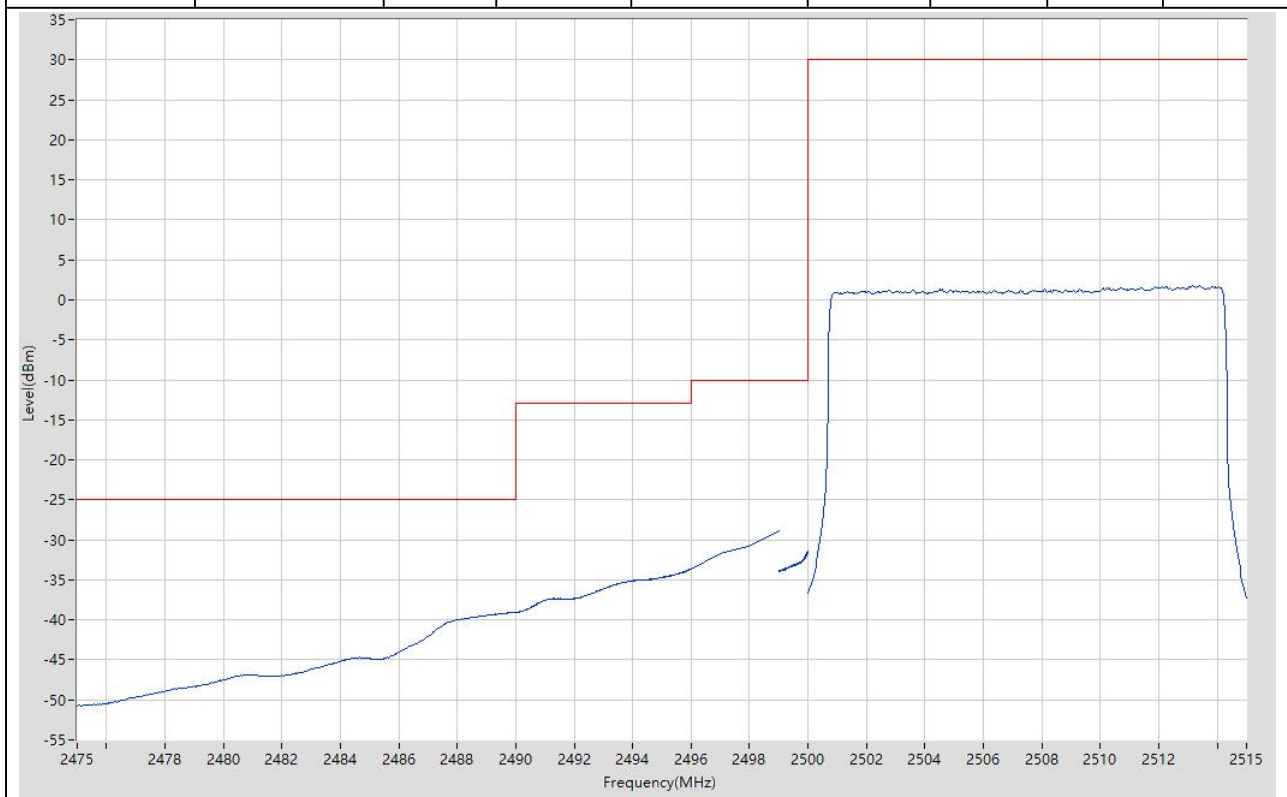


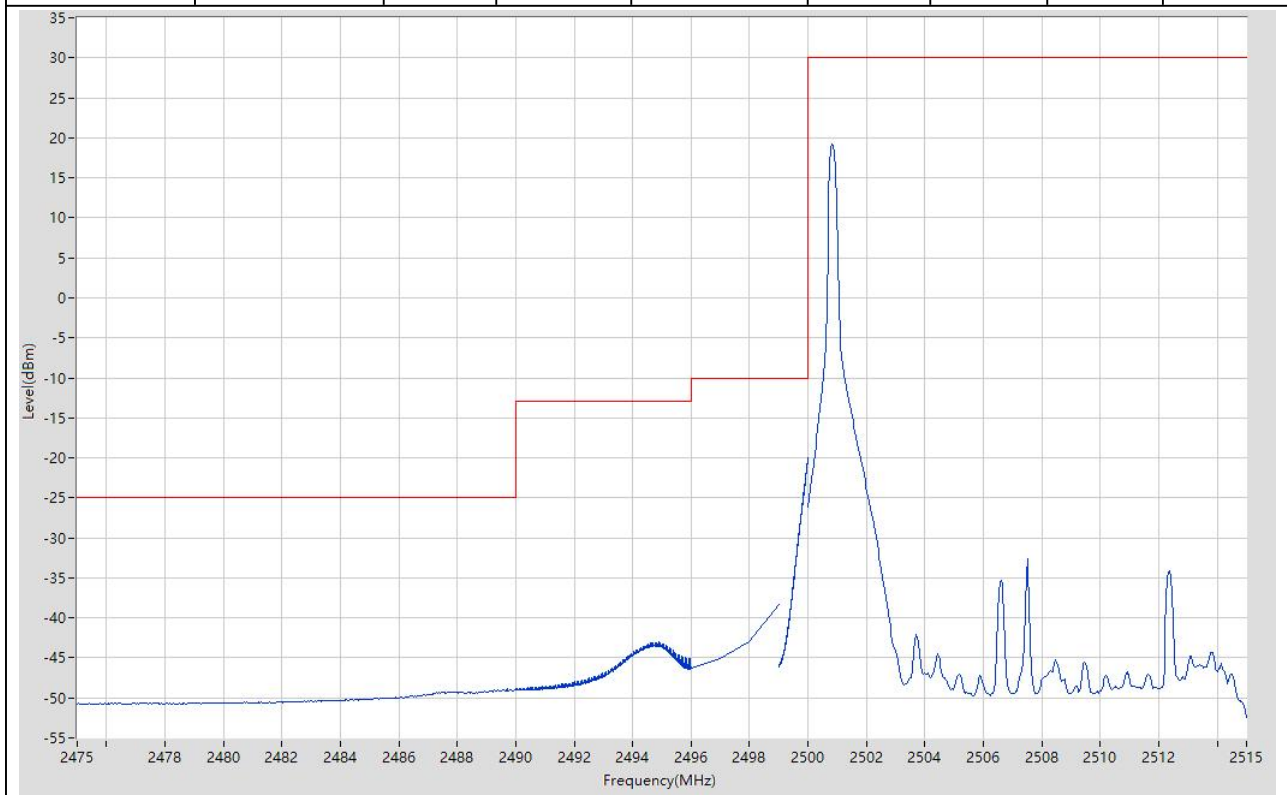
11.18. LTE Band Edge(NTNV)(Subtest:18, Channel:20825, Bandwidth:15, Modulation:QPSK, RB Number: 75, RB Position:LOW)

| Start Frequency (MHz) | Stop Frequency (MHz) | RBW (MHz) | Detector | Frequency (MHz) | Power (dBm) | Limit (dBm) | Verdict | Sweep Point |
|-----------------------|----------------------|-----------|----------|-----------------|-------------|-------------|---------|-------------|
| 2475 | 2490 | 1 | RMS | 2490 | -39.09 | -25 | Pass | 401 |
| 2490 | 2496 | 1 | RMS | 2496 | -33.62 | -13 | Pass | 401 |
| 2496 | 2499 | 1 | RMS | 2499 | -28.83 | -10 | Pass | 4 |
| 2499 | 2500 | 0.3 | RMS | 2500 | -31.42 | -10 | Pass | 401 |
| 2500 | 2515 | 0.1 | RMS | 2513.163 | 1.74 | 30 | Pass | 401 |



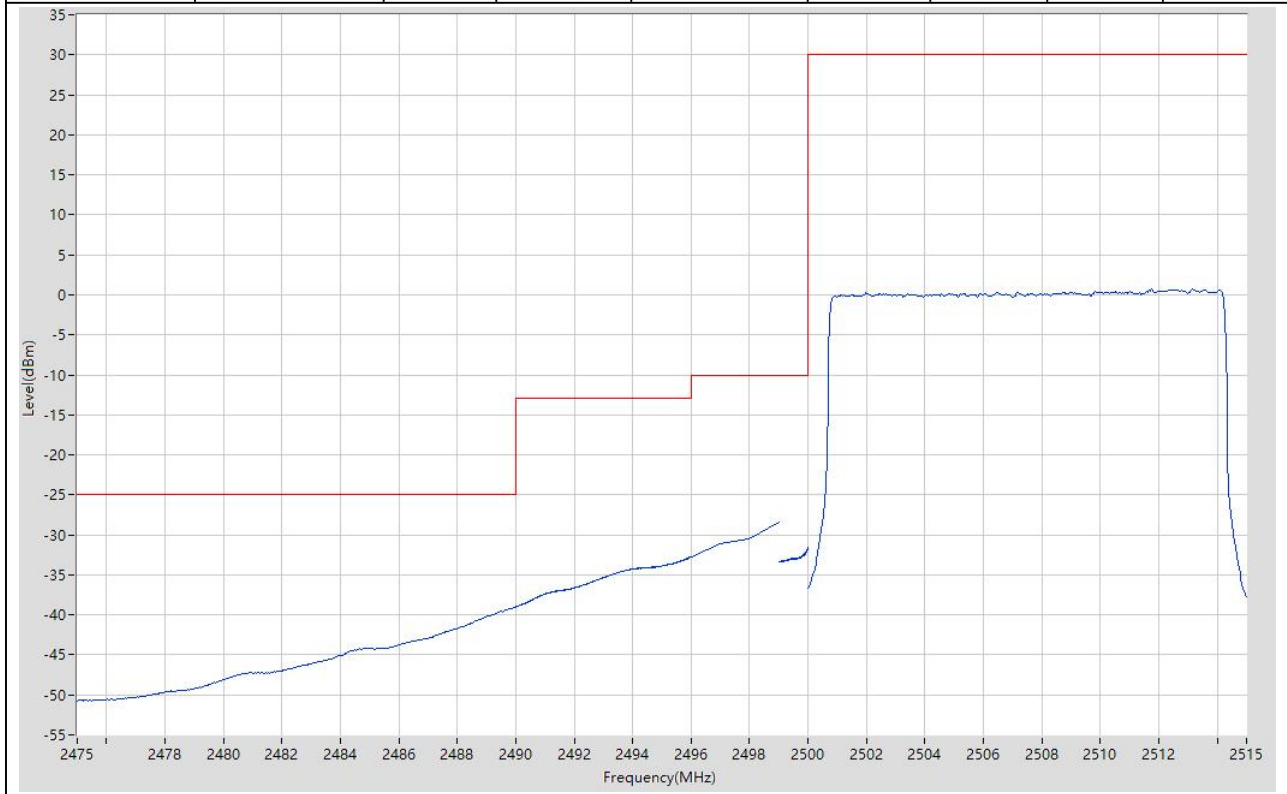
11.19. LTE Band Edge(NTNV)(Subtest:19, Channel:20825, Bandwidth:15, Modulation:Q16, RB Number: 1, RB Position:LOW)

| Start Frequency (MHz) | Stop Frequency (MHz) | RBW (MHz) | Detector | Frequency (MHz) | Power (dBm) | Limit (dBm) | Verdict | Sweep Point |
|-----------------------|----------------------|-----------|----------|-----------------|-------------|-------------|---------|-------------|
| 2475 | 2490 | 1 | RMS | 2489.7 | -48.9 | -25 | Pass | 401 |
| 2490 | 2496 | 1 | RMS | 2494.89 | -43.05 | -13 | Pass | 401 |
| 2496 | 2499 | 1 | RMS | 2499 | -38.27 | -10 | Pass | 4 |
| 2499 | 2500 | 0.3 | RMS | 2500 | -19.95 | -10 | Pass | 401 |
| 2500 | 2515 | 0.1 | RMS | 2500.825 | 19.23 | 30 | Pass | 401 |



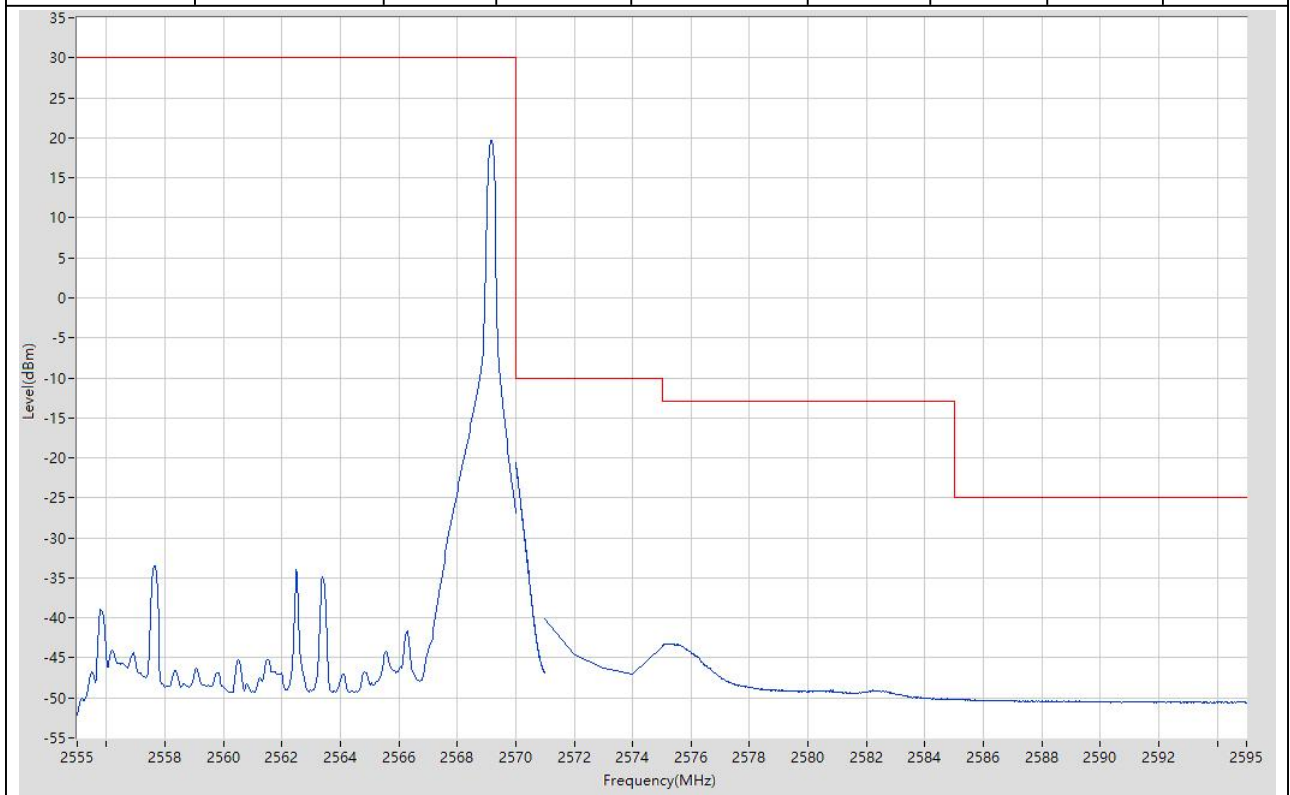
11.20. LTE Band Edge(NTNV)(Subtest:20, Channel:20825, Bandwidth:15, Modulation:Q16, RB Number: 75, RB Position:LOW)

| Start Frequency (MHz) | Stop Frequency (MHz) | RBW (MHz) | Detector | Frequency (MHz) | Power (dBm) | Limit (dBm) | Verdict | Sweep Point |
|-----------------------|----------------------|-----------|----------|-----------------|-------------|-------------|---------|-------------|
| 2475 | 2490 | 1 | RMS | 2490 | -39 | -25 | Pass | 401 |
| 2490 | 2496 | 1 | RMS | 2496 | -32.74 | -13 | Pass | 401 |
| 2496 | 2499 | 1 | RMS | 2499 | -28.44 | -10 | Pass | 4 |
| 2499 | 2500 | 0.3 | RMS | 2499.998 | -31.59 | -10 | Pass | 401 |
| 2500 | 2515 | 0.1 | RMS | 2511.738 | 0.69 | 30 | Pass | 401 |



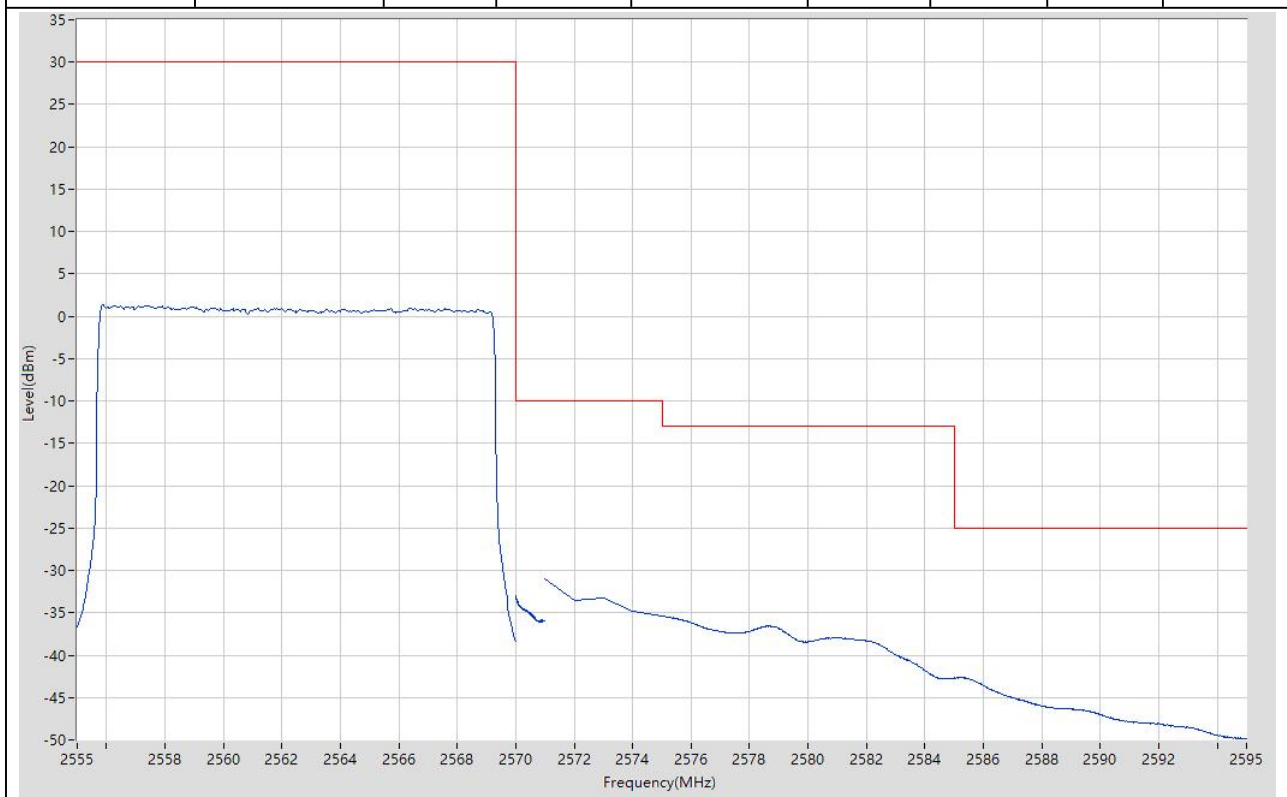
11.21. LTE Band Edge(NTNV)(Subtest:21, Channel:21375, Bandwidth:15, Modulation:QPSK, RB Number: 1, RB Position:HIGH)

| Start Frequency (MHz) | Stop Frequency (MHz) | RBW (MHz) | Detector | Frequency (MHz) | Power (dBm) | Limit (dBm) | Verdict | Sweep Point |
|-----------------------|----------------------|-----------|----------|-----------------|-------------|-------------|---------|-------------|
| 2555 | 2570 | 0.1 | RMS | 2569.175 | 19.69 | 30 | Pass | 401 |
| 2570 | 2571 | 0.3 | RMS | 2570.008 | -20.64 | -10 | Pass | 401 |
| 2571 | 2575 | 1 | RMS | 2571 | -40.11 | -10 | Pass | 5 |
| 2575 | 2585 | 1 | RMS | 2575.25 | -43.21 | -13 | Pass | 401 |
| 2585 | 2595 | 1 | RMS | 2585.15 | -50.13 | -25 | Pass | 401 |



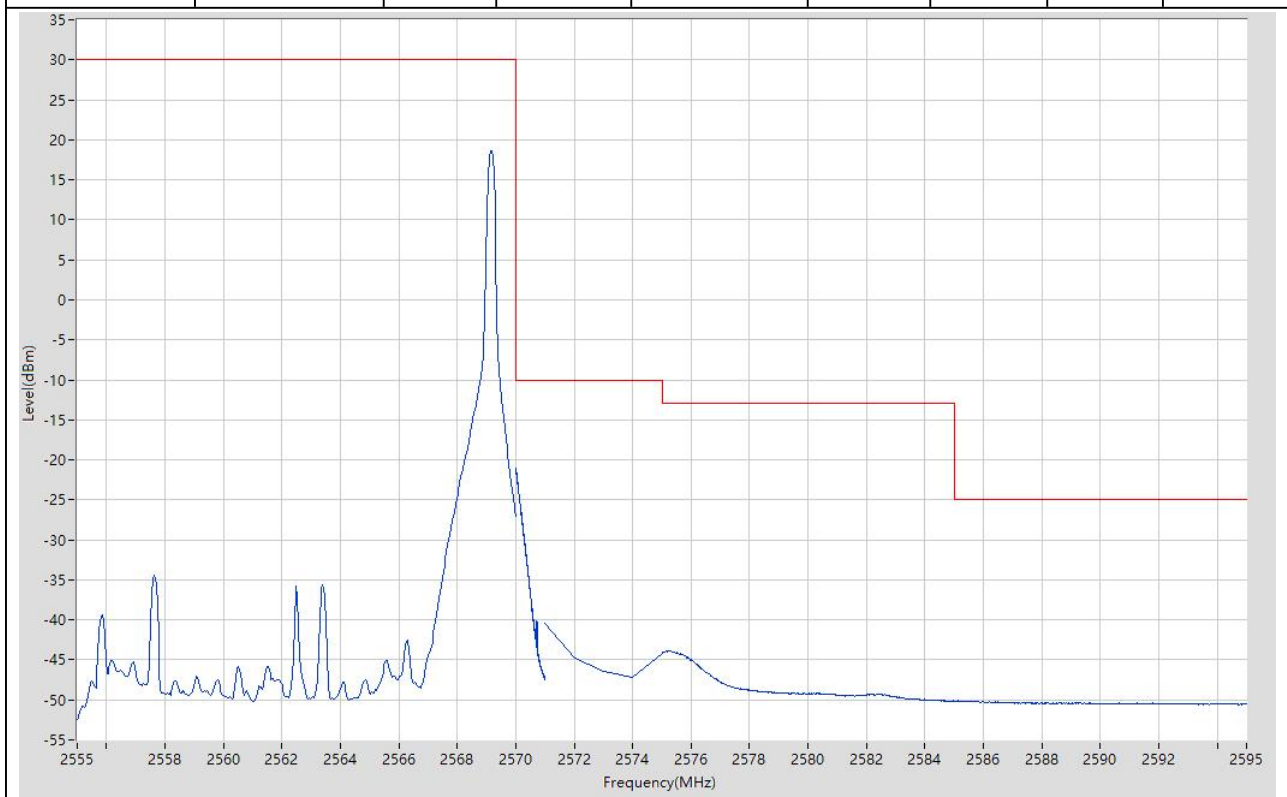
11.22. LTE Band Edge(NTNV)(Subtest:22, Channel:21375, Bandwidth:15, Modulation:QPSK, RB Number: 75, RB Position:HIGH)

| Start Frequency (MHz) | Stop Frequency (MHz) | RBW (MHz) | Detector | Frequency (MHz) | Power (dBm) | Limit (dBm) | Verdict | Sweep Point |
|-----------------------|----------------------|-----------|----------|-----------------|-------------|-------------|---------|-------------|
| 2555 | 2570 | 0.1 | RMS | 2555.9 | 1.33 | 30 | Pass | 401 |
| 2570 | 2571 | 0.3 | RMS | 2570.005 | -33.04 | -10 | Pass | 401 |
| 2571 | 2575 | 1 | RMS | 2571 | -31.03 | -10 | Pass | 5 |
| 2575 | 2585 | 1 | RMS | 2575 | -35.35 | -13 | Pass | 401 |
| 2585 | 2595 | 1 | RMS | 2585.175 | -42.64 | -25 | Pass | 401 |



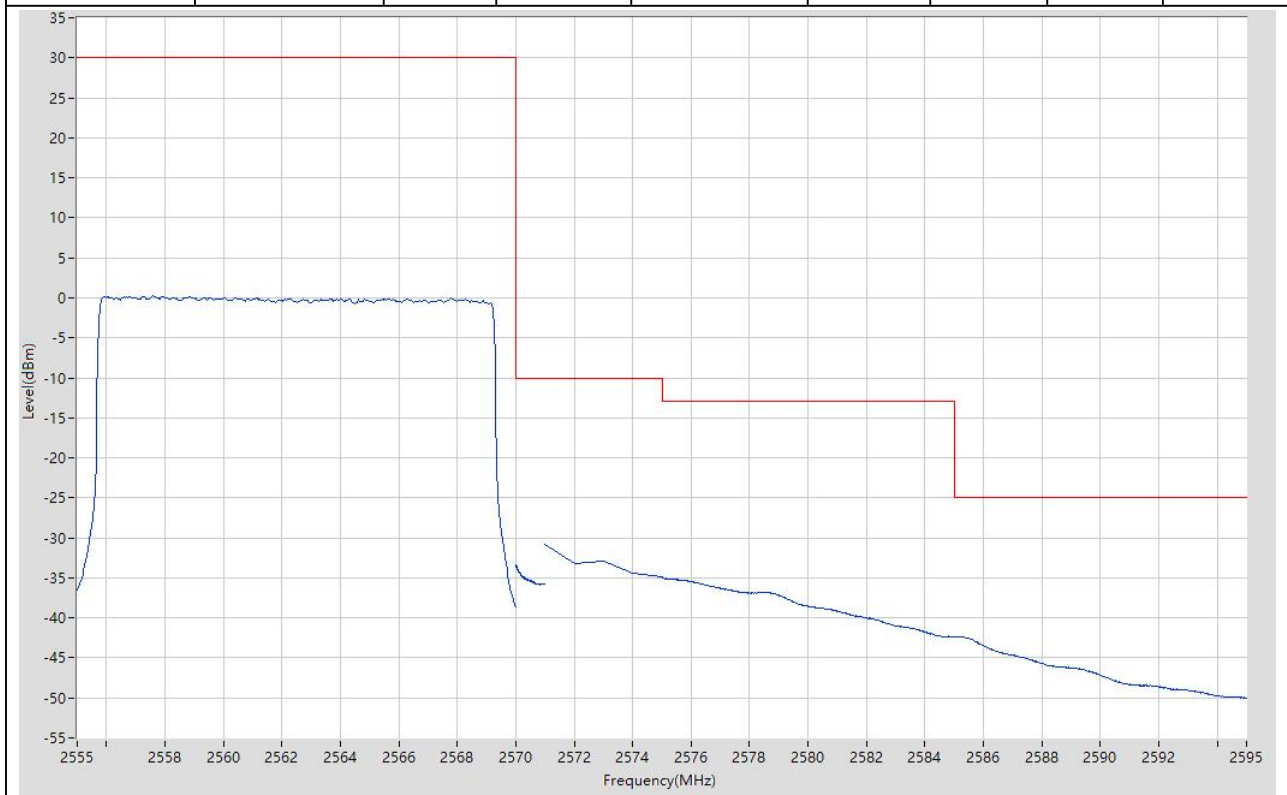
11.23. LTE Band Edge(NTNV)(Subtest:23, Channel:21375, Bandwidth:15, Modulation:Q16, RB Number: 1, RB Position:HIGH)

| Start Frequency (MHz) | Stop Frequency (MHz) | RBW (MHz) | Detector | Frequency (MHz) | Power (dBm) | Limit (dBm) | Verdict | Sweep Point |
|-----------------------|----------------------|-----------|----------|-----------------|-------------|-------------|---------|-------------|
| 2555 | 2570 | 0.1 | RMS | 2569.175 | 18.66 | 30 | Pass | 401 |
| 2570 | 2571 | 0.3 | RMS | 2570.005 | -21 | -10 | Pass | 401 |
| 2571 | 2575 | 1 | RMS | 2571 | -40.43 | -10 | Pass | 5 |
| 2575 | 2585 | 1 | RMS | 2575.2 | -43.87 | -13 | Pass | 401 |
| 2585 | 2595 | 1 | RMS | 2585.125 | -50.09 | -25 | Pass | 401 |



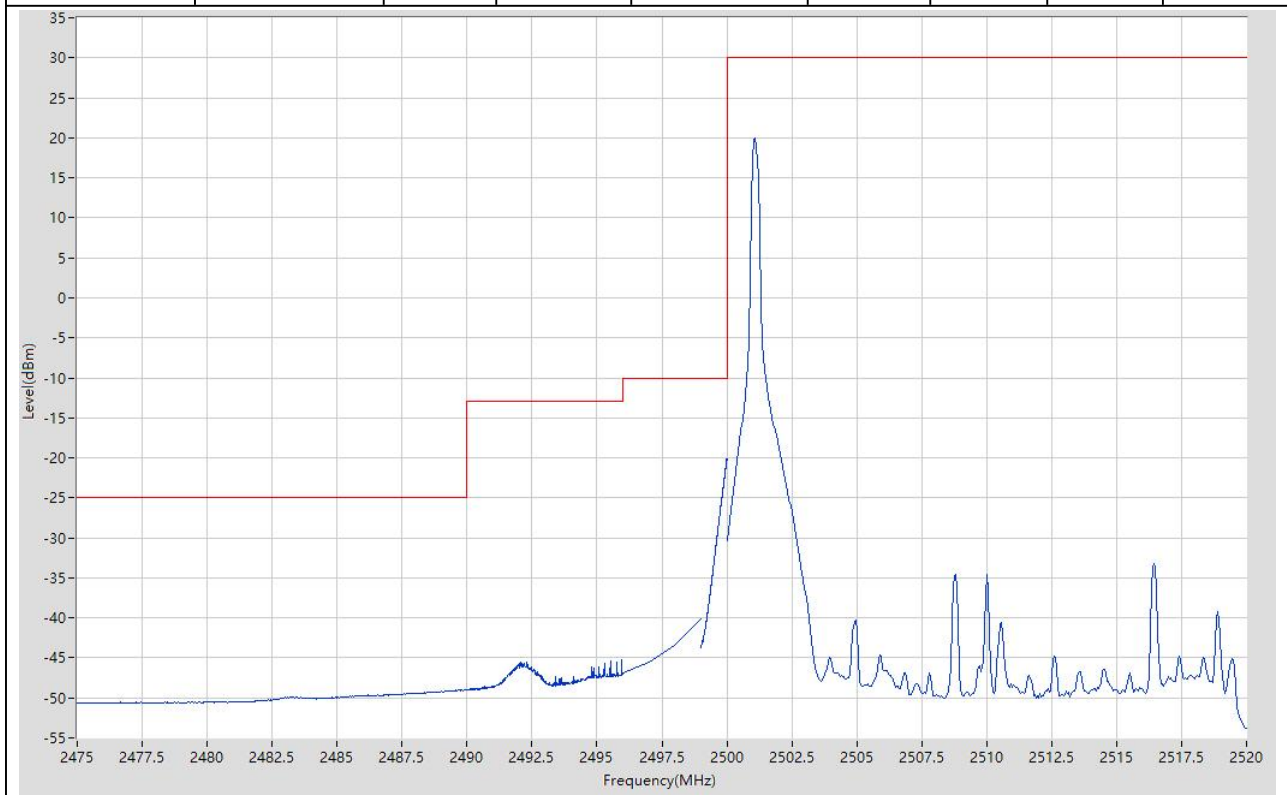
11.24. LTE Band Edge(NTNV)(Subtest:24, Channel:21375, Bandwidth:15, Modulation:Q16, RB Number: 75, RB Position:HIGH)

| Start Frequency (MHz) | Stop Frequency (MHz) | RBW (MHz) | Detector | Frequency (MHz) | Power (dBm) | Limit (dBm) | Verdict | Sweep Point |
|-----------------------|----------------------|-----------|----------|-----------------|-------------|-------------|---------|-------------|
| 2555 | 2570 | 0.1 | RMS | 2557.588 | 0.27 | 30 | Pass | 401 |
| 2570 | 2571 | 0.3 | RMS | 2570 | -33.32 | -10 | Pass | 401 |
| 2571 | 2575 | 1 | RMS | 2571 | -30.86 | -10 | Pass | 5 |
| 2575 | 2585 | 1 | RMS | 2575.025 | -35.01 | -13 | Pass | 401 |
| 2585 | 2595 | 1 | RMS | 2585.025 | -42.31 | -25 | Pass | 401 |



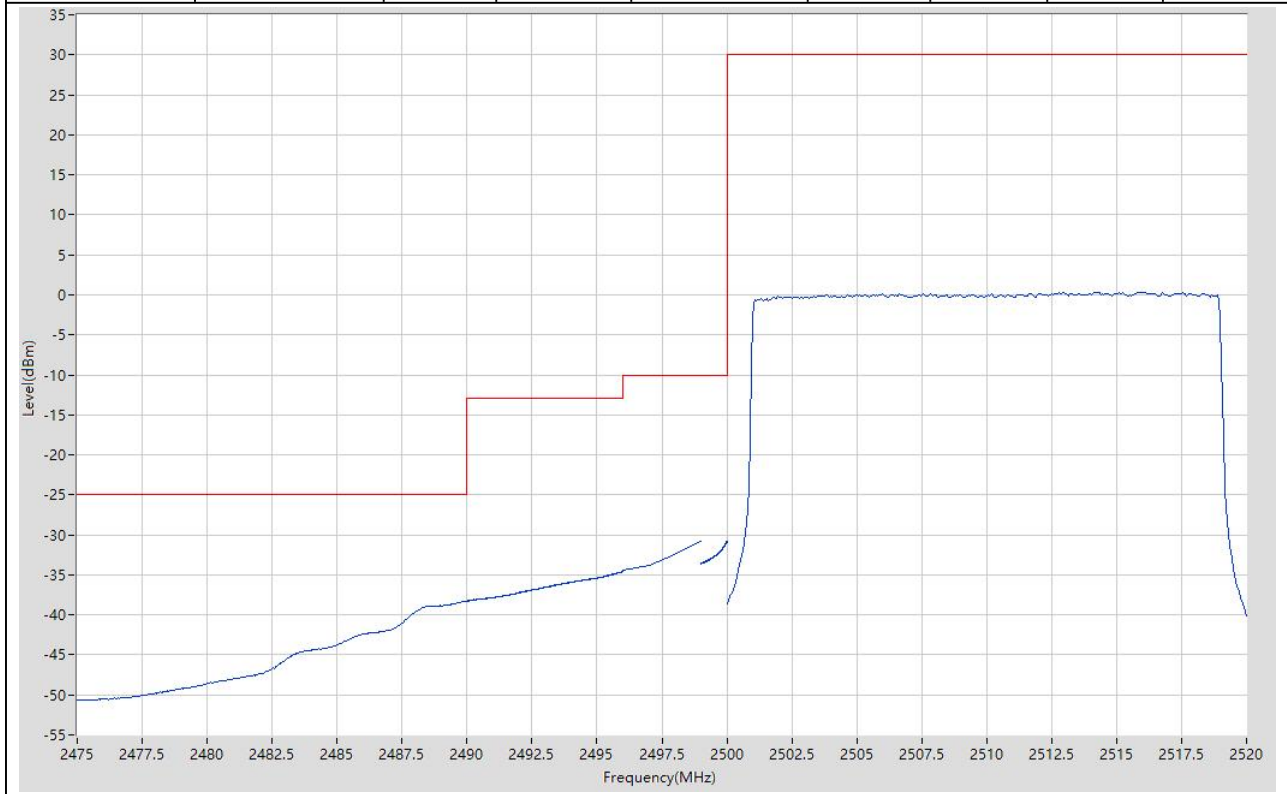
11.25. LTE Band Edge(NTNV)(Subtest:25, Channel:20850, Bandwidth:20, Modulation:QPSK, RB Number: 1, RB Position:LOW)

| Start Frequency (MHz) | Stop Frequency (MHz) | RBW (MHz) | Detector | Frequency (MHz) | Power (dBm) | Limit (dBm) | Verdict | Sweep Point |
|-----------------------|----------------------|-----------|----------|-----------------|-------------|-------------|---------|-------------|
| 2475 | 2490 | 1 | RMS | 2489.888 | -48.96 | -25 | Pass | 401 |
| 2490 | 2496 | 1 | RMS | 2495.955 | -45.26 | -13 | Pass | 401 |
| 2496 | 2499 | 1 | RMS | 2499 | -40.14 | -10 | Pass | 4 |
| 2499 | 2500 | 0.51 | RMS | 2500 | -20.07 | -10 | Pass | 401 |
| 2500 | 2520 | 0.1 | RMS | 2501.1 | 20.02 | 30 | Pass | 401 |



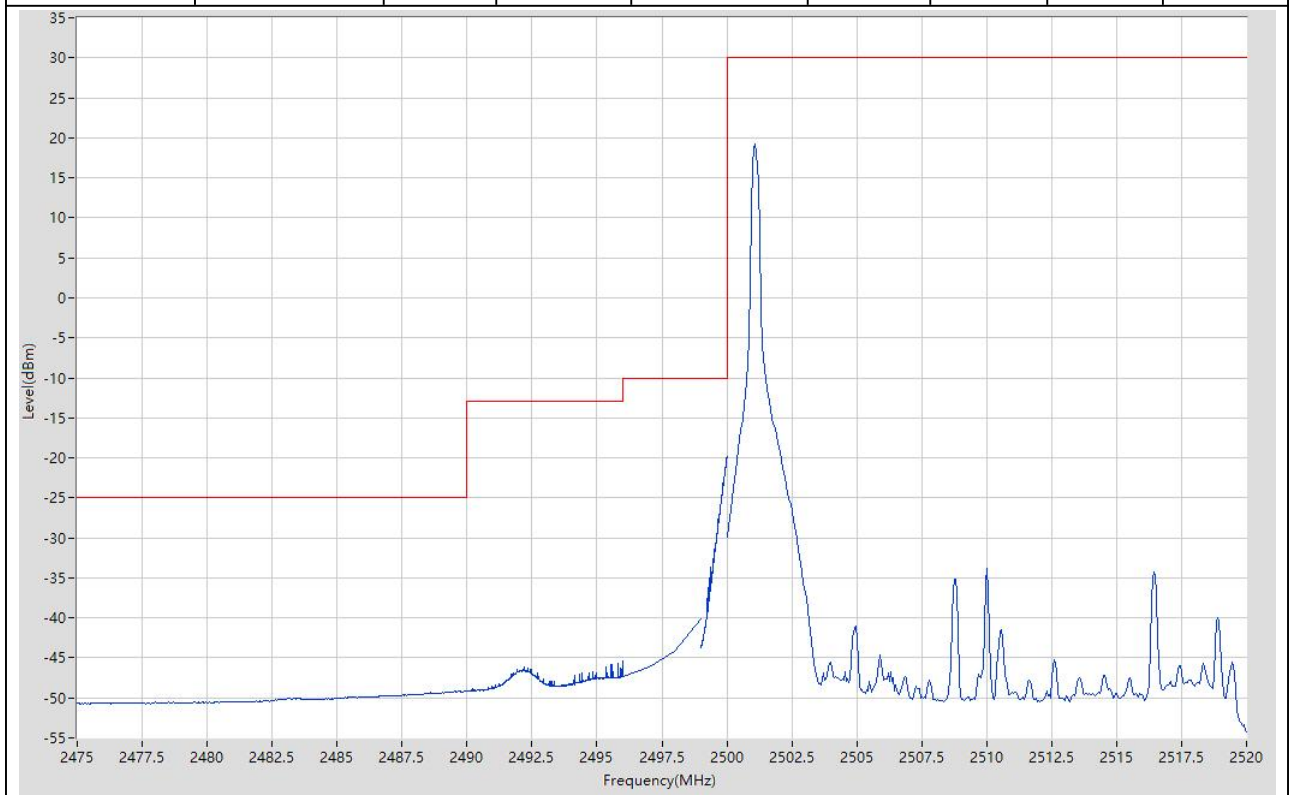
11.26. LTE Band Edge(NTNV)(Subtest:26, Channel:20850, Bandwidth:20, Modulation:QPSK, RB Number: 100, RB Position:LOW)

| Start Frequency (MHz) | Stop Frequency (MHz) | RBW (MHz) | Detector | Frequency (MHz) | Power (dBm) | Limit (dBm) | Verdict | Sweep Point |
|-----------------------|----------------------|-----------|----------|-----------------|-------------|-------------|---------|-------------|
| 2475 | 2490 | 1 | RMS | 2490 | -38.27 | -25 | Pass | 401 |
| 2490 | 2496 | 1 | RMS | 2496 | -34.59 | -13 | Pass | 401 |
| 2496 | 2499 | 1 | RMS | 2499 | -30.75 | -10 | Pass | 4 |
| 2499 | 2500 | 0.51 | RMS | 2500 | -30.83 | -10 | Pass | 401 |
| 2500 | 2520 | 0.1 | RMS | 2515.9 | 0.33 | 30 | Pass | 401 |



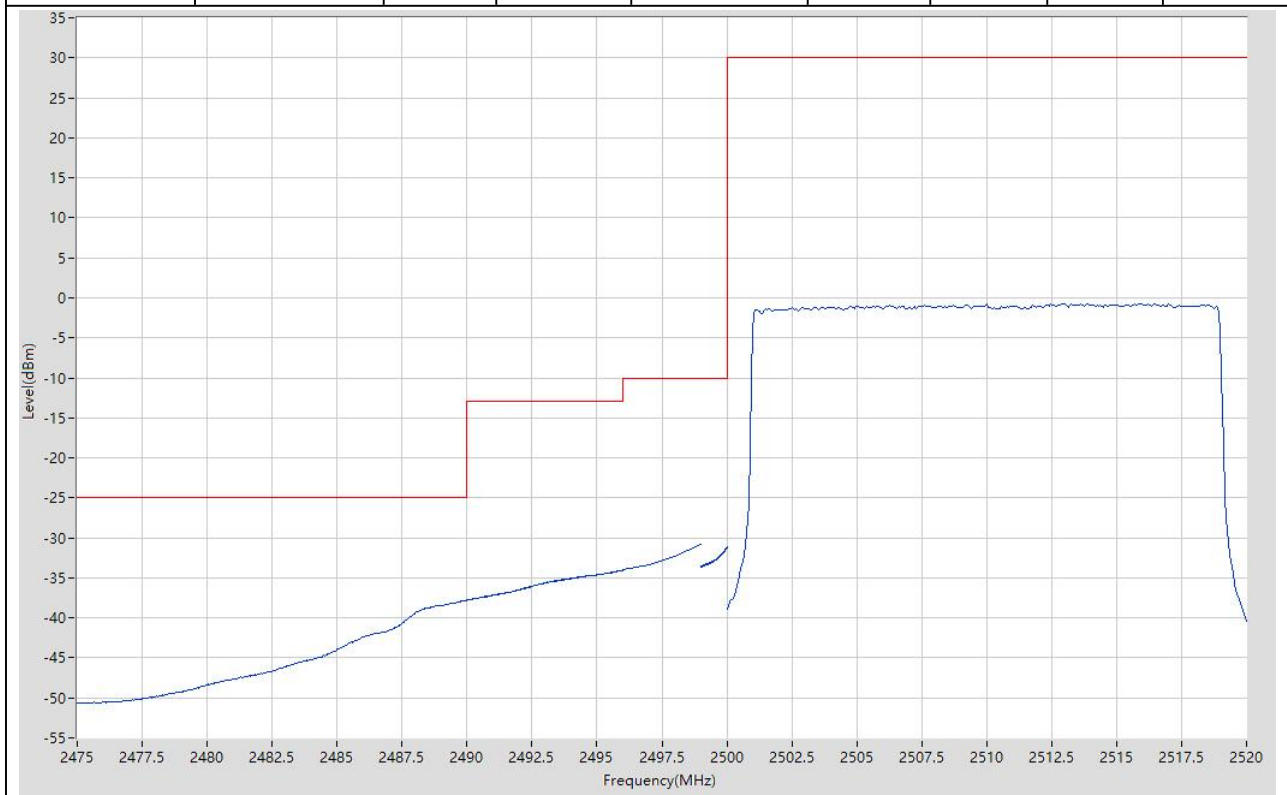
11.27. LTE Band Edge(NTNV)(Subtest:27, Channel:20850, Bandwidth:20, Modulation:Q16, RB Number: 1, RB Position:LOW)

| Start Frequency (MHz) | Stop Frequency (MHz) | RBW (MHz) | Detector | Frequency (MHz) | Power (dBm) | Limit (dBm) | Verdict | Sweep Point |
|-----------------------|----------------------|-----------|----------|-----------------|-------------|-------------|---------|-------------|
| 2475 | 2490 | 1 | RMS | 2489.588 | -49.13 | -25 | Pass | 401 |
| 2490 | 2496 | 1 | RMS | 2495.985 | -45.36 | -13 | Pass | 401 |
| 2496 | 2499 | 1 | RMS | 2499 | -40.15 | -10 | Pass | 4 |
| 2499 | 2500 | 0.51 | RMS | 2500 | -19.91 | -10 | Pass | 401 |
| 2500 | 2520 | 0.1 | RMS | 2501.1 | 19.22 | 30 | Pass | 401 |



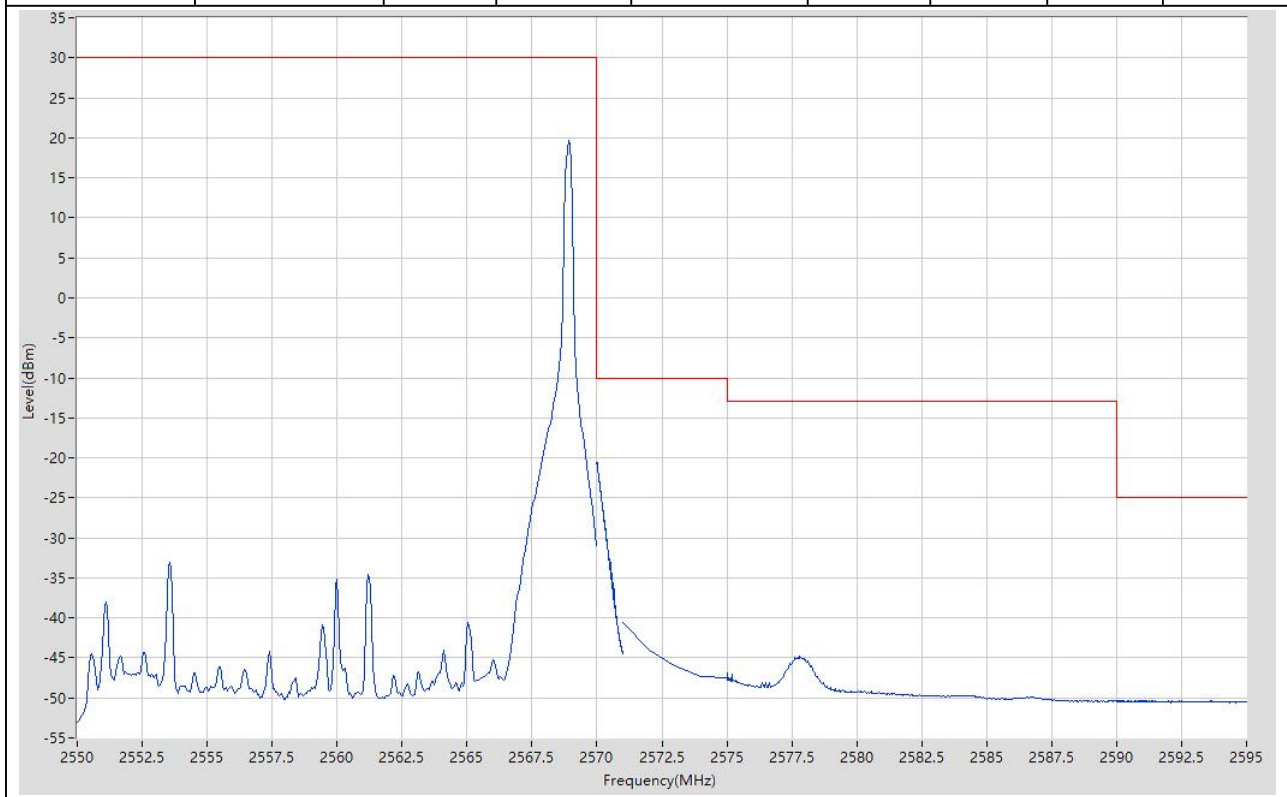
11.28. LTE Band Edge(NTNV)(Subtest:28, Channel:20850, Bandwidth:20, Modulation:Q16, RB Number: 100, RB Position:LOW)

| Start Frequency (MHz) | Stop Frequency (MHz) | RBW (MHz) | Detector | Frequency (MHz) | Power (dBm) | Limit (dBm) | Verdict | Sweep Point |
|-----------------------|----------------------|-----------|----------|-----------------|-------------|-------------|---------|-------------|
| 2475 | 2490 | 1 | RMS | 2490 | -37.82 | -25 | Pass | 401 |
| 2490 | 2496 | 1 | RMS | 2496 | -34.02 | -13 | Pass | 401 |
| 2496 | 2499 | 1 | RMS | 2499 | -30.75 | -10 | Pass | 4 |
| 2499 | 2500 | 0.51 | RMS | 2500 | -31.17 | -10 | Pass | 401 |
| 2500 | 2520 | 0.1 | RMS | 2512.95 | -0.73 | 30 | Pass | 401 |



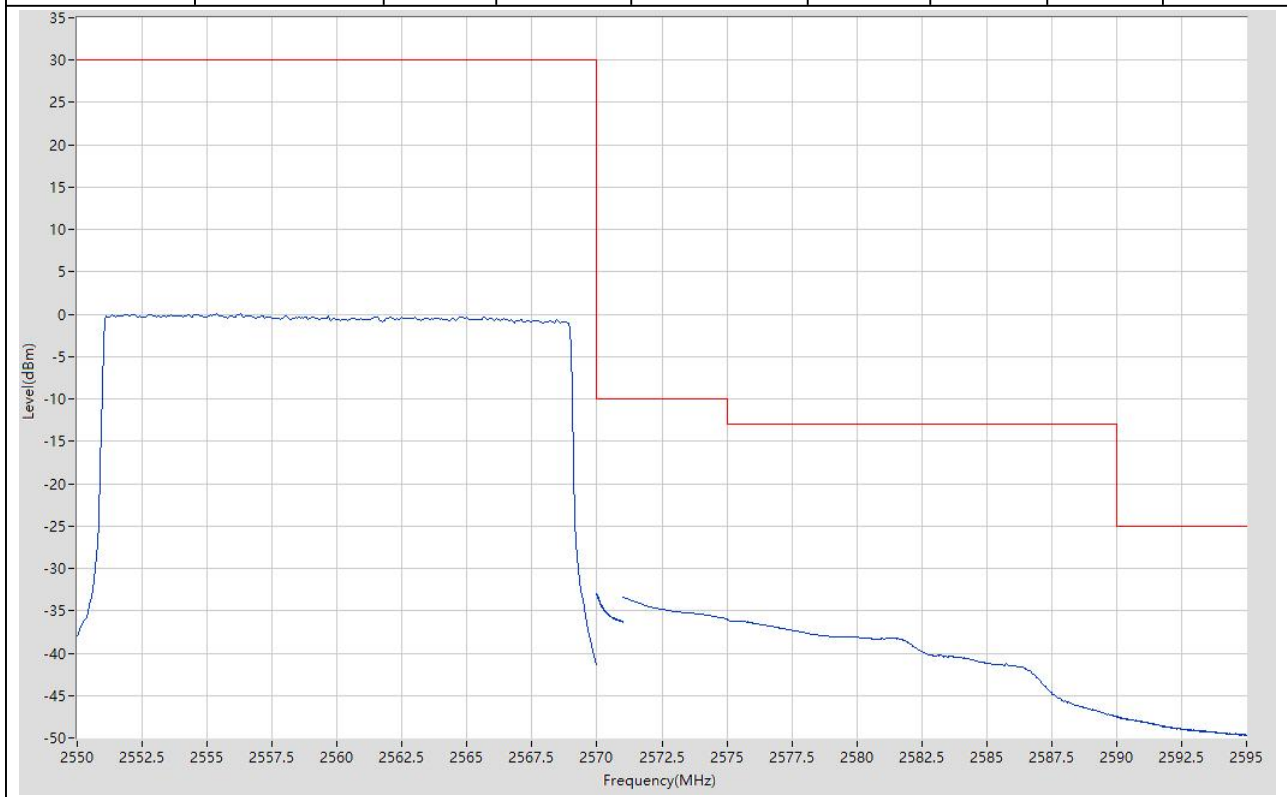
11.29. LTE Band Edge(NTNV)(Subtest:29, Channel:21350, Bandwidth:20, Modulation:QPSK, RB Number: 1, RB Position:HIGH)

| Start Frequency (MHz) | Stop Frequency (MHz) | RBW (MHz) | Detector | Frequency (MHz) | Power (dBm) | Limit (dBm) | Verdict | Sweep Point |
|-----------------------|----------------------|-----------|----------|-----------------|-------------|-------------|---------|-------------|
| 2550 | 2570 | 0.1 | RMS | 2568.9 | 19.64 | 30 | Pass | 401 |
| 2570 | 2571 | 0.51 | RMS | 2570.008 | -20.63 | -10 | Pass | 401 |
| 2571 | 2575 | 1 | RMS | 2571 | -40.5 | -10 | Pass | 5 |
| 2575 | 2590 | 1 | RMS | 2577.775 | -44.76 | -13 | Pass | 401 |
| 2590 | 2595 | 1 | RMS | 2590.175 | -50.37 | -25 | Pass | 401 |



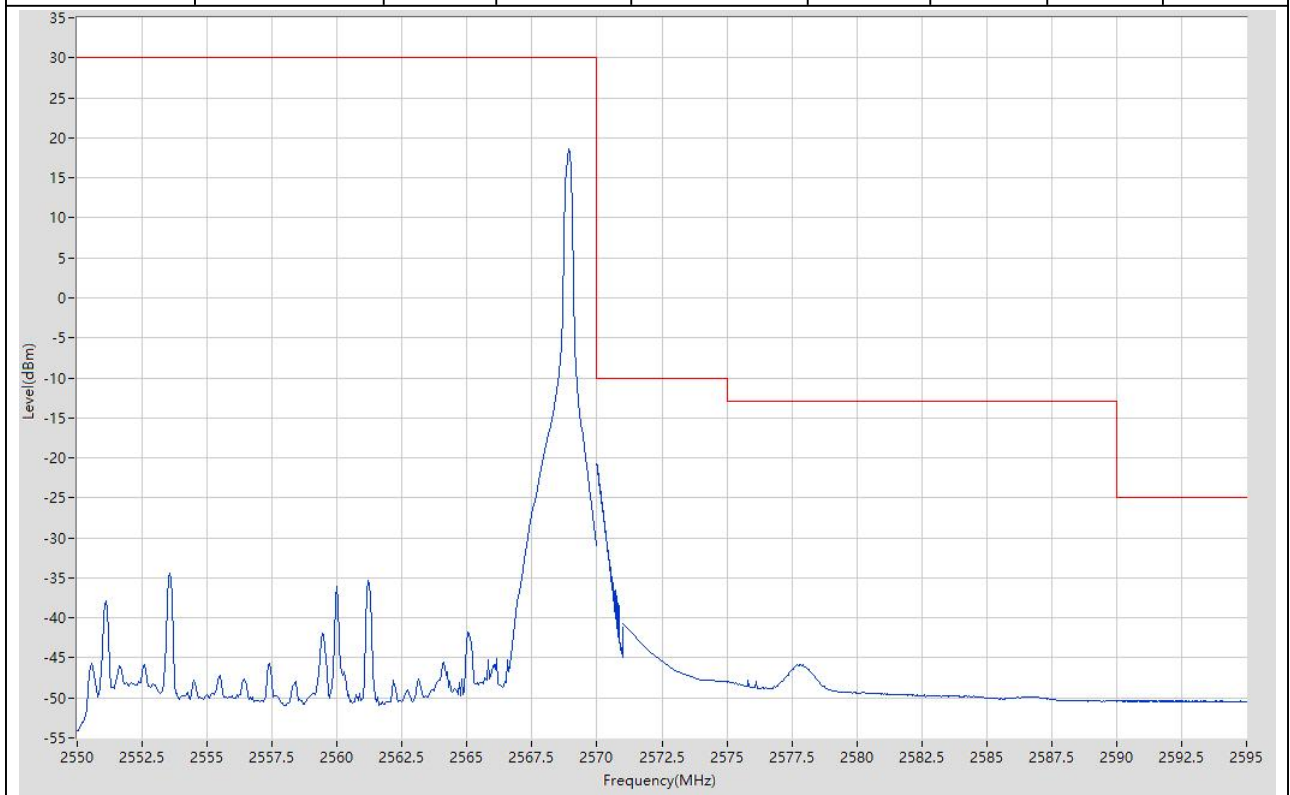
11.30. LTE Band Edge(NTNV)(Subtest:30, Channel:21350, Bandwidth:20, Modulation:QPSK, RB Number: 100, RB Position:HIGH)

| Start Frequency (MHz) | Stop Frequency (MHz) | RBW (MHz) | Detector | Frequency (MHz) | Power (dBm) | Limit (dBm) | Verdict | Sweep Point |
|-----------------------|----------------------|-----------|----------|-----------------|-------------|-------------|---------|-------------|
| 2550 | 2570 | 0.1 | RMS | 2556.3 | 0.07 | 30 | Pass | 401 |
| 2570 | 2571 | 0.51 | RMS | 2570 | -33 | -10 | Pass | 401 |
| 2571 | 2575 | 1 | RMS | 2571 | -33.41 | -10 | Pass | 5 |
| 2575 | 2590 | 1 | RMS | 2575 | -36.11 | -13 | Pass | 401 |
| 2590 | 2595 | 1 | RMS | 2590.038 | -47.48 | -25 | Pass | 401 |



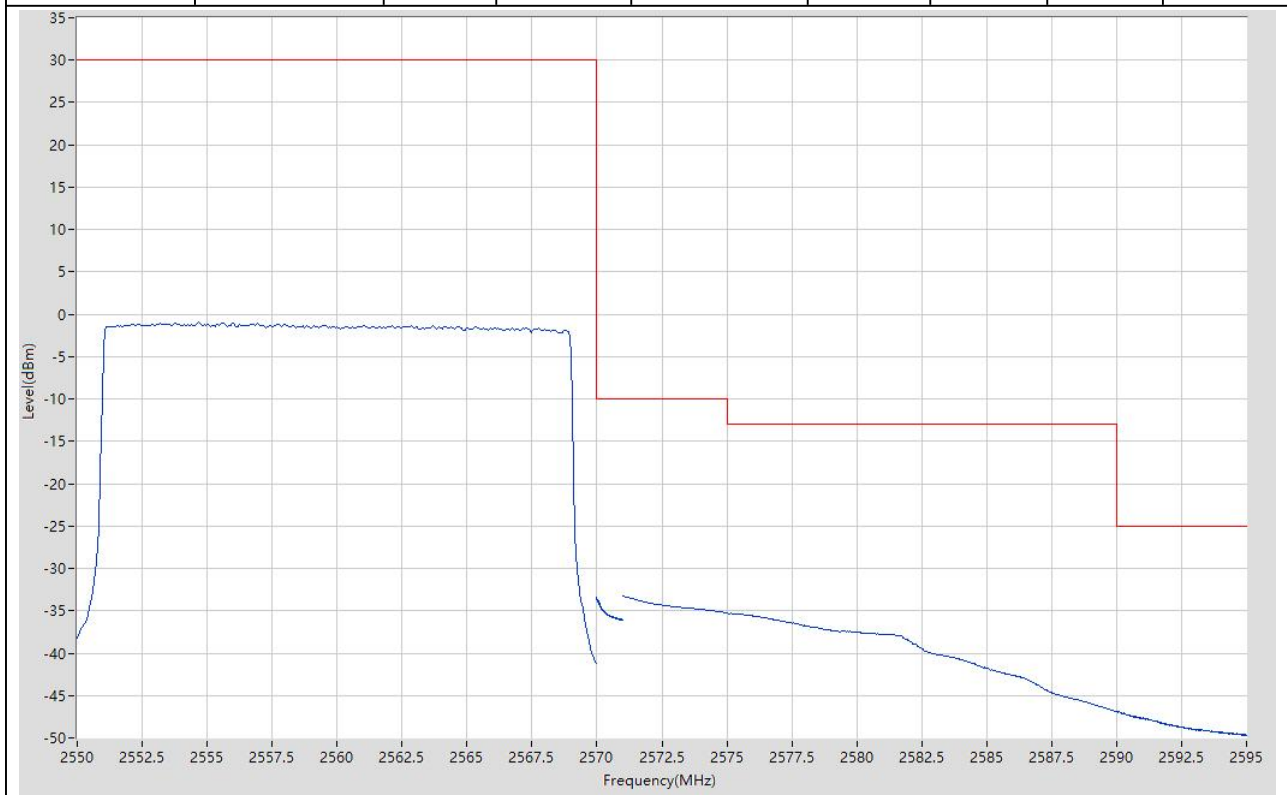
11.31. LTE Band Edge(NTNV)(Subtest:31, Channel:21350, Bandwidth:20, Modulation:Q16, RB Number: 1, RB Position:HIGH)

| Start Frequency (MHz) | Stop Frequency (MHz) | RBW (MHz) | Detector | Frequency (MHz) | Power (dBm) | Limit (dBm) | Verdict | Sweep Point |
|-----------------------|----------------------|-----------|----------|-----------------|-------------|-------------|---------|-------------|
| 2550 | 2570 | 0.1 | RMS | 2568.9 | 18.62 | 30 | Pass | 401 |
| 2570 | 2571 | 0.51 | RMS | 2570.003 | -20.67 | -10 | Pass | 401 |
| 2571 | 2575 | 1 | RMS | 2571 | -40.76 | -10 | Pass | 5 |
| 2575 | 2590 | 1 | RMS | 2577.925 | -45.77 | -13 | Pass | 401 |
| 2590 | 2595 | 1 | RMS | 2590.138 | -50.29 | -25 | Pass | 401 |



11.32. LTE Band Edge(NTNV)(Subtest:32, Channel:21350, Bandwidth:20, Modulation:Q16, RB Number: 100, RB Position:HIGH)

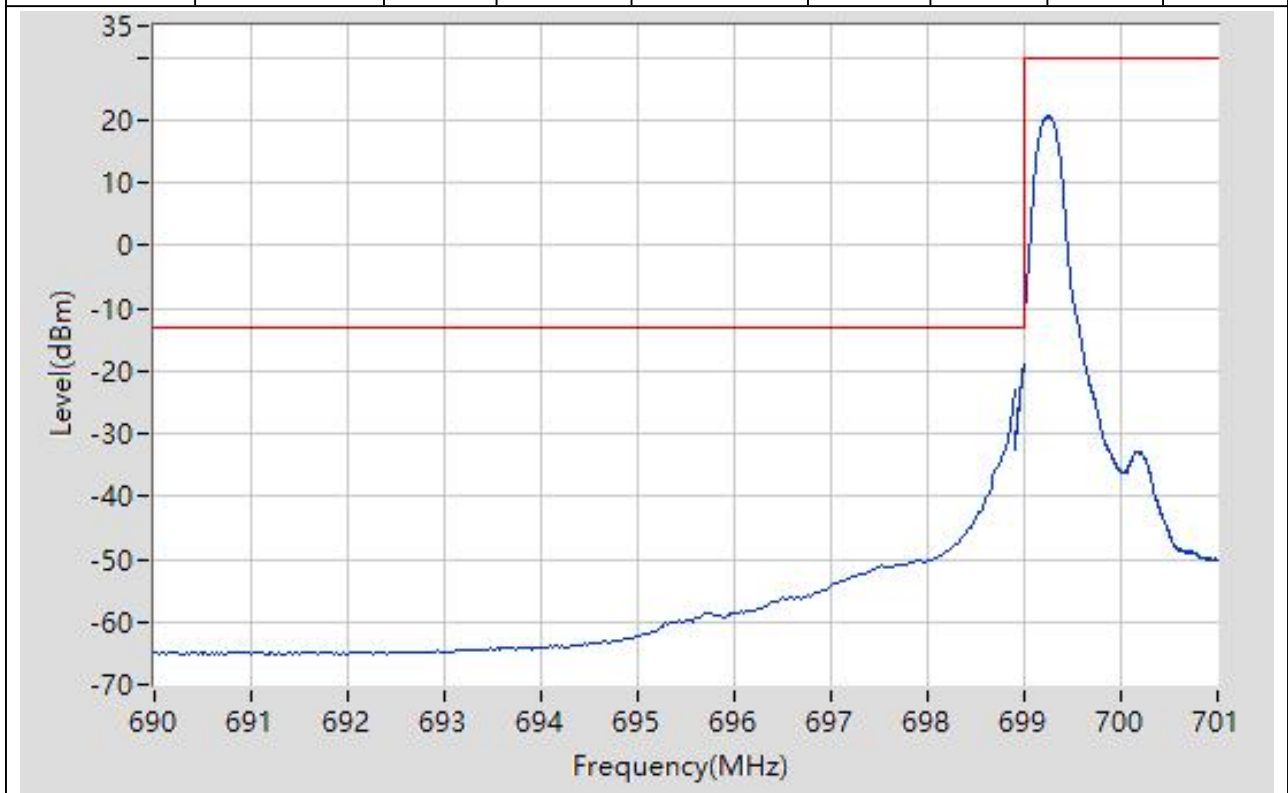
| Start Frequency (MHz) | Stop Frequency (MHz) | RBW (MHz) | Detector | Frequency (MHz) | Power (dBm) | Limit (dBm) | Verdict | Sweep Point |
|-----------------------|----------------------|-----------|----------|-----------------|-------------|-------------|---------|-------------|
| 2550 | 2570 | 0.1 | RMS | 2554.65 | -0.91 | 30 | Pass | 401 |
| 2570 | 2571 | 0.51 | RMS | 2570 | -33.42 | -10 | Pass | 401 |
| 2571 | 2575 | 1 | RMS | 2571 | -33.22 | -10 | Pass | 5 |
| 2575 | 2590 | 1 | RMS | 2575 | -35.26 | -13 | Pass | 401 |
| 2590 | 2595 | 1 | RMS | 2590 | -46.86 | -25 | Pass | 401 |



12. LTE_Band12

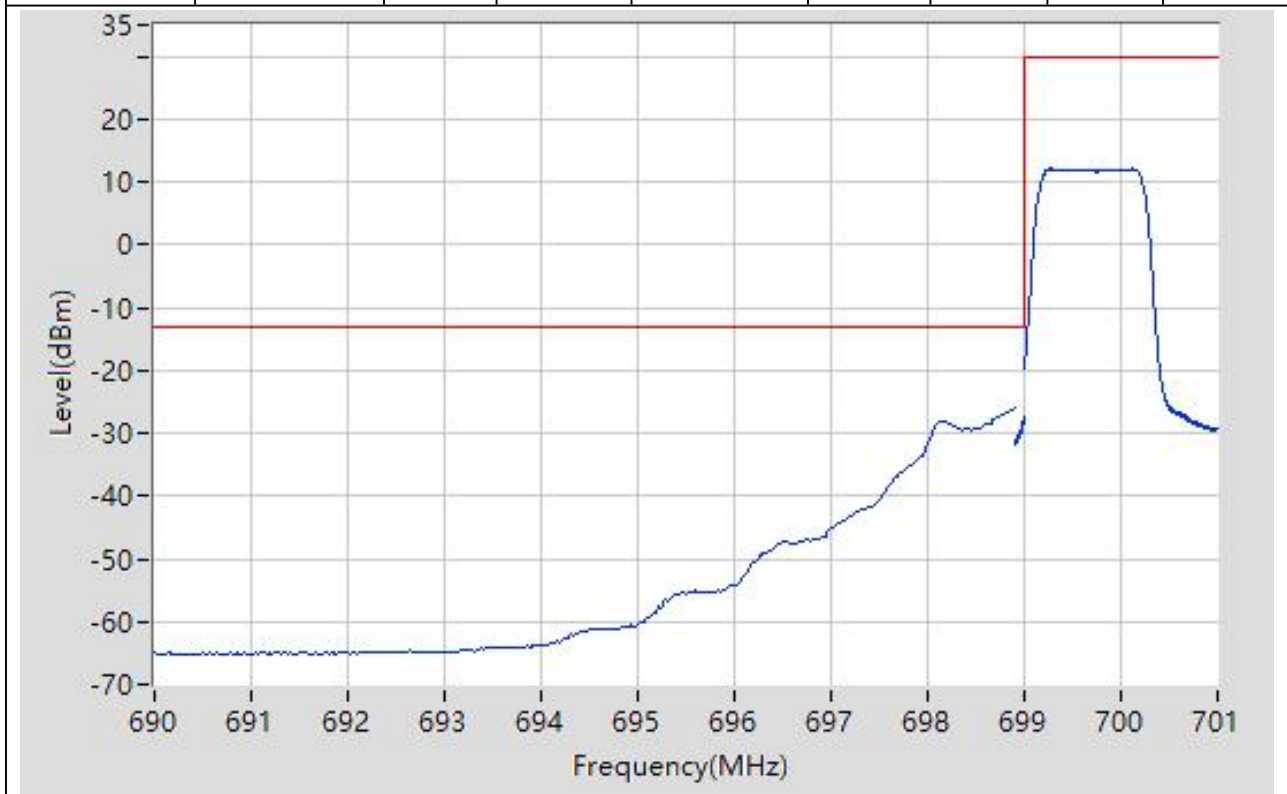
12.1. LTE Band Edge(NTNV)(Subtest:1, Channel:23017, Bandwidth:1.4, Modulation:QPSK, RB Number: 1, RB Position:LOW)

| Start Frequency (MHz) | Stop Frequency (MHz) | RBW (MHz) | Detector | Frequency (MHz) | Power (dBm) | Limit (dBm) | Verdict | Sweep Point |
|-----------------------|----------------------|-----------|----------|-----------------|-------------|-------------|---------|-------------|
| 690 | 698.9 | 0.1 | RMS | 698.9 | -23.14 | -13 | Pass | 401 |
| 698.9 | 699 | 0.03 | RMS | 699 | -18.93 | -13 | Pass | 401 |
| 699 | 701 | 0.1 | RMS | 699.24 | 20.57 | 30 | Pass | 401 |



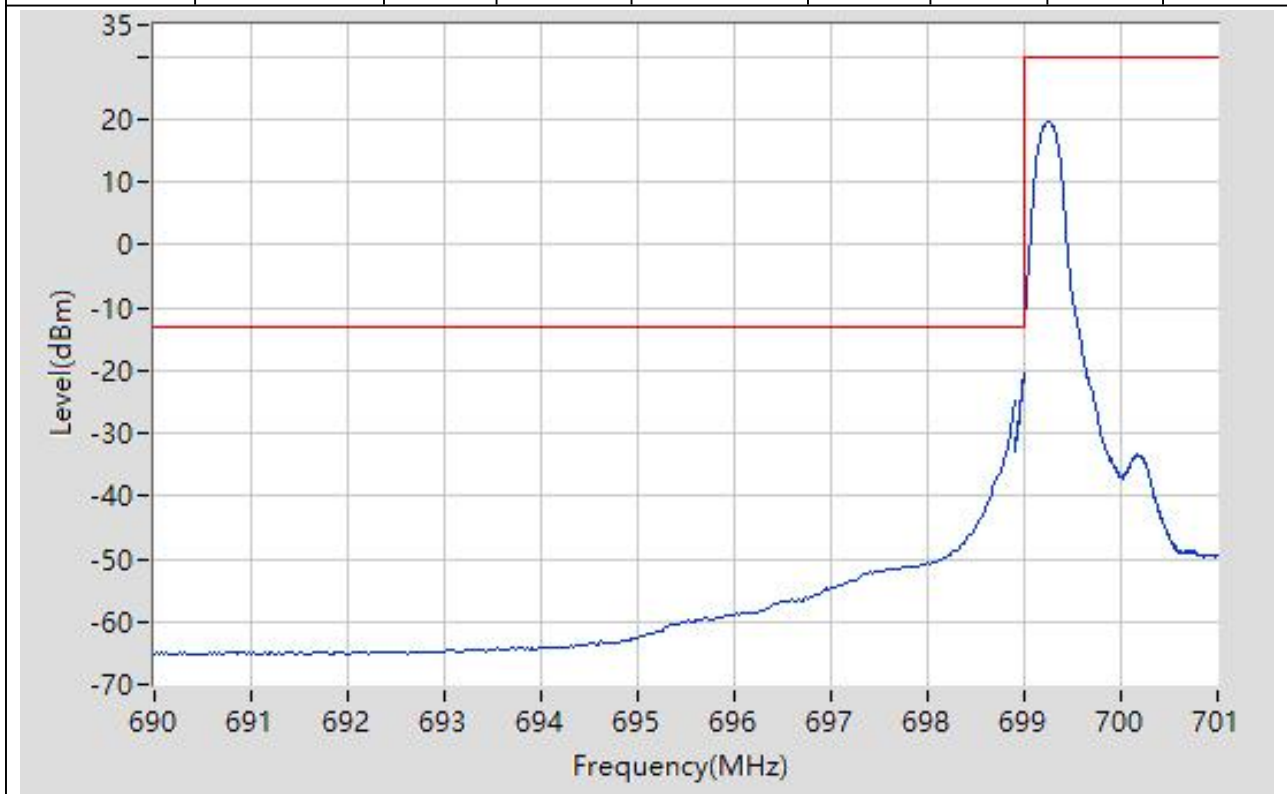
12.2. LTE Band Edge(NTNV)(Subtest:2, Channel:23017, Bandwidth:1.4, Modulation:QPSK, RB Number: 6, RB Position:LOW)

| Start Frequency (MHz) | Stop Frequency (MHz) | RBW (MHz) | Detector | Frequency (MHz) | Power (dBm) | Limit (dBm) | Verdict | Sweep Point |
|-----------------------|----------------------|-----------|----------|-----------------|-------------|-------------|---------|-------------|
| 690 | 698.9 | 0.1 | RMS | 698.9 | -25.93 | -13 | Pass | 401 |
| 698.9 | 699 | 0.03 | RMS | 699 | -27.27 | -13 | Pass | 401 |
| 699 | 701 | 0.1 | RMS | 699.285 | 12.11 | 30 | Pass | 401 |



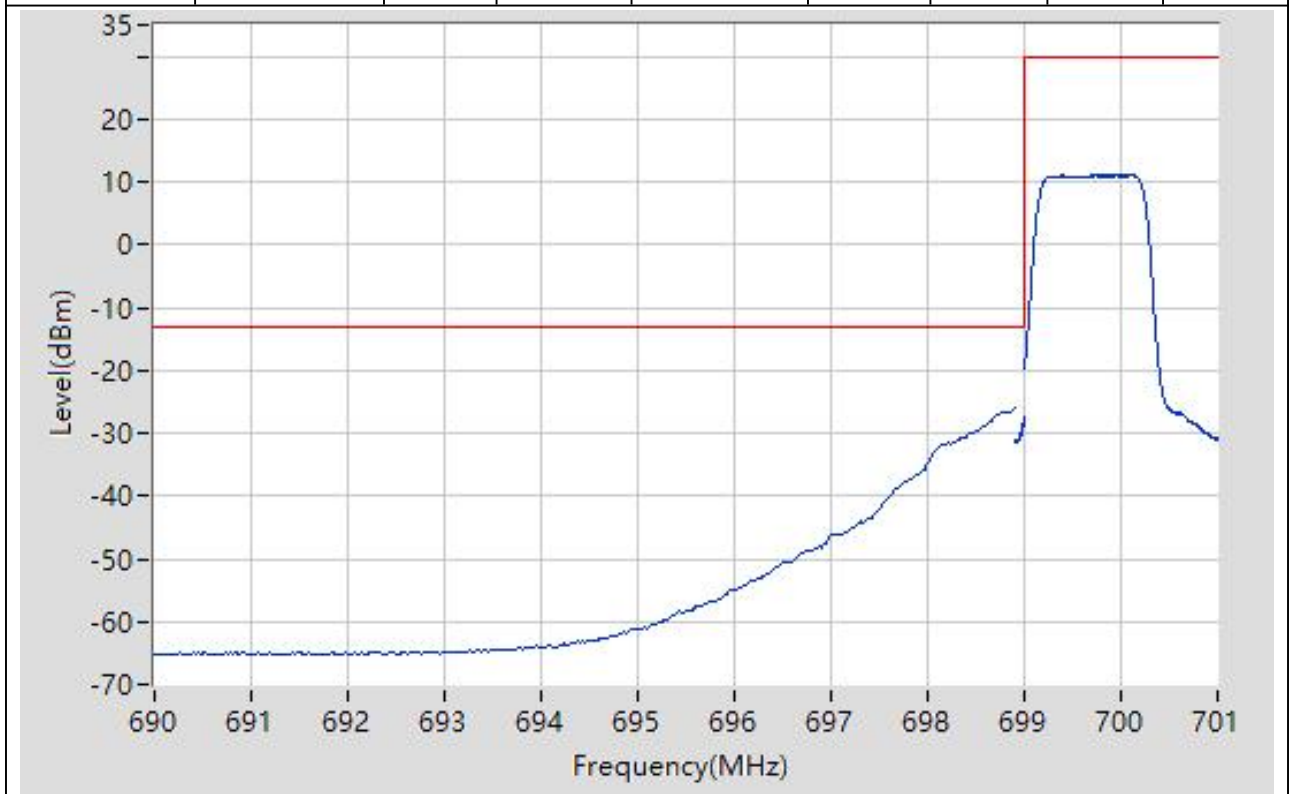
12.3. LTE Band Edge(NTNV)(Subtest:3, Channel:23017, Bandwidth:1.4, Modulation:Q16, RB Number: 1, RB Position:LOW)

| Start Frequency (MHz) | Stop Frequency (MHz) | RBW (MHz) | Detector | Frequency (MHz) | Power (dBm) | Limit (dBm) | Verdict | Sweep Point |
|-----------------------|----------------------|-----------|----------|-----------------|-------------|-------------|---------|-------------|
| 690 | 698.9 | 0.1 | RMS | 698.9 | -24.91 | -13 | Pass | 401 |
| 698.9 | 699 | 0.03 | RMS | 699 | -20.4 | -13 | Pass | 401 |
| 699 | 701 | 0.1 | RMS | 699.25 | 19.51 | 30 | Pass | 401 |



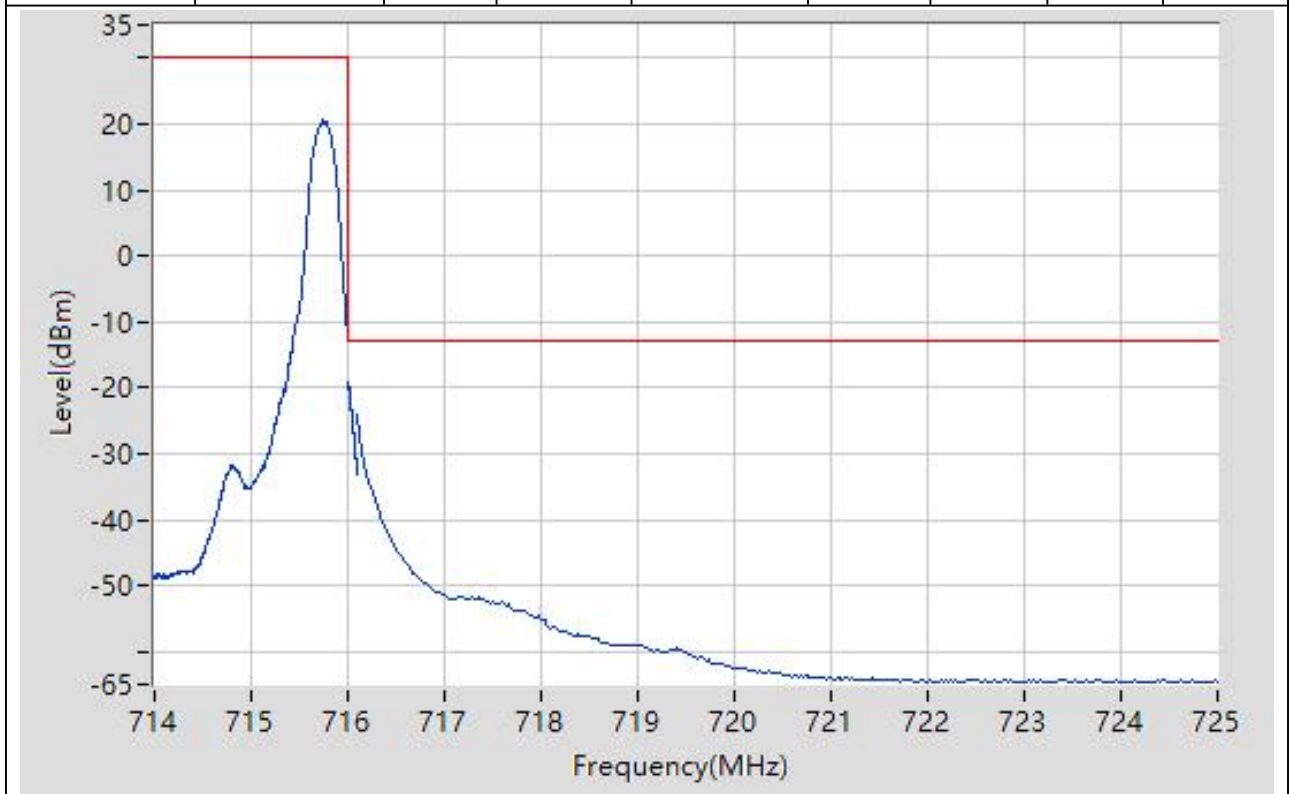
12.4. LTE Band Edge(NTNV)(Subtest:4, Channel:23017, Bandwidth:1.4, Modulation:Q16, RB Number: 6, RB Position:LOW)

| Start Frequency (MHz) | Stop Frequency (MHz) | RBW (MHz) | Detector | Frequency (MHz) | Power (dBm) | Limit (dBm) | Verdict | Sweep Point |
|-----------------------|----------------------|-----------|----------|-----------------|-------------|-------------|---------|-------------|
| 690 | 698.9 | 0.1 | RMS | 698.9 | -25.97 | -13 | Pass | 401 |
| 698.9 | 699 | 0.03 | RMS | 699 | -27.56 | -13 | Pass | 401 |
| 699 | 701 | 0.1 | RMS | 700.11 | 11.2 | 30 | Pass | 401 |



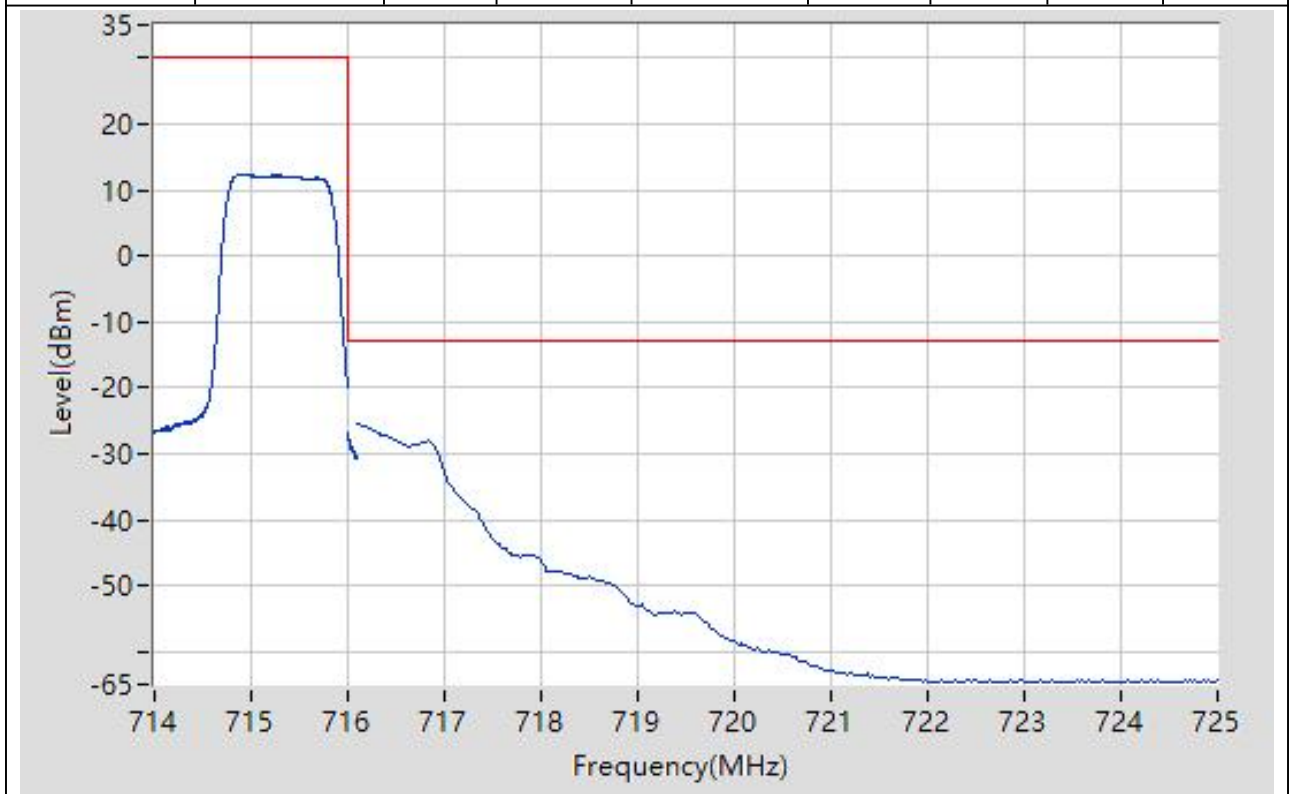
12.5. LTE Band Edge(NTNV)(Subtest:5, Channel:23173, Bandwidth:1.4, Modulation:QPSK, RB Number: 1, RB Position:HIGH)

| Start Frequency (MHz) | Stop Frequency (MHz) | RBW (MHz) | Detector | Frequency (MHz) | Power (dBm) | Limit (dBm) | Verdict | Sweep Point |
|-----------------------|----------------------|-----------|----------|-----------------|-------------|-------------|---------|-------------|
| 714 | 716 | 0.1 | RMS | 715.745 | 20.52 | 30 | Pass | 401 |
| 716 | 716.1 | 0.03 | RMS | 716 | -19.37 | -13 | Pass | 401 |
| 716.1 | 725 | 0.1 | RMS | 716.1 | -24.04 | -13 | Pass | 401 |



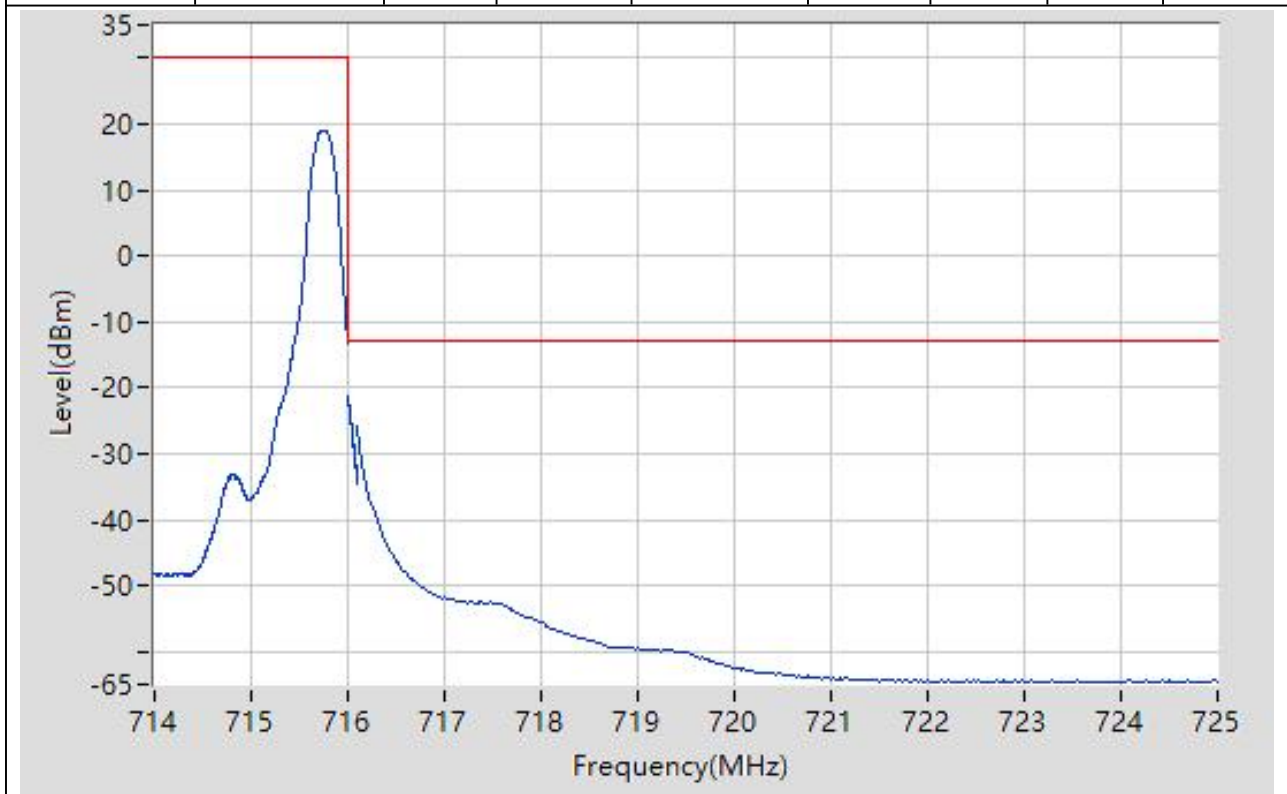
12.6. LTE Band Edge(NTNV)(Subtest:6, Channel:23173, Bandwidth:1.4, Modulation:QPSK, RB Number: 6, RB Position:HIGH)

| Start Frequency (MHz) | Stop Frequency (MHz) | RBW (MHz) | Detector | Frequency (MHz) | Power (dBm) | Limit (dBm) | Verdict | Sweep Point |
|-----------------------|----------------------|-----------|----------|-----------------|-------------|-------------|---------|-------------|
| 714 | 716 | 0.1 | RMS | 714.895 | 12.25 | 30 | Pass | 401 |
| 716 | 716.1 | 0.03 | RMS | 716 | -26.79 | -13 | Pass | 401 |
| 716.1 | 725 | 0.1 | RMS | 716.1 | -25.34 | -13 | Pass | 401 |



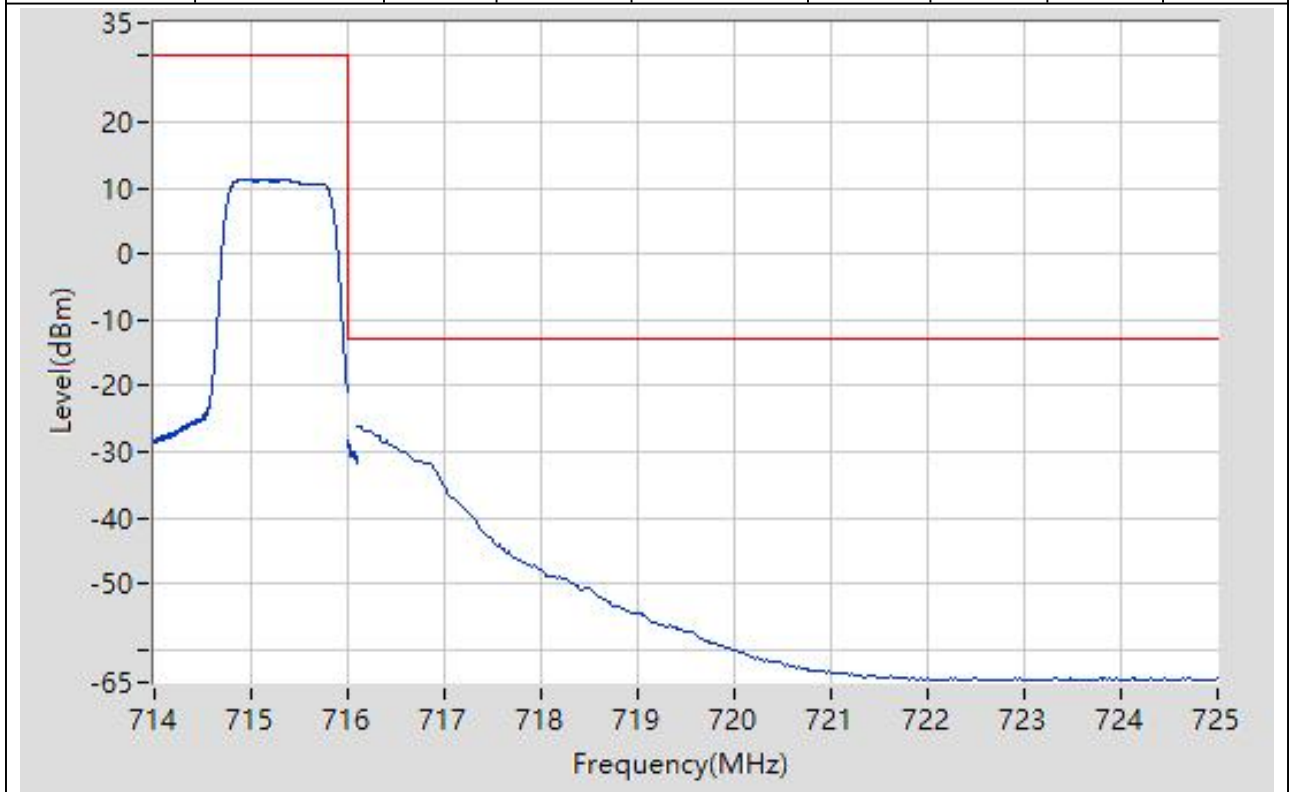
12.7. LTE Band Edge(NTNV)(Subtest:7, Channel:23173, Bandwidth:1.4, Modulation:Q16, RB Number: 1, RB Position:HIGH)

| Start Frequency (MHz) | Stop Frequency (MHz) | RBW (MHz) | Detector | Frequency (MHz) | Power (dBm) | Limit (dBm) | Verdict | Sweep Point |
|-----------------------|----------------------|-----------|----------|-----------------|-------------|-------------|---------|-------------|
| 714 | 716 | 0.1 | RMS | 715.75 | 19.09 | 30 | Pass | 401 |
| 716 | 716.1 | 0.03 | RMS | 716 | -21.43 | -13 | Pass | 401 |
| 716.1 | 725 | 0.1 | RMS | 716.1 | -25.77 | -13 | Pass | 401 |



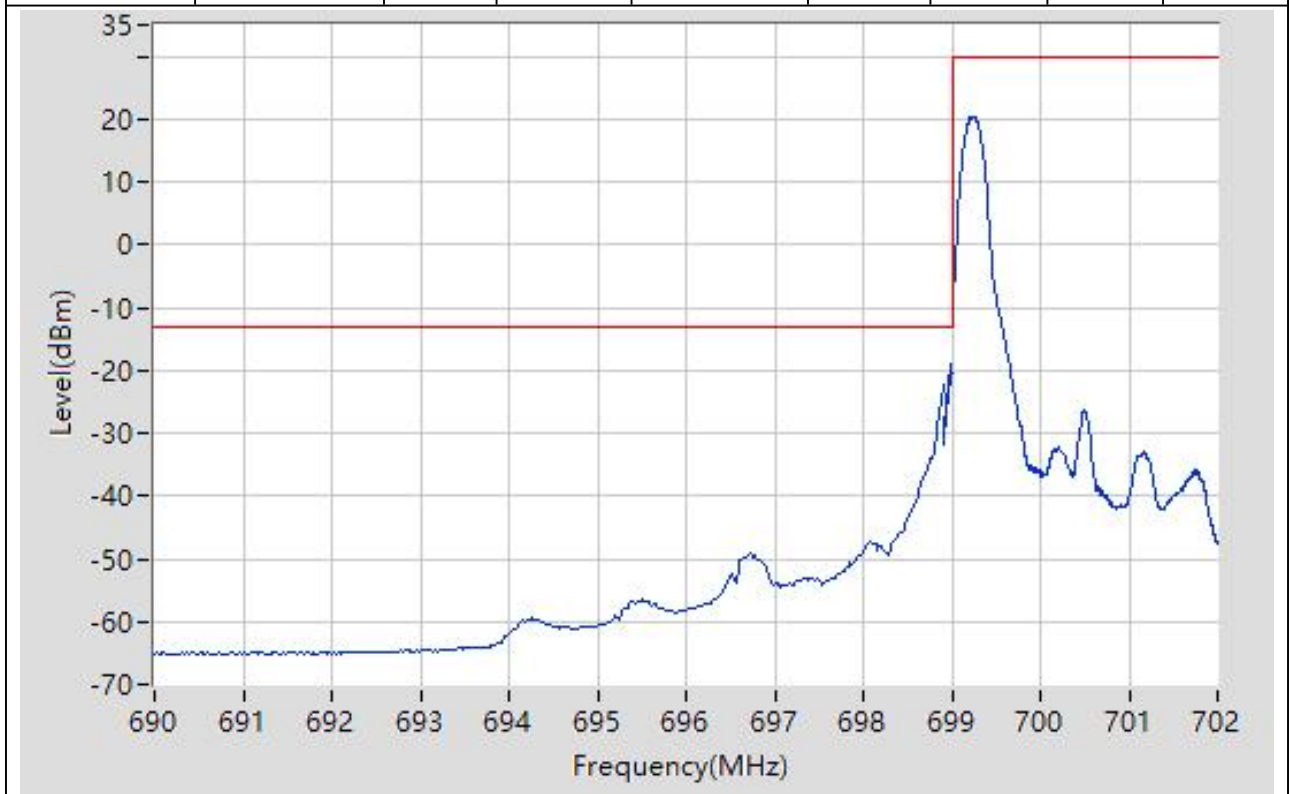
12.8. LTE Band Edge(NTNV)(Subtest:8, Channel:23173, Bandwidth:1.4, Modulation:Q16, RB Number: 6, RB Position:HIGH)

| Start Frequency (MHz) | Stop Frequency (MHz) | RBW (MHz) | Detector | Frequency (MHz) | Power (dBm) | Limit (dBm) | Verdict | Sweep Point |
|-----------------------|----------------------|-----------|----------|-----------------|-------------|-------------|---------|-------------|
| 714 | 716 | 0.1 | RMS | 714.955 | 11.31 | 30 | Pass | 401 |
| 716 | 716.1 | 0.03 | RMS | 716 | -28.24 | -13 | Pass | 401 |
| 716.1 | 725 | 0.1 | RMS | 716.1 | -26.12 | -13 | Pass | 401 |



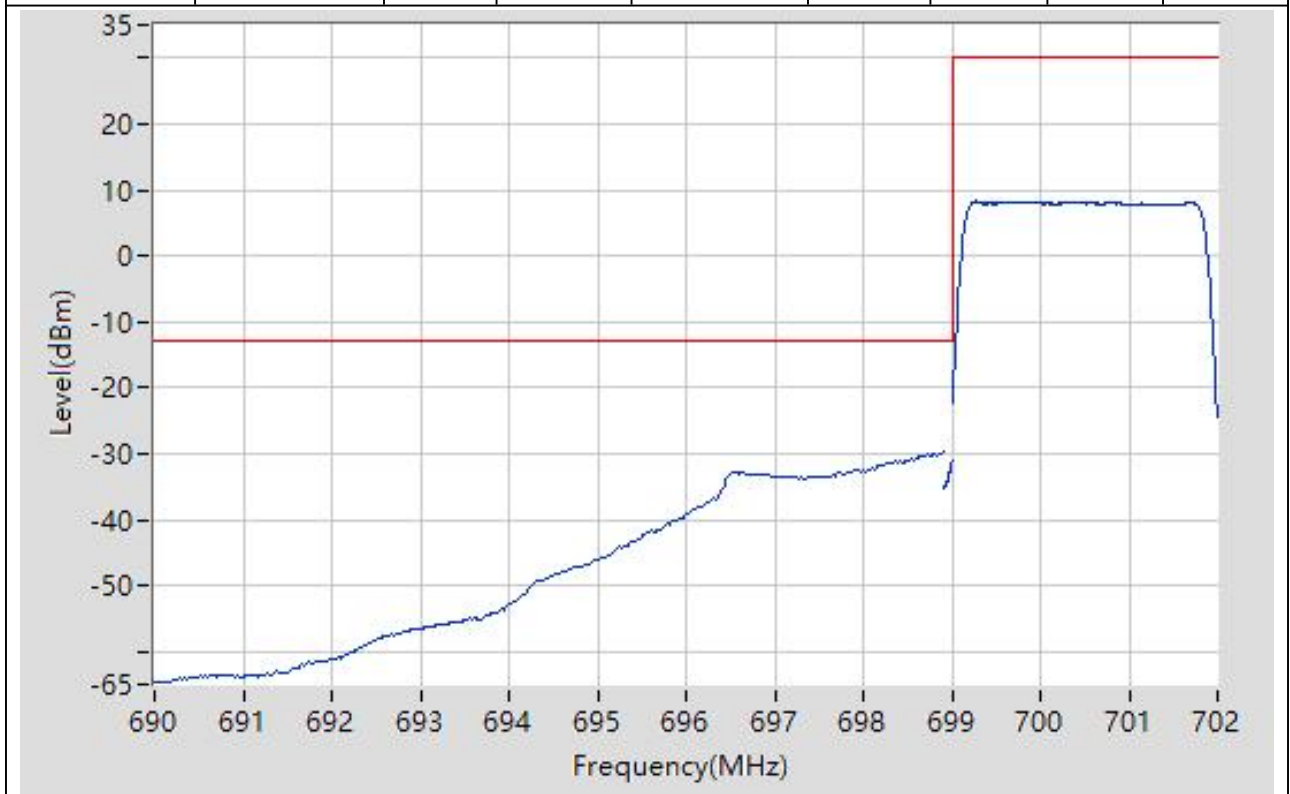
12.9. LTE Band Edge(NTNV)(Subtest:9, Channel:23025, Bandwidth:3, Modulation:QPSK, RB Number: 1, RB Position:LOW)

| Start Frequency (MHz) | Stop Frequency (MHz) | RBW (MHz) | Detector | Frequency (MHz) | Power (dBm) | Limit (dBm) | Verdict | Sweep Point |
|-----------------------|----------------------|-----------|----------|-----------------|-------------|-------------|---------|-------------|
| 690 | 698.9 | 0.1 | RMS | 698.9 | -22.12 | -13 | Pass | 401 |
| 698.9 | 699 | 0.03 | RMS | 698.996 | -19.02 | -13 | Pass | 401 |
| 699 | 702 | 0.1 | RMS | 699.263 | 20.46 | 30 | Pass | 401 |



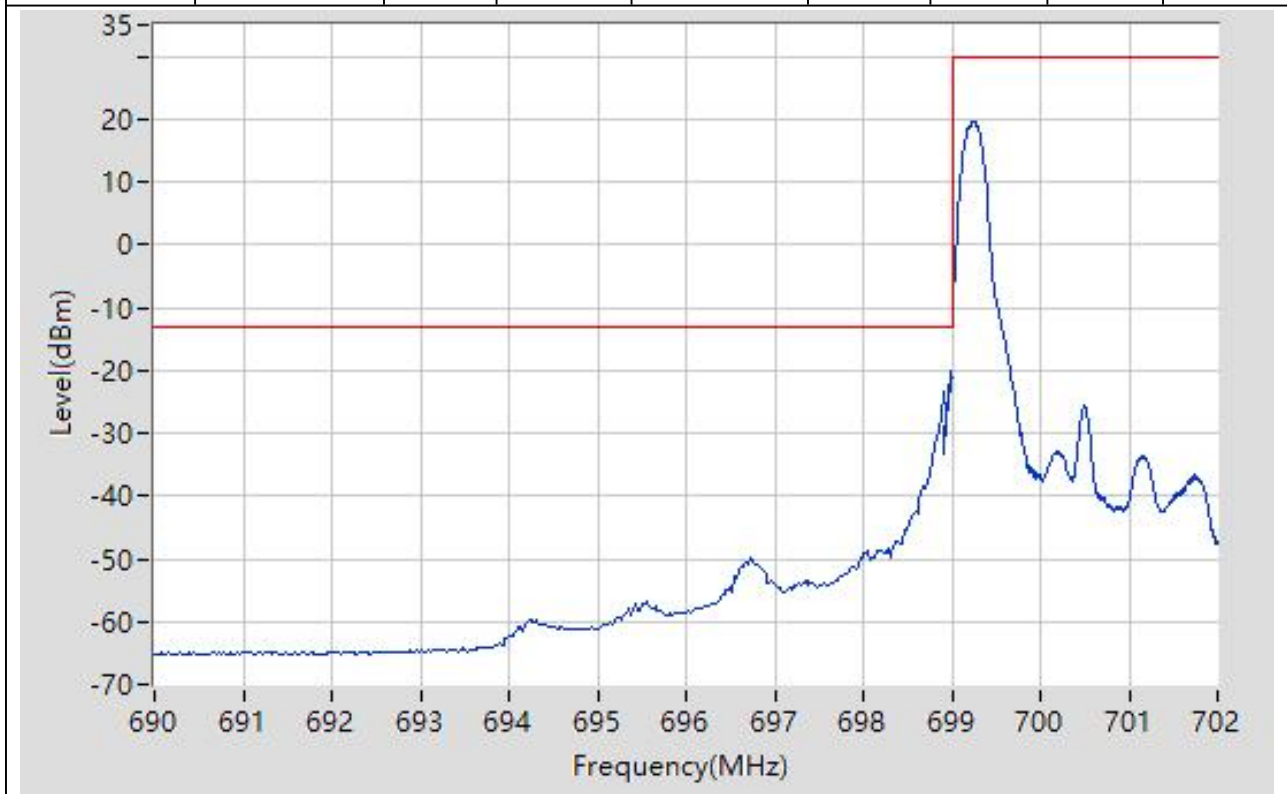
12.10. LTE Band Edge(NTNV)(Subtest:10, Channel:23025, Bandwidth:3, Modulation:QPSK, RB Number: 15, RB Position:LOW)

| Start Frequency (MHz) | Stop Frequency (MHz) | RBW (MHz) | Detector | Frequency (MHz) | Power (dBm) | Limit (dBm) | Verdict | Sweep Point |
|-----------------------|----------------------|-----------|----------|-----------------|-------------|-------------|---------|-------------|
| 690 | 698.9 | 0.1 | RMS | 698.9 | -29.63 | -13 | Pass | 401 |
| 698.9 | 699 | 0.03 | RMS | 699 | -31.2 | -13 | Pass | 401 |
| 699 | 702 | 0.1 | RMS | 699.285 | 8.27 | 30 | Pass | 401 |



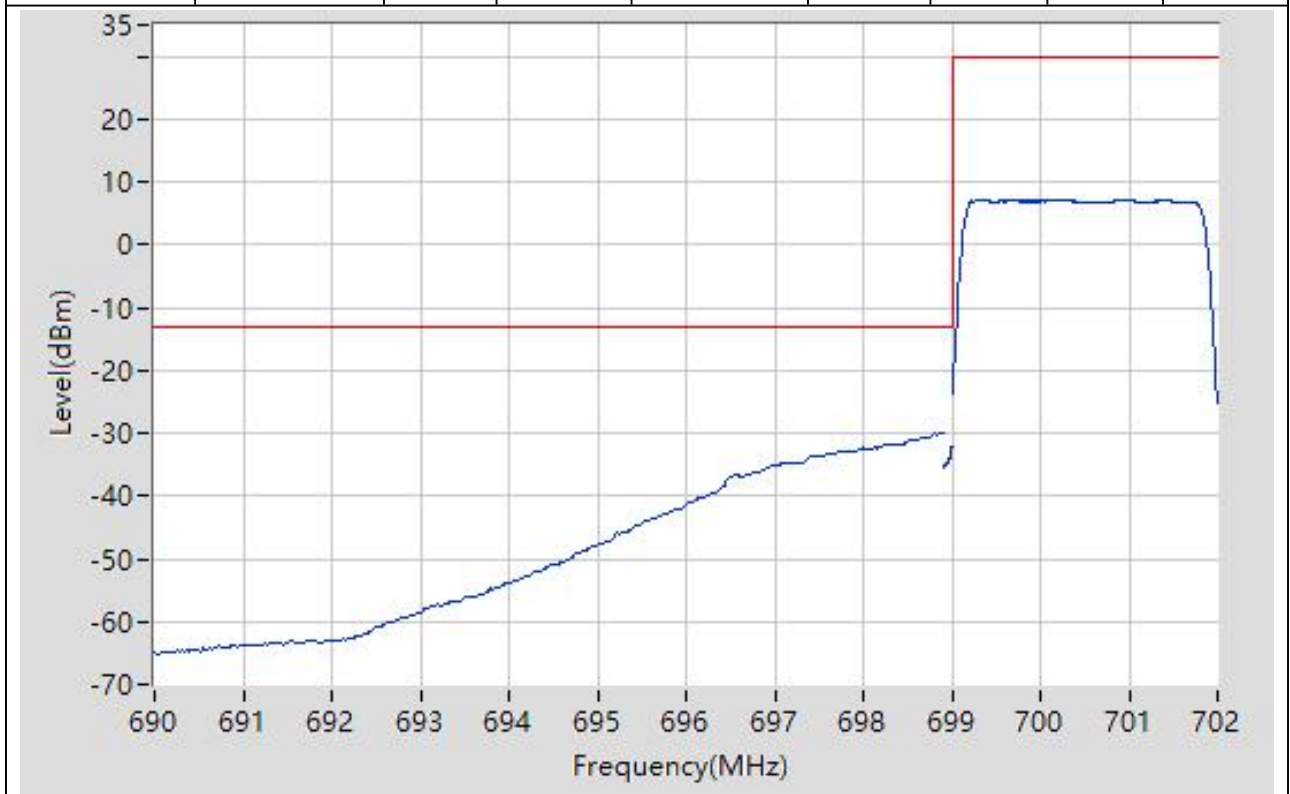
12.11. LTE Band Edge(NTNV)(Subtest:11, Channel:23025, Bandwidth:3, Modulation:Q16, RB Number: 1, RB Position:LOW)

| Start Frequency (MHz) | Stop Frequency (MHz) | RBW (MHz) | Detector | Frequency (MHz) | Power (dBm) | Limit (dBm) | Verdict | Sweep Point |
|-----------------------|----------------------|-----------|----------|-----------------|-------------|-------------|---------|-------------|
| 690 | 698.9 | 0.1 | RMS | 698.9 | -23.24 | -13 | Pass | 401 |
| 698.9 | 699 | 0.03 | RMS | 698.999 | -20 | -13 | Pass | 401 |
| 699 | 702 | 0.1 | RMS | 699.248 | 19.74 | 30 | Pass | 401 |



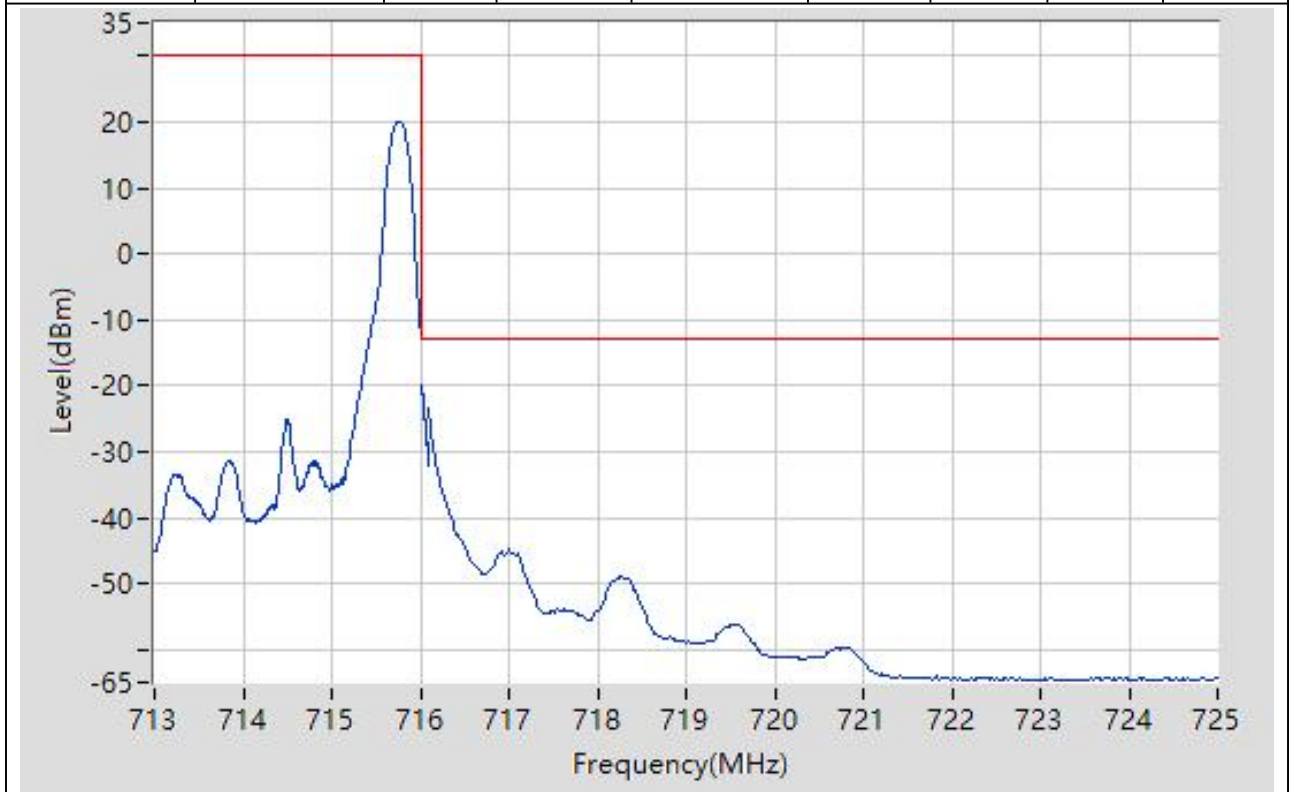
12.12. LTE Band Edge(NTNV)(Subtest:12, Channel:23025, Bandwidth:3, Modulation:Q16, RB Number: 15, RB Position:LOW)

| Start Frequency (MHz) | Stop Frequency (MHz) | RBW (MHz) | Detector | Frequency (MHz) | Power (dBm) | Limit (dBm) | Verdict | Sweep Point |
|-----------------------|----------------------|-----------|----------|-----------------|-------------|-------------|---------|-------------|
| 690 | 698.9 | 0.1 | RMS | 698.9 | -29.89 | -13 | Pass | 401 |
| 698.9 | 699 | 0.03 | RMS | 699 | -32.14 | -13 | Pass | 401 |
| 699 | 702 | 0.1 | RMS | 700.163 | 7.24 | 30 | Pass | 401 |



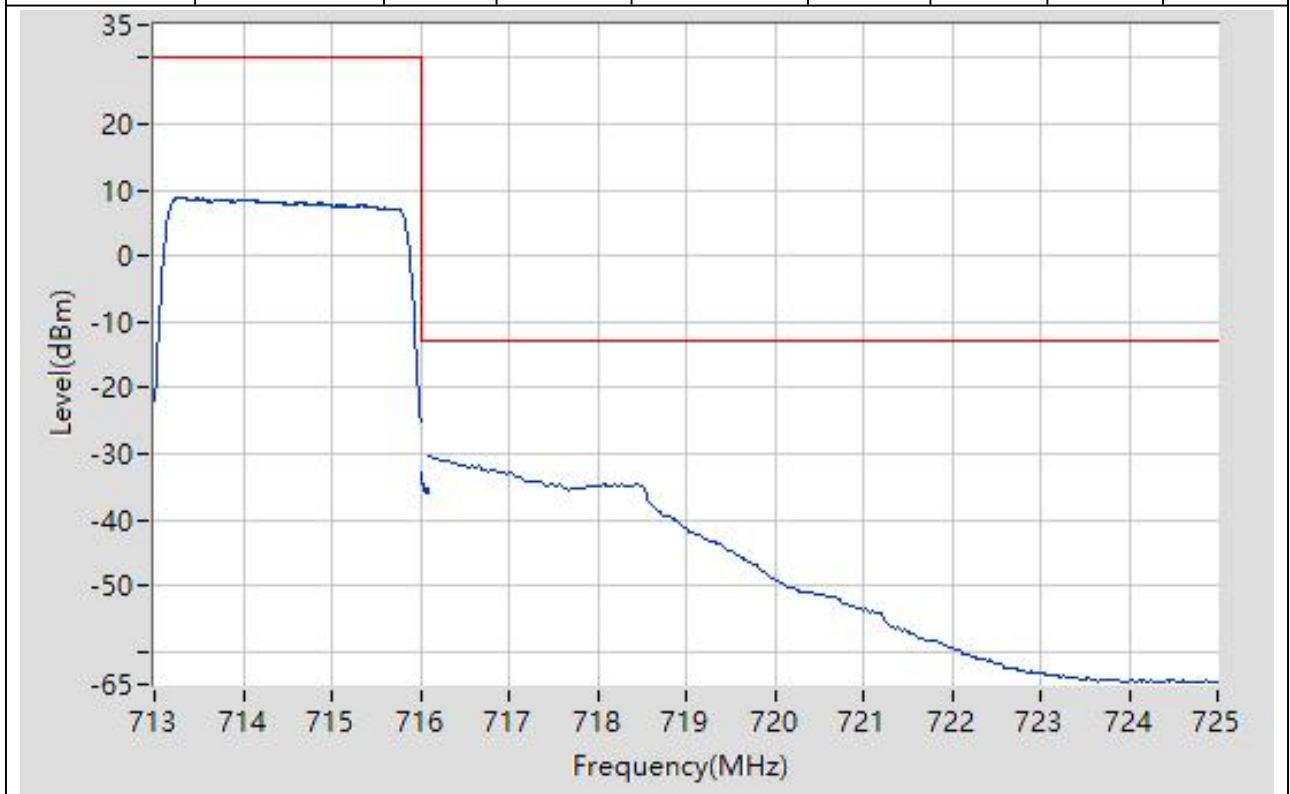
12.13. LTE Band Edge(NTNV)(Subtest:13, Channel:23165, Bandwidth:3, Modulation:QPSK, RB Number: 1, RB Position:HIGH)

| Start Frequency (MHz) | Stop Frequency (MHz) | RBW (MHz) | Detector | Frequency (MHz) | Power (dBm) | Limit (dBm) | Verdict | Sweep Point |
|-----------------------|----------------------|-----------|----------|-----------------|-------------|-------------|---------|-------------|
| 713 | 716 | 0.1 | RMS | 715.768 | 20.09 | 30 | Pass | 401 |
| 716 | 716.1 | 0.03 | RMS | 716 | -19.82 | -13 | Pass | 401 |
| 716.1 | 725 | 0.1 | RMS | 716.1 | -23.47 | -13 | Pass | 401 |



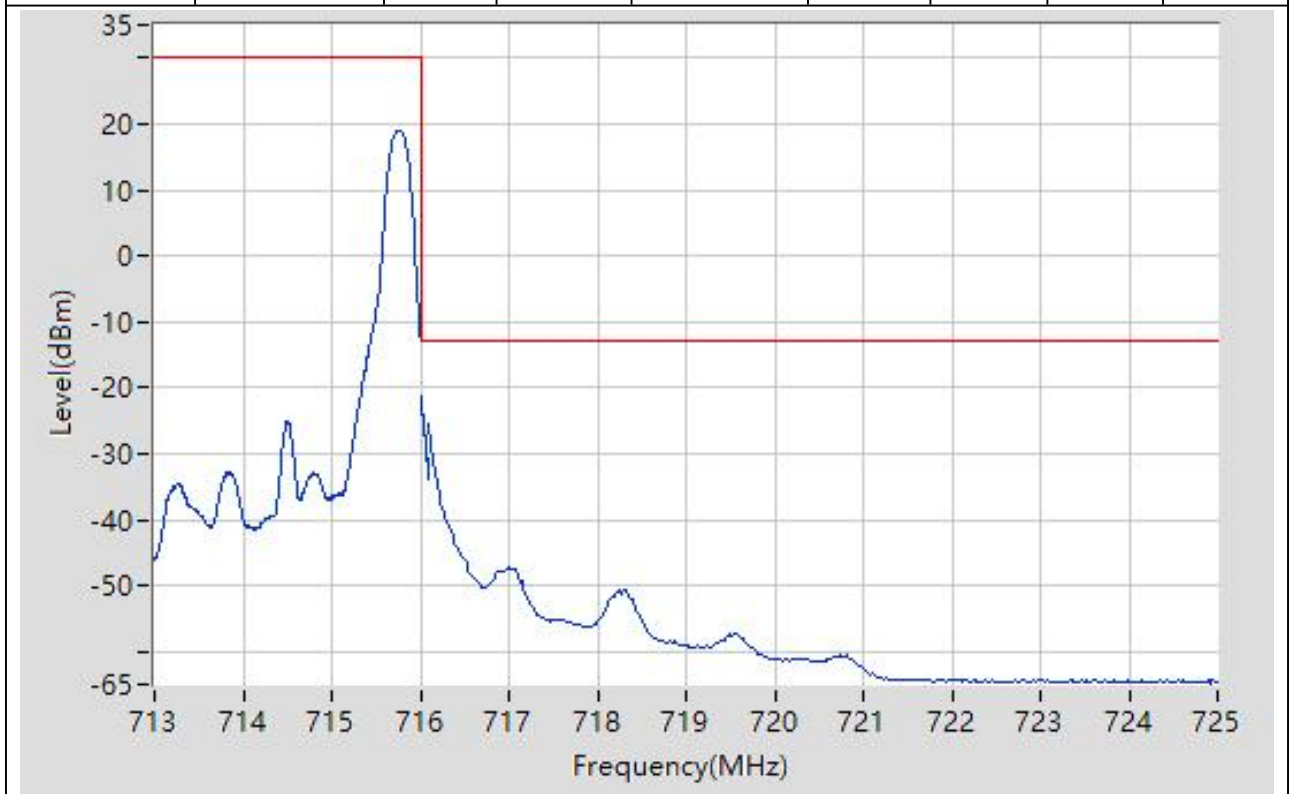
12.14. LTE Band Edge(NTNV)(Subtest:14, Channel:23165, Bandwidth:3, Modulation:QPSK, RB Number: 15, RB Position:HIGH)

| Start Frequency (MHz) | Stop Frequency (MHz) | RBW (MHz) | Detector | Frequency (MHz) | Power (dBm) | Limit (dBm) | Verdict | Sweep Point |
|-----------------------|----------------------|-----------|----------|-----------------|-------------|-------------|---------|-------------|
| 713 | 716 | 0.1 | RMS | 713.285 | 8.82 | 30 | Pass | 401 |
| 716 | 716.1 | 0.03 | RMS | 716 | -32.86 | -13 | Pass | 401 |
| 716.1 | 725 | 0.1 | RMS | 716.1 | -30.32 | -13 | Pass | 401 |



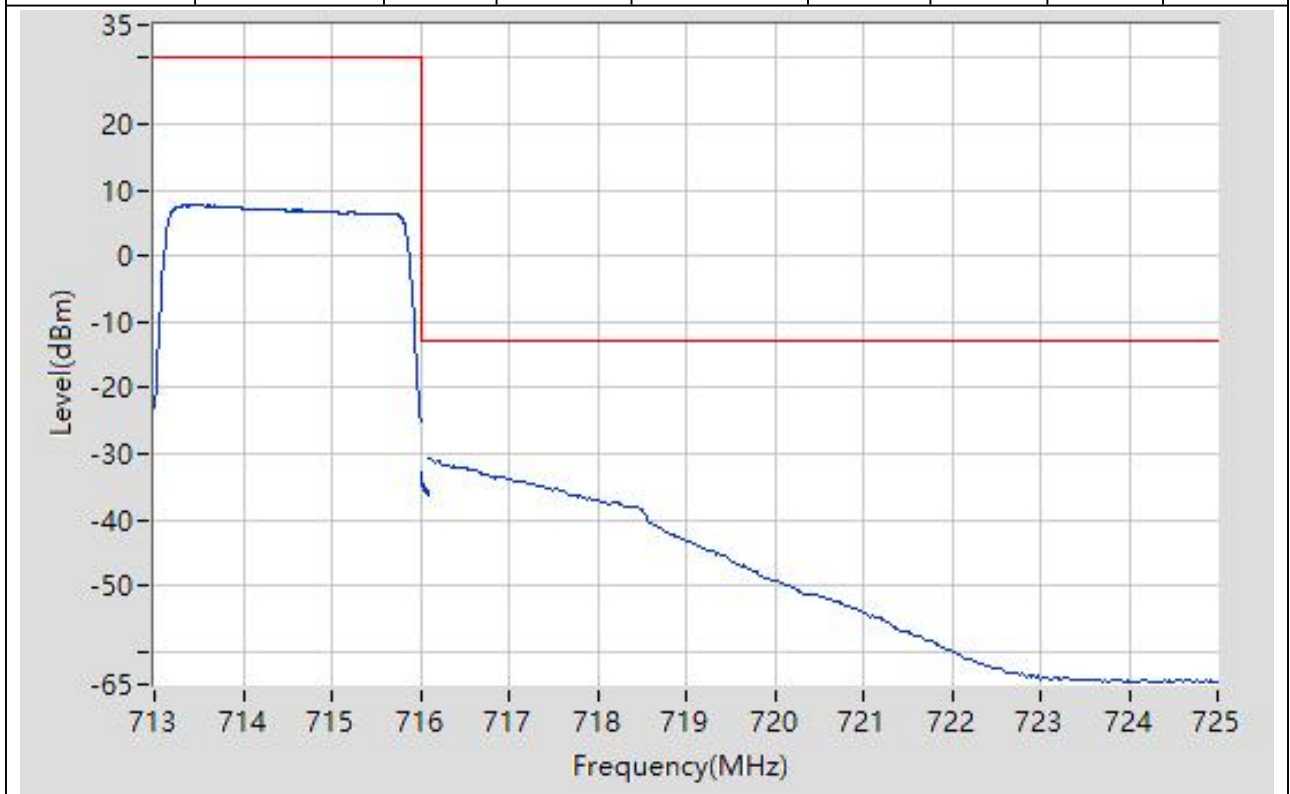
12.15. LTE Band Edge(NTNV)(Subtest:15, Channel:23165, Bandwidth:3, Modulation:Q16, RB Number: 1, RB Position:HIGH)

| Start Frequency (MHz) | Stop Frequency (MHz) | RBW (MHz) | Detector | Frequency (MHz) | Power (dBm) | Limit (dBm) | Verdict | Sweep Point |
|-----------------------|----------------------|-----------|----------|-----------------|-------------|-------------|---------|-------------|
| 713 | 716 | 0.1 | RMS | 715.76 | 19.07 | 30 | Pass | 401 |
| 716 | 716.1 | 0.03 | RMS | 716.001 | -21.4 | -13 | Pass | 401 |
| 716.1 | 725 | 0.1 | RMS | 716.1 | -25.57 | -13 | Pass | 401 |



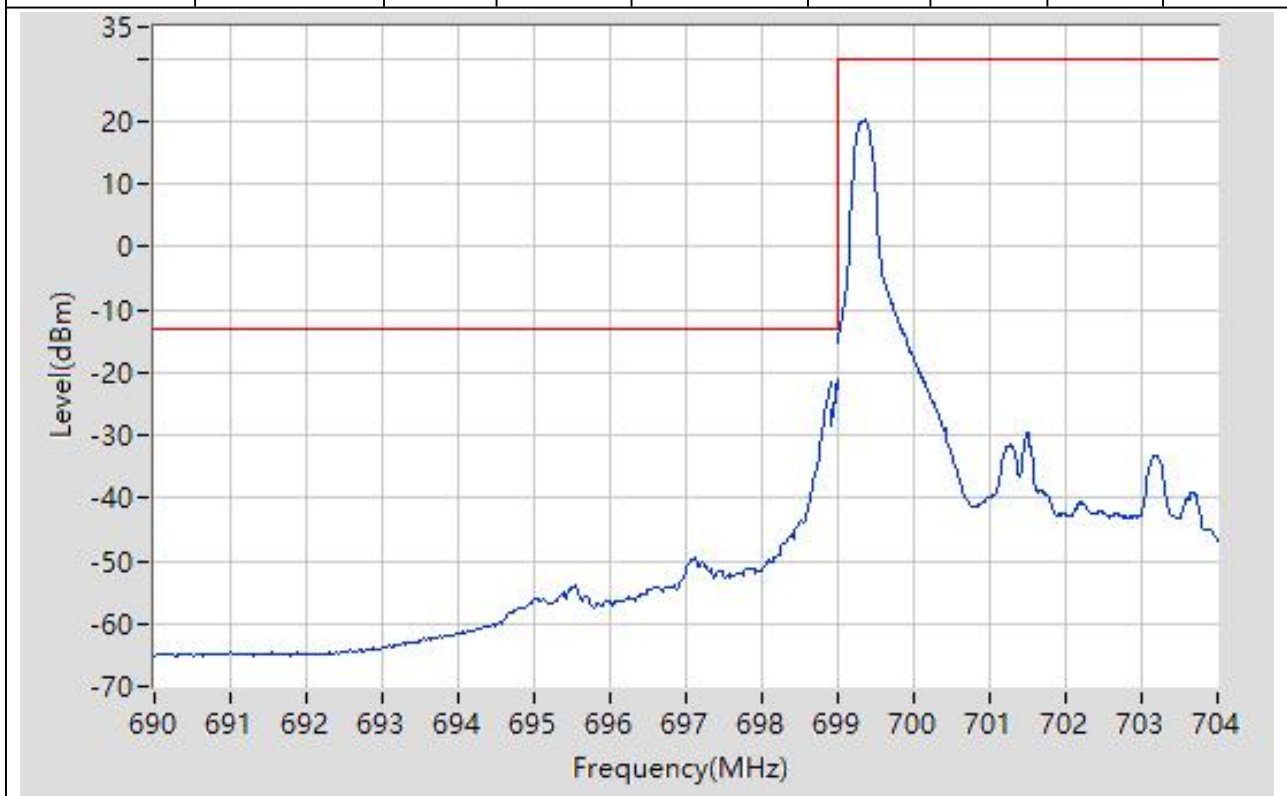
12.16. LTE Band Edge(NTNV)(Subtest:16, Channel:23165, Bandwidth:3, Modulation:Q16, RB Number: 15, RB Position:HIGH)

| Start Frequency (MHz) | Stop Frequency (MHz) | RBW (MHz) | Detector | Frequency (MHz) | Power (dBm) | Limit (dBm) | Verdict | Sweep Point |
|-----------------------|----------------------|-----------|----------|-----------------|-------------|-------------|---------|-------------|
| 713 | 716 | 0.1 | RMS | 713.458 | 7.75 | 30 | Pass | 401 |
| 716 | 716.1 | 0.03 | RMS | 716 | -32.92 | -13 | Pass | 401 |
| 716.1 | 725 | 0.1 | RMS | 716.1 | -30.74 | -13 | Pass | 401 |



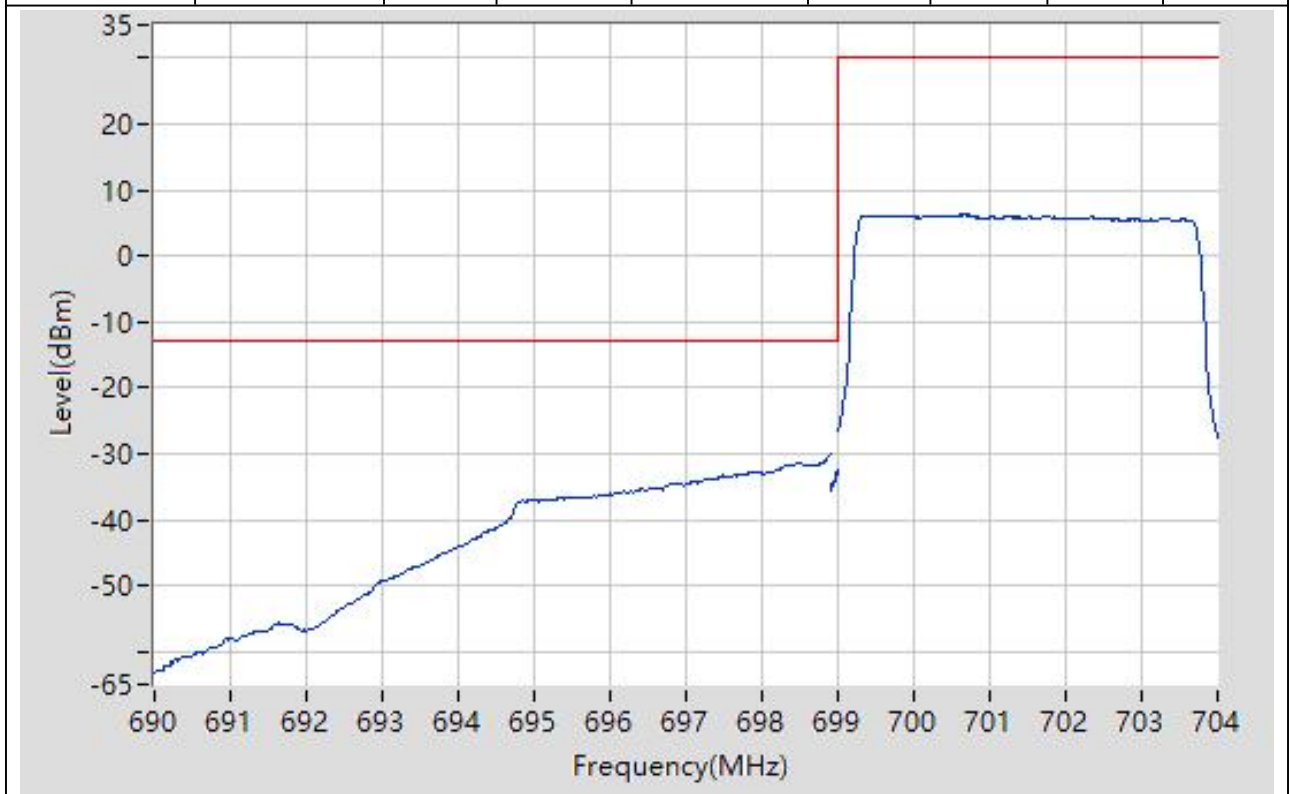
12.17. LTE Band Edge(NTNV)(Subtest:17, Channel:23035, Bandwidth:5, Modulation:QPSK, RB Number: 1, RB Position:LOW)

| Start Frequency (MHz) | Stop Frequency (MHz) | RBW (MHz) | Detector | Frequency (MHz) | Power (dBm) | Limit (dBm) | Verdict | Sweep Point |
|-----------------------|----------------------|-----------|----------|-----------------|-------------|-------------|---------|-------------|
| 690 | 698.9 | 0.1 | RMS | 698.9 | -21.45 | -13 | Pass | 401 |
| 698.9 | 699 | 0.03 | RMS | 698.996 | -21.15 | -13 | Pass | 401 |
| 699 | 704 | 0.1 | RMS | 699.363 | 20.4 | 30 | Pass | 401 |



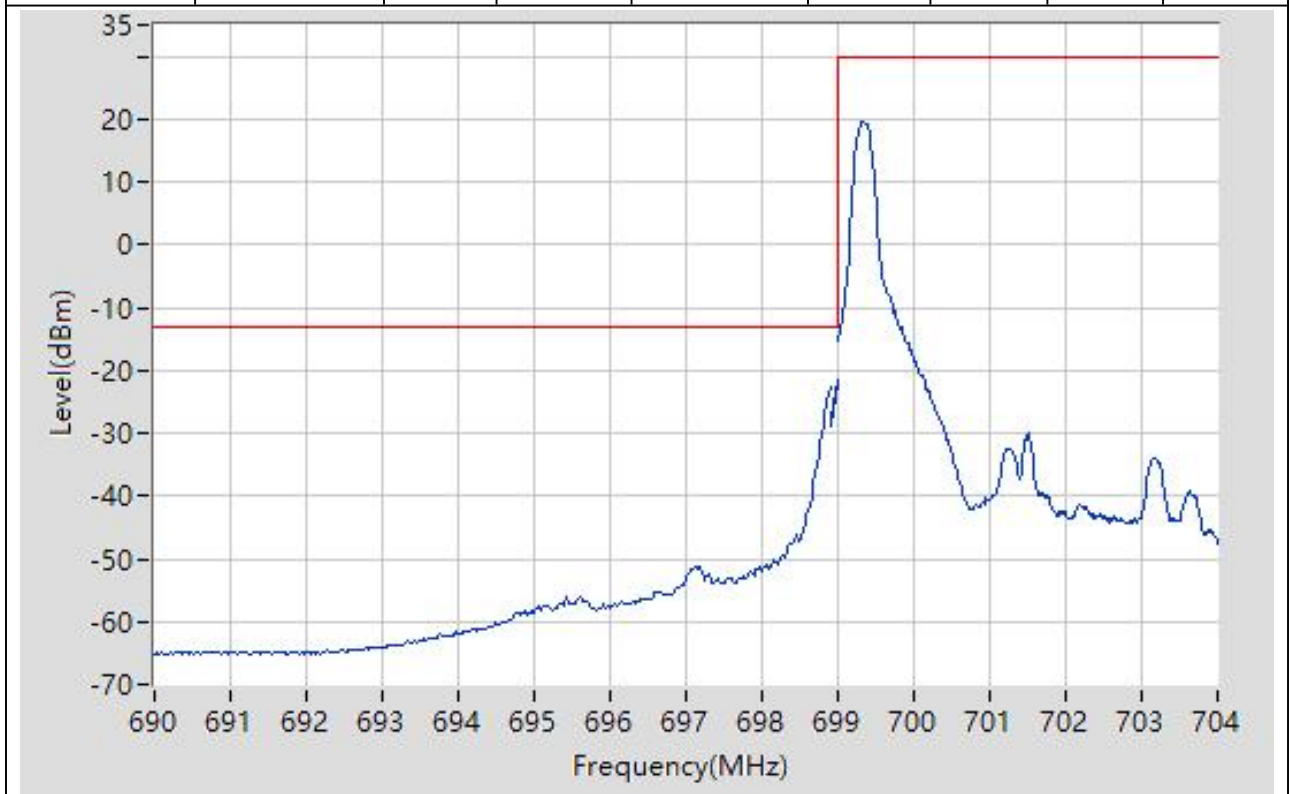
12.18. LTE Band Edge(NTNV)(Subtest:18, Channel:23035, Bandwidth:5, Modulation:QPSK, RB Number: 25, RB Position:LOW)

| Start Frequency (MHz) | Stop Frequency (MHz) | RBW (MHz) | Detector | Frequency (MHz) | Power (dBm) | Limit (dBm) | Verdict | Sweep Point |
|-----------------------|----------------------|-----------|----------|-----------------|-------------|-------------|---------|-------------|
| 690 | 698.9 | 0.1 | RMS | 698.9 | -30.06 | -13 | Pass | 401 |
| 698.9 | 699 | 0.03 | RMS | 698.997 | -32.52 | -13 | Pass | 401 |
| 699 | 704 | 0.1 | RMS | 700.675 | 6.29 | 30 | Pass | 401 |



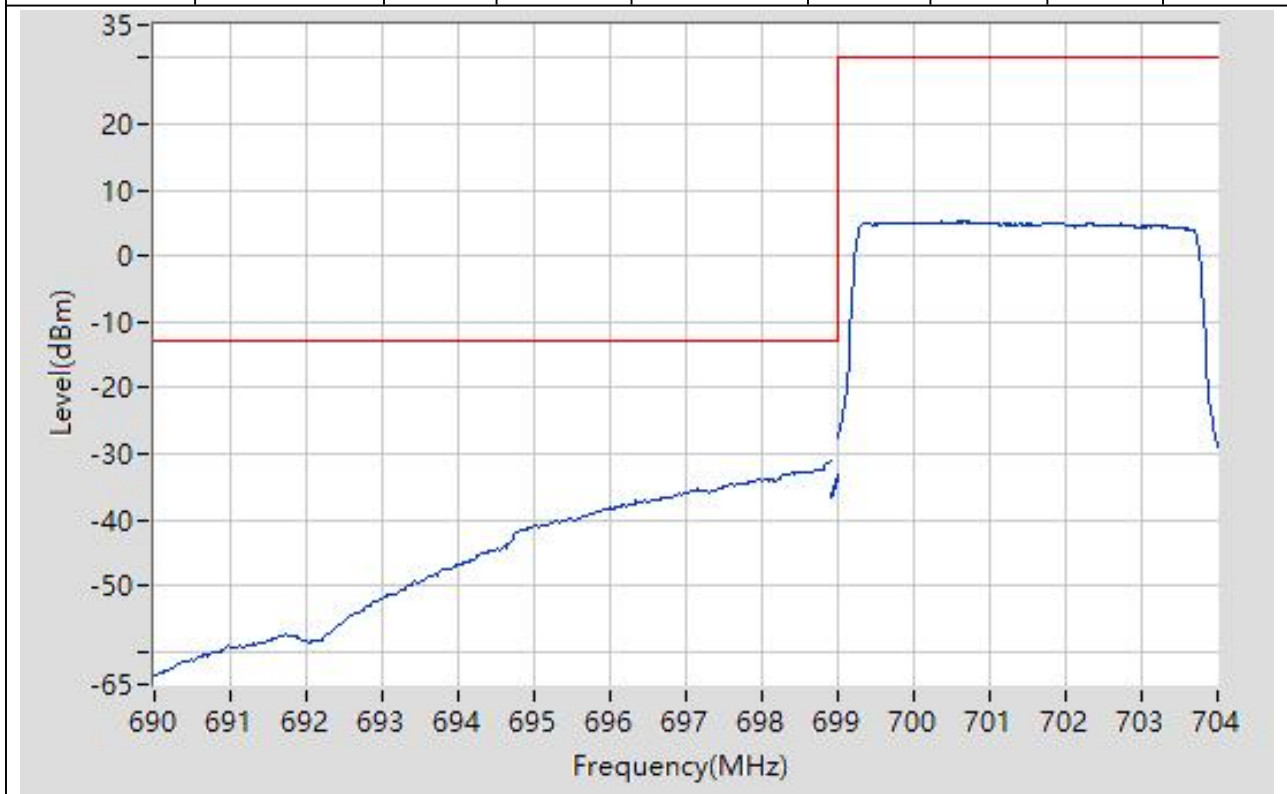
12.19. LTE Band Edge(NTNV)(Subtest:19, Channel:23035, Bandwidth:5, Modulation:Q16, RB Number: 1, RB Position:LOW)

| Start Frequency (MHz) | Stop Frequency (MHz) | RBW (MHz) | Detector | Frequency (MHz) | Power (dBm) | Limit (dBm) | Verdict | Sweep Point |
|-----------------------|----------------------|-----------|----------|-----------------|-------------|-------------|---------|-------------|
| 690 | 698.9 | 0.1 | RMS | 698.9 | -22.8 | -13 | Pass | 401 |
| 698.9 | 699 | 0.03 | RMS | 699 | -21.5 | -13 | Pass | 401 |
| 699 | 704 | 0.1 | RMS | 699.338 | 19.62 | 30 | Pass | 401 |



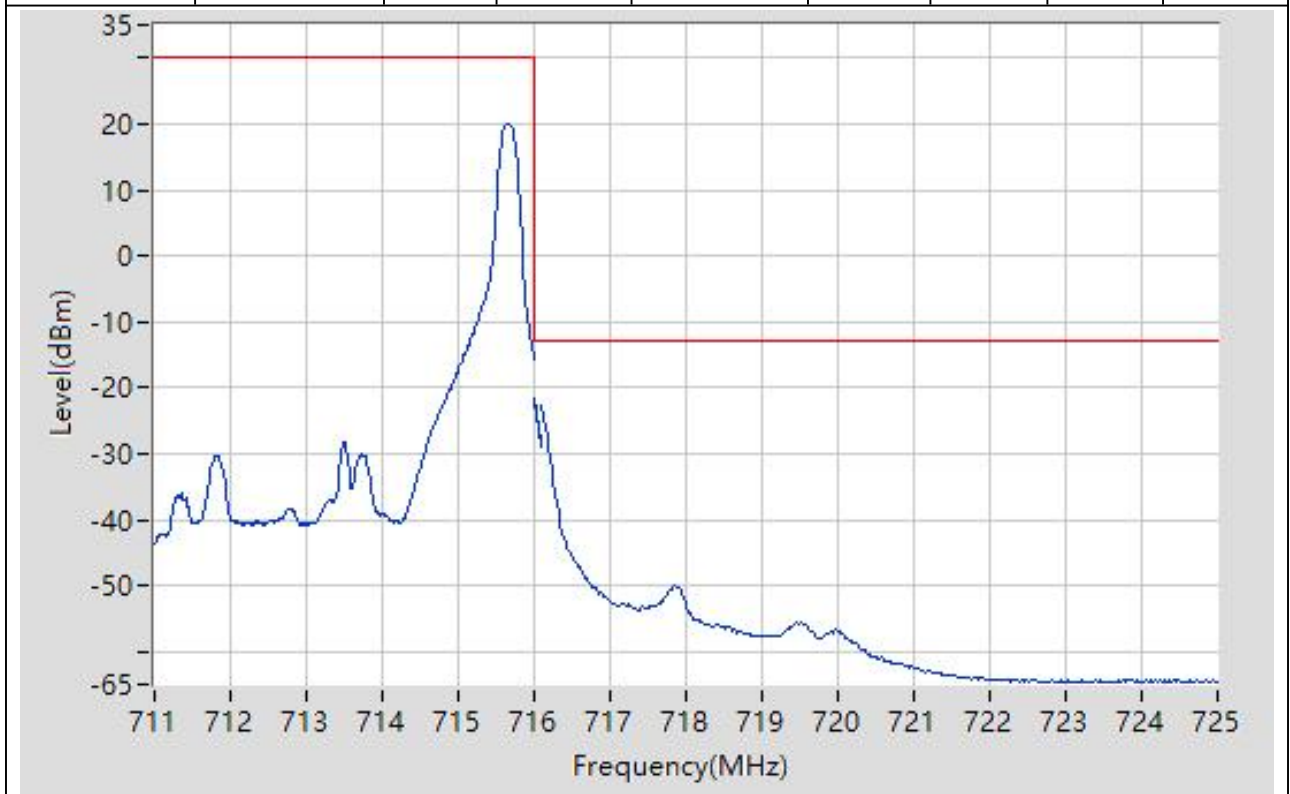
12.20. LTE Band Edge(NTNV)(Subtest:20, Channel:23035, Bandwidth:5, Modulation:Q16, RB Number: 25, RB Position:LOW)

| Start Frequency (MHz) | Stop Frequency (MHz) | RBW (MHz) | Detector | Frequency (MHz) | Power (dBm) | Limit (dBm) | Verdict | Sweep Point |
|-----------------------|----------------------|-----------|----------|-----------------|-------------|-------------|---------|-------------|
| 690 | 698.9 | 0.1 | RMS | 698.9 | -31.08 | -13 | Pass | 401 |
| 698.9 | 699 | 0.03 | RMS | 699 | -33.29 | -13 | Pass | 401 |
| 699 | 704 | 0.1 | RMS | 700.675 | 5.2 | 30 | Pass | 401 |



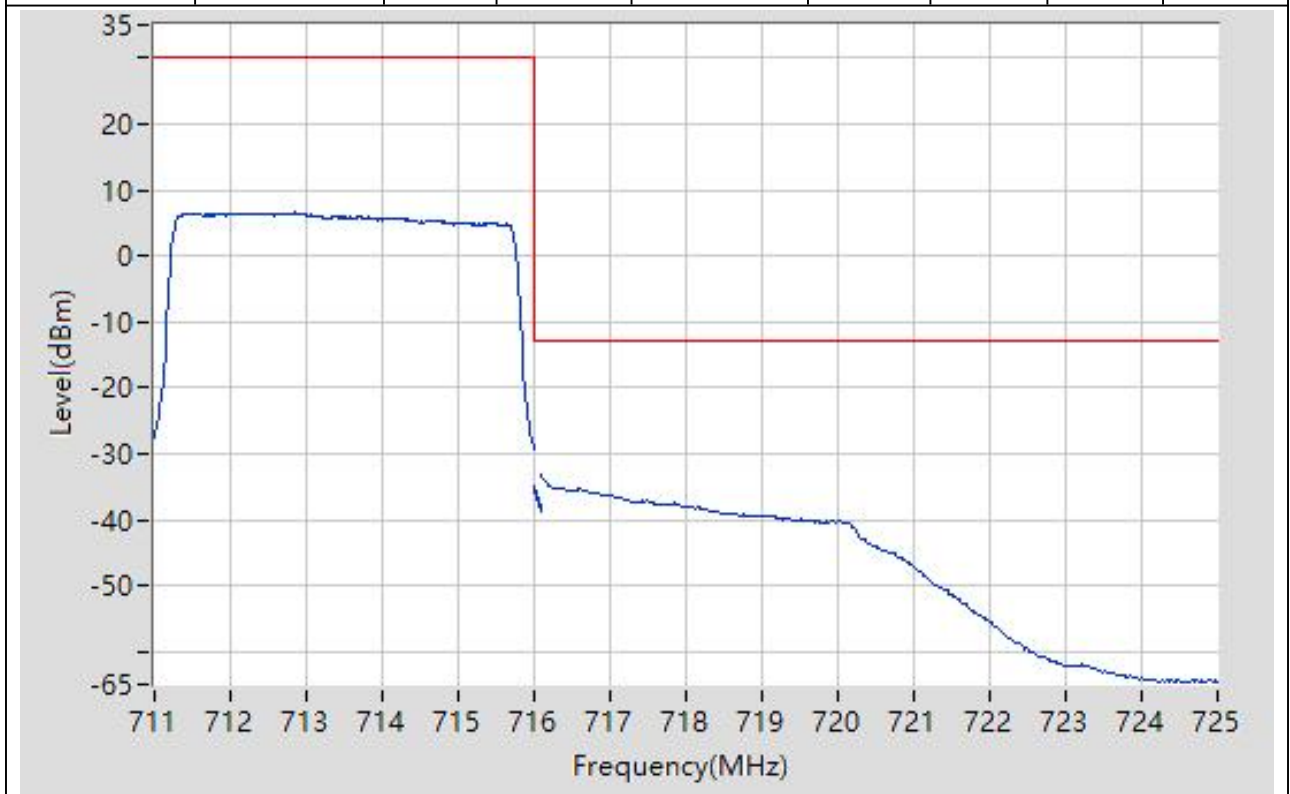
12.21. LTE Band Edge(NTNV)(Subtest:21, Channel:23155, Bandwidth:5, Modulation:QPSK, RB Number: 1, RB Position:HIGH)

| Start Frequency (MHz) | Stop Frequency (MHz) | RBW (MHz) | Detector | Frequency (MHz) | Power (dBm) | Limit (dBm) | Verdict | Sweep Point |
|-----------------------|----------------------|-----------|----------|-----------------|-------------|-------------|---------|-------------|
| 711 | 716 | 0.1 | RMS | 715.65 | 20.1 | 30 | Pass | 401 |
| 716 | 716.1 | 0.03 | RMS | 716 | -21.79 | -13 | Pass | 401 |
| 716.1 | 725 | 0.1 | RMS | 716.1 | -22.83 | -13 | Pass | 401 |



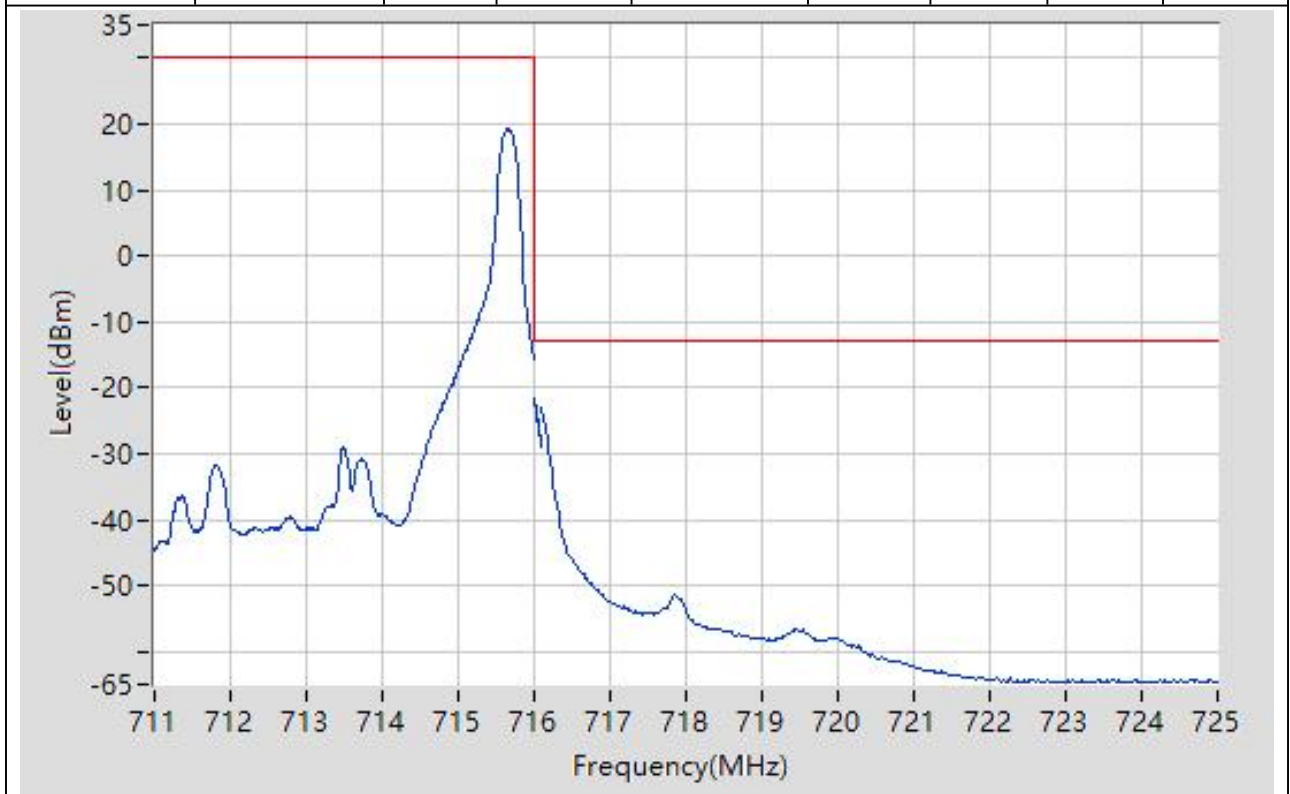
12.22. LTE Band Edge(NTNV)(Subtest:22, Channel:23155, Bandwidth:5, Modulation:QPSK, RB Number: 25, RB Position:HIGH)

| Start Frequency (MHz) | Stop Frequency (MHz) | RBW (MHz) | Detector | Frequency (MHz) | Power (dBm) | Limit (dBm) | Verdict | Sweep Point |
|-----------------------|----------------------|-----------|----------|-----------------|-------------|-------------|---------|-------------|
| 711 | 716 | 0.1 | RMS | 712.863 | 6.58 | 30 | Pass | 401 |
| 716 | 716.1 | 0.03 | RMS | 716.001 | -34.94 | -13 | Pass | 401 |
| 716.1 | 725 | 0.1 | RMS | 716.1 | -33.32 | -13 | Pass | 401 |



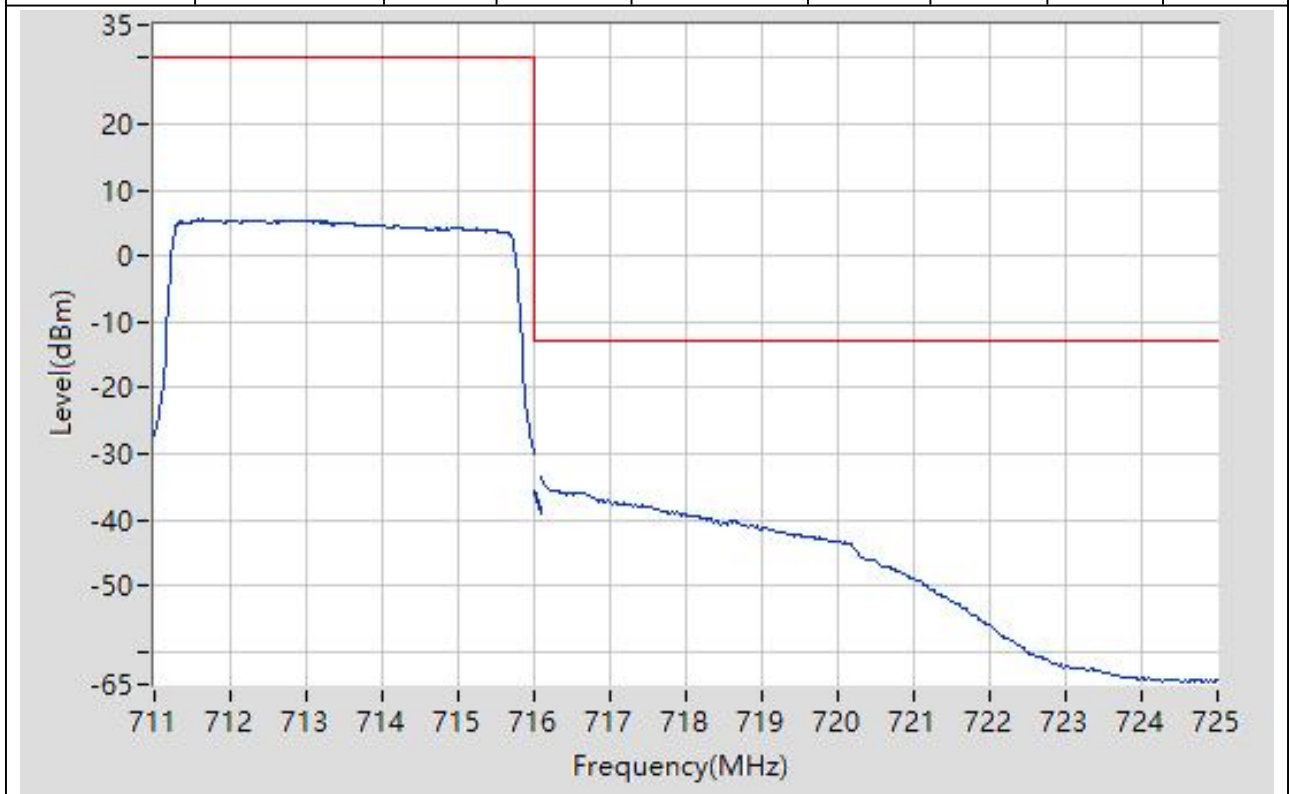
12.23. LTE Band Edge(NTNV)(Subtest:23, Channel:23155, Bandwidth:5, Modulation:Q16, RB Number: 1, RB Position:HIGH)

| Start Frequency (MHz) | Stop Frequency (MHz) | RBW (MHz) | Detector | Frequency (MHz) | Power (dBm) | Limit (dBm) | Verdict | Sweep Point |
|-----------------------|----------------------|-----------|----------|-----------------|-------------|-------------|---------|-------------|
| 711 | 716 | 0.1 | RMS | 715.65 | 19.15 | 30 | Pass | 401 |
| 716 | 716.1 | 0.03 | RMS | 716 | -21.69 | -13 | Pass | 401 |
| 716.1 | 725 | 0.1 | RMS | 716.1 | -22.89 | -13 | Pass | 401 |



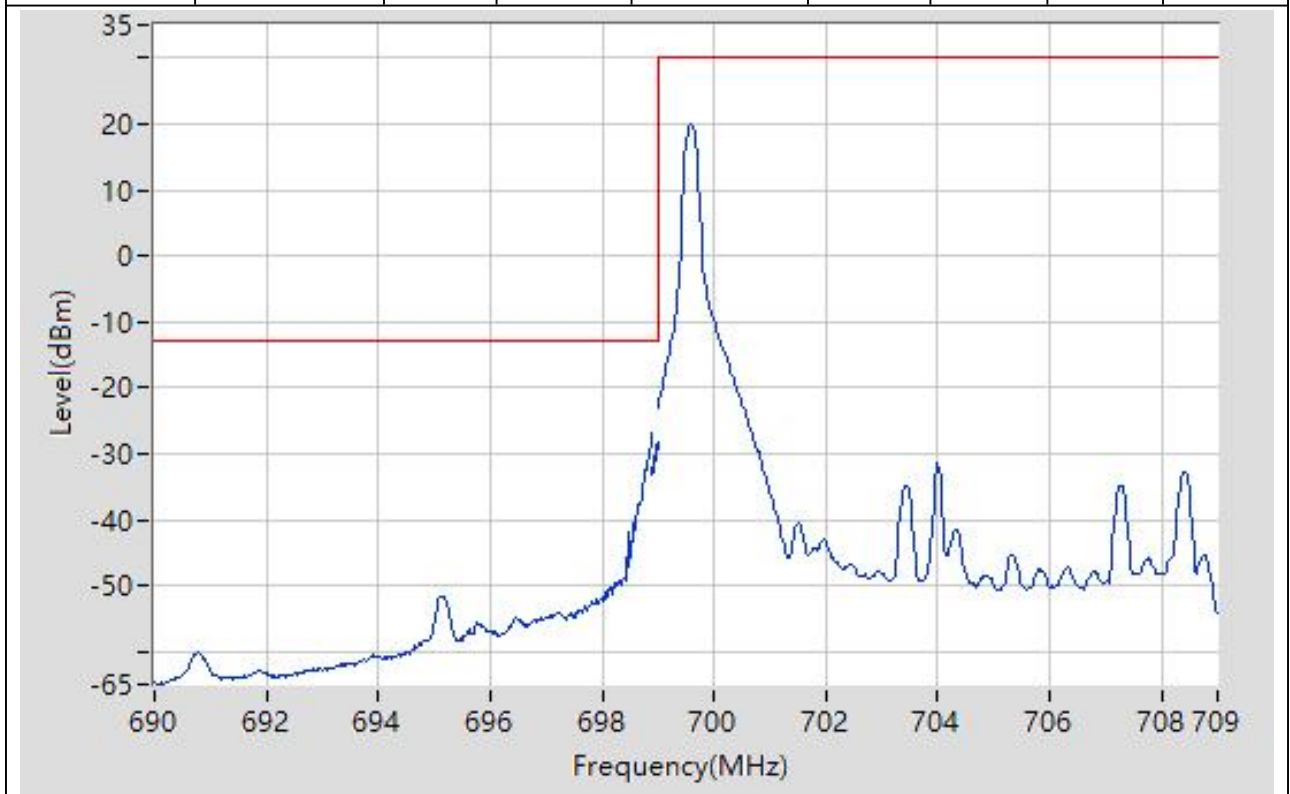
12.24. LTE Band Edge(NTNV)(Subtest:24, Channel:23155, Bandwidth:5, Modulation:Q16, RB Number: 25, RB Position:HIGH)

| Start Frequency (MHz) | Stop Frequency (MHz) | RBW (MHz) | Detector | Frequency (MHz) | Power (dBm) | Limit (dBm) | Verdict | Sweep Point |
|-----------------------|----------------------|-----------|----------|-----------------|-------------|-------------|---------|-------------|
| 711 | 716 | 0.1 | RMS | 711.625 | 5.47 | 30 | Pass | 401 |
| 716 | 716.1 | 0.03 | RMS | 716.002 | -35.67 | -13 | Pass | 401 |
| 716.1 | 725 | 0.1 | RMS | 716.1 | -33.58 | -13 | Pass | 401 |



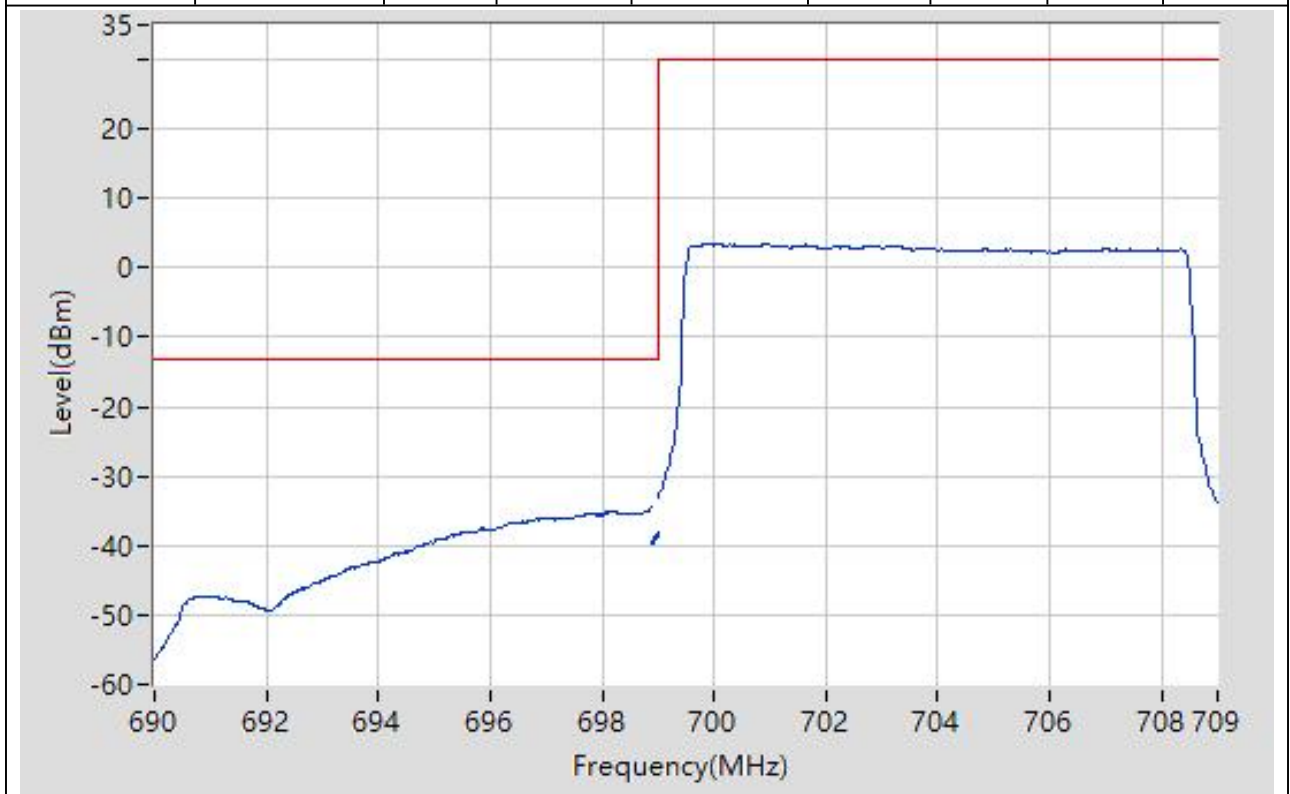
12.25. LTE Band Edge(NTNV)(Subtest:25, Channel:23060, Bandwidth:10, Modulation:QPSK, RB Number: 1, RB Position:LOW)

| Start Frequency (MHz) | Stop Frequency (MHz) | RBW (MHz) | Detector | Frequency (MHz) | Power (dBm) | Limit (dBm) | Verdict | Sweep Point |
|-----------------------|----------------------|-----------|----------|-----------------|-------------|-------------|---------|-------------|
| 690 | 698.9 | 0.1 | RMS | 698.9 | -26.89 | -13 | Pass | 401 |
| 698.9 | 699 | 0.03 | RMS | 698.993 | -28.28 | -13 | Pass | 401 |
| 699 | 709 | 0.1 | RMS | 699.6 | 20.06 | 30 | Pass | 401 |



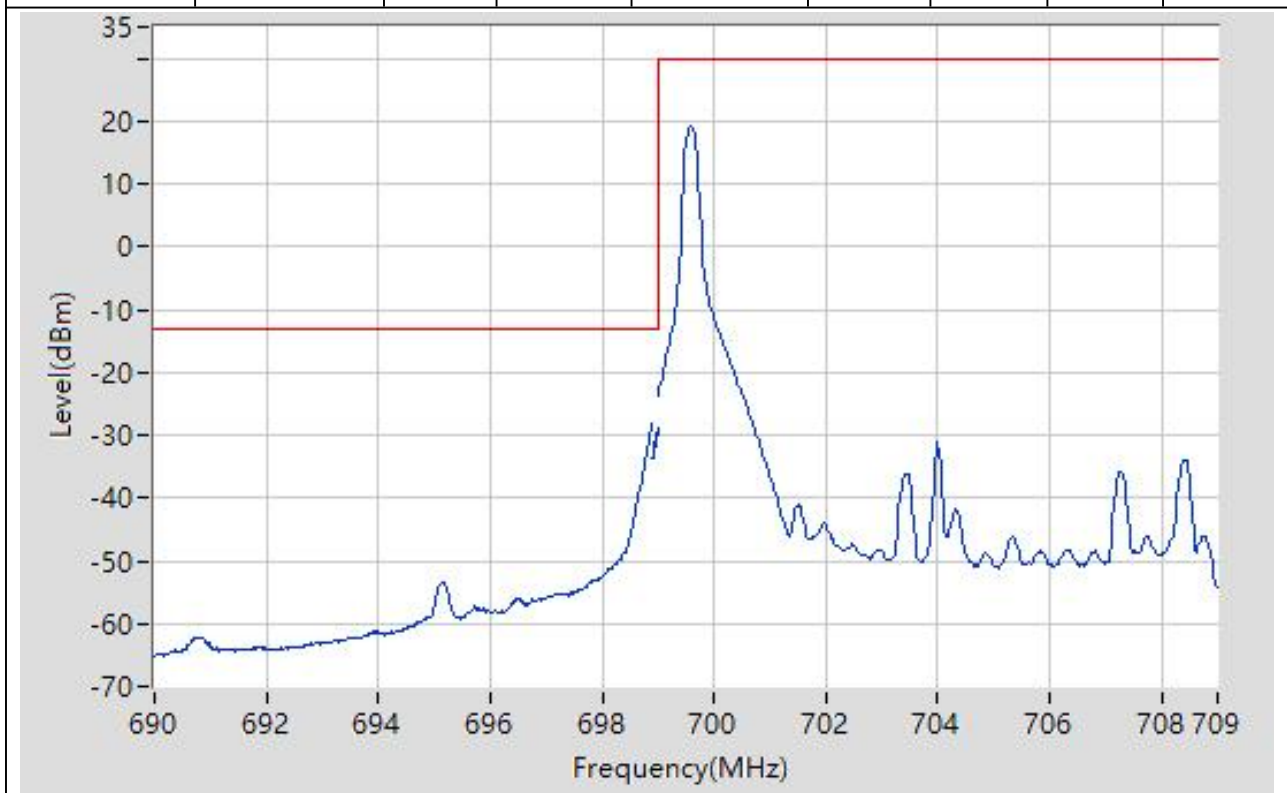
12.26. LTE Band Edge(NTNV)(Subtest:26, Channel:23060, Bandwidth:10, Modulation:QPSK, RB Number: 50, RB Position:LOW)

| Start Frequency (MHz) | Stop Frequency (MHz) | RBW (MHz) | Detector | Frequency (MHz) | Power (dBm) | Limit (dBm) | Verdict | Sweep Point |
|-----------------------|----------------------|-----------|----------|-----------------|-------------|-------------|---------|-------------|
| 690 | 698.9 | 0.1 | RMS | 698.9 | -34.38 | -13 | Pass | 401 |
| 698.9 | 699 | 0.03 | RMS | 699 | -38.13 | -13 | Pass | 401 |
| 699 | 709 | 0.1 | RMS | 700.925 | 3.56 | 30 | Pass | 401 |



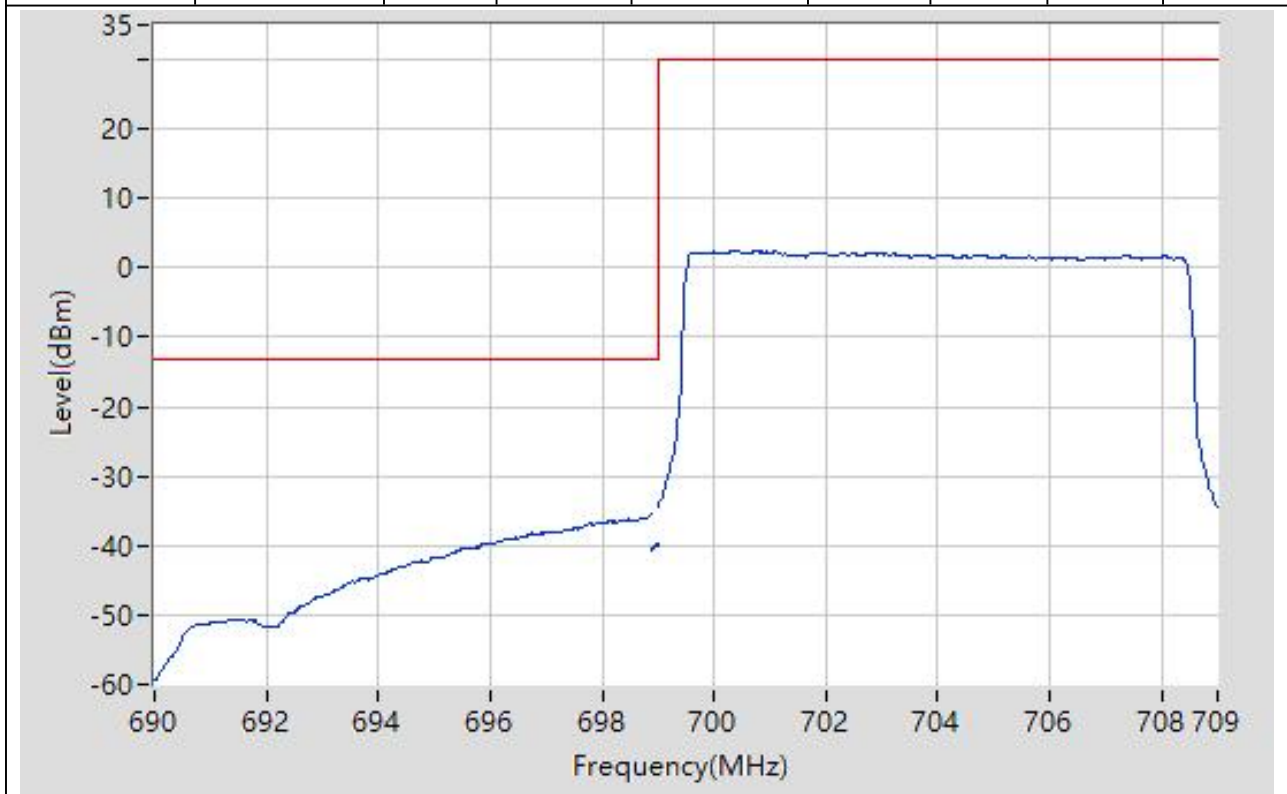
12.27. LTE Band Edge(NTNV)(Subtest:27, Channel:23060, Bandwidth:10, Modulation:Q16, RB Number: 1, RB Position:LOW)

| Start Frequency (MHz) | Stop Frequency (MHz) | RBW (MHz) | Detector | Frequency (MHz) | Power (dBm) | Limit (dBm) | Verdict | Sweep Point |
|-----------------------|----------------------|-----------|----------|-----------------|-------------|-------------|---------|-------------|
| 690 | 698.9 | 0.1 | RMS | 698.9 | -28.13 | -13 | Pass | 401 |
| 698.9 | 699 | 0.03 | RMS | 699 | -28.85 | -13 | Pass | 401 |
| 699 | 709 | 0.1 | RMS | 699.6 | 19.19 | 30 | Pass | 401 |



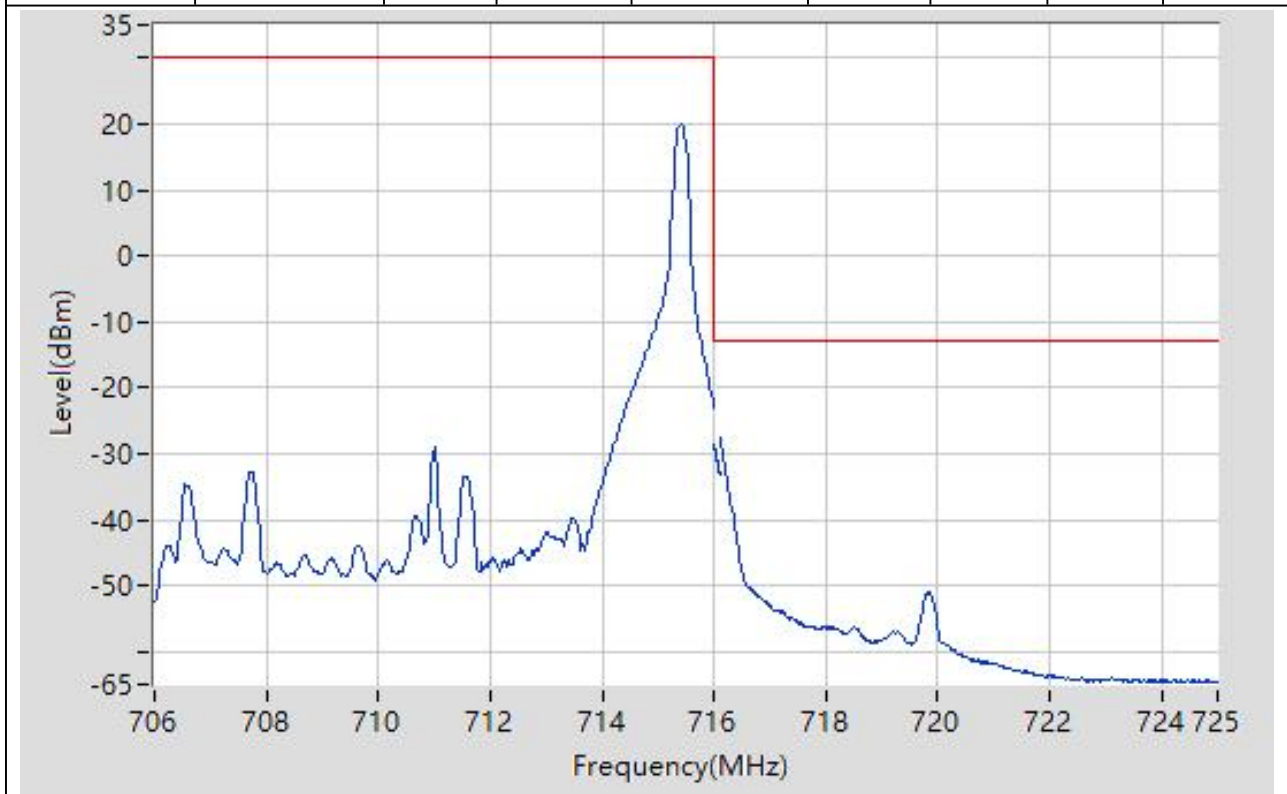
12.28. LTE Band Edge(NTNV)(Subtest:28, Channel:23060, Bandwidth:10, Modulation:Q16, RB Number: 50, RB Position:LOW)

| Start Frequency (MHz) | Stop Frequency (MHz) | RBW (MHz) | Detector | Frequency (MHz) | Power (dBm) | Limit (dBm) | Verdict | Sweep Point |
|-----------------------|----------------------|-----------|----------|-----------------|-------------|-------------|---------|-------------|
| 690 | 698.9 | 0.1 | RMS | 698.9 | -35.39 | -13 | Pass | 401 |
| 698.9 | 699 | 0.03 | RMS | 698.995 | -39.8 | -13 | Pass | 401 |
| 699 | 709 | 0.1 | RMS | 701.075 | 2.39 | 30 | Pass | 401 |



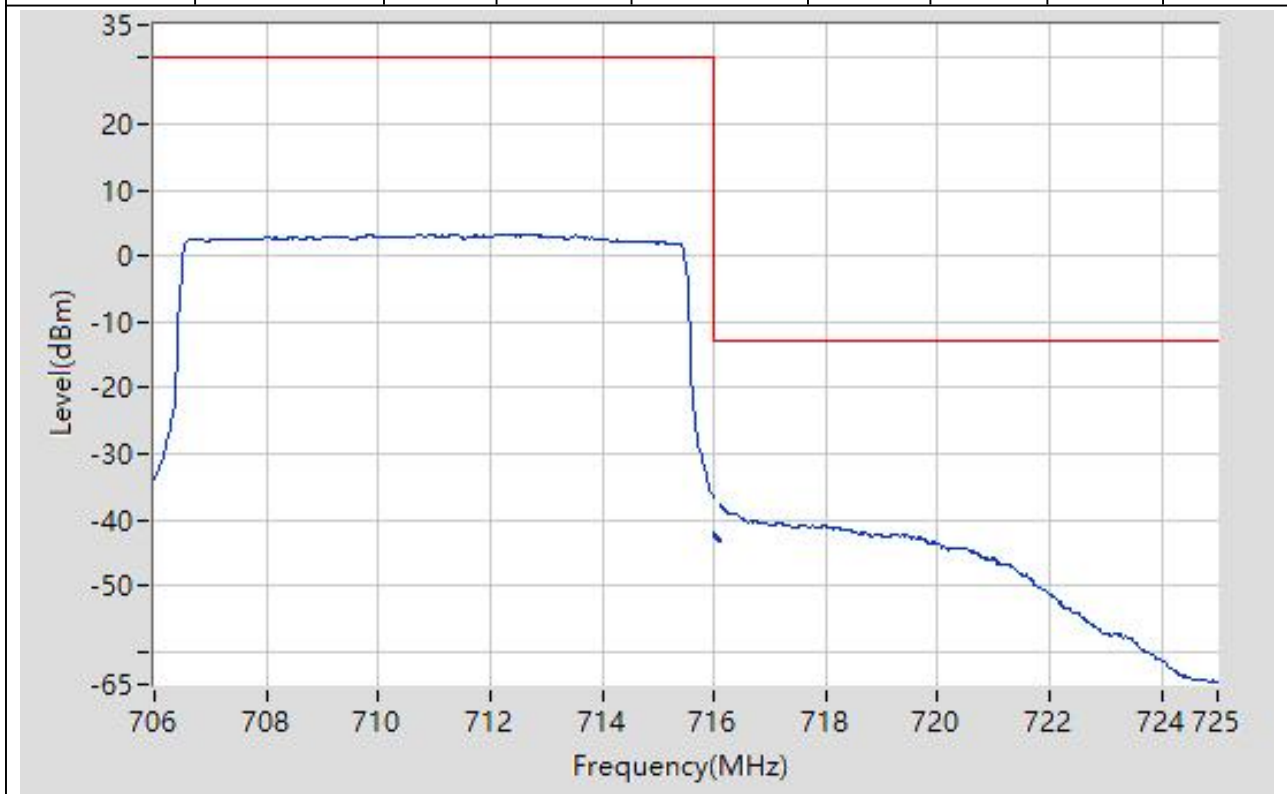
12.29. LTE Band Edge(NTNV)(Subtest:29, Channel:23130, Bandwidth:10, Modulation:QPSK, RB Number: 1, RB Position:HIGH)

| Start Frequency (MHz) | Stop Frequency (MHz) | RBW (MHz) | Detector | Frequency (MHz) | Power (dBm) | Limit (dBm) | Verdict | Sweep Point |
|-----------------------|----------------------|-----------|----------|-----------------|-------------|-------------|---------|-------------|
| 706 | 716 | 0.1 | RMS | 715.4 | 20.04 | 30 | Pass | 401 |
| 716 | 716.1 | 0.03 | RMS | 716 | -28.57 | -13 | Pass | 401 |
| 716.1 | 725 | 0.1 | RMS | 716.1 | -27.61 | -13 | Pass | 401 |



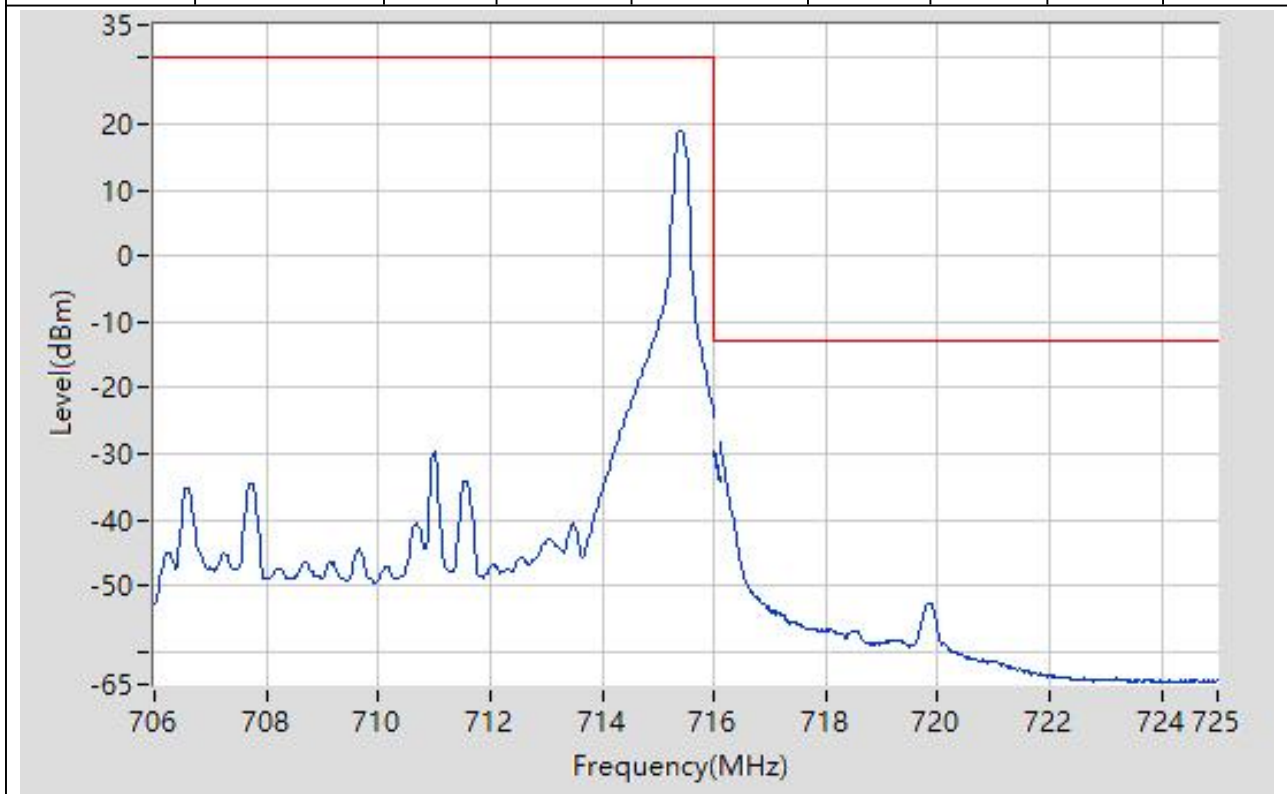
12.30. LTE Band Edge(NTNV)(Subtest:30, Channel:23130, Bandwidth:10, Modulation:QPSK, RB Number: 50, RB Position:HIGH)

| Start Frequency (MHz) | Stop Frequency (MHz) | RBW (MHz) | Detector | Frequency (MHz) | Power (dBm) | Limit (dBm) | Verdict | Sweep Point |
|-----------------------|----------------------|-----------|----------|-----------------|-------------|-------------|---------|-------------|
| 706 | 716 | 0.1 | RMS | 712.375 | 3.32 | 30 | Pass | 401 |
| 716 | 716.1 | 0.03 | RMS | 716 | -42.03 | -13 | Pass | 401 |
| 716.1 | 725 | 0.1 | RMS | 716.1 | -37.9 | -13 | Pass | 401 |



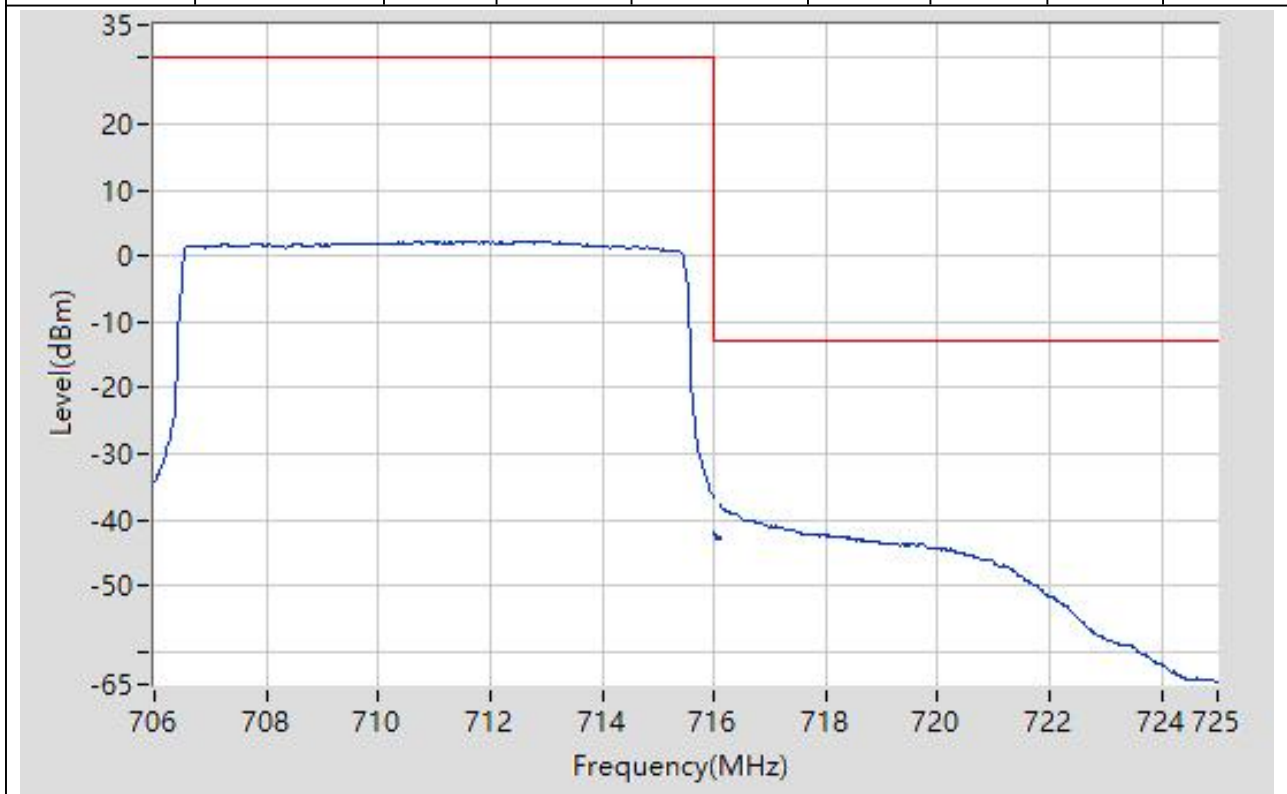
12.31. LTE Band Edge(NTNV)(Subtest:31, Channel:23130, Bandwidth:10, Modulation:Q16, RB Number: 1, RB Position:HIGH)

| Start Frequency (MHz) | Stop Frequency (MHz) | RBW (MHz) | Detector | Frequency (MHz) | Power (dBm) | Limit (dBm) | Verdict | Sweep Point |
|-----------------------|----------------------|-----------|----------|-----------------|-------------|-------------|---------|-------------|
| 706 | 716 | 0.1 | RMS | 715.4 | 19.01 | 30 | Pass | 401 |
| 716 | 716.1 | 0.03 | RMS | 716.001 | -29.58 | -13 | Pass | 401 |
| 716.1 | 725 | 0.1 | RMS | 716.1 | -28.43 | -13 | Pass | 401 |



12.32. LTE Band Edge(NTNV)(Subtest:32, Channel:23130, Bandwidth:10, Modulation:Q16, RB Number: 50, RB Position:HIGH)

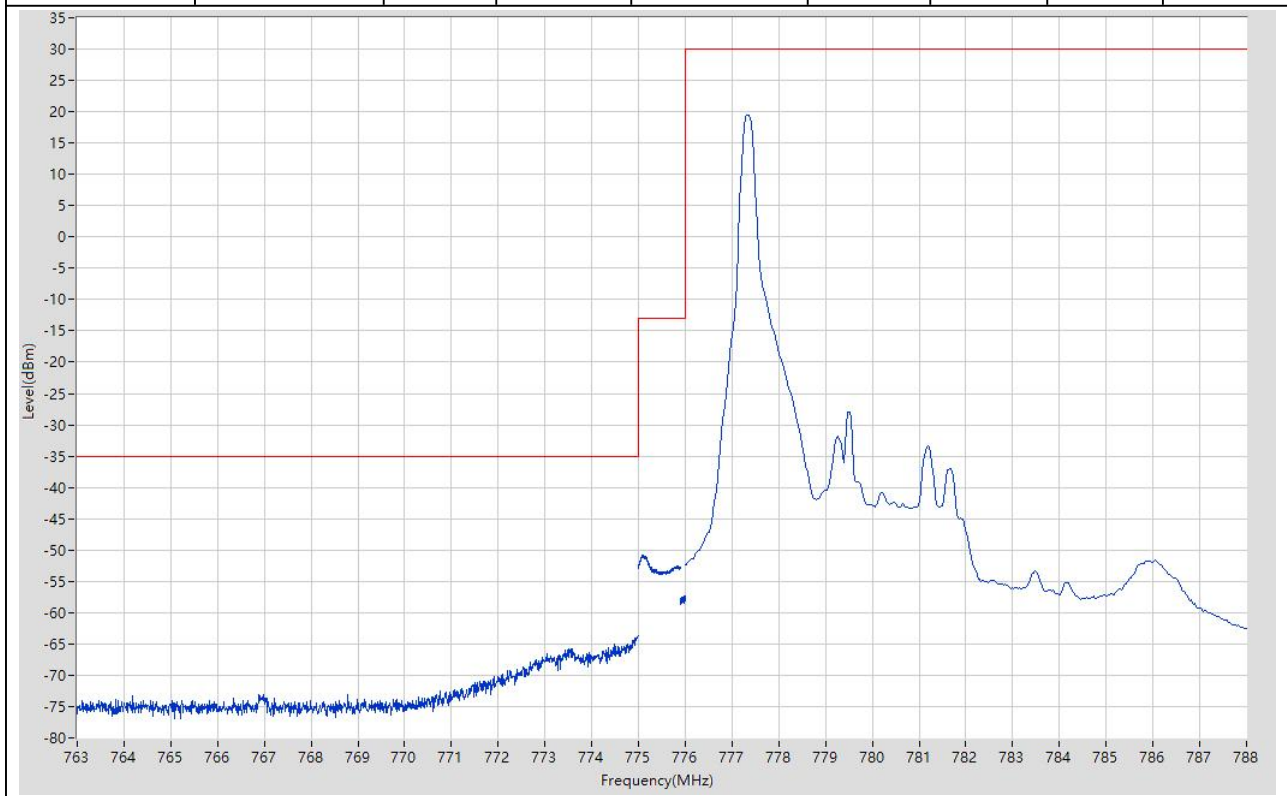
| Start Frequency (MHz) | Stop Frequency (MHz) | RBW (MHz) | Detector | Frequency (MHz) | Power (dBm) | Limit (dBm) | Verdict | Sweep Point |
|-----------------------|----------------------|-----------|----------|-----------------|-------------|-------------|---------|-------------|
| 706 | 716 | 0.1 | RMS | 711.7 | 2.19 | 30 | Pass | 401 |
| 716 | 716.1 | 0.03 | RMS | 716.002 | -41.91 | -13 | Pass | 401 |
| 716.1 | 725 | 0.1 | RMS | 716.1 | -37.88 | -13 | Pass | 401 |



13. LTE_Band13

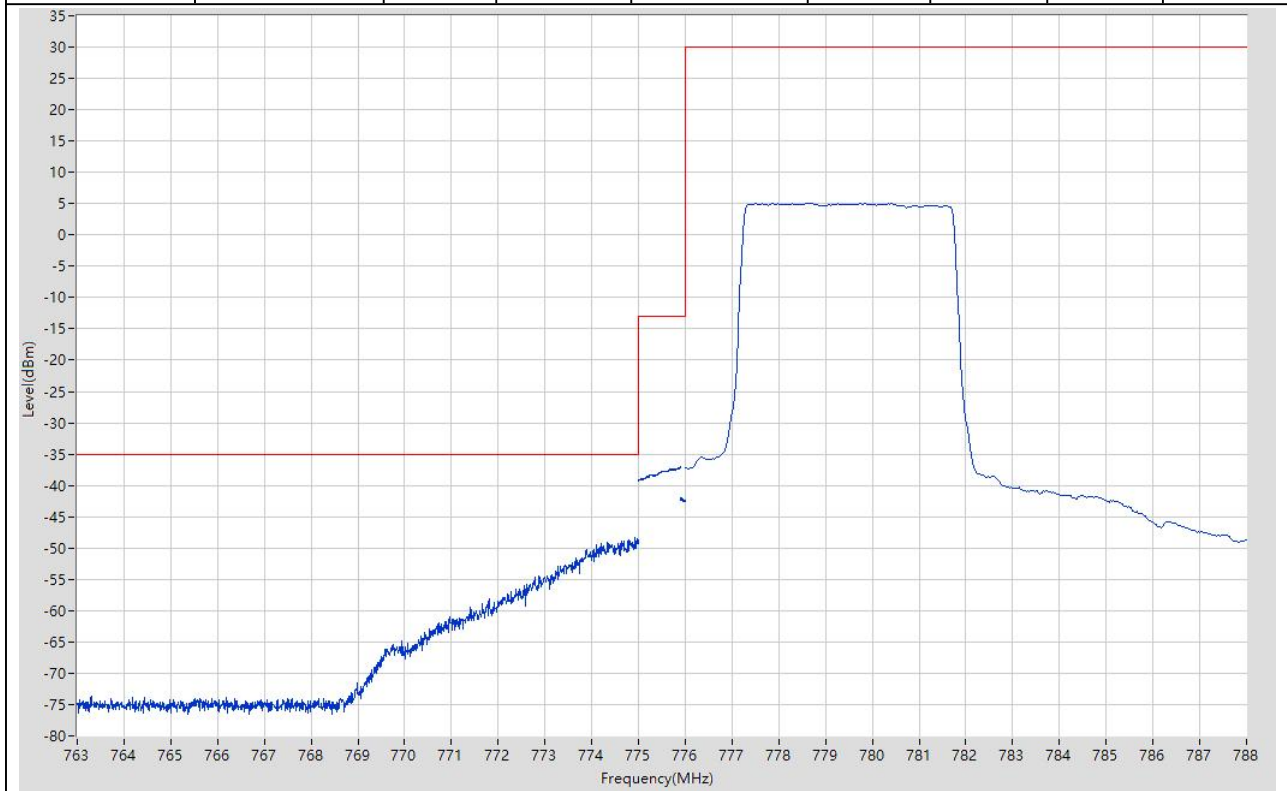
13.1. LTE Band Edge(NTNV)(Subtest:1, Channel:23205, Bandwidth:5, Modulation:QPSK, RB Number: 1, RB Position:LOW)

| Start Frequency (MHz) | Stop Frequency (MHz) | RBW (MHz) | Detector | Frequency (MHz) | Power (dBm) | Limit (dBm) | Verdict | Sweep Point |
|-----------------------|----------------------|-----------|----------|-----------------|-------------|-------------|---------|-------------|
| 763 | 775 | 0.01 | RMS | 775 | -63.69 | -35 | Pass | 1200 |
| 775 | 775.9 | 0.1 | RMS | 775.086 | -50.88 | -13 | Pass | 401 |
| 775.9 | 776 | 0.03 | RMS | 775.986 | -57.37 | -13 | Pass | 401 |
| 776 | 788 | 0.1 | RMS | 777.32 | 19.49 | 30 | Pass | 401 |



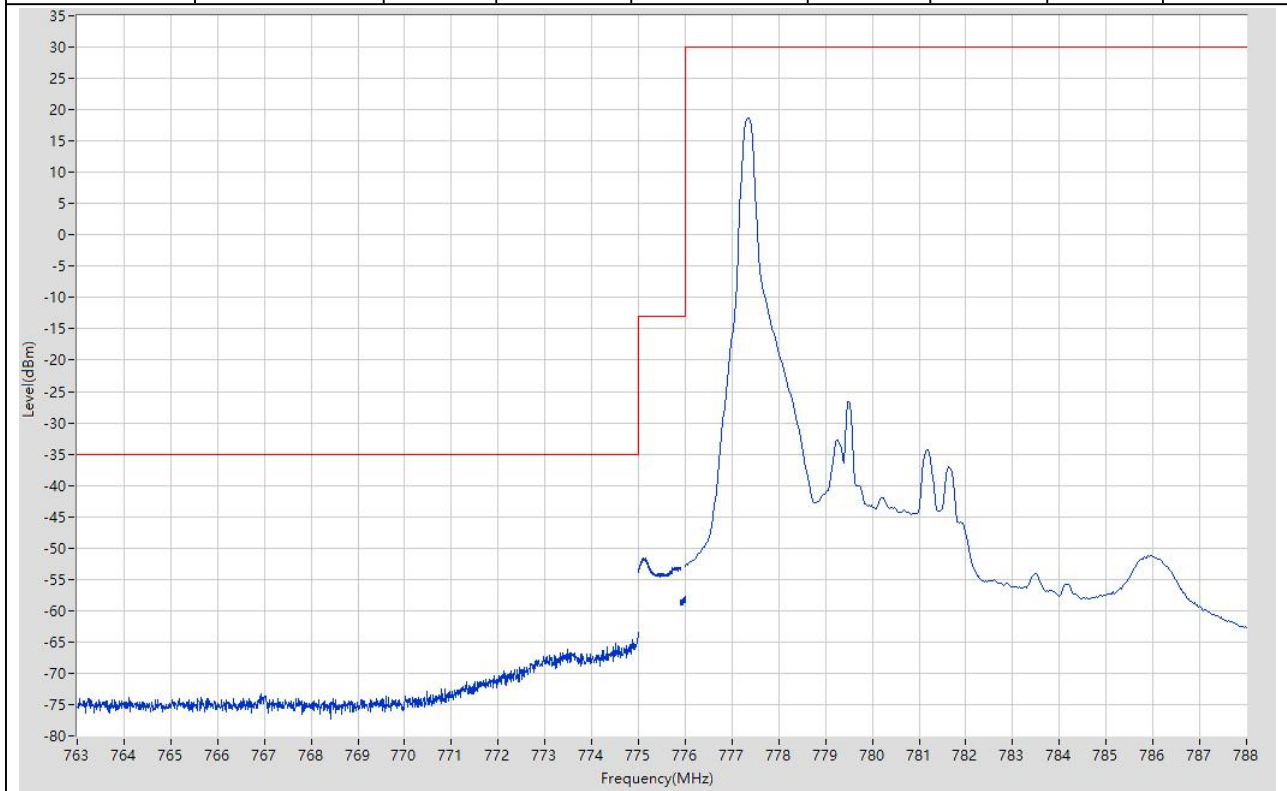
13.2. LTE Band Edge(NTNV)(Subtest:2, Channel:23205, Bandwidth:5, Modulation:QPSK, RB Number: 25, RB Position:LOW)

| Start Frequency (MHz) | Stop Frequency (MHz) | RBW (MHz) | Detector | Frequency (MHz) | Power (dBm) | Limit (dBm) | Verdict | Sweep Point |
|-----------------------|----------------------|-----------|----------|-----------------|-------------|-------------|---------|-------------|
| 763 | 775 | 0.01 | RMS | 774.93 | -48.37 | -35 | Pass | 1200 |
| 775 | 775.9 | 0.1 | RMS | 775.898 | -37.07 | -13 | Pass | 401 |
| 775.9 | 776 | 0.03 | RMS | 775.912 | -41.89 | -13 | Pass | 401 |
| 776 | 788 | 0.1 | RMS | 778.67 | 5.14 | 30 | Pass | 401 |



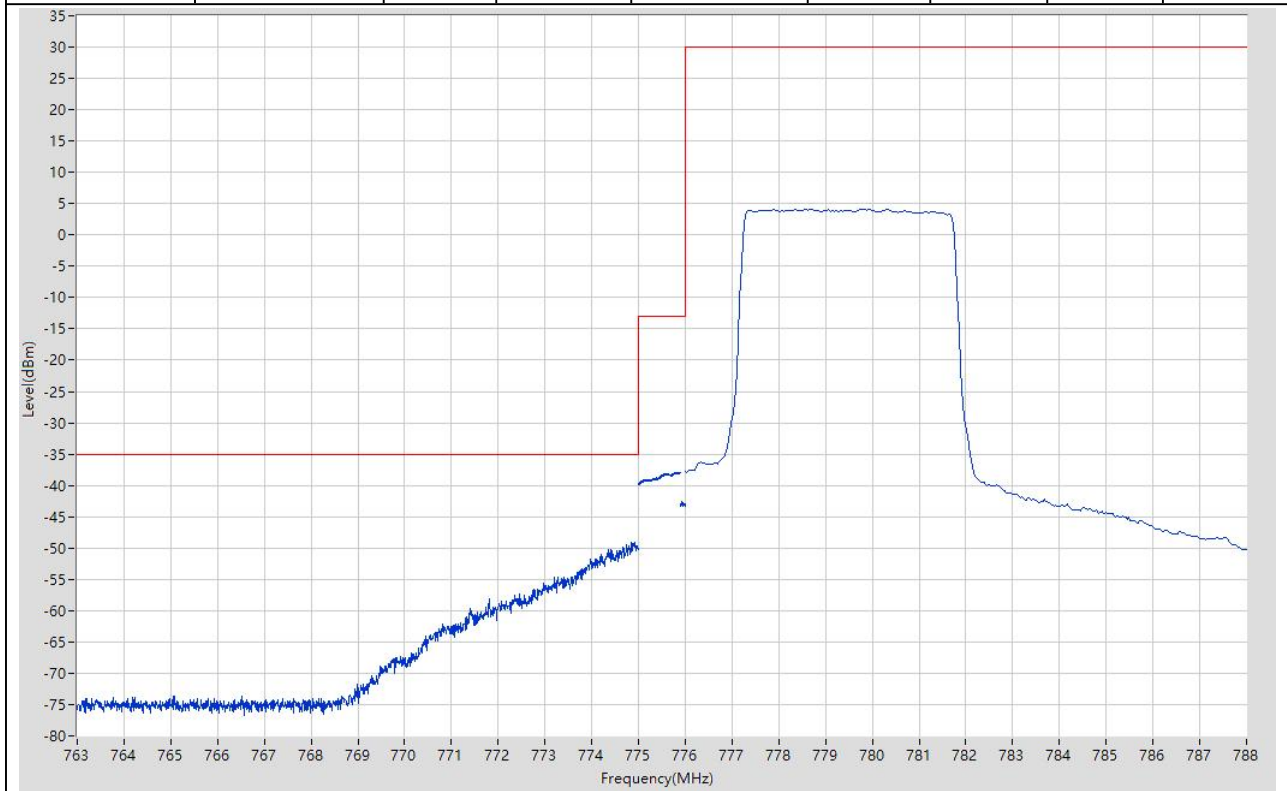
13.3. LTE Band Edge(NTNV)(Subtest:3, Channel:23205, Bandwidth:5, Modulation:Q16, RB Number: 1, RB Position:LOW)

| Start Frequency (MHz) | Stop Frequency (MHz) | RBW (MHz) | Detector | Frequency (MHz) | Power (dBm) | Limit (dBm) | Verdict | Sweep Point |
|-----------------------|----------------------|-----------|----------|-----------------|-------------|-------------|---------|-------------|
| 763 | 775 | 0.01 | RMS | 775 | -63.57 | -35 | Pass | 1200 |
| 775 | 775.9 | 0.1 | RMS | 775.149 | -51.56 | -13 | Pass | 401 |
| 775.9 | 776 | 0.03 | RMS | 775.998 | -57.76 | -13 | Pass | 401 |
| 776 | 788 | 0.1 | RMS | 777.35 | 18.72 | 30 | Pass | 401 |



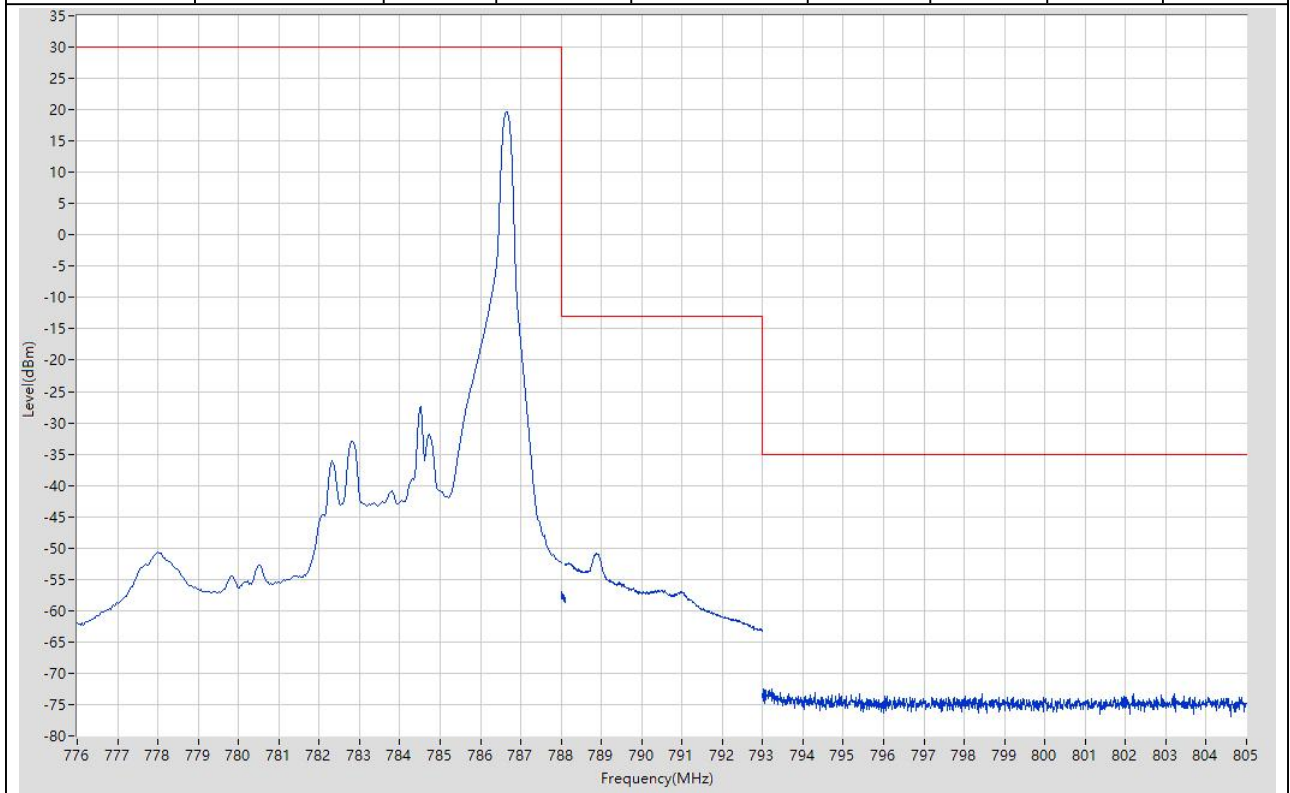
13.4. LTE Band Edge(NTNV)(Subtest:4, Channel:23205, Bandwidth:5, Modulation:Q16, RB Number: 25, RB Position:LOW)

| Start Frequency (MHz) | Stop Frequency (MHz) | RBW (MHz) | Detector | Frequency (MHz) | Power (dBm) | Limit (dBm) | Verdict | Sweep Point |
|-----------------------|----------------------|-----------|----------|-----------------|-------------|-------------|---------|-------------|
| 763 | 775 | 0.01 | RMS | 774.85 | -49.05 | -35 | Pass | 1200 |
| 775 | 775.9 | 0.1 | RMS | 775.9 | -37.86 | -13 | Pass | 401 |
| 775.9 | 776 | 0.03 | RMS | 775.928 | -42.65 | -13 | Pass | 401 |
| 776 | 788 | 0.1 | RMS | 778.67 | 4.12 | 30 | Pass | 401 |



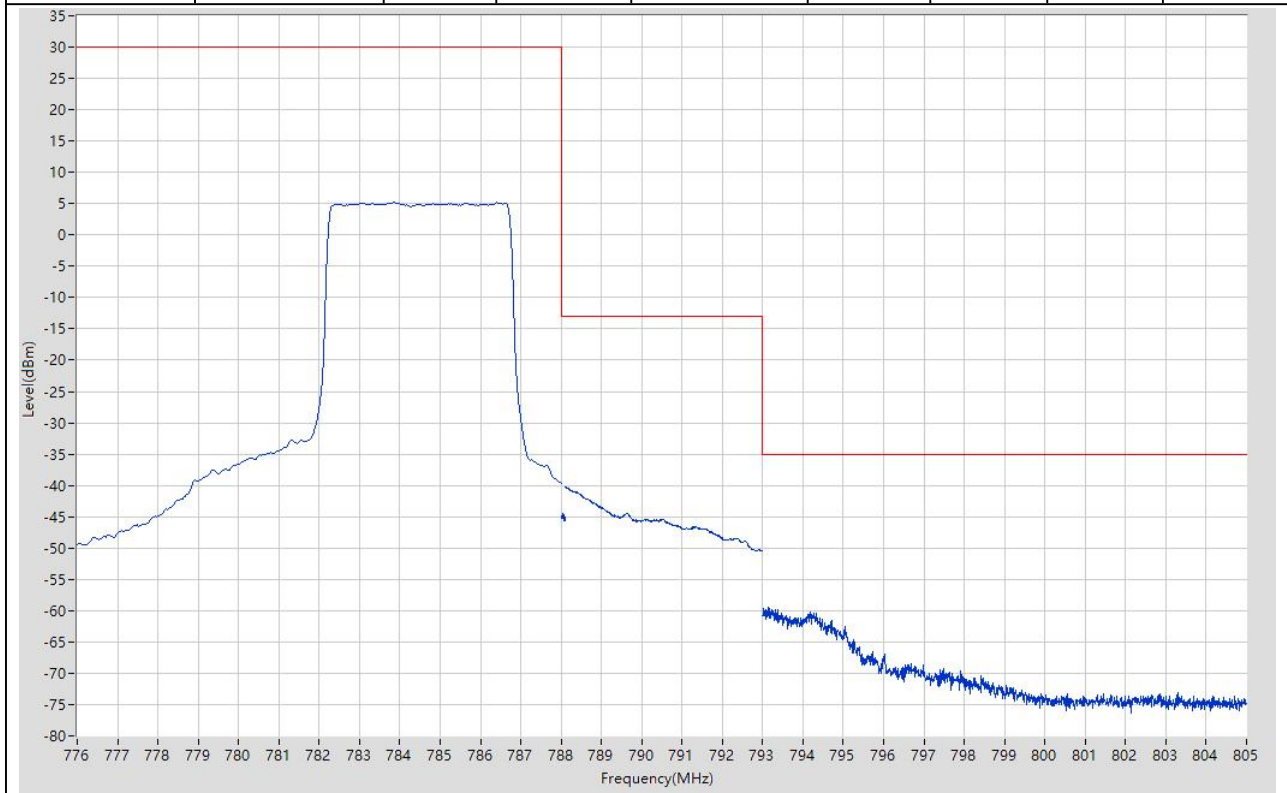
13.5. LTE Band Edge(NTNV)(Subtest:5, Channel:23255, Bandwidth:5, Modulation:QPSK, RB Number: 1, RB Position:HIGH)

| Start Frequency (MHz) | Stop Frequency (MHz) | RBW (MHz) | Detector | Frequency (MHz) | Power (dBm) | Limit (dBm) | Verdict | Sweep Point |
|-----------------------|----------------------|-----------|----------|-----------------|-------------|-------------|---------|-------------|
| 776 | 788 | 0.1 | RMS | 786.65 | 19.67 | 30 | Pass | 401 |
| 788 | 788.1 | 0.03 | RMS | 788.004 | -56.99 | -13 | Pass | 401 |
| 788.1 | 793 | 0.1 | RMS | 788.884 | -50.81 | -13 | Pass | 401 |
| 793 | 805 | 0.01 | RMS | 793.01 | -72.44 | -35 | Pass | 1200 |



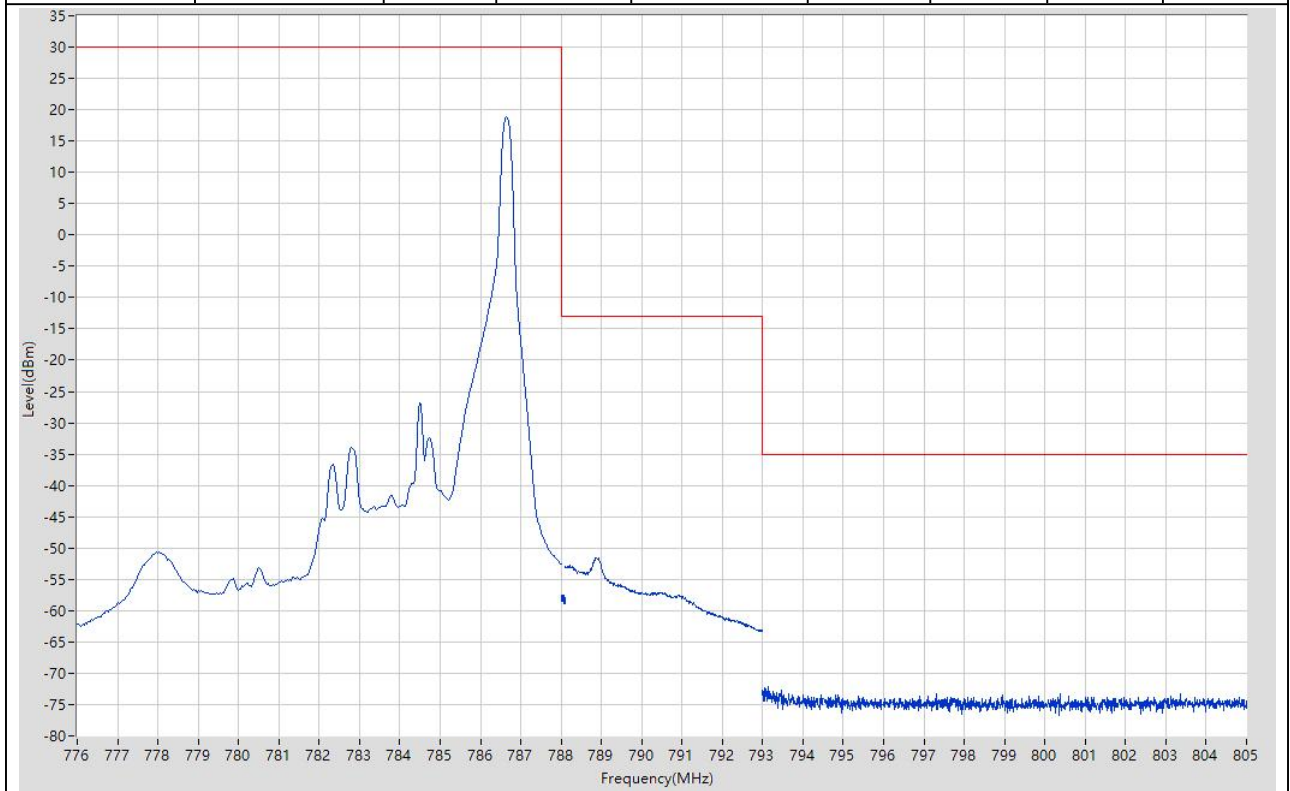
13.6. LTE Band Edge(NTNV)(Subtest:6, Channel:23255, Bandwidth:5, Modulation:QPSK, RB Number: 25, RB Position:LOW)

| Start Frequency (MHz) | Stop Frequency (MHz) | RBW (MHz) | Detector | Frequency (MHz) | Power (dBm) | Limit (dBm) | Verdict | Sweep Point |
|-----------------------|----------------------|-----------|----------|-----------------|-------------|-------------|---------|-------------|
| 776 | 788 | 0.1 | RMS | 783.86 | 5.19 | 30 | Pass | 401 |
| 788 | 788.1 | 0.03 | RMS | 788.054 | -44.56 | -13 | Pass | 401 |
| 788.1 | 793 | 0.1 | RMS | 788.1 | -40.2 | -13 | Pass | 401 |
| 793 | 805 | 0.01 | RMS | 793.13 | -59.5 | -35 | Pass | 1200 |



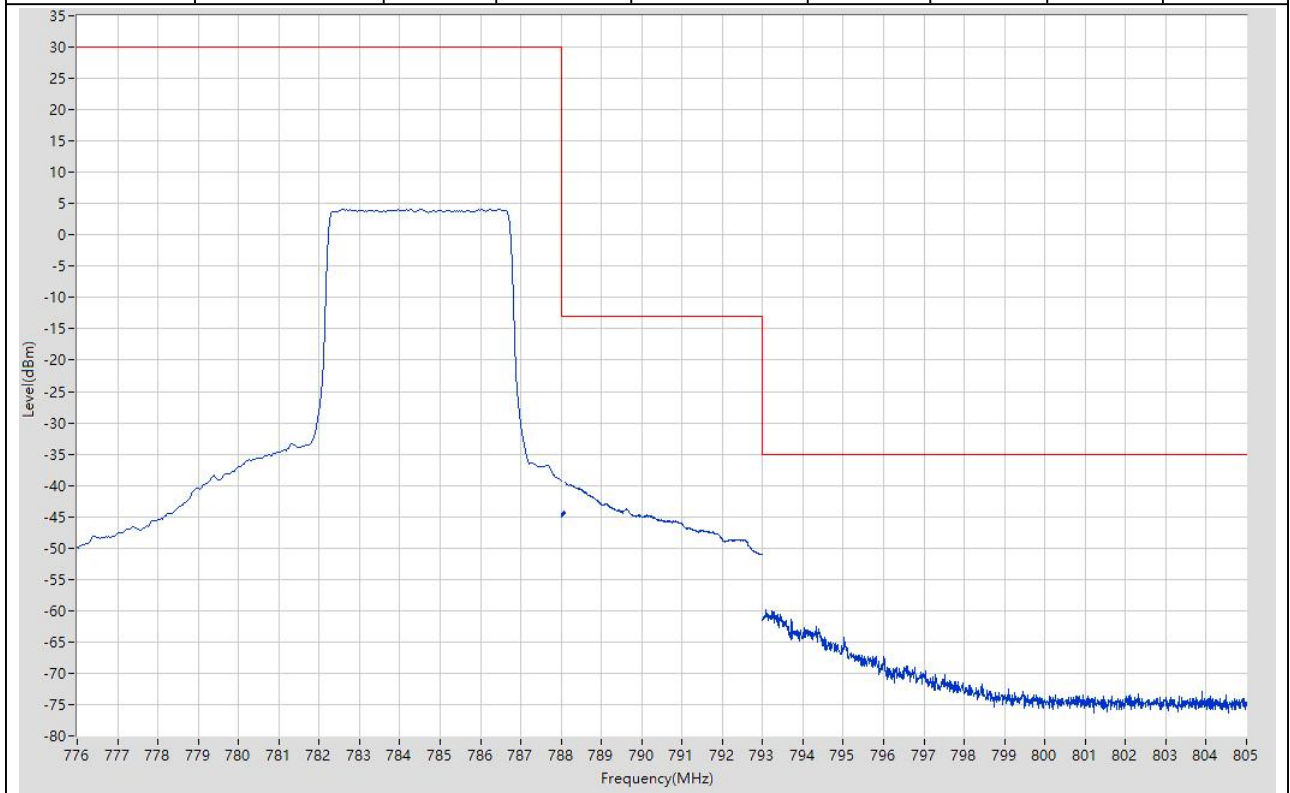
13.7. LTE Band Edge(NTNV)(Subtest:7, Channel:23255, Bandwidth:5, Modulation:Q16, RB Number: 1, RB Position:HIGH)

| Start Frequency (MHz) | Stop Frequency (MHz) | RBW (MHz) | Detector | Frequency (MHz) | Power (dBm) | Limit (dBm) | Verdict | Sweep Point |
|-----------------------|----------------------|-----------|----------|-----------------|-------------|-------------|---------|-------------|
| 776 | 788 | 0.1 | RMS | 786.65 | 18.81 | 30 | Pass | 401 |
| 788 | 788.1 | 0.03 | RMS | 788.031 | -57.46 | -13 | Pass | 401 |
| 788.1 | 793 | 0.1 | RMS | 788.872 | -51.56 | -13 | Pass | 401 |
| 793 | 805 | 0.01 | RMS | 793.13 | -72.14 | -35 | Pass | 1200 |



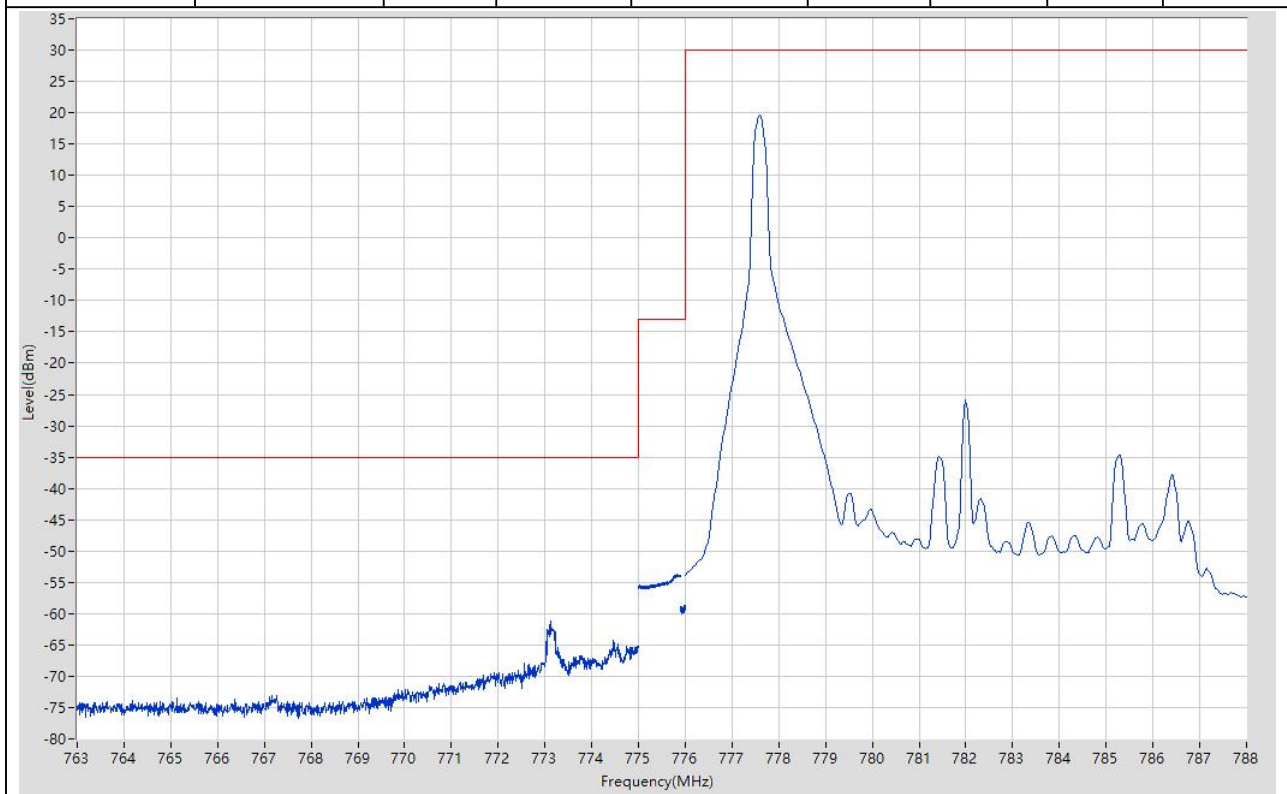
13.8. LTE Band Edge(NTNV)(Subtest:8, Channel:23255, Bandwidth:5, Modulation:Q16, RB Number: 25, RB Position:LOW)

| Start Frequency (MHz) | Stop Frequency (MHz) | RBW (MHz) | Detector | Frequency (MHz) | Power (dBm) | Limit (dBm) | Verdict | Sweep Point |
|-----------------------|----------------------|-----------|----------|-----------------|-------------|-------------|---------|-------------|
| 776 | 788 | 0.1 | RMS | 786.44 | 4.18 | 30 | Pass | 401 |
| 788 | 788.1 | 0.03 | RMS | 788.071 | -44.18 | -13 | Pass | 401 |
| 788.1 | 793 | 0.1 | RMS | 788.112 | -39.5 | -13 | Pass | 401 |
| 793 | 805 | 0.01 | RMS | 793.09 | -59.93 | -35 | Pass | 1200 |



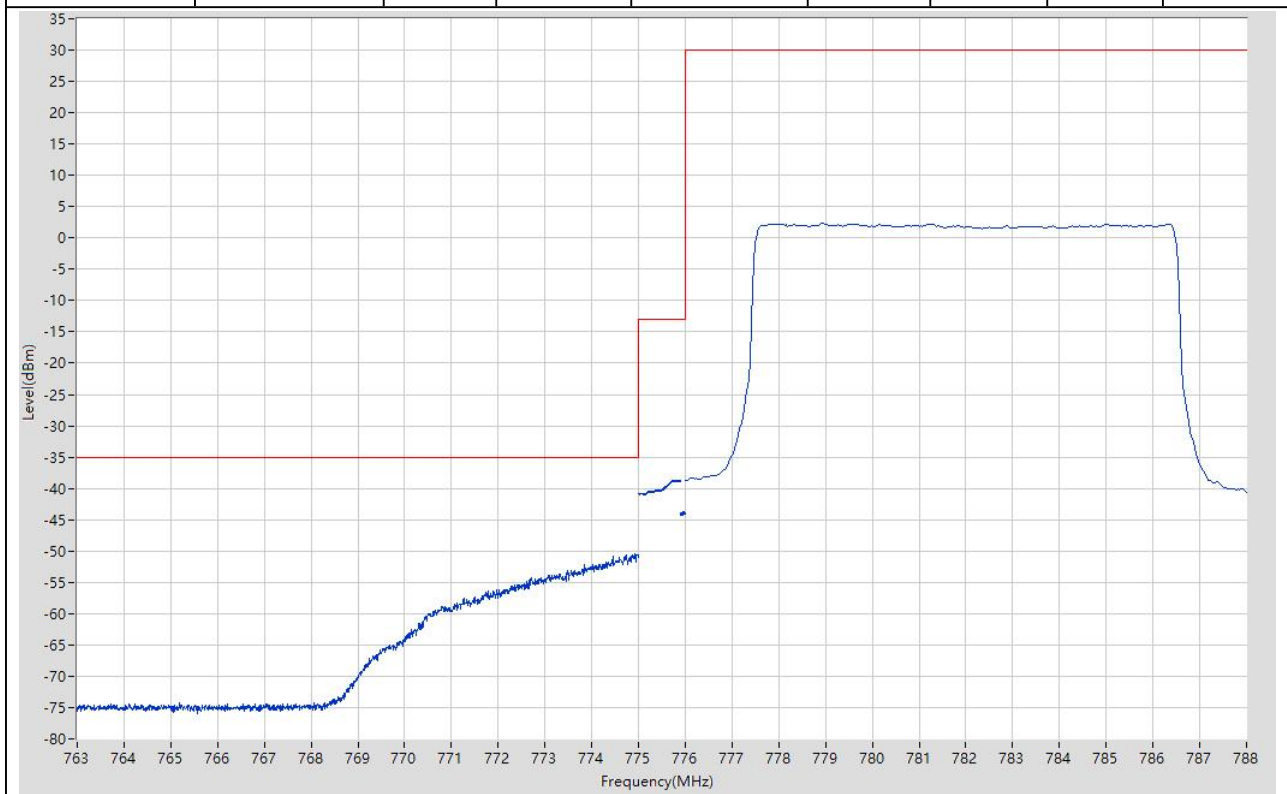
13.9. LTE Band Edge(NTNV)(Subtest:9, Channel:23230, Bandwidth:10, Modulation:QPSK, RB Number: 1, RB Position:LOW)

| Start Frequency (MHz) | Stop Frequency (MHz) | RBW (MHz) | Detector | Frequency (MHz) | Power (dBm) | Limit (dBm) | Verdict | Sweep Point |
|-----------------------|----------------------|-----------|----------|-----------------|-------------|-------------|---------|-------------|
| 763 | 775 | 0.01 | RMS | 773.118 | -61.15 | -35 | Pass | 1200 |
| 775 | 775.9 | 0.1 | RMS | 775.833 | -53.75 | -13 | Pass | 401 |
| 775.9 | 776 | 0.03 | RMS | 775.996 | -58.66 | -13 | Pass | 401 |
| 776 | 788 | 0.1 | RMS | 777.59 | 19.69 | 30 | Pass | 401 |



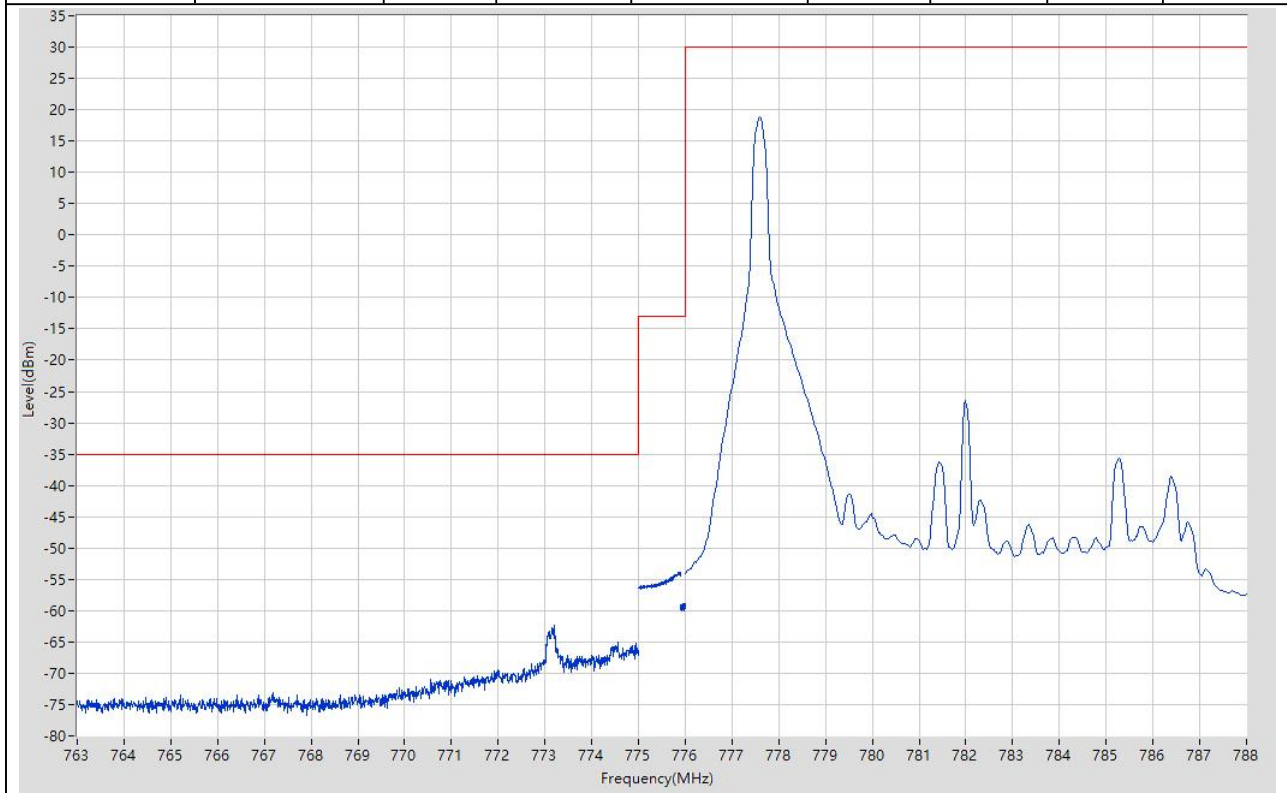
13.10. LTE Band Edge(NTNV)(Subtest:10, Channel:23230, Bandwidth:10, Modulation:QPSK, RB Number: 50, RB Position:LOW)

| Start Frequency (MHz) | Stop Frequency (MHz) | RBW (MHz) | Detector | Frequency (MHz) | Power (dBm) | Limit (dBm) | Verdict | Sweep Point |
|-----------------------|----------------------|-----------|----------|-----------------|-------------|-------------|---------|-------------|
| 763 | 775 | 0.01 | RMS | 774.91 | -50.41 | -35 | Pass | 1200 |
| 775 | 775.9 | 0.1 | RMS | 775.799 | -38.73 | -13 | Pass | 401 |
| 775.9 | 776 | 0.03 | RMS | 775.965 | -43.77 | -13 | Pass | 401 |
| 776 | 788 | 0.1 | RMS | 778.91 | 2.42 | 30 | Pass | 401 |



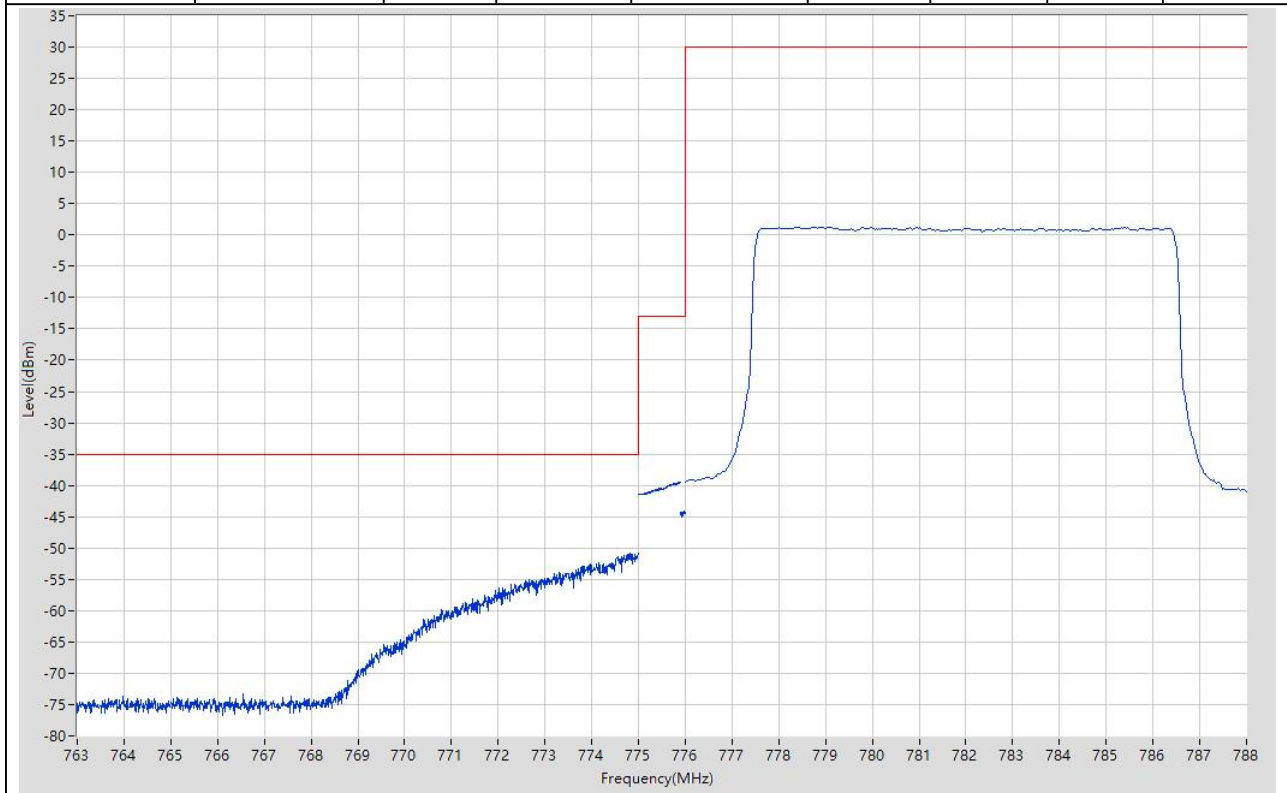
13.11. LTE Band Edge(NTNV)(Subtest:11, Channel:23230, Bandwidth:10, Modulation:Q16, RB Number: 1, RB Position:LOW)

| Start Frequency (MHz) | Stop Frequency (MHz) | RBW (MHz) | Detector | Frequency (MHz) | Power (dBm) | Limit (dBm) | Verdict | Sweep Point |
|-----------------------|----------------------|-----------|----------|-----------------|-------------|-------------|---------|-------------|
| 763 | 775 | 0.01 | RMS | 773.188 | -62.3 | -35 | Pass | 1200 |
| 775 | 775.9 | 0.1 | RMS | 775.884 | -53.92 | -13 | Pass | 401 |
| 775.9 | 776 | 0.03 | RMS | 775.998 | -58.79 | -13 | Pass | 401 |
| 776 | 788 | 0.1 | RMS | 777.59 | 18.82 | 30 | Pass | 401 |



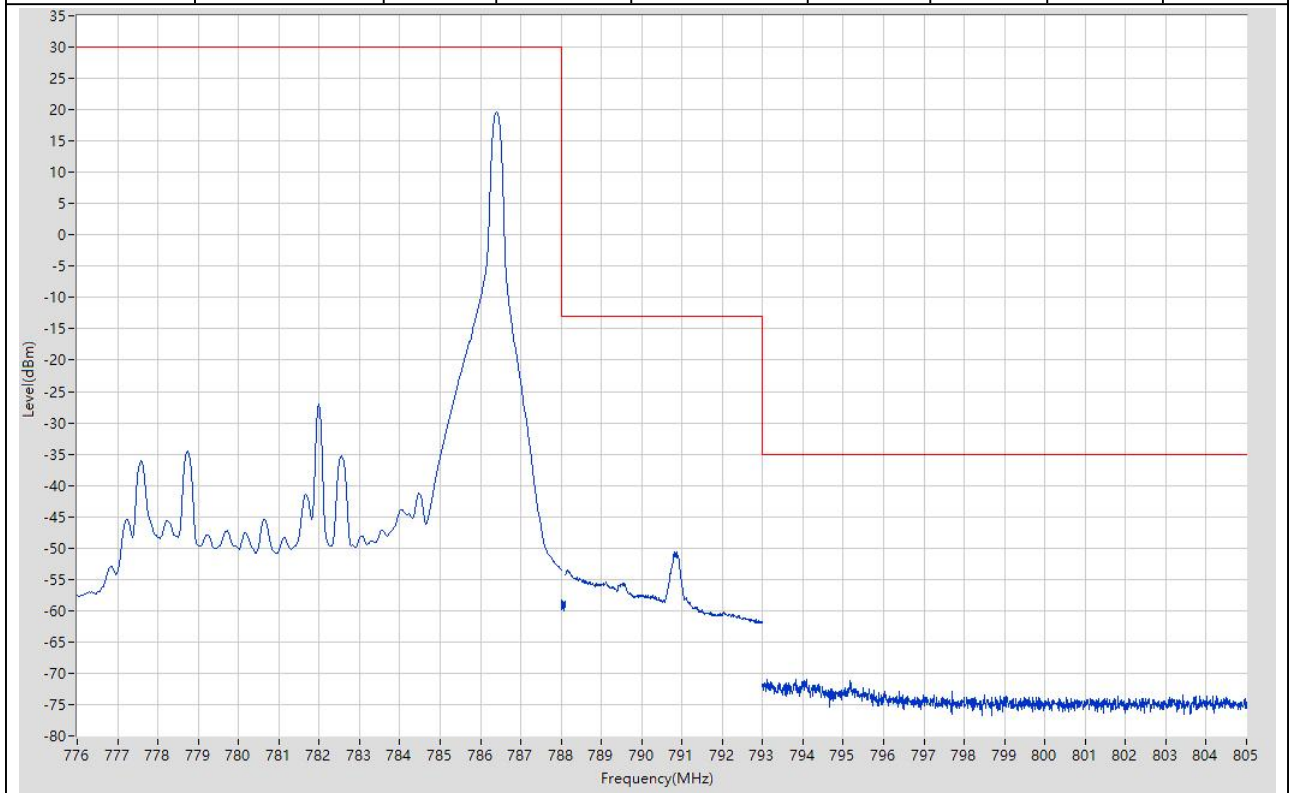
13.12. LTE Band Edge(NTNV)(Subtest:12, Channel:23230, Bandwidth:10, Modulation:Q16, RB Number: 50, RB Position:LOW)

| Start Frequency (MHz) | Stop Frequency (MHz) | RBW (MHz) | Detector | Frequency (MHz) | Power (dBm) | Limit (dBm) | Verdict | Sweep Point |
|-----------------------|----------------------|-----------|----------|-----------------|-------------|-------------|---------|-------------|
| 763 | 775 | 0.01 | RMS | 774.83 | -50.76 | -35 | Pass | 1200 |
| 775 | 775.9 | 0.1 | RMS | 775.898 | -39.46 | -13 | Pass | 401 |
| 775.9 | 776 | 0.03 | RMS | 775.972 | -44.12 | -13 | Pass | 401 |
| 776 | 788 | 0.1 | RMS | 779.09 | 1.3 | 30 | Pass | 401 |



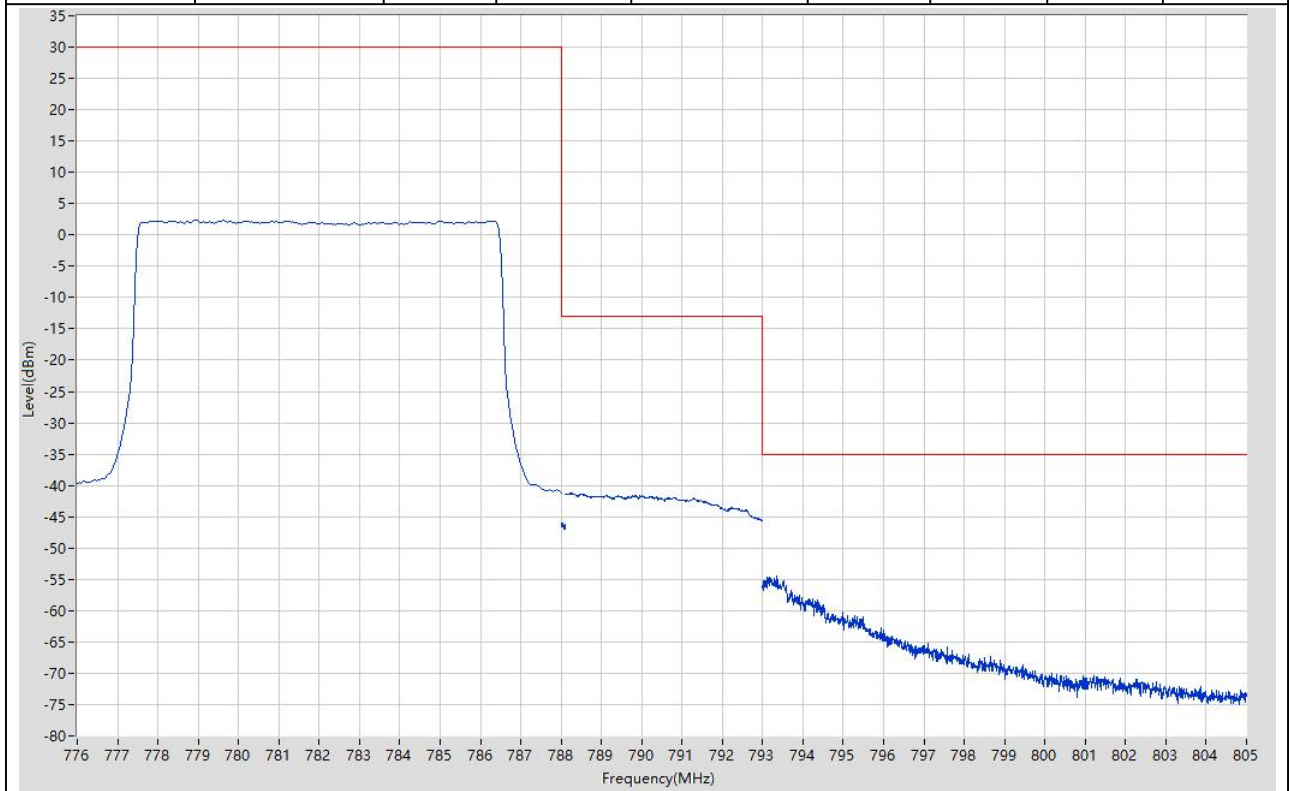
13.13. LTE Band Edge(NTNV)(Subtest:13, Channel:23230, Bandwidth:10, Modulation:QPSK, RB Number: 1, RB Position:HIGH)

| Start Frequency (MHz) | Stop Frequency (MHz) | RBW (MHz) | Detector | Frequency (MHz) | Power (dBm) | Limit (dBm) | Verdict | Sweep Point |
|-----------------------|----------------------|-----------|----------|-----------------|-------------|-------------|---------|-------------|
| 776 | 788 | 0.1 | RMS | 786.41 | 19.66 | 30 | Pass | 401 |
| 788 | 788.1 | 0.03 | RMS | 788.024 | -58.39 | -13 | Pass | 401 |
| 788.1 | 793 | 0.1 | RMS | 790.869 | -50.59 | -13 | Pass | 401 |
| 793 | 805 | 0.01 | RMS | 794.091 | -70.89 | -35 | Pass | 1200 |



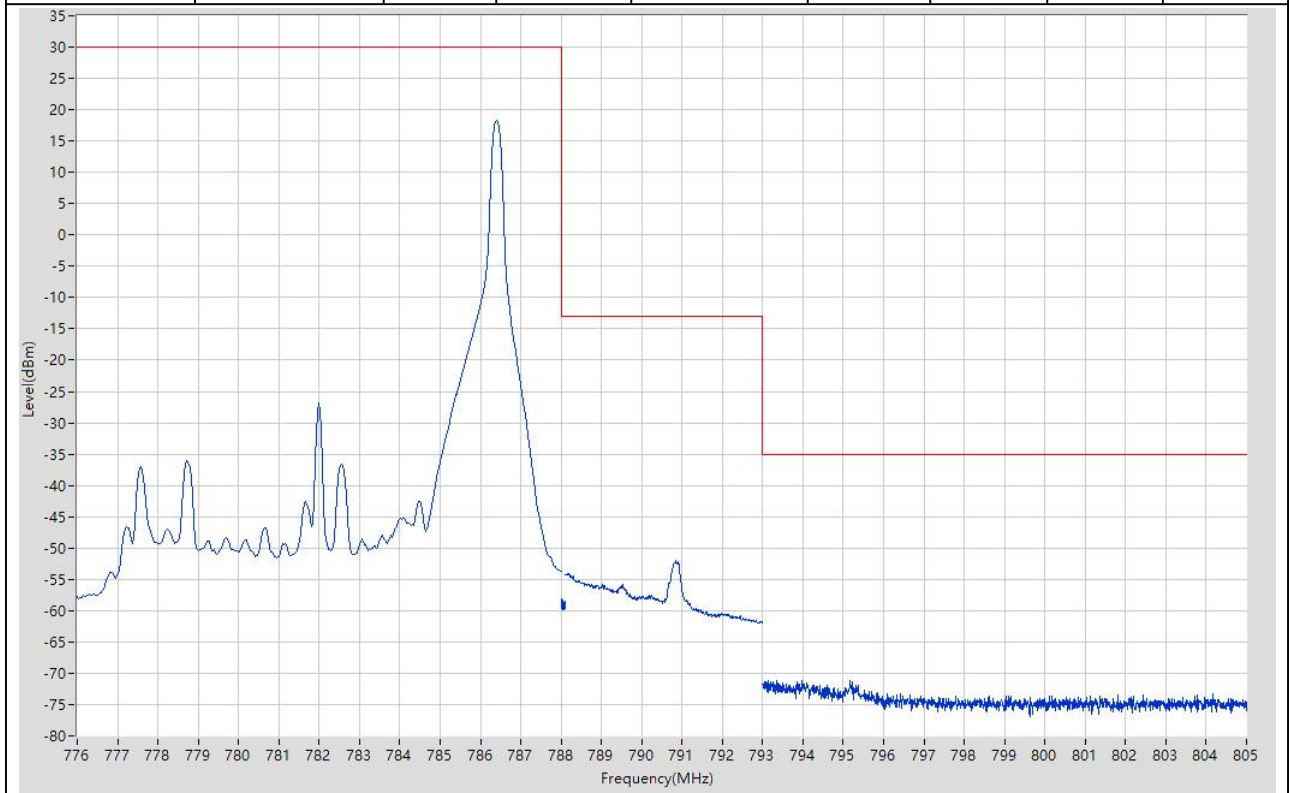
13.14. LTE Band Edge(NTNV)(Subtest:14, Channel:23230, Bandwidth:10, Modulation:QPSK, RB Number: 50, RB Position:LOW)

| Start Frequency (MHz) | Stop Frequency (MHz) | RBW (MHz) | Detector | Frequency (MHz) | Power (dBm) | Limit (dBm) | Verdict | Sweep Point |
|-----------------------|----------------------|-----------|----------|-----------------|-------------|-------------|---------|-------------|
| 776 | 788 | 0.1 | RMS | 778.91 | 2.4 | 30 | Pass | 401 |
| 788 | 788.1 | 0.03 | RMS | 788.023 | -46.04 | -13 | Pass | 401 |
| 788.1 | 793 | 0.1 | RMS | 788.247 | -41.2 | -13 | Pass | 401 |
| 793 | 805 | 0.01 | RMS | 793.35 | -54.55 | -35 | Pass | 1201 |



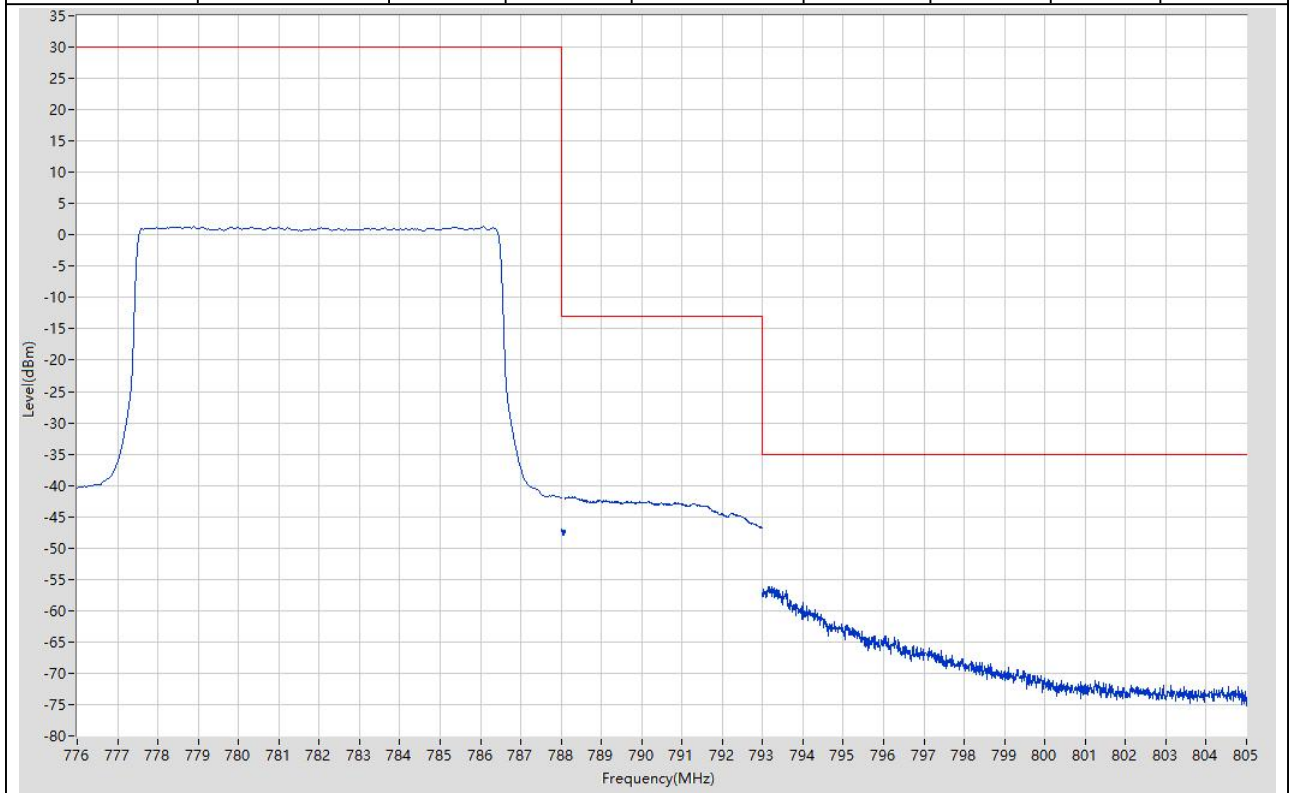
13.15. LTE Band Edge(NTNV)(Subtest:15, Channel:23230, Bandwidth:10, Modulation:Q16, RB Number: 1, RB Position:HIGH)

| Start Frequency (MHz) | Stop Frequency (MHz) | RBW (MHz) | Detector | Frequency (MHz) | Power (dBm) | Limit (dBm) | Verdict | Sweep Point |
|-----------------------|----------------------|-----------|----------|-----------------|-------------|-------------|---------|-------------|
| 776 | 788 | 0.1 | RMS | 786.41 | 18.27 | 30 | Pass | 401 |
| 788 | 788.1 | 0.03 | RMS | 788.019 | -58.15 | -13 | Pass | 401 |
| 788.1 | 793 | 0.1 | RMS | 790.856 | -52.01 | -13 | Pass | 401 |
| 793 | 805 | 0.01 | RMS | 795.172 | -71.09 | -35 | Pass | 1200 |



13.16. LTE Band Edge(NTNV)(Subtest:16, Channel:23230, Bandwidth:10, Modulation:Q16, RB Number: 50, RB Position:LOW)

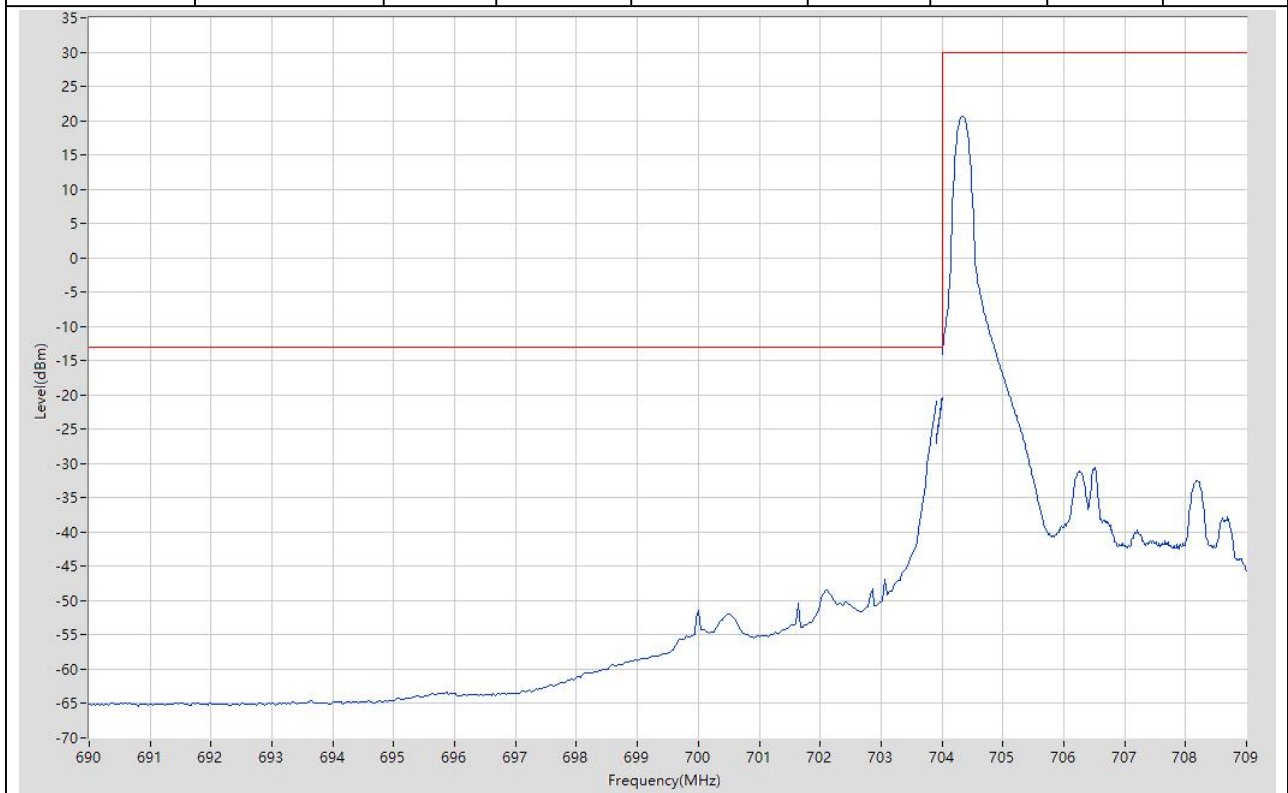
| Start Frequency (MHz) | Stop Frequency (MHz) | RBW (MHz) | Detector | Frequency (MHz) | Power (dBm) | Limit (dBm) | Verdict | Sweep Point |
|-----------------------|----------------------|-----------|----------|-----------------|-------------|-------------|---------|-------------|
| 776 | 788 | 0.1 | RMS | 778.88 | 1.31 | 30 | Pass | 401 |
| 788 | 788.1 | 0.03 | RMS | 788.009 | -46.92 | -13 | Pass | 401 |
| 788.1 | 793 | 0.1 | RMS | 788.198 | -41.87 | -13 | Pass | 401 |
| 793 | 805 | 0.01 | RMS | 793.22 | -56.17 | -35 | Pass | 1201 |



14. LTE_Band17

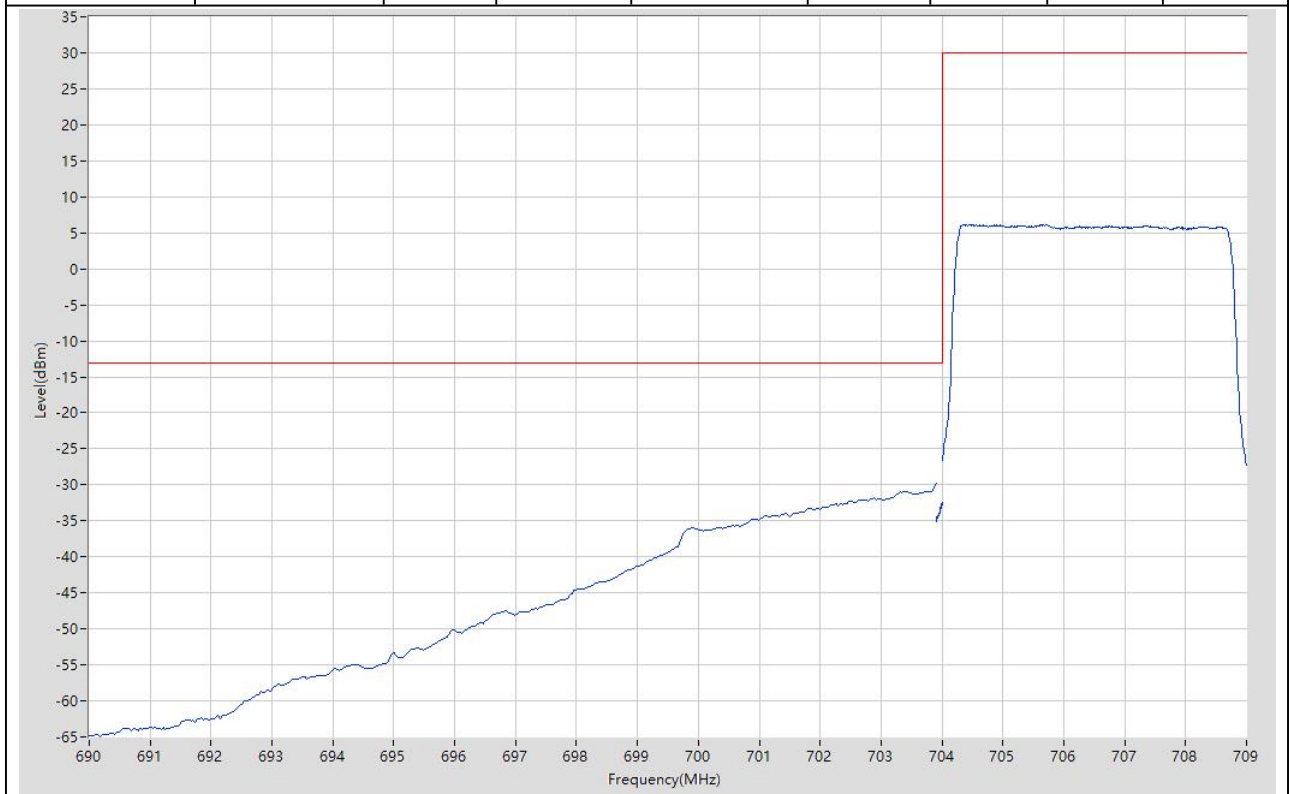
14.1. LTE Band Edge(NTNV)(Subtest:1, Channel:23755, Bandwidth:5, Modulation:QPSK, RB Number: 1, RB Position:LOW)

| Start Frequency (MHz) | Stop Frequency (MHz) | RBW (MHz) | Detector | Frequency (MHz) | Power (dBm) | Limit (dBm) | Verdict | Sweep Point |
|-----------------------|----------------------|-----------|----------|-----------------|-------------|-------------|---------|-------------|
| 690 | 703.9 | 0.1 | RMS | 703.9 | -20.9 | -13 | Pass | 401 |
| 703.9 | 704 | 0.03 | RMS | 704 | -20.44 | -13 | Pass | 401 |
| 704 | 709 | 0.1 | RMS | 704.325 | 20.6 | 30 | Pass | 401 |



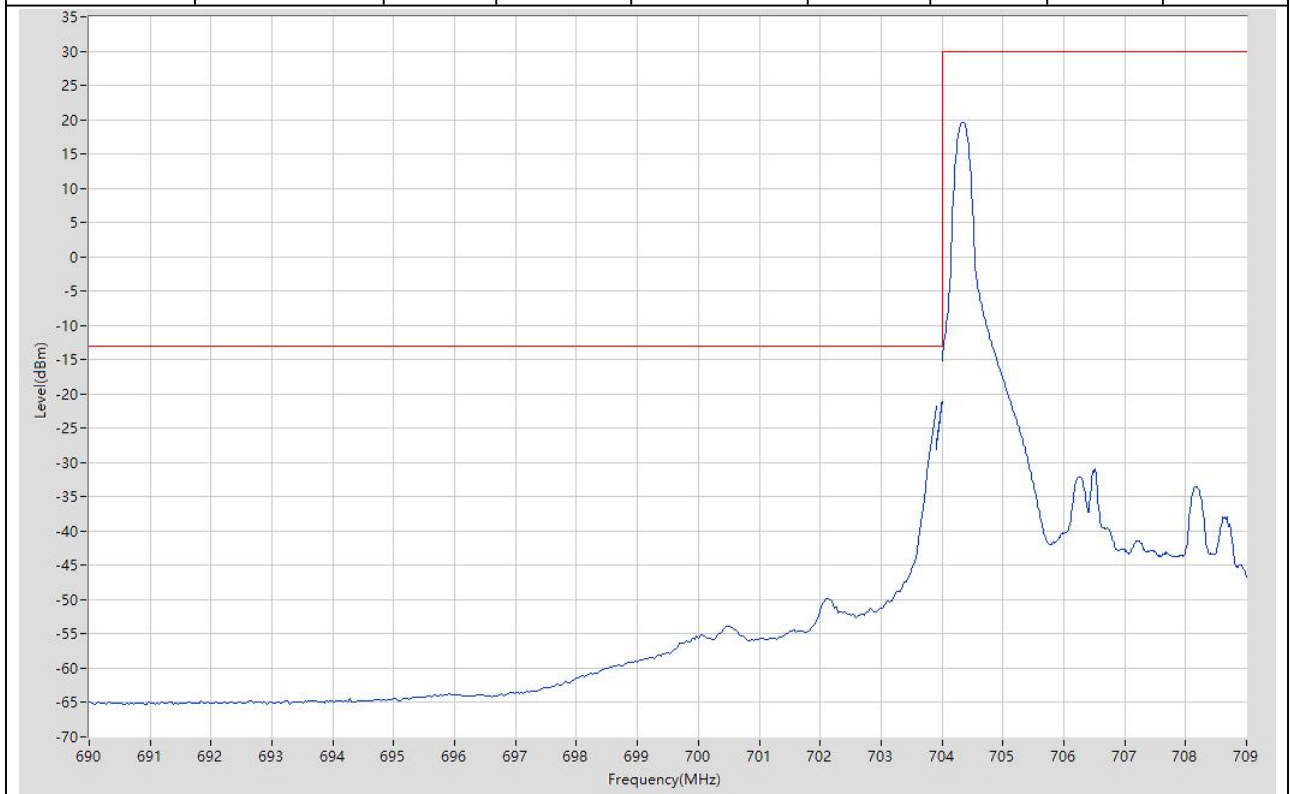
14.2. LTE Band Edge(NTNV)(Subtest:2, Channel:23755, Bandwidth:5, Modulation:QPSK, RB Number: 25, RB Position:LOW)

| Start Frequency (MHz) | Stop Frequency (MHz) | RBW (MHz) | Detector | Frequency (MHz) | Power (dBm) | Limit (dBm) | Verdict | Sweep Point |
|-----------------------|----------------------|-----------|----------|-----------------|-------------|-------------|---------|-------------|
| 690 | 703.9 | 0.1 | RMS | 703.9 | -29.77 | -13 | Pass | 401 |
| 703.9 | 704 | 0.03 | RMS | 704 | -32.51 | -13 | Pass | 401 |
| 704 | 709 | 0.1 | RMS | 705.65 | 6.15 | 30 | Pass | 401 |



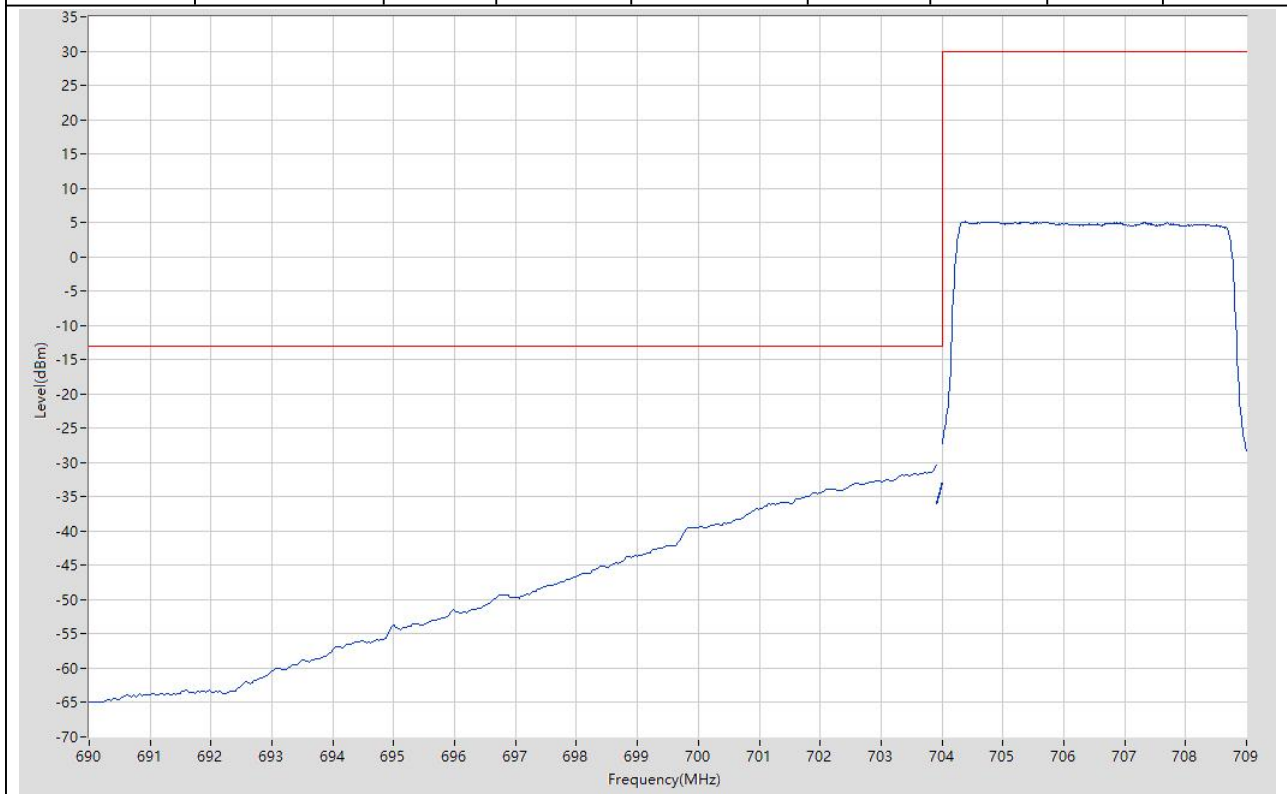
14.3. LTE Band Edge(NTNV)(Subtest:3, Channel:23755, Bandwidth:5, Modulation:Q16, RB Number: 1, RB Position:LOW)

| Start Frequency (MHz) | Stop Frequency (MHz) | RBW (MHz) | Detector | Frequency (MHz) | Power (dBm) | Limit (dBm) | Verdict | Sweep Point |
|-----------------------|----------------------|-----------|----------|-----------------|-------------|-------------|---------|-------------|
| 690 | 703.9 | 0.1 | RMS | 703.9 | -21.71 | -13 | Pass | 401 |
| 703.9 | 704 | 0.03 | RMS | 704 | -21.16 | -13 | Pass | 401 |
| 704 | 709 | 0.1 | RMS | 704.35 | 19.65 | 30 | Pass | 401 |



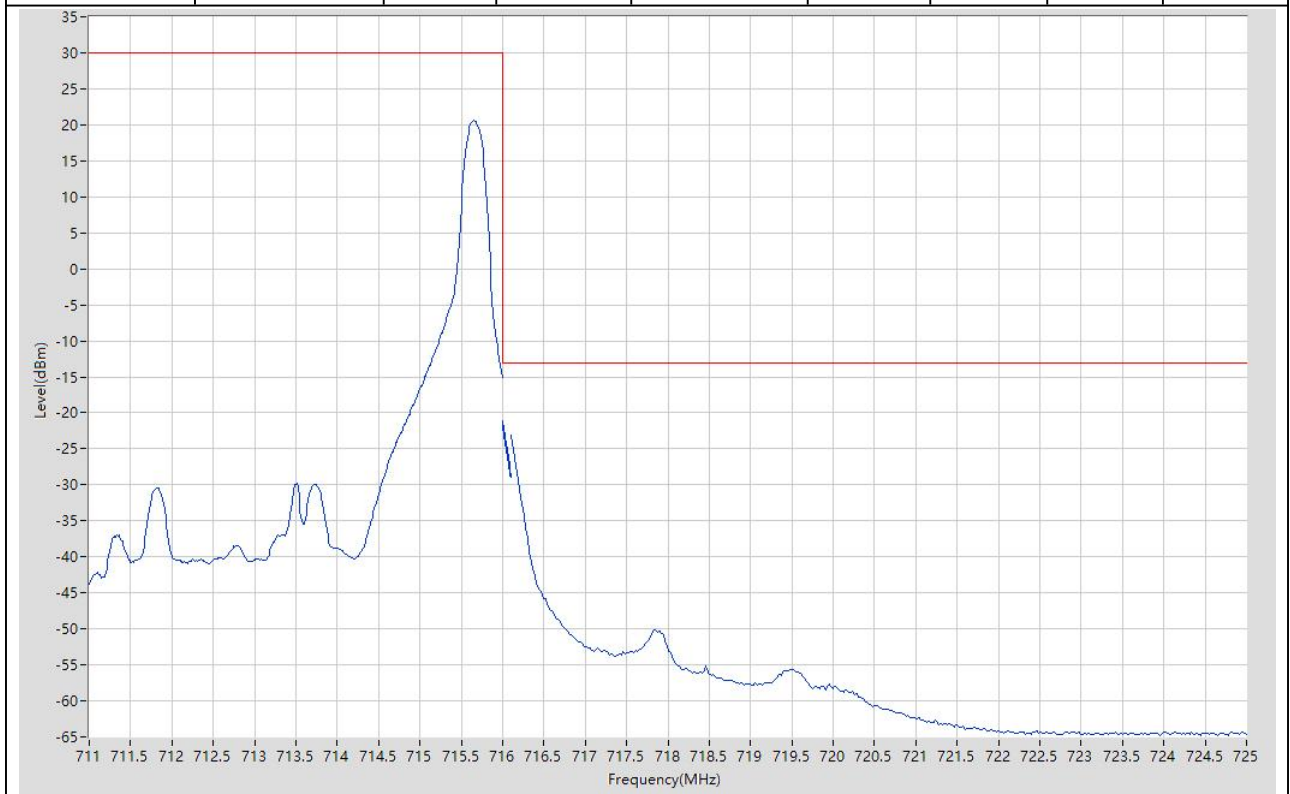
14.4. LTE Band Edge(NTNV)(Subtest:4, Channel:23755, Bandwidth:5, Modulation:Q16, RB Number: 25, RB Position:LOW)

| Start Frequency (MHz) | Stop Frequency (MHz) | RBW (MHz) | Detector | Frequency (MHz) | Power (dBm) | Limit (dBm) | Verdict | Sweep Point |
|-----------------------|----------------------|-----------|----------|-----------------|-------------|-------------|---------|-------------|
| 690 | 703.9 | 0.1 | RMS | 703.9 | -30.45 | -13 | Pass | 401 |
| 703.9 | 704 | 0.03 | RMS | 704 | -33.07 | -13 | Pass | 401 |
| 704 | 709 | 0.1 | RMS | 704.375 | 5.13 | 30 | Pass | 401 |



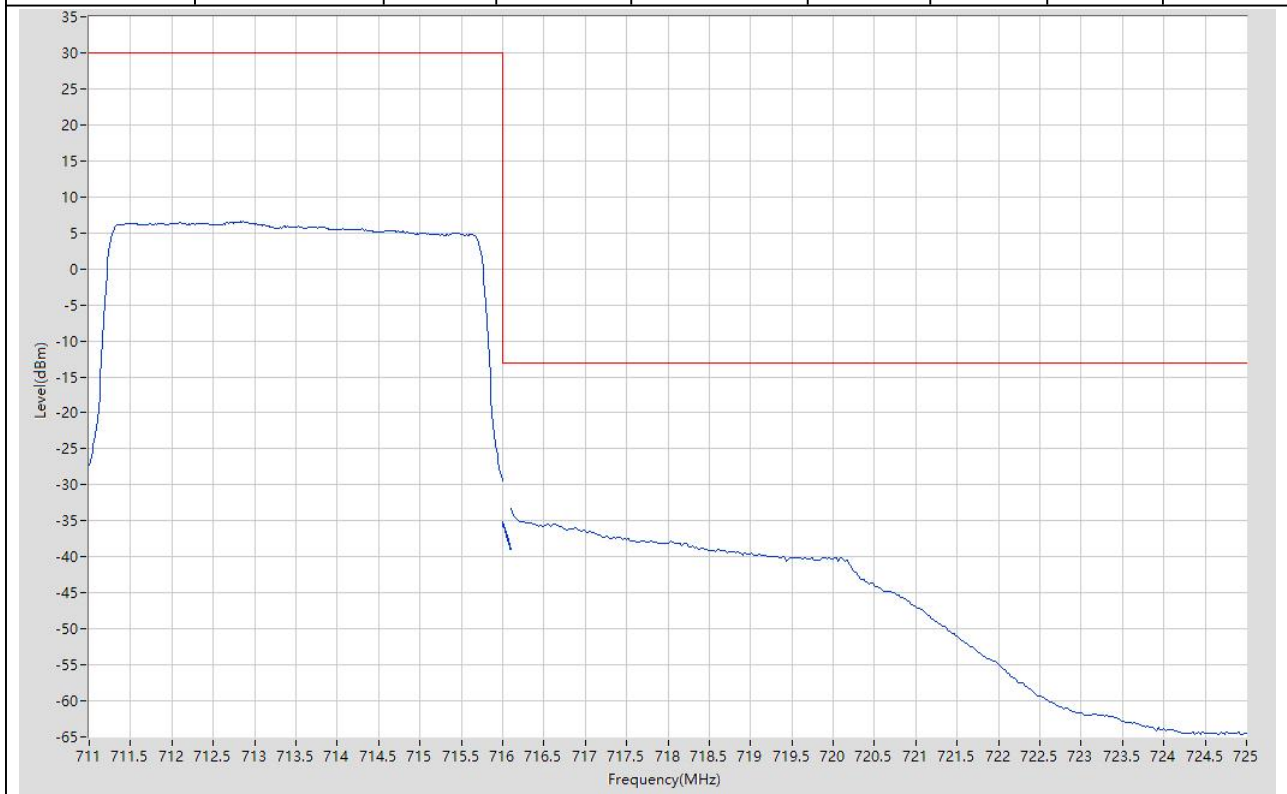
14.5. LTE Band Edge(NTNV)(Subtest:5, Channel:23825, Bandwidth:5, Modulation:QPSK, RB Number: 1, RB Position:HIGH)

| Start Frequency (MHz) | Stop Frequency (MHz) | RBW (MHz) | Detector | Frequency (MHz) | Power (dBm) | Limit (dBm) | Verdict | Sweep Point |
|-----------------------|----------------------|-----------|----------|-----------------|-------------|-------------|---------|-------------|
| 711 | 716 | 0.1 | RMS | 715.65 | 20.58 | 30 | Pass | 401 |
| 716 | 716.1 | 0.03 | RMS | 716 | -21.11 | -13 | Pass | 401 |
| 716.1 | 725 | 0.1 | RMS | 716.1 | -23.03 | -13 | Pass | 401 |



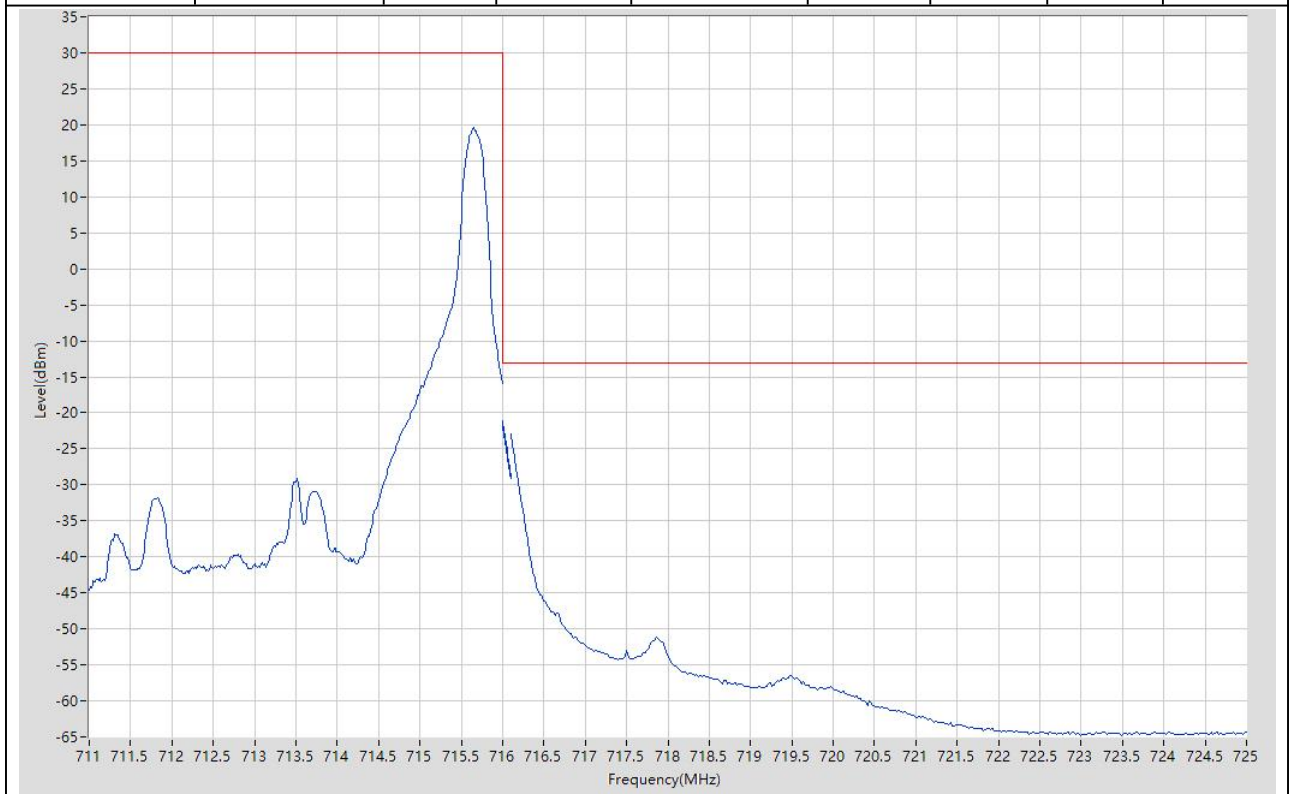
14.6. LTE Band Edge(NTNV)(Subtest:6, Channel:23825, Bandwidth:5, Modulation:QPSK, RB Number: 25, RB Position:HIGH)

| Start Frequency (MHz) | Stop Frequency (MHz) | RBW (MHz) | Detector | Frequency (MHz) | Power (dBm) | Limit (dBm) | Verdict | Sweep Point |
|-----------------------|----------------------|-----------|----------|-----------------|-------------|-------------|---------|-------------|
| 711 | 716 | 0.1 | RMS | 712.838 | 6.57 | 30 | Pass | 401 |
| 716 | 716.1 | 0.03 | RMS | 716.001 | -35.14 | -13 | Pass | 401 |
| 716.1 | 725 | 0.1 | RMS | 716.1 | -33.3 | -13 | Pass | 401 |



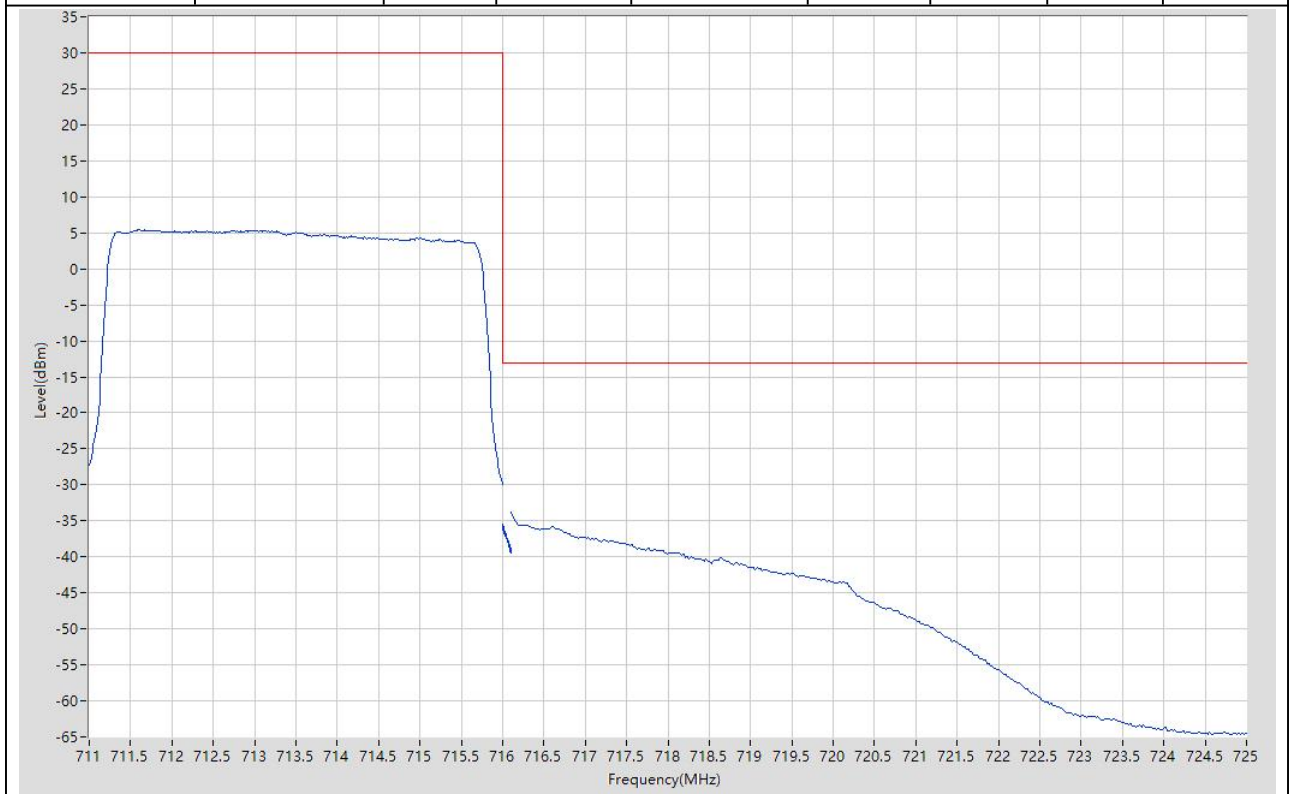
14.7. LTE Band Edge(NTNV)(Subtest:7, Channel:23825, Bandwidth:5, Modulation:Q16, RB Number: 1, RB Position:HIGH)

| Start Frequency (MHz) | Stop Frequency (MHz) | RBW (MHz) | Detector | Frequency (MHz) | Power (dBm) | Limit (dBm) | Verdict | Sweep Point |
|-----------------------|----------------------|-----------|----------|-----------------|-------------|-------------|---------|-------------|
| 711 | 716 | 0.1 | RMS | 715.65 | 19.7 | 30 | Pass | 401 |
| 716 | 716.1 | 0.03 | RMS | 716.001 | -21.15 | -13 | Pass | 401 |
| 716.1 | 725 | 0.1 | RMS | 716.1 | -22.99 | -13 | Pass | 401 |



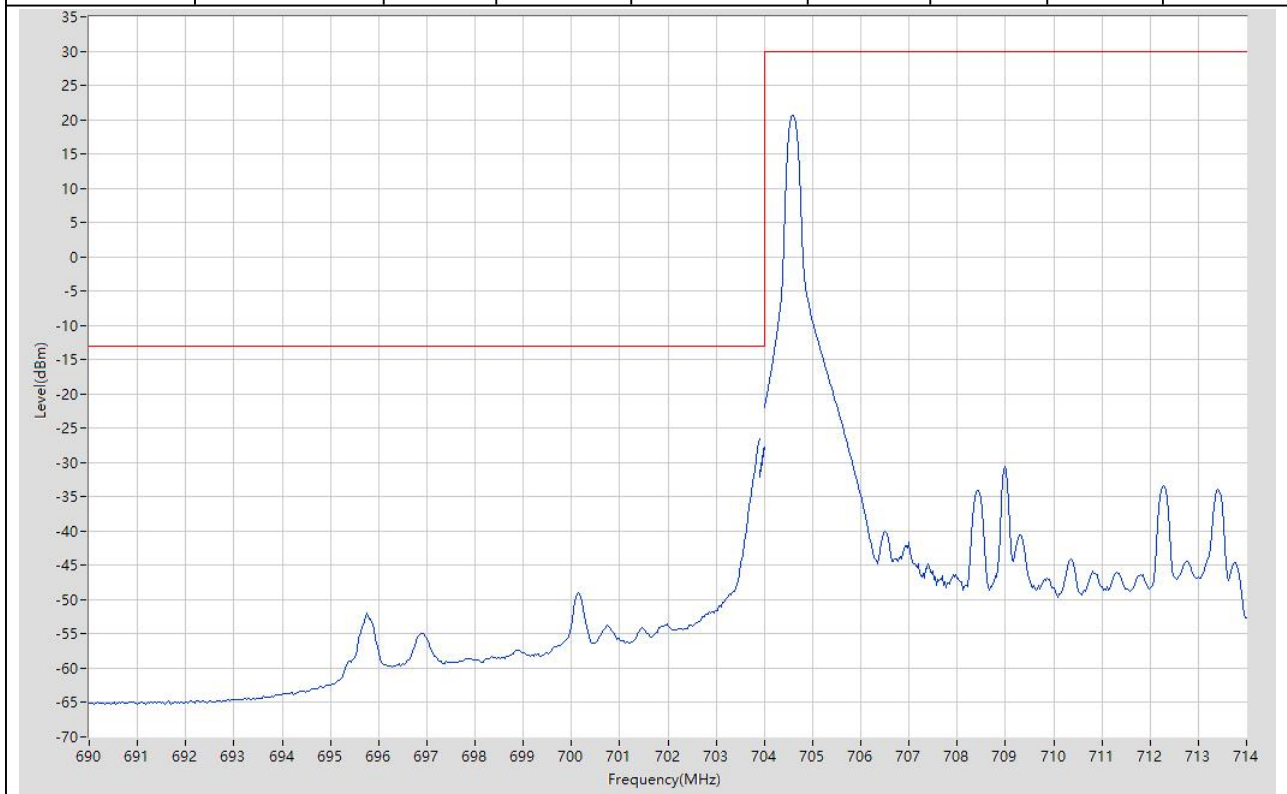
14.8. LTE Band Edge(NTNV)(Subtest:8, Channel:23825, Bandwidth:5, Modulation:Q16, RB Number: 25, RB Position:HIGH)

| Start Frequency (MHz) | Stop Frequency (MHz) | RBW (MHz) | Detector | Frequency (MHz) | Power (dBm) | Limit (dBm) | Verdict | Sweep Point |
|-----------------------|----------------------|-----------|----------|-----------------|-------------|-------------|---------|-------------|
| 711 | 716 | 0.1 | RMS | 711.588 | 5.44 | 30 | Pass | 401 |
| 716 | 716.1 | 0.03 | RMS | 716 | -35.41 | -13 | Pass | 401 |
| 716.1 | 725 | 0.1 | RMS | 716.1 | -33.77 | -13 | Pass | 401 |



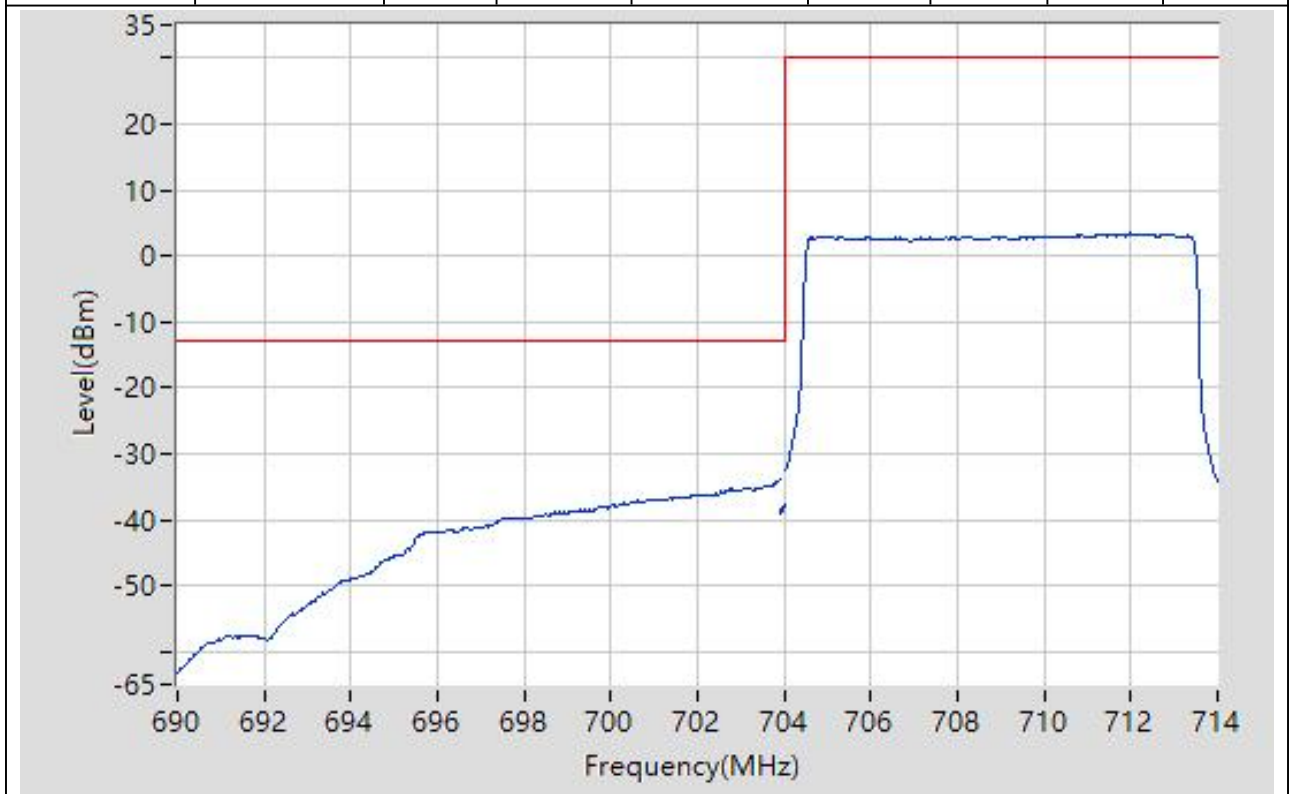
14.9. LTE Band Edge(NTNV)(Subtest:9, Channel:23780, Bandwidth:10, Modulation:QPSK, RB Number: 1, RB Position:LOW)

| Start Frequency (MHz) | Stop Frequency (MHz) | RBW (MHz) | Detector | Frequency (MHz) | Power (dBm) | Limit (dBm) | Verdict | Sweep Point |
|-----------------------|----------------------|-----------|----------|-----------------|-------------|-------------|---------|-------------|
| 690 | 703.9 | 0.1 | RMS | 703.9 | -26.46 | -13 | Pass | 401 |
| 703.9 | 704 | 0.03 | RMS | 704 | -27.7 | -13 | Pass | 401 |
| 704 | 714 | 0.1 | RMS | 704.575 | 20.64 | 30 | Pass | 401 |



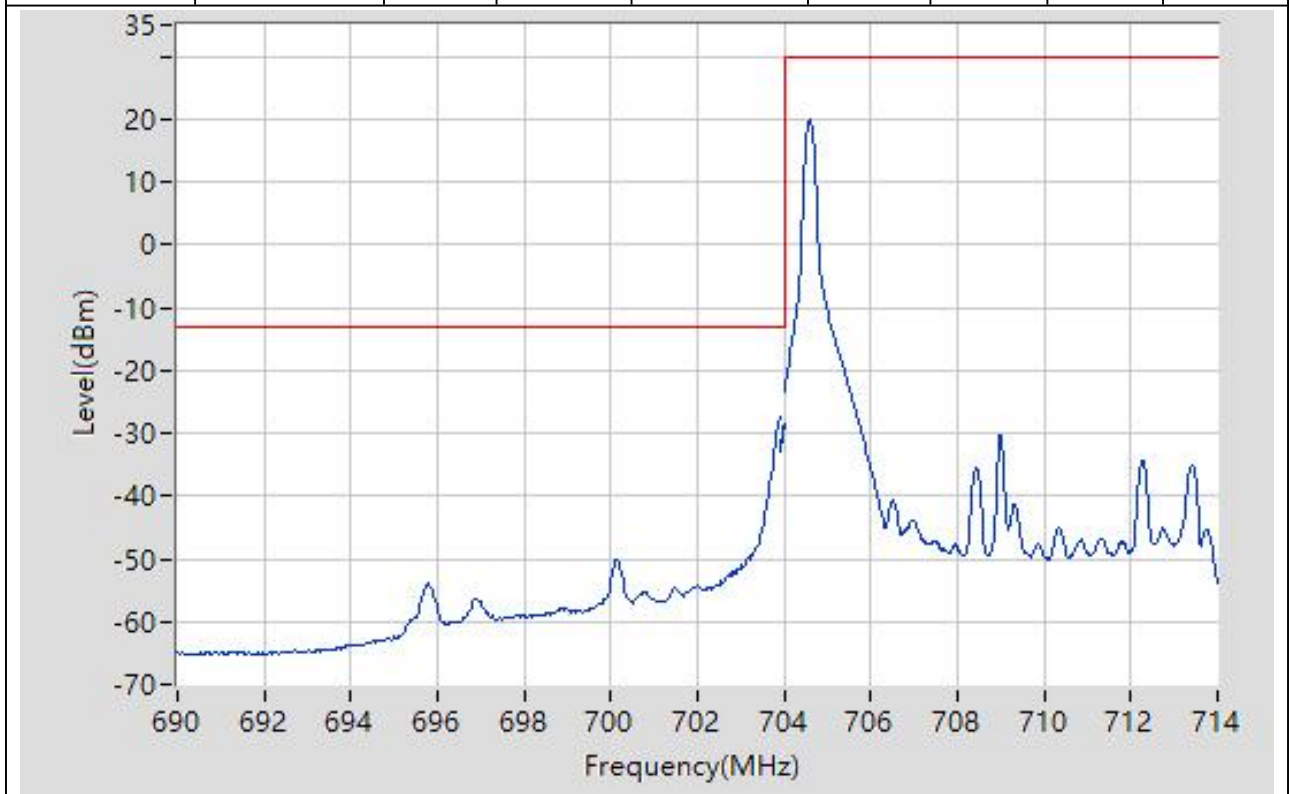
14.10. LTE Band Edge(NTNV)(Subtest:10, Channel:23780, Bandwidth:10, Modulation:QPSK, RB Number: 50, RB Position:LOW)

| Start Frequency (MHz) | Stop Frequency (MHz) | RBW (MHz) | Detector | Frequency (MHz) | Power (dBm) | Limit (dBm) | Verdict | Sweep Point |
|-----------------------|----------------------|-----------|----------|-----------------|-------------|-------------|---------|-------------|
| 690 | 703.9 | 0.1 | RMS | 703.9 | -33.79 | -13 | Pass | 401 |
| 703.9 | 704 | 0.03 | RMS | 703.997 | -37.87 | -13 | Pass | 401 |
| 704 | 714 | 0.1 | RMS | 712 | 3.39 | 30 | Pass | 401 |



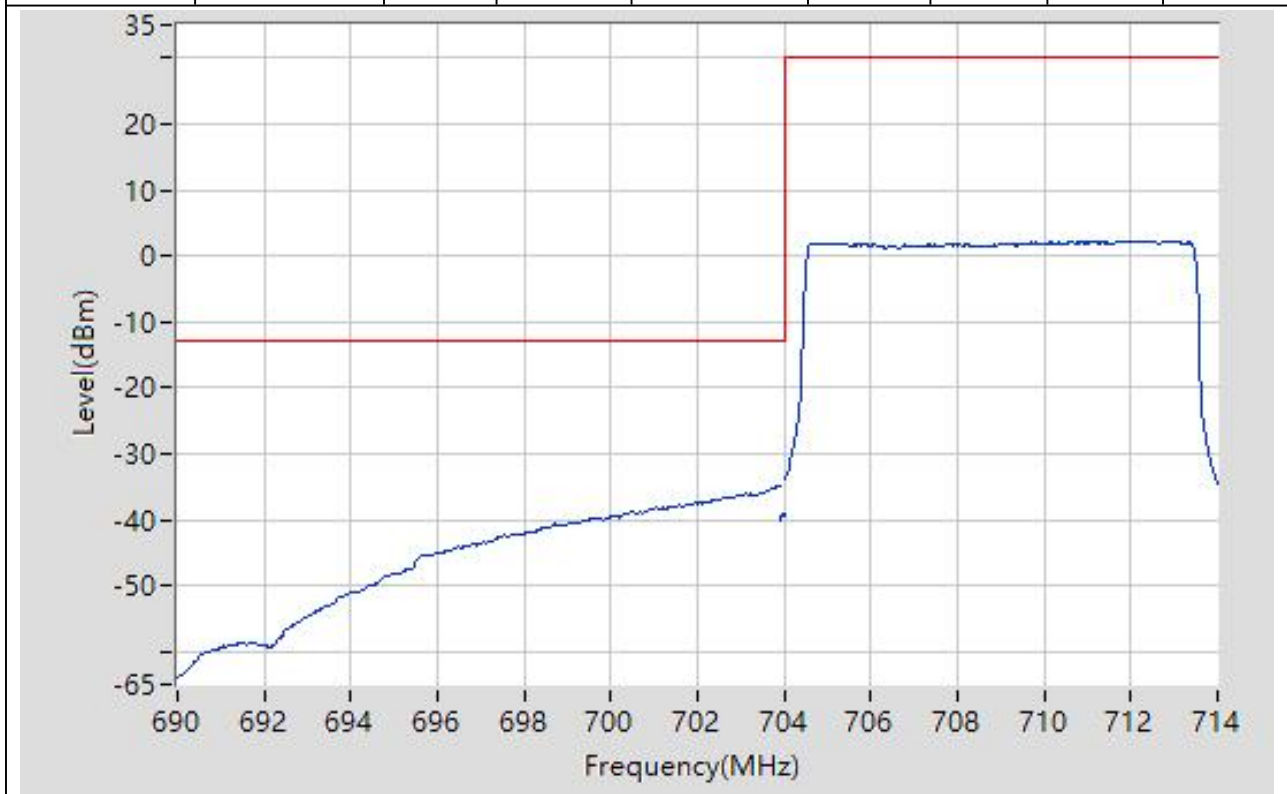
14.11. LTE Band Edge(NTNV)(Subtest:11, Channel:23780, Bandwidth:10, Modulation:Q16, RB Number: 1, RB Position:LOW)

| Start Frequency (MHz) | Stop Frequency (MHz) | RBW (MHz) | Detector | Frequency (MHz) | Power (dBm) | Limit (dBm) | Verdict | Sweep Point |
|-----------------------|----------------------|-----------|----------|-----------------|-------------|-------------|---------|-------------|
| 690 | 703.9 | 0.1 | RMS | 703.9 | -27.27 | -13 | Pass | 401 |
| 703.9 | 704 | 0.03 | RMS | 704 | -28.62 | -13 | Pass | 401 |
| 704 | 714 | 0.1 | RMS | 704.6 | 19.79 | 30 | Pass | 401 |



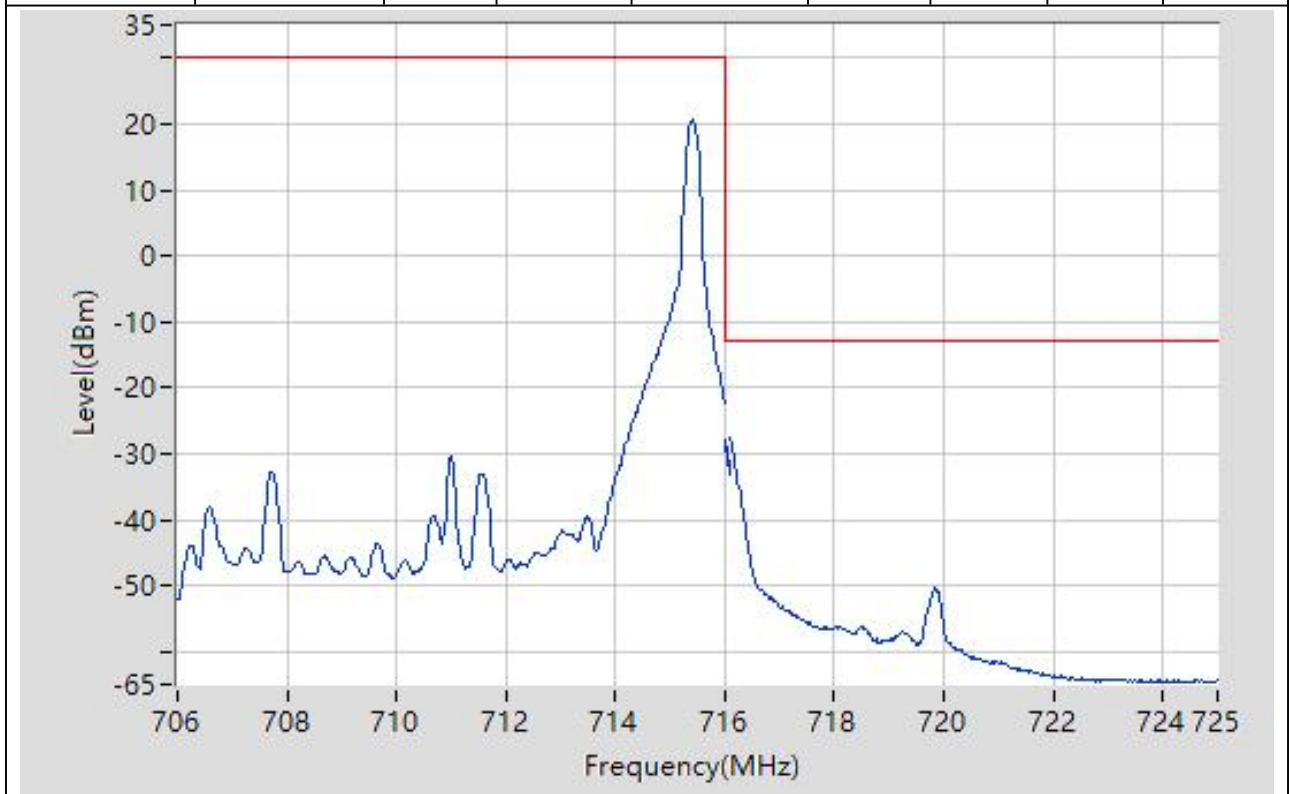
14.12. LTE Band Edge(NTNV)(Subtest:12, Channel:23780, Bandwidth:10, Modulation:Q16, RB Number: 50, RB Position:LOW)

| Start Frequency (MHz) | Stop Frequency (MHz) | RBW (MHz) | Detector | Frequency (MHz) | Power (dBm) | Limit (dBm) | Verdict | Sweep Point |
|-----------------------|----------------------|-----------|----------|-----------------|-------------|-------------|---------|-------------|
| 690 | 703.9 | 0.1 | RMS | 703.9 | -34.8 | -13 | Pass | 401 |
| 703.9 | 704 | 0.03 | RMS | 703.978 | -39.26 | -13 | Pass | 401 |
| 704 | 714 | 0.1 | RMS | 713.075 | 2.28 | 30 | Pass | 401 |



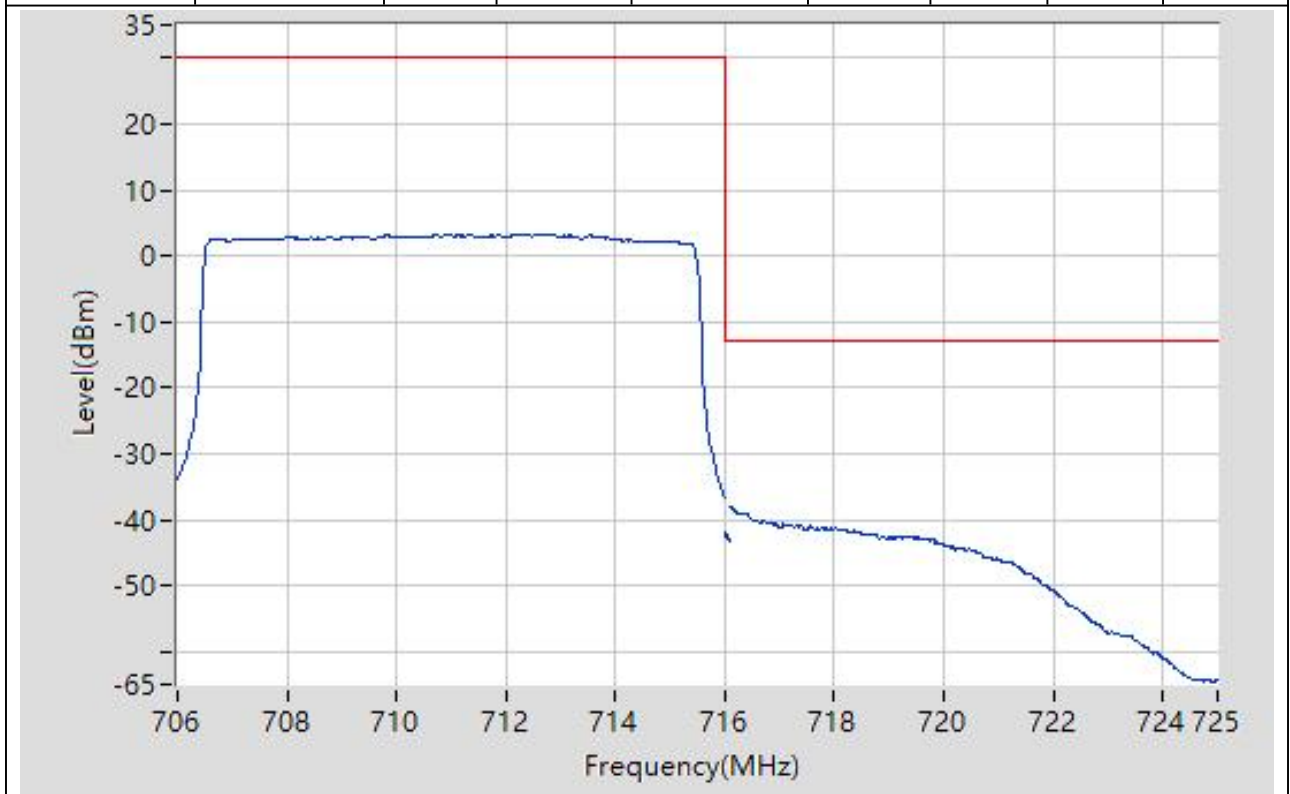
14.13. LTE Band Edge(NTNV)(Subtest:13, Channel:23800, Bandwidth:10, Modulation:QPSK, RB Number: 1, RB Position:HIGH)

| Start Frequency (MHz) | Stop Frequency (MHz) | RBW (MHz) | Detector | Frequency (MHz) | Power (dBm) | Limit (dBm) | Verdict | Sweep Point |
|-----------------------|----------------------|-----------|----------|-----------------|-------------|-------------|---------|-------------|
| 706 | 716 | 0.1 | RMS | 715.4 | 20.55 | 30 | Pass | 401 |
| 716 | 716.1 | 0.03 | RMS | 716 | -28.07 | -13 | Pass | 401 |
| 716.1 | 725 | 0.1 | RMS | 716.1 | -27.42 | -13 | Pass | 401 |



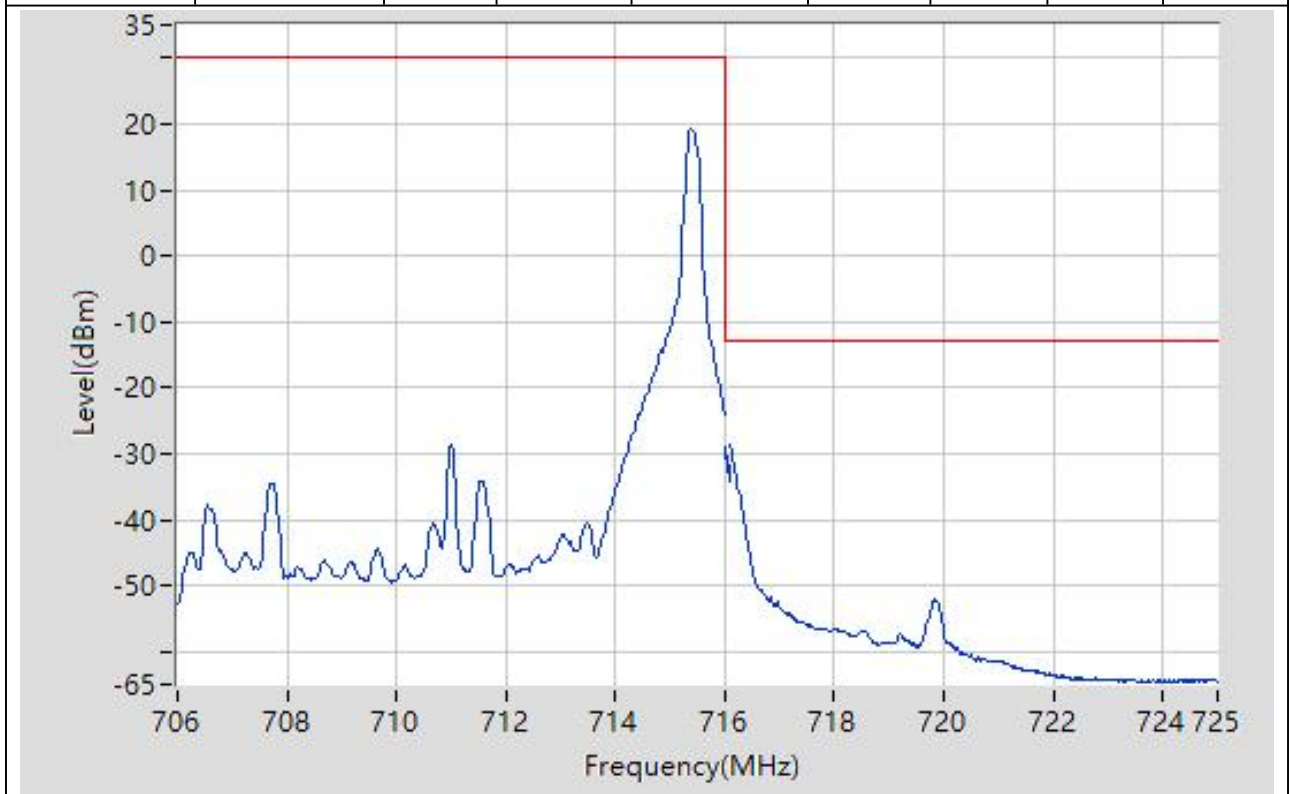
14.14. LTE Band Edge(NTNV)(Subtest:14, Channel:23800, Bandwidth:10, Modulation:QPSK, RB Number: 50, RB Position:HIGH)

| Start Frequency (MHz) | Stop Frequency (MHz) | RBW (MHz) | Detector | Frequency (MHz) | Power (dBm) | Limit (dBm) | Verdict | Sweep Point |
|-----------------------|----------------------|-----------|----------|-----------------|-------------|-------------|---------|-------------|
| 706 | 716 | 0.1 | RMS | 712.375 | 3.3 | 30 | Pass | 401 |
| 716 | 716.1 | 0.03 | RMS | 716.001 | -41.95 | -13 | Pass | 401 |
| 716.1 | 725 | 0.1 | RMS | 716.1 | -37.96 | -13 | Pass | 401 |



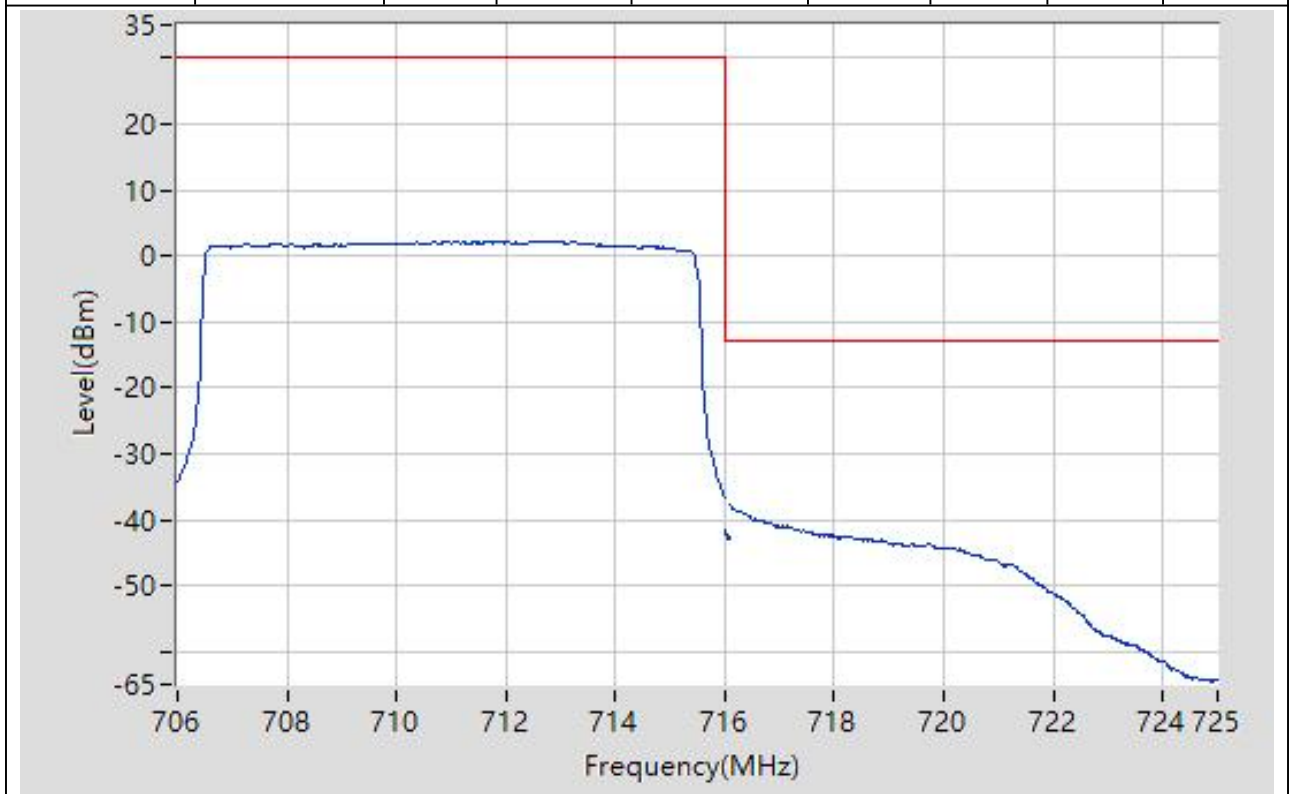
14.15. LTE Band Edge(NTNV)(Subtest:15, Channel:23800, Bandwidth:10, Modulation:Q16, RB Number: 1, RB Position:HIGH)

| Start Frequency (MHz) | Stop Frequency (MHz) | RBW (MHz) | Detector | Frequency (MHz) | Power (dBm) | Limit (dBm) | Verdict | Sweep Point |
|-----------------------|----------------------|-----------|----------|-----------------|-------------|-------------|---------|-------------|
| 706 | 716 | 0.1 | RMS | 715.375 | 19.23 | 30 | Pass | 401 |
| 716 | 716.1 | 0.03 | RMS | 716.002 | -28.92 | -13 | Pass | 401 |
| 716.1 | 725 | 0.1 | RMS | 716.1 | -28.5 | -13 | Pass | 401 |



14.16. LTE Band Edge(NTNV)(Subtest:16, Channel:23800, Bandwidth:10, Modulation:Q16, RB Number: 50, RB Position:HIGH)

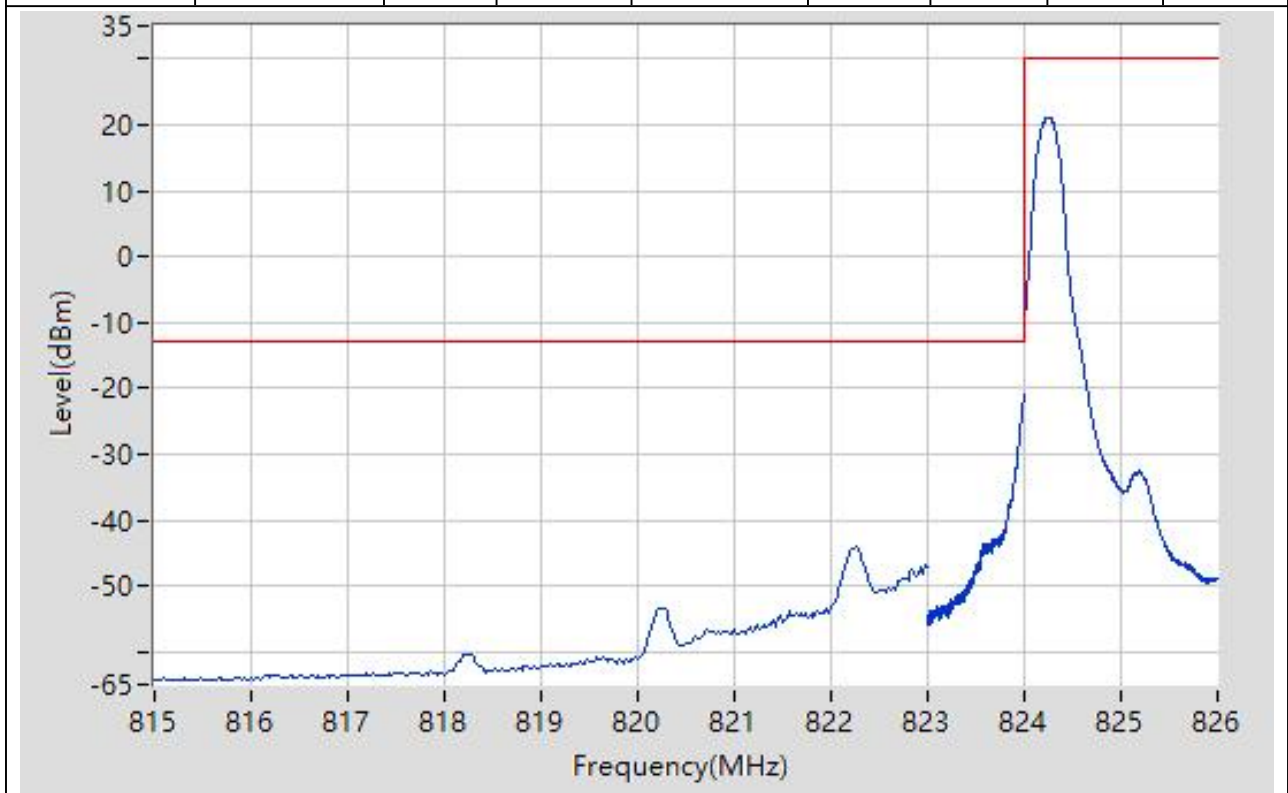
| Start Frequency (MHz) | Stop Frequency (MHz) | RBW (MHz) | Detector | Frequency (MHz) | Power (dBm) | Limit (dBm) | Verdict | Sweep Point |
|-----------------------|----------------------|-----------|----------|-----------------|-------------|-------------|---------|-------------|
| 706 | 716 | 0.1 | RMS | 713 | 2.22 | 30 | Pass | 401 |
| 716 | 716.1 | 0.03 | RMS | 716.005 | -41.61 | -13 | Pass | 401 |
| 716.1 | 725 | 0.1 | RMS | 716.1 | -37.8 | -13 | Pass | 401 |



15. LTE_Band26(part22)

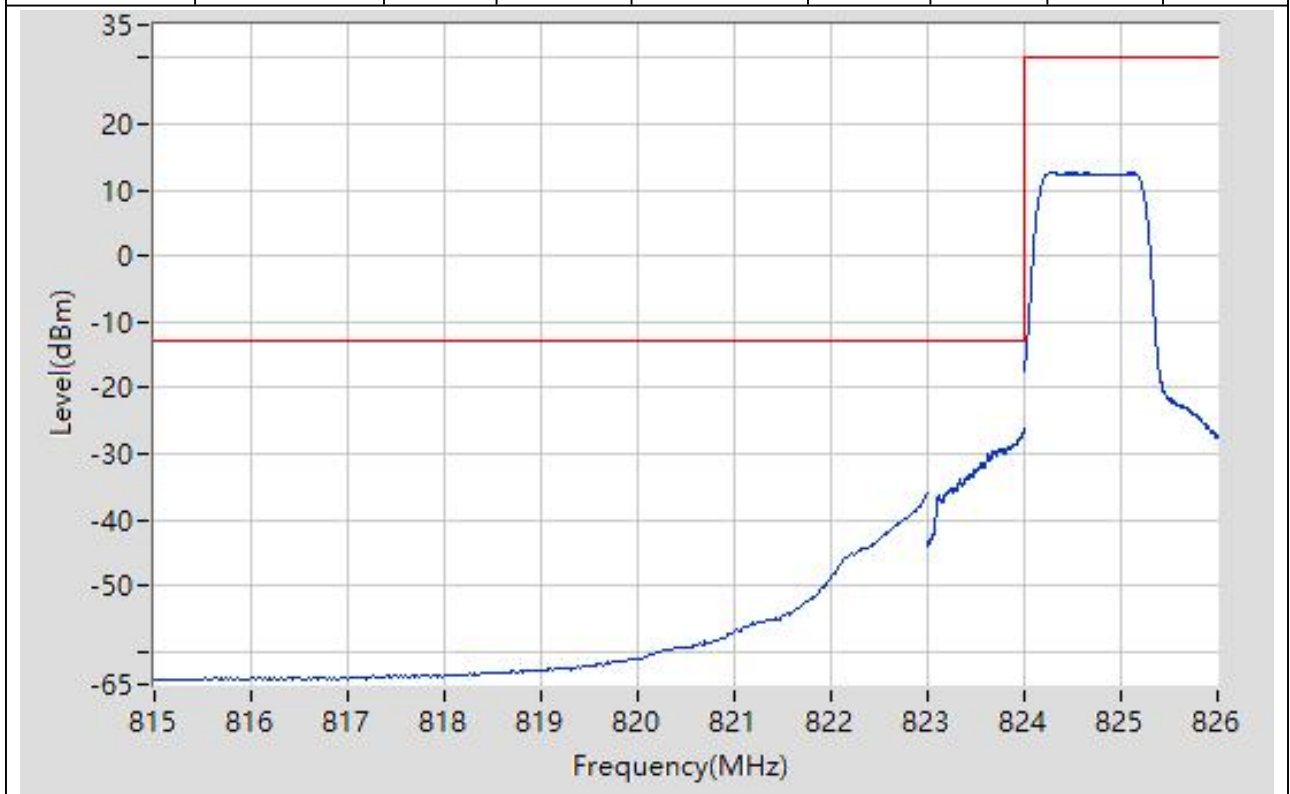
15.1. LTE Band Edge(NTNV)(Subtest:1, Channel:26797, Bandwidth:1.4, Modulation:QPSK, RB Number: 1, RB Position:LOW)

| Start Frequency (MHz) | Stop Frequency (MHz) | RBW (MHz) | Detector | Frequency (MHz) | Power (dBm) | Limit (dBm) | Verdict | Sweep Point |
|-----------------------|----------------------|-----------|----------|-----------------|-------------|-------------|---------|-------------|
| 815 | 823 | 0.1 | RMS | 822.26 | -44.13 | -13 | Pass | 401 |
| 823 | 824 | 0.02 | RMS | 824 | -20.93 | -13 | Pass | 401 |
| 824 | 826 | 0.1 | RMS | 824.24 | 21.09 | 30 | Pass | 401 |



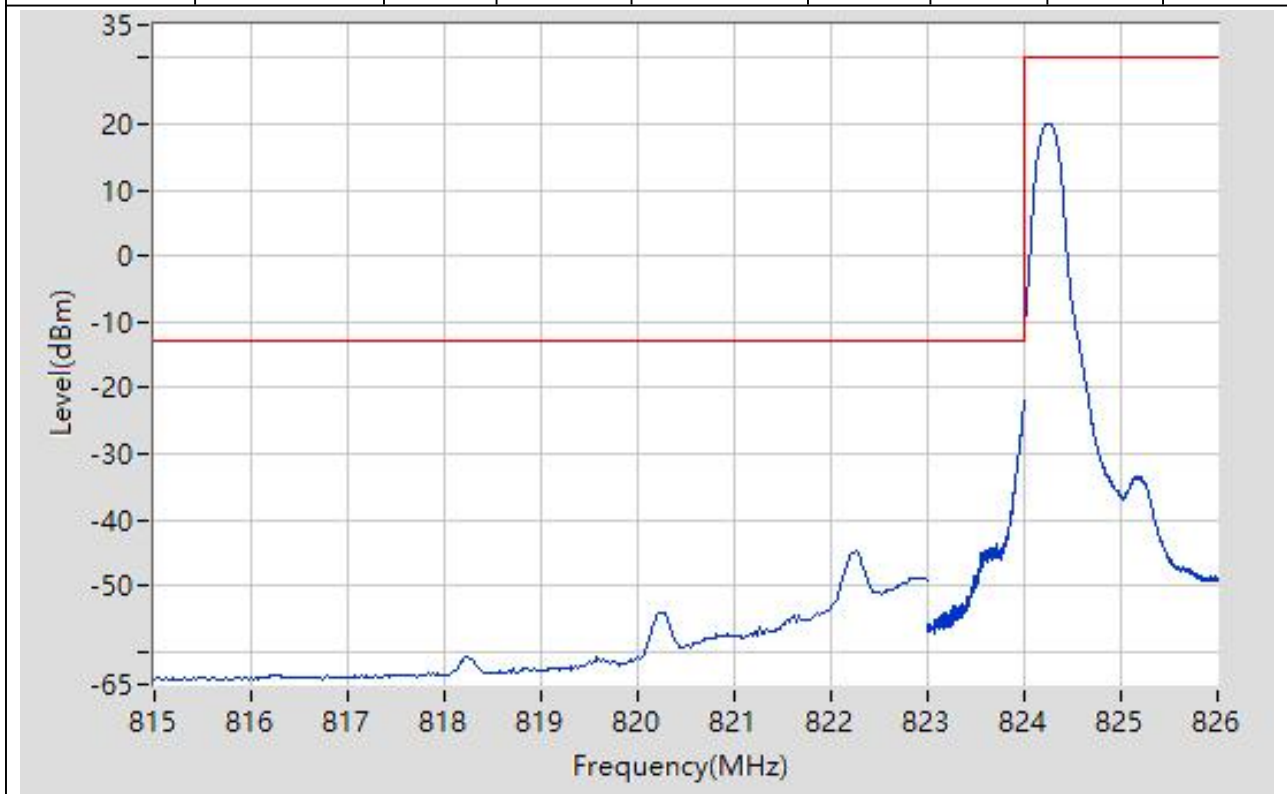
15.2. LTE Band Edge(NTNV)(Subtest:2, Channel:26797, Bandwidth:1.4, Modulation:QPSK, RB Number: 6, RB Position:LOW)

| Start Frequency (MHz) | Stop Frequency (MHz) | RBW (MHz) | Detector | Frequency (MHz) | Power (dBm) | Limit (dBm) | Verdict | Sweep Point |
|-----------------------|----------------------|-----------|----------|-----------------|-------------|-------------|---------|-------------|
| 815 | 823 | 0.1 | RMS | 823 | -36.11 | -13 | Pass | 401 |
| 823 | 824 | 0.02 | RMS | 824 | -26.21 | -13 | Pass | 401 |
| 824 | 826 | 0.1 | RMS | 824.27 | 12.63 | 30 | Pass | 401 |



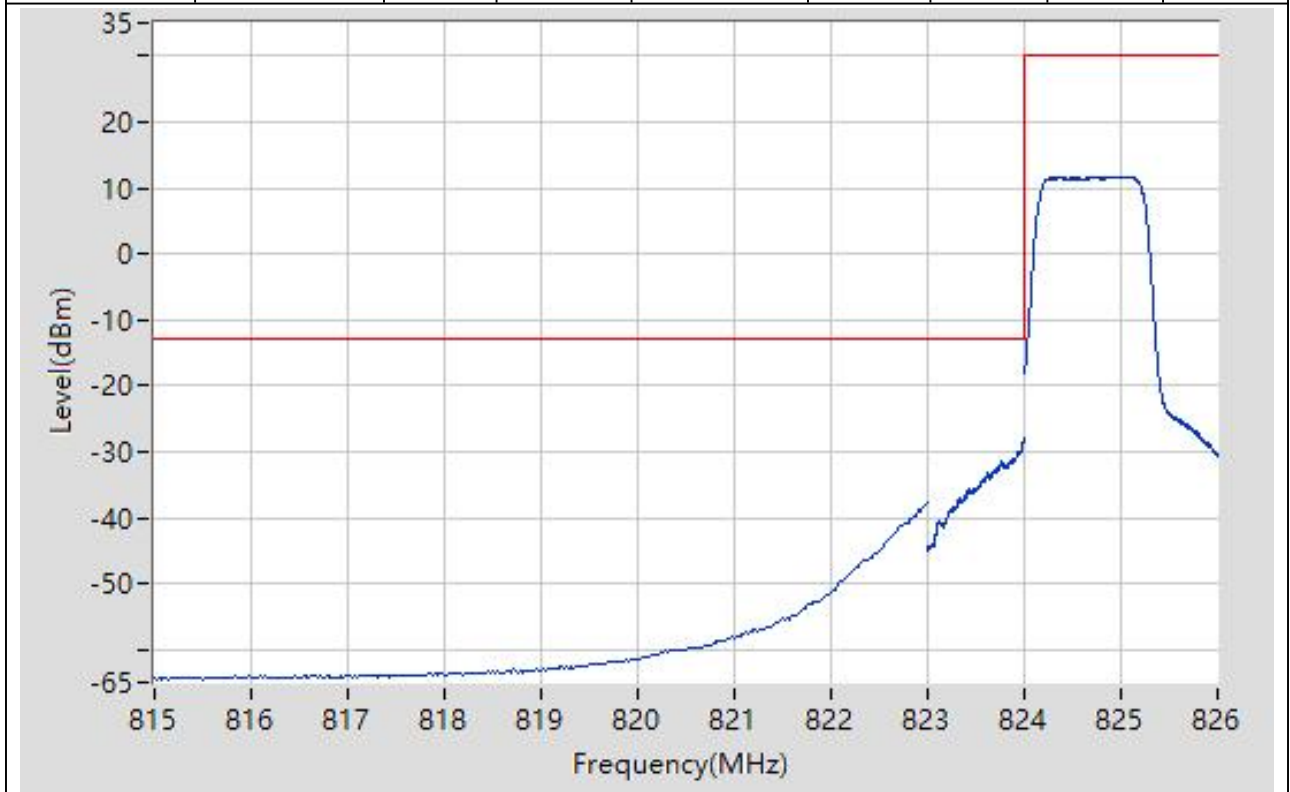
15.3. LTE Band Edge(NTNV)(Subtest:3, Channel:26797, Bandwidth:1.4, Modulation:Q16, RB Number: 1, RB Position:LOW)

| Start Frequency (MHz) | Stop Frequency (MHz) | RBW (MHz) | Detector | Frequency (MHz) | Power (dBm) | Limit (dBm) | Verdict | Sweep Point |
|-----------------------|----------------------|-----------|----------|-----------------|-------------|-------------|---------|-------------|
| 815 | 823 | 0.1 | RMS | 822.26 | -44.79 | -13 | Pass | 401 |
| 823 | 824 | 0.02 | RMS | 824 | -22.07 | -13 | Pass | 401 |
| 824 | 826 | 0.1 | RMS | 824.26 | 19.99 | 30 | Pass | 401 |



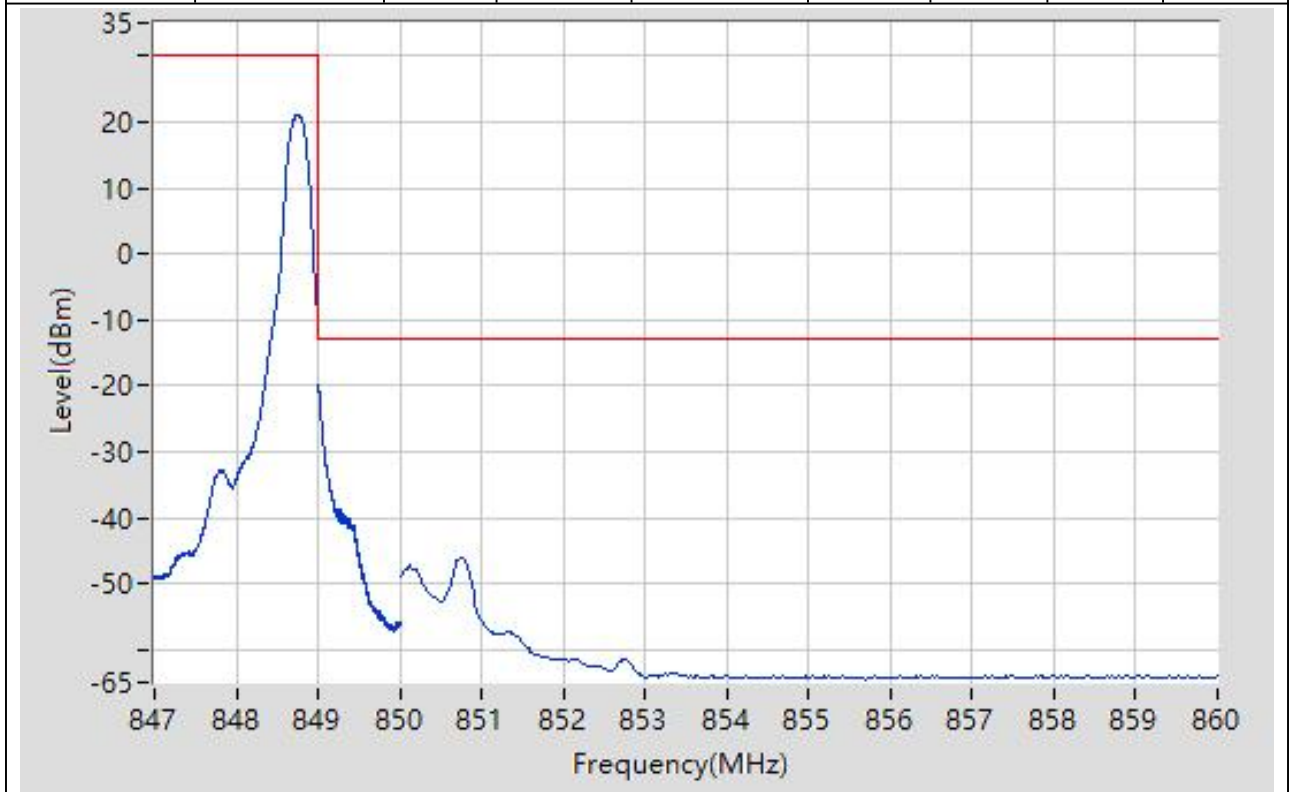
15.4. LTE Band Edge(NTNV)(Subtest:4, Channel:26797, Bandwidth:1.4, Modulation:Q16, RB Number: 6, RB Position:LOW)

| Start Frequency (MHz) | Stop Frequency (MHz) | RBW (MHz) | Detector | Frequency (MHz) | Power (dBm) | Limit (dBm) | Verdict | Sweep Point |
|-----------------------|----------------------|-----------|----------|-----------------|-------------|-------------|---------|-------------|
| 815 | 823 | 0.1 | RMS | 823 | -37.81 | -13 | Pass | 401 |
| 823 | 824 | 0.02 | RMS | 824 | -27.99 | -13 | Pass | 401 |
| 824 | 826 | 0.1 | RMS | 824.92 | 11.6 | 30 | Pass | 401 |



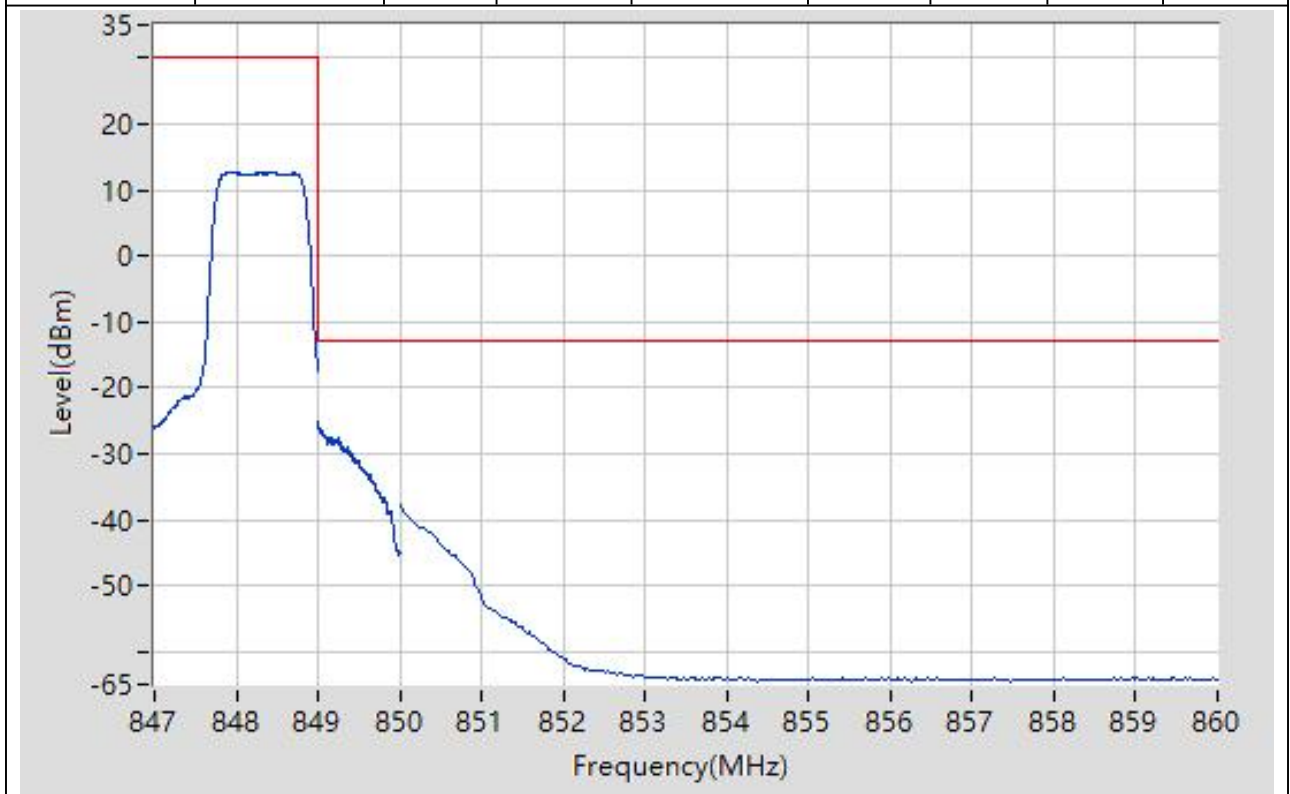
15.5. LTE Band Edge(NTNV)(Subtest:5, Channel:27033, Bandwidth:1.4, Modulation:QPSK, RB Number: 1, RB Position:HIGH)

| Start Frequency (MHz) | Stop Frequency (MHz) | RBW (MHz) | Detector | Frequency (MHz) | Power (dBm) | Limit (dBm) | Verdict | Sweep Point |
|-----------------------|----------------------|-----------|----------|-----------------|-------------|-------------|---------|-------------|
| 847 | 849 | 0.1 | RMS | 848.755 | 21.09 | 30 | Pass | 401 |
| 849 | 850 | 0.02 | RMS | 849.003 | -19.88 | -13 | Pass | 401 |
| 850 | 860 | 0.1 | RMS | 850.75 | -46.08 | -13 | Pass | 401 |



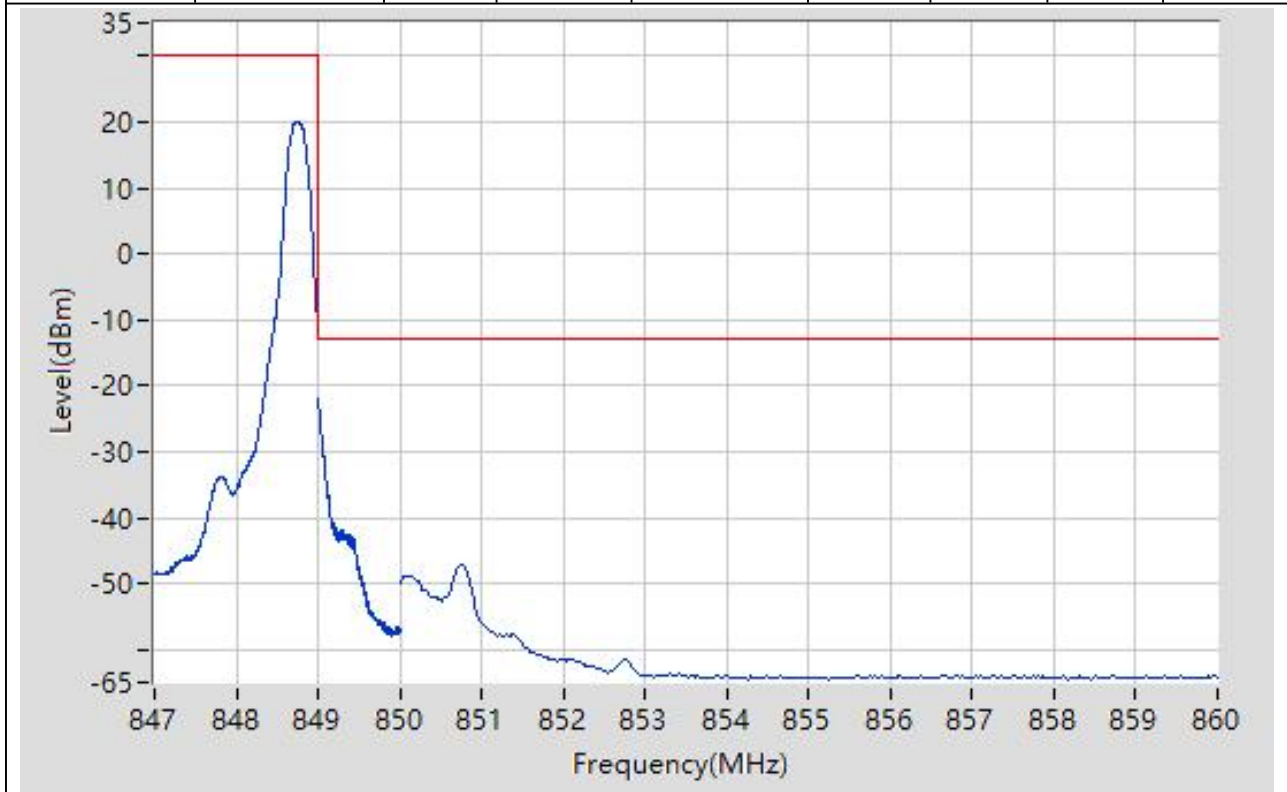
15.6. LTE Band Edge(NTNV)(Subtest:6, Channel:27033, Bandwidth:1.4, Modulation:QPSK, RB Number: 6, RB Position:HIGH)

| Start Frequency (MHz) | Stop Frequency (MHz) | RBW (MHz) | Detector | Frequency (MHz) | Power (dBm) | Limit (dBm) | Verdict | Sweep Point |
|-----------------------|----------------------|-----------|----------|-----------------|-------------|-------------|---------|-------------|
| 847 | 849 | 0.1 | RMS | 848.455 | 12.61 | 30 | Pass | 401 |
| 849 | 850 | 0.02 | RMS | 849 | -25.27 | -13 | Pass | 401 |
| 850 | 860 | 0.1 | RMS | 850 | -37.58 | -13 | Pass | 401 |



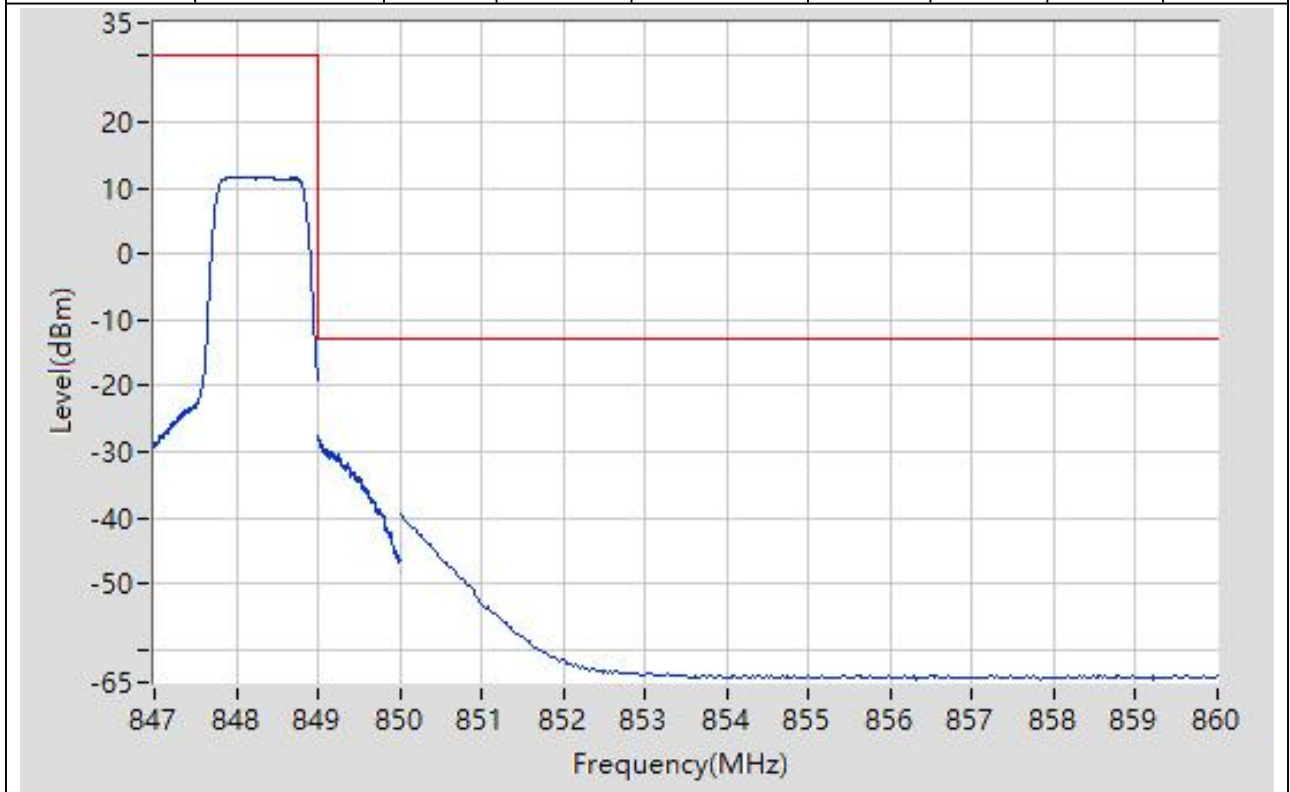
15.7. LTE Band Edge(NTNV)(Subtest:7, Channel:27033, Bandwidth:1.4, Modulation:Q16, RB Number: 1, RB Position:HIGH)

| Start Frequency (MHz) | Stop Frequency (MHz) | RBW (MHz) | Detector | Frequency (MHz) | Power (dBm) | Limit (dBm) | Verdict | Sweep Point |
|-----------------------|----------------------|-----------|----------|-----------------|-------------|-------------|---------|-------------|
| 847 | 849 | 0.1 | RMS | 848.75 | 20.11 | 30 | Pass | 401 |
| 849 | 850 | 0.02 | RMS | 849 | -21.91 | -13 | Pass | 401 |
| 850 | 860 | 0.1 | RMS | 850.775 | -47.27 | -13 | Pass | 401 |



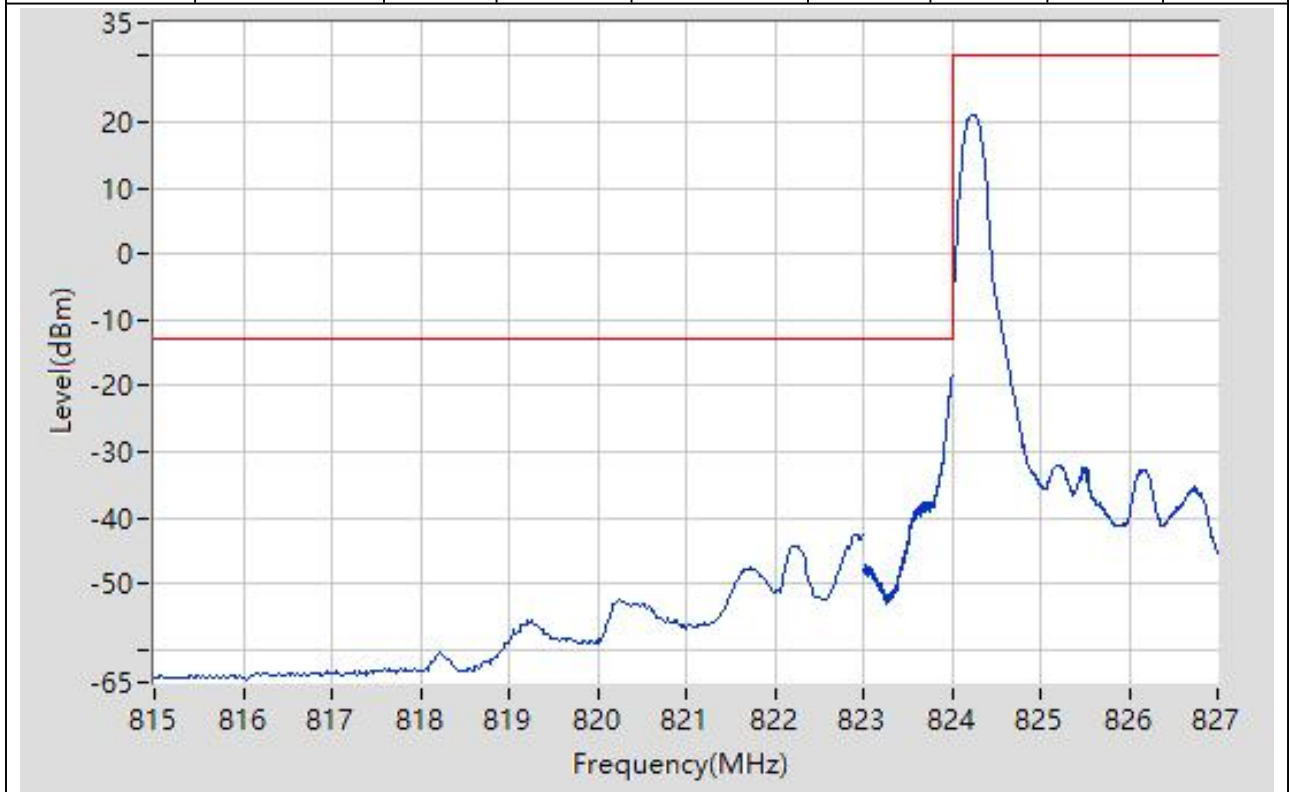
15.8. LTE Band Edge(NTNV)(Subtest:8, Channel:27033, Bandwidth:1.4, Modulation:Q16, RB Number: 6, RB Position:HIGH)

| Start Frequency (MHz) | Stop Frequency (MHz) | RBW (MHz) | Detector | Frequency (MHz) | Power (dBm) | Limit (dBm) | Verdict | Sweep Point |
|-----------------------|----------------------|-----------|----------|-----------------|-------------|-------------|---------|-------------|
| 847 | 849 | 0.1 | RMS | 848.315 | 11.7 | 30 | Pass | 401 |
| 849 | 850 | 0.02 | RMS | 849 | -27.66 | -13 | Pass | 401 |
| 850 | 860 | 0.1 | RMS | 850 | -39.39 | -13 | Pass | 401 |



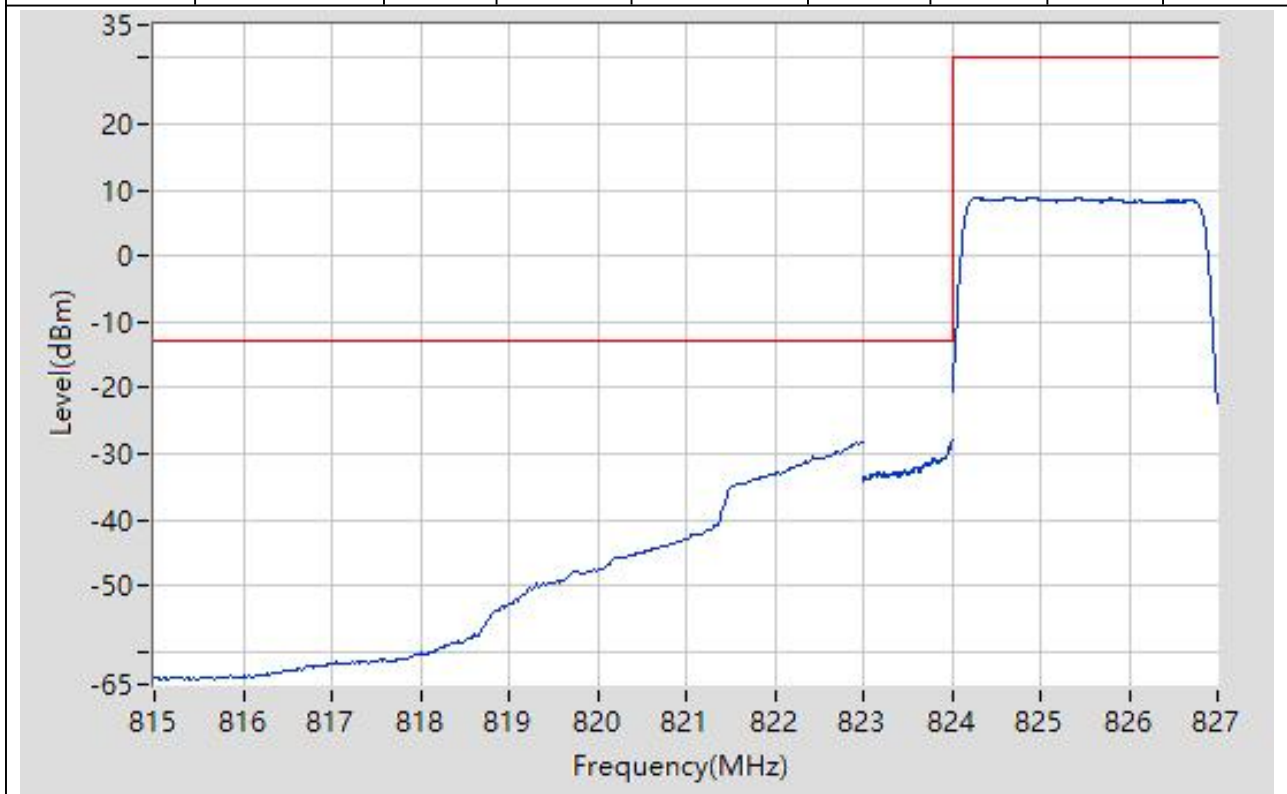
15.9. LTE Band Edge(NTNV)(Subtest:9, Channel:26805, Bandwidth:3, Modulation:QPSK, RB Number: 1, RB Position:LOW)

| Start Frequency (MHz) | Stop Frequency (MHz) | RBW (MHz) | Detector | Frequency (MHz) | Power (dBm) | Limit (dBm) | Verdict | Sweep Point |
|-----------------------|----------------------|-----------|----------|-----------------|-------------|-------------|---------|-------------|
| 815 | 823 | 0.1 | RMS | 823 | -42.46 | -13 | Pass | 401 |
| 823 | 824 | 0.03 | RMS | 824 | -18.47 | -13 | Pass | 401 |
| 824 | 827 | 0.1 | RMS | 824.233 | 21.18 | 30 | Pass | 401 |



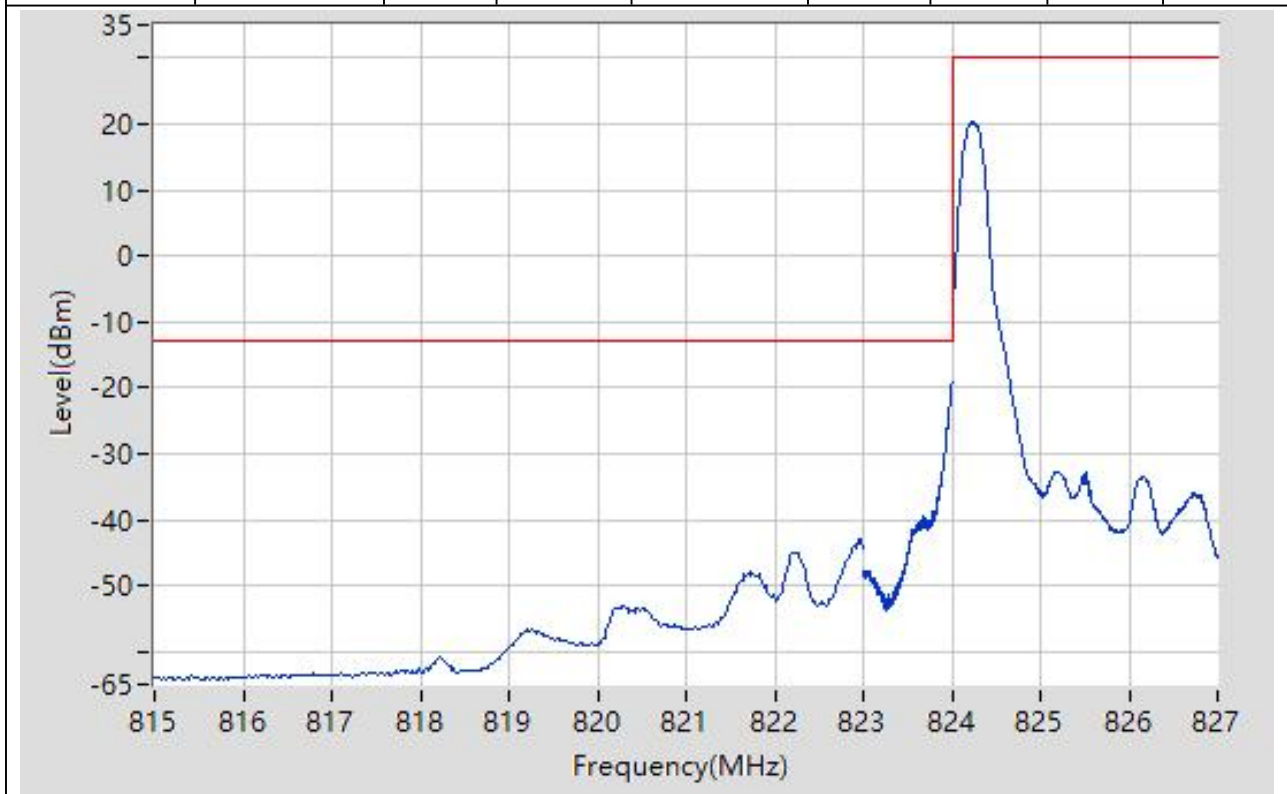
15.10. LTE Band Edge(NTNV)(Subtest:10, Channel:26805, Bandwidth:3, Modulation:QPSK, RB Number: 15, RB Position:LOW)

| Start Frequency (MHz) | Stop Frequency (MHz) | RBW (MHz) | Detector | Frequency (MHz) | Power (dBm) | Limit (dBm) | Verdict | Sweep Point |
|-----------------------|----------------------|-----------|----------|-----------------|-------------|-------------|---------|-------------|
| 815 | 823 | 0.1 | RMS | 822.92 | -28.35 | -13 | Pass | 401 |
| 823 | 824 | 0.03 | RMS | 824 | -28.1 | -13 | Pass | 401 |
| 824 | 827 | 0.1 | RMS | 824.653 | 8.83 | 30 | Pass | 401 |



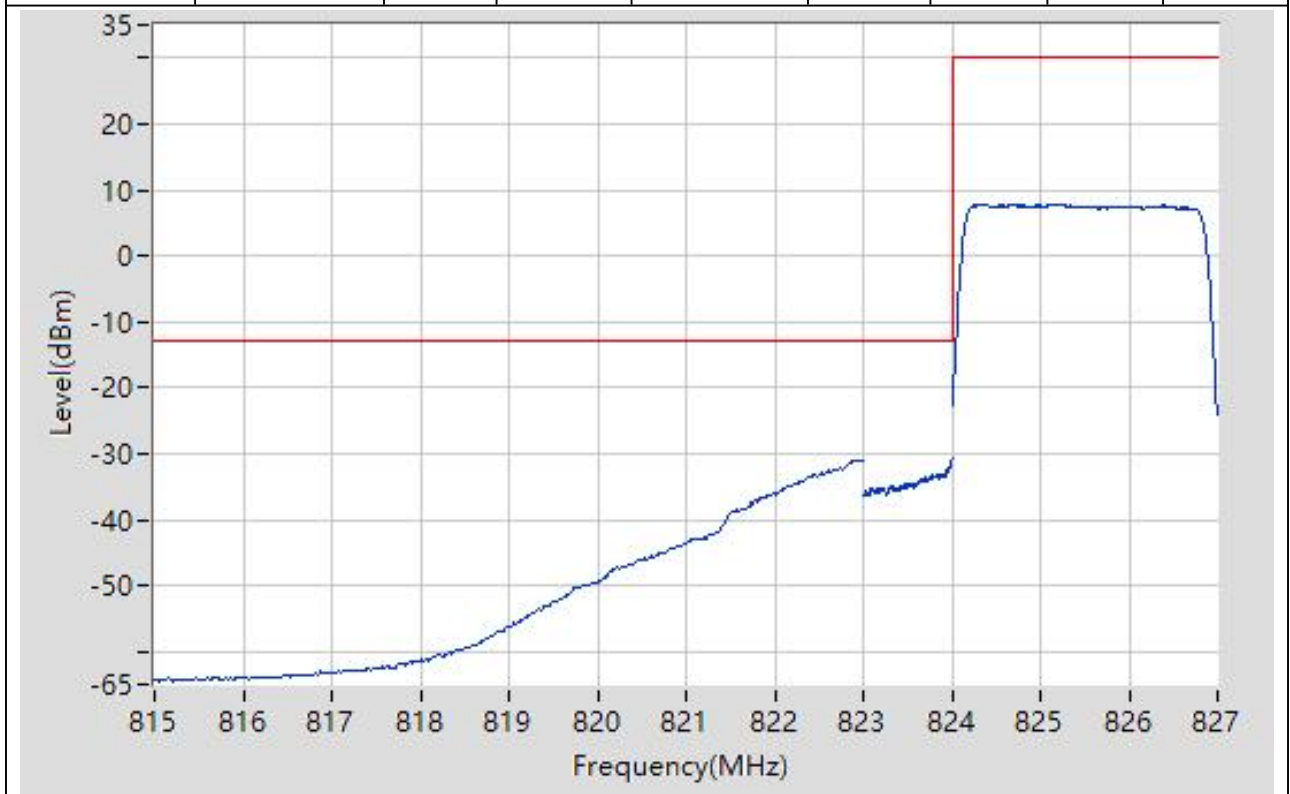
15.11. LTE Band Edge(NTNV)(Subtest:11, Channel:26805, Bandwidth:3, Modulation:Q16, RB Number: 1, RB Position:LOW)

| Start Frequency (MHz) | Stop Frequency (MHz) | RBW (MHz) | Detector | Frequency (MHz) | Power (dBm) | Limit (dBm) | Verdict | Sweep Point |
|-----------------------|----------------------|-----------|----------|-----------------|-------------|-------------|---------|-------------|
| 815 | 823 | 0.1 | RMS | 822.98 | -43.09 | -13 | Pass | 401 |
| 823 | 824 | 0.03 | RMS | 824 | -19.25 | -13 | Pass | 401 |
| 824 | 827 | 0.1 | RMS | 824.24 | 20.21 | 30 | Pass | 401 |



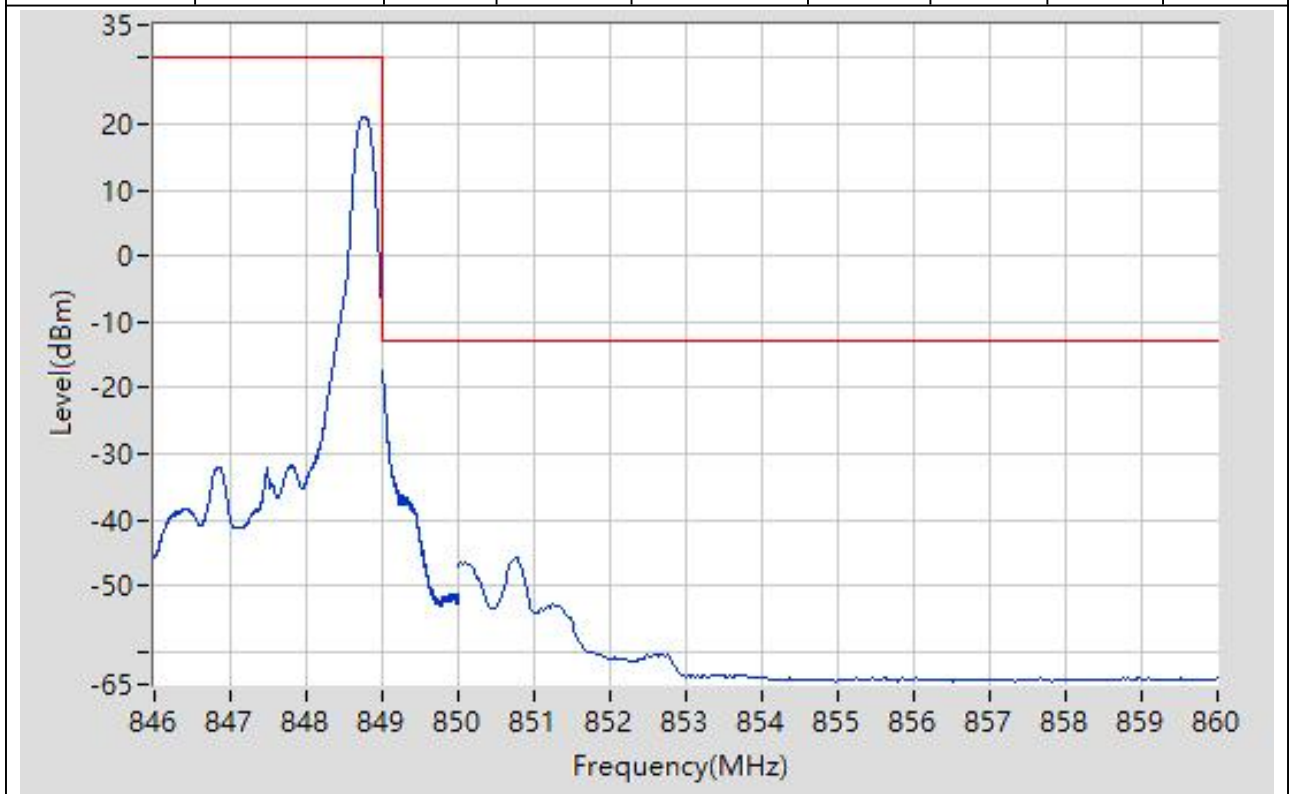
15.12. LTE Band Edge(NTNV)(Subtest:12, Channel:26805, Bandwidth:3, Modulation:Q16, RB Number: 15, RB Position:LOW)

| Start Frequency (MHz) | Stop Frequency (MHz) | RBW (MHz) | Detector | Frequency (MHz) | Power (dBm) | Limit (dBm) | Verdict | Sweep Point |
|-----------------------|----------------------|-----------|----------|-----------------|-------------|-------------|---------|-------------|
| 815 | 823 | 0.1 | RMS | 822.94 | -30.96 | -13 | Pass | 401 |
| 823 | 824 | 0.03 | RMS | 824 | -30.78 | -13 | Pass | 401 |
| 824 | 827 | 0.1 | RMS | 824.375 | 7.8 | 30 | Pass | 401 |



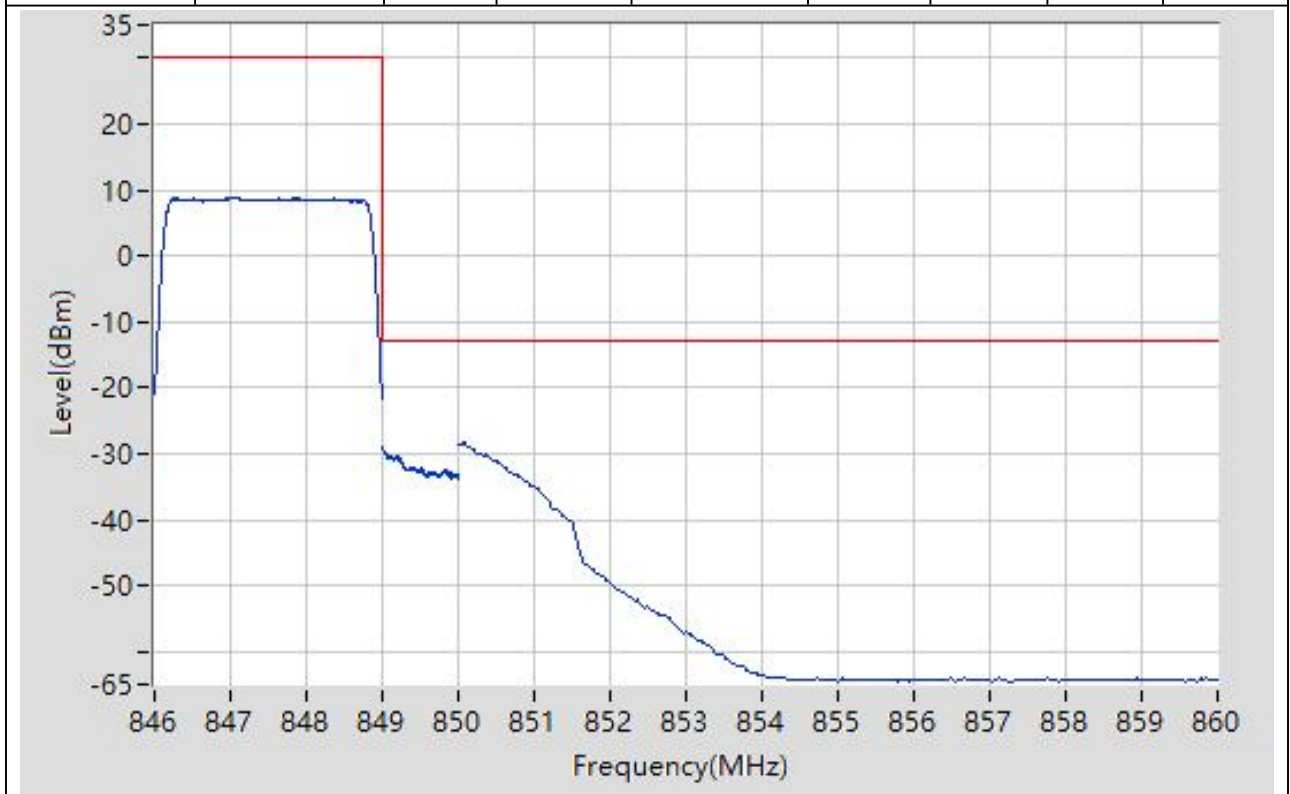
15.13. LTE Band Edge(NTNV)(Subtest:13, Channel:27025, Bandwidth:3, Modulation:QPSK, RB Number: 1, RB Position:HIGH)

| Start Frequency (MHz) | Stop Frequency (MHz) | RBW (MHz) | Detector | Frequency (MHz) | Power (dBm) | Limit (dBm) | Verdict | Sweep Point |
|-----------------------|----------------------|-----------|----------|-----------------|-------------|-------------|---------|-------------|
| 846 | 849 | 0.1 | RMS | 848.76 | 21.15 | 30 | Pass | 401 |
| 849 | 850 | 0.03 | RMS | 849 | -17.4 | -13 | Pass | 401 |
| 850 | 860 | 0.1 | RMS | 850.75 | -45.79 | -13 | Pass | 401 |



15.14. LTE Band Edge(NTNV)(Subtest:14, Channel:27025, Bandwidth:3, Modulation:QPSK, RB Number: 15, RB Position:HIGH)

| Start Frequency (MHz) | Stop Frequency (MHz) | RBW (MHz) | Detector | Frequency (MHz) | Power (dBm) | Limit (dBm) | Verdict | Sweep Point |
|-----------------------|----------------------|-----------|----------|-----------------|-------------|-------------|---------|-------------|
| 846 | 849 | 0.1 | RMS | 847.058 | 8.81 | 30 | Pass | 401 |
| 849 | 850 | 0.03 | RMS | 849.003 | -28.93 | -13 | Pass | 401 |
| 850 | 860 | 0.1 | RMS | 850.075 | -28.12 | -13 | Pass | 401 |



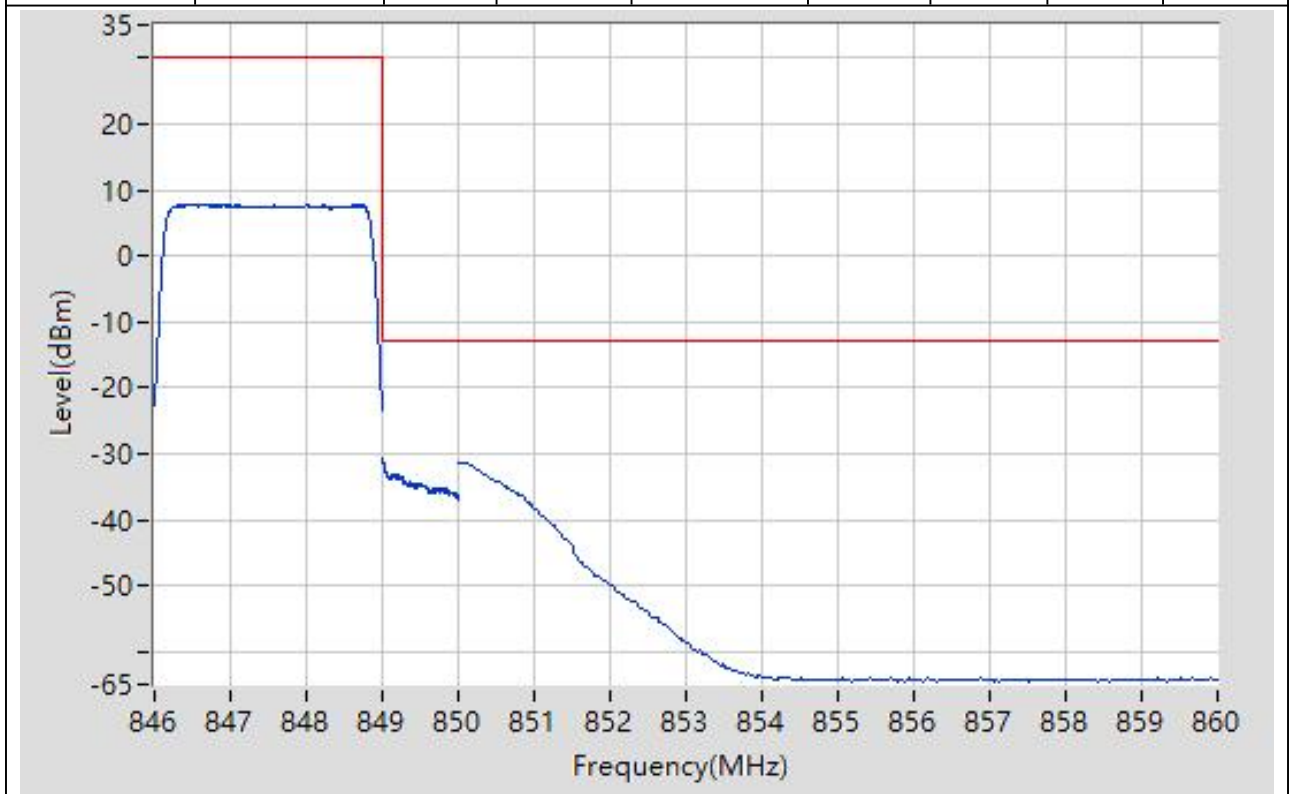
15.15. LTE Band Edge(NTNV)(Subtest:15, Channel:27025, Bandwidth:3, Modulation:Q16, RB Number: 1, RB Position:HIGH)

| Start Frequency (MHz) | Stop Frequency (MHz) | RBW (MHz) | Detector | Frequency (MHz) | Power (dBm) | Limit (dBm) | Verdict | Sweep Point |
|-----------------------|----------------------|-----------|----------|-----------------|-------------|-------------|---------|-------------|
| 846 | 849 | 0.1 | RMS | 848.76 | 20.13 | 30 | Pass | 401 |
| 849 | 850 | 0.03 | RMS | 849 | -19.66 | -13 | Pass | 401 |
| 850 | 860 | 0.1 | RMS | 850.775 | -47.41 | -13 | Pass | 401 |



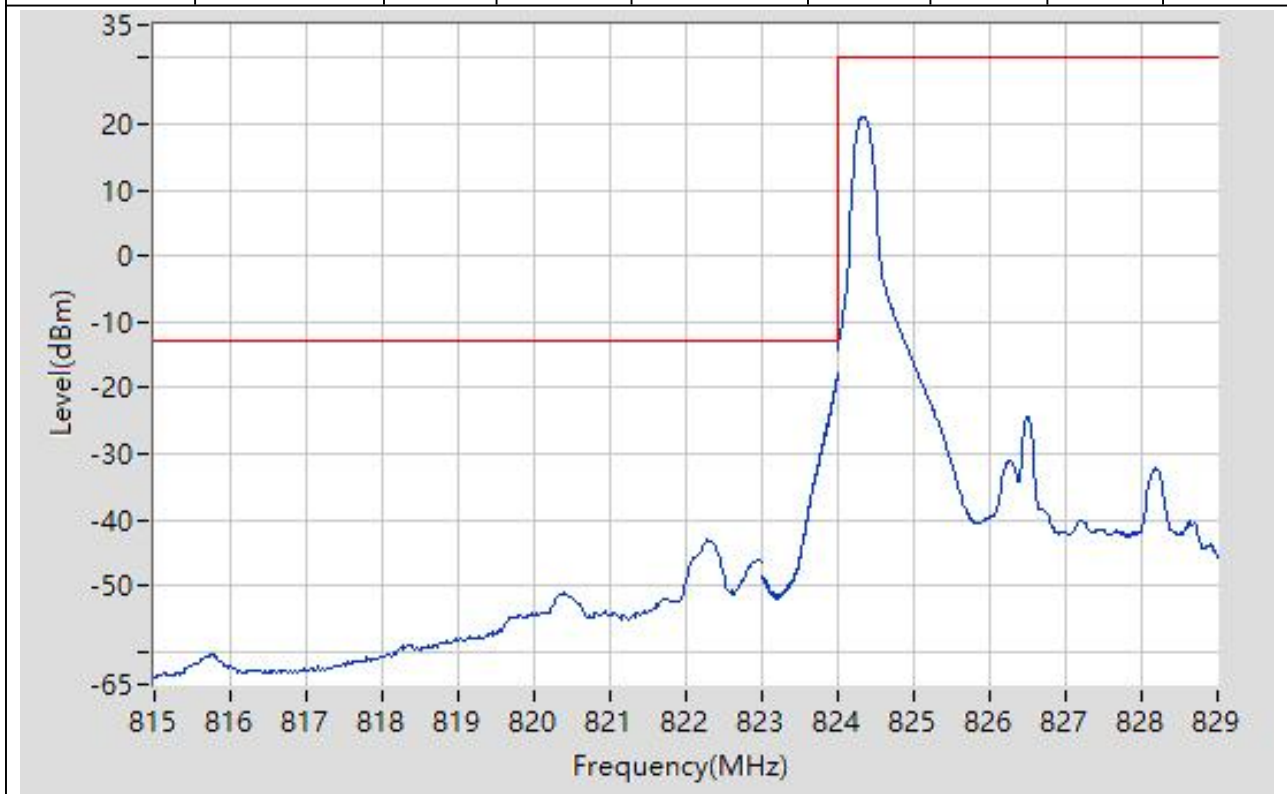
15.16. LTE Band Edge(NTNV)(Subtest:16, Channel:27025, Bandwidth:3, Modulation:Q16, RB Number: 15, RB Position:HIGH)

| Start Frequency (MHz) | Stop Frequency (MHz) | RBW (MHz) | Detector | Frequency (MHz) | Power (dBm) | Limit (dBm) | Verdict | Sweep Point |
|-----------------------|----------------------|-----------|----------|-----------------|-------------|-------------|---------|-------------|
| 846 | 849 | 0.1 | RMS | 846.458 | 7.75 | 30 | Pass | 401 |
| 849 | 850 | 0.03 | RMS | 849.003 | -30.66 | -13 | Pass | 401 |
| 850 | 860 | 0.1 | RMS | 850.025 | -31.39 | -13 | Pass | 401 |



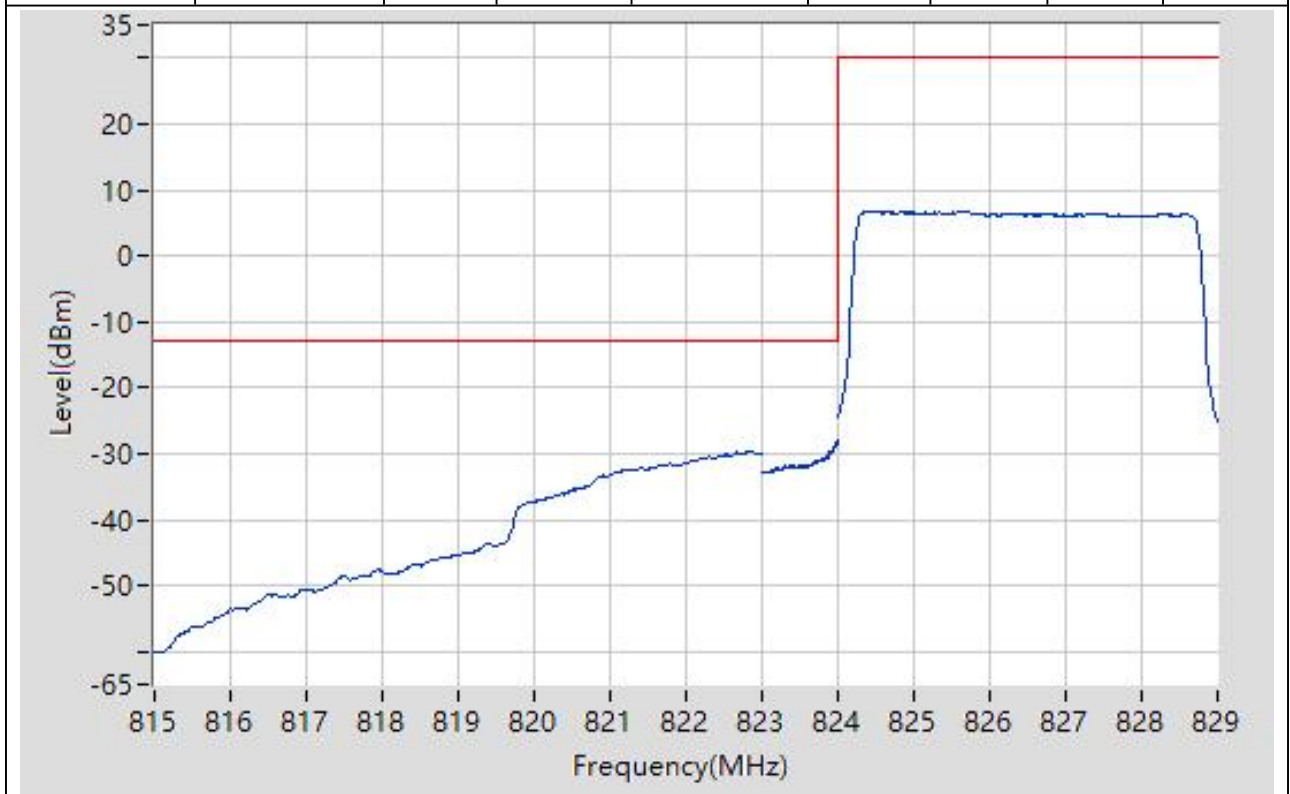
15.17. LTE Band Edge(NTNV)(Subtest:17, Channel:26815, Bandwidth:5, Modulation:QPSK, RB Number: 1, RB Position:LOW)

| Start Frequency (MHz) | Stop Frequency (MHz) | RBW (MHz) | Detector | Frequency (MHz) | Power (dBm) | Limit (dBm) | Verdict | Sweep Point |
|-----------------------|----------------------|-----------|----------|-----------------|-------------|-------------|---------|-------------|
| 815 | 823 | 0.1 | RMS | 822.28 | -43.11 | -13 | Pass | 401 |
| 823 | 824 | 0.051 | RMS | 824 | -17.91 | -13 | Pass | 401 |
| 824 | 829 | 0.1 | RMS | 824.338 | 21.03 | 30 | Pass | 401 |



15.18. LTE Band Edge(NTNV)(Subtest:18, Channel:26815, Bandwidth:5, Modulation:QPSK, RB Number: 25, RB Position:LOW)

| Start Frequency (MHz) | Stop Frequency (MHz) | RBW (MHz) | Detector | Frequency (MHz) | Power (dBm) | Limit (dBm) | Verdict | Sweep Point |
|-----------------------|----------------------|-----------|----------|-----------------|-------------|-------------|---------|-------------|
| 815 | 823 | 0.1 | RMS | 822.84 | -29.66 | -13 | Pass | 401 |
| 823 | 824 | 0.051 | RMS | 824 | -27.83 | -13 | Pass | 401 |
| 824 | 829 | 0.1 | RMS | 825.675 | 6.79 | 30 | Pass | 401 |



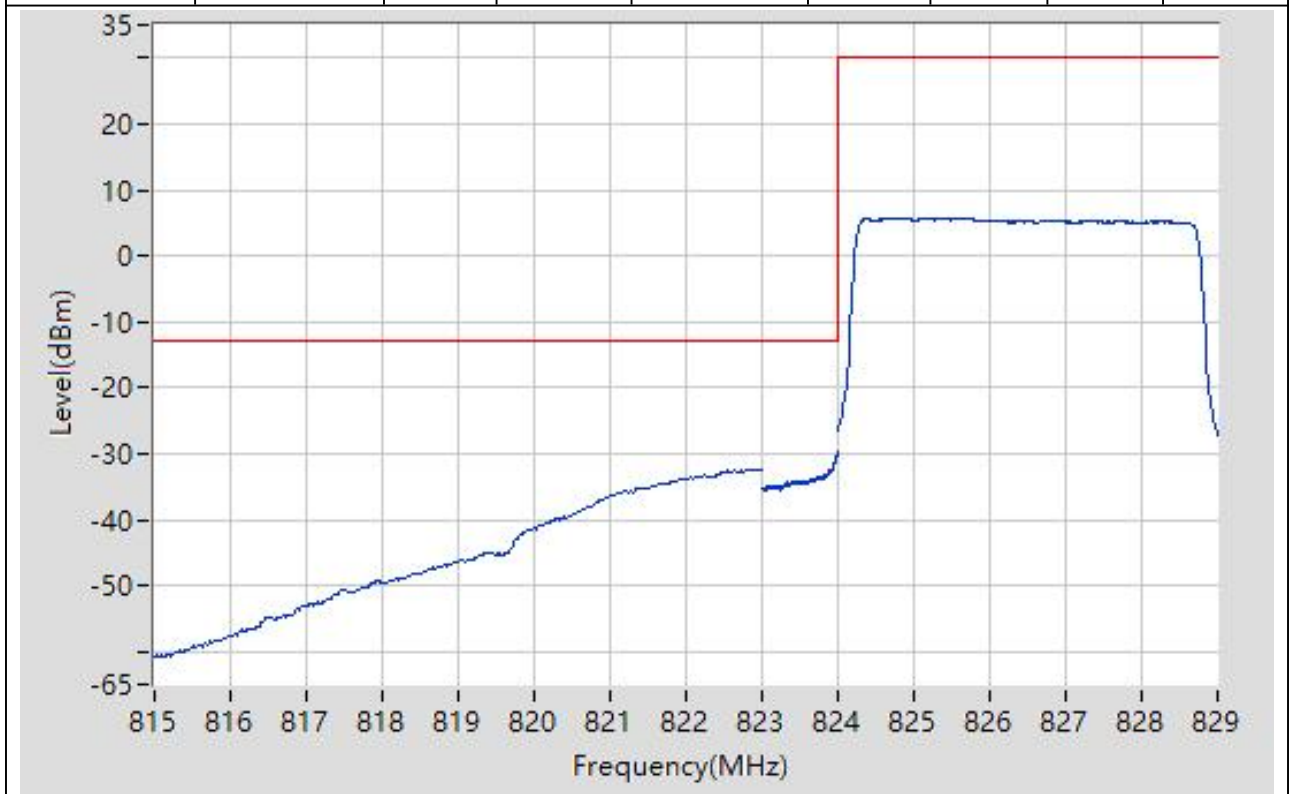
15.19. LTE Band Edge(NTNV)(Subtest:19, Channel:26815, Bandwidth:5, Modulation:Q16, RB Number: 1, RB Position:LOW)

| Start Frequency (MHz) | Stop Frequency (MHz) | RBW (MHz) | Detector | Frequency (MHz) | Power (dBm) | Limit (dBm) | Verdict | Sweep Point |
|-----------------------|----------------------|-----------|----------|-----------------|-------------|-------------|---------|-------------|
| 815 | 823 | 0.1 | RMS | 822.32 | -44.49 | -13 | Pass | 401 |
| 823 | 824 | 0.051 | RMS | 823.998 | -18.56 | -13 | Pass | 401 |
| 824 | 829 | 0.1 | RMS | 824.35 | 20.13 | 30 | Pass | 401 |



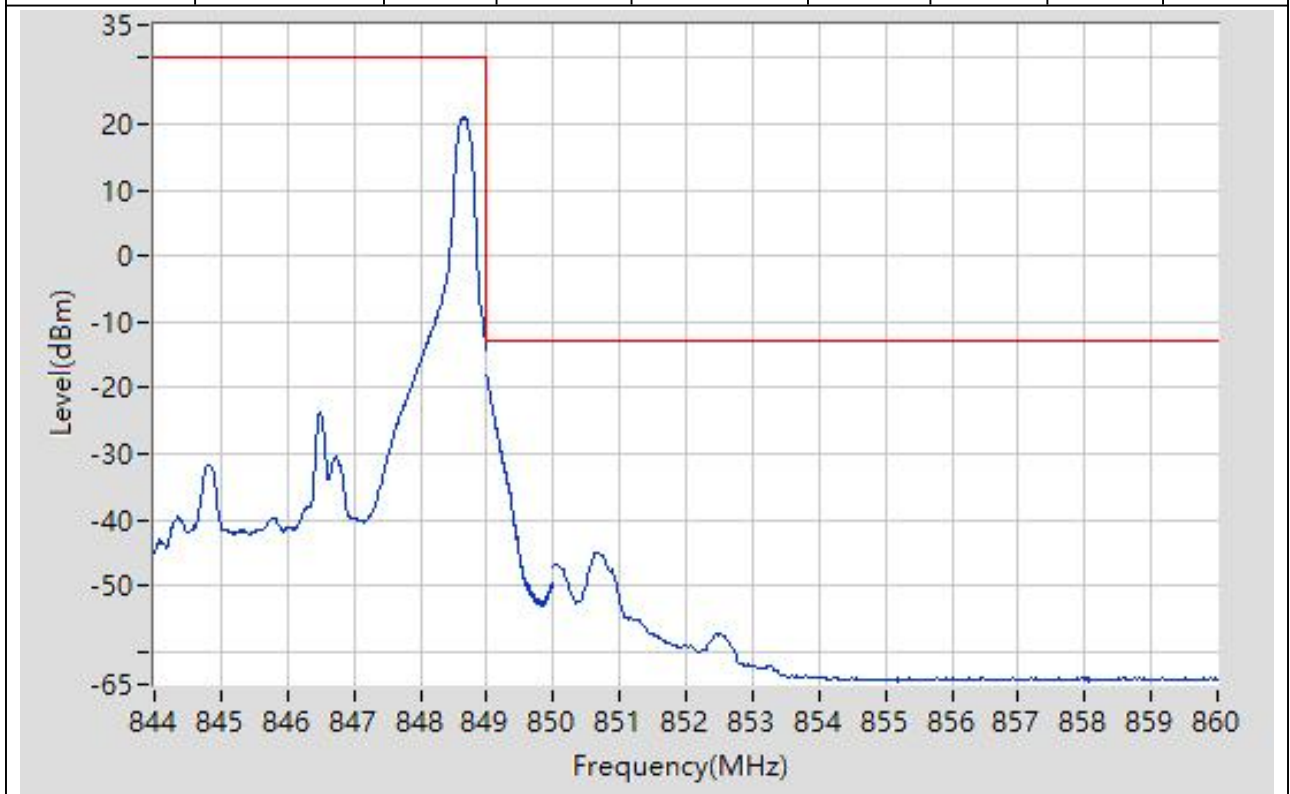
15.20. LTE Band Edge(NTNV)(Subtest:20, Channel:26815, Bandwidth:5, Modulation:Q16, RB Number: 25, RB Position:LOW)

| Start Frequency (MHz) | Stop Frequency (MHz) | RBW (MHz) | Detector | Frequency (MHz) | Power (dBm) | Limit (dBm) | Verdict | Sweep Point |
|-----------------------|----------------------|-----------|----------|-----------------|-------------|-------------|---------|-------------|
| 815 | 823 | 0.1 | RMS | 822.88 | -32.5 | -13 | Pass | 401 |
| 823 | 824 | 0.051 | RMS | 824 | -29.75 | -13 | Pass | 401 |
| 824 | 829 | 0.1 | RMS | 825.688 | 5.71 | 30 | Pass | 401 |



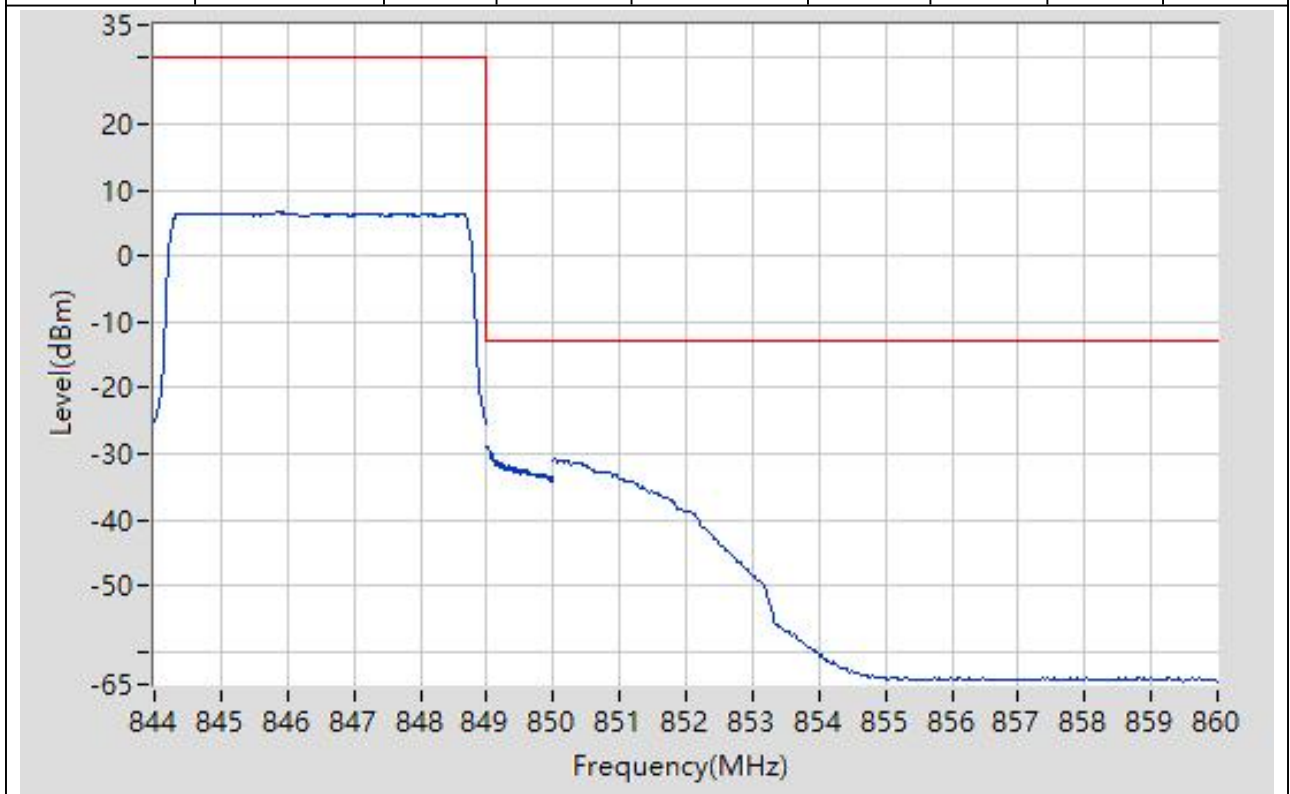
15.21. LTE Band Edge(NTNV)(Subtest:21, Channel:27015, Bandwidth:5, Modulation:QPSK, RB Number: 1, RB Position:HIGH)

| Start Frequency (MHz) | Stop Frequency (MHz) | RBW (MHz) | Detector | Frequency (MHz) | Power (dBm) | Limit (dBm) | Verdict | Sweep Point |
|-----------------------|----------------------|-----------|----------|-----------------|-------------|-------------|---------|-------------|
| 844 | 849 | 0.1 | RMS | 848.663 | 21.09 | 30 | Pass | 401 |
| 849 | 850 | 0.051 | RMS | 849 | -17.98 | -13 | Pass | 401 |
| 850 | 860 | 0.1 | RMS | 850.65 | -44.98 | -13 | Pass | 401 |



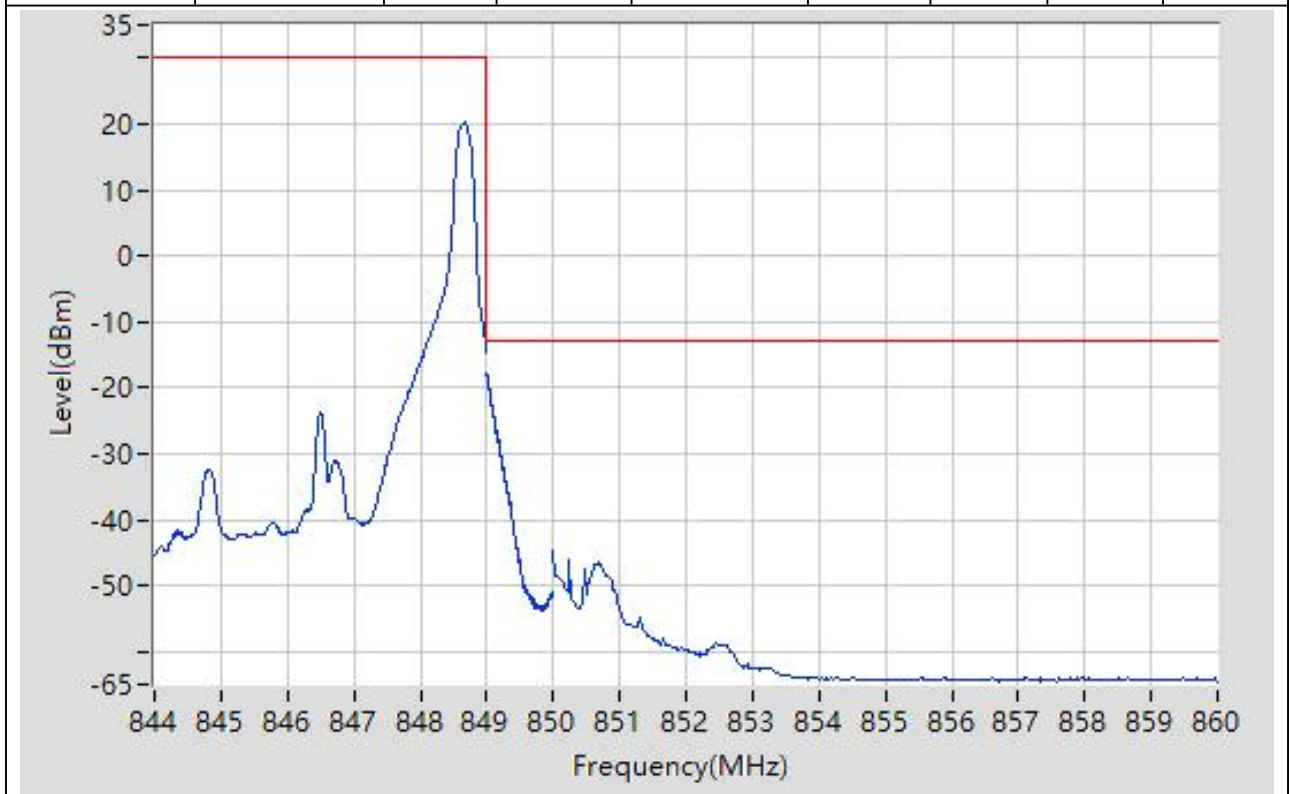
15.22. LTE Band Edge(NTNV)(Subtest:22, Channel:27015, Bandwidth:5, Modulation:QPSK, RB Number: 25, RB Position:HIGH)

| Start Frequency (MHz) | Stop Frequency (MHz) | RBW (MHz) | Detector | Frequency (MHz) | Power (dBm) | Limit (dBm) | Verdict | Sweep Point |
|-----------------------|----------------------|-----------|----------|-----------------|-------------|-------------|---------|-------------|
| 844 | 849 | 0.1 | RMS | 845.875 | 6.64 | 30 | Pass | 401 |
| 849 | 850 | 0.051 | RMS | 849.005 | -28.93 | -13 | Pass | 401 |
| 850 | 860 | 0.1 | RMS | 850.025 | -30.9 | -13 | Pass | 401 |



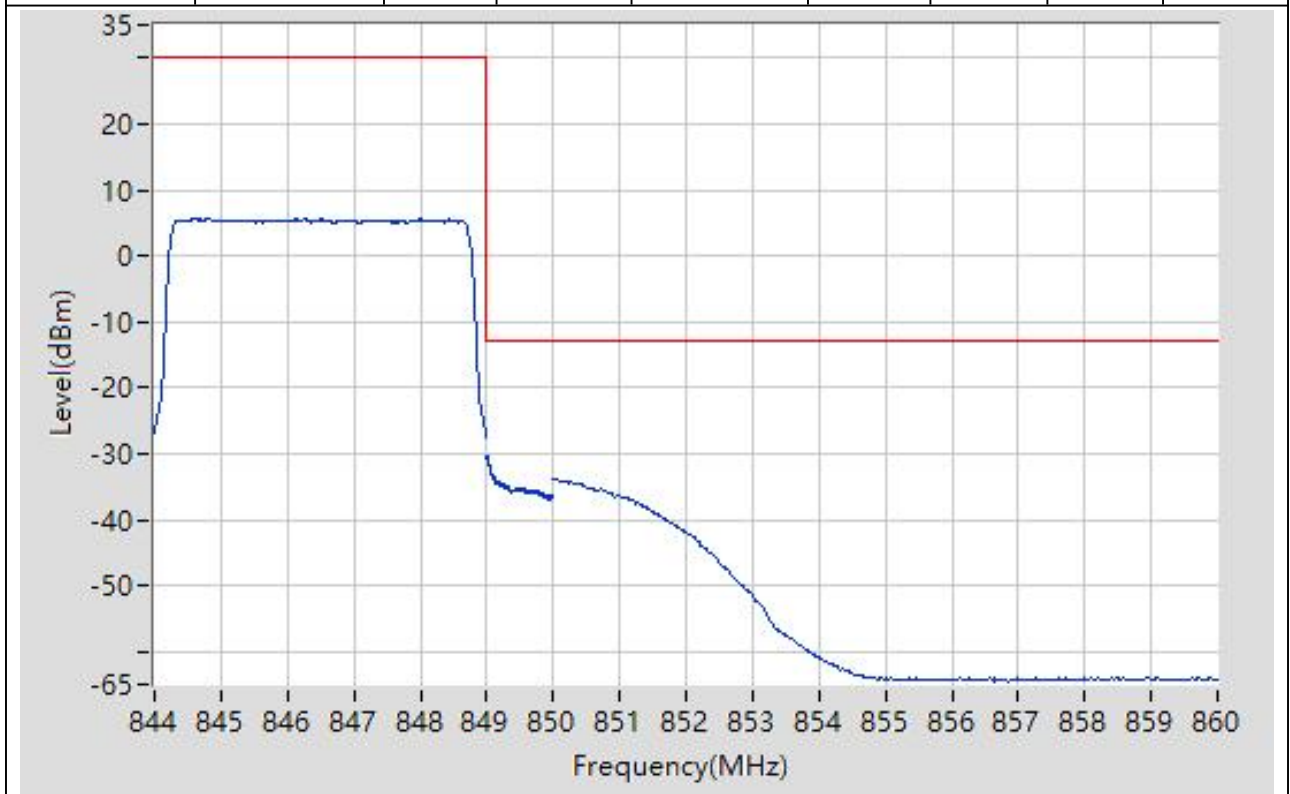
15.23. LTE Band Edge(NTNV)(Subtest:23, Channel:27015, Bandwidth:5, Modulation:Q16, RB Number: 1, RB Position:HIGH)

| Start Frequency (MHz) | Stop Frequency (MHz) | RBW (MHz) | Detector | Frequency (MHz) | Power (dBm) | Limit (dBm) | Verdict | Sweep Point |
|-----------------------|----------------------|-----------|----------|-----------------|-------------|-------------|---------|-------------|
| 844 | 849 | 0.1 | RMS | 848.663 | 20.14 | 30 | Pass | 401 |
| 849 | 850 | 0.051 | RMS | 849 | -17.87 | -13 | Pass | 401 |
| 850 | 860 | 0.1 | RMS | 850 | -44.58 | -13 | Pass | 401 |



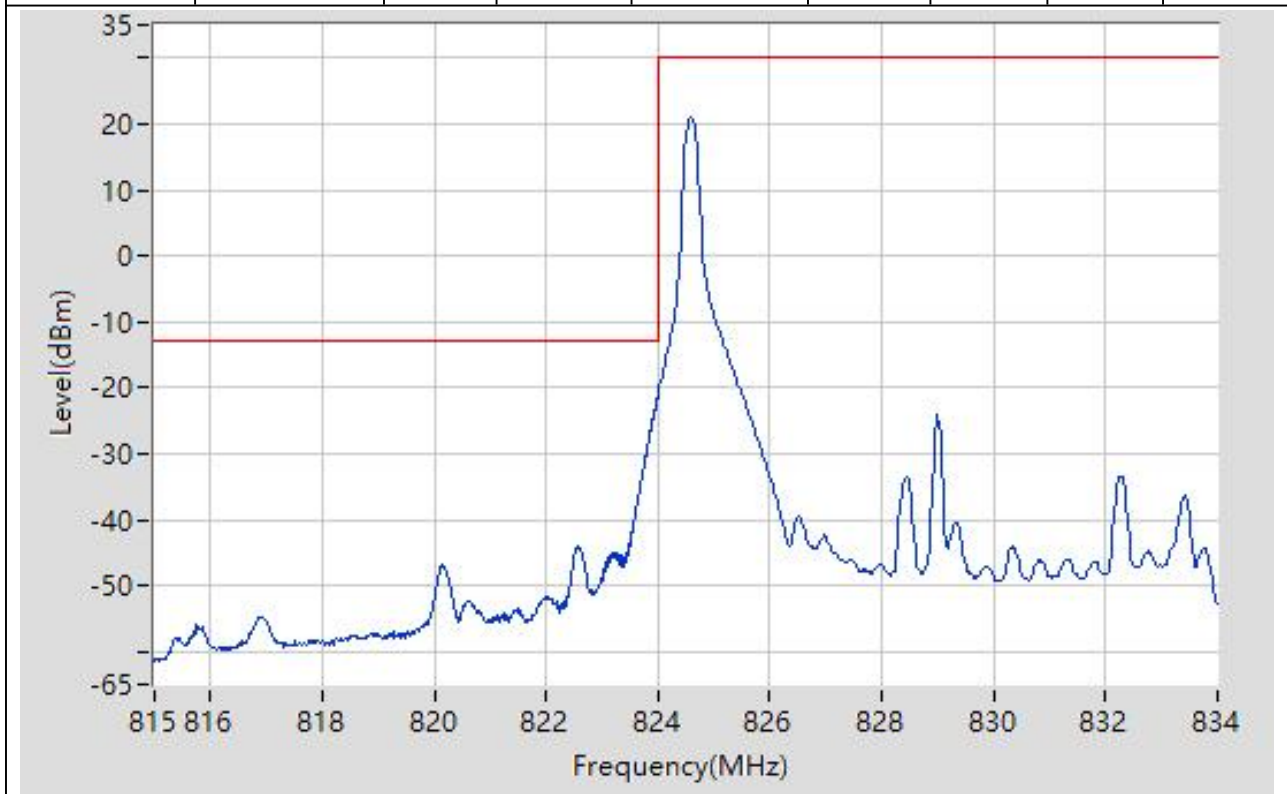
15.24. LTE Band Edge(NTNV)(Subtest:24, Channel:27015, Bandwidth:5, Modulation:Q16, RB Number: 25, RB Position:HIGH)

| Start Frequency (MHz) | Stop Frequency (MHz) | RBW (MHz) | Detector | Frequency (MHz) | Power (dBm) | Limit (dBm) | Verdict | Sweep Point |
|-----------------------|----------------------|-----------|----------|-----------------|-------------|-------------|---------|-------------|
| 844 | 849 | 0.1 | RMS | 844.613 | 5.65 | 30 | Pass | 401 |
| 849 | 850 | 0.051 | RMS | 849.005 | -30.5 | -13 | Pass | 401 |
| 850 | 860 | 0.1 | RMS | 850 | -33.78 | -13 | Pass | 401 |



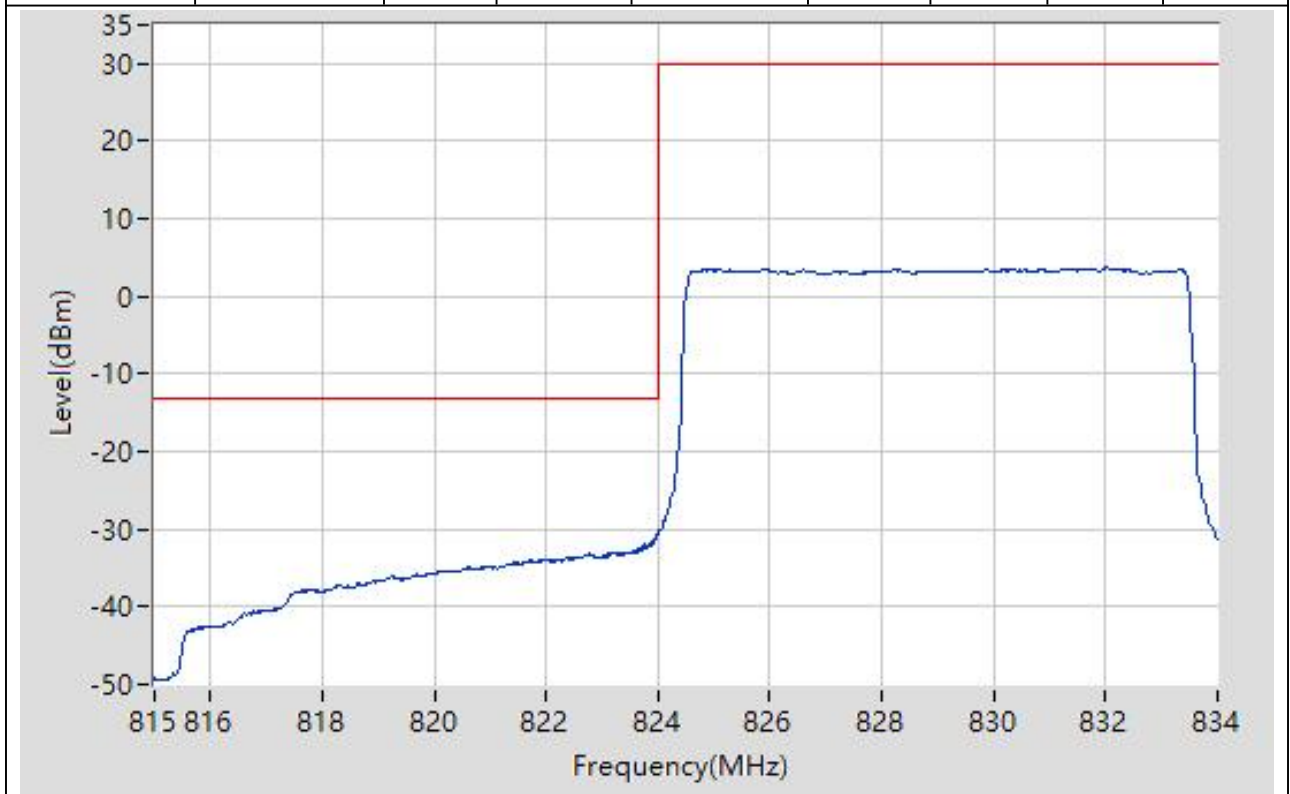
15.25. LTE Band Edge(NTNV)(Subtest:25, Channel:26840, Bandwidth:10, Modulation:QPSK, RB Number: 1, RB Position:LOW)

| Start Frequency (MHz) | Stop Frequency (MHz) | RBW (MHz) | Detector | Frequency (MHz) | Power (dBm) | Limit (dBm) | Verdict | Sweep Point |
|-----------------------|----------------------|-----------|----------|-----------------|-------------|-------------|---------|-------------|
| 815 | 823 | 0.1 | RMS | 822.56 | -44 | -13 | Pass | 401 |
| 823 | 824 | 0.1 | RMS | 824 | -20.94 | -13 | Pass | 401 |
| 824 | 834 | 0.1 | RMS | 824.575 | 21.12 | 30 | Pass | 401 |



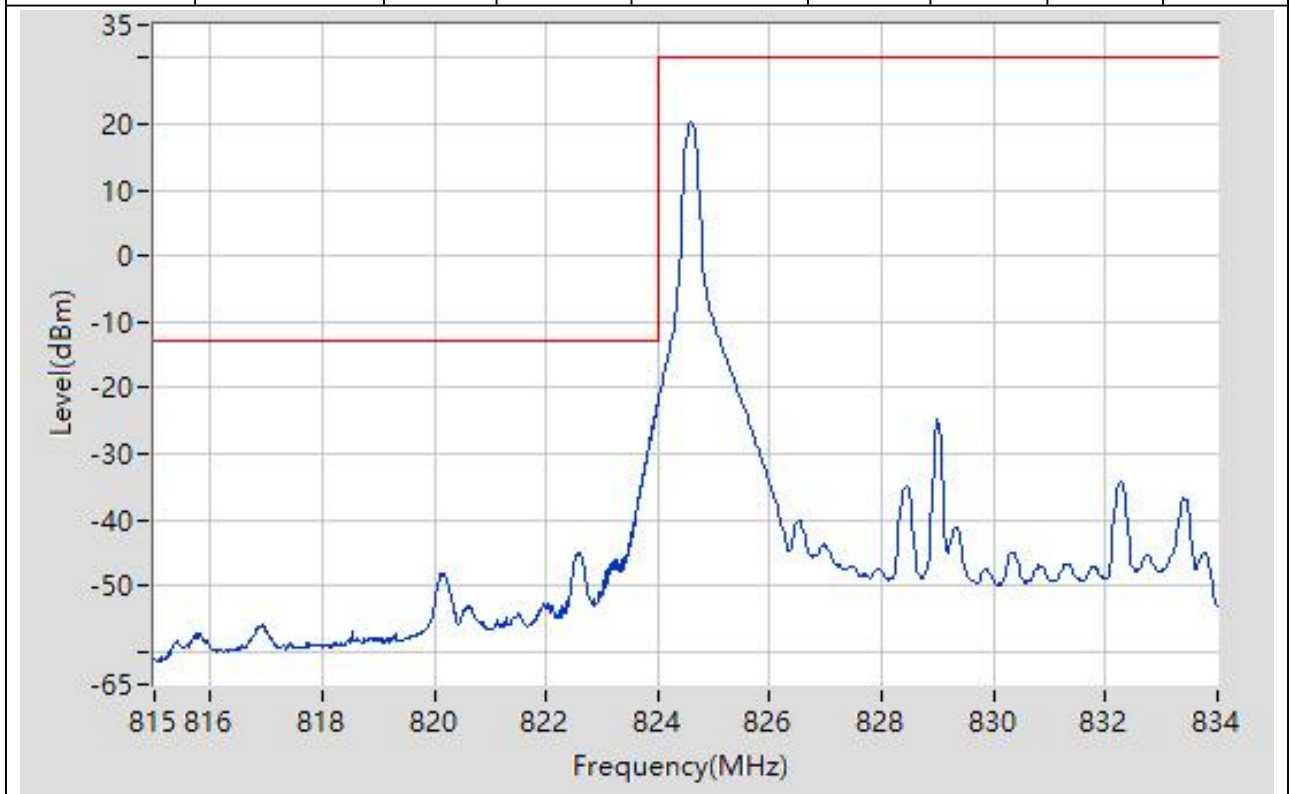
15.26. LTE Band Edge(NTNV)(Subtest:26, Channel:26840, Bandwidth:10, Modulation:QPSK, RB Number: 50, RB Position:LOW)

| Start Frequency (MHz) | Stop Frequency (MHz) | RBW (MHz) | Detector | Frequency (MHz) | Power (dBm) | Limit (dBm) | Verdict | Sweep Point |
|-----------------------|----------------------|-----------|----------|-----------------|-------------|-------------|---------|-------------|
| 815 | 823 | 0.1 | RMS | 822.78 | -33.21 | -13 | Pass | 401 |
| 823 | 824 | 0.1 | RMS | 823.998 | -30.4 | -13 | Pass | 401 |
| 824 | 834 | 0.1 | RMS | 832.025 | 3.72 | 30 | Pass | 401 |



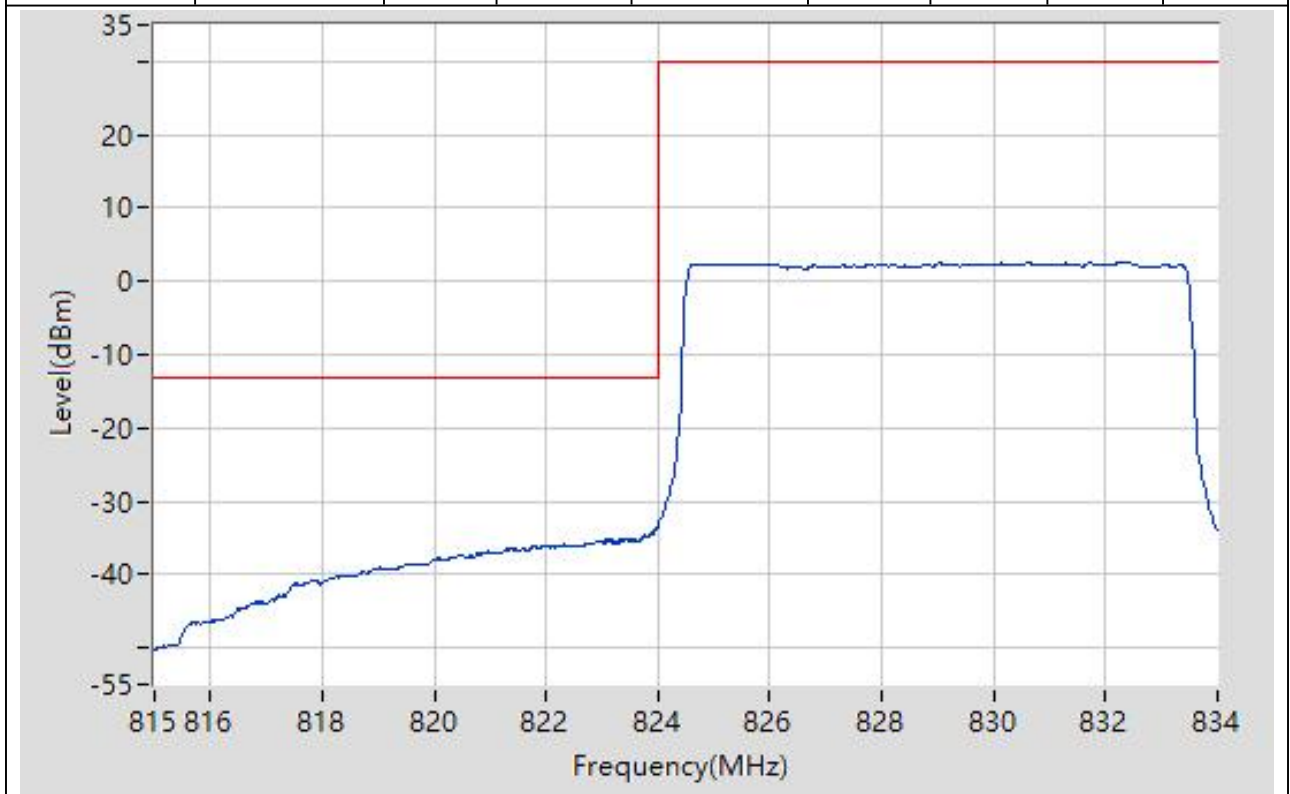
15.27. LTE Band Edge(NTNV)(Subtest:27, Channel:26840, Bandwidth:10, Modulation:Q16, RB Number: 1, RB Position:LOW)

| Start Frequency (MHz) | Stop Frequency (MHz) | RBW (MHz) | Detector | Frequency (MHz) | Power (dBm) | Limit (dBm) | Verdict | Sweep Point |
|-----------------------|----------------------|-----------|----------|-----------------|-------------|-------------|---------|-------------|
| 815 | 823 | 0.1 | RMS | 822.58 | -45.13 | -13 | Pass | 401 |
| 823 | 824 | 0.1 | RMS | 824 | -22.15 | -13 | Pass | 401 |
| 824 | 834 | 0.1 | RMS | 824.6 | 20.16 | 30 | Pass | 401 |



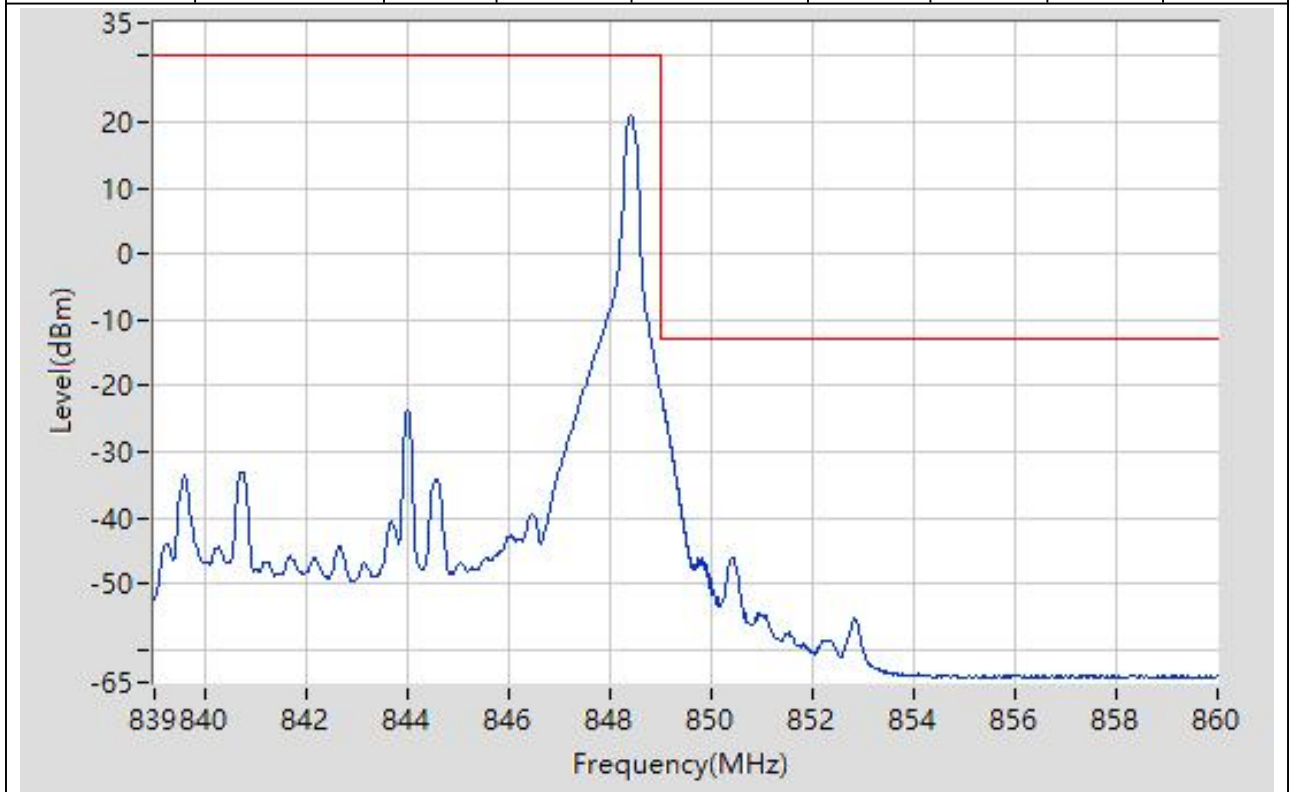
15.28. LTE Band Edge(NTNV)(Subtest:28, Channel:26840, Bandwidth:10, Modulation:Q16, RB Number: 50, RB Position:LOW)

| Start Frequency (MHz) | Stop Frequency (MHz) | RBW (MHz) | Detector | Frequency (MHz) | Power (dBm) | Limit (dBm) | Verdict | Sweep Point |
|-----------------------|----------------------|-----------|----------|-----------------|-------------|-------------|---------|-------------|
| 815 | 823 | 0.1 | RMS | 822.96 | -35.53 | -13 | Pass | 401 |
| 823 | 824 | 0.1 | RMS | 823.995 | -33.38 | -13 | Pass | 401 |
| 824 | 834 | 0.1 | RMS | 832.35 | 2.59 | 30 | Pass | 401 |



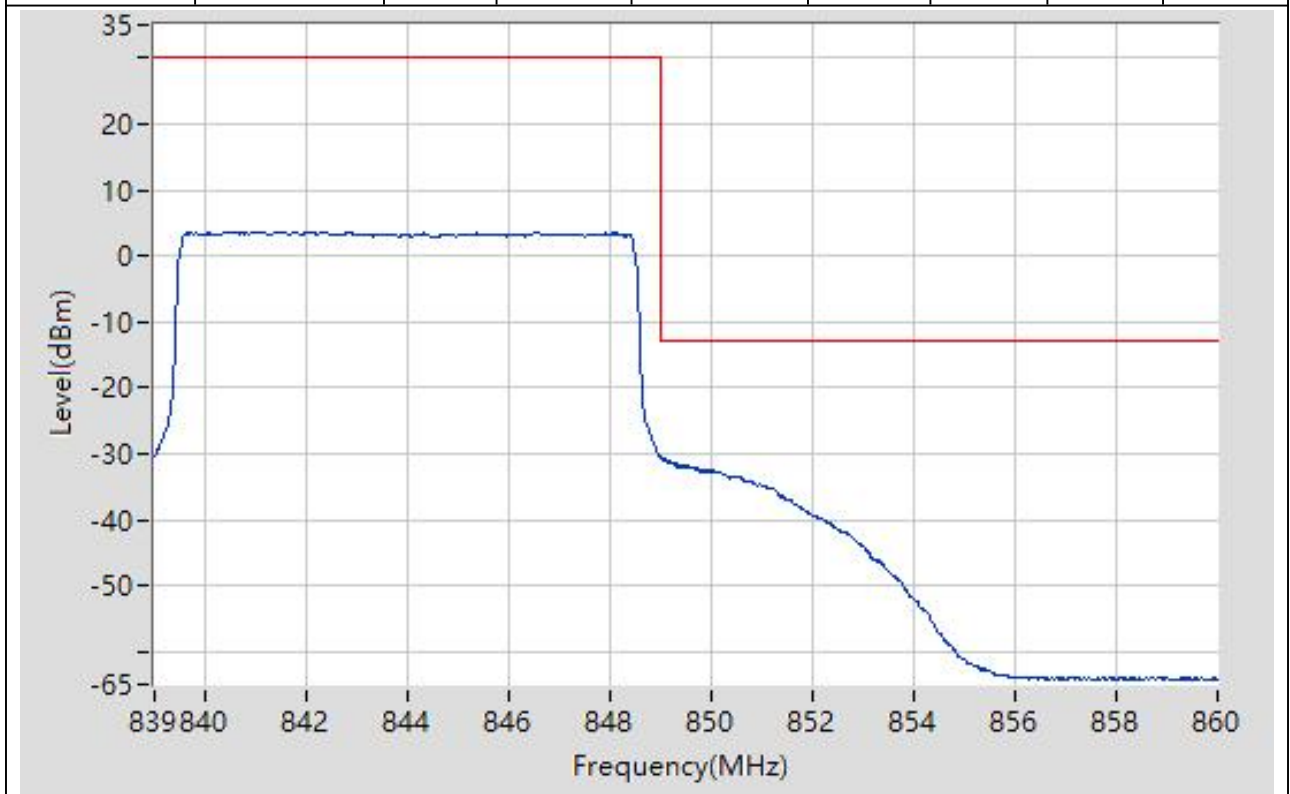
15.29. LTE Band Edge(NTNV)(Subtest:29, Channel:26990, Bandwidth:10, Modulation:QPSK, RB Number: 1, RB Position:HIGH)

| Start Frequency (MHz) | Stop Frequency (MHz) | RBW (MHz) | Detector | Frequency (MHz) | Power (dBm) | Limit (dBm) | Verdict | Sweep Point |
|-----------------------|----------------------|-----------|----------|-----------------|-------------|-------------|---------|-------------|
| 839 | 849 | 0.1 | RMS | 848.4 | 21.06 | 30 | Pass | 401 |
| 849 | 850 | 0.1 | RMS | 849.003 | -20.69 | -13 | Pass | 401 |
| 850 | 860 | 0.1 | RMS | 850.425 | -46.09 | -13 | Pass | 401 |



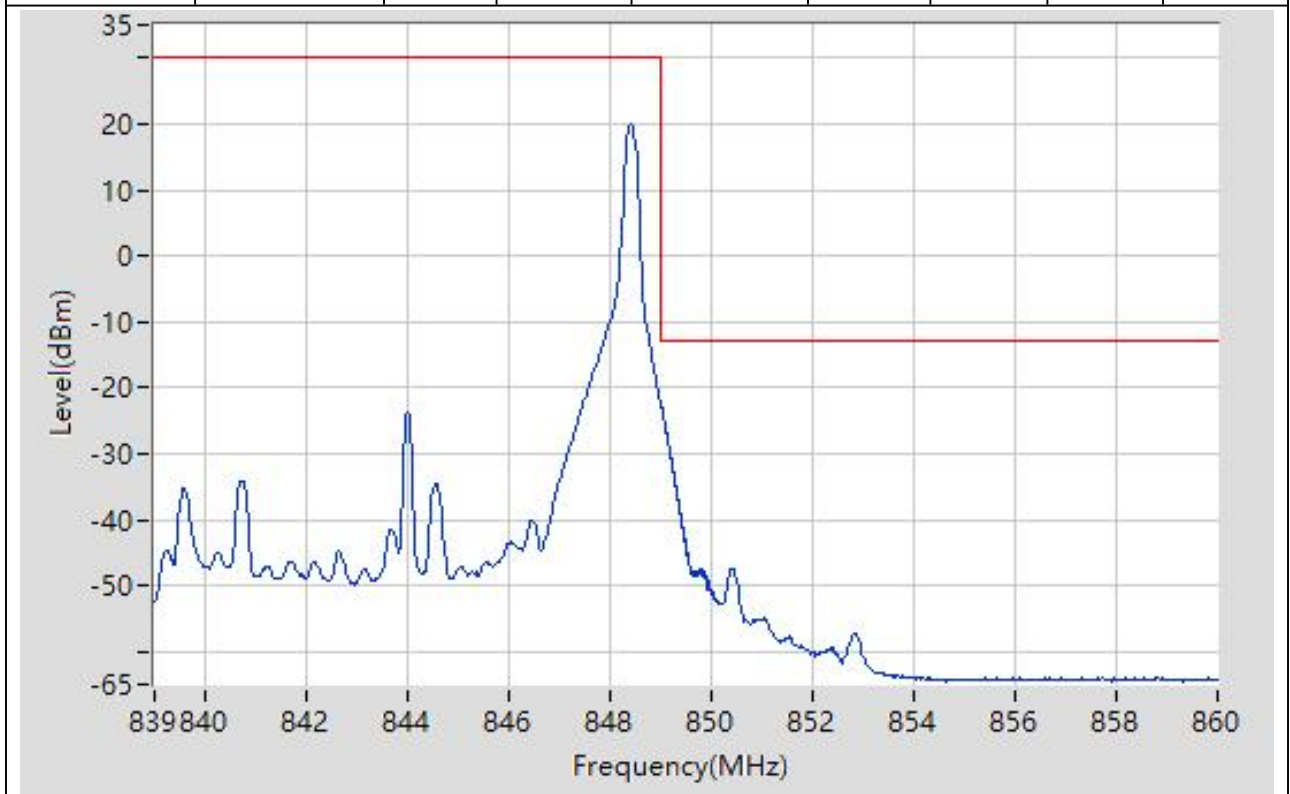
15.30. LTE Band Edge(NTNV)(Subtest:30, Channel:26990, Bandwidth:10, Modulation:QPSK, RB Number: 50, RB Position:HIGH)

| Start Frequency (MHz) | Stop Frequency (MHz) | RBW (MHz) | Detector | Frequency (MHz) | Power (dBm) | Limit (dBm) | Verdict | Sweep Point |
|-----------------------|----------------------|-----------|----------|-----------------|-------------|-------------|---------|-------------|
| 839 | 849 | 0.1 | RMS | 842.825 | 3.59 | 30 | Pass | 401 |
| 849 | 850 | 0.1 | RMS | 849.003 | -30.58 | -13 | Pass | 401 |
| 850 | 860 | 0.1 | RMS | 850.025 | -32.64 | -13 | Pass | 401 |



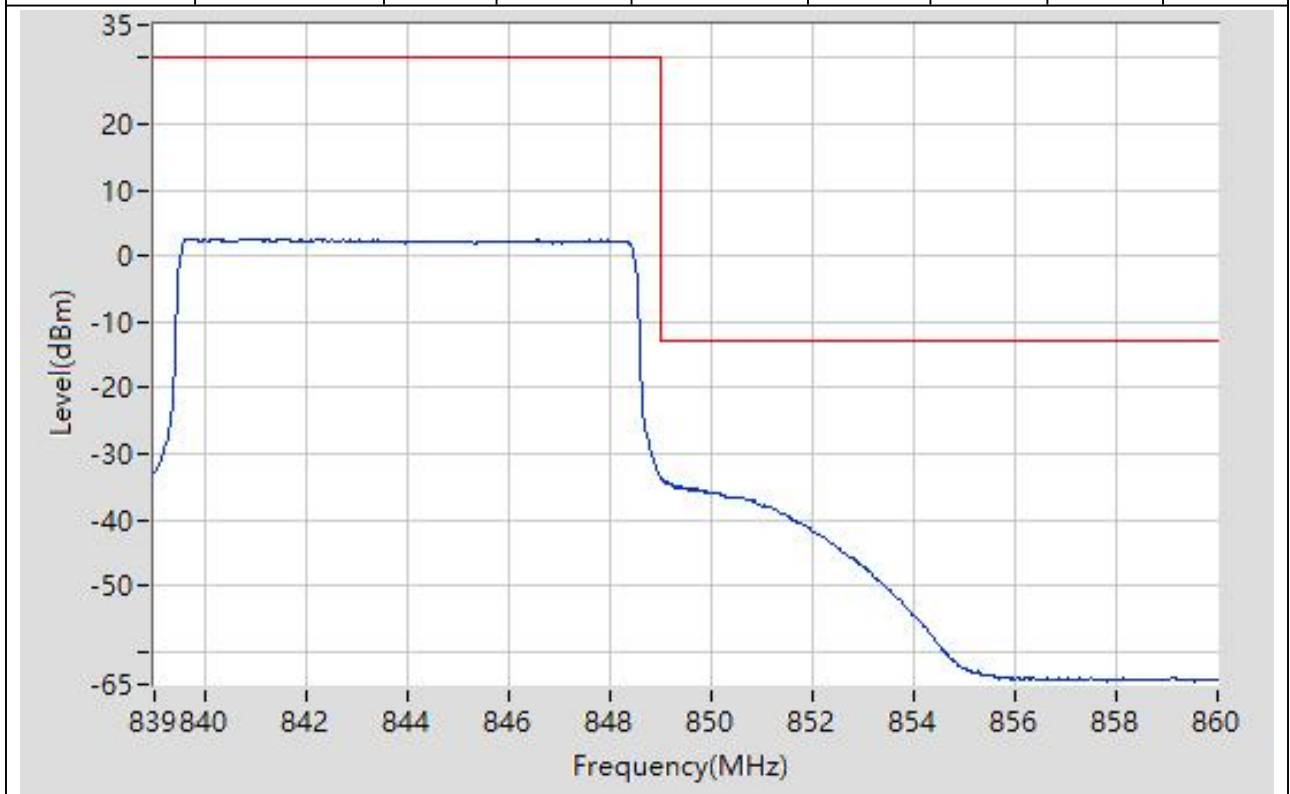
15.31. LTE Band Edge(NTNV)(Subtest:31, Channel:26990, Bandwidth:10, Modulation:Q16, RB Number: 1, RB Position:HIGH)

| Start Frequency (MHz) | Stop Frequency (MHz) | RBW (MHz) | Detector | Frequency (MHz) | Power (dBm) | Limit (dBm) | Verdict | Sweep Point |
|-----------------------|----------------------|-----------|----------|-----------------|-------------|-------------|---------|-------------|
| 839 | 849 | 0.1 | RMS | 848.425 | 20 | 30 | Pass | 401 |
| 849 | 850 | 0.1 | RMS | 849 | -22.15 | -13 | Pass | 401 |
| 850 | 860 | 0.1 | RMS | 850.425 | -47.36 | -13 | Pass | 401 |



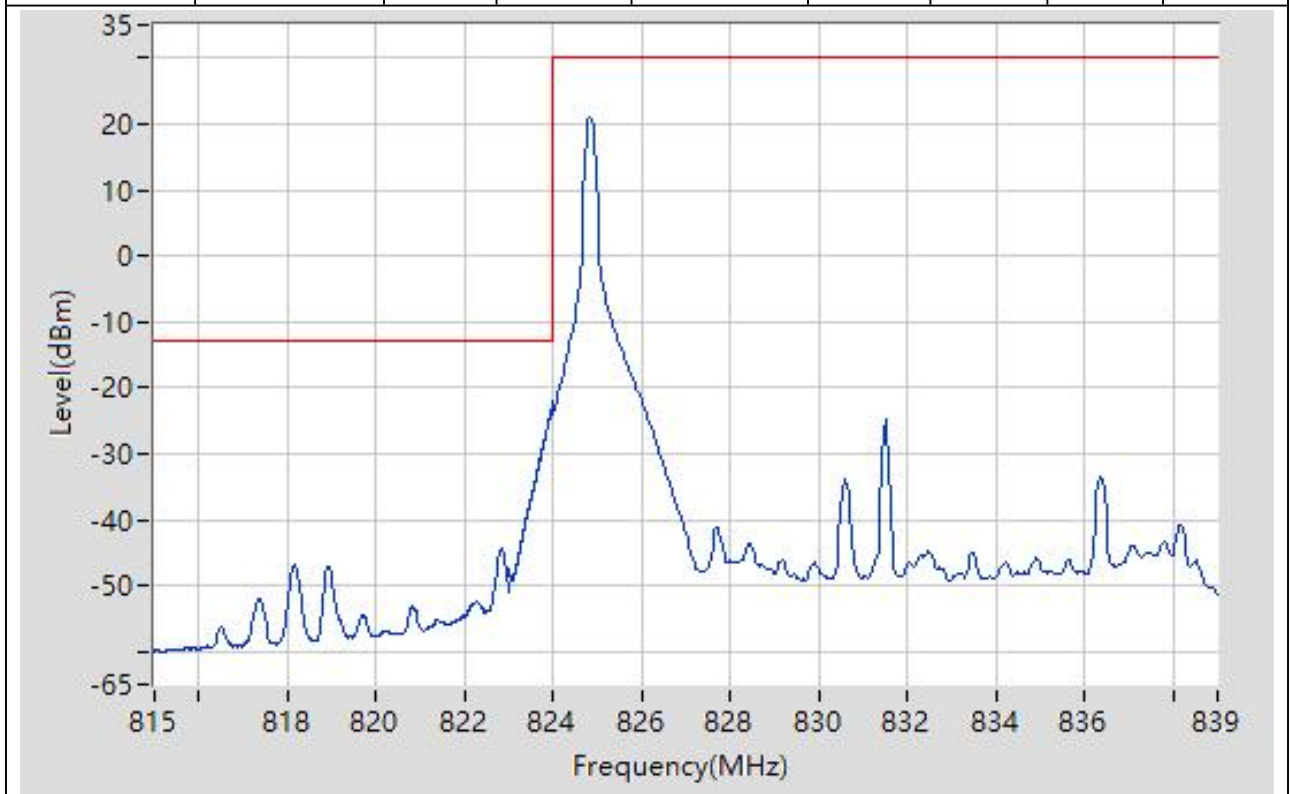
15.32. LTE Band Edge(NTNV)(Subtest:32, Channel:26990, Bandwidth:10, Modulation:Q16, RB Number: 50, RB Position:HIGH)

| Start Frequency (MHz) | Stop Frequency (MHz) | RBW (MHz) | Detector | Frequency (MHz) | Power (dBm) | Limit (dBm) | Verdict | Sweep Point |
|-----------------------|----------------------|-----------|----------|-----------------|-------------|-------------|---------|-------------|
| 839 | 849 | 0.1 | RMS | 840.75 | 2.6 | 30 | Pass | 401 |
| 849 | 850 | 0.1 | RMS | 849 | -33.48 | -13 | Pass | 401 |
| 850 | 860 | 0.1 | RMS | 850.075 | -35.92 | -13 | Pass | 401 |



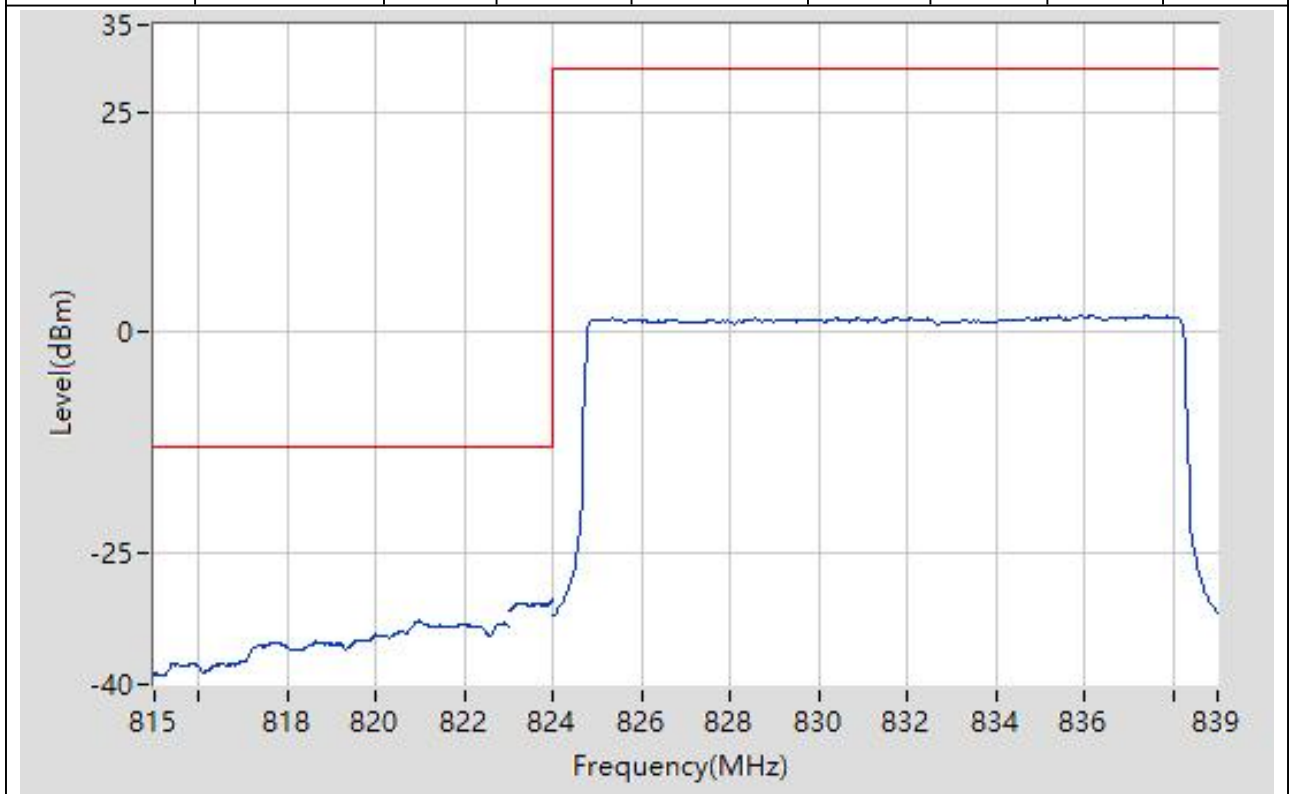
15.33. LTE Band Edge(NTNV)(Subtest:33, Channel:26865, Bandwidth:15, Modulation:QPSK, RB Number: 1, RB Position:LOW)

| Start Frequency (MHz) | Stop Frequency (MHz) | RBW (MHz) | Detector | Frequency (MHz) | Power (dBm) | Limit (dBm) | Verdict | Sweep Point |
|-----------------------|----------------------|-----------|----------|-----------------|-------------|-------------|---------|-------------|
| 815 | 823 | 0.1 | RMS | 822.84 | -44.49 | -13 | Pass | 401 |
| 823 | 824 | 0.15 | RMS | 824 | -22.17 | -13 | Pass | 401 |
| 824 | 839 | 0.1 | RMS | 824.825 | 20.96 | 30 | Pass | 401 |



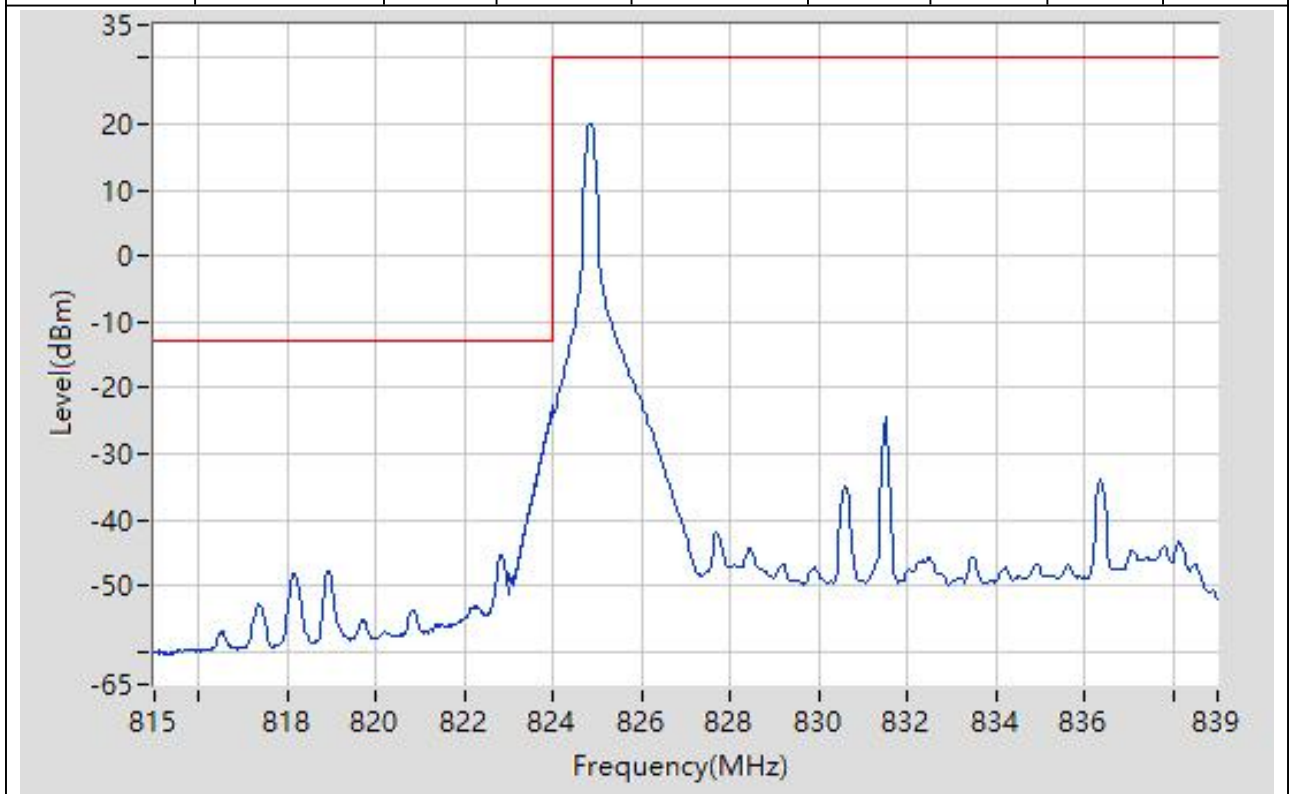
15.34. LTE Band Edge(NTNV)(Subtest:34, Channel:26865, Bandwidth:15, Modulation:QPSK, RB Number: 75, RB Position:LOW)

| Start Frequency (MHz) | Stop Frequency (MHz) | RBW (MHz) | Detector | Frequency (MHz) | Power (dBm) | Limit (dBm) | Verdict | Sweep Point |
|-----------------------|----------------------|-----------|----------|-----------------|-------------|-------------|---------|-------------|
| 815 | 823 | 0.1 | RMS | 820.98 | -32.79 | -13 | Pass | 401 |
| 823 | 824 | 0.15 | RMS | 824 | -30.3 | -13 | Pass | 401 |
| 824 | 839 | 0.1 | RMS | 835.925 | 1.91 | 30 | Pass | 401 |



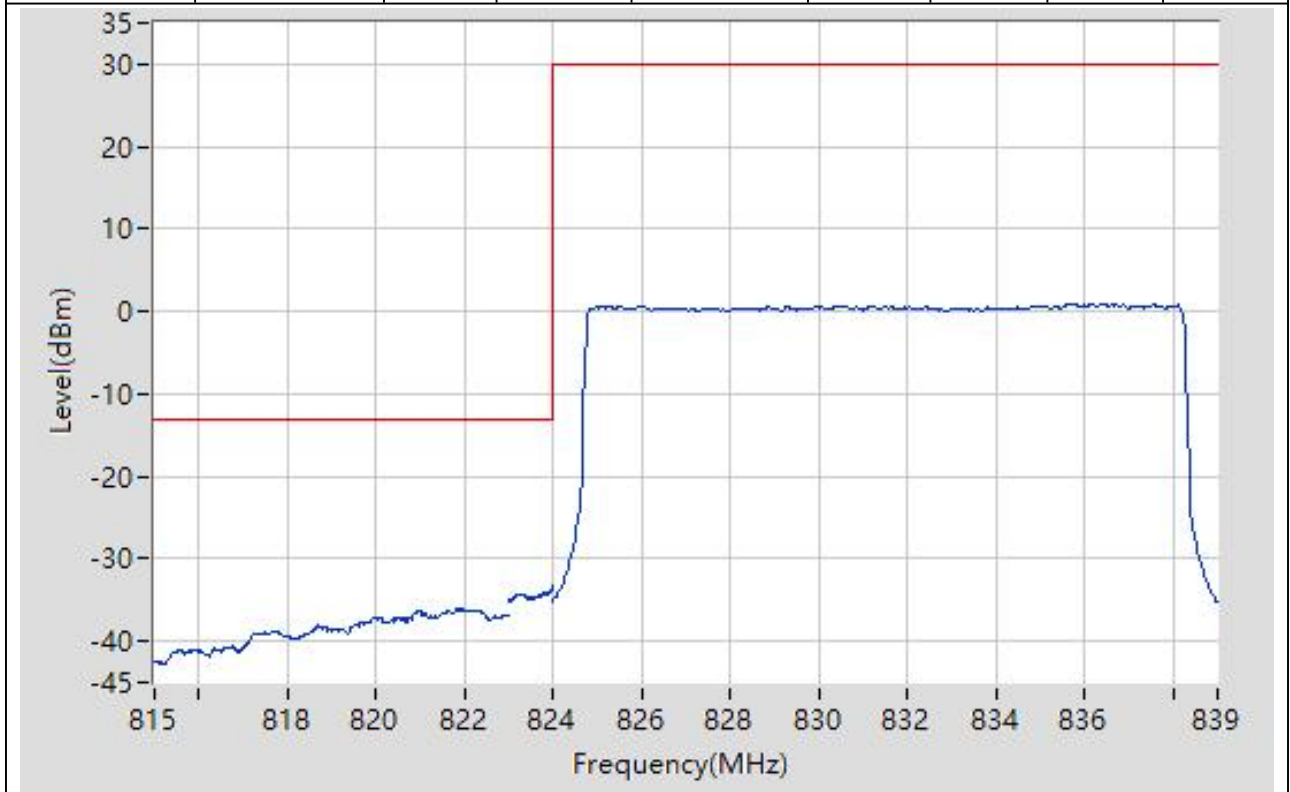
15.35. LTE Band Edge(NTNV)(Subtest:35, Channel:26865, Bandwidth:15, Modulation:Q16, RB Number: 1, RB Position:LOW)

| Start Frequency (MHz) | Stop Frequency (MHz) | RBW (MHz) | Detector | Frequency (MHz) | Power (dBm) | Limit (dBm) | Verdict | Sweep Point |
|-----------------------|----------------------|-----------|----------|-----------------|-------------|-------------|---------|-------------|
| 815 | 823 | 0.1 | RMS | 822.84 | -45.42 | -13 | Pass | 401 |
| 823 | 824 | 0.15 | RMS | 824 | -22.79 | -13 | Pass | 401 |
| 824 | 839 | 0.1 | RMS | 824.825 | 19.96 | 30 | Pass | 401 |



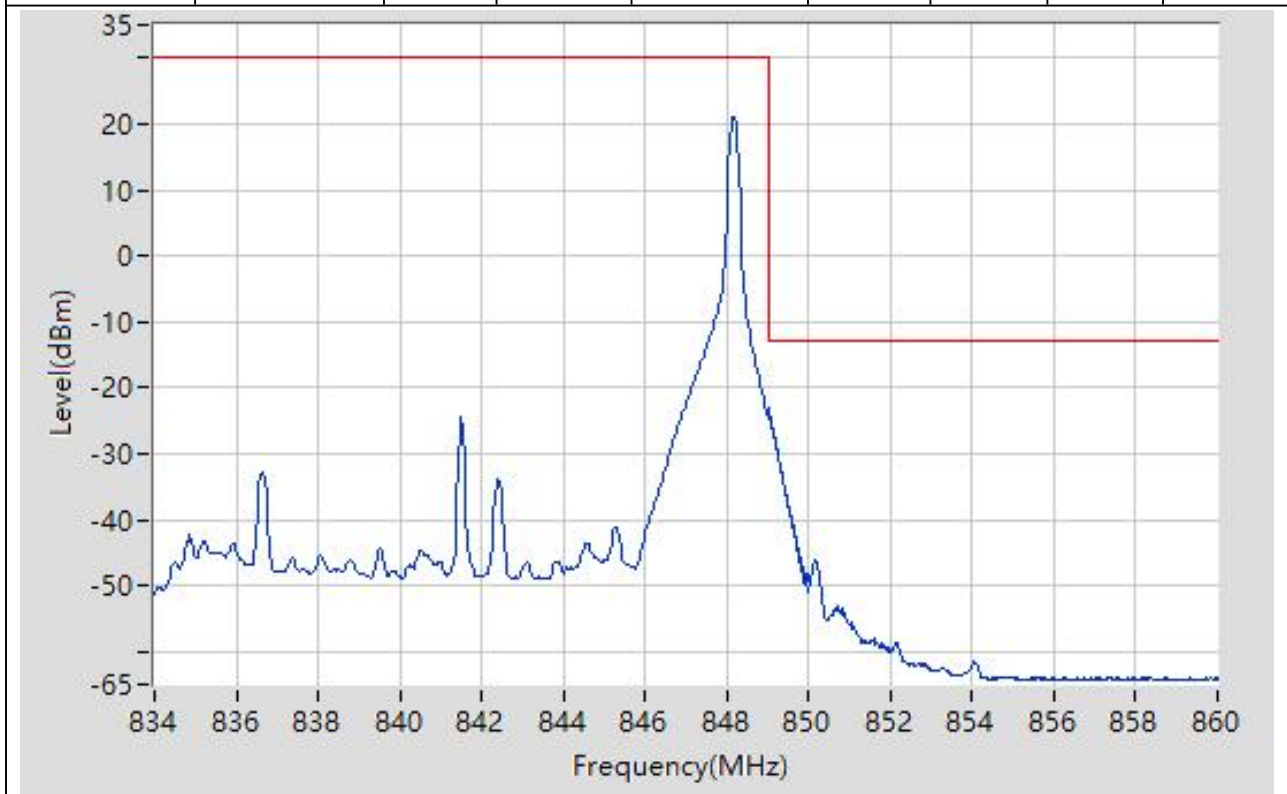
15.36. LTE Band Edge(NTNV)(Subtest:36, Channel:26865, Bandwidth:15, Modulation:Q16, RB Number: 75, RB Position:LOW)

| Start Frequency (MHz) | Stop Frequency (MHz) | RBW (MHz) | Detector | Frequency (MHz) | Power (dBm) | Limit (dBm) | Verdict | Sweep Point |
|-----------------------|----------------------|-----------|----------|-----------------|-------------|-------------|---------|-------------|
| 815 | 823 | 0.1 | RMS | 821.96 | -36.07 | -13 | Pass | 401 |
| 823 | 824 | 0.15 | RMS | 823.995 | -33.39 | -13 | Pass | 401 |
| 824 | 839 | 0.1 | RMS | 835.738 | 0.94 | 30 | Pass | 401 |



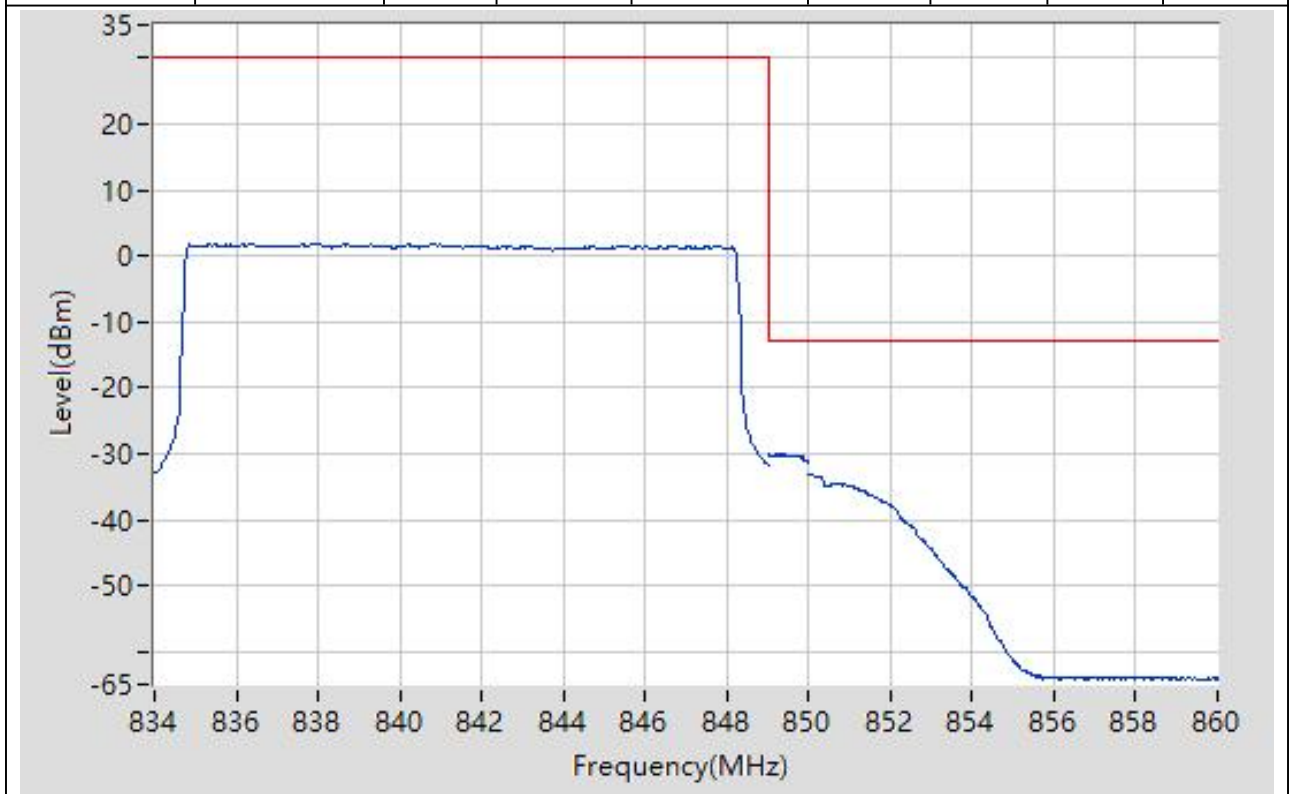
15.37. LTE Band Edge(NTNV)(Subtest:37, Channel:26965, Bandwidth:15, Modulation:QPSK, RB Number: 1, RB Position:HIGH)

| Start Frequency (MHz) | Stop Frequency (MHz) | RBW (MHz) | Detector | Frequency (MHz) | Power (dBm) | Limit (dBm) | Verdict | Sweep Point |
|-----------------------|----------------------|-----------|----------|-----------------|-------------|-------------|---------|-------------|
| 834 | 849 | 0.1 | RMS | 848.175 | 20.95 | 30 | Pass | 401 |
| 849 | 850 | 0.15 | RMS | 849 | -22.94 | -13 | Pass | 401 |
| 850 | 860 | 0.1 | RMS | 850.175 | -46.17 | -13 | Pass | 401 |



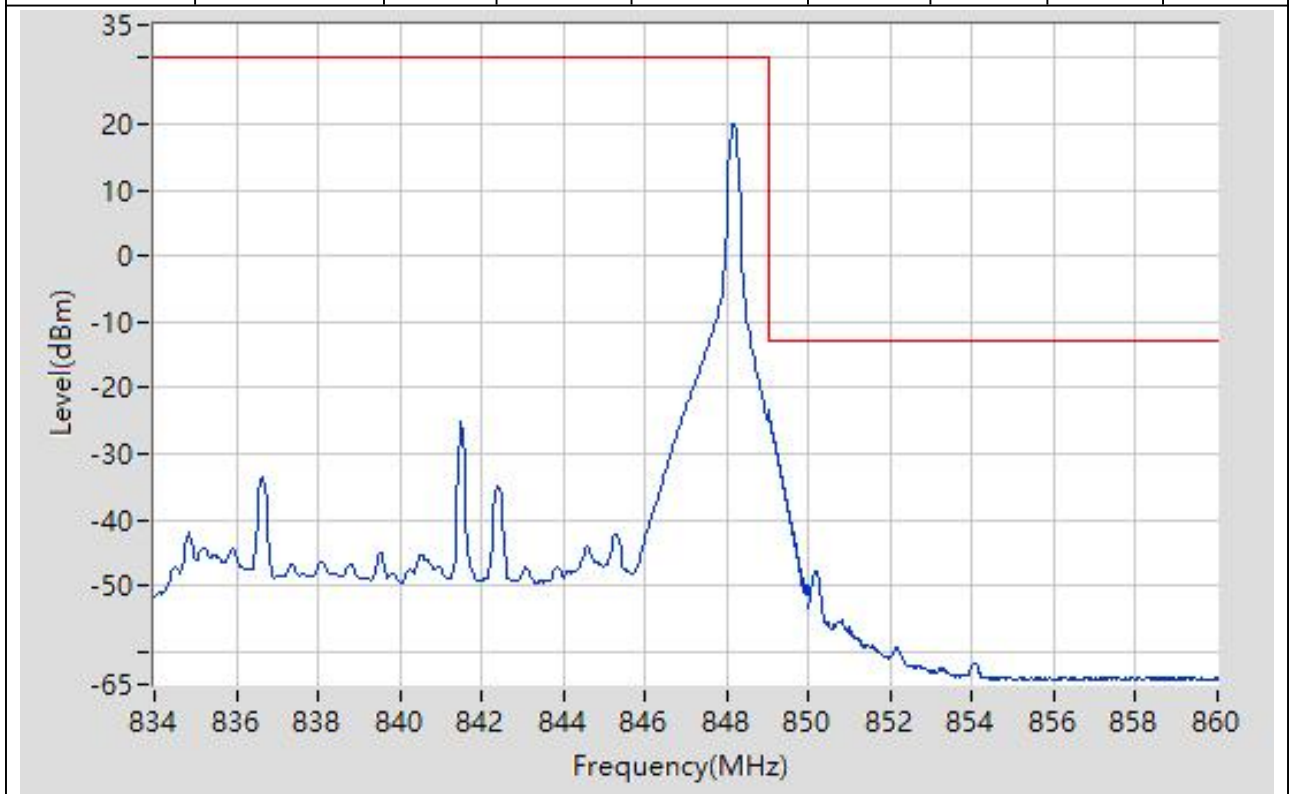
15.38. LTE Band Edge(NTNV)(Subtest:38, Channel:26965, Bandwidth:15, Modulation:QPSK, RB Number: 75, RB Position:HIGH)

| Start Frequency (MHz) | Stop Frequency (MHz) | RBW (MHz) | Detector | Frequency (MHz) | Power (dBm) | Limit (dBm) | Verdict | Sweep Point |
|-----------------------|----------------------|-----------|----------|-----------------|-------------|-------------|---------|-------------|
| 834 | 849 | 0.1 | RMS | 837.938 | 1.75 | 30 | Pass | 401 |
| 849 | 850 | 0.15 | RMS | 849 | -29.95 | -13 | Pass | 401 |
| 850 | 860 | 0.1 | RMS | 850 | -33.1 | -13 | Pass | 401 |



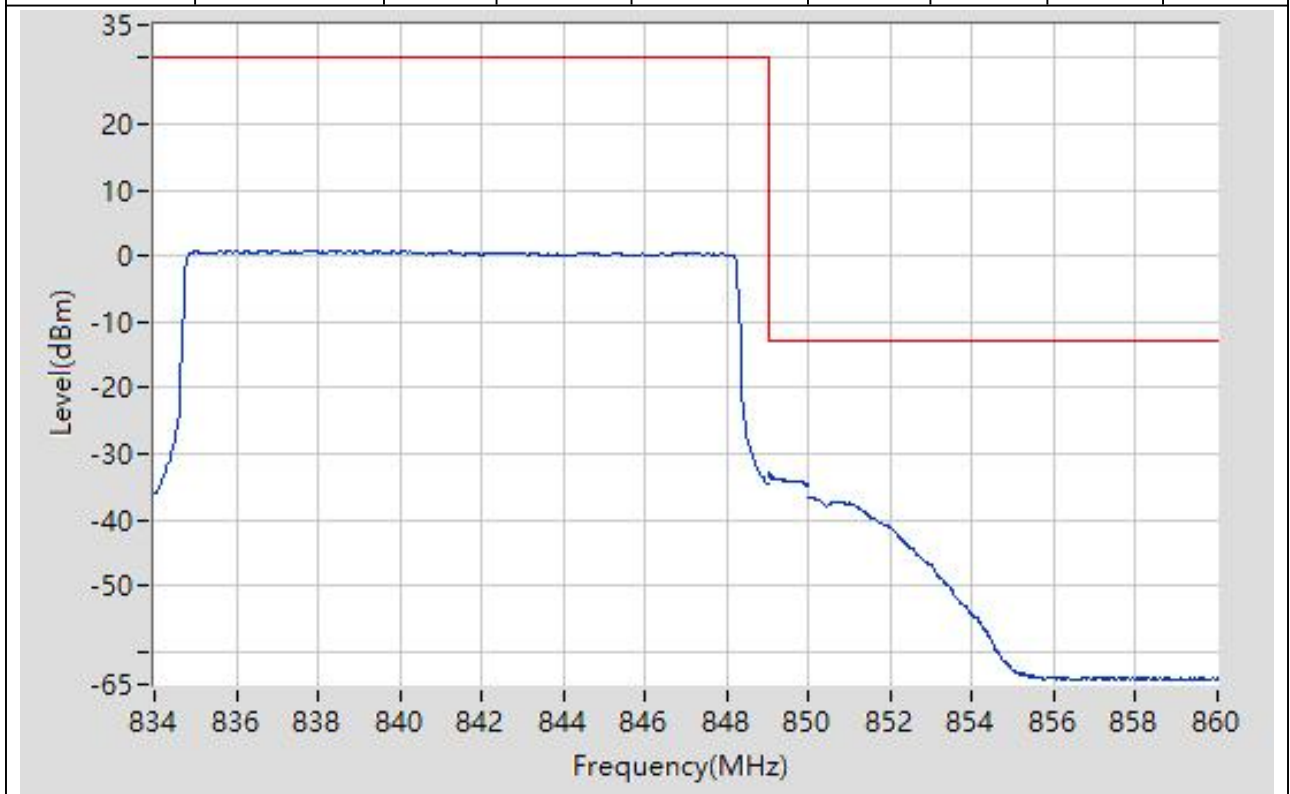
15.39. LTE Band Edge(NTNV)(Subtest:39, Channel:26965, Bandwidth:15, Modulation:Q16, RB Number: 1, RB Position:HIGH)

| Start Frequency (MHz) | Stop Frequency (MHz) | RBW (MHz) | Detector | Frequency (MHz) | Power (dBm) | Limit (dBm) | Verdict | Sweep Point |
|-----------------------|----------------------|-----------|----------|-----------------|-------------|-------------|---------|-------------|
| 834 | 849 | 0.1 | RMS | 848.175 | 19.93 | 30 | Pass | 401 |
| 849 | 850 | 0.15 | RMS | 849.005 | -23.54 | -13 | Pass | 401 |
| 850 | 860 | 0.1 | RMS | 850.15 | -47.7 | -13 | Pass | 401 |



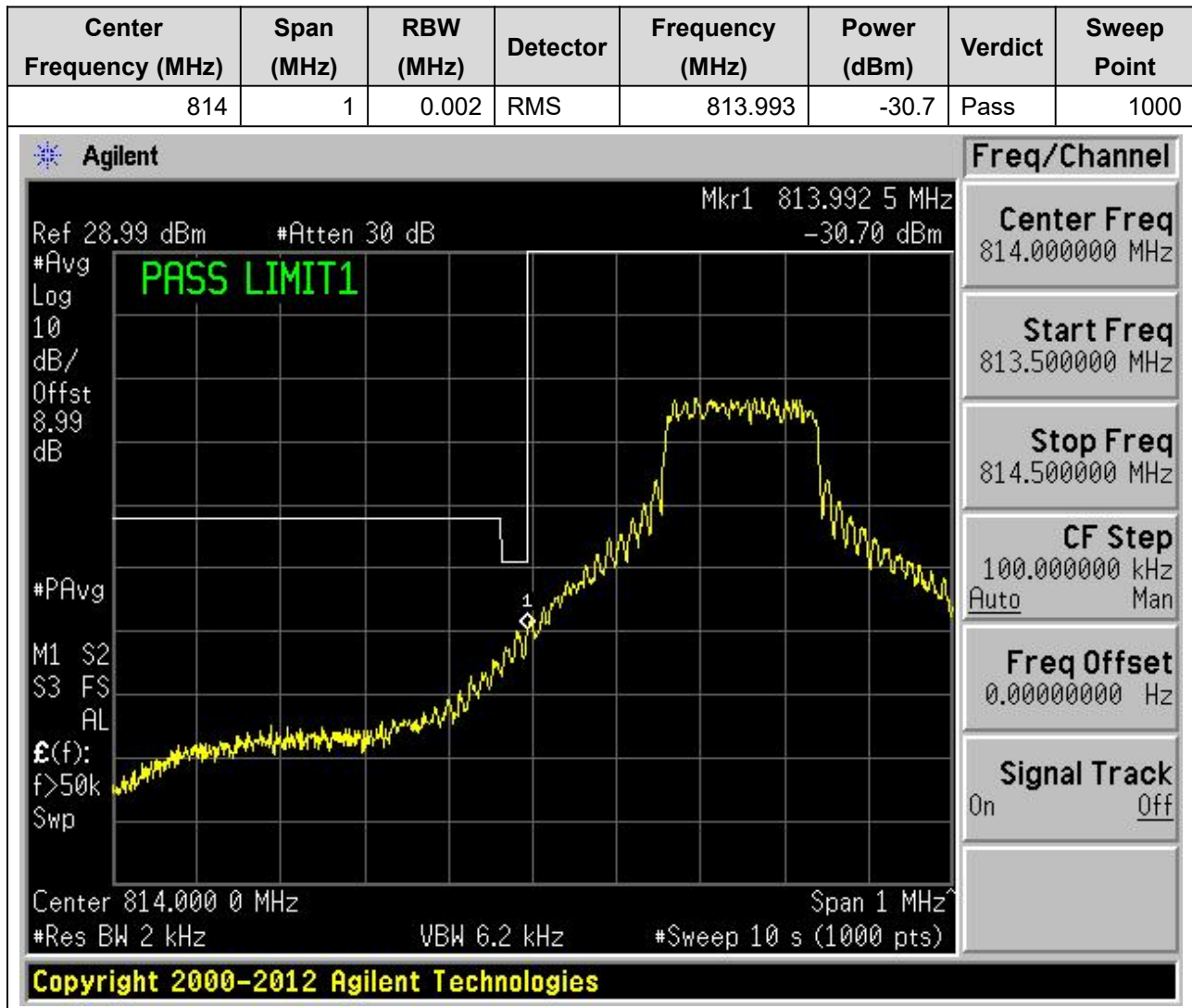
15.40. LTE Band Edge(NTNV)(Subtest:40, Channel:26965, Bandwidth:15, Modulation:Q16, RB Number: 75, RB Position:HIGH)

| Start Frequency (MHz) | Stop Frequency (MHz) | RBW (MHz) | Detector | Frequency (MHz) | Power (dBm) | Limit (dBm) | Verdict | Sweep Point |
|-----------------------|----------------------|-----------|----------|-----------------|-------------|-------------|---------|-------------|
| 834 | 849 | 0.1 | RMS | 837.863 | 0.78 | 30 | Pass | 401 |
| 849 | 850 | 0.15 | RMS | 849.028 | -32.94 | -13 | Pass | 401 |
| 850 | 860 | 0.1 | RMS | 850 | -36.55 | -13 | Pass | 401 |



16. LTE_Band26(part90)

16.1. LTE Band Edge_in-band(NTNV)(Subtest:1, Channel:26697, Bandwidth:1.4, Modulation:QPSK, RB Number: 1, RB Position:LOW)



16.2. LTE Band Edge_in-band(NTNV)(Subtest:2, Channel:26697, Bandwidth:1.4, Modulation:QPSK, RB Number: 6, RB Position:LOW)

| Center Frequency (MHz) | Span (MHz) | RBW (MHz) | Detector | Frequency (MHz) | Power (dBm) | Verdict | Sweep Point |
|------------------------|------------|-----------|----------|-----------------|-------------|---------|-------------|
| 814 | 1 | 0.015 | RMS | 813.993 | -27.02 | Pass | 401 |

