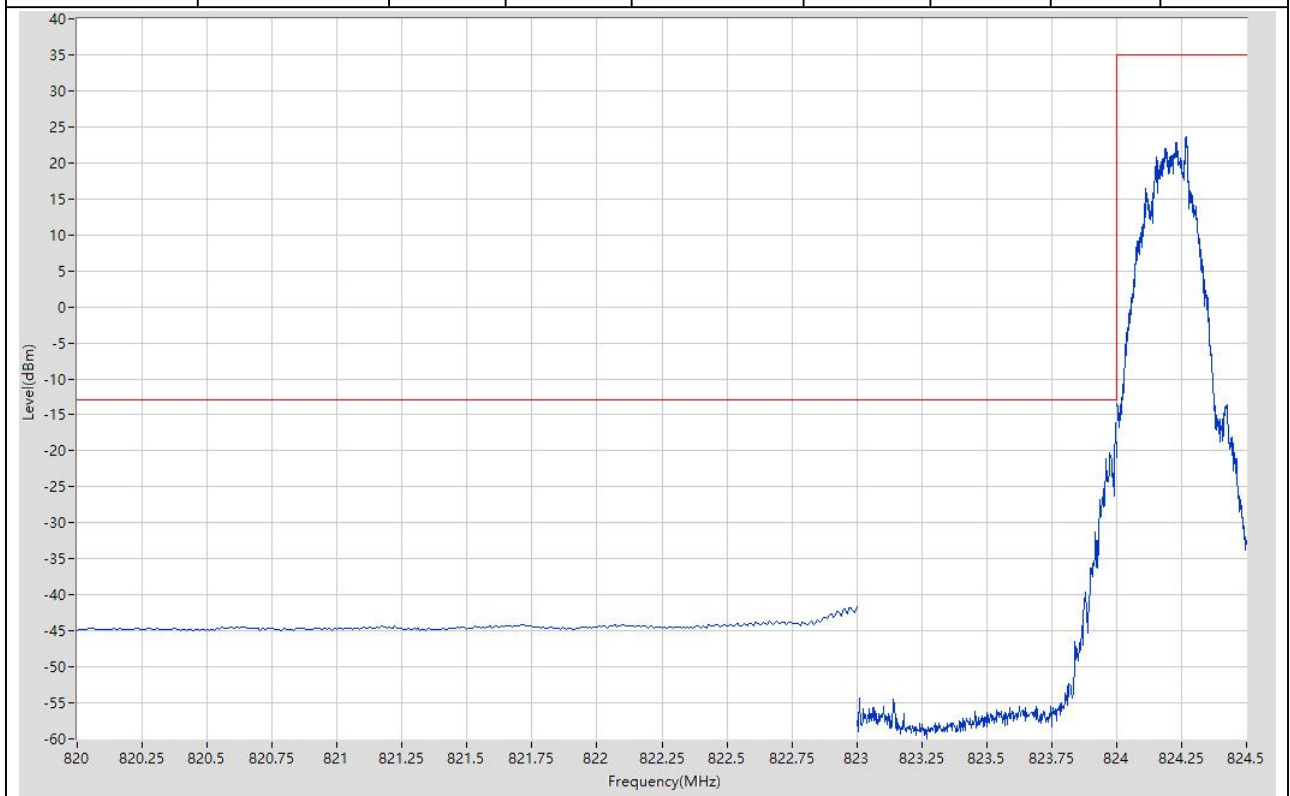


Annex A.6 Band Edge

1. GSM_GSM850

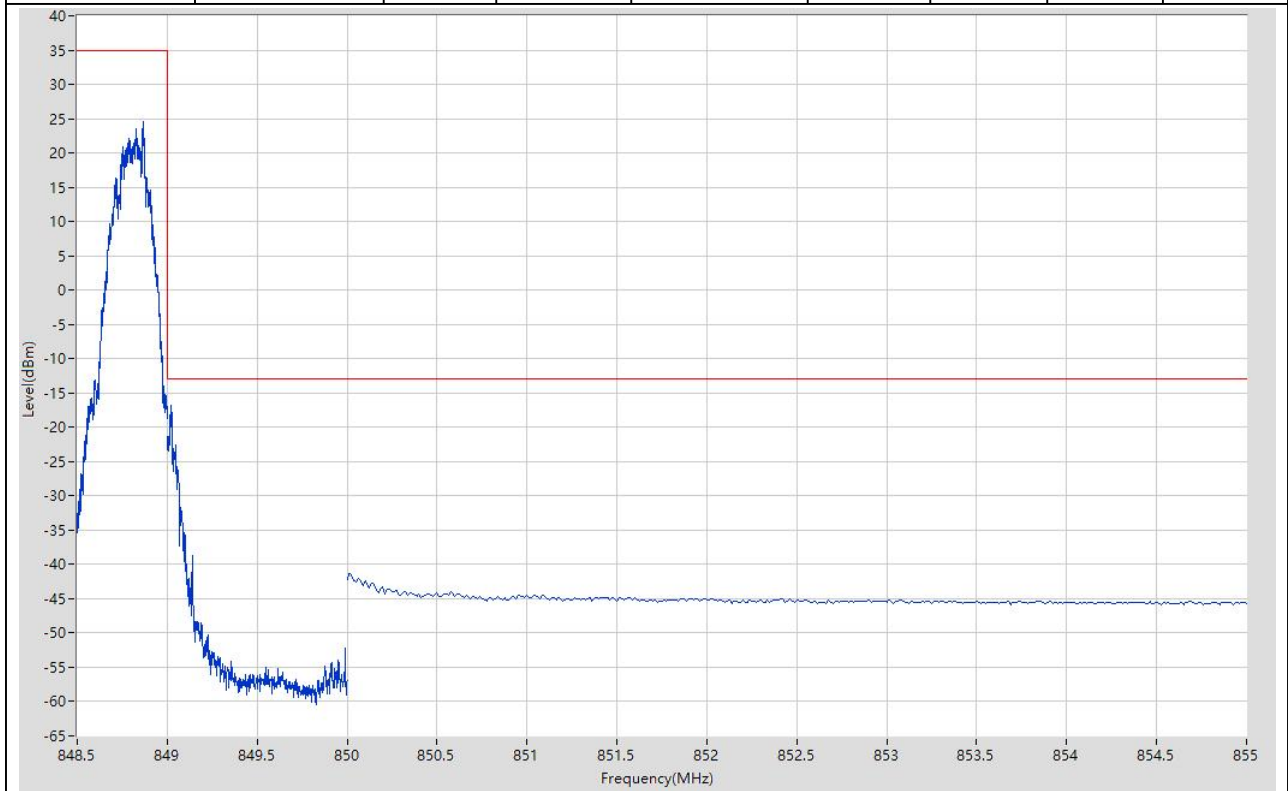
1.1. GSM Band Edge(NTNV)(Channel:128)

Start Frequency (MHz)	Stop Frequency (MHz)	RBW (MHz)	Detector	Frequency (MHz)	Power (dBm)	Limit (dBm)	Verdict	Sweep Point
820	823	0.1	RMS	823	-41.56	-13	Pass	401
823	824	0.003	RMS	823.995	-16.09	-13	Pass	401
824	824.5	0.01	RMS	824.268	23.69	35	Pass	401



1.2. GSM Band Edge(NTNV)(Channel:251)

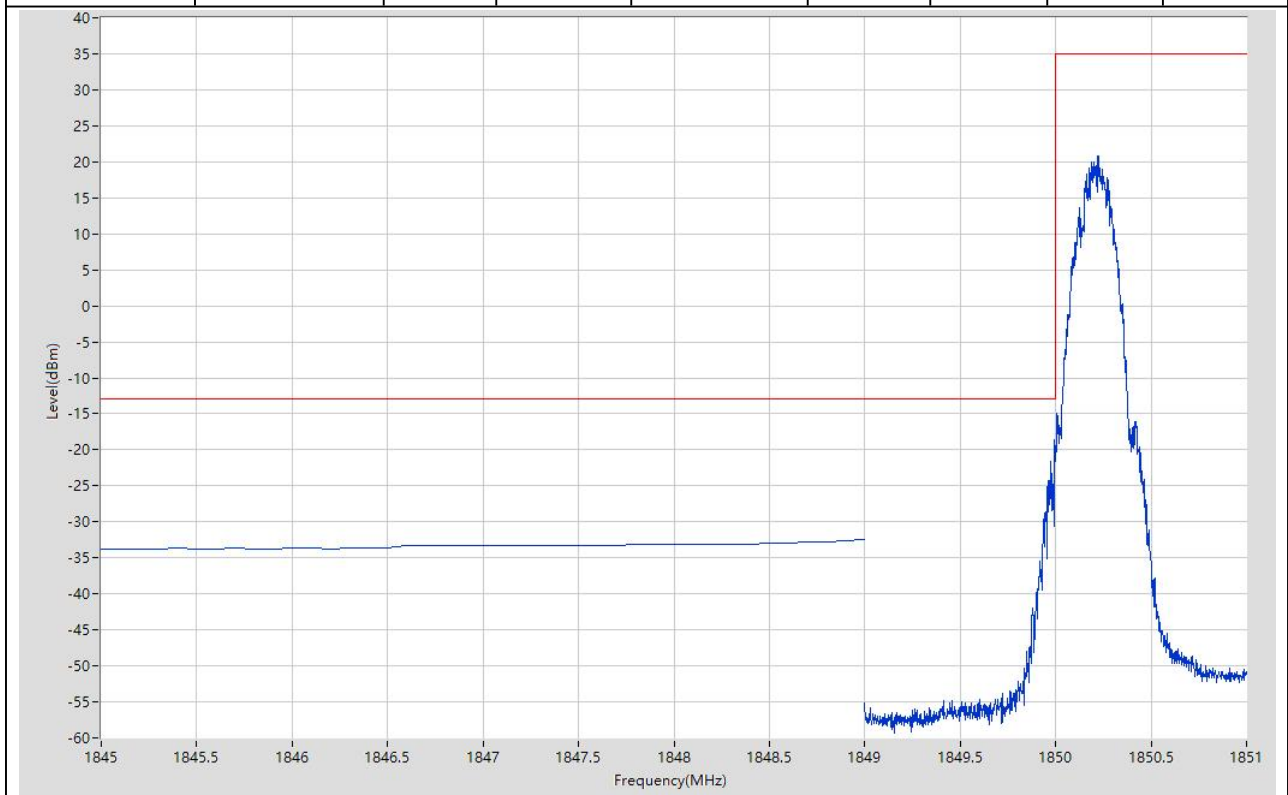
Start Frequency (MHz)	Stop Frequency (MHz)	RBW (MHz)	Detector	Frequency (MHz)	Power (dBm)	Limit (dBm)	Verdict	Sweep Point
848.5	849	0.01	RMS	848.868	24.64	35	Pass	401
849	850	0.003	RMS	849.023	-16.83	-13	Pass	401
850	855	0.1	RMS	850.013	-41.26	-13	Pass	401



2. GSM_PCS

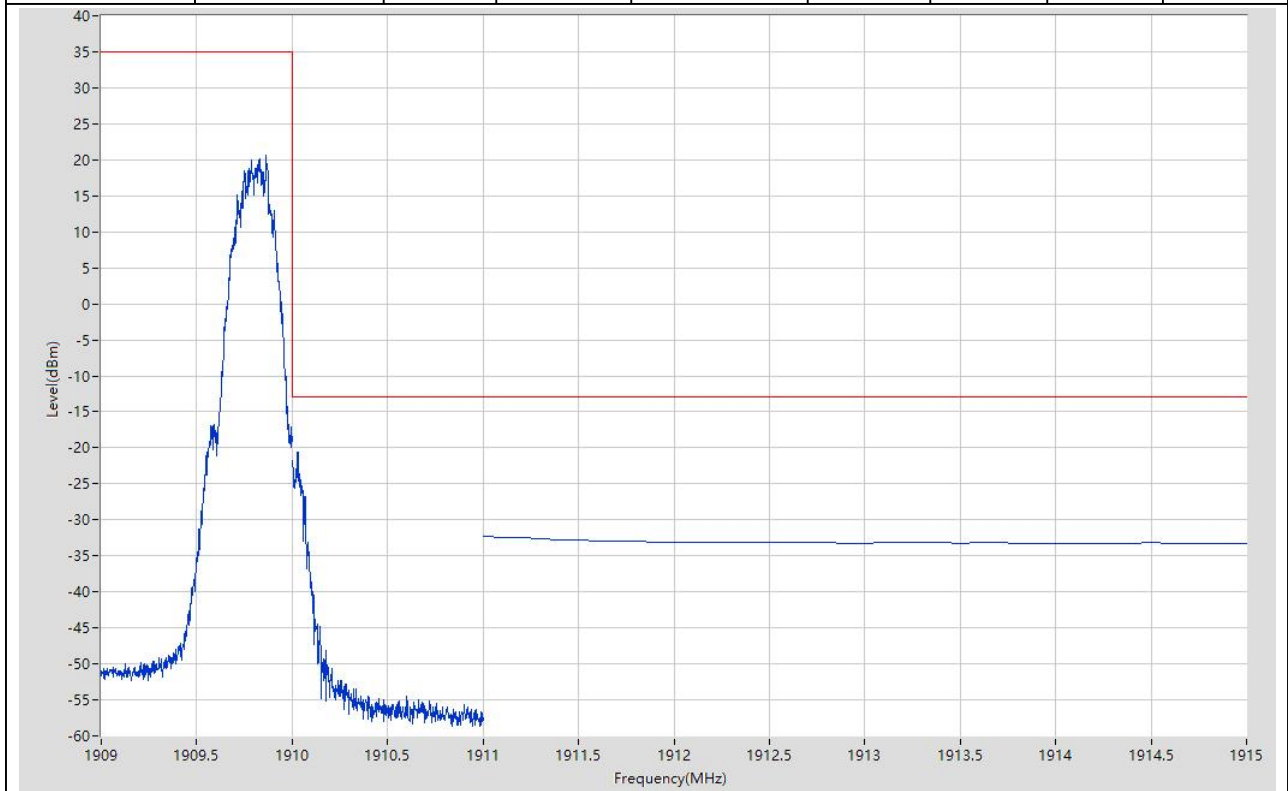
2.1. GSM Band Edge(NTNV)(Channel:512)

Start Frequency (MHz)	Stop Frequency (MHz)	RBW (MHz)	Detector	Frequency (MHz)	Power (dBm)	Limit (dBm)	Verdict	Sweep Point
1845	1849	1	RMS	1849	-32.48	-13	Pass	41
1849	1850	0.003	RMS	1849.995	-18.52	-13	Pass	401
1850	1851	0.01	RMS	1850.228	20.84	35	Pass	401



2.2. GSM Band Edge(NTNV)(Channel:810)

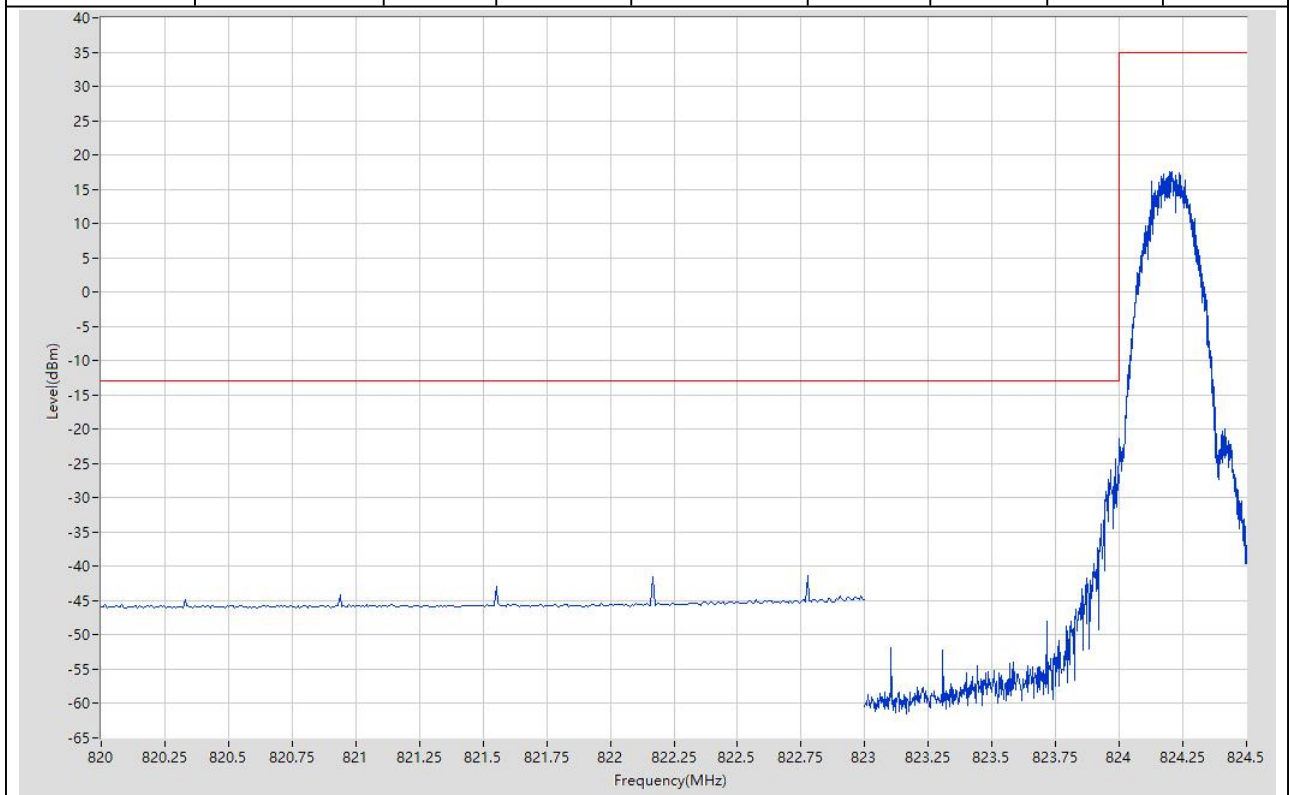
Start Frequency (MHz)	Stop Frequency (MHz)	RBW (MHz)	Detector	Frequency (MHz)	Power (dBm)	Limit (dBm)	Verdict	Sweep Point
1909	1910	0.01	RMS	1909.863	20.63	35	Pass	401
1910	1911	0.003	RMS	1910.03	-20.58	-13	Pass	401
1911	1915	1	RMS	1911	-32.22	-13	Pass	41



3. EGPRS_GSM850

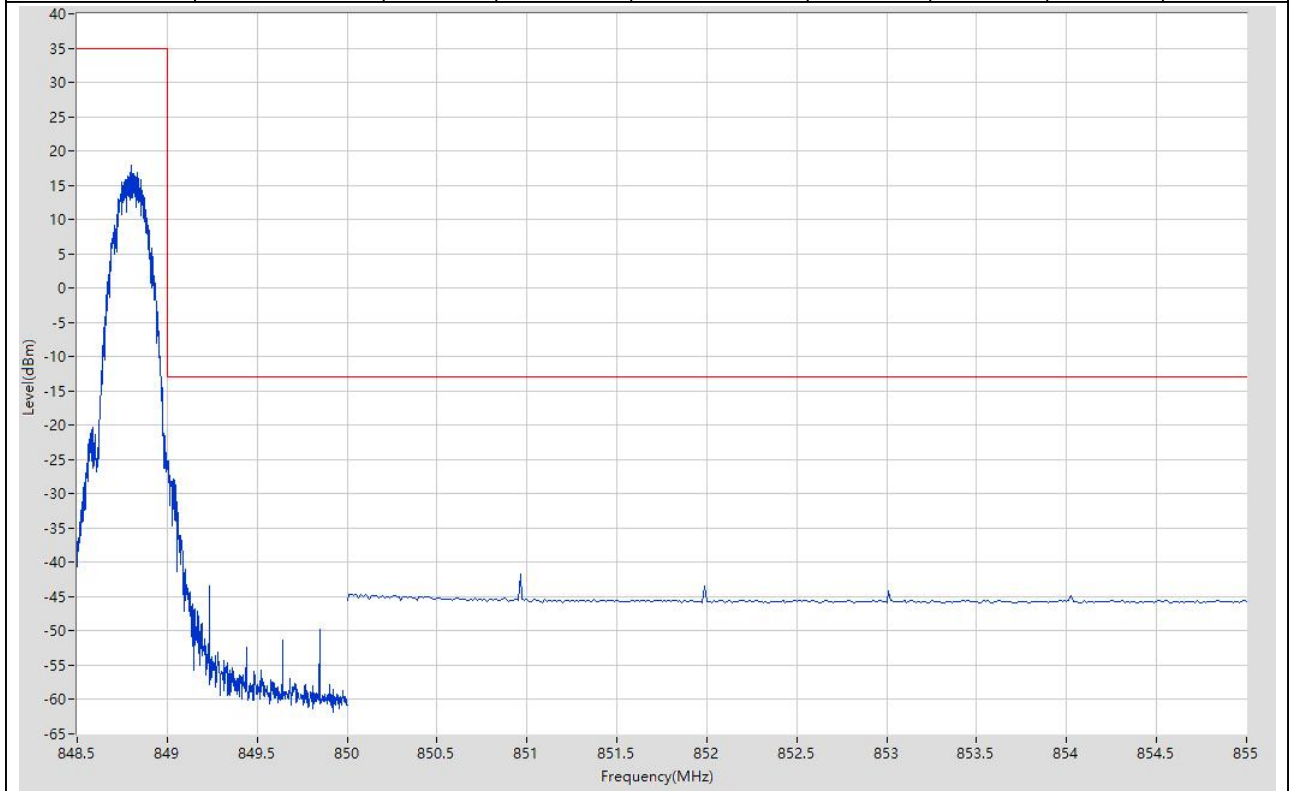
3.1. EGPRS Band Edge(NTNV)(Channel:128)

Start Frequency (MHz)	Stop Frequency (MHz)	RBW (MHz)	Detector	Frequency (MHz)	Power (dBm)	Limit (dBm)	Verdict	Sweep Point
820	823	0.1	RMS	822.775	-41.25	-13	Pass	401
823	824	0.003	RMS	823.988	-24.26	-13	Pass	401
824	824.5	0.01	RMS	824.198	17.59	35	Pass	401



3.2. EGPRS Band Edge(NTNV)(Channel:251)

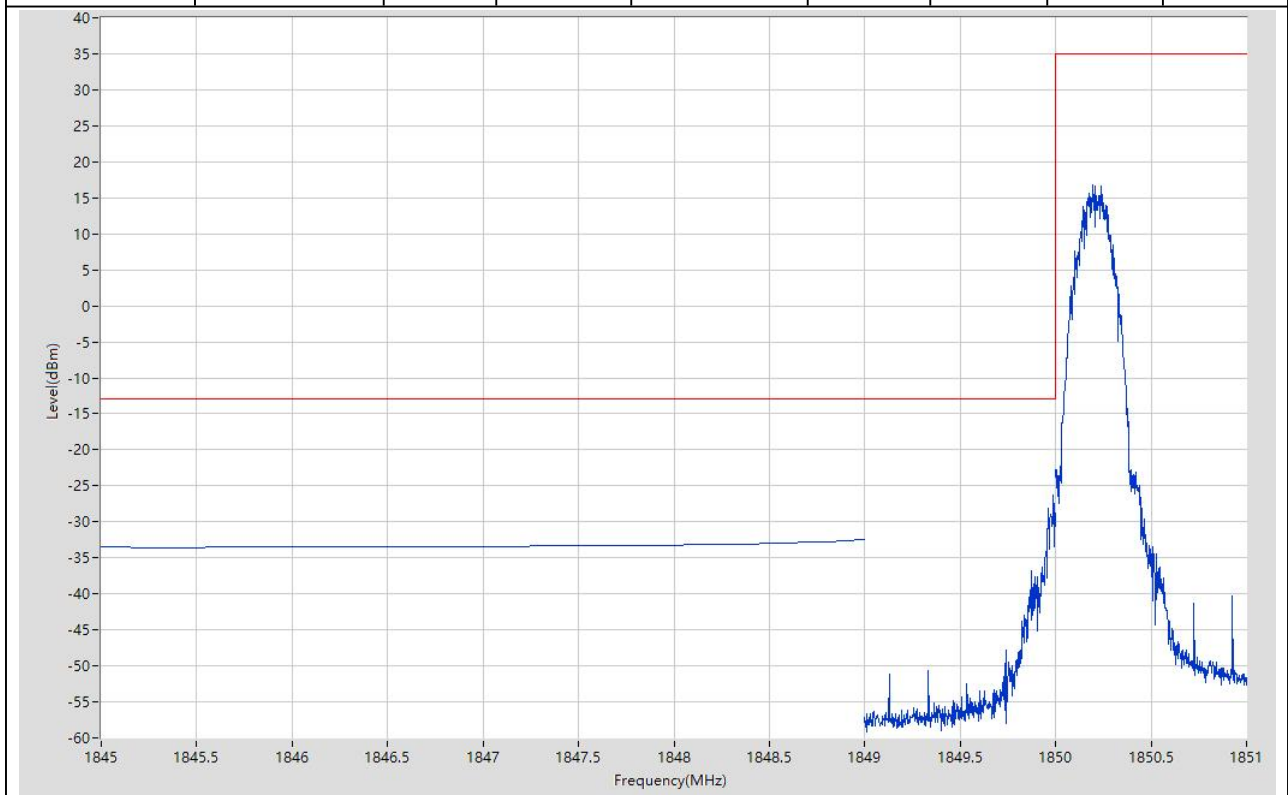
Start Frequency (MHz)	Stop Frequency (MHz)	RBW (MHz)	Detector	Frequency (MHz)	Power (dBm)	Limit (dBm)	Verdict	Sweep Point
848.5	849	0.01	RMS	848.804	17.87	35	Pass	401
849	850	0.003	RMS	849.01	-25.15	-13	Pass	401
850	855	0.1	RMS	850.963	-41.61	-13	Pass	401



4. EGPRS_PCS

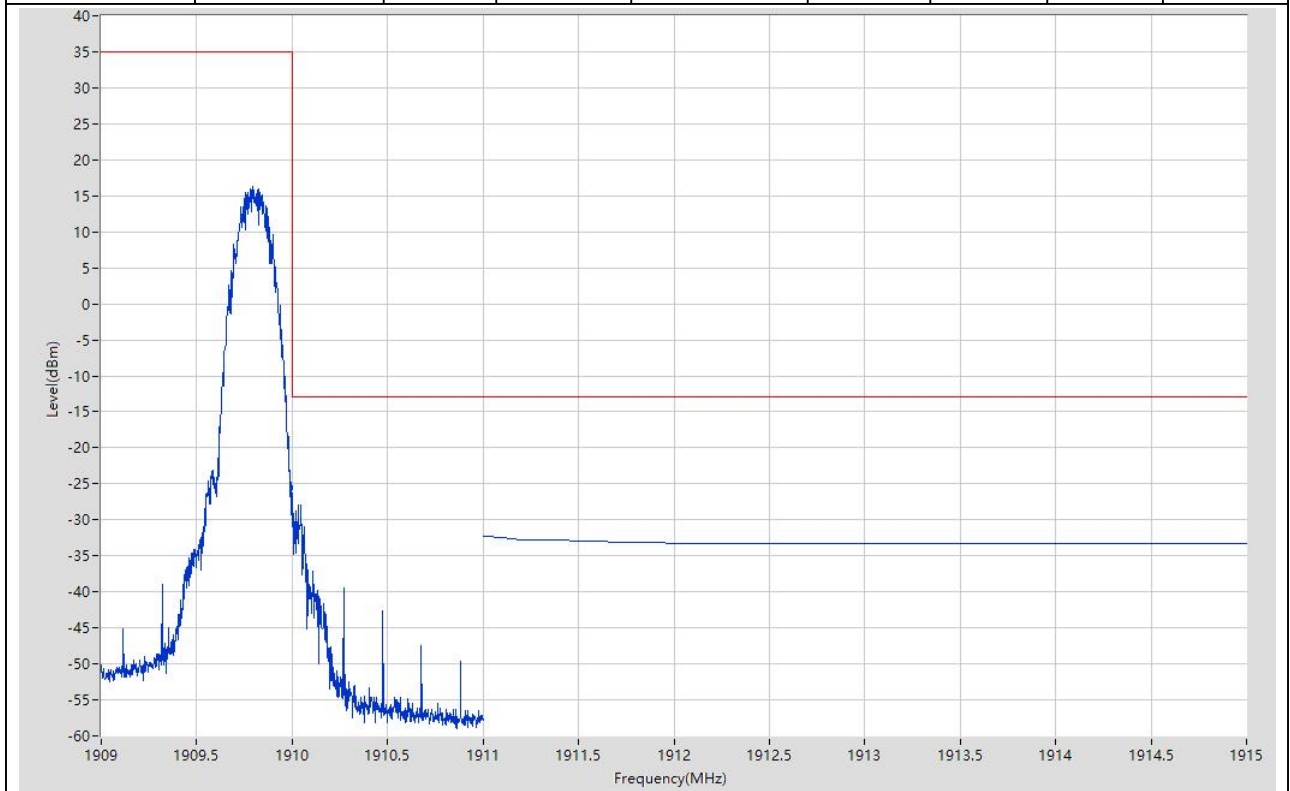
4.1. EGPRS Band Edge(NTNV)(Channel:512)

Start Frequency (MHz)	Stop Frequency (MHz)	RBW (MHz)	Detector	Frequency (MHz)	Power (dBm)	Limit (dBm)	Verdict	Sweep Point
1845	1849	1	RMS	1849	-32.49	-13	Pass	41
1849	1850	0.003	RMS	1849.988	-26.32	-13	Pass	401
1850	1851	0.01	RMS	1850.193	16.82	35	Pass	401



4.2. EGPRS Band Edge(NTNV)(Channel:810)

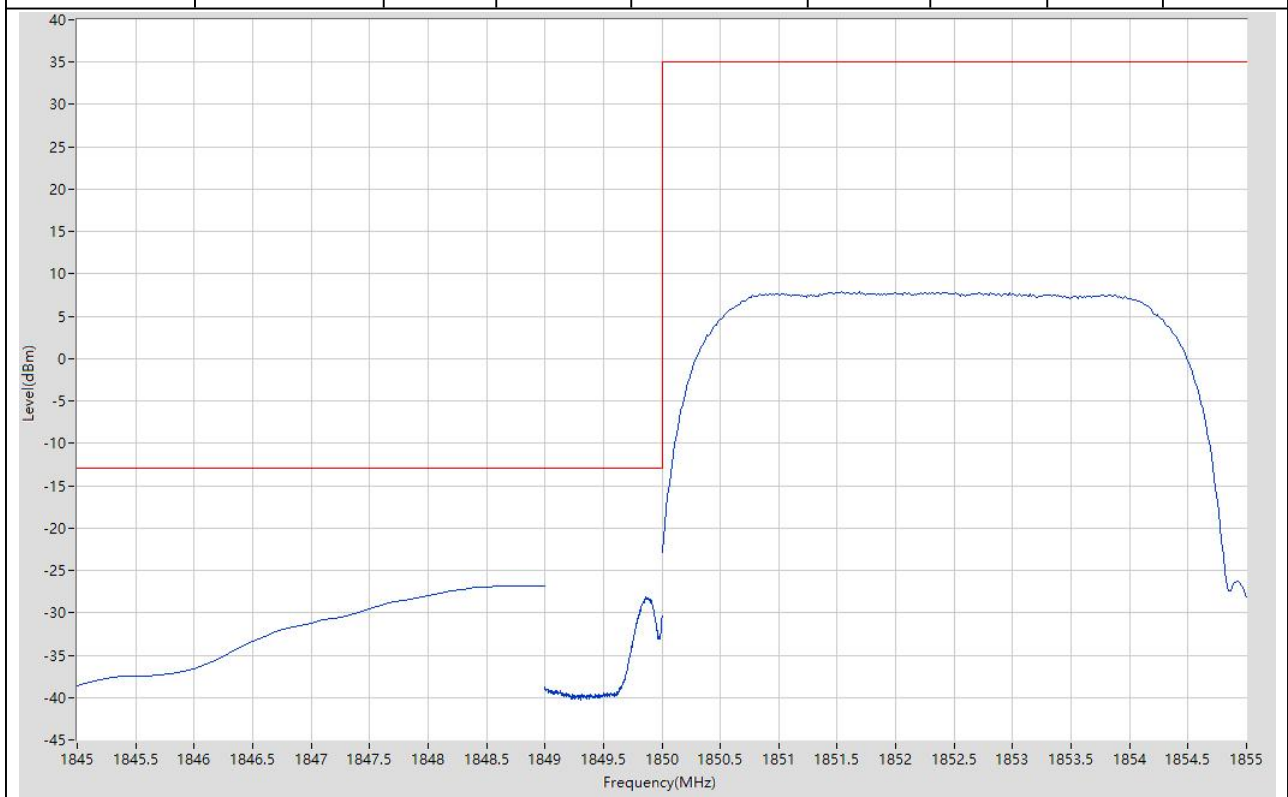
Start Frequency (MHz)	Stop Frequency (MHz)	RBW (MHz)	Detector	Frequency (MHz)	Power (dBm)	Limit (dBm)	Verdict	Sweep Point
1909	1910	0.01	RMS	1909.793	16.22	35	Pass	401
1910	1911	0.003	RMS	1910.003	-26.3	-13	Pass	401
1911	1915	1	RMS	1911	-32.24	-13	Pass	41



5. WCDMA_Band2

5.1. WCDMA Band Edge(NTNV)(Channel:9262)

Start Frequency (MHz)	Stop Frequency (MHz)	RBW (MHz)	Detector	Frequency (MHz)	Power (dBm)	Limit (dBm)	Verdict	Sweep Point
1845	1849	1	RMS	1849	-26.77	-13	Pass	41
1849	1850	0.051	RMS	1849.863	-28.15	-13	Pass	401
1850	1855	0.1	RMS	1851.688	7.9	35	Pass	401



5.2. WCDMA Band Edge(NTNV)(Channel:9538)

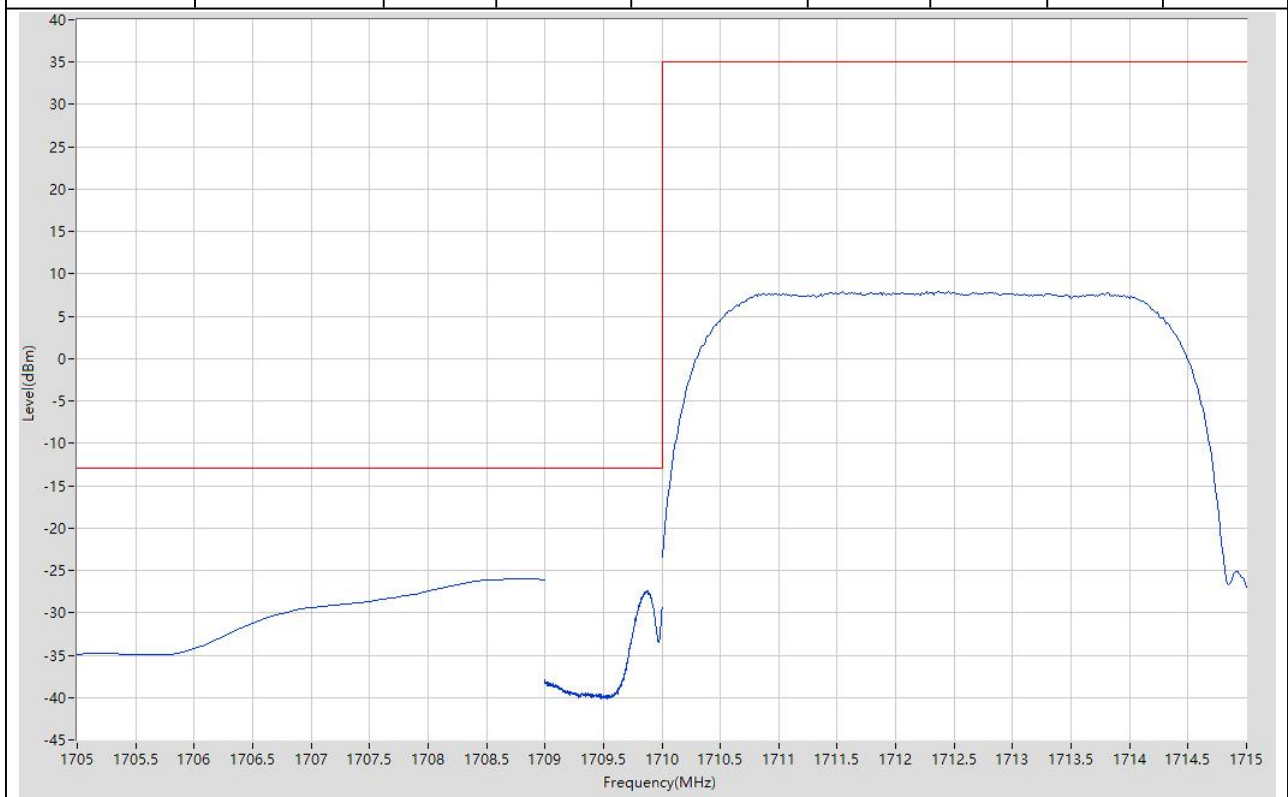
Start Frequency (MHz)	Stop Frequency (MHz)	RBW (MHz)	Detector	Frequency (MHz)	Power (dBm)	Limit (dBm)	Verdict	Sweep Point
1905	1910	0.1	RMS	1906.038	7.83	35	Pass	401
1910	1911	0.051	RMS	1910	-26.84	-13	Pass	401
1911	1915	1	RMS	1911.1	-24.8	-13	Pass	41



6. WCDMA_Band4

6.1. WCDMA Band Edge(NTNV)(Channel:1312)

Start Frequency (MHz)	Stop Frequency (MHz)	RBW (MHz)	Detector	Frequency (MHz)	Power (dBm)	Limit (dBm)	Verdict	Sweep Point
1705	1709	1	RMS	1708.8	-25.96	-13	Pass	41
1709	1710	0.051	RMS	1709.87	-27.39	-13	Pass	401
1710	1715	0.1	RMS	1712.363	7.88	35	Pass	401



6.2. WCDMA Band Edge(NTNV)(Channel:1513)

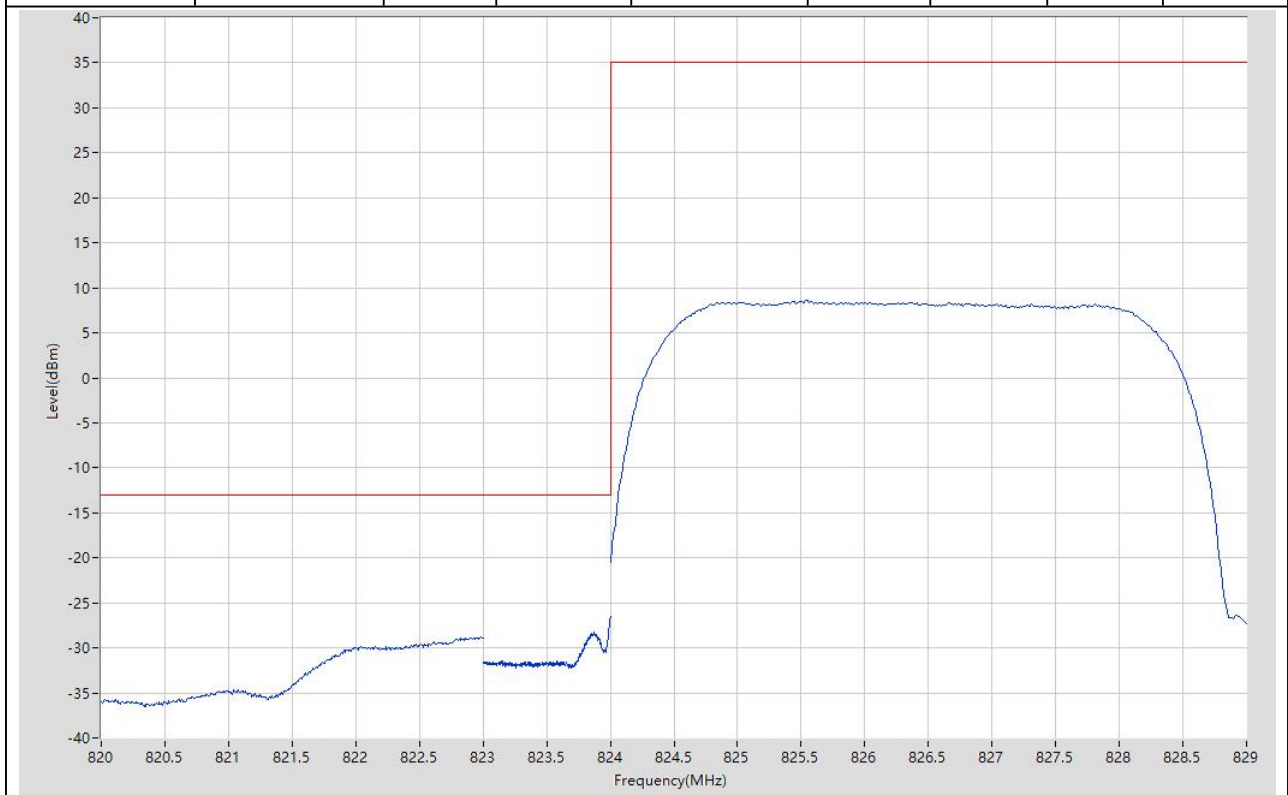
Start Frequency (MHz)	Stop Frequency (MHz)	RBW (MHz)	Detector	Frequency (MHz)	Power (dBm)	Limit (dBm)	Verdict	Sweep Point
1750	1755	0.1	RMS	1751.713	8.03	35	Pass	401
1755	1756	0.051	RMS	1755	-28.03	-13	Pass	401
1756	1760	1	RMS	1756.4	-25.98	-13	Pass	41



7. WCDMA_Band5

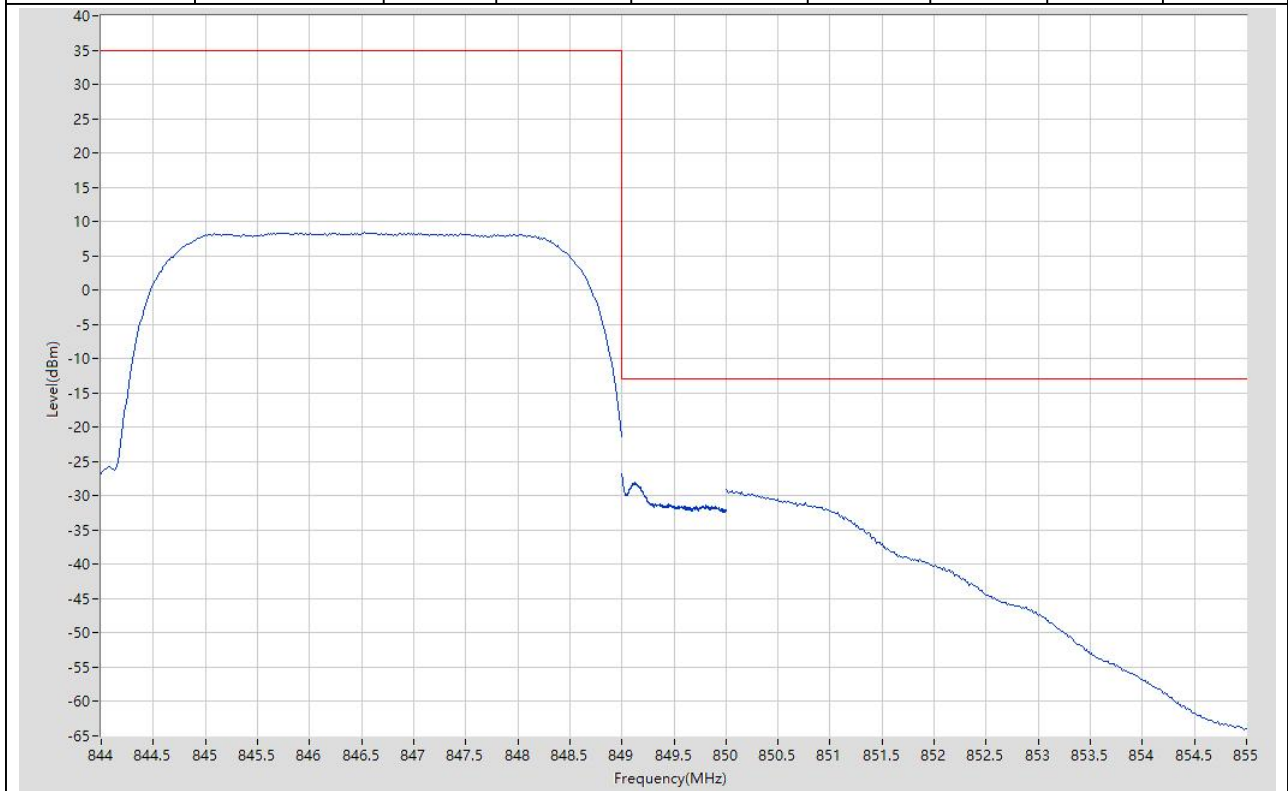
7.1. WCDMA Band Edge(NTNV)(Channel:4132)

Start Frequency (MHz)	Stop Frequency (MHz)	RBW (MHz)	Detector	Frequency (MHz)	Power (dBm)	Limit (dBm)	Verdict	Sweep Point
820	823	0.1	RMS	822.985	-28.83	-13	Pass	401
823	824	0.051	RMS	824	-26.51	-13	Pass	401
824	829	0.1	RMS	825.55	8.6	35	Pass	401



7.2. WCDMA Band Edge(NTNV)(Channel:4233)

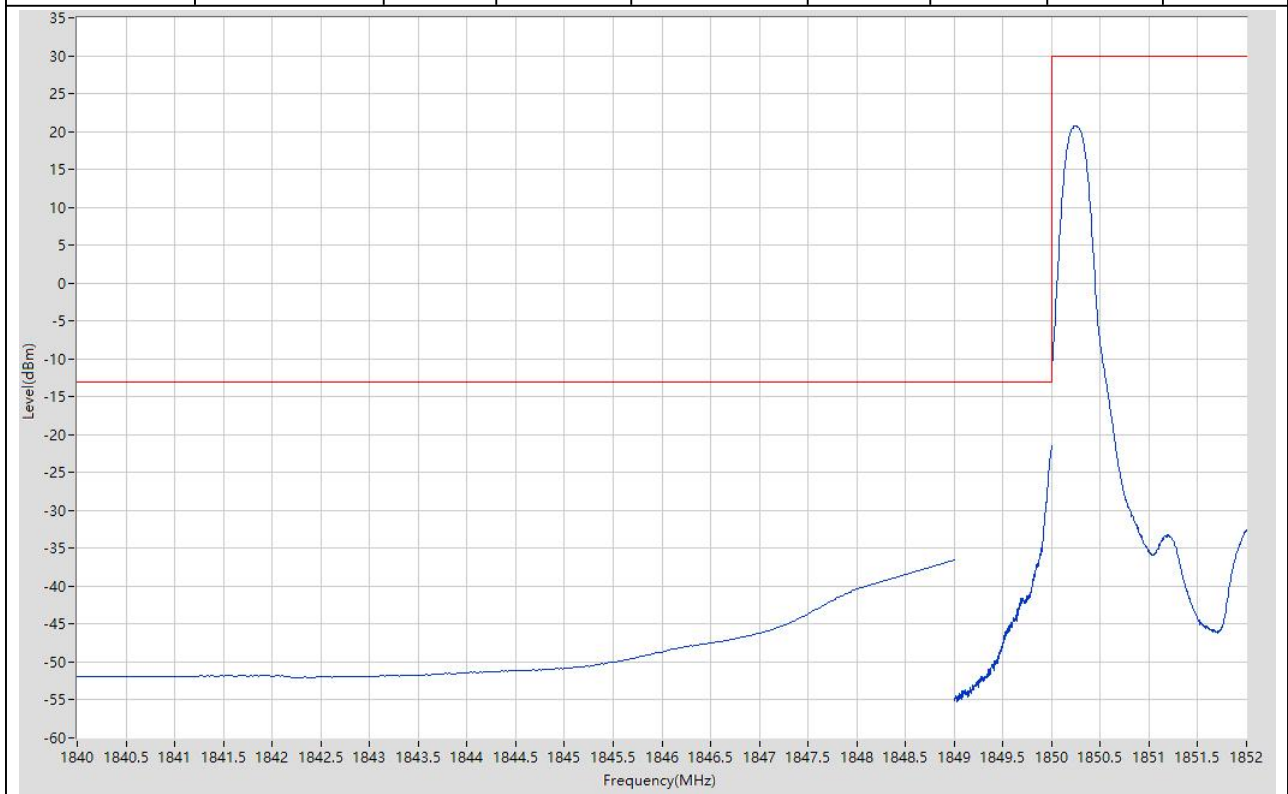
Start Frequency (MHz)	Stop Frequency (MHz)	RBW (MHz)	Detector	Frequency (MHz)	Power (dBm)	Limit (dBm)	Verdict	Sweep Point
844	849	0.1	RMS	846.525	8.36	35	Pass	401
849	850	0.051	RMS	849	-26.76	-13	Pass	401
850	855	0.1	RMS	850	-29.02	-13	Pass	401



8. LTE_Band2

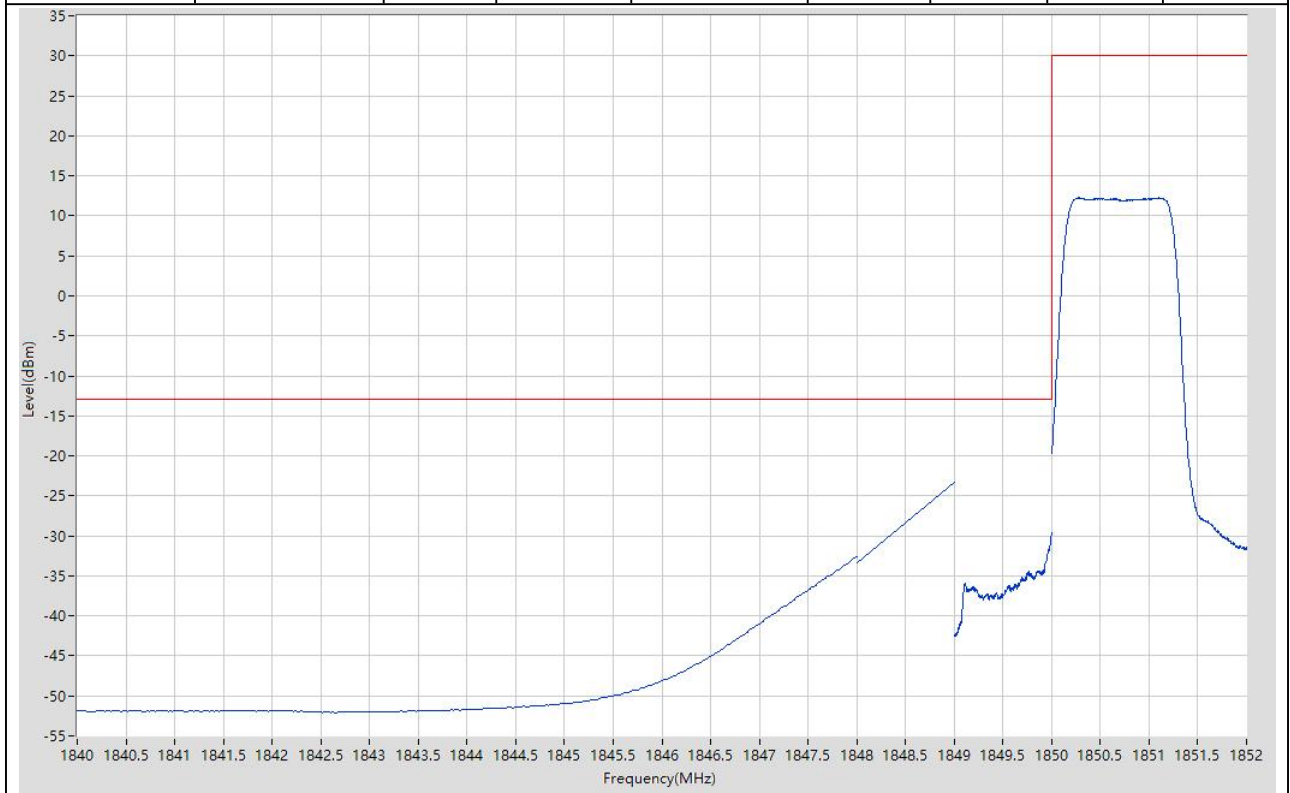
8.1. LTE Band Edge(NTNV)(Subtest:1, Channel:18607, Bandwidth:1.4, Modulation:QPSK, RB Number: 1, RB Position:LOW)

Start Frequency (MHz)	Stop Frequency (MHz)	RBW (MHz)	Detector	Frequency (MHz)	Power (dBm)	Limit (dBm)	Verdict	Sweep Point
1840	1848	1	RMS	1848	-40.36	-13	Pass	401
1848	1849	1	RMS	1849	-36.53	-13	Pass	2
1849	1850	0.02	RMS	1850	-21.51	-13	Pass	401
1850	1852	0.1	RMS	1850.25	20.75	30	Pass	401



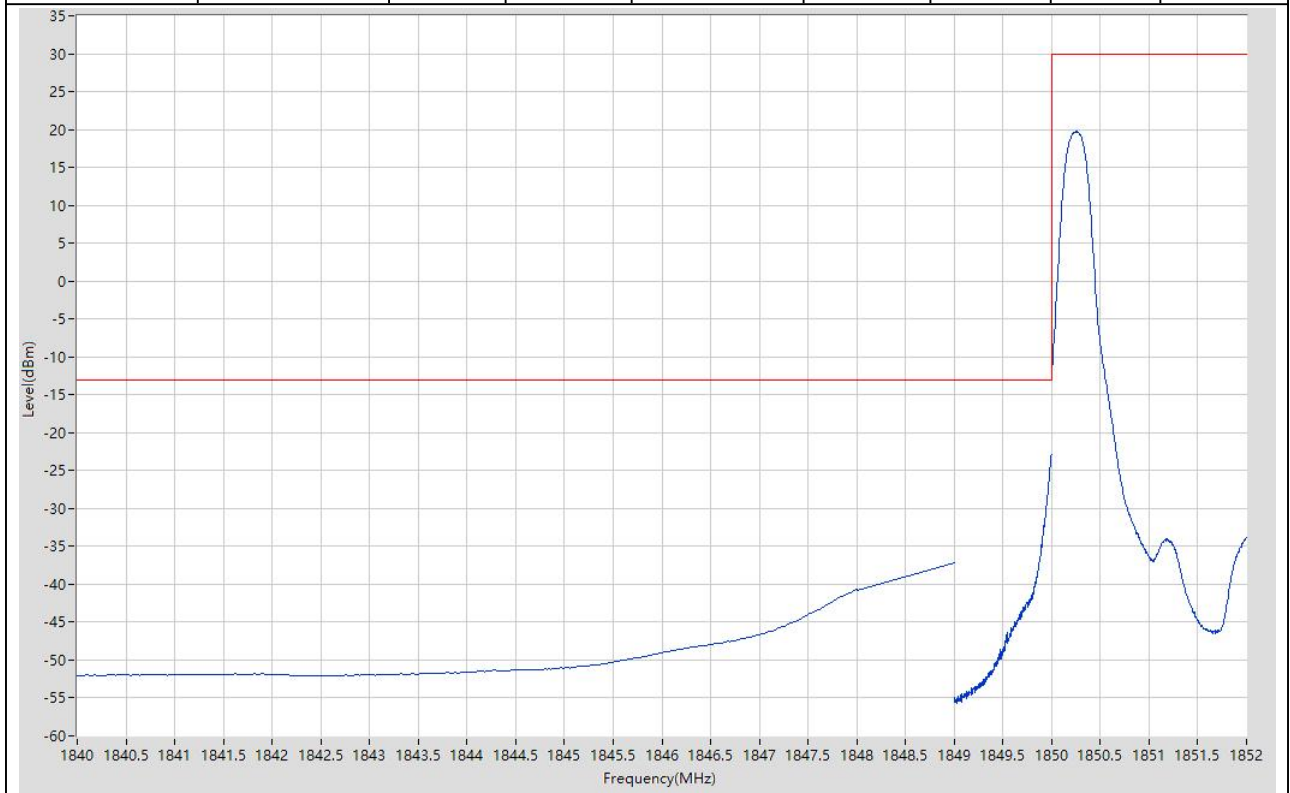
8.2. LTE Band Edge(NTNV)(Subtest:2, Channel:18607, Bandwidth:1.4, Modulation:QPSK, RB Number: 6, RB Position:LOW)

Start Frequency (MHz)	Stop Frequency (MHz)	RBW (MHz)	Detector	Frequency (MHz)	Power (dBm)	Limit (dBm)	Verdict	Sweep Point
1840	1848	1	RMS	1848	-32.58	-13	Pass	401
1848	1849	1	RMS	1849	-23.22	-13	Pass	2
1849	1850	0.02	RMS	1850	-29.63	-13	Pass	401
1850	1852	0.1	RMS	1851.095	12.27	30	Pass	401



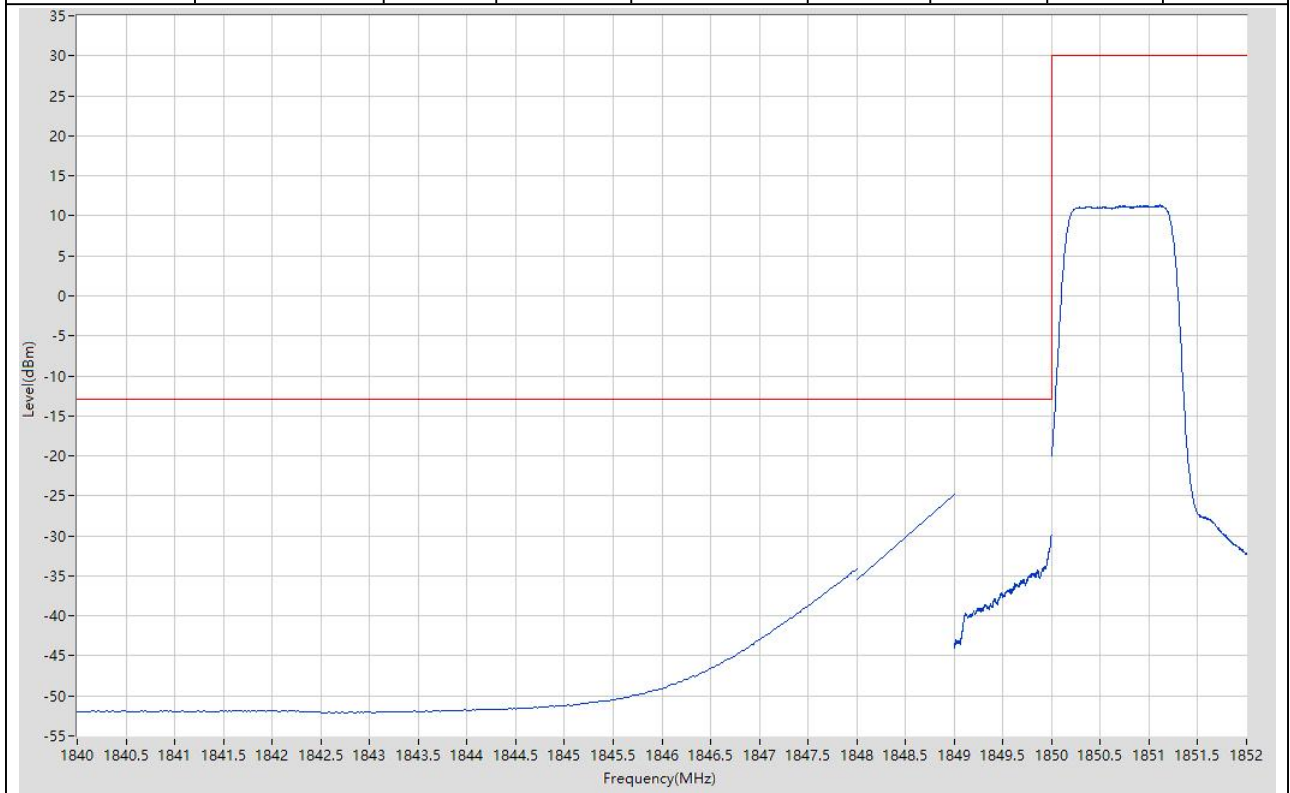
8.3. LTE Band Edge(NTNV)(Subtest:3, Channel:18607, Bandwidth:1.4, Modulation:Q16, RB Number: 1, RB Position:LOW)

Start Frequency (MHz)	Stop Frequency (MHz)	RBW (MHz)	Detector	Frequency (MHz)	Power (dBm)	Limit (dBm)	Verdict	Sweep Point
1840	1848	1	RMS	1848	-40.68	-13	Pass	401
1848	1849	1	RMS	1849	-37.2	-13	Pass	2
1849	1850	0.02	RMS	1850	-22.85	-13	Pass	401
1850	1852	0.1	RMS	1850.25	19.73	30	Pass	401



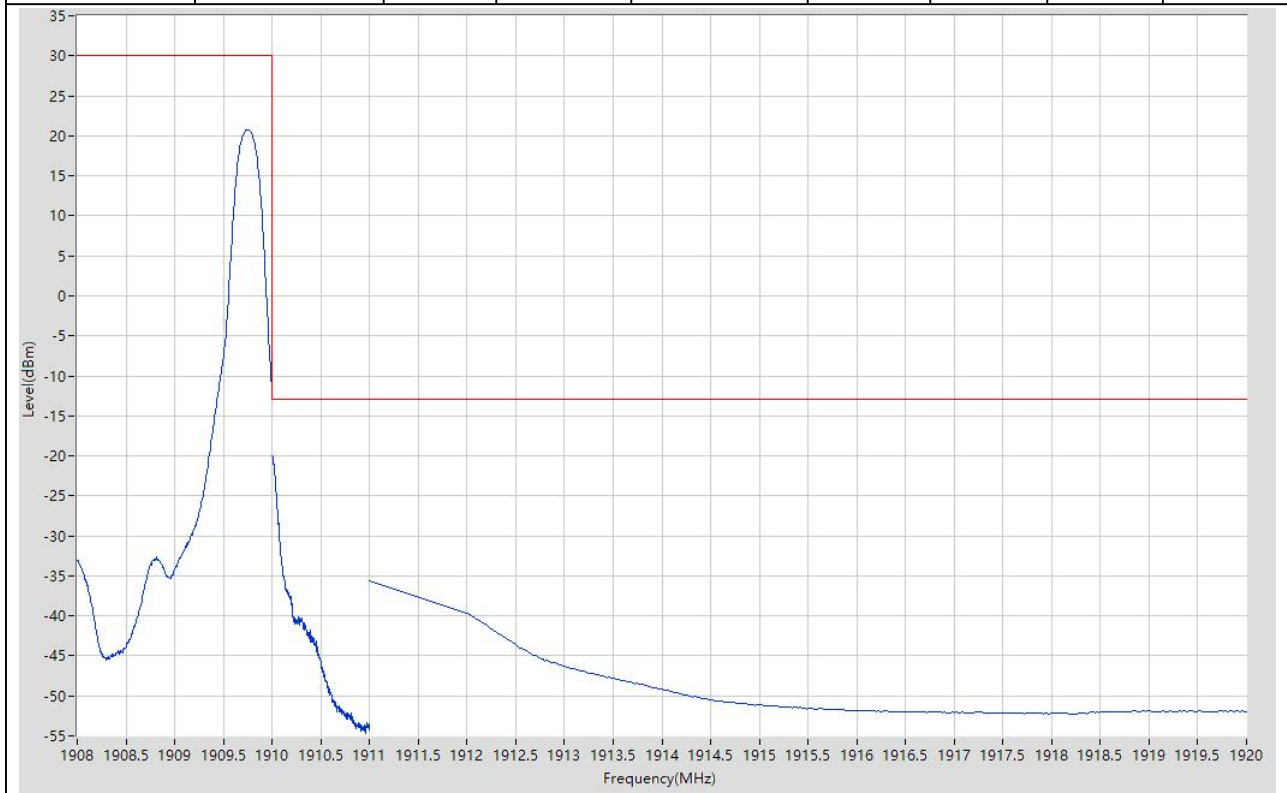
8.4. LTE Band Edge(NTNV)(Subtest:4, Channel:18607, Bandwidth:1.4, Modulation:Q16, RB Number: 6, RB Position:LOW)

Start Frequency (MHz)	Stop Frequency (MHz)	RBW (MHz)	Detector	Frequency (MHz)	Power (dBm)	Limit (dBm)	Verdict	Sweep Point
1840	1848	1	RMS	1848	-34.09	-13	Pass	401
1848	1849	1	RMS	1849	-24.81	-13	Pass	2
1849	1850	0.02	RMS	1849.998	-29.85	-13	Pass	401
1850	1852	0.1	RMS	1851.115	11.36	30	Pass	401



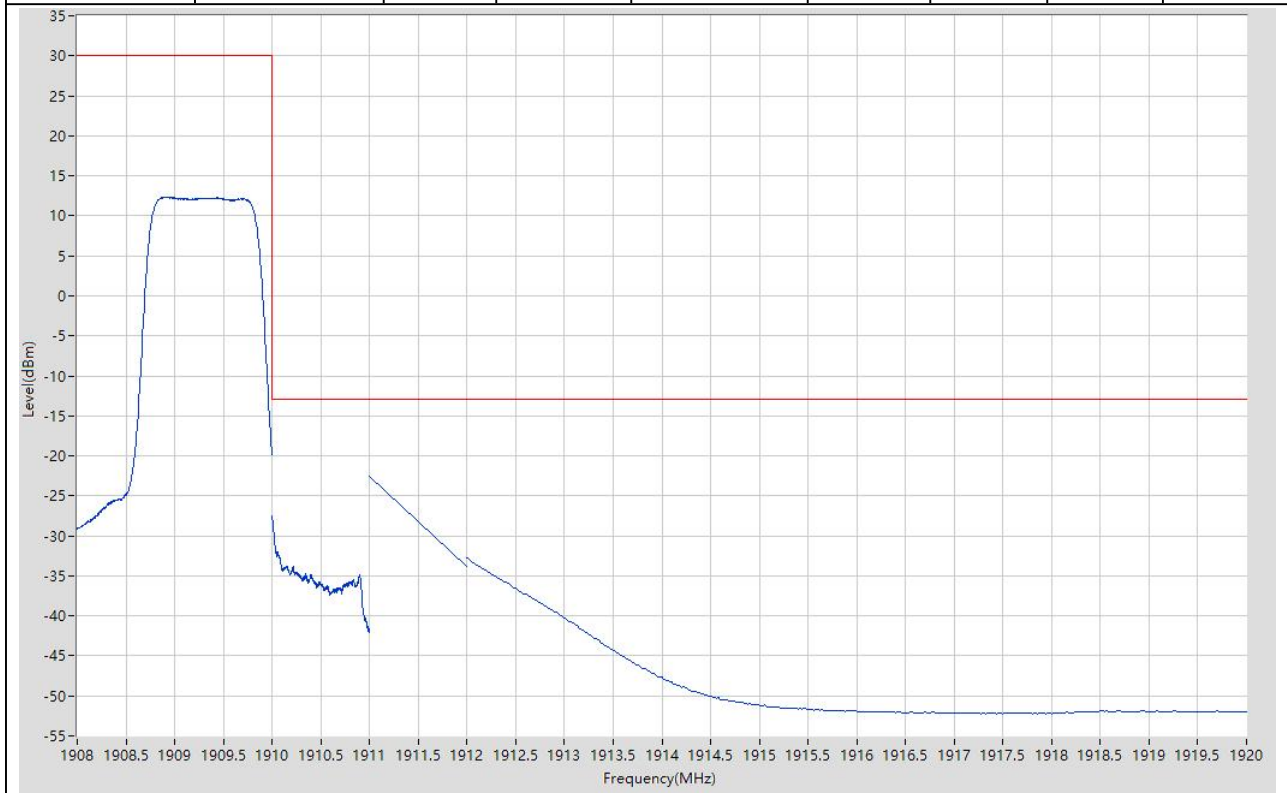
8.5. LTE Band Edge(NTNV)(Subtest:5, Channel:19193, Bandwidth:1.4, Modulation:QPSK, RB Number: 1, RB Position:HIGH)

Start Frequency (MHz)	Stop Frequency (MHz)	RBW (MHz)	Detector	Frequency (MHz)	Power (dBm)	Limit (dBm)	Verdict	Sweep Point
1908	1910	0.1	RMS	1909.745	20.73	30	Pass	401
1910	1911	0.02	RMS	1910	-19.94	-13	Pass	401
1911	1912	1	RMS	1911	-35.67	-13	Pass	2
1912	1920	1	RMS	1912	-39.68	-13	Pass	401



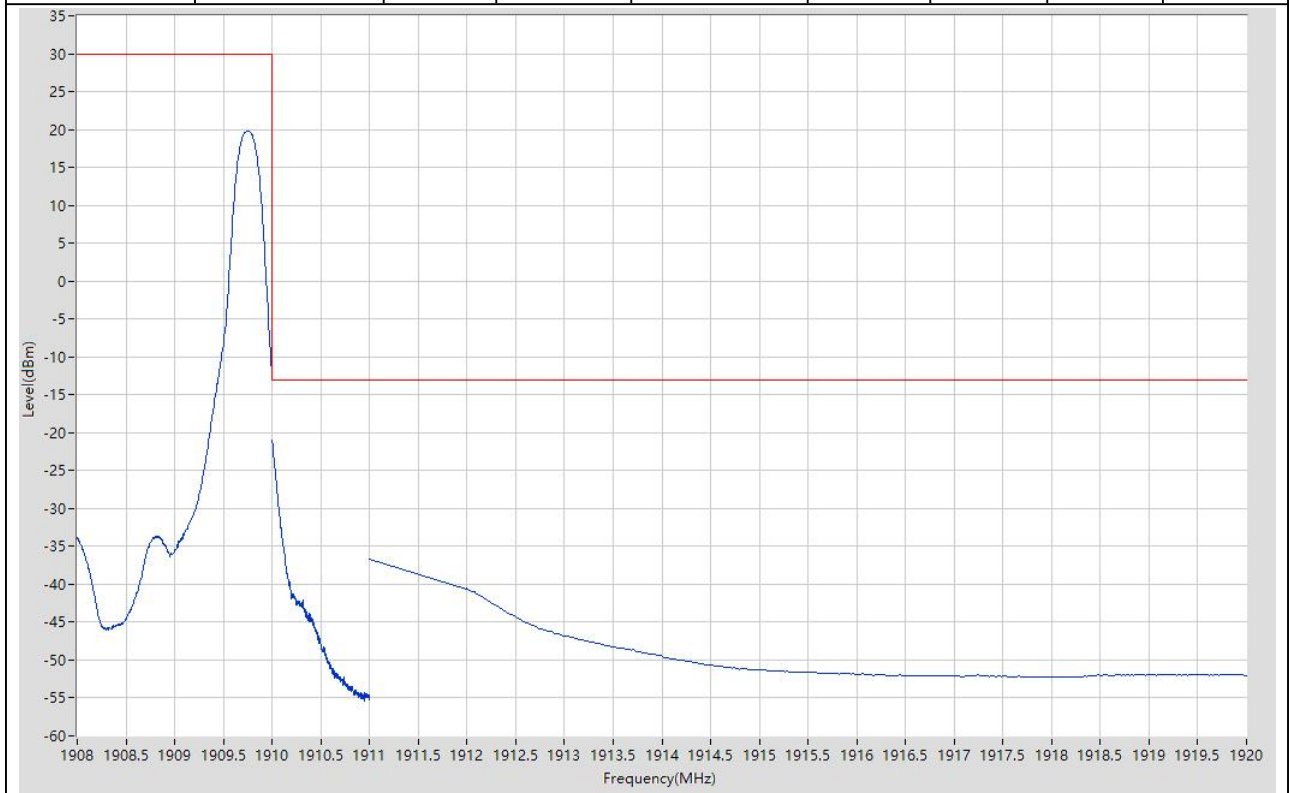
8.6. LTE Band Edge(NTNV)(Subtest:6, Channel:19193, Bandwidth:1.4, Modulation:QPSK, RB Number: 6, RB Position:HIGH)

Start Frequency (MHz)	Stop Frequency (MHz)	RBW (MHz)	Detector	Frequency (MHz)	Power (dBm)	Limit (dBm)	Verdict	Sweep Point
1908	1910	0.1	RMS	1908.885	12.37	30	Pass	401
1910	1911	0.02	RMS	1910	-27.56	-13	Pass	401
1911	1912	1	RMS	1911	-22.48	-13	Pass	2
1912	1920	1	RMS	1912	-32.74	-13	Pass	401



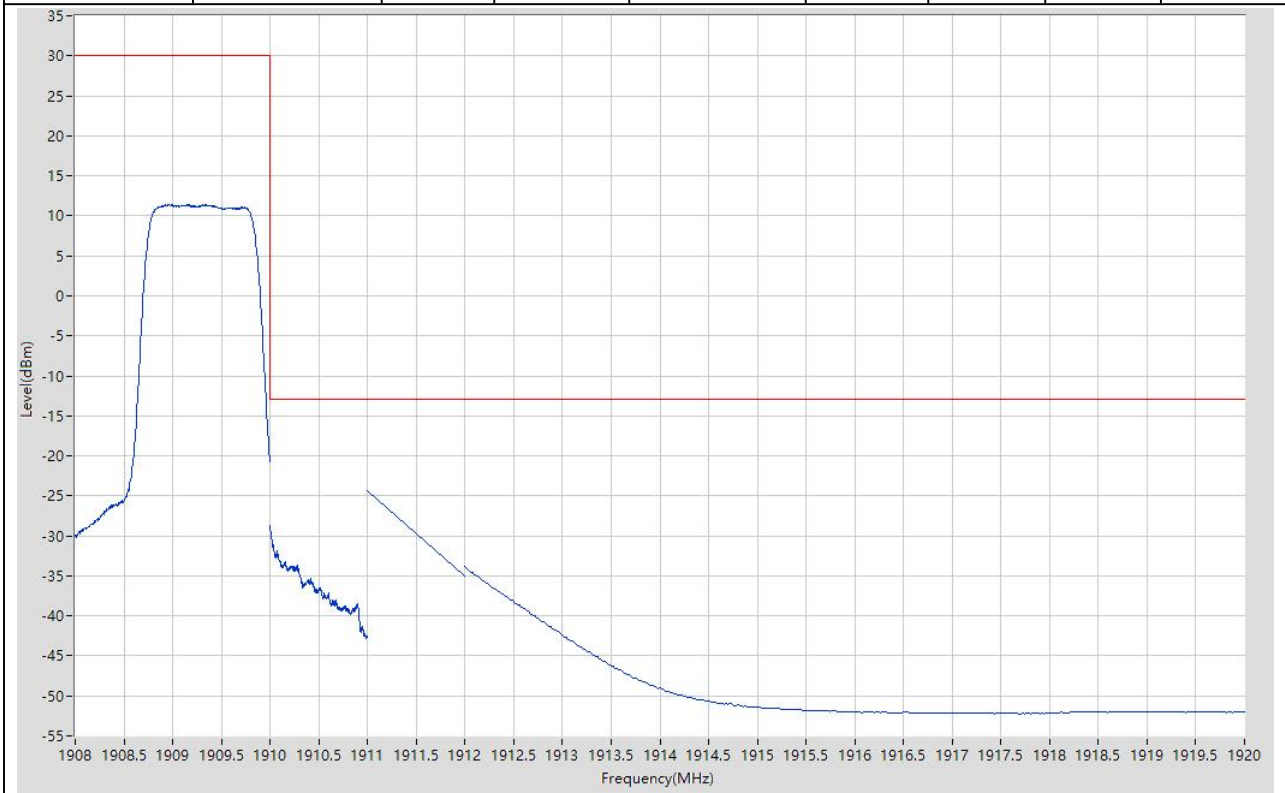
8.7. LTE Band Edge(NTNV)(Subtest:7, Channel:19193, Bandwidth:1.4, Modulation:Q16, RB Number: 1, RB Position:HIGH)

Start Frequency (MHz)	Stop Frequency (MHz)	RBW (MHz)	Detector	Frequency (MHz)	Power (dBm)	Limit (dBm)	Verdict	Sweep Point
1908	1910	0.1	RMS	1909.755	19.8	30	Pass	401
1910	1911	0.02	RMS	1910	-20.94	-13	Pass	401
1911	1912	1	RMS	1911	-36.73	-13	Pass	2
1912	1920	1	RMS	1912	-40.53	-13	Pass	401



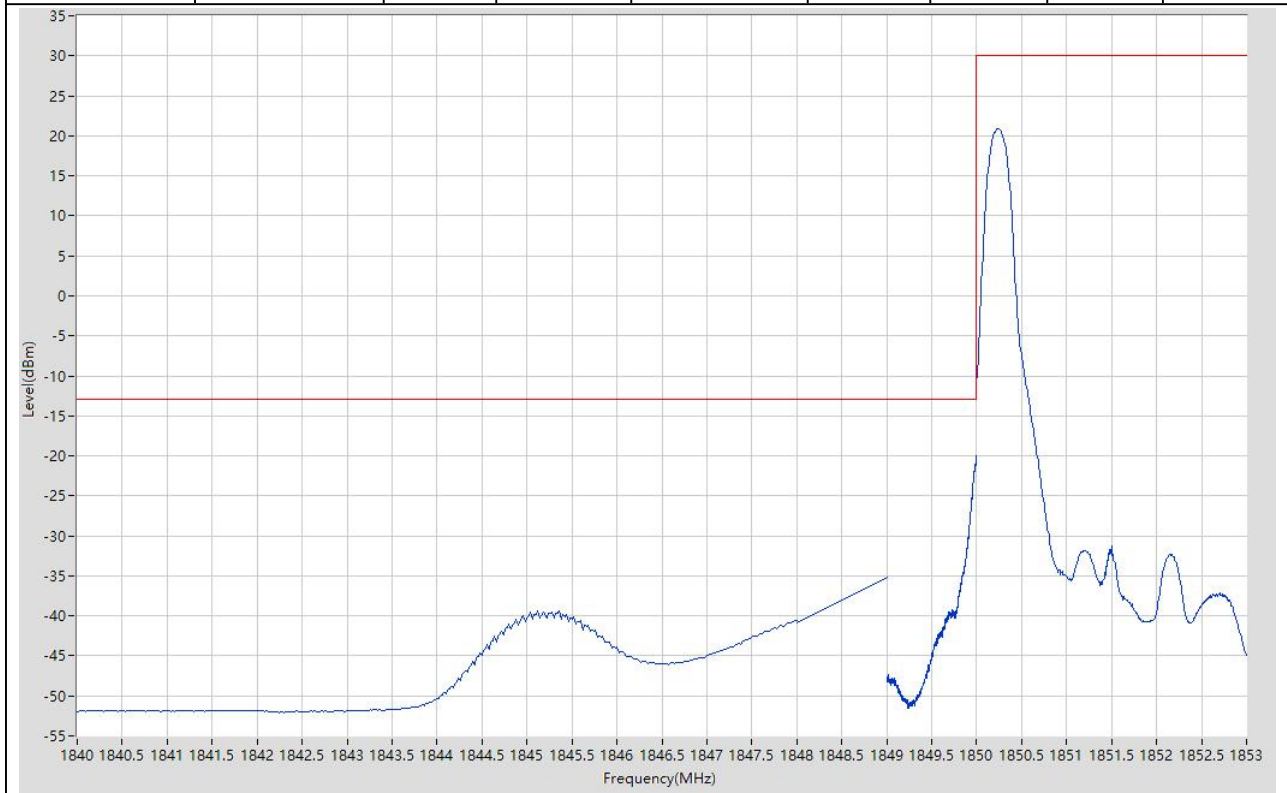
8.8. LTE Band Edge(NTNV)(Subtest:8, Channel:19193, Bandwidth:1.4, Modulation:Q16, RB Number: 6, RB Position:HIGH)

Start Frequency (MHz)	Stop Frequency (MHz)	RBW (MHz)	Detector	Frequency (MHz)	Power (dBm)	Limit (dBm)	Verdict	Sweep Point
1908	1910	0.1	RMS	1908.965	11.42	30	Pass	401
1910	1911	0.02	RMS	1910	-28.76	-13	Pass	401
1911	1912	1	RMS	1911	-24.35	-13	Pass	2
1912	1920	1	RMS	1912	-33.83	-13	Pass	401



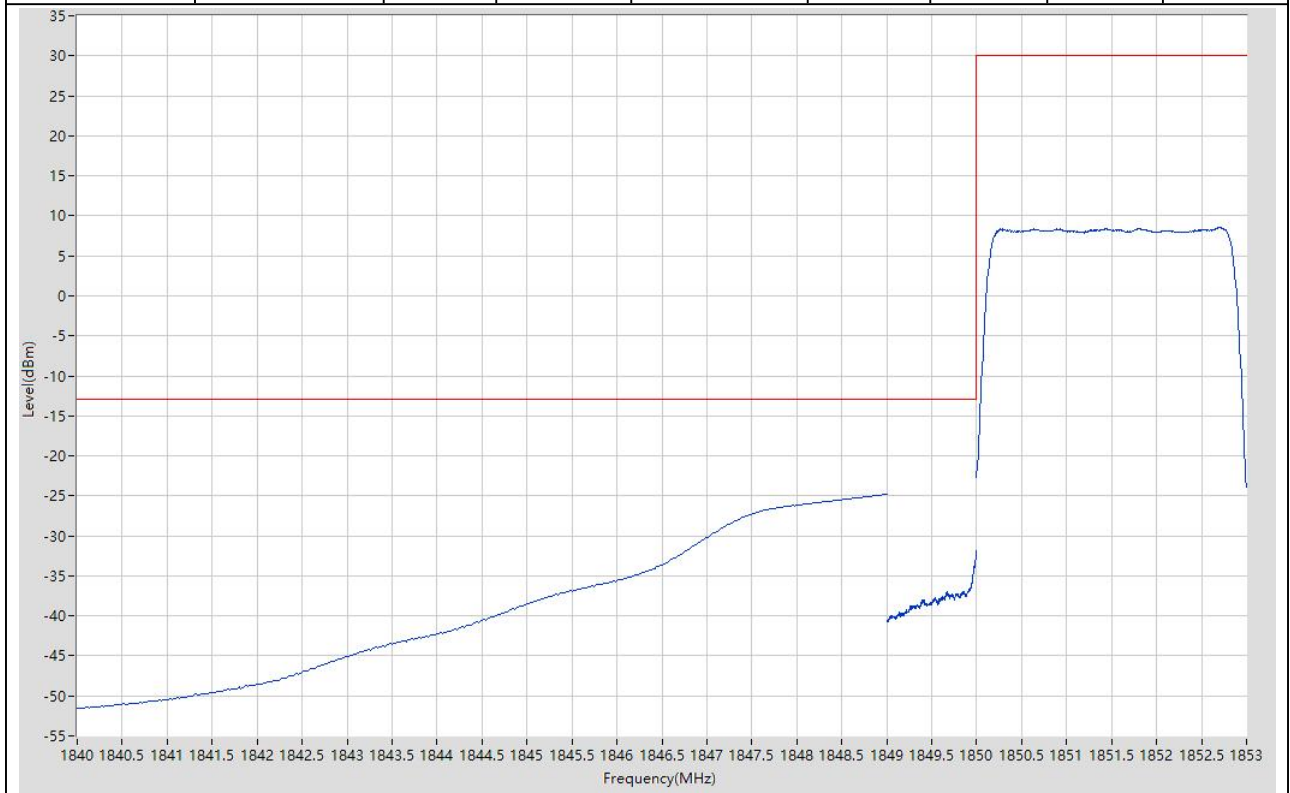
8.9. LTE Band Edge(NTNV)(Subtest:9, Channel:18615, Bandwidth:3, Modulation:QPSK, RB Number: 1, RB Position:LOW)

Start Frequency (MHz)	Stop Frequency (MHz)	RBW (MHz)	Detector	Frequency (MHz)	Power (dBm)	Limit (dBm)	Verdict	Sweep Point
1840	1848	1	RMS	1845.12	-39.41	-13	Pass	401
1848	1849	1	RMS	1849	-35.23	-13	Pass	2
1849	1850	0.03	RMS	1850	-20.04	-13	Pass	401
1850	1853	0.1	RMS	1850.24	20.88	30	Pass	401



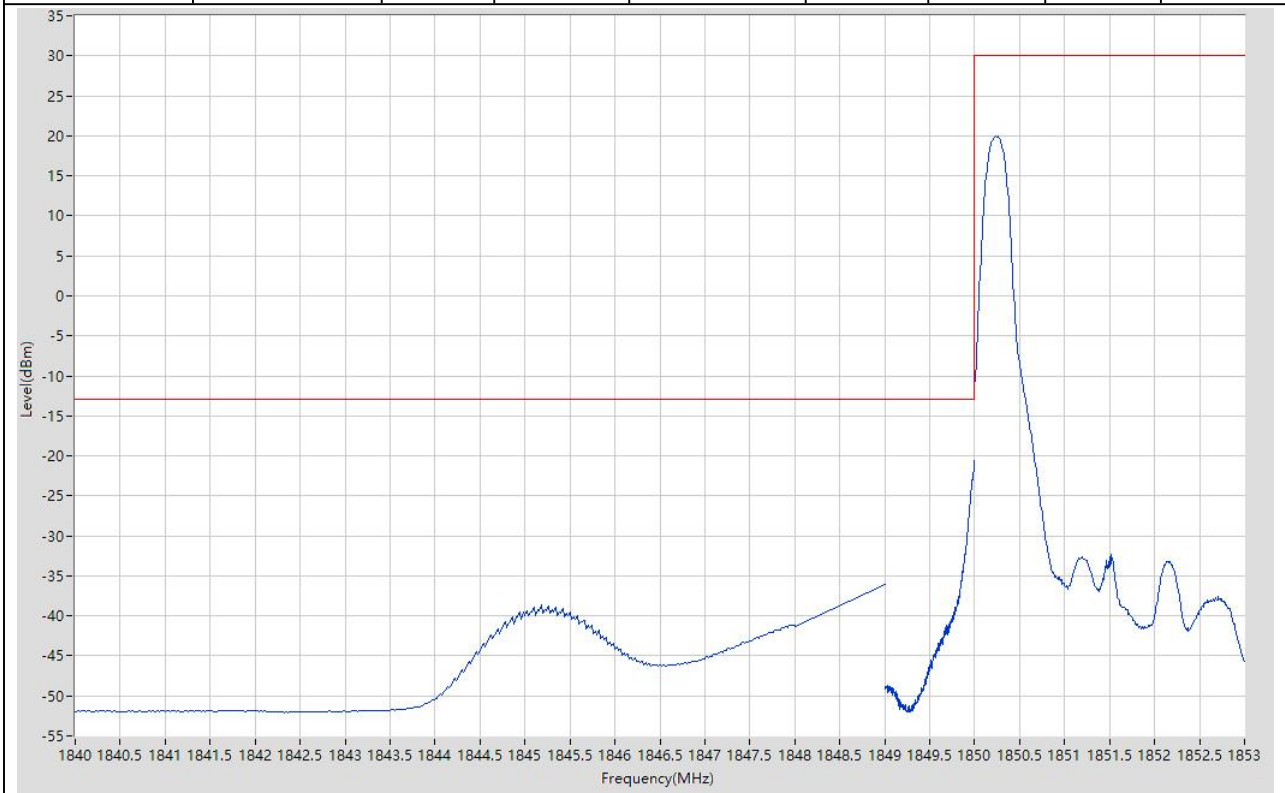
8.10. LTE Band Edge(NTNV)(Subtest:10, Channel:18615, Bandwidth:3, Modulation:QPSK, RB Number: 15, RB Position:LOW)

Start Frequency (MHz)	Stop Frequency (MHz)	RBW (MHz)	Detector	Frequency (MHz)	Power (dBm)	Limit (dBm)	Verdict	Sweep Point
1840	1848	1	RMS	1848	-26.16	-13	Pass	401
1848	1849	1	RMS	1849	-24.8	-13	Pass	2
1849	1850	0.03	RMS	1850	-31.82	-13	Pass	401
1850	1853	0.1	RMS	1852.715	8.55	30	Pass	401



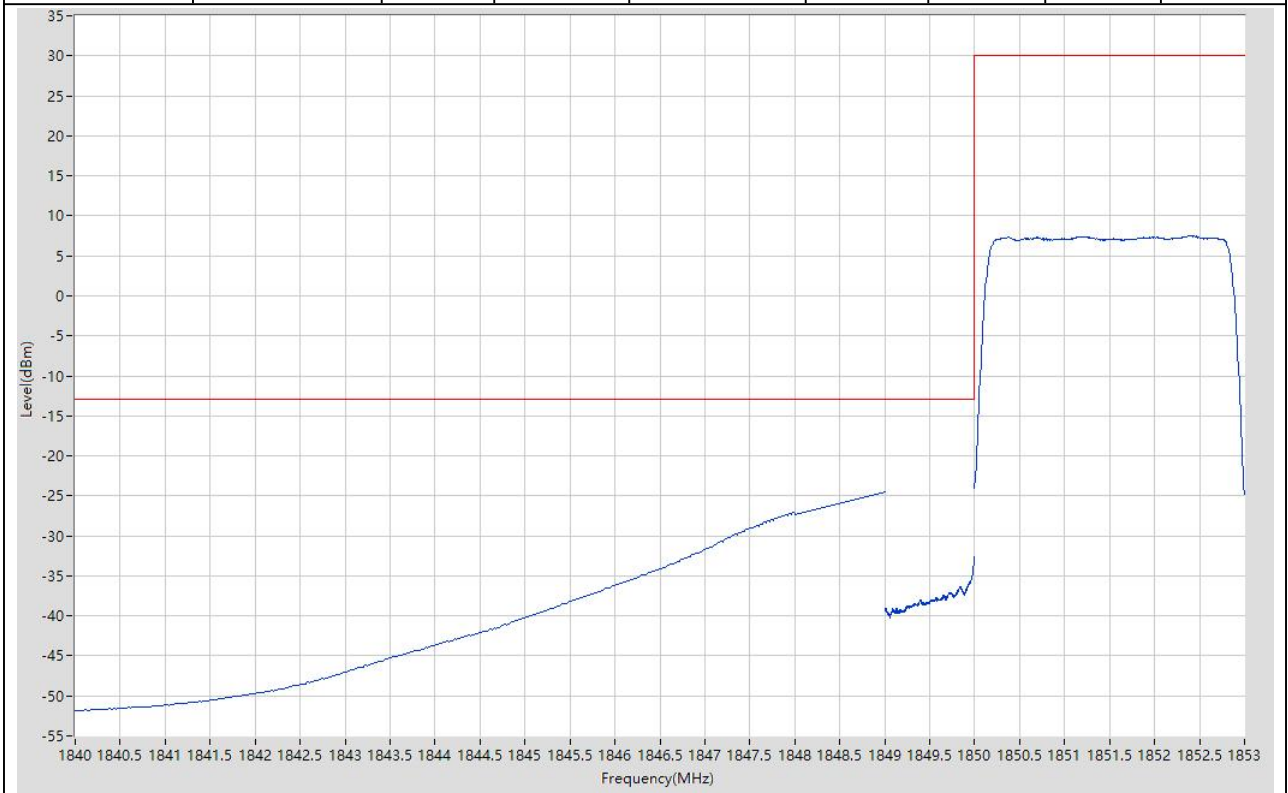
8.11. LTE Band Edge(NTNV)(Subtest:11, Channel:18615, Bandwidth:3, Modulation:Q16, RB Number: 1, RB Position:LOW)

Start Frequency (MHz)	Stop Frequency (MHz)	RBW (MHz)	Detector	Frequency (MHz)	Power (dBm)	Limit (dBm)	Verdict	Sweep Point
1840	1848	1	RMS	1845.18	-38.63	-13	Pass	401
1848	1849	1	RMS	1849	-36.14	-13	Pass	2
1849	1850	0.03	RMS	1850	-20.62	-13	Pass	401
1850	1853	0.1	RMS	1850.24	19.96	30	Pass	401



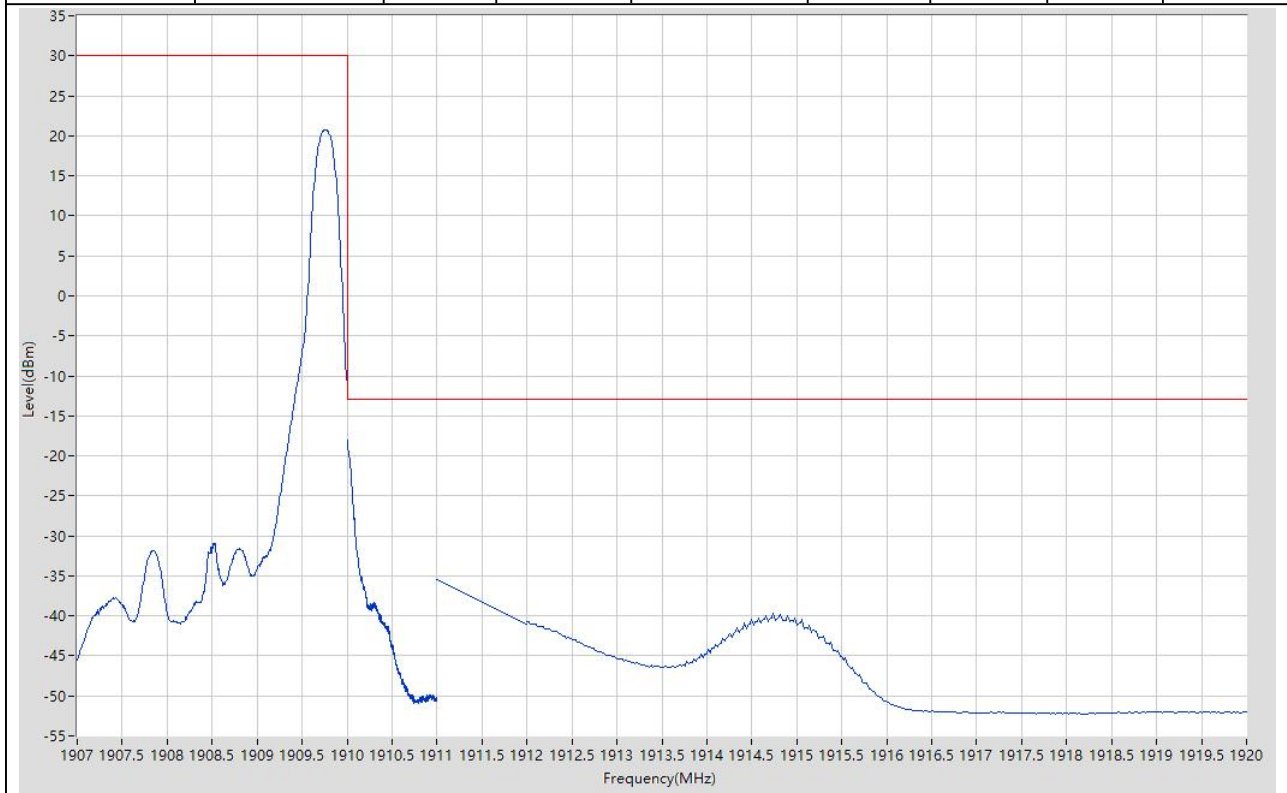
8.12. LTE Band Edge(NTNV)(Subtest:12, Channel:18615, Bandwidth:3, Modulation:Q16, RB Number: 15, RB Position:LOW)

Start Frequency (MHz)	Stop Frequency (MHz)	RBW (MHz)	Detector	Frequency (MHz)	Power (dBm)	Limit (dBm)	Verdict	Sweep Point
1840	1848	1	RMS	1847.98	-27.13	-13	Pass	401
1848	1849	1	RMS	1849	-24.5	-13	Pass	2
1849	1850	0.03	RMS	1850	-32.67	-13	Pass	401
1850	1853	0.1	RMS	1852.4	7.54	30	Pass	401



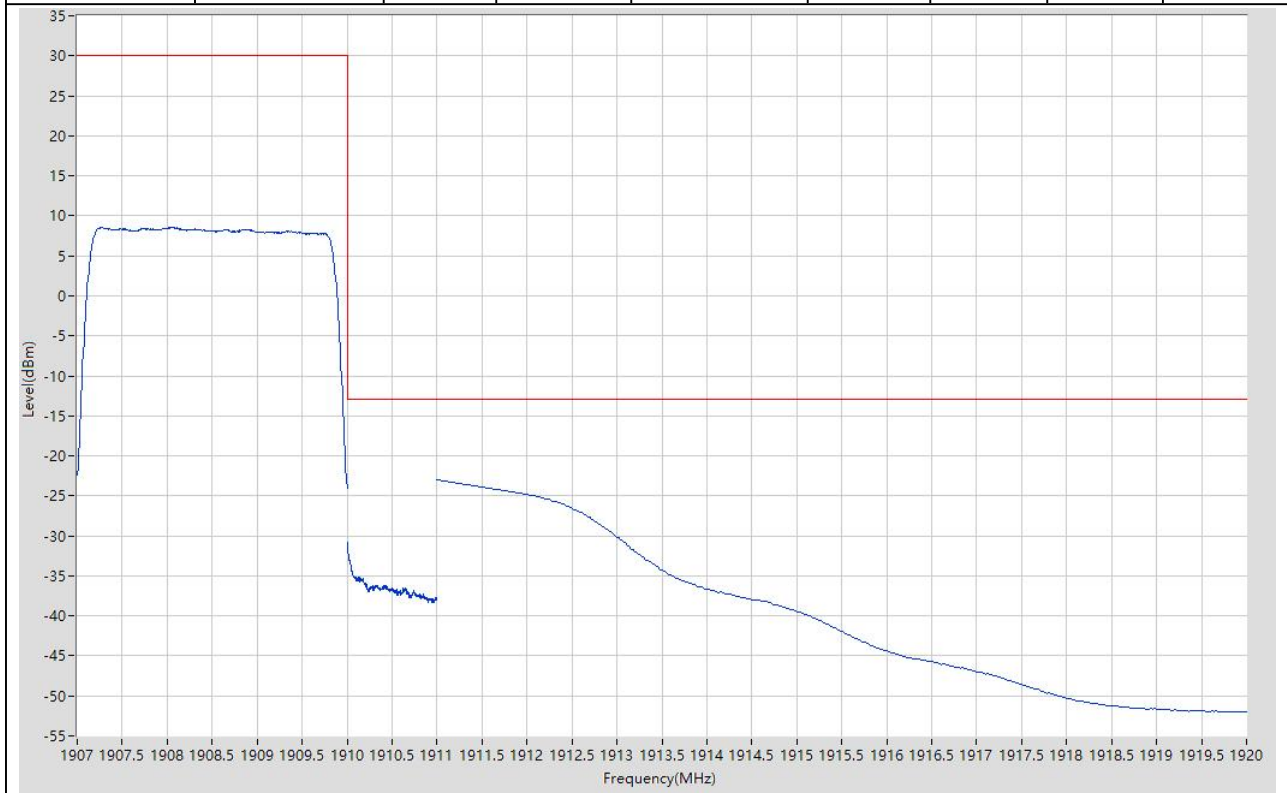
8.13. LTE Band Edge(NTNV)(Subtest:13, Channel:19185, Bandwidth:3, Modulation:QPSK, RB Number: 1, RB Position:HIGH)

Start Frequency (MHz)	Stop Frequency (MHz)	RBW (MHz)	Detector	Frequency (MHz)	Power (dBm)	Limit (dBm)	Verdict	Sweep Point
1907	1910	0.1	RMS	1909.753	20.78	30	Pass	401
1910	1911	0.03	RMS	1910	-18.07	-13	Pass	401
1911	1912	1	RMS	1911	-35.42	-13	Pass	2
1912	1920	1	RMS	1914.74	-39.67	-13	Pass	401



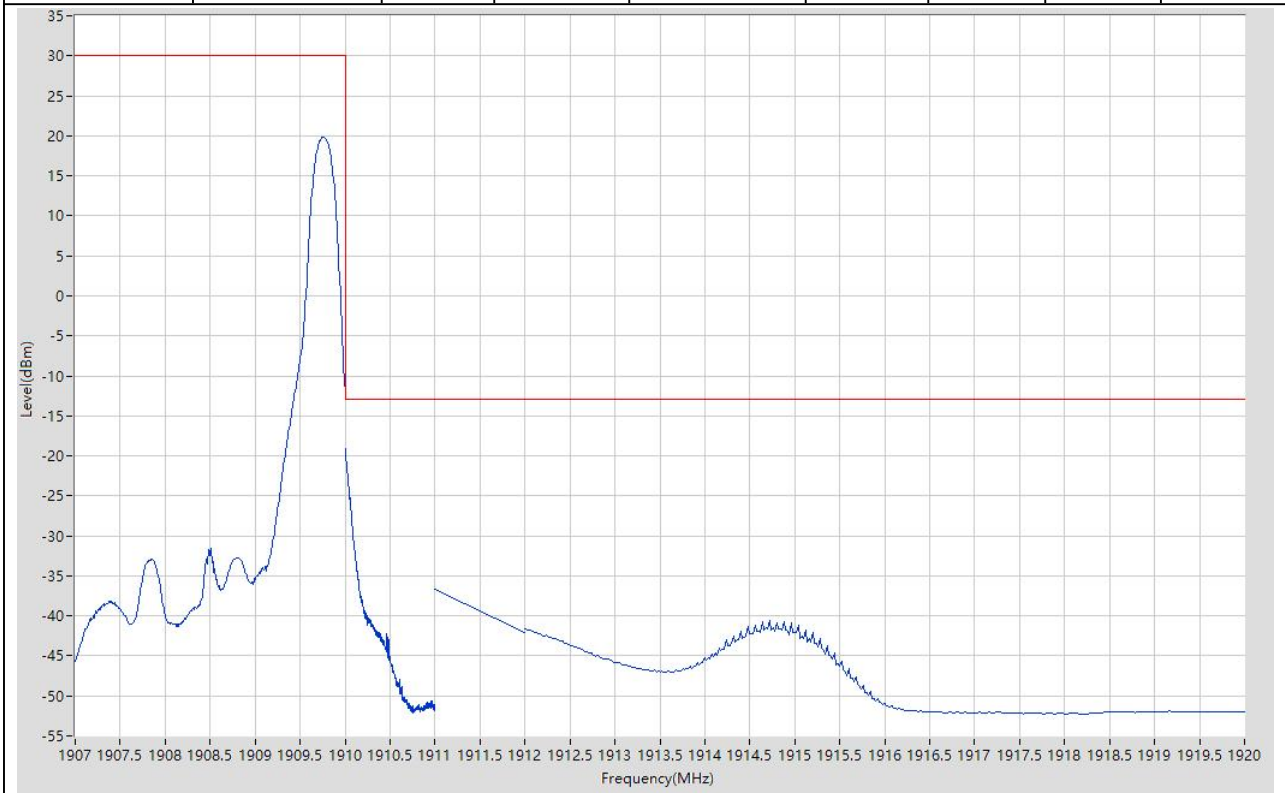
8.14. LTE Band Edge(NTNV)(Subtest:14, Channel:19185, Bandwidth:3, Modulation:QPSK, RB Number: 15, RB Position:HIGH)

Start Frequency (MHz)	Stop Frequency (MHz)	RBW (MHz)	Detector	Frequency (MHz)	Power (dBm)	Limit (dBm)	Verdict	Sweep Point
1907	1910	0.1	RMS	1908.043	8.59	30	Pass	401
1910	1911	0.03	RMS	1910	-30.88	-13	Pass	401
1911	1912	1	RMS	1911	-22.97	-13	Pass	2
1912	1920	1	RMS	1912	-24.82	-13	Pass	401



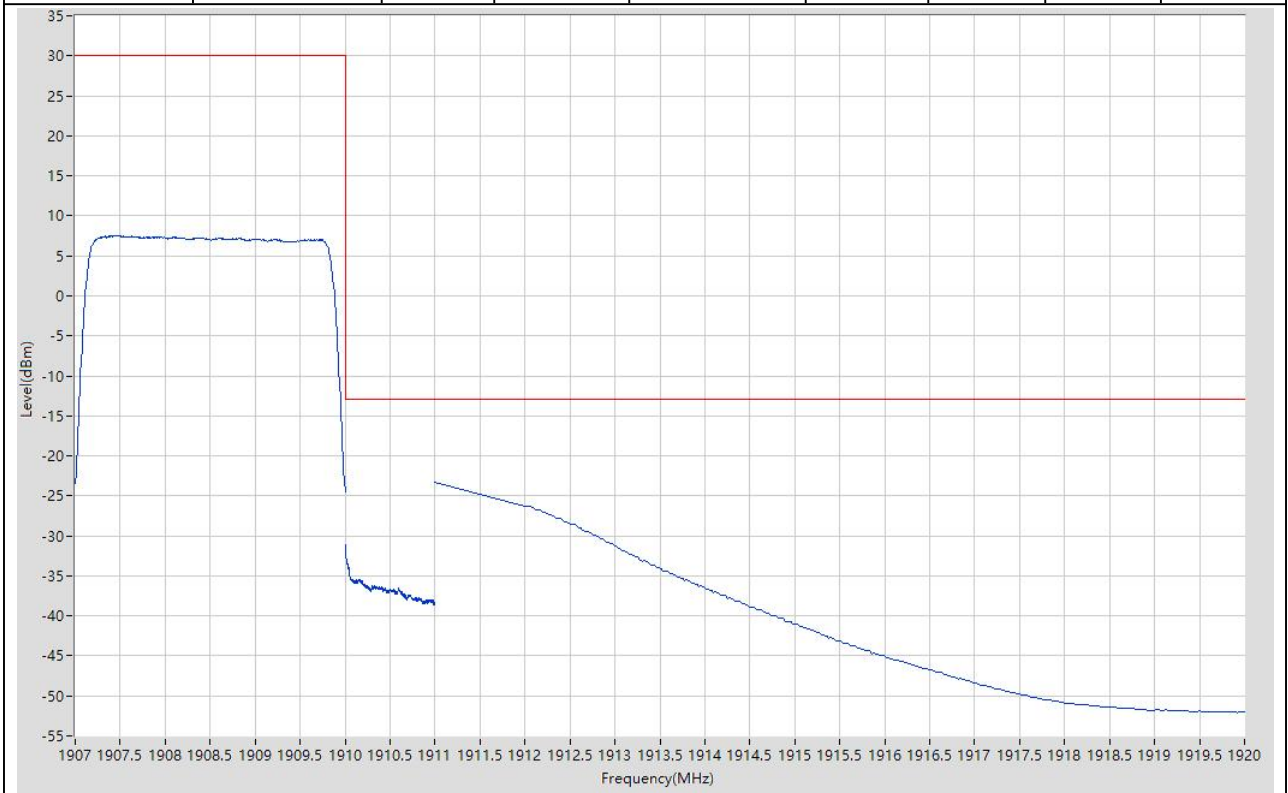
8.15. LTE Band Edge(NTNV)(Subtest:15, Channel:19185, Bandwidth:3, Modulation:Q16, RB Number: 1, RB Position:HIGH)

Start Frequency (MHz)	Stop Frequency (MHz)	RBW (MHz)	Detector	Frequency (MHz)	Power (dBm)	Limit (dBm)	Verdict	Sweep Point
1907	1910	0.1	RMS	1909.76	19.79	30	Pass	401
1910	1911	0.03	RMS	1910	-19.16	-13	Pass	401
1911	1912	1	RMS	1911	-36.71	-13	Pass	2
1912	1920	1	RMS	1914.72	-40.53	-13	Pass	401



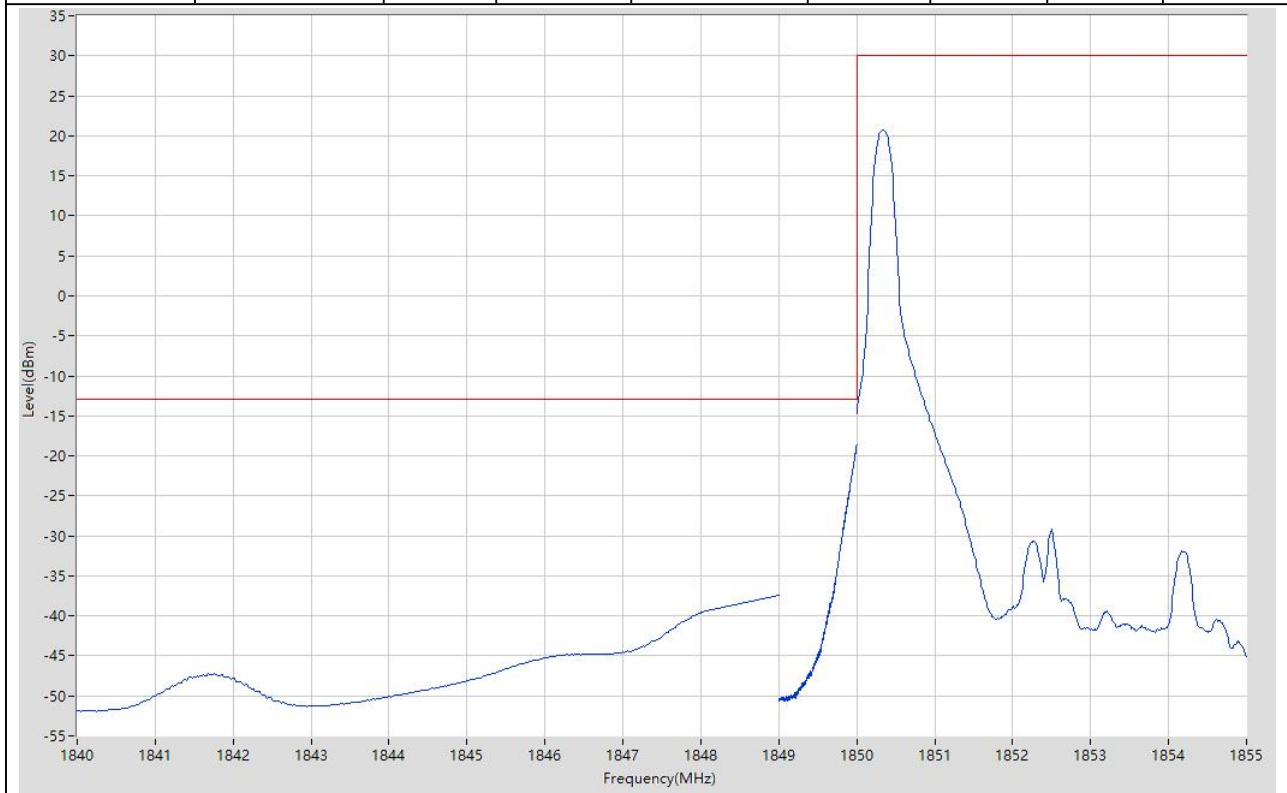
8.16. LTE Band Edge(NTNV)(Subtest:16, Channel:19185, Bandwidth:3, Modulation:Q16, RB Number: 15, RB Position:HIGH)

Start Frequency (MHz)	Stop Frequency (MHz)	RBW (MHz)	Detector	Frequency (MHz)	Power (dBm)	Limit (dBm)	Verdict	Sweep Point
1907	1910	0.1	RMS	1907.458	7.51	30	Pass	401
1910	1911	0.03	RMS	1910	-31.06	-13	Pass	401
1911	1912	1	RMS	1911	-23.27	-13	Pass	2
1912	1920	1	RMS	1912	-26.3	-13	Pass	401



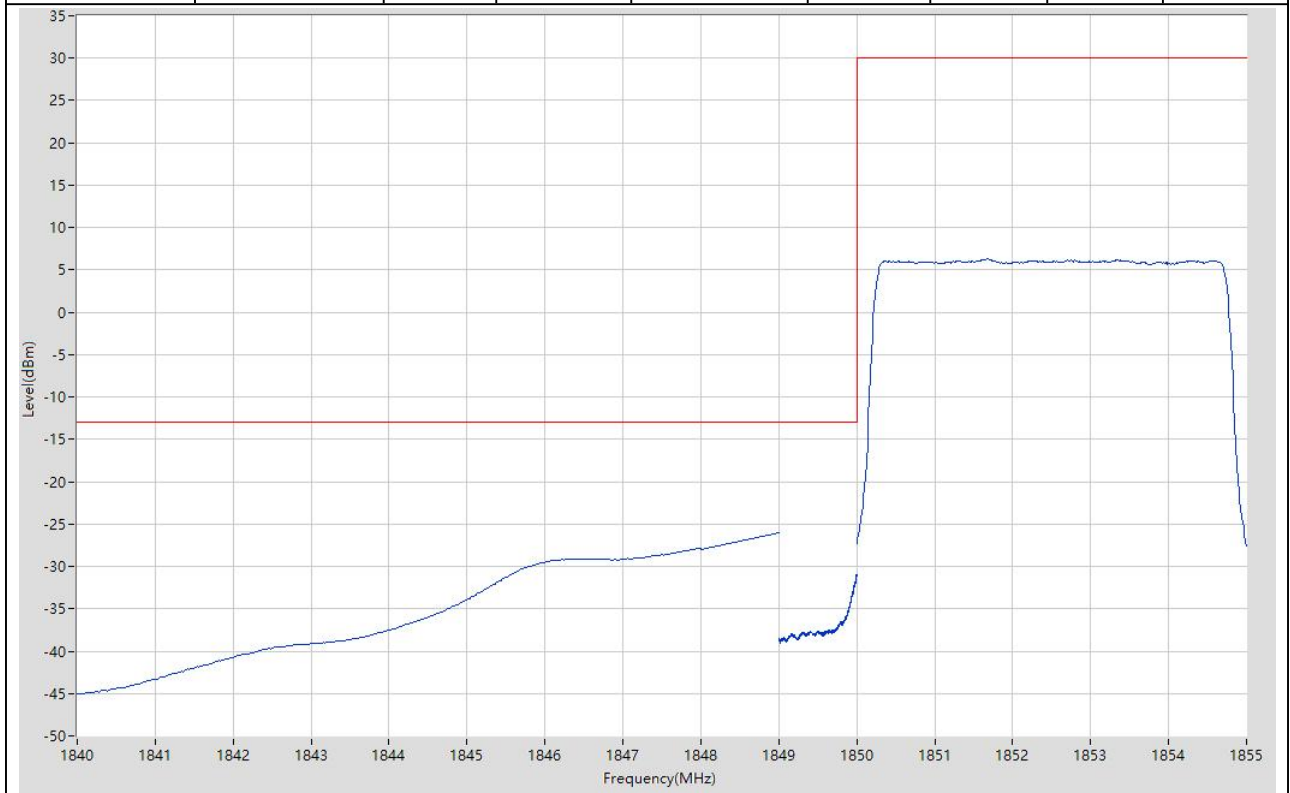
8.17. LTE Band Edge(NTNV)(Subtest:17, Channel:18625, Bandwidth:5, Modulation:QPSK, RB Number: 1, RB Position:LOW)

Start Frequency (MHz)	Stop Frequency (MHz)	RBW (MHz)	Detector	Frequency (MHz)	Power (dBm)	Limit (dBm)	Verdict	Sweep Point
1840	1848	1	RMS	1847.98	-39.6	-13	Pass	401
1848	1849	1	RMS	1849	-37.43	-13	Pass	2
1849	1850	0.051	RMS	1850	-18.59	-13	Pass	401
1850	1855	0.1	RMS	1850.338	20.72	30	Pass	401



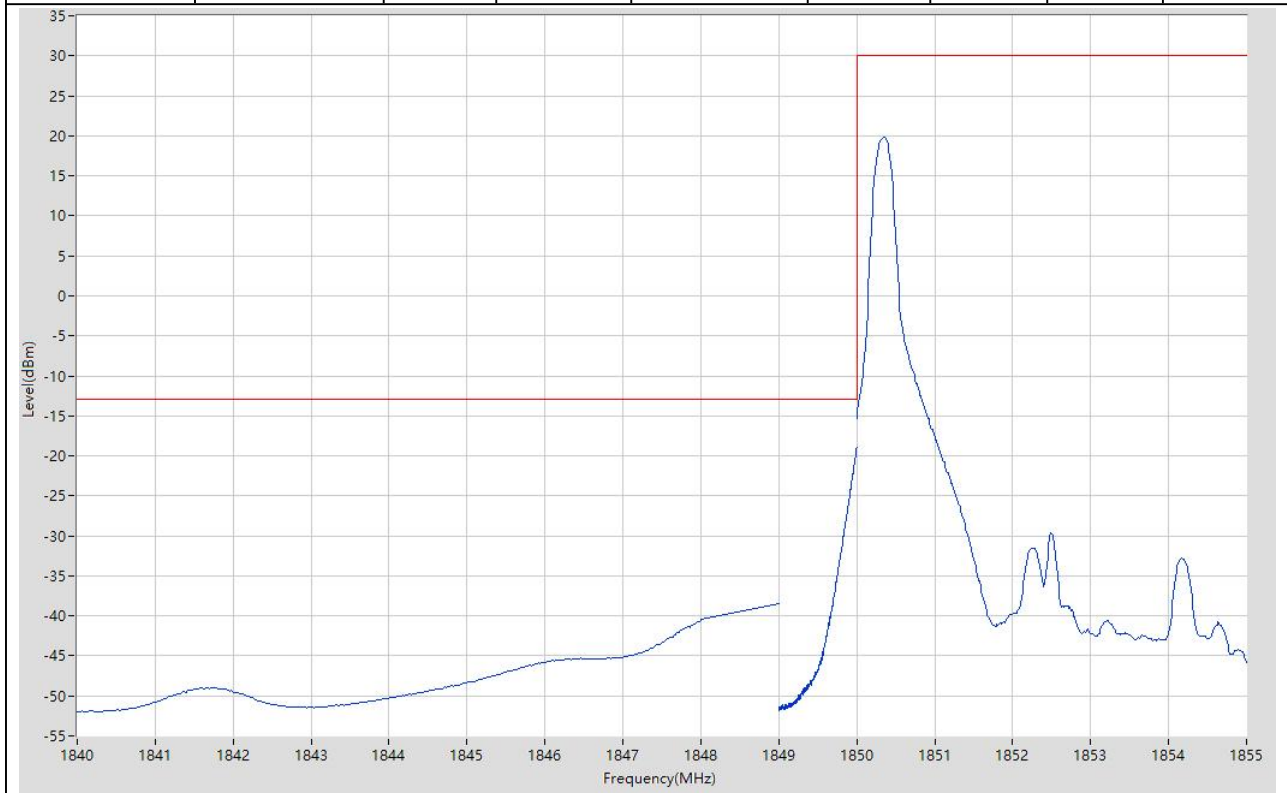
8.18. LTE Band Edge(NTNV)(Subtest:18, Channel:18625, Bandwidth:5, Modulation:QPSK, RB Number: 25, RB Position:LOW)

Start Frequency (MHz)	Stop Frequency (MHz)	RBW (MHz)	Detector	Frequency (MHz)	Power (dBm)	Limit (dBm)	Verdict	Sweep Point
1840	1848	1	RMS	1847.94	-27.85	-13	Pass	401
1848	1849	1	RMS	1849	-26.03	-13	Pass	2
1849	1850	0.051	RMS	1849.995	-30.97	-13	Pass	401
1850	1855	0.1	RMS	1851.675	6.29	30	Pass	401



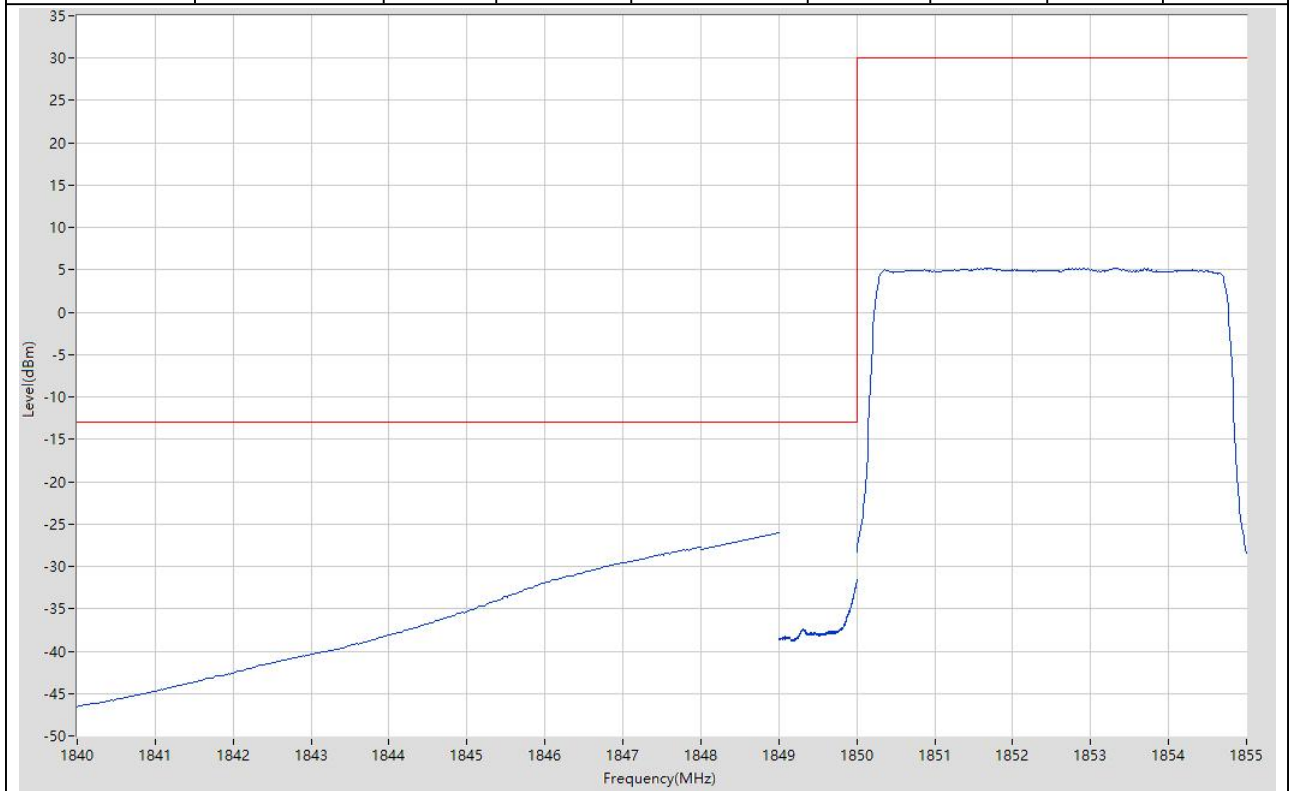
8.19. LTE Band Edge(NTNV)(Subtest:19, Channel:18625, Bandwidth:5, Modulation:Q16, RB Number: 1, RB Position:LOW)

Start Frequency (MHz)	Stop Frequency (MHz)	RBW (MHz)	Detector	Frequency (MHz)	Power (dBm)	Limit (dBm)	Verdict	Sweep Point
1840	1848	1	RMS	1848	-40.58	-13	Pass	401
1848	1849	1	RMS	1849	-38.43	-13	Pass	2
1849	1850	0.051	RMS	1850	-18.92	-13	Pass	401
1850	1855	0.1	RMS	1850.35	19.9	30	Pass	401



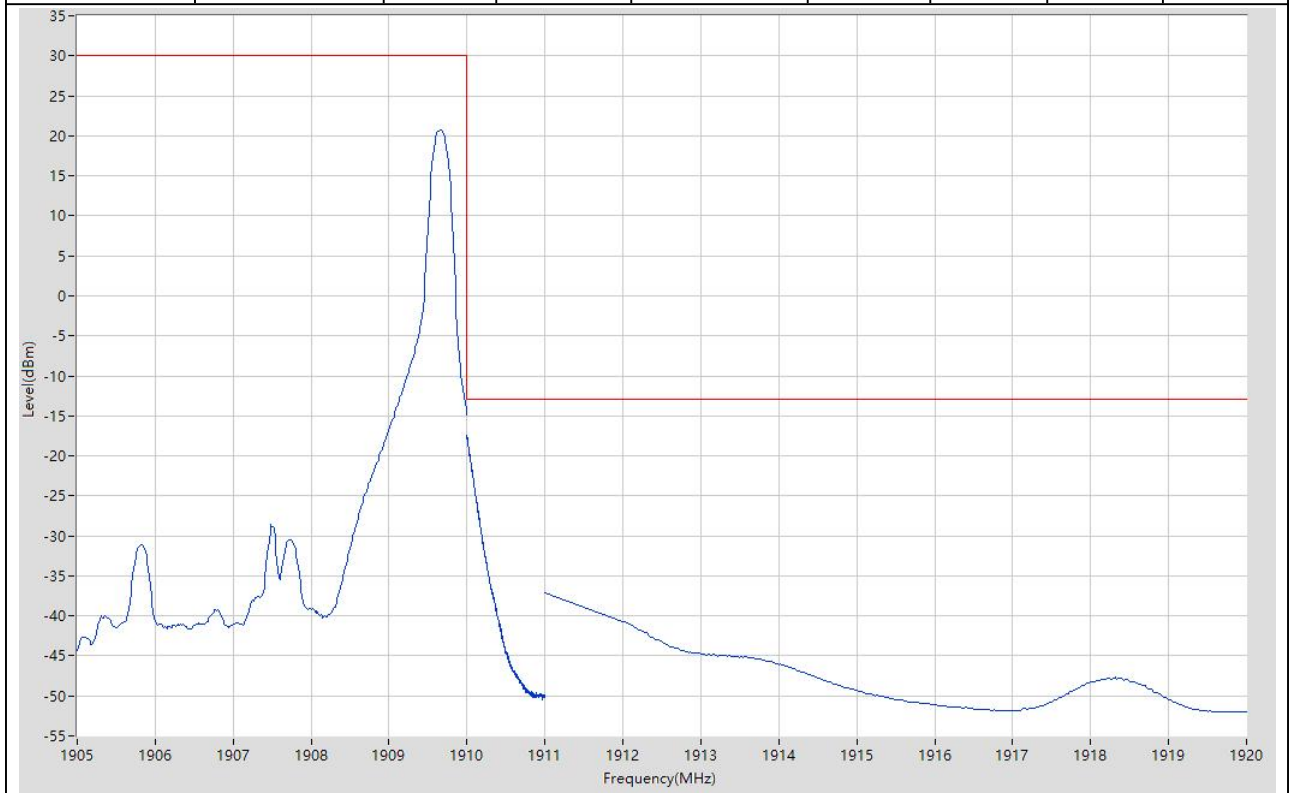
8.20. LTE Band Edge(NTNV)(Subtest:20, Channel:18625, Bandwidth:5, Modulation:Q16, RB Number: 25, RB Position:LOW)

Start Frequency (MHz)	Stop Frequency (MHz)	RBW (MHz)	Detector	Frequency (MHz)	Power (dBm)	Limit (dBm)	Verdict	Sweep Point
1840	1848	1	RMS	1848	-27.7	-13	Pass	401
1848	1849	1	RMS	1849	-25.96	-13	Pass	2
1849	1850	0.051	RMS	1850	-31.6	-13	Pass	401
1850	1855	0.1	RMS	1851.688	5.25	30	Pass	401



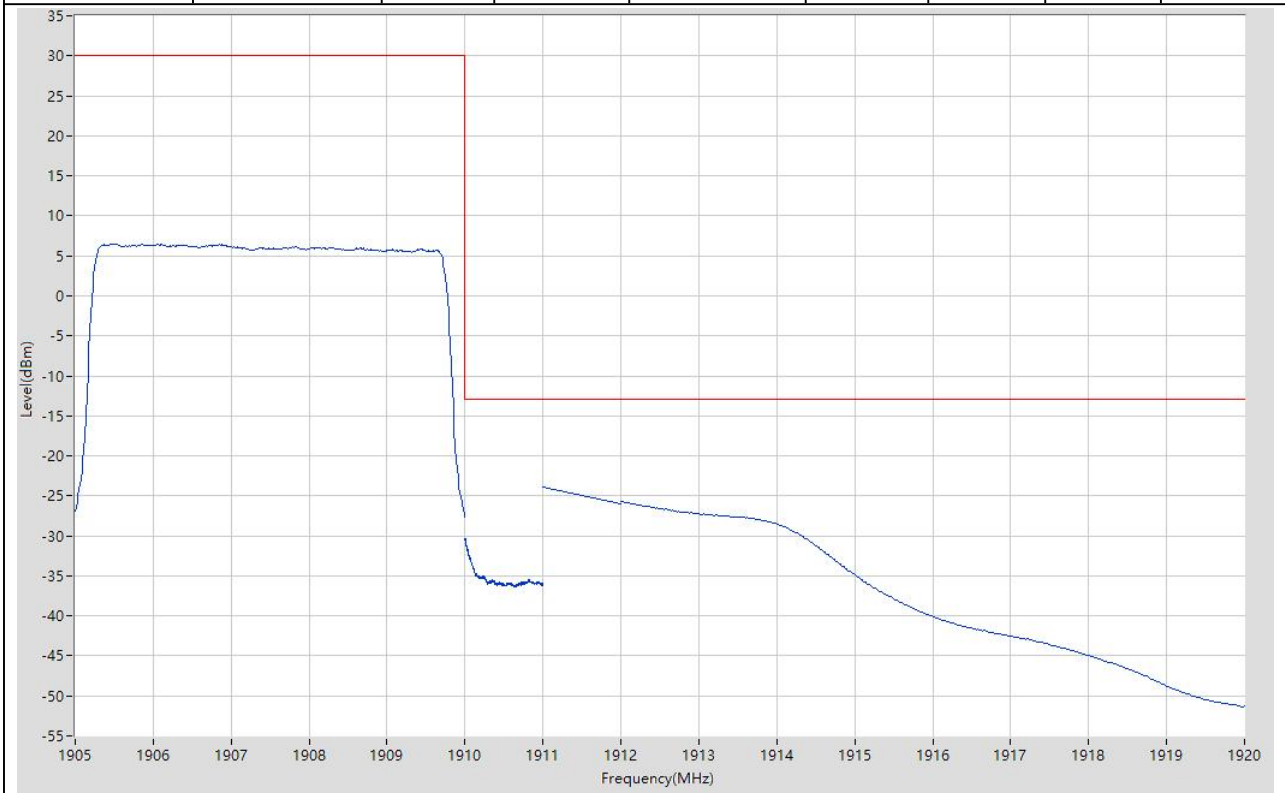
8.21. LTE Band Edge(NTNV)(Subtest:21, Channel:19175, Bandwidth:5, Modulation:QPSK, RB Number: 1, RB Position:HIGH)

Start Frequency (MHz)	Stop Frequency (MHz)	RBW (MHz)	Detector	Frequency (MHz)	Power (dBm)	Limit (dBm)	Verdict	Sweep Point
1905	1910	0.1	RMS	1909.663	20.78	30	Pass	401
1910	1911	0.051	RMS	1910	-17.42	-13	Pass	401
1911	1912	1	RMS	1911	-37.07	-13	Pass	2
1912	1920	1	RMS	1912	-40.68	-13	Pass	401



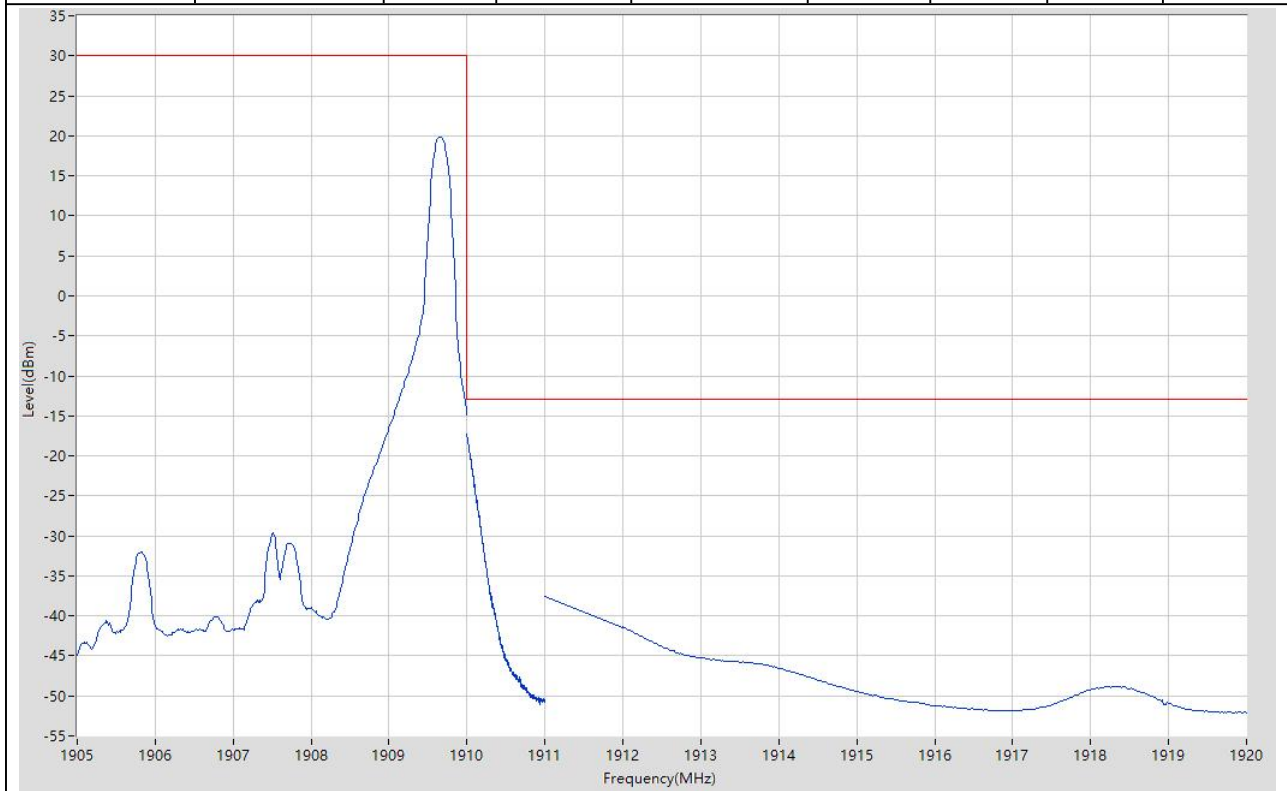
8.22. LTE Band Edge(NTNV)(Subtest:22, Channel:19175, Bandwidth:5, Modulation:QPSK, RB Number: 25, RB Position:HIGH)

Start Frequency (MHz)	Stop Frequency (MHz)	RBW (MHz)	Detector	Frequency (MHz)	Power (dBm)	Limit (dBm)	Verdict	Sweep Point
1905	1910	0.1	RMS	1906.05	6.47	30	Pass	401
1910	1911	0.051	RMS	1910	-30.38	-13	Pass	401
1911	1912	1	RMS	1911	-23.85	-13	Pass	2
1912	1920	1	RMS	1912.02	-25.71	-13	Pass	401



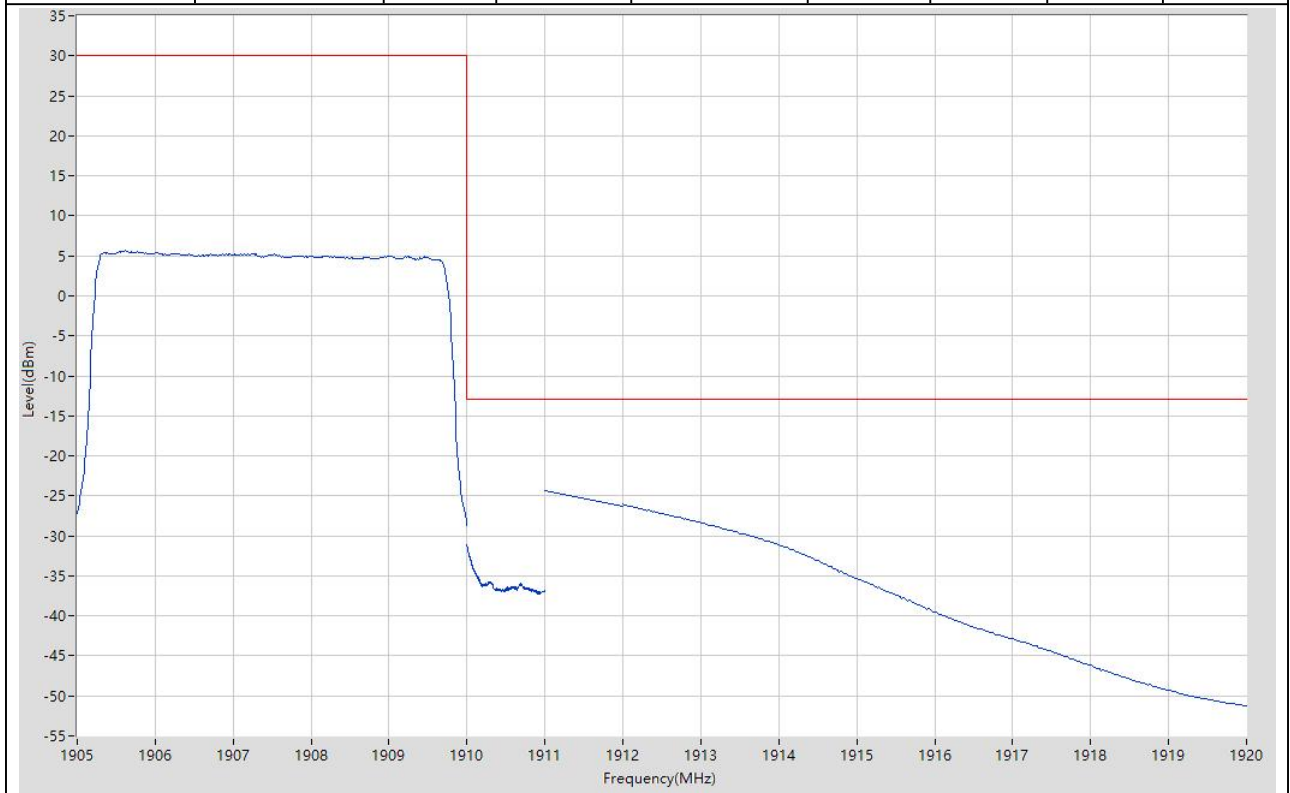
8.23. LTE Band Edge(NTNV)(Subtest:23, Channel:19175, Bandwidth:5, Modulation:Q16, RB Number: 1, RB Position:HIGH)

Start Frequency (MHz)	Stop Frequency (MHz)	RBW (MHz)	Detector	Frequency (MHz)	Power (dBm)	Limit (dBm)	Verdict	Sweep Point
1905	1910	0.1	RMS	1909.663	19.88	30	Pass	401
1910	1911	0.051	RMS	1910	-17.28	-13	Pass	401
1911	1912	1	RMS	1911	-37.53	-13	Pass	2
1912	1920	1	RMS	1912	-41.36	-13	Pass	401



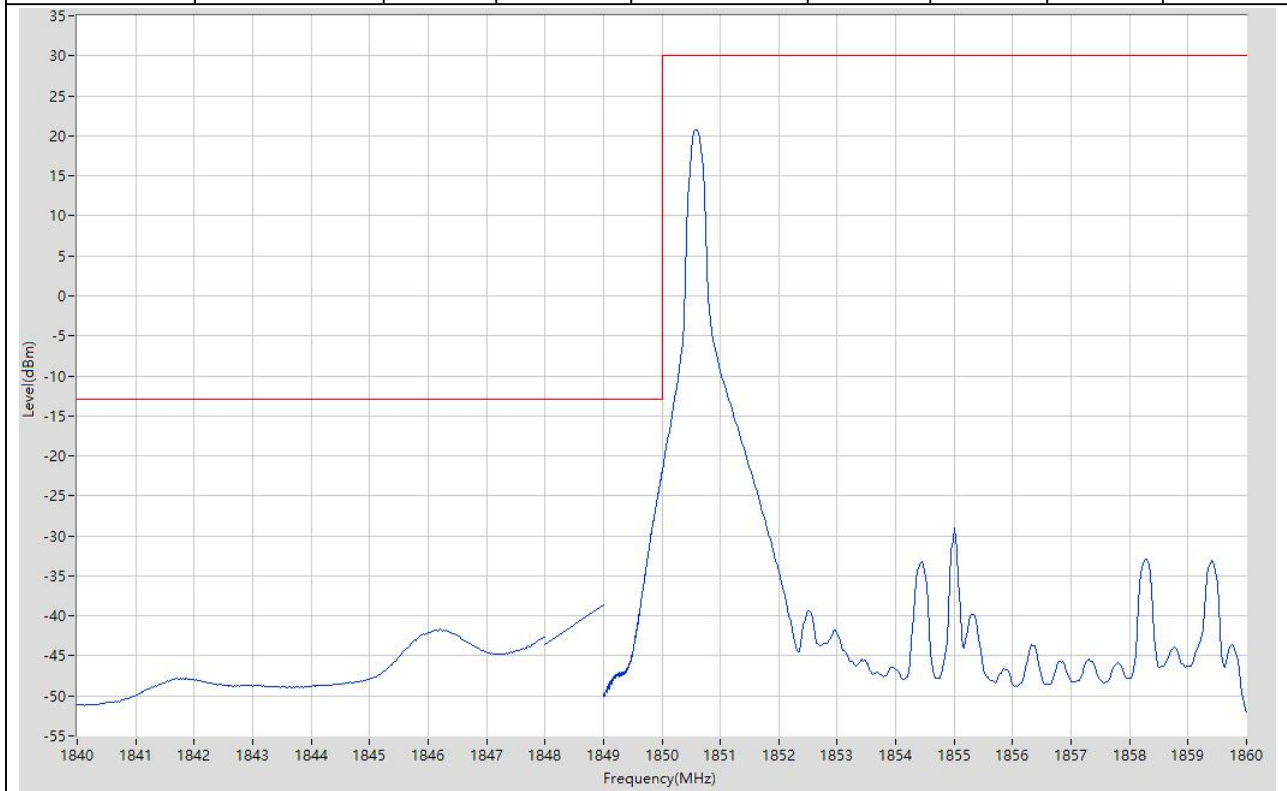
8.24. LTE Band Edge(NTNV)(Subtest:24, Channel:19175, Bandwidth:5, Modulation:Q16, RB Number: 25, RB Position:HIGH)

Start Frequency (MHz)	Stop Frequency (MHz)	RBW (MHz)	Detector	Frequency (MHz)	Power (dBm)	Limit (dBm)	Verdict	Sweep Point
1905	1910	0.1	RMS	1905.613	5.65	30	Pass	401
1910	1911	0.051	RMS	1910	-31.18	-13	Pass	401
1911	1912	1	RMS	1911	-24.4	-13	Pass	2
1912	1920	1	RMS	1912	-26.07	-13	Pass	401



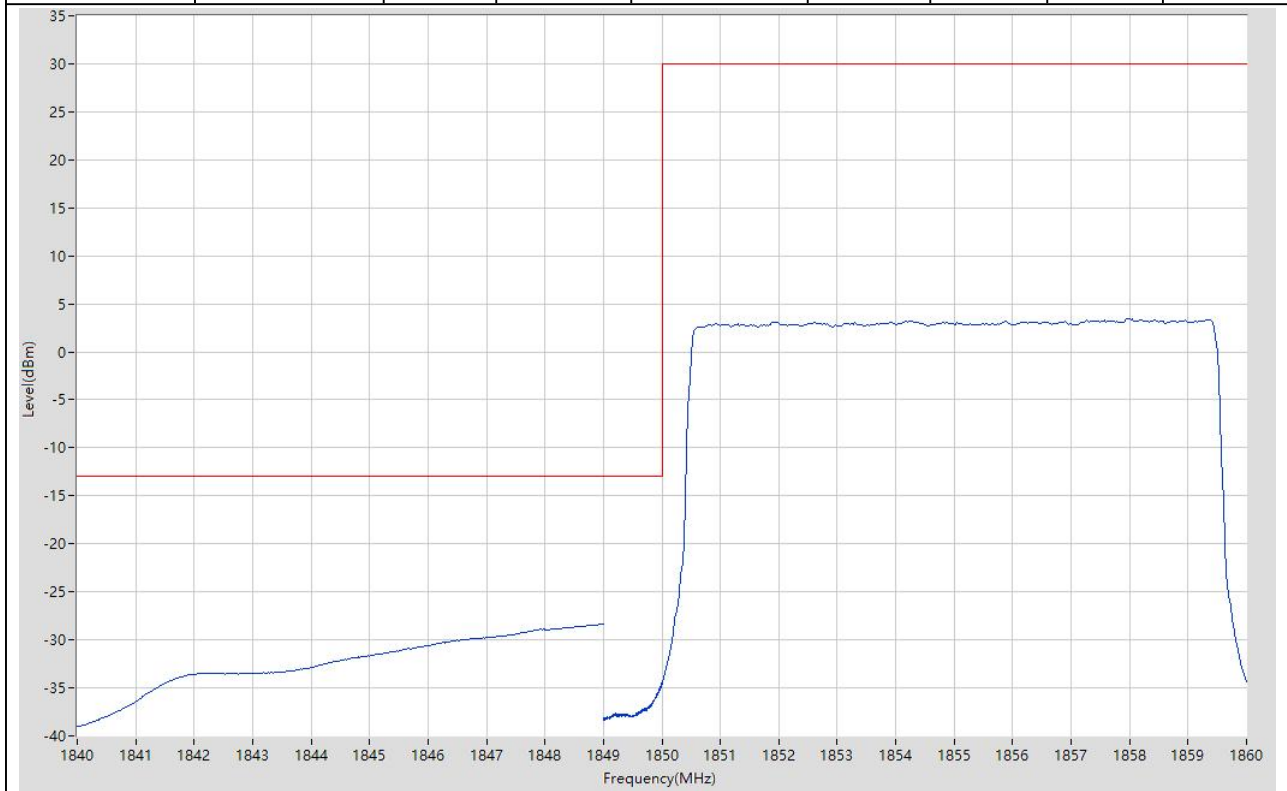
8.25. LTE Band Edge(NTNV)(Subtest:25, Channel:18650, Bandwidth:10, Modulation:QPSK, RB Number: 1, RB Position:LOW)

Start Frequency (MHz)	Stop Frequency (MHz)	RBW (MHz)	Detector	Frequency (MHz)	Power (dBm)	Limit (dBm)	Verdict	Sweep Point
1840	1848	1	RMS	1846.2	-41.69	-13	Pass	401
1848	1849	1	RMS	1849	-38.62	-13	Pass	2
1849	1850	0.1	RMS	1850	-22.04	-13	Pass	401
1850	1860	0.1	RMS	1850.6	20.8	30	Pass	401



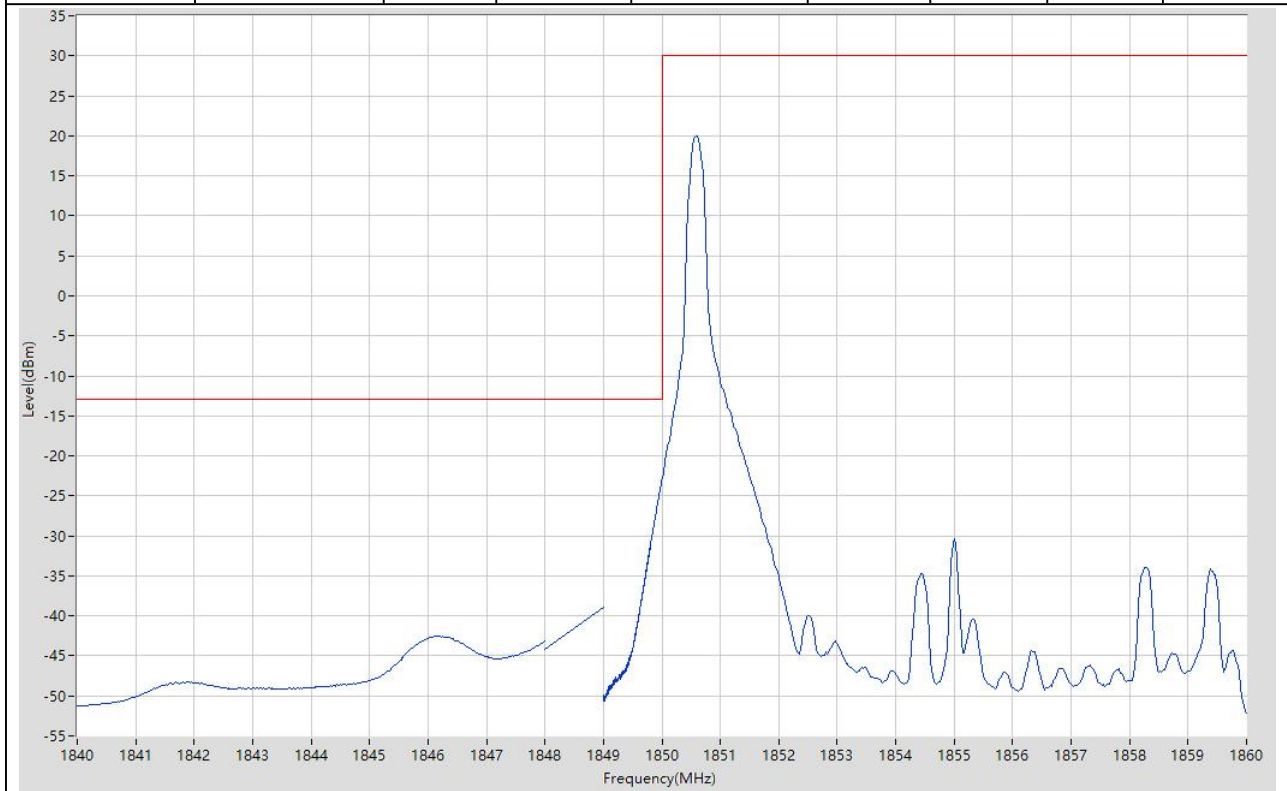
8.26. LTE Band Edge(NTNV)(Subtest:26, Channel:18650, Bandwidth:10, Modulation:QPSK, RB Number: 50, RB Position:LOW)

Start Frequency (MHz)	Stop Frequency (MHz)	RBW (MHz)	Detector	Frequency (MHz)	Power (dBm)	Limit (dBm)	Verdict	Sweep Point
1840	1848	1	RMS	1848	-28.81	-13	Pass	401
1848	1849	1	RMS	1849	-28.39	-13	Pass	2
1849	1850	0.1	RMS	1849.998	-34.49	-13	Pass	401
1850	1860	0.1	RMS	1857.975	3.48	30	Pass	401



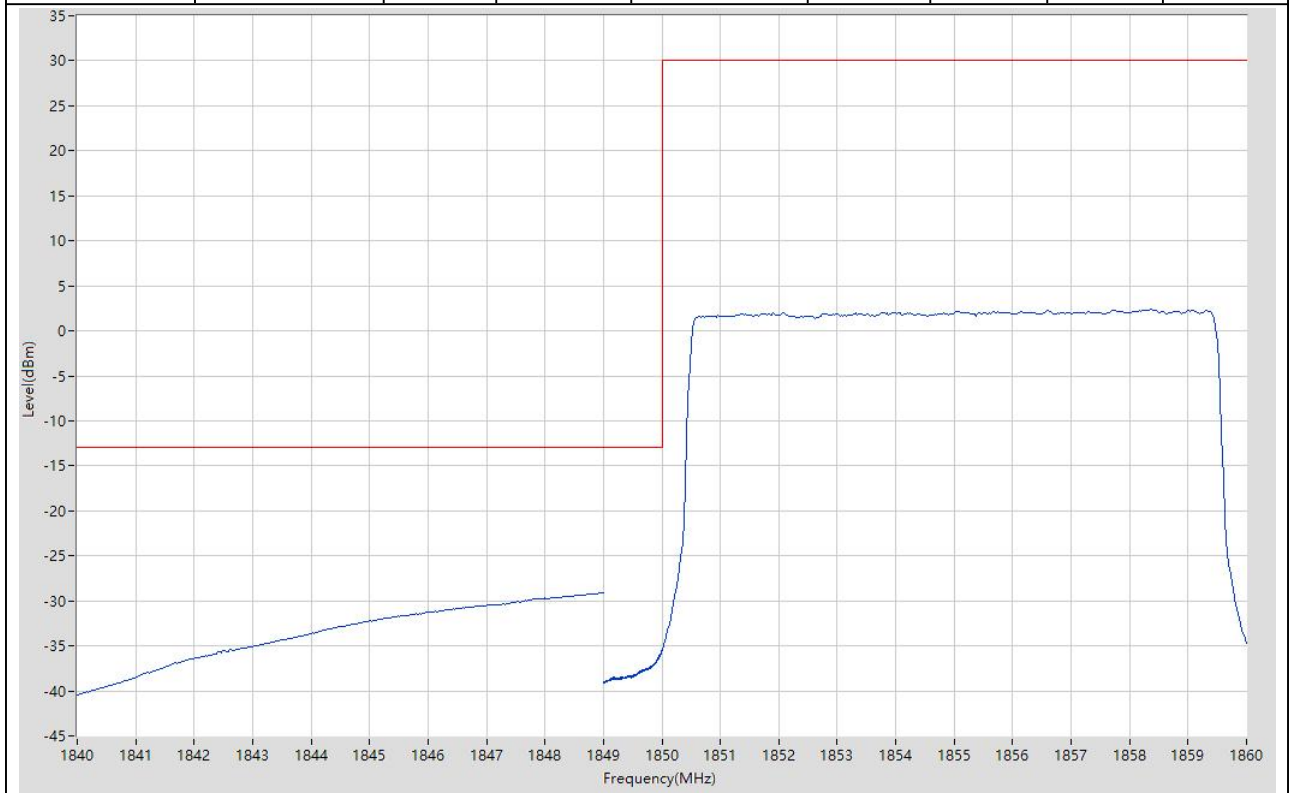
8.27. LTE Band Edge(NTNV)(Subtest:27, Channel:18650, Bandwidth:10, Modulation:Q16, RB Number: 1, RB Position:LOW)

Start Frequency (MHz)	Stop Frequency (MHz)	RBW (MHz)	Detector	Frequency (MHz)	Power (dBm)	Limit (dBm)	Verdict	Sweep Point
1840	1848	1	RMS	1846.24	-42.51	-13	Pass	401
1848	1849	1	RMS	1849	-38.89	-13	Pass	2
1849	1850	0.1	RMS	1850	-22.82	-13	Pass	401
1850	1860	0.1	RMS	1850.6	19.97	30	Pass	401



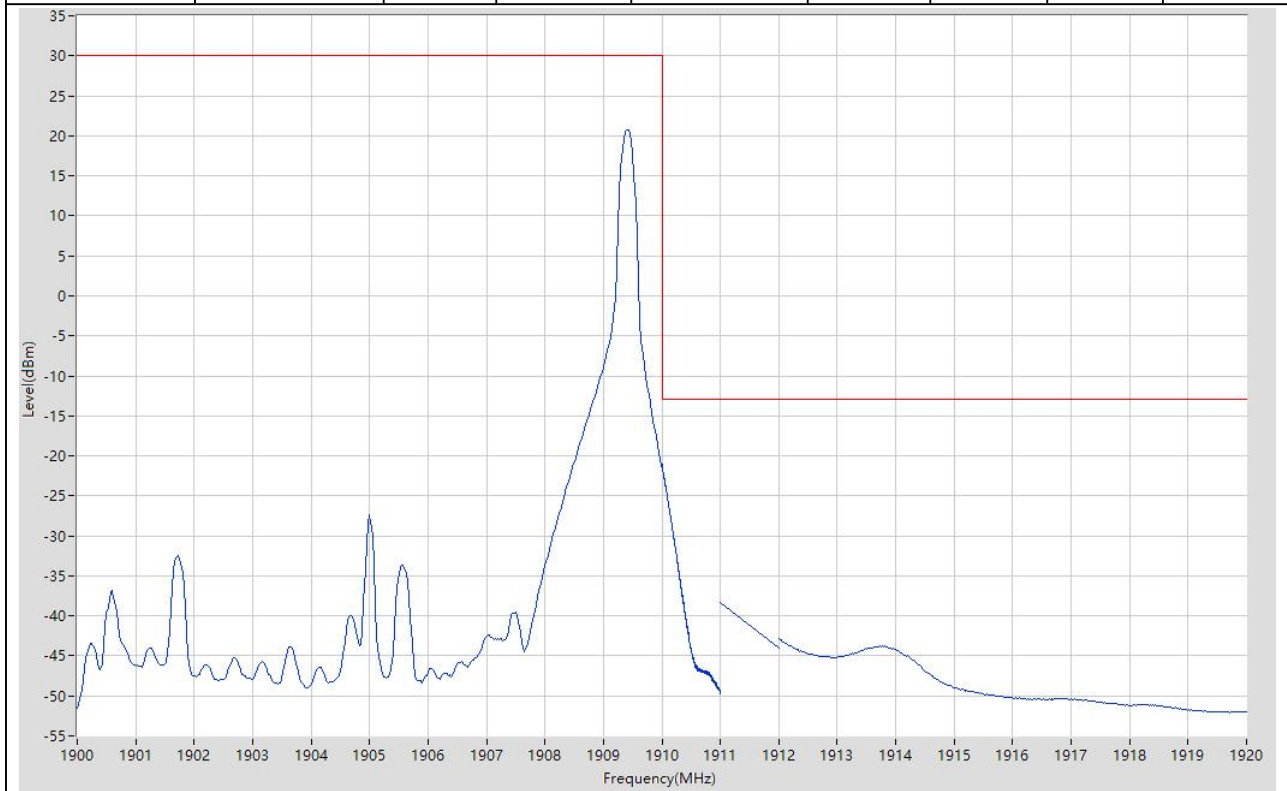
8.28. LTE Band Edge(NTNV)(Subtest:28, Channel:18650, Bandwidth:10, Modulation:Q16, RB Number: 50, RB Position:LOW)

Start Frequency (MHz)	Stop Frequency (MHz)	RBW (MHz)	Detector	Frequency (MHz)	Power (dBm)	Limit (dBm)	Verdict	Sweep Point
1840	1848	1	RMS	1848	-29.69	-13	Pass	401
1848	1849	1	RMS	1849	-29.05	-13	Pass	2
1849	1850	0.1	RMS	1850	-35.55	-13	Pass	401
1850	1860	0.1	RMS	1858.35	2.39	30	Pass	401



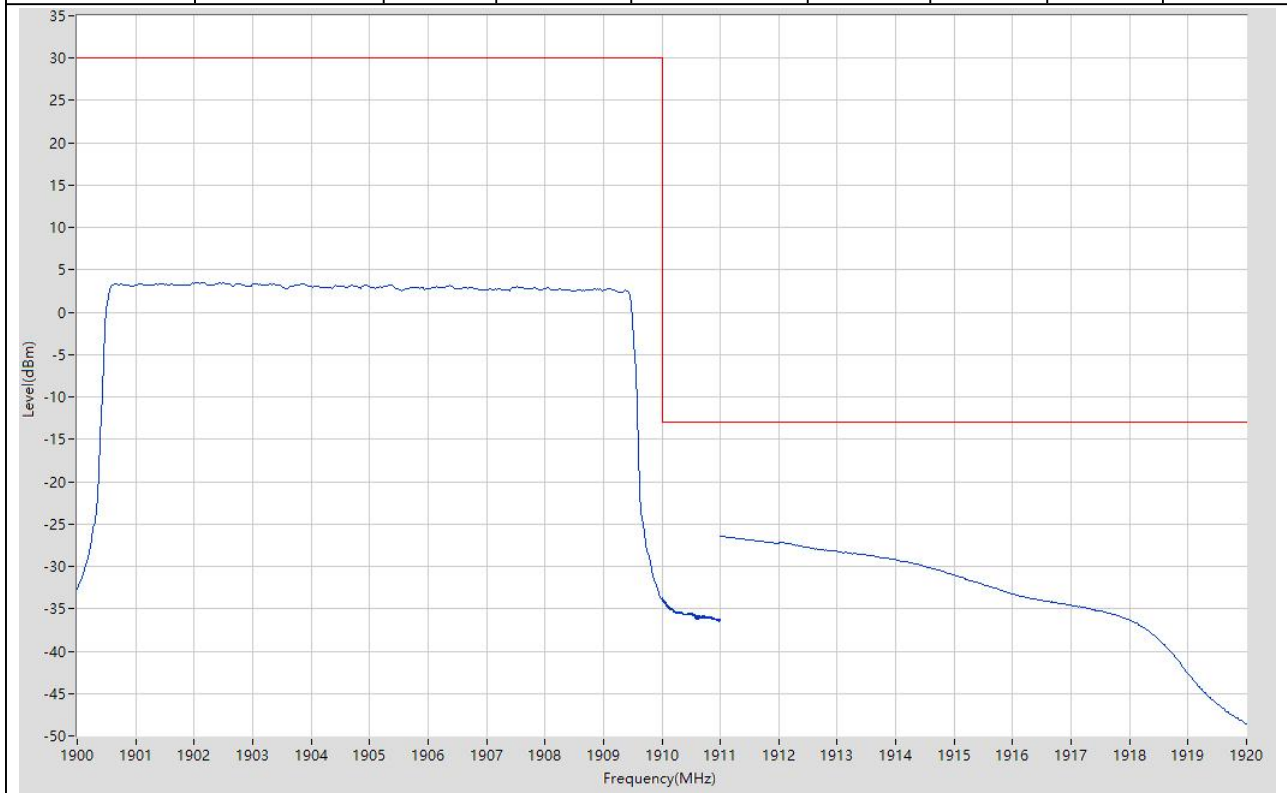
8.29. LTE Band Edge(NTNV)(Subtest:29, Channel:19150, Bandwidth:10, Modulation:QPSK, RB Number: 1, RB Position:HIGH)

Start Frequency (MHz)	Stop Frequency (MHz)	RBW (MHz)	Detector	Frequency (MHz)	Power (dBm)	Limit (dBm)	Verdict	Sweep Point
1900	1910	0.1	RMS	1909.4	20.76	30	Pass	401
1910	1911	0.1	RMS	1910	-21.02	-13	Pass	401
1911	1912	1	RMS	1911	-38.29	-13	Pass	2
1912	1920	1	RMS	1912	-42.88	-13	Pass	401



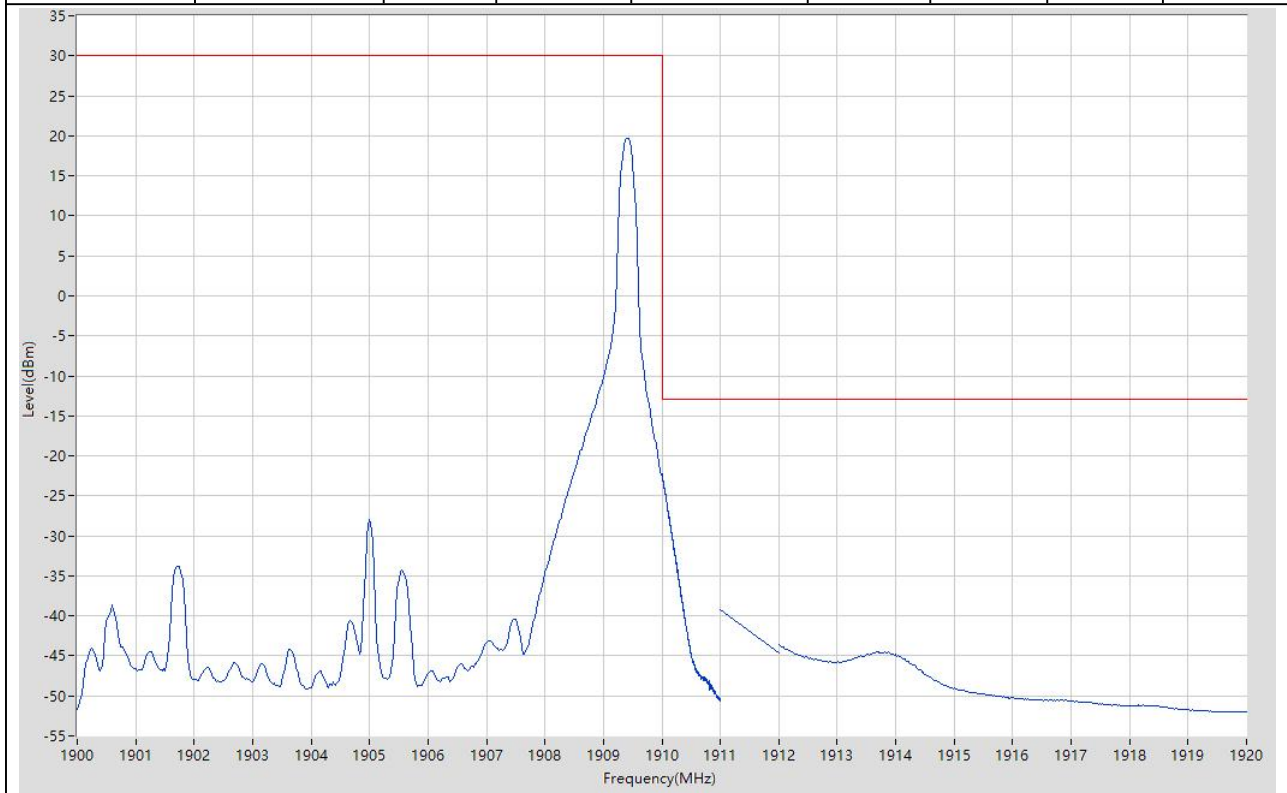
8.30. LTE Band Edge(NTNV)(Subtest:30, Channel:19150, Bandwidth:10, Modulation:QPSK, RB Number: 50, RB Position:HIGH)

Start Frequency (MHz)	Stop Frequency (MHz)	RBW (MHz)	Detector	Frequency (MHz)	Power (dBm)	Limit (dBm)	Verdict	Sweep Point
1900	1910	0.1	RMS	1902.025	3.49	30	Pass	401
1910	1911	0.1	RMS	1910.003	-33.65	-13	Pass	401
1911	1912	1	RMS	1911	-26.42	-13	Pass	2
1912	1920	1	RMS	1912	-27.11	-13	Pass	401



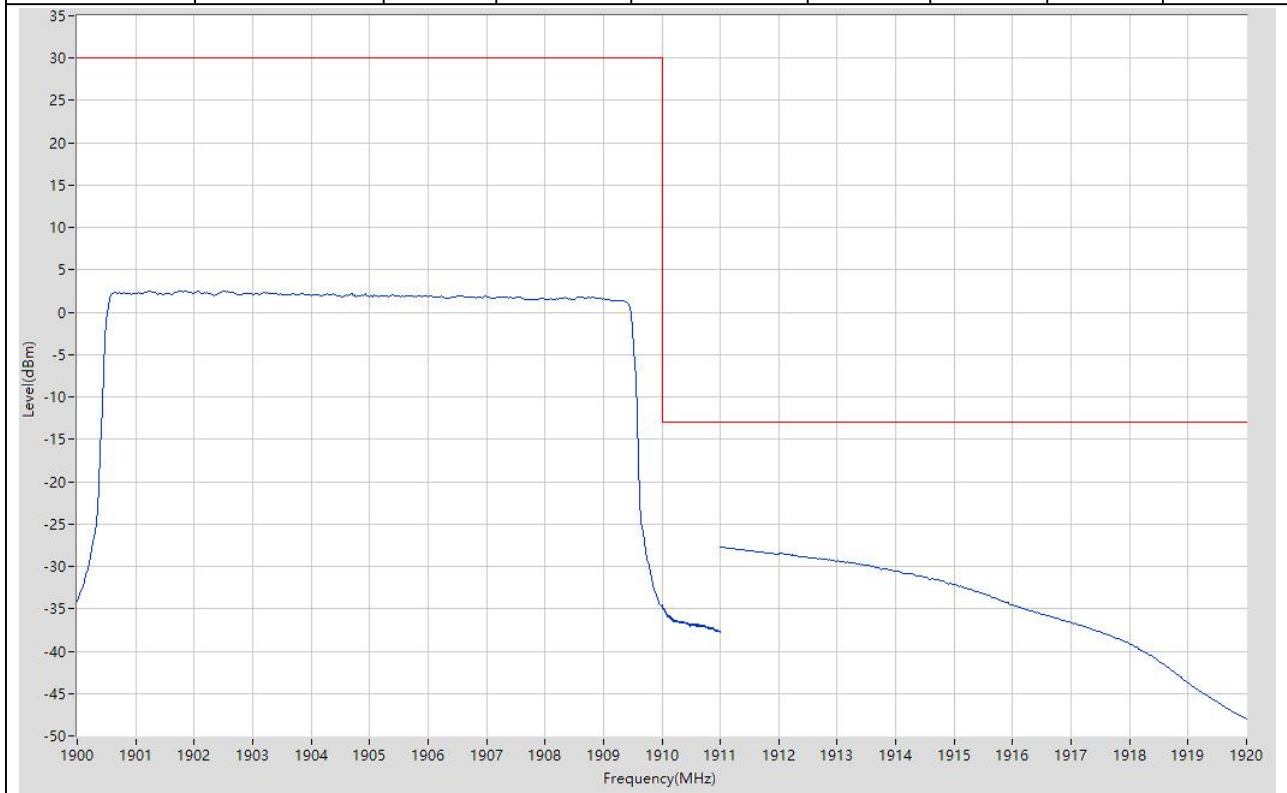
8.31. LTE Band Edge(NTNV)(Subtest:31, Channel:19150, Bandwidth:10, Modulation:Q16, RB Number: 1, RB Position:HIGH)

Start Frequency (MHz)	Stop Frequency (MHz)	RBW (MHz)	Detector	Frequency (MHz)	Power (dBm)	Limit (dBm)	Verdict	Sweep Point
1900	1910	0.1	RMS	1909.4	19.7	30	Pass	401
1910	1911	0.1	RMS	1910	-22.18	-13	Pass	401
1911	1912	1	RMS	1911	-39.29	-13	Pass	2
1912	1920	1	RMS	1912	-43.62	-13	Pass	401



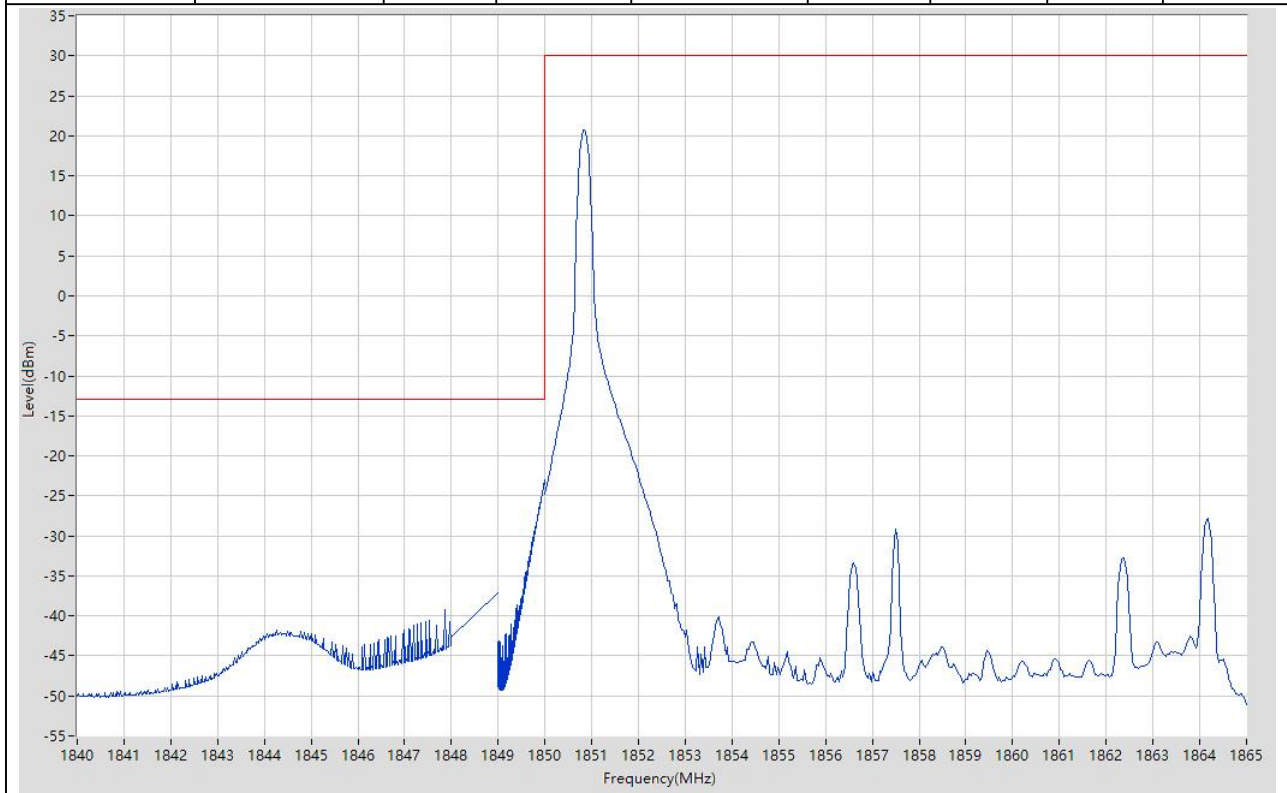
8.32. LTE Band Edge(NTNV)(Subtest:32, Channel:19150, Bandwidth:10, Modulation:Q16, RB Number: 50, RB Position:HIGH)

Start Frequency (MHz)	Stop Frequency (MHz)	RBW (MHz)	Detector	Frequency (MHz)	Power (dBm)	Limit (dBm)	Verdict	Sweep Point
1900	1910	0.1	RMS	1901.875	2.53	30	Pass	401
1910	1911	0.1	RMS	1910.003	-34.58	-13	Pass	401
1911	1912	1	RMS	1911	-27.67	-13	Pass	2
1912	1920	1	RMS	1912	-28.44	-13	Pass	401



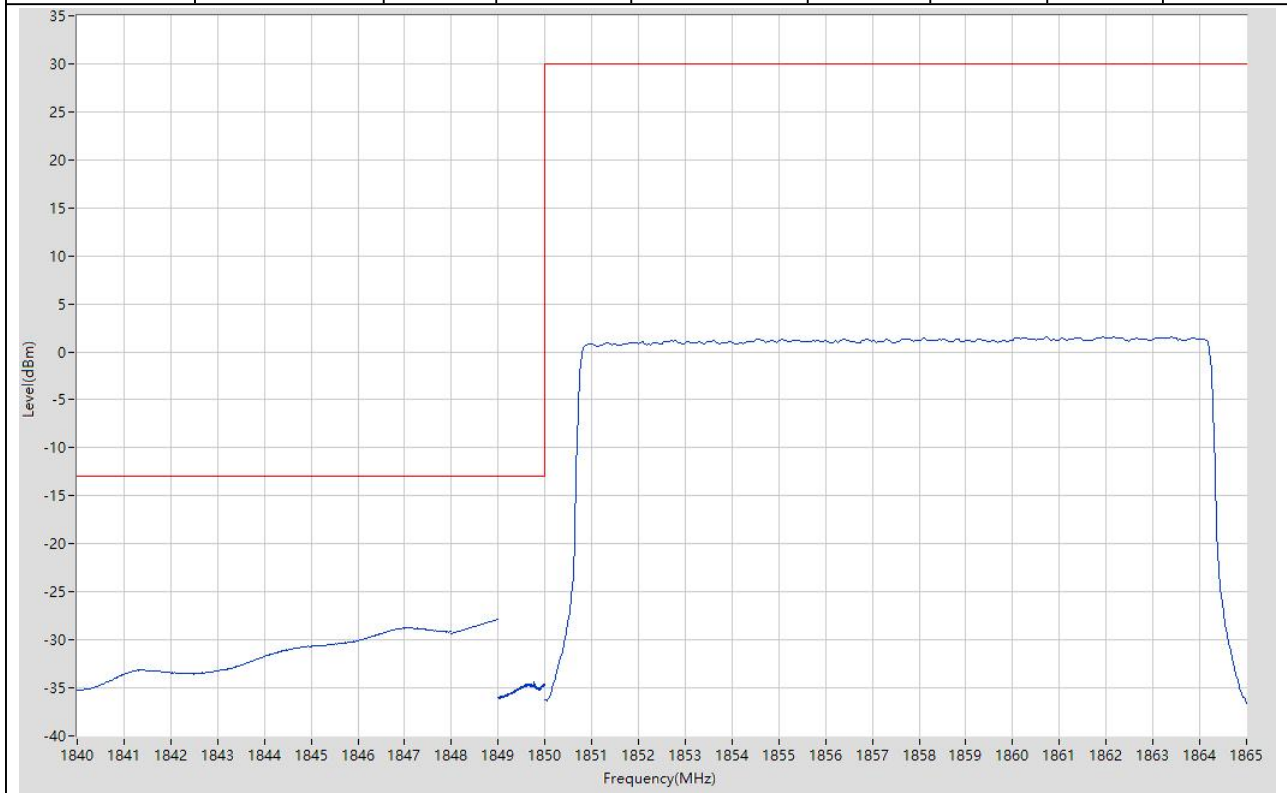
8.33. LTE Band Edge(NTNV)(Subtest:33, Channel:18675, Bandwidth:15, Modulation:QPSK, RB Number: 1, RB Position:LOW)

Start Frequency (MHz)	Stop Frequency (MHz)	RBW (MHz)	Detector	Frequency (MHz)	Power (dBm)	Limit (dBm)	Verdict	Sweep Point
1840	1848	1	RMS	1847.86	-39.21	-13	Pass	401
1848	1849	1	RMS	1849	-37.14	-13	Pass	2
1849	1850	0.15	RMS	1850	-22.93	-13	Pass	401
1850	1865	0.1	RMS	1850.825	20.66	30	Pass	401



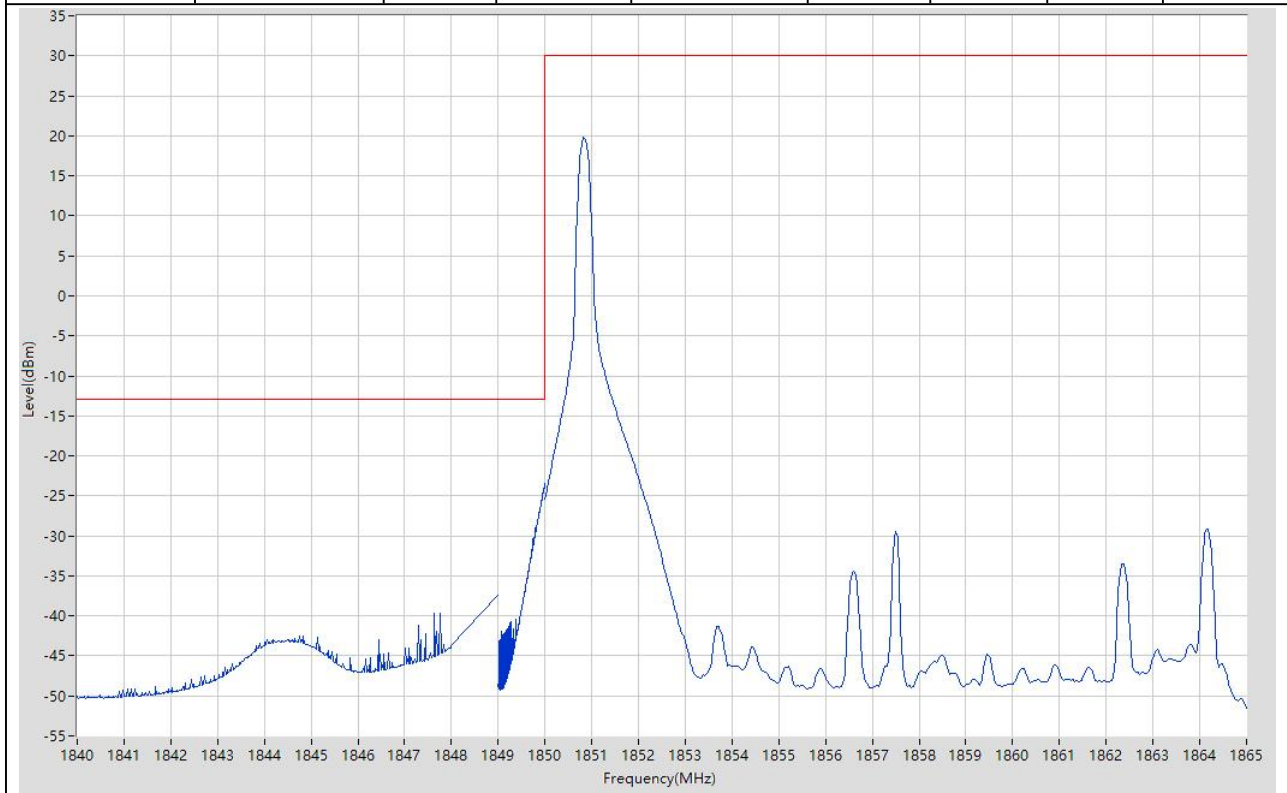
8.34. LTE Band Edge(NTNV)(Subtest:34, Channel:18675, Bandwidth:15, Modulation:QPSK, RB Number: 75, RB Position:LOW)

Start Frequency (MHz)	Stop Frequency (MHz)	RBW (MHz)	Detector	Frequency (MHz)	Power (dBm)	Limit (dBm)	Verdict	Sweep Point
1840	1848	1	RMS	1847.02	-28.71	-13	Pass	401
1848	1849	1	RMS	1849	-27.9	-13	Pass	2
1849	1850	0.15	RMS	1849.758	-34.43	-13	Pass	401
1850	1865	0.1	RMS	1860.725	1.54	30	Pass	401



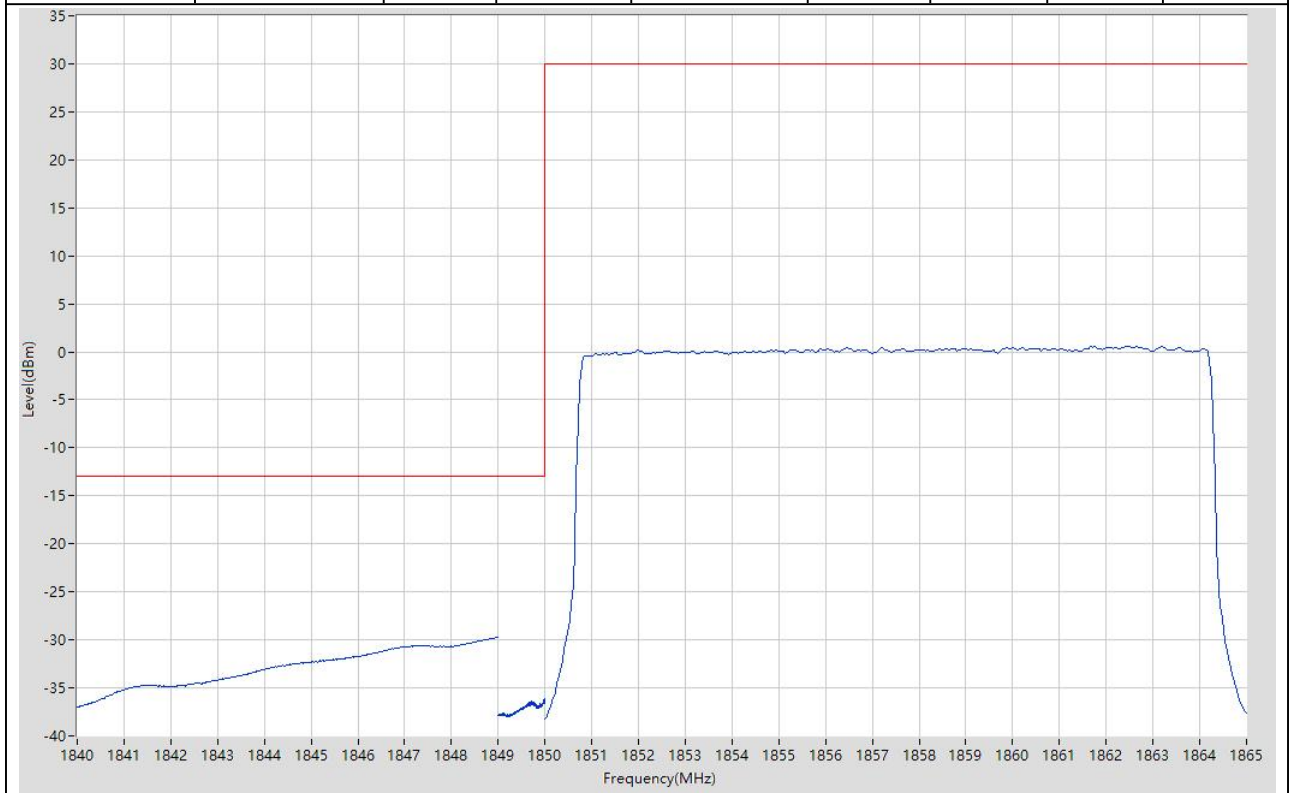
8.35. LTE Band Edge(NTNV)(Subtest:35, Channel:18675, Bandwidth:15, Modulation:Q16, RB Number: 1, RB Position:LOW)

Start Frequency (MHz)	Stop Frequency (MHz)	RBW (MHz)	Detector	Frequency (MHz)	Power (dBm)	Limit (dBm)	Verdict	Sweep Point
1840	1848	1	RMS	1847.76	-39.65	-13	Pass	401
1848	1849	1	RMS	1849	-37.49	-13	Pass	2
1849	1850	0.15	RMS	1850	-23.46	-13	Pass	401
1850	1865	0.1	RMS	1850.825	19.8	30	Pass	401



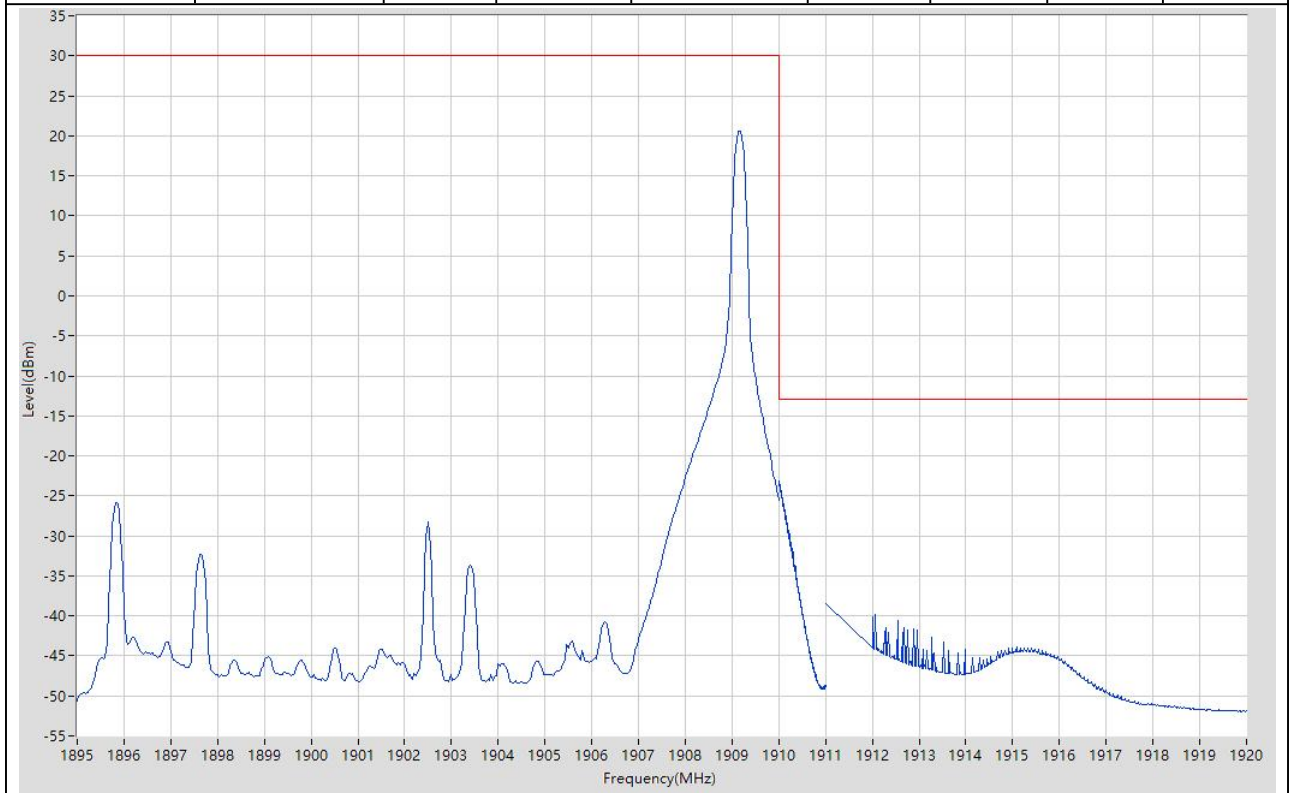
8.36. LTE Band Edge(NTNV)(Subtest:36, Channel:18675, Bandwidth:15, Modulation:Q16, RB Number: 75, RB Position:LOW)

Start Frequency (MHz)	Stop Frequency (MHz)	RBW (MHz)	Detector	Frequency (MHz)	Power (dBm)	Limit (dBm)	Verdict	Sweep Point
1840	1848	1	RMS	1847.6	-30.59	-13	Pass	401
1848	1849	1	RMS	1849	-29.75	-13	Pass	2
1849	1850	0.15	RMS	1849.993	-36.06	-13	Pass	401
1850	1865	0.1	RMS	1861.738	0.62	30	Pass	401



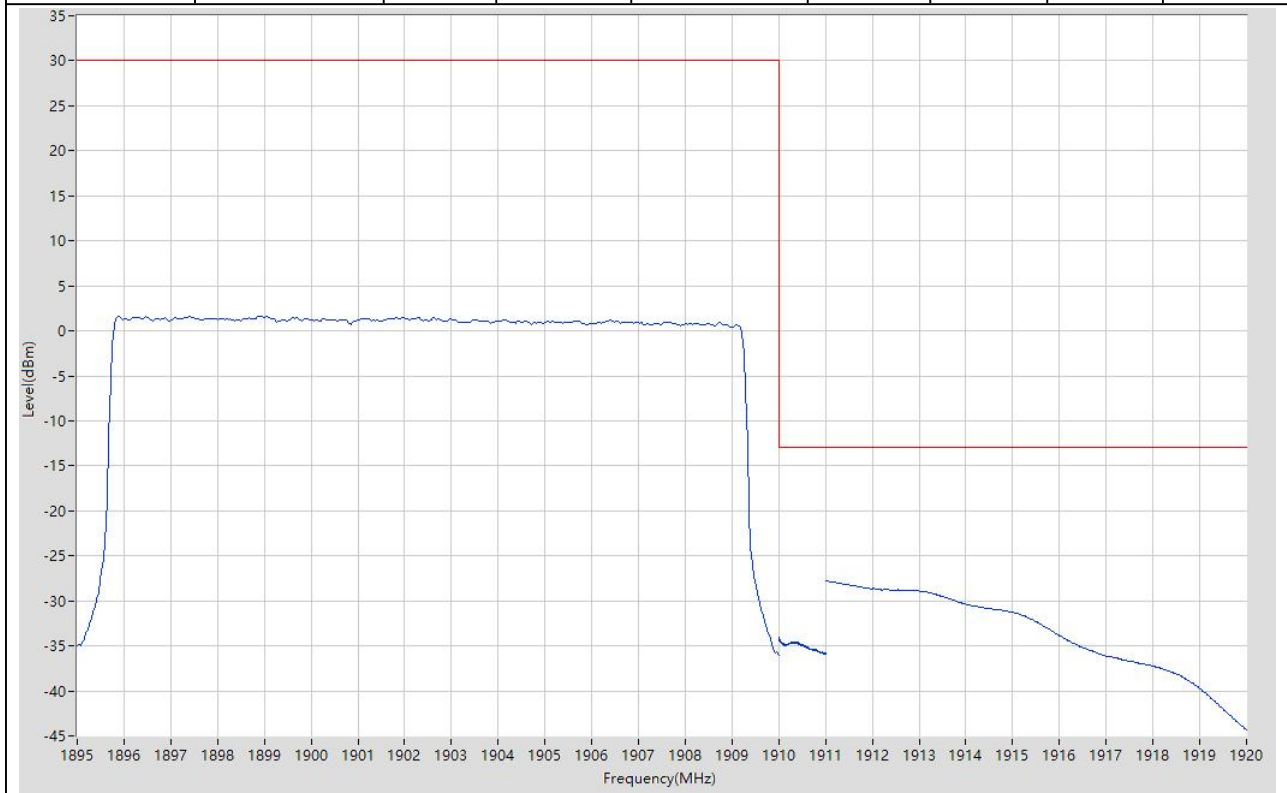
8.37. LTE Band Edge(NTNV)(Subtest:37, Channel:19125, Bandwidth:15, Modulation:QPSK, RB Number: 1, RB Position:HIGH)

Start Frequency (MHz)	Stop Frequency (MHz)	RBW (MHz)	Detector	Frequency (MHz)	Power (dBm)	Limit (dBm)	Verdict	Sweep Point
1895	1910	0.1	RMS	1909.175	20.62	30	Pass	401
1910	1911	0.15	RMS	1910	-23.08	-13	Pass	401
1911	1912	1	RMS	1911	-38.41	-13	Pass	2
1912	1920	1	RMS	1912.06	-39.85	-13	Pass	401



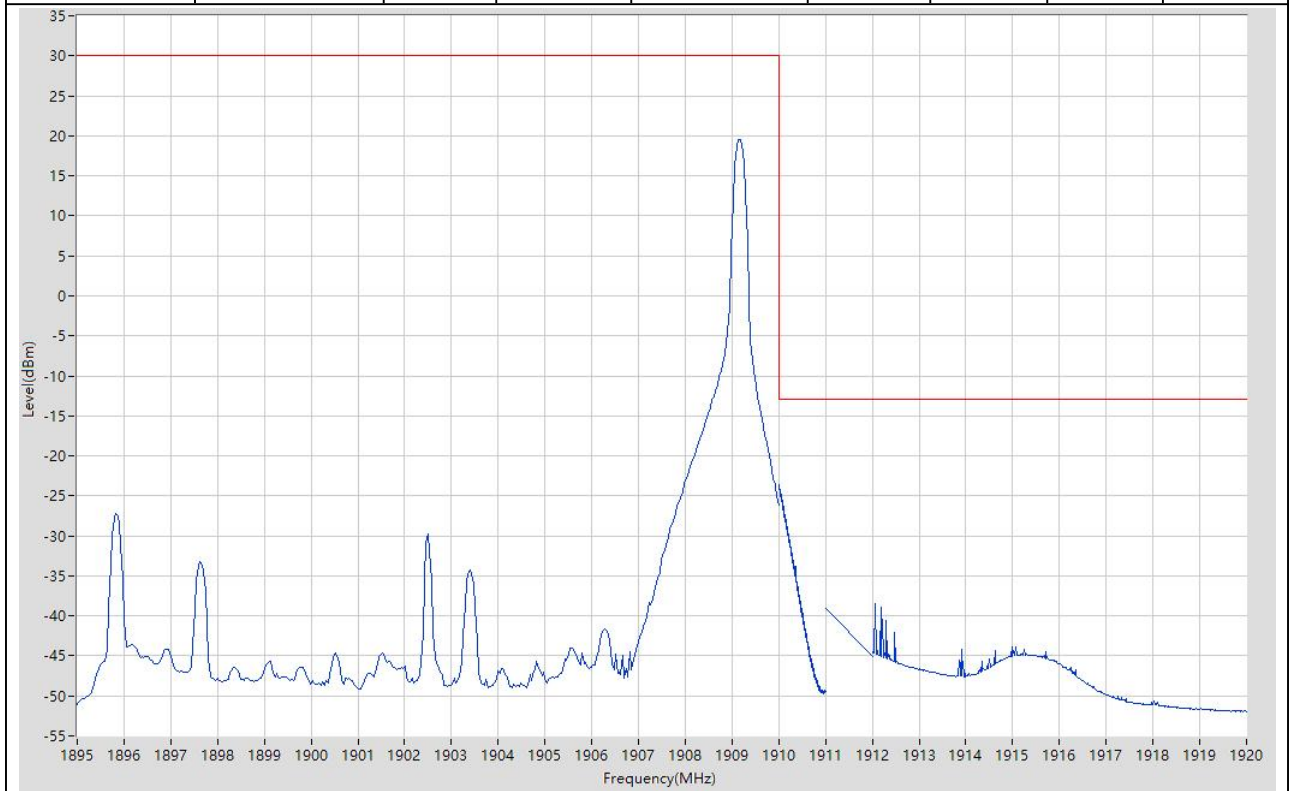
8.38. LTE Band Edge(NTNV)(Subtest:38, Channel:19125, Bandwidth:15, Modulation:QPSK, RB Number: 75, RB Position:HIGH)

Start Frequency (MHz)	Stop Frequency (MHz)	RBW (MHz)	Detector	Frequency (MHz)	Power (dBm)	Limit (dBm)	Verdict	Sweep Point
1895	1910	0.1	RMS	1895.863	1.65	30	Pass	401
1910	1911	0.15	RMS	1910	-34.11	-13	Pass	401
1911	1912	1	RMS	1911	-27.79	-13	Pass	2
1912	1920	1	RMS	1912	-28.61	-13	Pass	401



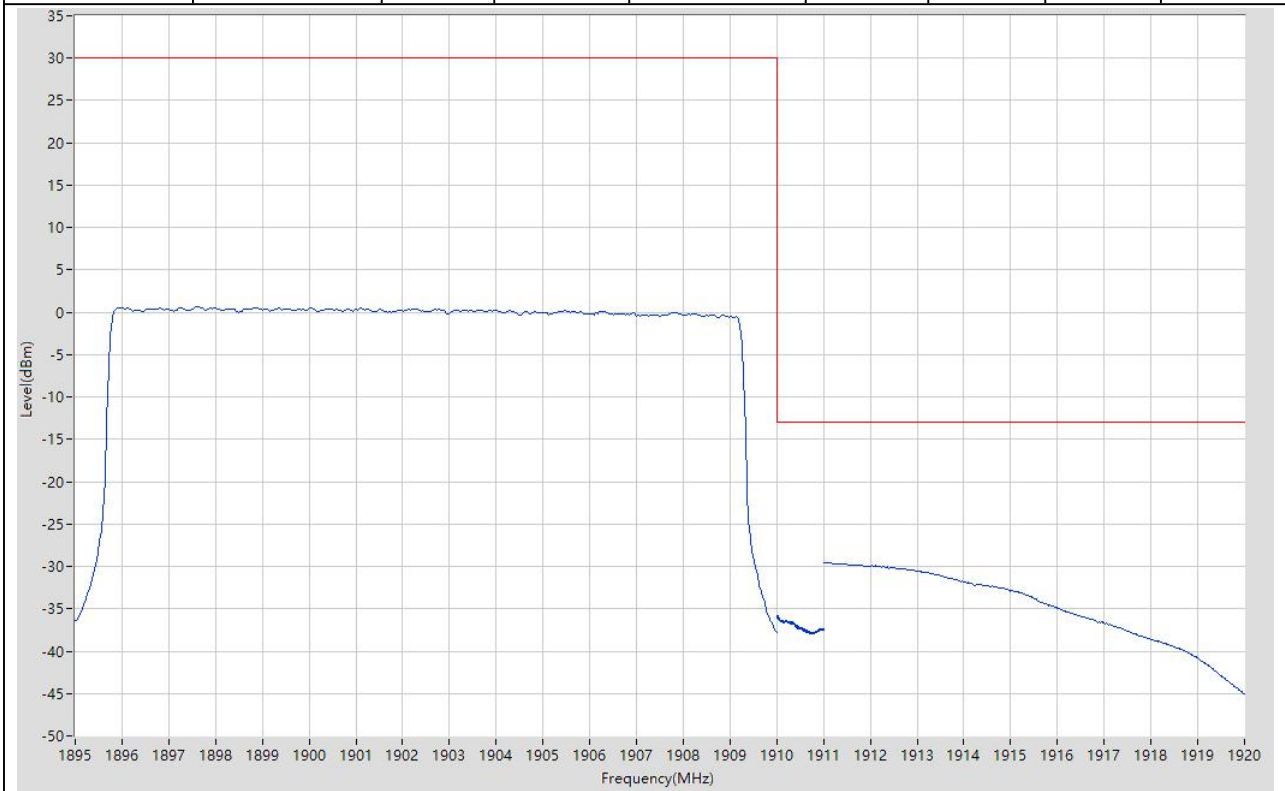
8.39. LTE Band Edge(NTNV)(Subtest:39, Channel:19125, Bandwidth:15, Modulation:Q16, RB Number: 1, RB Position:HIGH)

Start Frequency (MHz)	Stop Frequency (MHz)	RBW (MHz)	Detector	Frequency (MHz)	Power (dBm)	Limit (dBm)	Verdict	Sweep Point
1895	1910	0.1	RMS	1909.175	19.59	30	Pass	401
1910	1911	0.15	RMS	1910.008	-23.53	-13	Pass	401
1911	1912	1	RMS	1911	-39.1	-13	Pass	2
1912	1920	1	RMS	1912.06	-38.45	-13	Pass	401



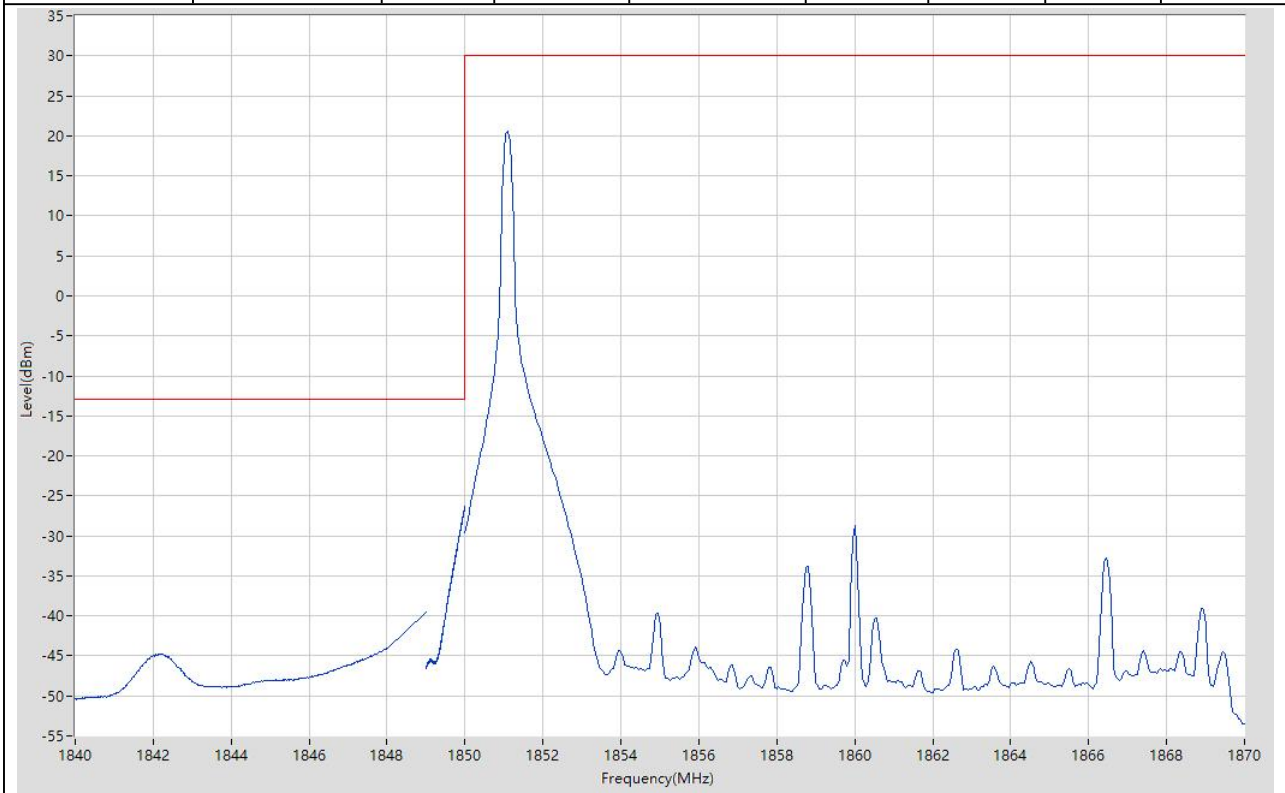
8.40. LTE Band Edge(NTNV)(Subtest:40, Channel:19125, Bandwidth:15, Modulation:Q16, RB Number: 75, RB Position:HIGH)

Start Frequency (MHz)	Stop Frequency (MHz)	RBW (MHz)	Detector	Frequency (MHz)	Power (dBm)	Limit (dBm)	Verdict	Sweep Point
1895	1910	0.1	RMS	1897.588	0.62	30	Pass	401
1910	1911	0.15	RMS	1910.018	-35.79	-13	Pass	401
1911	1912	1	RMS	1911	-29.59	-13	Pass	2
1912	1920	1	RMS	1912.04	-29.91	-13	Pass	401



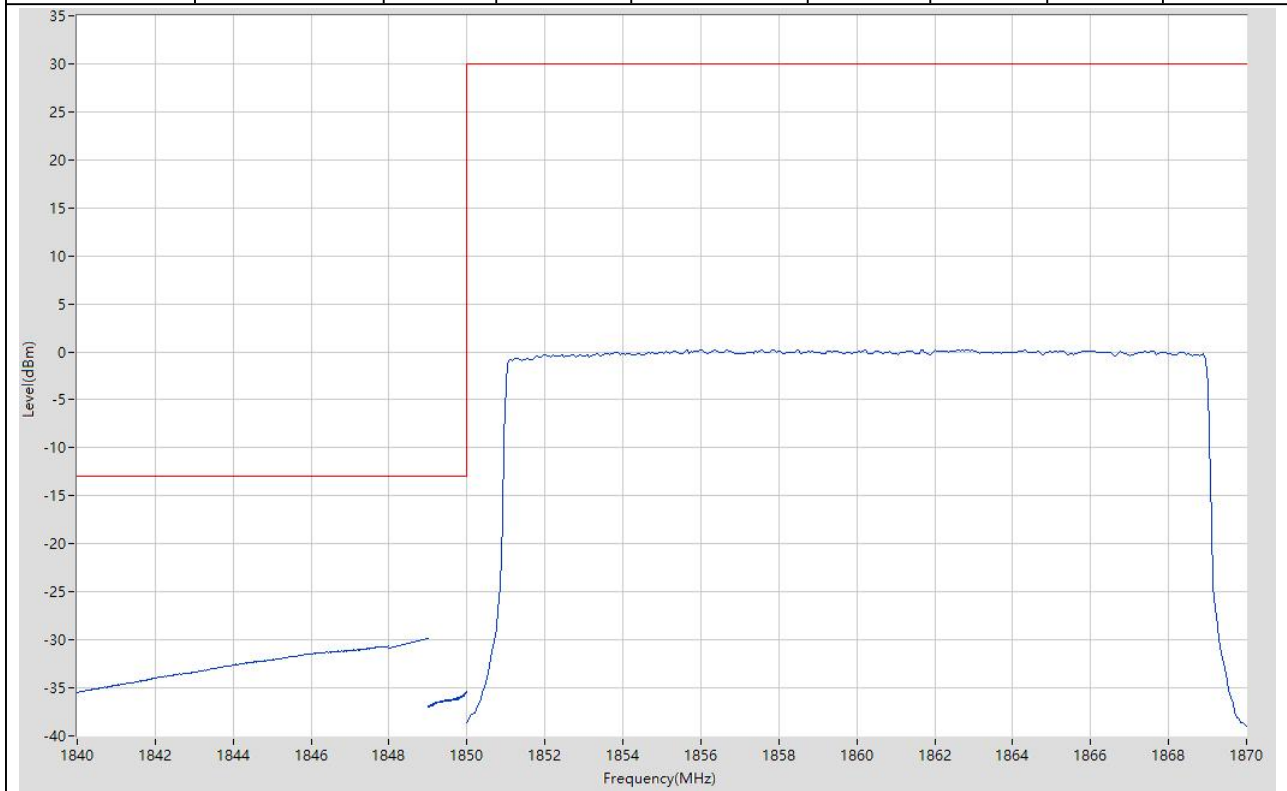
8.41. LTE Band Edge(NTNV)(Subtest:41, Channel:18700, Bandwidth:20, Modulation:QPSK, RB Number: 1, RB Position:LOW)

Start Frequency (MHz)	Stop Frequency (MHz)	RBW (MHz)	Detector	Frequency (MHz)	Power (dBm)	Limit (dBm)	Verdict	Sweep Point
1840	1848	1	RMS	1848	-44.01	-13	Pass	401
1848	1849	1	RMS	1849	-39.5	-13	Pass	2
1849	1850	0.2	RMS	1849.998	-26.29	-13	Pass	401
1850	1870	0.1	RMS	1851.1	20.58	30	Pass	401



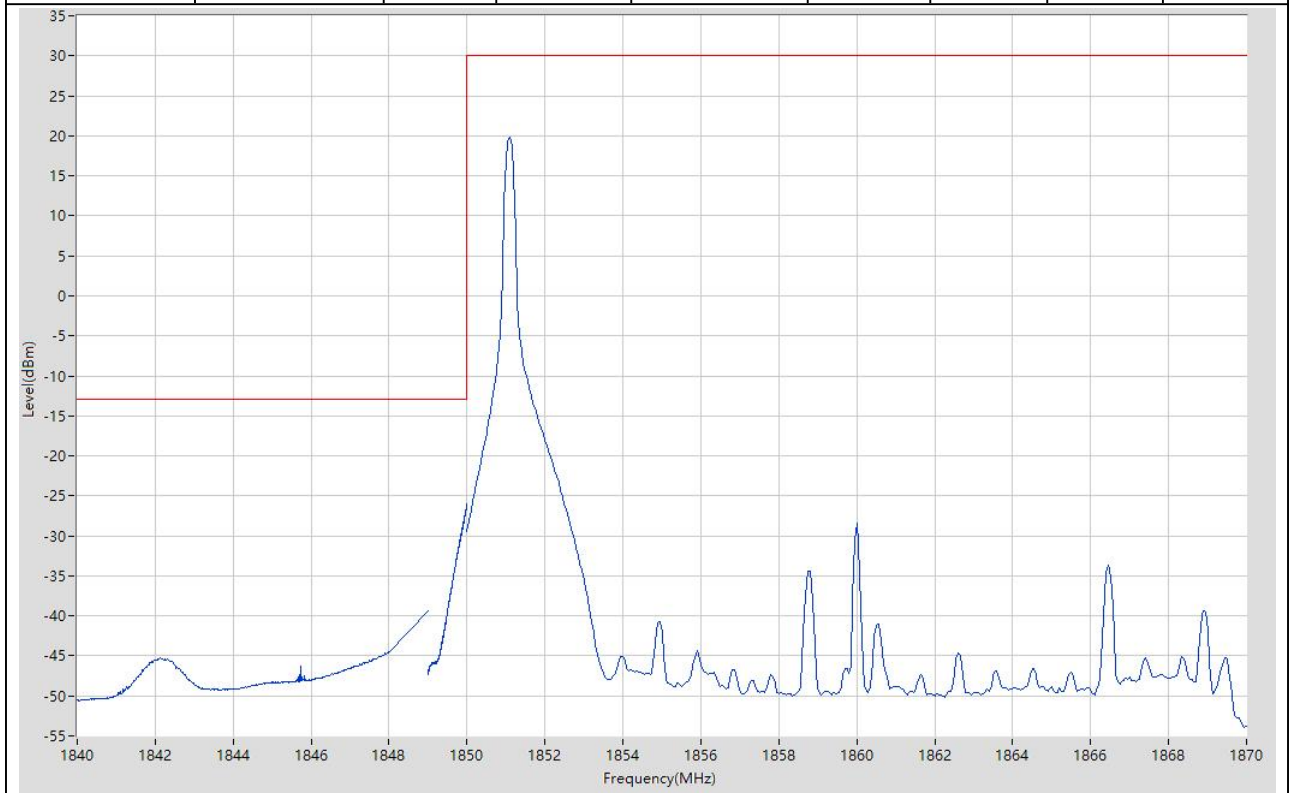
8.42. LTE Band Edge(NTNV)(Subtest:42, Channel:18700, Bandwidth:20, Modulation:QPSK, RB Number: 100, RB Position:LOW)

Start Frequency (MHz)	Stop Frequency (MHz)	RBW (MHz)	Detector	Frequency (MHz)	Power (dBm)	Limit (dBm)	Verdict	Sweep Point
1840	1848	1	RMS	1848	-30.64	-13	Pass	401
1848	1849	1	RMS	1849	-29.9	-13	Pass	2
1849	1850	0.2	RMS	1850	-35.39	-13	Pass	401
1850	1870	0.1	RMS	1857.85	0.24	30	Pass	401



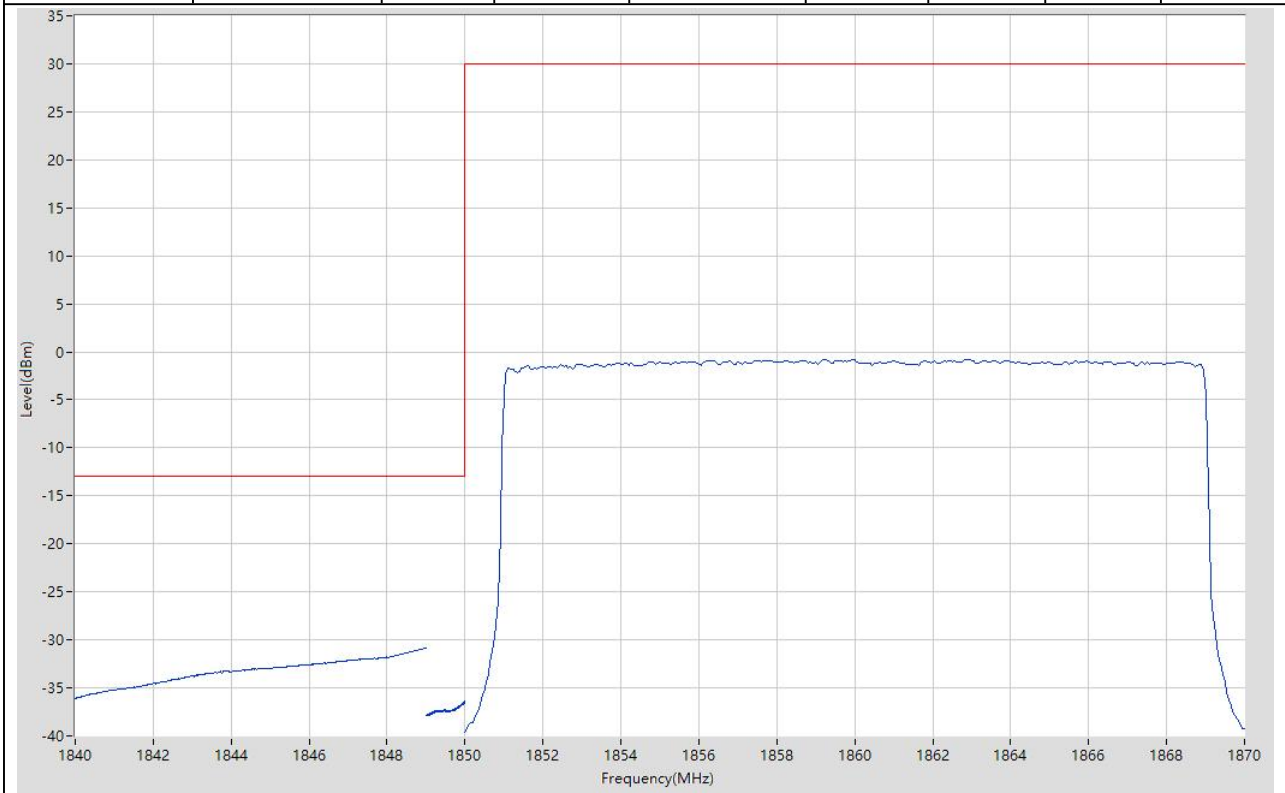
8.43. LTE Band Edge(NTNV)(Subtest:43, Channel:18700, Bandwidth:20, Modulation:Q16, RB Number: 1, RB Position:LOW)

Start Frequency (MHz)	Stop Frequency (MHz)	RBW (MHz)	Detector	Frequency (MHz)	Power (dBm)	Limit (dBm)	Verdict	Sweep Point
1840	1848	1	RMS	1848	-44.44	-13	Pass	401
1848	1849	1	RMS	1849	-39.44	-13	Pass	2
1849	1850	0.2	RMS	1850	-25.99	-13	Pass	401
1850	1870	0.1	RMS	1851.1	19.75	30	Pass	401



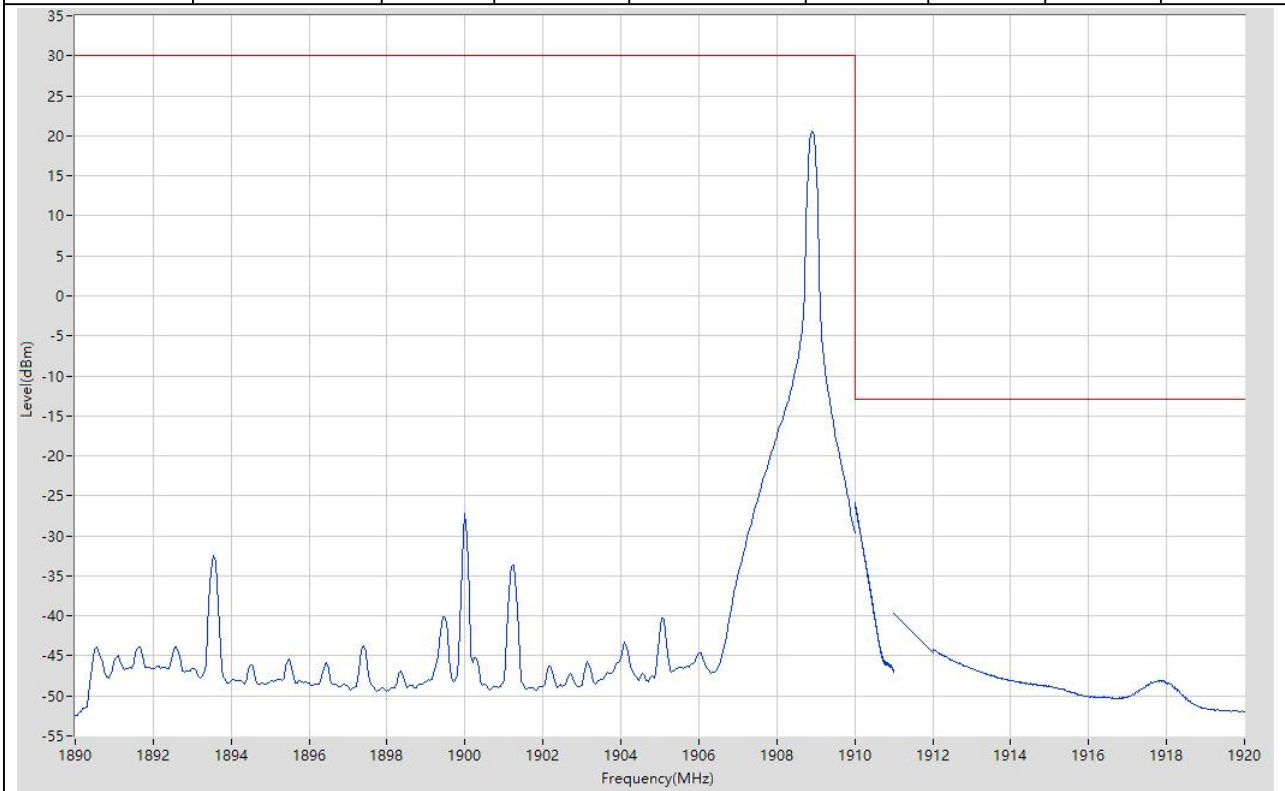
8.44. LTE Band Edge(NTNV)(Subtest:44, Channel:18700, Bandwidth:20, Modulation:Q16, RB Number: 100, RB Position:LOW)

Start Frequency (MHz)	Stop Frequency (MHz)	RBW (MHz)	Detector	Frequency (MHz)	Power (dBm)	Limit (dBm)	Verdict	Sweep Point
1840	1848	1	RMS	1848	-31.77	-13	Pass	401
1848	1849	1	RMS	1849	-30.91	-13	Pass	2
1849	1850	0.2	RMS	1849.998	-36.38	-13	Pass	401
1850	1870	0.1	RMS	1859.95	-0.75	30	Pass	401



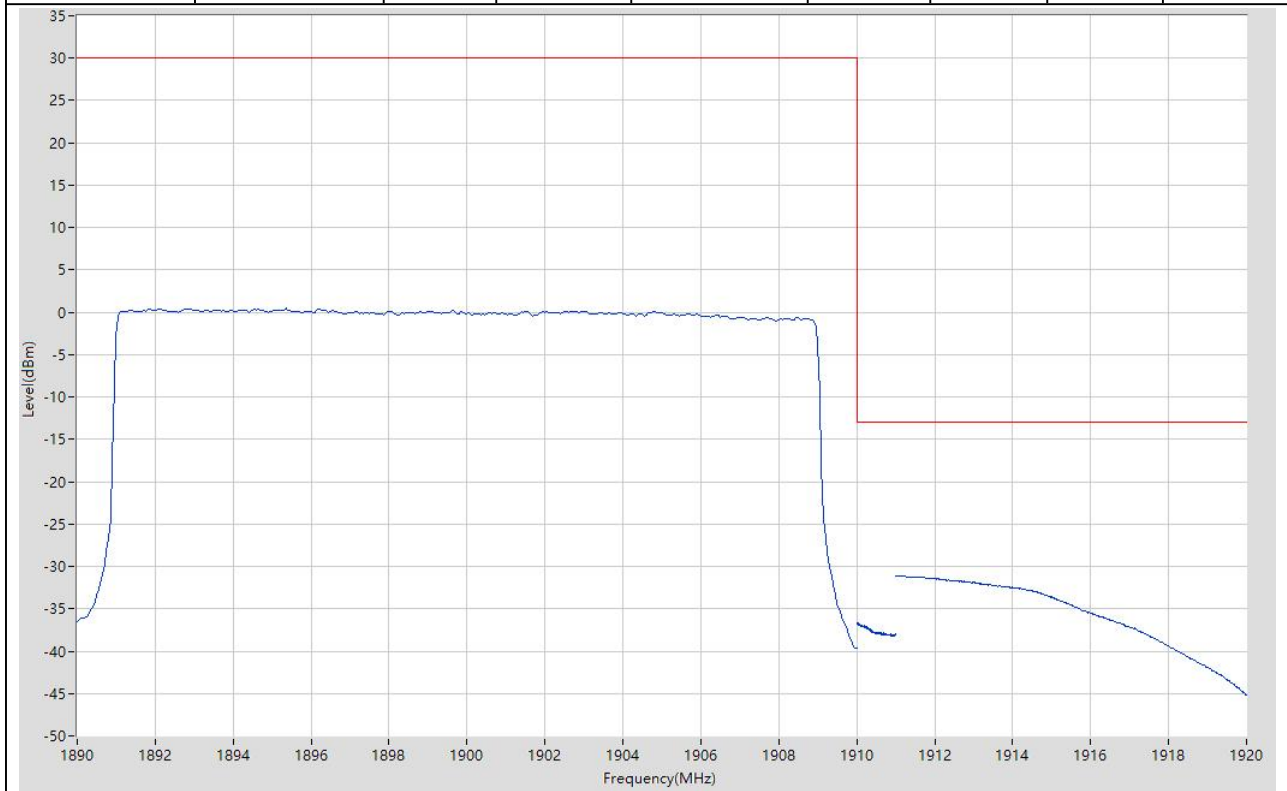
8.45. LTE Band Edge(NTNV)(Subtest:45, Channel:19100, Bandwidth:20, Modulation:QPSK, RB Number: 1, RB Position:HIGH)

Start Frequency (MHz)	Stop Frequency (MHz)	RBW (MHz)	Detector	Frequency (MHz)	Power (dBm)	Limit (dBm)	Verdict	Sweep Point
1890	1910	0.1	RMS	1908.9	20.52	30	Pass	401
1910	1911	0.2	RMS	1910	-25.85	-13	Pass	401
1911	1912	1	RMS	1911	-39.61	-13	Pass	2
1912	1920	1	RMS	1912	-44.24	-13	Pass	401



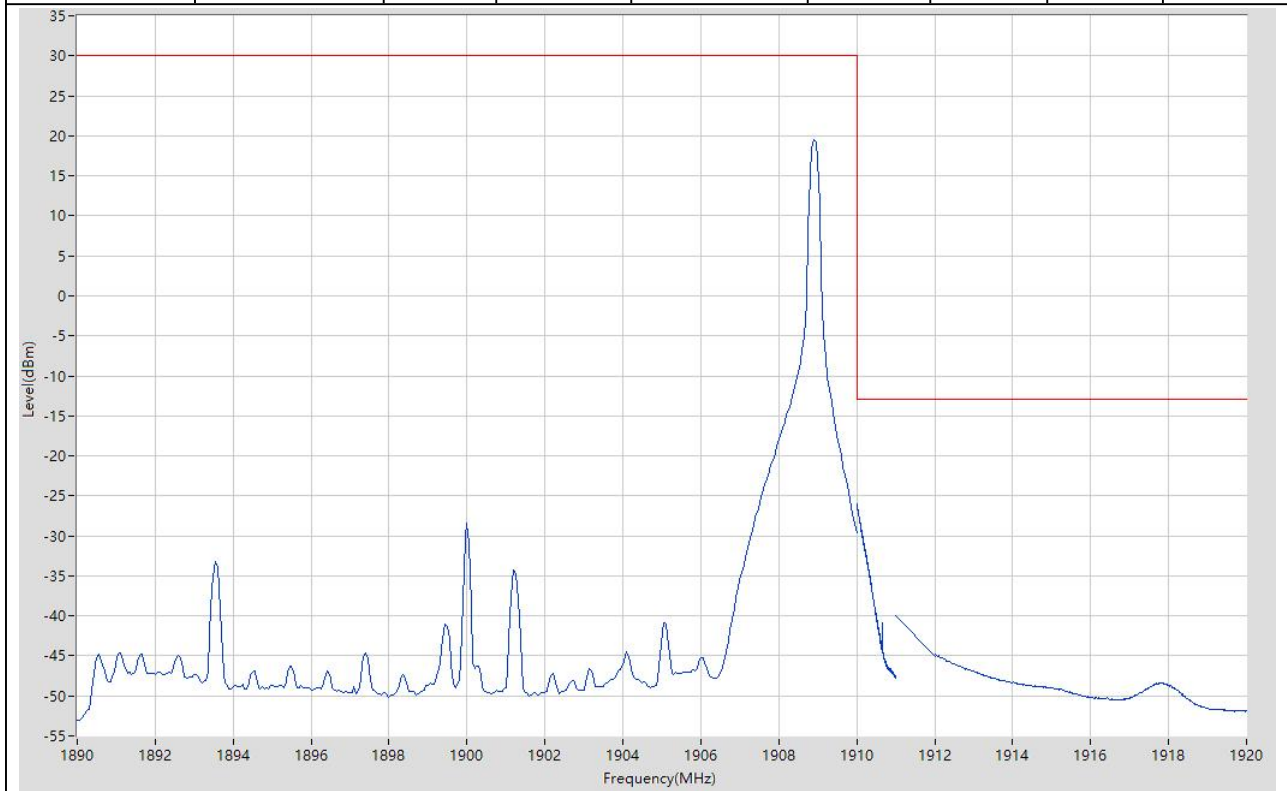
8.46. LTE Band Edge(NTNV)(Subtest:46, Channel:19100, Bandwidth:20, Modulation:QPSK, RB Number: 100, RB Position:HIGH)

Start Frequency (MHz)	Stop Frequency (MHz)	RBW (MHz)	Detector	Frequency (MHz)	Power (dBm)	Limit (dBm)	Verdict	Sweep Point
1890	1910	0.1	RMS	1895.35	0.45	30	Pass	401
1910	1911	0.2	RMS	1910.005	-36.62	-13	Pass	401
1911	1912	1	RMS	1911	-31.09	-13	Pass	2
1912	1920	1	RMS	1912.02	-31.43	-13	Pass	401



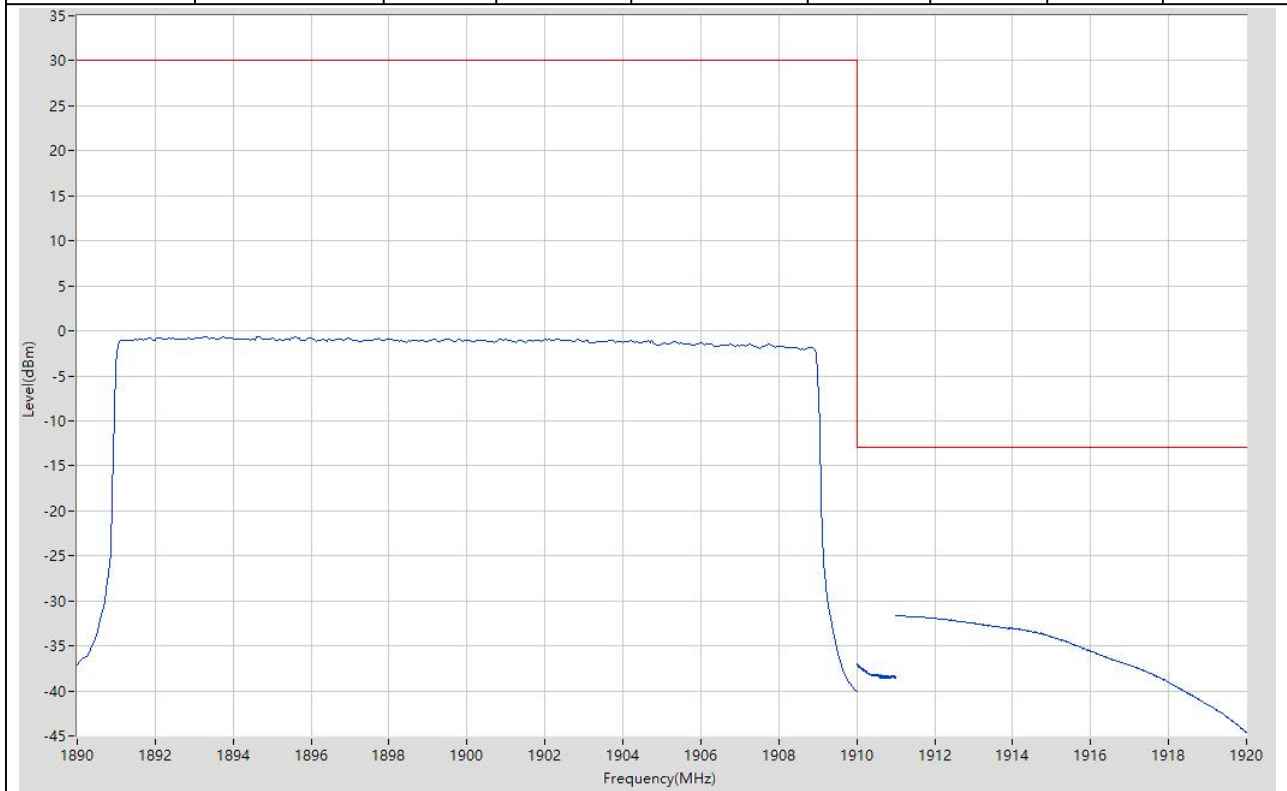
8.47. LTE Band Edge(NTNV)(Subtest:47, Channel:19100, Bandwidth:20, Modulation:Q16, RB Number: 1, RB Position:HIGH)

Start Frequency (MHz)	Stop Frequency (MHz)	RBW (MHz)	Detector	Frequency (MHz)	Power (dBm)	Limit (dBm)	Verdict	Sweep Point
1890	1910	0.1	RMS	1908.9	19.54	30	Pass	401
1910	1911	0.2	RMS	1910.005	-26.07	-13	Pass	401
1911	1912	1	RMS	1911	-40.02	-13	Pass	2
1912	1920	1	RMS	1912.02	-44.78	-13	Pass	401



8.48. LTE Band Edge(NTNV)(Subtest:48, Channel:19100, Bandwidth:20, Modulation:Q16, RB Number: 100, RB Position:HIGH)

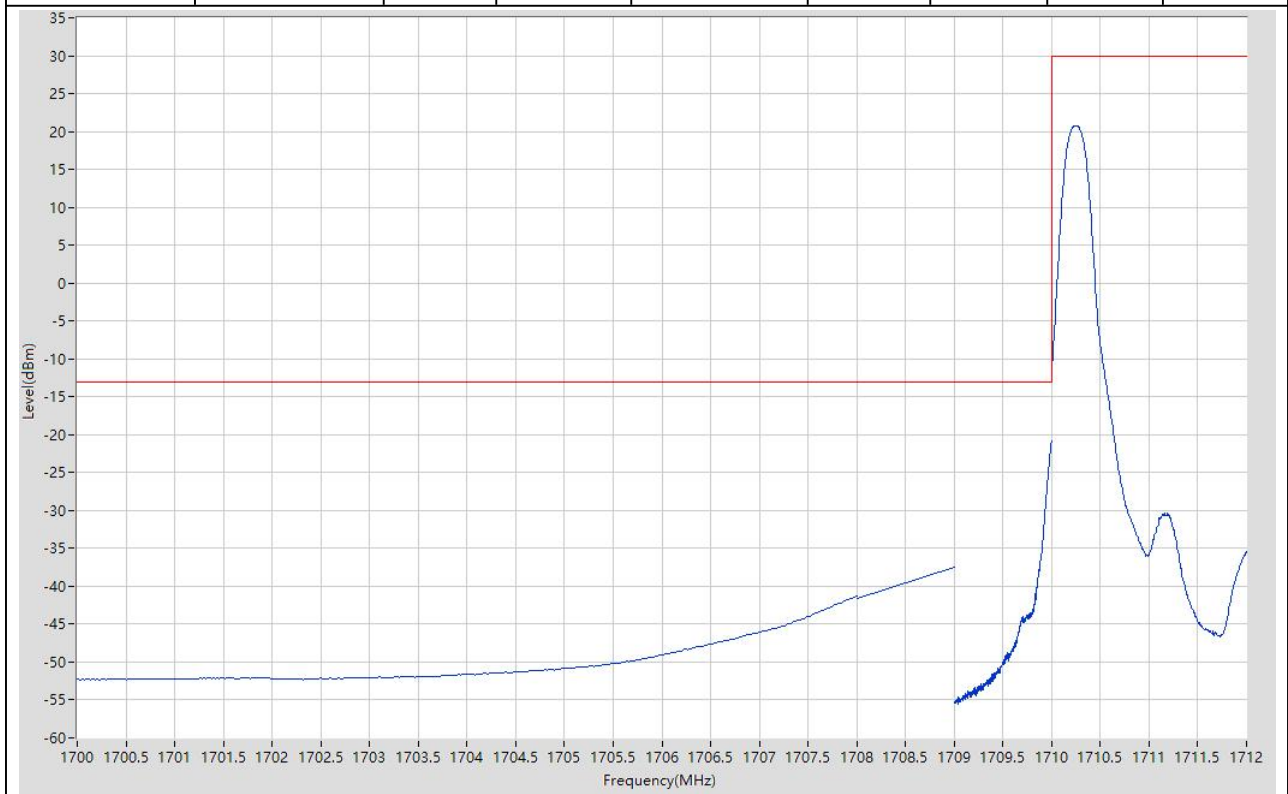
Start Frequency (MHz)	Stop Frequency (MHz)	RBW (MHz)	Detector	Frequency (MHz)	Power (dBm)	Limit (dBm)	Verdict	Sweep Point
1890	1910	0.1	RMS	1894.65	-0.62	30	Pass	401
1910	1911	0.2	RMS	1910.003	-36.94	-13	Pass	401
1911	1912	1	RMS	1911	-31.6	-13	Pass	2
1912	1920	1	RMS	1912	-31.93	-13	Pass	401



9. LTE_Band4

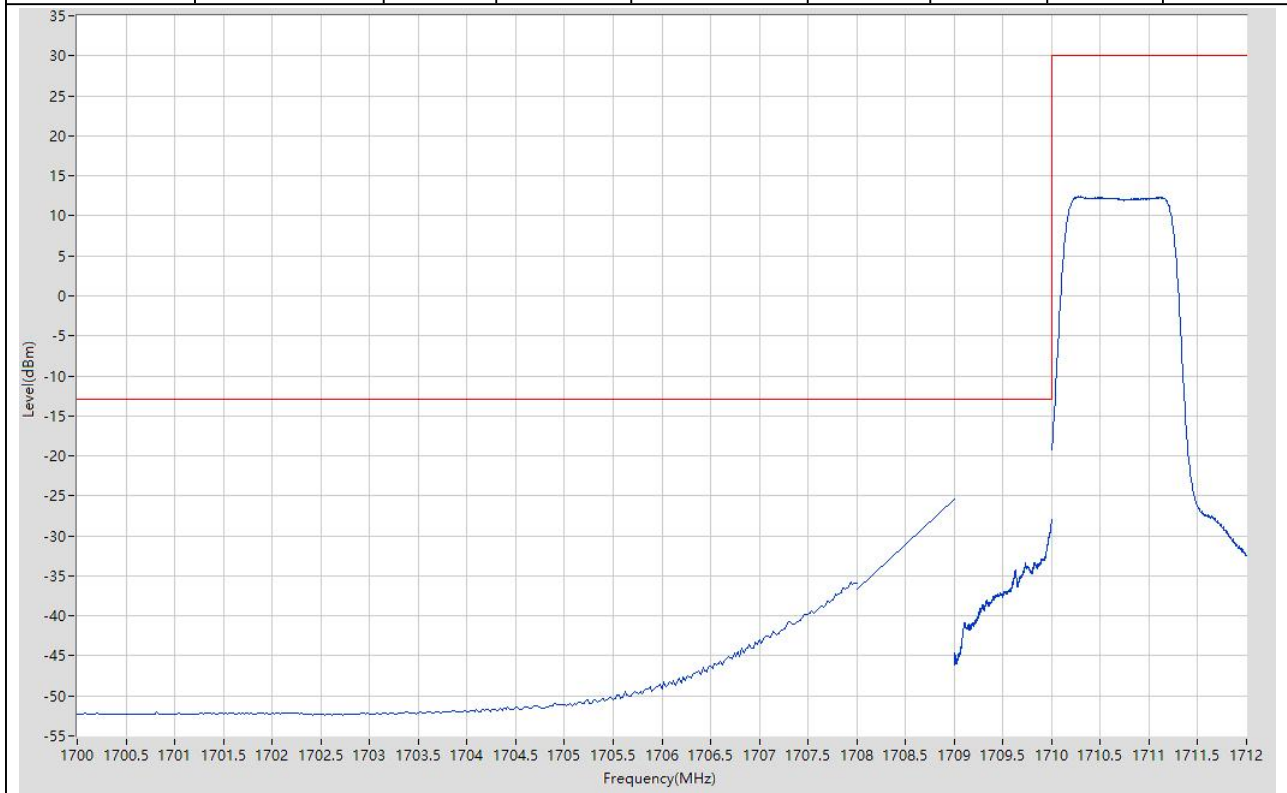
9.1. LTE Band Edge(NTNV)(Subtest:1, Channel:19957, Bandwidth:1.4, Modulation:QPSK, RB Number: 1, RB Position:LOW)

Start Frequency (MHz)	Stop Frequency (MHz)	RBW (MHz)	Detector	Frequency (MHz)	Power (dBm)	Limit (dBm)	Verdict	Sweep Point
1700	1708	1	RMS	1708	-41.33	-13	Pass	401
1708	1709	1	RMS	1709	-37.5	-13	Pass	2
1709	1710	0.02	RMS	1710	-20.8	-13	Pass	401
1710	1712	0.1	RMS	1710.25	20.8	30	Pass	401



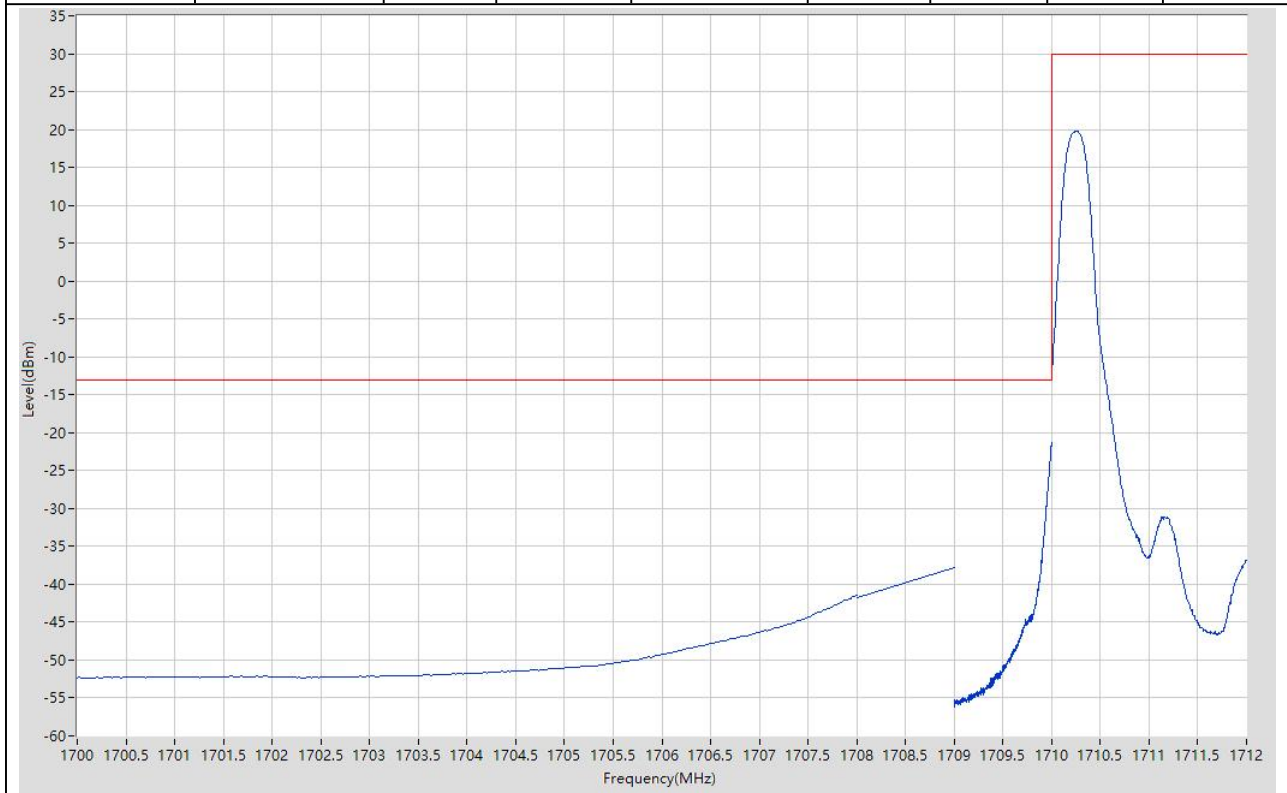
9.2. LTE Band Edge(NTNV)(Subtest:2, Channel:19957, Bandwidth:1.4, Modulation:QPSK, RB Number: 6, RB Position:LOW)

Start Frequency (MHz)	Stop Frequency (MHz)	RBW (MHz)	Detector	Frequency (MHz)	Power (dBm)	Limit (dBm)	Verdict	Sweep Point
1700	1708	1	RMS	1707.94	-35.77	-13	Pass	401
1708	1709	1	RMS	1709	-25.35	-13	Pass	2
1709	1710	0.02	RMS	1710	-27.96	-13	Pass	401
1710	1712	0.1	RMS	1710.275	12.42	30	Pass	401



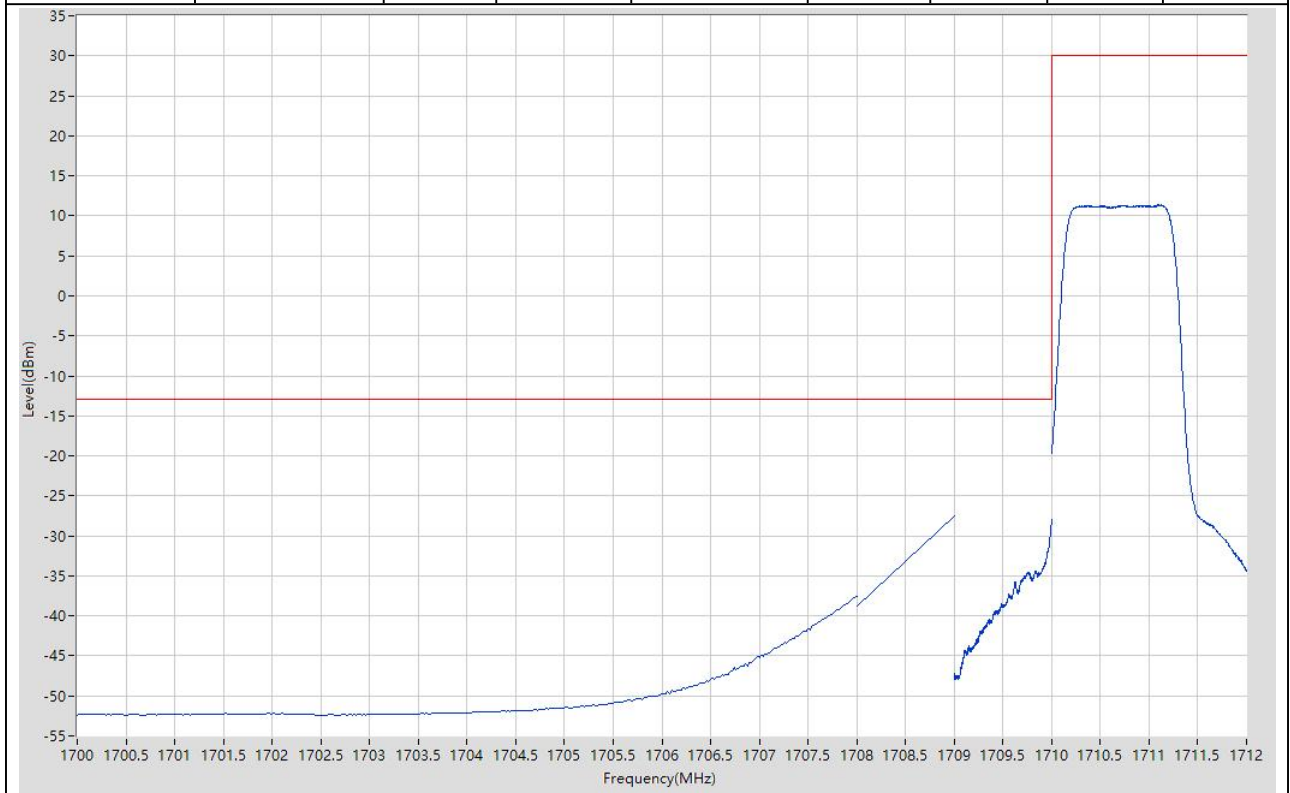
9.3. LTE Band Edge(NTNV)(Subtest:3, Channel:19957, Bandwidth:1.4, Modulation:Q16, RB Number: 1, RB Position:LOW)

Start Frequency (MHz)	Stop Frequency (MHz)	RBW (MHz)	Detector	Frequency (MHz)	Power (dBm)	Limit (dBm)	Verdict	Sweep Point
1700	1708	1	RMS	1708	-41.49	-13	Pass	401
1708	1709	1	RMS	1709	-37.75	-13	Pass	2
1709	1710	0.02	RMS	1710	-21.38	-13	Pass	401
1710	1712	0.1	RMS	1710.25	19.77	30	Pass	401



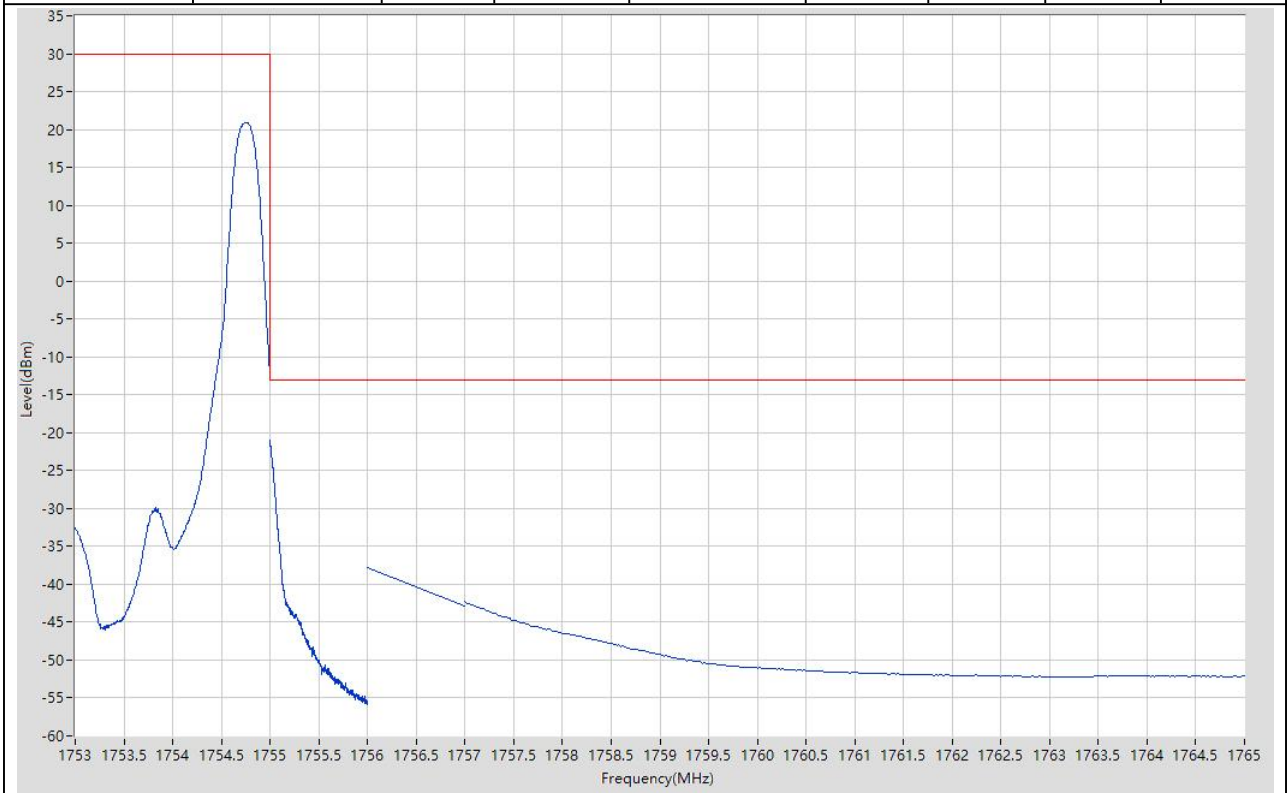
9.4. LTE Band Edge(NTNV)(Subtest:4, Channel:19957, Bandwidth:1.4, Modulation:Q16, RB Number: 6, RB Position:LOW)

Start Frequency (MHz)	Stop Frequency (MHz)	RBW (MHz)	Detector	Frequency (MHz)	Power (dBm)	Limit (dBm)	Verdict	Sweep Point
1700	1708	1	RMS	1708	-37.53	-13	Pass	401
1708	1709	1	RMS	1709	-27.57	-13	Pass	2
1709	1710	0.02	RMS	1710	-27.97	-13	Pass	401
1710	1712	0.1	RMS	1711.105	11.4	30	Pass	401



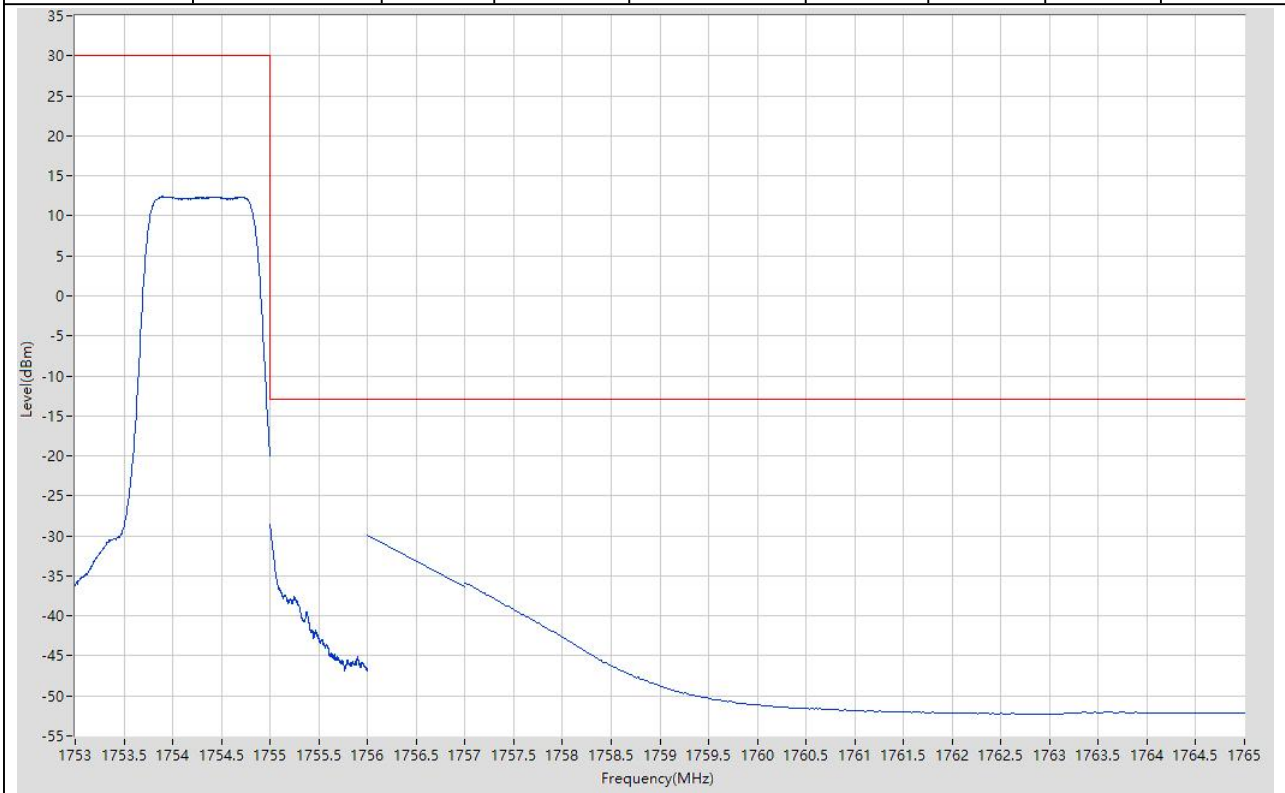
9.5. LTE Band Edge(NTNV)(Subtest:5, Channel:20393, Bandwidth:1.4, Modulation:QPSK, RB Number: 1, RB Position:HIGH)

Start Frequency (MHz)	Stop Frequency (MHz)	RBW (MHz)	Detector	Frequency (MHz)	Power (dBm)	Limit (dBm)	Verdict	Sweep Point
1753	1755	0.1	RMS	1754.745	20.91	30	Pass	401
1755	1756	0.02	RMS	1755	-20.97	-13	Pass	401
1756	1757	1	RMS	1756	-37.81	-13	Pass	2
1757	1765	1	RMS	1757	-42.31	-13	Pass	401



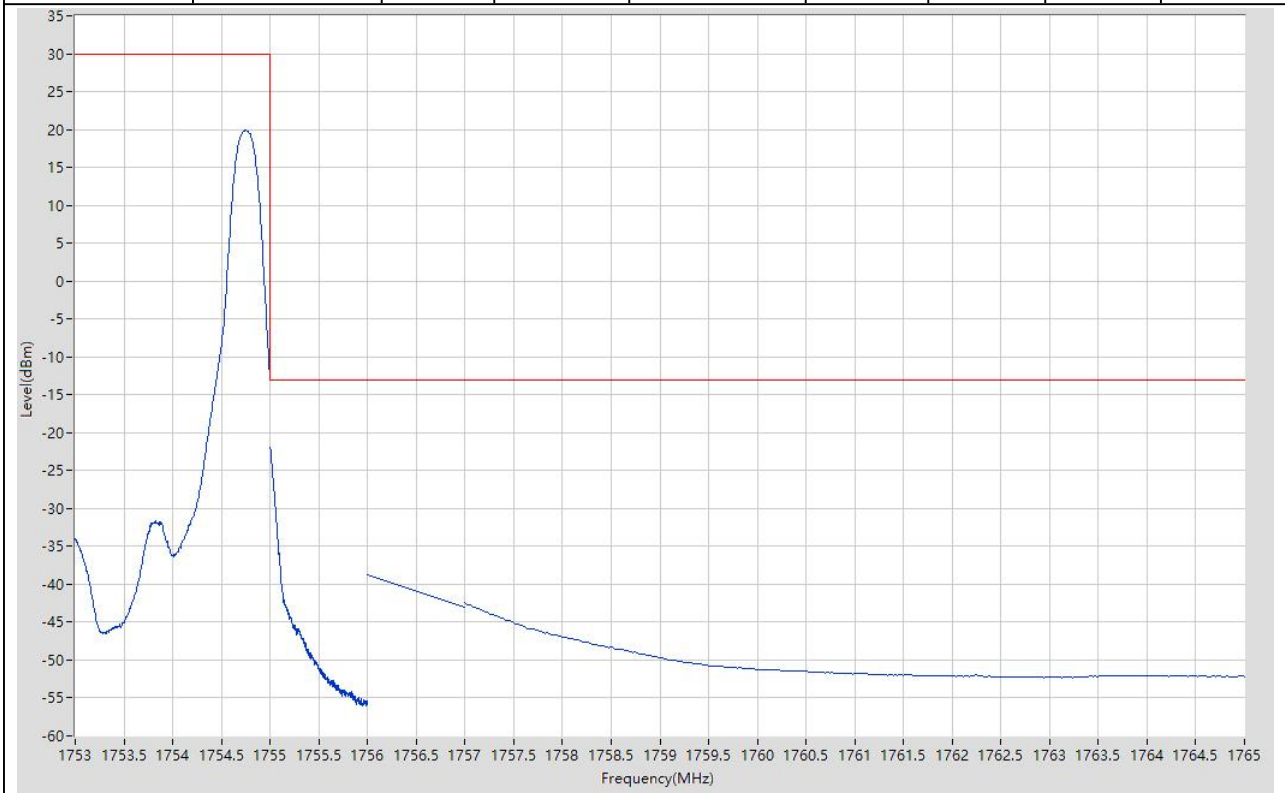
9.6. LTE Band Edge(NTNV)(Subtest:6, Channel:20393, Bandwidth:1.4, Modulation:QPSK, RB Number: 6, RB Position:HIGH)

Start Frequency (MHz)	Stop Frequency (MHz)	RBW (MHz)	Detector	Frequency (MHz)	Power (dBm)	Limit (dBm)	Verdict	Sweep Point
1753	1755	0.1	RMS	1753.905	12.4	30	Pass	401
1755	1756	0.02	RMS	1755	-28.5	-13	Pass	401
1756	1757	1	RMS	1756	-29.84	-13	Pass	2
1757	1765	1	RMS	1757	-35.86	-13	Pass	401



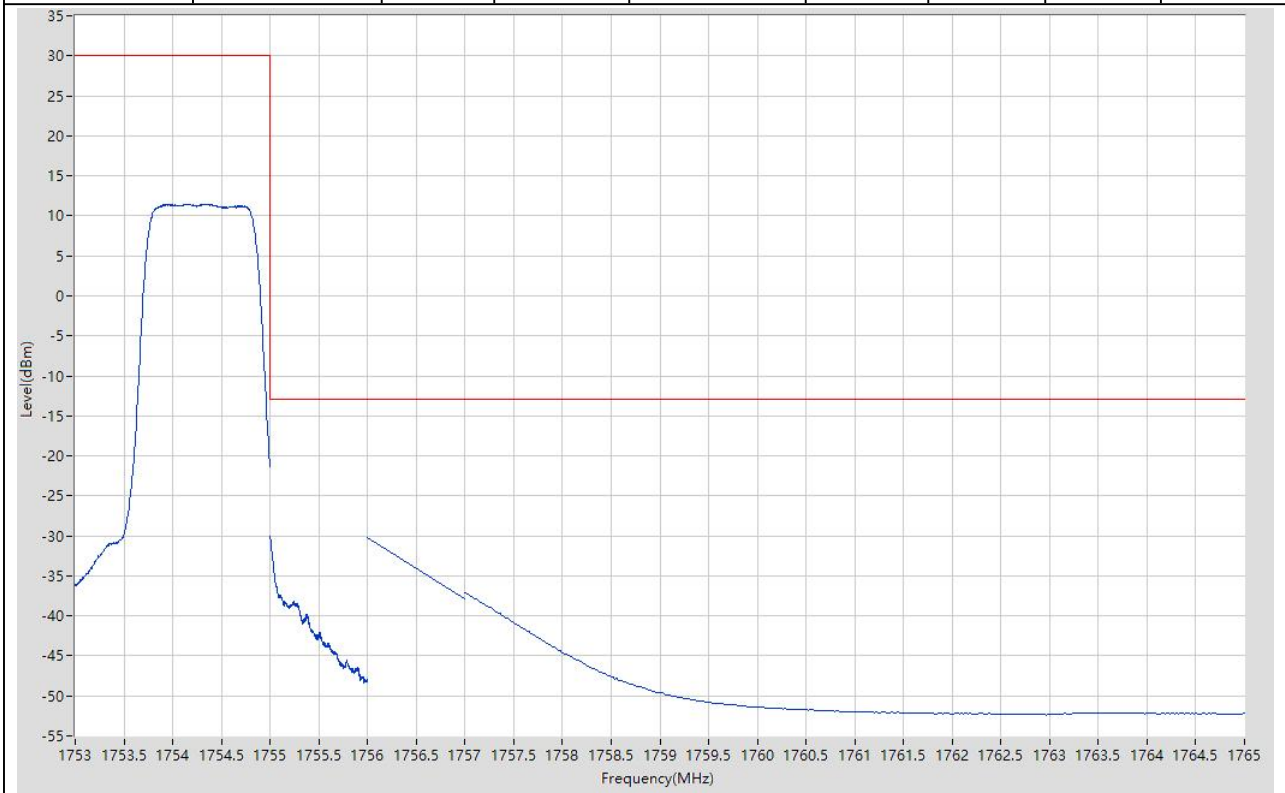
9.7. LTE Band Edge(NTNV)(Subtest:7, Channel:20393, Bandwidth:1.4, Modulation:Q16, RB Number: 1, RB Position:HIGH)

Start Frequency (MHz)	Stop Frequency (MHz)	RBW (MHz)	Detector	Frequency (MHz)	Power (dBm)	Limit (dBm)	Verdict	Sweep Point
1753	1755	0.1	RMS	1754.75	19.9	30	Pass	401
1755	1756	0.02	RMS	1755	-21.86	-13	Pass	401
1756	1757	1	RMS	1756	-38.7	-13	Pass	2
1757	1765	1	RMS	1757	-42.45	-13	Pass	401



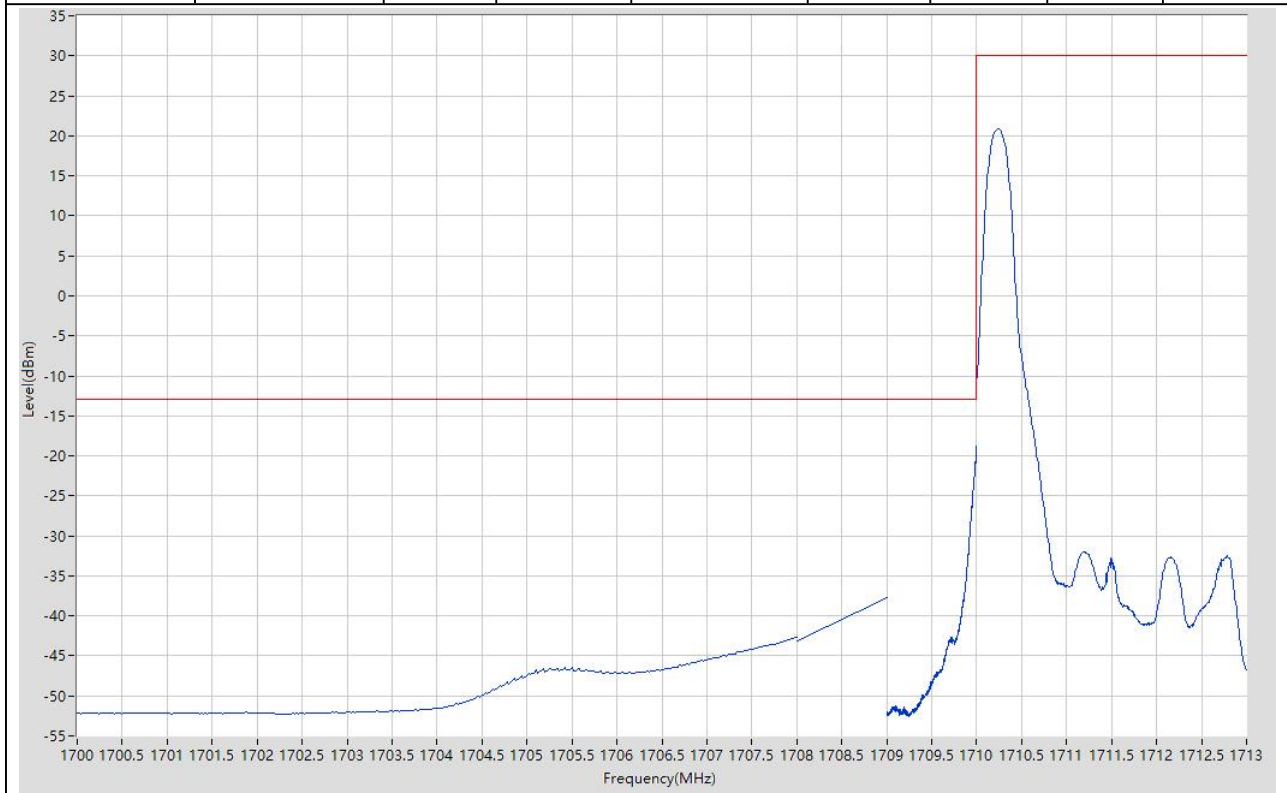
9.8. LTE Band Edge(NTNV)(Subtest:8, Channel:20393, Bandwidth:1.4, Modulation:Q16, RB Number: 6, RB Position:HIGH)

Start Frequency (MHz)	Stop Frequency (MHz)	RBW (MHz)	Detector	Frequency (MHz)	Power (dBm)	Limit (dBm)	Verdict	Sweep Point
1753	1755	0.1	RMS	1754.17	11.48	30	Pass	401
1755	1756	0.02	RMS	1755	-30.1	-13	Pass	401
1756	1757	1	RMS	1756	-30.25	-13	Pass	2
1757	1765	1	RMS	1757	-37.14	-13	Pass	401



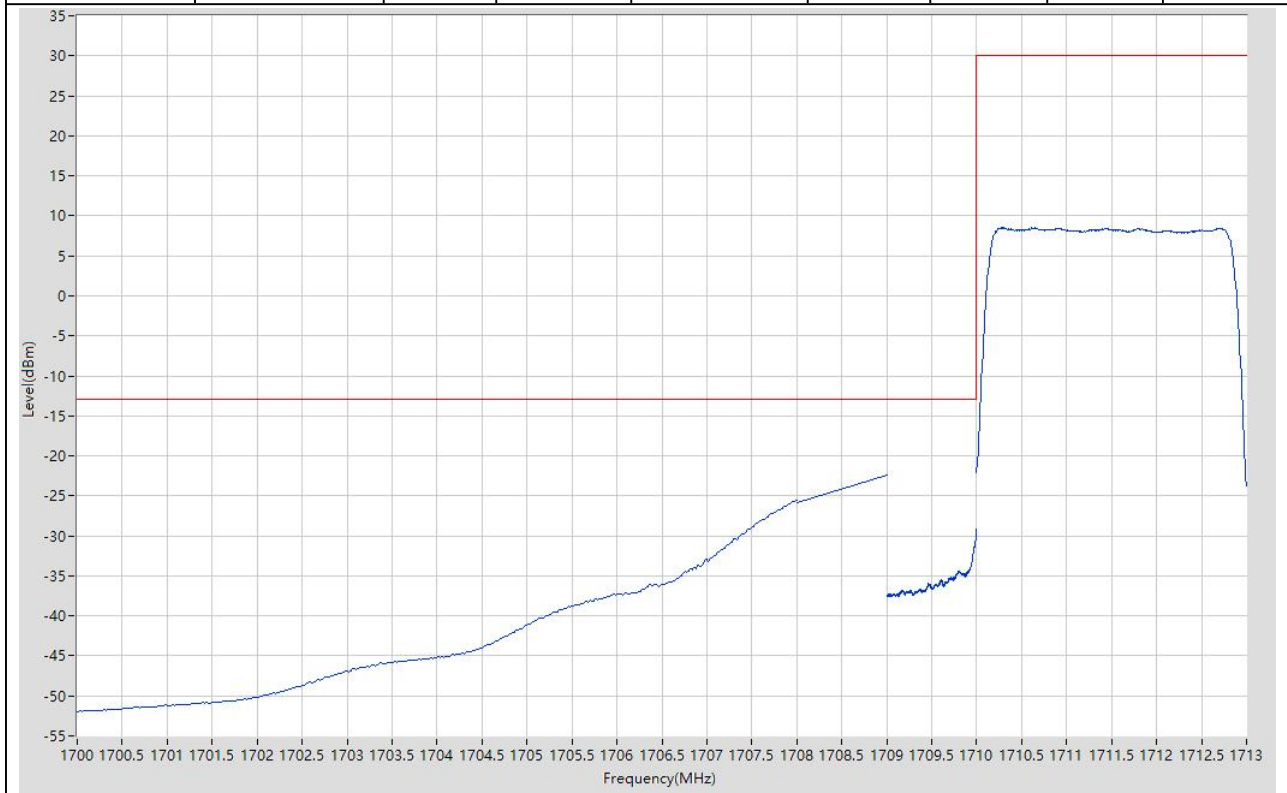
9.9. LTE Band Edge(NTNV)(Subtest:9, Channel:19965, Bandwidth:3, Modulation:QPSK, RB Number: 1, RB Position:LOW)

Start Frequency (MHz)	Stop Frequency (MHz)	RBW (MHz)	Detector	Frequency (MHz)	Power (dBm)	Limit (dBm)	Verdict	Sweep Point
1700	1708	1	RMS	1708	-42.71	-13	Pass	401
1708	1709	1	RMS	1709	-37.68	-13	Pass	2
1709	1710	0.03	RMS	1710	-18.78	-13	Pass	401
1710	1713	0.1	RMS	1710.233	20.87	30	Pass	401



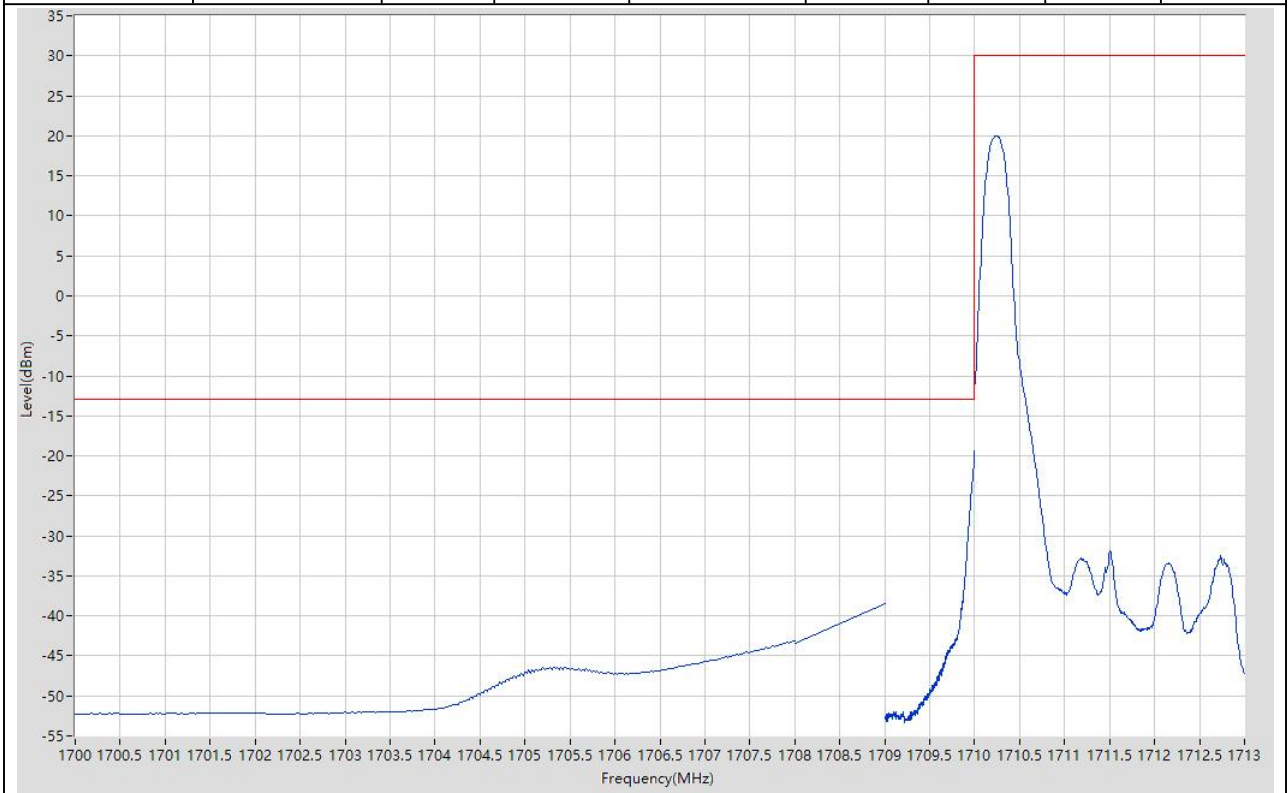
9.10. LTE Band Edge(NTNV)(Subtest:10, Channel:19965, Bandwidth:3, Modulation:QPSK, RB Number: 15, RB Position:LOW)

Start Frequency (MHz)	Stop Frequency (MHz)	RBW (MHz)	Detector	Frequency (MHz)	Power (dBm)	Limit (dBm)	Verdict	Sweep Point
1700	1708	1	RMS	1708	-25.6	-13	Pass	401
1708	1709	1	RMS	1709	-22.47	-13	Pass	2
1709	1710	0.03	RMS	1710	-29.23	-13	Pass	401
1710	1713	0.1	RMS	1710.27	8.59	30	Pass	401



9.11. LTE Band Edge(NTNV)(Subtest:11, Channel:19965, Bandwidth:3, Modulation:Q16, RB Number: 1, RB Position:LOW)

Start Frequency (MHz)	Stop Frequency (MHz)	RBW (MHz)	Detector	Frequency (MHz)	Power (dBm)	Limit (dBm)	Verdict	Sweep Point
1700	1708	1	RMS	1708	-43.13	-13	Pass	401
1708	1709	1	RMS	1709	-38.45	-13	Pass	2
1709	1710	0.03	RMS	1710	-19.46	-13	Pass	401
1710	1713	0.1	RMS	1710.255	19.97	30	Pass	401



9.12. LTE Band Edge(NTNV)(Subtest:12, Channel:19965, Bandwidth:3, Modulation:Q16, RB Number: 15, RB Position:LOW)

Start Frequency (MHz)	Stop Frequency (MHz)	RBW (MHz)	Detector	Frequency (MHz)	Power (dBm)	Limit (dBm)	Verdict	Sweep Point
1700	1708	1	RMS	1708	-27.21	-13	Pass	401
1708	1709	1	RMS	1709	-23.07	-13	Pass	2
1709	1710	0.03	RMS	1710	-30.73	-13	Pass	401
1710	1713	0.1	RMS	1710.375	7.53	30	Pass	401

