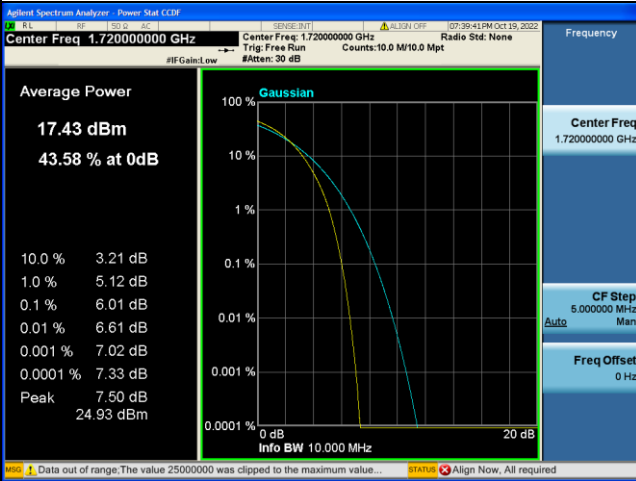


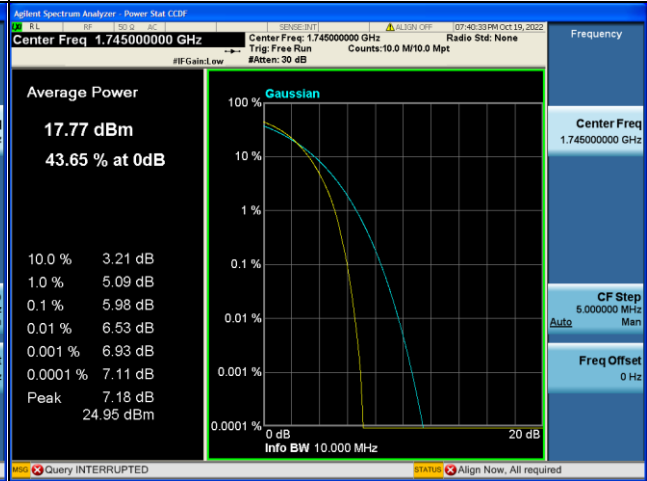


## LTE Band 66\_20M Spectrum Plot

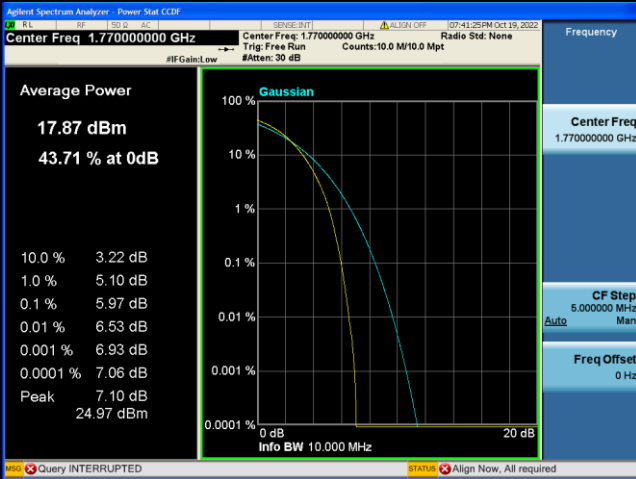
### QPSK-132072



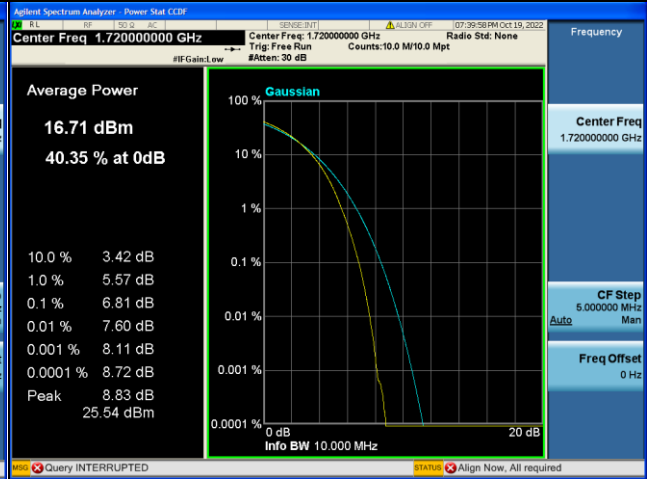
### QPSK-132322



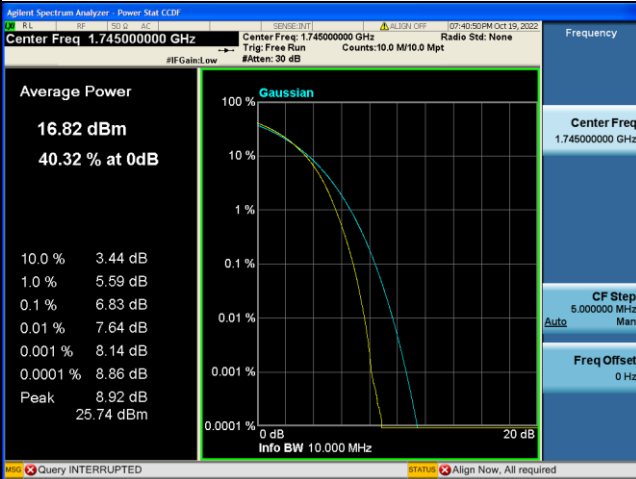
### QPSK-132572



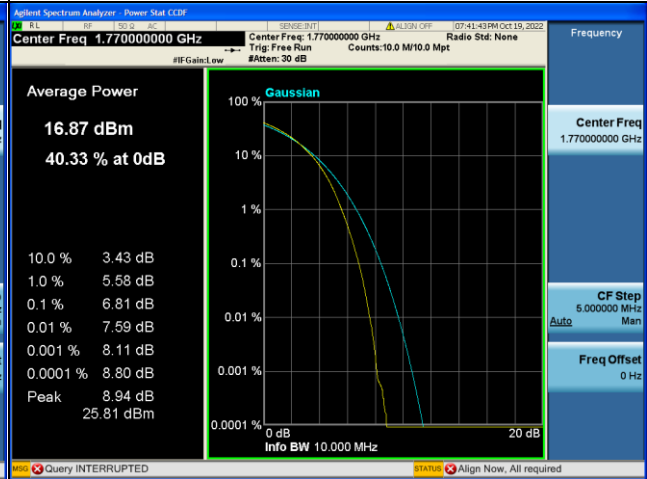
### 16QAM-132072



### 16QAM-132322



### 16QAM-132572





## APPENDIX G FREQUENCY STABILITY

Test Mode	WCDMA Band IV
-----------	---------------

Voltage	Frequency Error(ppm)	Limit(ppm)
	WCDMA Band IV	
High Voltage	0.2800	2.5
Normal Voltage	0.1200	2.5
Low Voltage	0.0500	2.5

Temp	Frequency Error(ppm)	Limit(ppm)
	WCDMA Band IV	
50	0.0900	2.5
40	0.0800	2.5
30	0.0300	2.5
20	0.1500	2.5
10	0.0300	2.5
0	0.0600	2.5
-10	0.1800	2.5
-20	0.2900	2.5
-30	0.0100	2.5

Test Mode	LTE Band 4, 7, 12, 13, 17, 38, 41, 66
-----------	---------------------------------------

Voltage	Frequency Error(ppm)								Limit (ppm)
	LTE Band 4	LTE Band 7	LTE Band 12	LTE Band 13	LTE Band 17	LTE Band 38	LTE Band 41	LTE Band 66	
High Voltage	0.2100	0.1900	-0.0300	0.1100	0.1500	-0.0200	0.2200	0.0300	2.5
Normal Voltage	0.1800	0.0700	0.3000	0.2600	0.0400	0.1900	-0.0100	0.2500	2.5
Low Voltage	0.2000	0.2100	0.1100	0.0900	0.0400	0.0800	0.3100	-0.0600	2.5

Temp	Frequency Error(ppm)								Limit (ppm)
	LTE Band 4	LTE Band 7	LTE Band 12	LTE Band 13	LTE Band 17	LTE Band 38	LTE Band 41	LTE Band 66	
50	0.0400	0.0000	0.3200	0.0800	-0.0600	0.1400	0.2000	0.1100	2.5
40	0.2200	0.2000	0.3000	0.2300	0.1300	0.1800	0.2100	0.1600	2.5
30	0.1900	0.0000	0.0300	0.2700	0.2000	0.0800	0.0100	0.2100	2.5
20	0.2200	0.2400	0.0700	-0.0400	0.0700	0.0200	0.0900	0.0700	2.5
10	0.0300	0.2200	-0.0500	0.2000	-0.0400	0.3000	0.3100	0.1500	2.5
0	0.3100	0.0400	0.2800	0.0600	0.1700	0.0700	0.2200	0.1800	2.5
-10	-0.0200	0.1200	0.1600	0.1800	0.0500	0.0300	0.0800	0.2700	2.5
-20	0.1200	0.3200	0.2500	0.2400	0.2900	0.1600	0.1300	0.0600	2.5
-30	0.0800	0.0100	0.2600	0.2100	0.2700	0.1400	0.0500	-0.0400	2.5

End of Test Report