


FCC SAR Test Report

FCC ID: 2AUYFRMX3686

Report No. : BTL-FCC SAR-1-2208G029
Equipment : Mobile Phone
Brand Name : realme
Test Model : RMX3686
Series Model : N/A
Applicant : Realme Chongqing Mobile Telecommunications Corp., Ltd.
Address : No.178 Yulong Avenue, Yufengshan, Yubei District, Chongqing,China.
Manufacturer : Realme Chongqing Mobile Telecommunications Corp., Ltd.
Address : No.178 Yulong Avenue, Yufengshan, Yubei District, Chongqing,China.
Factory : Realme Chongqing Mobile Telecommunications Corp., Ltd.
Address : No.178 Yulong Avenue, Yufengshan, Yubei District, Chongqing,China.
Radio Function Standard(s) : WLAN 2.4G, WLAN 5G, Bluetooth, GSM, WCDMA, LTE, 5G NR
KDB941225 D01 3G SAR Procedures v03r01
KDB941225 D05 SAR for LTE Devices v02r05
KDB941225 D06 Hotspot Mode V02r01
KDB447498 D04 Interim General RF Exposure Guidance v01
KDB648474 D04 Handset SAR v01r03
KDB248227 D01 802.11 Wi-Fi SAR v02r02
KDB865664 D01 SAR measurement 100 MHz to 6 GHz v01r04
KDB865664 D02 SAR Reporting v01r02
KDB690783 D01 SAR Listings on Grants v01r03
FCC§2.1093 Radiofrequency radiation exposure evaluation: portable devices
IEEE C95.1:2019 Safety Levels with Respect to Human Exposure to Radio Frequency Electromagnetic Fields, 3 kHz - 300 GHz.
IEC/IEEE 62209-1528:2020 Measurement procedure for the assessment of specific absorption rate of human exposure to radio frequency fields from hand-held and body-mounted wireless communication devices - Part 1528: Human models, instrumentation, and procedures(Frequency range of 4 MHz to 10 GHz)
Date of Receipt : Aug. 18, 2022
Date of Test : Oct. 13, 2022 ~ Oct. 25, 2022
Issued Date : Nov. 01, 2022

The above equipment has been tested and found in compliance with the requirement of the above standards by BTL Inc.

Prepared by : 
Jerry Chuang, Supervisor

Approved by : 
Peter Chen, Assistant Manager

**BTL Inc.**

No.18, Ln. 171, Sec. 2, Jiuzong Rd., Neihu Dist., Taipei City 114, Taiwan

Tel: +886-2-2657-3299

Fax: +886-2-2657-3331

Web: www.newbtl.com

Declaration

BTL represents to the client that testing is done in accordance with standard procedures as applicable and that test instruments used has been calibrated with standards traceable to international standard(s) and/or national standard(s).

BTL's reports apply only to the specific samples tested under conditions. It is manufacture's responsibility to ensure that additional production units of this model are manufactured with the identical electrical and mechanical components. **BTL** shall have no liability for any declarations, inferences or generalizations drawn by the client or others from **BTL** issued reports.

This report is the confidential property of the client. As a mutual protection to the clients, the public and ourselves, the test report shall not be reproduced, except in full, without our written approval.

BTL's laboratory quality assurance procedures are in compliance with the **ISO/IEC 17025** requirements, and accredited by the conformity assessment authorities listed in this test report.

BTL is not responsible for the sampling stage, so the results only apply to the sample as received.

The information, data and test plan are provided by manufacturer which may affect the validity of results, so it is manufacturer's responsibility to ensure that the apparatus meets the essential requirements of applied standards and in all the possible configurations as representative of its intended use.

Limitation

For the use of the authority's logo is limited unless the Test Standard(s)/Scope(s)/Item(s) mentioned in this test report is (are) included in the conformity assessment authorities acceptance respective.

Please note that the measurement uncertainty is provided for informational purpose only and are not use in determining the Pass/Fail results.

| Table of Contents | Page |
|--|-------------|
| REPORT ISSUED HISTORY | 5 |
| 1 . GENERAL INFORMATION | 6 |
| 1.1 GENERAL DESCRIPTION OF EUT | 6 |
| 2 . RF EMISSIONS MEASUREMENT | 9 |
| 2.1 TEST FACILITY | 9 |
| 2.2 MEASUREMENT UNCERTAINTY | 9 |
| 2.3 ANTENNA INFORMATION | 11 |
| 2.4 THE MAXIMUM SAR-1G VALUES | 12 |
| 2.5 LABORATORY ENVIRONMENT | 13 |
| 2.6 MAIN TEST INSTRUMENTS | 13 |
| 3 . SAR MEASUREMENTS SYSTEM CONFIGURATION | 14 |
| 3.1 SAR MEASUREMENT SET-UP | 14 |
| 3.1.1 TEST SETUP LAYOUT | 14 |
| 3.2 DASY5 E-FIELD PROBE SYSTEM | 15 |
| 3.2.1 PROBE SPECIFICATION | 15 |
| 3.2.2 E-FIELD PROBE CALIBRATION | 16 |
| 3.2.3 OTHER TEST EQUIPMENT | 17 |
| 3.2.4 SCANNING PROCEDURE | 18 |
| 3.2.5 SPATIAL PEAK SAR EVALUATION | 19 |
| 3.2.6 DATA STORAGE AND EVALUATION | 20 |
| 3.2.7 DATA EVALUATION BY SEMCAD | 21 |
| 4 . SYSTEM VERIFICATION PROCEDURE | 23 |
| 4.1 TISSUE VERIFICATION | 23 |
| 5 SYSTEM CHECK | 25 |
| 5.1 SYSTEM CHECK PROCEDURE | 25 |
| 5.2 DESCRIPTION OF SYSTEM CHECK | 26 |
| 6 . SAR MEASUREMENT VARIABILITY AND UNCERTAINTY | 27 |
| 6.1 SAR MEASUREMENT VARIABILITY | 27 |
| 7 . OPERATIONAL CONDITIONS DURING TEST | 28 |
| 7.1 GENERAL DESCRIPTION OF TEST PROCEDURES | 28 |
| 7.2 TEST POSITION ANTENNA LOCATION | 28 |
| 7.3 TEST POSITION OF PORTABLE DEVICES | 28 |
| 7.4 TEST POSITION | 29 |
| 7.4.1 HEAD TEST CONFIGURATION | 29 |
| 7.4.2 BODY-WORN TEST CONFIGURATION | 30 |

| Table of Contents | Page |
|---|-------------|
| 7.4.3 HOTSPOT TEST CONFIGURATION | 30 |
| 7.4.4 PRODUCT SPECIFIC 10-G SAR TEST CONFIGURATION | 30 |
| 7.5 RECEIVER DETECTION MECHANISM | 31 |
| 7.5.1 GENERAL DESCRIPTION OF RECEIVER DETECTION MECHANISM | 31 |
| 7.6 INQUIRY FOR CE MTK DUTY CYCLE SAR TEST PLAN | 38 |
| 7.7 SAR TEST CONFIGURATION | 39 |
| 7.7.1 GSM TEST CONFIGURATION | 39 |
| 7.7.2 UMTS TEST CONFIGURATION | 40 |
| 7.7.3 LTE TEST CONFIGURATION | 46 |
| 7.7.4 LTE CARRIER AGGREGATION POWER | 50 |
| 8 . TEST RESULT | 53 |
| 8.1 CONDUCTED POWER RESULTS | 53 |
| 8.2 SAR TEST RESULTS | 54 |
| 8.2.1 SAR MEASUREMENT RESULT OF HEAD | 55 |
| 8.2.2 SAR MEASUREMENT RESULT OF BODY-WORN | 73 |
| 8.2.3 SAR MEASUREMENT RESULT OF HOTSPOT | 83 |
| 8.2.4 SAR MEASUREMENT RESULT OF PRODUCT SPECIFIC 10-G SAR | 98 |
| 9 . SIMULTANEOUS TRANSMISSION CONDITIONS | 112 |
| 9.1 MULTIPLE TRANSMITTER EVALUATION | 112 |
| 9.2 STAND-ALONE SAR TEST EXCLUSION | 112 |
| 9.3 SIMULTANEOUS TRANSMISSION CONDITIONS | 113 |
| 9.4 SAR SUMMATION SCENARIO | 113 |
| APPENDIX | 114 |
| 1. TEST LAYOUT | 114 |
| Appendix A. SAR Plots of System Verification | |
| Appendix B. SAR Plots of SAR Measurement | |
| Appendix C. Calibration Certificate | |
| Appendix D. Photographs of the Test Set-Up | |
| Appendix E. Conducted Power Measurement Result | |
| Appendix F. Simultaneous Transmission SAR Calculation | |

REPORT ISSUED HISTORY

| Report Version | Description | Issued Date |
|----------------|--|---------------|
| R00 | Original Issue. | Oct. 28, 2022 |
| R01 | Updated the data of power level description, SAR test result, max SAR and simultaneous transmission SAR calculation. | Oct. 29, 2022 |
| R02 | Added the power and test data of CA. | Nov. 01, 2022 |

1. GENERAL INFORMATION

1.1 GENERAL DESCRIPTION OF EUT

| | | |
|---------------------|---|------------------|
| Equipment | Mobile Phone | |
| Brand Name | realme | |
| Test Model | RMX3686 | |
| Series Model | N/A | |
| Model Difference(s) | N/A | |
| IMEI Code | Sample 1 | 863756060019810 |
| | | 863756060019802 |
| | Sample 2 | 863756060019794 |
| | | 863756060019796 |
| S/N | Sample 1 | 9TR48PZD4HUGUOMV |
| | Sample 2 | I7LZ69JRFI9TQCPR |
| Sample Status | Engineering Sample: SSL2022083025, SSL2022083024 | |
| Hardware Version | 11 | |
| Software Version | realme UI 4.0 | |
| Power Source | #1 DC voltage supplied from AC/DC Adapter. #2 Supplied from Li-ion battery. #3 Supplied from USB port. | |
| Power Rating | #1 For VCB7CAUH: 1. I/P: 100-130V~ 50/60Hz 1.8A O/P: 5V === 2A or 5-11V === 5A(MAX) I/P: 200-240V~ 50/60Hz 1.8A O/P: 5V === 2A or 5-11V === 6.1A(MAX) For VCB8JAUH: 1. I/P: 100-130V~ 50/60Hz 2.0A O/P: 5V === 2A or 5.0-11.0V === 6.1A MAX (67W MAX) 2. I/P: 200-240V~ 50/60Hz 2.0A O/P: 5V === 2A or 5.0-11.0V === 7.3A MAX (80W MAX) #2 DC 3.87V, 4890mAh/18.92Wh (Min) #3 DC 5V | |
| Products Covered | 2 * Adapter: (1) VCB7CAUH (2) VCB8JAUH 1 * Li-ion battery: realme / BLP951 1 * TYPE-C Cable | |
| Modulation | GSM(GMSK/8PSK), UMTS(QPSK/16QAM), LTE(QPSK/16QAM/64QAM), 5G NR(QPSK/16QAM/64QAM/256QAM) | |

| | | | |
|-------------------------------|--|-------------|-----------|
| Operation Frequency Range(s) | Band | TX (MHz) | |
| | GSM850 | 824~849 | |
| | GSM1900 | 1850~1910 | |
| | UMTS B2 | 1850~1910 | |
| | UMTS B4 | 1710~1755 | |
| | UMTS B5 | 824~849 | |
| | LTE B2 | 1850~1910 | |
| | LTE B4 | 1710~1755 | |
| | LTE B5 | 824~849 | |
| | LTE B7 | 2500~2570 | |
| | LTE B12 | 699~716 | |
| | LTE B13 | 777~787 | |
| | LTE B17 | 704~716 | |
| | LTE B26 | 814~849 | |
| | LTE B38 | 2570~2620 | |
| | LTE B41 | 2535~2655 | |
| | LTE B66 | 1710~1780 | |
| | 5G NR n5 (SA/NSA) | 824~849 | |
| | 5G NR n7 (SA/NSA) | 2500~2570 | |
| | 5G NR n38 (SA) | 2570~2620 | |
| | 5G NR n41 (SA/NSA) | 2496~2690 | |
| | 5G NR n66 (SA/NSA) | 1710~1780 | |
| | Bluetooth | 2400~2483.5 | |
| 2.4G WLAN | 2400~2483.5 | | |
| 5.2G WLAN | 5090~5250 | | |
| 5.3G WLAN | 5250~5400 | | |
| 5.6G WLAN | 5500~5700 | | |
| 5.8G WLAN | 5750~5850 | | |
| Operation Frequency Range(s) | ENDC | 5G NR | LTE |
| | | n5 | B7/B66 |
| | | n7 | B5/B66 |
| | | n41 | B26 |
| | | n66 | B5/B7/B12 |
| GPRS/EDGE Multislot Class(12) | Max Number of Timeslots in Uplink: | | 4 |
| | Max Number of Timeslots in Downlink: | | 4 |
| | Max Total Timeslot: | | 5 |
| GSM Device class | Class B | | |
| HSDPA UE Category | 24 | | |
| HSUPA UE Category | 7 | | |
| DC-HSDPA Category | 24 | | |
| HSPA+ Category | 7 | | |
| Power Class | 4, tested with power level 5(GSM850) | | |
| | 1, tested with power level 0(GSM1900) | | |
| | 3, tested with power control "all up bits" (UMTS B2/4/5) | | |
| | 3, tested with power control "all Max" (LTE B2/4/5/7/12/13/17/26/38/41/66) | | |

| | | | | | |
|---|---|-------------|-------------|---|-------------------------|
| Test Channels (low-mid-high) | 128-190-251 (GSM850) | | | | |
| | 512-661-810 (GSM1900) | | | | |
| | 9262-9400-9538 (UMTS B2) | | | | |
| | 1312-1413-1513 (UMTS B4) | | | | |
| | 4132-4182-4233 (UMTS B5) | | | | |
| | 18700-18900-19100 (LTE B2 BW=20MHz) | | | | |
| | 20050-20175-20300 (LTE B4 BW=20MHz) | | | | |
| | 20450-20525-20600 (LTE B5 BW=10MHz) | | | | |
| | 20850-21100-21350 (LTE B7 BW=20MHz) | | | | |
| | 23060-23095-23130 (LTE B12 BW=10MHz) | | | | |
| | 23230 (LTE B13 BW=10MHz) | | | | |
| | 23780-23790-23800 (LTE B17 BW=10MHz) | | | | |
| | 26765-26865-26965 (LTE B26 BW=15MHz) | | | | |
| | 37850-38000-38150 (LTE B38 BW=20MHz) | | | | |
| | 39750-40620-41490 (LTE B41 BW=20MHz) | | | | |
| | 132072-132322-132572 (LTE B66 BW=20MHz) | | | | |
| | 167300-167800-166800 (5G NR n5 BW=20MHz) | | | | |
| | 502000-507000-512000 (5G NR n7 BW=20MHz) | | | | |
| | 516000-519000-522000 (5G NR n38 BW=20MHz) | | | | |
| | 509202-518598-528000 (5G NR n41 BW=100MHz) | | | | |
| | 344000-349000-354000 (5G NR n66 BW=20MHz) | | | | |
| | 0-39-78 (BT) | | | | |
| | 0-19-39 (BLE) | | | | |
| | 1-6-11 (2.4G WiFi 802.11b/g/n HT20/ax HE20) | | | | |
| | 3-6-9 (2.4G WiFi 802.11n HT40/ax HE40) | | | | |
| | 5G WiFi | | 5.2G | 5.3G | 5.6G |
| 802.11a/n HT20/ ac VHT20/ ax HE20 | | 36-40-44-48 | 52-56-60-64 | 100-104-108- 112-116-132- 136-140 | 149-153-157- 161-165 |
| 802.11n HT40/ ac VHT40/ ax HE40 | | 38-46 | 54-62 | 102-110-118- 126-134 | 151-159 |
| 802.11ac VHT80/ ax HE80 | | 42 | 58 | 106-122 | 155 |

The above equipment has been tested and found compliance with the requirement of the relative standards by BTL Inc.

The test data, data evaluation, and equipment configuration contained in our test report (Ref No. BTL-FCC SAR-1-2208G029) were obtained utilizing the test procedures, test instruments, test sites that has been accredited by the Authority of TAF according to the ISO/IEC 17025 quality assessment standard and technical standard(s).

2. RF EMISSIONS MEASUREMENT

2.1 TEST FACILITY

The test facilities used to collect the test data in this report is SAR Test room at the location of No. 68-1, Ln. 169, Sec.2, Datong Rd., Xizhi Dist., New Taipei City 221, Taiwan.

2.2 MEASUREMENT UNCERTAINTY

Uncertainty Budget for Frequency range of 300 MHz to 3 GHz

| Error Description | Uncertainty Value (± %) | | Probability Distribution | Divisor | Ci (1g) | Ci (10g) | Standard Uncertainty (1g) | Standard Uncertainty (10g) | Vi V _{eff} |
|--|-------------------------|-----|--------------------------|------------|---------|----------|---------------------------|----------------------------|---------------------|
| Measurement System | | | | | | | | | |
| Probe Calibration | 6.05 | | Normal | 1 | 1 | 1 | ± 6.05 % | ± 6.05 % | ∞ |
| Axial Isotropy | 4.7 | | Rectangular | $\sqrt{3}$ | 0.7 | 0.7 | ± 1.9 % | ± 1.9 % | ∞ |
| Hemispherical Isotropy | 9.6 | | Rectangular | $\sqrt{3}$ | 0.7 | 0.7 | ± 3.9 % | ± 3.9 % | ∞ |
| Boundary Effects | 1 | | Rectangular | $\sqrt{3}$ | 1 | 1 | ± 0.6 % | ± 0.6 % | ∞ |
| Linearity | 4.7 | | Rectangular | $\sqrt{3}$ | 1 | 1 | ± 2.7 % | ± 2.7 % | ∞ |
| Detection Limits | 1 | | Rectangular | $\sqrt{3}$ | 1 | 1 | ± 0.6 % | ± 0.6 % | ∞ |
| Modulation response | 2.4 | | Rectangular | $\sqrt{3}$ | 1 | 1 | ±1.4 % | ±1.4 % | ∞ |
| Readout Electronics | 0.3 | | Normal | 1 | 1 | 1 | ± 0.3 % | ± 0.3 % | ∞ |
| Response Time | 0.8 | | Rectangular | $\sqrt{3}$ | 1 | 1 | ± 0.5% | ± 0.5 % | ∞ |
| Integration Time | 2.6 | | Rectangular | $\sqrt{3}$ | 1 | 1 | ± 1.5 % | ± 1.5 % | ∞ |
| RF Ambient - Noise | 3 | | Rectangular | $\sqrt{3}$ | 1 | 1 | ± 1.7 % | ± 1.7 % | ∞ |
| RF Ambient - Reflections | 3 | | Rectangular | $\sqrt{3}$ | 1 | 1 | ± 1.7 % | ± 1.7 % | ∞ |
| Probe Positioner | 0.4 | | Rectangular | $\sqrt{3}$ | 1 | 1 | ± 0.2 % | ± 0.2 % | ∞ |
| Probe Positioning | 2.9 | | Rectangular | $\sqrt{3}$ | 1 | 1 | ± 1.7 % | ±1.7 % | ∞ |
| Post-processing | 4 | | Rectangular | $\sqrt{3}$ | 1 | 1 | ± 2.3 % | ± 2.3 % | ∞ |
| Max.SAR Evaluation | 2 | | Rectangular | $\sqrt{3}$ | 1 | 1 | ± 1.15 % | ± 1.15 % | ∞ |
| Test Sample Related | | | | | | | | | |
| Device Positioning | 1.6 | 1.8 | Normal | 1 | 1 | 1 | ± 1.6 % | ± 1.8 % | 145 |
| Device Holder | 1.5 | 1.7 | Normal | 1 | 1 | 1 | ± 1.5 % | ± 1.7 % | 5 |
| Power Drift | 5.0 | | Rectangular | $\sqrt{3}$ | 1 | 1 | ± 2.9 % | ± 2.9 % | ∞ |
| Phantom and Setup | | | | | | | | | |
| Phantom Production Tolerances | 6.1 | | Rectangular | $\sqrt{3}$ | 1 | 1 | 3.52 | 3.52 | ∞ |
| SAR correction | 1.9 | | Rectangular | $\sqrt{3}$ | 1 | 0.84 | 1.10 | 1.10 | ∞ |
| Liquid Conductivity (mea.) | 2.4 | | Rectangular | $\sqrt{3}$ | 0.78 | 0.71 | 1.08 | 1.08 | ∞ |
| Liquid Permittivity (mea.) | 2.4 | | Rectangular | $\sqrt{3}$ | 0.26 | 0.26 | 0.36 | 0.36 | ∞ |
| Temp. unc. - Conductivity | 3.4 | | Rectangular | $\sqrt{3}$ | 0.78 | 0.71 | 1.53 | 1.53 | ∞ |
| Temp. unc. - Permittivity | 0.4 | | Rectangular | $\sqrt{3}$ | 0.23 | 0.26 | 0.05 | 0.05 | ∞ |
| Combined Standard Uncertainty (K = 1) | | | | | | | ± 10.42 % | ± 10.48 % | 361 |
| Expanded Uncertainty (K = 2) | | | | | | | ± 20.84 % | ± 20.97 % | |

Uncertainty Budget for Frequency range of 3 GHz to 6 GHz

| Error Description | Uncertainty Value (\pm %) | | Probability Distribution | Divisor | Ci (1g) | Ci (10g) | Standard Uncertainty (1g) | Standard Uncertainty (10g) | V _i V _{eff} |
|--|------------------------------|-----|--------------------------|------------|---------|----------|---------------------------|----------------------------|---------------------------------|
| Measurement System | | | | | | | | | |
| Probe Calibration | 6.65 | | Normal | 1 | 1 | 1 | ± 6.65 % | ± 6.65 % | ∞ |
| Axial Isotropy | 4.7 | | Rectangular | $\sqrt{3}$ | 0.7 | 0.7 | ± 1.9 % | ± 1.9 % | ∞ |
| Hemispherical Isotropy | 9.6 | | Rectangular | $\sqrt{3}$ | 0.7 | 0.7 | ± 3.9 % | ± 3.9 % | ∞ |
| Boundary Effects | 2 | | Rectangular | $\sqrt{3}$ | 1 | 1 | ± 1.2 % | ± 1.2 % | ∞ |
| Linearity | 4.7 | | Rectangular | $\sqrt{3}$ | 1 | 1 | ± 2.7 % | ± 2.7 % | ∞ |
| Detection Limits | 1 | | Rectangular | $\sqrt{3}$ | 1 | 1 | ± 0.6 % | ± 0.6 % | ∞ |
| Modulation response | 2.4 | | Rectangular | $\sqrt{3}$ | 1 | 1 | ± 1.4 % | ± 1.4 % | ∞ |
| Readout Electronics | 0.3 | | Normal | 1 | 1 | 1 | ± 0.3 % | ± 0.3 % | ∞ |
| Response Time | 0.8 | | Rectangular | $\sqrt{3}$ | 1 | 1 | ± 0.5 % | ± 0.5 % | ∞ |
| Integration Time | 2.6 | | Rectangular | $\sqrt{3}$ | 1 | 1 | ± 1.5 % | ± 1.5 % | ∞ |
| RF Ambient - Noise | 3 | | Rectangular | $\sqrt{3}$ | 1 | 1 | ± 1.7 % | ± 1.7 % | ∞ |
| RF Ambient - Reflections | 3 | | Rectangular | $\sqrt{3}$ | 1 | 1 | ± 1.7 % | ± 1.7 % | ∞ |
| Probe Positioner | 0.4 | | Rectangular | $\sqrt{3}$ | 1 | 1 | ± 0.2 % | ± 0.2 % | ∞ |
| Probe Positioning | 6.7 | | Rectangular | $\sqrt{3}$ | 1 | 1 | ± 3.9 % | ± 3.9 % | ∞ |
| Post-processing | 4 | | Rectangular | $\sqrt{3}$ | 1 | 1 | ± 2.3 % | ± 2.3 % | ∞ |
| Max.SAR Evaluation | 4 | | Rectangular | $\sqrt{3}$ | 1 | 1 | ± 2.3 % | ± 2.3 % | ∞ |
| Test Sample Related | | | | | | | | | |
| Device Positioning | 1.6 | 1.8 | Normal | 1 | 1 | 1 | ± 1.6 % | ± 1.8 % | 145 |
| Device Holder | 1.5 | 1.7 | Normal | 1 | 1 | 1 | ± 1.5 % | ± 1.7 % | 5 |
| Power Drift | 5.0 | | Rectangular | $\sqrt{3}$ | 1 | 1 | ± 2.9 % | ± 2.9 % | ∞ |
| Phantom and Setup | | | | | | | | | |
| Phantom Production Tolerances | 6.6 | | Rectangular | $\sqrt{3}$ | 1 | 1 | 3.81 | 3.81 | ∞ |
| SAR correction | 1.9 | | Rectangular | $\sqrt{3}$ | 1 | 0.84 | 1.10 | 0.92 | ∞ |
| Liquid Conductivity (mea.) | 2.4 | | Rectangular | $\sqrt{3}$ | 0.78 | 0.71 | 1.08 | 0.98 | ∞ |
| Liquid Permittivity (mea.) | 2.4 | | Rectangular | $\sqrt{3}$ | 0.26 | 0.26 | 0.36 | 0.36 | ∞ |
| Temp. unc. - Conductivity | 3.4 | | Rectangular | $\sqrt{3}$ | 0.78 | 0.71 | 1.53 | 1.39 | ∞ |
| Temp. unc. - Permittivity | 0.4 | | Rectangular | $\sqrt{3}$ | 0.23 | 0.26 | 0.05 | 0.06 | ∞ |
| Combined Standard Uncertainty (K = 1) | | | | | | | ± 11.65 % | ± 11.66 % | 361 |
| Expanded Uncertainty (K = 2) | | | | | | | ± 23.29 % | ± 23.33 % | |

2.3 ANTENNA INFORMATION

| | | | | | | | | | | | |
|--------------|-----------|-------|-------|-------|-------|-------|-------|-------|-------|-------|-------|
| Brand Name | realme | | | | | | | | | | |
| Antenna Type | IFA | | | | | | | | | | |
| Gain (dBi) | Band | Ant 0 | Ant 1 | Ant 2 | Ant 3 | Ant 4 | Ant 5 | Ant 6 | Ant 7 | Ant 8 | Ant 9 |
| | GSM 850 | -6.09 | -8.83 | / | / | / | / | / | / | / | / |
| | GSM 1900 | / | / | / | -3.18 | -4.94 | / | / | / | / | / |
| | UMTS B2 | / | / | / | -3.18 | -4.94 | / | / | / | / | / |
| | UMTS B4 | / | / | / | -3.18 | -4.74 | / | / | / | / | / |
| | UMTS B5 | -6.09 | -8.83 | / | / | / | / | / | / | / | / |
| | LTE B2 | / | / | / | -3.18 | -4.94 | / | / | / | / | / |
| | LTE B4 | / | / | / | -3.18 | -4.74 | -2.81 | / | / | / | / |
| | LTE B5 | -6.09 | -8.83 | / | / | / | / | / | / | / | / |
| | LTE B7 | / | / | / | -2.03 | -0.29 | -2.01 | / | / | / | / |
| | LTE B12 | -6.51 | -9.70 | / | / | / | / | / | / | / | / |
| | LTE B13 | -6.51 | -9.70 | / | / | / | / | / | / | / | / |
| | LTE B17 | -6.51 | -9.70 | / | / | / | / | / | / | / | / |
| | LTE B26 | -6.76 | -9.70 | / | / | / | / | / | / | / | / |
| | LTE B38 | / | / | / | -2.08 | 0.006 | -1.59 | / | / | / | / |
| | LTE B41 | / | / | / | -2.03 | 0.008 | -0.72 | / | / | / | / |
| | LTE B66 | / | / | / | -2.59 | -4.21 | -2.81 | / | / | / | / |
| | 5G NR n5 | -6.09 | -8.83 | / | / | / | / | / | / | / | / |
| | 5G NR n7 | / | / | / | -2.03 | -0.29 | -2.01 | -5.13 | / | / | / |
| | 5G NR n38 | / | / | / | -2.08 | 0.006 | -1.59 | -3.69 | / | / | / |
| | 5G NR n41 | / | / | / | -2.03 | 0.008 | -0.72 | -3.59 | / | / | / |
| | 5G NR n66 | / | / | / | -2.59 | -4.21 | -2.81 | -6.44 | / | / | / |
| | Bluetooth | / | / | / | / | / | / | / | / | -1.90 | / |
| | WLAN 2.4G | / | / | -2.40 | / | / | / | / | / | -1.90 | / |
| WLAN 5G | UNII-1 | / | / | / | / | / | / | / | -1.50 | / | -3.90 |
| | UNII-2A | / | / | / | / | / | / | / | -1.70 | / | -1.70 |
| | UNII-2C | / | / | / | / | / | / | / | -0.70 | / | -1.70 |
| | UNII-3 | / | / | / | / | / | / | / | -0.40 | / | -2.20 |

Note: The antenna gain is provided by the manufacturer.

2.4 THE MAXIMUM SAR-1G VALUES

| Mode | Highest Reported Head SAR-1g (W/kg) | Highest Reported Body-worn (15mm) SAR-1g (W/kg) | Highest Reported Hotspot (10mm) SAR-1g (W/kg) | Highest Reported Product Specific (0mm) SAR-10g (W/kg) |
|-----------|-------------------------------------|---|---|--|
| GSM850 | 0.518 | 0.178 | 0.483 | - |
| GSM1900 | 0.609 | 0.227 | 0.598 | - |
| UMTS B2 | 1.067 | 0.225 | 0.830 | - |
| UMTS B4 | 0.615 | 0.243 | 0.531 | - |
| UMTS B5 | 0.747 | 0.232 | 0.819 | - |
| LTE B2 | 0.631 | 0.253 | 0.494 | - |
| LTE B4 | 0.601 | 0.374 | 0.484 | - |
| LTE B5 | 0.406 | 0.161 | 0.439 | - |
| LTE B7 | 1.010 | 0.305 | 0.560 | - |
| LTE B12 | 0.400 | 0.119 | 0.430 | - |
| LTE B13 | 0.425 | 0.189 | 0.581 | - |
| LTE B17 | 0.251 | 0.120 | 0.349 | - |
| LTE B26 | 0.478 | 0.121 | 0.412 | - |
| LTE B38 | 0.910 | 0.249 | 0.443 | - |
| LTE B41 | 0.986 | 0.256 | 0.486 | - |
| LTE B66 | 0.381 | 0.476 | 0.773 | - |
| 5G NR n5 | 0.395 | 0.223 | 0.617 | - |
| 5G NR n7 | 0.908 | 0.542 | 0.502 | - |
| 5G NR n38 | 1.145 | 1.023 | 0.881 | - |
| 5G NR n41 | 1.080 | 0.692 | 1.054 | - |
| 5G NR n66 | 0.898 | 0.435 | 0.981 | - |
| 2.4G WLAN | 0.789 | 0.107 | 0.232 | - |
| 5.2G WLAN | 0.507 | 0.157 | 0.487 | - |
| 5.3G WLAN | 0.420 | 0.188 | - | 1.345 |
| 5.6G WLAN | 0.483 | 0.191 | - | 1.303 |
| 5.8G WLAN | 0.877 | 0.236 | 0.531 | - |
| Bluetooth | - | - | - | - |

Note:

- 1) The device is in compliance with Specific Absorption Rate (SAR) for general population uncontrolled exposure limits according to the FCC rule §2.1093, the ANSI C95.1:1992/IEEE C95.1:1991, the NCRP Report Number 86 for uncontrolled environment and had been tested in accordance with the measurement methods and procedures specified in IEC/IEEE 62209-1528:2020.
- 2) WLAN SAR result refer the "168395172_2208G029_RMX3686_For WiFi_SAR_FCC".

2.5 LABORATORY ENVIRONMENT

| | |
|---|--------------------------|
| Temperature | Min. = 20°C, Max. = 24°C |
| Relative humidity | Min. = 30%, Max. = 70% |
| Ground system resistance | < 0.5Ω |
| Ambient noise is checked and found very low and in compliance with requirement of standards. | |
| Reflection of surrounding objects is minimized and in compliance with requirement of standards. | |

2.6 MAIN TEST INSTRUMENTS

| Item | Equipment | Manufacturer | Model | Serial No. | Cal. Date | Cal. Interval |
|------|------------------------------|---------------|-------------|------------|---------------|---------------|
| 1 | Data Acquisition Electronics | Speag | DAE4 | 1289 | May 31, 2022 | 1 Year |
| 2 | Data Acquisition Electronics | Speag | DAE4 | 1486 | May 31, 2022 | 1 Year |
| 3 | E-field Probe | Speag | EX3DV4 | 7369 | May 28, 2022 | 1 Year |
| 4 | E-field Probe | Speag | EX3DV4 | 7678 | Aug. 30, 2022 | 1 Year |
| 5 | System Validation Dipole | Speag | D750V3 | 1145 | May 27, 2022 | 3 Year |
| 6 | System Validation Dipole | Speag | D835V2 | 4d084 | Apr. 13, 2021 | 3 Year |
| 7 | System Validation Dipole | Speag | D1800V2 | 2d210 | May 30, 2022 | 3 Year |
| 8 | System Validation Dipole | Speag | D1900V2 | 5d208 | May 23, 2022 | 3 Year |
| 9 | System Validation Dipole | Speag | D2600V2 | 1111 | May 25, 2022 | 3 Year |
| 10 | SAM Twin Phantom V5.0 | Speag | Phantom | 1661 | N/A | N/A |
| 11 | SAM Twin Phantom V5.0 | Speag | Phantom | 1897 | N/A | N/A |
| 12 | ENA Network Analyzer | Agilent | E5071C | MY46524658 | Mar. 21, 2022 | 1 Year |
| 13 | Signal Generator | R&S | SMR40 | 100502 | Jan. 10, 2022 | 1 Year |
| 14 | Spectrum Analyzer | Keysight | N9020A | MY57120120 | Mar. 07, 2022 | 1 Year |
| 15 | Power Meter | Anritsu | ML2487A | 1128008 | Jun. 01, 2022 | 1 Year |
| 16 | Power Sensor | Anritsu | MA2491A | 1126001 | Jun. 01, 2022 | 1 Year |
| 17 | Dielectric Probe Kit | Agilent | 85070E | 2593 | N/A | N/A |
| 18 | Low pass filter | Mini-Circuits | SLP-2950+ | M108294 | N/A | N/A |
| 19 | Power Amplifier | Mini-Circuits | ZVE-2W-272+ | N650001538 | N/A | N/A |
| 20 | Power Amplifier | Mini-Circuits | ZVE-8G+ | N628801631 | N/A | N/A |
| 21 | Thermometer | PA | O-230PK | N/A | Mar. 10, 2022 | 1 Year |

Remark: "N/A" denotes no model name, serial No. or calibration specified.

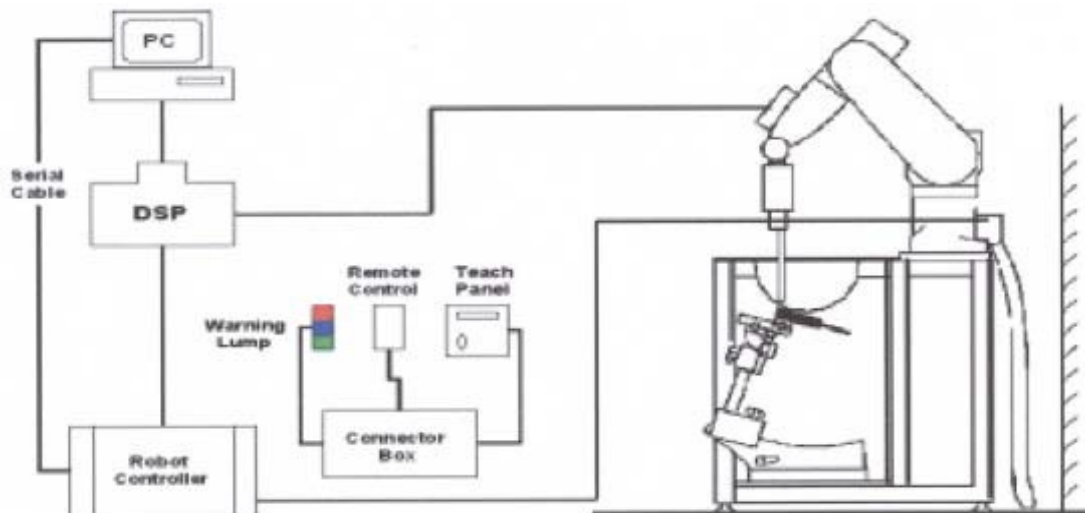
3. SAR MEASUREMENTS SYSTEM CONFIGURATION

3.1 SAR MEASUREMENT SET-UP

The DASY5 system for performing compliance tests consists of the following items:

1. A standard high precision 6-axis robot (Stäubli RX family) with controller and software. An arm extension for accommodating the data acquisition electronics (DAE).
2. A dosimetric probe, i.e. an isotropic E-field probe optimized and calibrated for usage in tissue simulating liquid. The probe is equipped with an optical surface detector system.
3. A data acquisition electronic (DAE) which performs the signal amplification, signal multiplexing, AD-conversion, offset measurements, mechanical surface detection, collision detection, etc. The unit is battery powered with standard or rechargeable batteries. The signal is optically transmitted to the EOC.
4. A unit to operate the optical surface detector which is connected to the EOC.
5. The Electro-Optical Coupler (EOC) performs the conversion from the optical into a digital electric signal of the DAE. The EOC is connected to the DASY5 measurement server.
6. The DASY5 measurement server, which performs all real-time data evaluation for field measurements and surface detection, controls robot movements and handles safety operation. A computer operating Windows 7
7. DASY5 software and SEMCAD data evaluation software.
8. Remote control with teach panel and additional circuitry for robot safety such as warning lamps, etc.
9. The generic twin phantom enabling the testing of left-hand and right-hand usage.
10. The device holder for handheld mobile phones.
11. Tissue simulating liquid mixed according to the given recipes.
12. System validation dipoles allowing to validate the proper functioning of the system.

3.1.1 TEST SETUP LAYOUT




3.2 DASY5 E-FIELD PROBE SYSTEM

The SAR measurements were conducted with the dosimetric probe EX3DV4 (manufactured by SPEAG), designed in the classical triangular configuration and optimized for dosimetric evaluation.

3.2.1 PROBE SPECIFICATION

EX3DV4

| | |
|---------------|---|
| Construction | Symmetrical design with triangular core Interleaved sensors Built-in shielding against static charges PEEK enclosure material (resistant to organic solvents, e.g., DGBE) |
| Calibration | ISO/IEC 17025 calibration service available |
| Frequency | 10 MHz to 6 GHz Linearity: ± 0.2 dB (30 MHz to 6 GHz) |
| Directivity | ± 0.3 dB in HSL (rotation around probe axis) ± 0.5 dB in tissue material (rotation normal to probe axis) |
| Dynamic Range | 10 μ W/g to > 100 mW/g Linearity: ± 0.2 dB |
| Dimensions | Overall length: 330 mm (Tip: 20 mm) Tip diameter: 2.5 mm (Body: 12 mm) Distance from probe tip to dipole centers: 1.0 mm |



E-field Probe

3.2.2 E-FIELD PROBE CALIBRATION

Each probe is calibrated according to a dosimetric assessment procedure with accuracy better than $\pm 10\%$. The spherical isotropy was evaluated and found to be better than $\pm 0.25\text{dB}$. The sensitivity parameters (NormX, NormY, NormZ), the diode compression parameter (DCP) and the conversion factor (ConvF) of the probe are tested.

The free space E-field from amplified probe outputs is determined in a test chamber. This is performed in a TEM cell for frequencies below 1 GHz, and in a wave guide above 1 GHz for free space. For the free space calibration, the probe is placed in the volumetric center of the cavity and at the proper orientation with the field. The probe is then rotated 360 degrees.

E-field temperature correlation calibration is performed in a flat phantom filled with the appropriate simulated brain tissue. The measured free space E-field in the medium correlates to temperature rise in a dielectric medium. For temperature correlation calibration a RF transparent thermistor-based temperature probe is used in conjunction with the E-field probe.

$$\text{SAR} = C \frac{\Delta T}{\Delta t}$$

Where: Δt = Exposure time (30 seconds),

C = Heat capacity of tissue (brain or muscle),

ΔT = Temperature increase due to RF exposure.

Or

$$\text{SAR} = \frac{|E|^2 \sigma}{\rho}$$

Where: σ = Simulated tissue conductivity,

ρ = Tissue density (kg/m^3).


3.2.3 OTHER TEST EQUIPMENT

3.2.3.1. Device Holder for Transmitters

Construction: Simple but effective and easy-to-use extension for Mounting Device that facilitates the testing of larger devices (e.g., laptops, cameras, etc.) It is light weight and fits easily on the upper part of the Mounting Device in place of the phone positioner. The extension is fully compatible with the Twin SAM, ELI and SAM v6.0 Phantoms.

Material: POM, Acrylic glass, Foam

3.2.3.2 Phantom

| | | |
|-----------------|---|--|
| Model | Twin SAM |  |
| Construction | The shell corresponds to the specifications of the Specific Anthropomorphic Mannequin (SAM) phantom defined in IEC/IEEE 62209-1528 and IEC 62209-1. It enables the dosimetric evaluation of left and right hand phone usage as well as body mounted usage at the flat phantom region. A cover prevents evaporation of the liquid. Reference markings on the phantom allow the complete setup of all predefined phantom positions and measurement grids by teaching three points with the robot. | |
| Shell Thickness | 2 ± 0.2 mm | |
| Filling Volume | Approx. 25 liters | |
| Dimensions | Length: 1000mm; Width: 500mm Height: adjustable feet | |
| Available | Special | |

3.2.4 SCANNING PROCEDURE

The DASY5 installation includes predefined files with recommended procedures for measurements and validation. They are read-only document files and destined as fully defined but unmeasured masks. All test positions (head or body-worn) are tested with the same configuration of test steps differing only in the grid definition for the different test positions.

The “reference” and “drift” measurements are located at the beginning and end of the batch process. They measure the field drift at one single point in the liquid over the complete procedure. The indicated drift is mainly the variation of the DUT’s output power and should vary max. $\pm 5\%$.

The “surface check” measurement tests the optical surface detection system of the DASY5 system by repeatedly detecting the surface with the optical and mechanical surface detector and comparing the results. The output gives the detecting heights of both systems, the difference between the two systems and the standard deviation of the detection repeatability. Air bubbles or refraction in the liquid due to separation of the sugar-water mixture gives poor repeatability (above $\pm 0.1\text{mm}$). To prevent wrong results tests are only executed when the liquid is free of air bubbles. The difference between the optical surface detection and the actual surface depends on the probe and is specified with each probe. (It does not depend on the surface reflectivity or the probe angle to the surface within $\pm 30^\circ$.)

- Area Scan

The “area scan” measures the SAR above the DUT or verification dipole on a parallel plane to the surface. It is used to locate the approximate location of the peak SAR with 2D spline interpolation. The robot performs a stepped movement along one grid axis while the local electrical field strength is measured by the probe. The probe is touching the surface of the SAM during acquisition of measurement values. The standard scan uses large grid spacing for faster measurement. Standard grid spacing for head measurements is 15 mm in x- and y-dimension ($\leq 2\text{GHz}$), 12 mm in x- and y- dimension (2-4 GHz) and 10mm in x- and y- dimension (4-6GHz). If a finer resolution is needed, the grid spacing can be reduced. Grid spacing and orientation have no influence on the SAR result. For special applications where the standard scan method does not find the peak SAR within the grid, e.g. mobile phones with flip cover, the grid can be adapted in orientation.

- Zoom Scan

A “zoom scan” measures the field in a volume around the 2D peak SAR value acquired in the previous “coarse” scan. This is a fine grid with maximum scan spatial resolution: $\Delta x_{\text{zoom}}, \Delta y_{\text{zoom}} \leq 2\text{GHz} \leq 8\text{mm}$, 2-4GHz $\leq 5\text{mm}$ and 4-6 GHz $\leq 4\text{mm}$; $\Delta z_{\text{zoom}} \leq 3\text{GHz} \leq 5\text{mm}$, 3-4 GHz $\leq 4\text{mm}$ and 4-6GHz $\leq 2\text{mm}$ where the robot additionally moves the probe along the z-axis away from the bottom of the Phantom. DASY is also able to perform repeated zoom scans if more than 1 peak is found during area scan. In this document, the evaluated peak 1g and 10g averaged SAR values are shown in the 2D-graphics in Appendix B. Test results relevant for the specified standard (see chapter 1.4.) are shown in table form in chapter 7.2.

A Z-axis scan measures the total SAR value at the x-and y-position of the maximum SAR value found during the cube scan. The probe is moved away in z-direction from the bottom of the SAM phantom in 2 mm steps. This measurement shows the continuity of the liquid and can - depending in the field strength – also show the liquid depth.

The following table summarizes the area scan and zoom scan resolutions per FCC KDB 865664D01:

| Frequency | Maximun Area Scan resolution ($\Delta x_{\text{area}}, \Delta y_{\text{area}}$) | Maximun Zoom Scan spatial resolution ($\Delta x_{\text{zoom}}, \Delta y_{\text{zoom}}$) | Maximun Zoom Scan spatial resolution | | | Minimum zoom scan volume (x,y,z) |
|--------------------|--|--|--------------------------------------|-------------------------------|--|-------------------------------------|
| | | | Uniform Grid | | Graded Grad | |
| | | | $\Delta z_{\text{zoom}}(n)$ | $\Delta z_{\text{zoom}}(1)^*$ | | |
| $\leq 2\text{GHz}$ | $\leq 15\text{mm}$ | $\leq 8\text{mm}$ | $\leq 5\text{mm}$ | $\leq 4\text{mm}$ | $\leq 1.5 \cdot \Delta z_{\text{zoom}}(n-1)$ | $\geq 30\text{mm}$ |
| 2-3GHz | $\leq 12\text{mm}$ | $\leq 5\text{mm}$ | $\leq 5\text{mm}$ | $\leq 4\text{mm}$ | $\leq 1.5 \cdot \Delta z_{\text{zoom}}(n-1)$ | $\geq 30\text{mm}$ |
| 3-4GHz | $\leq 12\text{mm}$ | $\leq 5\text{mm}$ | $\leq 4\text{mm}$ | $\leq 3\text{mm}$ | $\leq 1.5 \cdot \Delta z_{\text{zoom}}(n-1)$ | $\geq 28\text{mm}$ |
| 4-5GHz | $\leq 10\text{mm}$ | $\leq 4\text{mm}$ | $\leq 3\text{mm}$ | $\leq 2.5\text{mm}$ | $\leq 1.5 \cdot \Delta z_{\text{zoom}}(n-1)$ | $\geq 25\text{mm}$ |
| 5-6GHz | $\leq 10\text{mm}$ | $\leq 4\text{mm}$ | $\leq 2\text{mm}$ | $\leq 2\text{mm}$ | $\leq 1.5 \cdot \Delta z_{\text{zoom}}(n-1)$ | $\geq 22\text{mm}$ |

3.2.5 SPATIAL PEAK SAR EVALUATION

The spatial peak SAR - value for 1 and 10 g is evaluated after the Cube measurements have been done. The basis of the evaluation are the SAR values measured at the points of the fine cube grid consisting of 5 x 5 x 7 points (with 8mm horizontal resolution) or 7 x 7 x 7 points (with 5mm horizontal resolution) or 8 x 8 x 7 points (with 4mm horizontal resolution). The algorithm that finds the maximal averaged volume is separated into three different stages.

- The data between the dipole center of the probe and the surface of the phantom are extrapolated. This data cannot be measured since the center of the dipole is 2.7 mm away from the tip of the probe and the distance between the surface and the lowest measuring point is about 1 mm (see probe calibration sheet). The extrapolated data from a cube measurement can be visualized by selecting "Graph Evaluated".
- The maximum interpolated value is searched with a straight-forward algorithm. Around this maximum the SAR - values averaged over the spatial volumes (1g or 10 g) are computed using the 3d-spline interpolation algorithm. If the volume cannot be evaluated (i.e., if a part of the grid was cut off by the boundary of the measurement area) the evaluation will be started on the corners of the bottom plane of the cube.
- All neighboring volumes are evaluated until no neighboring volume with a higher average value is found.

Extrapolation

The extrapolation is based on a least square algorithm [W. Gander, Computer mathematic, p.168-180]. Through the points in the first 3 cm along the z-axis, polynomials of order four are calculated. These polynomials are then used to evaluate the points between the surface and the probe tip. The points, calculated from the surface, have a distance of 1 mm from each other.

Interpolation

The interpolation of the points is done with a 3d-Spline. The 3d-Spline is composed of three one-dimensional splines with the "Not a knot"-condition [W. Gander, Computer mathematic, p.141-150] (x, y and z -direction) [Numerical Recipes in C, Second Edition, p.123ff].

Volume Averaging

At First the size of the cube is calculated. Then the volume is integrated with the trapezoidal algorithm. 8000 points (20x20x20) are interpolated to calculate the average.

Advanced Extrapolation

DASY5 uses the advanced extrapolation option which is able to compensate boundary effects on E-field probes.

3.2.6 DATA STORAGE AND EVALUATION

3.2.6.1 Data Storage

The DASY5 software stores the acquired data from the data acquisition electronics as raw data (in microvolt readings from the probe sensors), together with all necessary software parameters for the data evaluation (probe calibration data, liquid parameters and device frequency and modulation data) in measurement files with the extension "DAE". The software evaluates the desired unit and format for output each time the data is visualized or exported. This allows verification of the complete software setup even after the measurement and allows correction of incorrect parameter settings. For example, if a measurement has been performed with a wrong crest factor parameter in the device setup, the parameter can be corrected afterwards and the data can be re-evaluated.

The measured data can be visualized or exported in different units or formats, depending on the selected probe type ([V/m], [A/m], [°C], [mW/g], [mW/cm²], [dBrel], etc.). Some of these units are not available in certain situations or show meaningless results, e.g., a SAR output in a lossless media will always be zero. Raw data can also be exported to perform the evaluation with other software packages.

3.2.7 DATA EVALUATION BY SEMCAD

The SEMCAD software automatically executes the following procedures to calculate the field units from the microvolt readings at the probe connector. The parameters used in the evaluation are stored in the configuration modules of the software:

| | | |
|--------------------|-------------------------|--|
| Probe parameters: | Sensitivity | Normi, a _{i0} , a _{i1} , a _{i2} |
| | Conversion factor | ConvF _i |
| | Diode compression point | Dcp _i |
| Device parameters: | Frequency | f |
| | Crest factor | cf |
| Media parameters: | Conductivity | |
| | Density | |

These parameters must be set correctly in the software. They can be found in the component documents or they can be imported into the software from the configuration files issued for the DASY5 components. In the direct measuring mode of the multi meter option, the parameters of the actual system setup are used. In the scan visualization and export modes, the parameters stored in the corresponding document files are used.

The first step of the evaluation is a linearization of the filtered input signal to account for the compression characteristics of the detector diode. The compensation depends on the input signal, the diode type and the DC-transmission factor from the diode to the evaluation electronics.

If the exciting field is pulsed, the crest factor of the signal must be known to correctly compensate for peak power. The formula for each channel can be given as:

$$V_i = U_i + U_i^2 \cdot cf / dcp_i$$

| | | |
|------|--|------------------|
| With | V_i = compensated signal of channel i | (i = x, y, z) |
| | U_i = input signal of channel i | (i = x, y, z) |
| | cf = crest factor of exciting field | (DASY parameter) |
| | dcp _i = diode compression point | (DASY parameter) |

From the compensated input signals the primary field data for each channel can be evaluated:

$$\text{E-field probes: } E_i = (V_i / \text{Norm}_i \cdot \text{ConvF})^{1/2}$$

$$\text{H-field probes: } H_i = (V_i)^{1/2} \cdot (a_{i0} + a_{i1} f + a_{i2} f^2) / f$$

With V_i = compensated signal of channel i ($i = x, y, z$)

Norm_i = sensor sensitivity of channel i ($i = x, y, z$)
 [mV/(V/m)²] for E-field Probes

ConvF = sensitivity enhancement in solution

a_{ij} = sensor sensitivity factors for H-field probes

f = carrier frequency [GHz]

E_i = electric field strength of channel i in V/m

H_i = magnetic field strength of channel i in A/m

The RSS value of the field components gives the total field strength (Hermitian magnitude):

$$E_{\text{tot}} = (E_X^2 + E_Y^2 + E_Z^2)^{1/2}$$

The primary field data are used to calculate the derived field units.

$$\text{SAR} = (E_{\text{tot}})^2 \cdot \sigma / (\rho \cdot 1000)$$

With SAR = local specific absorption rate in mW/g

E_{tot} = total field strength in V/m
 σ = conductivity in [mho/m] or [Siemens/m]
 ρ = equivalent tissue density in g/cm³

Note that the density is normally set to 1 (or 1.06), to account for actual brain density rather than the density of the simulation liquid. The power flow density is calculated assuming the excitation field to be a free space field.

$$P_{\text{pwe}} = E_{\text{tot}}^2 / 3770 \text{ or } P_{\text{pwe}} = H_{\text{tot}}^2 \cdot 37.7$$

With P_{pwe} = equivalent power density of a plane wave in mW/cm²

E_{tot} = total field strength in V/m

H_{tot} = total magnetic field strength in A/m

4. SYSTEM VERIFICATION PROCEDURE

4.1 TISSUE VERIFICATION

The simulating liquids should be checked at the beginning of a series of SAR measurements to determine if the dielectric parameters are within the tolerances of the specified target values. The measured conductivity and relative permittivity should be within $\pm 5\%$ of the target values.

The following materials are used for producing the tissue-equivalent materials.

| Tissue Type | Bactericide | DGBE | HEC | NaCl | Sucrose | Triton X-100 | Water | Diethylene Glycol Mono-hexylether |
|-------------|-------------|------|-----|------|---------|--------------|-------|-----------------------------------|
| Head 750 | 0.2 | - | 0.2 | 1.5 | 56.0 | - | 42.1 | - |
| Head 835 | 0.2 | - | 0.2 | 1.5 | 57.0 | - | 41.1 | - |
| Head 1800 | - | 44.5 | - | 0.3 | - | - | 55.2 | - |
| Head 1900 | - | 44.5 | - | 0.2 | - | - | 55.3 | - |
| Head 2600 | - | 45.1 | - | 0.1 | - | - | 54.8 | - |

Salt: 99+% Pure Sodium Chloride; Sugar: 98+% Pure Sucrose; Water: De-ionized, 16M + resistivity
 HEC: Hydroxyethyl Cellulose; DGBE: 99+% Di(ethylene glycol) butyl ether, [2-(2-butoxyethoxy)ethanol]
 Triton X-100 (ultra pure): Polyethylene glycol mono [4-(1,1,3,3-tetramethylbutyl)phenyl]ether

| Tissue Verification | | | | | | | | | |
|---------------------|-----------------|-------------------|---------------------------|-------------------------------|------------------------------------|--|---|---|---------------|
| Tissue Type | Frequency (MHz) | Liquid Temp. (°C) | Conductivity (σ) | Permittivity (ϵ_r) | Targeted Conductivity (σ) | Targeted Permittivity (ϵ_r) | Deviation Conductivity (σ) (%) | Deviation Permittivity (ϵ_r) (%) | Date |
| Head | 750 | 22 | 0.905 | 42.477 | 0.89 | 41.9 | 1.69 | 1.38 | Oct. 16, 2022 |
| Head | 750 | 22 | 0.923 | 42.155 | 0.89 | 41.9 | 3.71 | 0.61 | Oct. 20, 2022 |
| Head | 750 | 22 | 0.924 | 41.978 | 0.89 | 41.9 | 3.82 | 0.19 | Oct. 21, 2022 |
| Head | 835 | 22 | 0.939 | 41.717 | 0.90 | 41.5 | 4.33 | 0.52 | Oct. 21, 2022 |
| Head | 835 | 22 | 0.908 | 43.415 | 0.90 | 41.5 | 0.93 | 4.61 | Oct. 15, 2022 |
| Head | 835 | 22 | 0.894 | 42.431 | 0.90 | 41.5 | -0.67 | 2.24 | Oct. 15, 2022 |
| Head | 835 | 22 | 0.898 | 42.862 | 0.90 | 41.5 | -0.25 | 3.28 | Oct. 20, 2022 |
| Head | 835 | 22 | 0.921 | 41.895 | 0.90 | 41.5 | 2.33 | 0.95 | Oct. 20, 2022 |
| Head | 835 | 22 | 0.904 | 43.280 | 0.90 | 41.5 | 0.44 | 4.29 | Oct. 24, 2022 |
| Head | 1800 | 22 | 1.404 | 39.906 | 1.37 | 40.1 | 2.49 | -0.48 | Oct. 20, 2022 |
| Head | 1800 | 22 | 1.376 | 41.088 | 1.37 | 40.1 | 0.43 | 2.46 | Oct. 19, 2022 |
| Head | 1800 | 22 | 1.368 | 40.972 | 1.37 | 40.1 | -0.15 | 2.17 | Oct. 14, 2022 |
| Head | 1800 | 22 | 1.378 | 41.521 | 1.37 | 40.1 | 0.59 | 3.54 | Oct. 22, 2022 |
| Head | 1800 | 22 | 1.358 | 40.153 | 1.37 | 40.1 | -0.88 | 0.13 | Oct. 25, 2022 |
| Head | 1800 | 22 | 1.402 | 39.734 | 1.37 | 40.1 | 2.36 | -0.91 | Oct. 21, 2022 |
| Head | 1800 | 22 | 1.377 | 41.420 | 1.37 | 40.1 | 0.51 | 3.29 | Oct. 24, 2022 |
| Head | 1900 | 22 | 1.417 | 40.571 | 1.40 | 40.0 | 1.21 | 1.43 | Oct. 13, 2022 |
| Head | 1900 | 22 | 1.462 | 39.787 | 1.40 | 40.0 | 4.46 | -0.53 | Oct. 20, 2022 |
| Head | 1900 | 22 | 1.403 | 40.674 | 1.40 | 40.0 | 0.21 | 1.69 | Oct. 24, 2022 |
| Head | 2600 | 22 | 1.956 | 39.519 | 1.96 | 39.0 | -0.20 | 1.33 | Oct. 25, 2022 |
| Head | 2600 | 22 | 1.895 | 38.364 | 1.96 | 39.0 | -3.34 | -1.63 | Oct. 22, 2022 |
| Head | 2600 | 22 | 1.975 | 39.567 | 1.96 | 39.0 | 0.79 | 1.45 | Oct. 20, 2022 |
| Head | 2600 | 22 | 1.946 | 38.514 | 1.96 | 39.0 | -0.71 | -1.25 | Oct. 19, 2022 |
| Head | 2600 | 22 | 2.036 | 38.696 | 1.96 | 39.0 | 3.90 | -0.78 | Oct. 19, 2022 |
| Head | 2600 | 22 | 2.026 | 38.584 | 1.96 | 39.0 | 3.37 | -1.07 | Oct. 18, 2022 |
| Head | 2600 | 22 | 2.015 | 37.066 | 1.96 | 39.0 | 2.81 | -4.96 | Oct. 17, 2022 |
| Head | 2600 | 22 | 2.017 | 37.487 | 1.96 | 39.0 | 2.91 | -3.88 | Oct. 15, 2022 |
| Head | 2600 | 22 | 1.949 | 39.395 | 1.96 | 39.0 | -0.56 | 1.01 | Oct. 17, 2022 |
| Head | 2600 | 22 | 2.026 | 38.584 | 1.96 | 39.0 | 3.37 | -1.07 | Oct. 18, 2022 |
| Head | 2600 | 22 | 2.034 | 38.321 | 1.96 | 39.0 | 3.78 | -1.74 | Oct. 24, 2022 |
| Head | 2600 | 22 | 2.034 | 38.325 | 1.96 | 39.0 | 3.80 | -1.73 | Oct. 25, 2022 |
| Head | 2600 | 22 | 1.919 | 38.860 | 1.96 | 39.0 | -2.09 | -0.36 | Oct. 24, 2022 |
| Head | 2600 | 22 | 2.027 | 37.750 | 1.96 | 39.0 | 3.41 | -3.21 | Oct. 20, 2022 |
| Head | 2600 | 22 | 2.046 | 37.560 | 1.96 | 39.0 | 4.38 | -3.69 | Oct. 21, 2022 |

Note:

- 1) The dielectric parameters of the tissue-equivalent liquid should be measured under similar ambient conditions and within 2 °C of the conditions expected during the SAR evaluation to satisfy protocol requirements.
- 2) KDB 865664 was ensured to be applied for probe calibration frequencies greater than or equal to 50MHz of the EUT frequencies.
- 3) The above measured tissue parameters were used in the DASY software to perform interpolation via the DASY software to determine actual dielectric parameters at the test frequencies. The SAR test plots may slightly differ from the table above since the DASY rounds to three significant digits.

5 SYSTEM CHECK

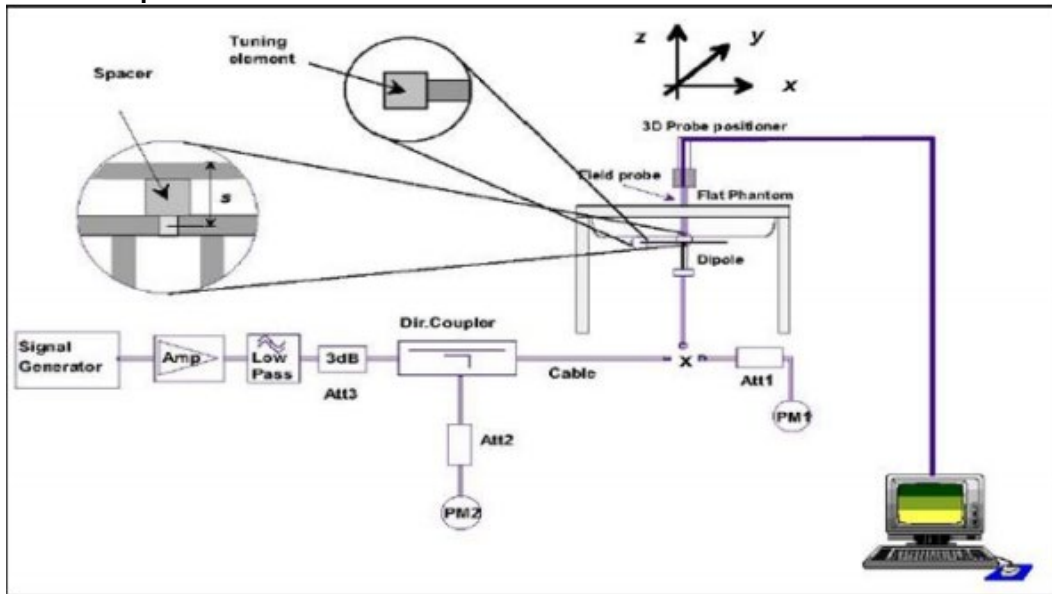
5.1 SYSTEM CHECK PROCEDURE

The manufacturer calibrates the probes annually. Dielectric parameters of the tissue simulants were measured every day using the dielectric probe kit and the network analyzer. A system check measurement was made following the determination of the dielectric parameters of the simulant, using the dipole validation kit. A power level of 250 mW (below 3GHz) or 100mW (3-6GHz), which was placed under the flat section of the twin SAM phantom. The system check results (dielectric parameters and SAR values) are given in the 6.2.

System check results have to be equal or near the values determined during dipole calibration with the relevant liquids and test system ($\pm 10\%$).

System check is performed regularly on all frequency bands where tests are performed with the DASY5 system.

System Check Set-up



5.2 DESCRIPTION OF SYSTEM CHECK

The system check is performed for verifying the accuracy of the complete measurement system and performance of the software. The system check is performed with tissue equivalent material according to IEEE P1528 (described above). The following table shows system check results for all frequency bands and tissue liquids used during the tests.

| System Check | Date | Frequency (MHz) | Targeted SAR (W/kg) | | Measured SAR (W/kg) | | normalized SAR (W/kg) | | Deviation (%) | | Dipole S/N |
|--------------|---------------|-----------------|---------------------|-------|---------------------|------|-----------------------|-------|---------------|-------|------------|
| | | | 1g | 10g | 1g | 10g | 1g | 10g | 1g | 10g | |
| Head | Oct. 16, 2022 | 750 | 8.55 | 5.54 | 2.03 | 1.37 | 8.12 | 5.48 | -5.03 | -1.08 | 1145 |
| Head | Oct. 20, 2022 | 750 | 8.55 | 5.54 | 2.07 | 1.40 | 8.28 | 5.60 | -3.16 | 1.08 | 1145 |
| Head | Oct. 21, 2022 | 750 | 8.55 | 5.54 | 2.16 | 1.46 | 8.64 | 5.84 | 1.05 | 5.42 | 1145 |
| Head | Oct. 21, 2022 | 835 | 9.53 | 6.29 | 2.55 | 1.65 | 10.20 | 6.60 | 7.03 | 4.93 | 4d084 |
| Head | Oct. 15, 2022 | 835 | 9.53 | 6.29 | 2.40 | 1.62 | 9.60 | 6.48 | 0.73 | 3.02 | 4d084 |
| Head | Oct. 15, 2022 | 835 | 9.53 | 6.29 | 2.61 | 1.67 | 10.44 | 6.68 | 9.55 | 6.20 | 4d084 |
| Head | Oct. 20, 2022 | 835 | 9.53 | 6.29 | 2.62 | 1.67 | 10.48 | 6.68 | 9.97 | 6.20 | 4d084 |
| Head | Oct. 20, 2022 | 835 | 9.53 | 6.29 | 2.44 | 1.58 | 9.76 | 6.32 | 2.41 | 0.48 | 4d084 |
| Head | Oct. 24, 2022 | 835 | 9.53 | 6.29 | 2.31 | 1.50 | 9.24 | 6.00 | -3.04 | -4.61 | 4d084 |
| Head | Oct. 20, 2022 | 1800 | 38.20 | 19.90 | 9.89 | 5.34 | 39.56 | 21.36 | 3.56 | 7.34 | 2d210 |
| Head | Oct. 19, 2022 | 1800 | 38.20 | 19.90 | 10.30 | 5.42 | 41.20 | 21.68 | 7.85 | 8.94 | 2d210 |
| Head | Oct. 14, 2022 | 1800 | 38.20 | 19.90 | 9.64 | 5.20 | 38.56 | 20.80 | 0.94 | 4.52 | 2d210 |
| Head | Oct. 22, 2022 | 1800 | 38.20 | 19.90 | 10.30 | 5.44 | 41.20 | 21.76 | 7.85 | 9.35 | 2d210 |
| Head | Oct. 25, 2022 | 1800 | 38.20 | 19.90 | 10.20 | 5.36 | 40.80 | 21.44 | 6.81 | 7.74 | 2d210 |
| Head | Oct. 21, 2022 | 1800 | 38.20 | 19.90 | 9.02 | 4.87 | 36.08 | 19.48 | -5.55 | -2.11 | 2d210 |
| Head | Oct. 24, 2022 | 1800 | 38.20 | 19.90 | 9.70 | 5.24 | 38.80 | 20.96 | 1.57 | 5.33 | 2d210 |
| Head | Oct. 13, 2022 | 1900 | 40.20 | 20.80 | 10.30 | 5.47 | 41.20 | 21.88 | 2.49 | 5.19 | 5d028 |
| Head | Oct. 20, 2022 | 1900 | 40.20 | 20.80 | 10.70 | 5.56 | 42.80 | 22.24 | 6.47 | 6.92 | 5d028 |
| Head | Oct. 24, 2022 | 1900 | 40.20 | 20.80 | 10.00 | 5.30 | 40.00 | 21.20 | -0.50 | 1.92 | 5d028 |
| Head | Oct. 25, 2022 | 2600 | 55.80 | 24.70 | 13.30 | 5.79 | 53.20 | 23.16 | -4.66 | -6.23 | 1111 |
| Head | Oct. 22, 2022 | 2600 | 55.80 | 24.70 | 12.90 | 5.61 | 51.60 | 22.44 | -7.53 | -9.15 | 1111 |
| Head | Oct. 20, 2022 | 2600 | 55.80 | 24.70 | 13.40 | 5.85 | 53.60 | 23.40 | -3.94 | -5.26 | 1111 |
| Head | Oct. 19, 2022 | 2600 | 55.80 | 24.70 | 13.20 | 5.76 | 52.80 | 23.04 | -5.38 | -6.72 | 1111 |
| Head | Oct. 19, 2022 | 2600 | 55.80 | 24.70 | 13.60 | 6.25 | 54.40 | 25.00 | -2.51 | 1.21 | 1111 |
| Head | Oct. 18, 2022 | 2600 | 55.80 | 24.70 | 13.80 | 6.00 | 55.20 | 24.00 | -1.08 | -2.83 | 1111 |
| Head | Oct. 17, 2022 | 2600 | 55.80 | 24.70 | 14.50 | 6.64 | 58.00 | 26.56 | 3.94 | 7.53 | 1111 |
| Head | Oct. 15, 2022 | 2600 | 55.80 | 24.70 | 13.50 | 6.19 | 54.00 | 24.76 | -3.23 | 0.24 | 1111 |
| Head | Oct. 17, 2022 | 2600 | 55.80 | 24.70 | 13.50 | 5.88 | 54.00 | 23.52 | -3.23 | -4.78 | 1111 |
| Head | Oct. 18, 2022 | 2600 | 55.80 | 24.70 | 14.00 | 6.41 | 56.00 | 25.64 | 0.36 | 3.81 | 1111 |
| Head | Oct. 24, 2022 | 2600 | 55.80 | 24.70 | 14.90 | 6.49 | 59.60 | 25.96 | 6.81 | 5.10 | 1111 |
| Head | Oct. 25, 2022 | 2600 | 55.80 | 24.70 | 14.30 | 6.54 | 57.20 | 26.16 | 2.51 | 5.91 | 1111 |
| Head | Oct. 24, 2022 | 2600 | 55.80 | 24.70 | 13.50 | 6.17 | 54.00 | 24.68 | -3.23 | -0.08 | 1111 |
| Head | Oct. 20, 2022 | 2600 | 55.80 | 24.70 | 13.60 | 6.22 | 54.40 | 24.88 | -2.51 | 0.73 | 1111 |
| Head | Oct. 21, 2022 | 2600 | 55.80 | 24.70 | 14.20 | 6.47 | 56.80 | 25.88 | 1.79 | 4.78 | 1111 |

6. SAR MEASUREMENT VARIABILITY AND UNCERTAINTY

6.1 SAR MEASUREMENT VARIABILITY

Per KDB865664 D01 SAR measurement 100 MHz to 6 GHz, SAR measurement variability must be assessed for each frequency band, which is determined by the SAR probe calibration point and tissue-equivalent medium used for the device measurements. The additional measurements are repeated after the completion of all measurements requiring the same head or body tissue-equivalent medium in a frequency band. The test device should be returned to ambient conditions (normal room temperature) with the battery fully charged before it is re-mounted on the device holder for the repeated measurement(s) to minimize any unexpected variations in the repeated results.

- 1) Repeated measurement is not required when the original highest measured SAR is < 0.80 W/kg; steps 2) through 4) do not apply.
- 2) When the original highest measured SAR is ≥ 0.80 W/kg, repeat that measurement once.
- 3) Perform a second repeated measurement only if the ratio of largest to smallest SAR for the original and first repeated measurements is > 1.20 or when the original or repeated measurement is ≥ 1.45 W/kg ($\sim 10\%$ from the 1-g SAR limit).
- 4) Perform a third repeated measurement only if the original, first or second repeated measurement is ≥ 1.5 W/kg and the ratio of largest to smallest SAR for the original, first and second repeated measurements is > 1.20 .

The same procedures should be adapted for measurements according to extremity and occupational exposure limits by applying a factor of 2.5 for extremity exposure and a factor of 5 for occupational exposure to the corresponding SAR thresholds.

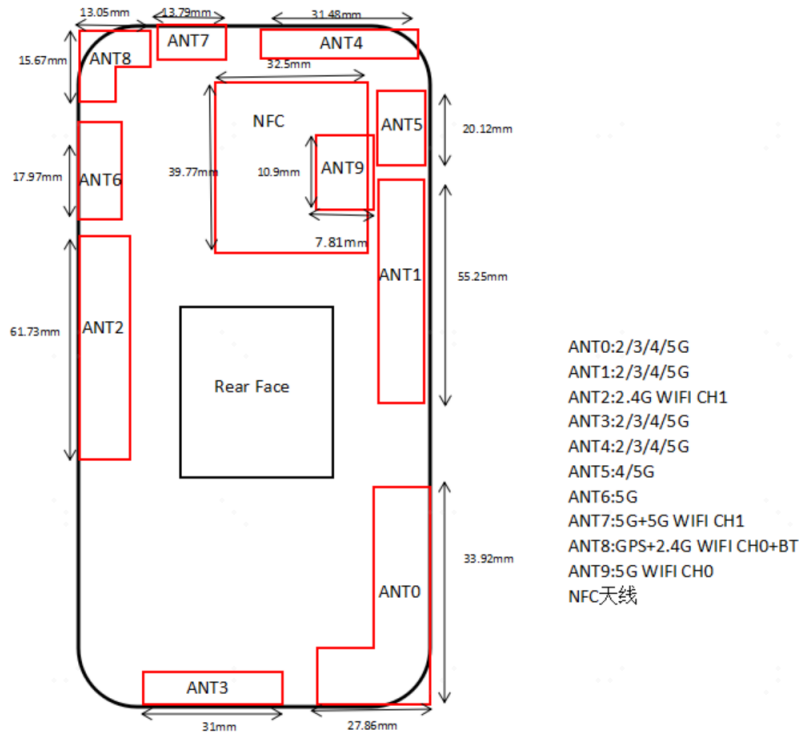
The detailed repeated measurement results are shown in Section 7.2.

7. OPERATIONAL CONDITIONS DURING TEST

7.1 GENERAL DESCRIPTION OF TEST PROCEDURES

Connection to the EUT is established via air interface with base station, and the EUT is set to maximum output power by base station. The EUT battery must be fully charged and checked periodically during the test to ascertain uniform power output. The antenna connected to the output of the base station simulator shall be placed at least 50cm away from the EUT. The signal transmitted by the simulator to the antenna feeding point shall be lower than the output power level of the EUT by at least 30dB.

7.2 TEST POSITION ANTENNA LOCATION



7.3 TEST POSITION OF PORTABLE DEVICES

For each antenna, the EUT is tested in Hotspot and Specific 10g SAR at the following test positions:

| Antenna | Front Face | Rear Face | Left Side | Right Side | Top Side | Bottom Side |
|---------|------------|-----------|-----------|------------|----------|-------------|
| Ant 0 | YES | YES | YES | | | YES |
| Ant 1 | YES | YES | YES | | | |
| Ant 3 | YES | YES | | YES | | YES |
| Ant 4 | YES | YES | YES | | YES | |
| Ant 5 | YES | YES | YES | | YES | |
| Ant 6 | YES | YES | | YES | YES | |

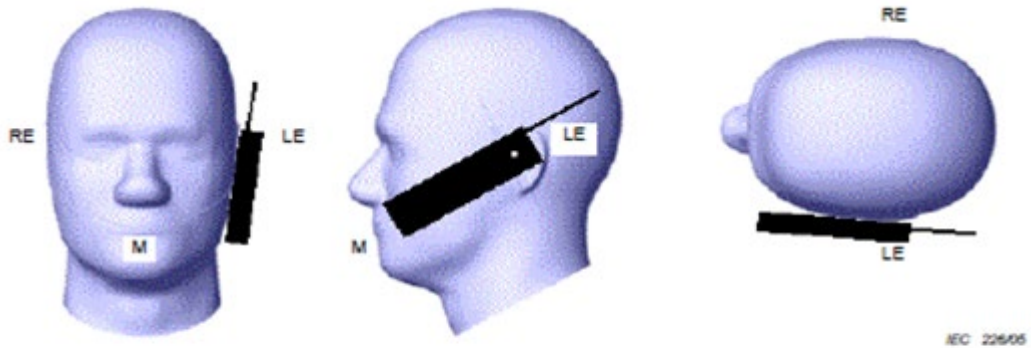
Note:

1) The distance of the positions to edge which more than 25mm are not required to test.

7.4 TEST POSITION

7.4.1 HEAD TEST CONFIGURATION

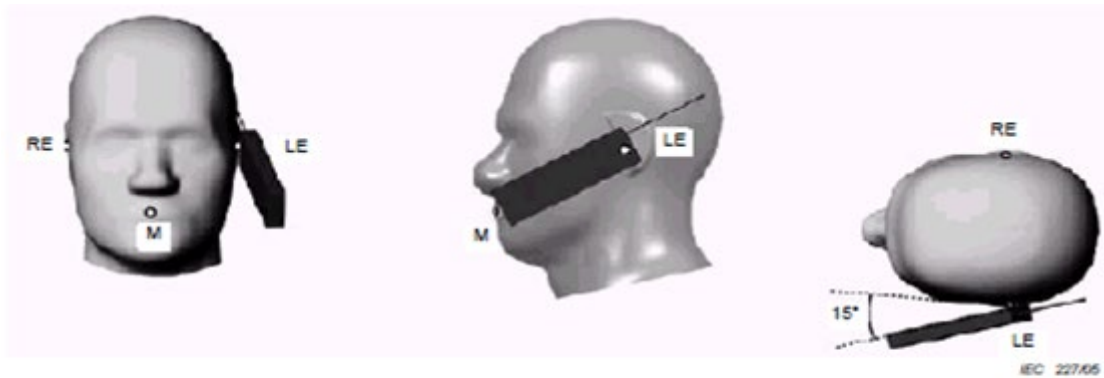
Measurements were made in “cheek” and “tilt” positions on both the left hand and right hand sides of the phantom.



Key
 M Mouth reference point
 LE Left ear reference point (ERP)
 RE Right ear reference point (ERP)

Figure 1 Cheek position of the wireless device on the left side of SAM

Note1: Cheek position of the wireless device on Right side of SAM also is similar to the left side represented above.



Key
 M Mouth reference point
 LE Left ear reference point (ERP)
 RE Right ear reference point (ERP)

Figure 2 Tilt position of the wireless device on the left side of SAM

Note2: Tilt position of the wireless device on Right side of SAM also is similar to the left side represented above.

7.4.2 BODY-WORN TEST CONFIGURATION

Body-worn operating configurations should be tested with the belt-clips and holsters attached to the device and positioned against a flat phantom in normal use configurations. Devices with a headset output should be tested with a headset connected to the device. The distance between the device and the phantom was kept 15mm.

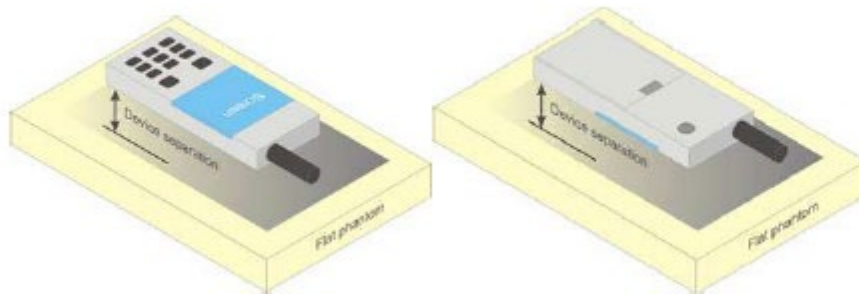


Figure 3 Test positions for body-worn device

7.4.3 HOTSPOT TEST CONFIGURATION

Per FCC KDB 941225D06, the SAR test separation distance for hotspot mode is determined according to device form factor. When the overall length and width of a device is $> 9\text{cm} \times 5\text{cm}$, a test separation distance of 10mm is required for hotspot mode SAR measurements. A test separation distance of 5mm or less is required for smaller devices. Hotspot mode SAR is measured for all edges and surfaces of the device with a transmitting antenna located within 25mm from that surface or edge; for the data modes, wireless technologies and frequency bands supporting hotspot mode. The SAR results are used to determine simultaneous transmission SAR test exclusion for hotspot mode; otherwise, simultaneous transmission SAR measurement is required.

7.4.4 PRODUCT SPECIFIC 10-G SAR TEST CONFIGURATION

Per KDB 648474 D04, for smart phones with a display diagonal dimension $> 15.0\text{cm}$ or an overall diagonal dimension $> 16.0\text{cm}$ that provide similar mobile web access and multimedia support found in mini-tablets or UMPC mini-tablets that support voice calls next to the ear, the device is marketed as “Phablet”. The UMPC mini-tablets procedures must also be applied to test the SAR of all surfaces and edges with an antenna located at $\leq 25\text{mm}$ from that surface or edge, in direct contact with a flat phantom, for product specific 10-g SAR according to the body-equivalent tissue dielectric parameters in KDB 865664 to address interactive hand use exposure conditions. The UMPC mini-tablet 1-g SAR at 5 mm is not required. When hotspot mode applies, product specific 10-g SAR is required only for the surfaces and edges with hotspot mode 1-g reported SAR $> 1.2\text{W/kg}$; when power reduction applies to hotspot mode the measured SAR must be scaled to the maximum output power, including tolerance, allowed for phablet modes to compare with the 1.2 W/kg SAR test reduction threshold.

7.5 RECEIVER DETECTION MECHANISM

7.5.1 GENERAL DESCRIPTION OF RECEIVER DETECTION MECHANISM

The device supports the receiver detection mechanism. The main purpose is to minimize triggering associated with power reduction scenarios by receiver detection mechanisms and provide enhanced user experience. This device uses the receiver to indicate whether the user is making a call in head scenario or not. The selection between head and body power levels is based on the receiver detection mechanism. It can determine proximity to head or body and set the relevant power level for 2G&3G&4G&5G NR antenna accordingly. Users will be in full power when using WiFi alone. When WiFi+2G/3G/4G/5G NR are used simultaneously, WiFi power reduction will be triggered, i.e. WiFi will be in power level B3 state.

| Antenna_0&3 Max Power (dBm) | | | | | | | | | | | | | | | | |
|--------------------------------|---------|----------|---------|---------|---------|--------|--------|--------|--------|---------|---------|---------|---------|---------|---------|---------|
| Power scenario | GSM 850 | GSM 1900 | UMTS B2 | UMTS B4 | UMTS B5 | LTE B2 | LTE B4 | LTE B5 | LTE B7 | LTE B12 | LTE B13 | LTE B17 | LTE B26 | LTE B38 | LTE B41 | LTE B66 |
| Receiver on (Head) | 33.5 | 30.5 | 24 | 24 | 24.5 | 23.5 | 23.5 | 24.5 | 23.5 | 24.5 | 24.5 | 24.5 | 24 | 24 | 24.5 | 24 |
| Receiver off (Body-worn 1.5cm) | 33.5 | 30.5 | 22 | 22 | 24.5 | 22.5 | 21.5 | 24.5 | 20.5 | 24.5 | 24.5 | 24.5 | 24 | 22.5 | 22.5 | 24 |
| Receiver off (Body-worn 1.0cm) | 31 | 26.5 | 20.5 | 20.5 | 23 | 21 | 20 | 23 | 19 | 23.5 | 24.5 | 23.5 | 24 | 21 | 21 | 22.5 |

| Antenna_1&4 Max Power (dBm) | | | | | | | | | | | | | | | | |
|---|---------|----------|---------|---------|---------|--------|--------|--------|--------|---------|---------|---------|---------|---------|---------|---------|
| Power scenario | GSM 850 | GSM 1900 | UMTS B2 | UMTS B4 | UMTS B5 | LTE B2 | LTE B4 | LTE B5 | LTE B7 | LTE B12 | LTE B13 | LTE B17 | LTE B26 | LTE B38 | LTE B41 | LTE B66 |
| Receiver on (Head) | 0 | 28 | 20 | 17.5 | 25 | 19 | 18 | 25 | 18.5 | 25 | 25 | 25 | 24.5 | 20.5 | 20.5 | 17 |
| Receiver off (Body-worn 1.5cm) | 34 | 29.5 | 21 | 21 | 25 | 22 | 22 | 25 | 20.5 | 25 | 25 | 25 | 24.5 | 22 | 22 | 23.5 |
| Receiver off (Body-worn 1.0cm) | 31.5 | 25.5 | 20 | 19.5 | 24.5 | 20.5 | 20.5 | 25 | 19 | 25 | 25 | 25 | 24.5 | 20.5 | 20.5 | 22 |
| Simultaneous with WiFi Receiver on (head) | - | - | 18.5 | - | - | - | - | - | 16.5 | - | - | - | - | - | 19 | - |

| Antenna_5 Max Power (dBm) | | | | | | | | | | | | | | | | |
|---|---------|----------|---------|---------|---------|--------|--------|--------|--------|---------|---------|---------|---------|---------|---------|---------|
| Power scenario | GSM 850 | GSM 1900 | UMTS B2 | UMTS B4 | UMTS B5 | LTE B2 | LTE B4 | LTE B5 | LTE B7 | LTE B12 | LTE B13 | LTE B17 | LTE B26 | LTE B38 | LTE B41 | LTE B66 |
| Receiver on (Head) | - | - | - | - | - | - | 18.8 | - | 19.6 | - | - | - | - | 21 | 21 | 18.3 |
| Receiver off (Body-worn 1.5cm) | - | - | - | - | - | - | 21.3 | - | 21.1 | - | - | - | - | 23 | 22 | 23.3 |
| Receiver off (Body-worn 1.0cm) | - | - | - | - | - | - | 20.3 | - | 19.1 | - | - | - | - | 21 | 20.5 | 21.8 |
| Simultaneous with WiFi Receiver on (head) | - | - | - | - | - | - | - | - | 18.1 | - | - | - | - | 19.5 | 19.5 | - |

| WIFI Antenna_8&9 Max Power (dBm) | | | | | | | | | |
|--|-------------|-------------|------------------------|------------------------|-------------------------|---------------------------------|---------------------------------|----------------|----------------|
| Power scenario | 2.4G | | | | 5G (5150MHz~5250MHz) | | | | |
| | 802.11 b | 802.11 g | 802.11 n20/ ax20 | 802.11 n40/ ax40 | 802.11 a | 802.11 n20/ ac20/ ax20 | 802.11 n40/ ac40/ ax40 | 802.11 ac80 | 802.11 ax80 |
| Receiver on (Head) | 17 | 16.5 | 16.5 | 16.5 | 12.5 | 12.5 | 15.5 | 16 | 15 |
| Receiver off (Body-worn 1.5cm) | 17 | 16.5 | 16.5 | 16.5 | 12.5 | 12.5 | 15.5 | 16 | 15 |
| Receiver off (Body-worn 1.0cm) | 17 | 16.5 | 16.5 | 16.5 | 12.5 | 12.5 | 15.5 | 16 | 15 |
| Receiver off (Body-worn 0cm) | - | - | - | - | - | - | - | - | - |
| Simultaneous with WiFi Receiver on (Head) | 15 | 14.5 | 14.5 | 14.5 | - | - | - | - | - |

| WIFI Antenna_8&9 Max Power (dBm) | | | | | | | | | | |
|--|-------------------------|---------------------------------|---------------------------------|----------------|----------------|-------------------------|---------------------------------|---------------------------------|----------------|----------------|
| Power scenario | 5G (5250MHz~5400MHz) | | | | | 5G (5500MHz~5700MHz) | | | | |
| | 802.11 a | 802.11 n20/ ac20/ ax20 | 802.11 n40/ ac40/ ax40 | 802.11 ac80 | 802.11 ax80 | 802.11 a | 802.11 n20/ ac20/ ax20 | 802.11 n40/ ac40/ ax40 | 802.11 ac80 | 802.11 ax80 |
| Receiver on (Head) | 14 | 14 | 16.5 | 16.5 | 15.5 | 13.5 | 13.5 | 16 | 16 | 15 |
| Receiver off (Body-worn 1.5cm) | 14 | 14 | 16.5 | 16.5 | 15.5 | 13.5 | 13.5 | 16 | 16 | 15 |
| Receiver off (Body-worn 1.0cm) | - | - | - | - | - | - | - | - | - | - |
| Receiver off (Body-worn 0cm) | 14 | 14 | 16.5 | 16.5 | 15.5 | 13.5 | 13.5 | 16 | 16 | 15 |
| Simultaneous with WiFi Receiver on (Head) | - | - | - | - | - | - | - | - | - | - |

| WIFI Antenna_8&9 Max Power (dBm) | | | | | |
|--|-------------------------|---------------------------------|---------------------------------|----------------|----------------|
| Power scenario | 5G (5750MHz~5850MHz) | | | | |
| | 802.11 a | 802.11 n20/ ac20/ ax20 | 802.11 n40/ ac40/ ax40 | 802.11 ac80 | 802.11 ax80 |
| Receiver on (Head) | 17 | 17 | 17 | 16 | 17 |
| Receiver off (Body-worn 1.5cm) | 17 | 17 | 17 | 16 | 17 |
| Receiver off (Body-worn 1.0cm) | 17 | 17 | 17 | 16 | 17 |
| Receiver off (Body-worn 0cm) | - | - | - | - | - |
| Simultaneous with WiFi Receiver on (Head) | - | - | - | - | - |

| WIFI Antenna_8&9 Max Power (dBm) | | |
|---------------------------------------|------|-----|
| Power scenario | 2.4G | |
| | BT | BLE |
| Receiver on (Head) | 15 | 9 |
| Receiver off (Body-worn 1.5 & 0cm) | 15 | 9 |

| WIFI Antenna_2&7 Max Power (dBm) | | | | | | | | | |
|--|-------------|-------------|------------------------|------------------------|-------------------------|---------------------------------|---------------------------------|----------------|----------------|
| Power scenario | 2.4G | | | | 5G (5150MHz~5250MHz) | | | | |
| | 802.11 b | 802.11 g | 802.11 n20/ ax20 | 802.11 n40/ ax40 | 802.11 a | 802.11 n20/ ac20/ ax20 | 802.11 n40/ ac40/ ax40 | 802.11 ac80 | 802.11 ax80 |
| Receiver on (Head) | 17 | 16.5 | 16.5 | 16.5 | 12.5 | 12.5 | 15.5 | 16 | 15 |
| Receiver off (Body-worn 1.5cm) | 17 | 16.5 | 16.5 | 16.5 | 12.5 | 12.5 | 15.5 | 16 | 15 |
| Receiver off (Body-worn 1.0cm) | 17 | 16.5 | 16.5 | 16.5 | 12.5 | 12.5 | 15.5 | 16 | 15 |
| Receiver off (Body-worn 0cm) | - | - | - | - | - | - | - | - | - |
| Simultaneous with WiFi Receiver on (Head) | - | - | - | - | - | - | - | - | - |

| WIFI Antenna_8&9 Max Power (dBm) | | | | | | | | | | |
|--|-------------------------|---------------------------------|---------------------------------|----------------|----------------|-------------------------|---------------------------------|---------------------------------|----------------|----------------|
| Power scenario | 5G (5250MHz~5400MHz) | | | | | 5G (5500MHz~5700MHz) | | | | |
| | 802.11 a | 802.11 n20/ ac20/ ax20 | 802.11 n40/ ac40/ ax40 | 802.11 ac80 | 802.11 ax80 | 802.11 a | 802.11 n20/ ac20/ ax20 | 802.11 n40/ ac40/ ax40 | 802.11 ac80 | 802.11 ax80 |
| Receiver on (Head) | 14 | 14 | 16.5 | 15.5 | 16.5 | 13.5 | 13.5 | 16 | 15 | 16 |
| Receiver off (Body-worn 1.5cm) | 14 | 14 | 16.5 | 15.5 | 16.5 | 13.5 | 13.5 | 16 | 15 | 16 |
| Receiver off (Body-worn 1.0cm) | - | - | - | - | - | - | - | - | - | - |
| Receiver off (Body-worn 0cm) | 14 | 14 | 16.5 | 15.5 | 16.5 | 13.5 | 13.5 | 16 | 15 | 16 |
| Simultaneous with WiFi Receiver on (Head) | - | - | - | - | - | - | - | - | - | - |

| WIFI Antenna_8&9 Max Power (dBm) | | | | | |
|--|-------------------------|---------------------------------|---------------------------------|----------------|----------------|
| Power scenario | 5G (5750MHz~5850MHz) | | | | |
| | 802.11 a | 802.11 n20/ ac20/ ax20 | 802.11 n40/ ac40/ ax40 | 802.11 ac80 | 802.11 ax80 |
| Receiver on (Head) | 17 | 17 | 16 | 17 | 16 |
| Receiver off (Body-worn 1.5cm) | 17 | 17 | 16 | 17 | 16 |
| Receiver off (Body-worn 1.0cm) | 17 | 17 | 16 | 17 | 16 |
| Receiver off (Body-worn 0cm) | - | - | 16 | - | - |
| Simultaneous with WiFi Receiver on (Head) | 16 | 16 | 15 | 16 | 15 |

| 5G n5 | | |
|-----------------------------------|----------------------------------|----------------------------------|
| Power scenario | Ant 0 Antenna Max Power (dBm) | Ant 1 Antenna Max Power (dBm) |
| Receiver on (Head) | 24.5 | 25 |
| Receiver off (Body-worn 1.5cm) | 24.5 | 25 |
| Receiver off (Body-worn 1.0cm) | 24.5 | 25 |

| Ant 3 Antenna Max Power (dBm) | | | | |
|-----------------------------------|-------|--------|--------|--------|
| Power scenario | 5G n7 | 5G n38 | 5G n41 | 5G n66 |
| Receiver on (Head) | 23.7 | 24.2 | 24.2 | 24.2 |
| Receiver off (Body-worn 1.5cm) | 19.7 | 20.7 | 20.7 | 24.2 |
| Receiver off (Body-worn 1.0cm) | 18.2 | 19.2 | 19.2 | 23.7 |

| Ant 6 Antenna Max Power (dBm) | | | | |
|--------------------------------|-------|--------|--------|--------|
| Power scenario | 5G n7 | 5G n38 | 5G n41 | 5G n66 |
| Receiver on (Head) | 16.2 | 16.7 | 18.2 | 20.5 |
| Receiver off (Body-worn 1.5cm) | 19.7 | 20.7 | 20.7 | 23 |
| Receiver off (Body-worn 1.0cm) | 18.2 | 19.2 | 19.2 | 23 |

| Ant 4 Antenna Max Power (dBm) | | | | |
|--|-------|--------|--------|--------|
| Power scenario | 5G n7 | 5G n38 | 5G n41 | 5G n66 |
| Receiver on (Head) | 17.2 | 17.2 | 16.7 | 18.5 |
| Receiver off (Body-worn 1.5cm) | 21.2 | 22.2 | 22.2 | 21 |
| Receiver off (Body-worn 1.0cm) | 19.7 | 20.7 | 20.7 | 19.5 |
| Receiver off (Body-worn 0cm) | - | - | - | - |
| Simultaneous with WiFi Receiver on (Head) | 15.2 | 15.2 | 15.2 | 16.5 |
| Simultaneous with WiFi Receiver on (Body-worn 1.0cm) | - | 18.7 | 18.7 | - |

| Ant 5 Antenna Max Power (dBm) | | | | |
|--|-------|--------|--------|--------|
| Power scenario | 5G n7 | 5G n38 | 5G n41 | 5G n66 |
| Receiver on (Head) | 18.7 | 17.2 | 17.5 | 18.5 |
| Receiver off (Body-worn 1.5cm) | 22.7 | 20.7 | 21 | 23.5 |
| Receiver off (Body-worn 1.0cm) | 20.7 | 19.2 | 19.5 | 23.5 |
| Receiver off (Body-worn 0cm) | - | - | - | - |
| Simultaneous with WiFi Receiver on (Head) | - | - | - | - |
| Simultaneous with WiFi Receiver on (Body-worn 1.0cm) | - | - | - | 20.5 |

7.6 INQUIRY FOR CE MTK DUTY CYCLE SAR TEST PLAN

Currently, we plan to introduce MTK Duty Cycle technology into our mobile phone products. This technology can significantly improve OTA performance while meeting SAR compliance. MTK Duty Cycle technology is applied to NR TDD frequency band, and the conducted power under specific Duty Cycle is compensated according to the following table lookup method in the case of different Duty Cycle stages.

In this technology, the duty cycle is divided into 10 sections, and the power boost in different sections is inconsistent, but the power boost in the same section is consistent. The division of duty cycle sections and power boost levels are shown below.

| No. | Duty Cycle range | Power Boost(dB) |
|-----|---------------------|-----------------|
| 1 | $0% < x \leq 11%$ | 9.5 |
| 2 | $11% < x \leq 21%$ | 6.7 |
| 3 | $21% < x \leq 31%$ | 5.0 |
| 4 | $31% < x \leq 41%$ | 3.8 |
| 5 | $41% < x \leq 51%$ | 2.9 |
| 6 | $51% < x \leq 61%$ | 2.1 |
| 7 | $61% < x \leq 71%$ | 1.4 |
| 8 | $71% < x \leq 81%$ | 0.9 |
| 9 | $81% < x \leq 91%$ | 0.4 |
| 10 | $91% < x \leq 100%$ | 0.0 |

Testing strategy:

This technology is used in NR TDD frequency band, and the detailed test strategy is as follows:

1. Considering the testing capability of various callbox in the current industry, three duty cycles of 21.40%, 41.40% and 61.40% are selected for power verification, and the traversal method are as follows:
 - 1) frequency band: verify all NR TDD frequency bands.
 - 2) Antenna: Verify all transmitting antennas in each frequency band.
 - 3) DSI: verify DSI of all scenarios.
 - 4) Bandwidth, modulation, channel, RB: verify the maximum bandwidth, DFT-s-OFDM QPSK modulation, intermediate channel, Inner RB
2. The signaling power tested under each duty cycle is uniformly converted into the signaling average power under 100% duty cycle. If the signaling average power is not more than 100% Duty Cycle FTM mode power of 0.25dB and above, and the 10-g reported SAR is ≤ 1.2 W/kg, only the SAR of 100% Duty Cycle FTM mode will be tested, otherwise, the SAR test under the corresponding duty cycle will be added.
3. If the same antenna supports SA and NSA modes, and they share the same PA and TX path, only SA mode will be verified. Otherwise, verify SAR separately.

The power test data and SAR test data please refer to section 7 and 8.

7.7 SAR TEST CONFIGURATION

7.7.1 GSM TEST CONFIGURATION

SAR tests for GSM850 and GSM1900, a communication link is set up with a base station by air link. Using 8960 Series the power lever is set to “5” and “0” in SAR of GSM850 and GSM1900. The tests in the band of GSM850 and GSM1900 are performed in the mode of GPRS/EGPRS function. Since the GPRS class is 12 for this EUT, it has at most 4 timeslots in uplink and at most 4 timeslots in downlink, the maximum total timeslot is 5. The EGPRS class is 12 for this EUT, it has at most 4 timeslots in uplink, and at most 4 timeslots in downlink, the maximum total timeslot is 5.

When SAR tests for EGPRS mode is necessary, GMSK modulation should be used to minimize SAR measurement error due to higher peak-to-average power (PAR) ratios inherent in 8PSK.

According to specification 3GPP TS 51.010, the maximum power of the GSM can do the power reduction for the multi-slot.

The allowed power reduction in the multi-slot configuration is as following:

| Number of timeslots in uplink assignment | | Reduction of maximum output power (dB) | | |
|--|------------|--|--------------|---------------|
| Band | Time Slots | GPRS (GMSK) | EGPRS (GMSK) | EGPRS (8PSK) |
| GSM850 | 1 TX slot | 0.0 | 0.0 | 6.4 |
| | 2 TX slots | 3.0 | 3.0 | 9.4 |
| | 3 TX slots | 4.8 | 4.8 | 11.2 |
| | 4 TX slots | 6.0 | 6.0 | 12.4 |
| GSM1900 | 1 TX slot | 0.0 | 0.0 | 4.3 |
| | 2 TX slots | 3.0 | 3.0 | 7.3 |
| | 3 TX slots | 4.8 | 4.8 | 9.1 |
| | 4 TX slots | 6.0 | 6.0 | 10.3 |

7.7.2 UMTS TEST CONFIGURATION

1. Output Power Verification

Maximum output power is verified on the High, Middle and Low channels according to the procedures description in section 5.2 of 3GPP TS 34.121, using the appropriate RMC or AMR with TPC (transmit power control) set to all “1s” for WCDMA/HSDPA or by applying the required inner loop power control procedures to maintain maximum output power while HSUPA is active. Result for all applicable physical channel configurations (DPCCH, DPDCHn and spreading codes, HSDPA, HSPA) should be tabulated in the SAR report. All configuration that are not supported by the DUT or cannot be measured due to technical or equipment limitation should be clearly identified.

2. WCDMA

(1) Head SAR Measurements

SAR for next to ear head exposure is measured using a 12.2 kbps RMC with TPC bits configured to all “1s”. The 3G SAR test reduction procedure is applied to AMR configurations with 12.2 kbps RMC as the primary mode. Otherwise, SAR is measured for 12.2 kbps AMR with 3.4kbps SRB (signaling radio bearer) using the highest reported SAR configuration in 12.2 kbps RMC for head exposure.

(2) Body SAR Measurements

SAR for body-worn accessory is measured using the 12.2 kbps RMC with the TPC bits configured to all “1s”. The 3G SAR test reduction procedure is applied to other spreading codes and multiple DPDCHn configurations supported by handset with 12.2 kbps RMC as the primary mode.

3. HSDPA

SAR for body exposure configurations is measured according to the “Body SAR Measurements” procedures of 3G device. When the maximum output power and tune-up tolerance specified for production units in a secondary mode is $\leq \frac{1}{4}$ dB higher than the primary mode or when the highest reported SAR of the primary mode is scaled by the ratio of specified maximum output power and tune-up tolerance of secondary to primary mode and the adjusted SAR is $\leq 1.2W/kg$, SAR measurement is not required for the secondary mode. This is referred to as the 3G SAR test reduction procedure in the following SAR test guidance, where the primary mode is identified in the applicable wireless mode test procedures and the secondary mode is wireless mode being considered for SAR test reduction by that procedure. When the 3G SAR test reduction procedure is not satisfied, it is identified as “otherwise” in the applicable procedures; SAR measurement is required for the secondary mode.

Per KDB941225 D01, the 3G SAR test reduction procedure is applied to HSDPA body configurations with 12.2 kbps RMC as the primary mode. Otherwise, SAR is measured for HSDPA using the HSDPA body SAR procedures for the highest reported SAR body exposure configuration in 12.2 kbps RMC.

HSDPA should be configured according to UE category of a test device. The number of HS-DSCH/HS-PDSCHs, HAPRQ processes, minimum inter-TTI interval, transport block sizes and RV coding sequence are defined by the H-set. To maintain a consistent test configuration and stable transmission condition, QPSK is used in the H-set for SAR testing. HS-DPCCH should be configured with a CQI feedback cycle of 4ms with a CQI repetition factor of 2 to maintain a constant rate of active CQI slots. The β_c and β_d gain factors for DPCCH and DPDCH were set according to the values in the below table, β_{hs} for HS-DPCCH is set automatically to the correct value when ΔACK , $\Delta NACK$, $\Delta CQI = 8$. The variation of the β_c / β_d ratio causes a power reduction at sub-tests 2 - 4.

| Sub-test ^o | β_c ^o | β_d ^o | β_d (SF) ^o | β_c / β_d ^o | β_{hs} (1) ^o | CM(dB)(2) ^o | MPR (dB) ^o |
|-----------------------|------------------------|------------------------|-----------------------------|----------------------------------|-------------------------------|------------------------|-----------------------|
| 1 ^o | 2/15 ^o | 15/15 ^o | 64 ^o | 2/15 ^o | 4/15 ^o | 0.0 ^o | 0 ^o |
| 2 ^o | 12/15(3) ^o | 15/15(3) ^o | 64 ^o | 12/15(3) ^o | 24/15 ^o | 1.0 ^o | 0 ^o |
| 3 ^o | 15/15 ^o | 8/15 ^o | 64 ^o | 15/8 ^o | 30/15 ^o | 1.5 ^o | 0.5 ^o |
| 4 ^o | 15/15 ^o | 4/15 ^o | 64 ^o | 15/4 ^o | 30/15 ^o | 1.5 ^o | 0.5 ^o |

Note 1: ΔACK , $\Delta NACK$ and $\Delta CQI = 8$ $A_{hs} = \beta_{hs} / \beta_c = 30/15$ $\beta_{hs} = 30/15 * \beta_c$

Note 2: CM=1 for $\beta_c / \beta_d = 12/15$, $\beta_{hs} / \beta_c = 24/15$. For all other combinations of DPDCH, DPCCH and HS-DPCCH the MPR is based on the relative CM difference. This is applicable for only UEs that support HSDPA in release 6 and later releases.

Note 3: For subtest 2 the β_c / β_d ratio of 12/15 for the TFC during the measurement period (TF1, TF0) is achieved by setting the signalled gain factors for the reference TFC (TF1, TF1) to $\beta_c = 11/15$ and $\beta_d = 15/15$

The measurements were performed with a Fixed Reference Channel (FRC) and H-Set 1 QPSK.

Settings of required H-Set 1 QPSK acc. to 3GPP 34.121

| Parameter | Value |
|----------------------------------|-------------|
| Nominal average inf. bit rate | 534 kbit/s |
| Inter-TTI Distance | 3 TTI"s |
| Number of HARQ Processes | 2 Processes |
| Information Bit Payload | 3202 Bits |
| MAC-d PDU size | 336 Bits |
| Number Code Blocks | 1 Block |
| Binary Channel Bits Per TTI | 4800 Bits |
| Total Available SMLs in UE | 19200 SMLs |
| Number of SMLs per HARQ Process | 9600 SMLs |
| Coding Rate | 0.67 |
| Number of Physical Channel Codes | 5 |

HSDPA UE category

| HS-DSCH Category | Maximum HS-DSCH Codes Received | Minimum Inter-TTI Interval | Maximum HS-DSCH Transport Block Bits/HS-DSCH TTI | Total Soft Channel Bits |
|------------------|--------------------------------|----------------------------|--|-------------------------|
| 1 | 5 | 3 | 7298 | 19200 |
| 2 | 5 | 3 | 7298 | 28800 |
| 3 | 5 | 2 | 7298 | 28800 |
| 4 | 5 | 2 | 7298 | 38400 |
| 5 | 5 | 1 | 7298 | 57600 |
| 6 | 5 | 1 | 7298 | 67200 |
| 7 | 10 | 1 | 14411 | 115200 |
| 8 | 10 | 1 | 14411 | 134400 |
| 9 | 15 | 1 | 25251 | 172800 |
| 10 | 15 | 1 | 27952 | 172800 |
| 11 | 5 | 2 | 3630 | 14400 |
| 12 | 5 | 1 | 3630 | 28800 |
| 13 | 15 | 1 | 34800 | 259200 |
| 14 | 15 | 1 | 42196 | 259200 |
| 15 | 15 | 1 | 23370 | 345600 |
| 16 | 15 | 1 | 27952 | 345600 |

4. HSUPA

SAR for Body exposure configurations is measured according to the “Body SAR Measurements” procedures of 3G device. When the maximum output power and tune-up tolerance specified for production units in a secondary mode is $\leq \frac{1}{4}$ dB higher than the primary mode or when the highest reported SAR of the primary mode is scaled by the ratio of specified maximum output power and tune-up tolerance of secondary to primary mode and the adjusted SAR is $\leq 1.2W/kg$, SAR measurement is not required for the secondary mode.

Per KDB941225 D01, the 3G SAR test reduction procedures is applied to HSPA (HSUPA/HSDPA with RMC) body configurations with 12.2 kbps RMC as the primary mode. Otherwise, SAR is measured for HSPA using the HSPA body SAR procedures for the highest reported body exposure SAR configuration in 12.2 kbps RMC.

Due to inner loop power control requirements in HSUPA, a commercial communication test set should be used for the output power and SAR tests. The 12.2 kbps RMC, FRC H-set 1 and E-DCH configurations for HSDPA should be configured according to the values indicated below as well as other applicable procedures described in the “WCDMA Handset” and “Release 5 HSDPA Data Device” sections of 3G device.

Subtests for WCDMA Release 6 HSUPA

| Sub-test [⊖] | β_c [⊖] | β_d [⊖] | β_d (SF) [⊖] | β_c/β_d [⊖] | $\beta_{hs}^{(1)}$ [⊖] | β_{ec} [⊖] | β_{ed} [⊖] | β_c (SF) [⊖] | β_{ed} [⊖] (code) [⊖] | CM ⁽²⁾ [⊖] (dB) [⊖] | MP R [⊖] (dB) [⊖] | AG ⁽⁴⁾ Index [⊖] | E-TFC I [⊖] |
|-----------------------|-----------------------------------|-----------------------------------|-----------------------------|-----------------------------------|---------------------------------|---------------------------|--|-----------------------------|---|--|-------------------------------------|--------------------------------------|----------------------|
| 1 [⊖] | 11/15 ⁽³⁾ [⊖] | 15/15 ⁽³⁾ [⊖] | 64 [⊖] | 11/15 ⁽³⁾ [⊖] | 22/15 [⊖] | 209/225 [⊖] | 1039/225 [⊖] | 4 [⊖] | 1 [⊖] | 1.0 [⊖] | 0.0 [⊖] | 20 [⊖] | 75 [⊖] |
| 2 [⊖] | 6/15 [⊖] | 15/15 [⊖] | 64 [⊖] | 6/15 [⊖] | 12/15 [⊖] | 12/15 [⊖] | 94/75 [⊖] | 4 [⊖] | 1 [⊖] | 3.0 [⊖] | 2.0 [⊖] | 12 [⊖] | 67 [⊖] |
| 3 [⊖] | 15/15 [⊖] | 9/15 [⊖] | 64 [⊖] | 15/9 [⊖] | 30/15 [⊖] | 30/15 [⊖] | $\beta_{ed1}:47/15$ [⊖] $\beta_{ed2}:47/15$ [⊖] | 4 [⊖] | 2 [⊖] | 2.0 [⊖] | 1.0 [⊖] | 15 [⊖] | 92 [⊖] |
| 4 [⊖] | 2/15 [⊖] | 15/15 [⊖] | 64 [⊖] | 2/15 [⊖] | 4/15 [⊖] | 2/15 [⊖] | 56/75 [⊖] | 4 [⊖] | 1 [⊖] | 3.0 [⊖] | 2.0 [⊖] | 17 [⊖] | 71 [⊖] |
| 5 [⊖] | 15/15 ⁽⁴⁾ [⊖] | 15/15 ⁽⁴⁾ [⊖] | 64 [⊖] | 15/15 ⁽⁴⁾ [⊖] | 30/15 [⊖] | 24/15 [⊖] | 134/15 [⊖] | 4 [⊖] | 1 [⊖] | 1.0 [⊖] | 0.0 [⊖] | 21 [⊖] | 81 [⊖] |

Note 1: ΔACK , $\Delta NACK$ and $\Delta CQI = 8$ $A_{hs} = \beta_{hs}/\beta_c = 30/15$ $\beta_{hs} = 30/15 * \beta_c$

Note 2: CM = 1 for $\beta_c/\beta_d = 12/15$, $\beta_{hs}/\beta_c = 24/15$. For all other combinations of DPDCH, DPCCH, HS-DPCCH, E-DPDCH and E-DPCCH the MPR is based on the relative CM difference.

Note 3 : For subtest 1 the β_c/β_d ratio of 11/15 for the TFC during the measurement period (TF1, TF0) is achieved by setting the signalled gain factors for the reference TFC (TF1, TF1) to $\beta_c = 10/15$ and $\beta_d = 15/15$

Note 4 : For subtest 5 the β_c/β_d ratio of 15/15 for the TFC during the measurement period (TF1, TF0) is achieved by setting the signalled gain factors for the reference TFC (TF1, TF1) to $\beta_c = 14/15$ and $\beta_d = 15/15$

Note 5 : Testing UE using E-DPDCH Physical Layer category 1 Sub-test 3 is not required according to TS 25.306 Table 5.1g

Note 6: β_{ed} can not be set directly; it is set by Absolute Grant Value.

HSUPA UE category

| UE E-DCH Category | Maximum E-DCH Codes Transmitted | Number of HARQ Processes | E-DCH TTI(ms) | Minimum Spreading Factor | Maximum E-DCH Transport Block Bits | Max Rate (Mbps) |
|-------------------|---------------------------------|--------------------------|---------------|--------------------------|------------------------------------|-----------------|
| 1 | 1 | 4 | 10 | 4 | 7110 | 0.7296 |
| 2 | 2 | 8 | 2 | 4 | 2798 | 1.4592 |
| | 2 | 4 | 10 | 4 | 14484 | |
| 3 | 2 | 4 | 10 | 4 | 14484 | 1.4592 |
| 4 | 2 | 8 | 2 | 2 | 5772 | 2.9185 |
| | 2 | 4 | 10 | 2 | 20000 | 2.00 |
| 5 | 2 | 4 | 10 | 2 | 20000 | 2.00 |
| 6 (No DPDCH) | 4 | 8 | 10 | 2SF2&2SF4 | 11484 | 5.76 |
| | 4 | 4 | 2 | | 20000 | 2.00 |
| 7 (No DPDCH) | 4 | 8 | 2 | 2SF2&2SF4 | 22996 | ? |
| | 4 | 4 | 10 | | 20000 | ? |

NOTE: When 4 codes are transmitted in parallel, two codes shall be transmitted with SF2 and two with SF4. UE categories 1 to 6 support QPSK only. UE category 7 supports QPSK and 16QAM. (TS25.306-7.3.0).

5. DC-HSDPA

SAR is required for Rel. 8 DC-HSDPA when SAR is required for Rel.5 HSDPA; otherwise, the 3G SAR test reduction procedure is applied to DC-HSDPA with 12.2 kbps RMC as the primary mode. Power is measured for DC-HSDPA according to the H-Set 12, FRC configuration in Table C.8.1.12 of 3GPP TS 34.121-1 to determine SAR test reduction. A primary and a Second serving HS-DSCH cell are required to perform the power measurement and for the results to be acceptable.

The following tests were completed according to procedures in section 7.3.13 of 3GPP TS 34.108 v9.5.0. A summary of these settings are illustrated below:

Downlink Physical Channels are set as per 3GPP TS34.121-1 v9.0.0 E.5.0 Levels for HSDPA connection setup

| Parameter During Connection setup | Unit | Value |
|--------------------------------------|------|-------|
| P-CPICH_Ec/Ior | dB | -10 |
| P-CCPCH and SCH_Ec/Ior | dB | -12 |
| PICH_Ec/Ior | dB | -15 |
| HS-PDSCH | dB | off |
| HS-SCCH_1 | dB | off |
| DPCH_Ec/Ior | dB | -5 |
| OCNS_Ec/Ior | dB | -3.1 |

Call is set up as per 3GPP TS34.108 v9.5.0 sub clause 7.3.13

The configurations of the fixed reference channels for HSDPA RF tests are described in 3GPP TS 34.121, annex C for FDD and 3GPP TS 34.122.

The measurements were performed with a Fixed Reference Channel (FRC) H-Set 12 with QPSK

| Parameter | Value |
|----------------------------------|-------------|
| Nominal average inf. bit rate | 60 kbit/s |
| Inter-TTI Distance | 1 TTI"s |
| Number of HARQ Processes | 6 Processes |
| Information Bit Payload | 120 Bits |
| Number Code Blocks | 1 Block |
| Binary Channel Bits Per TTI | 960 Bits |
| Total Available SMLs in UE | 19200 SMLs |
| Number of SMLs per HARQ Process | 3200 SMLs |
| Coding Rate | 0.15 |
| Number of Physical Channel Codes | 1 |

Note:

1.The RMC is intended to be used for DC-HSDPA mode and both cells shall transmit with identical parameters as listed in the table above.

2.Maximum number of transmission is limited to 1,i.e.,retransmission is not allowed. The redundancy and constellation version 0 shall be used.

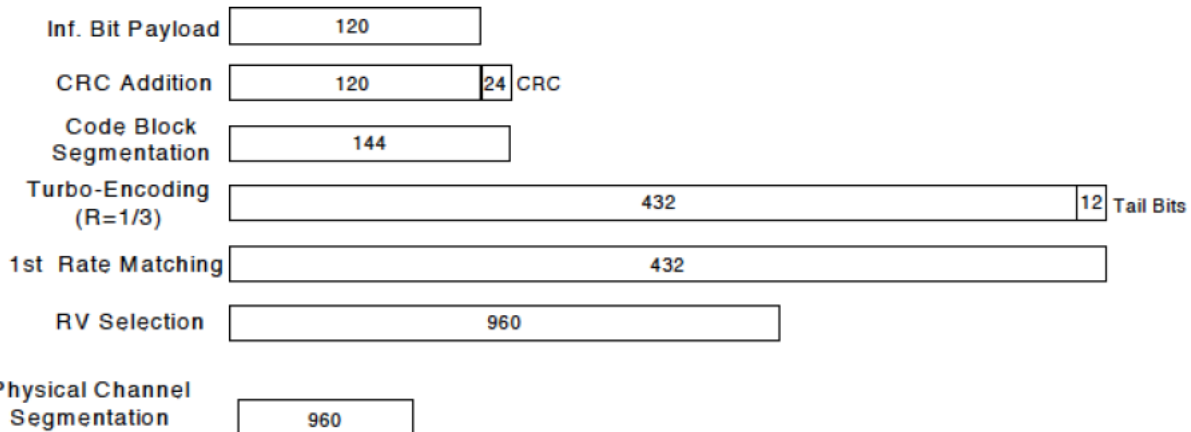


Figure C.8.19: Coding rate for Fixed reference Channel H-Set 12 (QPSK)

The following 4 Sub-tests for HSDPA were completed according to Release 5 procedures. A summary of subtest settings are illustrated below:

| Sub-test ^o | β_c ^o | β_d ^o | β_d (SF) ^o | β_c/β_d ^o | $\beta_{hs}(1)$ ^o | CM(dB)(2) ^o | MPR (dB) ^o |
|-----------------------|------------------------|------------------------|-----------------------------|--------------------------------|------------------------------|------------------------|-----------------------|
| 1 ^o | 2/15 ^o | 15/15 ^o | 64 ^o | 2/15 ^o | 4/15 ^o | 0.0 ^o | 0 ^o |
| 2 ^o | 12/15(3) ^o | 15/15(3) ^o | 64 ^o | 12/15(3) ^o | 24/15 ^o | 1.0 ^o | 0 ^o |
| 3 ^o | 15/15 ^o | 8/15 ^o | 64 ^o | 15/8 ^o | 30/15 ^o | 1.5 ^o | 0.5 ^o |
| 4 ^o | 15/15 ^o | 4/15 ^o | 64 ^o | 15/4 ^o | 30/15 ^o | 1.5 ^o | 0.5 ^o |

Note 1: Δ ACK, Δ NACK and Δ CQI=8 $A_{hs} = \beta_{hs}/\beta_c = 30/15$ $\beta_{hs} = 30/15 * \beta_c$

Note 2: CM=1 for $\beta_c/\beta_d = 12/15$, $\beta_{hs}/\beta_c = 24/15$. For all other combinations of DPDCH, DPCCCH and HS-DPCCCH the MPR is based on the relative CM difference. This is applicable for only UEs that support HSDPA in release 6 and later releases.

Note 3: For subtest 2 the β_c/β_d ratio of 12/15 for the TFC during the measurement period (TF1, TF0) is achieved by setting the signalled gain factors for the reference TFC (TF1, TF1) to $\beta_c = 11/15$ and $\beta_d = 15/15$

Up commands are set continuously to set the UE to Max power.

6. HSPA+

An E-DCH call is set up according to TS 34.108 [3] 7.3.9 with the following exceptions in the RADIO BEARER SETUP messages. These exceptions allow the beta values to be set according to table C.11.1.4 and each UL physical channel to be at constant power at the start of the measurement. RF parameters are set up according to table E.5.A.1. Settings for the serving cell are defined in table 5.2E.4. Uplink SRB for DCCH mapped on E-DCH and downlink SRB for DCCH on DCH. E-DCH is configured with 2ms TTI.

Table C.11.1.4: β values for transmitter characteristics tests with HS-DPCCH and E-DCH with 16QAM

| Sub-test | β_c (Note3) | β_d | β_{HS} (Note1) | β_{ec} | β_{ed} (2xSF2) (Note 4) | β_{ed} (2xSF4) (Note 4) | CM (dB) (Note 2) | MPR (dB) (Note 2) | AG Index (Note 4) | E-TFCI (Note 5) | E-TFCI (boost) |
|----------|----------------------|-----------|-------------------------|--------------|--|--|------------------------|-------------------------|-------------------------|--------------------|-------------------|
| 1 | 1 | 0 | 30/15 | 30/15 | β_{ed1} : 30/15 β_{ed2} : 30/15 | β_{ed3} : 24/15 β_{ed4} : 24/15 | 3.5 | 2.5 | 14 | 105 | 105 |

Note 1: $\Delta_{ACK}, \Delta_{NACK}$ and $\Delta_{CQI} = 30/15$ with $\beta_{HS} = 30/15 * \beta_c$.

Note 2: CM = 3.5 and the MPR is based on the relative CM difference, MPR = MAX(CM-1,0).

Note 3: DPDCH is not configured, therefore the β_c is set to 1 and $\beta_d = 0$ by default.

Note 4: β_{ed} can not be set directly; it is set by Absolute Grant Value.

Note 5: All the sub-tests require the UE to transmit 2SF2+2SF4 16QAM EDCH and they apply for UE using E-DPDCH category 7. E-DCH TTI is set to 2ms TTI and E-DCH table index = 2. To support these E-DCH configurations DPDCH is not allocated. The UE is signaled to use the extrapolation algorithm.

Note:

1. The Dual Carriers transmission support HSDPA and HSUPA physical channels.
2. The Dual Carriers belong to the same Node and are on adjacent carriers.
3. The Dual Carriers do not support MIMO to serve UEs configured for dual cell operation.
4. The Dual Carriers operate in the same frequency band.
5. The device doesn't support the modulation of 16QAM in uplink but 64QAM in downlink for DC-HSDPA mode.
6. The device doesn't support carrier aggregation for it just can operate in Release 8.

7.7.3 LTE TEST CONFIGURATION

SAR for LTE band exposure configurations is measured according to the procedures of KDB 941225 D05 SAR for LTE Devices. The CMW500 Wide Band Radio Communication Tester was used for LTE output power measurements and SAR testing. Closed loop power control was used so the UE transmits with maximum output power during SAR testing. SAR test were performed with the same number of RB and RB offsets transmitting on all TTI frames (Maximum TTI).

1. Spectrum Plots for RB configurations

A properly configured base station simulator was used for LTE output power measurements and SAR testing. Therefore, spectrum plots for RB configurations were not required to be included in this report.

2. MPR

When MPR is implemented permanently within the UE, regardless of network requirements, only those RB configurations allowed by 3GPP for the channel bandwidth and modulation. Combinations may be tested with MPR active. Configurations with RB allocations less than the RB thresholds required by 3GPP must be tested without MPR.

The allowed Maximum Power Reduction (MPR) for the maximum output power due to higher order modulation and transmit bandwidth configuration (resource blocks) is specified in Table 6.2.3-1 of the 3GPP TS36.101:

Table 6.2.3-1: Maximum Power Reduction (MPR) for Power Class 3

| Modulation | Channel bandwidth / Transmission bandwidth (N_{RB}) | | | | | | MPR (dB) |
|------------|---|------------|----------|-----------|-----------|-----------|----------|
| | 1.4 MHz | 3.0 MHz | 5 MHz | 10 MHz | 15 MHz | 20 MHz | |
| QPSK | > 5 | > 4 | > 8 | > 12 | > 16 | > 18 | ≤ 1 |
| 16 QAM | ≤ 5 | ≤ 4 | ≤ 8 | ≤ 12 | ≤ 16 | ≤ 18 | ≤ 1 |
| 16 QAM | > 5 | > 4 | > 8 | > 12 | > 16 | > 18 | ≤ 2 |

3. A-MPR

A-MPR (Additional MPR) has been disabled for all SAR tests by using Network Signalling Value of "NS_01" on the base station simulator.

4. LTE procedures for SAR testing

A) Largest channel bandwidth standalone SAR test requirements

i) QPSK with 1 RB allocation

Start with the largest channel bandwidth and measure SAR for QPSK with 1 RB allocation, using the RB offset and required test channel combination with the highest maximum output power for RB offsets at the upper edge, middle and lower edge of each required test channel. When the reported SAR is ≤ 0.8 W/kg, testing of the remaining RB offset configurations and required test channels is not required for 1 RB allocation; otherwise, SAR is required for the remaining required test channels and only for the RB offset configuration with the highest output power for that channel. When the reported SAR of a required test channel is > 1.45 W/kg, SAR is required for all three RB offset configurations for that required test channel.

ii) QPSK with 50% RB allocation

The procedures required for 1 RB allocation in i) are applied to measure the SAR for QPSK with 50% RB allocation.

iii) QPSK with 100% RB allocation

For QPSK with 100% RB allocation, SAR is not required when the highest maximum output power for 100 % RB allocation is less than the highest maximum output power in 50% and 1 RB allocations and the highest reported SAR for 1 RB and 50% RB allocation in i) and ii) are ≤ 0.8 W/kg. Otherwise, SAR is measured for the highest output power channel and if the reported SAR is > 1.45 W/kg, the remaining required test channels must also be tested.

iv) Higher order modulations

For each modulation besides QPSK; e.g., 16-QAM, 64-QAM, apply the QPSK procedures in above sections to determine the QAM configurations that may need SAR measurement. For each configuration identified as required for testing, SAR is required only when the highest maximum output power for the configuration in the higher order modulation is $> \frac{1}{2}$ dB higher than the same configuration in QPSK or when the reported SAR for the QPSK configuration is > 1.45 W/kg.

B) Other channel bandwidth standalone SAR test requirements

For the other channel bandwidths used by the device in a frequency band, apply all the procedures required for the largest channel bandwidth in section A) to determine the channels and RB configurations that need SAR testing and only measure SAR when the highest maximum output power of a configuration requiring testing in the smaller channel bandwidth is $> \frac{1}{2}$ dB higher than the equivalent channel configurations in the largest channel bandwidth configuration or the reported SAR of a configuration for the largest channel bandwidth is > 1.45 W/kg.

LTE (TDD) Test Configuration

According to KDB 941225 D05 SAR for LTE Devices V02r05, for Time-Division Duplex (TDD) systems, SAR must be tested using a fixed periodic duty factor according to the highest transmission duty factor implemented for the device and supported by the defined 3GPP LTE TDD configurations.

TDD LTE B38/41 supports 3GPP TS 36 for Time-Division Duplex (TDD) systems, SAR must be tested using a fixed periodic duty factor according to the highest transmission duty factor implemented for the device and supported by the defined 3GPP LTE TDD configurations.

TDD LTE B38/41 supports 3GPP TS 36.211 section 4.2 for Type 2 Frame Structure and Table 4.2-2 for uplink-downlink configurations and Table 4.2-1 for Special subframe configurations.

Figure 4.2-1: Frame structure type 2

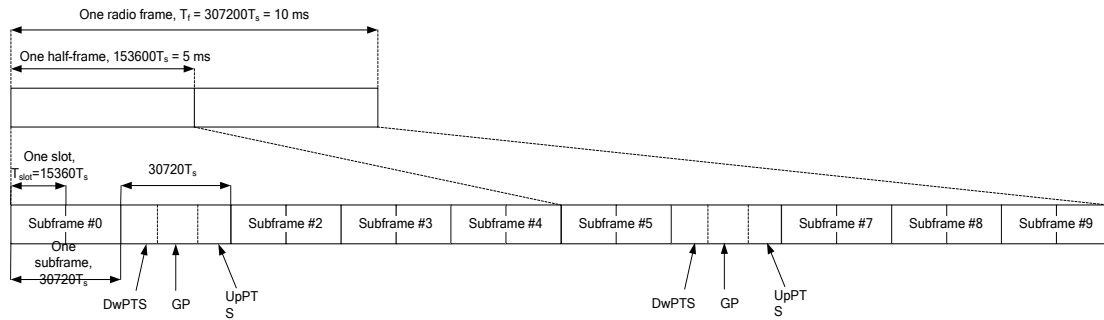


Table 4.2-1: Configuration of special subframe (lengths of DwPTS/GP/UpPTS)

| Special subframe configuration | Normal cyclic prefix in downlink | | | Extended cyclic prefix in downlink | | |
|--------------------------------|----------------------------------|--------------------------------|----------------------------------|------------------------------------|--------------------------------|----------------------------------|
| | DwPTS | UpPTS | | DwPTS | UpPTS | |
| | | Normal cyclic prefix in uplink | Extended cyclic prefix in uplink | | Normal cyclic prefix in uplink | Extended cyclic prefix in uplink |
| 0 | $6592 \cdot T_s$ | $2192 \cdot T_s$ | $2560 \cdot T_s$ | $7680 \cdot T_s$ | $2192 \cdot T_s$ | $2560 \cdot T_s$ |
| 1 | $19760 \cdot T_s$ | | | $20480 \cdot T_s$ | | |
| 2 | $21952 \cdot T_s$ | | | $23040 \cdot T_s$ | | |
| 3 | $24144 \cdot T_s$ | | | $25600 \cdot T_s$ | | |
| 4 | $26336 \cdot T_s$ | | | $7680 \cdot T_s$ | $4384 \cdot T_s$ | $5120 \cdot T_s$ |
| 5 | $6592 \cdot T_s$ | $20480 \cdot T_s$ | | | | |
| 6 | $19760 \cdot T_s$ | $23040 \cdot T_s$ | | | | |
| 7 | $21952 \cdot T_s$ | $12800 \cdot T_s$ | | | | |
| 8 | $24144 \cdot T_s$ | - | - | - | | |
| 9 | $13168 \cdot T_s$ | - | - | - | - | |

Table 4.2-2: Uplink-downlink configurations

| Uplink-downlink configuration | Downlink-to-Uplink Switch-point periodicity | Subframe number | | | | | | | | | |
|-------------------------------|---|-----------------|---|---|---|---|---|---|---|---|---|
| | | 0 | 1 | 2 | 3 | 4 | 5 | 6 | 7 | 8 | 9 |
| 0 | 5 ms | D | S | U | U | U | D | S | U | U | U |
| 1 | 5 ms | D | S | U | U | D | D | S | U | U | D |
| 2 | 5 ms | D | S | U | D | D | D | S | U | D | D |
| 3 | 10 ms | D | S | U | U | U | D | D | D | D | D |
| 4 | 10 ms | D | S | U | U | D | D | D | D | D | D |
| 5 | 10 ms | D | S | U | D | D | D | D | D | D | D |
| 6 | 5 ms | D | S | U | U | U | D | S | U | U | D |

According to Figure 4.2-1, one radio frame is configured by 10 subframes, which consist of Uplink-subframe, Downlink-subframe and Special subframe. For TDD-LTE, the Duty Cycle should be calculated on Uplink-subframes and Special subframes, due to Special subframe containing both Uplink transmissions. So for one radio frame, Duty Cycle can be calculated with formula as below. The count of Uplink subframes are according to Table 4.2-2:

$$\text{Duty cycle} = \frac{(30720T_s * \text{Ups} + \text{Uplink Component} * \text{Specials})}{(307200T_s)}$$

About the uplink component of Special subframes, we can figure out by Table 4.2-1:

$$\text{Uplink Component} = \text{UpPTS}$$

In conclusion, for the TDD LTE B38/41, Duty Cycle can be calculated with formula as below. All these sets are ok when we test, or we can set as below.

$$\text{Duty cycle} = \frac{[(30720T_s * \text{Ups}) + \text{UpPTS} * \text{Specials}]}{(307200T_s)}$$

And we can get different Duty cycles under different configurations:

| Uplink-downlink configuration | Subframe number | | | Configuration of special subframe | | | | | | | |
|-------------------------------|-----------------|---|---|-----------------------------------|-------------------|----------------------------------|-------------------|------------------------------------|-------------------|----------------------------------|-------------------|
| | | | | Normal cyclic prefix in downlink | | | | Extended cyclic prefix in downlink | | | |
| | D | S | U | Normal cyclic prefix in uplink | | Extended cyclic prefix in uplink | | Normal cyclic prefix in uplink | | Extended cyclic prefix in uplink | |
| | | | | configuration 0-4 | configuration 5-9 | configuration 0-4 | configuration 5-9 | configuration 0-3 | configuration 4-7 | configuration 0-3 | configuration 4-7 |
| 0 | 2 | 2 | 6 | 61.43% | 62.85% | 61.67% | 63.33% | 61.43% | 62.85% | 61.67% | 63.33% |
| 1 | 4 | 2 | 4 | 41.43% | 42.85% | 41.67% | 43.33% | 41.43% | 42.85% | 41.67% | 43.33% |
| 2 | 6 | 2 | 2 | 21.43% | 22.85% | 21.67% | 23.33% | 21.43% | 22.85% | 21.67% | 23.33% |
| 3 | 6 | 1 | 3 | 30.71% | 31.43% | 30.83% | 31.67% | 30.71% | 31.43% | 30.83% | 31.67% |
| 4 | 7 | 1 | 2 | 20.71% | 21.43% | 20.83% | 21.67% | 20.71% | 21.43% | 20.83% | 21.67% |
| 5 | 8 | 1 | 1 | 10.71% | 11.43% | 10.83% | 11.67% | 10.71% | 11.43% | 10.83% | 11.67% |
| 6 | 3 | 2 | 5 | 51.43% | 52.85% | 51.67% | 53.33% | 51.43% | 52.85% | 51.67% | 53.33% |

For TDD LTE, SAR should be tested with the highest transmission duty factor (63.33%) using Uplink-downlink configuration 0 and Special subframe configuration 7 for Frame structure type 2.

7.7.4 LTE CARRIER AGGREGATION POWER

LTE Rel.11 Carrier Aggregation

As the KDB 941225 D05A, when downlink carrier aggregation is active uplink maximum output power remains within the specified tune-up tolerance limits and not more than 1/4dB higher than the maximum output power measured when downlink carrier aggregation is inactive, the CA test is not required.

The LTE CA test for the worst case at highest SAR antenna of the head and body.

E-UTRA CA configurations and bandwidth combination sets defined for intra-band contiguous CA

| E-UTRA CA configuration / Bandwidth combination set | | | | | |
|---|--------------------------|---|--------------------------------------|------------------------------------|---------------------------|
| E-UTRA CA configuration | Uplink CA configurations | Component carriers in order of increasing carrier frequency | | Maximum aggregated bandwidth [MHz] | Bandwidth combination set |
| | | Channel bandwidths for carrier [MHz] | Channel bandwidths for carrier [MHz] | | |
| CA_7C | CA_7C | 15 | 15 | 40 | 0 |
| | | 20 | 20 | | |
| | | 10 | 20 | 40 | 1 |
| | | 15 | 15, 20 | | |
| | | 20 | 10, 15, 20 | | |
| CA_38C | CA_38C | 15 | 15 | 40 | 0 |
| | | 20 | 20 | | |
| CA_41C | CA_41C | 10 | 20 | 40 | 0 |
| | | 15 | 15, 20 | | |
| | | 20 | 10, 15, 20 | | |
| | | 5, 10 | 20 | 40 | 1 |
| | | 15 | 15, 20 | | |
| | | 20 | 5, 10, 15, 20 | | |
| | | 10 | 15, 20 | | |

NOTE 1: The CA configuration refers to an operating band and a CA bandwidth class specified in Table 5.6A-1 (the indexing letter). Absence of a CA bandwidth class for an operating band implies support of all classes

Note:

- 1) For the inter-band CA combinations, all the listed bands above can be used as PCC or SCC.
- 2) The channel spacing and aggregated channel bandwidth for CA are identical to the associated specification in 3GPP TS 36.101 V13.2.0.
- 3) The reference test frequencies for CA refers to 3GPP TS 36.508 V13.1.0

1. Carrier Aggregation power test results (Uplink)_Head

Ant 4

| E-UTRA CA configuration | | PCC | | | | | | SCC | | | | | | Tune-up For LTE CA TX Power | LTE CA TX Power |
|-------------------------|------|---------|------------------|------------|---------------|------------------|-----------------|---------|------------------|------------|---------------|------------------|-----------------|-----------------------------|-----------------|
| | | Band | Band width [MHZ] | Modulation | Chan nel (UL) | Frequ ency [MHZ] | RB Size/ Offset | Band | Band width [MHZ] | Modulation | Chan nel (UL) | Frequ ency [MHZ] | RB Size/ Offset | | |
| CA_7C | Low | LTE B7 | 20 | QPSK | 20850 | 2510 | 1/99 | LTE B7 | 20 | QPSK | 21048 | 2529.8 | 1/0 | 18.50 | 17.45 |
| CA_7C | Mid | LTE B7 | 20 | QPSK | 21001 | 2525.1 | 1/99 | LTE B7 | 20 | QPSK | 21199 | 2544.9 | 1/0 | 18.50 | 17.54 |
| CA_7C | High | LTE B7 | 20 | QPSK | 21152 | 2540.2 | 1/99 | LTE B7 | 20 | QPSK | 21350 | 2560 | 1/0 | 18.50 | 17.69 |
| CA_38C | Low | LTE B38 | 20 | QPSK | 37850 | 2580 | 1/99 | LTE B38 | 20 | QPSK | 38048 | 2599.8 | 1/0 | 20.50 | 19.73 |
| CA_38C | Mid | LTE B38 | 20 | QPSK | 37901 | 2585.1 | 1/99 | LTE B38 | 20 | QPSK | 38099 | 2604.9 | 1/0 | 20.50 | 19.68 |
| CA_38C | High | LTE B38 | 20 | QPSK | 37952 | 2590.2 | 1/99 | LTE B38 | 20 | QPSK | 38150 | 2610 | 1/0 | 20.50 | 19.58 |
| CA_41C | Low | LTE B41 | 20 | QPSK | 39750 | 2506 | 1/99 | LTE B41 | 20 | QPSK | 39948 | 2525.8 | 1/0 | 20.50 | 19.33 |
| CA_41C | Mid | LTE B41 | 20 | QPSK | 40521 | 2583.1 | 1/99 | LTE B41 | 20 | QPSK | 40719 | 2602.9 | 1/0 | 20.50 | 19.55 |
| CA_41C | High | LTE B41 | 20 | QPSK | 41292 | 2660.2 | 1/99 | LTE B41 | 20 | QPSK | 41490 | 2680 | 1/0 | 20.50 | 19.38 |

Note: The tested channel results are marks in bold.

2. Carrier Aggregation power test results (Uplink)_Body

Ant 4

| E-UTRA CA configuration | | PCC | | | | | | SCC | | | | | | Tune-up For LTE CA TX Power | LTE CA TX Power |
|-------------------------|------|---------|------------------|------------|---------------|------------------|-----------------|---------|------------------|------------|---------------|------------------|-----------------|-----------------------------|-----------------|
| | | Band | Band width [MHZ] | Modulation | Chan nel (UL) | Frequ ency [MHZ] | RB Size/ Offset | Band | Band width [MHZ] | Modulation | Chan nel (UL) | Frequ ency [MHZ] | RB Size/ Offset | | |
| CA_7C | Low | LTE B7 | 20 | QPSK | 20850 | 2510 | 1/99 | LTE B7 | 20 | QPSK | 21048 | 2529.8 | 1/0 | 20.50 | 19.31 |
| CA_7C | Mid | LTE B7 | 20 | QPSK | 21001 | 2525.1 | 1/99 | LTE B7 | 20 | QPSK | 21199 | 2544.9 | 1/0 | 20.50 | 19.38 |
| CA_7C | High | LTE B7 | 20 | QPSK | 21152 | 2540.2 | 1/99 | LTE B7 | 20 | QPSK | 21350 | 2560 | 1/0 | 20.50 | 19.18 |
| CA_38C | Low | LTE B38 | 20 | QPSK | 37850 | 2580 | 1/99 | LTE B38 | 20 | QPSK | 38048 | 2599.8 | 1/0 | 22.00 | 20.68 |
| CA_38C | Mid | LTE B38 | 20 | QPSK | 37901 | 2585.1 | 1/99 | LTE B38 | 20 | QPSK | 38099 | 2604.9 | 1/0 | 22.00 | 20.78 |
| CA_38C | High | LTE B38 | 20 | QPSK | 37952 | 2590.2 | 1/99 | LTE B38 | 20 | QPSK | 38150 | 2610 | 1/0 | 22.00 | 20.48 |
| CA_41C | Low | LTE B41 | 20 | QPSK | 39750 | 2506 | 1/99 | LTE B41 | 20 | QPSK | 39948 | 2525.8 | 1/0 | 22.00 | 20.46 |
| CA_41C | Mid | LTE B41 | 20 | QPSK | 40521 | 2583.1 | 1/99 | LTE B41 | 20 | QPSK | 40719 | 2602.9 | 1/0 | 22.00 | 20.57 |
| CA_41C | High | LTE B41 | 20 | QPSK | 41292 | 2660.2 | 1/99 | LTE B41 | 20 | QPSK | 41490 | 2680 | 1/0 | 22.00 | 20.32 |

Note: The tested channel results are marks in bold.

3. Carrier Aggregation power test results (Uplink)_Hotspot

Ant 4

| E-UTRA CA configuration | | PCC | | | | | | SCC | | | | | | Tune-up For LTE CA TX Power | LTE CA TX Power |
|-------------------------|------|---------|------------------|------------|---------------|------------------|-----------------|---------|------------------|------------|---------------|------------------|-----------------|-----------------------------|-----------------|
| | | Band | Band width [MHZ] | Modulation | Chan nel (UL) | Frequ ency [MHZ] | RB Size/ Offset | Band | Band width [MHZ] | Modulation | Chan nel (UL) | Frequ ency [MHZ] | RB Size/ Offset | | |
| CA_7C | Low | LTE B7 | 20 | QPSK | 20850 | 2510 | 1/99 | LTE B7 | 20 | QPSK | 21048 | 2529.8 | 1/0 | 19.00 | 18.05 |
| CA_7C | Mid | LTE B7 | 20 | QPSK | 21001 | 2525.1 | 1/99 | LTE B7 | 20 | QPSK | 21199 | 2544.9 | 1/0 | 19.00 | 18.18 |
| CA_7C | High | LTE B7 | 20 | QPSK | 21152 | 2540.2 | 1/99 | LTE B7 | 20 | QPSK | 21350 | 2560 | 1/0 | 19.00 | 18.03 |
| CA_38C | Low | LTE B38 | 20 | QPSK | 37850 | 2580 | 1/99 | LTE B38 | 20 | QPSK | 38048 | 2599.8 | 1/0 | 20.50 | 19.70 |
| CA_38C | Mid | LTE B38 | 20 | QPSK | 37901 | 2585.1 | 1/99 | LTE B38 | 20 | QPSK | 38099 | 2604.9 | 1/0 | 20.50 | 19.69 |
| CA_38C | High | LTE B38 | 20 | QPSK | 37952 | 2590.2 | 1/99 | LTE B38 | 20 | QPSK | 38150 | 2610 | 1/0 | 20.50 | 19.66 |
| CA_41C | Low | LTE B41 | 20 | QPSK | 39750 | 2506 | 1/99 | LTE B41 | 20 | QPSK | 39948 | 2525.8 | 1/0 | 20.50 | 19.53 |
| CA_41C | Mid | LTE B41 | 20 | QPSK | 40521 | 2583.1 | 1/99 | LTE B41 | 20 | QPSK | 40719 | 2602.9 | 1/0 | 20.50 | 19.46 |
| CA_41C | High | LTE B41 | 20 | QPSK | 41292 | 2660.2 | 1/99 | LTE B41 | 20 | QPSK | 41490 | 2680 | 1/0 | 20.50 | 19.45 |

Note: The tested channel results are marks in bold.

8. TEST RESULT

8.1 CONDUCTED POWER RESULTS

The conducted power measurement result please refer to Appendix E.

8.2 SAR TEST RESULTS

General Notes:

- 1) Per KDB447498 D04, all measurement SAR results are scaled to the maximum tune-up tolerance limit to demonstrate compliant.
- 2) Per KDB447498 D04, testing of other required channels within the operating mode of a frequency band is not required when the reported 1-g or 10-g SAR for the mid-band or highest output power channel is: ≤ 0.8 W/kg or 2.0 W/kg, for 1-g or 10-g respectively, when the transmission band is ≤ 100 MHz. When the maximum output power variation across the required test channels is $> \frac{1}{2}$ dB, instead of the middle channel, the highest output power channel must be used.
- 3) Per KDB865664 D01, for each frequency band, repeated SAR measurement is required only when the measured SAR is ≥ 0.8 W/kg; if the deviation among the repeated measurement is $\leq 20\%$, and the measured SAR < 1.45 W/kg, only one repeated measurement is required.
- 4) Per KDB941225 D06, the DUT Dimension is bigger than 9 cm x 5 cm, so 10mm is chosen as the test separation distance for Hotspot mode. When the antenna-to-edge distance is greater than 2.5cm, such position does not need to be tested.
- 5) Per KDB648474 D04, SAR is evaluated without a headset connected to the device. When the standalone reported body-worn SAR is ≤ 1.2 W/kg, no additional SAR evaluations using a headset are required.
- 6) Per KDB865664 D02, SAR plot is only required for the highest measured SAR in each exposure configuration, wireless mode and frequency band combination; Plots are also required when the measured SAR is > 1.5 W/kg, or > 7.0 W/kg for occupational exposure. The published RF exposure KDB procedures may require additional plots; for example, to support SAR to peak location separation ratio test exclusion and/or volume scan post-processing.

GSM Notes:

- 1) Per KDB648474 D04, body-worn accessory testing is typically associated with voice operations. Therefore, GSM voice was evaluated for body-worn SAR.
- 2) Per KDB941225 D01, SAR test reduction for GPRS and EDGE modes is determined by the source-based time-averaged output power specified for production units, including tune-up tolerance. The data mode with highest specified time-averaged output power should be tested for SAR compliance in the applicable exposure conditions. For modes with the same specified maximum output power and tolerance, the higher number time-slot configuration should be tested.

UMTS Notes:

Per KDB941225 D01, When the maximum output power and tune-up tolerance specified for production units in a secondary mode is $\leq \frac{1}{4}$ dB higher than the primary mode or when the highest reported SAR of the primary mode is scaled by the ratio of specified maximum output power and tune-up tolerance of secondary to primary mode and the adjusted SAR is ≤ 1.2 W/kg, SAR measurement is not required for the secondary mode.

LTE notes:

- 1) The LTE test configurations are determined according to KDB941225 D05 SAR for LTE Devices. The general test procedures used for SAR testing can be found in Section 7.1.3.
- 2) A-MPR was disabled for all SAR test by setting NS_01 on the base station simulator. SAR tests were performed with the same number of RB and RB offsets transmitting on all TTI frames (maximum TTI).

8.2.1 SAR MEASUREMENT RESULT OF HEAD

1. Head SAR test results of GSM

2G only

| Test No. | Band | Mode | Channel | Test Position | Ant | SIM | Maximum Tune-up (dBm) | Conducted Power (dBm) | Power Drift (dB) | SAR 1g (W/kg) | SAR 10g (W/kg) | Reported 1g SAR |
|----------|----------|------|---------|---------------|-----|-----|-----------------------|-----------------------|------------------|---------------|----------------|-----------------|
| G01 | GSM 850 | GSM | 190 | Right Cheek | 0 | 1 | 33.5 | 32.62 | 0.16 | 0.122 | 0.092 | 0.149 |
| G02 | GSM 850 | GSM | 190 | Right Tilted | 0 | 1 | 33.5 | 32.62 | 0.01 | 0.057 | 0.043 | 0.069 |
| G03 | GSM 850 | GSM | 190 | Left Cheek | 0 | 1 | 33.5 | 32.62 | -0.17 | 0.122 | 0.0959 | 0.149 |
| G04 | GSM 850 | GSM | 190 | Left Tilted | 0 | 1 | 33.5 | 32.62 | -0.01 | 0.055 | 0.0422 | 0.067 |
| G06 | GSM 850 | GSM | 190 | Right Cheek | 1 | 1 | 34 | 32.93 | 0.12 | 0.229 | 0.139 | 0.293 |
| G07 | GSM 850 | GSM | 190 | Right Tilted | 1 | 1 | 34 | 32.93 | 0.15 | 0.047 | 0.033 | 0.060 |
| G08 | GSM 850 | GSM | 190 | Left Cheek | 1 | 1 | 34 | 32.93 | -0.02 | 0.405 | 0.222 | 0.518 |
| G09 | GSM 850 | GSM | 190 | Left Tilted | 1 | 1 | 34 | 32.93 | -0.02 | 0.057 | 0.040 | 0.073 |
| G11 | GSM 1900 | GSM | 661 | Right Cheek | 3 | 1 | 30.5 | 29.50 | 0.12 | 0.058 | 0.036 | 0.073 |
| G12 | GSM 1900 | GSM | 661 | Right Tilted | 3 | 1 | 30.5 | 29.50 | -0.15 | 0.027 | 0.016 | 0.034 |
| G13 | GSM 1900 | GSM | 661 | Left Cheek | 3 | 1 | 30.5 | 29.50 | 0.11 | 0.046 | 0.029 | 0.057 |
| G14 | GSM 1900 | GSM | 661 | Left Tilted | 3 | 1 | 30.5 | 29.50 | -0.08 | 0.028 | 0.016 | 0.035 |
| G16 | GSM 1900 | GSM | 661 | Right Cheek | 4 | 1 | 28 | 27.74 | -0.04 | 0.574 | 0.250 | 0.609 |
| G17 | GSM 1900 | GSM | 661 | Right Tilted | 4 | 1 | 28 | 27.74 | 0.16 | 0.376 | 0.142 | 0.399 |
| G18 | GSM 1900 | GSM | 661 | Left Cheek | 4 | 1 | 28 | 27.74 | 0.02 | 0.348 | 0.166 | 0.369 |
| G19 | GSM 1900 | GSM | 661 | Left Tilted | 4 | 1 | 28 | 27.74 | -0.06 | 0.483 | 0.227 | 0.513 |

Note: The value with boldface is the maximum SAR Value of each test band.

2. Head SAR test results of UMTS

3G only

| Test No. | Band | Mode | Channel | Test Position | Ant | SIM | Maximum Tune-up (dBm) | Conducted Power (dBm) | Power Drift (dB) | SAR 1g (W/kg) | SAR 10g (W/kg) | Reported 1g SAR |
|----------|---------|----------|---------|---------------|-----|-----|-----------------------|-----------------------|------------------|---------------|----------------|-----------------|
| U01 | UMTS B2 | RMC12.2K | 9400 | Right Cheek | 3 | 1 | 24 | 23.01 | -0.03 | 0.147 | 0.088 | 0.185 |
| U02 | UMTS B2 | RMC12.2K | 9400 | Right Tilted | 3 | 1 | 24 | 23.01 | -0.13 | 0.038 | 0.023 | 0.047 |
| U03 | UMTS B2 | RMC12.2K | 9400 | Left Cheek | 3 | 1 | 24 | 23.01 | 0.17 | 0.042 | 0.026 | 0.053 |
| U04 | UMTS B2 | RMC12.2K | 9400 | Left Tilted | 3 | 1 | 24 | 23.01 | -0.18 | 0.034 | 0.021 | 0.043 |
| U06 | UMTS B2 | RMC12.2K | 9400 | Right Cheek | 4 | 1 | 20 | 18.80 | -0.18 | 0.769 | 0.416 | 1.014 |
| U07 | UMTS B2 | RMC12.2K | 9400 | Right Tilted | 4 | 1 | 20 | 18.80 | 0 | 0.800 | 0.419 | 1.055 |
| U08 | UMTS B2 | RMC12.2K | 9400 | Left Cheek | 4 | 1 | 20 | 18.80 | -0.04 | 0.442 | 0.271 | 0.583 |
| U09 | UMTS B2 | RMC12.2K | 9400 | Left Tilted | 4 | 1 | 20 | 18.80 | -0.09 | 0.466 | 0.278 | 0.614 |
| U79 | UMTS B2 | RMC12.2K | 9262 | Right Cheek | 4 | 1 | 20 | 18.97 | -0.12 | 0.729 | 0.388 | 0.924 |
| U80 | UMTS B2 | RMC12.2K | 9538 | Right Cheek | 4 | 1 | 20 | 18.66 | 0.04 | 0.601 | 0.331 | 0.818 |
| U81 | UMTS B2 | RMC12.2K | 9262 | Right Tilted | 4 | 1 | 20 | 18.97 | 0.02 | 0.842 | 0.439 | 1.067 |
| U82 | UMTS B2 | RMC12.2K | 9538 | Right Tilted | 4 | 1 | 20 | 18.66 | -0.02 | 0.606 | 0.328 | 0.825 |
| U10 | UMTS B2 | RMC12.2K | 9400 | Right Tilted | 4 | 2 | 20 | 18.80 | -0.03 | 0.777 | 0.367 | 1.024 |
| U11 | UMTS B4 | RMC12.2K | 1413 | Right Cheek | 3 | 1 | 24 | 23.00 | -0.02 | 0.140 | 0.087 | 0.176 |
| U12 | UMTS B4 | RMC12.2K | 1413 | Right Tilted | 3 | 1 | 24 | 23.00 | 0.14 | 0.038 | 0.023 | 0.048 |
| U13 | UMTS B4 | RMC12.2K | 1413 | Left Cheek | 3 | 1 | 24 | 23.00 | 0.15 | 0.045 | 0.030 | 0.057 |
| U14 | UMTS B4 | RMC12.2K | 1413 | Left Tilted | 3 | 1 | 24 | 23.00 | -0.01 | 0.025 | 0.015 | 0.031 |
| U16 | UMTS B4 | RMC12.2K | 1413 | Right Cheek | 4 | 1 | 17.5 | 16.74 | 0.01 | 0.495 | 0.282 | 0.590 |
| U17 | UMTS B4 | RMC12.2K | 1413 | Right Tilted | 4 | 1 | 17.5 | 16.74 | 0.06 | 0.457 | 0.267 | 0.544 |
| U18 | UMTS B4 | RMC12.2K | 1413 | Left Cheek | 4 | 1 | 17.5 | 16.74 | -0.06 | 0.516 | 0.328 | 0.615 |
| U19 | UMTS B4 | RMC12.2K | 1413 | Left Tilted | 4 | 1 | 17.5 | 16.74 | 0.01 | 0.410 | 0.251 | 0.488 |
| U21 | UMTS B5 | RMC12.2K | 4182 | Right Cheek | 0 | 1 | 24.5 | 23.72 | -0.07 | 0.068 | 0.052 | 0.081 |
| U22 | UMTS B5 | RMC12.2K | 4182 | Right Tilted | 0 | 1 | 24.5 | 23.72 | -0.08 | 0.041 | 0.032 | 0.049 |
| U23 | UMTS B5 | RMC12.2K | 4182 | Left Cheek | 0 | 1 | 24.5 | 23.72 | 0.12 | 0.096 | 0.074 | 0.115 |
| U24 | UMTS B5 | RMC12.2K | 4182 | Left Tilted | 0 | 1 | 24.5 | 23.72 | 0.01 | 0.048 | 0.037 | 0.057 |
| U26 | UMTS B5 | RMC12.2K | 4182 | Right Cheek | 1 | 1 | 25 | 24.07 | 0.02 | 0.331 | 0.185 | 0.410 |
| U27 | UMTS B5 | RMC12.2K | 4182 | Right Tilted | 1 | 1 | 25 | 24.07 | -0.07 | 0.045 | 0.032 | 0.056 |
| U28 | UMTS B5 | RMC12.2K | 4182 | Left Cheek | 1 | 1 | 25 | 24.07 | -0.09 | 0.603 | 0.316 | 0.747 |
| U29 | UMTS B5 | RMC12.2K | 4182 | Left Tilted | 1 | 1 | 25 | 24.07 | 0.03 | 0.072 | 0.049 | 0.090 |

3G Simultaneous with WiFi

| Test No. | Band | Mode | Channel | Test Position | Ant | SIM | Maximum Tune-up (dBm) | Conducted Power (dBm) | Power Drift (dB) | SAR 1g (W/kg) | SAR 10g (W/kg) | Reported 1g SAR |
|----------|---------|----------|---------|---------------|-----|-----|-----------------------|-----------------------|------------------|---------------|----------------|-----------------|
| U83 | UMTS B2 | RMC12.2K | 9400 | Right Cheek | 4 | 1 | 18.5 | 17.26 | 0.01 | 0.588 | 0.302 | 0.782 |
| U84 | UMTS B2 | RMC12.2K | 9400 | Right Tilted | 4 | 1 | 18.5 | 17.26 | 0.01 | 0.638 | 0.317 | 0.849 |
| U85 | UMTS B2 | RMC12.2K | 9400 | Left Cheek | 4 | 1 | 18.5 | 17.26 | 0.03 | 0.345 | 0.203 | 0.459 |
| U86 | UMTS B2 | RMC12.2K | 9400 | Left Tilted | 4 | 1 | 18.5 | 17.26 | 0 | 0.658 | 0.360 | 0.875 |

Note: The value with boldface is the maximum SAR Value of each test band.

3. Head SAR test results of LTE

4G only

| Test No. | Band | Mode | Channel | RB | offset | Test Position | Ant | SIM | Maximum Tune-up (dBm) | Conducted Power (dBm) | Power Drift (dB) | SAR 1g (W/kg) | SAR 10g (W/kg) | Reported 1g SAR |
|----------|--------|---------|---------|----|--------|---------------|-----|-----|-----------------------|-----------------------|------------------|---------------|----------------|-----------------|
| L01 | LTE B2 | QPSK20M | 18700 | 1 | 0 | Right Cheek | 3 | 1 | 23.5 | 23.21 | -0.13 | 0.132 | 0.082 | 0.141 |
| L02 | LTE B2 | QPSK20M | 18700 | 1 | 0 | Right Tilted | 3 | 1 | 23.5 | 23.21 | -0.11 | 0.054 | 0.033 | 0.057 |
| L03 | LTE B2 | QPSK20M | 18700 | 1 | 0 | Left Cheek | 3 | 1 | 23.5 | 23.21 | 0.06 | 0.076 | 0.048 | 0.081 |
| L04 | LTE B2 | QPSK20M | 18700 | 1 | 0 | Left Tilted | 3 | 1 | 23.5 | 23.21 | 0.16 | 0.053 | 0.032 | 0.057 |
| L05 | LTE B2 | QPSK20M | 19100 | 50 | 0 | Right Cheek | 3 | 1 | 22.5 | 22.11 | 0.01 | 0.105 | 0.062 | 0.115 |
| L06 | LTE B2 | QPSK20M | 19100 | 50 | 0 | Right Tilted | 3 | 1 | 22.5 | 22.11 | 0.04 | 0.042 | 0.025 | 0.045 |
| L07 | LTE B2 | QPSK20M | 19100 | 50 | 0 | Left Cheek | 3 | 1 | 22.5 | 22.11 | 0.15 | 0.063 | 0.039 | 0.069 |
| L08 | LTE B2 | QPSK20M | 19100 | 50 | 0 | Left Tilted | 3 | 1 | 22.5 | 22.11 | -0.08 | 0.043 | 0.025 | 0.046 |
| L10 | LTE B2 | QPSK20M | 18700 | 1 | 0 | Right Cheek | 4 | 1 | 19 | 18.70 | -0.05 | 0.504 | 0.259 | 0.541 |
| L11 | LTE B2 | QPSK20M | 18700 | 1 | 0 | Right Tilted | 4 | 1 | 19 | 18.70 | 0.02 | 0.588 | 0.272 | 0.631 |
| L12 | LTE B2 | QPSK20M | 18700 | 1 | 0 | Left Cheek | 4 | 1 | 19 | 18.70 | 0.04 | 0.246 | 0.148 | 0.264 |
| L13 | LTE B2 | QPSK20M | 18700 | 1 | 0 | Left Tilted | 4 | 1 | 19 | 18.70 | 0 | 0.411 | 0.229 | 0.441 |
| L16 | LTE B2 | QPSK20M | 18900 | 50 | 50 | Right Cheek | 4 | 1 | 19 | 18.66 | 0.01 | 0.418 | 0.222 | 0.452 |
| L17 | LTE B2 | QPSK20M | 18900 | 50 | 50 | Right Tilted | 4 | 1 | 19 | 18.66 | -0.01 | 0.490 | 0.236 | 0.529 |
| L18 | LTE B2 | QPSK20M | 18900 | 50 | 50 | Left Cheek | 4 | 1 | 19 | 18.66 | -0.02 | 0.250 | 0.150 | 0.270 |
| L19 | LTE B2 | QPSK20M | 18900 | 50 | 50 | Left Tilted | 4 | 1 | 19 | 18.66 | -0.02 | 0.426 | 0.235 | 0.460 |
| L21 | LTE B4 | QPSK20M | 20300 | 1 | 0 | Right Cheek | 3 | 1 | 23.5 | 23.05 | 0.03 | 0.203 | 0.129 | 0.225 |
| L22 | LTE B4 | QPSK20M | 20300 | 1 | 0 | Right Tilted | 3 | 1 | 23.5 | 23.05 | 0.16 | 0.055 | 0.033 | 0.061 |
| L23 | LTE B4 | QPSK20M | 20300 | 1 | 0 | Left Cheek | 3 | 1 | 23.5 | 23.05 | 0.08 | 0.087 | 0.057 | 0.096 |
| L24 | LTE B4 | QPSK20M | 20300 | 1 | 0 | Left Tilted | 3 | 1 | 23.5 | 23.05 | 0.13 | 0.030 | 0.018 | 0.033 |
| L25 | LTE B4 | QPSK20M | 20300 | 50 | 0 | Right Cheek | 3 | 1 | 22.5 | 21.93 | 0.04 | 0.165 | 0.104 | 0.188 |
| L26 | LTE B4 | QPSK20M | 20300 | 50 | 0 | Right Tilted | 3 | 1 | 22.5 | 21.93 | 0.08 | 0.044 | 0.026 | 0.050 |
| L27 | LTE B4 | QPSK20M | 20300 | 50 | 0 | Left Cheek | 3 | 1 | 22.5 | 21.93 | 0.1 | 0.070 | 0.045 | 0.079 |
| L28 | LTE B4 | QPSK20M | 20300 | 50 | 0 | Left Tilted | 3 | 1 | 22.5 | 21.93 | 0.05 | 0.024 | 0.015 | 0.027 |
| L31 | LTE B4 | QPSK20M | 20300 | 1 | 99 | Right Cheek | 4 | 1 | 18 | 17.55 | -0.12 | 0.463 | 0.253 | 0.514 |
| L32 | LTE B4 | QPSK20M | 20300 | 1 | 99 | Right Tilted | 4 | 1 | 18 | 17.55 | 0 | 0.541 | 0.280 | 0.601 |
| L33 | LTE B4 | QPSK20M | 20300 | 1 | 99 | Left Cheek | 4 | 1 | 18 | 17.55 | 0 | 0.364 | 0.226 | 0.404 |
| L34 | LTE B4 | QPSK20M | 20300 | 1 | 99 | Left Tilted | 4 | 1 | 18 | 17.55 | -0.01 | 0.458 | 0.266 | 0.508 |
| L35 | LTE B4 | QPSK20M | 20175 | 50 | 50 | Right Cheek | 4 | 1 | 18 | 17.52 | 0.00 | 0.443 | 0.256 | 0.495 |
| L36 | LTE B4 | QPSK20M | 20175 | 50 | 50 | Right Tilted | 4 | 1 | 18 | 17.52 | 0 | 0.524 | 0.273 | 0.586 |
| L37 | LTE B4 | QPSK20M | 20175 | 50 | 50 | Left Cheek | 4 | 1 | 18 | 17.52 | 0.03 | 0.361 | 0.225 | 0.404 |
| L38 | LTE B4 | QPSK20M | 20175 | 50 | 50 | Left Tilted | 4 | 1 | 18 | 17.52 | -0.12 | 0.443 | 0.258 | 0.495 |
| L41 | LTE B4 | QPSK20M | 20300 | 1 | 50 | Right Cheek | 5 | 1 | 18.8 | 18.78 | 0.08 | 0.464 | 0.246 | 0.466 |
| L42 | LTE B4 | QPSK20M | 20300 | 1 | 50 | Right Tilted | 5 | 1 | 18.8 | 18.78 | 0.01 | 0.199 | 0.106 | 0.200 |
| L43 | LTE B4 | QPSK20M | 20300 | 1 | 50 | Left Cheek | 5 | 1 | 18.8 | 18.78 | 0 | 0.147 | 0.094 | 0.148 |
| L44 | LTE B4 | QPSK20M | 20300 | 1 | 50 | Left Tilted | 5 | 1 | 18.8 | 18.78 | -0.05 | 0.160 | 0.097 | 0.161 |
| L45 | LTE B4 | QPSK20M | 20300 | 50 | 50 | Right Cheek | 5 | 1 | 18.8 | 18.76 | 0.06 | 0.464 | 0.247 | 0.468 |
| L46 | LTE B4 | QPSK20M | 20300 | 50 | 50 | Right Tilted | 5 | 1 | 18.8 | 18.76 | 0.1 | 0.202 | 0.106 | 0.204 |
| L47 | LTE B4 | QPSK20M | 20300 | 50 | 50 | Left Cheek | 5 | 1 | 18.8 | 18.76 | 0.09 | 0.151 | 0.096 | 0.152 |
| L48 | LTE B4 | QPSK20M | 20300 | 50 | 50 | Left Tilted | 5 | 1 | 18.8 | 18.76 | -0.14 | 0.138 | 0.084 | 0.139 |

| Test No. | Band | Mode | Channel | RB | offset | Test Position | Ant | SIM | Maximum Tune-up (dBm) | Conducted Power (dBm) | Power Drift (dB) | SAR 1g (W/kg) | SAR 10g (W/kg) | Reported 1g SAR |
|----------|--------|---------|---------|-----|--------|-------------------------|-----|-----|-----------------------|-----------------------|------------------|---------------|----------------|-----------------|
| L51 | LTE B5 | QPSK10M | 20450 | 1 | 0 | Right Cheek | 0 | 1 | 24.5 | 24.17 | 0.14 | 0.091 | 0.070 | 0.099 |
| L52 | LTE B5 | QPSK10M | 20450 | 1 | 0 | Right Tilted | 0 | 1 | 24.5 | 24.17 | 0.03 | 0.034 | 0.026 | 0.036 |
| L53 | LTE B5 | QPSK10M | 20450 | 1 | 0 | Left Cheek | 0 | 1 | 24.5 | 24.17 | 0.18 | 0.107 | 0.083 | 0.115 |
| L54 | LTE B5 | QPSK10M | 20450 | 1 | 0 | Left Tilted | 0 | 1 | 24.5 | 24.17 | 0.12 | 0.040 | 0.031 | 0.043 |
| L55 | LTE B5 | QPSK10M | 20525 | 25 | 0 | Right Cheek | 0 | 1 | 23.5 | 23.24 | 0.13 | 0.085 | 0.065 | 0.091 |
| L56 | LTE B5 | QPSK10M | 20525 | 25 | 0 | Right Tilted | 0 | 1 | 23.5 | 23.24 | 0.05 | 0.028 | 0.021 | 0.029 |
| L57 | LTE B5 | QPSK10M | 20525 | 25 | 0 | Left Cheek | 0 | 1 | 23.5 | 23.24 | 0.04 | 0.063 | 0.049 | 0.067 |
| L58 | LTE B5 | QPSK10M | 20525 | 25 | 0 | Left Tilted | 0 | 1 | 23.5 | 23.24 | 0.02 | 0.037 | 0.028 | 0.039 |
| L61 | LTE B5 | QPSK10M | 20450 | 1 | 0 | Right Cheek | 1 | 1 | 25 | 24.38 | 0.03 | 0.232 | 0.144 | 0.268 |
| L62 | LTE B5 | QPSK10M | 20450 | 1 | 0 | Right Tilted | 1 | 1 | 25 | 24.38 | 0.01 | 0.056 | 0.040 | 0.064 |
| L63 | LTE B5 | QPSK10M | 20450 | 1 | 0 | Left Cheek | 1 | 1 | 25 | 24.38 | 0.08 | 0.352 | 0.195 | 0.406 |
| L64 | LTE B5 | QPSK10M | 20450 | 1 | 0 | Left Tilted | 1 | 1 | 25 | 24.38 | -0.07 | 0.051 | 0.036 | 0.059 |
| L65 | LTE B5 | QPSK10M | 20525 | 25 | 0 | Right Cheek | 1 | 1 | 24 | 23.45 | -0.07 | 0.216 | 0.133 | 0.245 |
| L66 | LTE B5 | QPSK10M | 20525 | 25 | 0 | Right Tilted | 1 | 1 | 24 | 23.45 | 0.08 | 0.049 | 0.035 | 0.056 |
| L67 | LTE B5 | QPSK10M | 20525 | 25 | 0 | Left Cheek | 1 | 1 | 24 | 23.45 | -0.08 | 0.345 | 0.191 | 0.391 |
| L68 | LTE B5 | QPSK10M | 20525 | 25 | 0 | Left Tilted | 1 | 1 | 24 | 23.45 | 0.08 | 0.048 | 0.033 | 0.054 |
| L71 | LTE B7 | QPSK20M | 21100 | 1 | 50 | Right Cheek | 3 | 1 | 23.5 | 23.11 | 0.04 | 0.093 | 0.051 | 0.102 |
| L72 | LTE B7 | QPSK20M | 21100 | 1 | 50 | Right Tilted | 3 | 1 | 23.5 | 23.11 | 0.14 | 0.043 | 0.019 | 0.047 |
| L73 | LTE B7 | QPSK20M | 21100 | 1 | 50 | Left Cheek | 3 | 1 | 23.5 | 23.11 | 0 | 0.040 | 0.020 | 0.043 |
| L74 | LTE B7 | QPSK20M | 21100 | 1 | 50 | Left Tilted | 3 | 1 | 23.5 | 23.11 | 0.18 | 0.032 | 0.010 | 0.035 |
| L75 | LTE B7 | QPSK20M | 21350 | 50 | 0 | Right Cheek | 3 | 1 | 22.5 | 22.11 | 0.12 | 0.099 | 0.054 | 0.109 |
| L76 | LTE B7 | QPSK20M | 21350 | 50 | 0 | Right Tilted | 3 | 1 | 22.5 | 22.11 | 0.12 | 0.033 | 0.017 | 0.036 |
| L77 | LTE B7 | QPSK20M | 21350 | 50 | 0 | Left Cheek | 3 | 1 | 22.5 | 22.11 | 0 | 0.035 | 0.018 | 0.038 |
| L78 | LTE B7 | QPSK20M | 21350 | 50 | 0 | Left Tilted | 3 | 1 | 22.5 | 22.11 | 0.13 | 0.027 | 0.013 | 0.029 |
| L81 | LTE B7 | QPSK20M | 21350 | 1 | 99 | Right Cheek | 4 | 1 | 18.5 | 17.82 | 0.07 | 0.572 | 0.260 | 0.670 |
| L82 | LTE B7 | QPSK20M | 21350 | 1 | 99 | Right Tilted | 4 | 1 | 18.5 | 17.82 | 0.10 | 0.734 | 0.320 | 0.859 |
| L83 | LTE B7 | QPSK20M | 21350 | 1 | 99 | Left Cheek | 4 | 1 | 18.5 | 17.82 | 0.11 | 0.557 | 0.281 | 0.588 |
| L84 | LTE B7 | QPSK20M | 21350 | 1 | 99 | Left Tilted | 4 | 1 | 18.5 | 17.82 | -0.03 | 0.657 | 0.316 | 0.769 |
| L85 | LTE B7 | QPSK20M | 21350 | 50 | 0 | Right Cheek | 4 | 1 | 18.5 | 17.77 | 0.08 | 0.667 | 0.298 | 0.788 |
| L86 | LTE B7 | QPSK20M | 21350 | 50 | 0 | Right Tilted | 4 | 1 | 18.5 | 17.77 | 0.03 | 0.854 | 0.368 | 1.010 |
| L87 | LTE B7 | QPSK20M | 21350 | 50 | 0 | Left Cheek | 4 | 1 | 18.5 | 17.77 | -0.06 | 0.568 | 0.288 | 0.672 |
| L88 | LTE B7 | QPSK20M | 21350 | 50 | 0 | Left Tilted | 4 | 1 | 18.5 | 17.77 | -0.02 | 0.674 | 0.324 | 0.797 |
| L680 | LTE B7 | QPSK20M | 20850 | 1 | 99 | Right Tilted | 4 | 1 | 18.5 | 17.78 | 0.02 | 0.704 | 0.310 | 0.831 |
| L681 | LTE B7 | QPSK20M | 21100 | 1 | 99 | Right Tilted | 4 | 1 | 18.5 | 17.72 | -0.05 | 0.737 | 0.324 | 0.882 |
| L682 | LTE B7 | QPSK20M | 20850 | 50 | 0 | Right Tilted | 4 | 1 | 18.5 | 17.66 | 0.07 | 0.757 | 0.339 | 0.919 |
| L683 | LTE B7 | QPSK20M | 21100 | 50 | 0 | Right Tilted | 4 | 1 | 18.5 | 17.71 | 0.09 | 0.761 | 0.337 | 0.913 |
| L684 | LTE B7 | QPSK20M | 21350 | 100 | 0 | Right Tilted | 4 | 1 | 18.5 | 17.71 | 0.03 | 0.773 | 0.335 | 0.927 |
| L685 | LTE B7 | QPSK20M | 21350 | 50 | 0 | Right Tilted (Repeated) | 4 | 1 | 18.5 | 17.77 | 0.08 | 0.795 | 0.344 | 0.940 |

| Test No. | Band | Mode | Channel | RB | offset | Test Position | Ant | SIM | Maximum Tune-up (dBm) | Conducted Power (dBm) | Power Drift (dB) | SAR 1g (W/kg) | SAR 10g (W/kg) | Reported 1g SAR |
|----------|---------|---------|---------|----|--------|---------------|-----|-----|-----------------------|-----------------------|------------------|---------------|----------------|-----------------|
| L91 | LTE B7 | QPSK20M | 21100 | 1 | 50 | Right Cheek | 5 | 1 | 19.6 | 19.52 | 0.17 | 0.528 | 0.171 | 0.538 |
| L92 | LTE B7 | QPSK20M | 21100 | 1 | 50 | Right Tilted | 5 | 1 | 19.6 | 19.52 | -0.04 | 0.378 | 0.170 | 0.385 |
| L93 | LTE B7 | QPSK20M | 21100 | 1 | 50 | Left Cheek | 5 | 1 | 19.6 | 19.52 | 0.13 | 0.135 | 0.067 | 0.138 |
| L94 | LTE B7 | QPSK20M | 21100 | 1 | 50 | Left Tilted | 5 | 1 | 19.6 | 19.52 | -0.15 | 0.085 | 0.041 | 0.087 |
| L95 | LTE B7 | QPSK20M | 21350 | 50 | 0 | Right Cheek | 5 | 1 | 19.6 | 19.47 | 0.01 | 0.523 | 0.210 | 0.539 |
| L96 | LTE B7 | QPSK20M | 21350 | 50 | 0 | Right Tilted | 5 | 1 | 19.6 | 19.47 | 0.17 | 0.469 | 0.207 | 0.484 |
| L97 | LTE B7 | QPSK20M | 21350 | 50 | 0 | Left Cheek | 5 | 1 | 19.6 | 19.47 | 0.15 | 0.159 | 0.078 | 0.164 |
| L98 | LTE B7 | QPSK20M | 21350 | 50 | 0 | Left Tilted | 5 | 1 | 19.6 | 19.47 | -0.09 | 0.148 | 0.071 | 0.153 |
| L101 | LTE B12 | QPSK10M | 23130 | 1 | 49 | Right Cheek | 0 | 1 | 24.5 | 23.88 | 0.05 | 0.045 | 0.035 | 0.052 |
| L102 | LTE B12 | QPSK10M | 23130 | 1 | 49 | Right Tilted | 0 | 1 | 24.5 | 23.88 | 0.09 | 0.035 | 0.027 | 0.041 |
| L103 | LTE B12 | QPSK10M | 23130 | 1 | 49 | Left Cheek | 0 | 1 | 24.5 | 23.88 | -0.05 | 0.089 | 0.071 | 0.102 |
| L104 | LTE B12 | QPSK10M | 23130 | 1 | 49 | Left Tilted | 0 | 1 | 24.5 | 23.88 | 0.05 | 0.034 | 0.026 | 0.039 |
| L105 | LTE B12 | QPSK10M | 23130 | 25 | 0 | Right Cheek | 0 | 1 | 23.5 | 22.84 | -0.07 | 0.033 | 0.025 | 0.038 |
| L106 | LTE B12 | QPSK10M | 23130 | 25 | 0 | Right Tilted | 0 | 1 | 23.5 | 22.84 | 0.03 | 0.026 | 0.020 | 0.030 |
| L107 | LTE B12 | QPSK10M | 23130 | 25 | 0 | Left Cheek | 0 | 1 | 23.5 | 22.84 | 0.12 | 0.039 | 0.030 | 0.045 |
| L108 | LTE B12 | QPSK10M | 23130 | 25 | 0 | Left Tilted | 0 | 1 | 23.5 | 22.84 | 0.04 | 0.025 | 0.020 | 0.029 |
| L111 | LTE B12 | QPSK10M | 23130 | 1 | 24 | Right Cheek | 1 | 1 | 25 | 23.98 | -0.06 | 0.134 | 0.081 | 0.169 |
| L112 | LTE B12 | QPSK10M | 23130 | 1 | 24 | Right Tilted | 1 | 1 | 25 | 23.98 | -0.05 | 0.038 | 0.026 | 0.048 |
| L113 | LTE B12 | QPSK10M | 23130 | 1 | 24 | Left Cheek | 1 | 1 | 25 | 23.98 | 0.04 | 0.316 | 0.173 | 0.400 |
| L114 | LTE B12 | QPSK10M | 23130 | 1 | 24 | Left Tilted | 1 | 1 | 25 | 23.98 | 0.1 | 0.037 | 0.024 | 0.046 |
| L115 | LTE B12 | QPSK10M | 23130 | 25 | 0 | Right Cheek | 1 | 1 | 24 | 23.03 | 0.05 | 0.107 | 0.065 | 0.134 |
| L116 | LTE B12 | QPSK10M | 23130 | 25 | 0 | Right Tilted | 1 | 1 | 24 | 23.03 | 0.03 | 0.031 | 0.023 | 0.039 |
| L117 | LTE B12 | QPSK10M | 23130 | 25 | 0 | Left Cheek | 1 | 1 | 24 | 23.03 | 0.03 | 0.244 | 0.133 | 0.305 |
| L118 | LTE B12 | QPSK10M | 23130 | 25 | 0 | Left Tilted | 1 | 1 | 24 | 23.03 | 0.14 | 0.036 | 0.023 | 0.045 |
| L121 | LTE B13 | QPSK10M | 23230 | 1 | 0 | Right Cheek | 0 | 1 | 24.5 | 24.11 | -0.06 | 0.109 | 0.083 | 0.119 |
| L122 | LTE B13 | QPSK10M | 23230 | 1 | 0 | Right Tilted | 0 | 1 | 24.5 | 24.11 | -0.02 | 0.031 | 0.024 | 0.033 |
| L123 | LTE B13 | QPSK10M | 23230 | 1 | 0 | Left Cheek | 0 | 1 | 24.5 | 24.11 | -0.01 | 0.123 | 0.096 | 0.135 |
| L124 | LTE B13 | QPSK10M | 23230 | 1 | 0 | Left Tilted | 0 | 1 | 24.5 | 24.11 | 0.04 | 0.061 | 0.047 | 0.067 |
| L125 | LTE B13 | QPSK10M | 23230 | 25 | 0 | Right Cheek | 0 | 1 | 23.5 | 23.00 | -0.08 | 0.042 | 0.033 | 0.047 |
| L126 | LTE B13 | QPSK10M | 23230 | 25 | 0 | Right Tilted | 0 | 1 | 23.5 | 23.00 | -0.03 | 0.023 | 0.018 | 0.025 |
| L127 | LTE B13 | QPSK10M | 23230 | 25 | 0 | Left Cheek | 0 | 1 | 23.5 | 23.00 | 0.1 | 0.140 | 0.085 | 0.157 |
| L128 | LTE B13 | QPSK10M | 23230 | 25 | 0 | Left Tilted | 0 | 1 | 23.5 | 23.00 | 0.014 | 0.044 | 0.030 | 0.049 |
| L131 | LTE B13 | QPSK10M | 23230 | 1 | 0 | Right Cheek | 1 | 1 | 25 | 24.17 | -0.1 | 0.193 | 0.116 | 0.234 |
| L132 | LTE B13 | QPSK10M | 23230 | 1 | 0 | Right Tilted | 1 | 1 | 25 | 24.17 | 0.05 | 0.043 | 0.030 | 0.052 |
| L133 | LTE B13 | QPSK10M | 23230 | 1 | 0 | Left Cheek | 1 | 1 | 25 | 24.17 | -0.04 | 0.351 | 0.192 | 0.425 |
| L134 | LTE B13 | QPSK10M | 23230 | 1 | 0 | Left Tilted | 1 | 1 | 25 | 24.17 | 0.02 | 0.062 | 0.042 | 0.075 |
| L135 | LTE B13 | QPSK10M | 23230 | 25 | 0 | Right Cheek | 1 | 1 | 24 | 23.13 | 0.07 | 0.148 | 0.089 | 0.181 |
| L136 | LTE B13 | QPSK10M | 23230 | 25 | 0 | Right Tilted | 1 | 1 | 24 | 23.13 | 0.03 | 0.033 | 0.028 | 0.040 |
| L137 | LTE B13 | QPSK10M | 23230 | 25 | 0 | Left Cheek | 1 | 1 | 24 | 23.13 | 0.14 | 0.271 | 0.148 | 0.331 |
| L138 | LTE B13 | QPSK10M | 23230 | 25 | 0 | Left Tilted | 1 | 1 | 24 | 23.13 | 0.03 | 0.048 | 0.032 | 0.058 |

| Test No. | Band | Mode | Channel | RB | offset | Test Position | Ant | SIM | Maximum Tune-up (dBm) | Conducted Power (dBm) | Power Drift (dB) | SAR 1g (W/kg) | SAR 10g (W/kg) | Reported 1g SAR |
|----------|---------|---------|---------|----|--------|---------------|-----|-----|-----------------------|-----------------------|------------------|---------------|----------------|-----------------|
| L141 | LTE B17 | QPSK10M | 23780 | 1 | 49 | Right Cheek | 0 | 1 | 24.5 | 24.03 | 0.04 | 0.046 | 0.035 | 0.051 |
| L142 | LTE B17 | QPSK10M | 23780 | 1 | 49 | Right Tilted | 0 | 1 | 24.5 | 24.03 | 0.03 | 0.030 | 0.024 | 0.033 |
| L143 | LTE B17 | QPSK10M | 23780 | 1 | 49 | Left Cheek | 0 | 1 | 24.5 | 24.03 | -0.04 | 0.090 | 0.071 | 0.100 |
| L144 | LTE B17 | QPSK10M | 23780 | 1 | 49 | Left Tilted | 0 | 1 | 24.5 | 24.03 | 0.08 | 0.029 | 0.023 | 0.033 |
| L145 | LTE B17 | QPSK10M | 23800 | 25 | 0 | Right Cheek | 0 | 1 | 23.5 | 22.92 | 0.06 | 0.034 | 0.026 | 0.039 |
| L146 | LTE B17 | QPSK10M | 23800 | 25 | 0 | Right Tilted | 0 | 1 | 23.5 | 22.92 | 0.01 | 0.022 | 0.018 | 0.026 |
| L147 | LTE B17 | QPSK10M | 23800 | 25 | 0 | Left Cheek | 0 | 1 | 23.5 | 22.92 | 0.06 | 0.038 | 0.030 | 0.044 |
| L148 | LTE B17 | QPSK10M | 23800 | 25 | 0 | Left Tilted | 0 | 1 | 23.5 | 22.92 | 0.05 | 0.022 | 0.017 | 0.025 |
| L151 | LTE B17 | QPSK10M | 23800 | 1 | 49 | Right Cheek | 1 | 1 | 25 | 23.97 | 0.01 | 0.143 | 0.086 | 0.181 |
| L152 | LTE B17 | QPSK10M | 23800 | 1 | 49 | Right Tilted | 1 | 1 | 25 | 23.97 | -0.03 | 0.042 | 0.029 | 0.053 |
| L153 | LTE B17 | QPSK10M | 23800 | 1 | 49 | Left Cheek | 1 | 1 | 25 | 23.97 | 0.03 | 0.198 | 0.110 | 0.251 |
| L154 | LTE B17 | QPSK10M | 23800 | 1 | 49 | Left Tilted | 1 | 1 | 25 | 23.97 | 0.02 | 0.044 | 0.029 | 0.055 |
| L155 | LTE B17 | QPSK10M | 23800 | 25 | 0 | Right Cheek | 1 | 1 | 24 | 23.04 | -0.02 | 0.132 | 0.080 | 0.164 |
| L156 | LTE B17 | QPSK10M | 23800 | 25 | 0 | Right Tilted | 1 | 1 | 24 | 23.04 | 0.01 | 0.028 | 0.019 | 0.035 |
| L157 | LTE B17 | QPSK10M | 23800 | 25 | 0 | Left Cheek | 1 | 1 | 24 | 23.04 | 0.04 | 0.191 | 0.107 | 0.238 |
| L158 | LTE B17 | QPSK10M | 23800 | 25 | 0 | Left Tilted | 1 | 1 | 24 | 23.04 | -0.08 | 0.042 | 0.024 | 0.052 |
| L161 | LTE B26 | QPSK15M | 26965 | 1 | 74 | Right Cheek | 0 | 1 | 24 | 23.70 | -0.03 | 0.094 | 0.071 | 0.101 |
| L162 | LTE B26 | QPSK15M | 26965 | 1 | 74 | Right Tilted | 0 | 1 | 24 | 23.70 | 0.16 | 0.034 | 0.027 | 0.036 |
| L163 | LTE B26 | QPSK15M | 26965 | 1 | 74 | Left Cheek | 0 | 1 | 24 | 23.70 | 0.08 | 0.073 | 0.058 | 0.078 |
| L164 | LTE B26 | QPSK15M | 26965 | 1 | 74 | Left Tilted | 0 | 1 | 24 | 23.70 | -0.12 | 0.042 | 0.036 | 0.045 |
| L165 | LTE B26 | QPSK15M | 26765 | 36 | 0 | Right Cheek | 0 | 1 | 23 | 22.69 | -0.06 | 0.050 | 0.039 | 0.054 |
| L166 | LTE B26 | QPSK15M | 26765 | 36 | 0 | Right Tilted | 0 | 1 | 23 | 22.69 | 0.07 | 0.022 | 0.017 | 0.024 |
| L167 | LTE B26 | QPSK15M | 26765 | 36 | 0 | Left Cheek | 0 | 1 | 23 | 22.69 | -0.14 | 0.026 | 0.020 | 0.028 |
| L168 | LTE B26 | QPSK15M | 26765 | 36 | 0 | Left Tilted | 0 | 1 | 23 | 22.69 | -0.08 | 0.048 | 0.037 | 0.052 |
| L171 | LTE B26 | QPSK15M | 26865 | 1 | 0 | Right Cheek | 1 | 1 | 24.5 | 23.66 | 0.01 | 0.117 | 0.073 | 0.142 |
| L172 | LTE B26 | QPSK15M | 26865 | 1 | 0 | Right Tilted | 1 | 1 | 24.5 | 23.66 | 0.04 | 0.045 | 0.031 | 0.055 |
| L173 | LTE B26 | QPSK15M | 26865 | 1 | 0 | Left Cheek | 1 | 1 | 24.5 | 23.66 | 0.01 | 0.394 | 0.216 | 0.478 |
| L174 | LTE B26 | QPSK15M | 26865 | 1 | 0 | Left Tilted | 1 | 1 | 24.5 | 23.66 | -0.03 | 0.062 | 0.041 | 0.076 |
| L175 | LTE B26 | QPSK15M | 26865 | 36 | 0 | Right Cheek | 1 | 1 | 23.5 | 23.34 | 0.08 | 0.102 | 0.064 | 0.106 |
| L176 | LTE B26 | QPSK15M | 26865 | 36 | 0 | Right Tilted | 1 | 1 | 23.5 | 23.34 | 0.04 | 0.039 | 0.027 | 0.040 |
| L177 | LTE B26 | QPSK15M | 26865 | 36 | 0 | Left Cheek | 1 | 1 | 23.5 | 23.34 | 0.06 | 0.296 | 0.161 | 0.307 |
| L178 | LTE B26 | QPSK15M | 26865 | 36 | 0 | Left Tilted | 1 | 1 | 23.5 | 23.34 | 0.03 | 0.044 | 0.030 | 0.046 |
| L181 | LTE B38 | QPSK20M | 38000 | 1 | 0 | Right Cheek | 3 | 1 | 24 | 23.68 | 0 | 0.047 | 0.025 | 0.050 |
| L182 | LTE B38 | QPSK20M | 38000 | 1 | 0 | Right Tilted | 3 | 1 | 24 | 23.68 | 0.04 | 0.031 | 0.016 | 0.033 |
| L183 | LTE B38 | QPSK20M | 38000 | 1 | 0 | Left Cheek | 3 | 1 | 24 | 23.68 | 0 | 0.004 | 0.000 | 0.004 |
| L184 | LTE B38 | QPSK20M | 38000 | 1 | 0 | Left Tilted | 3 | 1 | 24 | 23.68 | 0.03 | 0.020 | 0.010 | 0.022 |
| L185 | LTE B38 | QPSK20M | 37850 | 50 | 0 | Right Cheek | 3 | 1 | 23 | 22.56 | 0.01 | 0.038 | 0.020 | 0.042 |
| L186 | LTE B38 | QPSK20M | 37850 | 50 | 0 | Right Tilted | 3 | 1 | 23 | 22.56 | 0.04 | 0.023 | 0.010 | 0.025 |
| L187 | LTE B38 | QPSK20M | 37850 | 50 | 0 | Left Cheek | 3 | 1 | 23 | 22.56 | 0 | 0.014 | 0.007 | 0.016 |
| L188 | LTE B38 | QPSK20M | 37850 | 50 | 0 | Left Tilted | 3 | 1 | 23 | 22.56 | 0 | 0.008 | 0.002 | 0.009 |

| Test No. | Band | Mode | Channel | RB | offset | Test Position | Ant | SIM | Maximum Tune-up (dBm) | Conducted Power (dBm) | Power Drift (dB) | SAR 1g (W/kg) | SAR 10g (W/kg) | Reported 1g SAR |
|----------|---------|---------|---------|-----|--------|-------------------------|-----|-----|-----------------------|-----------------------|------------------|---------------|----------------|-----------------|
| L191 | LTE B38 | QPSK20M | 37850 | 1 | 99 | Right Cheek | 4 | 1 | 20.5 | 19.91 | 0.13 | 0.564 | 0.251 | 0.646 |
| L192 | LTE B38 | QPSK20M | 37850 | 1 | 99 | Right Tilted | 4 | 1 | 20.5 | 19.91 | -0.02 | 0.712 | 0.311 | 0.815 |
| L193 | LTE B38 | QPSK20M | 37850 | 1 | 99 | Left Cheek | 4 | 1 | 20.5 | 19.91 | -0.14 | 0.456 | 0.223 | 0.522 |
| L194 | LTE B38 | QPSK20M | 37850 | 1 | 99 | Left Tilted | 4 | 1 | 20.5 | 19.91 | 0 | 0.575 | 0.280 | 0.658 |
| L195 | LTE B38 | QPSK20M | 38000 | 50 | 0 | Right Cheek | 4 | 1 | 20.5 | 19.89 | -0.03 | 0.639 | 0.286 | 0.735 |
| L196 | LTE B38 | QPSK20M | 38000 | 50 | 0 | Right Tilted | 4 | 1 | 20.5 | 19.89 | 0.06 | 0.763 | 0.326 | 0.878 |
| L197 | LTE B38 | QPSK20M | 38000 | 50 | 0 | Left Cheek | 4 | 1 | 20.5 | 19.89 | -0.01 | 0.497 | 0.254 | 0.572 |
| L198 | LTE B38 | QPSK20M | 38000 | 50 | 0 | Left Tilted | 4 | 1 | 20.5 | 19.89 | 0 | 0.584 | 0.284 | 0.672 |
| L686 | LTE B38 | QPSK20M | 38000 | 1 | 99 | Right Tilted | 4 | 1 | 20.5 | 19.89 | 0.03 | 0.746 | 0.318 | 0.858 |
| L687 | LTE B38 | QPSK20M | 38150 | 1 | 99 | Right Tilted | 4 | 1 | 20.5 | 19.87 | -0.02 | 0.740 | 0.313 | 0.855 |
| L688 | LTE B38 | QPSK20M | 37850 | 50 | 0 | Right Cheek | 4 | 1 | 20.5 | 19.86 | 0.04 | 0.638 | 0.286 | 0.739 |
| L689 | LTE B38 | QPSK20M | 38150 | 50 | 0 | Right Cheek | 4 | 1 | 20.5 | 19.82 | -0.01 | 0.650 | 0.289 | 0.760 |
| L690 | LTE B38 | QPSK20M | 37850 | 50 | 0 | Right Tilted | 4 | 1 | 20.5 | 19.86 | 0.03 | 0.755 | 0.322 | 0.875 |
| L691 | LTE B38 | QPSK20M | 38150 | 50 | 0 | Right Tilted | 4 | 1 | 20.5 | 19.82 | -0.08 | 0.568 | 0.240 | 0.664 |
| L692 | LTE B38 | QPSK20M | 38150 | 100 | 0 | Right Tilted | 4 | 1 | 20.5 | 19.85 | -0.03 | 0.767 | 0.326 | 0.890 |
| L693 | LTE B38 | QPSK20M | 38150 | 50 | 0 | Right Tilted (Repeated) | 4 | 1 | 20.5 | 19.82 | 0.02 | 0.778 | 0.331 | 0.910 |
| L201 | LTE B38 | QPSK20M | 38000 | 1 | 50 | Right Cheek | 5 | 1 | 21 | 20.98 | 0.09 | 0.450 | 0.202 | 0.452 |
| L202 | LTE B38 | QPSK20M | 38000 | 1 | 50 | Right Tilted | 5 | 1 | 21 | 20.98 | 0.16 | 0.240 | 0.107 | 0.241 |
| L203 | LTE B38 | QPSK20M | 38000 | 1 | 50 | Left Cheek | 5 | 1 | 21 | 20.98 | 0.07 | 0.079 | 0.038 | 0.079 |
| L204 | LTE B38 | QPSK20M | 38000 | 1 | 50 | Left Tilted | 5 | 1 | 21 | 20.98 | 0.04 | 0.084 | 0.040 | 0.084 |
| L205 | LTE B38 | QPSK20M | 38000 | 50 | 25 | Right Cheek | 5 | 1 | 21 | 20.92 | 0.03 | 0.375 | 0.164 | 0.382 |
| L206 | LTE B38 | QPSK20M | 38000 | 50 | 25 | Right Tilted | 5 | 1 | 21 | 20.92 | 0.03 | 0.254 | 0.112 | 0.259 |
| L207 | LTE B38 | QPSK20M | 38000 | 50 | 25 | Left Cheek | 5 | 1 | 21 | 20.92 | 0.04 | 0.077 | 0.039 | 0.079 |
| L208 | LTE B38 | QPSK20M | 38000 | 50 | 25 | Left Tilted | 5 | 1 | 21 | 20.92 | 0.01 | 0.080 | 0.038 | 0.081 |
| L211 | LTE B41 | QPSK20M | 40620 | 1 | 0 | Right Cheek | 3 | 1 | 24.5 | 24.12 | -0.06 | 0.145 | 0.094 | 0.158 |
| L212 | LTE B41 | QPSK20M | 40620 | 1 | 0 | Right Tilted | 3 | 1 | 24.5 | 24.12 | 0.03 | 0.096 | 0.059 | 0.105 |
| L213 | LTE B41 | QPSK20M | 40620 | 1 | 0 | Left Cheek | 3 | 1 | 24.5 | 24.12 | 0.05 | 0.149 | 0.099 | 0.162 |
| L214 | LTE B41 | QPSK20M | 40620 | 1 | 0 | Left Tilted | 3 | 1 | 24.5 | 24.12 | 0.11 | 0.056 | 0.034 | 0.061 |
| L215 | LTE B41 | QPSK20M | 40620 | 50 | 0 | Right Cheek | 3 | 1 | 23.5 | 23.08 | 0.09 | 0.117 | 0.076 | 0.129 |
| L216 | LTE B41 | QPSK20M | 40620 | 50 | 0 | Right Tilted | 3 | 1 | 23.5 | 23.08 | 0.14 | 0.075 | 0.046 | 0.083 |
| L217 | LTE B41 | QPSK20M | 40620 | 50 | 0 | Left Cheek | 3 | 1 | 23.5 | 23.08 | 0.04 | 0.124 | 0.082 | 0.136 |
| L218 | LTE B41 | QPSK20M | 40620 | 50 | 0 | Left Tilted | 3 | 1 | 23.5 | 23.08 | 0.01 | 0.045 | 0.027 | 0.050 |
| L221 | LTE B41 | QPSK20M | 40620 | 1 | 50 | Right Cheek | 4 | 1 | 20.5 | 19.66 | 0.08 | 0.504 | 0.218 | 0.612 |
| L222 | LTE B41 | QPSK20M | 40620 | 1 | 50 | Right Tilted | 4 | 1 | 20.5 | 19.66 | 0.11 | 0.712 | 0.300 | 0.865 |
| L223 | LTE B41 | QPSK20M | 40620 | 1 | 50 | Left Cheek | 4 | 1 | 20.5 | 19.66 | 0.04 | 0.358 | 0.182 | 0.435 |
| L224 | LTE B41 | QPSK20M | 40620 | 1 | 50 | Left Tilted | 4 | 1 | 20.5 | 19.66 | -0.08 | 0.480 | 0.232 | 0.583 |
| L225 | LTE B41 | QPSK20M | 40620 | 50 | 0 | Right Cheek | 4 | 1 | 20.5 | 19.64 | 0 | 0.549 | 0.237 | 0.669 |
| L226 | LTE B41 | QPSK20M | 40620 | 50 | 0 | Right Tilted | 4 | 1 | 20.5 | 19.64 | 0.02 | 0.734 | 0.309 | 0.894 |
| L227 | LTE B41 | QPSK20M | 40620 | 50 | 0 | Left Cheek | 4 | 1 | 20.5 | 19.64 | 0.04 | 0.357 | 0.182 | 0.435 |
| L228 | LTE B41 | QPSK20M | 40620 | 50 | 0 | Left Tilted | 4 | 1 | 20.5 | 19.64 | -0.01 | 0.481 | 0.233 | 0.586 |
| L696 | LTE B41 | QPSK20M | 39750 | 1 | 50 | Right Tilted | 4 | 1 | 20.5 | 19.61 | -0.01 | 0.782 | 0.354 | 0.960 |
| L697 | LTE B41 | QPSK20M | 41490 | 1 | 50 | Right Tilted | 4 | 1 | 20.5 | 19.63 | 0.01 | 0.768 | 0.324 | 0.938 |
| L700 | LTE B41 | QPSK20M | 39750 | 50 | 0 | Right Tilted | 4 | 1 | 20.5 | 19.57 | -0.03 | 0.517 | 0.232 | 0.640 |
| L701 | LTE B41 | QPSK20M | 41490 | 50 | 0 | Right Tilted | 4 | 1 | 20.5 | 19.56 | 0.07 | 0.794 | 0.334 | 0.986 |
| L702 | LTE B41 | QPSK20M | 41490 | 100 | 0 | Right Tilted | 4 | 1 | 20.5 | 19.64 | -0.02 | 0.779 | 0.328 | 0.949 |

| Test No. | Band | Mode | Channel | RB | offset | Test Position | Ant | SIM | Maximum Tune-up (dBm) | Conducted Power (dBm) | Power Drift (dB) | SAR 1g (W/kg) | SAR 10g (W/kg) | Reported 1g SAR |
|----------|---------|---------|---------|----|--------|---------------|-----|-----|-----------------------|-----------------------|------------------|---------------|----------------|-----------------|
| L231 | LTE B41 | QPSK20M | 41490 | 1 | 50 | Right Cheek | 5 | 1 | 21 | 20.94 | -0.1 | 0.578 | 0.249 | 0.586 |
| L232 | LTE B41 | QPSK20M | 41490 | 1 | 50 | Right Tilted | 5 | 1 | 21 | 20.94 | 0.14 | 0.330 | 0.148 | 0.335 |
| L233 | LTE B41 | QPSK20M | 41490 | 1 | 50 | Left Cheek | 5 | 1 | 21 | 20.94 | 0.05 | 0.165 | 0.079 | 0.167 |
| L234 | LTE B41 | QPSK20M | 41490 | 1 | 50 | Left Tilted | 5 | 1 | 21 | 20.94 | -0.17 | 0.144 | 0.067 | 0.146 |
| L235 | LTE B41 | QPSK20M | 41490 | 50 | 25 | Right Cheek | 5 | 1 | 21 | 20.92 | 0.11 | 0.505 | 0.251 | 0.515 |
| L236 | LTE B41 | QPSK20M | 41490 | 50 | 25 | Right Tilted | 5 | 1 | 21 | 20.92 | 0.12 | 0.332 | 0.149 | 0.338 |
| L237 | LTE B41 | QPSK20M | 41490 | 50 | 25 | Left Cheek | 5 | 1 | 21 | 20.92 | 0.04 | 0.167 | 0.079 | 0.170 |
| L238 | LTE B41 | QPSK20M | 41490 | 50 | 25 | Left Tilted | 5 | 1 | 21 | 20.92 | -0.12 | 0.146 | 0.068 | 0.149 |
| L241 | LTE B66 | QPSK20M | 132572 | 1 | 0 | Right Cheek | 3 | 1 | 24 | 23.63 | 0.06 | 0.085 | 0.055 | 0.092 |
| L242 | LTE B66 | QPSK20M | 132572 | 1 | 0 | Right Tilted | 3 | 1 | 24 | 23.63 | 0.03 | 0.056 | 0.034 | 0.061 |
| L243 | LTE B66 | QPSK20M | 132572 | 1 | 0 | Left Cheek | 3 | 1 | 24 | 23.63 | 0.05 | 0.087 | 0.058 | 0.095 |
| L244 | LTE B66 | QPSK20M | 132572 | 1 | 0 | Left Tilted | 3 | 1 | 24 | 23.63 | 0.11 | 0.033 | 0.020 | 0.036 |
| L245 | LTE B66 | QPSK20M | 132572 | 50 | 0 | Right Cheek | 3 | 1 | 23 | 22.53 | 0.07 | 0.069 | 0.044 | 0.077 |
| L246 | LTE B66 | QPSK20M | 132572 | 50 | 0 | Right Tilted | 3 | 1 | 23 | 22.53 | 0.14 | 0.044 | 0.027 | 0.049 |
| L247 | LTE B66 | QPSK20M | 132572 | 50 | 0 | Left Cheek | 3 | 1 | 23 | 22.53 | 0.04 | 0.073 | 0.048 | 0.081 |
| L248 | LTE B66 | QPSK20M | 132572 | 50 | 0 | Left Tilted | 3 | 1 | 23 | 22.53 | 0.03 | 0.027 | 0.016 | 0.030 |
| L251 | LTE B66 | QPSK20M | 132572 | 1 | 99 | Right Cheek | 4 | 1 | 17 | 15.91 | 0.04 | 0.145 | 0.098 | 0.187 |
| L252 | LTE B66 | QPSK20M | 132572 | 1 | 99 | Right Tilted | 4 | 1 | 17 | 15.91 | 0.06 | 0.236 | 0.126 | 0.304 |
| L253 | LTE B66 | QPSK20M | 132572 | 1 | 99 | Left Cheek | 4 | 1 | 17 | 15.91 | 0.02 | 0.083 | 0.074 | 0.107 |
| L254 | LTE B66 | QPSK20M | 132572 | 1 | 99 | Left Tilted | 4 | 1 | 17 | 15.91 | 0.01 | 0.171 | 0.114 | 0.220 |
| L255 | LTE B66 | QPSK20M | 132572 | 50 | 25 | Right Cheek | 4 | 1 | 17 | 15.88 | 0.03 | 0.169 | 0.110 | 0.219 |
| L256 | LTE B66 | QPSK20M | 132572 | 50 | 25 | Right Tilted | 4 | 1 | 17 | 15.88 | 0 | 0.245 | 0.125 | 0.317 |
| L257 | LTE B66 | QPSK20M | 132572 | 50 | 25 | Left Cheek | 4 | 1 | 17 | 15.88 | 0.03 | 0.103 | 0.087 | 0.133 |
| L258 | LTE B66 | QPSK20M | 132572 | 50 | 25 | Left Tilted | 4 | 1 | 17 | 15.88 | -0.06 | 0.198 | 0.129 | 0.256 |
| L261 | LTE B66 | QPSK20M | 132572 | 1 | 50 | Right Cheek | 5 | 1 | 18.3 | 18.28 | 0.08 | 0.275 | 0.152 | 0.276 |
| L262 | LTE B66 | QPSK20M | 132572 | 1 | 50 | Right Tilted | 5 | 1 | 18.3 | 18.28 | 0.01 | 0.204 | 0.109 | 0.205 |
| L263 | LTE B66 | QPSK20M | 132572 | 1 | 50 | Left Cheek | 5 | 1 | 18.3 | 18.28 | 0.01 | 0.150 | 0.096 | 0.151 |
| L264 | LTE B66 | QPSK20M | 132572 | 1 | 50 | Left Tilted | 5 | 1 | 18.3 | 18.28 | 0.05 | 0.164 | 0.100 | 0.165 |
| L265 | LTE B66 | QPSK20M | 132572 | 50 | 25 | Right Cheek | 5 | 1 | 18.3 | 18.24 | 0.06 | 0.376 | 0.153 | 0.381 |
| L266 | LTE B66 | QPSK20M | 132572 | 50 | 25 | Right Tilted | 5 | 1 | 18.3 | 18.24 | 0.10 | 0.207 | 0.109 | 0.210 |
| L267 | LTE B66 | QPSK20M | 132572 | 50 | 25 | Left Cheek | 5 | 1 | 18.3 | 18.24 | 0.07 | 0.155 | 0.098 | 0.157 |
| L268 | LTE B66 | QPSK20M | 132572 | 50 | 25 | Left Tilted | 5 | 1 | 18.3 | 18.24 | -0.14 | 0.142 | 0.086 | 0.144 |

Ant 4

| Test No. | PCC | | | | | SCC | | | | | Tune-up For LTE CA TX Power | LTE CA TX Power | Test Position | Power Drift | SAR 1g | SAR 10g | Reported 1g SAR |
|----------|---------|------------------|------------|---------------|-----------------|---------|------------------|------------|---------------|-----------------|-----------------------------|-----------------|---------------|-------------|--------|---------|-----------------|
| | Band | Band width [MHZ] | Modulation | Chan nel (UL) | RB Size/ Offset | Band | Band width [MHZ] | Modulation | Chan nel (UL) | RB Size/ Offset | | | | | | | |
| C01 | LTE B7 | 20 | QPSK | 21152 | 1/99 | LTE B7 | 20 | QPSK | 21350 | 1/0 | 18.50 | 17.69 | Right Tilted | 0.01 | 0.813 | 0.324 | 0.980 |
| C04 | LTE B38 | 20 | QPSK | 37850 | 1/99 | LTE B38 | 20 | QPSK | 38048 | 1/0 | 20.50 | 19.73 | Right Tilted | 0.05 | 0.726 | 0.289 | 0.867 |
| C07 | LTE B41 | 20 | QPSK | 40521 | 1/99 | LTE B41 | 20 | QPSK | 40719 | 1/0 | 20.50 | 19.55 | Right Tilted | 0.11 | 0.668 | 0.218 | 0.831 |

Note: The test data of CA for worst case is not larger than the LTE's, so the maximum SAR Value of CA does not need to be bold.

4G Simultaneous with WiFi

| Test No. | Band | Mode | Channel | RB | offset | Test Position | Ant | SIM | Maximum Tune-up (dBm) | Conducted Power (dBm) | Power Drift (dB) | SAR 1g (W/kg) | SAR 10g (W/kg) | Reported 1g SAR |
|----------|---------|---------|---------|----|--------|---------------|-----|-----|-----------------------|-----------------------|------------------|---------------|----------------|-----------------|
| L709 | LTE B7 | QPSK20M | 21350 | 1 | 99 | Right Cheek | 4 | 1 | 16.5 | 15.78 | 0.04 | 0.133 | 0.109 | 0.157 |
| L710 | LTE B7 | QPSK20M | 21350 | 1 | 99 | Right Tilted | 4 | 1 | 16.5 | 15.78 | -0.04 | 0.177 | 0.115 | 0.209 |
| L711 | LTE B7 | QPSK20M | 21350 | 1 | 99 | Left Cheek | 4 | 1 | 16.5 | 15.78 | 0.06 | 0.052 | 0.079 | 0.061 |
| L712 | LTE B7 | QPSK20M | 21350 | 1 | 99 | Left Tilted | 4 | 1 | 16.5 | 15.78 | -0.02 | 0.156 | 0.141 | 0.184 |
| L713 | LTE B7 | QPSK20M | 21350 | 50 | 0 | Right Cheek | 4 | 1 | 16.5 | 15.69 | 0.01 | 0.091 | 0.091 | 0.110 |
| L714 | LTE B7 | QPSK20M | 21350 | 50 | 0 | Right Tilted | 4 | 1 | 16.5 | 15.69 | 0.01 | 0.244 | 0.144 | 0.294 |
| L715 | LTE B7 | QPSK20M | 21350 | 50 | 0 | Left Cheek | 4 | 1 | 16.5 | 15.69 | -0.04 | 0.051 | 0.075 | 0.061 |
| L716 | LTE B7 | QPSK20M | 21350 | 50 | 0 | Left Tilted | 4 | 1 | 16.5 | 15.69 | -0.03 | 0.127 | 0.131 | 0.153 |
| L729 | LTE B41 | QPSK20M | 41490 | 50 | 0 | Right Cheek | 4 | 1 | 19 | 17.98 | 0.03 | 0.223 | -0.621 | 0.282 |
| L730 | LTE B41 | QPSK20M | 41490 | 50 | 0 | Right Tilted | 4 | 1 | 19 | 17.98 | -0.17 | 0.421 | -0.555 | 0.532 |
| L731 | LTE B41 | QPSK20M | 41490 | 50 | 0 | Left Cheek | 4 | 1 | 19 | 17.98 | -0.05 | 0.240 | -1.426 | 0.304 |
| L732 | LTE B41 | QPSK20M | 41490 | 50 | 0 | Left Tilted | 4 | 1 | 19 | 17.98 | -0.03 | 0.281 | -1.371 | 0.355 |

Note: The value with boldface is the maximum SAR Value of each test band.

4. Head SAR test results of 5G NR

5G NR only

| Test No. | Band | Mode | BW | Channel | Frequency (MHz) | RB | off set | Test Position | Ant | SCS Setting | Maximum Tune-up (dBm) | Conducted Power (dBm) | Power Drift (dB) | SAR 1g (W/kg) | SAR 10g (W/kg) | Reported 10g SAR (W/kg) |
|----------|-------|-----------------|-----|---------|-----------------|-----|---------|---------------|-----|-------------|-----------------------|-----------------------|------------------|---------------|----------------|-------------------------|
| N285 | 5G N5 | DFT-s-OFDM QPSK | 20M | 166800 | 834 | 50 | 25 | Right Cheek | 0 | 15 | 24.5 | 23.52 | -0.14 | 0.050 | 0.038 | 0.062 |
| N286 | 5G N5 | DFT-s-OFDM QPSK | 20M | 166800 | 834 | 50 | 25 | Right Tilted | 0 | 15 | 24.5 | 23.52 | 0.03 | 0.026 | 0.020 | 0.032 |
| N287 | 5G N5 | DFT-s-OFDM QPSK | 20M | 166800 | 834 | 50 | 25 | Left Cheek | 0 | 15 | 24.5 | 23.52 | -0.01 | 0.065 | 0.051 | 0.081 |
| N288 | 5G N5 | DFT-s-OFDM QPSK | 20M | 166800 | 834 | 50 | 25 | Left Tilted | 0 | 15 | 24.5 | 23.52 | 0.05 | 0.029 | 0.023 | 0.037 |
| N289 | 5G N5 | DFT-s-OFDM QPSK | 20M | 166800 | 834 | 2 | 0 | Right Cheek | 0 | 15 | 23.5 | 23.42 | 0.03 | 0.031 | 0.024 | 0.031 |
| N290 | 5G N5 | DFT-s-OFDM QPSK | 20M | 166800 | 834 | 2 | 0 | Right Tilted | 0 | 15 | 23.5 | 23.42 | 0.01 | 0.018 | 0.014 | 0.018 |
| N291 | 5G N5 | DFT-s-OFDM QPSK | 20M | 166800 | 834 | 2 | 0 | Left Cheek | 0 | 15 | 23.5 | 23.42 | -0.03 | 0.042 | 0.033 | 0.043 |
| N292 | 5G N5 | DFT-s-OFDM QPSK | 20M | 166800 | 834 | 2 | 0 | Left Tilted | 0 | 15 | 23.5 | 23.42 | 0.02 | 0.019 | 0.015 | 0.020 |
| N293 | 5G N5 | DFT-s-OFDM QPSK | 20M | 167800 | 839 | 1 | 104 | Left Cheek | 0 | 15 | 24.5 | 23.36 | 0.18 | 0.066 | 0.052 | 0.086 |
| N295 | 5G N5 | DFT-s-OFDM QPSK | 20M | 167300 | 836.5 | 50 | 25 | Right Cheek | 1 | 15 | 25 | 23.88 | -0.01 | 0.109 | 0.153 | 0.141 |
| N296 | 5G N5 | DFT-s-OFDM QPSK | 20M | 167300 | 836.5 | 50 | 25 | Right Tilted | 1 | 15 | 25 | 23.88 | 0.1 | 0.047 | 0.034 | 0.061 |
| N297 | 5G N5 | DFT-s-OFDM QPSK | 20M | 167300 | 836.5 | 50 | 25 | Left Cheek | 1 | 15 | 25 | 23.88 | -0.08 | 0.305 | 0.211 | 0.395 |
| N298 | 5G N5 | DFT-s-OFDM QPSK | 20M | 167300 | 836.5 | 50 | 25 | Left Tilted | 1 | 15 | 25 | 23.88 | 0.08 | 0.065 | 0.046 | 0.085 |
| N299 | 5G N5 | DFT-s-OFDM QPSK | 20M | 167800 | 839 | 100 | 0 | Right Cheek | 1 | 15 | 24 | 23.87 | 0.06 | 0.105 | 0.121 | 0.108 |
| N300 | 5G N5 | DFT-s-OFDM QPSK | 20M | 167800 | 839 | 100 | 0 | Right Tilted | 1 | 15 | 24 | 23.87 | 0.04 | 0.037 | 0.026 | 0.038 |
| N301 | 5G N5 | DFT-s-OFDM QPSK | 20M | 167800 | 839 | 100 | 0 | Left Cheek | 1 | 15 | 24 | 23.87 | 0.06 | 0.431 | 0.242 | 0.444 |
| N302 | 5G N5 | DFT-s-OFDM QPSK | 20M | 167800 | 839 | 100 | 0 | Left Tilted | 1 | 15 | 24 | 23.87 | -0.04 | 0.051 | 0.036 | 0.053 |
| N303 | 5G N5 | DFT-s-OFDM QPSK | 20M | 167800 | 839 | 1 | 104 | Left Cheek | 1 | 15 | 25 | 23.75 | 0.03 | 0.490 | 0.275 | 0.653 |

| Test No. | Band | Mode | BW | Channel | Frequency (MHz) | RB | off set | Test Position | Ant | SCS Setting | Maximum Tune-up (dBm) | Conducted Power (dBm) | Power Drift (dB) | SAR 1g (W/kg) | SAR 10g (W/kg) | Reported 10g SAR (W/kg) |
|----------|-------|-----------------|-----|---------|-----------------|-----|---------|---------------|-----|-------------|-----------------------|-----------------------|------------------|---------------|----------------|-------------------------|
| N305 | 5G N7 | DFT-s-OFDM QPSK | 20M | 502000 | 2510 | 50 | 25 | Right Cheek | 3 | 15 | 23.7 | 22.76 | 0.04 | 0.074 | 0.039 | 0.092 |
| N306 | 5G N7 | DFT-s-OFDM QPSK | 20M | 502000 | 2510 | 50 | 25 | Right Tilted | 3 | 15 | 23.7 | 22.76 | 0.09 | 0.038 | 0.017 | 0.047 |
| N307 | 5G N7 | DFT-s-OFDM QPSK | 20M | 502000 | 2510 | 50 | 25 | Left Cheek | 3 | 15 | 23.7 | 22.76 | 0.09 | 0.019 | 0.011 | 0.023 |
| N308 | 5G N7 | DFT-s-OFDM QPSK | 20M | 502000 | 2510 | 50 | 25 | Left Tilted | 3 | 15 | 23.7 | 22.76 | 0.04 | 0.061 | 0.032 | 0.076 |
| N309 | 5G N7 | DFT-s-OFDM QPSK | 20M | 507000 | 2535 | 2 | 104 | Right Cheek | 3 | 15 | 22.7 | 22.68 | 0.08 | 0.065 | 0.034 | 0.065 |
| N310 | 5G N7 | DFT-s-OFDM QPSK | 20M | 507000 | 2535 | 2 | 104 | Right Tilted | 3 | 15 | 22.7 | 22.68 | 0.07 | 0.035 | 0.015 | 0.035 |
| N311 | 5G N7 | DFT-s-OFDM QPSK | 20M | 507000 | 2535 | 2 | 104 | Left Cheek | 3 | 15 | 22.7 | 22.68 | 0.06 | 0.020 | 0.009 | 0.020 |
| N312 | 5G N7 | DFT-s-OFDM QPSK | 20M | 507000 | 2535 | 2 | 104 | Left Tilted | 3 | 15 | 22.7 | 22.68 | 0.01 | 0.035 | 0.011 | 0.035 |
| N313 | 5G N7 | DFT-s-OFDM QPSK | 20M | 502000 | 2510 | 1 | 1 | Left Cheek | 3 | 15 | 23.7 | 22.61 | 0.03 | 0.048 | 0.010 | 0.062 |
| N315 | 5G N7 | DFT-s-OFDM QPSK | 20M | 512000 | 2560 | 50 | 25 | Right Cheek | 4 | 15 | 17.2 | 17.16 | 0.08 | 0.768 | 0.338 | 0.775 |
| N316 | 5G N7 | DFT-s-OFDM QPSK | 20M | 512000 | 2560 | 50 | 25 | Right Tilted | 4 | 15 | 17.2 | 17.16 | -0.02 | 0.900 | 0.382 | 0.908 |
| N317 | 5G N7 | DFT-s-OFDM QPSK | 20M | 512000 | 2560 | 50 | 25 | Left Cheek | 4 | 15 | 17.2 | 17.16 | 0.12 | 0.404 | 0.208 | 0.408 |
| N318 | 5G N7 | DFT-s-OFDM QPSK | 20M | 512000 | 2560 | 50 | 25 | Left Tilted | 4 | 15 | 17.2 | 17.16 | -0.11 | 0.503 | 0.249 | 0.508 |
| N319 | 5G N7 | DFT-s-OFDM QPSK | 20M | 502000 | 2510 | 100 | 0 | Right Cheek | 4 | 15 | 17.2 | 17.01 | -0.04 | 0.790 | 0.357 | 0.825 |
| N320 | 5G N7 | DFT-s-OFDM QPSK | 20M | 502000 | 2510 | 100 | 0 | Right Tilted | 4 | 15 | 17.2 | 17.01 | 0.06 | 0.740 | 0.325 | 0.773 |
| N321 | 5G N7 | DFT-s-OFDM QPSK | 20M | 502000 | 2510 | 100 | 0 | Left Cheek | 4 | 15 | 17.2 | 17.01 | 0.03 | 0.400 | 0.208 | 0.418 |
| N322 | 5G N7 | DFT-s-OFDM QPSK | 20M | 502000 | 2510 | 100 | 0 | Left Tilted | 4 | 15 | 17.2 | 17.01 | -0.13 | 0.504 | 0.249 | 0.527 |
| N323 | 5G N7 | DFT-s-OFDM QPSK | 20M | 502000 | 2510 | 50 | 25 | Right Cheek | 4 | 15 | 17.2 | 17.12 | -0.02 | 0.797 | 0.36 | 0.812 |
| N324 | 5G N7 | DFT-s-OFDM QPSK | 20M | 507000 | 2535 | 50 | 25 | Right Cheek | 4 | 15 | 17.2 | 17.11 | 0.02 | 0.848 | 0.367 | 0.866 |
| N498 | 5G N7 | DFT-s-OFDM QPSK | 20M | 502000 | 2510 | 50 | 25 | Right Tilted | 4 | 15 | 17.2 | 17.12 | -0.02 | 0.694 | 0.291 | 0.707 |
| N499 | 5G N7 | DFT-s-OFDM QPSK | 20M | 507000 | 2535 | 50 | 25 | Right Tilted | 4 | 15 | 17.2 | 17.11 | 0.02 | 0.733 | 0.307 | 0.748 |
| N502 | 5G N7 | DFT-s-OFDM QPSK | 20M | 512000 | 2560 | 100 | 0 | Right Tilted | 4 | 15 | 17.2 | 17.01 | -0.08 | 0.812 | 0.346 | 0.848 |
| N503 | 5G N7 | DFT-s-OFDM QPSK | 20M | 507000 | 2535 | 100 | 0 | Right Tilted | 4 | 15 | 17.2 | 17.01 | 0.13 | 0.734 | 0.316 | 0.767 |
| N325 | 5G N7 | DFT-s-OFDM QPSK | 20M | 507000 | 2535 | 1 | 1 | Right Tilted | 4 | 15 | 17.2 | 17.09 | 0 | 0.665 | 0.287 | 0.682 |

| Test No. | Band | Mode | BW | Channel | Frequ ency (MHz) | RB | off set | Test Position | Ant | SCS Setting | Maximum Tune-up (dBm) | Conducted Power (dBm) | Power Drift (dB) | SAR 1g (W/kg) | SAR 10g (W/kg) | Reported 10g SAR (W/kg) |
|----------|-----------|--------------------|-----|---------|------------------------|-----|------------|------------------|-----|----------------|-----------------------------|-----------------------------|------------------------|---------------------|----------------------|-------------------------------|
| N327 | 5G N7 | DFT-s-OFDM QPSK | 20M | 502000 | 2510 | 50 | 25 | Right Cheek | 5 | 15 | 18.7 | 18.59 | -0.03 | 0.235 | 0.110 | 0.241 |
| N328 | 5G N7 | DFT-s-OFDM QPSK | 20M | 502000 | 2510 | 50 | 25 | Right Tilted | 5 | 15 | 18.7 | 18.59 | 0.08 | 0.138 | 0.062 | 0.142 |
| N329 | 5G N7 | DFT-s-OFDM QPSK | 20M | 502000 | 2510 | 50 | 25 | Left Cheek | 5 | 15 | 18.7 | 18.59 | 0.08 | 0.094 | 0.046 | 0.096 |
| N330 | 5G N7 | DFT-s-OFDM QPSK | 20M | 502000 | 2510 | 50 | 25 | Left Tilted | 5 | 15 | 18.7 | 18.59 | 0.05 | 0.049 | 0.025 | 0.050 |
| N331 | 5G N7 | DFT-s-OFDM QPSK | 20M | 502000 | 2510 | 100 | 0 | Right Cheek | 5 | 15 | 18.7 | 18.55 | 0.04 | 0.234 | 0.110 | 0.242 |
| N332 | 5G N7 | DFT-s-OFDM QPSK | 20M | 502000 | 2510 | 100 | 0 | Right Tilted | 5 | 15 | 18.7 | 18.55 | 0.04 | 0.134 | 0.061 | 0.139 |
| N333 | 5G N7 | DFT-s-OFDM QPSK | 20M | 502000 | 2510 | 100 | 0 | Left Cheek | 5 | 15 | 18.7 | 18.55 | -0.14 | 0.095 | 0.045 | 0.098 |
| N334 | 5G N7 | DFT-s-OFDM QPSK | 20M | 502000 | 2510 | 100 | 0 | Left Tilted | 5 | 15 | 18.7 | 18.55 | -0.02 | 0.049 | 0.024 | 0.051 |
| N335 | 5G N7 | DFT-s-OFDM QPSK | 20M | 502000 | 2510 | 1 | 1 | Right Cheek | 5 | 15 | 18.7 | 18.48 | 0.19 | 0.211 | 0.099 | 0.222 |
| N337 | 5G N7 | DFT-s-OFDM QPSK | 20M | 507000 | 2535 | 1 | 1 | Right Cheek | 6 | 15 | 16.2 | 16.19 | 0.04 | 0.145 | 0.055 | 0.145 |
| N338 | 5G N7 | DFT-s-OFDM QPSK | 20M | 507000 | 2535 | 1 | 1 | Right Tilted | 6 | 15 | 16.2 | 16.19 | 0.06 | 0.037 | 0.017 | 0.037 |
| N339 | 5G N7 | DFT-s-OFDM QPSK | 20M | 507000 | 2535 | 1 | 1 | Left Cheek | 6 | 15 | 16.2 | 16.19 | 0.06 | 0.212 | 0.086 | 0.212 |
| N340 | 5G N7 | DFT-s-OFDM QPSK | 20M | 507000 | 2535 | 1 | 1 | Left Tilted | 6 | 15 | 16.2 | 16.19 | 0.04 | 0.100 | 0.047 | 0.100 |
| N341 | 5G N7 | DFT-s-OFDM QPSK | 20M | 502000 | 2510 | 100 | 0 | Right Cheek | 6 | 15 | 16.2 | 15.83 | 0.05 | 0.097 | 0.038 | 0.105 |
| N342 | 5G N7 | DFT-s-OFDM QPSK | 20M | 502000 | 2510 | 100 | 0 | Right Tilted | 6 | 15 | 16.2 | 15.83 | 0.18 | 0.039 | 0.018 | 0.042 |
| N343 | 5G N7 | DFT-s-OFDM QPSK | 20M | 502000 | 2510 | 100 | 0 | Left Cheek | 6 | 15 | 16.2 | 15.83 | 0.8 | 0.215 | 0.087 | 0.234 |
| N344 | 5G N7 | DFT-s-OFDM QPSK | 20M | 502000 | 2510 | 100 | 0 | Left Tilted | 6 | 15 | 16.2 | 15.83 | -0.01 | 0.107 | 0.050 | 0.117 |
| N345 | 5G N7 | DFT-s-OFDM QPSK | 20M | 502000 | 2510 | 1 | 104 | Left Cheek | 6 | 15 | 16.2 | 16.17 | 0.03 | 0.205 | 0.087 | 0.206 |
| N347 | 5G N38 | DFT-s-OFDM QPSK | 20M | 522000 | 2610 | 25 | 12 | Right Cheek | 3 | 30 | 24.2 | 23.33 | 0.08 | 0.122 | 0.063 | 0.149 |
| N348 | 5G N38 | DFT-s-OFDM QPSK | 20M | 522000 | 2610 | 25 | 12 | Right Tilted | 3 | 30 | 24.2 | 23.33 | 0.02 | 0.041 | 0.018 | 0.050 |
| N349 | 5G N38 | DFT-s-OFDM QPSK | 20M | 522000 | 2610 | 25 | 12 | Left Cheek | 3 | 30 | 24.2 | 23.33 | 0.08 | 0.047 | 0.022 | 0.057 |
| N350 | 5G N38 | DFT-s-OFDM QPSK | 20M | 522000 | 2610 | 25 | 12 | Left Tilted | 3 | 30 | 24.2 | 23.33 | -0.16 | 0.081 | 0.041 | 0.098 |
| N351 | 5G N38 | DFT-s-OFDM QPSK | 20M | 516000 | 2580 | 2 | 0 | Right Cheek | 3 | 30 | 23.2 | 23.12 | -0.07 | 0.113 | 0.060 | 0.115 |
| N352 | 5G N38 | DFT-s-OFDM QPSK | 20M | 516000 | 2580 | 2 | 0 | Right Tilted | 3 | 30 | 23.2 | 23.12 | -0.12 | 0.036 | 0.018 | 0.037 |
| N353 | 5G N38 | DFT-s-OFDM QPSK | 20M | 516000 | 2580 | 2 | 0 | Left Cheek | 3 | 30 | 23.2 | 23.12 | -0.01 | 0.039 | 0.016 | 0.040 |
| N354 | 5G N38 | DFT-s-OFDM QPSK | 20M | 516000 | 2580 | 2 | 0 | Left Tilted | 3 | 30 | 23.2 | 23.12 | -0.08 | 0.061 | 0.031 | 0.062 |
| N355 | 5G N38 | DFT-s-OFDM QPSK | 20M | 519000 | 2595 | 1 | 1 | Right Cheek | 3 | 30 | 23.2 | 23.12 | -0.01 | 0.119 | 0.062 | 0.121 |

| Test No. | Band | Mode | BW | Channel | Frequ ency (MHz) | RB | off set | Test Position | Ant | SCS Setting | Maximum Tune-up (dBm) | Conducted Power (dBm) | Power Drift (dB) | SAR 1g (W/kg) | SAR 10g (W/kg) | Reported 10g SAR (W/kg) |
|----------|-----------|--------------------|-----|---------|------------------------|----|------------|------------------|-----|----------------|-----------------------------|-----------------------------|------------------------|---------------------|----------------------|-------------------------------|
| N357 | 5G N38 | DFT-s-OFDM QPSK | 20M | 522000 | 2610 | 25 | 12 | Right Cheek | 4 | 30 | 17.2 | 16.79 | -0.02 | 0.857 | 0.389 | 0.942 |
| N504 | 5G N38 | DFT-s-OFDM QPSK | 20M | 522000 | 2610 | 25 | 12 | Right Tilted | 4 | 30 | 17.2 | 16.79 | 0.03 | 1.020 | 0.450 | 1.121 |
| N359 | 5G N38 | DFT-s-OFDM QPSK | 20M | 522000 | 2610 | 25 | 12 | Left Cheek | 4 | 30 | 17.2 | 16.79 | 0 | 0.694 | 0.345 | 0.763 |
| N360 | 5G N38 | DFT-s-OFDM QPSK | 20M | 522000 | 2610 | 25 | 12 | Left Tilted | 4 | 30 | 17.2 | 16.79 | 0.07 | 0.846 | 0.404 | 0.930 |
| N361 | 5G N38 | DFT-s-OFDM QPSK | 20M | 516000 | 2580 | 1 | 0 | Right Cheek | 4 | 30 | 17.2 | 16.69 | 0.05 | 0.522 | 0.365 | 0.587 |
| N362 | 5G N38 | DFT-s-OFDM QPSK | 20M | 516000 | 2580 | 1 | 0 | Right Tilted | 4 | 30 | 17.2 | 16.69 | 0.02 | 0.951 | 0.418 | 1.069 |
| N363 | 5G N38 | DFT-s-OFDM QPSK | 20M | 516000 | 2580 | 1 | 0 | Left Cheek | 4 | 30 | 17.2 | 16.69 | 0.06 | 0.667 | 0.328 | 0.750 |
| N364 | 5G N38 | DFT-s-OFDM QPSK | 20M | 516000 | 2580 | 1 | 0 | Left Tilted | 4 | 30 | 17.2 | 16.69 | -0.01 | 0.792 | 0.379 | 0.891 |
| N365 | 5G N38 | DFT-s-OFDM QPSK | 20M | 516000 | 2580 | 25 | 12 | Right Cheek | 4 | 30 | 17.2 | 16.72 | 0.04 | 0.868 | 0.385 | 0.969 |
| N366 | 5G N38 | DFT-s-OFDM QPSK | 20M | 519000 | 2595 | 25 | 12 | Right Cheek | 4 | 30 | 17.2 | 16.74 | 0.04 | 0.876 | 0.392 | 0.974 |
| N367 | 5G N38 | DFT-s-OFDM QPSK | 20M | 516000 | 2580 | 25 | 12 | Right Tilted | 4 | 30 | 17.2 | 16.72 | 0.05 | 0.926 | 0.400 | 1.034 |
| N368 | 5G N38 | DFT-s-OFDM QPSK | 20M | 519000 | 2595 | 25 | 12 | Right Tilted | 4 | 30 | 17.2 | 16.74 | -0.02 | 1.030 | 0.457 | 1.145 |
| N369 | 5G N38 | DFT-s-OFDM QPSK | 20M | 516000 | 2580 | 25 | 12 | Left Cheek | 4 | 30 | 17.2 | 16.72 | -0.02 | 0.708 | 0.346 | 0.791 |
| N370 | 5G N38 | DFT-s-OFDM QPSK | 20M | 519000 | 2595 | 25 | 12 | Left Cheek | 4 | 30 | 17.2 | 16.74 | 0.04 | 0.749 | 0.366 | 0.833 |
| N371 | 5G N38 | DFT-s-OFDM QPSK | 20M | 516000 | 2580 | 25 | 12 | Left Tilted | 4 | 30 | 17.2 | 16.72 | -0.01 | 0.825 | 0.394 | 0.921 |
| N372 | 5G N38 | DFT-s-OFDM QPSK | 20M | 519000 | 2595 | 25 | 12 | Left Tilted | 4 | 30 | 17.2 | 16.74 | 0.03 | 0.848 | 0.406 | 0.943 |
| N373 | 5G N38 | DFT-s-OFDM QPSK | 20M | 519000 | 2595 | 1 | 0 | Right Cheek | 4 | 30 | 17.2 | 16.67 | 0.05 | 0.834 | 0.372 | 0.942 |
| N374 | 5G N38 | DFT-s-OFDM QPSK | 20M | 522000 | 2610 | 1 | 0 | Right Cheek | 4 | 30 | 17.2 | 16.62 | 0.04 | 0.824 | 0.373 | 0.942 |
| N375 | 5G N38 | DFT-s-OFDM QPSK | 20M | 519000 | 2595 | 1 | 0 | Right Tilted | 4 | 30 | 17.2 | 16.67 | -0.01 | 0.982 | 0.432 | 1.109 |
| N376 | 5G N38 | DFT-s-OFDM QPSK | 20M | 522000 | 2610 | 1 | 0 | Right Tilted | 4 | 30 | 17.2 | 16.62 | 0.01 | 0.976 | 0.434 | 1.115 |
| N377 | 5G N38 | DFT-s-OFDM QPSK | 20M | 519000 | 2595 | 1 | 0 | Left Cheek | 4 | 30 | 17.2 | 16.67 | 0.03 | 0.696 | 0.341 | 0.786 |
| N378 | 5G N38 | DFT-s-OFDM QPSK | 20M | 522000 | 2610 | 1 | 0 | Left Cheek | 4 | 30 | 17.2 | 16.62 | 0.02 | 0.725 | 0.354 | 0.829 |
| N379 | 5G N38 | DFT-s-OFDM QPSK | 20M | 519000 | 2595 | 1 | 0 | Left Tilted | 4 | 30 | 17.2 | 16.67 | -0.01 | 0.787 | 0.378 | 0.889 |
| N380 | 5G N38 | DFT-s-OFDM QPSK | 20M | 522000 | 2610 | 1 | 0 | Left Tilted | 4 | 30 | 17.2 | 16.62 | -0.02 | 0.816 | 0.390 | 0.933 |
| N381 | 5G N38 | DFT-s-OFDM QPSK | 20M | 519000 | 2595 | 1 | 1 | Right Tilted | 4 | 30 | 17.2 | 16.59 | -0.03 | 0.991 | 0.437 | 1.140 |

| Test No. | Band | Mode | BW | Channel | Frequency (MHz) | RB | off set | Test Position | Ant | SCS Setting | Maximum Tune-up (dBm) | Conducted Power (dBm) | Power Drift (dB) | SAR 1g (W/kg) | SAR 10g (W/kg) | Reported 10g SAR (W/kg) |
|----------|--------|-----------------|------|---------|-----------------|-----|---------|---------------|-----|-------------|-----------------------|-----------------------|------------------|---------------|----------------|-------------------------|
| N383 | 5G N38 | DFT-s-OFDM QPSK | 20M | 522000 | 2610 | 25 | 12 | Right Cheek | 5 | 30 | 17.2 | 17.17 | 0.04 | 0.500 | 0.222 | 0.504 |
| N384 | 5G N38 | DFT-s-OFDM QPSK | 20M | 522000 | 2610 | 25 | 12 | Right Tilted | 5 | 30 | 17.2 | 17.17 | -0.02 | 0.340 | 0.150 | 0.342 |
| N385 | 5G N38 | DFT-s-OFDM QPSK | 20M | 522000 | 2610 | 25 | 12 | Left Cheek | 5 | 30 | 17.2 | 17.17 | 0.06 | 0.159 | 0.074 | 0.160 |
| N386 | 5G N38 | DFT-s-OFDM QPSK | 20M | 522000 | 2610 | 25 | 12 | Left Tilted | 5 | 30 | 17.2 | 17.17 | 0.05 | 0.100 | 0.048 | 0.101 |
| N387 | 5G N38 | DFT-s-OFDM QPSK | 20M | 522000 | 2610 | 50 | 0 | Right Cheek | 5 | 30 | 17.2 | 17.13 | 0.05 | 0.503 | 0.223 | 0.511 |
| N388 | 5G N38 | DFT-s-OFDM QPSK | 20M | 522000 | 2610 | 50 | 0 | Right Tilted | 5 | 30 | 17.2 | 17.13 | 0.04 | 0.340 | 0.150 | 0.346 |
| N389 | 5G N38 | DFT-s-OFDM QPSK | 20M | 522000 | 2610 | 50 | 0 | Left Cheek | 5 | 30 | 17.2 | 17.13 | 0.06 | 0.158 | 0.074 | 0.161 |
| N390 | 5G N38 | DFT-s-OFDM QPSK | 20M | 522000 | 2610 | 50 | 0 | Left Tilted | 5 | 30 | 17.2 | 17.13 | 0.06 | 0.100 | 0.048 | 0.102 |
| N391 | 5G N38 | DFT-s-OFDM QPSK | 20M | 519000 | 2595 | 1 | 1 | Right Cheek | 5 | 30 | 17.2 | 17.06 | 0.05 | 0.407 | 0.180 | 0.420 |
| N393 | 5G N38 | DFT-s-OFDM QPSK | 20M | 519000 | 2595 | 1 | 1 | Right Cheek | 6 | 30 | 16.7 | 16.67 | 0.03 | 0.273 | 0.096 | 0.275 |
| N394 | 5G N38 | DFT-s-OFDM QPSK | 20M | 519000 | 2595 | 1 | 1 | Right Tilted | 6 | 30 | 16.7 | 16.67 | 0.04 | 0.044 | 0.020 | 0.044 |
| N395 | 5G N38 | DFT-s-OFDM QPSK | 20M | 519000 | 2595 | 1 | 1 | Left Cheek | 6 | 30 | 16.7 | 16.67 | 0.04 | 0.183 | 0.082 | 0.184 |
| N396 | 5G N38 | DFT-s-OFDM QPSK | 20M | 519000 | 2595 | 1 | 1 | Left Tilted | 6 | 30 | 16.7 | 16.67 | 0.02 | 0.084 | 0.041 | 0.085 |
| N397 | 5G N38 | DFT-s-OFDM QPSK | 20M | 516000 | 2580 | 2 | 0 | Right Cheek | 6 | 30 | 16.7 | 16.52 | 0.05 | 0.275 | 0.099 | 0.287 |
| N398 | 5G N38 | DFT-s-OFDM QPSK | 20M | 516000 | 2580 | 2 | 0 | Right Tilted | 6 | 30 | 16.7 | 16.52 | 0.06 | 0.036 | 0.018 | 0.038 |
| N399 | 5G N38 | DFT-s-OFDM QPSK | 20M | 516000 | 2580 | 2 | 0 | Left Cheek | 6 | 30 | 16.7 | 16.52 | 0.15 | 0.247 | 0.103 | 0.257 |
| N400 | 5G N38 | DFT-s-OFDM QPSK | 20M | 516000 | 2580 | 2 | 0 | Left Tilted | 6 | 30 | 16.7 | 16.52 | 0.09 | 0.095 | 0.046 | 0.099 |
| N401 | 5G N38 | DFT-s-OFDM QPSK | 20M | 516000 | 2580 | 1 | 49 | Right Cheek | 6 | 30 | 16.7 | 16.59 | 0.01 | 0.262 | 0.091 | 0.269 |
| N403 | 5G N41 | DFT-s-OFDM QPSK | 100M | 528000 | 2640 | 135 | 67 | Right Cheek | 3 | 30 | 24.2 | 23.28 | 0.07 | 0.121 | 0.064 | 0.150 |
| N404 | 5G N41 | DFT-s-OFDM QPSK | 100M | 528000 | 2640 | 135 | 67 | Right Tilted | 3 | 30 | 24.2 | 23.28 | 0.07 | 0.039 | 0.019 | 0.048 |
| N405 | 5G N41 | DFT-s-OFDM QPSK | 100M | 528000 | 2640 | 135 | 67 | Left Cheek | 3 | 30 | 24.2 | 23.28 | 0.04 | 0.048 | 0.023 | 0.060 |
| N406 | 5G N41 | DFT-s-OFDM QPSK | 100M | 528000 | 2640 | 135 | 67 | Left Tilted | 3 | 30 | 24.2 | 23.28 | -0.01 | 0.083 | 0.042 | 0.103 |
| N407 | 5G N41 | DFT-s-OFDM QPSK | 100M | 528000 | 2640 | 270 | 0 | Right Cheek | 3 | 30 | 23.2 | 23.09 | -0.01 | 0.126 | 0.066 | 0.129 |
| N408 | 5G N41 | DFT-s-OFDM QPSK | 100M | 528000 | 2640 | 270 | 0 | Right Tilted | 3 | 30 | 23.2 | 23.09 | 0.08 | 0.121 | 0.064 | 0.124 |
| N409 | 5G N41 | DFT-s-OFDM QPSK | 100M | 528000 | 2640 | 270 | 0 | Left Cheek | 3 | 30 | 23.2 | 23.09 | 0.05 | 0.042 | 0.017 | 0.043 |
| N410 | 5G N41 | DFT-s-OFDM QPSK | 100M | 528000 | 2640 | 270 | 0 | Left Tilted | 3 | 30 | 23.2 | 23.09 | 0.08 | 0.065 | 0.033 | 0.066 |
| N411 | 5G N41 | DFT-s-OFDM QPSK | 100M | 528000 | 2640 | 1 | 271 | Right Cheek | 3 | 30 | 24.2 | 22.36 | 0.04 | 0.050 | 0.024 | 0.076 |

| Test No. | Band | Mode | BW | Channel | Frequ ency (MHz) | RB | off set | Test Position | Ant | SCS Setting | Maximum Tune-up (dBm) | Conducted Power (dBm) | Power Drift (dB) | SAR 1g (W/kg) | SAR 10g (W/kg) | Reported 10g SAR (W/kg) |
|----------|-----------|--------------------|------|---------|------------------------|----|------------|------------------|-----|----------------|-----------------------------|-----------------------------|------------------------|---------------------|----------------------|-------------------------------|
| N413 | 5G N41 | DFT-s-OFDM QPSK | 100M | 509202 | 2546.01 | 1 | 271 | Right Cheek | 4 | 30 | 16.7 | 16.65 | 0.01 | 0.864 | 0.385 | 0.874 |
| N505 | 5G N41 | DFT-s-OFDM QPSK | 100M | 509202 | 2546.01 | 1 | 271 | Right Tilted | 4 | 30 | 16.7 | 16.65 | 0.09 | 0.970 | 0.408 | 0.981 |
| N415 | 5G N41 | DFT-s-OFDM QPSK | 100M | 509202 | 2546.01 | 1 | 271 | Left Cheek | 4 | 30 | 16.7 | 16.65 | -0.09 | 0.557 | 0.278 | 0.563 |
| N416 | 5G N41 | DFT-s-OFDM QPSK | 100M | 509202 | 2546.01 | 1 | 271 | Left Tilted | 4 | 30 | 16.7 | 16.65 | 0.02 | 0.668 | 0.319 | 0.676 |
| N417 | 5G N41 | DFT-s-OFDM QPSK | 100M | 518598 | 2592.99 | 2 | 0 | Right Cheek | 4 | 30 | 16.7 | 16.65 | 0.09 | 0.863 | 0.386 | 0.873 |
| N418 | 5G N41 | DFT-s-OFDM QPSK | 100M | 518598 | 2592.99 | 2 | 0 | Right Tilted | 4 | 30 | 16.7 | 16.65 | 0.16 | 0.925 | 0.396 | 0.936 |
| N419 | 5G N41 | DFT-s-OFDM QPSK | 100M | 518598 | 2592.99 | 2 | 0 | Left Cheek | 4 | 30 | 16.7 | 16.65 | 0.05 | 0.518 | 0.264 | 0.524 |
| N420 | 5G N41 | DFT-s-OFDM QPSK | 100M | 518598 | 2592.99 | 2 | 0 | Left Tilted | 4 | 30 | 16.7 | 16.65 | -0.01 | 0.632 | 0.306 | 0.639 |
| N421 | 5G N41 | DFT-s-OFDM QPSK | 100M | 518598 | 2592.99 | 1 | 271 | Right Cheek | 4 | 30 | 16.7 | 16.63 | -0.03 | 0.808 | 0.353 | 0.821 |
| N422 | 5G N41 | DFT-s-OFDM QPSK | 100M | 528000 | 2640 | 1 | 271 | Right Cheek | 4 | 30 | 16.7 | 16.23 | -0.08 | 0.669 | 0.297 | 0.745 |
| N423 | 5G N41 | DFT-s-OFDM QPSK | 100M | 518598 | 2592.99 | 1 | 271 | Right Tilted | 4 | 30 | 16.7 | 16.63 | 0.04 | 0.946 | 0.397 | 0.961 |
| N424 | 5G N41 | DFT-s-OFDM QPSK | 100M | 528000 | 2640 | 1 | 271 | Right Tilted | 4 | 30 | 16.7 | 16.23 | -0.07 | 0.818 | 0.344 | 0.911 |
| N425 | 5G N41 | DFT-s-OFDM QPSK | 100M | 518598 | 2592.99 | 1 | 271 | Left Cheek | 4 | 30 | 16.7 | 16.63 | -0.01 | 0.620 | 0.162 | 0.630 |
| N426 | 5G N41 | DFT-s-OFDM QPSK | 100M | 528000 | 2640 | 1 | 271 | Left Cheek | 4 | 30 | 16.7 | 16.23 | 0.05 | 0.669 | 0.330 | 0.745 |
| N427 | 5G N41 | DFT-s-OFDM QPSK | 100M | 518598 | 2592.99 | 1 | 271 | Left Tilted | 4 | 30 | 16.7 | 16.63 | 0 | 0.678 | 0.322 | 0.689 |
| N428 | 5G N41 | DFT-s-OFDM QPSK | 100M | 528000 | 2640 | 1 | 271 | Left Tilted | 4 | 30 | 16.7 | 16.23 | 0.02 | 0.623 | 0.295 | 0.694 |
| N429 | 5G N41 | DFT-s-OFDM QPSK | 100M | 509202 | 2546.01 | 2 | 0 | Right Cheek | 4 | 30 | 16.7 | 16.35 | 0.08 | 0.790 | 0.364 | 0.856 |
| N430 | 5G N41 | DFT-s-OFDM QPSK | 100M | 528000 | 2640 | 2 | 0 | Right Cheek | 4 | 30 | 16.7 | 16.60 | -0.07 | 0.956 | 0.423 | 0.978 |
| N431 | 5G N41 | DFT-s-OFDM QPSK | 100M | 509202 | 2546.01 | 2 | 0 | Right Tilted | 4 | 30 | 16.7 | 16.35 | -0.05 | 0.917 | 0.403 | 0.994 |
| N432 | 5G N41 | DFT-s-OFDM QPSK | 100M | 528000 | 2640 | 2 | 0 | Right Tilted | 4 | 30 | 16.7 | 16.60 | -0.02 | 1.050 | 0.441 | 1.074 |
| N433 | 5G N41 | DFT-s-OFDM QPSK | 100M | 509202 | 2546.01 | 2 | 0 | Left Cheek | 4 | 30 | 16.7 | 16.35 | 0.08 | 0.721 | 0.375 | 0.782 |
| N434 | 5G N41 | DFT-s-OFDM QPSK | 100M | 528000 | 2640 | 2 | 0 | Left Cheek | 4 | 30 | 16.7 | 16.60 | 0 | 0.768 | 0.389 | 0.786 |
| N435 | 5G N41 | DFT-s-OFDM QPSK | 100M | 509202 | 2546.01 | 2 | 0 | Left Tilted | 4 | 30 | 16.7 | 16.35 | 0.04 | 0.716 | 0.345 | 0.776 |
| N436 | 5G N41 | DFT-s-OFDM QPSK | 100M | 528000 | 2640 | 2 | 0 | Left Tilted | 4 | 30 | 16.7 | 16.60 | 0 | 0.786 | 0.376 | 0.804 |
| N506 | 5G N41 | DFT-s-OFDM QPSK | 100M | 528000 | 2640 | 1 | 1 | Right Tilted | 4 | 30 | 16.7 | 16.62 | 0.05 | 1.060 | 0.442 | 1.080 |

| Test No. | Band | Mode | BW | Channel | Frequency (MHz) | RB | off set | Test Position | Ant | SCS Setting | Maximum Tune-up (dBm) | Conducted Power (dBm) | Power Drift (dB) | SAR 1g (W/kg) | SAR 10g (W/kg) | Reported 10g SAR (W/kg) |
|----------|--------|-----------------|------|---------|-----------------|-----|---------|---------------|-----|-------------|-----------------------|-----------------------|------------------|---------------|----------------|-------------------------|
| N439 | 5G N41 | DFT-s-OFDM QPSK | 100M | 528000 | 2640 | 135 | 67 | Right Cheek | 5 | 30 | 17.5 | 17.48 | 0.08 | 0.679 | 0.295 | 0.682 |
| N440 | 5G N41 | DFT-s-OFDM QPSK | 100M | 528000 | 2640 | 135 | 67 | Right Tilted | 5 | 30 | 17.5 | 17.48 | 0.05 | 0.387 | 0.169 | 0.389 |
| N441 | 5G N41 | DFT-s-OFDM QPSK | 100M | 528000 | 2640 | 135 | 67 | Left Cheek | 5 | 30 | 17.5 | 17.48 | 0.13 | 0.157 | 0.076 | 0.158 |
| N442 | 5G N41 | DFT-s-OFDM QPSK | 100M | 528000 | 2640 | 135 | 67 | Left Tilted | 5 | 30 | 17.5 | 17.48 | 0.04 | 0.145 | 0.068 | 0.146 |
| N443 | 5G N41 | DFT-s-OFDM QPSK | 100M | 528000 | 2640 | 2 | 0 | Right Cheek | 5 | 30 | 17.5 | 17.47 | 0.03 | 0.517 | 0.222 | 0.521 |
| N444 | 5G N41 | DFT-s-OFDM QPSK | 100M | 528000 | 2640 | 2 | 0 | Right Tilted | 5 | 30 | 17.5 | 17.47 | 0.05 | 0.232 | 0.102 | 0.234 |
| N445 | 5G N41 | DFT-s-OFDM QPSK | 100M | 528000 | 2640 | 2 | 0 | Left Cheek | 5 | 30 | 17.5 | 17.47 | 0.04 | 0.151 | 0.072 | 0.152 |
| N446 | 5G N41 | DFT-s-OFDM QPSK | 100M | 528000 | 2640 | 2 | 0 | Left Tilted | 5 | 30 | 17.5 | 17.47 | 0.07 | 0.104 | 0.049 | 0.105 |
| N447 | 5G N41 | DFT-s-OFDM QPSK | 100M | 518598 | 2592.99 | 1 | 1 | Right Cheek | 5 | 30 | 17.5 | 17.38 | 0.07 | 0.210 | 0.092 | 0.216 |
| N449 | 5G N41 | DFT-s-OFDM QPSK | 100M | 509202 | 2546.01 | 135 | 67 | Right Cheek | 6 | 30 | 18.2 | 18.18 | 0.03 | 0.288 | 0.101 | 0.289 |
| N450 | 5G N41 | DFT-s-OFDM QPSK | 100M | 509202 | 2546.01 | 135 | 67 | Right Tilted | 6 | 30 | 18.2 | 18.18 | 0.07 | 0.046 | 0.021 | 0.046 |
| N451 | 5G N41 | DFT-s-OFDM QPSK | 100M | 509202 | 2546.01 | 135 | 67 | Left Cheek | 6 | 30 | 18.2 | 18.18 | 0.07 | 0.177 | 0.079 | 0.178 |
| N452 | 5G N41 | DFT-s-OFDM QPSK | 100M | 509202 | 2546.01 | 135 | 67 | Left Tilted | 6 | 30 | 18.2 | 18.18 | 0.09 | 0.082 | 0.040 | 0.082 |
| N453 | 5G N41 | DFT-s-OFDM QPSK | 100M | 509202 | 2546.01 | 270 | 0 | Right Cheek | 6 | 30 | 18.2 | 18.13 | 0.01 | 0.294 | 0.106 | 0.299 |
| N454 | 5G N41 | DFT-s-OFDM QPSK | 100M | 509202 | 2546.01 | 270 | 0 | Right Tilted | 6 | 30 | 18.2 | 18.13 | -0.02 | 0.039 | 0.019 | 0.040 |
| N455 | 5G N41 | DFT-s-OFDM QPSK | 100M | 509202 | 2546.01 | 270 | 0 | Left Cheek | 6 | 30 | 18.2 | 18.13 | 0.15 | 0.243 | 0.101 | 0.247 |
| N456 | 5G N41 | DFT-s-OFDM QPSK | 100M | 509202 | 2546.01 | 270 | 0 | Left Tilted | 6 | 30 | 18.2 | 18.13 | 0.09 | 0.094 | 0.045 | 0.096 |
| N457 | 5G N41 | DFT-s-OFDM QPSK | 100M | 509202 | 2546.01 | 1 | 1 | Right Cheek | 6 | 30 | 18.2 | 18.14 | -0.14 | 0.159 | 0.066 | 0.161 |
| N459 | 5G N66 | DFT-s-OFDM QPSK | 20M | 349000 | 1745 | 50 | 25 | Right Cheek | 3 | 15 | 24.2 | 23.03 | 0.05 | 0.074 | 0.039 | 0.096 |
| N460 | 5G N66 | DFT-s-OFDM QPSK | 20M | 349000 | 1745 | 50 | 25 | Right Tilted | 3 | 15 | 24.2 | 23.03 | 0.07 | 0.023 | 0.011 | 0.030 |
| N461 | 5G N66 | DFT-s-OFDM QPSK | 20M | 349000 | 1745 | 50 | 25 | Left Cheek | 3 | 15 | 24.2 | 23.03 | 0.04 | 0.028 | 0.014 | 0.037 |
| N462 | 5G N66 | DFT-s-OFDM QPSK | 20M | 349000 | 1745 | 50 | 25 | Left Tilted | 3 | 15 | 24.2 | 23.03 | 0.18 | 0.049 | 0.025 | 0.064 |
| N463 | 5G N66 | DFT-s-OFDM QPSK | 20M | 349000 | 1745 | 100 | 0 | Right Cheek | 3 | 15 | 23.2 | 23.01 | -0.07 | 0.048 | 0.038 | 0.050 |
| N464 | 5G N66 | DFT-s-OFDM QPSK | 20M | 349000 | 1745 | 100 | 0 | Right Tilted | 3 | 15 | 23.2 | 23.01 | 0.13 | 0.071 | 0.038 | 0.074 |
| N465 | 5G N66 | DFT-s-OFDM QPSK | 20M | 349000 | 1745 | 100 | 0 | Left Cheek | 3 | 15 | 23.2 | 23.01 | 0.15 | 0.024 | 0.010 | 0.025 |
| N466 | 5G N66 | DFT-s-OFDM QPSK | 20M | 349000 | 1745 | 100 | 0 | Left Tilted | 3 | 15 | 23.2 | 23.01 | 0.08 | 0.038 | 0.019 | 0.039 |
| N467 | 5G N66 | DFT-s-OFDM QPSK | 20M | 349000 | 1745 | 1 | 104 | Right Cheek | 3 | 15 | 24.2 | 22.85 | 0.03 | 0.115 | 0.007 | 0.157 |

| Test No. | Band | Mode | BW | Channel | Frequ ency (MHz) | RB | off set | Test Position | Ant | SCS Setting | Maximum Tune-up (dBm) | Conducted Power (dBm) | Power Drift (dB) | SAR 1g (W/kg) | SAR 10g (W/kg) | Reported 10g SAR (W/kg) |
|----------|-----------|--------------------|-----|---------|------------------------|-----|------------|------------------|-----|----------------|-----------------------------|-----------------------------|------------------------|---------------------|----------------------|-------------------------------|
| N469 | 5G N66 | DFT-s-OFDM QPSK | 20M | 344000 | 1720 | 50 | 25 | Right Cheek | 4 | 15 | 18.5 | 18.46 | -0.03 | 0.646 | 0.332 | 0.652 |
| N470 | 5G N66 | DFT-s-OFDM QPSK | 20M | 344000 | 1720 | 50 | 25 | Right Tilted | 4 | 15 | 18.5 | 18.46 | 0.02 | 0.771 | 0.384 | 0.778 |
| N471 | 5G N66 | DFT-s-OFDM QPSK | 20M | 344000 | 1720 | 50 | 25 | Left Cheek | 4 | 15 | 18.5 | 18.46 | 0 | 0.324 | 0.202 | 0.327 |
| N472 | 5G N66 | DFT-s-OFDM QPSK | 20M | 344000 | 1720 | 50 | 25 | Left Tilted | 4 | 15 | 18.5 | 18.46 | 0.02 | 0.497 | 0.291 | 0.502 |
| N473 | 5G N66 | DFT-s-OFDM QPSK | 20M | 354000 | 1770 | 100 | 0 | Right Cheek | 4 | 15 | 18.5 | 18.3 | -0.06 | 0.867 | 0.467 | 0.908 |
| N474 | 5G N66 | DFT-s-OFDM QPSK | 20M | 354000 | 1770 | 100 | 0 | Right Tilted | 4 | 15 | 18.5 | 18.30 | 0.15 | 0.845 | 0.481 | 0.885 |
| N475 | 5G N66 | DFT-s-OFDM QPSK | 20M | 354000 | 1770 | 100 | 0 | Left Cheek | 4 | 15 | 18.5 | 18.30 | -0.11 | 0.419 | 0.262 | 0.439 |
| N476 | 5G N66 | DFT-s-OFDM QPSK | 20M | 354000 | 1770 | 100 | 0 | Left Tilted | 4 | 15 | 18.5 | 18.30 | -0.06 | 0.666 | 0.388 | 0.697 |
| N477 | 5G N66 | DFT-s-OFDM QPSK | 20M | 354000 | 1770 | 1 | 104 | Right Tilted | 4 | 15 | 18.5 | 18.41 | 0.03 | 0.880 | 0.447 | 0.898 |
| N479 | 5G N66 | DFT-s-OFDM QPSK | 20M | 354000 | 1770 | 50 | 25 | Right Cheek | 5 | 15 | 18.5 | 18.47 | -0.16 | 0.648 | 0.339 | 0.652 |
| N480 | 5G N66 | DFT-s-OFDM QPSK | 20M | 354000 | 1770 | 50 | 25 | Right Tilted | 5 | 15 | 18.5 | 18.47 | -0.04 | 0.261 | 0.133 | 0.263 |
| N481 | 5G N66 | DFT-s-OFDM QPSK | 20M | 354000 | 1770 | 50 | 25 | Left Cheek | 5 | 15 | 18.5 | 18.47 | -0.01 | 0.197 | 0.123 | 0.198 |
| N482 | 5G N66 | DFT-s-OFDM QPSK | 20M | 354000 | 1770 | 50 | 25 | Left Tilted | 5 | 15 | 18.5 | 18.47 | 0.09 | 0.188 | 0.110 | 0.189 |
| N483 | 5G N66 | DFT-s-OFDM QPSK | 20M | 354000 | 1770 | 100 | 0 | Right Cheek | 5 | 15 | 18.5 | 18.43 | 0.03 | 0.458 | 0.256 | 0.465 |
| N484 | 5G N66 | DFT-s-OFDM QPSK | 20M | 354000 | 1770 | 100 | 0 | Right Tilted | 5 | 15 | 18.5 | 18.43 | 0.08 | 0.255 | 0.130 | 0.259 |
| N485 | 5G N66 | DFT-s-OFDM QPSK | 20M | 354000 | 1770 | 100 | 0 | Left Cheek | 5 | 15 | 18.5 | 18.43 | 0.1 | 0.181 | 0.106 | 0.184 |
| N486 | 5G N66 | DFT-s-OFDM QPSK | 20M | 354000 | 1770 | 100 | 0 | Left Tilted | 5 | 15 | 18.5 | 18.43 | 0.1 | 0.181 | 0.106 | 0.184 |
| N487 | 5G N66 | DFT-s-OFDM QPSK | 20M | 354000 | 1770 | 1 | 104 | Right Cheek | 5 | 15 | 18.5 | 18.32 | 0.18 | 0.459 | 0.248 | 0.478 |
| N489 | 5G N66 | DFT-s-OFDM QPSK | 20M | 354000 | 1770 | 50 | 25 | Right Cheek | 6 | 15 | 20.5 | 20.48 | -0.13 | 0.173 | 0.061 | 0.174 |
| N490 | 5G N66 | DFT-s-OFDM QPSK | 20M | 354000 | 1770 | 50 | 25 | Right Tilted | 6 | 15 | 20.5 | 20.48 | 0.13 | 0.028 | 0.013 | 0.028 |
| N491 | 5G N66 | DFT-s-OFDM QPSK | 20M | 354000 | 1770 | 50 | 25 | Left Cheek | 6 | 15 | 20.5 | 20.48 | 0.17 | 0.115 | 0.052 | 0.116 |
| N492 | 5G N66 | DFT-s-OFDM QPSK | 20M | 354000 | 1770 | 50 | 25 | Left Tilted | 6 | 15 | 20.5 | 20.48 | 0.09 | 0.061 | 0.030 | 0.061 |
| N493 | 5G N66 | DFT-s-OFDM QPSK | 20M | 344000 | 1720 | 2 | 0 | Right Cheek | 6 | 15 | 20.5 | 20.13 | 0.01 | 0.168 | 0.060 | 0.183 |
| N494 | 5G N66 | DFT-s-OFDM QPSK | 20M | 344000 | 1720 | 2 | 0 | Right Tilted | 6 | 15 | 20.5 | 20.13 | 0.06 | 0.022 | 0.011 | 0.024 |
| N495 | 5G N66 | DFT-s-OFDM QPSK | 20M | 344000 | 1720 | 2 | 0 | Left Cheek | 6 | 15 | 20.5 | 20.13 | 0.15 | 0.151 | 0.063 | 0.164 |
| N496 | 5G N66 | DFT-s-OFDM QPSK | 20M | 344000 | 1720 | 2 | 0 | Left Tilted | 6 | 15 | 20.5 | 20.13 | 0.09 | 0.051 | 0.025 | 0.055 |
| N497 | 5G N66 | DFT-s-OFDM QPSK | 20M | 344000 | 1720 | 50 | 25 | Left Cheek | 6 | 15 | 20.5 | 20.27 | 0.05 | 0.471 | 0.219 | 0.497 |

5G NR Simultaneous with WiFi

| Test No. | Band | Mode | BW | Channel | Frequency (MHz) | RB | off set | Test Position | Ant | SCS Setting | Maximum Tune-up (dBm) | Conducted Power (dBm) | Power Drift (dB) | SAR 1g (W/kg) | SAR 10g (W/kg) | Reported 10g SAR (W/kg) |
|----------|--------|-----------------|------|---------|-----------------|-----|---------|---------------|-----|-------------|-----------------------|-----------------------|------------------|---------------|----------------|-------------------------|
| N300 | 5G N7 | DFT-s-OFDM QPSK | 20M | 512000 | 2560 | 50 | 25 | Right Cheek | 4 | 15 | 15.2 | 14.92 | -0.19 | 0.306 | 0.171 | 0.326 |
| N301 | 5G N7 | DFT-s-OFDM QPSK | 20M | 512000 | 2560 | 50 | 25 | Right Tilted | 4 | 15 | 15.2 | 14.92 | -0.08 | 0.361 | 0.184 | 0.385 |
| N302 | 5G N7 | DFT-s-OFDM QPSK | 20M | 512000 | 2560 | 50 | 25 | Left Cheek | 4 | 15 | 15.2 | 14.92 | 0 | 0.174 | 0.096 | 0.186 |
| N303 | 5G N7 | DFT-s-OFDM QPSK | 20M | 512000 | 2560 | 50 | 25 | Left Tilted | 4 | 15 | 15.2 | 14.92 | 0.02 | 0.307 | 0.155 | 0.327 |
| N304 | 5G N7 | DFT-s-OFDM QPSK | 20M | 502000 | 2510 | 100 | 0 | Right Cheek | 4 | 15 | 15.2 | 14.90 | 0.1 | 0.274 | 0.144 | 0.294 |
| N305 | 5G N7 | DFT-s-OFDM QPSK | 20M | 502000 | 2510 | 100 | 0 | Right Tilted | 4 | 15 | 15.2 | 14.90 | -0.01 | 0.271 | 0.138 | 0.290 |
| N306 | 5G N7 | DFT-s-OFDM QPSK | 20M | 502000 | 2510 | 100 | 0 | Left Cheek | 4 | 15 | 15.2 | 14.90 | 0.08 | 0.129 | 0.075 | 0.138 |
| N307 | 5G N7 | DFT-s-OFDM QPSK | 20M | 502000 | 2510 | 100 | 0 | Left Tilted | 4 | 15 | 15.2 | 14.90 | -0.15 | 0.224 | 0.115 | 0.240 |
| N308 | 5G N38 | DFT-s-OFDM QPSK | 20M | 522000 | 2610 | 25 | 12 | Right Cheek | 4 | 30 | 15.2 | 15.18 | -0.09 | 0.556 | 0.248 | 0.559 |
| N309 | 5G N38 | DFT-s-OFDM QPSK | 20M | 522000 | 2610 | 25 | 12 | Right Tilted | 4 | 30 | 15.2 | 15.18 | 0.05 | 0.640 | 0.273 | 0.643 |
| N310 | 5G N38 | DFT-s-OFDM QPSK | 20M | 522000 | 2610 | 25 | 12 | Left Cheek | 4 | 30 | 15.2 | 15.18 | 0.15 | 0.344 | 0.180 | 0.346 |
| N311 | 5G N38 | DFT-s-OFDM QPSK | 20M | 522000 | 2610 | 25 | 12 | Left Tilted | 4 | 30 | 15.2 | 15.18 | 0.01 | 0.507 | 0.251 | 0.509 |
| N312 | 5G N41 | DFT-s-OFDM QPSK | 100M | 509202 | 2546.01 | 1 | 271 | Right Cheek | 4 | 30 | 15.2 | 14.95 | -0.03 | 0.549 | 0.243 | 0.582 |
| N313 | 5G N41 | DFT-s-OFDM QPSK | 100M | 509202 | 2546.01 | 1 | 271 | Right Tilted | 4 | 30 | 15.2 | 14.95 | 0.17 | 0.602 | 0.257 | 0.638 |
| N314 | 5G N41 | DFT-s-OFDM QPSK | 100M | 509202 | 2546.01 | 1 | 271 | Left Cheek | 4 | 30 | 15.2 | 14.95 | 0.09 | 0.310 | 0.163 | 0.328 |
| N315 | 5G N41 | DFT-s-OFDM QPSK | 100M | 509202 | 2546.01 | 1 | 271 | Left Tilted | 4 | 30 | 15.2 | 14.95 | 0.11 | 0.464 | 0.229 | 0.491 |
| N316 | 5G N66 | DFT-s-OFDM QPSK | 20M | 344000 | 1720 | 50 | 25 | Right Cheek | 4 | 15 | 16.5 | 16.36 | -0.15 | 0.282 | 0.150 | 0.291 |
| N317 | 5G N66 | DFT-s-OFDM QPSK | 20M | 344000 | 1720 | 50 | 25 | Right Tilted | 4 | 15 | 16.5 | 16.36 | -0.19 | 0.359 | 0.179 | 0.371 |
| N318 | 5G N66 | DFT-s-OFDM QPSK | 20M | 344000 | 1720 | 50 | 25 | Left Cheek | 4 | 15 | 16.5 | 16.36 | 0.12 | 0.196 | 0.127 | 0.202 |
| N319 | 5G N66 | DFT-s-OFDM QPSK | 20M | 344000 | 1720 | 50 | 25 | Left Tilted | 4 | 15 | 16.5 | 16.36 | 0 | 0.274 | 0.165 | 0.283 |
| N320 | 5G N66 | DFT-s-OFDM QPSK | 20M | 354000 | 1770 | 100 | 0 | Right Cheek | 4 | 15 | 16.5 | 16.35 | 0.01 | 0.332 | 0.194 | 0.344 |
| N321 | 5G N66 | DFT-s-OFDM QPSK | 20M | 354000 | 1770 | 100 | 0 | Right Tilted | 4 | 15 | 16.5 | 16.35 | 0.13 | 0.429 | 0.224 | 0.444 |
| N322 | 5G N66 | DFT-s-OFDM QPSK | 20M | 354000 | 1770 | 100 | 0 | Left Cheek | 4 | 15 | 16.5 | 16.35 | -0.01 | 0.272 | 0.176 | 0.282 |
| N323 | 5G N66 | DFT-s-OFDM QPSK | 20M | 354000 | 1770 | 100 | 0 | Left Tilted | 4 | 15 | 16.5 | 16.35 | -0.04 | 0.369 | 0.221 | 0.382 |

Note: The value with boldface is the maximum SAR Value of each test band.

8.2.2 SAR MEASUREMENT RESULT OF BODY-WORN

1. Body-worn SAR test results of GSM

2G only

| Test No. | Band | Mode | Channel | Test Position | Separation Distance (cm) | Ant | SIM | Maximum Tune-up (dBm) | Conducted Power (dBm) | Power Drift (dB) | SAR 1g (W/kg) | SAR 10g (W/kg) | Reported 1g SAR |
|----------|----------|------|---------|---------------|--------------------------|-----|-----|-----------------------|-----------------------|------------------|---------------|----------------|-----------------|
| G21 | GSM 850 | GSM | 190 | Front Face | 1.5 | 0 | 1 | 33.5 | 32.62 | -0.01 | 0.059 | 0.038 | 0.073 |
| G22 | GSM 850 | GSM | 190 | Rear Face | 1.5 | 0 | 1 | 33.5 | 32.62 | 0.01 | 0.094 | 0.058 | 0.115 |
| G24 | GSM 850 | GSM | 190 | Front Face | 1.5 | 1 | 1 | 34 | 32.93 | -0.13 | 0.079 | 0.050 | 0.102 |
| G25 | GSM 850 | GSM | 190 | Rear Face | 1.5 | 1 | 1 | 34 | 32.93 | -0.1 | 0.139 | 0.085 | 0.178 |
| G27 | GSM 1900 | GSM | 661 | Front Face | 1.5 | 3 | 1 | 30.5 | 29.5 | -0.08 | 0.135 | 0.078 | 0.170 |
| G28 | GSM 1900 | GSM | 661 | Rear Face | 1.5 | 3 | 1 | 30.5 | 29.5 | -0.09 | 0.180 | 0.105 | 0.227 |
| G30 | GSM 1900 | GSM | 661 | Front Face | 1.5 | 4 | 1 | 29.5 | 28.8 | -0.14 | 0.066 | 0.038 | 0.078 |
| G31 | GSM 1900 | GSM | 661 | Rear Face | 1.5 | 4 | 1 | 29.5 | 28.8 | 0.05 | 0.131 | 0.072 | 0.154 |

Note: The value with boldface is the maximum SAR Value of each test band.

2. Body-worn SAR test results of UMTS

3G only

| Test No. | Band | Mode | Channel | Test Position | Separation Distance (cm) | Ant | SIM | Maximum Tune-up (dBm) | Conducted Power (dBm) | Power Drift (dB) | SAR 1g (W/kg) | SAR 10g (W/kg) | Reported 1g SAR |
|----------|---------|----------|---------|---------------|--------------------------|-----|-----|-----------------------|-----------------------|------------------|---------------|----------------|-----------------|
| U31 | UMTS B2 | RMC12.2K | 9400 | Front Face | 1.5 | 3 | 1 | 22 | 20.96 | -0.09 | 0.107 | 0.066 | 0.136 |
| U32 | UMTS B2 | RMC12.2K | 9400 | Rear Face | 1.5 | 3 | 1 | 22 | 20.96 | 0.05 | 0.177 | 0.108 | 0.225 |
| U34 | UMTS B2 | RMC12.2K | 9400 | Front Face | 1.5 | 4 | 1 | 21 | 19.22 | -0.02 | 0.0678 | 0.042 | 0.102 |
| U35 | UMTS B2 | RMC12.2K | 9400 | Rear Face | 1.5 | 4 | 1 | 21 | 19.22 | -0.04 | 0.0886 | 0.055 | 0.133 |
| U37 | UMTS B4 | RMC12.2K | 1413 | Front Face | 1.5 | 3 | 1 | 22 | 20.91 | -0.05 | 0.144 | 0.087 | 0.185 |
| U38 | UMTS B4 | RMC12.2K | 1413 | Rear Face | 1.5 | 3 | 1 | 22 | 20.91 | 0.04 | 0.189 | 0.11 | 0.243 |
| U40 | UMTS B4 | RMC12.2K | 1413 | Front Face | 1.5 | 4 | 1 | 21 | 20.03 | -0.07 | 0.115 | 0.0706 | 0.144 |
| U41 | UMTS B4 | RMC12.2K | 1413 | Rear Face | 1.5 | 4 | 1 | 21 | 20.03 | 0 | 0.131 | 0.0668 | 0.164 |
| U43 | UMTS B5 | RMC12.2K | 4182 | Front Face | 1.5 | 0 | 1 | 24.5 | 23.72 | -0.06 | 0.061 | 0.040 | 0.073 |
| U44 | UMTS B5 | RMC12.2K | 4182 | Rear Face | 1.5 | 0 | 1 | 24.5 | 23.72 | -0.1 | 0.119 | 0.072 | 0.142 |
| U46 | UMTS B5 | RMC12.2K | 4182 | Front Face | 1.5 | 1 | 1 | 25 | 24.07 | -0.03 | 0.109 | 0.069 | 0.135 |
| U47 | UMTS B5 | RMC12.2K | 4182 | Rear Face | 1.5 | 1 | 1 | 25 | 24.07 | -0.1 | 0.187 | 0.114 | 0.232 |

Note: The value with boldface is the maximum SAR Value of each test band.

3. Body-worn SAR test results of LTE

4G only

| Test No. | Band | Mode | Channel | RB | offset | Test Position | Separation Distance (cm) | Ant | SIM | Maximum Tune-up (dBm) | Conducted Power (dBm) | Power Drift (dB) | SAR 1g (W/kg) | SAR 10g (W/kg) | Reported 1g SAR |
|----------|--------|---------|---------|----|--------|---------------|--------------------------|-----|-----|-----------------------|-----------------------|------------------|---------------|----------------|-----------------|
| L270 | LTE B2 | QPSK20M | 18900 | 1 | 99 | Front Face | 1.5 | 3 | 1 | 22.5 | 22.29 | -0.19 | 0.181 | 0.101 | 0.190 |
| L271 | LTE B2 | QPSK20M | 18900 | 1 | 99 | Rear Face | 1.5 | 3 | 1 | 22.5 | 22.29 | -0.07 | 0.228 | 0.132 | 0.239 |
| L272 | LTE B2 | QPSK20M | 19100 | 50 | 0 | Front Face | 1.5 | 3 | 1 | 22.5 | 22.23 | 0.01 | 0.188 | 0.109 | 0.200 |
| L273 | LTE B2 | QPSK20M | 19100 | 50 | 0 | Rear Face | 1.5 | 3 | 1 | 22.5 | 22.23 | -0.02 | 0.238 | 0.138 | 0.253 |
| L276 | LTE B2 | QPSK20M | 18700 | 1 | 0 | Front Face | 1.5 | 4 | 1 | 22 | 20.81 | 0.06 | 0.132 | 0.082 | 0.174 |
| L277 | LTE B2 | QPSK20M | 18700 | 1 | 0 | Rear Face | 1.5 | 4 | 1 | 22 | 20.81 | 0.11 | 0.161 | 0.094 | 0.212 |
| L278 | LTE B2 | QPSK20M | 18900 | 50 | 50 | Front Face | 1.5 | 4 | 1 | 22 | 20.76 | -0.09 | 0.133 | 0.082 | 0.177 |
| L279 | LTE B2 | QPSK20M | 18900 | 50 | 50 | Rear Face | 1.5 | 4 | 1 | 22 | 20.76 | 0.03 | 0.158 | 0.096 | 0.210 |
| L281 | LTE B4 | QPSK20M | 20175 | 1 | 99 | Front Face | 1.5 | 3 | 1 | 21.5 | 21.38 | 0.02 | 0.156 | 0.093 | 0.160 |
| L282 | LTE B4 | QPSK20M | 20175 | 1 | 99 | Rear Face | 1.5 | 3 | 1 | 21.5 | 21.38 | 0 | 0.195 | 0.118 | 0.200 |
| L283 | LTE B4 | QPSK20M | 20300 | 50 | 0 | Front Face | 1.5 | 3 | 1 | 21.5 | 21.36 | 0.03 | 0.156 | 0.093 | 0.161 |
| L284 | LTE B4 | QPSK20M | 20300 | 50 | 0 | Rear Face | 1.5 | 3 | 1 | 21.5 | 21.36 | 0.06 | 0.200 | 0.120 | 0.206 |
| L285 | LTE B4 | QPSK20M | 20300 | 50 | 0 | Rear Face | 1.5 | 3 | 2 | 21.5 | 21.36 | 0.16 | 0.158 | 0.095 | 0.163 |
| L287 | LTE B4 | QPSK20M | 20300 | 1 | 50 | Front Face | 1.5 | 4 | 1 | 22 | 21.23 | 0.03 | 0.294 | 0.189 | 0.351 |
| L288 | LTE B4 | QPSK20M | 20300 | 1 | 50 | Rear Face | 1.5 | 4 | 1 | 22 | 21.23 | 0.02 | 0.302 | 0.194 | 0.360 |
| L289 | LTE B4 | QPSK20M | 20300 | 50 | 25 | Front Face | 1.5 | 4 | 1 | 22 | 21.16 | -0.03 | 0.303 | 0.194 | 0.368 |
| L290 | LTE B4 | QPSK20M | 20300 | 50 | 25 | Rear Face | 1.5 | 4 | 1 | 22 | 21.16 | 0 | 0.308 | 0.197 | 0.374 |
| L293 | LTE B4 | QPSK20M | 20175 | 1 | 50 | Front Face | 1.5 | 5 | 1 | 21.3 | 21.27 | -0.13 | 0.122 | 0.078 | 0.123 |
| L294 | LTE B4 | QPSK20M | 20175 | 1 | 50 | Rear Face | 1.5 | 5 | 1 | 21.3 | 21.27 | -0.09 | 0.130 | 0.087 | 0.131 |
| L295 | LTE B4 | QPSK20M | 20175 | 50 | 50 | Front Face | 1.5 | 5 | 1 | 21.3 | 21.27 | -0.03 | 0.112 | 0.075 | 0.113 |
| L296 | LTE B4 | QPSK20M | 20175 | 50 | 50 | Rear Face | 1.5 | 5 | 1 | 21.3 | 21.27 | 0.01 | 0.126 | 0.080 | 0.127 |
| L298 | LTE B5 | QPSK10M | 20450 | 1 | 0 | Front Face | 1.5 | 0 | 1 | 24.5 | 24.17 | 0.04 | 0.045 | 0.029 | 0.049 |
| L299 | LTE B5 | QPSK10M | 20450 | 1 | 0 | Rear Face | 1.5 | 0 | 1 | 24.5 | 24.17 | -0.03 | 0.075 | 0.047 | 0.081 |
| L300 | LTE B5 | QPSK10M | 20525 | 25 | 0 | Front Face | 1.5 | 0 | 1 | 23.5 | 23.24 | 0 | 0.055 | 0.035 | 0.058 |
| L301 | LTE B5 | QPSK10M | 20525 | 25 | 0 | Rear Face | 1.5 | 0 | 1 | 23.5 | 23.24 | 0 | 0.090 | 0.056 | 0.096 |
| L304 | LTE B5 | QPSK10M | 20450 | 1 | 0 | Front Face | 1.5 | 1 | 1 | 25 | 24.38 | -0.06 | 0.127 | 0.080 | 0.146 |
| L305 | LTE B5 | QPSK10M | 20450 | 1 | 0 | Rear Face | 1.5 | 1 | 1 | 25 | 24.38 | 0.04 | 0.111 | 0.070 | 0.128 |
| L306 | LTE B5 | QPSK10M | 20525 | 25 | 0 | Front Face | 1.5 | 1 | 1 | 24 | 23.45 | -0.05 | 0.100 | 0.063 | 0.113 |
| L307 | LTE B5 | QPSK10M | 20525 | 25 | 0 | Rear Face | 1.5 | 1 | 1 | 24 | 23.45 | -0.06 | 0.142 | 0.089 | 0.161 |

| Test No. | Band | Mode | Channel | RB | offset | Test Position | Separation Distance (cm) | Ant | SIM | Maximum Tune-up (dBm) | Conducted Power (dBm) | Power Drift (dB) | SAR 1g (W/kg) | SAR 10g (W/kg) | Reported 1g SAR |
|----------|---------|---------|---------|----|--------|---------------|--------------------------|-----|-----|-----------------------|-----------------------|------------------|---------------|----------------|-----------------|
| L309 | LTE B7 | QPKS20M | 21350 | 1 | 0 | Front Face | 1.5 | 3 | 1 | 20.5 | 20.38 | -0.03 | 0.138 | 0.076 | 0.142 |
| L310 | LTE B7 | QPKS20M | 21350 | 1 | 0 | Rear Face | 1.5 | 3 | 1 | 20.5 | 20.38 | -0.02 | 0.174 | 0.094 | 0.179 |
| L311 | LTE B7 | QPKS20M | 21350 | 50 | 50 | Front Face | 1.5 | 3 | 1 | 20.5 | 20.33 | -0.02 | 0.146 | 0.080 | 0.152 |
| L312 | LTE B7 | QPKS20M | 21350 | 50 | 50 | Rear Face | 1.5 | 3 | 1 | 20.5 | 20.33 | 0.01 | 0.188 | 0.101 | 0.195 |
| L315 | LTE B7 | QPKS20M | 21350 | 1 | 50 | Front Face | 1.5 | 4 | 1 | 20.5 | 19.66 | 0.07 | 0.177 | 0.099 | 0.215 |
| L316 | LTE B7 | QPKS20M | 21350 | 1 | 50 | Rear Face | 1.5 | 4 | 1 | 20.5 | 19.66 | 0.04 | 0.234 | 0.132 | 0.284 |
| L317 | LTE B7 | QPKS20M | 21350 | 50 | 0 | Front Face | 1.5 | 4 | 1 | 20.5 | 19.62 | -0.06 | 0.190 | 0.106 | 0.233 |
| L318 | LTE B7 | QPKS20M | 21350 | 50 | 0 | Rear Face | 1.5 | 4 | 1 | 20.5 | 19.62 | -0.11 | 0.249 | 0.141 | 0.305 |
| L321 | LTE B7 | QPKS20M | 21100 | 1 | 50 | Front Face | 1.5 | 5 | 1 | 21.1 | 20.98 | 0.01 | 0.079 | 0.042 | 0.081 |
| L322 | LTE B7 | QPKS20M | 21100 | 1 | 50 | Rear Face | 1.5 | 5 | 1 | 21.1 | 20.98 | 0.05 | 0.118 | 0.062 | 0.121 |
| L323 | LTE B7 | QPKS20M | 21350 | 50 | 0 | Front Face | 1.5 | 5 | 1 | 21.1 | 20.95 | 0.12 | 0.088 | 0.048 | 0.091 |
| L324 | LTE B7 | QPKS20M | 21350 | 50 | 0 | Rear Face | 1.5 | 5 | 1 | 21.1 | 20.95 | 0.07 | 0.138 | 0.072 | 0.143 |
| L326 | LTE B12 | QPSK10M | 23130 | 1 | 49 | Front Face | 1.5 | 0 | 1 | 24.5 | 23.88 | 0.01 | 0.064 | 0.049 | 0.074 |
| L327 | LTE B12 | QPSK10M | 23130 | 1 | 49 | Rear Face | 1.5 | 0 | 1 | 24.5 | 23.88 | 0.03 | 0.071 | 0.054 | 0.081 |
| L328 | LTE B12 | QPSK10M | 23130 | 25 | 0 | Front Face | 1.5 | 0 | 1 | 23.5 | 22.84 | -0.05 | 0.044 | 0.034 | 0.051 |
| L329 | LTE B12 | QPSK10M | 23130 | 25 | 0 | Rear Face | 1.5 | 0 | 1 | 23.5 | 22.84 | -0.02 | 0.051 | 0.039 | 0.059 |
| L332 | LTE B12 | QPSK10M | 23130 | 1 | 24 | Front Face | 1.5 | 1 | 1 | 25 | 23.98 | -0.03 | 0.096 | 0.059 | 0.121 |
| L333 | LTE B12 | QPSK10M | 23130 | 1 | 24 | Rear Face | 1.5 | 1 | 1 | 25 | 23.98 | -0.12 | 0.094 | 0.059 | 0.119 |
| L334 | LTE B12 | QPSK10M | 23130 | 25 | 0 | Front Face | 1.5 | 1 | 1 | 24 | 23.03 | -0.11 | 0.065 | 0.040 | 0.081 |
| L335 | LTE B12 | QPSK10M | 23130 | 25 | 0 | Rear Face | 1.5 | 1 | 1 | 24 | 23.03 | -0.09 | 0.063 | 0.040 | 0.079 |
| L337 | LTE B13 | QPSK10M | 23230 | 1 | 0 | Front Face | 1.5 | 0 | 1 | 24.5 | 24.11 | 0.02 | 0.084 | 0.064 | 0.092 |
| L338 | LTE B13 | QPSK10M | 23230 | 1 | 0 | Rear Face | 1.5 | 0 | 1 | 24.5 | 24.11 | 0.03 | 0.095 | 0.059 | 0.103 |
| L339 | LTE B13 | QPSK10M | 23230 | 25 | 0 | Front Face | 1.5 | 0 | 1 | 23.5 | 23.00 | 0 | 0.065 | 0.049 | 0.072 |
| L340 | LTE B13 | QPSK10M | 23230 | 25 | 0 | Rear Face | 1.5 | 0 | 1 | 23.5 | 23.00 | 0.02 | 0.072 | 0.045 | 0.080 |
| L343 | LTE B13 | QPSK10M | 23230 | 1 | 0 | Front Face | 1.5 | 1 | 1 | 25 | 24.17 | -0.03 | 0.113 | 0.072 | 0.137 |
| L344 | LTE B13 | QPSK10M | 23230 | 1 | 0 | Rear Face | 1.5 | 1 | 1 | 25 | 24.17 | -0.03 | 0.156 | 0.097 | 0.189 |
| L345 | LTE B13 | QPSK10M | 23230 | 25 | 0 | Front Face | 1.5 | 1 | 1 | 24 | 23.13 | 0.08 | 0.091 | 0.058 | 0.111 |
| L346 | LTE B13 | QPSK10M | 23230 | 25 | 0 | Rear Face | 1.5 | 1 | 1 | 24 | 23.13 | 0.03 | 0.121 | 0.076 | 0.148 |

| Test No. | Band | Mode | Channel | RB | offset | Test Position | Separation Distance (cm) | Ant | SIM | Maximum Tune-up (dBm) | Conducted Power (dBm) | Power Drift (dB) | SAR 1g (W/kg) | SAR 10g (W/kg) | Reported 1g SAR |
|----------|---------|---------|---------|----|--------|---------------|--------------------------|-----|-----|-----------------------|-----------------------|------------------|---------------|----------------|-----------------|
| L348 | LTE B17 | QPSK10M | 23780 | 1 | 49 | Front Face | 1.5 | 0 | 1 | 24.5 | 24.03 | 0.04 | 0.053 | 0.035 | 0.059 |
| L349 | LTE B17 | QPSK10M | 23780 | 1 | 49 | Rear Face | 1.5 | 0 | 1 | 24.5 | 24.03 | -0.01 | 0.062 | 0.040 | 0.068 |
| L350 | LTE B17 | QPSK10M | 23800 | 25 | 0 | Front Face | 1.5 | 0 | 1 | 23.5 | 22.92 | 0.03 | 0.038 | 0.025 | 0.044 |
| L351 | LTE B17 | QPSK10M | 23800 | 25 | 0 | Rear Face | 1.5 | 0 | 1 | 23.5 | 22.92 | 0.07 | 0.045 | 0.029 | 0.052 |
| L354 | LTE B17 | QPSK10M | 23800 | 1 | 49 | Front Face | 1.5 | 1 | 1 | 25 | 23.97 | 0.05 | 0.078 | 0.049 | 0.099 |
| L355 | LTE B17 | QPSK10M | 23800 | 1 | 49 | Rear Face | 1.5 | 1 | 1 | 25 | 23.97 | 0.02 | 0.095 | 0.060 | 0.120 |
| L356 | LTE B17 | QPSK10M | 23800 | 25 | 0 | Front Face | 1.5 | 1 | 1 | 24 | 23.04 | 0.09 | 0.052 | 0.033 | 0.065 |
| L357 | LTE B17 | QPSK10M | 23800 | 25 | 0 | Rear Face | 1.5 | 1 | 1 | 24 | 23.04 | 0.02 | 0.046 | 0.041 | 0.058 |
| L359 | LTE B26 | QPSK15M | 26965 | 1 | 74 | Front Face | 1.5 | 0 | 1 | 24 | 23.70 | -0.04 | 0.073 | 0.046 | 0.078 |
| L360 | LTE B26 | QPSK15M | 26965 | 1 | 74 | Rear Face | 1.5 | 0 | 1 | 24 | 23.70 | -0.03 | 0.101 | 0.063 | 0.108 |
| L361 | LTE B26 | QPSK15M | 26765 | 36 | 0 | Front Face | 1.5 | 0 | 1 | 23 | 22.69 | -0.03 | 0.037 | 0.023 | 0.040 |
| L362 | LTE B26 | QPSK15M | 26765 | 36 | 0 | Rear Face | 1.5 | 0 | 1 | 23 | 22.69 | 0.04 | 0.053 | 0.033 | 0.057 |
| L365 | LTE B26 | QPSK15M | 26865 | 1 | 0 | Front Face | 1.5 | 1 | 1 | 24.5 | 23.66 | 0.03 | 0.100 | 0.063 | 0.121 |
| L366 | LTE B26 | QPSK15M | 26865 | 1 | 0 | Rear Face | 1.5 | 1 | 1 | 24.5 | 23.66 | 0.04 | 0.100 | 0.063 | 0.121 |
| L367 | LTE B26 | QPSK15M | 26865 | 36 | 0 | Front Face | 1.5 | 1 | 1 | 23.5 | 23.34 | 0.08 | 0.084 | 0.053 | 0.087 |
| L368 | LTE B26 | QPSK15M | 26865 | 36 | 0 | Rear Face | 1.5 | 1 | 1 | 23.5 | 23.34 | -0.05 | 0.089 | 0.056 | 0.092 |
| L370 | LTE B38 | QPSK20M | 37850 | 1 | 0 | Front Face | 1.5 | 3 | 1 | 22.5 | 22.19 | -0.05 | 0.040 | 0.022 | 0.043 |
| L371 | LTE B38 | QPSK20M | 37850 | 1 | 0 | Rear Face | 1.5 | 3 | 1 | 22.5 | 22.19 | 0.04 | 0.041 | 0.023 | 0.044 |
| L372 | LTE B38 | QPSK20M | 37850 | 50 | 25 | Front Face | 1.5 | 3 | 1 | 22.5 | 22.18 | -0.01 | 0.060 | 0.032 | 0.064 |
| L373 | LTE B38 | QPSK20M | 37850 | 50 | 25 | Rear Face | 1.5 | 3 | 1 | 22.5 | 22.18 | 0.02 | 0.044 | 0.024 | 0.047 |
| L376 | LTE B38 | QPSK20M | 37850 | 1 | 50 | Front Face | 1.5 | 4 | 1 | 22 | 20.95 | -0.03 | 0.149 | 0.081 | 0.190 |
| L377 | LTE B38 | QPSK20M | 37850 | 1 | 50 | Rear Face | 1.5 | 4 | 1 | 22 | 20.95 | 0.03 | 0.186 | 0.103 | 0.237 |
| L378 | LTE B38 | QPSK20M | 37850 | 50 | 25 | Front Face | 1.5 | 4 | 1 | 22 | 20.91 | -0.07 | 0.153 | 0.084 | 0.197 |
| L379 | LTE B38 | QPSK20M | 37850 | 50 | 25 | Rear Face | 1.5 | 4 | 1 | 22 | 20.91 | -0.07 | 0.194 | 0.107 | 0.249 |
| L382 | LTE B38 | QPSK20M | 38000 | 1 | 50 | Front Face | 1.5 | 5 | 1 | 23 | 22.96 | 0.07 | 0.119 | 0.063 | 0.120 |
| L383 | LTE B38 | QPSK20M | 38000 | 1 | 50 | Rear Face | 1.5 | 5 | 1 | 23 | 22.96 | 0.04 | 0.180 | 0.091 | 0.182 |
| L384 | LTE B38 | QPSK20M | 38000 | 50 | 0 | Front Face | 1.5 | 5 | 1 | 23 | 21.94 | -0.05 | 0.140 | 0.070 | 0.179 |
| L385 | LTE B38 | QPSK20M | 38000 | 50 | 0 | Rear Face | 1.5 | 5 | 1 | 23 | 21.94 | -0.08 | 0.140 | 0.070 | 0.179 |

| Test No. | Band | Mode | Channel | RB | offset | Test Position | Separation Distance (cm) | Ant | SIM | Maximum Tune-up (dBm) | Conducted Power (dBm) | Power Drift (dB) | SAR 1g (W/kg) | SAR 10g (W/kg) | Reported 1g SAR |
|----------|---------|---------|---------|----|--------|---------------|--------------------------|-----|-----|-----------------------|-----------------------|------------------|---------------|----------------|-----------------|
| L387 | LTE B41 | QPSK20M | 39750 | 1 | 0 | Front Face | 1.5 | 3 | 1 | 22.5 | 22.18 | -0.14 | 0.056 | 0.030 | 0.060 |
| L388 | LTE B41 | QPSK20M | 39750 | 1 | 0 | Rear Face | 1.5 | 3 | 1 | 22.5 | 22.18 | 0 | 0.099 | 0.048 | 0.107 |
| L389 | LTE B41 | QPSK20M | 41490 | 50 | 0 | Front Face | 1.5 | 3 | 1 | 22.5 | 22.13 | 0.07 | 0.029 | 0.015 | 0.031 |
| L390 | LTE B41 | QPSK20M | 41490 | 50 | 0 | Rear Face | 1.5 | 3 | 1 | 22.5 | 22.13 | 0.05 | 0.043 | 0.022 | 0.047 |
| L393 | LTE B41 | QPSK20M | 40620 | 1 | 50 | Front Face | 1.5 | 4 | 1 | 22 | 20.88 | -0.03 | 0.156 | 0.085 | 0.202 |
| L394 | LTE B41 | QPSK20M | 40620 | 1 | 50 | Rear Face | 1.5 | 4 | 1 | 22 | 20.88 | 0.04 | 0.185 | 0.103 | 0.239 |
| L395 | LTE B41 | QPSK20M | 40620 | 50 | 0 | Front Face | 1.5 | 4 | 1 | 22 | 20.80 | -0.06 | 0.150 | 0.082 | 0.198 |
| L396 | LTE B41 | QPSK20M | 40620 | 50 | 0 | Rear Face | 1.5 | 4 | 1 | 22 | 20.80 | -0.2 | 0.194 | 0.011 | 0.256 |
| L399 | LTE B41 | QPSK20M | 41490 | 1 | 50 | Front Face | 1.5 | 5 | 1 | 22 | 21.93 | 0.14 | 0.100 | 0.053 | 0.102 |
| L400 | LTE B41 | QPSK20M | 41490 | 1 | 50 | Rear Face | 1.5 | 5 | 1 | 22 | 21.93 | 0.02 | 0.145 | 0.074 | 0.147 |
| L401 | LTE B41 | QPSK20M | 40620 | 50 | 0 | Front Face | 1.5 | 5 | 1 | 22 | 21.91 | 0.11 | 0.093 | 0.049 | 0.095 |
| L402 | LTE B41 | QPSK20M | 40620 | 50 | 0 | Rear Face | 1.5 | 5 | 1 | 22 | 21.91 | 0.06 | 0.136 | 0.070 | 0.139 |
| L404 | LTE B66 | QPSK20M | 132572 | 1 | 0 | Front Face | 1.5 | 3 | 1 | 24 | 23.63 | -0.01 | 0.379 | 0.221 | 0.413 |
| L405 | LTE B66 | QPSK20M | 132572 | 1 | 0 | Rear Face | 1.5 | 3 | 1 | 24 | 23.63 | 0.07 | 0.437 | 0.256 | 0.476 |
| L406 | LTE B66 | QPSK20M | 132572 | 50 | 0 | Front Face | 1.5 | 3 | 1 | 23 | 22.53 | -0.03 | 0.308 | 0.179 | 0.343 |
| L407 | LTE B66 | QPSK20M | 132572 | 50 | 0 | Rear Face | 1.5 | 3 | 1 | 23 | 22.53 | -0.02 | 0.358 | 0.209 | 0.399 |
| L408 | LTE B66 | QPSK20M | 132572 | 1 | 0 | Rear Face | 1.5 | 3 | 2 | 24 | 23.63 | 0.03 | 0.245 | 0.155 | 0.267 |
| L410 | LTE B66 | QPSK20M | 132572 | 1 | 50 | Front Face | 1.5 | 4 | 1 | 23.5 | 22.74 | 0.09 | 0.368 | 0.237 | 0.438 |
| L411 | LTE B66 | QPSK20M | 132572 | 1 | 50 | Rear Face | 1.5 | 4 | 1 | 23.5 | 22.74 | 0.01 | 0.393 | 0.237 | 0.468 |
| L412 | LTE B66 | QPSK20M | 132572 | 50 | 25 | Front Face | 1.5 | 4 | 1 | 22.5 | 21.63 | 0 | 0.286 | 0.185 | 0.349 |
| L413 | LTE B66 | QPSK20M | 132572 | 50 | 25 | Rear Face | 1.5 | 4 | 1 | 22.5 | 21.63 | -0.03 | 0.309 | 0.200 | 0.377 |
| L416 | LTE B66 | QPSK20M | 132572 | 1 | 50 | Front Face | 1.5 | 5 | 1 | 23.3 | 23.26 | 0.04 | 0.179 | 0.121 | 0.181 |
| L417 | LTE B66 | QPSK20M | 132572 | 1 | 50 | Rear Face | 1.5 | 5 | 1 | 23.3 | 23.26 | 0.01 | 0.237 | 0.153 | 0.239 |
| L418 | LTE B66 | QPSK20M | 132572 | 50 | 25 | Front Face | 1.5 | 5 | 1 | 22.3 | 22.23 | 0.03 | 0.144 | 0.097 | 0.146 |
| L419 | LTE B66 | QPSK20M | 132572 | 50 | 25 | Rear Face | 1.5 | 5 | 1 | 22.3 | 22.23 | 0.06 | 0.190 | 0.123 | 0.193 |

Note: The value with boldface is the maximum SAR Value of each test band.

Ant 4 Separation distance: 1.5cm

| Test No. | PCC | | | | | SCC | | | | | Tune-up For LTE CA TX Power | LTE CA TX Power | Test Position | Power Drift | SAR 1g | SAR 10g | Reported 1g SAR |
|----------|---------|------------------|------------|--------------|----------------|---------|------------------|------------|--------------|----------------|-----------------------------|-----------------|---------------|-------------|--------|---------|-----------------|
| | Band | Band width [MHZ] | Modulation | Channel (UL) | RB Size/Offset | Band | Band width [MHZ] | Modulation | Channel (UL) | RB Size/Offset | | | | | | | |
| C02 | LTE B7 | 20 | QPSK | 21001 | 1/99 | LTE B7 | 20 | QPSK | 21199 | 1/0 | 20.50 | 19.38 | Rear Face | -0.03 | 0.219 | 0.117 | 0.283 |
| C05 | LTE B38 | 20 | QPSK | 37901 | 1/99 | LTE B38 | 20 | QPSK | 38099 | 1/0 | 22.00 | 20.78 | Rear Face | -0.03 | 0.168 | 0.081 | 0.223 |
| C08 | LTE B41 | 20 | QPSK | 40521 | 1/99 | LTE B41 | 20 | QPSK | 40719 | 1/0 | 22.00 | 20.57 | Rear Face | 0.06 | 0.174 | 0.010 | 0.242 |

Note: The test data of CA for worst case is not larger than the LTE's, so the maximum SAR Value of CA does not need to be bold.

4. Body-worn SAR test results of 5G NR (Separation distance: 1.5cm)

5G NR only

| Test No. | Band | Mode | BW | Channel | Frequ ency (MHz) | RB | off set | Test Position | Ant | SCS Setting | Maximum Tune-up (dBm) | Conducted Power (dBm) | Power Drift (dB) | SAR 1g (W/kg) | SAR 10g (W/kg) | Reported 1g SAR (W/kg) |
|----------|----------|--------------------|-----|---------|------------------------|-----|------------|------------------|-----|----------------|-----------------------------|-----------------------------|------------------------|---------------------|----------------------|------------------------------|
| N178 | 5G N5 | DFT-s-OFDM QPSK | 20M | 166800 | 834 | 50 | 25 | Front Face | 0 | 15 | 24.5 | 23.52 | -0.16 | 0.042 | 0.027 | 0.052 |
| N179 | 5G N5 | DFT-s-OFDM QPSK | 20M | 166800 | 834 | 50 | 25 | Rear Face | 0 | 15 | 24.5 | 23.52 | 0.05 | 0.082 | 0.050 | 0.103 |
| N180 | 5G N5 | DFT-s-OFDM QPSK | 20M | 166800 | 834 | 2 | 0 | Front Face | 0 | 15 | 23.5 | 23.42 | 0.06 | 0.040 | 0.030 | 0.040 |
| N181 | 5G N5 | DFT-s-OFDM QPSK | 20M | 166800 | 834 | 2 | 0 | Rear Face | 0 | 15 | 23.5 | 23.42 | 0.12 | 0.068 | 0.041 | 0.069 |
| N182 | 5G N5 | DFT-s-OFDM QPSK | 20M | 167800 | 839 | 1 | 104 | Rear Face | 0 | 15 | 24.5 | 23.36 | -0.01 | 0.078 | 0.050 | 0.101 |
| N184 | 5G N5 | DFT-s-OFDM QPSK | 20M | 167300 | 836.5 | 50 | 25 | Front Face | 1 | 15 | 25 | 23.88 | 0.19 | 0.079 | 0.052 | 0.102 |
| N185 | 5G N5 | DFT-s-OFDM QPSK | 20M | 167300 | 836.5 | 50 | 25 | Rear Face | 1 | 15 | 25 | 23.88 | 0.09 | 0.148 | 0.091 | 0.192 |
| N186 | 5G N5 | DFT-s-OFDM QPSK | 20M | 167800 | 839 | 100 | 0 | Front Face | 1 | 15 | 24 | 23.87 | 0.03 | 0.072 | 0.046 | 0.074 |
| N187 | 5G N5 | DFT-s-OFDM QPSK | 20M | 167800 | 839 | 100 | 0 | Rear Face | 1 | 15 | 24 | 23.87 | -0.1 | 0.146 | 0.089 | 0.150 |
| N188 | 5G N5 | DFT-s-OFDM QPSK | 20M | 167800 | 839 | 1 | 104 | Rear Face | 1 | 15 | 25 | 23.75 | -0.02 | 0.167 | 0.106 | 0.223 |
| N190 | 5G N7 | DFT-s-OFDM QPSK | 20M | 502000 | 2510 | 50 | 25 | Front Face | 3 | 15 | 19.7 | 19.68 | -0.08 | 0.065 | 0.034 | 0.065 |
| N191 | 5G N7 | DFT-s-OFDM QPSK | 20M | 502000 | 2510 | 50 | 25 | Rear Face | 3 | 15 | 19.7 | 19.68 | 0.02 | 0.048 | 0.026 | 0.048 |
| N192 | 5G N7 | DFT-s-OFDM QPSK | 20M | 507000 | 2535 | 2 | 0 | Front Face | 3 | 15 | 19.7 | 19.64 | 0.01 | 0.067 | 0.035 | 0.068 |
| N193 | 5G N7 | DFT-s-OFDM QPSK | 20M | 507000 | 2535 | 2 | 0 | Rear Face | 3 | 15 | 19.7 | 19.64 | -0.07 | 0.032 | 0.017 | 0.032 |
| N194 | 5G N7 | DFT-s-OFDM QPSK | 20M | 502000 | 2510 | 1 | 1 | Front Face | 3 | 15 | 19.7 | 19.56 | -0.05 | 0.072 | 0.039 | 0.074 |
| N196 | 5G N7 | DFT-s-OFDM QPSK | 20M | 502000 | 2510 | 1 | 1 | Front Face | 4 | 15 | 21.2 | 21.09 | 0.04 | 0.350 | 0.193 | 0.359 |
| N197 | 5G N7 | DFT-s-OFDM QPSK | 20M | 502000 | 2510 | 1 | 1 | Rear Face | 4 | 15 | 21.2 | 21.09 | 0.08 | 0.292 | 0.151 | 0.299 |
| N198 | 5G N7 | DFT-s-OFDM QPSK | 20M | 502000 | 2510 | 100 | 0 | Front Face | 4 | 15 | 21.2 | 20.88 | -0.04 | 0.335 | 0.185 | 0.361 |
| N199 | 5G N7 | DFT-s-OFDM QPSK | 20M | 502000 | 2510 | 100 | 0 | Rear Face | 4 | 15 | 21.2 | 20.88 | -0.09 | 0.440 | 0.224 | 0.474 |
| N200 | 5G N7 | DFT-s-OFDM QPSK | 20M | 512000 | 2560 | 50 | 25 | Rear Face | 4 | 15 | 21.2 | 21.07 | -0.16 | 0.526 | 0.259 | 0.542 |

| Test No. | Band | Mode | BW | Channel | Frequency (MHz) | RB | off set | Test Position | Ant | SCS Setting | Maximum Tune-up (dBm) | Conducted Power (dBm) | Power Drift (dB) | SAR 1g (W/kg) | SAR 10g (W/kg) | Reported 1g SAR (W/kg) |
|----------|--------|-----------------|-----|---------|-----------------|-----|---------|---------------|-----|-------------|-----------------------|-----------------------|------------------|---------------|----------------|------------------------|
| N202 | 5G N7 | DFT-s-OFDM QPSK | 20M | 507000 | 2535 | 50 | 25 | Front Face | 5 | 15 | 22.7 | 21.69 | 0.01 | 0.085 | 0.043 | 0.108 |
| N203 | 5G N7 | DFT-s-OFDM QPSK | 20M | 507000 | 2535 | 50 | 25 | Rear Face | 5 | 15 | 22.7 | 21.69 | 0.12 | 0.246 | 0.115 | 0.310 |
| N204 | 5G N7 | DFT-s-OFDM QPSK | 20M | 502000 | 2510 | 100 | 0 | Front Face | 5 | 15 | 21.7 | 21.62 | 0.02 | 0.083 | 0.042 | 0.085 |
| N205 | 5G N7 | DFT-s-OFDM QPSK | 20M | 502000 | 2510 | 100 | 0 | Rear Face | 5 | 15 | 21.7 | 21.62 | 0.06 | 0.178 | 0.084 | 0.181 |
| N206 | 5G N7 | DFT-s-OFDM QPSK | 20M | 502000 | 2510 | 1 | 1 | Rear Face | 5 | 15 | 22.7 | 21.53 | 0.03 | 0.143 | 0.070 | 0.187 |
| N208 | 5G N7 | DFT-s-OFDM QPSK | 20M | 502000 | 2510 | 1 | 1 | Front Face | 6 | 15 | 19.7 | 19.69 | 0.02 | 0.179 | 0.082 | 0.179 |
| N209 | 5G N7 | DFT-s-OFDM QPSK | 20M | 502000 | 2510 | 1 | 1 | Rear Face | 6 | 15 | 19.7 | 19.69 | 0.04 | 0.159 | 0.073 | 0.159 |
| N210 | 5G N7 | DFT-s-OFDM QPSK | 20M | 502000 | 2510 | 100 | 0 | Front Face | 6 | 15 | 19.7 | 19.26 | 0.04 | 0.191 | 0.087 | 0.211 |
| N211 | 5G N7 | DFT-s-OFDM QPSK | 20M | 502000 | 2510 | 100 | 0 | Rear Face | 6 | 15 | 19.7 | 19.26 | 0.08 | 0.204 | 0.096 | 0.226 |
| N212 | 5G N7 | DFT-s-OFDM QPSK | 20M | 507000 | 2535 | 50 | 25 | Rear Face | 6 | 15 | 19.7 | 19.65 | -0.01 | 0.172 | 0.088 | 0.174 |
| N214 | 5G N38 | DFT-s-OFDM QPSK | 20M | 519000 | 2595 | 1 | 1 | Front Face | 3 | 30 | 20.7 | 20.59 | -0.12 | 0.105 | 0.055 | 0.108 |
| N215 | 5G N38 | DFT-s-OFDM QPSK | 20M | 519000 | 2595 | 1 | 1 | Rear Face | 3 | 30 | 20.7 | 20.59 | 0.06 | 0.042 | 0.022 | 0.043 |
| N216 | 5G N38 | DFT-s-OFDM QPSK | 20M | 522000 | 2610 | 1 | 50 | Front Face | 3 | 30 | 20.7 | 20.58 | 0.06 | 0.101 | 0.052 | 0.104 |
| N217 | 5G N38 | DFT-s-OFDM QPSK | 20M | 522000 | 2610 | 1 | 50 | Rear Face | 3 | 30 | 20.7 | 20.58 | 0.03 | 0.042 | 0.020 | 0.043 |
| N218 | 5G N38 | DFT-s-OFDM QPSK | 20M | 522000 | 2610 | 1 | 49 | Front Face | 3 | 30 | 20.7 | 20.54 | -0.05 | 0.055 | 0.029 | 0.057 |
| N220 | 5G N38 | DFT-s-OFDM QPSK | 20M | 522000 | 2610 | 25 | 12 | Front Face | 4 | 30 | 22.2 | 21.53 | 0.09 | 0.674 | 0.357 | 0.786 |
| N221 | 5G N38 | DFT-s-OFDM QPSK | 20M | 522000 | 2610 | 25 | 12 | Rear Face | 4 | 30 | 22.2 | 21.53 | 0.01 | 0.877 | 0.418 | 1.023 |
| N222 | 5G N38 | DFT-s-OFDM QPSK | 20M | 519000 | 2595 | 2 | 0 | Front Face | 4 | 30 | 21.2 | 21.17 | -0.16 | 0.648 | 0.344 | 0.652 |
| N223 | 5G N38 | DFT-s-OFDM QPSK | 20M | 519000 | 2595 | 2 | 0 | Rear Face | 4 | 30 | 21.2 | 21.17 | 0.05 | 0.858 | 0.398 | 0.864 |
| N224 | 5G N38 | DFT-s-OFDM QPSK | 20M | 519000 | 2595 | 1 | 1 | Rear Face | 4 | 30 | 22.2 | 21.31 | -0.09 | 0.435 | 0.223 | 0.534 |

| Test No. | Band | Mode | BW | Channel | Frequ ency (MHz) | RB | off set | Test Position | Ant | SCS Setting | Maximum Tune-up (dBm) | Conducted Power (dBm) | Power Drift (dB) | SAR 1g (W/kg) | SAR 10g (W/kg) | Reported 1g SAR (W/kg) |
|----------|-----------|--------------------|------|---------|------------------------|-----|------------|------------------|-----|----------------|-----------------------------|-----------------------------|------------------------|---------------------|----------------------|------------------------------|
| N226 | 5G N38 | DFT-s-OFDM QPSK | 20M | 522000 | 2610 | 25 | 12 | Front Face | 5 | 30 | 20.7 | 20.59 | 0.05 | 0.174 | 0.085 | 0.178 |
| N227 | 5G N38 | DFT-s-OFDM QPSK | 20M | 522000 | 2610 | 25 | 12 | Rear Face | 5 | 30 | 20.7 | 20.59 | 0.07 | 0.482 | 0.220 | 0.496 |
| N228 | 5G N38 | DFT-s-OFDM QPSK | 20M | 522000 | 2610 | 50 | 0 | Front Face | 5 | 30 | 20.7 | 20.58 | 0.11 | 0.174 | 0.085 | 0.179 |
| N229 | 5G N38 | DFT-s-OFDM QPSK | 20M | 522000 | 2610 | 50 | 0 | Rear Face | 5 | 30 | 20.7 | 20.58 | -0.05 | 0.431 | 0.197 | 0.443 |
| N230 | 5G N38 | DFT-s-OFDM QPSK | 20M | 519000 | 2595 | 1 | 1 | Rear Face | 5 | 30 | 20.7 | 20.42 | 0.04 | 0.173 | 0.087 | 0.185 |
| N232 | 5G N38 | DFT-s-OFDM QPSK | 20M | 519000 | 2595 | 1 | 1 | Front Face | 6 | 30 | 20.7 | 20.65 | 0.05 | 0.299 | 0.133 | 0.302 |
| N233 | 5G N38 | DFT-s-OFDM QPSK | 20M | 519000 | 2595 | 1 | 1 | Rear Face | 6 | 30 | 20.7 | 20.65 | 0.08 | 0.168 | 0.081 | 0.170 |
| N234 | 5G N38 | DFT-s-OFDM QPSK | 20M | 516000 | 2580 | 50 | 0 | Front Face | 6 | 30 | 20.7 | 20.58 | 0 | 0.274 | 0.123 | 0.282 |
| N235 | 5G N38 | DFT-s-OFDM QPSK | 20M | 516000 | 2580 | 50 | 0 | Rear Face | 6 | 30 | 20.7 | 20.58 | -0.05 | 0.167 | 0.080 | 0.172 |
| N236 | 5G N38 | DFT-s-OFDM QPSK | 20M | 516000 | 2580 | 1 | 49 | Front Face | 6 | 30 | 20.7 | 20.63 | -0.07 | 0.125 | 0.061 | 0.127 |
| N238 | 5G N41 | DFT-s-OFDM QPSK | 100M | 509202 | 2546.01 | 1 | 1 | Front Face | 3 | 30 | 20.7 | 20.68 | -0.06 | 0.048 | 0.026 | 0.048 |
| N239 | 5G N41 | DFT-s-OFDM QPSK | 100M | 509202 | 2546.01 | 1 | 1 | Rear Face | 3 | 30 | 20.7 | 20.68 | -0.07 | 0.041 | 0.022 | 0.041 |
| N240 | 5G N41 | DFT-s-OFDM QPSK | 100M | 518598 | 2592.99 | 1 | 0 | Front Face | 3 | 30 | 20.7 | 20.59 | -0.03 | 0.048 | 0.026 | 0.049 |
| N241 | 5G N41 | DFT-s-OFDM QPSK | 100M | 518598 | 2592.99 | 1 | 0 | Rear Face | 3 | 30 | 20.7 | 20.59 | 0.01 | 0.044 | 0.024 | 0.045 |
| N242 | 5G N41 | DFT-s-OFDM QPSK | 100M | 518598 | 2592.99 | 135 | 67 | Front Face | 3 | 30 | 20.7 | 20.64 | 0.16 | 0.055 | 0.028 | 0.055 |
| N244 | 5G N41 | DFT-s-OFDM QPSK | 100M | 509202 | 2546.01 | 135 | 67 | Front Face | 4 | 30 | 22.2 | 21.45 | 0.18 | 0.295 | 0.164 | 0.351 |
| N245 | 5G N41 | DFT-s-OFDM QPSK | 100M | 509202 | 2546.01 | 135 | 67 | Rear Face | 4 | 30 | 22.2 | 21.45 | -0.06 | 0.582 | 0.289 | 0.692 |
| N246 | 5G N41 | DFT-s-OFDM QPSK | 100M | 528000 | 2640 | 270 | 0 | Front Face | 4 | 30 | 21.2 | 21.01 | 0.08 | 0.231 | 0.126 | 0.241 |
| N247 | 5G N41 | DFT-s-OFDM QPSK | 100M | 528000 | 2640 | 270 | 0 | Rear Face | 4 | 30 | 21.2 | 21.01 | 0.06 | 0.547 | 0.291 | 0.571 |
| N248 | 5G N41 | DFT-s-OFDM QPSK | 100M | 509202 | 2546.01 | 1 | 1 | Rear Face | 4 | 30 | 22.2 | 20.75 | 0.07 | 0.327 | 0.173 | 0.457 |

| Test No. | Band | Mode | BW | Channel | Frequ ency (MHz) | RB | off set | Test Position | Ant | SCS Setting | Maximum Tune-up (dBm) | Conducted Power (dBm) | Power Drift (dB) | SAR 1g (W/kg) | SAR 10g (W/kg) | Reported 1g SAR (W/kg) |
|----------|-----------|--------------------|------|---------|------------------------|-----|------------|------------------|-----|----------------|-----------------------------|-----------------------------|------------------------|---------------------|----------------------|------------------------------|
| N250 | 5G N41 | DFT-s-OFDM QPSK | 100M | 518598 | 2592.99 | 1 | 1 | Front Face | 5 | 30 | 21 | 20.95 | -0.03 | 0.112 | 0.055 | 0.113 |
| N251 | 5G N41 | DFT-s-OFDM QPSK | 100M | 518598 | 2592.99 | 1 | 1 | Rear Face | 5 | 30 | 21 | 20.95 | 0.05 | 0.096 | 0.049 | 0.097 |
| N252 | 5G N41 | DFT-s-OFDM QPSK | 100M | 518598 | 2592.99 | 1 | 0 | Front Face | 5 | 30 | 21 | 20.87 | 0.07 | 0.113 | 0.055 | 0.116 |
| N253 | 5G N41 | DFT-s-OFDM QPSK | 100M | 518598 | 2592.99 | 1 | 0 | Rear Face | 5 | 30 | 21 | 20.87 | 0.08 | 0.097 | 0.050 | 0.100 |
| N254 | 5G N41 | DFT-s-OFDM QPSK | 100M | 509202 | 2546.01 | 135 | 67 | Front Face | 5 | 30 | 21 | 20.91 | 0.01 | 0.201 | 0.099 | 0.205 |
| N256 | 5G N41 | DFT-s-OFDM QPSK | 100M | 509202 | 2546.01 | 135 | 67 | Front Face | 6 | 30 | 20.7 | 20.6 | 0 | 0.299 | 0.125 | 0.306 |
| N257 | 5G N41 | DFT-s-OFDM QPSK | 100M | 509202 | 2546.01 | 135 | 67 | Rear Face | 6 | 30 | 20.7 | 20.6 | 0.1 | 0.100 | 0.052 | 0.102 |
| N258 | 5G N41 | DFT-s-OFDM QPSK | 100M | 509202 | 2546.01 | 270 | 0 | Front Face | 6 | 30 | 20.7 | 20.28 | -0.02 | 0.321 | 0.142 | 0.354 |
| N259 | 5G N41 | DFT-s-OFDM QPSK | 100M | 509202 | 2546.01 | 270 | 0 | Rear Face | 6 | 30 | 20.7 | 20.28 | 0.04 | 0.192 | 0.092 | 0.211 |
| N260 | 5G N41 | DFT-s-OFDM QPSK | 100M | 509202 | 2546.01 | 1 | 1 | Front Face | 6 | 30 | 20.7 | 20.28 | 0.03 | 0.137 | 0.068 | 0.151 |
| N262 | 5G N66 | DFT-s-OFDM QPSK | 20M | 349000 | 1745 | 50 | 25 | Front Face | 3 | 15 | 24.2 | 23.03 | 0.03 | 0.248 | 0.075 | 0.325 |
| N263 | 5G N66 | DFT-s-OFDM QPSK | 20M | 349000 | 1745 | 50 | 25 | Rear Face | 3 | 15 | 24.2 | 23.03 | 0.09 | 0.202 | 0.122 | 0.264 |
| N264 | 5G N66 | DFT-s-OFDM QPSK | 20M | 349000 | 1745 | 100 | 0 | Front Face | 3 | 15 | 23.2 | 23.01 | -0.12 | 0.206 | 0.124 | 0.215 |
| N265 | 5G N66 | DFT-s-OFDM QPSK | 20M | 349000 | 1745 | 100 | 0 | Rear Face | 3 | 15 | 23.2 | 23.01 | 0.15 | 0.199 | 0.121 | 0.208 |
| N266 | 5G N66 | DFT-s-OFDM QPSK | 20M | 349000 | 1745 | 1 | 104 | Front Face | 3 | 15 | 24.2 | 22.85 | 0 | 0.229 | 0.143 | 0.312 |
| N268 | 5G N66 | DFT-s-OFDM QPSK | 20M | 354000 | 1770 | 1 | 104 | Front Face | 4 | 15 | 21 | 20.93 | 0.09 | 0.314 | 0.197 | 0.319 |
| N269 | 5G N66 | DFT-s-OFDM QPSK | 20M | 354000 | 1770 | 1 | 104 | Rear Face | 4 | 15 | 21 | 20.93 | 0.07 | 0.428 | 0.234 | 0.435 |
| N270 | 5G N66 | DFT-s-OFDM QPSK | 20M | 344000 | 1720 | 100 | 0 | Front Face | 4 | 15 | 21 | 20.88 | 0.02 | 0.237 | 0.149 | 0.244 |
| N271 | 5G N66 | DFT-s-OFDM QPSK | 20M | 344000 | 1720 | 100 | 0 | Rear Face | 4 | 15 | 21 | 20.88 | 0.02 | 0.326 | 0.175 | 0.335 |
| N272 | 5G N66 | DFT-s-OFDM QPSK | 20M | 354000 | 1770 | 1 | 1 | Rear Face | 4 | 15 | 21 | 20.92 | 0.02 | 0.354 | 0.234 | 0.361 |

| Test No. | Band | Mode | BW | Channel | Frequ ency (MHz) | RB | off set | Test Position | Ant | SCS Setting | Maximum Tune-up (dBm) | Conducted Power (dBm) | Power Drift (dB) | SAR 1g (W/kg) | SAR 10g (W/kg) | Reported 1g SAR (W/kg) |
|----------|-----------|--------------------|-----|---------|------------------------|-----|------------|------------------|-----|----------------|-----------------------------|-----------------------------|------------------------|---------------------|----------------------|------------------------------|
| N274 | 5G N66 | DFT-s-OFDM QPSK | 20M | 354000 | 1770 | 50 | 25 | Front Face | 5 | 15 | 23.5 | 22.55 | 0.11 | 0.149 | 0.101 | 0.185 |
| N275 | 5G N66 | DFT-s-OFDM QPSK | 20M | 354000 | 1770 | 50 | 25 | Rear Face | 5 | 15 | 23.5 | 22.55 | 0.01 | 0.309 | 0.167 | 0.385 |
| N276 | 5G N66 | DFT-s-OFDM QPSK | 20M | 354000 | 1770 | 2 | 0 | Front Face | 5 | 15 | 22.5 | 22.43 | 0.04 | 0.142 | 0.097 | 0.144 |
| N277 | 5G N66 | DFT-s-OFDM QPSK | 20M | 354000 | 1770 | 2 | 0 | Rear Face | 5 | 15 | 22.5 | 22.43 | -0.06 | 0.300 | 0.164 | 0.305 |
| N278 | 5G N66 | DFT-s-OFDM QPSK | 20M | 354000 | 1770 | 1 | 104 | Rear Face | 5 | 15 | 23.5 | 22.42 | -0.03 | 0.161 | 0.108 | 0.206 |
| N280 | 5G N66 | DFT-s-OFDM QPSK | 20M | 344000 | 1720 | 50 | 25 | Front Face | 6 | 15 | 23 | 21.75 | 0.18 | 0.132 | 0.069 | 0.176 |
| N281 | 5G N66 | DFT-s-OFDM QPSK | 20M | 344000 | 1720 | 50 | 25 | Rear Face | 6 | 15 | 23 | 21.75 | 0.11 | 0.267 | 0.147 | 0.356 |
| N282 | 5G N66 | DFT-s-OFDM QPSK | 20M | 344000 | 1720 | 100 | 0 | Front Face | 6 | 15 | 22 | 21.62 | 0.02 | 0.132 | 0.070 | 0.144 |
| N283 | 5G N66 | DFT-s-OFDM QPSK | 20M | 344000 | 1720 | 100 | 0 | Rear Face | 6 | 15 | 22 | 21.62 | 0.02 | 0.267 | 0.147 | 0.291 |
| N284 | 5G N66 | DFT-s-OFDM QPSK | 20M | 344000 | 1720 | 1 | 104 | Rear Face | 6 | 15 | 23 | 21.59 | -0.13 | 0.086 | 0.049 | 0.119 |

Note: The value with boldface is the maximum SAR Value of each test band.

8.2.3 SAR MEASUREMENT RESULT OF HOTSPOT

1. Hotspot SAR test results of GSM

2G only

| Test No. | Band | Mode | Channel | Test Position | Separation Distance (cm) | Ant | SIM | Maximum Tune-up (dBm) | Conducted Power (dBm) | Power Drift (dB) | SAR 1g (W/kg) | SAR 10g (W/kg) | Reported 1g SAR |
|----------|----------|---------|---------|---------------|--------------------------|-----|-----|-----------------------|-----------------------|------------------|---------------|----------------|-----------------|
| G33 | GSM 850 | GPRS2TX | 190 | Front Face | 1 | 0 | 1 | 31 | 29.87 | -0.05 | 0.102 | 0.066 | 0.132 |
| G34 | GSM 850 | GPRS2TX | 190 | Rear Face | 1 | 0 | 1 | 31 | 29.87 | -0.04 | 0.180 | 0.110 | 0.233 |
| G35 | GSM 850 | GPRS2TX | 190 | Left Side | 1 | 0 | 1 | 31 | 29.87 | -0.13 | 0.094 | 0.050 | 0.122 |
| G36 | GSM 850 | GPRS2TX | 190 | Bottom Side | 1 | 0 | 1 | 31 | 29.87 | -0.08 | 0.110 | 0.065 | 0.143 |
| G38 | GSM 850 | GPRS2TX | 190 | Front Face | 1 | 1 | 1 | 31.5 | 30.14 | -0.12 | 0.135 | 0.085 | 0.185 |
| G39 | GSM 850 | GPRS2TX | 190 | Rear Face | 1 | 1 | 1 | 31.5 | 30.14 | -0.09 | 0.250 | 0.150 | 0.342 |
| G40 | GSM 850 | GPRS2TX | 190 | Left Side | 1 | 1 | 1 | 31.5 | 30.14 | -0.02 | 0.353 | 0.192 | 0.483 |
| G42 | GSM 1900 | GPRS2TX | 661 | Front Face | 1 | 3 | 1 | 26.5 | 25.32 | -0.11 | 0.241 | 0.138 | 0.316 |
| G43 | GSM 1900 | GPRS2TX | 661 | Rear Face | 1 | 3 | 1 | 26.5 | 25.32 | 0.11 | 0.329 | 0.181 | 0.432 |
| G44 | GSM 1900 | GPRS2TX | 661 | Right Side | 1 | 3 | 1 | 26.5 | 25.32 | -0.08 | 0.071 | 0.041 | 0.093 |
| G45 | GSM 1900 | GPRS2TX | 661 | Bottom Side | 1 | 3 | 1 | 26.5 | 25.32 | -0.01 | 0.456 | 0.246 | 0.598 |
| G47 | GSM 1900 | GPRS2TX | 661 | Front Face | 1 | 4 | 1 | 25.5 | 24.75 | -0.18 | 0.144 | 0.0825 | 0.171 |
| G48 | GSM 1900 | GPRS2TX | 661 | Rear Face | 1 | 4 | 1 | 25.5 | 24.75 | -0.11 | 0.256 | 0.138 | 0.304 |
| G49 | GSM 1900 | GPRS2TX | 661 | Left Side | 1 | 4 | 1 | 25.5 | 24.75 | -0.17 | 0.127 | 0.0622 | 0.151 |
| G50 | GSM 1900 | GPRS2TX | 661 | Top Side | 1 | 4 | 1 | 25.5 | 24.75 | -0.01 | 0.494 | 0.262 | 0.587 |

Note: The value with boldface is the maximum SAR Value of each test band.

2. Hotspot SAR test results of UMTS

3G only

| Test No. | Band | Mode | Channel | Test Position | Separation Distance (cm) | Ant | SIM | Maximum Tune-up (dBm) | Conducted Power (dBm) | Power Drift (dB) | SAR 1g (W/kg) | SAR 10g (W/kg) | Reported 1g SAR |
|----------|---------|----------|---------|---------------|--------------------------|-----|-----|-----------------------|-----------------------|------------------|---------------|----------------|-----------------|
| U49 | UMTS B2 | RMC12.2K | 9400 | Front Face | 1 | 3 | 1 | 20.5 | 19.37 | -0.14 | 0.212 | 0.119 | 0.275 |
| U50 | UMTS B2 | RMC12.2K | 9400 | Rear Face | 1 | 3 | 1 | 20.5 | 19.37 | -0.1 | 0.248 | 0.142 | 0.322 |
| U51 | UMTS B2 | RMC12.2K | 9400 | Right Side | 1 | 3 | 1 | 20.5 | 19.37 | -0.03 | 0.075 | 0.043 | 0.098 |
| U52 | UMTS B2 | RMC12.2K | 9400 | Bottom Side | 1 | 3 | 1 | 20.5 | 19.37 | 0.06 | 0.640 | 0.323 | 0.830 |
| U53 | UMTS B2 | RMC12.2K | 9400 | Bottom Side | 1 | 3 | 2 | 20.5 | 19.37 | 0.05 | 0.471 | 0.252 | 0.611 |
| U54 | UMTS B2 | RMC12.2K | 9400 | Front Face | 1 | 4 | 1 | 20 | 18.8 | -0.17 | 0.101 | 0.059 | 0.133 |
| U55 | UMTS B2 | RMC12.2K | 9400 | Rear Face | 1 | 4 | 1 | 20 | 18.8 | -0.02 | 0.220 | 0.118 | 0.290 |
| U56 | UMTS B2 | RMC12.2K | 9400 | Left Side | 1 | 4 | 1 | 20 | 18.8 | 0.05 | 0.103 | 0.052 | 0.136 |
| U57 | UMTS B2 | RMC12.2K | 9400 | Top Side | 1 | 4 | 1 | 20 | 18.8 | -0.04 | 0.383 | 0.195 | 0.505 |
| U59 | UMTS B4 | RMC12.2K | 1413 | Front Face | 1 | 3 | 1 | 20.5 | 19.56 | -0.13 | 0.239 | 0.138 | 0.297 |
| U60 | UMTS B4 | RMC12.2K | 1413 | Rear Face | 1 | 3 | 1 | 20.5 | 19.56 | -0.06 | 0.241 | 0.142 | 0.299 |
| U61 | UMTS B4 | RMC12.2K | 1413 | Right Side | 1 | 3 | 1 | 20.5 | 19.56 | -0.08 | 0.0814 | 0.0482 | 0.101 |
| U62 | UMTS B4 | RMC12.2K | 1413 | Bottom Side | 1 | 3 | 1 | 20.5 | 19.56 | -0.01 | 0.397 | 0.218 | 0.493 |
| U64 | UMTS B4 | RMC12.2K | 1413 | Front Face | 1 | 4 | 1 | 19.5 | 18.57 | 0.08 | 0.187 | 0.124 | 0.232 |
| U65 | UMTS B4 | RMC12.2K | 1413 | Rear Face | 1 | 4 | 1 | 19.5 | 18.57 | 0.16 | 0.249 | 0.153 | 0.308 |
| U66 | UMTS B4 | RMC12.2K | 1413 | Left Side | 1 | 4 | 1 | 19.5 | 18.57 | 0.06 | 0.0984 | 0.0586 | 0.122 |
| U67 | UMTS B4 | RMC12.2K | 1413 | Top Side | 1 | 4 | 1 | 19.5 | 18.57 | -0.01 | 0.429 | 0.231 | 0.531 |
| U69 | UMTS B5 | RMC12.2K | 4182 | Front Face | 1 | 0 | 1 | 23 | 22.18 | -0.09 | 0.075 | 0.049 | 0.091 |
| U70 | UMTS B5 | RMC12.2K | 4182 | Rear Face | 1 | 0 | 1 | 23 | 22.18 | -0.07 | 0.144 | 0.089 | 0.174 |
| U71 | UMTS B5 | RMC12.2K | 4182 | Left Side | 1 | 0 | 1 | 23 | 22.18 | -0.05 | 0.157 | 0.107 | 0.190 |
| U72 | UMTS B5 | RMC12.2K | 4182 | Bottom Side | 1 | 0 | 1 | 23 | 22.18 | -0.08 | 0.108 | 0.064 | 0.130 |
| U74 | UMTS B5 | RMC12.2K | 4182 | Front Face | 1 | 1 | 1 | 24.5 | 23.62 | -0.09 | 0.157 | 0.099 | 0.192 |
| U75 | UMTS B5 | RMC12.2K | 4182 | Rear Face | 1 | 1 | 1 | 24.5 | 23.62 | -0.19 | 0.340 | 0.201 | 0.416 |
| U76 | UMTS B5 | RMC12.2K | 4182 | Left Side | 1 | 1 | 1 | 24.5 | 23.62 | 0.11 | 0.669 | 0.346 | 0.819 |

Note: The value with boldface is the maximum SAR Value of each test band.

3. Hotspot SAR test results of LTE

4G only

| Test No. | Band | Mode | Channel | RB | offset | Test Position | Separation Distance (cm) | Ant | SIM | Maximum Tune-up (dBm) | Conducted Power (dBm) | Power Drift (dB) | SAR 1g (W/kg) | SAR 10g (W/kg) | Reported 1g SAR |
|----------|--------|---------|---------|----|--------|---------------|--------------------------|-----|-----|-----------------------|-----------------------|------------------|---------------|----------------|-----------------|
| L421 | LTE B2 | QPSK20M | 18900 | 1 | 0 | Front Face | 1 | 3 | 1 | 21 | 20.79 | -0.05 | 0.270 | 0.147 | 0.283 |
| L422 | LTE B2 | QPSK20M | 18900 | 1 | 0 | Rear Face | 1 | 3 | 1 | 21 | 20.79 | 0.12 | 0.341 | 0.186 | 0.358 |
| L423 | LTE B2 | QPSK20M | 18900 | 1 | 0 | Right Side | 1 | 3 | 1 | 21 | 20.79 | 0 | 0.080 | 0.048 | 0.084 |
| L424 | LTE B2 | QPSK20M | 18900 | 1 | 0 | Bottom Side | 1 | 3 | 1 | 21 | 20.79 | -0.03 | 0.460 | 0.249 | 0.483 |
| L425 | LTE B2 | QPSK20M | 19100 | 50 | 0 | Front Face | 1 | 3 | 1 | 21 | 20.78 | 0.06 | 0.275 | 0.150 | 0.289 |
| L426 | LTE B2 | QPSK20M | 19100 | 50 | 0 | Rear Face | 1 | 3 | 1 | 21 | 20.78 | 0.13 | 0.338 | 0.185 | 0.356 |
| L427 | LTE B2 | QPSK20M | 19100 | 50 | 0 | Right Side | 1 | 3 | 1 | 21 | 20.78 | -0.05 | 0.082 | 0.049 | 0.086 |
| L428 | LTE B2 | QPSK20M | 19100 | 50 | 0 | Bottom Side | 1 | 3 | 1 | 21 | 20.78 | -0.02 | 0.469 | 0.254 | 0.494 |
| L431 | LTE B2 | QPSK20M | 18900 | 1 | 0 | Front Face | 1 | 4 | 1 | 20.5 | 20.27 | 0.06 | 0.188 | 0.101 | 0.198 |
| L432 | LTE B2 | QPSK20M | 18900 | 1 | 0 | Rear Face | 1 | 4 | 1 | 20.5 | 20.27 | -0.01 | 0.255 | 0.135 | 0.269 |
| L433 | LTE B2 | QPSK20M | 18900 | 1 | 0 | Left Side | 1 | 4 | 1 | 20.5 | 20.27 | -0.04 | 0.117 | 0.059 | 0.123 |
| L434 | LTE B2 | QPSK20M | 18900 | 1 | 0 | Top Side | 1 | 4 | 1 | 20.5 | 20.27 | -0.03 | 0.346 | 0.187 | 0.365 |
| L435 | LTE B2 | QPSK20M | 18900 | 50 | 50 | Front Face | 1 | 4 | 1 | 20.5 | 20.18 | -0.13 | 0.174 | 0.094 | 0.187 |
| L436 | LTE B2 | QPSK20M | 18900 | 50 | 50 | Rear Face | 1 | 4 | 1 | 20.5 | 20.18 | 0.1 | 0.233 | 0.124 | 0.251 |
| L437 | LTE B2 | QPSK20M | 18900 | 50 | 50 | Left Side | 1 | 4 | 1 | 20.5 | 20.18 | -0.16 | 0.105 | 0.054 | 0.113 |
| L438 | LTE B2 | QPSK20M | 18900 | 50 | 50 | Top Side | 1 | 4 | 1 | 20.5 | 20.18 | 0.02 | 0.341 | 0.186 | 0.367 |
| L440 | LTE B4 | QPSK20M | 20050 | 1 | 0 | Front Face | 1 | 3 | 1 | 20 | 19.86 | -0.03 | 0.176 | 0.096 | 0.182 |
| L441 | LTE B4 | QPSK20M | 20050 | 1 | 0 | Rear Face | 1 | 3 | 1 | 20 | 19.86 | 0.16 | 0.224 | 0.126 | 0.231 |
| L442 | LTE B4 | QPSK20M | 20050 | 1 | 0 | Right Side | 1 | 3 | 1 | 20 | 19.86 | -0.04 | 0.074 | 0.043 | 0.076 |
| L443 | LTE B4 | QPSK20M | 20050 | 1 | 0 | Bottom Side | 1 | 3 | 1 | 20 | 19.86 | 0.03 | 0.362 | 0.199 | 0.374 |
| L444 | LTE B4 | QPSK20M | 20300 | 50 | 0 | Front Face | 1 | 3 | 1 | 20 | 19.77 | 0.04 | 0.215 | 0.117 | 0.227 |
| L445 | LTE B4 | QPSK20M | 20300 | 50 | 0 | Rear Face | 1 | 3 | 1 | 20 | 19.77 | 0.09 | 0.232 | 0.131 | 0.245 |
| L446 | LTE B4 | QPSK20M | 20300 | 50 | 0 | Right Side | 1 | 3 | 1 | 20 | 19.77 | 0.1 | 0.090 | 0.053 | 0.095 |
| L447 | LTE B4 | QPSK20M | 20300 | 50 | 0 | Bottom Side | 1 | 3 | 1 | 20 | 19.77 | -0.03 | 0.458 | 0.252 | 0.483 |
| L450 | LTE B4 | QPSK20M | 20050 | 1 | 99 | Front Face | 1 | 4 | 1 | 20.5 | 20.37 | -0.15 | 0.249 | 0.157 | 0.257 |
| L451 | LTE B4 | QPSK20M | 20050 | 1 | 99 | Rear Face | 1 | 4 | 1 | 20.5 | 20.37 | 0.08 | 0.256 | 0.152 | 0.264 |
| L452 | LTE B4 | QPSK20M | 20050 | 1 | 99 | Left Side | 1 | 4 | 1 | 20.5 | 20.37 | -0.02 | 0.113 | 0.066 | 0.117 |
| L453 | LTE B4 | QPSK20M | 20050 | 1 | 99 | Top Side | 1 | 4 | 1 | 20.5 | 20.37 | 0 | 0.420 | 0.235 | 0.433 |
| L454 | LTE B4 | QPSK20M | 20175 | 50 | 50 | Front Face | 1 | 4 | 1 | 20.5 | 20.32 | 0.03 | 0.245 | 0.155 | 0.255 |
| L455 | LTE B4 | QPSK20M | 20175 | 50 | 50 | Rear Face | 1 | 4 | 1 | 20.5 | 20.32 | 0.07 | 0.295 | 0.188 | 0.308 |
| L456 | LTE B4 | QPSK20M | 20175 | 50 | 50 | Left Side | 1 | 4 | 1 | 20.5 | 20.32 | -0.03 | 0.124 | 0.073 | 0.129 |
| L457 | LTE B4 | QPSK20M | 20175 | 50 | 50 | Top Side | 1 | 4 | 1 | 20.5 | 20.32 | -0.6 | 0.464 | 0.260 | 0.484 |
| L460 | LTE B4 | QPSK20M | 20300 | 1 | 50 | Front Face | 1 | 5 | 1 | 20.3 | 20.28 | -0.01 | 0.144 | 0.083 | 0.145 |
| L461 | LTE B4 | QPSK20M | 20300 | 1 | 50 | Rear Face | 1 | 5 | 1 | 20.3 | 20.28 | -0.04 | 0.199 | 0.118 | 0.200 |
| L462 | LTE B4 | QPSK20M | 20300 | 1 | 50 | Left Side | 1 | 5 | 1 | 20.3 | 20.28 | 0.01 | 0.244 | 0.133 | 0.245 |
| L463 | LTE B4 | QPSK20M | 20300 | 1 | 50 | Top Side | 1 | 5 | 1 | 20.3 | 20.28 | -0.03 | 0.108 | 0.063 | 0.108 |
| L464 | LTE B4 | QPSK20M | 20300 | 50 | 25 | Front Face | 1 | 5 | 1 | 20.3 | 20.19 | 0 | 0.140 | 0.088 | 0.144 |
| L465 | LTE B4 | QPSK20M | 20300 | 50 | 25 | Rear Face | 1 | 5 | 1 | 20.3 | 20.19 | 0.03 | 0.203 | 0.120 | 0.208 |
| L466 | LTE B4 | QPSK20M | 20300 | 50 | 25 | Left Side | 1 | 5 | 1 | 20.3 | 20.19 | 0.09 | 0.248 | 0.136 | 0.254 |
| L467 | LTE B4 | QPSK20M | 20300 | 50 | 25 | Top Side | 1 | 5 | 1 | 20.3 | 20.19 | -0.05 | 0.108 | 0.063 | 0.111 |

| Test No. | Band | Mode | Channel | RB | offset | Test Position | Separation Distance (cm) | Ant | SIM | Maximum Tune-up (dBm) | Conducted Power (dBm) | Power Drift (dB) | SAR 1g (W/kg) | SAR 10g (W/kg) | Reported 1g SAR |
|----------|--------|---------|---------|----|--------|---------------|--------------------------|-----|-----|-----------------------|-----------------------|------------------|---------------|----------------|-----------------|
| L469 | LTE B5 | QPSK10M | 20450 | 1 | 0 | Front Face | 1 | 0 | 1 | 23 | 22.85 | -0.05 | 0.078 | 0.048 | 0.081 |
| L470 | LTE B5 | QPSK10M | 20450 | 1 | 0 | Rear Face | 1 | 0 | 1 | 23 | 22.85 | 0.02 | 0.125 | 0.074 | 0.130 |
| L471 | LTE B5 | QPSK10M | 20450 | 1 | 0 | Left Side | 1 | 0 | 1 | 23 | 22.85 | -0.03 | 0.058 | 0.032 | 0.060 |
| L472 | LTE B5 | QPSK10M | 20450 | 1 | 0 | Bottom Side | 1 | 0 | 1 | 23 | 22.85 | -0.12 | 0.085 | 0.050 | 0.088 |
| L473 | LTE B5 | QPSK10M | 20450 | 25 | 0 | Front Face | 1 | 0 | 1 | 23 | 22.73 | -0.02 | 0.080 | 0.049 | 0.085 |
| L474 | LTE B5 | QPSK10M | 20450 | 25 | 0 | Rear Face | 1 | 0 | 1 | 23 | 22.73 | 0.01 | 0.128 | 0.076 | 0.136 |
| L475 | LTE B5 | QPSK10M | 20450 | 25 | 0 | Left Side | 1 | 0 | 1 | 23 | 22.73 | -0.01 | 0.061 | 0.034 | 0.065 |
| L476 | LTE B5 | QPSK10M | 20450 | 25 | 0 | Bottom Side | 1 | 0 | 1 | 23 | 22.73 | -0.05 | 0.085 | 0.050 | 0.091 |
| L479 | LTE B5 | QPSK10M | 20450 | 1 | 0 | Front Face | 1 | 1 | 1 | 25 | 24.38 | 0.03 | 0.209 | 0.124 | 0.241 |
| L480 | LTE B5 | QPSK10M | 20450 | 1 | 0 | Rear Face | 1 | 1 | 1 | 25 | 24.38 | -0.05 | 0.269 | 0.160 | 0.310 |
| L481 | LTE B5 | QPSK10M | 20450 | 1 | 0 | Left Side | 1 | 1 | 1 | 25 | 24.38 | -0.06 | 0.381 | 0.212 | 0.439 |
| L482 | LTE B5 | QPSK10M | 20525 | 25 | 0 | Front Face | 1 | 1 | 1 | 24 | 23.45 | 0.09 | 0.177 | 0.105 | 0.201 |
| L483 | LTE B5 | QPSK10M | 20525 | 25 | 0 | Rear Face | 1 | 1 | 1 | 24 | 23.45 | -0.03 | 0.230 | 0.136 | 0.261 |
| L484 | LTE B5 | QPSK10M | 20525 | 25 | 0 | Left Side | 1 | 1 | 1 | 24 | 23.45 | -0.05 | 0.325 | 0.181 | 0.369 |
| L486 | LTE B7 | QPSK20M | 21100 | 1 | 0 | Front Face | 1 | 3 | 1 | 19 | 18.88 | -0.04 | 0.125 | 0.065 | 0.129 |
| L487 | LTE B7 | QPSK20M | 21100 | 1 | 0 | Rear Face | 1 | 3 | 1 | 19 | 18.88 | -0.07 | 0.187 | 0.093 | 0.192 |
| L488 | LTE B7 | QPSK20M | 21100 | 1 | 0 | Right Side | 1 | 3 | 1 | 19 | 18.88 | 0.03 | 0.021 | 0.009 | 0.021 |
| L489 | LTE B7 | QPSK20M | 21100 | 1 | 0 | Bottom Side | 1 | 3 | 1 | 19 | 18.88 | -0.09 | 0.290 | 0.141 | 0.298 |
| L490 | LTE B7 | QPSK20M | 21350 | 50 | 0 | Front Face | 1 | 3 | 1 | 19 | 18.79 | 0.19 | 0.137 | 0.071 | 0.144 |
| L491 | LTE B7 | QPSK20M | 21350 | 50 | 0 | Rear Face | 1 | 3 | 1 | 19 | 18.79 | -0.02 | 0.104 | 0.050 | 0.109 |
| L492 | LTE B7 | QPSK20M | 21350 | 50 | 0 | Right Side | 1 | 3 | 1 | 19 | 18.79 | -0.01 | 0.021 | 0.011 | 0.022 |
| L493 | LTE B7 | QPSK20M | 21350 | 50 | 0 | Bottom Side | 1 | 3 | 1 | 19 | 18.79 | -0.05 | 0.327 | 0.158 | 0.343 |
| L496 | LTE B7 | QPSK20M | 21350 | 1 | 99 | Front Face | 1 | 4 | 1 | 19 | 18.35 | 0.01 | 0.191 | 0.103 | 0.222 |
| L497 | LTE B7 | QPSK20M | 21350 | 1 | 99 | Rear Face | 1 | 4 | 1 | 19 | 18.35 | 0.02 | 0.235 | 0.127 | 0.273 |
| L498 | LTE B7 | QPSK20M | 21350 | 1 | 99 | Left Side | 1 | 4 | 1 | 19 | 18.35 | 0.02 | 0.095 | 0.045 | 0.111 |
| L499 | LTE B7 | QPSK20M | 21350 | 1 | 99 | Top Side | 1 | 4 | 1 | 19 | 18.35 | 0.02 | 0.455 | 0.222 | 0.528 |
| L500 | LTE B7 | QPSK20M | 21350 | 50 | 0 | Front Face | 1 | 4 | 1 | 19 | 18.28 | 0.03 | 0.200 | 0.108 | 0.236 |
| L501 | LTE B7 | QPSK20M | 21350 | 50 | 0 | Rear Face | 1 | 4 | 1 | 19 | 18.28 | 0.06 | 0.239 | 0.116 | 0.282 |
| L502 | LTE B7 | QPSK20M | 21350 | 50 | 0 | Left Side | 1 | 4 | 1 | 19 | 18.28 | -0.04 | 0.112 | 0.053 | 0.132 |
| L503 | LTE B7 | QPSK20M | 21350 | 50 | 0 | Top Side | 1 | 4 | 1 | 19 | 18.28 | 0.01 | 0.475 | 0.231 | 0.560 |
| L506 | LTE B7 | QPSK20M | 21100 | 1 | 99 | Front Face | 1 | 5 | 1 | 19.1 | 18.86 | -0.05 | 0.122 | 0.058 | 0.129 |
| L507 | LTE B7 | QPSK20M | 21100 | 1 | 99 | Rear Face | 1 | 5 | 1 | 19.1 | 18.86 | -0.02 | 0.127 | 0.060 | 0.134 |
| L508 | LTE B7 | QPSK20M | 21100 | 1 | 99 | Left Side | 1 | 5 | 1 | 19.1 | 18.86 | 0 | 0.387 | 0.161 | 0.409 |
| L509 | LTE B7 | QPSK20M | 21100 | 1 | 99 | Top Side | 1 | 5 | 1 | 19.1 | 18.86 | 0.07 | 0.033 | 0.013 | 0.035 |
| L510 | LTE B7 | QPSK20M | 21350 | 50 | 0 | Front Face | 1 | 5 | 1 | 19.1 | 18.79 | -0.14 | 0.083 | 0.041 | 0.089 |
| L511 | LTE B7 | QPSK20M | 21350 | 50 | 0 | Rear Face | 1 | 5 | 1 | 19.1 | 18.79 | 0.46 | 0.148 | 0.070 | 0.159 |
| L512 | LTE B7 | QPSK20M | 21350 | 50 | 0 | Left Side | 1 | 5 | 1 | 19.1 | 18.79 | -0.07 | 0.362 | 0.151 | 0.389 |
| L513 | LTE B7 | QPSK20M | 21350 | 50 | 0 | Top Side | 1 | 5 | 1 | 19.1 | 18.79 | 0.01 | 0.043 | 0.021 | 0.047 |

| Test No. | Band | Mode | Channel | RB | offset | Test Position | Separation Distance (cm) | Ant | SIM | Maximum Tune-up (dBm) | Conducted Power (dBm) | Power Drift (dB) | SAR 1g (W/kg) | SAR 10g (W/kg) | Reported 1g SAR |
|----------|---------|---------|---------|----|--------|---------------|--------------------------|-----|-----|-----------------------|-----------------------|------------------|---------------|----------------|-----------------|
| L515 | LTE B12 | QPSK10M | 23095 | 1 | 49 | Front Face | 1 | 0 | 1 | 23.5 | 22.89 | -0.04 | 0.068 | 0.042 | 0.079 |
| L516 | LTE B12 | QPSK10M | 23095 | 1 | 49 | Rear Face | 1 | 0 | 1 | 23.5 | 22.89 | 0.05 | 0.166 | 0.093 | 0.191 |
| L517 | LTE B12 | QPSK10M | 23095 | 1 | 49 | Left Side | 1 | 0 | 1 | 23.5 | 22.89 | 0.05 | 0.070 | 0.049 | 0.081 |
| L518 | LTE B12 | QPSK10M | 23095 | 1 | 49 | Bottom Side | 1 | 0 | 1 | 23.5 | 22.89 | 0.06 | 0.057 | 0.033 | 0.066 |
| L519 | LTE B12 | QPSK10M | 23130 | 25 | 0 | Front Face | 1 | 0 | 1 | 23.5 | 22.87 | -0.01 | 0.091 | 0.055 | 0.105 |
| L520 | LTE B12 | QPSK10M | 23130 | 25 | 0 | Rear Face | 1 | 0 | 1 | 23.5 | 22.87 | -0.08 | 0.155 | 0.088 | 0.179 |
| L521 | LTE B12 | QPSK10M | 23130 | 25 | 0 | Left Side | 1 | 0 | 1 | 23.5 | 22.87 | 0.08 | 0.083 | 0.052 | 0.096 |
| L522 | LTE B12 | QPSK10M | 23130 | 25 | 0 | Bottom Side | 1 | 0 | 1 | 23.5 | 22.87 | -0.03 | 0.054 | 0.032 | 0.063 |
| L525 | LTE B12 | QPSK10M | 23130 | 1 | 24 | Front Face | 1 | 1 | 1 | 25 | 23.98 | 0.08 | 0.180 | 0.107 | 0.228 |
| L526 | LTE B12 | QPSK10M | 23130 | 1 | 24 | Rear Face | 1 | 1 | 1 | 25 | 23.98 | 0.04 | 0.236 | 0.136 | 0.298 |
| L527 | LTE B12 | QPSK10M | 23130 | 1 | 24 | Left Side | 1 | 1 | 1 | 25 | 23.98 | 0.13 | 0.340 | 0.179 | 0.430 |
| L528 | LTE B12 | QPSK10M | 23130 | 25 | 0 | Front Face | 1 | 1 | 1 | 24 | 23.03 | 0.06 | 0.146 | 0.087 | 0.182 |
| L529 | LTE B12 | QPSK10M | 23130 | 25 | 0 | Rear Face | 1 | 1 | 1 | 24 | 23.03 | 0.02 | 0.187 | 0.108 | 0.234 |
| L530 | LTE B12 | QPSK10M | 23130 | 25 | 0 | Left Side | 1 | 1 | 1 | 24 | 23.03 | 0.08 | 0.279 | 0.147 | 0.349 |
| L532 | LTE B13 | QPSK10M | 23230 | 1 | 0 | Front Face | 1 | 0 | 1 | 24.5 | 24.11 | 0.06 | 0.143 | 0.109 | 0.157 |
| L533 | LTE B13 | QPSK10M | 23230 | 1 | 0 | Rear Face | 1 | 0 | 1 | 24.5 | 24.11 | -0.03 | 0.172 | 0.130 | 0.188 |
| L534 | LTE B13 | QPSK10M | 23230 | 1 | 0 | Left Side | 1 | 0 | 1 | 24.5 | 24.11 | -0.02 | 0.211 | 0.145 | 0.231 |
| L535 | LTE B13 | QPSK10M | 23230 | 1 | 0 | Bottom Side | 1 | 0 | 1 | 24.5 | 24.11 | 0.01 | 0.120 | 0.070 | 0.131 |
| L536 | LTE B13 | QPSK10M | 23230 | 25 | 0 | Front Face | 1 | 0 | 1 | 23.5 | 23.00 | 0.02 | 0.109 | 0.083 | 0.122 |
| L537 | LTE B13 | QPSK10M | 23230 | 25 | 0 | Rear Face | 1 | 0 | 1 | 23.5 | 23.00 | 0.01 | 0.130 | 0.098 | 0.146 |
| L538 | LTE B13 | QPSK10M | 23230 | 25 | 0 | Left Side | 1 | 0 | 1 | 23.5 | 23.00 | -0.01 | 0.158 | 0.108 | 0.177 |
| L539 | LTE B13 | QPSK10M | 23230 | 25 | 0 | Bottom Side | 1 | 0 | 1 | 23.5 | 23.00 | 0 | 0.092 | 0.054 | 0.103 |
| L542 | LTE B13 | QPSK10M | 23230 | 1 | 0 | Front Face | 1 | 1 | 1 | 25 | 24.17 | 0.01 | 0.177 | 0.107 | 0.214 |
| L543 | LTE B13 | QPSK10M | 23230 | 1 | 0 | Rear Face | 1 | 1 | 1 | 25 | 24.17 | -0.02 | 0.261 | 0.156 | 0.316 |
| L544 | LTE B13 | QPSK10M | 23230 | 1 | 0 | Left Side | 1 | 1 | 1 | 25 | 24.17 | 0.01 | 0.480 | 0.263 | 0.581 |
| L545 | LTE B13 | QPSK10M | 23230 | 25 | 0 | Front Face | 1 | 1 | 1 | 24 | 23.13 | 0.07 | 0.137 | 0.083 | 0.167 |
| L546 | LTE B13 | QPSK10M | 23230 | 25 | 0 | Rear Face | 1 | 1 | 1 | 24 | 23.13 | 0.01 | 0.202 | 0.120 | 0.247 |
| L547 | LTE B13 | QPSK10M | 23230 | 25 | 0 | Left Side | 1 | 1 | 1 | 24 | 23.13 | 0.03 | 0.372 | 0.203 | 0.454 |
| L549 | LTE B17 | QPSK10M | 23800 | 1 | 49 | Front Face | 1 | 0 | 1 | 23.5 | 22.82 | 0.07 | 0.044 | 0.028 | 0.051 |
| L550 | LTE B17 | QPSK10M | 23800 | 1 | 49 | Rear Face | 1 | 0 | 1 | 23.5 | 22.82 | 0.05 | 0.095 | 0.057 | 0.111 |
| L551 | LTE B17 | QPSK10M | 23800 | 1 | 49 | Left Side | 1 | 0 | 1 | 23.5 | 22.82 | 0.05 | 0.056 | 0.035 | 0.065 |
| L552 | LTE B17 | QPSK10M | 23800 | 1 | 49 | Bottom Side | 1 | 0 | 1 | 23.5 | 22.82 | 0.03 | 0.051 | 0.031 | 0.060 |
| L553 | LTE B17 | QPSK10M | 23800 | 25 | 0 | Front Face | 1 | 0 | 1 | 23.5 | 22.79 | 0.09 | 0.044 | 0.028 | 0.051 |
| L554 | LTE B17 | QPSK10M | 23800 | 25 | 0 | Rear Face | 1 | 0 | 1 | 23.5 | 22.79 | 0.03 | 0.086 | 0.052 | 0.101 |
| L555 | LTE B17 | QPSK10M | 23800 | 25 | 0 | Left Side | 1 | 0 | 1 | 23.5 | 22.79 | 0.06 | 0.053 | 0.034 | 0.063 |
| L556 | LTE B17 | QPSK10M | 23800 | 25 | 0 | Bottom Side | 1 | 0 | 1 | 23.5 | 22.79 | 0.03 | 0.046 | 0.028 | 0.054 |
| L559 | LTE B17 | QPSK10M | 23800 | 1 | 49 | Front Face | 1 | 1 | 1 | 25 | 23.97 | 0.08 | 0.170 | 0.100 | 0.216 |
| L560 | LTE B17 | QPSK10M | 23800 | 1 | 49 | Rear Face | 1 | 1 | 1 | 25 | 23.97 | -0.04 | 0.226 | 0.131 | 0.287 |
| L561 | LTE B17 | QPSK10M | 23800 | 1 | 49 | Left Side | 1 | 1 | 1 | 25 | 23.97 | -0.02 | 0.275 | 0.151 | 0.349 |
| L562 | LTE B17 | QPSK10M | 23800 | 25 | 0 | Front Face | 1 | 1 | 1 | 24 | 23.04 | -0.04 | 0.119 | 0.070 | 0.148 |
| L563 | LTE B17 | QPSK10M | 23800 | 25 | 0 | Rear Face | 1 | 1 | 1 | 24 | 23.04 | -0.08 | 0.161 | 0.094 | 0.201 |
| L564 | LTE B17 | QPSK10M | 23800 | 25 | 0 | Left Side | 1 | 1 | 1 | 24 | 23.04 | -0.08 | 0.194 | 0.105 | 0.242 |

| Test No. | Band | Mode | Channel | RB | offset | Test Position | Separation Distance (cm) | Ant | SIM | Maximum Tune-up (dBm) | Conducted Power (dBm) | Power Drift (dB) | SAR 1g (W/kg) | SAR 10g (W/kg) | Reported 1g SAR |
|----------|---------|---------|---------|----|--------|---------------|--------------------------|-----|-----|-----------------------|-----------------------|------------------|---------------|----------------|-----------------|
| L566 | LTE B26 | QPSK15M | 26965 | 1 | 74 | Front Face | 1 | 0 | 1 | 24 | 23.70 | -0.03 | 0.118 | 0.075 | 0.127 |
| L567 | LTE B26 | QPSK15M | 26965 | 1 | 74 | Rear Face | 1 | 0 | 1 | 24 | 23.70 | -0.02 | 0.175 | 0.106 | 0.188 |
| L568 | LTE B26 | QPSK15M | 26965 | 1 | 74 | Left Side | 1 | 0 | 1 | 24 | 23.70 | -0.06 | 0.163 | 0.110 | 0.175 |
| L569 | LTE B26 | QPSK15M | 26965 | 1 | 74 | Bottom Side | 1 | 0 | 1 | 24 | 23.70 | -0.03 | 0.148 | 0.085 | 0.159 |
| L570 | LTE B26 | QPSK15M | 26765 | 36 | 0 | Front Face | 1 | 0 | 1 | 23 | 22.69 | -0.08 | 0.060 | 0.037 | 0.064 |
| L571 | LTE B26 | QPSK15M | 26765 | 36 | 0 | Rear Face | 1 | 0 | 1 | 23 | 22.69 | 0 | 0.089 | 0.054 | 0.096 |
| L572 | LTE B26 | QPSK15M | 26765 | 36 | 0 | Left Side | 1 | 0 | 1 | 23 | 22.69 | -0.01 | 0.069 | 0.049 | 0.074 |
| L573 | LTE B26 | QPSK15M | 26765 | 36 | 0 | Bottom Side | 1 | 0 | 1 | 23 | 22.69 | -0.02 | 0.082 | 0.047 | 0.088 |
| L576 | LTE B26 | QPSK15M | 26865 | 1 | 0 | Front Face | 1 | 1 | 1 | 24.5 | 23.66 | -0.08 | 0.149 | 0.090 | 0.181 |
| L577 | LTE B26 | QPSK15M | 26865 | 1 | 0 | Rear Face | 1 | 1 | 1 | 24.5 | 23.66 | 0.07 | 0.215 | 0.127 | 0.261 |
| L578 | LTE B26 | QPSK15M | 26865 | 1 | 0 | Left Side | 1 | 1 | 1 | 24.5 | 23.66 | -0.07 | 0.340 | 0.188 | 0.412 |
| L579 | LTE B26 | QPSK15M | 26865 | 36 | 0 | Front Face | 1 | 1 | 1 | 23.5 | 23.34 | 0.06 | 0.128 | 0.077 | 0.133 |
| L580 | LTE B26 | QPSK15M | 26865 | 36 | 0 | Rear Face | 1 | 1 | 1 | 23.5 | 23.34 | 0.14 | 0.182 | 0.107 | 0.189 |
| L581 | LTE B26 | QPSK15M | 26865 | 36 | 0 | Left Side | 1 | 1 | 1 | 23.5 | 23.34 | -0.06 | 0.291 | 0.161 | 0.302 |
| L583 | LTE B38 | QPSK20M | 37850 | 1 | 99 | Front Face | 1 | 3 | 1 | 21 | 20.84 | 0.02 | 0.035 | 0.017 | 0.037 |
| L584 | LTE B38 | QPSK20M | 37850 | 1 | 99 | Rear Face | 1 | 3 | 1 | 21 | 20.84 | 0.05 | 0.042 | 0.021 | 0.044 |
| L585 | LTE B38 | QPSK20M | 37850 | 1 | 99 | Right Side | 1 | 3 | 1 | 21 | 20.84 | -0.07 | 0.022 | 0.010 | 0.023 |
| L586 | LTE B38 | QPSK20M | 37850 | 1 | 99 | Bottom Side | 1 | 3 | 1 | 21 | 20.84 | -0.12 | 0.380 | 0.179 | 0.395 |
| L587 | LTE B38 | QPSK20M | 37850 | 50 | 50 | Front Face | 1 | 3 | 1 | 21 | 20.74 | 0.04 | 0.039 | 0.019 | 0.041 |
| L588 | LTE B38 | QPSK20M | 37850 | 50 | 50 | Rear Face | 1 | 3 | 1 | 21 | 20.74 | 0.07 | 0.052 | 0.025 | 0.055 |
| L589 | LTE B38 | QPSK20M | 37850 | 50 | 50 | Right Side | 1 | 3 | 1 | 21 | 20.74 | 0.05 | 0.021 | 0.011 | 0.022 |
| L590 | LTE B38 | QPSK20M | 37850 | 50 | 50 | Bottom Side | 1 | 3 | 1 | 21 | 20.74 | -0.05 | 0.389 | 0.183 | 0.413 |
| L593 | LTE B38 | QPSK20M | 37850 | 1 | 99 | Front Face | 1 | 4 | 1 | 20.5 | 19.91 | 0.04 | 0.164 | 0.088 | 0.188 |
| L594 | LTE B38 | QPSK20M | 37850 | 1 | 99 | Rear Face | 1 | 4 | 1 | 20.5 | 19.91 | 0.05 | 0.205 | 0.111 | 0.235 |
| L595 | LTE B38 | QPSK20M | 37850 | 1 | 99 | Left Side | 1 | 4 | 1 | 20.5 | 19.91 | 0.08 | 0.055 | 0.027 | 0.063 |
| L596 | LTE B38 | QPSK20M | 37850 | 1 | 99 | Top Side | 1 | 4 | 1 | 20.5 | 19.91 | 0.05 | 0.365 | 0.180 | 0.418 |
| L597 | LTE B38 | QPSK20M | 38000 | 50 | 0 | Front Face | 1 | 4 | 1 | 20.5 | 19.89 | 0.04 | 0.170 | 0.089 | 0.196 |
| L598 | LTE B38 | QPSK20M | 38000 | 50 | 0 | Rear Face | 1 | 4 | 1 | 20.5 | 19.89 | 0.06 | 0.221 | 0.120 | 0.254 |
| L599 | LTE B38 | QPSK20M | 38000 | 50 | 0 | Left Side | 1 | 4 | 1 | 20.5 | 19.89 | 0.12 | 0.054 | 0.027 | 0.062 |
| L600 | LTE B38 | QPSK20M | 38000 | 50 | 0 | Top Side | 1 | 4 | 1 | 20.5 | 19.89 | 0.02 | 0.385 | 0.189 | 0.443 |
| L603 | LTE B38 | QPSK20M | 38000 | 1 | 50 | Front Face | 1 | 5 | 1 | 21 | 20.98 | 0.16 | 0.113 | 0.055 | 0.114 |
| L604 | LTE B38 | QPSK20M | 38000 | 1 | 50 | Rear Face | 1 | 5 | 1 | 21 | 20.98 | 0.05 | 0.198 | 0.094 | 0.199 |
| L605 | LTE B38 | QPSK20M | 38000 | 1 | 50 | Left Side | 1 | 5 | 1 | 21 | 20.98 | 0.04 | 0.306 | 0.135 | 0.307 |
| L606 | LTE B38 | QPSK20M | 38000 | 1 | 50 | Top Side | 1 | 5 | 1 | 21 | 20.98 | 0.02 | 0.056 | 0.027 | 0.056 |
| L607 | LTE B38 | QPSK20M | 38000 | 50 | 25 | Front Face | 1 | 5 | 1 | 21 | 20.92 | 0.07 | 0.122 | 0.060 | 0.124 |
| L608 | LTE B38 | QPSK20M | 38000 | 50 | 25 | Rear Face | 1 | 5 | 1 | 21 | 20.92 | 0.18 | 0.179 | 0.085 | 0.182 |
| L609 | LTE B38 | QPSK20M | 38000 | 50 | 25 | Left Side | 1 | 5 | 1 | 21 | 20.92 | 0.09 | 0.306 | 0.136 | 0.312 |
| L610 | LTE B38 | QPSK20M | 38000 | 50 | 25 | Top Side | 1 | 5 | 1 | 21 | 20.92 | 0.16 | 0.049 | 0.024 | 0.050 |

| Test No. | Band | Mode | Channel | RB | offset | Test Position | Separation Distance (cm) | Ant | SIM | Maximum Tune-up (dBm) | Conducted Power (dBm) | Power Drift (dB) | SAR 1g (W/kg) | SAR 10g (W/kg) | Reported 1g SAR |
|----------|---------|---------|---------|----|--------|---------------|--------------------------|-----|-----|-----------------------|-----------------------|------------------|---------------|----------------|-----------------|
| L612 | LTE B41 | QPSK20M | 39750 | 1 | 99 | Front Face | 1 | 3 | 1 | 21 | 20.78 | 0.11 | 0.123 | 0.064 | 0.129 |
| L613 | LTE B41 | QPSK20M | 39750 | 1 | 99 | Rear Face | 1 | 3 | 1 | 21 | 20.78 | 0.05 | 0.204 | 0.098 | 0.214 |
| L614 | LTE B41 | QPSK20M | 39750 | 1 | 99 | Right Side | 1 | 3 | 1 | 21 | 20.78 | 0.05 | 0.015 | 0.006 | 0.016 |
| L615 | LTE B41 | QPSK20M | 39750 | 1 | 99 | Bottom Side | 1 | 3 | 1 | 21 | 20.78 | -0.13 | 0.346 | 0.165 | 0.364 |
| L616 | LTE B41 | QPSK20M | 41490 | 50 | 0 | Front Face | 1 | 3 | 1 | 21 | 20.73 | -0.04 | 0.150 | 0.074 | 0.160 |
| L617 | LTE B41 | QPSK20M | 41490 | 50 | 0 | Rear Face | 1 | 3 | 1 | 21 | 20.73 | -0.05 | 0.222 | 0.107 | 0.236 |
| L618 | LTE B41 | QPSK20M | 41490 | 50 | 0 | Right Side | 1 | 3 | 1 | 21 | 20.73 | -0.11 | 0.018 | 0.009 | 0.019 |
| L619 | LTE B41 | QPSK20M | 41490 | 50 | 0 | Bottom Side | 1 | 3 | 1 | 21 | 20.73 | -0.04 | 0.405 | 0.189 | 0.431 |
| L622 | LTE B41 | QPSK20M | 40620 | 1 | 50 | Front Face | 1 | 4 | 1 | 20.5 | 19.66 | 0.08 | 0.163 | 0.088 | 0.198 |
| L623 | LTE B41 | QPSK20M | 40620 | 1 | 50 | Rear Face | 1 | 4 | 1 | 20.5 | 19.66 | 0.1 | 0.210 | 0.114 | 0.255 |
| L624 | LTE B41 | QPSK20M | 40620 | 1 | 50 | Left Side | 1 | 4 | 1 | 20.5 | 19.66 | 0.04 | 0.062 | 0.026 | 0.075 |
| L625 | LTE B41 | QPSK20M | 40620 | 1 | 50 | Top Side | 1 | 4 | 1 | 20.5 | 19.66 | -0.01 | 0.400 | 0.197 | 0.486 |
| L626 | LTE B41 | QPSK20M | 40620 | 50 | 0 | Front Face | 1 | 4 | 1 | 20.5 | 19.64 | -0.04 | 0.159 | 0.086 | 0.194 |
| L627 | LTE B41 | QPSK20M | 40620 | 50 | 0 | Rear Face | 1 | 4 | 1 | 20.5 | 19.64 | -0.08 | 0.207 | 0.113 | 0.252 |
| L628 | LTE B41 | QPSK20M | 40620 | 50 | 0 | Left Side | 1 | 4 | 1 | 20.5 | 19.64 | 0.050 | 0.054 | 0.026 | 0.065 |
| L629 | LTE B41 | QPSK20M | 40620 | 50 | 0 | Top Side | 1 | 4 | 1 | 20.5 | 19.64 | 0 | 0.394 | 0.194 | 0.480 |
| L632 | LTE B41 | QPSK20M | 40620 | 1 | 50 | Front Face | 1 | 5 | 1 | 20.5 | 20.38 | -0.08 | 0.099 | 0.050 | 0.102 |
| L633 | LTE B41 | QPSK20M | 40620 | 1 | 50 | Rear Face | 1 | 5 | 1 | 20.5 | 20.38 | 0.04 | 0.168 | 0.080 | 0.173 |
| L634 | LTE B41 | QPSK20M | 40620 | 1 | 50 | Left Side | 1 | 5 | 1 | 20.5 | 20.38 | -0.07 | 0.251 | 0.113 | 0.258 |
| L635 | LTE B41 | QPSK20M | 40620 | 1 | 50 | Top Side | 1 | 5 | 1 | 20.5 | 20.38 | -0.10 | 0.057 | 0.028 | 0.058 |
| L636 | LTE B41 | QPSK20M | 40620 | 50 | 0 | Front Face | 1 | 5 | 1 | 20.5 | 20.28 | 0.13 | 0.093 | 0.047 | 0.098 |
| L637 | LTE B41 | QPSK20M | 40620 | 50 | 0 | Rear Face | 1 | 5 | 1 | 20.5 | 20.28 | -0.05 | 0.159 | 0.076 | 0.167 |
| L638 | LTE B41 | QPSK20M | 40620 | 50 | 0 | Left Side | 1 | 5 | 1 | 20.5 | 20.28 | 0.01 | 0.251 | 0.113 | 0.264 |
| L639 | LTE B41 | QPSK20M | 40620 | 50 | 0 | Top Side | 1 | 5 | 1 | 20.5 | 20.28 | -0.07 | 0.055 | 0.027 | 0.057 |
| L641 | LTE B66 | QPSK20M | 132572 | 1 | 99 | Front Face | 1 | 3 | 1 | 22.5 | 22.18 | -0.06 | 0.333 | 0.188 | 0.358 |
| L642 | LTE B66 | QPSK20M | 132572 | 1 | 99 | Rear Face | 1 | 3 | 1 | 22.5 | 22.18 | 0.05 | 0.346 | 0.204 | 0.372 |
| L643 | LTE B66 | QPSK20M | 132572 | 1 | 99 | Right Side | 1 | 3 | 1 | 22.5 | 22.18 | -0.07 | 0.180 | 0.105 | 0.194 |
| L644 | LTE B66 | QPSK20M | 132572 | 1 | 99 | Bottom Side | 1 | 3 | 1 | 22.5 | 22.18 | -0.09 | 0.645 | 0.351 | 0.694 |
| L645 | LTE B66 | QPSK20M | 132322 | 50 | 0 | Front Face | 1 | 3 | 1 | 22.5 | 22.07 | 0 | 0.339 | 0.192 | 0.374 |
| L646 | LTE B66 | QPSK20M | 132322 | 50 | 0 | Rear Face | 1 | 3 | 1 | 22.5 | 22.07 | 0.04 | 0.349 | 0.206 | 0.385 |
| L647 | LTE B66 | QPSK20M | 132322 | 50 | 0 | Right Side | 1 | 3 | 1 | 22.5 | 22.07 | -0.03 | 0.146 | 0.085 | 0.161 |
| L648 | LTE B66 | QPSK20M | 132322 | 50 | 0 | Bottom Side | 1 | 3 | 1 | 22.5 | 22.07 | 0.18 | 0.700 | 0.387 | 0.773 |
| L651 | LTE B66 | QPSK20M | 132072 | 1 | 99 | Front Face | 1 | 4 | 1 | 22 | 21.86 | 0.03 | 0.096 | 0.057 | 0.099 |
| L652 | LTE B66 | QPSK20M | 132072 | 1 | 99 | Rear Face | 1 | 4 | 1 | 22 | 21.86 | -0.01 | 0.579 | 0.330 | 0.598 |
| L653 | LTE B66 | QPSK20M | 132072 | 1 | 99 | Left Side | 1 | 4 | 1 | 22 | 21.86 | -0.01 | 0.037 | 0.021 | 0.039 |
| L654 | LTE B66 | QPSK20M | 132072 | 1 | 99 | Top Side | 1 | 4 | 1 | 22 | 21.86 | 0.05 | 0.138 | 0.074 | 0.143 |
| L655 | LTE B66 | QPSK20M | 132572 | 50 | 25 | Front Face | 1 | 4 | 1 | 22 | 21.73 | 0.12 | 0.119 | 0.073 | 0.127 |
| L656 | LTE B66 | QPSK20M | 132572 | 50 | 25 | Rear Face | 1 | 4 | 1 | 22 | 21.73 | 0.05 | 0.429 | 0.157 | 0.457 |
| L657 | LTE B66 | QPSK20M | 132572 | 50 | 25 | Left Side | 1 | 4 | 1 | 22 | 21.73 | 0.05 | 0.035 | 0.020 | 0.037 |
| L658 | LTE B66 | QPSK20M | 132572 | 50 | 25 | Top Side | 1 | 4 | 1 | 22 | 21.73 | -0.04 | 0.136 | 0.073 | 0.145 |

| Test No. | Band | Mode | Channel | RB | offset | Test Position | Separation Distance (cm) | Ant | SIM | Maximum Tune-up (dBm) | Conducted Power (dBm) | Power Drift (dB) | SAR 1g (W/kg) | SAR 10g (W/kg) | Reported 1g SAR |
|----------|---------|---------|---------|----|--------|---------------|--------------------------|-----|-----|-----------------------|-----------------------|------------------|---------------|----------------|-----------------|
| L661 | LTE B66 | QPSK20M | 132572 | 1 | 50 | Front Face | 1 | 5 | 1 | 21.8 | 21.78 | 0.06 | 0.091 | 0.052 | 0.092 |
| L662 | LTE B66 | QPSK20M | 132572 | 1 | 50 | Rear Face | 1 | 5 | 1 | 21.8 | 21.78 | -0.05 | 0.397 | 0.224 | 0.399 |
| L663 | LTE B66 | QPSK20M | 132572 | 1 | 50 | Left Side | 1 | 5 | 1 | 21.8 | 21.78 | 0.04 | 0.129 | 0.069 | 0.130 |
| L664 | LTE B66 | QPSK20M | 132572 | 1 | 50 | Top Side | 1 | 5 | 1 | 21.8 | 21.78 | -0.07 | 0.037 | 0.021 | 0.037 |
| L665 | LTE B66 | QPSK20M | 132572 | 50 | 25 | Front Face | 1 | 5 | 1 | 21.8 | 21.77 | -0.05 | 0.096 | 0.055 | 0.097 |
| L666 | LTE B66 | QPSK20M | 132572 | 50 | 25 | Rear Face | 1 | 5 | 1 | 21.8 | 21.77 | 0.05 | 0.419 | 0.236 | 0.422 |
| L667 | LTE B66 | QPSK20M | 132572 | 50 | 25 | Left Side | 1 | 5 | 1 | 21.8 | 21.77 | -0.1 | 0.134 | 0.072 | 0.135 |
| L668 | LTE B66 | QPSK20M | 132572 | 50 | 25 | Top Side | 1 | 5 | 1 | 21.8 | 21.77 | -0.09 | 0.037 | 0.021 | 0.038 |

Note: The value with boldface is the maximum SAR Value of each test band.

Ant 4 Separation distance: 1.0cm

| Test No. | PCC | | | | | SCC | | | | | Tune-up For LTE CA TX Power | LTE CA TX Power | Test Position | Power Drift | SAR 1g | SAR 10g | Reported 1g SAR |
|----------|---------|------------------|------------|---------------|-----------------|---------|------------------|------------|---------------|-----------------|-----------------------------|-----------------|---------------|-------------|--------|---------|-----------------|
| | Band | Band width [MHZ] | Modulation | Chan nel (UL) | RB Size/ Offset | Band | Band width [MHZ] | Modulation | Chan nel (UL) | RB Size/ Offset | | | | | | | |
| C03 | LTE B7 | 20 | QPSK | 21001 | 1/99 | LTE B7 | 20 | QPSK | 21199 | 1/0 | 19.00 | 18.18 | Top Side | 0.12 | 0.369 | 0.127 | 0.446 |
| C06 | LTE B38 | 20 | QPSK | 37850 | 1/99 | LTE B38 | 20 | QPSK | 38048 | 1/0 | 20.50 | 19.70 | Top Side | 0.09 | 0.347 | 0.153 | 0.418 |
| C09 | LTE B41 | 20 | QPSK | 39750 | 1/99 | LTE B41 | 20 | QPSK | 39948 | 1/0 | 20.50 | 19.53 | Top Side | -0.01 | 0.374 | 0.157 | 0.468 |

Note: The test data of CA for worst case is not larger than the LTE's, so the maximum SAR Value of CA does not need to be bold.

4. Hotspot SAR test results of 5G NR (Separation distance: 1cm)

5G NR only

| Test No. | Band | Mode | BW | Channel | Frequ ency (MHz) | RB | off set | Test Position | Ant | SCS Setting | Maximum Tune-up (dBm) | Conducted Power (dBm) | Power Drift (dB) | SAR 1g (W/kg) | SAR 10g (W/kg) | Reported 1g SAR (W/kg) |
|----------|----------|--------------------|-----|---------|------------------------|-----|------------|------------------|-----|----------------|-----------------------------|-----------------------------|------------------------|---------------------|----------------------|------------------------------|
| N1 | 5G N5 | DFT-s-OFDM QPSK | 20M | 166800 | 834 | 50 | 25 | Front Face | 0 | 15 | 24.5 | 23.52 | -0.03 | 0.109 | 0.068 | 0.137 |
| N2 | 5G N5 | DFT-s-OFDM QPSK | 20M | 166800 | 834 | 50 | 25 | Rear Face | 0 | 15 | 24.5 | 23.52 | 0.01 | 0.190 | 0.113 | 0.238 |
| N3 | 5G N5 | DFT-s-OFDM QPSK | 20M | 166800 | 834 | 50 | 25 | Left Side | 0 | 15 | 24.5 | 23.52 | -0.07 | 0.121 | 0.084 | 0.152 |
| N4 | 5G N5 | DFT-s-OFDM QPSK | 20M | 166800 | 834 | 50 | 25 | Bottom Side | 0 | 15 | 24.5 | 23.52 | -0.02 | 0.121 | 0.072 | 0.152 |
| N5 | 5G N5 | DFT-s-OFDM QPSK | 20M | 166800 | 834 | 2 | 0 | Front Face | 0 | 15 | 23.5 | 23.42 | -0.08 | 0.089 | 0.055 | 0.091 |
| N6 | 5G N5 | DFT-s-OFDM QPSK | 20M | 166800 | 834 | 2 | 0 | Rear Face | 0 | 15 | 23.5 | 23.42 | 0 | 0.158 | 0.094 | 0.161 |
| N7 | 5G N5 | DFT-s-OFDM QPSK | 20M | 166800 | 834 | 2 | 0 | Left Side | 0 | 15 | 23.5 | 23.42 | -0.03 | 0.070 | 0.043 | 0.072 |
| N8 | 5G N5 | DFT-s-OFDM QPSK | 20M | 166800 | 834 | 2 | 0 | Bottom Side | 0 | 15 | 23.5 | 23.42 | -0.01 | 0.142 | 0.082 | 0.145 |
| N9 | 5G N5 | DFT-s-OFDM QPSK | 20M | 167800 | 839 | 1 | 104 | Rear Face | 0 | 15 | 24.5 | 23.36 | 0.03 | 0.206 | 0.123 | 0.268 |
| N11 | 5G N5 | DFT-s-OFDM QPSK | 20M | 167300 | 836.5 | 50 | 25 | Front Face | 1 | 15 | 25 | 23.88 | -0.01 | 0.212 | 0.128 | 0.274 |
| N12 | 5G N5 | DFT-s-OFDM QPSK | 20M | 167300 | 836.5 | 50 | 25 | Rear Face | 1 | 15 | 25 | 23.88 | 0.01 | 0.297 | 0.177 | 0.384 |
| N13 | 5G N5 | DFT-s-OFDM QPSK | 20M | 167300 | 836.5 | 50 | 25 | Left Side | 1 | 15 | 25 | 23.88 | 0.05 | 0.477 | 0.261 | 0.617 |
| N14 | 5G N5 | DFT-s-OFDM QPSK | 20M | 167800 | 839 | 100 | 0 | Front Face | 1 | 15 | 24 | 23.87 | 0.08 | 0.211 | 0.128 | 0.217 |
| N15 | 5G N5 | DFT-s-OFDM QPSK | 20M | 167800 | 839 | 100 | 0 | Rear Face | 1 | 15 | 24 | 23.87 | -0.04 | 0.291 | 0.174 | 0.300 |
| N16 | 5G N5 | DFT-s-OFDM QPSK | 20M | 167800 | 839 | 100 | 0 | Left Side | 1 | 15 | 24 | 23.87 | -0.04 | 0.383 | 0.213 | 0.395 |
| N17 | 5G N5 | DFT-s-OFDM QPSK | 20M | 167800 | 839 | 1 | 104 | Left Side | 1 | 15 | 25 | 23.75 | -0.02 | 0.368 | 0.205 | 0.491 |
| N19 | 5G N7 | DFT-s-OFDM QPSK | 20M | 507000 | 2535 | 1 | 1 | Front Face | 3 | 15 | 18.2 | 18.18 | 0.04 | 0.044 | 0.022 | 0.044 |
| N20 | 5G N7 | DFT-s-OFDM QPSK | 20M | 507000 | 2535 | 1 | 1 | Rear Face | 3 | 15 | 18.2 | 18.18 | 0.04 | 0.086 | 0.042 | 0.086 |
| N21 | 5G N7 | DFT-s-OFDM QPSK | 20M | 507000 | 2535 | 1 | 1 | Right Side | 3 | 15 | 18.2 | 18.18 | -0.09 | 0.017 | 0.008 | 0.017 |
| N22 | 5G N7 | DFT-s-OFDM QPSK | 20M | 507000 | 2535 | 1 | 1 | Bottom Side | 3 | 15 | 18.2 | 18.18 | -0.19 | 0.378 | 0.183 | 0.380 |
| N23 | 5G N7 | DFT-s-OFDM QPSK | 20M | 507000 | 2535 | 100 | 0 | Front Face | 3 | 15 | 18.2 | 17.85 | 0.01 | 0.043 | 0.022 | 0.047 |
| N24 | 5G N7 | DFT-s-OFDM QPSK | 20M | 507000 | 2535 | 100 | 0 | Rear Face | 3 | 15 | 18.2 | 17.85 | 0.13 | 0.086 | 0.043 | 0.094 |
| N25 | 5G N7 | DFT-s-OFDM QPSK | 20M | 507000 | 2535 | 100 | 0 | Right Side | 3 | 15 | 18.2 | 17.85 | -0.17 | 0.019 | 0.010 | 0.020 |
| N26 | 5G N7 | DFT-s-OFDM QPSK | 20M | 507000 | 2535 | 100 | 0 | Bottom Side | 3 | 15 | 18.2 | 17.85 | 0.07 | 0.426 | 0.204 | 0.462 |
| N27 | 5G N7 | DFT-s-OFDM QPSK | 20M | 507000 | 2535 | 1 | 104 | Bottom Side | 3 | 15 | 18.2 | 18.17 | -0.05 | 0.407 | 0.197 | 0.410 |

| Test No. | Band | Mode | BW | Channel | Frequ ency (MHz) | RB | off set | Test Position | Ant | SCS Setting | Maximum Tune-up (dBm) | Conducted Power (dBm) | Power Drift (dB) | SAR 1g (W/kg) | SAR 10g (W/kg) | Reported 1g SAR (W/kg) |
|----------|----------|--------------------|-----|---------|------------------------|-----|------------|------------------|-----|----------------|-----------------------------|-----------------------------|------------------------|---------------------|----------------------|------------------------------|
| N29 | 5G N7 | DFT-s-OFDM QPSK | 20M | 507000 | 2535 | 50 | 25 | Front Face | 4 | 15 | 19.7 | 19.63 | 0 | 0.358 | 0.188 | 0.364 |
| N30 | 5G N7 | DFT-s-OFDM QPSK | 20M | 507000 | 2535 | 50 | 25 | Rear Face | 4 | 15 | 19.7 | 19.63 | -0.06 | 0.476 | 0.218 | 0.484 |
| N31 | 5G N7 | DFT-s-OFDM QPSK | 20M | 507000 | 2535 | 50 | 25 | Left Side | 4 | 15 | 19.7 | 19.63 | -0.11 | 0.079 | 0.040 | 0.081 |
| N32 | 5G N7 | DFT-s-OFDM QPSK | 20M | 507000 | 2535 | 50 | 25 | Top Side | 4 | 15 | 19.7 | 19.63 | 0.11 | 0.421 | 0.212 | 0.428 |
| N33 | 5G N7 | DFT-s-OFDM QPSK | 20M | 512000 | 2560 | 1 | 105 | Front Face | 4 | 15 | 19.7 | 19.59 | 0.07 | 0.370 | 0.195 | 0.379 |
| N34 | 5G N7 | DFT-s-OFDM QPSK | 20M | 512000 | 2560 | 1 | 105 | Rear Face | 4 | 15 | 19.7 | 19.59 | 0.09 | 0.489 | 0.224 | 0.502 |
| N35 | 5G N7 | DFT-s-OFDM QPSK | 20M | 512000 | 2560 | 1 | 105 | Left Side | 4 | 15 | 19.7 | 19.59 | -0.13 | 0.111 | 0.054 | 0.114 |
| N36 | 5G N7 | DFT-s-OFDM QPSK | 20M | 512000 | 2560 | 1 | 105 | Top Side | 4 | 15 | 19.7 | 19.59 | 0.16 | 0.437 | 0.220 | 0.448 |
| N37 | 5G N7 | DFT-s-OFDM QPSK | 20M | 502000 | 2510 | 1 | 1 | Rear Face | 4 | 15 | 19.7 | 19.59 | -0.05 | 0.374 | 0.190 | 0.384 |
| N39 | 5G N7 | DFT-s-OFDM QPSK | 20M | 507000 | 2535 | 50 | 25 | Front Face | 5 | 15 | 20.7 | 20.63 | -0.02 | 0.085 | 0.041 | 0.087 |
| N40 | 5G N7 | DFT-s-OFDM QPSK | 20M | 507000 | 2535 | 50 | 25 | Rear Face | 5 | 15 | 20.7 | 20.63 | 0.07 | 0.268 | 0.117 | 0.272 |
| N41 | 5G N7 | DFT-s-OFDM QPSK | 20M | 507000 | 2535 | 50 | 25 | Left Side | 5 | 15 | 20.7 | 20.63 | 0.09 | 0.271 | 0.120 | 0.275 |
| N42 | 5G N7 | DFT-s-OFDM QPSK | 20M | 507000 | 2535 | 50 | 25 | Top Side | 5 | 15 | 20.7 | 20.63 | -0.14 | 0.034 | 0.017 | 0.035 |
| N43 | 5G N7 | DFT-s-OFDM QPSK | 20M | 502000 | 2510 | 100 | 0 | Front Face | 5 | 15 | 20.7 | 20.62 | 0.02 | 0.083 | 0.040 | 0.085 |
| N44 | 5G N7 | DFT-s-OFDM QPSK | 20M | 502000 | 2510 | 100 | 0 | Rear Face | 5 | 15 | 20.7 | 20.62 | -0.04 | 0.207 | 0.093 | 0.211 |
| N45 | 5G N7 | DFT-s-OFDM QPSK | 20M | 502000 | 2510 | 100 | 0 | Left Side | 5 | 15 | 20.7 | 20.62 | 0.02 | 0.229 | 0.102 | 0.233 |
| N46 | 5G N7 | DFT-s-OFDM QPSK | 20M | 502000 | 2510 | 100 | 0 | Top Side | 5 | 15 | 20.7 | 20.62 | 0.12 | 0.024 | 0.012 | 0.024 |
| N47 | 5G N7 | DFT-s-OFDM QPSK | 20M | 502000 | 2510 | 1 | 1 | Left Side | 5 | 15 | 20.7 | 20.58 | 0.03 | 0.210 | 0.093 | 0.216 |
| N49 | 5G N7 | DFT-s-OFDM QPSK | 20M | 507000 | 2535 | 50 | 25 | Front Face | 6 | 15 | 18.2 | 18.15 | 0.06 | 0.109 | 0.048 | 0.110 |
| N50 | 5G N7 | DFT-s-OFDM QPSK | 20M | 507000 | 2535 | 50 | 25 | Rear Face | 6 | 15 | 18.2 | 18.15 | 0.09 | 0.090 | 0.043 | 0.091 |
| N51 | 5G N7 | DFT-s-OFDM QPSK | 20M | 507000 | 2535 | 50 | 25 | Right Side | 6 | 15 | 18.2 | 18.15 | 0.1 | 0.174 | 0.078 | 0.176 |
| N52 | 5G N7 | DFT-s-OFDM QPSK | 20M | 507000 | 2535 | 50 | 25 | Top Side | 6 | 15 | 18.2 | 18.15 | 0.08 | 0.031 | 0.016 | 0.032 |
| N53 | 5G N7 | DFT-s-OFDM QPSK | 20M | 507000 | 2535 | 2 | 0 | Front Face | 6 | 15 | 18.2 | 18.05 | 0 | 0.102 | 0.046 | 0.106 |
| N54 | 5G N7 | DFT-s-OFDM QPSK | 20M | 507000 | 2535 | 2 | 0 | Rear Face | 6 | 15 | 18.2 | 18.05 | 0 | 0.089 | 0.042 | 0.092 |
| N55 | 5G N7 | DFT-s-OFDM QPSK | 20M | 507000 | 2535 | 2 | 0 | Right Side | 6 | 15 | 18.2 | 18.05 | -0.01 | 0.156 | 0.069 | 0.161 |
| N56 | 5G N7 | DFT-s-OFDM QPSK | 20M | 507000 | 2535 | 2 | 0 | Top Side | 6 | 15 | 18.2 | 18.05 | 0.05 | 0.025 | 0.012 | 0.025 |
| N57 | 5G N7 | DFT-s-OFDM QPSK | 20M | 502000 | 2510 | 1 | 1 | Right Side | 6 | 15 | 18.2 | 18.14 | 0.11 | 0.169 | 0.074 | 0.171 |

| Test No. | Band | Mode | BW | Channel | Frequ ency (MHz) | RB | off set | Test Position | Ant | SCS Setting | Maximum Tune-up (dBm) | Conducted Power (dBm) | Power Drift (dB) | SAR 1g (W/kg) | SAR 10g (W/kg) | Reported 1g SAR (W/kg) |
|----------|-----------|--------------------|-----|---------|------------------------|----|------------|------------------|-----|----------------|-----------------------------|-----------------------------|------------------------|---------------------|----------------------|------------------------------|
| N59 | 5G N38 | DFT-s-OFDM QPSK | 20M | 519000 | 2595 | 25 | 12 | Front Face | 3 | 30 | 19.2 | 19.17 | -0.02 | 0.053 | 0.025 | 0.053 |
| N60 | 5G N38 | DFT-s-OFDM QPSK | 20M | 519000 | 2595 | 25 | 12 | Rear Face | 3 | 30 | 19.2 | 19.17 | -0.16 | 0.057 | 0.026 | 0.057 |
| N61 | 5G N38 | DFT-s-OFDM QPSK | 20M | 519000 | 2595 | 25 | 12 | Right Side | 3 | 30 | 19.2 | 19.17 | -0.12 | 0.013 | 0.006 | 0.013 |
| N62 | 5G N38 | DFT-s-OFDM QPSK | 20M | 519000 | 2595 | 25 | 12 | Bottom Side | 3 | 30 | 19.2 | 19.17 | 0.12 | 0.454 | 0.220 | 0.457 |
| N63 | 5G N38 | DFT-s-OFDM QPSK | 20M | 519000 | 2595 | 2 | 0 | Front Face | 3 | 30 | 19.2 | 19.11 | -0.09 | 0.045 | 0.020 | 0.046 |
| N64 | 5G N38 | DFT-s-OFDM QPSK | 20M | 519000 | 2595 | 2 | 0 | Rear Face | 3 | 30 | 19.2 | 19.11 | -0.05 | 0.059 | 0.028 | 0.060 |
| N65 | 5G N38 | DFT-s-OFDM QPSK | 20M | 519000 | 2595 | 2 | 0 | Right Side | 3 | 30 | 19.2 | 19.11 | 0.01 | 0.012 | 0.005 | 0.013 |
| N66 | 5G N38 | DFT-s-OFDM QPSK | 20M | 519000 | 2595 | 2 | 0 | Bottom Side | 3 | 30 | 19.2 | 19.11 | 0.16 | 0.432 | 0.211 | 0.441 |
| N67 | 5G N38 | DFT-s-OFDM QPSK | 20M | 519000 | 2595 | 1 | 1 | Bottom Side | 3 | 30 | 19.2 | 19.05 | 0.19 | 0.412 | 0.202 | 0.426 |
| N69 | 5G N38 | DFT-s-OFDM QPSK | 20M | 516000 | 2580 | 25 | 12 | Front Face | 4 | 30 | 20.7 | 20.54 | 0 | 0.352 | 0.182 | 0.365 |
| N70 | 5G N38 | DFT-s-OFDM QPSK | 20M | 516000 | 2580 | 25 | 12 | Rear Face | 4 | 30 | 20.7 | 20.54 | -0.1 | 0.680 | 0.327 | 0.706 |
| N71 | 5G N38 | DFT-s-OFDM QPSK | 20M | 516000 | 2580 | 25 | 12 | Left Side | 4 | 30 | 20.7 | 20.54 | -0.04 | 0.182 | 0.092 | 0.189 |
| N72 | 5G N38 | DFT-s-OFDM QPSK | 20M | 516000 | 2580 | 25 | 12 | Top Side | 4 | 30 | 20.7 | 20.54 | 0.09 | 0.710 | 0.360 | 0.737 |
| N73 | 5G N38 | DFT-s-OFDM QPSK | 20M | 522000 | 2610 | 1 | 50 | Front Face | 4 | 30 | 20.7 | 20.53 | -0.11 | 0.490 | 0.258 | 0.510 |
| N74 | 5G N38 | DFT-s-OFDM QPSK | 20M | 522000 | 2610 | 1 | 50 | Rear Face | 4 | 30 | 20.7 | 20.53 | -0.13 | 0.635 | 0.309 | 0.660 |
| N75 | 5G N38 | DFT-s-OFDM QPSK | 20M | 522000 | 2610 | 1 | 50 | Left Side | 4 | 30 | 20.7 | 20.53 | -0.01 | 0.146 | 0.074 | 0.152 |
| N76 | 5G N38 | DFT-s-OFDM QPSK | 20M | 522000 | 2610 | 1 | 50 | Top Side | 4 | 30 | 20.7 | 20.53 | 0.03 | 0.839 | 0.421 | 0.872 |
| N77 | 5G N38 | DFT-s-OFDM QPSK | 20M | 519000 | 2595 | 1 | 1 | Top Side | 4 | 30 | 20.7 | 20.34 | 0.09 | 0.811 | 0.409 | 0.881 |
| N79 | 5G N38 | DFT-s-OFDM QPSK | 20M | 522000 | 2610 | 25 | 12 | Front Face | 5 | 30 | 19.2 | 19.05 | -0.15 | 0.105 | 0.0537 | 0.109 |
| N80 | 5G N38 | DFT-s-OFDM QPSK | 20M | 522000 | 2610 | 25 | 12 | Rear Face | 5 | 30 | 19.2 | 19.05 | -0.18 | 0.348 | 0.161 | 0.360 |
| N81 | 5G N38 | DFT-s-OFDM QPSK | 20M | 522000 | 2610 | 25 | 12 | Left Side | 5 | 30 | 19.2 | 19.05 | 0.05 | 0.367 | 0.165 | 0.380 |
| N82 | 5G N38 | DFT-s-OFDM QPSK | 20M | 522000 | 2610 | 25 | 12 | Top Side | 5 | 30 | 19.2 | 19.05 | -0.13 | 0.057 | 0.0284 | 0.059 |
| N83 | 5G N38 | DFT-s-OFDM QPSK | 20M | 522000 | 2610 | 50 | 0 | Front Face | 5 | 30 | 19.2 | 19.03 | -0.16 | 0.105 | 0.0539 | 0.109 |
| N84 | 5G N38 | DFT-s-OFDM QPSK | 20M | 522000 | 2610 | 50 | 0 | Rear Face | 5 | 30 | 19.2 | 19.03 | -0.09 | 0.350 | 0.162 | 0.364 |
| N85 | 5G N38 | DFT-s-OFDM QPSK | 20M | 522000 | 2610 | 50 | 0 | Left Side | 5 | 30 | 19.2 | 19.03 | 0.05 | 0.376 | 0.168 | 0.391 |
| N86 | 5G N38 | DFT-s-OFDM QPSK | 20M | 522000 | 2610 | 50 | 0 | Top Side | 5 | 30 | 19.2 | 19.03 | -0.09 | 0.062 | 0.0306 | 0.065 |
| N87 | 5G N38 | DFT-s-OFDM QPSK | 20M | 519000 | 2595 | 1 | 1 | Left Side | 5 | 30 | 19.2 | 18.91 | 0.04 | 0.304 | 0.136 | 0.325 |

| Test No. | Band | Mode | BW | Channel | Frequ ency (MHz) | RB | off set | Test Position | Ant | SCS Setting | Maximum Tune-up (dBm) | Conducted Power (dBm) | Power Drift (dB) | SAR 1g (W/kg) | SAR 10g (W/kg) | Reported 1g SAR (W/kg) |
|----------|-----------|--------------------|------|---------|------------------------|-----|------------|------------------|-----|----------------|-----------------------------|-----------------------------|------------------------|---------------------|----------------------|------------------------------|
| N89 | 5G N38 | DFT-s-OFDM QPSK | 20M | 519000 | 2595 | 1 | 1 | Front Face | 6 | 30 | 19.2 | 19.18 | 0 | 0.116 | 0.057 | 0.117 |
| N90 | 5G N38 | DFT-s-OFDM QPSK | 20M | 519000 | 2595 | 1 | 1 | Rear Face | 6 | 30 | 19.2 | 19.18 | 0 | 0.155 | 0.067 | 0.156 |
| N91 | 5G N38 | DFT-s-OFDM QPSK | 20M | 519000 | 2595 | 1 | 1 | Right Side | 6 | 30 | 19.2 | 19.18 | 0.04 | 0.478 | 0.199 | 0.480 |
| N92 | 5G N38 | DFT-s-OFDM QPSK | 20M | 519000 | 2595 | 1 | 1 | Top Side | 6 | 30 | 19.2 | 19.18 | -0.17 | 0.023 | 0.012 | 0.023 |
| N93 | 5G N38 | DFT-s-OFDM QPSK | 20M | 516000 | 2580 | 50 | 0 | Front Face | 6 | 30 | 19.2 | 19.05 | 0 | 0.109 | 0.054 | 0.113 |
| N94 | 5G N38 | DFT-s-OFDM QPSK | 20M | 516000 | 2580 | 50 | 0 | Rear Face | 6 | 30 | 19.2 | 19.05 | 0 | 0.149 | 0.066 | 0.154 |
| N95 | 5G N38 | DFT-s-OFDM QPSK | 20M | 516000 | 2580 | 50 | 0 | Right Side | 6 | 30 | 19.2 | 19.05 | 0.12 | 0.435 | 0.183 | 0.450 |
| N96 | 5G N38 | DFT-s-OFDM QPSK | 20M | 516000 | 2580 | 50 | 0 | Top Side | 6 | 30 | 19.2 | 19.05 | -0.15 | 0.032 | 0.015 | 0.033 |
| N97 | 5G N38 | DFT-s-OFDM QPSK | 20M | 516000 | 2580 | 1 | 49 | Right Side | 6 | 30 | 19.2 | 19.15 | 0.09 | 0.462 | 0.191 | 0.467 |
| N99 | 5G N41 | DFT-s-OFDM QPSK | 100M | 509202 | 2546.01 | 1 | 271 | Front Face | 3 | 15 | 19.2 | 19.18 | -0.06 | 0.130 | 0.066 | 0.131 |
| N100 | 5G N41 | DFT-s-OFDM QPSK | 100M | 509202 | 2546.01 | 1 | 271 | Rear Face | 3 | 15 | 19.2 | 19.18 | 0.13 | 0.088 | 0.043 | 0.089 |
| N101 | 5G N41 | DFT-s-OFDM QPSK | 100M | 509202 | 2546.01 | 1 | 271 | Right Side | 3 | 15 | 19.2 | 19.18 | 0.11 | 0.036 | 0.019 | 0.036 |
| N102 | 5G N41 | DFT-s-OFDM QPSK | 100M | 509202 | 2546.01 | 1 | 271 | Bottom Side | 3 | 15 | 19.2 | 19.18 | 0.06 | 0.477 | 0.231 | 0.479 |
| N103 | 5G N41 | DFT-s-OFDM QPSK | 100M | 518598 | 2592.99 | 2 | 0 | Front Face | 3 | 15 | 19.2 | 19.08 | -0.16 | 0.153 | 0.077 | 0.157 |
| N104 | 5G N41 | DFT-s-OFDM QPSK | 100M | 518598 | 2592.99 | 2 | 0 | Rear Face | 3 | 15 | 19.2 | 19.08 | 0.03 | 0.111 | 0.051 | 0.114 |
| N105 | 5G N41 | DFT-s-OFDM QPSK | 100M | 518598 | 2592.99 | 2 | 0 | Right Side | 3 | 15 | 19.2 | 19.08 | 0.12 | 0.030 | 0.016 | 0.031 |
| N106 | 5G N41 | DFT-s-OFDM QPSK | 100M | 518598 | 2592.99 | 2 | 0 | Bottom Side | 3 | 15 | 19.2 | 19.08 | -0.05 | 0.553 | 0.270 | 0.568 |
| N107 | 5G N41 | DFT-s-OFDM QPSK | 100M | 528000 | 2640 | 135 | 67 | Bottom Side | 3 | 15 | 19.2 | 19.17 | 0.05 | 0.327 | 0.161 | 0.329 |
| N109 | 5G N41 | DFT-s-OFDM QPSK | 100M | 509202 | 2546.01 | 1 | 271 | Front Face | 4 | 15 | 20.7 | 20.66 | -0.17 | 0.513 | 0.276 | 0.518 |
| N110 | 5G N41 | DFT-s-OFDM QPSK | 100M | 509202 | 2546.01 | 1 | 271 | Rear Face | 4 | 15 | 20.7 | 20.66 | 0.13 | 0.765 | 0.361 | 0.772 |
| N111 | 5G N41 | DFT-s-OFDM QPSK | 100M | 509202 | 2546.01 | 1 | 271 | Left Side | 4 | 15 | 20.7 | 20.66 | 0.04 | 0.223 | 0.108 | 0.225 |
| N112 | 5G N41 | DFT-s-OFDM QPSK | 100M | 509202 | 2546.01 | 1 | 271 | Top Side | 4 | 15 | 20.7 | 20.66 | 0.02 | 0.931 | 0.469 | 0.940 |
| N113 | 5G N41 | DFT-s-OFDM QPSK | 100M | 518598 | 2592.99 | 1 | 0 | Front Face | 4 | 15 | 20.7 | 20.51 | -0.03 | 0.415 | 0.226 | 0.434 |
| N114 | 5G N41 | DFT-s-OFDM QPSK | 100M | 518598 | 2592.99 | 1 | 0 | Rear Face | 4 | 15 | 20.7 | 20.51 | -0.07 | 0.568 | 0.272 | 0.593 |
| N115 | 5G N41 | DFT-s-OFDM QPSK | 100M | 518598 | 2592.99 | 1 | 0 | Left Side | 4 | 15 | 20.7 | 20.51 | 0.01 | 0.116 | 0.059 | 0.121 |
| N116 | 5G N41 | DFT-s-OFDM QPSK | 100M | 518598 | 2592.99 | 1 | 0 | Top Side | 4 | 15 | 20.7 | 20.51 | -0.05 | 0.882 | 0.445 | 0.921 |
| N117 | 5G N41 | DFT-s-OFDM QPSK | 100M | 509202 | 2546.01 | 135 | 67 | Top Side | 4 | 15 | 20.7 | 20.64 | 0 | 1.040 | 0.526 | 1.054 |

| Test No. | Band | Mode | BW | Channel | Frequ ency (MHz) | RB | off set | Test Position | Ant | SCS Setting | Maximum Tune-up (dBm) | Conducted Power (dBm) | Power Drift (dB) | SAR 1g (W/kg) | SAR 10g (W/kg) | Reported 1g SAR (W/kg) |
|----------|-----------|--------------------|------|---------|------------------------|-----|------------|------------------|-----|----------------|-----------------------------|-----------------------------|------------------------|---------------------|----------------------|------------------------------|
| N119 | 5G N41 | DFT-s-OFDM QPSK | 100M | 528000 | 2640 | 135 | 67 | Front Face | 5 | 15 | 19.5 | 19.46 | -0.01 | 0.206 | 0.101 | 0.208 |
| N120 | 5G N41 | DFT-s-OFDM QPSK | 100M | 528000 | 2640 | 135 | 67 | Rear Face | 5 | 15 | 19.5 | 19.46 | 0.14 | 0.503 | 0.232 | 0.508 |
| N121 | 5G N41 | DFT-s-OFDM QPSK | 100M | 528000 | 2640 | 135 | 67 | Left Side | 5 | 15 | 19.5 | 19.46 | -0.02 | 0.559 | 0.248 | 0.564 |
| N122 | 5G N41 | DFT-s-OFDM QPSK | 100M | 528000 | 2640 | 135 | 67 | Top Side | 5 | 15 | 19.5 | 19.46 | -0.08 | 0.179 | 0.084 | 0.181 |
| N123 | 5G N41 | DFT-s-OFDM QPSK | 100M | 518598 | 2592.99 | 2 | 0 | Front Face | 5 | 15 | 19.5 | 19.43 | 0.12 | 0.105 | 0.051 | 0.107 |
| N124 | 5G N41 | DFT-s-OFDM QPSK | 100M | 518598 | 2592.99 | 2 | 0 | Rear Face | 5 | 15 | 19.5 | 19.43 | -0.13 | 0.244 | 0.112 | 0.248 |
| N125 | 5G N41 | DFT-s-OFDM QPSK | 100M | 518598 | 2592.99 | 2 | 0 | Left Side | 5 | 15 | 19.5 | 19.43 | -0.01 | 0.326 | 0.147 | 0.331 |
| N126 | 5G N41 | DFT-s-OFDM QPSK | 100M | 518598 | 2592.99 | 2 | 0 | Top Side | 5 | 15 | 19.5 | 19.43 | -0.07 | 0.036 | 0.018 | 0.036 |
| N127 | 5G N41 | DFT-s-OFDM QPSK | 100M | 509202 | 2546.01 | 1 | 1 | Left Side | 5 | 15 | 19.5 | 19.44 | -0.03 | 0.185 | 0.083 | 0.188 |
| N129 | 5G N41 | DFT-s-OFDM QPSK | 100M | 509202 | 2546.01 | 135 | 67 | Front Face | 6 | 15 | 19.2 | 19.4 | 0.02 | 0.204 | 0.092 | 0.195 |
| N130 | 5G N41 | DFT-s-OFDM QPSK | 100M | 509202 | 2546.01 | 135 | 67 | Rear Face | 6 | 15 | 19.2 | 19.4 | 0.17 | 0.261 | 0.114 | 0.249 |
| N131 | 5G N41 | DFT-s-OFDM QPSK | 100M | 509202 | 2546.01 | 135 | 67 | Right Side | 6 | 15 | 19.2 | 19.4 | 0.01 | 0.601 | 0.250 | 0.574 |
| N132 | 5G N41 | DFT-s-OFDM QPSK | 100M | 509202 | 2546.01 | 135 | 67 | Top Side | 6 | 15 | 19.2 | 19.4 | -0.05 | 0.045 | 0.025 | 0.043 |
| N133 | 5G N41 | DFT-s-OFDM QPSK | 100M | 509202 | 2546.01 | 270 | 0 | Front Face | 6 | 15 | 19.2 | 19.25 | 0.1 | 0.156 | 0.070 | 0.154 |
| N134 | 5G N41 | DFT-s-OFDM QPSK | 100M | 509202 | 2546.01 | 270 | 0 | Rear Face | 6 | 15 | 19.2 | 19.25 | 0.19 | 0.255 | 0.119 | 0.252 |
| N135 | 5G N41 | DFT-s-OFDM QPSK | 100M | 509202 | 2546.01 | 270 | 0 | Right Side | 6 | 15 | 19.2 | 19.25 | 0.07 | 0.479 | 0.201 | 0.474 |
| N136 | 5G N41 | DFT-s-OFDM QPSK | 100M | 509202 | 2546.01 | 270 | 0 | Top Side | 6 | 15 | 19.2 | 19.25 | -0.05 | 0.034 | 0.019 | 0.034 |
| N137 | 5G N41 | DFT-s-OFDM QPSK | 100M | 518598 | 2592.99 | 1 | 271 | Right Side | 6 | 15 | 19.2 | 19.35 | 0.15 | 0.205 | 0.085 | 0.198 |
| N139 | 5G N66 | DFT-s-OFDM QPSK | 20M | 349000 | 1745 | 50 | 25 | Front Face | 3 | 15 | 23.7 | 23.03 | -0.03 | 0.433 | 0.245 | 0.505 |
| N140 | 5G N66 | DFT-s-OFDM QPSK | 20M | 349000 | 1745 | 50 | 25 | Rear Face | 3 | 15 | 23.7 | 23.03 | 0.05 | 0.396 | 0.232 | 0.462 |
| N141 | 5G N66 | DFT-s-OFDM QPSK | 20M | 349000 | 1745 | 50 | 25 | Right Side | 3 | 15 | 23.7 | 23.03 | -0.06 | 0.174 | 0.105 | 0.203 |
| N142 | 5G N66 | DFT-s-OFDM QPSK | 20M | 349000 | 1745 | 50 | 25 | Bottom Side | 3 | 15 | 23.7 | 23.03 | 0.07 | 0.841 | 0.466 | 0.981 |
| N143 | 5G N66 | DFT-s-OFDM QPSK | 20M | 349000 | 1745 | 100 | 0 | Front Face | 3 | 15 | 23.7 | 22.63 | 0.05 | 0.431 | 0.244 | 0.551 |
| N144 | 5G N66 | DFT-s-OFDM QPSK | 20M | 349000 | 1745 | 100 | 0 | Rear Face | 3 | 15 | 23.7 | 22.63 | 0.08 | 0.360 | 0.212 | 0.461 |
| N145 | 5G N66 | DFT-s-OFDM QPSK | 20M | 349000 | 1745 | 100 | 0 | Right Side | 3 | 15 | 23.7 | 22.63 | -0.07 | 0.174 | 0.105 | 0.223 |
| N146 | 5G N66 | DFT-s-OFDM QPSK | 20M | 349000 | 1745 | 100 | 0 | Bottom Side | 3 | 15 | 23.7 | 22.63 | 0.07 | 0.740 | 0.403 | 0.947 |
| N147 | 5G N66 | DFT-s-OFDM QPSK | 20M | 349000 | 1745 | 1 | 104 | Bottom Side | 3 | 15 | 23.7 | 22.85 | 0.05 | 0.783 | 0.451 | 0.952 |

| Test No. | Band | Mode | BW | Channel | Frequ ency (MHz) | RB | off set | Test Position | Ant | SCS Setting | Maximum Tune-up (dBm) | Conducted Power (dBm) | Power Drift (dB) | SAR 1g (W/kg) | SAR 10g (W/kg) | Reported 1g SAR (W/kg) |
|----------|-----------|--------------------|-----|---------|------------------------|-----|------------|------------------|-----|----------------|-----------------------------|-----------------------------|------------------------|---------------------|----------------------|------------------------------|
| N149 | 5G N66 | DFT-s-OFDM QPSK | 20M | 354000 | 1770 | 1 | 104 | Front Face | 4 | 15 | 19.5 | 19.43 | 0.11 | 0.184 | 0.117 | 0.187 |
| N150 | 5G N66 | DFT-s-OFDM QPSK | 20M | 354000 | 1770 | 1 | 104 | Rear Face | 4 | 15 | 19.5 | 19.43 | 0.05 | 0.489 | 0.256 | 0.497 |
| N151 | 5G N66 | DFT-s-OFDM QPSK | 20M | 354000 | 1770 | 1 | 104 | Left Side | 4 | 15 | 19.5 | 19.43 | -0.18 | 0.089 | 0.047 | 0.091 |
| N152 | 5G N66 | DFT-s-OFDM QPSK | 20M | 354000 | 1770 | 1 | 104 | Top Side | 4 | 15 | 19.5 | 19.43 | 0.1 | 0.542 | 0.305 | 0.551 |
| N153 | 5G N66 | DFT-s-OFDM QPSK | 20M | 344000 | 1720 | 100 | 0 | Front Face | 4 | 15 | 19.5 | 19.35 | 0.11 | 0.152 | 0.096 | 0.157 |
| N154 | 5G N66 | DFT-s-OFDM QPSK | 20M | 344000 | 1720 | 100 | 0 | Rear Face | 4 | 15 | 19.5 | 19.35 | 0.03 | 0.402 | 0.208 | 0.416 |
| N155 | 5G N66 | DFT-s-OFDM QPSK | 20M | 344000 | 1720 | 100 | 0 | Left Side | 4 | 15 | 19.5 | 19.35 | -0.11 | 0.084 | 0.044 | 0.087 |
| N156 | 5G N66 | DFT-s-OFDM QPSK | 20M | 344000 | 1720 | 100 | 0 | Top Side | 4 | 15 | 19.5 | 19.35 | -0.17 | 0.344 | 0.189 | 0.356 |
| N157 | 5G N66 | DFT-s-OFDM QPSK | 20M | 354000 | 1770 | 1 | 1 | Top Side | 4 | 15 | 19.5 | 19.4 | 0.07 | 0.414 | 0.242 | 0.424 |
| N159 | 5G N66 | DFT-s-OFDM QPSK | 20M | 354000 | 1770 | 50 | 25 | Front Face | 5 | 15 | 23.5 | 22.55 | 0.02 | 0.237 | 0.142 | 0.295 |
| N160 | 5G N66 | DFT-s-OFDM QPSK | 20M | 354000 | 1770 | 50 | 25 | Rear Face | 5 | 15 | 23.5 | 22.55 | -0.01 | 0.511 | 0.266 | 0.636 |
| N161 | 5G N66 | DFT-s-OFDM QPSK | 20M | 354000 | 1770 | 50 | 25 | Left Side | 5 | 15 | 23.5 | 22.55 | 0.11 | 0.537 | 0.287 | 0.668 |
| N162 | 5G N66 | DFT-s-OFDM QPSK | 20M | 354000 | 1770 | 50 | 25 | Top Side | 5 | 15 | 23.5 | 22.55 | 0.06 | 0.148 | 0.085 | 0.184 |
| N163 | 5G N66 | DFT-s-OFDM QPSK | 20M | 354000 | 1770 | 2 | 0 | Front Face | 5 | 15 | 22.5 | 22.43 | 0.09 | 0.140 | 0.095 | 0.142 |
| N164 | 5G N66 | DFT-s-OFDM QPSK | 20M | 354000 | 1770 | 2 | 0 | Rear Face | 5 | 15 | 22.5 | 22.43 | 0.03 | 0.496 | 0.259 | 0.504 |
| N165 | 5G N66 | DFT-s-OFDM QPSK | 20M | 354000 | 1770 | 2 | 0 | Left Side | 5 | 15 | 22.5 | 22.43 | 0.1 | 0.451 | 0.236 | 0.458 |
| N166 | 5G N66 | DFT-s-OFDM QPSK | 20M | 354000 | 1770 | 2 | 0 | Top Side | 5 | 15 | 22.5 | 22.43 | 0.1 | 0.109 | 0.065 | 0.111 |
| N167 | 5G N66 | DFT-s-OFDM QPSK | 20M | 354000 | 1770 | 1 | 104 | Left Side | 5 | 15 | 23.5 | 22.42 | -0.01 | 0.530 | 0.285 | 0.680 |
| N169 | 5G N66 | DFT-s-OFDM QPSK | 20M | 344000 | 1720 | 50 | 25 | Front Face | 6 | 15 | 23 | 21.75 | 0.03 | 0.094 | 0.051 | 0.125 |
| N170 | 5G N66 | DFT-s-OFDM QPSK | 20M | 344000 | 1720 | 50 | 25 | Rear Face | 6 | 15 | 23 | 21.75 | 0.03 | 0.171 | 0.092 | 0.228 |
| N171 | 5G N66 | DFT-s-OFDM QPSK | 20M | 344000 | 1720 | 50 | 25 | Right Side | 6 | 15 | 23 | 21.75 | -0.01 | 0.336 | 0.172 | 0.448 |
| N172 | 5G N66 | DFT-s-OFDM QPSK | 20M | 344000 | 1720 | 50 | 25 | Top Side | 6 | 15 | 23 | 21.75 | -0.13 | 0.015 | 0.009 | 0.020 |
| N173 | 5G N66 | DFT-s-OFDM QPSK | 20M | 344000 | 1720 | 100 | 0 | Front Face | 6 | 15 | 22 | 21.62 | 0 | 0.095 | 0.052 | 0.104 |
| N174 | 5G N66 | DFT-s-OFDM QPSK | 20M | 344000 | 1720 | 100 | 0 | Rear Face | 6 | 15 | 22 | 21.62 | 0.08 | 0.174 | 0.093 | 0.190 |
| N175 | 5G N66 | DFT-s-OFDM QPSK | 20M | 344000 | 1720 | 100 | 0 | Right Side | 6 | 15 | 22 | 21.62 | 0.01 | 0.267 | 0.137 | 0.291 |
| N176 | 5G N66 | DFT-s-OFDM QPSK | 20M | 344000 | 1720 | 100 | 0 | Top Side | 6 | 15 | 22 | 21.62 | -0.1 | 0.015 | 0.009 | 0.016 |
| N177 | 5G N66 | DFT-s-OFDM QPSK | 20M | 344000 | 1720 | 1 | 1 | Right Side | 6 | 15 | 23 | 21.59 | 0.05 | 0.290 | 0.150 | 0.401 |

5G NR Simultaneous with WiFi

| Test No. | Band | Mode | BW | Channel | Frequency (MHz) | RB | off set | Test Position | Ant | SCS Setting | Maximum Tune-up (dBm) | Conducted Power (dBm) | Power Drift (dB) | SAR 1g (W/kg) | SAR 10g (W/kg) | Reported 1g SAR (W/kg) |
|----------|--------|-----------------|------|---------|-----------------|-----|---------|---------------|-----|-------------|-----------------------|-----------------------|------------------|---------------|----------------|------------------------|
| N317 | 5G N38 | DFT-s-OFDM QPSK | 20M | 516000 | 2580 | 25 | 12 | Front Face | 4 | 30 | 18.7 | 18.56 | -0.06 | 0.217 | 0.120 | 0.224 |
| N318 | 5G N38 | DFT-s-OFDM QPSK | 20M | 516000 | 2580 | 25 | 12 | Rear Face | 4 | 30 | 18.7 | 18.56 | -0.17 | 0.477 | 0.229 | 0.493 |
| N319 | 5G N38 | DFT-s-OFDM QPSK | 20M | 516000 | 2580 | 25 | 12 | Left Side | 4 | 30 | 18.7 | 18.56 | -0.03 | 0.126 | 0.063 | 0.130 |
| N320 | 5G N38 | DFT-s-OFDM QPSK | 20M | 516000 | 2580 | 25 | 12 | Top Side | 4 | 30 | 18.7 | 18.56 | 0.04 | 0.562 | 0.280 | 0.580 |
| N321 | 5G N38 | DFT-s-OFDM QPSK | 20M | 522000 | 2610 | 1 | 50 | Front Face | 4 | 30 | 18.7 | 18.55 | -0.18 | 0.225 | 0.123 | 0.233 |
| N322 | 5G N38 | DFT-s-OFDM QPSK | 20M | 522000 | 2610 | 1 | 50 | Rear Face | 4 | 30 | 18.7 | 18.55 | -0.08 | 0.401 | 0.194 | 0.415 |
| N323 | 5G N38 | DFT-s-OFDM QPSK | 20M | 522000 | 2610 | 1 | 50 | Left Side | 4 | 30 | 18.7 | 18.55 | -0.11 | 0.129 | 0.065 | 0.134 |
| N324 | 5G N38 | DFT-s-OFDM QPSK | 20M | 522000 | 2610 | 1 | 50 | Top Side | 4 | 30 | 18.7 | 18.55 | 0.12 | 0.532 | 0.267 | 0.551 |
| N326 | 5G N41 | DFT-s-OFDM QPSK | 100M | 509202 | 2546.01 | 1 | 271 | Front Face | 4 | 15 | 18.7 | 18.53 | 0.11 | 0.319 | 0.171 | 0.332 |
| N327 | 5G N41 | DFT-s-OFDM QPSK | 100M | 509202 | 2546.01 | 1 | 271 | Rear Face | 4 | 15 | 18.7 | 18.53 | 0.01 | 0.484 | 0.227 | 0.503 |
| N328 | 5G N41 | DFT-s-OFDM QPSK | 100M | 509202 | 2546.01 | 1 | 271 | Left Side | 4 | 15 | 18.7 | 18.53 | 0.05 | 0.143 | 0.069 | 0.149 |
| N329 | 5G N41 | DFT-s-OFDM QPSK | 100M | 509202 | 2546.01 | 1 | 271 | Top Side | 4 | 15 | 18.7 | 18.53 | 0.11 | 0.608 | 0.288 | 0.632 |
| N330 | 5G N41 | DFT-s-OFDM QPSK | 100M | 518598 | 2592.99 | 1 | 0 | Front Face | 4 | 15 | 18.7 | 18.49 | 0.01 | 0.326 | 0.178 | 0.342 |
| N331 | 5G N41 | DFT-s-OFDM QPSK | 100M | 518598 | 2592.99 | 1 | 0 | Rear Face | 4 | 15 | 18.7 | 18.49 | 0.11 | 0.452 | 0.216 | 0.474 |
| N332 | 5G N41 | DFT-s-OFDM QPSK | 100M | 518598 | 2592.99 | 1 | 0 | Left Side | 4 | 15 | 18.7 | 18.49 | -0.01 | 0.094 | 0.048 | 0.099 |
| N333 | 5G N41 | DFT-s-OFDM QPSK | 100M | 518598 | 2592.99 | 1 | 0 | Top Side | 4 | 15 | 18.7 | 18.49 | -0.01 | 0.587 | 0.293 | 0.616 |
| N334 | 5G N41 | DFT-s-OFDM QPSK | 100M | 509202 | 2546.01 | 135 | 67 | Top Side | 4 | 15 | 18.7 | 18.52 | 0.04 | 0.552 | 0.275 | 0.575 |
| N335 | 5G N66 | DFT-s-OFDM QPSK | 20M | 354000 | 1770 | 50 | 25 | Front Face | 5 | 15 | 20.5 | 20.39 | -0.13 | 0.192 | 0.115 | 0.197 |
| N336 | 5G N66 | DFT-s-OFDM QPSK | 20M | 354000 | 1770 | 50 | 25 | Rear Face | 5 | 15 | 20.5 | 20.39 | -0.08 | 0.182 | 0.105 | 0.187 |
| N337 | 5G N66 | DFT-s-OFDM QPSK | 20M | 354000 | 1770 | 50 | 25 | Left Side | 5 | 15 | 20.5 | 20.39 | -0.03 | 0.299 | 0.160 | 0.307 |
| N338 | 5G N66 | DFT-s-OFDM QPSK | 20M | 354000 | 1770 | 50 | 25 | Top Side | 5 | 15 | 20.5 | 20.39 | -0.03 | 0.055 | 0.032 | 0.056 |
| N339 | 5G N66 | DFT-s-OFDM QPSK | 20M | 354000 | 1770 | 2 | 0 | Front Face | 5 | 15 | 20.5 | 20.35 | -0.05 | 0.110 | 0.076 | 0.114 |
| N340 | 5G N66 | DFT-s-OFDM QPSK | 20M | 354000 | 1770 | 2 | 0 | Rear Face | 5 | 15 | 20.5 | 20.35 | 0.03 | 0.177 | 0.102 | 0.183 |
| N341 | 5G N66 | DFT-s-OFDM QPSK | 20M | 354000 | 1770 | 2 | 0 | Left Side | 5 | 15 | 20.5 | 20.35 | 0 | 0.280 | 0.149 | 0.290 |
| N342 | 5G N66 | DFT-s-OFDM QPSK | 20M | 354000 | 1770 | 2 | 0 | Top Side | 5 | 15 | 20.5 | 20.35 | 0.1 | 0.059 | 0.034 | 0.061 |
| N343 | 5G N66 | DFT-s-OFDM QPSK | 20M | 354000 | 1770 | 1 | 104 | Left Side | 5 | 15 | 20.5 | 20.27 | 0.01 | 0.294 | 0.158 | 0.310 |

Note: The value with boldface is the maximum SAR Value of each test band.

Note: Per KDB248227 D01, the highest SAR measured for the initial test position or initial test configuration should be used to determine SAR test exclusion according to the sum of 1-g SAR and SAR peak to location ratio provisions in KDB 447498. In addition, a test lab may also choose to perform standalone SAR measurements for test positions and 802.11 configurations that are not required by the initial test position or initial test configuration procedures and apply the results to determine simultaneous transmission SAR test exclusion, according to sum of 1-g and SAR peak to location ratio requirements to reduce the number of simultaneous transmission SAR measurements.

8.2.4 SAR MEASUREMENT RESULT OF PRODUCT SPECIFIC 10-G SAR

Per KDB648474D04, when hotspot mode applies, product specific 10-g SAR is required only for the surfaces and edges with hotspot mode 1-g reported SAR > 1.2 W/kg; however, when power reduction applies to hotspot mode the measured SAR must be scaled to the maximum output power, including tolerance, allowed for phablet modes to compare with the 1.2 W/kg SAR test reduction threshold:

| Test No. | Band | Mode | Channel | Test Position | Separation Distance (cm) | Ant | SIM | Maximum Tune-up (dBm) | Conducted Power (dBm) | SAR 10g (W/kg) | Product Specific 10-g SAR Exclusion |
|----------|----------|----------|---------|---------------|--------------------------|-----|-----|-----------------------|-----------------------|----------------|-------------------------------------|
| G33 | GSM 850 | GPRS2TX | 190 | Front Face | 1 | 0 | 1 | 31 | 29.87 | 0.066 | YES |
| G34 | GSM 850 | GPRS2TX | 190 | Rear Face | 1 | 0 | 1 | 31 | 29.87 | 0.110 | YES |
| G35 | GSM 850 | GPRS2TX | 190 | Left Side | 1 | 0 | 1 | 31 | 29.87 | 0.050 | YES |
| G36 | GSM 850 | GPRS2TX | 190 | Bottom Side | 1 | 0 | 1 | 31 | 29.87 | 0.065 | YES |
| G38 | GSM 850 | GPRS2TX | 190 | Front Face | 1 | 1 | 1 | 31.5 | 30.14 | 0.085 | YES |
| G39 | GSM 850 | GPRS2TX | 190 | Rear Face | 1 | 1 | 1 | 31.5 | 30.14 | 0.150 | YES |
| G40 | GSM 850 | GPRS2TX | 190 | Left Side | 1 | 1 | 1 | 31.5 | 30.14 | 0.192 | YES |
| G42 | GSM 1900 | GPRS2TX | 661 | Front Face | 1 | 3 | 1 | 26.5 | 25.32 | 0.138 | YES |
| G43 | GSM 1900 | GPRS2TX | 661 | Rear Face | 1 | 3 | 1 | 26.5 | 25.32 | 0.181 | YES |
| G44 | GSM 1900 | GPRS2TX | 661 | Right Side | 1 | 3 | 1 | 26.5 | 25.32 | 0.041 | YES |
| G45 | GSM 1900 | GPRS2TX | 661 | Bottom Side | 1 | 3 | 1 | 26.5 | 25.32 | 0.246 | YES |
| G47 | GSM 1900 | GPRS2TX | 661 | Front Face | 1 | 4 | 1 | 25.5 | 24.75 | 0.0825 | YES |
| G48 | GSM 1900 | GPRS2TX | 661 | Rear Face | 1 | 4 | 1 | 25.5 | 24.75 | 0.138 | YES |
| G49 | GSM 1900 | GPRS2TX | 661 | Left Side | 1 | 4 | 1 | 25.5 | 24.75 | 0.0622 | YES |
| G50 | GSM 1900 | GPRS2TX | 661 | Top Side | 1 | 4 | 1 | 25.5 | 24.75 | 0.262 | YES |
| U49 | UMTS B2 | RMC12.2K | 9400 | Front Face | 1 | 3 | 1 | 20.5 | 19.37 | 0.119 | YES |
| U50 | UMTS B2 | RMC12.2K | 9400 | Rear Face | 1 | 3 | 1 | 20.5 | 19.37 | 0.142 | YES |
| U51 | UMTS B2 | RMC12.2K | 9400 | Right Side | 1 | 3 | 1 | 20.5 | 19.37 | 0.043 | YES |
| U52 | UMTS B2 | RMC12.2K | 9400 | Bottom Side | 1 | 3 | 1 | 20.5 | 19.37 | 0.323 | YES |
| U54 | UMTS B2 | RMC12.2K | 9400 | Front Face | 1 | 4 | 1 | 20 | 18.8 | 0.059 | YES |
| U55 | UMTS B2 | RMC12.2K | 9400 | Rear Face | 1 | 4 | 1 | 20 | 18.8 | 0.118 | YES |
| U56 | UMTS B2 | RMC12.2K | 9400 | Left Side | 1 | 4 | 1 | 20 | 18.8 | 0.052 | YES |
| U57 | UMTS B2 | RMC12.2K | 9400 | Top Side | 1 | 4 | 1 | 20 | 18.8 | 0.195 | YES |
| U59 | UMTS B4 | RMC12.2K | 1413 | Front Face | 1 | 3 | 1 | 20.5 | 19.56 | 0.138 | YES |
| U60 | UMTS B4 | RMC12.2K | 1413 | Rear Face | 1 | 3 | 1 | 20.5 | 19.56 | 0.142 | YES |
| U61 | UMTS B4 | RMC12.2K | 1413 | Right Side | 1 | 3 | 1 | 20.5 | 19.56 | 0.0482 | YES |
| U62 | UMTS B4 | RMC12.2K | 1413 | Bottom Side | 1 | 3 | 1 | 20.5 | 19.56 | 0.218 | YES |
| U64 | UMTS B4 | RMC12.2K | 1413 | Front Face | 1 | 4 | 1 | 19.5 | 18.57 | 0.124 | YES |
| U65 | UMTS B4 | RMC12.2K | 1413 | Rear Face | 1 | 4 | 1 | 19.5 | 18.57 | 0.153 | YES |
| U66 | UMTS B4 | RMC12.2K | 1413 | Left Side | 1 | 4 | 1 | 19.5 | 18.57 | 0.0586 | YES |
| U67 | UMTS B4 | RMC12.2K | 1413 | Top Side | 1 | 4 | 1 | 19.5 | 18.57 | 0.231 | YES |
| U69 | UMTS B5 | RMC12.2K | 4182 | Front Face | 1 | 0 | 1 | 23 | 22.18 | 0.049 | YES |
| U70 | UMTS B5 | RMC12.2K | 4182 | Rear Face | 1 | 0 | 1 | 23 | 22.18 | 0.089 | YES |
| U71 | UMTS B5 | RMC12.2K | 4182 | Left Side | 1 | 0 | 1 | 23 | 22.18 | 0.107 | YES |
| U72 | UMTS B5 | RMC12.2K | 4182 | Bottom Side | 1 | 0 | 1 | 23 | 22.18 | 0.064 | YES |
| U74 | UMTS B5 | RMC12.2K | 4182 | Front Face | 1 | 1 | 1 | 24.5 | 23.62 | 0.099 | YES |
| U75 | UMTS B5 | RMC12.2K | 4182 | Rear Face | 1 | 1 | 1 | 24.5 | 23.62 | 0.201 | YES |
| U76 | UMTS B5 | RMC12.2K | 4182 | Left Side | 1 | 1 | 1 | 24.5 | 23.62 | 0.346 | YES |

| Test No. | Band | Mode | Channel | RB | offset | Test Position | Separation Distance (cm) | Ant | SIM | Maximum Tune-up (dBm) | Conducted Power (dBm) | SAR 10g (W/kg) | Product Specific 10-g SAR Exclusion |
|----------|--------|---------|---------|----|--------|---------------|--------------------------|-----|-----|-----------------------|-----------------------|----------------|-------------------------------------|
| L421 | LTE B2 | QPSK20M | 18900 | 1 | 0 | Front Face | 1 | 3 | 1 | 21 | 20.79 | 0.147 | YES |
| L422 | LTE B2 | QPSK20M | 18900 | 1 | 0 | Rear Face | 1 | 3 | 1 | 21 | 20.79 | 0.186 | YES |
| L423 | LTE B2 | QPSK20M | 18900 | 1 | 0 | Right Side | 1 | 3 | 1 | 21 | 20.79 | 0.048 | YES |
| L424 | LTE B2 | QPSK20M | 18900 | 1 | 0 | Bottom Side | 1 | 3 | 1 | 21 | 20.79 | 0.249 | YES |
| L425 | LTE B2 | QPSK20M | 19100 | 50 | 0 | Front Face | 1 | 3 | 1 | 21 | 20.78 | 0.150 | YES |
| L426 | LTE B2 | QPSK20M | 19100 | 50 | 0 | Rear Face | 1 | 3 | 1 | 21 | 20.78 | 0.185 | YES |
| L427 | LTE B2 | QPSK20M | 19100 | 50 | 0 | Right Side | 1 | 3 | 1 | 21 | 20.78 | 0.049 | YES |
| L428 | LTE B2 | QPSK20M | 19100 | 50 | 0 | Bottom Side | 1 | 3 | 1 | 21 | 20.78 | 0.254 | YES |
| L431 | LTE B2 | QPSK20M | 18900 | 1 | 0 | Front Face | 1 | 4 | 1 | 20.5 | 20.27 | 0.101 | YES |
| L432 | LTE B2 | QPSK20M | 18900 | 1 | 0 | Rear Face | 1 | 4 | 1 | 20.5 | 20.27 | 0.135 | YES |
| L433 | LTE B2 | QPSK20M | 18900 | 1 | 0 | Left Side | 1 | 4 | 1 | 20.5 | 20.27 | 0.059 | YES |
| L434 | LTE B2 | QPSK20M | 18900 | 1 | 0 | Top Side | 1 | 4 | 1 | 20.5 | 20.27 | 0.187 | YES |
| L435 | LTE B2 | QPSK20M | 18900 | 50 | 50 | Front Face | 1 | 4 | 1 | 20.5 | 20.18 | 0.094 | YES |
| L436 | LTE B2 | QPSK20M | 18900 | 50 | 50 | Rear Face | 1 | 4 | 1 | 20.5 | 20.18 | 0.124 | YES |
| L437 | LTE B2 | QPSK20M | 18900 | 50 | 50 | Left Side | 1 | 4 | 1 | 20.5 | 20.18 | 0.054 | YES |
| L438 | LTE B2 | QPSK20M | 18900 | 50 | 50 | Top Side | 1 | 4 | 1 | 20.5 | 20.18 | 0.186 | YES |
| L440 | LTE B4 | QPSK20M | 20050 | 1 | 0 | Front Face | 1 | 3 | 1 | 20 | 19.86 | 0.096 | YES |
| L441 | LTE B4 | QPSK20M | 20050 | 1 | 0 | Rear Face | 1 | 3 | 1 | 20 | 19.86 | 0.126 | YES |
| L442 | LTE B4 | QPSK20M | 20050 | 1 | 0 | Right Side | 1 | 3 | 1 | 20 | 19.86 | 0.043 | YES |
| L443 | LTE B4 | QPSK20M | 20050 | 1 | 0 | Bottom Side | 1 | 3 | 1 | 20 | 19.86 | 0.199 | YES |
| L444 | LTE B4 | QPSK20M | 20300 | 50 | 0 | Front Face | 1 | 3 | 1 | 20 | 19.77 | 0.117 | YES |
| L445 | LTE B4 | QPSK20M | 20300 | 50 | 0 | Rear Face | 1 | 3 | 1 | 20 | 19.77 | 0.131 | YES |
| L446 | LTE B4 | QPSK20M | 20300 | 50 | 0 | Right Side | 1 | 3 | 1 | 20 | 19.77 | 0.053 | YES |
| L447 | LTE B4 | QPSK20M | 20300 | 50 | 0 | Bottom Side | 1 | 3 | 1 | 20 | 19.77 | 0.252 | YES |
| L450 | LTE B4 | QPSK20M | 20050 | 1 | 99 | Front Face | 1 | 4 | 1 | 20.5 | 20.37 | 0.157 | YES |
| L451 | LTE B4 | QPSK20M | 20050 | 1 | 99 | Rear Face | 1 | 4 | 1 | 20.5 | 20.37 | 0.152 | YES |
| L452 | LTE B4 | QPSK20M | 20050 | 1 | 99 | Left Side | 1 | 4 | 1 | 20.5 | 20.37 | 0.066 | YES |
| L453 | LTE B4 | QPSK20M | 20050 | 1 | 99 | Top Side | 1 | 4 | 1 | 20.5 | 20.37 | 0.235 | YES |
| L454 | LTE B4 | QPSK20M | 20175 | 50 | 50 | Front Face | 1 | 4 | 1 | 20.5 | 20.32 | 0.155 | YES |
| L455 | LTE B4 | QPSK20M | 20175 | 50 | 50 | Rear Face | 1 | 4 | 1 | 20.5 | 20.32 | 0.188 | YES |
| L456 | LTE B4 | QPSK20M | 20175 | 50 | 50 | Left Side | 1 | 4 | 1 | 20.5 | 20.32 | 0.073 | YES |
| L457 | LTE B4 | QPSK20M | 20175 | 50 | 50 | Top Side | 1 | 4 | 1 | 20.5 | 20.32 | 0.260 | YES |
| L460 | LTE B4 | QPSK20M | 20300 | 1 | 50 | Front Face | 1 | 5 | 1 | 20.3 | 20.28 | 0.083 | YES |
| L461 | LTE B4 | QPSK20M | 20300 | 1 | 50 | Rear Face | 1 | 5 | 1 | 20.3 | 20.28 | 0.118 | YES |
| L462 | LTE B4 | QPSK20M | 20300 | 1 | 50 | Left Side | 1 | 5 | 1 | 20.3 | 20.28 | 0.133 | YES |
| L463 | LTE B4 | QPSK20M | 20300 | 1 | 50 | Top Side | 1 | 5 | 1 | 20.3 | 20.28 | 0.063 | YES |
| L464 | LTE B4 | QPSK20M | 20300 | 50 | 25 | Front Face | 1 | 5 | 1 | 20.3 | 20.19 | 0.088 | YES |
| L465 | LTE B4 | QPSK20M | 20300 | 50 | 25 | Rear Face | 1 | 5 | 1 | 20.3 | 20.19 | 0.120 | YES |
| L466 | LTE B4 | QPSK20M | 20300 | 50 | 25 | Left Side | 1 | 5 | 1 | 20.3 | 20.19 | 0.136 | YES |
| L467 | LTE B4 | QPSK20M | 20300 | 50 | 25 | Top Side | 1 | 5 | 1 | 20.3 | 20.19 | 0.063 | YES |

| Test No. | Band | Mode | Channel | RB | offset | Test Position | Separation Distance (cm) | Ant | SIM | Maximum Tune-up (dBm) | Conducted Power (dBm) | SAR 10g (W/kg) | Product Specific 10-g SAR Exclusion |
|----------|--------|---------|---------|----|--------|---------------|--------------------------|-----|-----|-----------------------|-----------------------|----------------|-------------------------------------|
| L469 | LTE B5 | QPSK10M | 20450 | 1 | 0 | Front Face | 1 | 0 | 1 | 23 | 22.85 | 0.048 | YES |
| L470 | LTE B5 | QPSK10M | 20450 | 1 | 0 | Rear Face | 1 | 0 | 1 | 23 | 22.85 | 0.074 | YES |
| L471 | LTE B5 | QPSK10M | 20450 | 1 | 0 | Left Side | 1 | 0 | 1 | 23 | 22.85 | 0.032 | YES |
| L472 | LTE B5 | QPSK10M | 20450 | 1 | 0 | Bottom Side | 1 | 0 | 1 | 23 | 22.85 | 0.050 | YES |
| L473 | LTE B5 | QPSK10M | 20450 | 25 | 0 | Front Face | 1 | 0 | 1 | 23 | 22.73 | 0.049 | YES |
| L474 | LTE B5 | QPSK10M | 20450 | 25 | 0 | Rear Face | 1 | 0 | 1 | 23 | 22.73 | 0.076 | YES |
| L475 | LTE B5 | QPSK10M | 20450 | 25 | 0 | Left Side | 1 | 0 | 1 | 23 | 22.73 | 0.034 | YES |
| L476 | LTE B5 | QPSK10M | 20450 | 25 | 0 | Bottom Side | 1 | 0 | 1 | 23 | 22.73 | 0.050 | YES |
| L479 | LTE B5 | QPSK10M | 20450 | 1 | 0 | Front Face | 1 | 1 | 1 | 25 | 24.38 | 0.124 | YES |
| L480 | LTE B5 | QPSK10M | 20450 | 1 | 0 | Rear Face | 1 | 1 | 1 | 25 | 24.38 | 0.160 | YES |
| L481 | LTE B5 | QPSK10M | 20450 | 1 | 0 | Left Side | 1 | 1 | 1 | 25 | 24.38 | 0.212 | YES |
| L482 | LTE B5 | QPSK10M | 20525 | 25 | 0 | Front Face | 1 | 1 | 1 | 24 | 23.45 | 0.105 | YES |
| L483 | LTE B5 | QPSK10M | 20525 | 25 | 0 | Rear Face | 1 | 1 | 1 | 24 | 23.45 | 0.136 | YES |
| L484 | LTE B5 | QPSK10M | 20525 | 25 | 0 | Left Side | 1 | 1 | 1 | 24 | 23.45 | 0.181 | YES |
| L486 | LTE B7 | QPSK20M | 21100 | 1 | 0 | Front Face | 1 | 3 | 1 | 19 | 18.88 | 0.065 | YES |
| L487 | LTE B7 | QPSK20M | 21100 | 1 | 0 | Rear Face | 1 | 3 | 1 | 19 | 18.88 | 0.093 | YES |
| L488 | LTE B7 | QPSK20M | 21100 | 1 | 0 | Right Side | 1 | 3 | 1 | 19 | 18.88 | 0.009 | YES |
| L489 | LTE B7 | QPSK20M | 21100 | 1 | 0 | Bottom Side | 1 | 3 | 1 | 19 | 18.88 | 0.141 | YES |
| L490 | LTE B7 | QPSK20M | 21350 | 50 | 0 | Front Face | 1 | 3 | 1 | 19 | 18.79 | 0.071 | YES |
| L491 | LTE B7 | QPSK20M | 21350 | 50 | 0 | Rear Face | 1 | 3 | 1 | 19 | 18.79 | 0.050 | YES |
| L492 | LTE B7 | QPSK20M | 21350 | 50 | 0 | Right Side | 1 | 3 | 1 | 19 | 18.79 | 0.011 | YES |
| L493 | LTE B7 | QPSK20M | 21350 | 50 | 0 | Bottom Side | 1 | 3 | 1 | 19 | 18.79 | 0.158 | YES |
| L496 | LTE B7 | QPSK20M | 21350 | 1 | 99 | Front Face | 1 | 4 | 1 | 19 | 18.35 | 0.103 | YES |
| L497 | LTE B7 | QPSK20M | 21350 | 1 | 99 | Rear Face | 1 | 4 | 1 | 19 | 18.35 | 0.127 | YES |
| L498 | LTE B7 | QPSK20M | 21350 | 1 | 99 | Left Side | 1 | 4 | 1 | 19 | 18.35 | 0.045 | YES |
| L499 | LTE B7 | QPSK20M | 21350 | 1 | 99 | Top Side | 1 | 4 | 1 | 19 | 18.35 | 0.222 | YES |
| L500 | LTE B7 | QPSK20M | 21350 | 50 | 0 | Front Face | 1 | 4 | 1 | 19 | 18.28 | 0.108 | YES |
| L501 | LTE B7 | QPSK20M | 21350 | 50 | 0 | Rear Face | 1 | 4 | 1 | 19 | 18.28 | 0.116 | YES |
| L502 | LTE B7 | QPSK20M | 21350 | 50 | 0 | Left Side | 1 | 4 | 1 | 19 | 18.28 | 0.053 | YES |
| L503 | LTE B7 | QPSK20M | 21350 | 50 | 0 | Top Side | 1 | 4 | 1 | 19 | 18.28 | 0.231 | YES |
| L506 | LTE B7 | QPSK20M | 21100 | 1 | 99 | Front Face | 1 | 5 | 1 | 19.1 | 18.86 | 0.058 | YES |
| L507 | LTE B7 | QPSK20M | 21100 | 1 | 99 | Rear Face | 1 | 5 | 1 | 19.1 | 18.86 | 0.060 | YES |
| L508 | LTE B7 | QPSK20M | 21100 | 1 | 99 | Left Side | 1 | 5 | 1 | 19.1 | 18.86 | 0.161 | YES |
| L509 | LTE B7 | QPSK20M | 21100 | 1 | 99 | Top Side | 1 | 5 | 1 | 19.1 | 18.86 | 0.013 | YES |
| L510 | LTE B7 | QPSK20M | 21350 | 50 | 0 | Front Face | 1 | 5 | 1 | 19.1 | 18.79 | 0.041 | YES |
| L511 | LTE B7 | QPSK20M | 21350 | 50 | 0 | Rear Face | 1 | 5 | 1 | 19.1 | 18.79 | 0.070 | YES |
| L512 | LTE B7 | QPSK20M | 21350 | 50 | 0 | Left Side | 1 | 5 | 1 | 19.1 | 18.79 | 0.151 | YES |
| L513 | LTE B7 | QPSK20M | 21350 | 50 | 0 | Top Side | 1 | 5 | 1 | 19.1 | 18.79 | 0.021 | YES |

| Test No. | Band | Mode | Channel | RB | offset | Test Position | Separation Distance (cm) | Ant | SIM | Maximum Tune-up (dBm) | Conducted Power (dBm) | SAR 10g (W/kg) | Product Specific 10-g SAR Exclusion |
|----------|---------|---------|---------|----|--------|---------------|--------------------------|-----|-----|-----------------------|-----------------------|----------------|-------------------------------------|
| L515 | LTE B12 | QPSK10M | 23095 | 1 | 49 | Front Face | 1 | 0 | 1 | 23.5 | 22.89 | 0.042 | YES |
| L516 | LTE B12 | QPSK10M | 23095 | 1 | 49 | Rear Face | 1 | 0 | 1 | 23.5 | 22.89 | 0.093 | YES |
| L517 | LTE B12 | QPSK10M | 23095 | 1 | 49 | Left Side | 1 | 0 | 1 | 23.5 | 22.89 | 0.049 | YES |
| L518 | LTE B12 | QPSK10M | 23095 | 1 | 49 | Bottom Side | 1 | 0 | 1 | 23.5 | 22.89 | 0.033 | YES |
| L519 | LTE B12 | QPSK10M | 23130 | 25 | 0 | Front Face | 1 | 0 | 1 | 23.5 | 22.87 | 0.055 | YES |
| L520 | LTE B12 | QPSK10M | 23130 | 25 | 0 | Rear Face | 1 | 0 | 1 | 23.5 | 22.87 | 0.088 | YES |
| L521 | LTE B12 | QPSK10M | 23130 | 25 | 0 | Left Side | 1 | 0 | 1 | 23.5 | 22.87 | 0.052 | YES |
| L522 | LTE B12 | QPSK10M | 23130 | 25 | 0 | Bottom Side | 1 | 0 | 1 | 23.5 | 22.87 | 0.032 | YES |
| L525 | LTE B12 | QPSK10M | 23130 | 1 | 24 | Front Face | 1 | 1 | 1 | 25 | 23.98 | 0.107 | YES |
| L526 | LTE B12 | QPSK10M | 23130 | 1 | 24 | Rear Face | 1 | 1 | 1 | 25 | 23.98 | 0.136 | YES |
| L527 | LTE B12 | QPSK10M | 23130 | 1 | 24 | Left Side | 1 | 1 | 1 | 25 | 23.98 | 0.179 | YES |
| L528 | LTE B12 | QPSK10M | 23130 | 25 | 0 | Front Face | 1 | 1 | 1 | 24 | 23.03 | 0.087 | YES |
| L529 | LTE B12 | QPSK10M | 23130 | 25 | 0 | Rear Face | 1 | 1 | 1 | 24 | 23.03 | 0.108 | YES |
| L530 | LTE B12 | QPSK10M | 23130 | 25 | 0 | Left Side | 1 | 1 | 1 | 24 | 23.03 | 0.147 | YES |
| L532 | LTE B13 | QPSK10M | 23230 | 1 | 0 | Front Face | 1 | 0 | 1 | 24.5 | 24.11 | 0.109 | YES |
| L533 | LTE B13 | QPSK10M | 23230 | 1 | 0 | Rear Face | 1 | 0 | 1 | 24.5 | 24.11 | 0.130 | YES |
| L534 | LTE B13 | QPSK10M | 23230 | 1 | 0 | Left Side | 1 | 0 | 1 | 24.5 | 24.11 | 0.145 | YES |
| L535 | LTE B13 | QPSK10M | 23230 | 1 | 0 | Bottom Side | 1 | 0 | 1 | 24.5 | 24.11 | 0.070 | YES |
| L536 | LTE B13 | QPSK10M | 23230 | 25 | 0 | Front Face | 1 | 0 | 1 | 23.5 | 23.00 | 0.083 | YES |
| L537 | LTE B13 | QPSK10M | 23230 | 25 | 0 | Rear Face | 1 | 0 | 1 | 23.5 | 23.00 | 0.098 | YES |
| L538 | LTE B13 | QPSK10M | 23230 | 25 | 0 | Left Side | 1 | 0 | 1 | 23.5 | 23.00 | 0.108 | YES |
| L539 | LTE B13 | QPSK10M | 23230 | 25 | 0 | Bottom Side | 1 | 0 | 1 | 23.5 | 23.00 | 0.054 | YES |
| L542 | LTE B13 | QPSK10M | 23230 | 1 | 0 | Front Face | 1 | 1 | 1 | 25 | 24.17 | 0.107 | YES |
| L543 | LTE B13 | QPSK10M | 23230 | 1 | 0 | Rear Face | 1 | 1 | 1 | 25 | 24.17 | 0.156 | YES |
| L544 | LTE B13 | QPSK10M | 23230 | 1 | 0 | Left Side | 1 | 1 | 1 | 25 | 24.17 | 0.263 | YES |
| L545 | LTE B13 | QPSK10M | 23230 | 25 | 0 | Front Face | 1 | 1 | 1 | 24 | 23.13 | 0.083 | YES |
| L546 | LTE B13 | QPSK10M | 23230 | 25 | 0 | Rear Face | 1 | 1 | 1 | 24 | 23.13 | 0.120 | YES |
| L547 | LTE B13 | QPSK10M | 23230 | 25 | 0 | Left Side | 1 | 1 | 1 | 24 | 23.13 | 0.203 | YES |
| L549 | LTE B17 | QPSK10M | 23800 | 1 | 49 | Front Face | 1 | 0 | 1 | 23.5 | 22.82 | 0.028 | YES |
| L550 | LTE B17 | QPSK10M | 23800 | 1 | 49 | Rear Face | 1 | 0 | 1 | 23.5 | 22.82 | 0.057 | YES |
| L551 | LTE B17 | QPSK10M | 23800 | 1 | 49 | Left Side | 1 | 0 | 1 | 23.5 | 22.82 | 0.035 | YES |
| L552 | LTE B17 | QPSK10M | 23800 | 1 | 49 | Bottom Side | 1 | 0 | 1 | 23.5 | 22.82 | 0.031 | YES |
| L553 | LTE B17 | QPSK10M | 23800 | 25 | 0 | Front Face | 1 | 0 | 1 | 23.5 | 22.79 | 0.028 | YES |
| L554 | LTE B17 | QPSK10M | 23800 | 25 | 0 | Rear Face | 1 | 0 | 1 | 23.5 | 22.79 | 0.052 | YES |
| L555 | LTE B17 | QPSK10M | 23800 | 25 | 0 | Left Side | 1 | 0 | 1 | 23.5 | 22.79 | 0.034 | YES |
| L556 | LTE B17 | QPSK10M | 23800 | 25 | 0 | Bottom Side | 1 | 0 | 1 | 23.5 | 22.79 | 0.028 | YES |
| L559 | LTE B17 | QPSK10M | 23800 | 1 | 49 | Front Face | 1 | 1 | 1 | 25 | 23.97 | 0.100 | YES |
| L560 | LTE B17 | QPSK10M | 23800 | 1 | 49 | Rear Face | 1 | 1 | 1 | 25 | 23.97 | 0.131 | YES |
| L561 | LTE B17 | QPSK10M | 23800 | 1 | 49 | Left Side | 1 | 1 | 1 | 25 | 23.97 | 0.151 | YES |
| L562 | LTE B17 | QPSK10M | 23800 | 25 | 0 | Front Face | 1 | 1 | 1 | 24 | 23.04 | 0.070 | YES |
| L563 | LTE B17 | QPSK10M | 23800 | 25 | 0 | Rear Face | 1 | 1 | 1 | 24 | 23.04 | 0.094 | YES |
| L564 | LTE B17 | QPSK10M | 23800 | 25 | 0 | Left Side | 1 | 1 | 1 | 24 | 23.04 | 0.105 | YES |

| Test No. | Band | Mode | Channel | RB | offset | Test Position | Separation Distance (cm) | Ant | SIM | Maximum Tune-up (dBm) | Conducted Power (dBm) | SAR 10g (W/kg) | Product Specific 10-g SAR Exclusion |
|----------|---------|---------|---------|----|--------|---------------|--------------------------|-----|-----|-----------------------|-----------------------|----------------|-------------------------------------|
| L566 | LTE B26 | QPSK15M | 26965 | 1 | 74 | Front Face | 1 | 0 | 1 | 24 | 23.70 | 0.075 | YES |
| L567 | LTE B26 | QPSK15M | 26965 | 1 | 74 | Rear Face | 1 | 0 | 1 | 24 | 23.70 | 0.106 | YES |
| L568 | LTE B26 | QPSK15M | 26965 | 1 | 74 | Left Side | 1 | 0 | 1 | 24 | 23.70 | 0.110 | YES |
| L569 | LTE B26 | QPSK15M | 26965 | 1 | 74 | Bottom Side | 1 | 0 | 1 | 24 | 23.70 | 0.085 | YES |
| L570 | LTE B26 | QPSK15M | 26765 | 36 | 0 | Front Face | 1 | 0 | 1 | 23 | 22.69 | 0.037 | YES |
| L571 | LTE B26 | QPSK15M | 26765 | 36 | 0 | Rear Face | 1 | 0 | 1 | 23 | 22.69 | 0.054 | YES |
| L572 | LTE B26 | QPSK15M | 26765 | 36 | 0 | Left Side | 1 | 0 | 1 | 23 | 22.69 | 0.049 | YES |
| L573 | LTE B26 | QPSK15M | 26765 | 36 | 0 | Bottom Side | 1 | 0 | 1 | 23 | 22.69 | 0.047 | YES |
| L576 | LTE B26 | QPSK15M | 26865 | 1 | 0 | Front Face | 1 | 1 | 1 | 24.5 | 23.66 | 0.090 | YES |
| L577 | LTE B26 | QPSK15M | 26865 | 1 | 0 | Rear Face | 1 | 1 | 1 | 24.5 | 23.66 | 0.127 | YES |
| L578 | LTE B26 | QPSK15M | 26865 | 1 | 0 | Left Side | 1 | 1 | 1 | 24.5 | 23.66 | 0.188 | YES |
| L579 | LTE B26 | QPSK15M | 26865 | 36 | 0 | Front Face | 1 | 1 | 1 | 23.5 | 23.34 | 0.077 | YES |
| L580 | LTE B26 | QPSK15M | 26865 | 36 | 0 | Rear Face | 1 | 1 | 1 | 23.5 | 23.34 | 0.107 | YES |
| L581 | LTE B26 | QPSK15M | 26865 | 36 | 0 | Left Side | 1 | 1 | 1 | 23.5 | 23.34 | 0.161 | YES |
| L583 | LTE B38 | QPSK20M | 37850 | 1 | 99 | Front Face | 1 | 3 | 1 | 21 | 20.84 | 0.017 | YES |
| L584 | LTE B38 | QPSK20M | 37850 | 1 | 99 | Rear Face | 1 | 3 | 1 | 21 | 20.84 | 0.021 | YES |
| L585 | LTE B38 | QPSK20M | 37850 | 1 | 99 | Right Side | 1 | 3 | 1 | 21 | 20.84 | 0.010 | YES |
| L586 | LTE B38 | QPSK20M | 37850 | 1 | 99 | Bottom Side | 1 | 3 | 1 | 21 | 20.84 | 0.179 | YES |
| L587 | LTE B38 | QPSK20M | 37850 | 50 | 50 | Front Face | 1 | 3 | 1 | 21 | 20.74 | 0.019 | YES |
| L588 | LTE B38 | QPSK20M | 37850 | 50 | 50 | Rear Face | 1 | 3 | 1 | 21 | 20.74 | 0.025 | YES |
| L589 | LTE B38 | QPSK20M | 37850 | 50 | 50 | Right Side | 1 | 3 | 1 | 21 | 20.74 | 0.011 | YES |
| L590 | LTE B38 | QPSK20M | 37850 | 50 | 50 | Bottom Side | 1 | 3 | 1 | 21 | 20.74 | 0.183 | YES |
| L593 | LTE B38 | QPSK20M | 37850 | 1 | 99 | Front Face | 1 | 4 | 1 | 20.5 | 19.91 | 0.088 | YES |
| L594 | LTE B38 | QPSK20M | 37850 | 1 | 99 | Rear Face | 1 | 4 | 1 | 20.5 | 19.91 | 0.111 | YES |
| L595 | LTE B38 | QPSK20M | 37850 | 1 | 99 | Left Side | 1 | 4 | 1 | 20.5 | 19.91 | 0.027 | YES |
| L596 | LTE B38 | QPSK20M | 37850 | 1 | 99 | Top Side | 1 | 4 | 1 | 20.5 | 19.91 | 0.180 | YES |
| L597 | LTE B38 | QPSK20M | 38000 | 50 | 0 | Front Face | 1 | 4 | 1 | 20.5 | 19.89 | 0.089 | YES |
| L598 | LTE B38 | QPSK20M | 38000 | 50 | 0 | Rear Face | 1 | 4 | 1 | 20.5 | 19.89 | 0.120 | YES |
| L599 | LTE B38 | QPSK20M | 38000 | 50 | 0 | Left Side | 1 | 4 | 1 | 20.5 | 19.89 | 0.027 | YES |
| L600 | LTE B38 | QPSK20M | 38000 | 50 | 0 | Top Side | 1 | 4 | 1 | 20.5 | 19.89 | 0.189 | YES |
| L603 | LTE B38 | QPSK20M | 38000 | 1 | 50 | Front Face | 1 | 5 | 1 | 21 | 20.98 | 0.055 | YES |
| L604 | LTE B38 | QPSK20M | 38000 | 1 | 50 | Rear Face | 1 | 5 | 1 | 21 | 20.98 | 0.094 | YES |
| L605 | LTE B38 | QPSK20M | 38000 | 1 | 50 | Left Side | 1 | 5 | 1 | 21 | 20.98 | 0.135 | YES |
| L606 | LTE B38 | QPSK20M | 38000 | 1 | 50 | Top Side | 1 | 5 | 1 | 21 | 20.98 | 0.027 | YES |
| L607 | LTE B38 | QPSK20M | 38000 | 50 | 25 | Front Face | 1 | 5 | 1 | 21 | 20.92 | 0.060 | YES |
| L608 | LTE B38 | QPSK20M | 38000 | 50 | 25 | Rear Face | 1 | 5 | 1 | 21 | 20.92 | 0.085 | YES |
| L609 | LTE B38 | QPSK20M | 38000 | 50 | 25 | Left Side | 1 | 5 | 1 | 21 | 20.92 | 0.136 | YES |
| L610 | LTE B38 | QPSK20M | 38000 | 50 | 25 | Top Side | 1 | 5 | 1 | 21 | 20.92 | 0.024 | YES |
| L612 | LTE B41 | QPSK20M | 39750 | 1 | 99 | Front Face | 1 | 3 | 1 | 21 | 20.78 | 0.064 | YES |
| L613 | LTE B41 | QPSK20M | 39750 | 1 | 99 | Rear Face | 1 | 3 | 1 | 21 | 20.78 | 0.098 | YES |
| L614 | LTE B41 | QPSK20M | 39750 | 1 | 99 | Right Side | 1 | 3 | 1 | 21 | 20.78 | 0.006 | YES |
| L615 | LTE B41 | QPSK20M | 39750 | 1 | 99 | Bottom Side | 1 | 3 | 1 | 21 | 20.78 | 0.165 | YES |
| L616 | LTE B41 | QPSK20M | 41490 | 50 | 0 | Front Face | 1 | 3 | 1 | 21 | 20.73 | 0.074 | YES |
| L617 | LTE B41 | QPSK20M | 41490 | 50 | 0 | Rear Face | 1 | 3 | 1 | 21 | 20.73 | 0.107 | YES |
| L618 | LTE B41 | QPSK20M | 41490 | 50 | 0 | Right Side | 1 | 3 | 1 | 21 | 20.73 | 0.009 | YES |
| L619 | LTE B41 | QPSK20M | 41490 | 50 | 0 | Bottom Side | 1 | 3 | 1 | 21 | 20.73 | 0.189 | YES |

| Test No. | Band | Mode | Channel | RB | offset | Test Position | Separation Distance (cm) | Ant | SIM | Maximum Tune-up (dBm) | Conducted Power (dBm) | SAR 10g (W/kg) | Product Specific 10-g SAR Exclusion |
|----------|---------|---------|---------|----|--------|---------------|--------------------------|-----|-----|-----------------------|-----------------------|----------------|-------------------------------------|
| L622 | LTE B41 | QPSK20M | 40620 | 1 | 50 | Front Face | 1 | 4 | 1 | 20.5 | 19.66 | 0.088 | YES |
| L623 | LTE B41 | QPSK20M | 40620 | 1 | 50 | Rear Face | 1 | 4 | 1 | 20.5 | 19.66 | 0.114 | YES |
| L624 | LTE B41 | QPSK20M | 40620 | 1 | 50 | Left Side | 1 | 4 | 1 | 20.5 | 19.66 | 0.026 | YES |
| L625 | LTE B41 | QPSK20M | 40620 | 1 | 50 | Top Side | 1 | 4 | 1 | 20.5 | 19.66 | 0.197 | YES |
| L626 | LTE B41 | QPSK20M | 40620 | 50 | 0 | Front Face | 1 | 4 | 1 | 20.5 | 19.64 | 0.086 | YES |
| L627 | LTE B41 | QPSK20M | 40620 | 50 | 0 | Rear Face | 1 | 4 | 1 | 20.5 | 19.64 | 0.113 | YES |
| L628 | LTE B41 | QPSK20M | 40620 | 50 | 0 | Left Side | 1 | 4 | 1 | 20.5 | 19.64 | 0.026 | YES |
| L629 | LTE B41 | QPSK20M | 40620 | 50 | 0 | Top Side | 1 | 4 | 1 | 20.5 | 19.64 | 0.194 | YES |
| L632 | LTE B41 | QPSK20M | 40620 | 1 | 50 | Front Face | 1 | 5 | 1 | 20.5 | 20.38 | 0.050 | YES |
| L633 | LTE B41 | QPSK20M | 40620 | 1 | 50 | Rear Face | 1 | 5 | 1 | 20.5 | 20.38 | 0.080 | YES |
| L634 | LTE B41 | QPSK20M | 40620 | 1 | 50 | Left Side | 1 | 5 | 1 | 20.5 | 20.38 | 0.113 | YES |
| L635 | LTE B41 | QPSK20M | 40620 | 1 | 50 | Top Side | 1 | 5 | 1 | 20.5 | 20.38 | 0.028 | YES |
| L636 | LTE B41 | QPSK20M | 40620 | 50 | 0 | Front Face | 1 | 5 | 1 | 20.5 | 20.28 | 0.047 | YES |
| L637 | LTE B41 | QPSK20M | 40620 | 50 | 0 | Rear Face | 1 | 5 | 1 | 20.5 | 20.28 | 0.076 | YES |
| L638 | LTE B41 | QPSK20M | 40620 | 50 | 0 | Left Side | 1 | 5 | 1 | 20.5 | 20.28 | 0.113 | YES |
| L639 | LTE B41 | QPSK20M | 40620 | 50 | 0 | Top Side | 1 | 5 | 1 | 20.5 | 20.28 | 0.027 | YES |
| L641 | LTE B66 | QPSK20M | 132572 | 1 | 99 | Front Face | 1 | 3 | 1 | 22.5 | 22.18 | 0.188 | YES |
| L642 | LTE B66 | QPSK20M | 132572 | 1 | 99 | Rear Face | 1 | 3 | 1 | 22.5 | 22.18 | 0.204 | YES |
| L643 | LTE B66 | QPSK20M | 132572 | 1 | 99 | Right Side | 1 | 3 | 1 | 22.5 | 22.18 | 0.105 | YES |
| L644 | LTE B66 | QPSK20M | 132572 | 1 | 99 | Bottom Side | 1 | 3 | 1 | 22.5 | 22.18 | 0.351 | YES |
| L645 | LTE B66 | QPSK20M | 132322 | 50 | 0 | Front Face | 1 | 3 | 1 | 22.5 | 22.07 | 0.192 | YES |
| L646 | LTE B66 | QPSK20M | 132322 | 50 | 0 | Rear Face | 1 | 3 | 1 | 22.5 | 22.07 | 0.206 | YES |
| L647 | LTE B66 | QPSK20M | 132322 | 50 | 0 | Right Side | 1 | 3 | 1 | 22.5 | 22.07 | 0.085 | YES |
| L648 | LTE B66 | QPSK20M | 132322 | 50 | 0 | Bottom Side | 1 | 3 | 1 | 22.5 | 22.07 | 0.387 | YES |
| L651 | LTE B66 | QPSK20M | 132072 | 1 | 99 | Front Face | 1 | 4 | 1 | 22 | 21.86 | 0.057 | YES |
| L652 | LTE B66 | QPSK20M | 132072 | 1 | 99 | Rear Face | 1 | 4 | 1 | 22 | 21.86 | 0.330 | YES |
| L653 | LTE B66 | QPSK20M | 132072 | 1 | 99 | Left Side | 1 | 4 | 1 | 22 | 21.86 | 0.021 | YES |
| L654 | LTE B66 | QPSK20M | 132072 | 1 | 99 | Top Side | 1 | 4 | 1 | 22 | 21.86 | 0.074 | YES |
| L655 | LTE B66 | QPSK20M | 132572 | 50 | 25 | Front Face | 1 | 4 | 1 | 22 | 21.73 | 0.073 | YES |
| L656 | LTE B66 | QPSK20M | 132572 | 50 | 25 | Rear Face | 1 | 4 | 1 | 22 | 21.73 | 0.357 | YES |
| L657 | LTE B66 | QPSK20M | 132572 | 50 | 25 | Left Side | 1 | 4 | 1 | 22 | 21.73 | 0.020 | YES |
| L658 | LTE B66 | QPSK20M | 132572 | 50 | 25 | Top Side | 1 | 4 | 1 | 22 | 21.73 | 0.073 | YES |
| L661 | LTE B66 | QPSK20M | 132572 | 1 | 50 | Front Face | 1 | 5 | 1 | 21.8 | 21.78 | 0.052 | YES |
| L662 | LTE B66 | QPSK20M | 132572 | 1 | 50 | Rear Face | 1 | 5 | 1 | 21.8 | 21.78 | 0.224 | YES |
| L663 | LTE B66 | QPSK20M | 132572 | 1 | 50 | Left Side | 1 | 5 | 1 | 21.8 | 21.78 | 0.069 | YES |
| L664 | LTE B66 | QPSK20M | 132572 | 1 | 50 | Top Side | 1 | 5 | 1 | 21.8 | 21.78 | 0.021 | YES |
| L665 | LTE B66 | QPSK20M | 132572 | 50 | 25 | Front Face | 1 | 5 | 1 | 21.8 | 21.77 | 0.055 | YES |
| L666 | LTE B66 | QPSK20M | 132572 | 50 | 25 | Rear Face | 1 | 5 | 1 | 21.8 | 21.77 | 0.236 | YES |
| L667 | LTE B66 | QPSK20M | 132572 | 50 | 25 | Left Side | 1 | 5 | 1 | 21.8 | 21.77 | 0.072 | YES |
| L668 | LTE B66 | QPSK20M | 132572 | 50 | 25 | Top Side | 1 | 5 | 1 | 21.8 | 21.77 | 0.021 | YES |

| Test No. | Band | Mode | BW | Channel | RB | offset | Test Position | Separation Distance (cm) | Ant | Maximum Tune-up (dBm) | Conducted Power (dBm) | SAR 10g (W/kg) | Product Specific 10-g SAR Exclusion |
|----------|-------|-----------------|-----|---------|-----|--------|---------------|--------------------------|-----|-----------------------|-----------------------|----------------|-------------------------------------|
| N1 | 5G N5 | DFT-s-OFDM QPSK | 20M | 166800 | 50 | 25 | Front Face | 1 | 0 | 24.5 | 23.52 | 0.068 | YES |
| N2 | 5G N5 | DFT-s-OFDM QPSK | 20M | 166800 | 50 | 25 | Rear Face | 1 | 0 | 24.5 | 23.52 | 0.113 | YES |
| N3 | 5G N5 | DFT-s-OFDM QPSK | 20M | 166800 | 50 | 25 | Left Side | 1 | 0 | 24.5 | 23.52 | 0.084 | YES |
| N4 | 5G N5 | DFT-s-OFDM QPSK | 20M | 166800 | 50 | 25 | Bottom Side | 1 | 0 | 24.5 | 23.52 | 0.072 | YES |
| N5 | 5G N5 | DFT-s-OFDM QPSK | 20M | 166800 | 2 | 0 | Front Face | 1 | 0 | 23.5 | 23.42 | 0.055 | YES |
| N6 | 5G N5 | DFT-s-OFDM QPSK | 20M | 166800 | 2 | 0 | Rear Face | 1 | 0 | 23.5 | 23.42 | 0.094 | YES |
| N7 | 5G N5 | DFT-s-OFDM QPSK | 20M | 166800 | 2 | 0 | Left Side | 1 | 0 | 23.5 | 23.42 | 0.043 | YES |
| N8 | 5G N5 | DFT-s-OFDM QPSK | 20M | 166800 | 2 | 0 | Bottom Side | 1 | 0 | 23.5 | 23.42 | 0.082 | YES |
| N9 | 5G N5 | DFT-s-OFDM QPSK | 20M | 167800 | 1 | 104 | Rear Face | 1 | 0 | 24.5 | 23.36 | 0.123 | YES |
| N11 | 5G N5 | DFT-s-OFDM QPSK | 20M | 167300 | 50 | 25 | Front Face | 1 | 1 | 25 | 23.88 | 0.128 | YES |
| N12 | 5G N5 | DFT-s-OFDM QPSK | 20M | 167300 | 50 | 25 | Rear Face | 1 | 1 | 25 | 23.88 | 0.177 | YES |
| N13 | 5G N5 | DFT-s-OFDM QPSK | 20M | 167300 | 50 | 25 | Left Side | 1 | 1 | 25 | 23.88 | 0.261 | YES |
| N14 | 5G N5 | DFT-s-OFDM QPSK | 20M | 167800 | 100 | 0 | Front Face | 1 | 1 | 24 | 23.87 | 0.128 | YES |
| N15 | 5G N5 | DFT-s-OFDM QPSK | 20M | 167800 | 100 | 0 | Rear Face | 1 | 1 | 24 | 23.87 | 0.174 | YES |
| N16 | 5G N5 | DFT-s-OFDM QPSK | 20M | 167800 | 100 | 0 | Left Side | 1 | 1 | 24 | 23.87 | 0.213 | YES |
| N17 | 5G N5 | DFT-s-OFDM QPSK | 20M | 167800 | 1 | 104 | Left Side | 1 | 1 | 25 | 23.75 | 0.205 | YES |
| N19 | 5G N7 | DFT-s-OFDM QPSK | 20M | 507000 | 1 | 1 | Front Face | 1 | 3 | 18.2 | 18.18 | 0.022 | YES |
| N20 | 5G N7 | DFT-s-OFDM QPSK | 20M | 507000 | 1 | 1 | Rear Face | 1 | 3 | 18.2 | 18.18 | 0.042 | YES |
| N21 | 5G N7 | DFT-s-OFDM QPSK | 20M | 507000 | 1 | 1 | Right Side | 1 | 3 | 18.2 | 18.18 | 0.008 | YES |
| N22 | 5G N7 | DFT-s-OFDM QPSK | 20M | 507000 | 1 | 1 | Bottom Side | 1 | 3 | 18.2 | 18.18 | 0.183 | YES |
| N23 | 5G N7 | DFT-s-OFDM QPSK | 20M | 507000 | 100 | 0 | Front Face | 1 | 3 | 18.2 | 17.85 | 0.022 | YES |
| N24 | 5G N7 | DFT-s-OFDM QPSK | 20M | 507000 | 100 | 0 | Rear Face | 1 | 3 | 18.2 | 17.85 | 0.043 | YES |
| N25 | 5G N7 | DFT-s-OFDM QPSK | 20M | 507000 | 100 | 0 | Right Side | 1 | 3 | 18.2 | 17.85 | 0.010 | YES |
| N26 | 5G N7 | DFT-s-OFDM QPSK | 20M | 507000 | 100 | 0 | Bottom Side | 1 | 3 | 18.2 | 17.85 | 0.204 | YES |
| N27 | 5G N7 | DFT-s-OFDM QPSK | 20M | 507000 | 1 | 104 | Bottom Side | 1 | 3 | 18.2 | 18.17 | 0.197 | YES |

| Test No. | Band | Mode | BW | Channel | RB | offset | Test Position | Separation Distance (cm) | Ant | Maximum Tune-up (dBm) | Conducted Power (dBm) | SAR 10g (W/kg) | Product Specific 10-g SAR Exclusion |
|----------|-------|-----------------|-----|---------|-----|--------|---------------|--------------------------|-----|-----------------------|-----------------------|----------------|-------------------------------------|
| N29 | 5G N7 | DFT-s-OFDM QPSK | 20M | 507000 | 50 | 25 | Front Face | 1 | 4 | 19.7 | 19.63 | 0.188 | YES |
| N30 | 5G N7 | DFT-s-OFDM QPSK | 20M | 507000 | 50 | 25 | Rear Face | 1 | 4 | 19.7 | 19.63 | 0.218 | YES |
| N31 | 5G N7 | DFT-s-OFDM QPSK | 20M | 507000 | 50 | 25 | Left Side | 1 | 4 | 19.7 | 19.63 | 0.040 | YES |
| N32 | 5G N7 | DFT-s-OFDM QPSK | 20M | 507000 | 50 | 25 | Top Side | 1 | 4 | 19.7 | 19.63 | 0.212 | YES |
| N33 | 5G N7 | DFT-s-OFDM QPSK | 20M | 512000 | 1 | 105 | Front Face | 1 | 4 | 19.7 | 19.59 | 0.195 | YES |
| N34 | 5G N7 | DFT-s-OFDM QPSK | 20M | 512000 | 1 | 105 | Rear Face | 1 | 4 | 19.7 | 19.59 | 0.224 | YES |
| N35 | 5G N7 | DFT-s-OFDM QPSK | 20M | 512000 | 1 | 105 | Left Side | 1 | 4 | 19.7 | 19.59 | 0.054 | YES |
| N36 | 5G N7 | DFT-s-OFDM QPSK | 20M | 512000 | 1 | 105 | Top Side | 1 | 4 | 19.7 | 19.59 | 0.220 | YES |
| N37 | 5G N7 | DFT-s-OFDM QPSK | 20M | 502000 | 1 | 1 | Rear Face | 1 | 4 | 19.7 | 19.59 | 0.190 | YES |
| N39 | 5G N7 | DFT-s-OFDM QPSK | 20M | 507000 | 50 | 25 | Front Face | 1 | 5 | 20.7 | 20.63 | 0.041 | YES |
| N40 | 5G N7 | DFT-s-OFDM QPSK | 20M | 507000 | 50 | 25 | Rear Face | 1 | 5 | 20.7 | 20.63 | 0.117 | YES |
| N41 | 5G N7 | DFT-s-OFDM QPSK | 20M | 507000 | 50 | 25 | Left Side | 1 | 5 | 20.7 | 20.63 | 0.120 | YES |
| N42 | 5G N7 | DFT-s-OFDM QPSK | 20M | 507000 | 50 | 25 | Top Side | 1 | 5 | 20.7 | 20.63 | 0.017 | YES |
| N43 | 5G N7 | DFT-s-OFDM QPSK | 20M | 502000 | 100 | 0 | Front Face | 1 | 5 | 20.7 | 20.62 | 0.040 | YES |
| N44 | 5G N7 | DFT-s-OFDM QPSK | 20M | 502000 | 100 | 0 | Rear Face | 1 | 5 | 20.7 | 20.62 | 0.093 | YES |
| N45 | 5G N7 | DFT-s-OFDM QPSK | 20M | 502000 | 100 | 0 | Left Side | 1 | 5 | 20.7 | 20.62 | 0.102 | YES |
| N46 | 5G N7 | DFT-s-OFDM QPSK | 20M | 502000 | 100 | 0 | Top Side | 1 | 5 | 20.7 | 20.62 | 0.012 | YES |
| N47 | 5G N7 | DFT-s-OFDM QPSK | 20M | 502000 | 1 | 1 | Left Side | 1 | 5 | 20.7 | 20.58 | 0.093 | YES |
| N49 | 5G N7 | DFT-s-OFDM QPSK | 20M | 507000 | 50 | 25 | Front Face | 1 | 6 | 18.2 | 18.15 | 0.048 | YES |
| N50 | 5G N7 | DFT-s-OFDM QPSK | 20M | 507000 | 50 | 25 | Rear Face | 1 | 6 | 18.2 | 18.15 | 0.043 | YES |
| N51 | 5G N7 | DFT-s-OFDM QPSK | 20M | 507000 | 50 | 25 | Right Side | 1 | 6 | 18.2 | 18.15 | 0.078 | YES |
| N52 | 5G N7 | DFT-s-OFDM QPSK | 20M | 507000 | 50 | 25 | Top Side | 1 | 6 | 18.2 | 18.15 | 0.016 | YES |
| N53 | 5G N7 | DFT-s-OFDM QPSK | 20M | 507000 | 2 | 0 | Front Face | 1 | 6 | 18.2 | 18.05 | 0.046 | YES |
| N54 | 5G N7 | DFT-s-OFDM QPSK | 20M | 507000 | 2 | 0 | Rear Face | 1 | 6 | 18.2 | 18.05 | 0.042 | YES |
| N55 | 5G N7 | DFT-s-OFDM QPSK | 20M | 507000 | 2 | 0 | Right Side | 1 | 6 | 18.2 | 18.05 | 0.069 | YES |
| N56 | 5G N7 | DFT-s-OFDM QPSK | 20M | 507000 | 2 | 0 | Top Side | 1 | 6 | 18.2 | 18.05 | 0.012 | YES |
| N57 | 5G N7 | DFT-s-OFDM QPSK | 20M | 502000 | 1 | 1 | Right Side | 1 | 6 | 18.2 | 18.14 | 0.074 | YES |

| Test No. | Band | Mode | BW | Channel | RB | offset | Test Position | Separation Distance (cm) | Ant | Maximum Tune-up (dBm) | Conducted Power (dBm) | SAR 10g (W/kg) | Product Specific 10-g SAR Exclusion |
|----------|--------|-----------------|-----|---------|----|--------|---------------|--------------------------|-----|-----------------------|-----------------------|----------------|-------------------------------------|
| N59 | 5G N38 | DFT-s-OFDM QPSK | 20M | 519000 | 25 | 12 | Front Face | 1 | 3 | 19.2 | 19.17 | 0.025 | YES |
| N60 | 5G N38 | DFT-s-OFDM QPSK | 20M | 519000 | 25 | 12 | Rear Face | 1 | 3 | 19.2 | 19.17 | 0.026 | YES |
| N61 | 5G N38 | DFT-s-OFDM QPSK | 20M | 519000 | 25 | 12 | Right Side | 1 | 3 | 19.2 | 19.17 | 0.006 | YES |
| N62 | 5G N38 | DFT-s-OFDM QPSK | 20M | 519000 | 25 | 12 | Bottom Side | 1 | 3 | 19.2 | 19.17 | 0.220 | YES |
| N63 | 5G N38 | DFT-s-OFDM QPSK | 20M | 519000 | 2 | 0 | Front Face | 1 | 3 | 19.2 | 19.11 | 0.020 | YES |
| N64 | 5G N38 | DFT-s-OFDM QPSK | 20M | 519000 | 2 | 0 | Rear Face | 1 | 3 | 19.2 | 19.11 | 0.028 | YES |
| N65 | 5G N38 | DFT-s-OFDM QPSK | 20M | 519000 | 2 | 0 | Right Side | 1 | 3 | 19.2 | 19.11 | 0.005 | YES |
| N66 | 5G N38 | DFT-s-OFDM QPSK | 20M | 519000 | 2 | 0 | Bottom Side | 1 | 3 | 19.2 | 19.11 | 0.211 | YES |
| N67 | 5G N38 | DFT-s-OFDM QPSK | 20M | 519000 | 1 | 1 | Bottom Side | 1 | 3 | 19.2 | 19.05 | 0.202 | YES |
| N69 | 5G N38 | DFT-s-OFDM QPSK | 20M | 516000 | 25 | 12 | Front Face | 1 | 4 | 20.7 | 20.54 | 0.182 | YES |
| N70 | 5G N38 | DFT-s-OFDM QPSK | 20M | 516000 | 25 | 12 | Rear Face | 1 | 4 | 20.7 | 20.54 | 0.327 | YES |
| N71 | 5G N38 | DFT-s-OFDM QPSK | 20M | 516000 | 25 | 12 | Left Side | 1 | 4 | 20.7 | 20.54 | 0.092 | YES |
| N72 | 5G N38 | DFT-s-OFDM QPSK | 20M | 516000 | 25 | 12 | Top Side | 1 | 4 | 20.7 | 20.54 | 0.360 | YES |
| N73 | 5G N38 | DFT-s-OFDM QPSK | 20M | 522000 | 1 | 50 | Front Face | 1 | 4 | 20.7 | 20.53 | 0.258 | YES |
| N74 | 5G N38 | DFT-s-OFDM QPSK | 20M | 522000 | 1 | 50 | Rear Face | 1 | 4 | 20.7 | 20.53 | 0.309 | YES |
| N75 | 5G N38 | DFT-s-OFDM QPSK | 20M | 522000 | 1 | 50 | Left Side | 1 | 4 | 20.7 | 20.53 | 0.074 | YES |
| N76 | 5G N38 | DFT-s-OFDM QPSK | 20M | 522000 | 1 | 50 | Top Side | 1 | 4 | 20.7 | 20.53 | 0.421 | YES |
| N77 | 5G N38 | DFT-s-OFDM QPSK | 20M | 519000 | 1 | 1 | Top Side | 1 | 4 | 20.7 | 20.34 | 0.409 | YES |
| N79 | 5G N38 | DFT-s-OFDM QPSK | 20M | 522000 | 25 | 12 | Front Face | 1 | 5 | 19.2 | 19.05 | 0.0537 | YES |
| N80 | 5G N38 | DFT-s-OFDM QPSK | 20M | 522000 | 25 | 12 | Rear Face | 1 | 5 | 19.2 | 19.05 | 0.161 | YES |
| N81 | 5G N38 | DFT-s-OFDM QPSK | 20M | 522000 | 25 | 12 | Left Side | 1 | 5 | 19.2 | 19.05 | 0.165 | YES |
| N82 | 5G N38 | DFT-s-OFDM QPSK | 20M | 522000 | 25 | 12 | Top Side | 1 | 5 | 19.2 | 19.05 | 0.0284 | YES |
| N83 | 5G N38 | DFT-s-OFDM QPSK | 20M | 522000 | 50 | 0 | Front Face | 1 | 5 | 19.2 | 19.03 | 0.0539 | YES |
| N84 | 5G N38 | DFT-s-OFDM QPSK | 20M | 522000 | 50 | 0 | Rear Face | 1 | 5 | 19.2 | 19.03 | 0.162 | YES |
| N85 | 5G N38 | DFT-s-OFDM QPSK | 20M | 522000 | 50 | 0 | Left Side | 1 | 5 | 19.2 | 19.03 | 0.168 | YES |
| N86 | 5G N38 | DFT-s-OFDM QPSK | 20M | 522000 | 50 | 0 | Top Side | 1 | 5 | 19.2 | 19.03 | 0.0306 | YES |
| N87 | 5G N38 | DFT-s-OFDM QPSK | 20M | 519000 | 1 | 1 | Left Side | 1 | 5 | 19.2 | 18.91 | 0.136 | YES |

| Test No. | Band | Mode | BW | Channel | RB | offset | Test Position | Separation Distance (cm) | Ant | Maximum Tune-up (dBm) | Conducted Power (dBm) | SAR 10g (W/kg) | Product Specific 10-g SAR Exclusion |
|----------|--------|-----------------|------|---------|-----|--------|---------------|--------------------------|-----|-----------------------|-----------------------|----------------|-------------------------------------|
| N89 | 5G N38 | DFT-s-OFDM QPSK | 20M | 519000 | 1 | 1 | Front Face | 1 | 6 | 19.2 | 19.18 | 0.057 | YES |
| N90 | 5G N38 | DFT-s-OFDM QPSK | 20M | 519000 | 1 | 1 | Rear Face | 1 | 6 | 19.2 | 19.18 | 0.067 | YES |
| N91 | 5G N38 | DFT-s-OFDM QPSK | 20M | 519000 | 1 | 1 | Right Side | 1 | 6 | 19.2 | 19.18 | 0.199 | YES |
| N92 | 5G N38 | DFT-s-OFDM QPSK | 20M | 519000 | 1 | 1 | Top Side | 1 | 6 | 19.2 | 19.18 | 0.012 | YES |
| N93 | 5G N38 | DFT-s-OFDM QPSK | 20M | 516000 | 50 | 0 | Front Face | 1 | 6 | 19.2 | 19.05 | 0.054 | YES |
| N94 | 5G N38 | DFT-s-OFDM QPSK | 20M | 516000 | 50 | 0 | Rear Face | 1 | 6 | 19.2 | 19.05 | 0.066 | YES |
| N95 | 5G N38 | DFT-s-OFDM QPSK | 20M | 516000 | 50 | 0 | Right Side | 1 | 6 | 19.2 | 19.05 | 0.183 | YES |
| N96 | 5G N38 | DFT-s-OFDM QPSK | 20M | 516000 | 50 | 0 | Top Side | 1 | 6 | 19.2 | 19.05 | 0.015 | YES |
| N97 | 5G N38 | DFT-s-OFDM QPSK | 20M | 516000 | 1 | 49 | Right Side | 1 | 6 | 19.2 | 19.15 | 0.191 | YES |
| N99 | 5G N41 | DFT-s-OFDM QPSK | 100M | 509202 | 1 | 271 | Front Face | 1 | 3 | 19.2 | 19.18 | 0.066 | YES |
| N100 | 5G N41 | DFT-s-OFDM QPSK | 100M | 509202 | 1 | 271 | Rear Face | 1 | 3 | 19.2 | 19.18 | 0.043 | YES |
| N101 | 5G N41 | DFT-s-OFDM QPSK | 100M | 509202 | 1 | 271 | Right Side | 1 | 3 | 19.2 | 19.18 | 0.019 | YES |
| N102 | 5G N41 | DFT-s-OFDM QPSK | 100M | 509202 | 1 | 271 | Bottom Side | 1 | 3 | 19.2 | 19.18 | 0.231 | YES |
| N103 | 5G N41 | DFT-s-OFDM QPSK | 100M | 518598 | 2 | 0 | Front Face | 1 | 3 | 19.2 | 19.08 | 0.077 | YES |
| N104 | 5G N41 | DFT-s-OFDM QPSK | 100M | 518598 | 2 | 0 | Rear Face | 1 | 3 | 19.2 | 19.08 | 0.051 | YES |
| N105 | 5G N41 | DFT-s-OFDM QPSK | 100M | 518598 | 2 | 0 | Right Side | 1 | 3 | 19.2 | 19.08 | 0.016 | YES |
| N106 | 5G N41 | DFT-s-OFDM QPSK | 100M | 518598 | 2 | 0 | Bottom Side | 1 | 3 | 19.2 | 19.08 | 0.270 | YES |
| N107 | 5G N41 | DFT-s-OFDM QPSK | 100M | 528000 | 135 | 67 | Bottom Side | 1 | 3 | 19.2 | 19.17 | 0.161 | YES |
| N109 | 5G N41 | DFT-s-OFDM QPSK | 100M | 509202 | 1 | 271 | Front Face | 1 | 4 | 20.7 | 20.66 | 0.276 | YES |
| N110 | 5G N41 | DFT-s-OFDM QPSK | 100M | 509202 | 1 | 271 | Rear Face | 1 | 4 | 20.7 | 20.66 | 0.361 | YES |
| N111 | 5G N41 | DFT-s-OFDM QPSK | 100M | 509202 | 1 | 271 | Left Side | 1 | 4 | 20.7 | 20.66 | 0.108 | YES |
| N112 | 5G N41 | DFT-s-OFDM QPSK | 100M | 509202 | 1 | 271 | Top Side | 1 | 4 | 20.7 | 20.66 | 0.469 | YES |
| N113 | 5G N41 | DFT-s-OFDM QPSK | 100M | 518598 | 1 | 0 | Front Face | 1 | 4 | 20.7 | 20.51 | 0.226 | YES |
| N114 | 5G N41 | DFT-s-OFDM QPSK | 100M | 518598 | 1 | 0 | Rear Face | 1 | 4 | 20.7 | 20.51 | 0.272 | YES |
| N115 | 5G N41 | DFT-s-OFDM QPSK | 100M | 518598 | 1 | 0 | Left Side | 1 | 4 | 20.7 | 20.51 | 0.059 | YES |
| N116 | 5G N41 | DFT-s-OFDM QPSK | 100M | 518598 | 1 | 0 | Top Side | 1 | 4 | 20.7 | 20.51 | 0.445 | YES |
| N117 | 5G N41 | DFT-s-OFDM QPSK | 100M | 509202 | 135 | 67 | Top Side | 1 | 4 | 20.7 | 20.64 | 0.526 | YES |

| Test No. | Band | Mode | BW | Channel | RB | offset | Test Position | Separation Distance (cm) | Ant | Maximum Tune-up (dBm) | Conducted Power (dBm) | SAR 10g (W/kg) | Product Specific 10-g SAR Exclusion |
|----------|--------|-----------------|------|---------|-----|--------|---------------|--------------------------|-----|-----------------------|-----------------------|----------------|-------------------------------------|
| N119 | 5G N41 | DFT-s-OFDM QPSK | 100M | 528000 | 135 | 67 | Front Face | 1 | 5 | 19.5 | 19.46 | 0.101 | YES |
| N120 | 5G N41 | DFT-s-OFDM QPSK | 100M | 528000 | 135 | 67 | Rear Face | 1 | 5 | 19.5 | 19.46 | 0.232 | YES |
| N121 | 5G N41 | DFT-s-OFDM QPSK | 100M | 528000 | 135 | 67 | Left Side | 1 | 5 | 19.5 | 19.46 | 0.248 | YES |
| N122 | 5G N41 | DFT-s-OFDM QPSK | 100M | 528000 | 135 | 67 | Top Side | 1 | 5 | 19.5 | 19.46 | 0.084 | YES |
| N123 | 5G N41 | DFT-s-OFDM QPSK | 100M | 518598 | 2 | 0 | Front Face | 1 | 5 | 19.5 | 19.43 | 0.051 | YES |
| N124 | 5G N41 | DFT-s-OFDM QPSK | 100M | 518598 | 2 | 0 | Rear Face | 1 | 5 | 19.5 | 19.43 | 0.112 | YES |
| N125 | 5G N41 | DFT-s-OFDM QPSK | 100M | 518598 | 2 | 0 | Left Side | 1 | 5 | 19.5 | 19.43 | 0.147 | YES |
| N126 | 5G N41 | DFT-s-OFDM QPSK | 100M | 518598 | 2 | 0 | Top Side | 1 | 5 | 19.5 | 19.43 | 0.018 | YES |
| N127 | 5G N41 | DFT-s-OFDM QPSK | 100M | 509202 | 1 | 1 | Left Side | 1 | 5 | 19.5 | 19.44 | 0.083 | YES |
| N129 | 5G N41 | DFT-s-OFDM QPSK | 100M | 509202 | 135 | 67 | Front Face | 1 | 6 | 19.2 | 19.4 | 0.092 | YES |
| N130 | 5G N41 | DFT-s-OFDM QPSK | 100M | 509202 | 135 | 67 | Rear Face | 1 | 6 | 19.2 | 19.4 | 0.114 | YES |
| N131 | 5G N41 | DFT-s-OFDM QPSK | 100M | 509202 | 135 | 67 | Right Side | 1 | 6 | 19.2 | 19.4 | 0.250 | YES |
| N132 | 5G N41 | DFT-s-OFDM QPSK | 100M | 509202 | 135 | 67 | Top Side | 1 | 6 | 19.2 | 19.4 | 0.025 | YES |
| N133 | 5G N41 | DFT-s-OFDM QPSK | 100M | 509202 | 270 | 0 | Front Face | 1 | 6 | 19.2 | 19.25 | 0.070 | YES |
| N134 | 5G N41 | DFT-s-OFDM QPSK | 100M | 509202 | 270 | 0 | Rear Face | 1 | 6 | 19.2 | 19.25 | 0.119 | YES |
| N135 | 5G N41 | DFT-s-OFDM QPSK | 100M | 509202 | 270 | 0 | Right Side | 1 | 6 | 19.2 | 19.25 | 0.201 | YES |
| N136 | 5G N41 | DFT-s-OFDM QPSK | 100M | 509202 | 270 | 0 | Top Side | 1 | 6 | 19.2 | 19.25 | 0.019 | YES |
| N137 | 5G N41 | DFT-s-OFDM QPSK | 100M | 518598 | 1 | 271 | Right Side | 1 | 6 | 19.2 | 19.35 | 0.085 | YES |
| N139 | 5G N66 | DFT-s-OFDM QPSK | 20M | 349000 | 50 | 25 | Front Face | 1 | 3 | 23.7 | 23.03 | 0.245 | YES |
| N140 | 5G N66 | DFT-s-OFDM QPSK | 20M | 349000 | 50 | 25 | Rear Face | 1 | 3 | 23.7 | 23.03 | 0.232 | YES |
| N141 | 5G N66 | DFT-s-OFDM QPSK | 20M | 349000 | 50 | 25 | Right Side | 1 | 3 | 23.7 | 23.03 | 0.105 | YES |
| N142 | 5G N66 | DFT-s-OFDM QPSK | 20M | 349000 | 50 | 25 | Bottom Side | 1 | 3 | 23.7 | 23.03 | 0.466 | YES |
| N143 | 5G N66 | DFT-s-OFDM QPSK | 20M | 349000 | 100 | 0 | Front Face | 1 | 3 | 23.7 | 22.63 | 0.244 | YES |
| N144 | 5G N66 | DFT-s-OFDM QPSK | 20M | 349000 | 100 | 0 | Rear Face | 1 | 3 | 23.7 | 22.63 | 0.212 | YES |
| N145 | 5G N66 | DFT-s-OFDM QPSK | 20M | 349000 | 100 | 0 | Right Side | 1 | 3 | 23.7 | 22.63 | 0.105 | YES |
| N146 | 5G N66 | DFT-s-OFDM QPSK | 20M | 349000 | 100 | 0 | Bottom Side | 1 | 3 | 23.7 | 22.63 | 0.403 | YES |
| N147 | 5G N66 | DFT-s-OFDM QPSK | 20M | 349000 | 1 | 104 | Bottom Side | 1 | 3 | 23.7 | 22.85 | 0.451 | YES |

| Test No. | Band | Mode | BW | Channel | RB | offset | Test Position | Separation Distance (cm) | Ant | Maximum Tune-up (dBm) | Conducted Power (dBm) | SAR 10g (W/kg) | Product Specific 10-g SAR Exclusion |
|----------|--------|-----------------|-----|---------|-----|--------|---------------|--------------------------|-----|-----------------------|-----------------------|----------------|-------------------------------------|
| N149 | 5G N66 | DFT-s-OFDM QPSK | 20M | 354000 | 1 | 104 | Front Face | 1 | 4 | 19.5 | 19.43 | 0.117 | YES |
| N150 | 5G N66 | DFT-s-OFDM QPSK | 20M | 354000 | 1 | 104 | Rear Face | 1 | 4 | 19.5 | 19.43 | 0.256 | YES |
| N151 | 5G N66 | DFT-s-OFDM QPSK | 20M | 354000 | 1 | 104 | Left Side | 1 | 4 | 19.5 | 19.43 | 0.047 | YES |
| N152 | 5G N66 | DFT-s-OFDM QPSK | 20M | 354000 | 1 | 104 | Top Side | 1 | 4 | 19.5 | 19.43 | 0.305 | YES |
| N153 | 5G N66 | DFT-s-OFDM QPSK | 20M | 344000 | 100 | 0 | Front Face | 1 | 4 | 19.5 | 19.35 | 0.096 | YES |
| N154 | 5G N66 | DFT-s-OFDM QPSK | 20M | 344000 | 100 | 0 | Rear Face | 1 | 4 | 19.5 | 19.35 | 0.208 | YES |
| N155 | 5G N66 | DFT-s-OFDM QPSK | 20M | 344000 | 100 | 0 | Left Side | 1 | 4 | 19.5 | 19.35 | 0.044 | YES |
| N156 | 5G N66 | DFT-s-OFDM QPSK | 20M | 344000 | 100 | 0 | Top Side | 1 | 4 | 19.5 | 19.35 | 0.189 | YES |
| N157 | 5G N66 | DFT-s-OFDM QPSK | 20M | 354000 | 1 | 1 | Top Side | 1 | 4 | 19.5 | 19.4 | 0.242 | YES |
| N159 | 5G N66 | DFT-s-OFDM QPSK | 20M | 354000 | 50 | 25 | Front Face | 1 | 5 | 23.5 | 22.55 | 0.142 | YES |
| N160 | 5G N66 | DFT-s-OFDM QPSK | 20M | 354000 | 50 | 25 | Rear Face | 1 | 5 | 23.5 | 22.55 | 0.266 | YES |
| N161 | 5G N66 | DFT-s-OFDM QPSK | 20M | 354000 | 50 | 25 | Left Side | 1 | 5 | 23.5 | 22.55 | 0.287 | YES |
| N162 | 5G N66 | DFT-s-OFDM QPSK | 20M | 354000 | 50 | 25 | Top Side | 1 | 5 | 23.5 | 22.55 | 0.085 | YES |
| N163 | 5G N66 | DFT-s-OFDM QPSK | 20M | 354000 | 2 | 0 | Front Face | 1 | 5 | 22.5 | 22.43 | 0.095 | YES |
| N164 | 5G N66 | DFT-s-OFDM QPSK | 20M | 354000 | 2 | 0 | Rear Face | 1 | 5 | 22.5 | 22.43 | 0.259 | YES |
| N165 | 5G N66 | DFT-s-OFDM QPSK | 20M | 354000 | 2 | 0 | Left Side | 1 | 5 | 22.5 | 22.43 | 0.236 | YES |
| N166 | 5G N66 | DFT-s-OFDM QPSK | 20M | 354000 | 2 | 0 | Top Side | 1 | 5 | 22.5 | 22.43 | 0.065 | YES |
| N167 | 5G N66 | DFT-s-OFDM QPSK | 20M | 354000 | 1 | 104 | Left Side | 1 | 5 | 23.5 | 22.42 | 0.285 | YES |
| N169 | 5G N66 | DFT-s-OFDM QPSK | 20M | 344000 | 50 | 25 | Front Face | 1 | 6 | 23 | 21.75 | 0.051 | YES |
| N170 | 5G N66 | DFT-s-OFDM QPSK | 20M | 344000 | 50 | 25 | Rear Face | 1 | 6 | 23 | 21.75 | 0.092 | YES |
| N171 | 5G N66 | DFT-s-OFDM QPSK | 20M | 344000 | 50 | 25 | Right Side | 1 | 6 | 23 | 21.75 | 0.172 | YES |
| N172 | 5G N66 | DFT-s-OFDM QPSK | 20M | 344000 | 50 | 25 | Top Side | 1 | 6 | 23 | 21.75 | 0.009 | YES |
| N173 | 5G N66 | DFT-s-OFDM QPSK | 20M | 344000 | 100 | 0 | Front Face | 1 | 6 | 22 | 21.62 | 0.052 | YES |
| N174 | 5G N66 | DFT-s-OFDM QPSK | 20M | 344000 | 100 | 0 | Rear Face | 1 | 6 | 22 | 21.62 | 0.093 | YES |
| N175 | 5G N66 | DFT-s-OFDM QPSK | 20M | 344000 | 100 | 0 | Right Side | 1 | 6 | 22 | 21.62 | 0.137 | YES |
| N176 | 5G N66 | DFT-s-OFDM QPSK | 20M | 344000 | 100 | 0 | Top Side | 1 | 6 | 22 | 21.62 | 0.009 | YES |
| N177 | 5G N66 | DFT-s-OFDM QPSK | 20M | 344000 | 1 | 1 | Right Side | 1 | 6 | 23 | 21.59 | 0.150 | YES |

| Band | Mode | BW | Channel | RB | offset | Test Position | Separation Distance (cm) | Ant | Maximum Tune-up (dBm) | Conducted Power (dBm) | SAR 10g (W/kg) | Product Specific 10-g SAR Exclusion |
|--------|-----------------|------|---------|-----|--------|---------------|--------------------------|-----|-----------------------|-----------------------|----------------|-------------------------------------|
| 5G N38 | DFT-s-OFDM QPSK | 20M | 516000 | 25 | 12 | Front Face | 1 | 4 | 18.7 | 18.56 | 0.120 | YES |
| 5G N38 | DFT-s-OFDM QPSK | 20M | 516000 | 25 | 12 | Rear Face | 1 | 4 | 18.7 | 18.56 | 0.229 | YES |
| 5G N38 | DFT-s-OFDM QPSK | 20M | 516000 | 25 | 12 | Left Side | 1 | 4 | 18.7 | 18.56 | 0.063 | YES |
| 5G N38 | DFT-s-OFDM QPSK | 20M | 516000 | 25 | 12 | Top Side | 1 | 4 | 18.7 | 18.56 | 0.280 | YES |
| 5G N38 | DFT-s-OFDM QPSK | 20M | 522000 | 1 | 50 | Front Face | 1 | 4 | 18.7 | 18.55 | 0.123 | YES |
| 5G N38 | DFT-s-OFDM QPSK | 20M | 522000 | 1 | 50 | Rear Face | 1 | 4 | 18.7 | 18.55 | 0.194 | YES |
| 5G N38 | DFT-s-OFDM QPSK | 20M | 522000 | 1 | 50 | Left Side | 1 | 4 | 18.7 | 18.55 | 0.065 | YES |
| 5G N38 | DFT-s-OFDM QPSK | 20M | 522000 | 1 | 50 | Top Side | 1 | 4 | 18.7 | 18.55 | 0.267 | YES |
| 5G N41 | DFT-s-OFDM QPSK | 100M | 509202 | 1 | 271 | Front Face | 1 | 4 | 18.7 | 18.53 | 0.171 | YES |
| 5G N41 | DFT-s-OFDM QPSK | 100M | 509202 | 1 | 271 | Rear Face | 1 | 4 | 18.7 | 18.53 | 0.227 | YES |
| 5G N41 | DFT-s-OFDM QPSK | 100M | 509202 | 1 | 271 | Left Side | 1 | 4 | 18.7 | 18.53 | 0.069 | YES |
| 5G N41 | DFT-s-OFDM QPSK | 100M | 509202 | 1 | 271 | Top Side | 1 | 4 | 18.7 | 18.53 | 0.288 | YES |
| 5G N41 | DFT-s-OFDM QPSK | 100M | 518598 | 1 | 0 | Front Face | 1 | 4 | 18.7 | 18.49 | 0.178 | YES |
| 5G N41 | DFT-s-OFDM QPSK | 100M | 518598 | 1 | 0 | Rear Face | 1 | 4 | 18.7 | 18.49 | 0.216 | YES |
| 5G N41 | DFT-s-OFDM QPSK | 100M | 518598 | 1 | 0 | Left Side | 1 | 4 | 18.7 | 18.49 | 0.048 | YES |
| 5G N41 | DFT-s-OFDM QPSK | 100M | 518598 | 1 | 0 | Top Side | 1 | 4 | 18.7 | 18.49 | 0.293 | YES |
| 5G N41 | DFT-s-OFDM QPSK | 100M | 509202 | 135 | 67 | Top Side | 1 | 4 | 18.7 | 18.52 | 0.275 | YES |
| 5G N66 | DFT-s-OFDM QPSK | 20M | 354000 | 50 | 25 | Front Face | 1 | 5 | 20.5 | 20.39 | 0.115 | YES |
| 5G N66 | DFT-s-OFDM QPSK | 20M | 354000 | 50 | 25 | Rear Face | 1 | 5 | 20.5 | 20.39 | 0.105 | YES |
| 5G N66 | DFT-s-OFDM QPSK | 20M | 354000 | 50 | 25 | Left Side | 1 | 5 | 20.5 | 20.39 | 0.160 | YES |
| 5G N66 | DFT-s-OFDM QPSK | 20M | 354000 | 50 | 25 | Top Side | 1 | 5 | 20.5 | 20.39 | 0.032 | YES |
| 5G N66 | DFT-s-OFDM QPSK | 20M | 354000 | 2 | 0 | Front Face | 1 | 5 | 20.5 | 20.35 | 0.076 | YES |
| 5G N66 | DFT-s-OFDM QPSK | 20M | 354000 | 2 | 0 | Rear Face | 1 | 5 | 20.5 | 20.35 | 0.102 | YES |
| 5G N66 | DFT-s-OFDM QPSK | 20M | 354000 | 2 | 0 | Left Side | 1 | 5 | 20.5 | 20.35 | 0.149 | YES |
| 5G N66 | DFT-s-OFDM QPSK | 20M | 354000 | 2 | 0 | Top Side | 1 | 5 | 20.5 | 20.35 | 0.034 | YES |
| 5G N66 | DFT-s-OFDM QPSK | 20M | 354000 | 1 | 104 | Left Side | 1 | 5 | 20.5 | 20.27 | 0.158 | YES |

Product specific 10-g SAR test results of WiFi

| Test No. | Band | Channel | Test Position | Separation Distance (cm) | Ant | Maximum Tune-up (dBm) | Conducted Power (dBm) | SAR 10g (W/kg) | Product Specific 10-g SAR Exclusion |
|----------|----------------|---------|---------------|--------------------------|-----|-----------------------|-----------------------|----------------|-------------------------------------|
| | 802.11b | 1 | Front Face | 1 | 8 | 17 | 16.82 | 0.095 | YES |
| | 802.11b | 1 | Rear Face | 1 | 8 | 17 | 16.82 | 0.068 | YES |
| | 802.11b | 1 | Right Side | 1 | 8 | 17 | 16.82 | 0.046 | YES |
| 25 | 802.11b | 1 | Top Side | 1 | 8 | 17 | 16.82 | 0.107 | YES |
| | 802.11b | 6 | Front Face | 1 | 2 | 17 | 16.78 | 0.008 | YES |
| | 802.11b | 6 | Rear Face | 1 | 2 | 17 | 16.78 | 0.010 | YES |
| 26 | 802.11b | 6 | Right Side | 1 | 2 | 17 | 16.78 | 0.019 | YES |
| | 802.11b | 6 | Top Side | 1 | 2 | 17 | 16.78 | 0.004 | YES |
| | 802.11ac VHT80 | 42 | Front Face | 1 | 7 | 16 | 15.78 | 0.038 | YES |
| | 802.11ac VHT80 | 42 | Rear Face | 1 | 7 | 16 | 15.78 | 0.101 | YES |
| | 802.11ac VHT80 | 42 | Right Side | 1 | 7 | 16 | 15.78 | 0.012 | YES |
| 28 | 802.11ac VHT80 | 42 | Top Side | 1 | 7 | 16 | 15.78 | 0.175 | YES |
| | 802.11ac VHT80 | 42 | Front Face | 1 | 9 | 16 | 15.75 | 0.017 | YES |
| 29 | 802.11ac VHT80 | 42 | Rear Face | 1 | 9 | 16 | 15.75 | 0.089 | YES |
| | 802.11ac VHT80 | 42 | Left Side | 1 | 9 | 16 | 15.75 | 0.070 | YES |
| | 802.11ac VHT80 | 42 | Top Side | 1 | 9 | 16 | 15.75 | 0.033 | YES |
| | 802.11ac VHT80 | 155 | Front Face | 1 | 7 | 17 | 16.89 | 0.049 | YES |
| | 802.11ac VHT80 | 155 | Rear Face | 1 | 7 | 17 | 16.89 | 0.112 | YES |
| | 802.11ac VHT80 | 155 | Right Side | 1 | 7 | 17 | 16.89 | 0.025 | YES |
| 34 | 802.11ac VHT80 | 155 | Top Side | 1 | 7 | 17 | 16.89 | 0.194 | YES |
| | 802.11ac VHT80 | 155 | Front Face | 1 | 9 | 17 | 16.83 | 0.036 | YES |
| | 802.11ac VHT80 | 155 | Rear Face | 1 | 9 | 17 | 16.83 | 0.048 | YES |
| 35 | 802.11ac VHT80 | 155 | Left Side | 1 | 9 | 17 | 16.83 | 0.086 | YES |
| | 802.11ac VHT80 | 155 | Top Side | 1 | 9 | 17 | 16.83 | 0.028 | YES |

| Test No. | Band | Channel | Test Position | Separation Distance (cm) | Ant | Maximum Tune-up (dBm) | Conducted Power (dBm) | SAR 10g (W/kg) | Product Specific 10-g SAR Exclusion |
|----------|----------------|---------|---------------|--------------------------|-----|-----------------------|-----------------------|----------------|-------------------------------------|
| | 802.11ac VHT80 | 155 | Front Face | 1 | 7 | 16 | 15.84 | 0.038 | YES |
| | 802.11ac VHT80 | 155 | Rear Face | 1 | 7 | 16 | 15.84 | 0.094 | YES |
| | 802.11ac VHT80 | 155 | Right Side | 1 | 7 | 16 | 15.84 | 0.022 | YES |
| 36 | 802.11ac VHT80 | 155 | Top Side | 1 | 7 | 16 | 15.84 | 0.157 | YES |

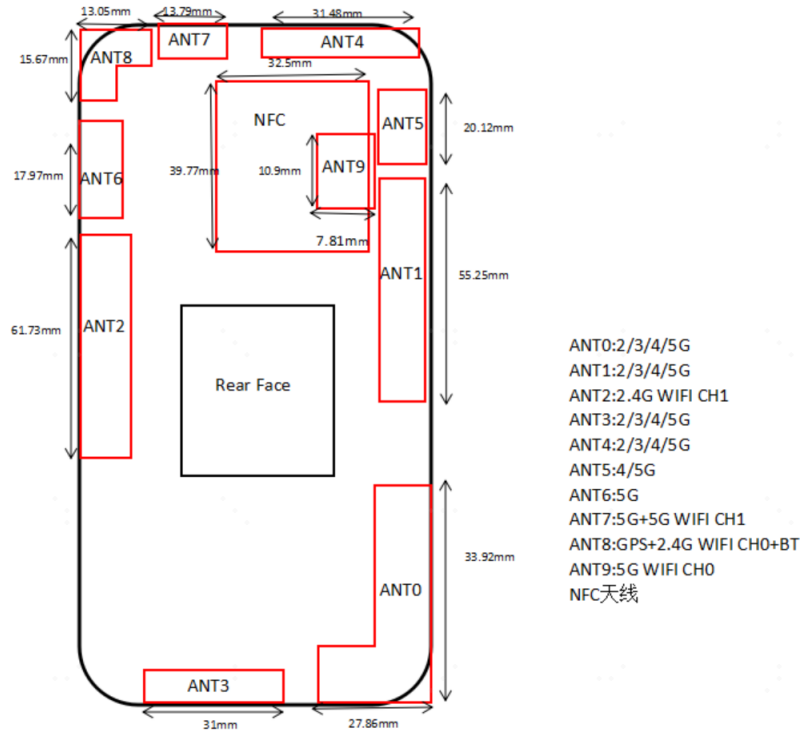
Note: The value with boldface is the maximum SAR Value of each test band.

9. SIMULTANEOUS TRANSMISSION CONDITIONS

9.1 MULTIPLE TRANSMITTER EVALUATION

The following tables list information which is relevant for the decision if a simultaneous transmit evaluation is necessary according to FCC KDB 447498D01 General RF Exposure Guidance v06.

The location of the antenna inside EUT as below:



9.2 STAND-ALONE SAR TEST EXCLUSION

Per FCC KDB 447498 D01, SAR compliance for simultaneous transmission must be considered when the maximum duration of overlapping transmissions, including network hand-offs, is greater than 30 seconds. This device contains multiple transmitters that may operate simultaneously, and therefore requires a simultaneous transmission analysis.

The Simultaneous Transmission Possibilities of this device are as below:

| NO. | Simultaneous Tx Combination | Head | Body-worn (15mm) | Hotspot (10mm) | Product specific 10-g (0mm) |
|-----|--------------------------------|------|------------------|----------------|-----------------------------|
| 1 | GSM/UMTS/LTE/5G NR + 2.4G WIFI | Yes | Yes | Yes | Yes |
| 2 | GSM/UMTS/LTE/5G NR + 5G WIFI | Yes | Yes | Yes | Yes |
| 3 | GSM/UMTS/LTE/5G NR + BT | Yes | Yes | No | Yes |
| 4 | LTE + 5G NR | Yes | Yes | Yes | Yes |
| 5 | LTE + 5G NR + 2.4G WIFI | Yes | Yes | Yes | Yes |
| 6 | LTE + 5G NR + 5G WIFI | Yes | Yes | No | Yes |
| 7 | LTE + 5G NR + BT | Yes | Yes | No | Yes |

9.3 SIMULTANEOUS TRANSMISSION CONDITIONS

KDB 447498 D01 General RF Exposure Guidance v06, introduces a new formula for calculating the SAR to Peak Location Ratio (SPLSR) between pairs of simultaneously transmitting antennas:

$$SPLSR = (SAR_1 + SAR_2)^{1.5} / R_i$$

Where:

SAR₁ is the highest Reported or estimated SAR for the first of a pair of simultaneous transmitting antennas, in a specific test operating mode and exposure condition

SAR₂ is the highest Reported or estimated SAR for the second of a pair of simultaneous transmitting antennas, in the same test operating mode and exposure condition as the first

R_i is the separation distance between the pair of simultaneous transmitting antennas. When the SAR is measured, for both antennas in the pair, it is determined by the actual x, y and z coordinates in the 1-g SAR for each SAR peak location, based on the extrapolated and interpolated result in the zoom scan measurement, using the formula of $[(x_1-x_2)^2 + (y_1-y_2)^2 + (z_1-z_2)^2]$

A new threshold of 0.04 is also introduced in the KDB. Thus, in order for a pair of simultaneous transmitting antennas with the sum of 1-g SAR > 1.6 W/kg to qualify for exemption from Simultaneous Transmission SAR measurements, it has to satisfy the condition of:

$$(SAR_1 + SAR_2)^{1.5} / R_i \leq 0.04$$

9.4 SAR SUMMATION SCENARIO

The MAX $\sum SAR_{1g}$ for Head & Body & Hotspot is under the 1.6 W/Kg, the MAX $\sum SAR_{10g}$ for Product Specific 10-g is under the 4 W/Kg.

Head: 1.497 W/Kg

Body: 1.484 W/Kg

Hotspot: 1.482 W/Kg

Product Specific 10-g: 1.567 W/Kg

The detail calculations refer to Appendix F.

APPENDIX**1. TEST LAYOUT****Specific Absorption Rate Test Layout****Liquid depth in the flat Phantom ($\geq 15\text{cm}$ depth)**

HSL_600MHz-10000MHz_Body_19.2cm HSL_600MHz-10000MHz_Head_15.7cm



Appendix A. SAR Plots of System Verification

(Pls See BTL-FCC SAR-1-2208G029_Appendix A.)

Appendix B. SAR Plots of SAR Measurement

(Pls See BTL-FCC SAR-1-2208G029_Appendix B.)

Appendix C. Calibration Certificate

(Pls See BTL-FCC SAR-1-2208G029_Appendix C.)

Appendix D. Photographs of the Test Set-Up

(Pls See BTL-FCC SAR-1-2208G029_Appendix D.)

Appendix E. Conducted Power Measurement Result

(Pls See BTL-FCC SAR-1-2208G029_Appendix E.)

Appendix F. Simultaneous Transmission SAR Calculation

(Pls See BTL-FCC SAR-1-2208G029_Appendix F.)

End of Test Report