

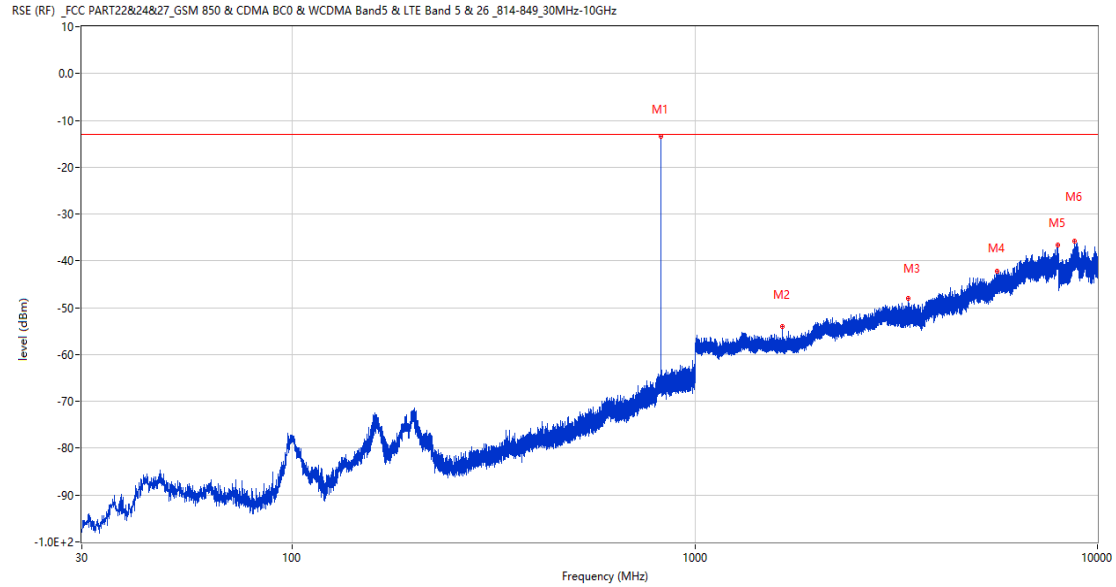
A.7 Field Strength of Spurious Radiation

GSM

1 GSM 850

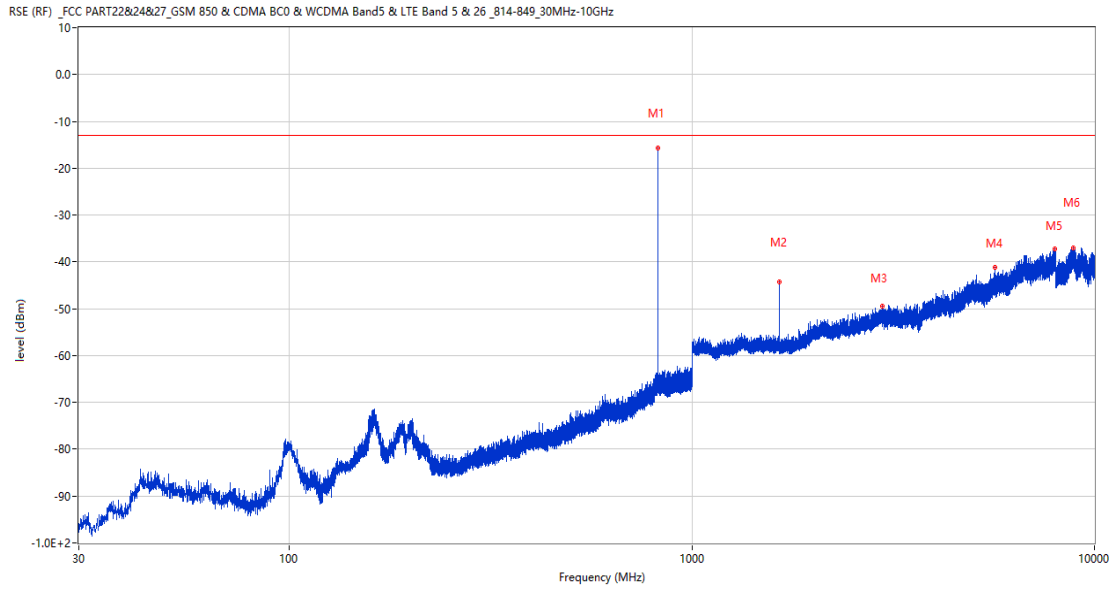
1.1 GSM 850 Low Channel

RSE-H&H GSM 850 CH128



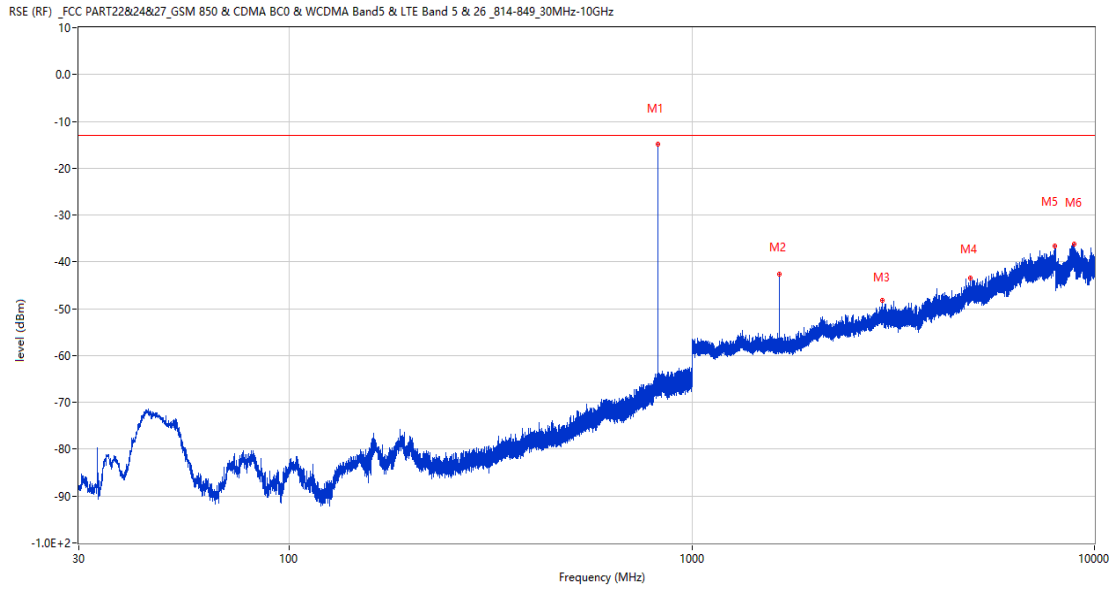
Frequency (MHz)	Result (dBm)	Factor (dB)	PK Limit (dBm)	Over Limit (dB)	Table (o)	ANT	EUT	Verdict
824.188	-13.45	6.91	-13.0	-0.45	41.00	Horizontal	Horizontal	N/A
1649.200	-54.10	-3.69	-13.0	-41.10	243.00	Horizontal	Horizontal	Pass
3386.750	-47.98	6.71	-13.0	-34.98	144.00	Horizontal	Horizontal	Pass
5646.000	-42.30	13.36	-13.0	-29.30	271.00	Horizontal	Horizontal	Pass
7992.000	-36.53	18.51	-13.0	-23.53	16.00	Horizontal	Horizontal	Pass
8792.700	-35.85	19.44	-13.0	-22.85	360.00	Horizontal	Horizontal	Pass

RSE-H&V GSM 850 CH128



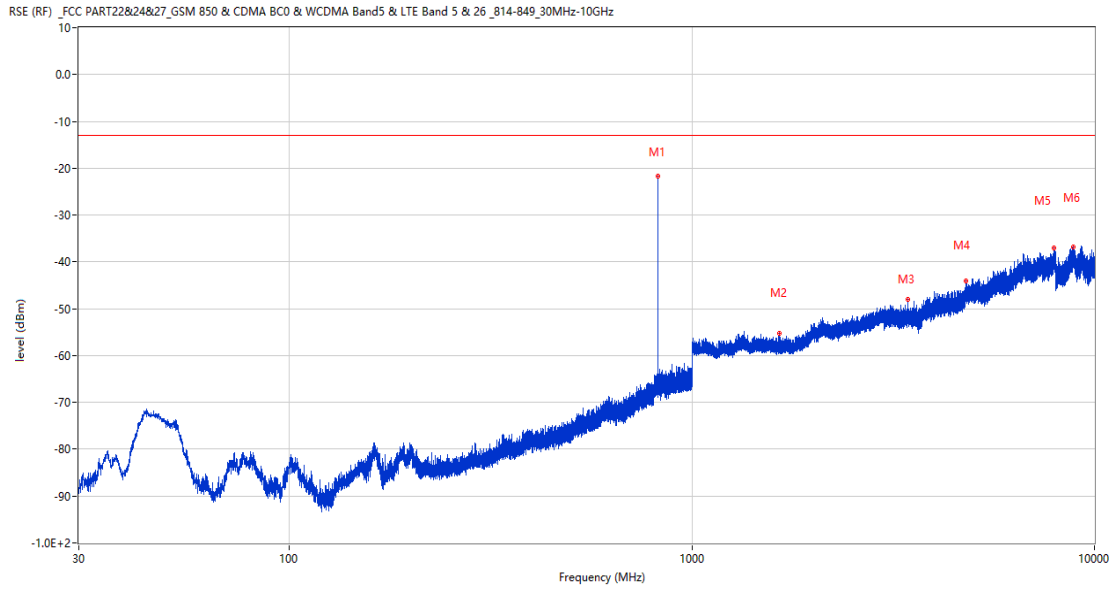
Frequency (MHz)	Result (dBm)	Factor (dB)	PK Limit (dBm)	Over Limit (dB)	Table (o)	ANT	EUT	Verdict
824.139	-15.71	6.90	-13.0	-2.71	172.00	Horizontal	Vertical	N/A
1649.100	-44.37	-3.69	-13.0	-31.37	322.00	Horizontal	Vertical	Pass
2968.100	-49.51	4.63	-13.0	-36.51	229.00	Horizontal	Vertical	Pass
5664.500	-41.13	13.37	-13.0	-28.13	174.00	Horizontal	Vertical	Pass
7978.250	-37.28	18.18	-13.0	-24.28	141.00	Horizontal	Vertical	Pass
8854.400	-36.98	20.31	-13.0	-23.98	0.00	Horizontal	Vertical	Pass

RSE-V&V GSM 850 CH128



Frequency (MHz)	Result (dBm)	Factor (dB)	PK Limit (dBm)	Over Limit (dB)	Table (o)	ANT	EUT	Verdict
824.188	-15.19	6.91	-13.0	-2.19	164.00	Vertical	Vertical	N/A
1649.300	-42.57	-3.69	-13.0	-29.57	341.00	Vertical	Vertical	Pass
2974.800	-48.18	4.53	-13.0	-35.18	0.00	Vertical	Vertical	Pass
4914.500	-43.44	13.22	-13.0	-30.44	193.00	Vertical	Vertical	Pass
7977.750	-36.62	18.13	-13.0	-23.62	177.00	Vertical	Vertical	Pass
8902.700	-36.28	19.73	-13.0	-23.28	320.00	Vertical	Vertical	Pass

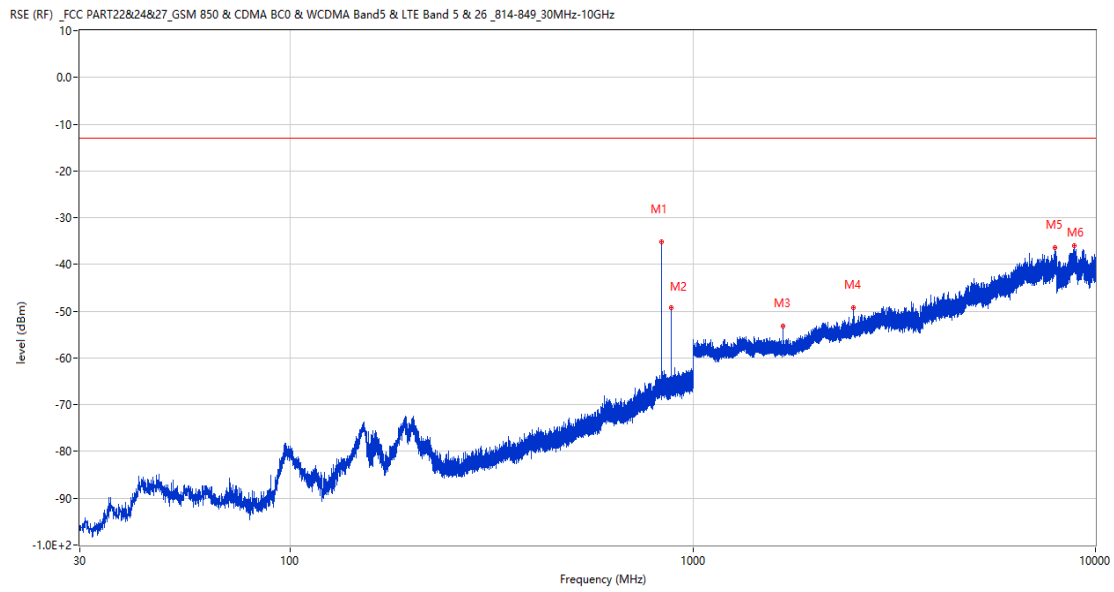
RSE-V&H GSM 850 CH128



Frequency (MHz)	Result (dBm)	Factor (dB)	PK Limit (dBm)	Over Limit (dB)	Table (o)	ANT	EUT	Verdict
824.188	-21.70	6.91	-13.0	-8.70	32.00	Vertical	Horizontal	N/A
1649.200	-55.36	-3.69	-13.0	-42.36	336.00	Vertical	Horizontal	Pass
3445.000	-47.95	7.49	-13.0	-34.95	1.00	Vertical	Horizontal	Pass
4799.250	-44.10	12.54	-13.0	-31.10	79.00	Vertical	Horizontal	Pass
7943.750	-37.10	18.88	-13.0	-24.10	32.00	Vertical	Horizontal	Pass
8861.600	-36.88	20.22	-13.0	-23.88	0.00	Vertical	Horizontal	Pass

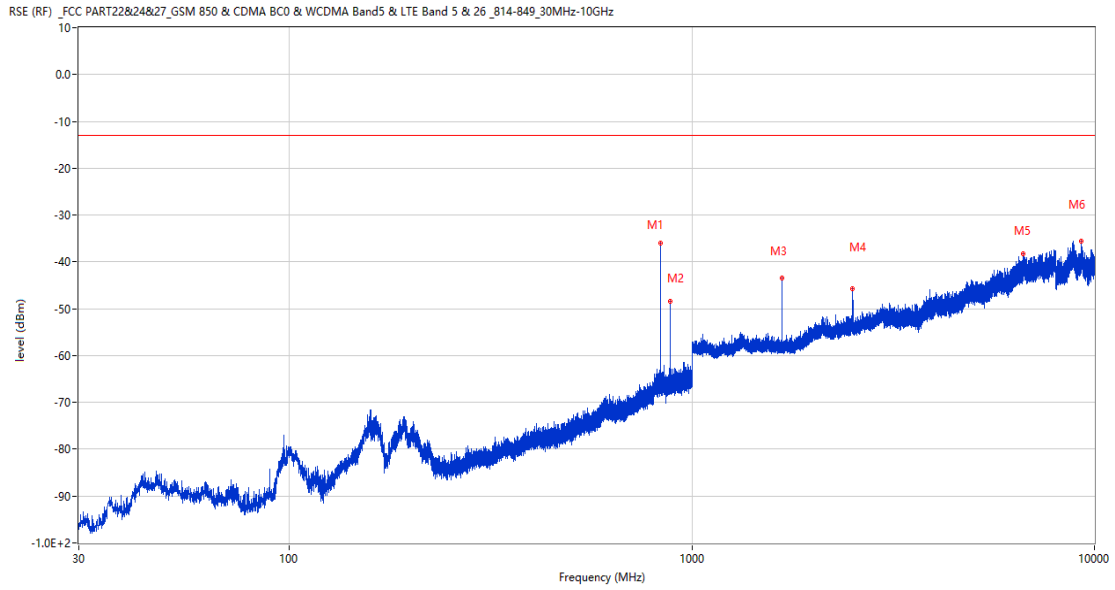
1.2 GSM 850 Middle Channel

RSE-H&H GSM 850 CH190



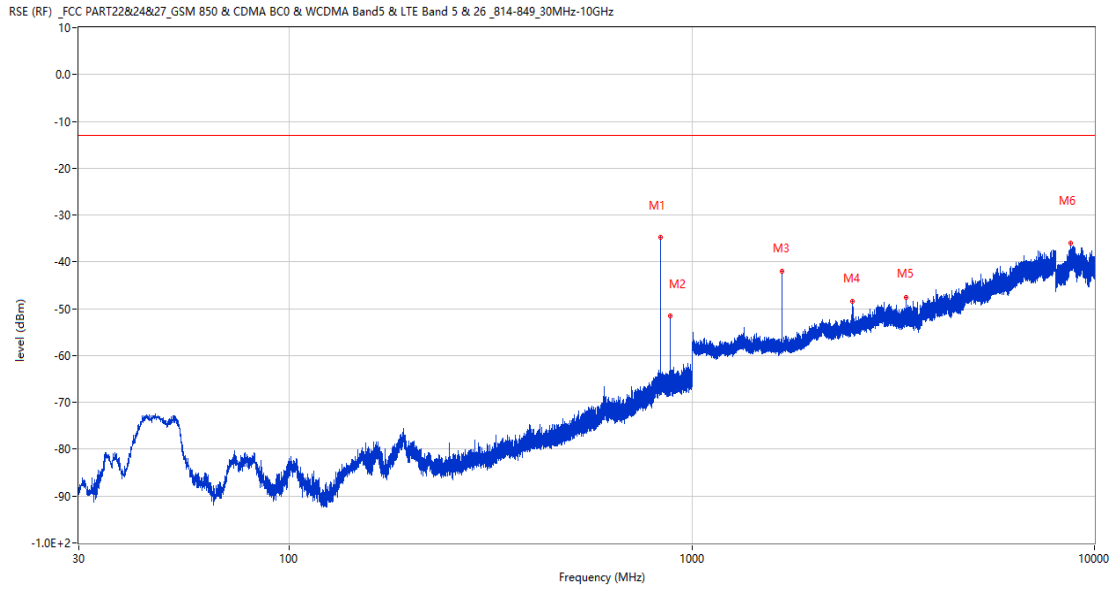
Frequency (MHz)	Result (dBm)	Factor (dB)	PK Limit (dBm)	Over Limit (dB)	Table (o)	ANT	EUT	Verdict
836.604	-35.14	7.13	-13.0	-22.14	289.00	Horizontal	Horizontal	N/A
881.660	-49.18	6.75	-13.0	-36.18	285.00	Horizontal	Horizontal	N/A
1674.200	-53.25	-3.61	-13.0	-40.25	226.00	Horizontal	Horizontal	Pass
2510.800	-49.21	1.47	-13.0	-36.21	220.00	Horizontal	Horizontal	Pass
7926.000	-36.50	18.46	-13.0	-23.50	360.00	Horizontal	Horizontal	Pass
8858.100	-36.09	20.26	-13.0	-23.09	360.00	Horizontal	Horizontal	Pass

RSE-H&V GSM 850 CH190



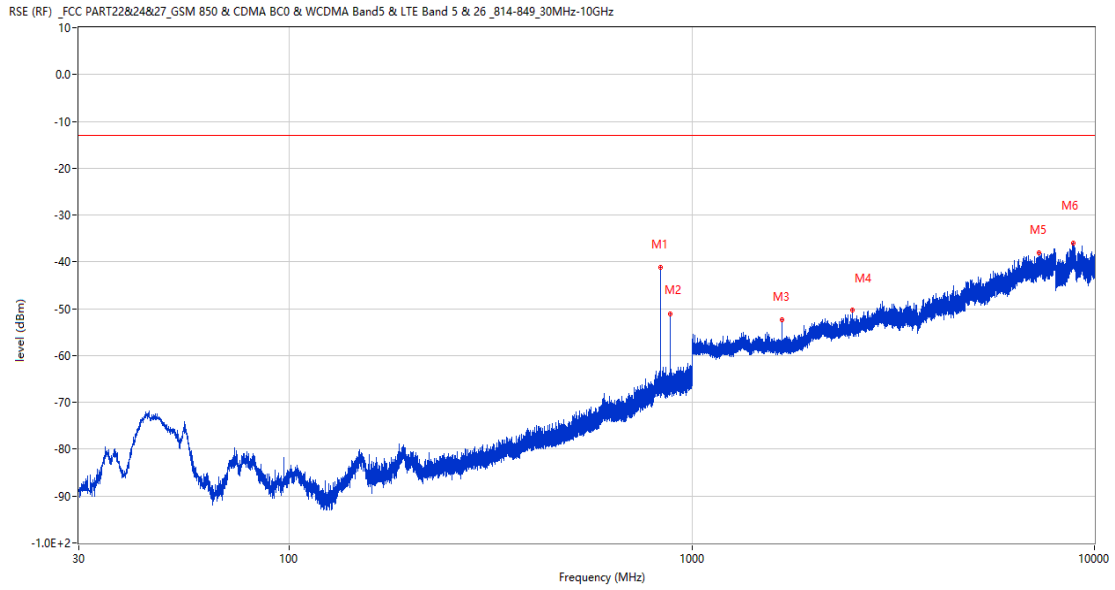
Frequency (MHz)	Result (dBm)	Factor (dB)	PK Limit (dBm)	Over Limit (dB)	Table (o)	ANT	EUT	Verdict
836.652	-35.90	7.13	-13.0	-22.90	167.00	Horizontal	Vertical	N/A
881.612	-48.49	6.75	-13.0	-35.49	90.00	Horizontal	Vertical	N/A
1674.100	-47.75	-3.61	-13.0	-34.75	68.00	Horizontal	Vertical	Pass
2510.500	-45.77	1.49	-13.0	-32.77	244.00	Horizontal	Vertical	Pass
6666.250	-38.24	16.49	-13.0	-25.24	208.00	Horizontal	Vertical	Pass
9290.299	-35.64	19.54	-13.0	-22.64	273.00	Horizontal	Vertical	Pass

RSE-V&V GSM 850 CH190



Frequency (MHz)	Result (dBm)	Factor (dB)	PK Limit (dBm)	Over Limit (dB)	Table (o)	ANT	EUT	Verdict
836.652	-34.69	7.13	-13.0	-21.69	138.00	Vertical	Vertical	N/A
881.660	-51.61	6.75	-13.0	-38.61	198.00	Vertical	Vertical	N/A
1674.100	-42.58	-3.61	-13.0	-29.58	20.00	Vertical	Vertical	Pass
2510.200	-48.35	1.50	-13.0	-35.35	356.00	Vertical	Vertical	Pass
3411.250	-47.62	6.62	-13.0	-34.62	129.00	Vertical	Vertical	Pass
8731.600	-35.96	19.05	-13.0	-22.96	211.00	Vertical	Vertical	Pass

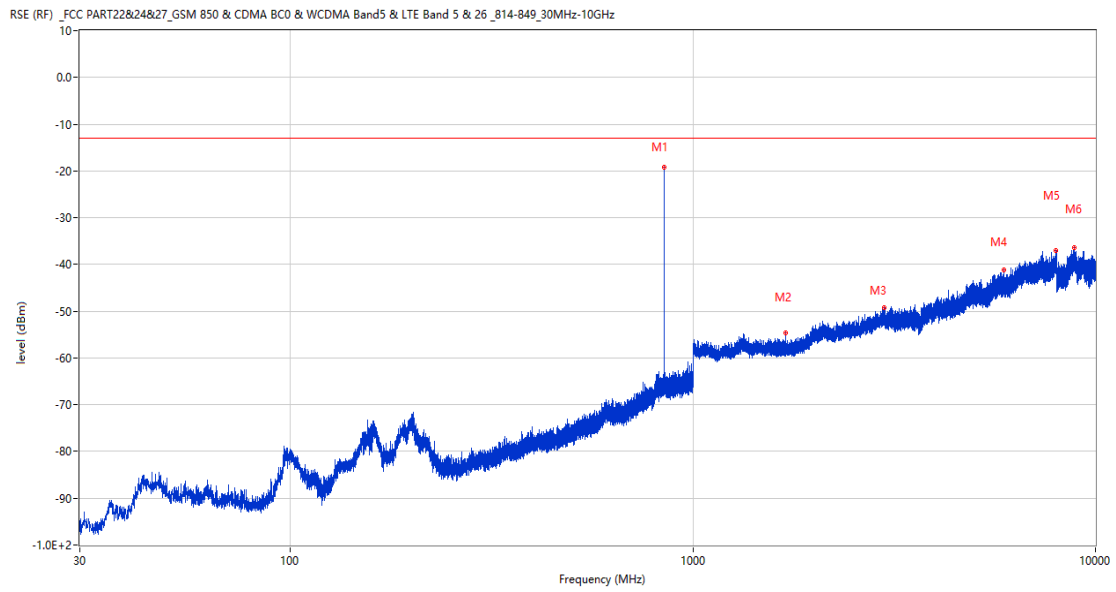
RSE-V&H GSM 850 CH190



Frequency (MHz)	Result (dBm)	Factor (dB)	PK Limit (dBm)	Over Limit (dB)	Table (o)	ANT	EUT	Verdict
836.604	-41.17	7.13	-13.0	-28.17	157.00	Vertical	Horizontal	N/A
881.563	-51.18	6.75	-13.0	-38.18	0.00	Vertical	Horizontal	N/A
1674.100	-52.30	-3.61	-13.0	-39.30	81.00	Vertical	Horizontal	Pass
2510.500	-50.34	1.49	-13.0	-37.34	232.00	Vertical	Horizontal	Pass
7297.250	-38.05	16.72	-13.0	-25.05	3.00	Vertical	Horizontal	Pass
8844.701	-36.01	20.27	-13.0	-23.01	37.00	Vertical	Horizontal	Pass

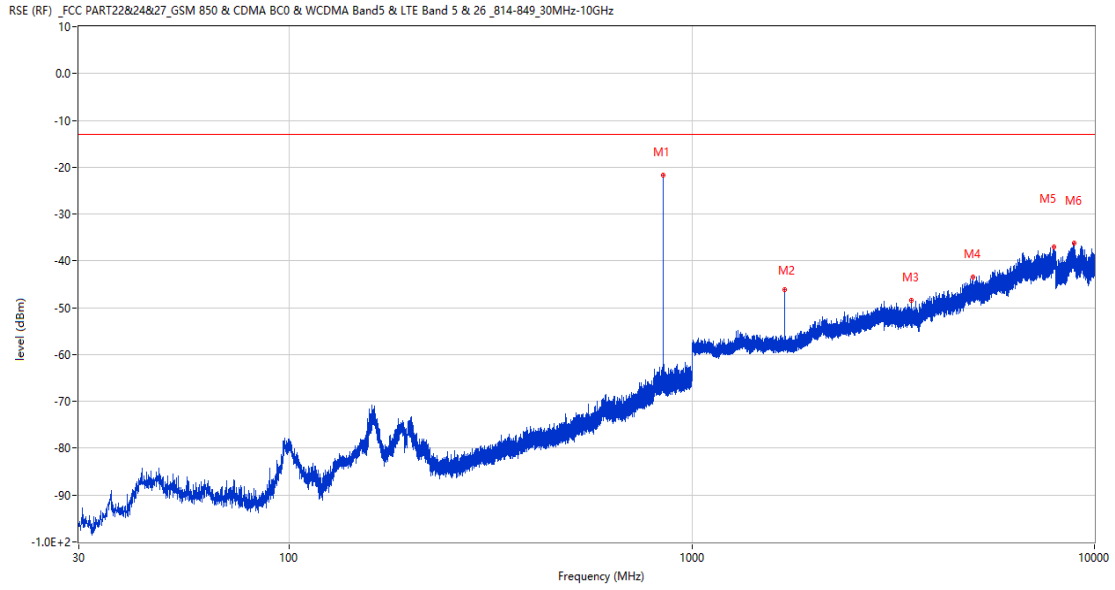
1.3 GSM 850 High Channel

RSE-H&H GSM 850 CH251



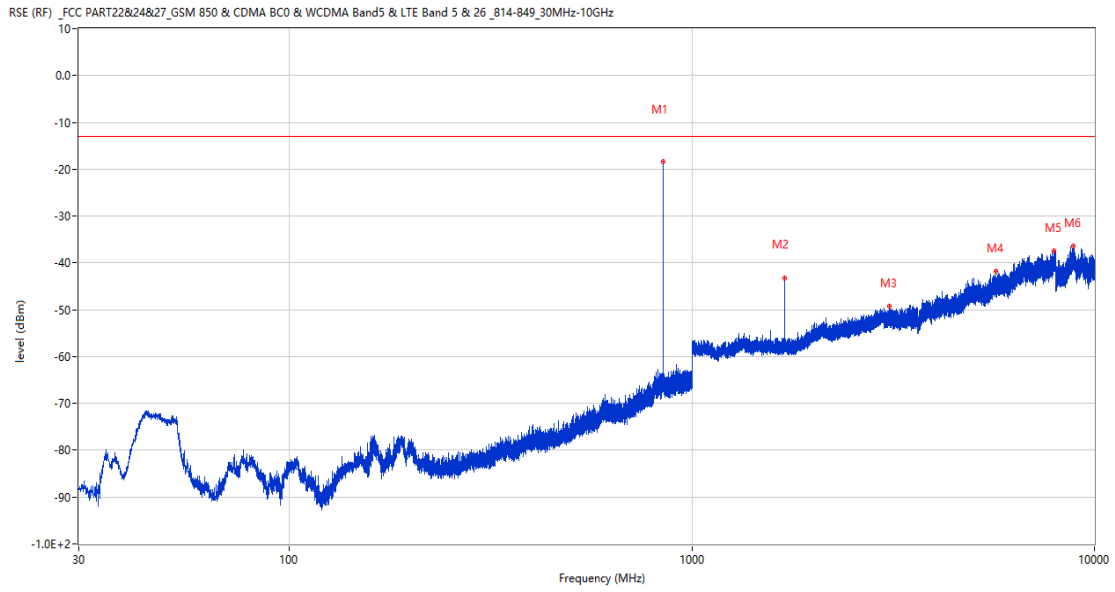
Frequency (MHz)	Result (dBm)	Factor (dB)	PK Limit (dBm)	Over Limit (dB)	Table (o)	ANT	EUT	Verdict
848.874	-19.24	7.31	-13.0	-6.24	35.00	Horizontal	Horizontal	N/A
1698.300	-54.70	-3.59	-13.0	-41.70	321.00	Horizontal	Horizontal	Pass
2990.500	-49.29	4.81	-13.0	-36.29	266.00	Horizontal	Horizontal	Pass
5926.250	-41.14	14.36	-13.0	-28.14	288.00	Horizontal	Horizontal	Pass
7989.250	-36.93	18.40	-13.0	-23.93	191.00	Horizontal	Horizontal	Pass
8861.901	-36.48	20.21	-13.0	-23.48	102.00	Horizontal	Horizontal	Pass

RSE-H&V GSM 850 CH251



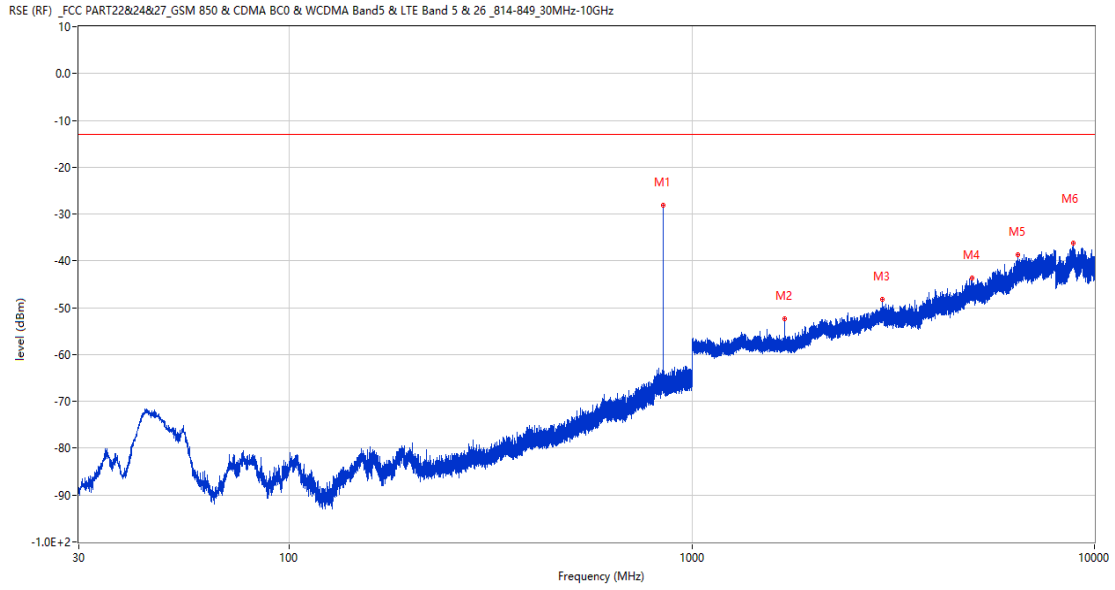
Frequency (MHz)	Result (dBm)	Factor (dB)	PK Limit (dBm)	Over Limit (dB)	Table (o)	ANT	EUT	Verdict
848.825	-21.65	7.31	-13.0	-8.65	164.00	Horizontal	Vertical	N/A
1698.600	-46.15	-3.61	-13.0	-33.15	64.00	Horizontal	Vertical	Pass
3514.250	-48.50	6.54	-13.0	-35.50	1.00	Horizontal	Vertical	Pass
4988.750	-43.46	13.11	-13.0	-30.46	97.00	Horizontal	Vertical	Pass
7921.750	-36.93	18.29	-13.0	-23.93	3.00	Horizontal	Vertical	Pass
8923.900	-36.14	19.60	-13.0	-23.14	274.00	Horizontal	Vertical	Pass

RSE-V&V GSM 850 CH251



Frequency (MHz)	Result (dBm)	Factor (dB)	PK Limit (dBm)	Over Limit (dB)	Table (o)	ANT	EUT	Verdict
848.874	-18.36	7.31	-13.0	-5.36	144.00	Vertical	Vertical	N/A
1698.500	-43.29	-3.60	-13.0	-30.29	349.00	Vertical	Vertical	Pass
3101.500	-49.22	6.40	-13.0	-36.22	1.00	Vertical	Vertical	Pass
5683.500	-41.85	13.75	-13.0	-28.85	37.00	Vertical	Vertical	Pass
7944.500	-37.45	18.88	-13.0	-24.45	286.00	Vertical	Vertical	Pass
8862.900	-36.39	20.20	-13.0	-23.39	265.00	Vertical	Vertical	Pass

RSE-V&H GSM 850 CH251

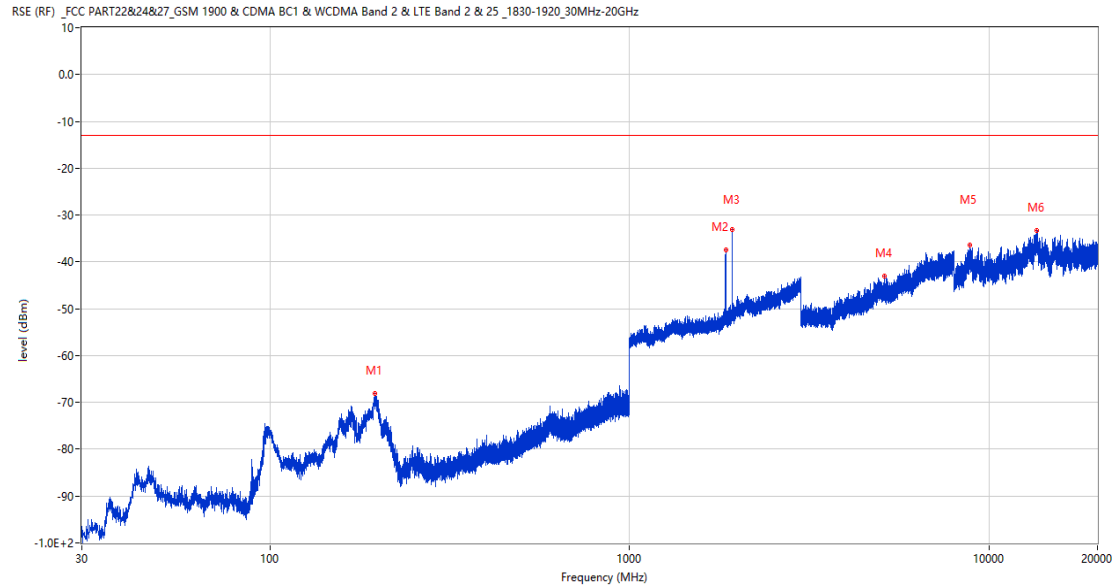


Frequency (MHz)	Result (dBm)	Factor (dB)	PK Limit (dBm)	Over Limit (dB)	Table (o)	ANT	EUT	Verdict
848.825	-28.20	7.31	-13.0	-15.20	144.00	Vertical	Horizontal	N/A
1698.600	-52.44	-3.61	-13.0	-39.44	354.00	Vertical	Horizontal	Pass
2972.700	-48.28	4.55	-13.0	-35.28	298.00	Vertical	Horizontal	Pass
4969.750	-43.69	13.51	-13.0	-30.69	270.00	Vertical	Horizontal	Pass
6466.750	-38.63	16.22	-13.0	-25.63	1.00	Vertical	Horizontal	Pass
8860.100	-36.13	20.24	-13.0	-23.13	102.00	Vertical	Horizontal	Pass

2 GSM 1900

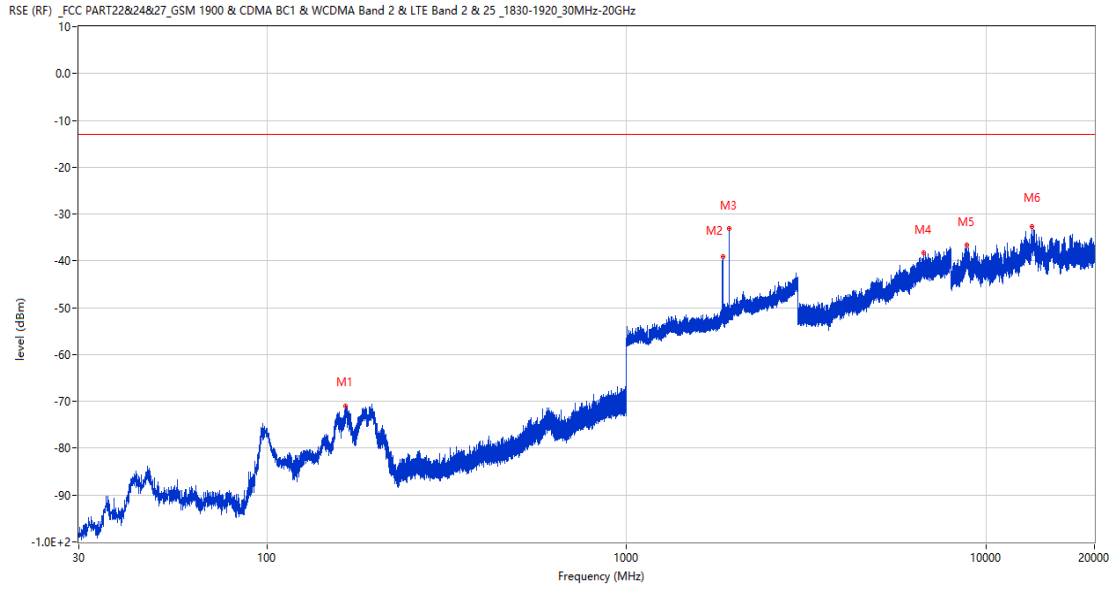
2.1 GSM 1900 Low Channel

RSE-H&H GSM 1900 CH512



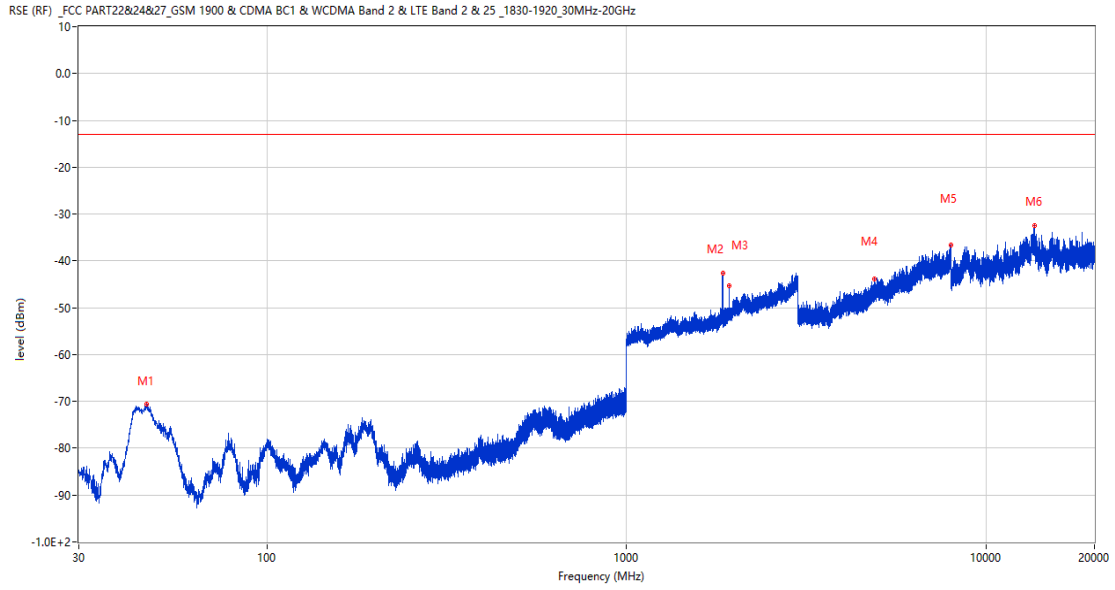
Frequency (MHz)	Result (dBm)	Factor (dB)	PK Limit (dBm)	Over Limit (dB)	Table (o)	ANT	EUT	Verdict
196.064	-68.09	-15.88	-13.0	-55.09	59.00	Horizontal	Horizontal	Pass
1850.100	-37.47	2.53	-13.0	-24.47	0.00	Horizontal	Horizontal	N/A
1930.100	-33.16	3.29	-13.0	-20.16	287.00	Horizontal	Horizontal	N/A
5122.750	-43.13	12.31	-13.0	-30.13	281.00	Horizontal	Horizontal	Pass
8852.150	-36.35	20.33	-13.0	-23.35	257.00	Horizontal	Horizontal	Pass
13534.451	-33.37	24.82	-13.0	-20.37	130.00	Horizontal	Horizontal	Pass

RSE-H&V GSM 1900 CH512



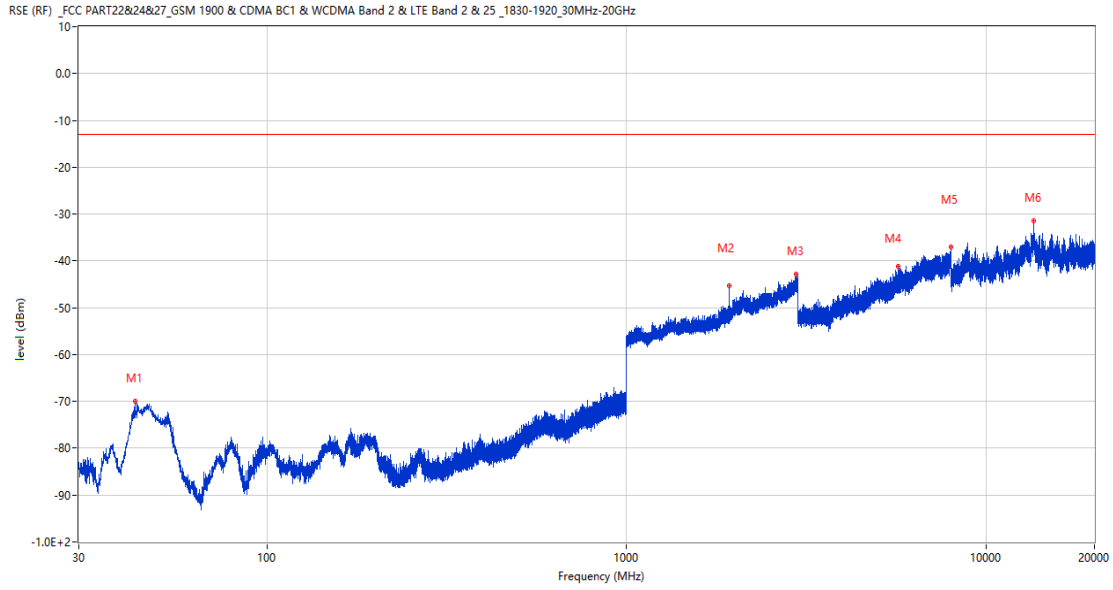
Frequency (MHz)	Result (dBm)	Factor (dB)	PK Limit (dBm)	Over Limit (dB)	Table (o)	ANT	EUT	Verdict
165.072	-71.06	-18.12	-13.0	-58.06	59.00	Horizontal	Vertical	Pass
1850.100	-39.13	2.53	-13.0	-26.13	0.00	Horizontal	Vertical	N/A
1930.000	-33.16	3.32	-13.0	-20.16	302.00	Horizontal	Vertical	N/A
6688.000	-38.17	17.03	-13.0	-25.17	82.00	Horizontal	Vertical	Pass
8831.250	-36.59	20.05	-13.0	-23.59	360.00	Horizontal	Vertical	Pass
13401.775	-32.70	24.84	-13.0	-19.70	31.00	Horizontal	Vertical	Pass

RSE-V&V GSM 1900 CH512



Frequency (MHz)	Result (dBm)	Factor (dB)	PK Limit (dBm)	Over Limit (dB)	Table (o)	ANT	EUT	Verdict
46.296	-70.55	-17.17	-13.0	-57.55	339.00	Vertical	Vertical	Pass
1850.200	-42.60	2.53	-13.0	-29.60	124.00	Vertical	Vertical	N/A
1930.000	-45.33	3.32	-13.0	-32.33	160.00	Vertical	Vertical	N/A
4877.000	-43.86	12.60	-13.0	-30.86	257.00	Vertical	Vertical	Pass
7995.250	-36.58	18.76	-13.0	-23.58	299.00	Vertical	Vertical	Pass
13621.088	-32.46	24.85	-13.0	-19.46	350.00	Vertical	Vertical	Pass

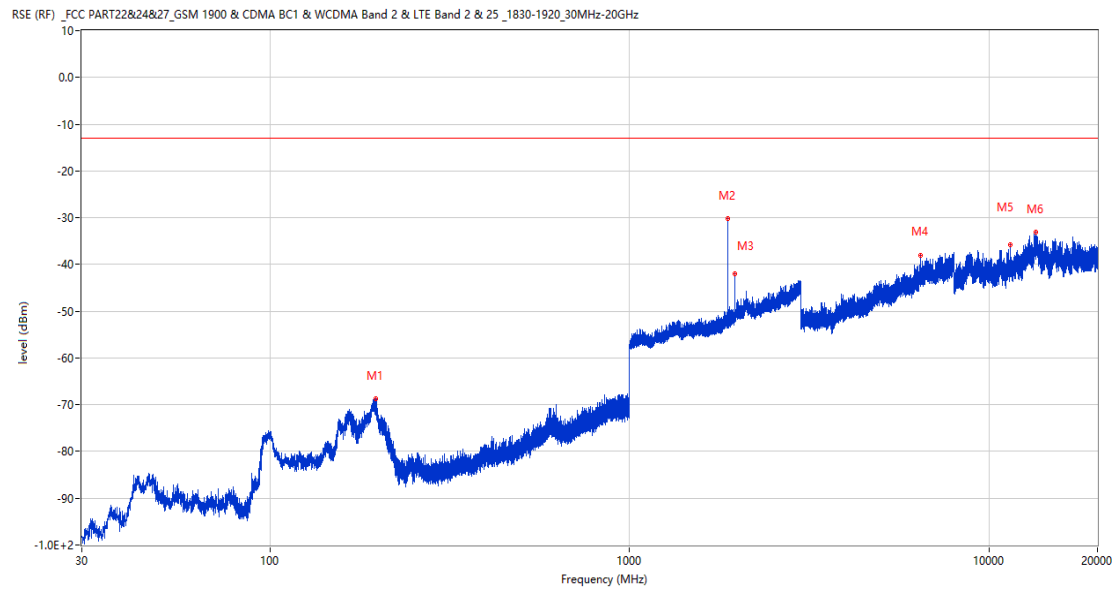
RSE-V&H GSM 1900 CH512



Frequency (MHz)	Result (dBm)	Factor (dB)	PK Limit (dBm)	Over Limit (dB)	Table (o)	ANT	EUT	Verdict
42.950	-69.99	-16.50	-13.0	-56.99	1.00	Vertical	Horizontal	Pass
1931.000	-45.27	3.16	-13.0	-32.27	212.00	Vertical	Horizontal	N/A
2965.300	-42.83	11.57	-13.0	-29.83	39.00	Vertical	Horizontal	Pass
5686.750	-41.23	13.76	-13.0	-28.23	342.00	Vertical	Horizontal	Pass
7987.500	-37.11	18.33	-13.0	-24.11	174.00	Vertical	Horizontal	Pass
13562.362	-31.46	25.13	-13.0	-18.46	320.00	Vertical	Horizontal	Pass

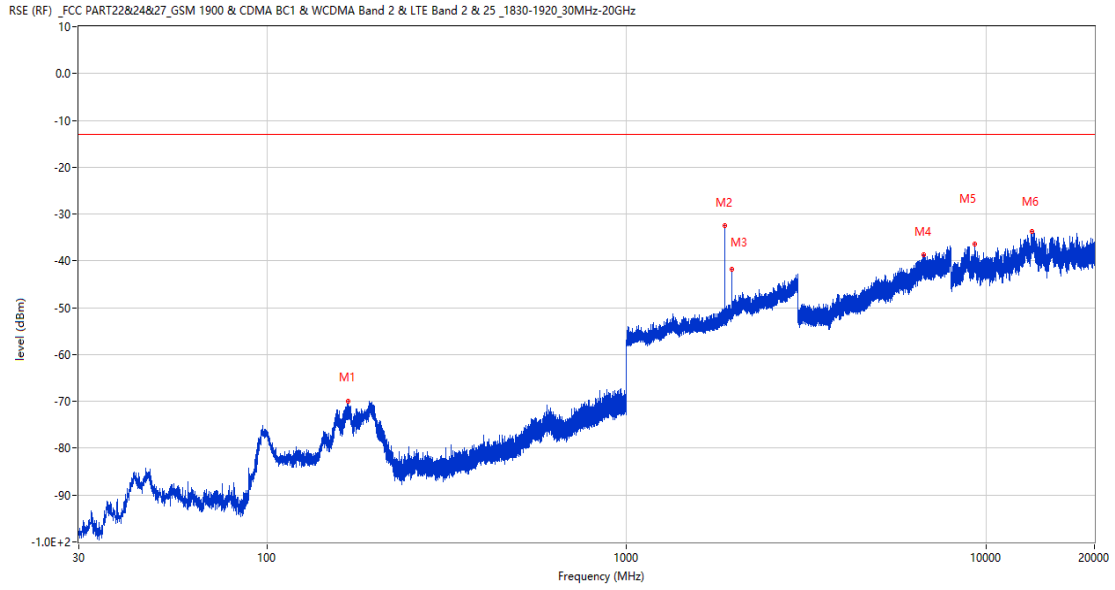
2.2 GSM 1900 Middle Channel

RSE-H&H GSM 1900 CH661



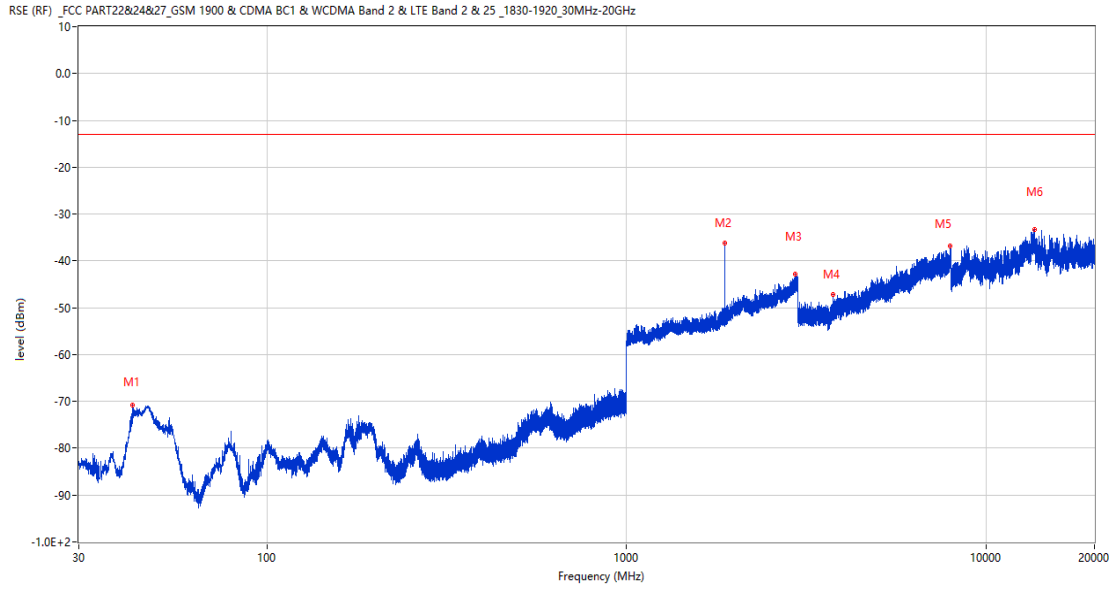
Frequency (MHz)	Result (dBm)	Factor (dB)	PK Limit (dBm)	Over Limit (dB)	Table (o)	ANT	EUT	Verdict
197.180	-68.80	-15.69	-13.0	-55.80	42.00	Horizontal	Horizontal	Pass
1879.800	-30.26	2.76	-13.0	-17.26	200.00	Horizontal	Horizontal	N/A
1960.000	-41.98	3.41	-13.0	-28.98	295.00	Horizontal	Horizontal	N/A
6456.500	-38.14	16.78	-13.0	-25.14	70.00	Horizontal	Horizontal	Pass
11457.526	-35.78	19.11	-13.0	-22.78	347.00	Horizontal	Horizontal	Pass
13447.451	-33.17	24.53	-13.0	-20.17	164.00	Horizontal	Horizontal	Pass

RSE-H&V GSM 1900 CH661



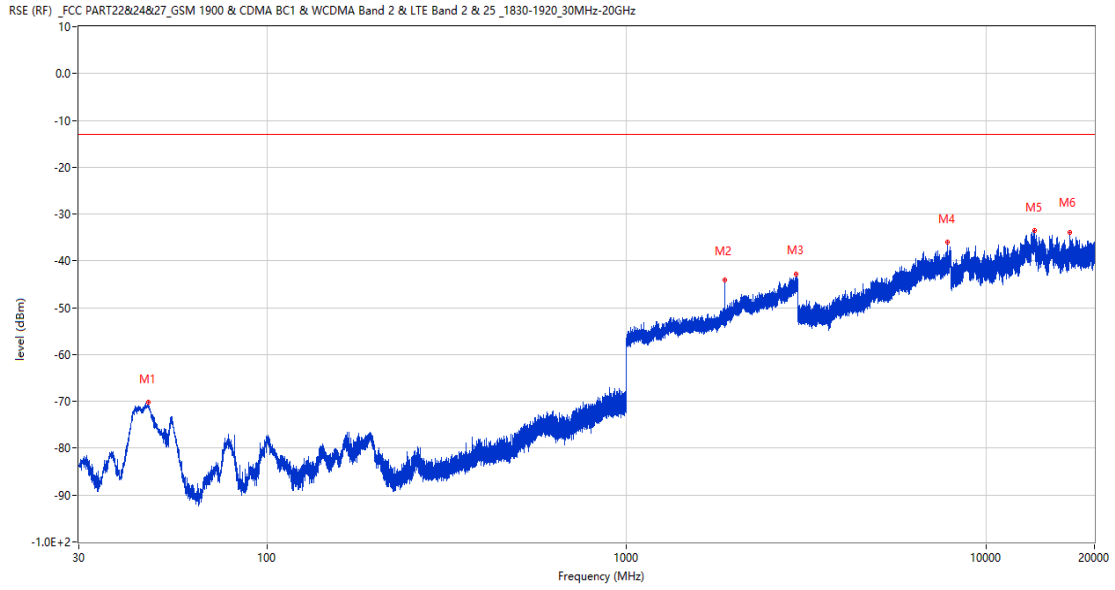
Frequency (MHz)	Result (dBm)	Factor (dB)	PK Limit (dBm)	Over Limit (dB)	Table (o)	ANT	EUT	Verdict
168.080	-69.87	-17.85	-13.0	-56.87	46.00	Horizontal	Vertical	Pass
1879.900	-32.48	2.76	-13.0	-19.48	360.00	Horizontal	Vertical	N/A
1960.000	-41.89	3.41	-13.0	-28.89	291.00	Horizontal	Vertical	N/A
6686.250	-38.64	17.03	-13.0	-25.64	48.00	Horizontal	Vertical	Pass
9308.387	-36.43	19.69	-13.0	-23.43	19.00	Horizontal	Vertical	Pass
13379.299	-33.72	24.72	-13.0	-20.72	38.00	Horizontal	Vertical	Pass

RSE-V&V GSM 1900 CH661



Frequency (MHz)	Result (dBm)	Factor (dB)	PK Limit (dBm)	Over Limit (dB)	Table (o)	ANT	EUT	Verdict
42.416	-70.72	-16.92	-13.0	-57.72	235.00	Vertical	Vertical	Pass
1880.000	-36.14	2.76	-13.0	-23.14	308.00	Vertical	Vertical	N/A
2950.700	-42.79	11.13	-13.0	-29.79	134.00	Vertical	Vertical	Pass
3759.750	-47.20	9.21	-13.0	-34.20	322.00	Vertical	Vertical	Pass
7949.000	-36.89	18.67	-13.0	-23.89	165.00	Vertical	Vertical	Pass
13639.213	-33.29	24.84	-13.0	-20.29	10.00	Vertical	Vertical	Pass

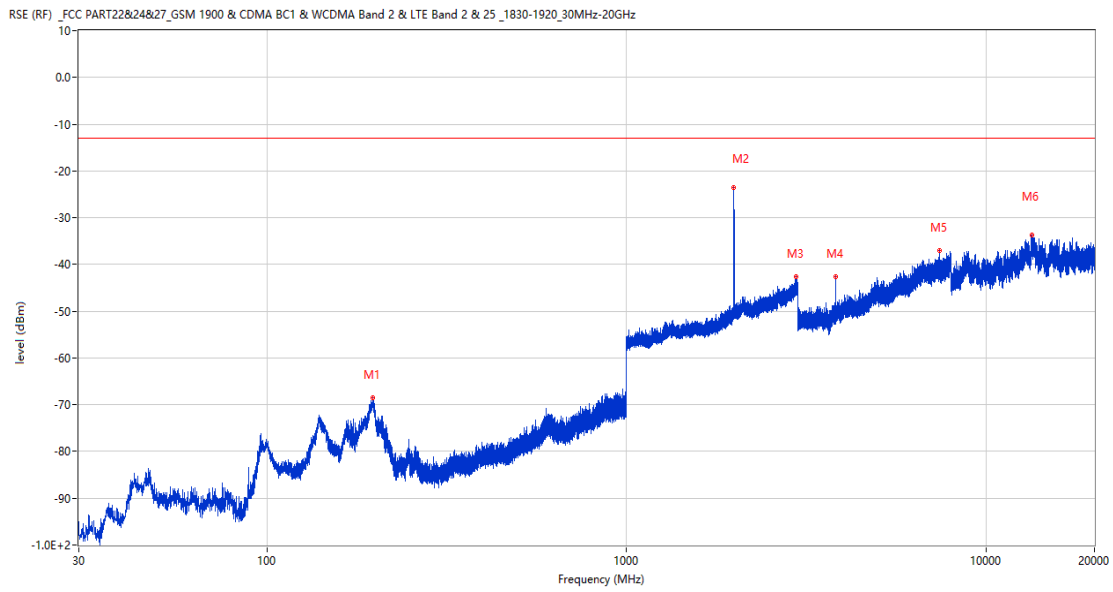
RSE-V&H GSM 1900 CH661



Frequency (MHz)	Result (dBm)	Factor (dB)	PK Limit (dBm)	Over Limit (dB)	Table (o)	ANT	EUT	Verdict
46.733	-70.24	-17.06	-13.0	-57.24	360.00	Vertical	Horizontal	Pass
1880.000	-44.13	2.76	-13.0	-31.13	225.00	Vertical	Horizontal	N/A
2957.400	-42.90	10.83	-13.0	-29.90	115.00	Vertical	Horizontal	Pass
7789.000	-36.08	18.29	-13.0	-23.08	236.00	Vertical	Horizontal	Pass
13630.151	-33.50	24.85	-13.0	-20.50	360.00	Vertical	Horizontal	Pass
17097.824	-33.86	23.62	-13.0	-20.86	87.00	Vertical	Horizontal	Pass

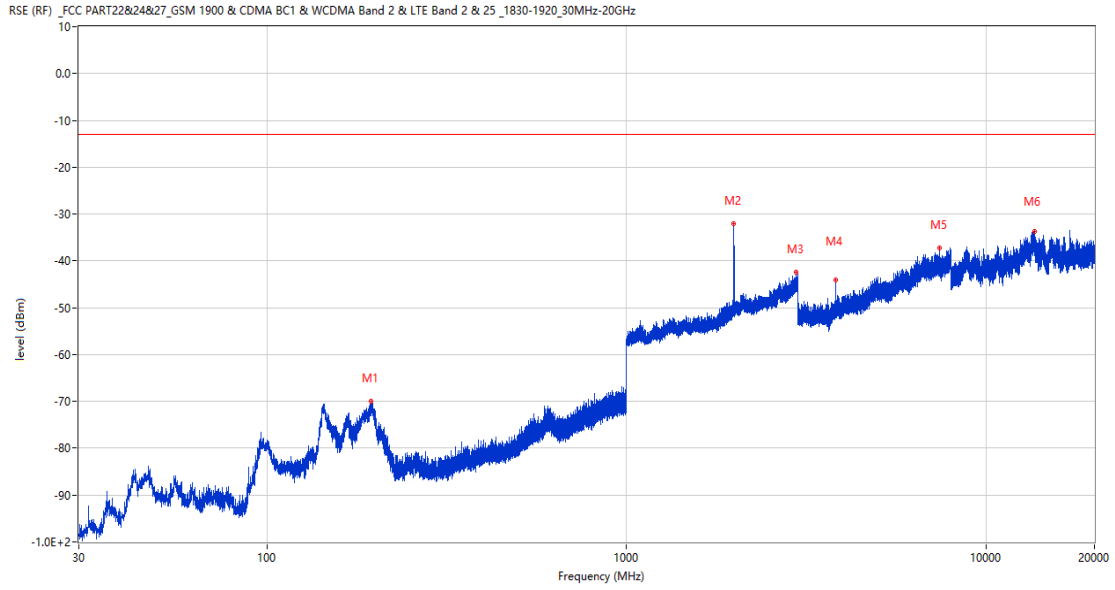
2.3 GSM 1900 High Channel

RSE-H&H GSM 1900 CH810



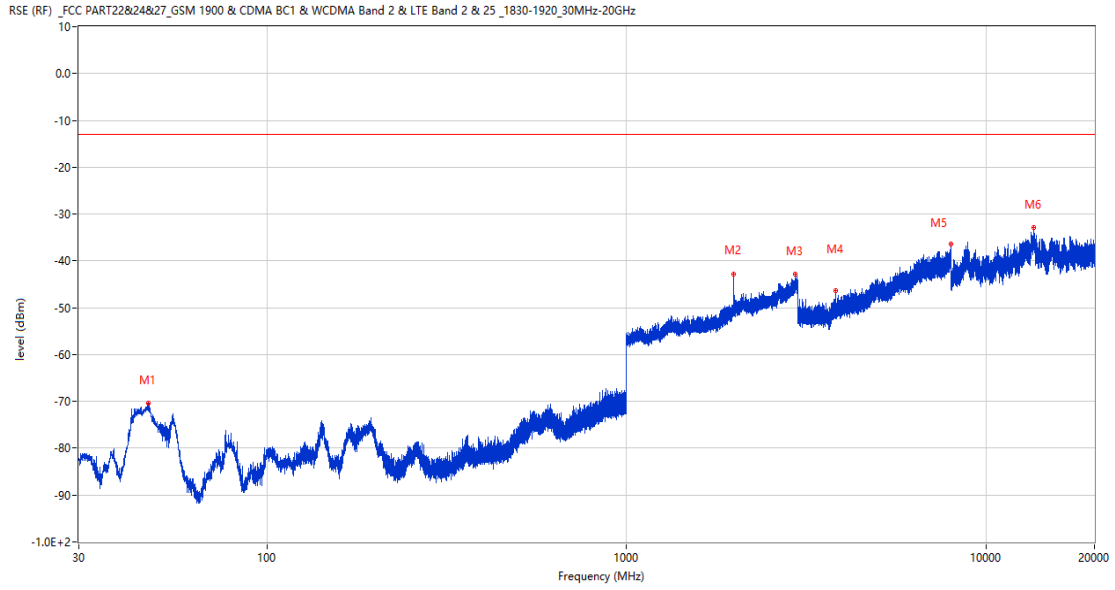
Frequency (MHz)	Result (dBm)	Factor (dB)	PK Limit (dBm)	Over Limit (dB)	Table (o)	ANT	EUT	Verdict
196.452	-68.51	-15.84	-13.0	-55.51	67.00	Horizontal	Horizontal	Pass
1989.600	-23.60	4.59	-13.0	-10.60	285.00	Horizontal	Horizontal	N/A
2965.100	-42.68	11.55	-13.0	-29.68	108.00	Horizontal	Horizontal	Pass
3819.500	-42.59	9.06	-13.0	-29.59	226.00	Horizontal	Horizontal	Pass
7434.250	-37.05	16.93	-13.0	-24.05	360.00	Horizontal	Horizontal	Pass
13369.513	-33.65	24.66	-13.0	-20.65	127.00	Horizontal	Horizontal	Pass

RSE-H&V GSM 1900 CH810



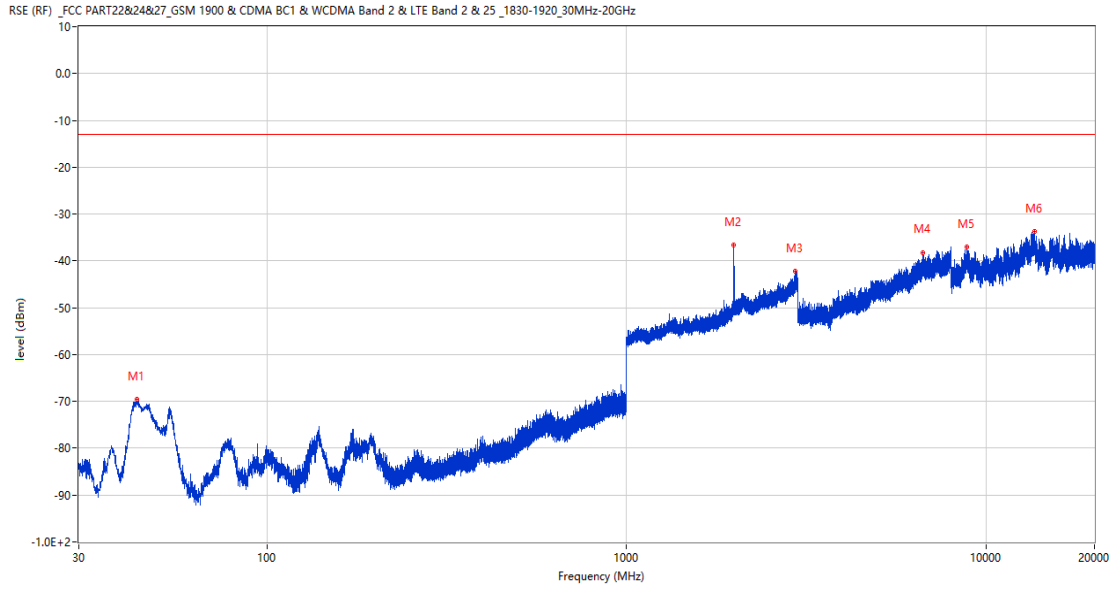
Frequency (MHz)	Result (dBm)	Factor (dB)	PK Limit (dBm)	Over Limit (dB)	Table (o)	ANT	EUT	Verdict
194.609	-69.94	-15.89	-13.0	-56.94	61.00	Horizontal	Vertical	Pass
1989.800	-32.14	4.60	-13.0	-19.14	290.00	Horizontal	Vertical	N/A
2964.400	-42.46	11.48	-13.0	-29.46	80.00	Horizontal	Vertical	Pass
3819.250	-44.07	9.06	-13.0	-31.07	68.00	Horizontal	Vertical	Pass
7413.500	-37.28	18.11	-13.0	-24.28	111.00	Horizontal	Vertical	Pass
13623.262	-33.79	24.85	-13.0	-20.79	167.00	Horizontal	Vertical	Pass

RSE-V&V GSM 1900 CH810



Frequency (MHz)	Result (dBm)	Factor (dB)	PK Limit (dBm)	Over Limit (dB)	Table (o)	ANT	EUT	Verdict
46.733	-70.42	-17.06	-13.0	-57.42	354.00	Vertical	Vertical	Pass
1989.900	-42.87	4.61	-13.0	-29.87	143.00	Vertical	Vertical	N/A
2945.600	-42.87	10.85	-13.0	-29.87	11.00	Vertical	Vertical	Pass
3819.500	-46.40	9.06	-13.0	-33.40	302.00	Vertical	Vertical	Pass
7967.000	-36.45	18.13	-13.0	-23.45	206.00	Vertical	Vertical	Pass
13554.025	-32.86	25.19	-13.0	-19.86	195.00	Vertical	Vertical	Pass

RSE-V&H GSM 1900 CH810



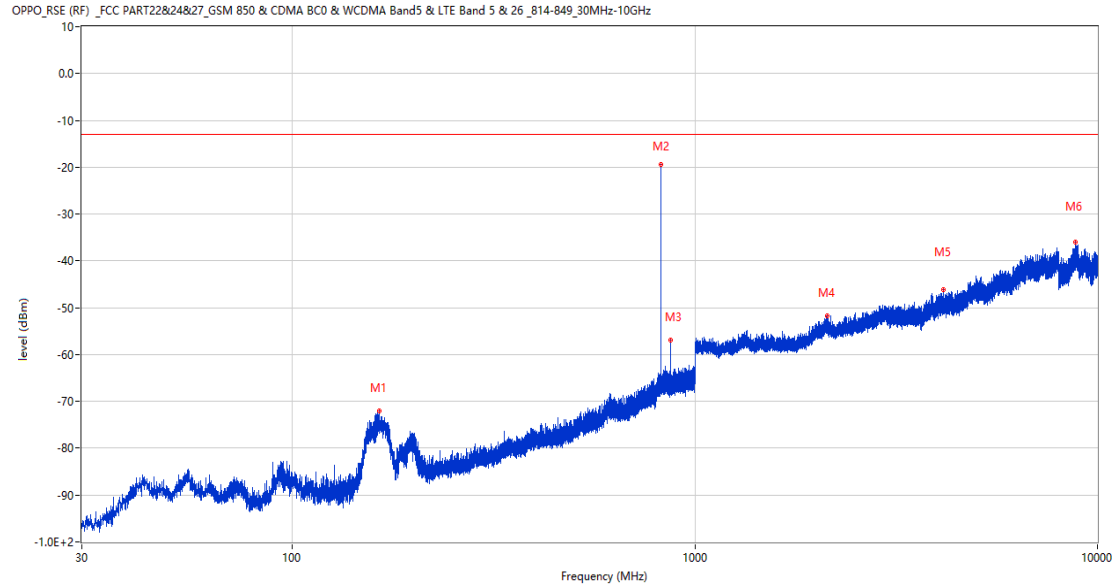
Frequency (MHz)	Result (dBm)	Factor (dB)	PK Limit (dBm)	Over Limit (dB)	Table (o)	ANT	EUT	Verdict
43.580	-69.57	-17.04	-13.0	-56.57	3.00	Vertical	Horizontal	Pass
1989.700	-36.71	4.59	-13.0	-23.71	149.00	Vertical	Horizontal	N/A
2937.400	-42.22	10.68	-13.0	-29.22	335.00	Vertical	Horizontal	Pass
6683.750	-38.33	16.98	-13.0	-25.33	63.00	Vertical	Horizontal	Pass
8815.813	-37.07	19.80	-13.0	-24.07	347.00	Vertical	Horizontal	Pass
13613.475	-33.73	24.86	-13.0	-20.73	14.00	Vertical	Horizontal	Pass

EGPRS

3 EGPRS 850

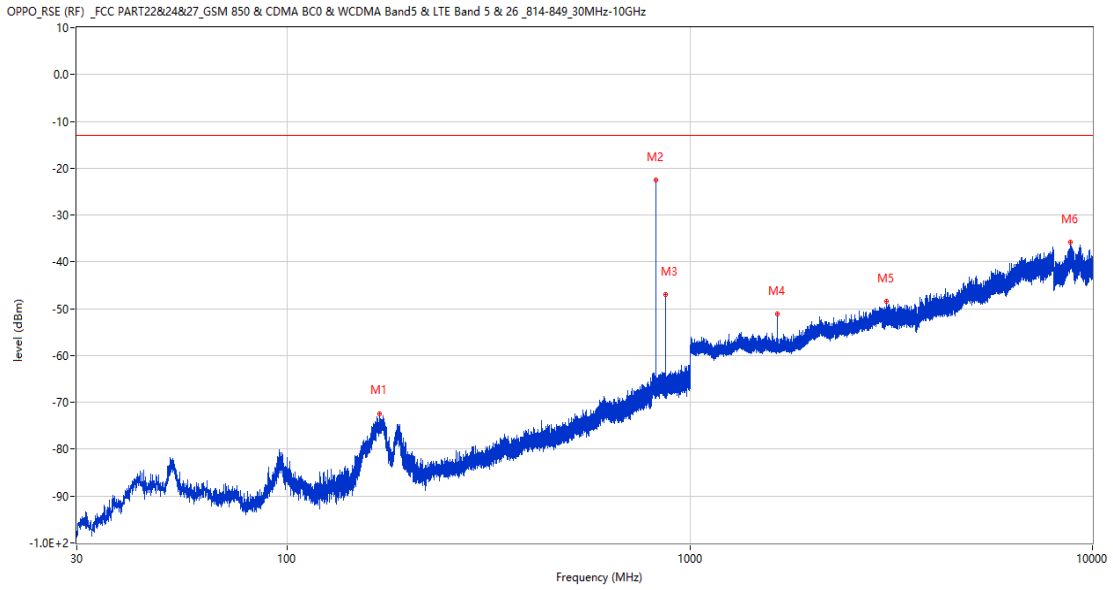
3.1 EGPRS 850 Low Channel

RSE-H&H EGPRS 850 CH128



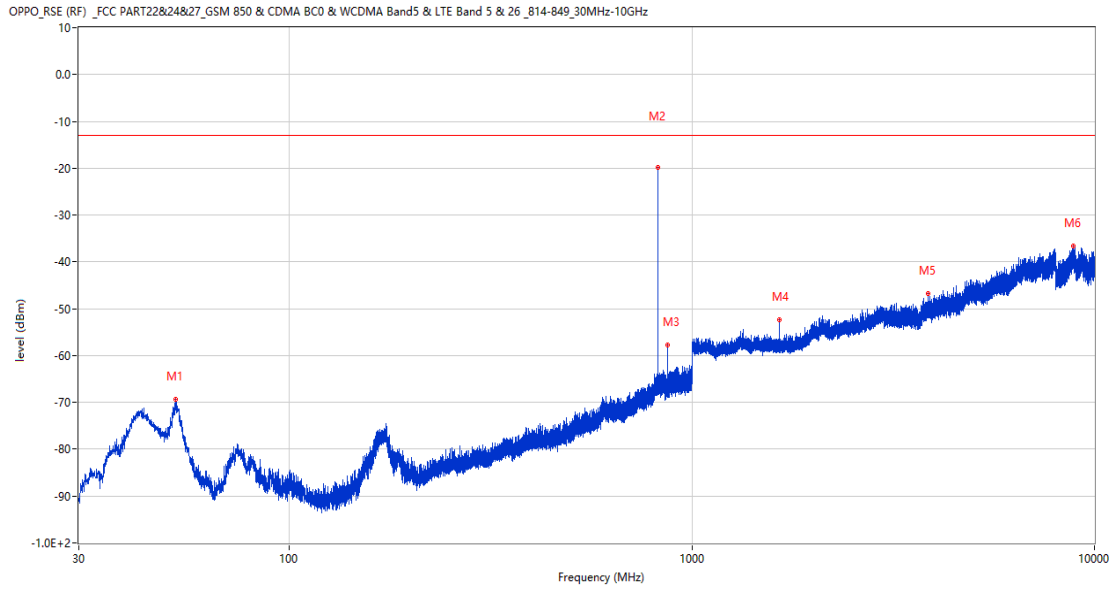
Frequency (MHz)	Result (dBm)	Factor (dB)	PK Limit (dBm)	Over Limit (dB)	Table (o)	ANT	EUT	Verdict
164.345	-71.98	-16.38	-13.0	-58.98	63.00	Horizontal	Horizontal	Pass
824.236	-19.45	6.91	-13.0	-6.45	290.00	Horizontal	Horizontal	N/A
869.196	-56.99	6.35	-13.0	-43.99	287.00	Horizontal	Horizontal	N/A
2132.200	-51.69	-0.33	-13.0	-38.69	294.00	Horizontal	Horizontal	Pass
4136.750	-46.20	9.41	-13.0	-33.20	109.00	Horizontal	Horizontal	Pass
8819.299	-36.05	19.86	-13.0	-23.05	319.00	Horizontal	Horizontal	Pass

RSE-H&V EGPRS 850 CH128



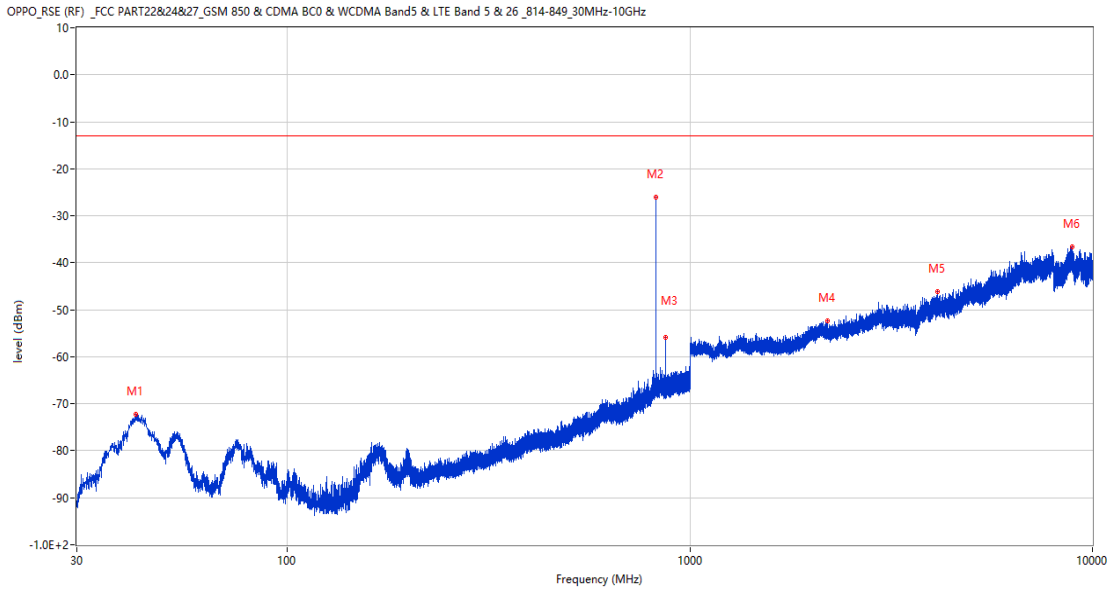
Frequency (MHz)	Result (dBm)	Factor (dB)	PK Limit (dBm)	Over Limit (dB)	Table (o)	ANT	EUT	Verdict
169.583	-72.35	-15.97	-13.0	-59.35	93.00	Horizontal	Vertical	Pass
824.284	-22.62	6.91	-13.0	-9.62	127.00	Horizontal	Vertical	N/A
869.196	-47.04	6.35	-13.0	-34.04	80.00	Horizontal	Vertical	N/A
1649.400	-51.04	-3.69	-13.0	-38.04	18.00	Horizontal	Vertical	Pass
3080.250	-48.49	6.83	-13.0	-35.49	0.00	Horizontal	Vertical	Pass
8833.401	-35.78	20.09	-13.0	-22.78	233.00	Horizontal	Vertical	Pass

RSE-V&V EGPRS 850 CH128



Frequency (MHz)	Result (dBm)	Factor (dB)	PK Limit (dBm)	Over Limit (dB)	Table (o)	ANT	EUT	Verdict
52.310	-69.32	-16.45	-13.0	-56.32	177.00	Vertical	Vertical	Pass
824.236	-19.81	6.91	-13.0	-6.81	220.00	Vertical	Vertical	N/A
869.196	-57.74	6.35	-13.0	-44.74	0.00	Vertical	Vertical	N/A
1649.100	-52.33	-3.69	-13.0	-39.33	62.00	Vertical	Vertical	Pass
3861.750	-46.82	9.70	-13.0	-33.82	305.00	Vertical	Vertical	Pass
8864.500	-36.53	20.18	-13.0	-23.53	169.00	Vertical	Vertical	Pass

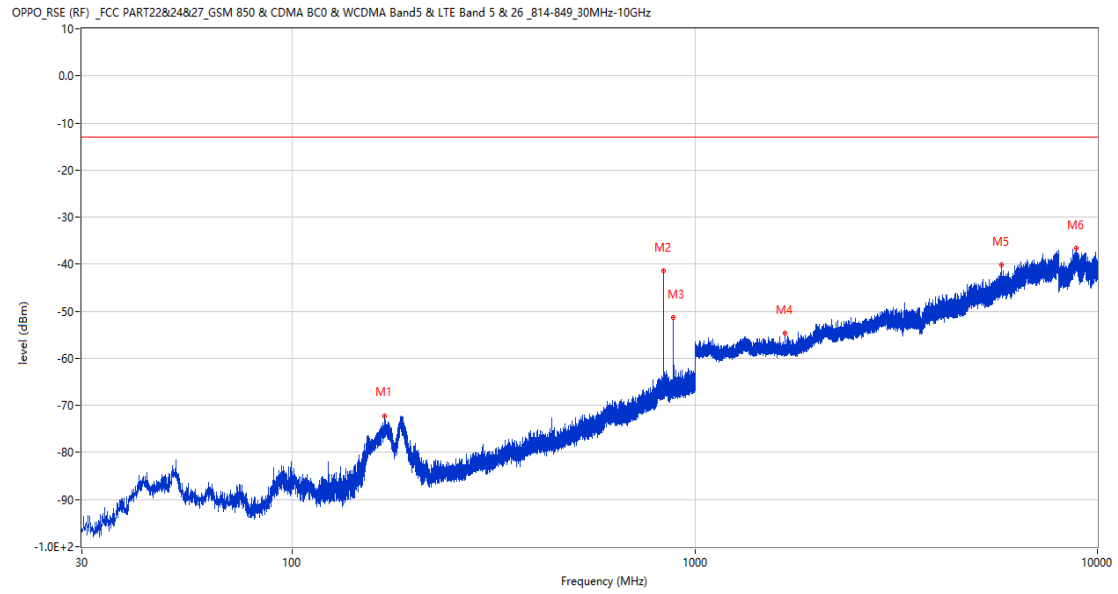
RSE-V&H EGPRS 850 CH128



Frequency (MHz)	Result (dBm)	Factor (dB)	PK Limit (dBm)	Over Limit (dB)	Table (o)	ANT	EUT	Verdict
41.931	-72.19	-16.56	-13.0	-59.19	336.00	Vertical	Horizontal	Pass
824.188	-26.01	6.91	-13.0	-13.01	341.00	Vertical	Horizontal	N/A
869.196	-55.94	6.35	-13.0	-42.94	139.00	Vertical	Horizontal	N/A
2193.300	-52.38	-0.27	-13.0	-39.38	168.00	Vertical	Horizontal	Pass
4125.500	-46.14	9.57	-13.0	-33.14	58.00	Vertical	Horizontal	Pass
8902.400	-36.51	19.73	-13.0	-23.51	101.00	Vertical	Horizontal	Pass

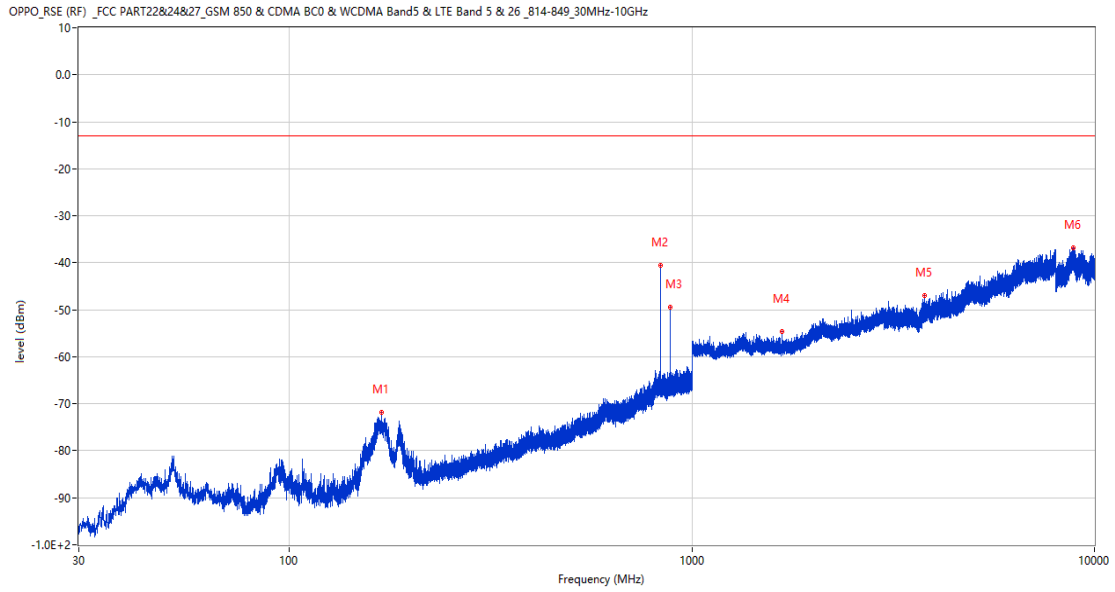
3.2 EGPRS 850 Middle Channel

RSE-H&H EGPRS 850 CH190



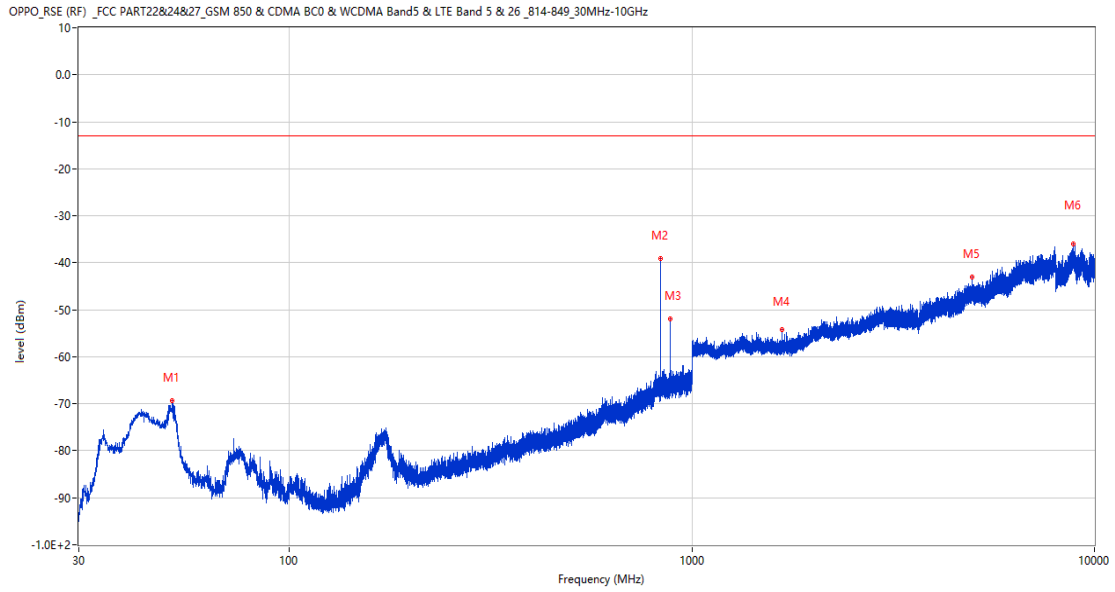
Frequency (MHz)	Result (dBm)	Factor (dB)	PK Limit (dBm)	Over Limit (dB)	Table (o)	ANT	EUT	Verdict
169.632	-72.15	-15.97	-13.0	-59.15	268.00	Horizontal	Horizontal	Pass
836.652	-41.42	7.13	-13.0	-28.42	293.00	Horizontal	Horizontal	N/A
881.612	-51.26	6.75	-13.0	-38.26	247.00	Horizontal	Horizontal	N/A
1674.200	-54.70	-3.61	-13.0	-41.70	345.00	Horizontal	Horizontal	Pass
5764.250	-40.23	14.38	-13.0	-27.23	319.00	Horizontal	Horizontal	Pass
8840.600	-36.65	20.21	-13.0	-23.65	1.00	Horizontal	Horizontal	Pass

RSE-H&V EGPRS 850 CH190



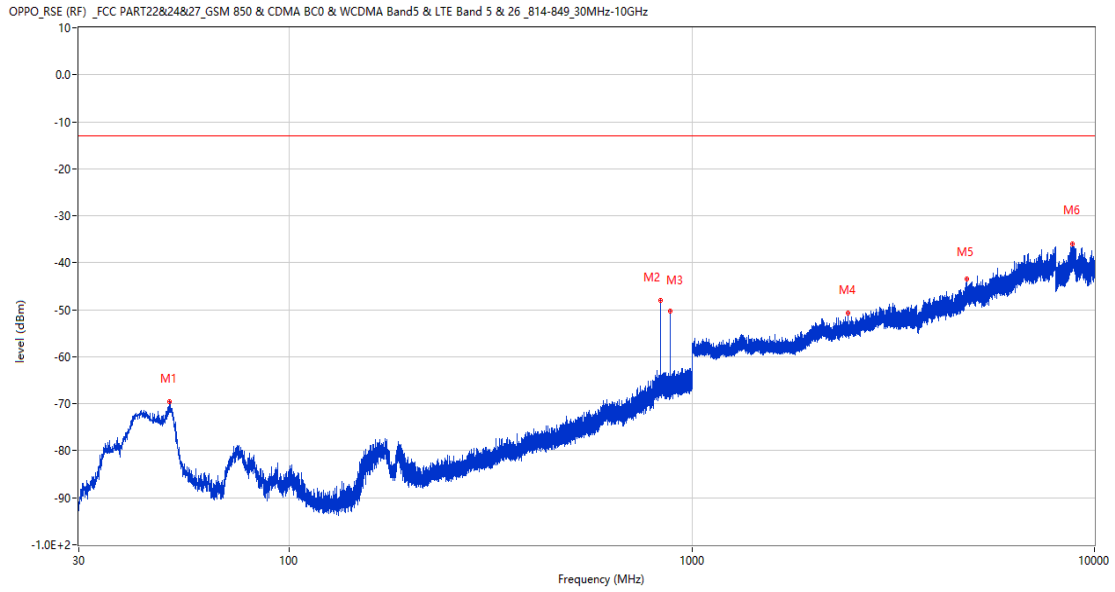
Frequency (MHz)	Result (dBm)	Factor (dB)	PK Limit (dBm)	Over Limit (dB)	Table (o)	ANT	EUT	Verdict
169.632	-71.81	-15.97	-13.0	-58.81	268.00	Horizontal	Vertical	Pass
836.604	-40.64	7.13	-13.0	-27.64	14.00	Horizontal	Vertical	N/A
881.660	-49.50	6.75	-13.0	-36.50	122.00	Horizontal	Vertical	N/A
1674.100	-54.70	-3.61	-13.0	-41.70	43.00	Horizontal	Vertical	Pass
3778.250	-46.99	9.23	-13.0	-33.99	195.00	Horizontal	Vertical	Pass
8844.200	-36.88	20.26	-13.0	-23.88	278.00	Horizontal	Vertical	Pass

RSE-V&V EGPRS 850 CH190



Frequency (MHz)	Result (dBm)	Factor (dB)	PK Limit (dBm)	Over Limit (dB)	Table (o)	ANT	EUT	Verdict
51.194	-69.38	-16.37	-13.0	-56.38	180.00	Vertical	Vertical	Pass
836.604	-39.20	7.13	-13.0	-26.20	19.00	Vertical	Vertical	N/A
881.660	-51.87	6.75	-13.0	-38.87	244.00	Vertical	Vertical	N/A
1674.500	-54.19	-3.62	-13.0	-41.19	64.00	Vertical	Vertical	Pass
4967.250	-42.95	13.44	-13.0	-29.95	77.00	Vertical	Vertical	Pass
8856.300	-35.93	20.28	-13.0	-22.93	3.00	Vertical	Vertical	Pass

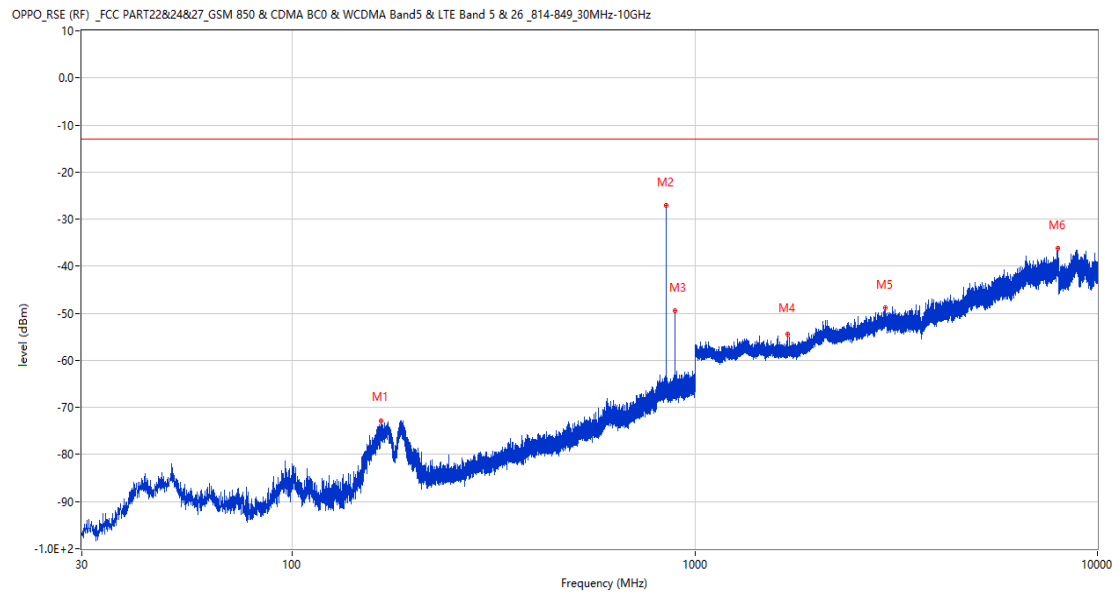
RSE-V&H EGPRS 850 CH190



Frequency (MHz)	Result (dBm)	Factor (dB)	PK Limit (dBm)	Over Limit (dB)	Table (o)	ANT	EUT	Verdict
50.419	-69.59	-16.16	-13.0	-56.59	187.00	Vertical	Horizontal	Pass
836.652	-47.97	7.13	-13.0	-34.97	307.00	Vertical	Horizontal	N/A
881.563	-50.36	6.75	-13.0	-37.36	127.00	Vertical	Horizontal	N/A
2439.600	-50.63	0.18	-13.0	-37.63	148.00	Vertical	Horizontal	Pass
4829.500	-43.38	12.57	-13.0	-30.38	292.00	Vertical	Horizontal	Pass
8828.800	-36.07	20.01	-13.0	-23.07	56.00	Vertical	Horizontal	Pass

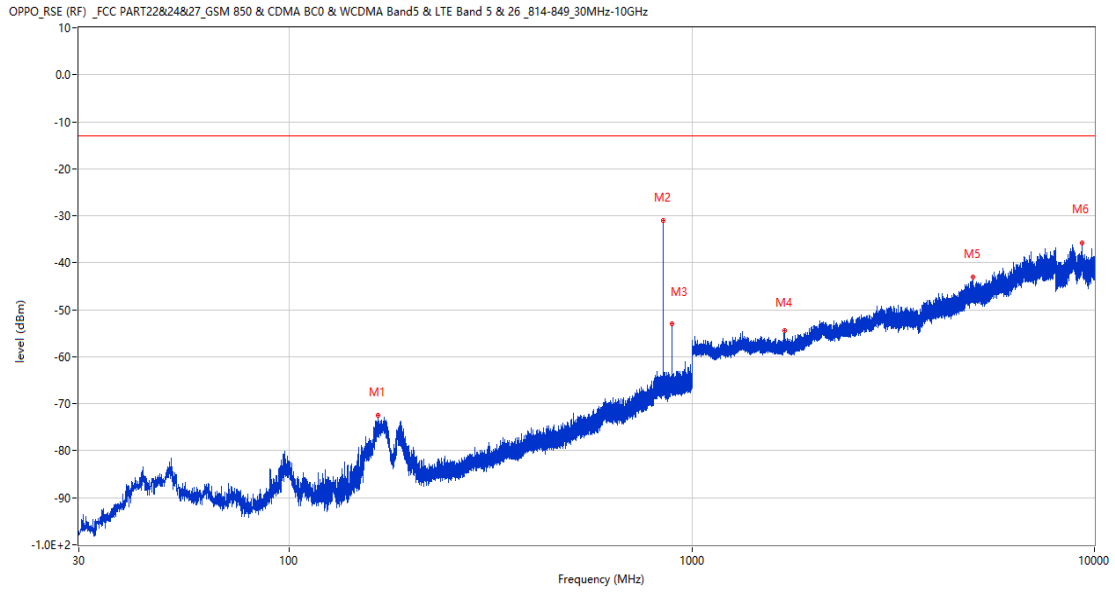
3.3 EGPRS 850 High Channel

RSE-H&H EGPRS 850 CH251



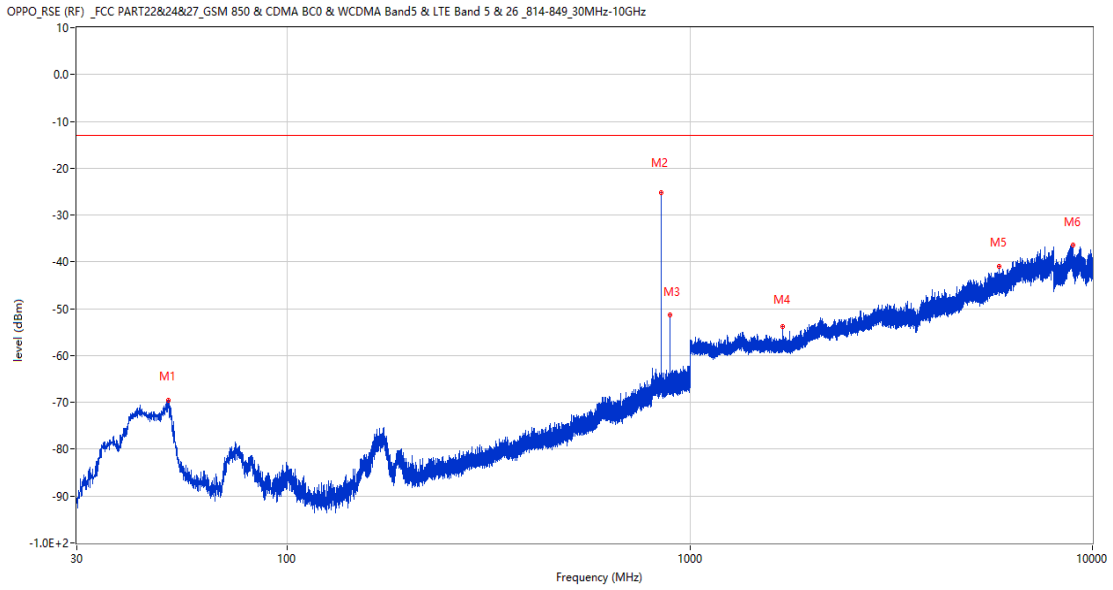
Frequency (MHz)	Result (dBm)	Factor (dB)	PK Limit (dBm)	Over Limit (dB)	Table (o)	ANT	EUT	Verdict
166.479	-72.78	-16.26	-13.0	-59.78	237.00	Horizontal	Horizontal	Pass
848.874	-27.14	7.31	-13.0	-14.14	302.00	Horizontal	Horizontal	N/A
893.833	-49.52	6.89	-13.0	-36.52	268.00	Horizontal	Horizontal	N/A
1699.000	-54.37	-3.64	-13.0	-41.37	321.00	Horizontal	Horizontal	Pass
2976.400	-48.86	4.63	-13.0	-35.86	214.00	Horizontal	Horizontal	Pass
7955.750	-36.15	18.44	-13.0	-23.15	174.00	Horizontal	Horizontal	Pass

RSE-H&V EGPRS 850 CH251



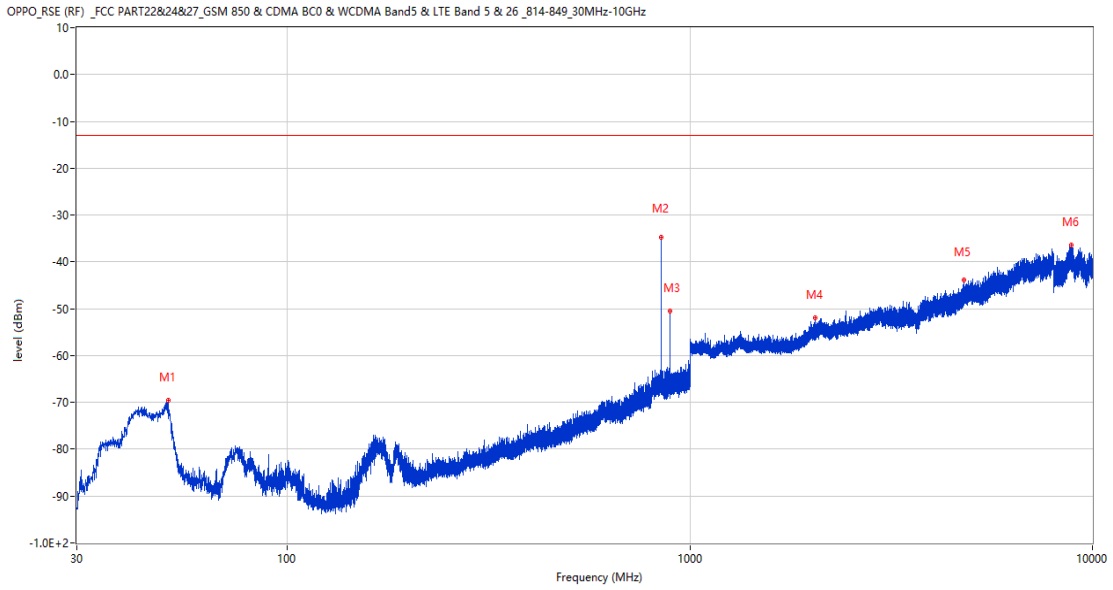
Frequency (MHz)	Result (dBm)	Factor (dB)	PK Limit (dBm)	Over Limit (dB)	Table (o)	ANT	EUT	Verdict
166.091	-72.55	-16.31	-13.0	-59.55	53.00	Horizontal	Vertical	Pass
848.874	-31.03	7.31	-13.0	-18.03	18.00	Horizontal	Vertical	N/A
893.737	-52.97	6.90	-13.0	-39.97	258.00	Horizontal	Vertical	N/A
1698.400	-54.52	-3.59	-13.0	-41.52	33.00	Horizontal	Vertical	Pass
4983.250	-43.01	13.26	-13.0	-30.01	318.00	Horizontal	Vertical	Pass
9315.100	-35.72	19.59	-13.0	-22.72	232.00	Horizontal	Vertical	Pass

RSE-V&V EGPRS 850 CH251



Frequency (MHz)	Result (dBm)	Factor (dB)	PK Limit (dBm)	Over Limit (dB)	Table (o)	ANT	EUT	Verdict
50.612	-69.47	-16.21	-13.0	-56.47	209.00	Vertical	Vertical	Pass
848.825	-25.16	7.31	-13.0	-12.16	36.00	Vertical	Vertical	N/A
893.882	-51.39	6.88	-13.0	-38.39	104.00	Vertical	Vertical	N/A
1698.400	-53.86	-3.59	-13.0	-40.86	56.00	Vertical	Vertical	Pass
5858.500	-40.97	14.52	-13.0	-27.97	360.00	Vertical	Vertical	Pass
8954.599	-36.37	19.30	-13.0	-23.37	234.00	Vertical	Vertical	Pass

RSE-V&H EGPRS 850 CH251

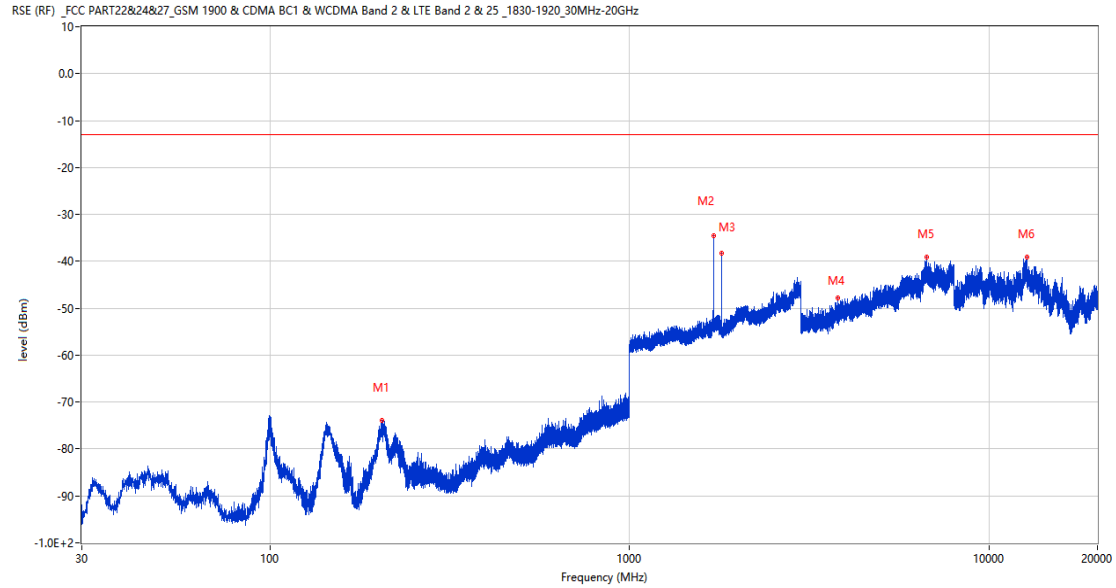


Frequency (MHz)	Result (dBm)	Factor (dB)	PK Limit (dBm)	Over Limit (dB)	Table (o)	ANT	EUT	Verdict
50.516	-69.62	-16.19	-13.0	-56.62	190.00	Vertical	Horizontal	Pass
848.825	-34.74	7.31	-13.0	-21.74	346.00	Vertical	Horizontal	N/A
893.737	-50.44	6.90	-13.0	-37.44	130.00	Vertical	Horizontal	N/A
2050.600	-51.90	-0.63	-13.0	-38.90	56.00	Vertical	Horizontal	Pass
4805.000	-43.94	12.59	-13.0	-30.94	76.00	Vertical	Horizontal	Pass
8852.200	-36.47	20.33	-13.0	-23.47	167.00	Vertical	Horizontal	Pass

4 EGPRS 1900

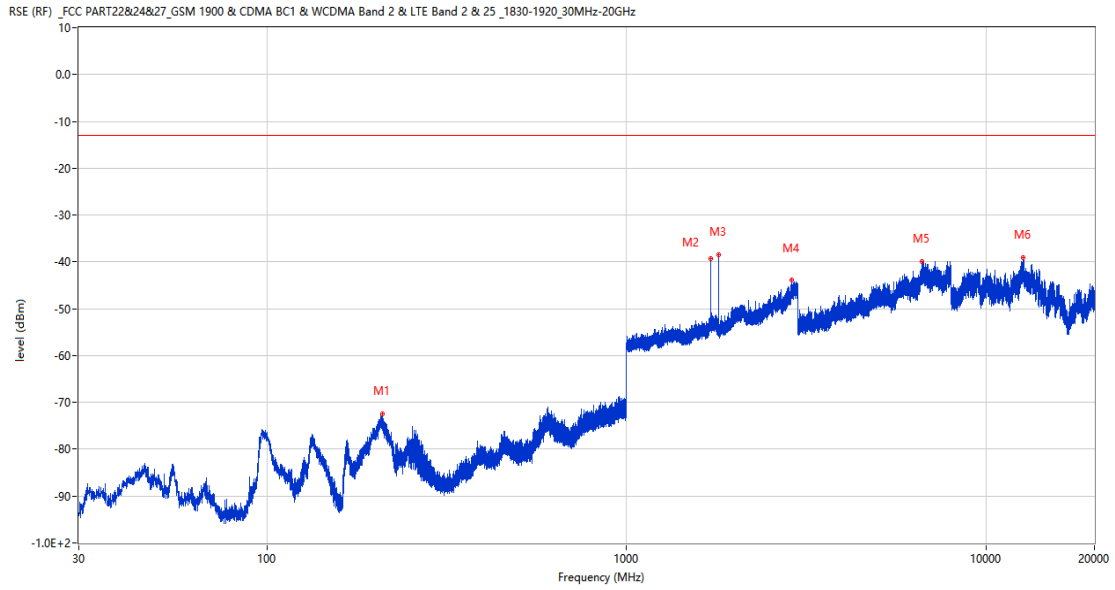
4.1 EGPRS 1900 Low Channel

RSE-H&H EGPRS 1900 CH512



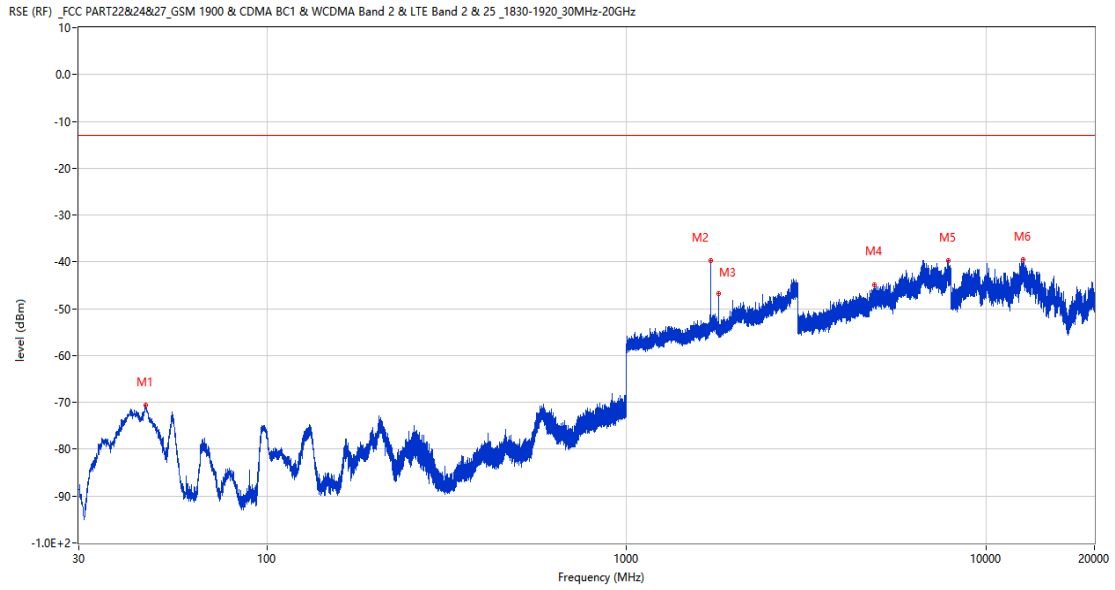
Frequency (MHz)	Result (dBm)	Factor (dB)	PK Limit (dBm)	Over Limit (dB)	Table (o)	ANT	EUT	Verdict
204.600	-73.94	-15.40	-13.0	-60.94	315.00	Horizontal	Horizontal	Pass
1711.000	-34.53	1.98	-13.0	-21.53	326.00	Horizontal	Horizontal	Pass
1805.900	-38.37	0.52	-13.0	-25.37	79.00	Horizontal	Horizontal	Pass
3786.750	-47.87	8.02	-13.0	-34.87	1.00	Horizontal	Horizontal	Pass
6695.000	-39.20	15.08	-13.0	-26.20	139.00	Horizontal	Horizontal	Pass
12727.200	-39.11	16.25	-13.0	-26.11	227.00	Horizontal	Horizontal	Pass

RSE-H&V EGPRS 1900 CH512



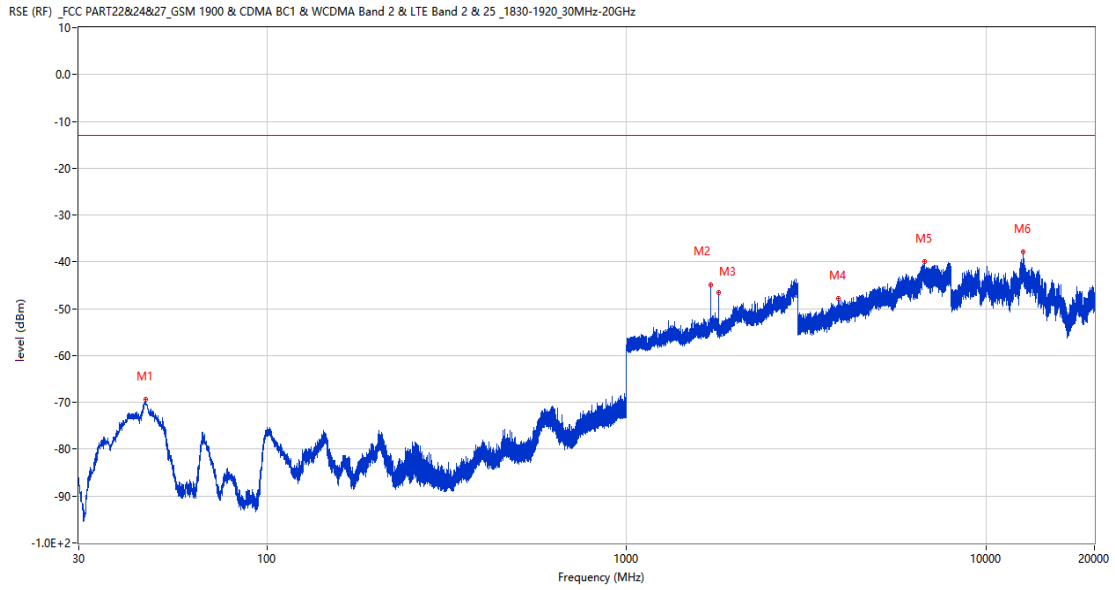
Frequency (MHz)	Result (dBm)	Factor (dB)	PK Limit (dBm)	Over Limit (dB)	Table (o)	ANT	EUT	Verdict
209.305	-72.51	-16.41	-13.0	-59.51	175.00	Horizontal	Vertical	Pass
1711.000	-39.39	1.98	-13.0	-26.39	350.00	Horizontal	Vertical	Pass
1806.000	-38.48	0.51	-13.0	-25.48	78.00	Horizontal	Vertical	Pass
2879.700	-43.79	10.40	-13.0	-30.79	1.00	Horizontal	Vertical	Pass
6633.500	-39.84	14.92	-13.0	-26.84	288.00	Horizontal	Vertical	Pass
12693.950	-39.12	16.43	-13.0	-26.12	186.00	Horizontal	Vertical	Pass

RSE-V&V EGPRS 1900 CH512



Frequency (MHz)	Result (dBm)	Factor (dB)	PK Limit (dBm)	Over Limit (dB)	Table (o)	ANT	EUT	Verdict
46.053	-70.67	-15.75	-13.0	-57.67	312.00	Vertical	Vertical	Pass
1710.900	-39.72	1.98	-13.0	-26.72	283.00	Vertical	Vertical	Pass
1805.900	-46.78	0.52	-13.0	-33.78	360.00	Vertical	Vertical	Pass
4898.250	-44.93	10.59	-13.0	-31.93	1.00	Vertical	Vertical	Pass
7869.000	-39.82	14.69	-13.0	-26.82	28.00	Vertical	Vertical	Pass
12663.312	-39.44	15.90	-13.0	-26.44	200.00	Vertical	Vertical	Pass

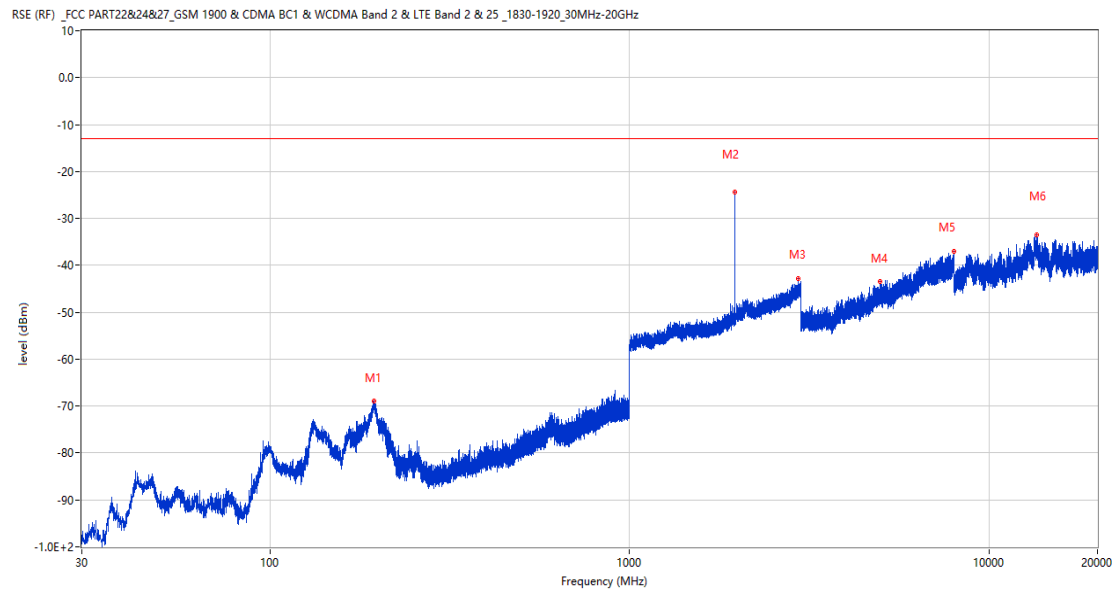
RSE-V&H EGPRS 1900 CH512



Frequency (MHz)	Result (dBm)	Factor (dB)	PK Limit (dBm)	Over Limit (dB)	Table (o)	ANT	EUT	Verdict
46.102	-69.38	-15.80	-13.0	-56.38	265.00	Vertical	Horizontal	Pass
1710.900	-44.87	1.98	-13.0	-31.87	333.00	Vertical	Horizontal	Pass
1806.000	-46.54	0.51	-13.0	-33.54	45.00	Vertical	Horizontal	Pass
3883.000	-47.79	9.05	-13.0	-34.79	100.00	Vertical	Horizontal	Pass
6740.250	-39.99	15.06	-13.0	-26.99	144.00	Vertical	Horizontal	Pass
12692.287	-37.81	16.41	-13.0	-24.81	40.00	Vertical	Horizontal	Pass

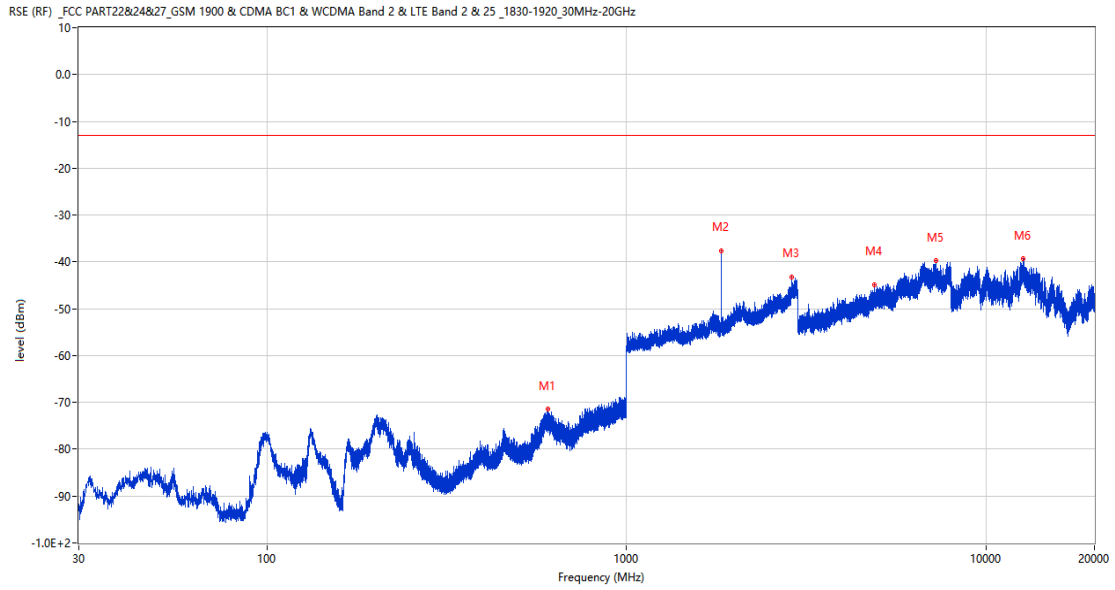
4.2 EGPRS 1900 Middle Channel

RSE-H&H EGPRS 1900 CH661



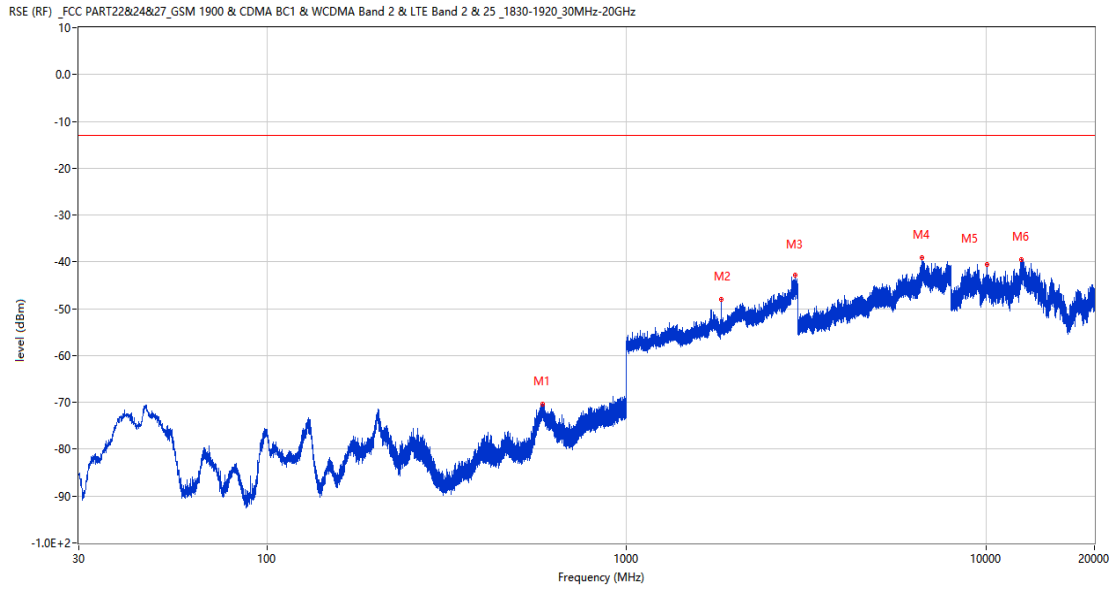
Frequency (MHz)	Result (dBm)	Factor (dB)	PK Limit (dBm)	Over Limit (dB)	Table (o)	ANT	EUT	Verdict
195.094	-68.98	-15.86	-13.0	-55.98	60.00	Horizontal	Horizontal	Pass
1959.900	-24.48	3.40	-13.0	-11.48	286.00	Horizontal	Horizontal	N/A
2949.900	-42.85	11.09	-13.0	-29.85	220.00	Horizontal	Horizontal	Pass
4975.000	-43.49	13.44	-13.0	-30.49	261.00	Horizontal	Horizontal	Pass
7999.250	-37.07	18.97	-13.0	-24.07	194.00	Horizontal	Horizontal	Pass
13533.725	-33.56	24.80	-13.0	-20.56	37.00	Horizontal	Horizontal	Pass

RSE-H&V EGPRS 1900 CH661



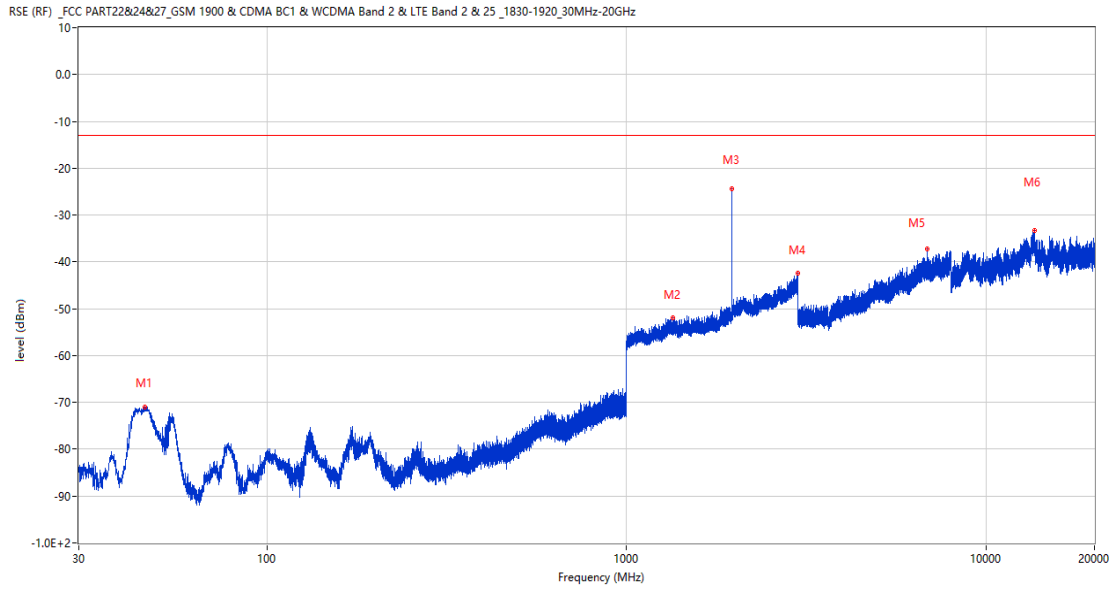
Frequency (MHz)	Result (dBm)	Factor (dB)	PK Limit (dBm)	Over Limit (dB)	Table (o)	ANT	EUT	Verdict
603.028	-71.32	-4.87	-13.0	-58.32	304.00	Horizontal	Vertical	Pass
1835.600	-37.66	0.89	-13.0	-24.66	79.00	Horizontal	Vertical	Pass
2884.700	-43.14	10.46	-13.0	-30.14	62.00	Horizontal	Vertical	Pass
4902.000	-44.98	10.61	-13.0	-31.98	143.00	Horizontal	Vertical	Pass
7234.000	-39.72	14.06	-13.0	-26.72	17.00	Horizontal	Vertical	Pass
12703.450	-39.27	16.50	-13.0	-26.27	3.00	Horizontal	Vertical	Pass

RSE-V&V EGPRS 1900 CH661



Frequency (MHz)	Result (dBm)	Factor (dB)	PK Limit (dBm)	Over Limit (dB)	Table (o)	ANT	EUT	Verdict
583.191	-70.39	-5.73	-13.0	-57.39	360.00	Vertical	Vertical	Pass
1835.700	-48.06	0.90	-13.0	-35.06	120.00	Vertical	Vertical	Pass
2950.700	-42.92	10.57	-13.0	-29.92	147.00	Vertical	Vertical	Pass
6646.250	-39.08	15.25	-13.0	-26.08	343.00	Vertical	Vertical	Pass
10063.638	-40.62	13.76	-13.0	-27.62	64.00	Vertical	Vertical	Pass
12534.825	-39.41	14.95	-13.0	-26.41	252.00	Vertical	Vertical	Pass

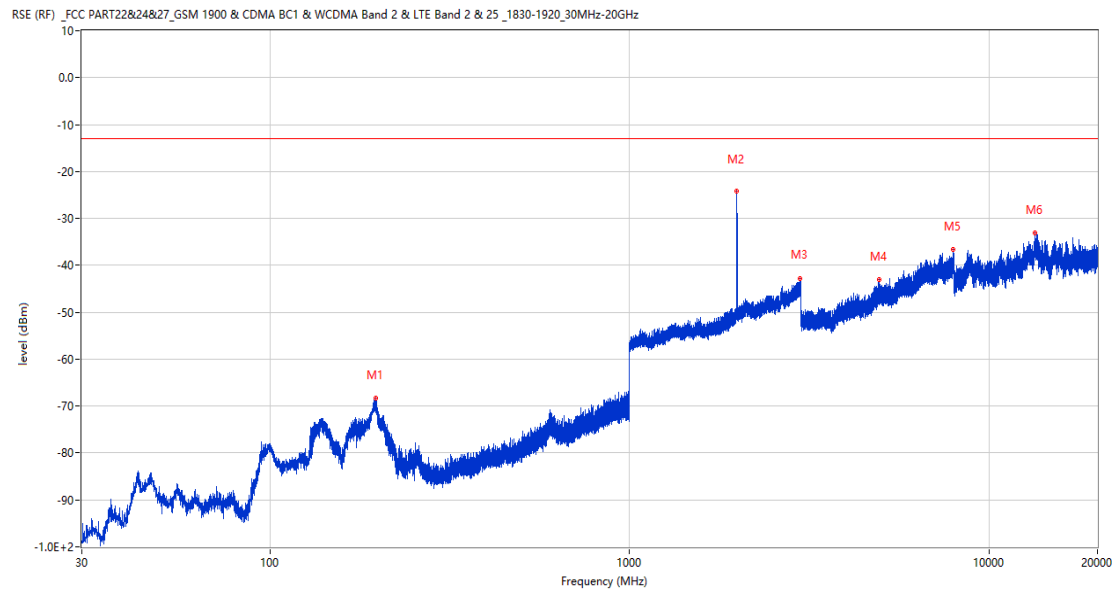
RSE-V&H EGPRS 1900 CH661



Frequency (MHz)	Result (dBm)	Factor (dB)	PK Limit (dBm)	Over Limit (dB)	Table (o)	ANT	EUT	Verdict
45.763	-70.91	-17.47	-13.0	-57.91	347.00	Vertical	Horizontal	Pass
1344.000	-51.97	0.61	-13.0	-38.97	207.00	Vertical	Horizontal	Pass
1959.900	-24.36	3.40	-13.0	-11.36	289.00	Vertical	Horizontal	N/A
2991.700	-42.45	10.79	-13.0	-29.45	62.00	Vertical	Horizontal	Pass
6863.750	-37.33	16.41	-13.0	-24.33	354.00	Vertical	Horizontal	Pass
13667.125	-33.31	24.15	-13.0	-20.31	157.00	Vertical	Horizontal	Pass

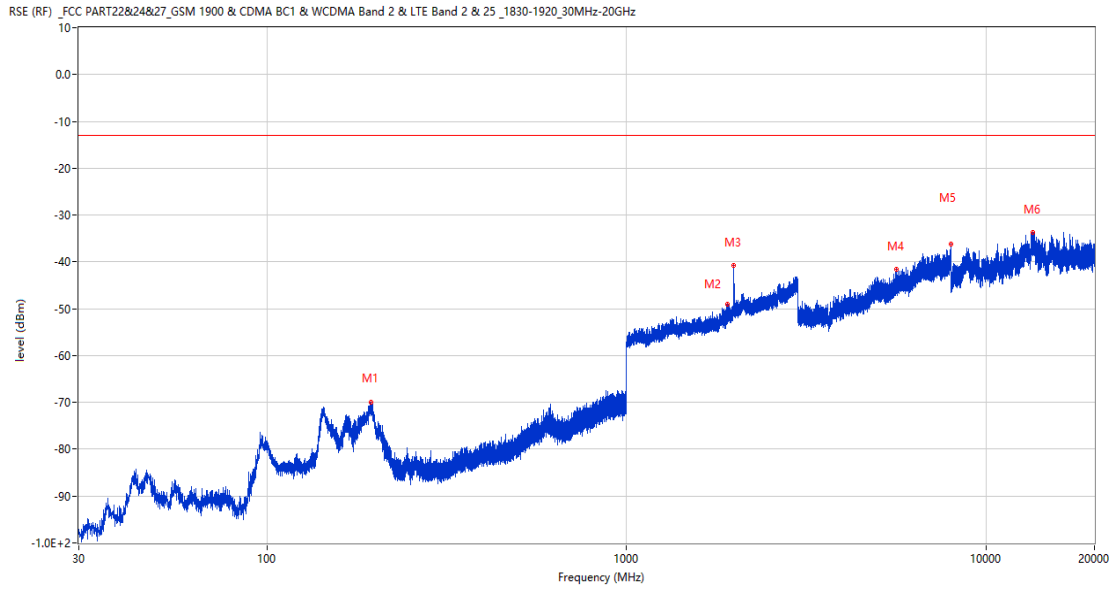
4.3 EGPRS 1900 High Channel

RSE-H&H EGPRS 1900 CH810



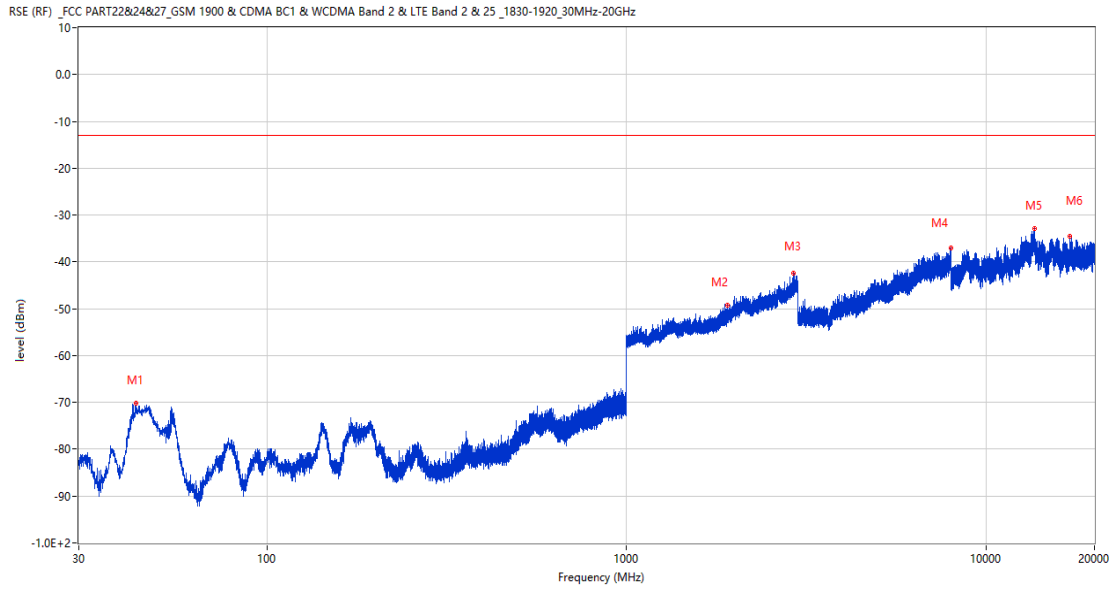
Frequency (MHz)	Result (dBm)	Factor (dB)	PK Limit (dBm)	Over Limit (dB)	Table (o)	ANT	EUT	Verdict
197.325	-68.36	-15.67	-13.0	-55.36	56.00	Horizontal	Horizontal	Pass
1989.700	-24.28	4.59	-13.0	-11.28	296.00	Horizontal	Horizontal	N/A
2986.200	-42.85	10.94	-13.0	-29.85	34.00	Horizontal	Horizontal	Pass
4955.000	-43.00	12.85	-13.0	-30.00	196.00	Horizontal	Horizontal	Pass
7938.750	-36.69	18.94	-13.0	-23.69	60.00	Horizontal	Horizontal	Pass
13414.825	-33.06	24.75	-13.0	-20.06	360.00	Horizontal	Horizontal	Pass

RSE-H&V EGPRS 1900 CH810



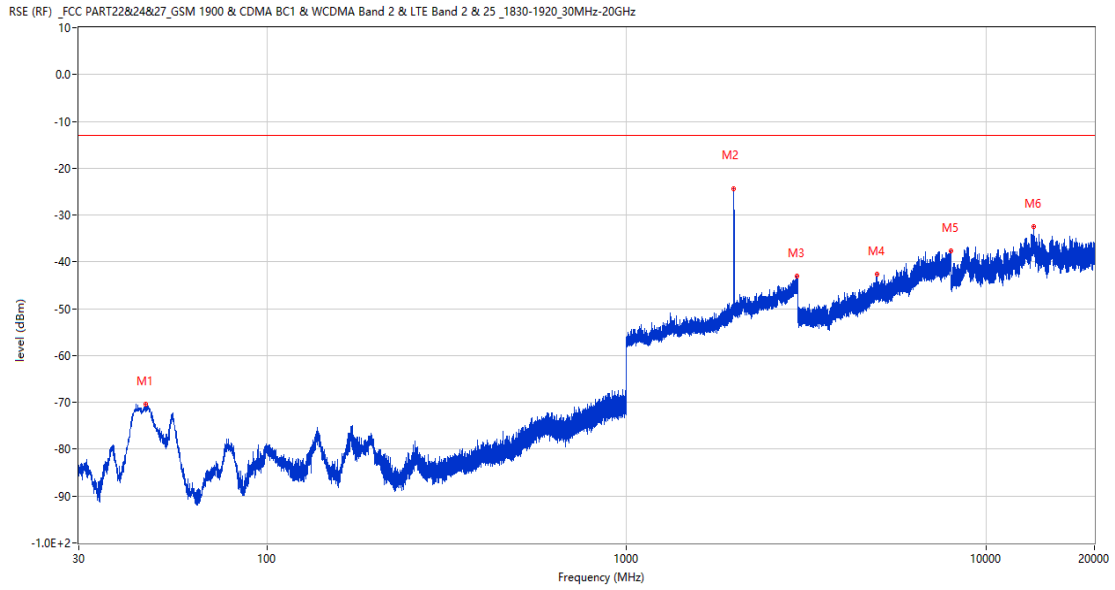
Frequency (MHz)	Result (dBm)	Factor (dB)	PK Limit (dBm)	Over Limit (dB)	Table (o)	ANT	EUT	Verdict
194.270	-70.04	-15.98	-13.0	-57.04	63.00	Horizontal	Vertical	Pass
1908.700	-49.04	3.07	-13.0	-36.04	184.00	Horizontal	Vertical	N/A
1989.700	-40.79	4.59	-13.0	-27.79	286.00	Horizontal	Vertical	N/A
5623.750	-41.62	13.53	-13.0	-28.62	320.00	Horizontal	Vertical	Pass
7990.000	-36.11	18.40	-13.0	-23.11	131.00	Horizontal	Vertical	Pass
13443.826	-33.71	24.55	-13.0	-20.71	104.00	Horizontal	Vertical	Pass

RSE-V&V EGPRS 1900 CH810



Frequency (MHz)	Result (dBm)	Factor (dB)	PK Limit (dBm)	Over Limit (dB)	Table (o)	ANT	EUT	Verdict
43.337	-70.10	-16.80	-13.0	-57.10	360.00	Vertical	Vertical	Pass
1909.200	-49.32	3.08	-13.0	-36.32	98.00	Vertical	Vertical	N/A
2919.700	-42.51	11.21	-13.0	-29.51	104.00	Vertical	Vertical	Pass
7986.250	-37.10	18.24	-13.0	-24.10	111.00	Vertical	Vertical	Pass
13597.162	-32.95	24.89	-13.0	-19.95	106.00	Vertical	Vertical	Pass
17113.413	-34.53	23.63	-13.0	-21.53	3.00	Vertical	Vertical	Pass

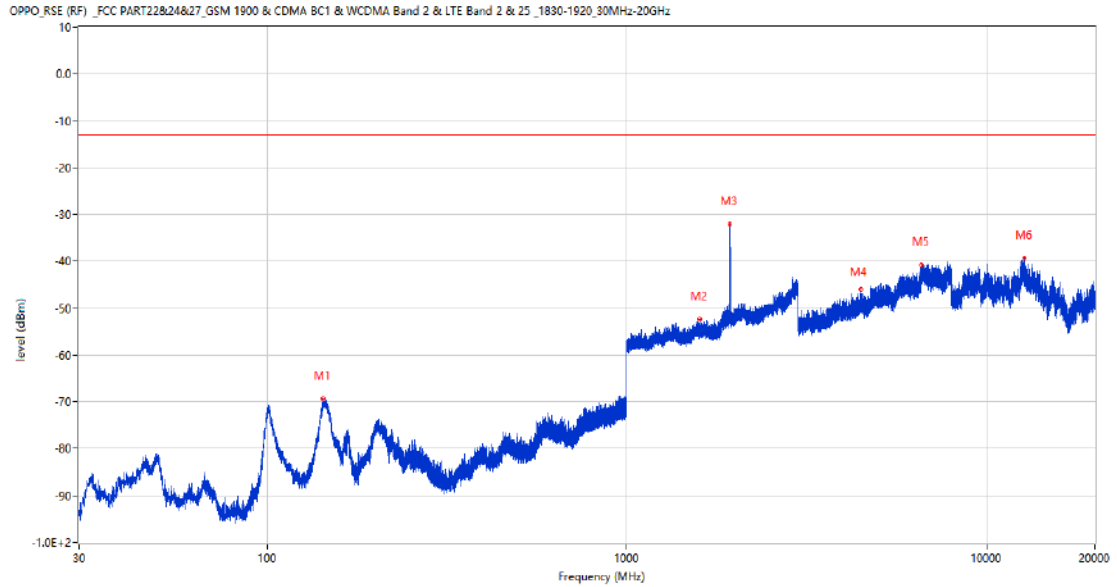
RSE-V&H EGPRS 1900 CH810



Frequency (MHz)	Result (dBm)	Factor (dB)	PK Limit (dBm)	Over Limit (dB)	Table (o)	ANT	EUT	Verdict
46.005	-70.44	-17.25	-13.0	-57.44	360.00	Vertical	Horizontal	Pass
1989.800	-24.40	4.60	-13.0	-11.40	280.00	Vertical	Horizontal	N/A
2977.600	-43.02	11.41	-13.0	-30.02	89.00	Vertical	Horizontal	Pass
4977.500	-42.69	13.36	-13.0	-29.69	184.00	Vertical	Horizontal	Pass
7993.500	-37.61	18.59	-13.0	-24.61	122.00	Vertical	Horizontal	Pass
13546.776	-32.56	25.14	-13.0	-19.56	85.00	Vertical	Horizontal	Pass

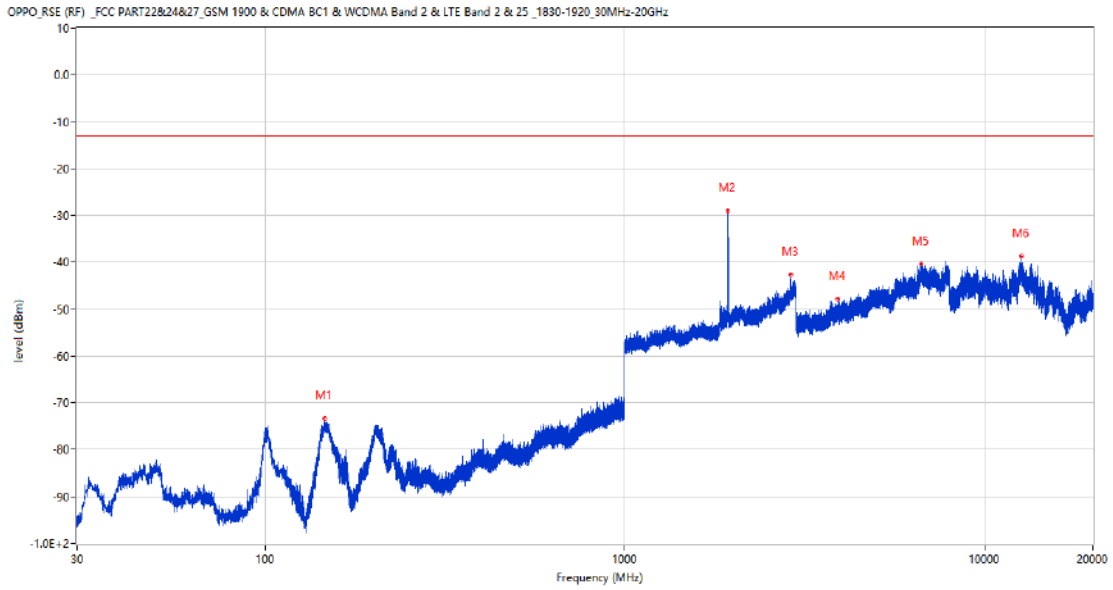
WCDMA
 5 WCDMA Band 2
 5.1 WCDMA Band 2 Low Channel

RSE-H&H WCDMA Band 2 CH9262



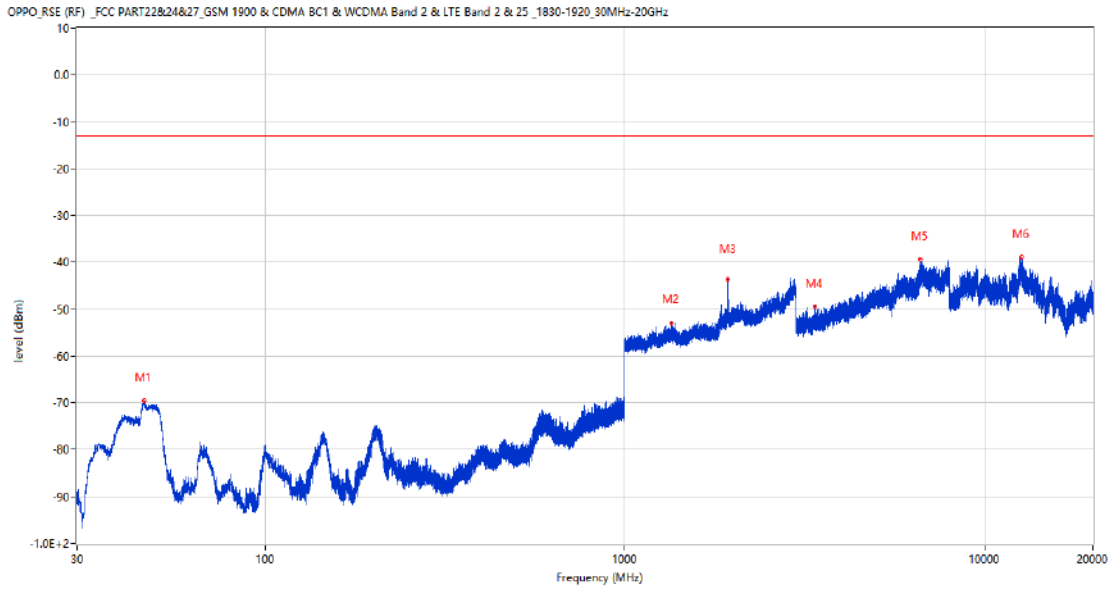
Frequency (MHz)	Result (dBm)	Factor (dB)	PK Limit (dBm)	Over Limit (dB)	Table (o)	ANT	EUT	Verdict
143.150	-69.36	-22.61	-13.0	-56.36	5.00	Horizontal	Horizontal	Pass
1595.100	-52.43	0.21	-13.0	-39.43	211.00	Horizontal	Horizontal	Pass
1933.400	-32.14	3.13	-13.0	-19.14	86.00	Horizontal	Horizontal	N/A
4478.500	-45.95	9.69	-13.0	-32.95	197.00	Horizontal	Horizontal	Pass
6585.750	-40.69	14.20	-13.0	-27.69	0.00	Horizontal	Horizontal	Pass
12714.849	-39.31	16.38	-13.0	-26.31	89.00	Horizontal	Horizontal	Pass

RSE-H&V WCDMA Band 2 CH9262



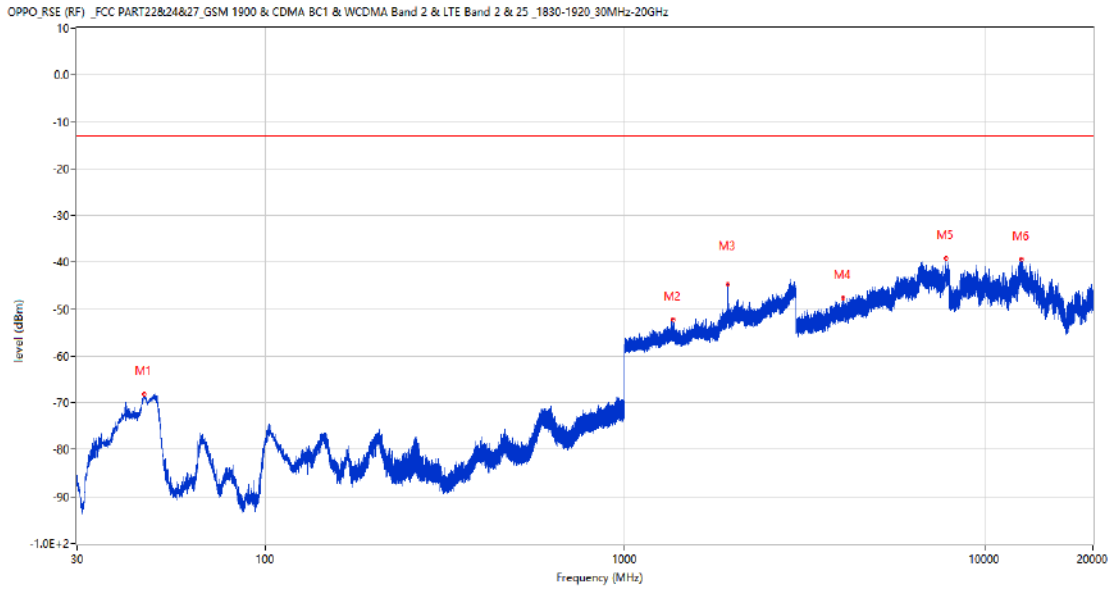
Frequency (MHz)	Result (dBm)	Factor (dB)	PK Limit (dBm)	Over Limit (dB)	Table (o)	ANT	EUT	Verdict
145.866	-73.35	-22.40	-13.0	-60.35	225.00	Horizontal	Vertical	Pass
1932.300	-29.02	3.18	-13.0	-16.02	78.00	Horizontal	Vertical	N/A
2889.800	-42.61	11.98	-13.0	-29.61	307.00	Horizontal	Vertical	Pass
3899.750	-47.89	9.23	-13.0	-34.89	360.00	Horizontal	Vertical	Pass
6656.750	-40.39	15.00	-13.0	-27.39	296.00	Horizontal	Vertical	Pass
12692.050	-38.71	16.40	-13.0	-25.71	294.00	Horizontal	Vertical	Pass

RSE-V&V WCDMA Band 2 CH9262



Frequency (MHz)	Result (dBm)	Factor (dB)	PK Limit (dBm)	Over Limit (dB)	Table (o)	ANT	EUT	Verdict
46.053	-69.47	-15.75	-13.0	-56.47	3.00	Vertical	Vertical	Pass
1343.600	-52.88	-0.20	-13.0	-39.88	171.00	Vertical	Vertical	Pass
1934.600	-43.58	2.95	-13.0	-30.58	213.00	Vertical	Vertical	N/A
3375.000	-49.42	6.90	-13.0	-36.42	4.00	Vertical	Vertical	Pass
6641.500	-39.40	15.00	-13.0	-26.40	234.00	Vertical	Vertical	Pass
12676.612	-38.93	16.13	-13.0	-25.93	230.00	Vertical	Vertical	Pass

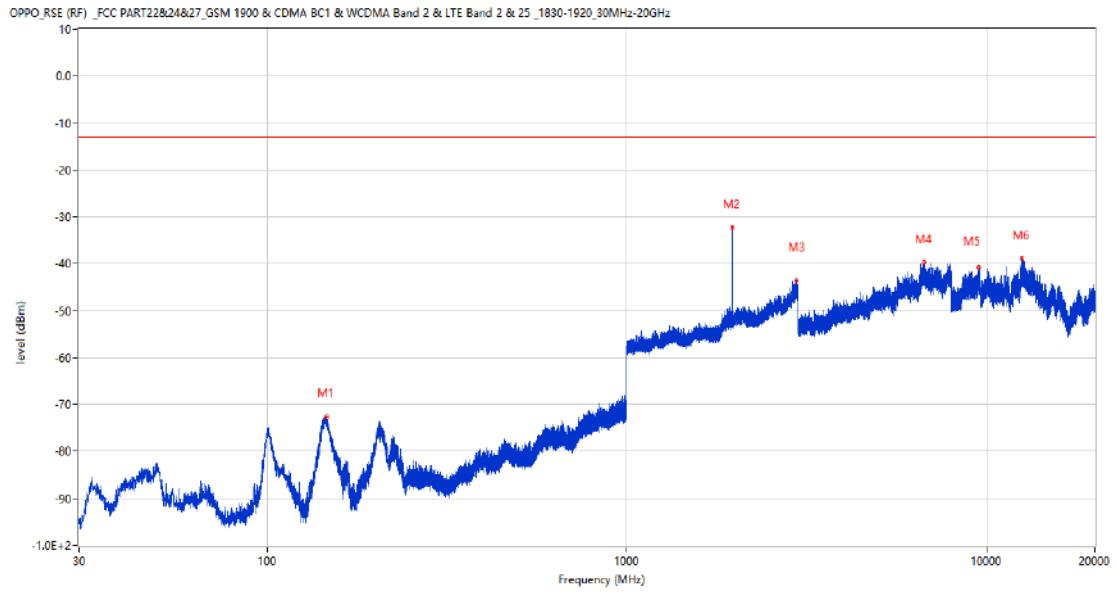
RSE-V&H WCDMA Band 2 CH9262



Frequency (MHz)	Result (dBm)	Factor (dB)	PK Limit (dBm)	Over Limit (dB)	Table (o)	ANT	EUT	Verdict
46.102	-68.11	-15.80	-13.0	-55.11	289.00	Vertical	Horizontal	Pass
1363.100	-52.10	-0.17	-13.0	-39.10	242.00	Vertical	Horizontal	Pass
1932.100	-44.60	3.18	-13.0	-31.60	292.00	Vertical	Horizontal	N/A
4044.750	-47.54	9.30	-13.0	-34.54	96.00	Vertical	Horizontal	Pass
7791.000	-39.12	15.79	-13.0	-26.12	52.00	Vertical	Horizontal	Pass
12702.737	-39.31	16.51	-13.0	-26.31	37.00	Vertical	Horizontal	Pass

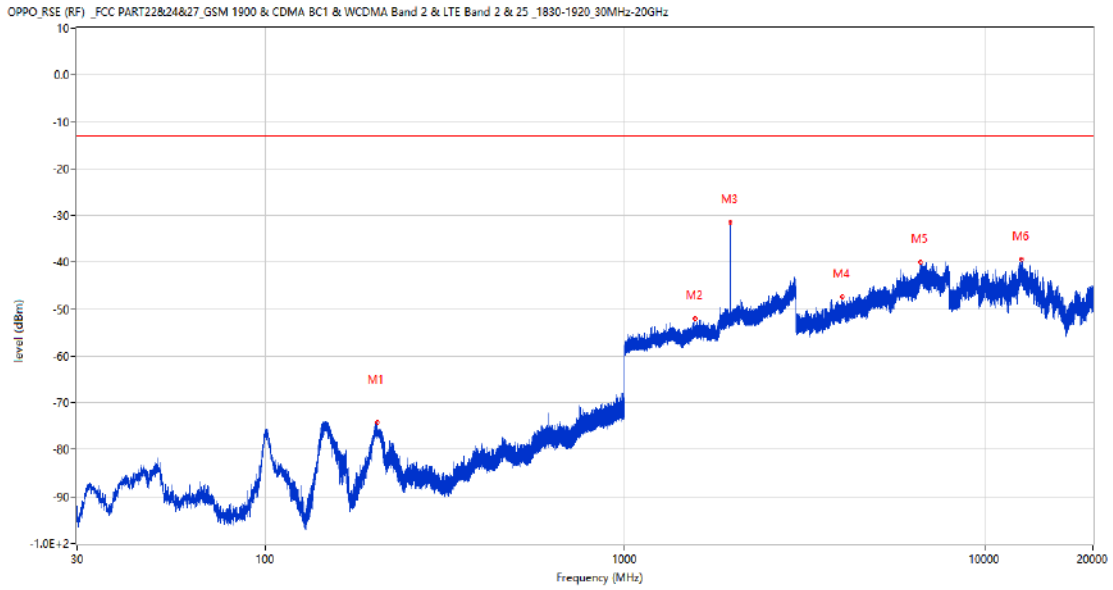
5.2 WCDMA Band 2 Middle Channel

RSE-H&H WCDMA Band 2 CH9400



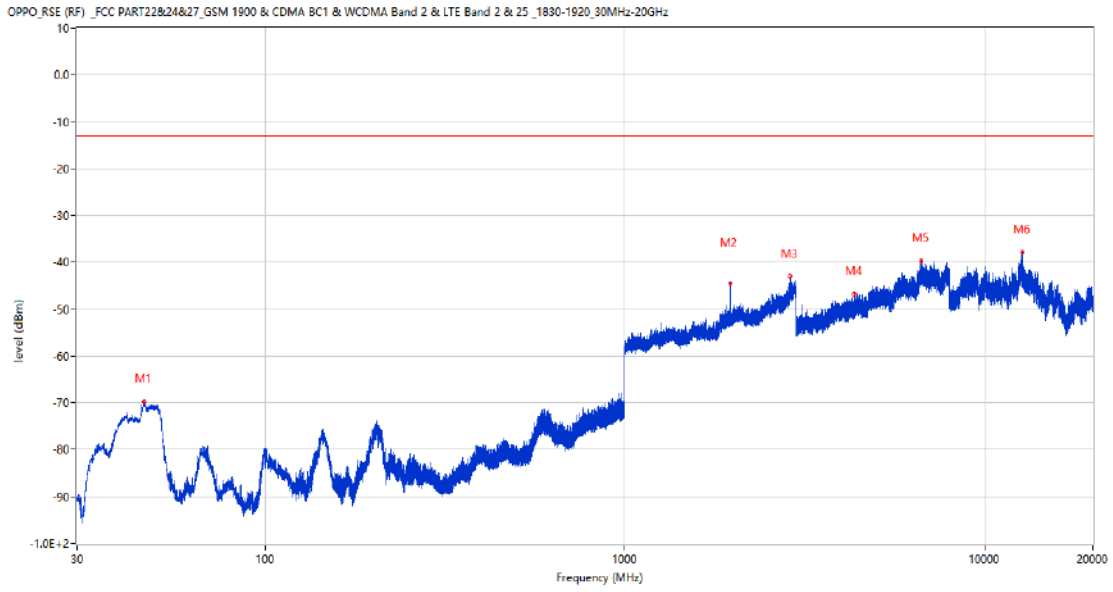
Frequency (MHz)	Result (dBm)	Factor (dB)	PK Limit (dBm)	Over Limit (dB)	Table (o)	ANT	EUT	Verdict
146.352	-72.61	-22.31	-13.0	-59.61	360.00	Horizontal	Horizontal	Pass
1960.500	-32.17	2.80	-13.0	-19.17	86.00	Horizontal	Horizontal	N/A
2962.300	-43.68	11.72	-13.0	-30.68	129.00	Horizontal	Horizontal	Pass
6695.000	-39.80	15.08	-13.0	-26.80	28.00	Horizontal	Horizontal	Pass
9503.612	-40.72	12.76	-13.0	-27.72	11.00	Horizontal	Horizontal	Pass
12501.812	-38.83	15.62	-13.0	-25.83	129.00	Horizontal	Horizontal	Pass

RSE-H&V WCDMA Band 2 CH9400



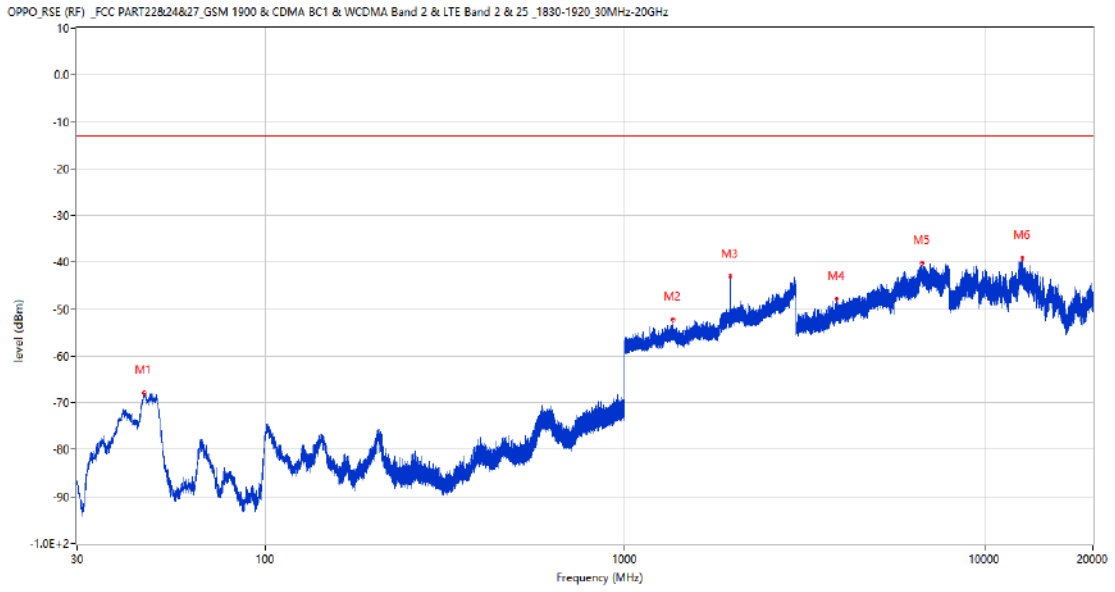
Frequency (MHz)	Result (dBm)	Factor (dB)	PK Limit (dBm)	Over Limit (dB)	Table (o)	ANT	EUT	Verdict
204.794	-74.01	-15.37	-13.0	-61.01	153.00	Horizontal	Vertical	Pass
1568.700	-51.98	0.23	-13.0	-38.98	190.00	Horizontal	Vertical	Pass
1959.400	-31.42	2.75	-13.0	-18.42	79.00	Horizontal	Vertical	N/A
4021.250	-47.31	9.09	-13.0	-34.31	171.00	Horizontal	Vertical	Pass
6616.750	-39.95	14.51	-13.0	-26.95	194.00	Horizontal	Vertical	Pass
12690.862	-39.29	16.38	-13.0	-26.29	281.00	Horizontal	Vertical	Pass

RSE-V&V WCDMA Band 2 CH9400



Frequency (MHz)	Result (dBm)	Factor (dB)	PK Limit (dBm)	Over Limit (dB)	Table (o)	ANT	EUT	Verdict
46.102	-69.82	-15.80	-13.0	-56.82	240.00	Vertical	Vertical	Pass
1960.000	-44.46	2.79	-13.0	-31.46	120.00	Vertical	Vertical	N/A
2882.700	-43.04	10.75	-13.0	-30.04	95.00	Vertical	Vertical	Pass
4345.500	-46.69	9.32	-13.0	-33.69	144.00	Vertical	Vertical	Pass
6651.250	-39.75	15.06	-13.0	-26.75	268.00	Vertical	Vertical	Pass
12740.263	-37.92	16.11	-13.0	-24.92	295.00	Vertical	Vertical	Pass

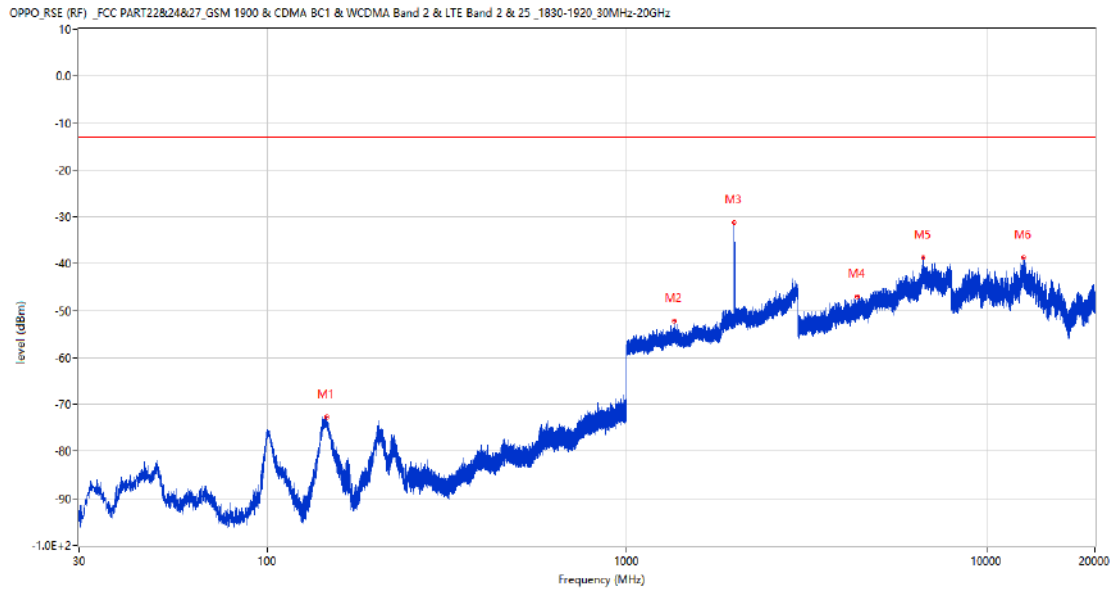
RSE-V&H WCDMA Band 2 CH9400



Frequency (MHz)	Result (dBm)	Factor (dB)	PK Limit (dBm)	Over Limit (dB)	Table (o)	ANT	EUT	Verdict
45.956	-67.91	-15.72	-13.0	-54.91	5.00	Vertical	Horizontal	Pass
1361.700	-52.21	-0.31	-13.0	-39.21	360.00	Vertical	Horizontal	Pass
1961.800	-43.09	3.09	-13.0	-30.09	148.00	Vertical	Horizontal	N/A
3885.500	-47.89	9.00	-13.0	-34.89	117.00	Vertical	Horizontal	Pass
6705.000	-40.15	15.52	-13.0	-27.15	61.00	Vertical	Horizontal	Pass
12721.974	-39.13	16.30	-13.0	-26.13	17.00	Vertical	Horizontal	Pass

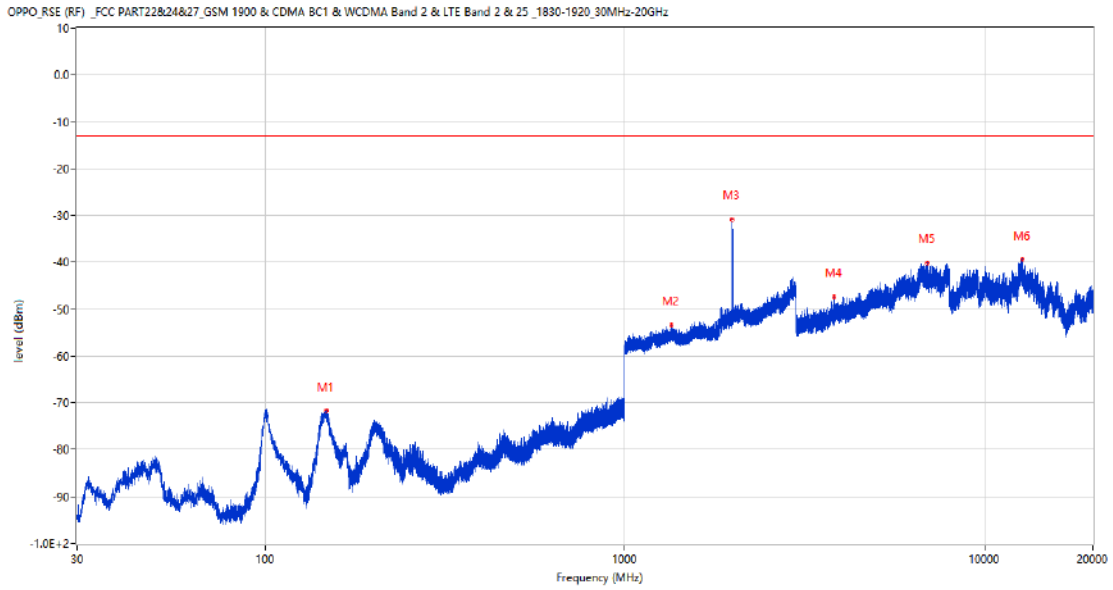
5.3 WCDMA Band 2 High Channel

RSE-H&H WCDMA Band 2 CH9538



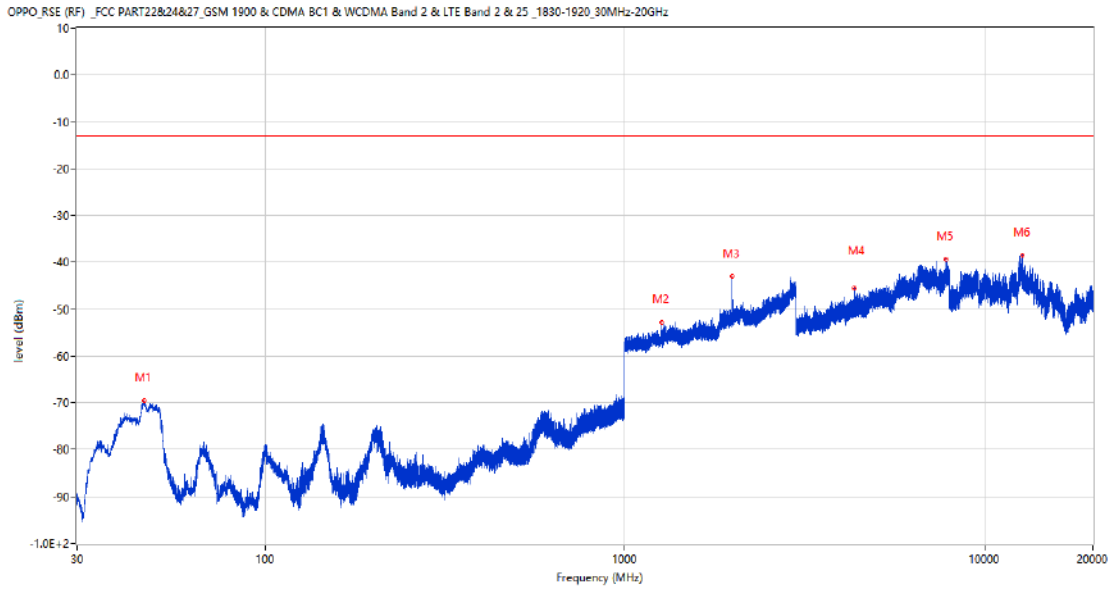
Frequency (MHz)	Result (dBm)	Factor (dB)	PK Limit (dBm)	Over Limit (dB)	Table (o)	ANT	EUT	Verdict
145.770	-72.73	-22.42	-13.0	-59.73	360.00	Horizontal	Horizontal	Pass
1352.400	-52.14	-0.46	-13.0	-39.14	9.00	Horizontal	Horizontal	Pass
1988.800	-31.20	2.92	-13.0	-18.20	86.00	Horizontal	Horizontal	N/A
4374.250	-46.93	9.18	-13.0	-33.93	87.00	Horizontal	Horizontal	Pass
6682.000	-38.70	14.55	-13.0	-25.70	177.00	Horizontal	Horizontal	Pass
12661.888	-38.66	15.88	-13.0	-25.66	253.00	Horizontal	Horizontal	Pass

RSE-H&V WCDMA Band 2 CH9538



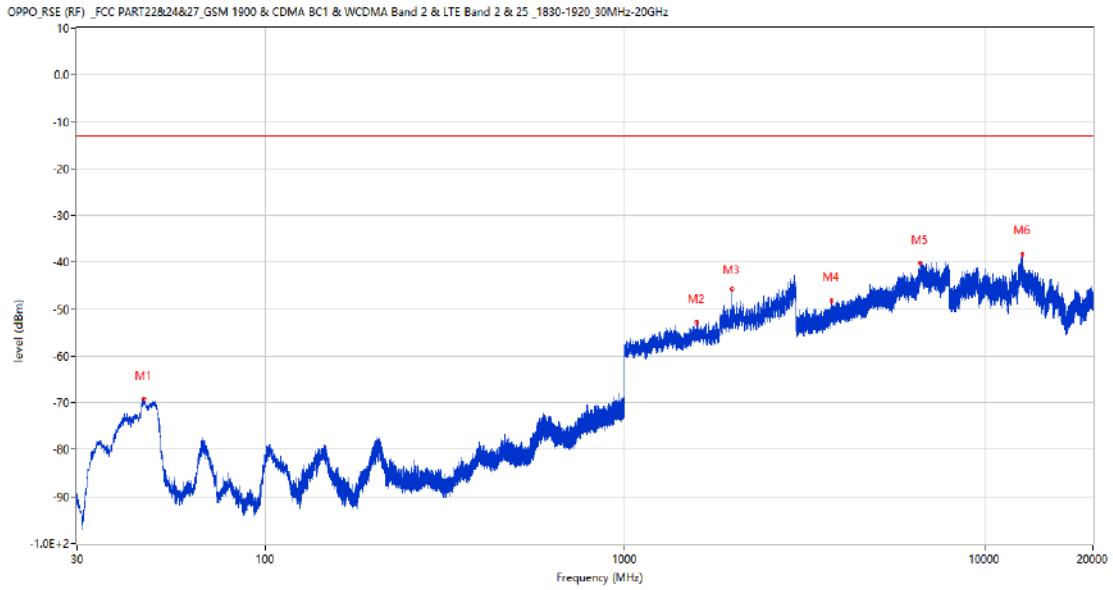
Frequency (MHz)	Result (dBm)	Factor (dB)	PK Limit (dBm)	Over Limit (dB)	Table (o)	ANT	EUT	Verdict
147.612	-71.64	-22.18	-13.0	-58.64	15.00	Horizontal	Vertical	Pass
1346.300	-53.42	-0.21	-13.0	-40.42	108.00	Horizontal	Vertical	Pass
1987.400	-30.87	2.97	-13.0	-17.87	83.00	Horizontal	Vertical	N/A
3817.250	-47.46	7.66	-13.0	-34.46	196.00	Horizontal	Vertical	Pass
6925.250	-40.11	14.03	-13.0	-27.11	196.00	Horizontal	Vertical	Pass
12743.825	-39.31	16.07	-13.0	-26.31	155.00	Horizontal	Vertical	Pass

RSE-V&V WCDMA Band 2 CH9538



Frequency (MHz)	Result (dBm)	Factor (dB)	PK Limit (dBm)	Over Limit (dB)	Table (o)	ANT	EUT	Verdict
46.053	-69.61	-15.75	-13.0	-56.61	58.00	Vertical	Vertical	Pass
1267.800	-52.86	-1.06	-13.0	-39.86	35.00	Vertical	Vertical	Pass
1989.400	-43.05	2.96	-13.0	-30.05	113.00	Vertical	Vertical	N/A
4350.000	-45.43	9.28	-13.0	-32.43	287.00	Vertical	Vertical	Pass
7802.500	-39.21	15.88	-13.0	-26.21	309.00	Vertical	Vertical	Pass
12720.312	-38.50	16.32	-13.0	-25.50	355.00	Vertical	Vertical	Pass

RSE-V&H WCDMA Band 2 CH9538

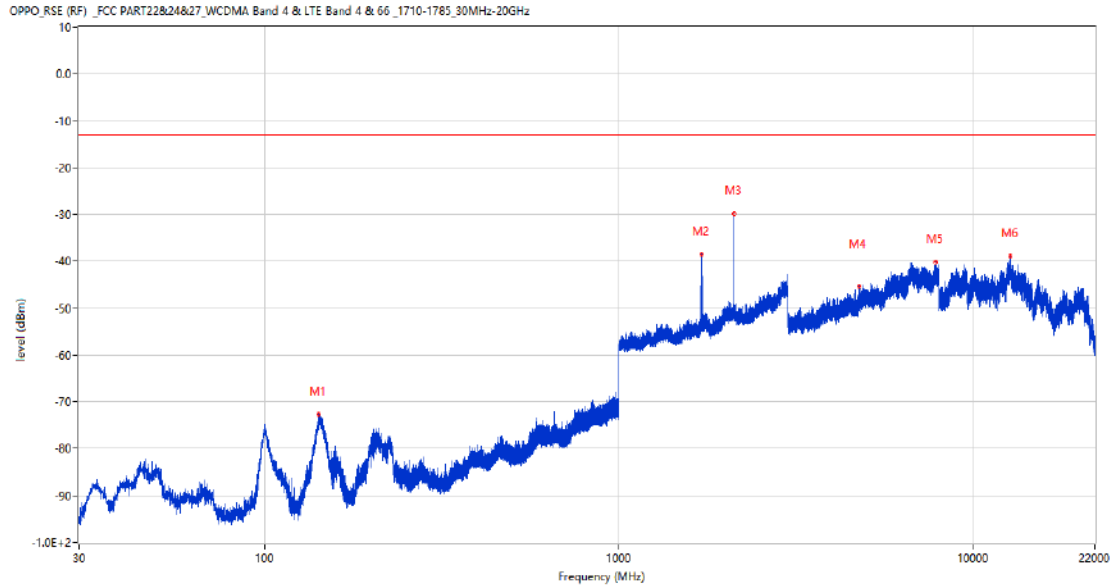


Frequency (MHz)	Result (dBm)	Factor (dB)	PK Limit (dBm)	Over Limit (dB)	Table (o)	ANT	EUT	Verdict
46.053	-69.16	-15.75	-13.0	-56.16	0.00	Vertical	Horizontal	Pass
1580.600	-52.78	0.29	-13.0	-39.78	360.00	Vertical	Horizontal	Pass
1988.400	-45.79	2.90	-13.0	-32.79	199.00	Vertical	Horizontal	N/A
3753.250	-48.28	8.08	-13.0	-35.28	240.00	Vertical	Horizontal	Pass
6646.000	-40.16	15.23	-13.0	-27.16	1.00	Vertical	Horizontal	Pass
12714.138	-38.28	16.39	-13.0	-25.28	7.00	Vertical	Horizontal	Pass

6 WCDMA Band 4

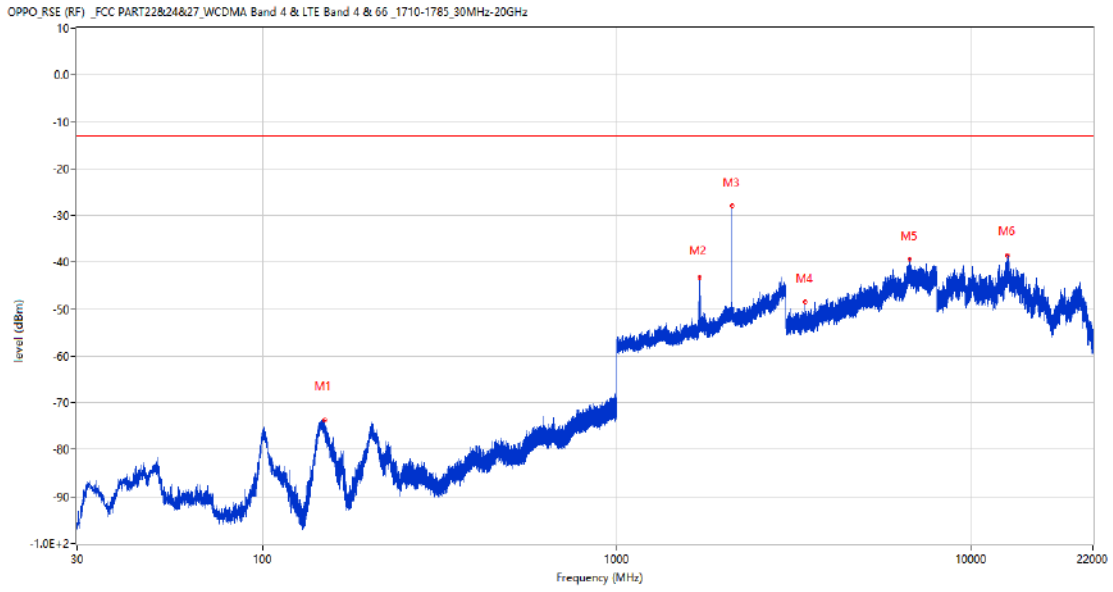
6.1 WCDMA Band 4 Low Channel

RSE-H&H WCDMA Band 4 CH1312



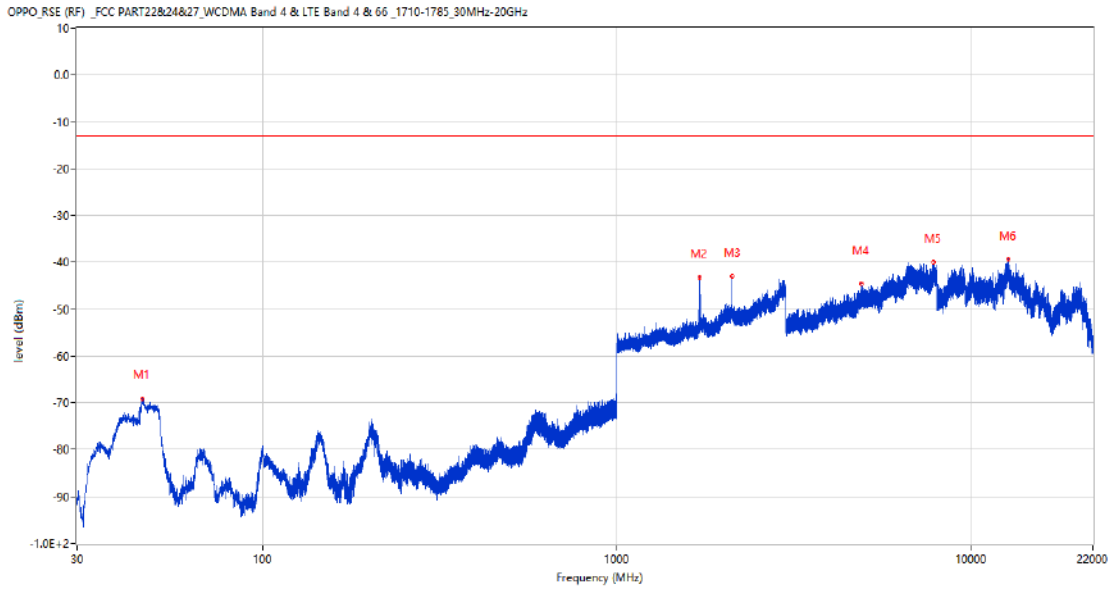
Frequency (MHz)	Result (dBm)	Factor (dB)	PK Limit (dBm)	Over Limit (dB)	Table (o)	ANT	EUT	Verdict
142.180	-72.67	-22.87	-13.0	-59.67	357.00	Horizontal	Horizontal	Pass
1711.800	-38.53	1.98	-13.0	-25.53	326.00	Horizontal	Horizontal	N/A
2112.100	-29.84	4.61	-13.0	-16.84	138.00	Horizontal	Horizontal	N/A
4745.750	-45.36	9.70	-13.0	-32.36	317.00	Horizontal	Horizontal	Pass
7805.000	-40.10	16.05	-13.0	-27.10	184.00	Horizontal	Horizontal	Pass
12691.575	-38.92	16.39	-13.0	-25.92	226.00	Horizontal	Horizontal	Pass

RSE-H&V WCDMA Band 4 CH1312



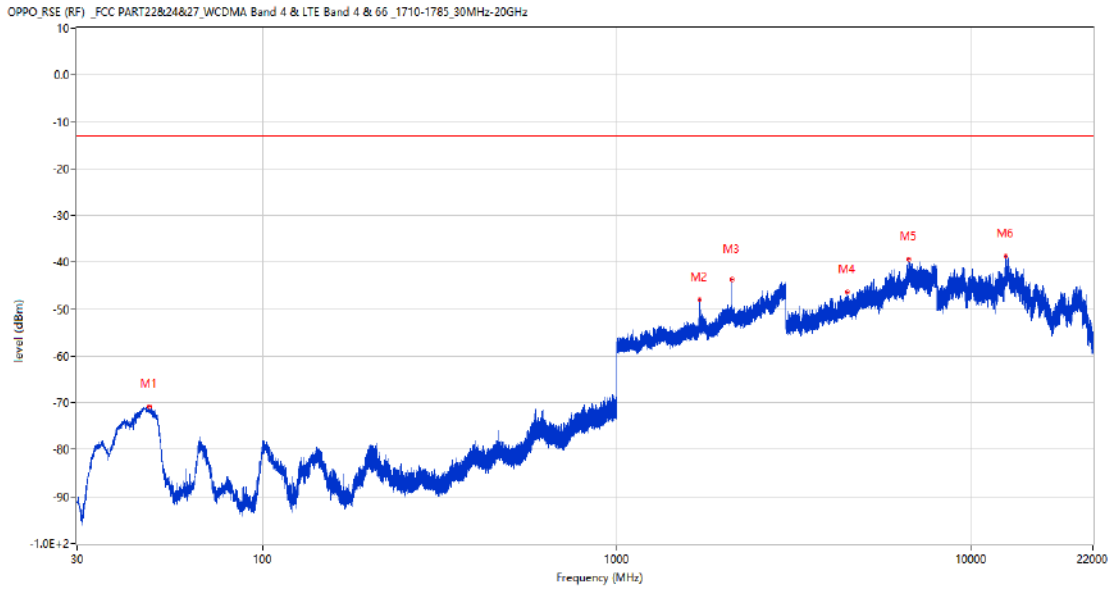
Frequency (MHz)	Result (dBm)	Factor (dB)	PK Limit (dBm)	Over Limit (dB)	Table (o)	ANT	EUT	Verdict
149.262	-73.66	-21.97	-13.0	-60.66	235.00	Horizontal	Vertical	Pass
1711.900	-43.29	1.98	-13.0	-30.29	180.00	Horizontal	Vertical	N/A
2113.000	-27.83	4.63	-13.0	-14.83	95.00	Horizontal	Vertical	N/A
3384.500	-48.51	6.76	-13.0	-35.51	72.00	Horizontal	Vertical	Pass
6711.750	-39.32	15.57	-13.0	-26.32	83.00	Horizontal	Vertical	Pass
12669.963	-38.38	16.02	-13.0	-25.38	188.00	Horizontal	Vertical	Pass

RSE-V&V WCDMA Band 4 CH1312



Frequency (MHz)	Result (dBm)	Factor (dB)	PK Limit (dBm)	Over Limit (dB)	Table (o)	ANT	EUT	Verdict
45.859	-69.14	-15.79	-13.0	-56.14	19.00	Vertical	Vertical	Pass
1711.700	-43.30	1.98	-13.0	-30.30	291.00	Vertical	Vertical	N/A
2112.300	-43.12	4.61	-13.0	-30.12	221.00	Vertical	Vertical	N/A
4903.500	-44.49	10.56	-13.0	-31.49	75.00	Vertical	Vertical	Pass
7826.000	-39.94	15.93	-13.0	-26.94	289.00	Vertical	Vertical	Pass
12705.588	-39.29	16.48	-13.0	-26.29	292.00	Vertical	Vertical	Pass

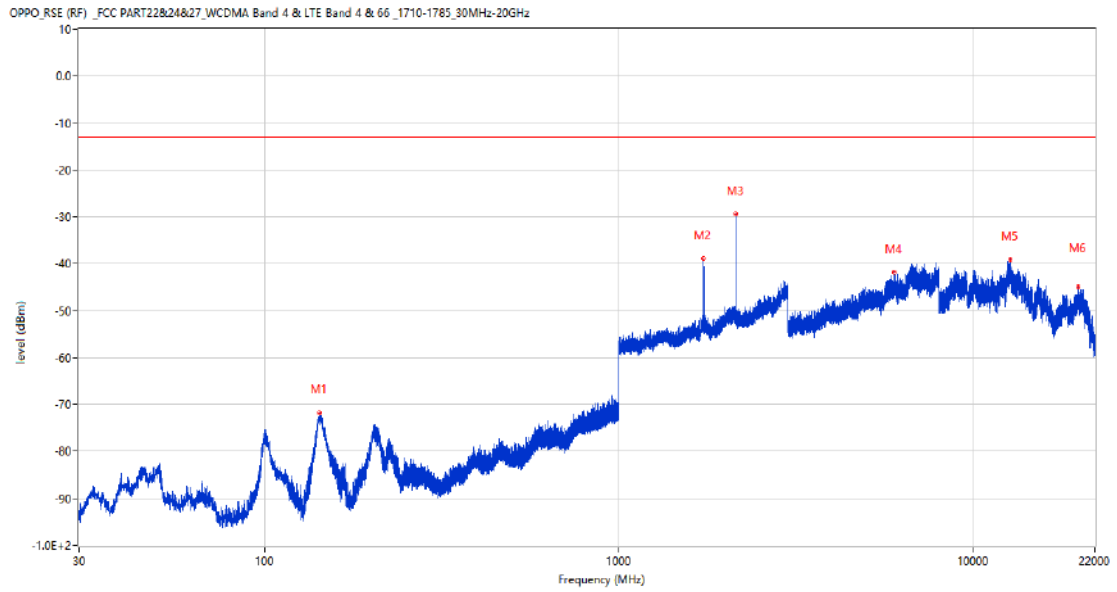
RSE-V&H WCDMA Band 4 CH1312



Frequency (MHz)	Result (dBm)	Factor (dB)	PK Limit (dBm)	Over Limit (dB)	Table (o)	ANT	EUT	Verdict
48.042	-70.78	-17.13	-13.0	-57.78	139.00	Vertical	Horizontal	Pass
1711.700	-47.92	1.98	-13.0	-34.92	10.00	Vertical	Horizontal	N/A
2111.500	-43.67	4.62	-13.0	-30.67	2.00	Vertical	Horizontal	N/A
4462.500	-46.35	9.67	-13.0	-33.35	355.00	Vertical	Horizontal	Pass
6643.750	-39.35	15.13	-13.0	-26.35	199.00	Vertical	Horizontal	Pass
12508.463	-38.62	15.49	-13.0	-25.62	204.00	Vertical	Horizontal	Pass

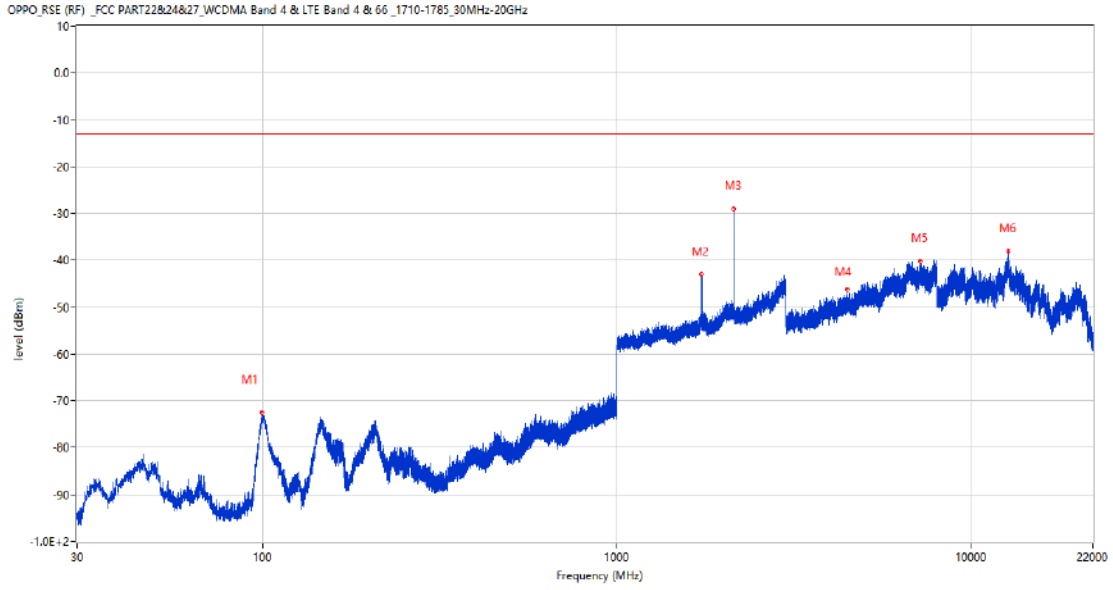
6.2 WCDMA Band 4 Middle Channel

RSE-H&H WCDMA Band 4 CH1412



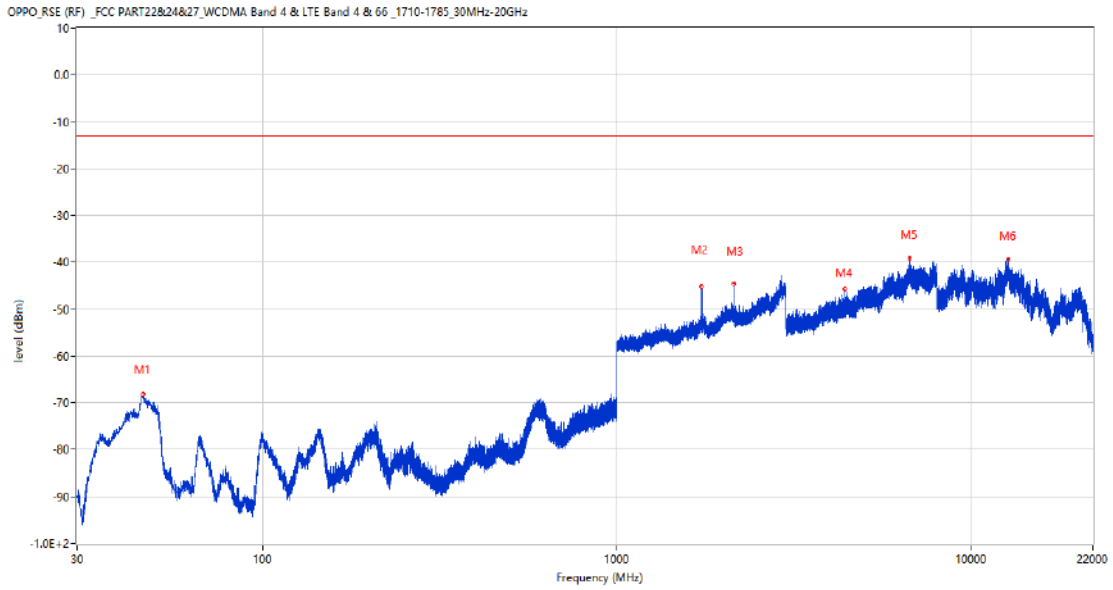
Frequency (MHz)	Result (dBm)	Factor (dB)	PK Limit (dBm)	Over Limit (dB)	Table (o)	ANT	EUT	Verdict
142.714	-71.90	-22.67	-13.0	-58.90	360.00	Horizontal	Horizontal	Pass
1732.200	-38.88	2.02	-13.0	-25.88	334.00	Horizontal	Horizontal	N/A
2132.200	-29.41	3.95	-13.0	-16.41	132.00	Horizontal	Horizontal	N/A
5962.000	-41.84	13.49	-13.0	-28.84	150.00	Horizontal	Horizontal	Pass
12689.438	-39.08	16.36	-13.0	-26.08	181.00	Horizontal	Horizontal	Pass
19754.562	-44.88	10.85	-13.0	-31.88	130.00	Horizontal	Horizontal	Pass

RSE-H&V WCDMA Band 4 CH1412



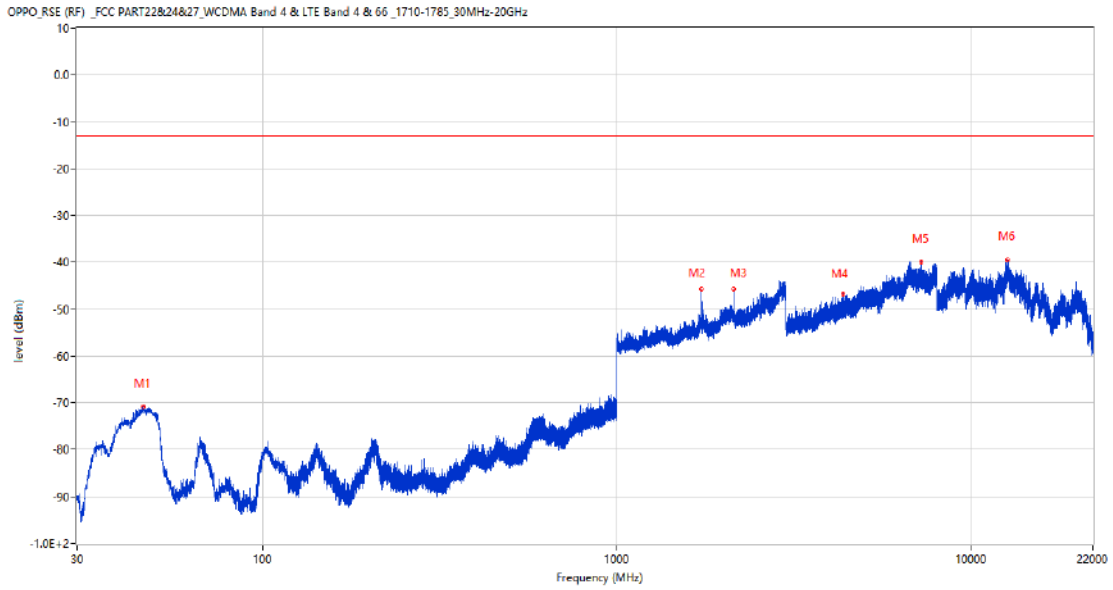
Frequency (MHz)	Result (dBm)	Factor (dB)	PK Limit (dBm)	Over Limit (dB)	Table (o)	ANT	EUT	Verdict
99.937	-72.38	-19.61	-13.0	-59.38	1.00	Horizontal	Vertical	Pass
1732.200	-43.05	2.02	-13.0	-30.05	153.00	Horizontal	Vertical	N/A
2133.700	-28.86	3.97	-13.0	-15.86	91.00	Horizontal	Vertical	N/A
4464.750	-46.12	9.53	-13.0	-33.12	320.00	Horizontal	Vertical	Pass
7180.750	-40.17	14.54	-13.0	-27.17	332.00	Horizontal	Vertical	Pass
12694.425	-38.07	16.44	-13.0	-25.07	177.00	Horizontal	Vertical	Pass

RSE-V&V WCDMA Band 4 CH1412



Frequency (MHz)	Result (dBm)	Factor (dB)	PK Limit (dBm)	Over Limit (dB)	Table (o)	ANT	EUT	Verdict
46.053	-68.09	-15.75	-13.0	-55.09	2.00	Vertical	Vertical	Pass
1732.800	-45.18	2.02	-13.0	-32.18	192.00	Vertical	Vertical	N/A
2132.000	-44.44	3.94	-13.0	-31.44	337.00	Vertical	Vertical	N/A
4382.000	-45.79	9.11	-13.0	-32.79	298.00	Vertical	Vertical	Pass
6682.750	-39.08	14.66	-13.0	-26.08	64.00	Vertical	Vertical	Pass
12738.600	-39.29	16.12	-13.0	-26.29	260.00	Vertical	Vertical	Pass

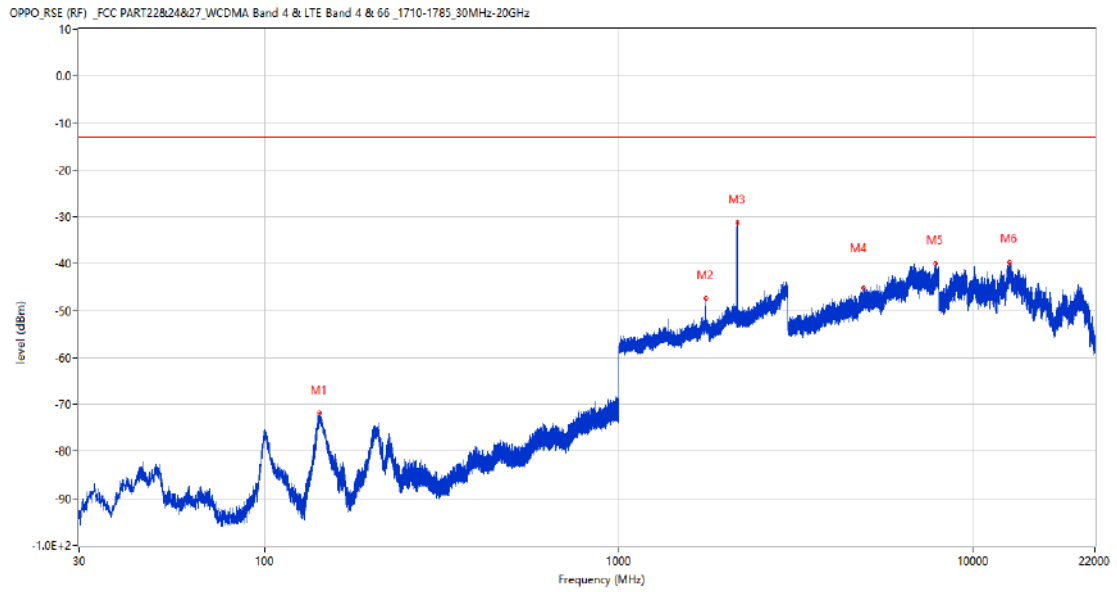
RSE-V&H WCDMA Band 4 CH1412



Frequency (MHz)	Result (dBm)	Factor (dB)	PK Limit (dBm)	Over Limit (dB)	Table (o)	ANT	EUT	Verdict
46.151	-70.79	-15.85	-13.0	-57.79	0.00	Vertical	Horizontal	Pass
1732.100	-45.82	2.02	-13.0	-32.82	360.00	Vertical	Horizontal	N/A
2134.000	-45.78	4.02	-13.0	-32.78	300.00	Vertical	Horizontal	N/A
4336.250	-46.74	8.96	-13.0	-33.74	71.00	Vertical	Horizontal	Pass
7201.500	-39.96	14.65	-13.0	-26.96	236.00	Vertical	Horizontal	Pass
12600.138	-39.61	15.21	-13.0	-26.61	132.00	Vertical	Horizontal	Pass

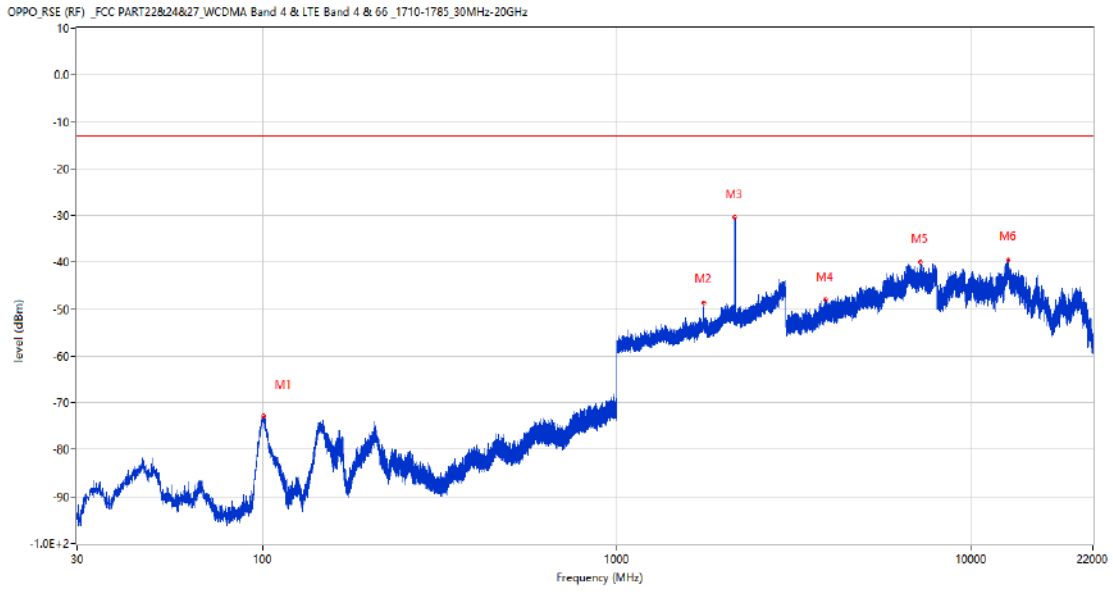
6.3 WCDMA Band 4 High Channel

RSE-H&H WCDMA Band 4 CH1513



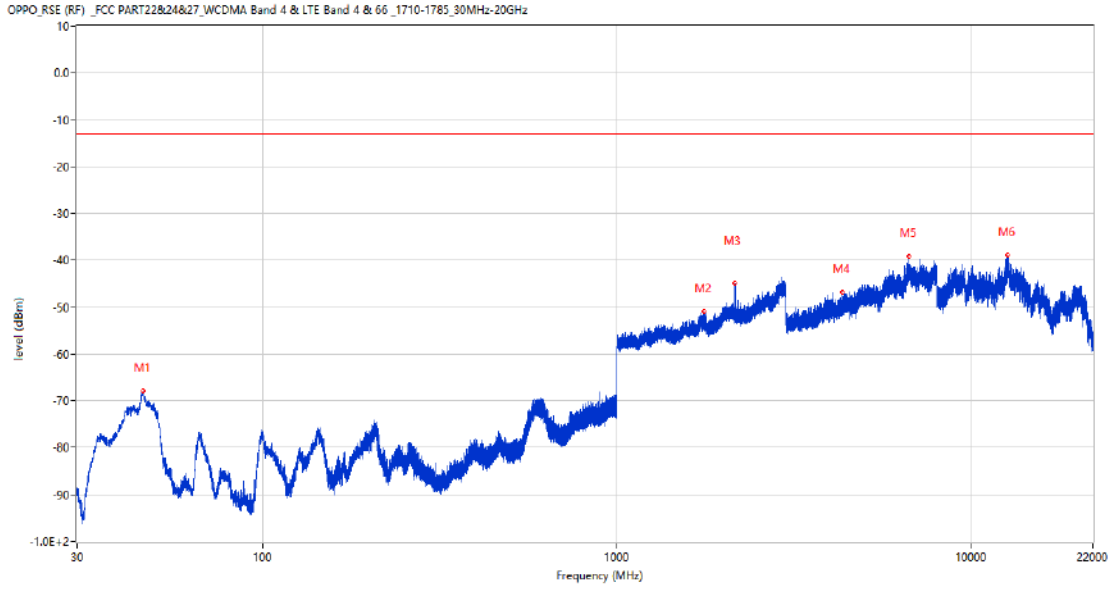
Frequency (MHz)	Result (dBm)	Factor (dB)	PK Limit (dBm)	Over Limit (dB)	Table (o)	ANT	EUT	Verdict
142.666	-71.84	-22.69	-13.0	-58.84	354.00	Horizontal	Horizontal	Pass
1753.400	-47.48	2.03	-13.0	-34.48	334.00	Horizontal	Horizontal	N/A
2153.800	-31.29	3.12	-13.0	-18.29	87.00	Horizontal	Horizontal	N/A
4887.500	-45.14	10.75	-13.0	-32.14	253.00	Horizontal	Horizontal	Pass
7810.250	-39.94	16.27	-13.0	-26.94	264.00	Horizontal	Horizontal	Pass
12611.299	-39.65	15.31	-13.0	-26.65	39.00	Horizontal	Horizontal	Pass

RSE-H&V WCDMA Band 4 CH1513



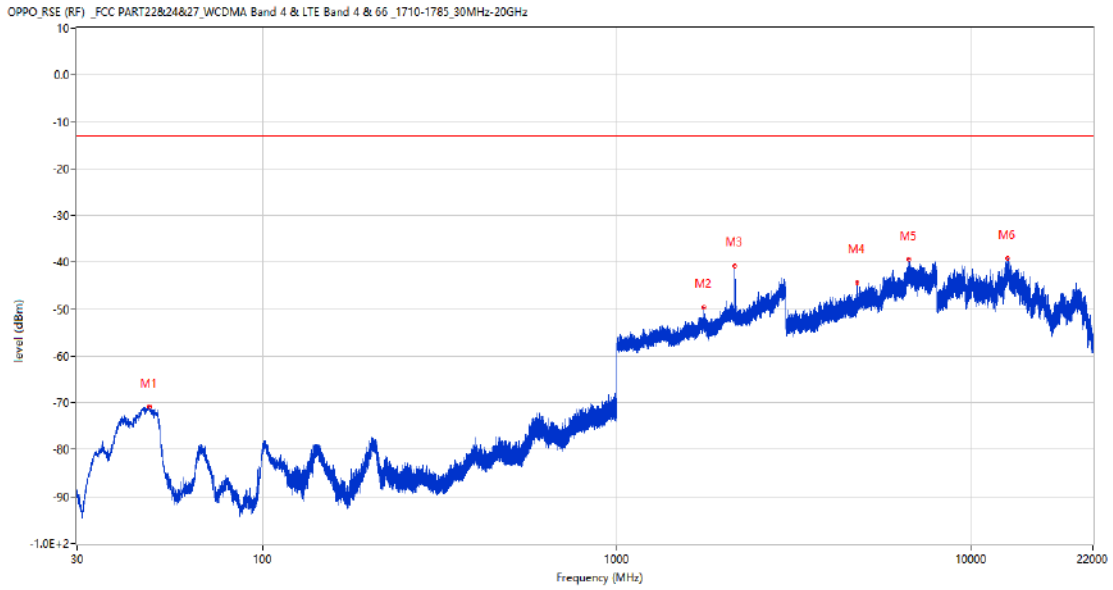
Frequency (MHz)	Result (dBm)	Factor (dB)	PK Limit (dBm)	Over Limit (dB)	Table (o)	ANT	EUT	Verdict
100.616	-72.89	-19.57	-13.0	-59.89	343.00	Horizontal	Vertical	Pass
1754.100	-48.53	2.02	-13.0	-35.53	352.00	Horizontal	Vertical	N/A
2151.900	-30.45	3.06	-13.0	-17.45	93.00	Horizontal	Vertical	N/A
3868.250	-47.92	8.72	-13.0	-34.92	135.00	Horizontal	Vertical	Pass
7190.000	-39.94	14.57	-13.0	-26.94	278.00	Horizontal	Vertical	Pass
12693.474	-39.56	16.43	-13.0	-26.56	178.00	Horizontal	Vertical	Pass

RSE-V&V WCDMA Band 4 CH1513



Frequency (MHz)	Result (dBm)	Factor (dB)	PK Limit (dBm)	Over Limit (dB)	Table (o)	ANT	EUT	Verdict
46.102	-67.96	-15.80	-13.0	-54.96	0.00	Vertical	Vertical	Pass
1754.000	-51.00	2.03	-13.0	-38.00	307.00	Vertical	Vertical	Pass
2152.800	-44.94	3.12	-13.0	-31.94	221.00	Vertical	Vertical	N/A
4316.750	-46.82	8.85	-13.0	-33.82	254.00	Vertical	Vertical	Pass
6673.500	-39.15	14.58	-13.0	-26.15	254.00	Vertical	Vertical	Pass
12666.162	-38.82	15.95	-13.0	-25.82	35.00	Vertical	Vertical	Pass

RSE-V&H WCDMA Band 4 CH1513

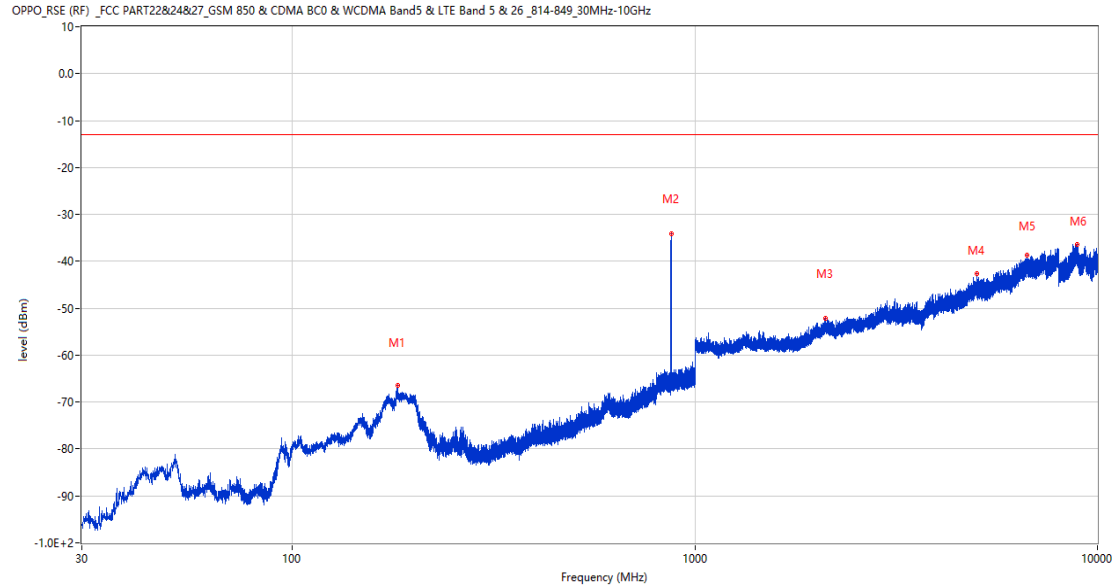


Frequency (MHz)	Result (dBm)	Factor (dB)	PK Limit (dBm)	Over Limit (dB)	Table (o)	ANT	EUT	Verdict
47.993	-70.83	-17.12	-13.0	-57.83	122.00	Vertical	Horizontal	Pass
1761.100	-49.67	1.97	-13.0	-36.67	282.00	Vertical	Horizontal	N/A
2152.400	-40.77	3.00	-13.0	-27.77	155.00	Vertical	Horizontal	N/A
4742.500	-44.37	9.62	-13.0	-31.37	360.00	Vertical	Horizontal	Pass
6655.000	-39.32	14.97	-13.0	-26.32	0.00	Vertical	Horizontal	Pass
12666.637	-39.04	15.96	-13.0	-26.04	360.00	Vertical	Horizontal	Pass

7 WCDMA Band 5

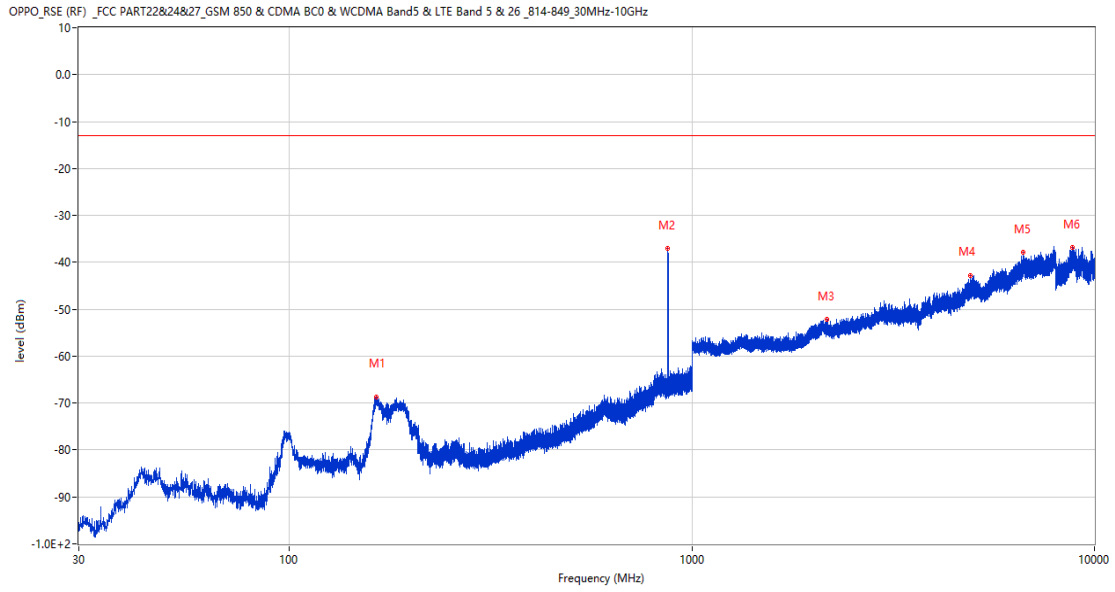
7.1 WCDMA Band 5 Low Channel

RSE-H&H WCDMA Band 5 CH4132



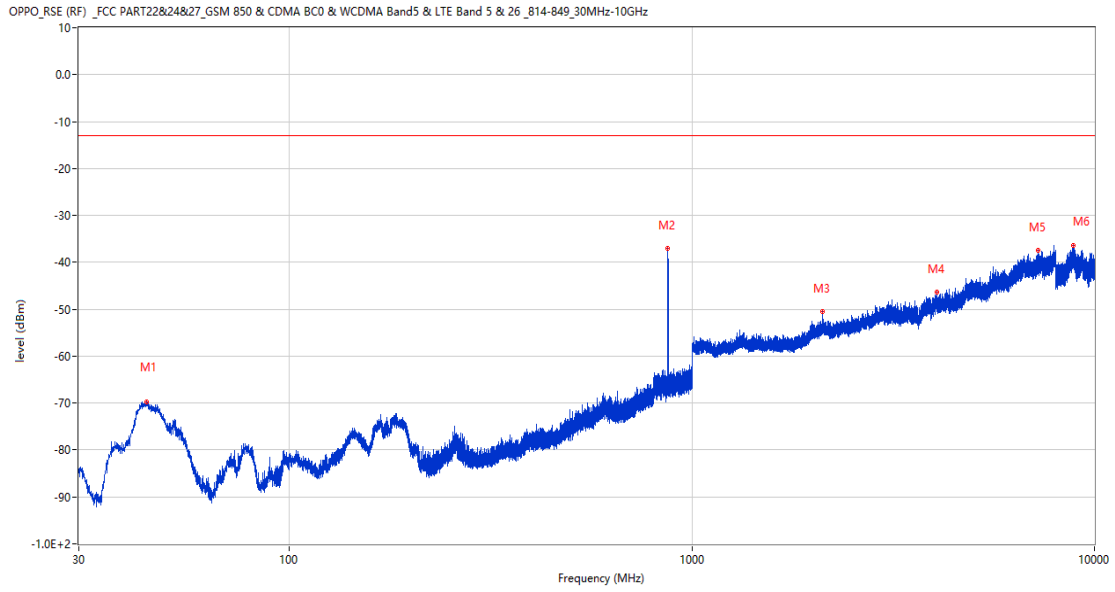
Frequency (MHz)	Result (dBm)	Factor (dB)	PK Limit (dBm)	Over Limit (dB)	Table (o)	ANT	EUT	Verdict
182.338	-66.48	-15.30	-13.0	-53.48	64.00	Horizontal	Horizontal	Pass
872.930	-34.04	6.43	-13.0	-21.04	254.00	Horizontal	Horizontal	N/A
2113.300	-52.13	0.23	-13.0	-39.13	124.00	Horizontal	Horizontal	Pass
5023.750	-42.57	12.24	-13.0	-29.57	16.00	Horizontal	Horizontal	Pass
6678.000	-38.66	16.78	-13.0	-25.66	174.00	Horizontal	Horizontal	Pass
8914.600	-36.47	19.66	-13.0	-23.47	132.00	Horizontal	Horizontal	Pass

RSE-H&V WCDMA Band 5 CH4132



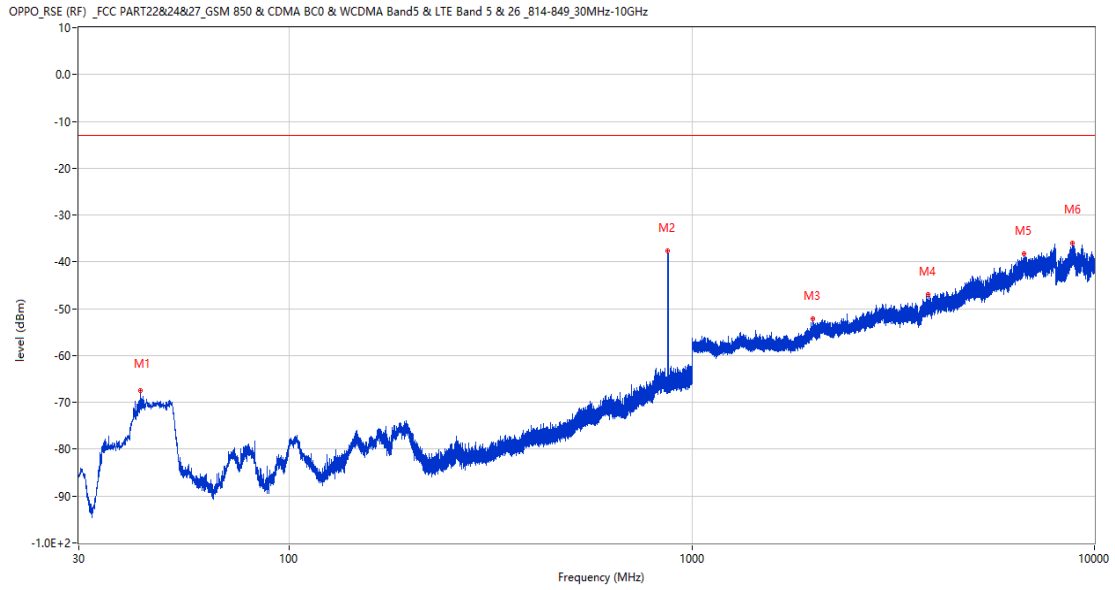
Frequency (MHz)	Result (dBm)	Factor (dB)	PK Limit (dBm)	Over Limit (dB)	Table (o)	ANT	EUT	Verdict
164.684	-68.64	-16.36	-13.0	-55.64	62.00	Horizontal	Vertical	Pass
870.505	-37.11	6.37	-13.0	-24.11	234.00	Horizontal	Vertical	N/A
2165.700	-52.19	-0.24	-13.0	-39.19	121.00	Horizontal	Vertical	Pass
4922.750	-42.74	13.34	-13.0	-29.74	242.00	Horizontal	Vertical	Pass
6666.250	-37.86	16.49	-13.0	-24.86	87.00	Horizontal	Vertical	Pass
8834.500	-36.91	20.11	-13.0	-23.91	139.00	Horizontal	Vertical	Pass

RSE-V&V WCDMA Band 5 CH4132



Frequency (MHz)	Result (dBm)	Factor (dB)	PK Limit (dBm)	Over Limit (dB)	Table (o)	ANT	EUT	Verdict
44.114	-69.80	-16.57	-13.0	-56.80	119.00	Vertical	Vertical	Pass
872.202	-37.07	6.42	-13.0	-24.07	13.00	Vertical	Vertical	N/A
2107.000	-50.48	0.21	-13.0	-37.48	27.00	Vertical	Vertical	Pass
4064.000	-46.40	10.49	-13.0	-33.40	347.00	Vertical	Vertical	Pass
7240.750	-37.37	17.50	-13.0	-24.37	143.00	Vertical	Vertical	Pass
8850.500	-36.34	20.35	-13.0	-23.34	355.00	Vertical	Vertical	Pass

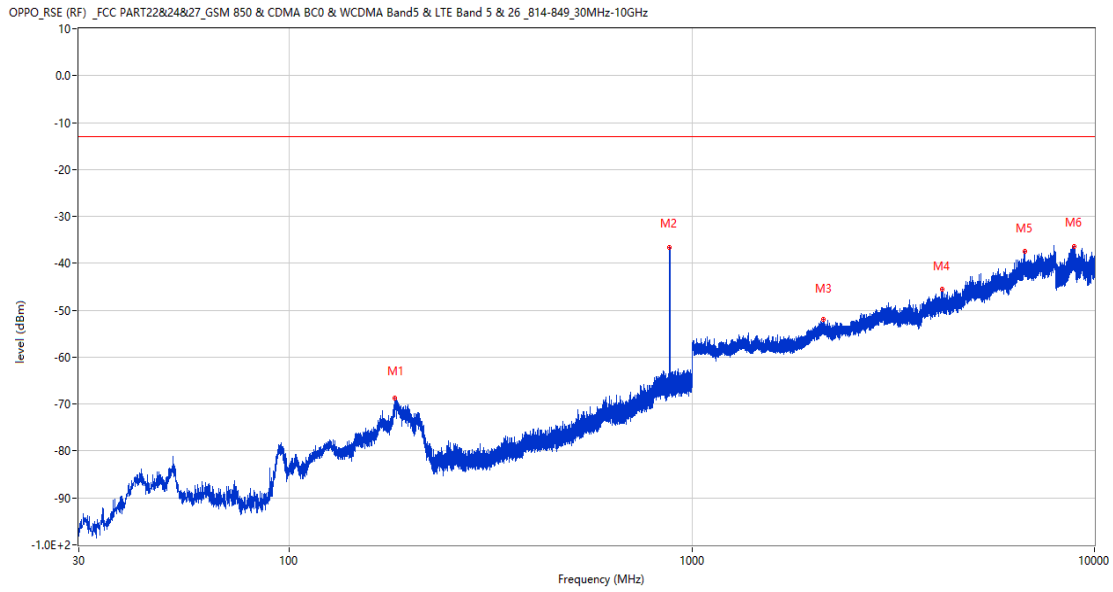
RSE-V&H WCDMA Band 5 CH4132



Frequency (MHz)	Result (dBm)	Factor (dB)	PK Limit (dBm)	Over Limit (dB)	Table (o)	ANT	EUT	Verdict
42.610	-67.42	-15.86	-13.0	-54.42	91.00	Vertical	Horizontal	Pass
872.300	-37.72	6.42	-13.0	-24.72	4.00	Vertical	Horizontal	N/A
1998.400	-52.22	-1.11	-13.0	-39.22	175.00	Vertical	Horizontal	Pass
3854.500	-47.06	9.57	-13.0	-34.06	138.00	Vertical	Horizontal	Pass
6696.000	-38.25	16.95	-13.0	-25.25	302.00	Vertical	Horizontal	Pass
8826.700	-35.93	19.98	-13.0	-22.93	59.00	Vertical	Horizontal	Pass

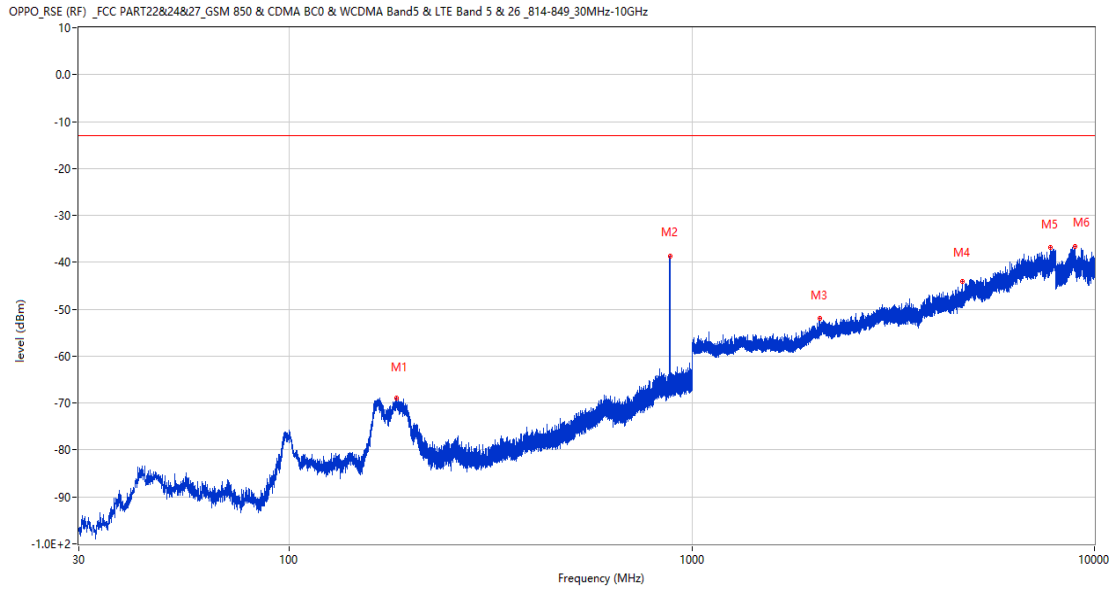
7.2 WCDMA Band 5 Middle Channel

RSE-H&H WCDMA Band 5 CH4182



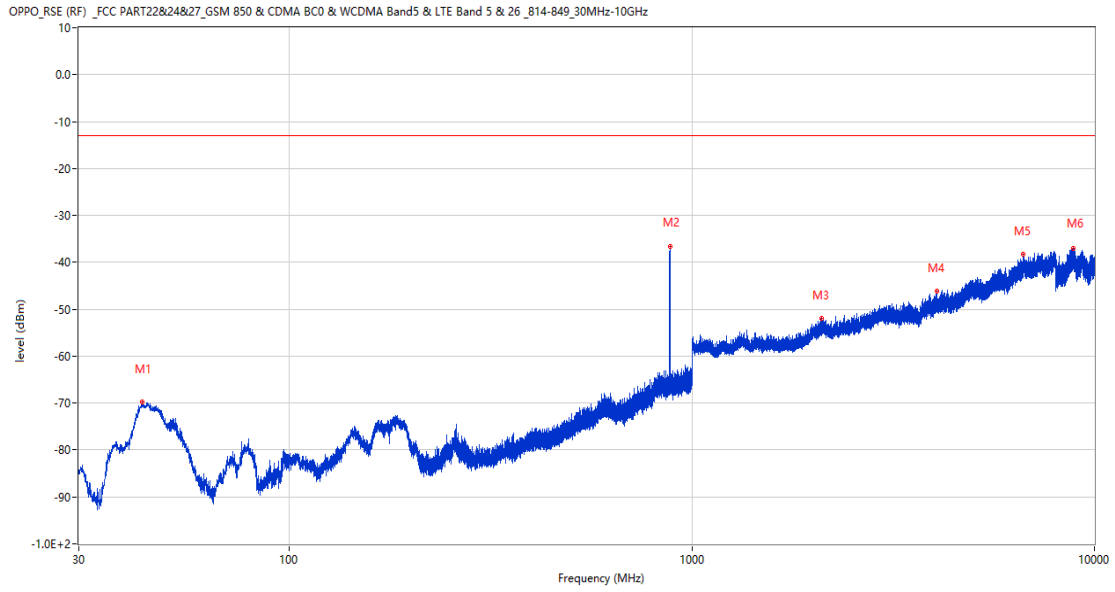
Frequency (MHz)	Result (dBm)	Factor (dB)	PK Limit (dBm)	Over Limit (dB)	Table (o)	ANT	EUT	Verdict
182.630	-68.72	-15.30	-13.0	-55.72	70.00	Horizontal	Horizontal	Pass
880.156	-36.60	6.63	-13.0	-23.60	242.00	Horizontal	Horizontal	N/A
2121.200	-51.94	-0.16	-13.0	-38.94	70.00	Horizontal	Horizontal	Pass
4196.000	-45.44	10.83	-13.0	-32.44	247.00	Horizontal	Horizontal	Pass
6718.500	-37.54	16.62	-13.0	-24.54	271.00	Horizontal	Horizontal	Pass
8890.200	-36.30	19.87	-13.0	-23.30	155.00	Horizontal	Horizontal	Pass

RSE-H&V WCDMA Band 5 CH4182



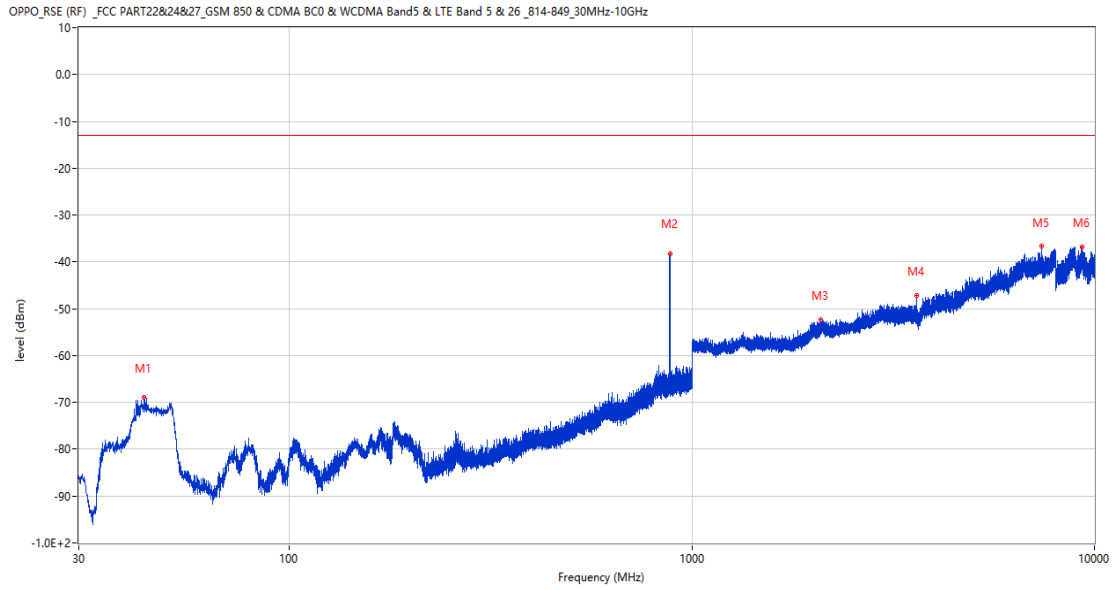
Frequency (MHz)	Result (dBm)	Factor (dB)	PK Limit (dBm)	Over Limit (dB)	Table (o)	ANT	EUT	Verdict
184.764	-68.96	-15.31	-13.0	-55.96	56.00	Horizontal	Vertical	Pass
881.466	-38.60	6.75	-13.0	-25.60	299.00	Horizontal	Vertical	N/A
2079.900	-51.98	0.12	-13.0	-38.98	320.00	Horizontal	Vertical	Pass
4693.500	-43.99	11.21	-13.0	-30.99	49.00	Horizontal	Vertical	Pass
7787.750	-36.80	18.28	-13.0	-23.80	163.00	Horizontal	Vertical	Pass
8944.099	-36.68	19.47	-13.0	-23.68	199.00	Horizontal	Vertical	Pass

RSE-V&V WCDMA Band 5 CH4182



Frequency (MHz)	Result (dBm)	Factor (dB)	PK Limit (dBm)	Over Limit (dB)	Table (o)	ANT	EUT	Verdict
42.998	-69.84	-15.47	-13.0	-56.84	114.00	Vertical	Vertical	Pass
881.903	-36.59	6.76	-13.0	-23.59	10.00	Vertical	Vertical	N/A
2103.000	-51.99	0.14	-13.0	-38.99	232.00	Vertical	Vertical	Pass
4063.750	-46.19	10.50	-13.0	-33.19	312.00	Vertical	Vertical	Pass
6666.250	-38.35	16.49	-13.0	-25.35	236.00	Vertical	Vertical	Pass
8850.600	-36.98	20.35	-13.0	-23.98	360.00	Vertical	Vertical	Pass

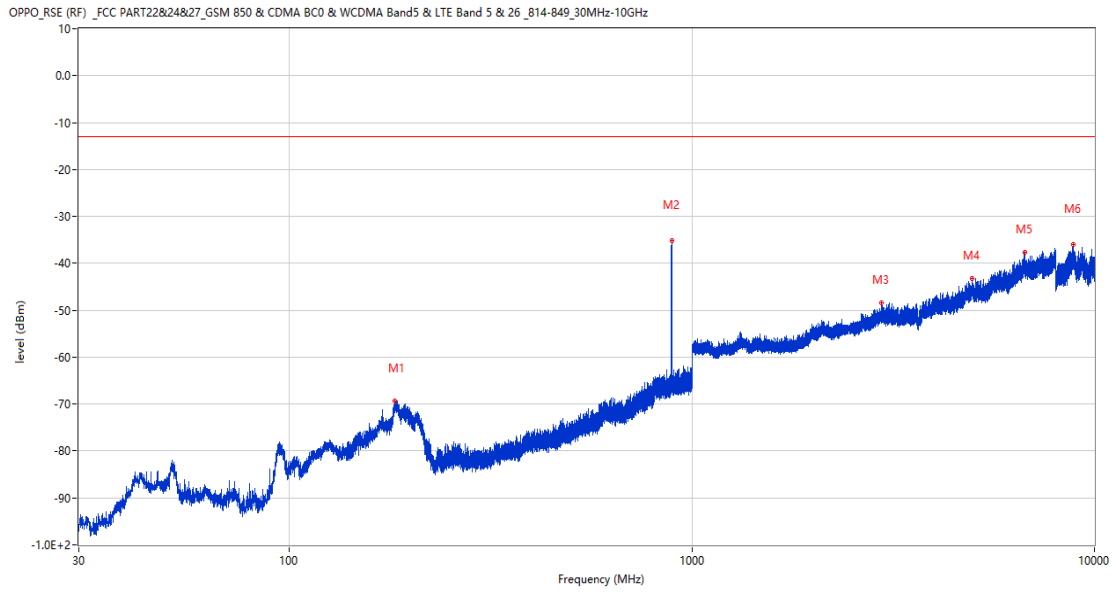
RSE-V&H WCDMA Band 5 CH4182



Frequency (MHz)	Result (dBm)	Factor (dB)	PK Limit (dBm)	Over Limit (dB)	Table (o)	ANT	EUT	Verdict
43.483	-68.87	-15.90	-13.0	-55.87	55.00	Vertical	Horizontal	Pass
881.417	-38.37	6.74	-13.0	-25.37	12.00	Vertical	Horizontal	N/A
2091.100	-52.40	-0.06	-13.0	-39.40	260.00	Vertical	Horizontal	Pass
3620.250	-47.09	7.05	-13.0	-34.09	177.00	Vertical	Horizontal	Pass
7403.250	-36.65	17.87	-13.0	-23.65	182.00	Vertical	Horizontal	Pass
9326.599	-36.92	19.44	-13.0	-23.92	185.00	Vertical	Horizontal	Pass

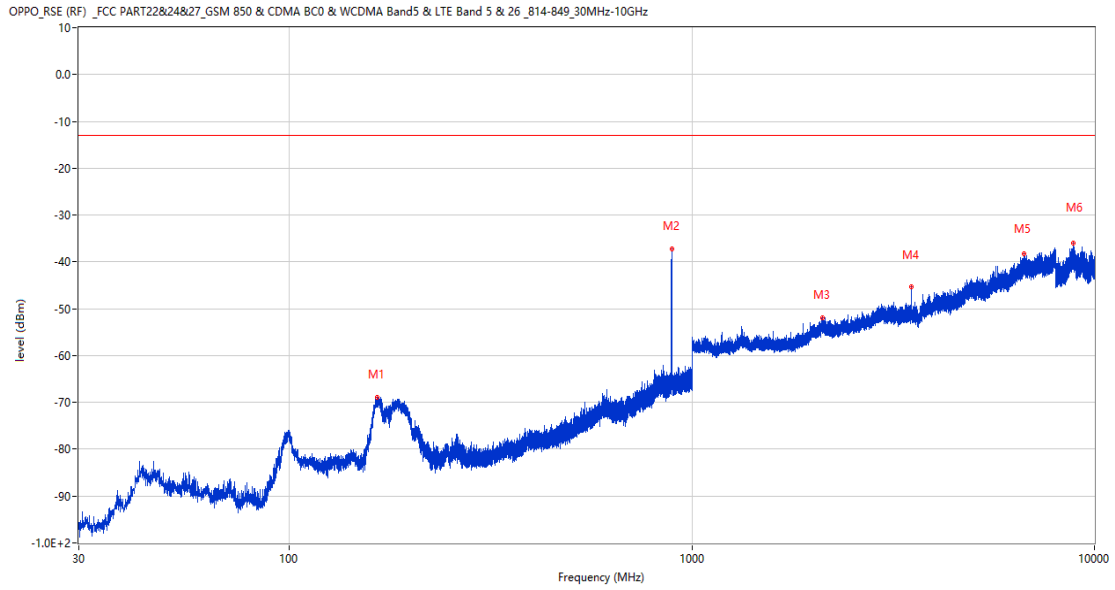
7.3 WCDMA Band 5 High Channel

RSE-H&H WCDMA Band 5 CH4233



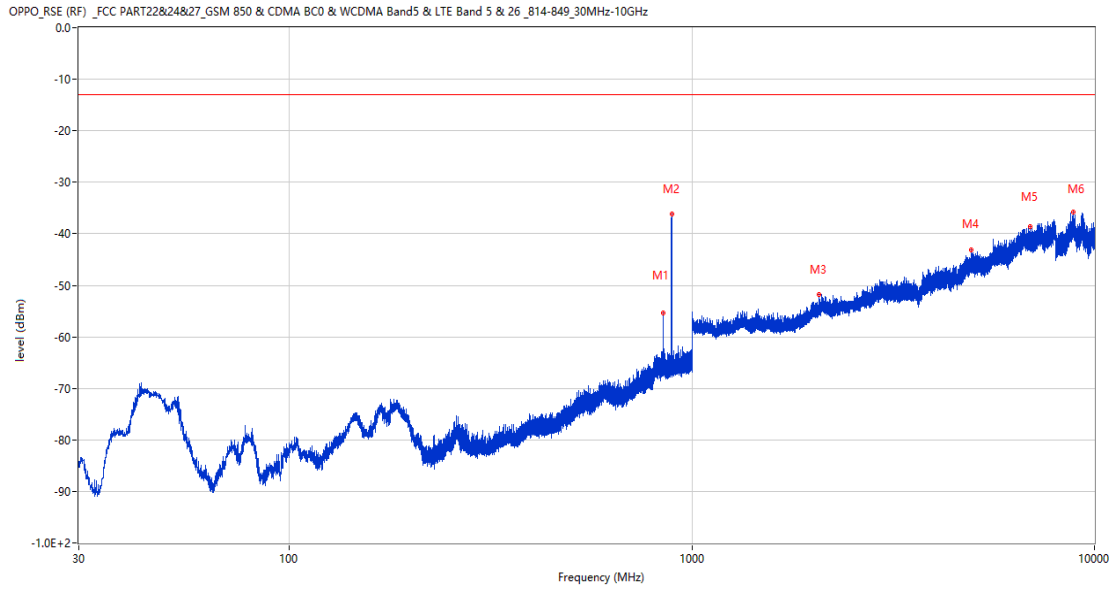
Frequency (MHz)	Result (dBm)	Factor (dB)	PK Limit (dBm)	Over Limit (dB)	Table (o)	ANT	EUT	Verdict
183.212	-69.24	-15.30	-13.0	-56.24	58.00	Horizontal	Horizontal	Pass
891.748	-35.06	6.96	-13.0	-22.06	235.00	Horizontal	Horizontal	N/A
2964.100	-48.33	4.62	-13.0	-35.33	250.00	Horizontal	Horizontal	Pass
4964.750	-43.17	13.37	-13.0	-30.17	232.00	Horizontal	Horizontal	Pass
6728.000	-37.73	16.51	-13.0	-24.73	64.00	Horizontal	Horizontal	Pass
8856.800	-35.94	20.28	-13.0	-22.94	241.00	Horizontal	Horizontal	Pass

RSE-H&V WCDMA Band 5 CH4233



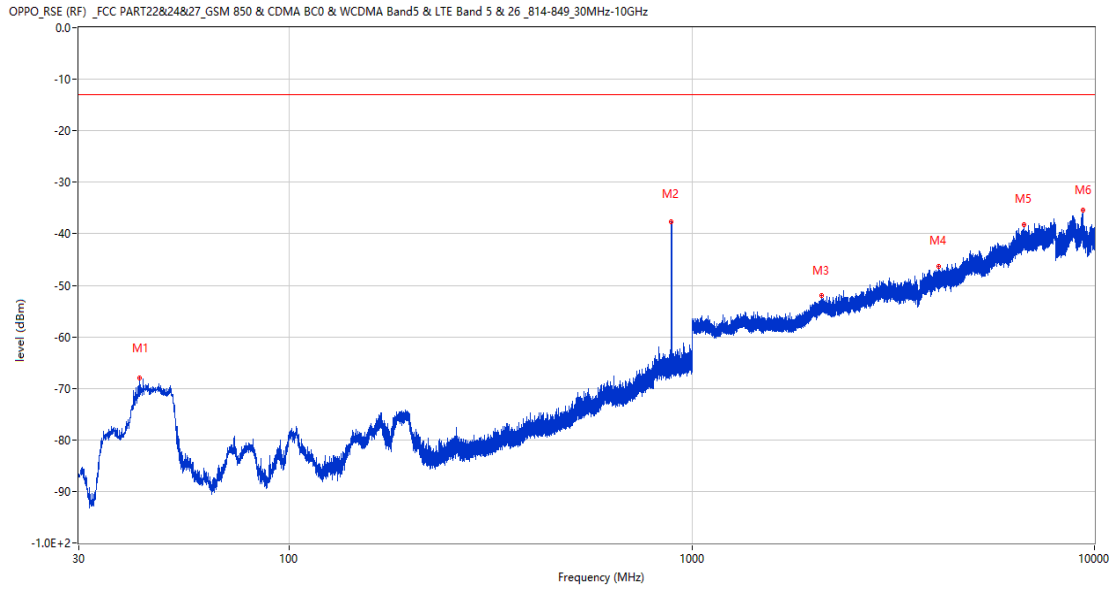
Frequency (MHz)	Result (dBm)	Factor (dB)	PK Limit (dBm)	Over Limit (dB)	Table (o)	ANT	EUT	Verdict
165.606	-68.99	-16.34	-13.0	-55.99	82.00	Horizontal	Vertical	Pass
893.154	-37.33	6.93	-13.0	-24.33	223.00	Horizontal	Vertical	N/A
2112.000	-52.01	0.27	-13.0	-39.01	281.00	Horizontal	Vertical	Pass
3506.500	-45.22	6.82	-13.0	-32.22	262.00	Horizontal	Vertical	Pass
6689.250	-38.24	17.06	-13.0	-25.24	342.00	Horizontal	Vertical	Pass
8859.099	-36.06	20.25	-13.0	-23.06	360.00	Horizontal	Vertical	Pass

RSE-V&V WCDMA Band 5 CH4233



Frequency (MHz)	Result (dBm)	Factor (dB)	PK Limit (dBm)	Over Limit (dB)	Table (o)	ANT	EUT	Verdict
848.486	-55.30	7.31	-13.0	-42.30	133.00	Vertical	Vertical	N/A
891.360	-36.18	6.95	-13.0	-23.18	187.00	Vertical	Vertical	N/A
2072.700	-51.75	-0.37	-13.0	-38.75	275.00	Vertical	Vertical	Pass
4947.250	-43.14	12.85	-13.0	-30.14	147.00	Vertical	Vertical	Pass
6915.750	-38.60	16.50	-13.0	-25.60	307.00	Vertical	Vertical	Pass
8843.700	-35.83	20.26	-13.0	-22.83	247.00	Vertical	Vertical	Pass

RSE-V&H WCDMA Band 5 CH4233



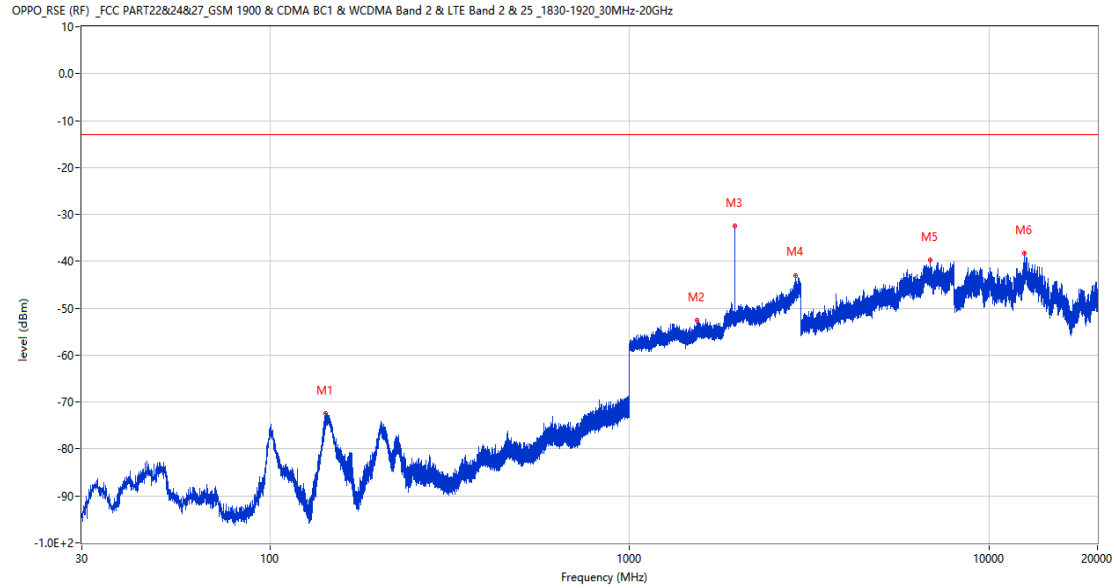
Frequency (MHz)	Result (dBm)	Factor (dB)	PK Limit (dBm)	Over Limit (dB)	Table (o)	ANT	EUT	Verdict
42.513	-67.90	-15.95	-13.0	-54.90	240.00	Vertical	Horizontal	Pass
890.196	-37.62	7.01	-13.0	-24.62	202.00	Vertical	Horizontal	N/A
2103.500	-51.88	0.14	-13.0	-38.88	347.00	Vertical	Horizontal	Pass
4103.500	-46.41	10.08	-13.0	-33.41	227.00	Vertical	Horizontal	Pass
6679.000	-38.23	16.84	-13.0	-25.23	0.00	Vertical	Horizontal	Pass
9349.100	-35.46	19.13	-13.0	-22.46	0.00	Vertical	Horizontal	Pass

LTE

8 LTE Band 2

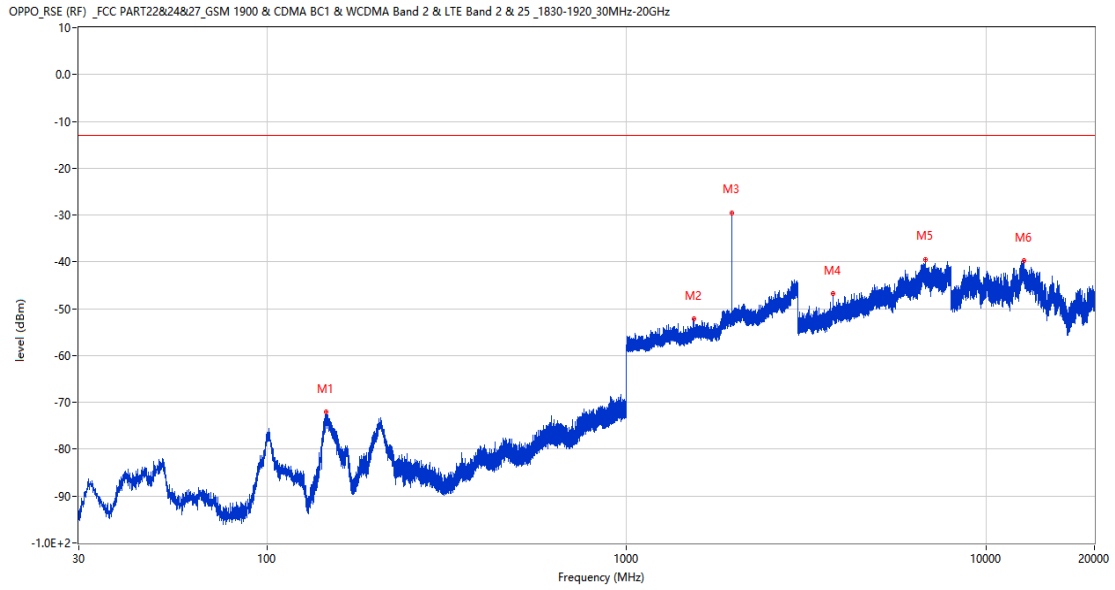
8.1 LTE Band 2 BW1.4, Middle Channel

RSE-H&H LTE Band 2 BW1.4 CH18900



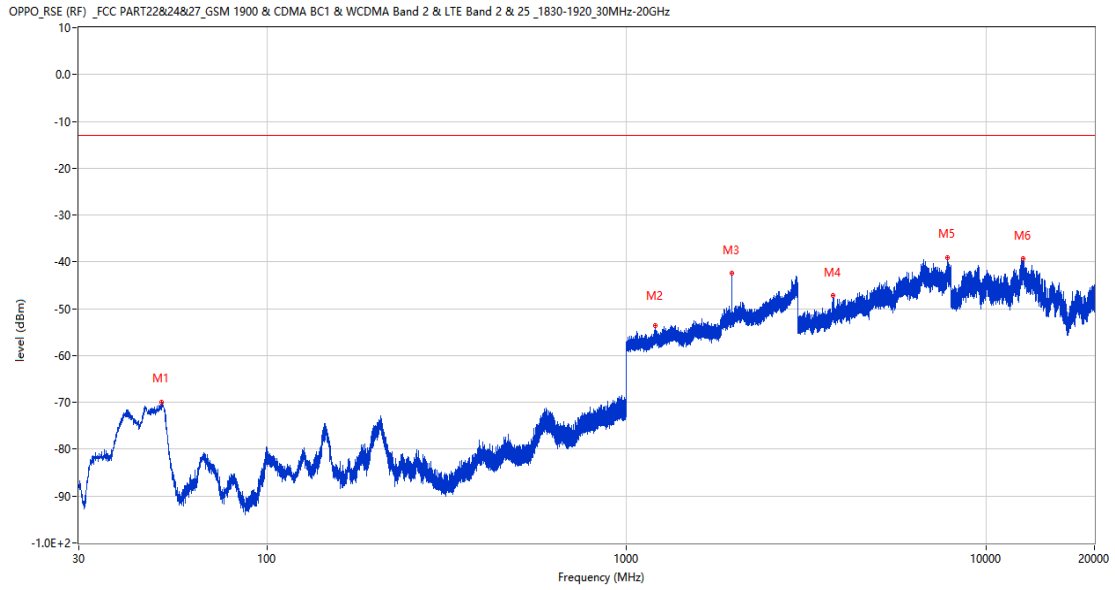
Frequency (MHz)	Result (dBm)	Factor (dB)	PK Limit (dBm)	Over Limit (dB)	Table (o)	ANT	EUT	Verdict
143.005	-72.49	-22.61	-13.0	-59.49	359.00	Horizontal	Horizontal	Pass
1540.100	-52.63	-0.06	-13.0	-39.63	193.00	Horizontal	Horizontal	Pass
1960.700	-32.48	2.80	-13.0	-19.48	78.00	Horizontal	Horizontal	N/A
2891.700	-43.11	12.07	-13.0	-30.11	52.00	Horizontal	Horizontal	Pass
6866.250	-39.64	14.17	-13.0	-26.64	189.00	Horizontal	Horizontal	Pass
12499.675	-38.29	15.65	-13.0	-25.29	66.00	Horizontal	Horizontal	Pass

RSE-H&V LTE Band 2 BW1.4 CH18900



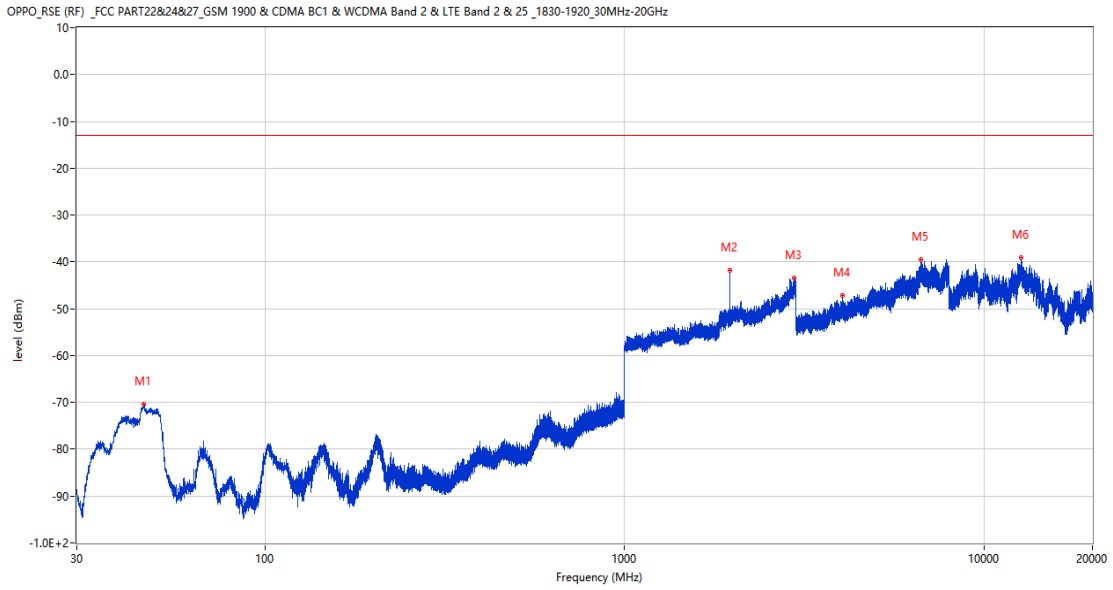
Frequency (MHz)	Result (dBm)	Factor (dB)	PK Limit (dBm)	Over Limit (dB)	Table (o)	ANT	EUT	Verdict
145.770	-72.12	-22.42	-13.0	-59.12	212.00	Horizontal	Vertical	Pass
1538.100	-52.21	-0.07	-13.0	-39.21	172.00	Horizontal	Vertical	Pass
1961.100	-29.57	2.83	-13.0	-16.57	72.00	Horizontal	Vertical	N/A
3759.750	-46.82	8.73	-13.0	-33.82	348.00	Horizontal	Vertical	Pass
6794.000	-39.58	14.37	-13.0	-26.58	292.00	Horizontal	Vertical	Pass
12713.900	-39.68	16.39	-13.0	-26.68	297.00	Horizontal	Vertical	Pass

RSE-V&V LTE Band 2 BW1.4 CH18900



Frequency (MHz)	Result (dBm)	Factor (dB)	PK Limit (dBm)	Over Limit (dB)	Table (o)	ANT	EUT	Verdict
50.952	-69.96	-16.75	-13.0	-56.96	288.00	Vertical	Vertical	Pass
1204.700	-53.62	-0.94	-13.0	-40.62	1.00	Vertical	Vertical	Pass
1961.100	-42.51	2.83	-13.0	-29.51	130.00	Vertical	Vertical	N/A
3759.500	-47.25	8.70	-13.0	-34.25	255.00	Vertical	Vertical	Pass
7816.250	-39.12	16.32	-13.0	-26.12	145.00	Vertical	Vertical	Pass
12706.300	-39.40	16.47	-13.0	-26.40	182.00	Vertical	Vertical	Pass

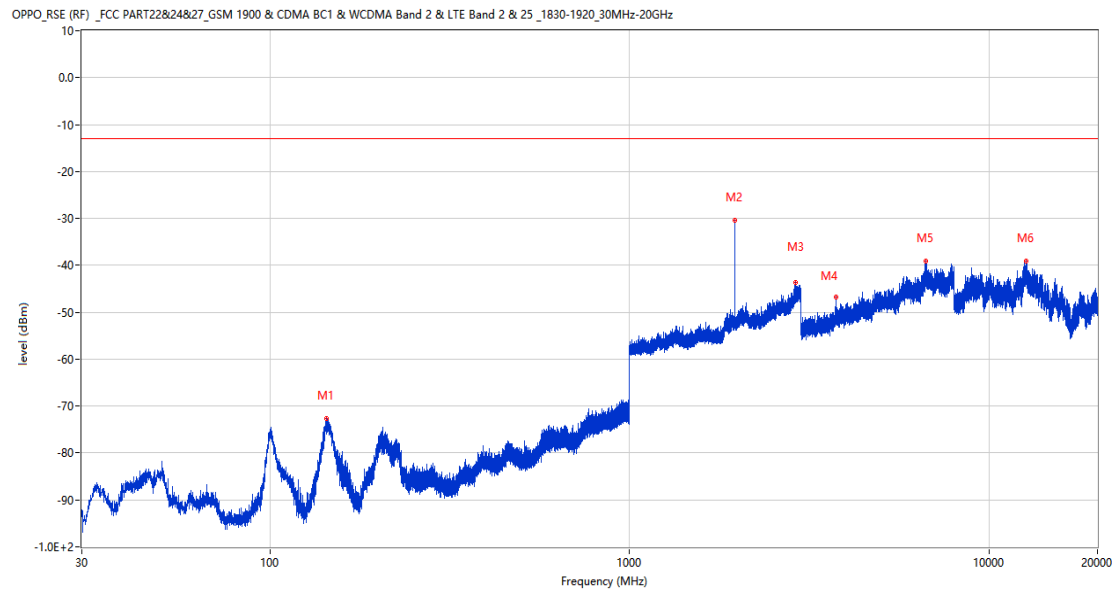
RSE-V&H LTE Band 2 BW1.4 CH18900



Frequency (MHz)	Result (dBm)	Factor (dB)	PK Limit (dBm)	Over Limit (dB)	Table (o)	ANT	EUT	Verdict
45.956	-70.44	-15.72	-13.0	-57.44	0.00	Vertical	Horizontal	Pass
1960.500	-41.78	2.80	-13.0	-28.78	298.00	Vertical	Horizontal	N/A
2967.700	-43.44	11.89	-13.0	-30.44	342.00	Vertical	Horizontal	Pass
4026.500	-47.15	9.14	-13.0	-34.15	357.00	Vertical	Horizontal	Pass
6655.250	-39.57	15.01	-13.0	-26.57	219.00	Vertical	Horizontal	Pass
12679.224	-39.13	16.18	-13.0	-26.13	3.00	Vertical	Horizontal	Pass

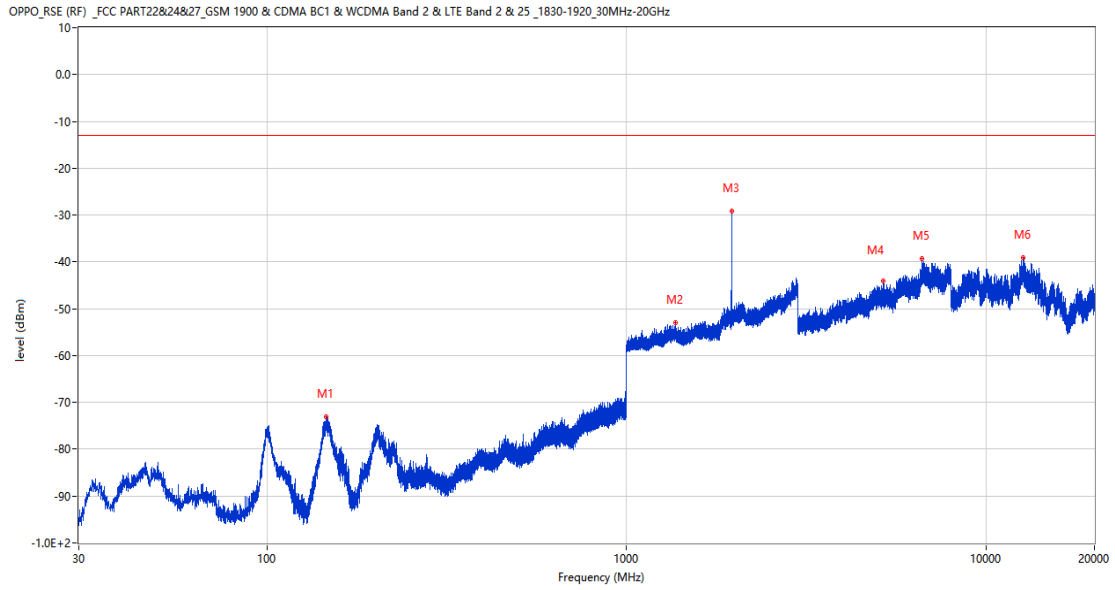
8.2 LTE Band 2 BW3, Middle Channel

RSE-H&H LTE Band 2 BW3 CH18900



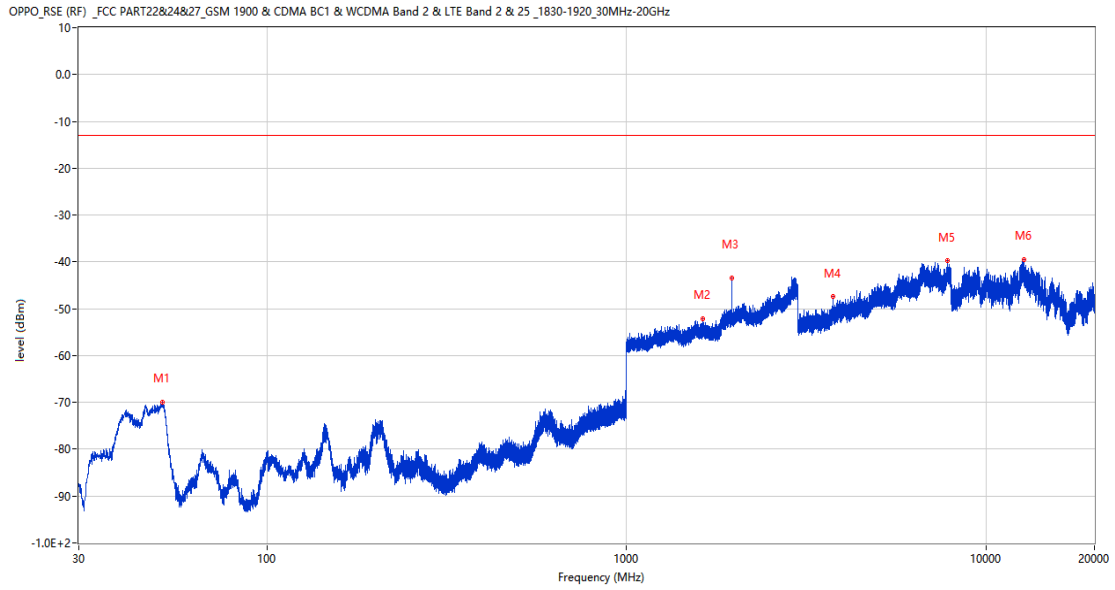
Frequency (MHz)	Result (dBm)	Factor (dB)	PK Limit (dBm)	Over Limit (dB)	Table (o)	ANT	EUT	Verdict
144.024	-72.65	-22.68	-13.0	-59.65	360.00	Horizontal	Horizontal	Pass
1960.800	-30.44	2.80	-13.0	-17.44	74.00	Horizontal	Horizontal	N/A
2891.000	-43.58	12.06	-13.0	-30.58	227.00	Horizontal	Horizontal	Pass
3758.250	-46.69	8.55	-13.0	-33.69	209.00	Horizontal	Horizontal	Pass
6678.750	-39.19	14.58	-13.0	-26.19	299.00	Horizontal	Horizontal	Pass
12653.813	-39.04	15.74	-13.0	-26.04	318.00	Horizontal	Horizontal	Pass

RSE-H&V LTE Band 2 BW3 CH18900



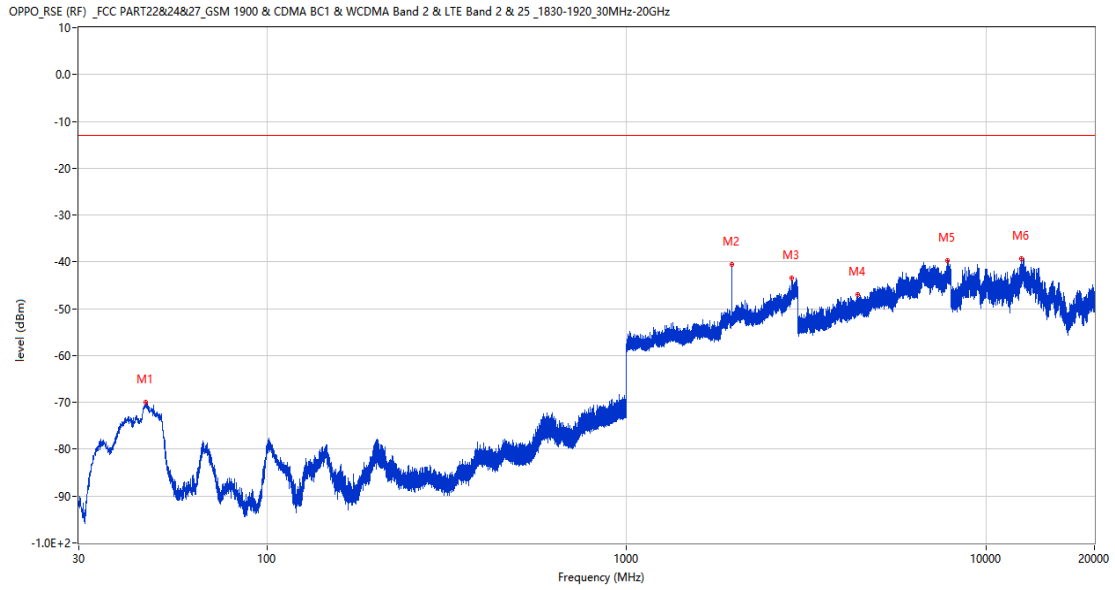
Frequency (MHz)	Result (dBm)	Factor (dB)	PK Limit (dBm)	Over Limit (dB)	Table (o)	ANT	EUT	Verdict
146.012	-72.97	-22.37	-13.0	-59.97	225.00	Horizontal	Vertical	Pass
1365.700	-53.04	-0.11	-13.0	-40.04	212.00	Horizontal	Vertical	Pass
1960.900	-29.18	2.80	-13.0	-16.18	76.00	Horizontal	Vertical	N/A
5159.750	-44.16	11.16	-13.0	-31.16	244.00	Horizontal	Vertical	Pass
6644.250	-39.35	15.11	-13.0	-26.35	0.00	Horizontal	Vertical	Pass
12699.888	-39.05	16.54	-13.0	-26.05	17.00	Horizontal	Vertical	Pass

RSE-V&V LTE Band 2 BW3 CH18900



Frequency (MHz)	Result (dBm)	Factor (dB)	PK Limit (dBm)	Over Limit (dB)	Table (o)	ANT	EUT	Verdict
51.340	-70.06	-16.60	-13.0	-57.06	346.00	Vertical	Vertical	Pass
1627.900	-52.06	0.34	-13.0	-39.06	308.00	Vertical	Vertical	Pass
1961.400	-43.46	2.94	-13.0	-30.46	131.00	Vertical	Vertical	N/A
3758.000	-47.36	8.57	-13.0	-34.36	274.00	Vertical	Vertical	Pass
7815.000	-39.78	16.37	-13.0	-26.78	1.00	Vertical	Vertical	Pass
12712.237	-39.55	16.41	-13.0	-26.55	249.00	Vertical	Vertical	Pass

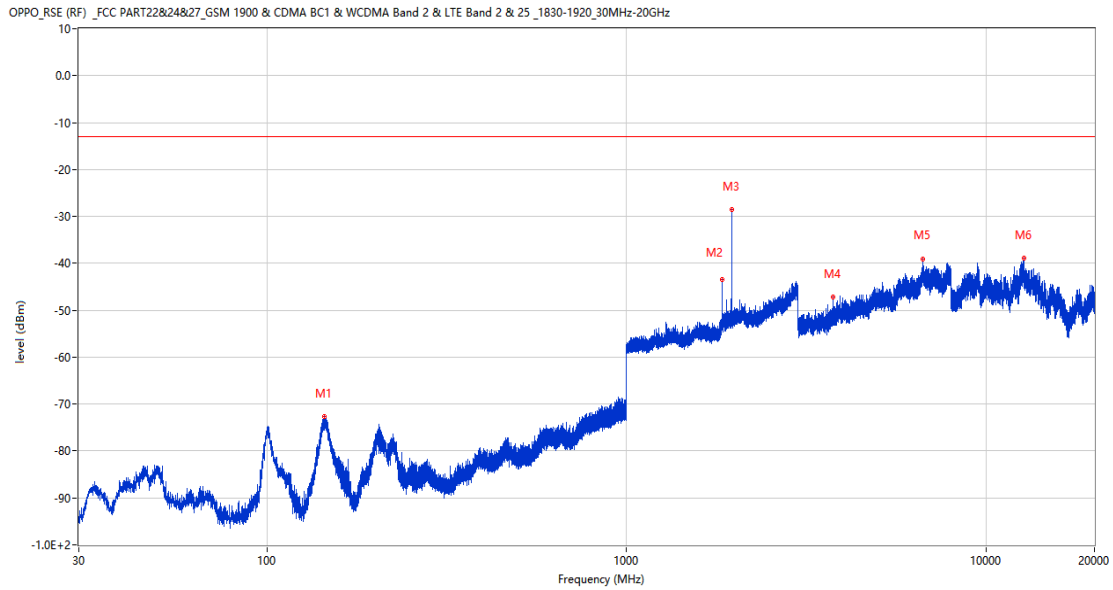
RSE-V&H LTE Band 2 BW3 CH18900



Frequency (MHz)	Result (dBm)	Factor (dB)	PK Limit (dBm)	Over Limit (dB)	Table (o)	ANT	EUT	Verdict
46.151	-70.06	-15.85	-13.0	-57.06	308.00	Vertical	Horizontal	Pass
1961.100	-40.52	2.83	-13.0	-27.52	297.00	Vertical	Horizontal	N/A
2882.400	-43.51	10.70	-13.0	-30.51	167.00	Vertical	Horizontal	Pass
4383.500	-47.04	9.01	-13.0	-34.04	186.00	Vertical	Horizontal	Pass
7817.000	-39.70	16.34	-13.0	-26.70	13.00	Vertical	Horizontal	Pass
12500.150	-39.22	15.66	-13.0	-26.22	42.00	Vertical	Horizontal	Pass

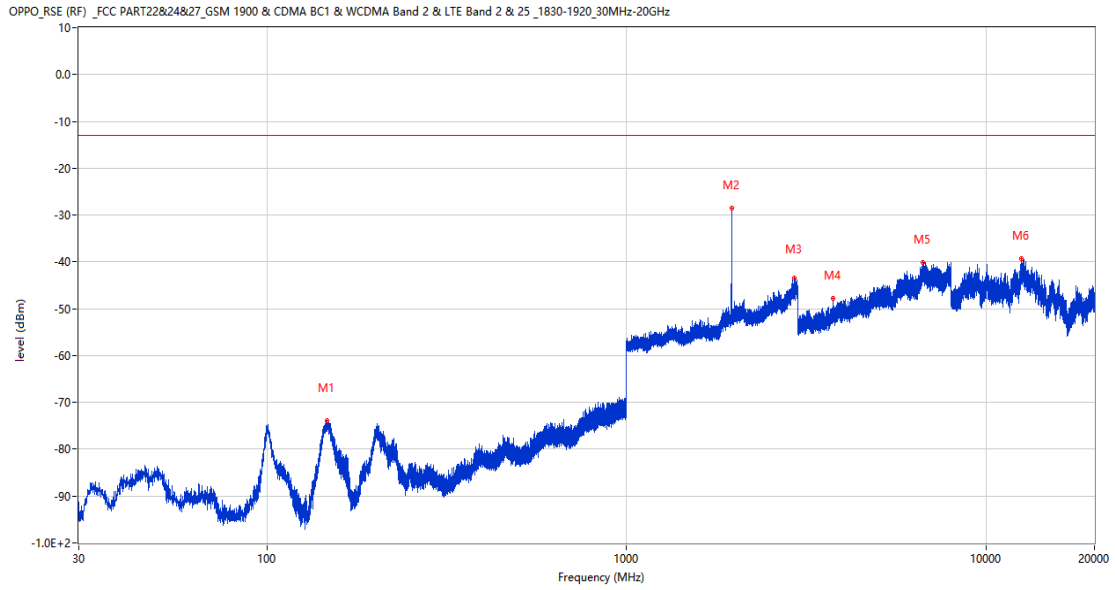
8.3 LTE Band 2 BW5, Middle Channel

RSE-H&H LTE Band 2 BW5 CH18900



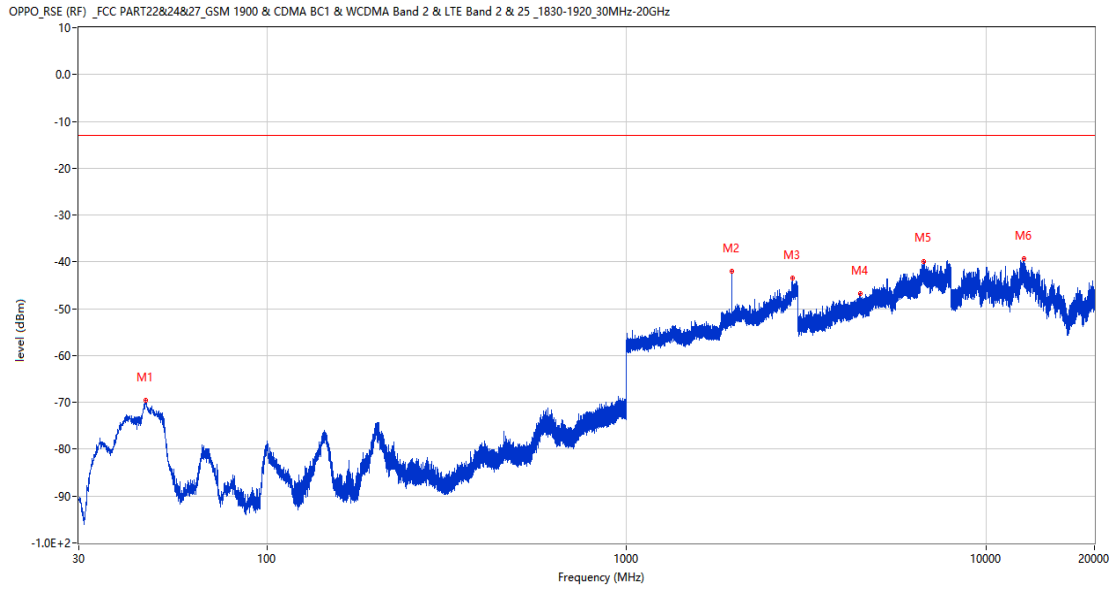
Frequency (MHz)	Result (dBm)	Factor (dB)	PK Limit (dBm)	Over Limit (dB)	Table (o)	ANT	EUT	Verdict
144.702	-72.68	-22.75	-13.0	-59.68	360.00	Horizontal	Horizontal	Pass
1841.600	-43.35	2.34	-13.0	-30.35	132.00	Horizontal	Horizontal	Pass
1959.600	-28.43	2.76	-13.0	-15.43	80.00	Horizontal	Horizontal	N/A
3756.250	-47.23	8.41	-13.0	-34.23	203.00	Horizontal	Horizontal	Pass
6650.750	-39.12	15.09	-13.0	-26.12	203.00	Horizontal	Horizontal	Pass
12717.700	-38.93	16.35	-13.0	-25.93	360.00	Horizontal	Horizontal	Pass

RSE-H&V LTE Band 2 BW5 CH18900



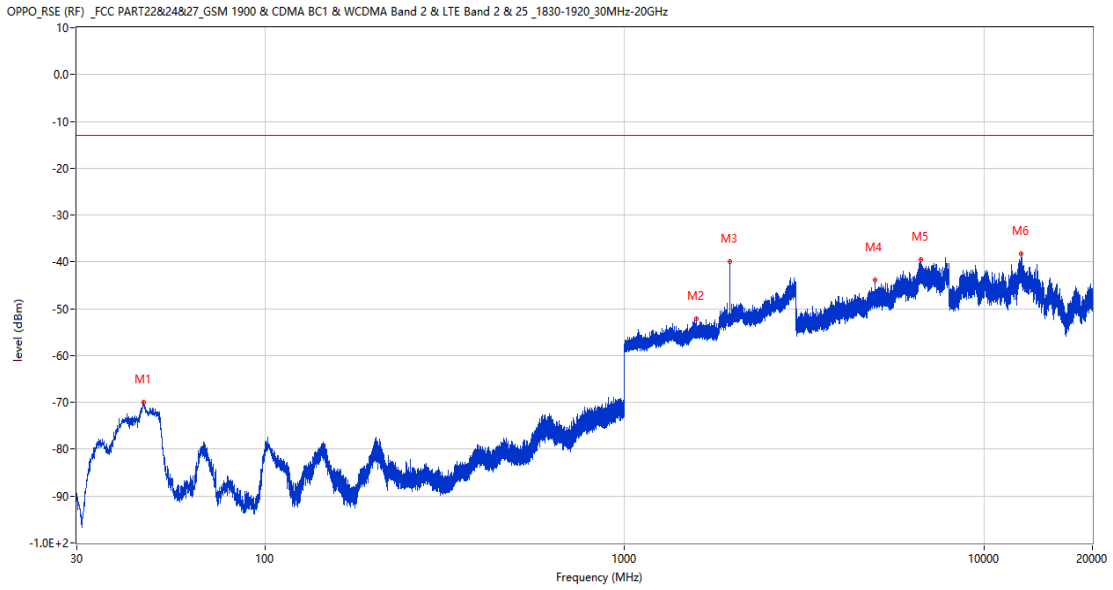
Frequency (MHz)	Result (dBm)	Factor (dB)	PK Limit (dBm)	Over Limit (dB)	Table (o)	ANT	EUT	Verdict
147.224	-73.94	-22.24	-13.0	-60.94	242.00	Horizontal	Vertical	Pass
1961.900	-28.54	3.11	-13.0	-15.54	82.00	Horizontal	Vertical	N/A
2925.100	-43.38	10.22	-13.0	-30.38	1.00	Horizontal	Vertical	Pass
3746.500	-47.90	7.67	-13.0	-34.90	331.00	Horizontal	Vertical	Pass
6682.000	-40.21	14.55	-13.0	-27.21	1.00	Horizontal	Vertical	Pass
12508.701	-39.25	15.48	-13.0	-26.25	85.00	Horizontal	Vertical	Pass

RSE-V&V LTE Band 2 BW5 CH18900



Frequency (MHz)	Result (dBm)	Factor (dB)	PK Limit (dBm)	Over Limit (dB)	Table (o)	ANT	EUT	Verdict
46.102	-69.62	-15.80	-13.0	-56.62	124.00	Vertical	Vertical	Pass
1960.700	-42.00	2.80	-13.0	-29.00	119.00	Vertical	Vertical	N/A
2892.100	-43.50	12.04	-13.0	-30.50	51.00	Vertical	Vertical	Pass
4456.500	-46.72	9.97	-13.0	-33.72	299.00	Vertical	Vertical	Pass
6719.500	-39.86	15.63	-13.0	-26.86	45.00	Vertical	Vertical	Pass
12707.963	-39.28	16.45	-13.0	-26.28	17.00	Vertical	Vertical	Pass

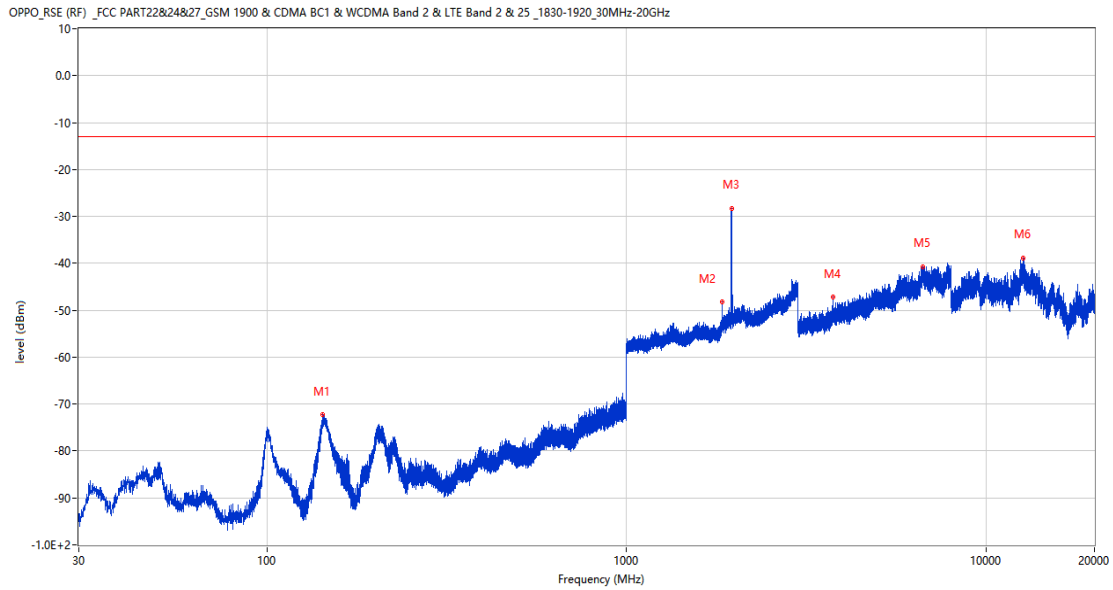
RSE-V&H LTE Band 2 BW5 CH18900



Frequency (MHz)	Result (dBm)	Factor (dB)	PK Limit (dBm)	Over Limit (dB)	Table (o)	ANT	EUT	Verdict
45.908	-69.87	-15.75	-13.0	-56.87	0.00	Vertical	Horizontal	Pass
1580.700	-52.17	0.28	-13.0	-39.17	351.00	Vertical	Horizontal	Pass
1961.100	-40.01	2.83	-13.0	-27.01	129.00	Vertical	Horizontal	N/A
4976.000	-43.88	11.06	-13.0	-30.88	119.00	Vertical	Horizontal	Pass
6651.250	-39.57	15.06	-13.0	-26.57	255.00	Vertical	Horizontal	Pass
12687.537	-38.31	16.32	-13.0	-25.31	128.00	Vertical	Horizontal	Pass

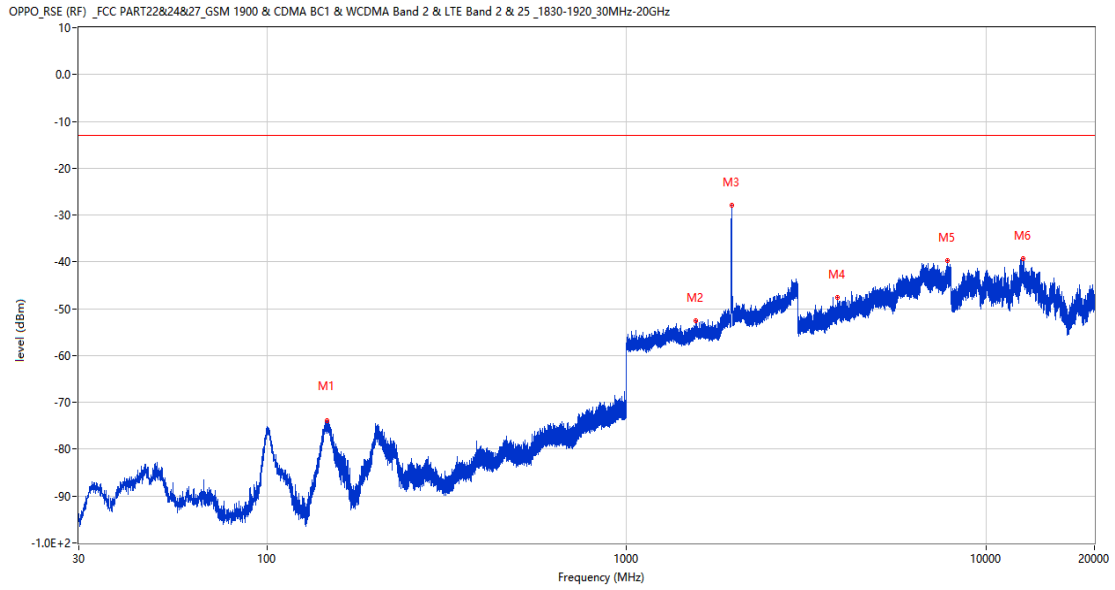
8.4 LTE Band 2 BW10, Middle Channel

RSE-H&H LTE Band 2 BW10 CH18900



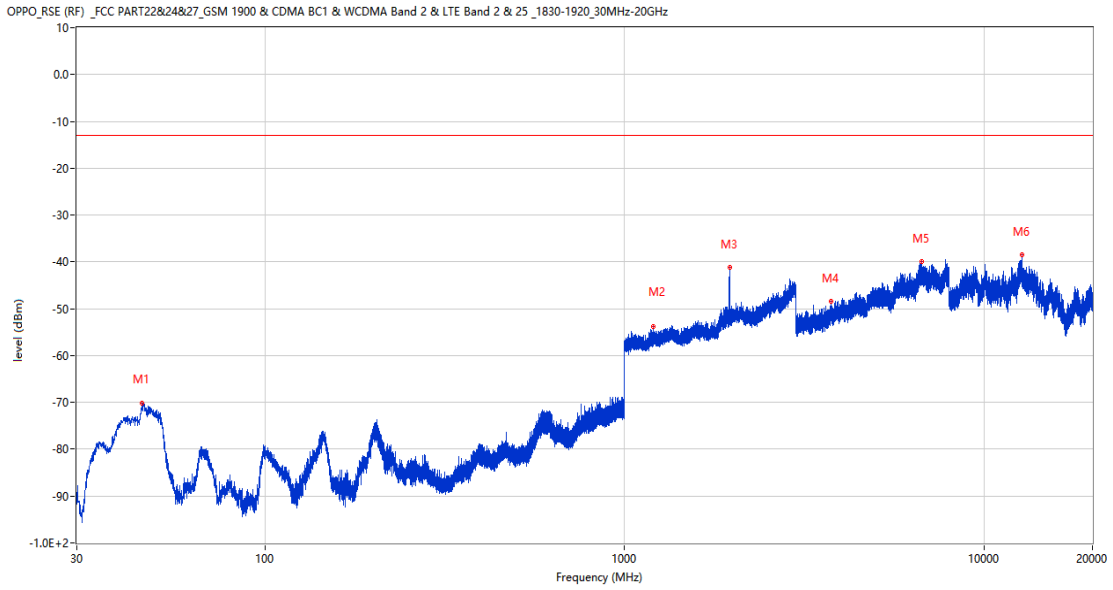
Frequency (MHz)	Result (dBm)	Factor (dB)	PK Limit (dBm)	Over Limit (dB)	Table (o)	ANT	EUT	Verdict
142.762	-72.32	-22.65	-13.0	-59.32	2.00	Horizontal	Horizontal	Pass
1841.200	-48.22	2.34	-13.0	-35.22	284.00	Horizontal	Horizontal	Pass
1959.200	-28.40	2.75	-13.0	-15.40	62.00	Horizontal	Horizontal	N/A
3751.750	-47.12	8.03	-13.0	-34.12	206.00	Horizontal	Horizontal	Pass
6647.250	-40.84	15.22	-13.0	-27.84	1.00	Horizontal	Horizontal	Pass
12690.150	-38.94	16.37	-13.0	-25.94	57.00	Horizontal	Horizontal	Pass

RSE-H&V LTE Band 2 BW10 CH18900



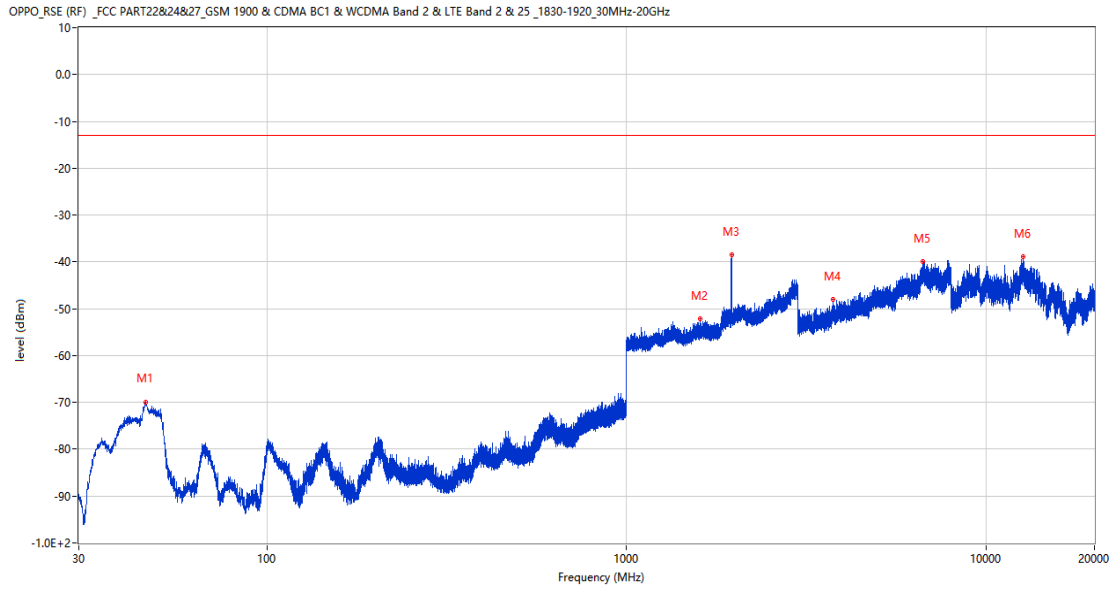
Frequency (MHz)	Result (dBm)	Factor (dB)	PK Limit (dBm)	Over Limit (dB)	Table (o)	ANT	EUT	Verdict
147.273	-73.88	-22.24	-13.0	-60.88	218.00	Horizontal	Vertical	Pass
1556.800	-52.61	0.15	-13.0	-39.61	360.00	Horizontal	Vertical	Pass
1958.900	-27.96	2.76	-13.0	-14.96	78.00	Horizontal	Vertical	N/A
3853.500	-47.67	8.83	-13.0	-34.67	11.00	Horizontal	Vertical	Pass
7811.250	-39.77	16.33	-13.0	-26.77	154.00	Horizontal	Vertical	Pass
12702.262	-39.22	16.52	-13.0	-26.22	250.00	Horizontal	Vertical	Pass

RSE-V&V LTE Band 2 BW10 CH18900



Frequency (MHz)	Result (dBm)	Factor (dB)	PK Limit (dBm)	Over Limit (dB)	Table (o)	ANT	EUT	Verdict
45.471	-70.27	-16.05	-13.0	-57.27	0.00	Vertical	Vertical	Pass
1204.200	-53.88	-0.92	-13.0	-40.88	257.00	Vertical	Vertical	Pass
1957.800	-41.19	3.00	-13.0	-28.19	123.00	Vertical	Vertical	N/A
3749.250	-48.51	7.83	-13.0	-35.51	174.00	Vertical	Vertical	Pass
6711.750	-40.00	15.57	-13.0	-27.00	360.00	Vertical	Vertical	Pass
12708.675	-38.49	16.45	-13.0	-25.49	38.00	Vertical	Vertical	Pass

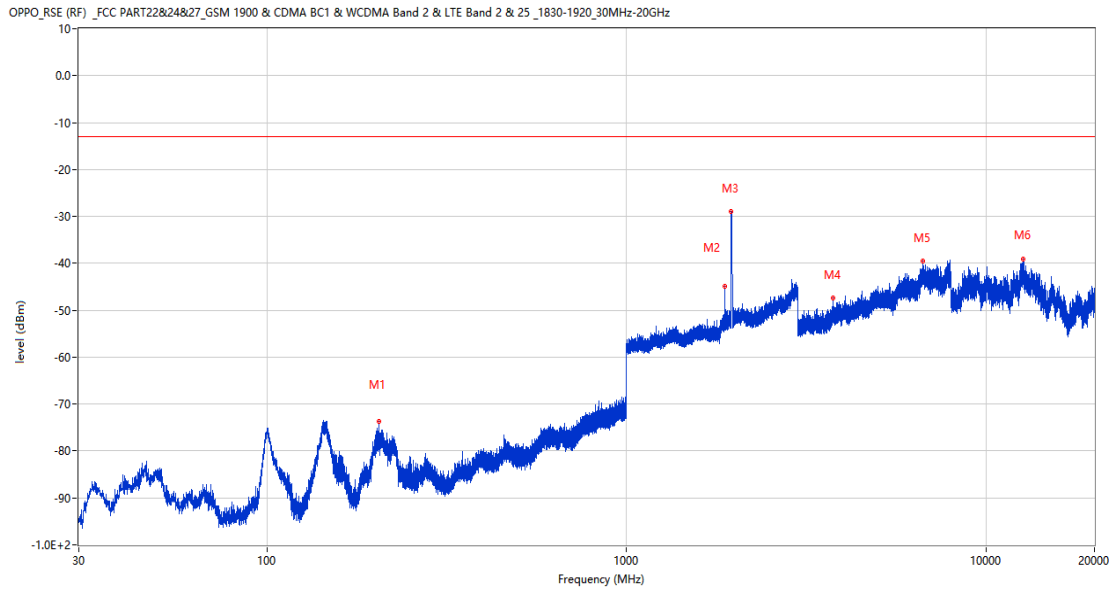
RSE-V&H LTE Band 2 BW10 CH18900



Frequency (MHz)	Result (dBm)	Factor (dB)	PK Limit (dBm)	Over Limit (dB)	Table (o)	ANT	EUT	Verdict
45.956	-69.94	-15.72	-13.0	-56.94	2.00	Vertical	Horizontal	Pass
1603.900	-52.17	0.06	-13.0	-39.17	195.00	Vertical	Horizontal	Pass
1960.000	-38.40	2.79	-13.0	-25.40	144.00	Vertical	Horizontal	N/A
3752.750	-48.06	8.08	-13.0	-35.06	343.00	Vertical	Horizontal	Pass
6676.500	-39.94	14.56	-13.0	-26.94	211.00	Vertical	Horizontal	Pass
12692.050	-38.88	16.40	-13.0	-25.88	360.00	Vertical	Horizontal	Pass

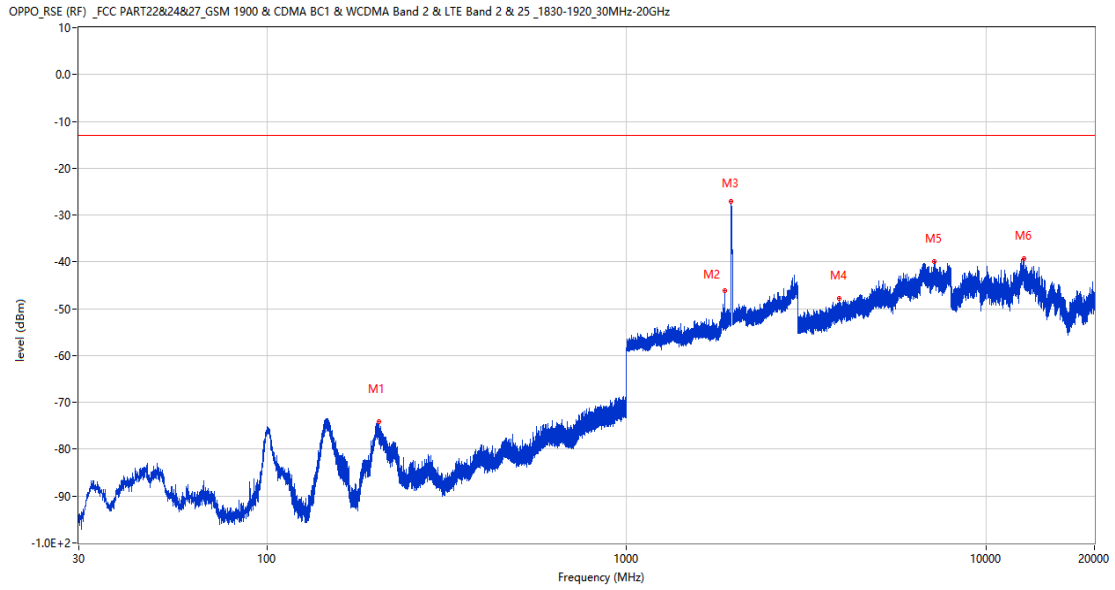
8.5 LTE Band 2 BW15, Middle Channel

RSE-H&H LTE Band 2 BW15 CH18900



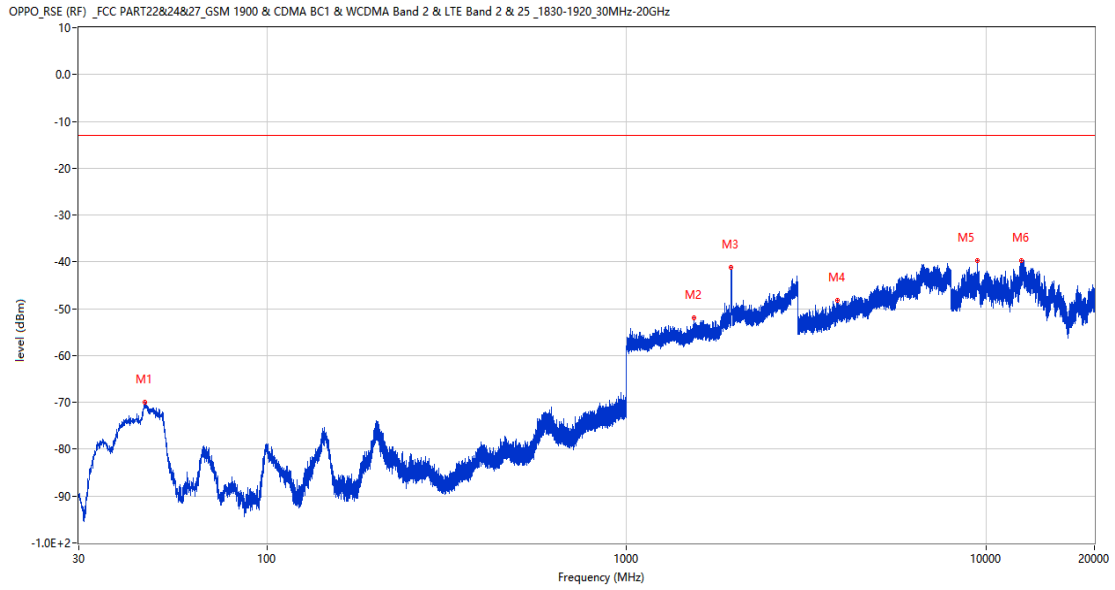
Frequency (MHz)	Result (dBm)	Factor (dB)	PK Limit (dBm)	Over Limit (dB)	Table (o)	ANT	EUT	Verdict
204.648	-73.64	-15.39	-13.0	-60.64	312.00	Horizontal	Horizontal	Pass
1873.700	-44.99	2.72	-13.0	-31.99	190.00	Horizontal	Horizontal	N/A
1955.700	-29.05	3.01	-13.0	-16.05	87.00	Horizontal	Horizontal	N/A
3747.500	-47.40	7.66	-13.0	-34.40	205.00	Horizontal	Horizontal	Pass
6681.250	-39.47	14.56	-13.0	-26.47	62.00	Horizontal	Horizontal	Pass
12699.412	-39.14	16.53	-13.0	-26.14	88.00	Horizontal	Horizontal	Pass

RSE-H&V LTE Band 2 BW15 CH18900



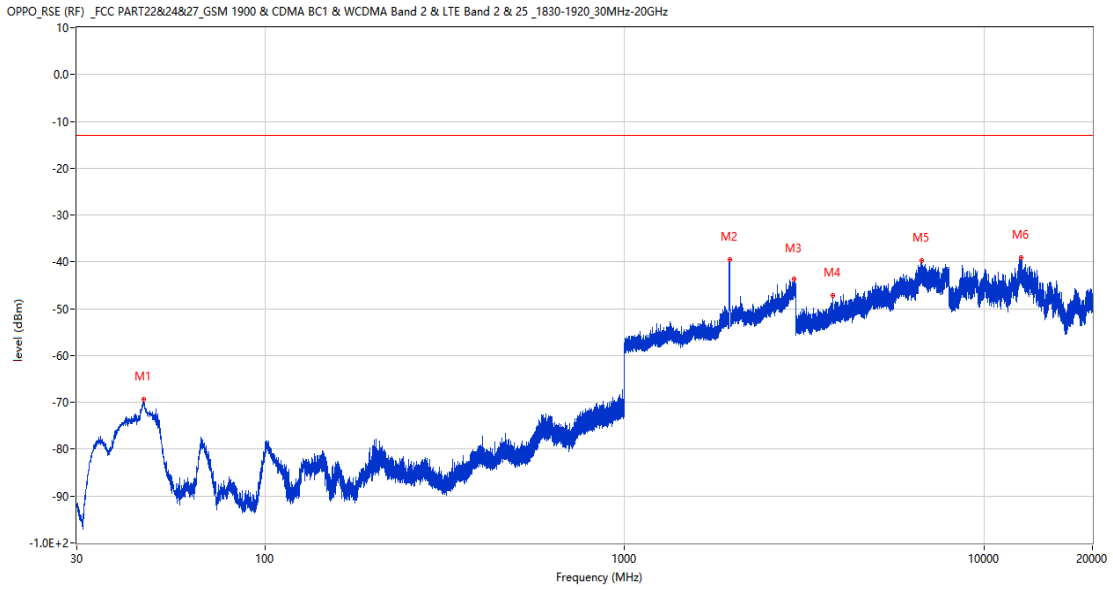
Frequency (MHz)	Result (dBm)	Factor (dB)	PK Limit (dBm)	Over Limit (dB)	Table (o)	ANT	EUT	Verdict
204.891	-74.02	-15.36	-13.0	-61.02	140.00	Horizontal	Vertical	Pass
1874.100	-46.04	2.73	-13.0	-33.04	2.00	Horizontal	Vertical	N/A
1955.600	-27.16	3.01	-13.0	-14.16	74.00	Horizontal	Vertical	N/A
3896.250	-47.88	9.16	-13.0	-34.88	137.00	Horizontal	Vertical	Pass
7186.750	-39.97	14.63	-13.0	-26.97	149.00	Horizontal	Vertical	Pass
12707.724	-39.36	16.46	-13.0	-26.36	3.00	Horizontal	Vertical	Pass

RSE-V&V LTE Band 2 BW15 CH18900



Frequency (MHz)	Result (dBm)	Factor (dB)	PK Limit (dBm)	Over Limit (dB)	Table (o)	ANT	EUT	Verdict
45.714	-70.02	-15.89	-13.0	-57.02	271.00	Vertical	Vertical	Pass
1540.800	-51.98	-0.04	-13.0	-38.98	144.00	Vertical	Vertical	Pass
1955.000	-41.12	3.02	-13.0	-28.12	136.00	Vertical	Vertical	N/A
3867.250	-48.25	8.69	-13.0	-35.25	243.00	Vertical	Vertical	Pass
9445.662	-39.73	14.15	-13.0	-26.73	320.00	Vertical	Vertical	Pass
12505.612	-39.66	15.55	-13.0	-26.66	250.00	Vertical	Vertical	Pass

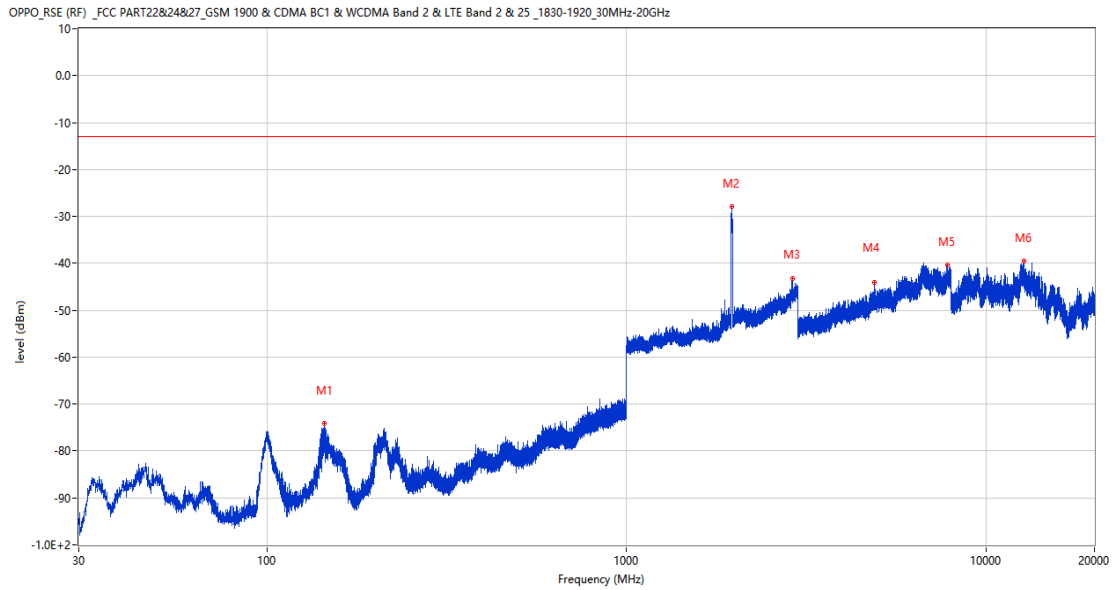
RSE-V&H LTE Band 2 BW15 CH18900



Frequency (MHz)	Result (dBm)	Factor (dB)	PK Limit (dBm)	Over Limit (dB)	Table (o)	ANT	EUT	Verdict
45.956	-69.39	-15.72	-13.0	-56.39	26.00	Vertical	Horizontal	Pass
1962.100	-39.58	3.05	-13.0	-26.58	292.00	Vertical	Horizontal	N/A
2968.300	-43.70	11.92	-13.0	-30.70	250.00	Vertical	Horizontal	Pass
3798.750	-47.10	7.69	-13.0	-34.10	6.00	Vertical	Horizontal	Pass
6710.750	-39.68	15.70	-13.0	-26.68	1.00	Vertical	Horizontal	Pass
12668.300	-39.15	15.99	-13.0	-26.15	248.00	Vertical	Horizontal	Pass

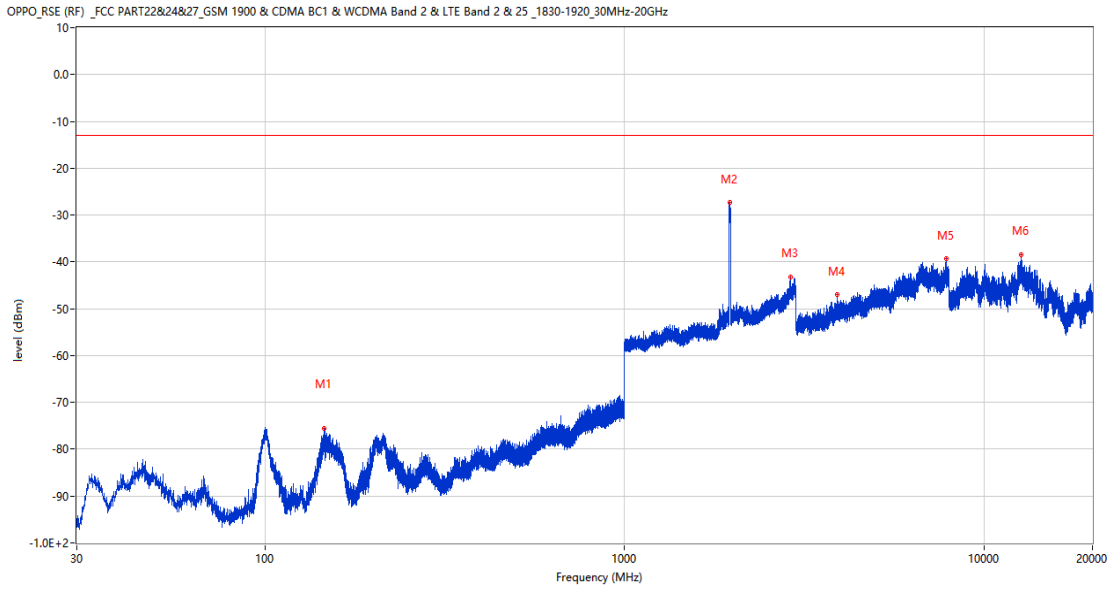
8.6 LTE Band 2 BW20, Middle Channel

RSE-H&H LTE Band 2 BW20 CH18900



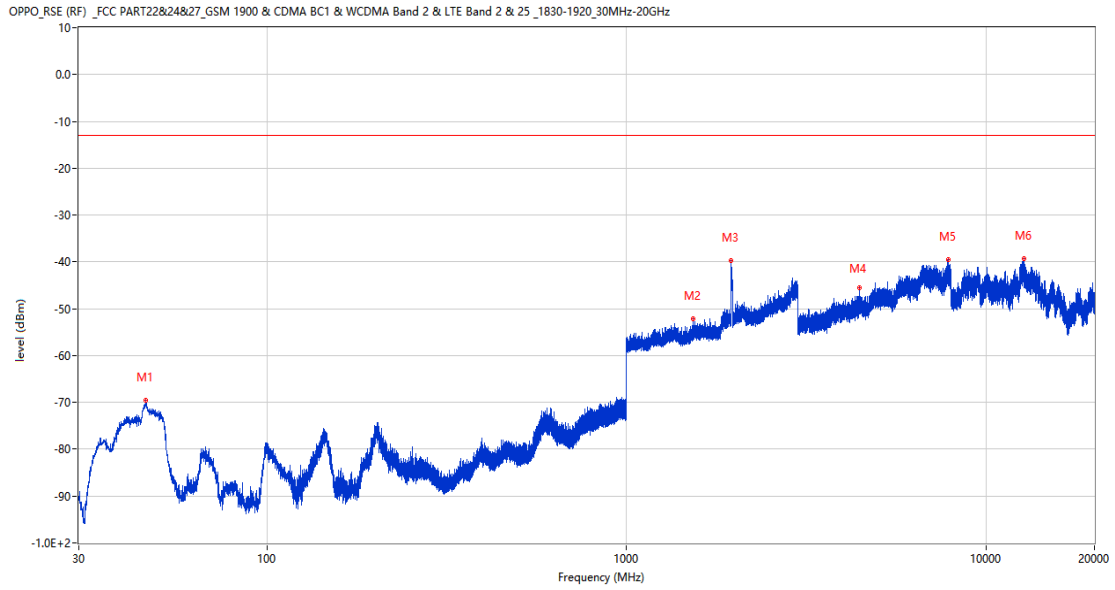
Frequency (MHz)	Result (dBm)	Factor (dB)	PK Limit (dBm)	Over Limit (dB)	Table (o)	ANT	EUT	Verdict
144.751	-74.09	-22.74	-13.0	-61.09	14.00	Horizontal	Horizontal	Pass
1967.000	-27.87	2.90	-13.0	-14.87	68.00	Horizontal	Horizontal	N/A
2897.300	-43.17	11.00	-13.0	-30.17	162.00	Horizontal	Horizontal	Pass
4898.250	-44.11	10.59	-13.0	-31.11	222.00	Horizontal	Horizontal	Pass
7807.000	-40.43	16.15	-13.0	-27.43	322.00	Horizontal	Horizontal	Pass
12716.512	-39.55	16.36	-13.0	-26.55	272.00	Horizontal	Horizontal	Pass

RSE-H&V LTE Band 2 BW20 CH18900



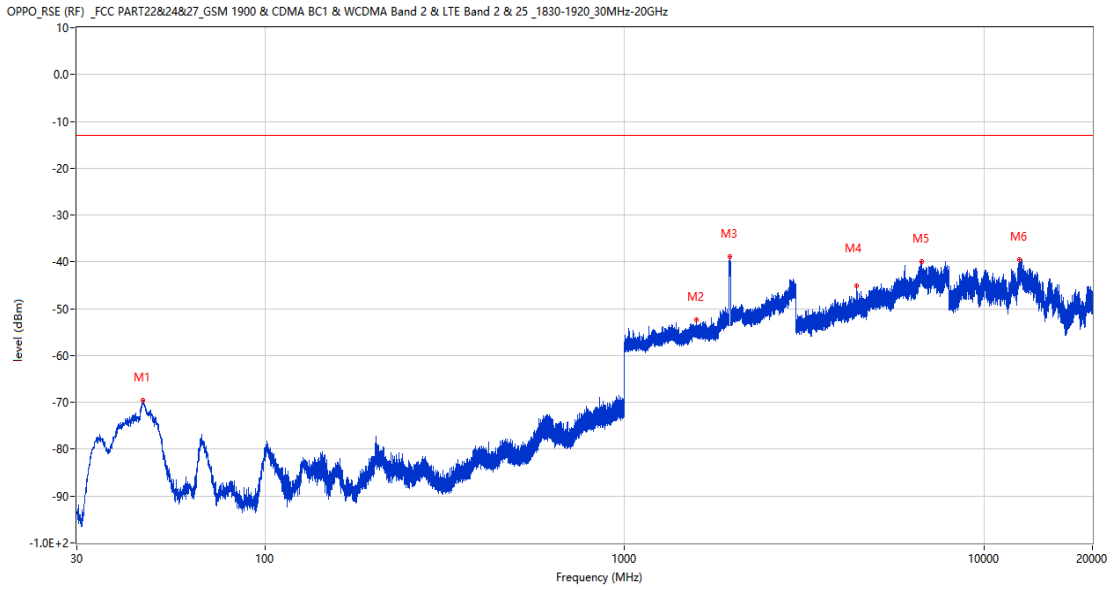
Frequency (MHz)	Result (dBm)	Factor (dB)	PK Limit (dBm)	Over Limit (dB)	Table (o)	ANT	EUT	Verdict
145.964	-75.66	-22.38	-13.0	-62.66	192.00	Horizontal	Vertical	Pass
1961.700	-27.30	3.06	-13.0	-14.30	78.00	Horizontal	Vertical	N/A
2888.900	-43.14	11.79	-13.0	-30.14	120.00	Horizontal	Vertical	Pass
3899.500	-47.01	9.23	-13.0	-34.01	0.00	Horizontal	Vertical	Pass
7831.750	-39.39	15.67	-13.0	-26.39	101.00	Horizontal	Vertical	Pass
12701.550	-38.48	16.52	-13.0	-25.48	17.00	Horizontal	Vertical	Pass

RSE-V&V LTE Band 2 BW20 CH18900



Frequency (MHz)	Result (dBm)	Factor (dB)	PK Limit (dBm)	Over Limit (dB)	Table (o)	ANT	EUT	Verdict
45.908	-69.65	-15.75	-13.0	-56.65	0.00	Vertical	Vertical	Pass
1530.800	-52.21	-0.32	-13.0	-39.21	351.00	Vertical	Vertical	Pass
1956.200	-39.69	2.95	-13.0	-26.69	122.00	Vertical	Vertical	N/A
4443.000	-45.58	9.68	-13.0	-32.58	348.00	Vertical	Vertical	Pass
7849.500	-39.57	14.41	-13.0	-26.57	348.00	Vertical	Vertical	Pass
12712.713	-39.31	16.40	-13.0	-26.31	3.00	Vertical	Vertical	Pass

RSE-V&H LTE Band 2 BW20 CH18900

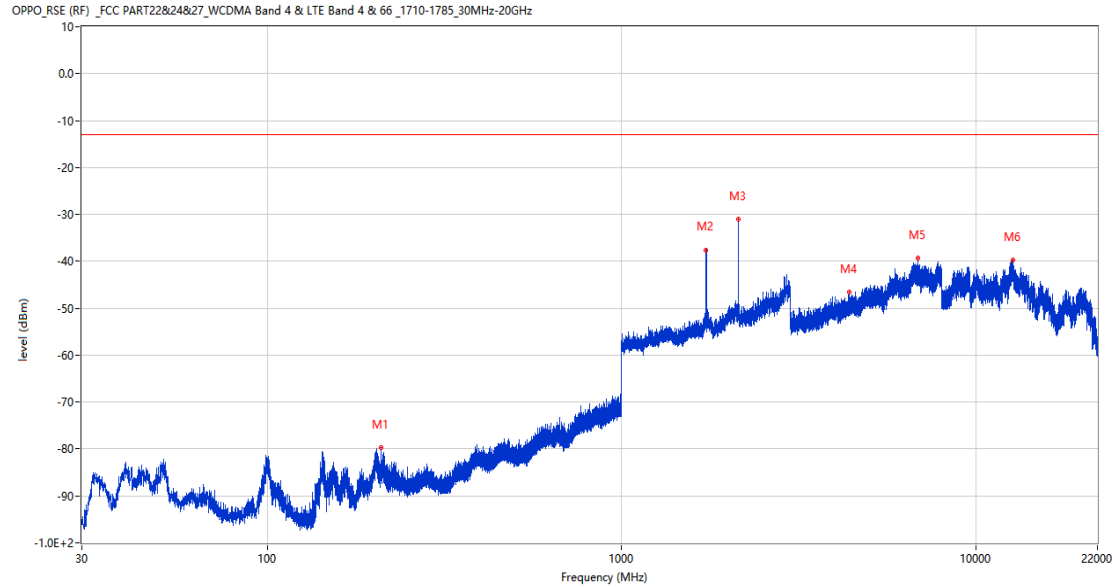


Frequency (MHz)	Result (dBm)	Factor (dB)	PK Limit (dBm)	Over Limit (dB)	Table (o)	ANT	EUT	Verdict
45.666	-69.54	-15.92	-13.0	-56.54	10.00	Vertical	Horizontal	Pass
1587.900	-52.34	0.06	-13.0	-39.34	136.00	Vertical	Horizontal	Pass
1958.200	-38.92	2.87	-13.0	-25.92	136.00	Vertical	Horizontal	N/A
4426.250	-45.20	9.77	-13.0	-32.20	221.00	Vertical	Horizontal	Pass
6704.500	-39.90	15.52	-13.0	-26.90	22.00	Vertical	Horizontal	Pass
12545.988	-39.57	14.72	-13.0	-26.57	1.00	Vertical	Horizontal	Pass

9 LTE Band 4

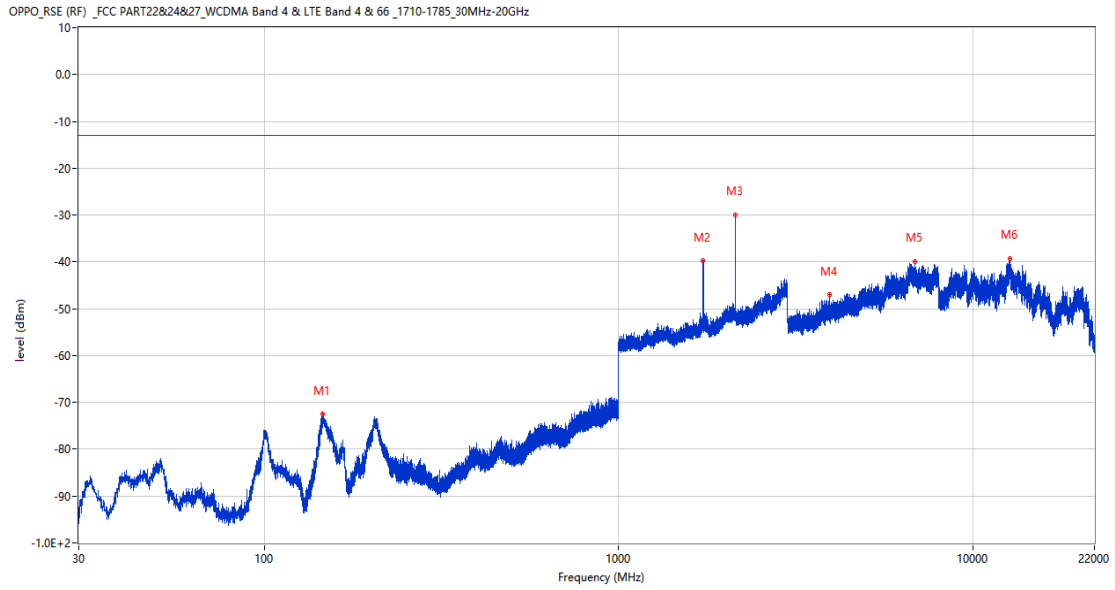
9.1 LTE Band 4 BW1.4, Middle Channel

RSE-H&H LTE Band 4 BW1.4 CH20175



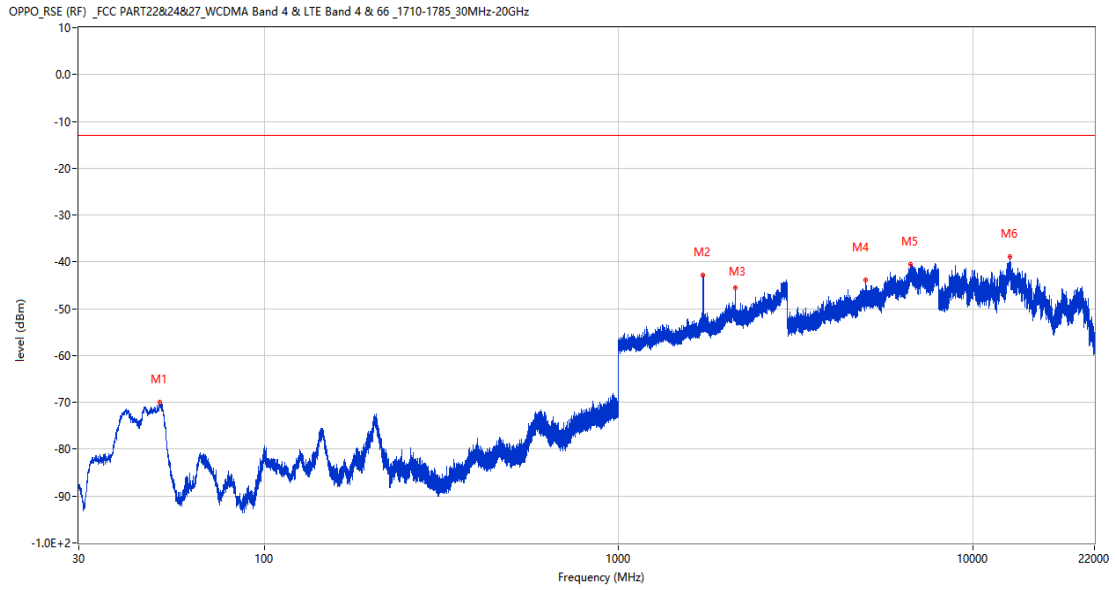
Frequency (MHz)	Result (dBm)	Factor (dB)	PK Limit (dBm)	Over Limit (dB)	Table (o)	ANT	EUT	Verdict
210.032	-79.65	-16.54	-13.0	-66.65	121.00	Horizontal	Horizontal	Pass
1732.800	-37.59	2.02	-13.0	-24.59	323.00	Horizontal	Horizontal	N/A
2133.200	-31.03	3.96	-13.0	-18.03	81.00	Horizontal	Horizontal	N/A
4388.000	-46.51	9.17	-13.0	-33.51	106.00	Horizontal	Horizontal	Pass
6868.250	-39.36	14.12	-13.0	-26.36	171.00	Horizontal	Horizontal	Pass
12676.375	-39.80	16.13	-13.0	-26.80	184.00	Horizontal	Horizontal	Pass

RSE-H&V LTE Band 4 BW1.4 CH20175



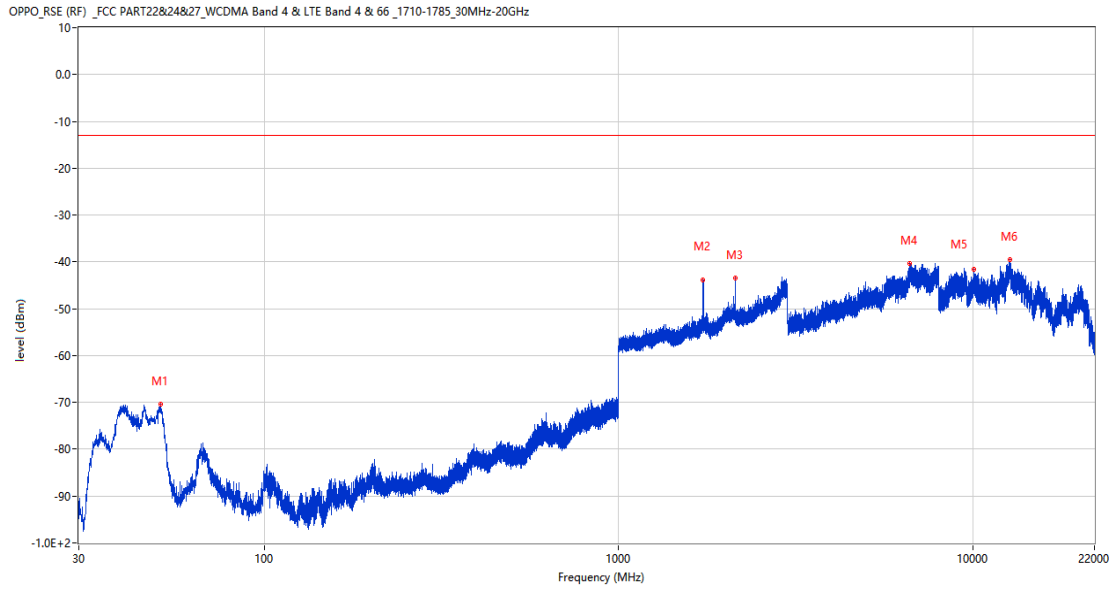
Frequency (MHz)	Result (dBm)	Factor (dB)	PK Limit (dBm)	Over Limit (dB)	Table (o)	ANT	EUT	Verdict
146.448	-72.41	-22.30	-13.0	-59.41	226.00	Horizontal	Vertical	Pass
1732.800	-39.73	2.02	-13.0	-26.73	153.00	Horizontal	Vertical	N/A
2133.400	-30.07	3.95	-13.0	-17.07	87.00	Horizontal	Vertical	N/A
3941.000	-46.97	8.67	-13.0	-33.97	299.00	Horizontal	Vertical	Pass
6869.500	-39.97	14.14	-13.0	-26.97	299.00	Horizontal	Vertical	Pass
12681.600	-39.35	16.22	-13.0	-26.35	360.00	Horizontal	Vertical	Pass

RSE-V&V LTE Band 4 BW1.4 CH20175



Frequency (MHz)	Result (dBm)	Factor (dB)	PK Limit (dBm)	Over Limit (dB)	Table (o)	ANT	EUT	Verdict
50.709	-69.95	-16.86	-13.0	-56.95	342.00	Vertical	Vertical	Pass
1732.800	-42.84	2.02	-13.0	-29.84	180.00	Vertical	Vertical	N/A
2133.000	-45.53	3.97	-13.0	-32.53	340.00	Vertical	Vertical	N/A
4980.500	-43.85	10.99	-13.0	-30.85	311.00	Vertical	Vertical	Pass
6648.250	-40.60	15.15	-13.0	-27.60	175.00	Vertical	Vertical	Pass
12715.563	-38.91	16.37	-13.0	-25.91	3.00	Vertical	Vertical	Pass

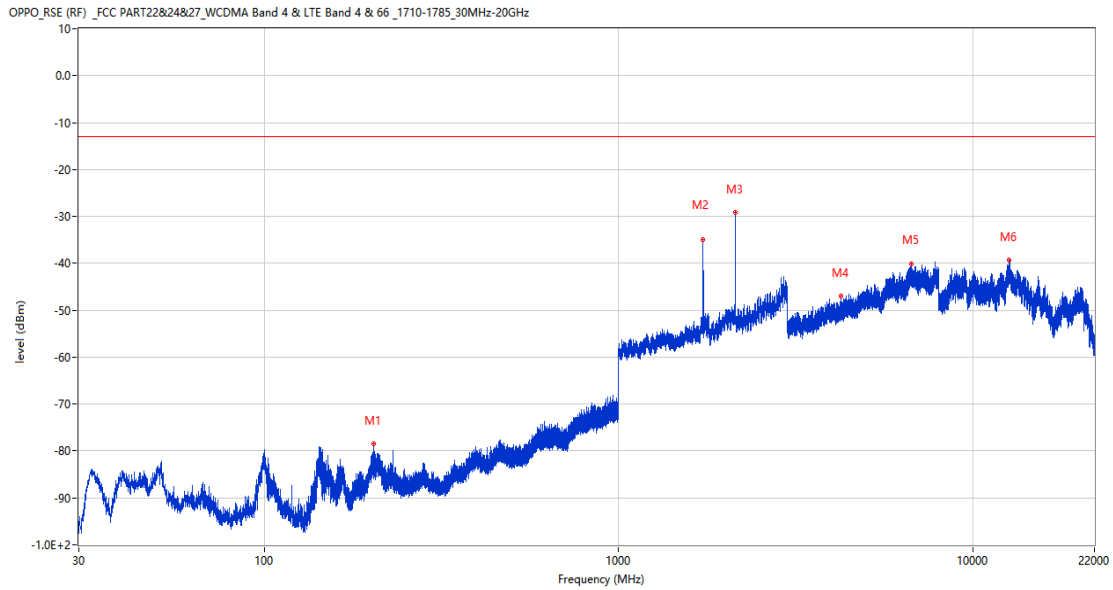
RSE-V&H LTE Band 4 BW1.4 CH20175



Frequency (MHz)	Result (dBm)	Factor (dB)	PK Limit (dBm)	Over Limit (dB)	Table (o)	ANT	EUT	Verdict
51.194	-70.39	-16.65	-13.0	-57.39	323.00	Vertical	Horizontal	Pass
1732.800	-43.95	2.02	-13.0	-30.95	1.00	Vertical	Horizontal	N/A
2133.200	-43.37	3.96	-13.0	-30.37	349.00	Vertical	Horizontal	N/A
6638.000	-40.33	15.03	-13.0	-27.33	330.00	Vertical	Horizontal	Pass
10050.575	-41.64	14.06	-13.0	-28.64	290.00	Vertical	Horizontal	Pass
12712.950	-39.60	16.40	-13.0	-26.60	243.00	Vertical	Horizontal	Pass

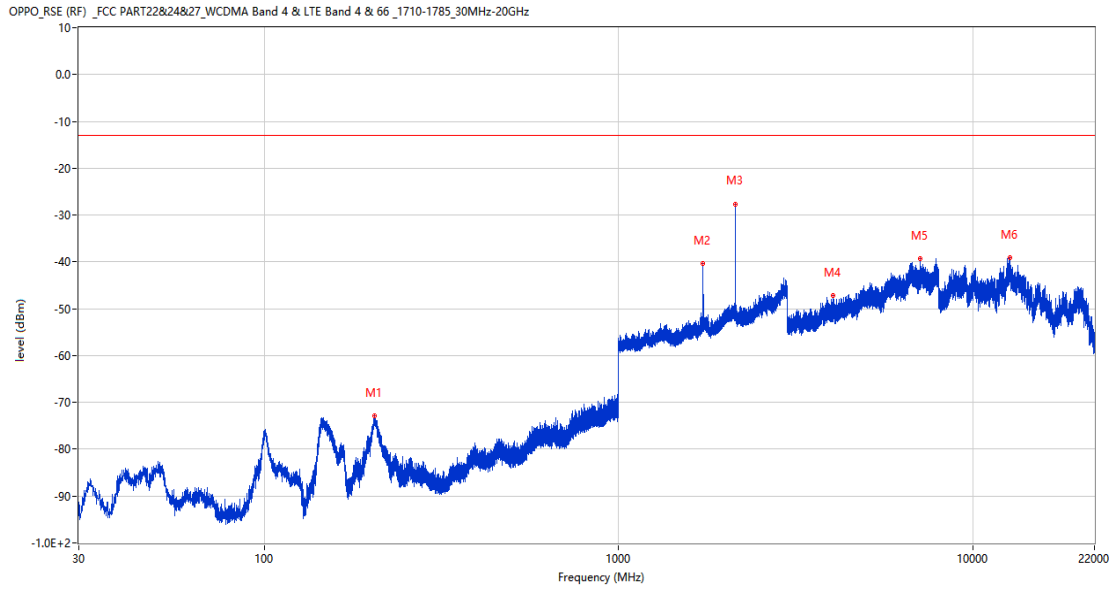
9.2 LTE Band 4 BW3, Middle Channel

RSE-H&H LTE Band 4 BW3 CH20175



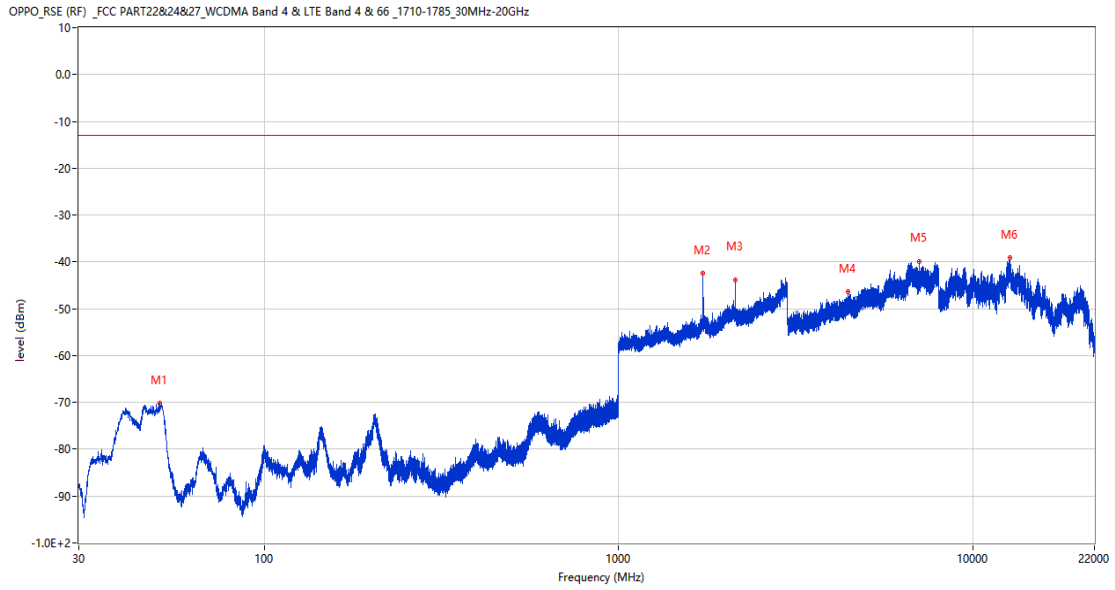
Frequency (MHz)	Result (dBm)	Factor (dB)	PK Limit (dBm)	Over Limit (dB)	Table (o)	ANT	EUT	Verdict
203.436	-78.51	-15.54	-13.0	-65.51	120.00	Horizontal	Horizontal	Pass
1732.100	-35.04	2.02	-13.0	-22.04	331.00	Horizontal	Horizontal	N/A
2133.600	-29.25	3.95	-13.0	-16.25	88.00	Horizontal	Horizontal	N/A
4231.000	-46.99	8.62	-13.0	-33.99	307.00	Horizontal	Horizontal	Pass
6701.750	-40.13	15.47	-13.0	-27.13	185.00	Horizontal	Horizontal	Pass
12665.687	-39.40	15.94	-13.0	-26.40	294.00	Horizontal	Horizontal	Pass

RSE-H&V LTE Band 4 BW3 CH20175



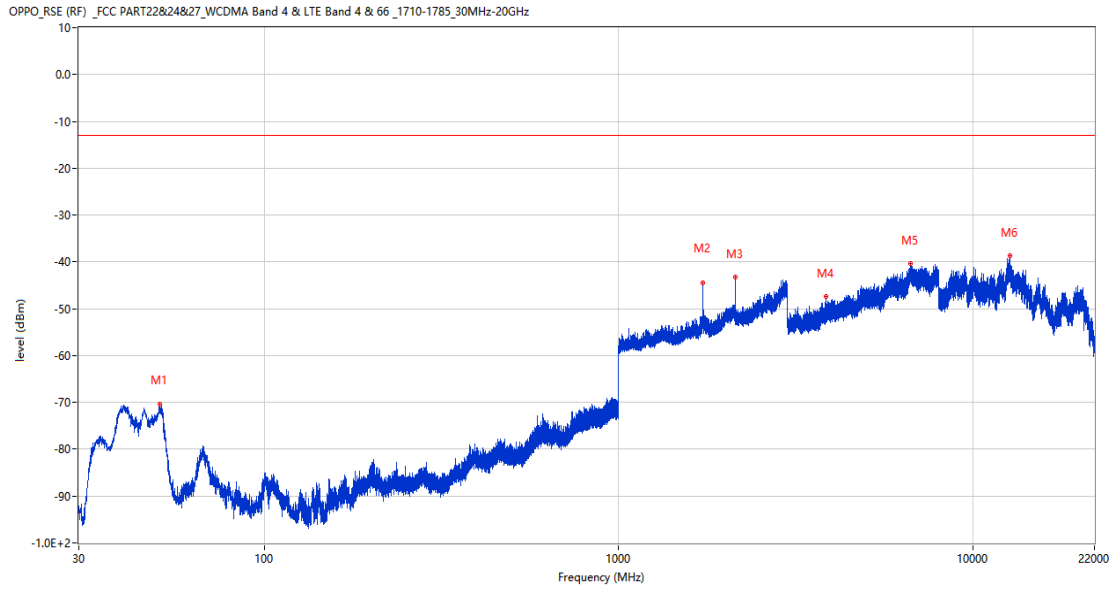
Frequency (MHz)	Result (dBm)	Factor (dB)	PK Limit (dBm)	Over Limit (dB)	Table (o)	ANT	EUT	Verdict
204.648	-72.95	-15.39	-13.0	-59.95	315.00	Horizontal	Vertical	Pass
1732.000	-40.44	2.02	-13.0	-27.44	165.00	Horizontal	Vertical	N/A
2133.100	-27.66	3.97	-13.0	-14.66	80.00	Horizontal	Vertical	N/A
4019.250	-47.19	9.00	-13.0	-34.19	173.00	Horizontal	Vertical	Pass
7110.500	-39.34	13.68	-13.0	-26.34	260.00	Horizontal	Vertical	Pass
12701.787	-39.09	16.52	-13.0	-26.09	343.00	Horizontal	Vertical	Pass

RSE-V&V LTE Band 4 BW3 CH20175



Frequency (MHz)	Result (dBm)	Factor (dB)	PK Limit (dBm)	Over Limit (dB)	Table (o)	ANT	EUT	Verdict
50.904	-70.23	-16.77	-13.0	-57.23	357.00	Vertical	Vertical	Pass
1732.100	-42.42	2.02	-13.0	-29.42	187.00	Vertical	Vertical	N/A
2133.100	-43.87	3.97	-13.0	-30.87	178.00	Vertical	Vertical	N/A
4435.500	-46.34	9.75	-13.0	-33.34	110.00	Vertical	Vertical	Pass
7049.000	-39.85	14.03	-13.0	-26.85	99.00	Vertical	Vertical	Pass
12689.912	-39.09	16.36	-13.0	-26.09	88.00	Vertical	Vertical	Pass

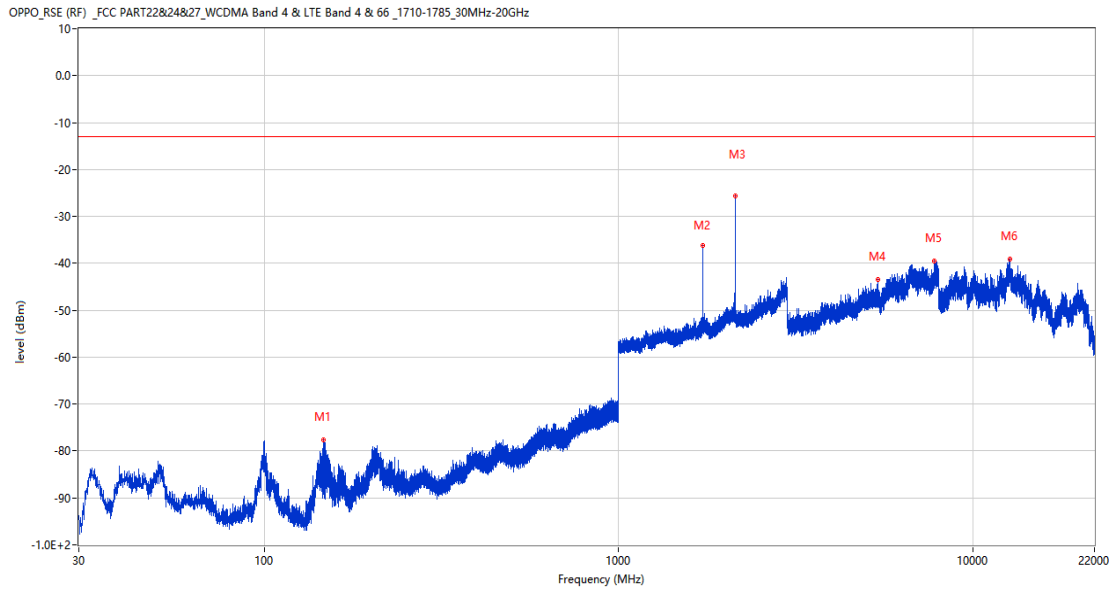
RSE-V&H LTE Band 4 BW3 CH20175



Frequency (MHz)	Result (dBm)	Factor (dB)	PK Limit (dBm)	Over Limit (dB)	Table (o)	ANT	EUT	Verdict
50.806	-70.41	-16.82	-13.0	-57.41	316.00	Vertical	Horizontal	Pass
1731.700	-44.47	2.02	-13.0	-31.47	360.00	Vertical	Horizontal	N/A
2132.400	-43.24	3.96	-13.0	-30.24	348.00	Vertical	Horizontal	N/A
3846.500	-47.47	8.49	-13.0	-34.47	360.00	Vertical	Horizontal	Pass
6652.250	-40.32	15.07	-13.0	-27.32	339.00	Vertical	Horizontal	Pass
12718.650	-38.72	16.34	-13.0	-25.72	160.00	Vertical	Horizontal	Pass

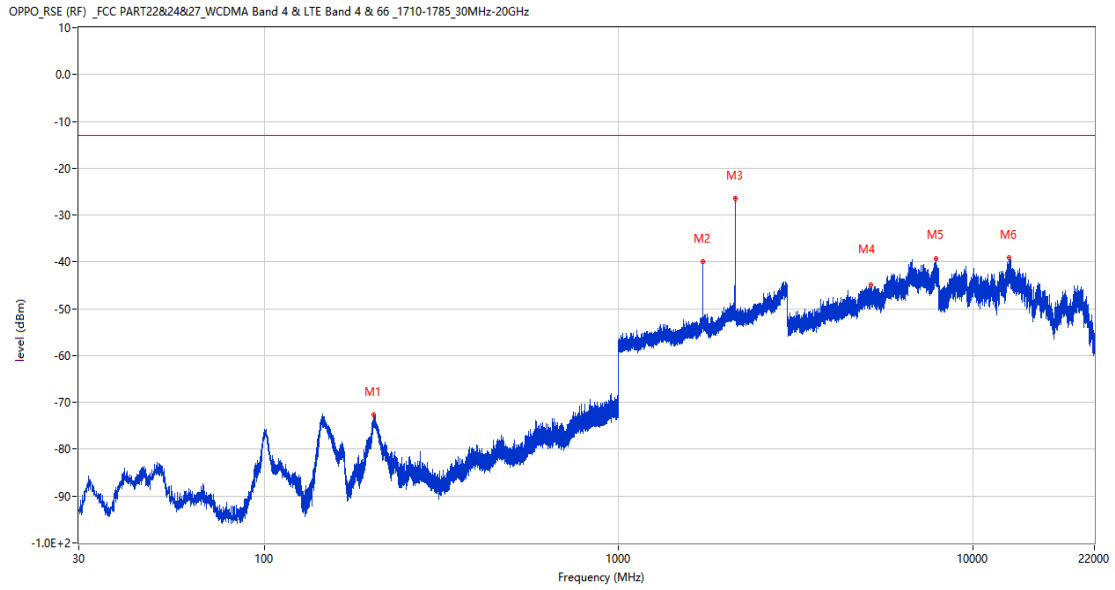
9.3 LTE Band 4 BW5, Middle Channel

RSE-H&H LTE Band 4 BW5 CH20175



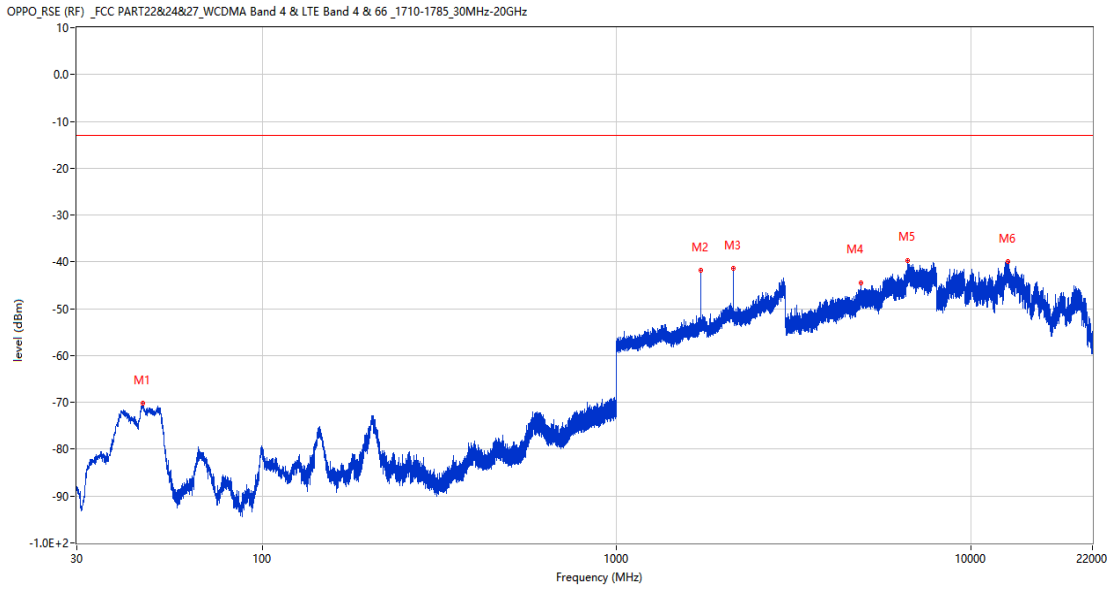
Frequency (MHz)	Result (dBm)	Factor (dB)	PK Limit (dBm)	Over Limit (dB)	Table (o)	ANT	EUT	Verdict
147.079	-77.66	-22.26	-13.0	-64.66	207.00	Horizontal	Horizontal	Pass
1731.100	-36.11	2.02	-13.0	-23.11	332.00	Horizontal	Horizontal	N/A
2132.600	-25.63	3.97	-13.0	-12.63	130.00	Horizontal	Horizontal	N/A
5386.750	-43.52	10.76	-13.0	-30.52	323.00	Horizontal	Horizontal	Pass
7785.500	-39.51	15.49	-13.0	-26.51	334.00	Horizontal	Horizontal	Pass
12671.388	-39.13	16.04	-13.0	-26.13	318.00	Horizontal	Horizontal	Pass

RSE-H&V LTE Band 4 BW5 CH20175



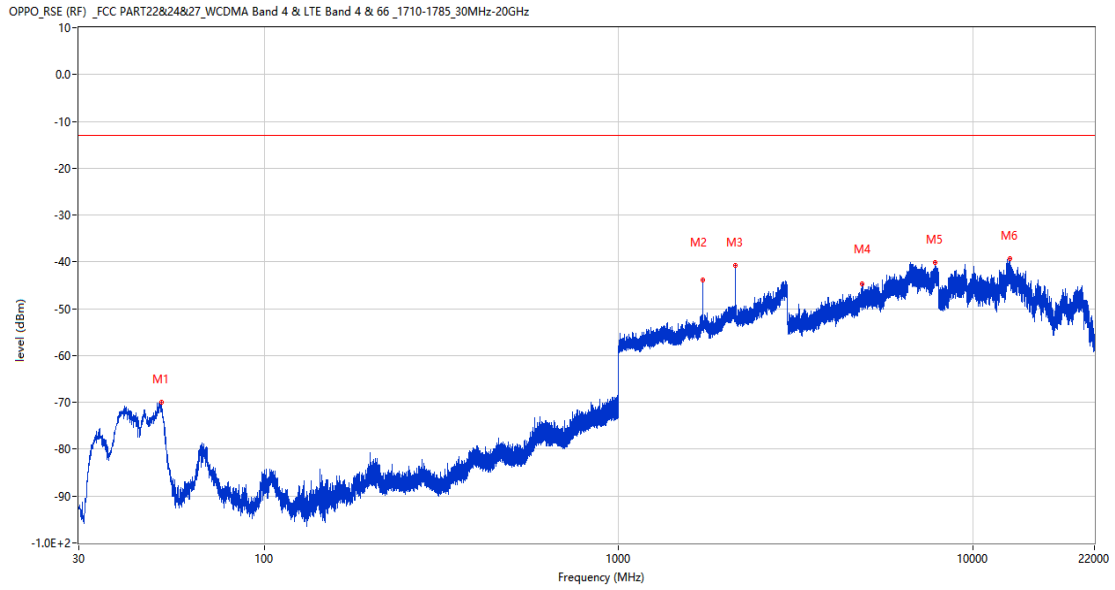
Frequency (MHz)	Result (dBm)	Factor (dB)	PK Limit (dBm)	Over Limit (dB)	Table (o)	ANT	EUT	Verdict
204.066	-72.57	-15.48	-13.0	-59.57	163.00	Horizontal	Vertical	Pass
1731.200	-39.98	2.02	-13.0	-26.98	171.00	Horizontal	Vertical	N/A
2132.700	-26.55	3.98	-13.0	-13.55	87.00	Horizontal	Vertical	N/A
5144.250	-44.98	11.11	-13.0	-31.98	243.00	Horizontal	Vertical	Pass
7870.500	-39.38	14.88	-13.0	-26.38	99.00	Horizontal	Vertical	Pass
12642.413	-39.18	15.60	-13.0	-26.18	258.00	Horizontal	Vertical	Pass

RSE-V&V LTE Band 4 BW5 CH20175



Frequency (MHz)	Result (dBm)	Factor (dB)	PK Limit (dBm)	Over Limit (dB)	Table (o)	ANT	EUT	Verdict
45.956	-70.08	-15.72	-13.0	-57.08	0.00	Vertical	Vertical	Pass
1731.300	-41.79	2.02	-13.0	-28.79	181.00	Vertical	Vertical	N/A
2133.100	-41.37	3.97	-13.0	-28.37	165.00	Vertical	Vertical	N/A
4903.750	-44.49	10.55	-13.0	-31.49	95.00	Vertical	Vertical	Pass
6620.500	-39.68	14.70	-13.0	-26.68	306.00	Vertical	Vertical	Pass
12691.338	-39.96	16.39	-13.0	-26.96	249.00	Vertical	Vertical	Pass

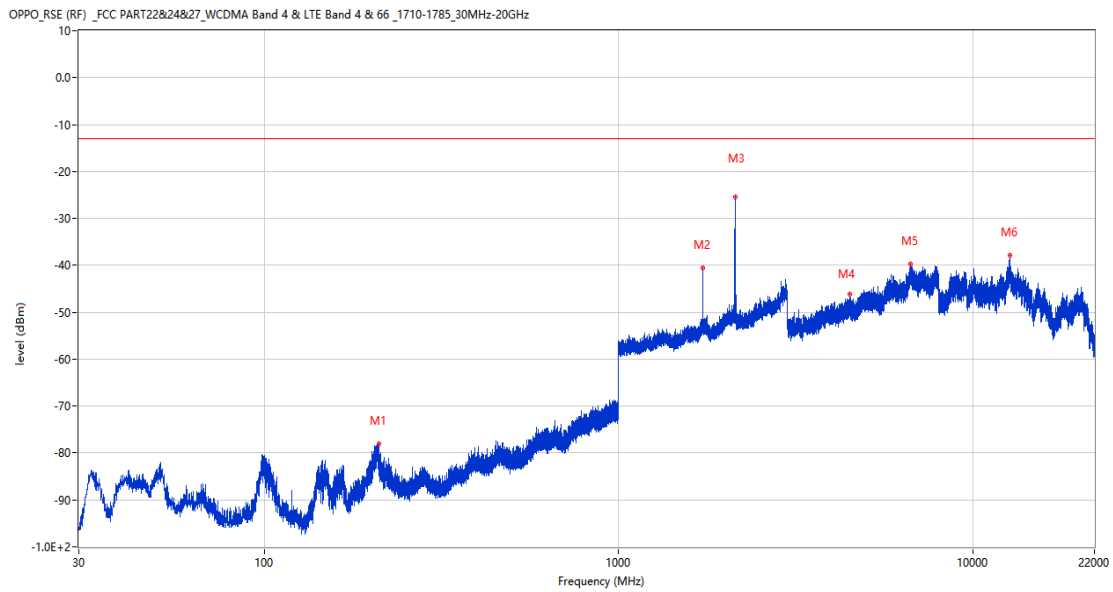
RSE-V&H LTE Band 4 BW5 CH20175



Frequency (MHz)	Result (dBm)	Factor (dB)	PK Limit (dBm)	Over Limit (dB)	Table (o)	ANT	EUT	Verdict
51.340	-70.01	-16.60	-13.0	-57.01	335.00	Vertical	Horizontal	Pass
1731.000	-43.93	2.02	-13.0	-30.93	360.00	Vertical	Horizontal	N/A
2134.600	-40.83	4.05	-13.0	-27.83	146.00	Vertical	Horizontal	N/A
4858.500	-44.67	10.10	-13.0	-31.67	173.00	Vertical	Horizontal	Pass
7815.500	-40.14	16.29	-13.0	-27.14	352.00	Vertical	Horizontal	Pass
12697.037	-39.34	16.49	-13.0	-26.34	43.00	Vertical	Horizontal	Pass

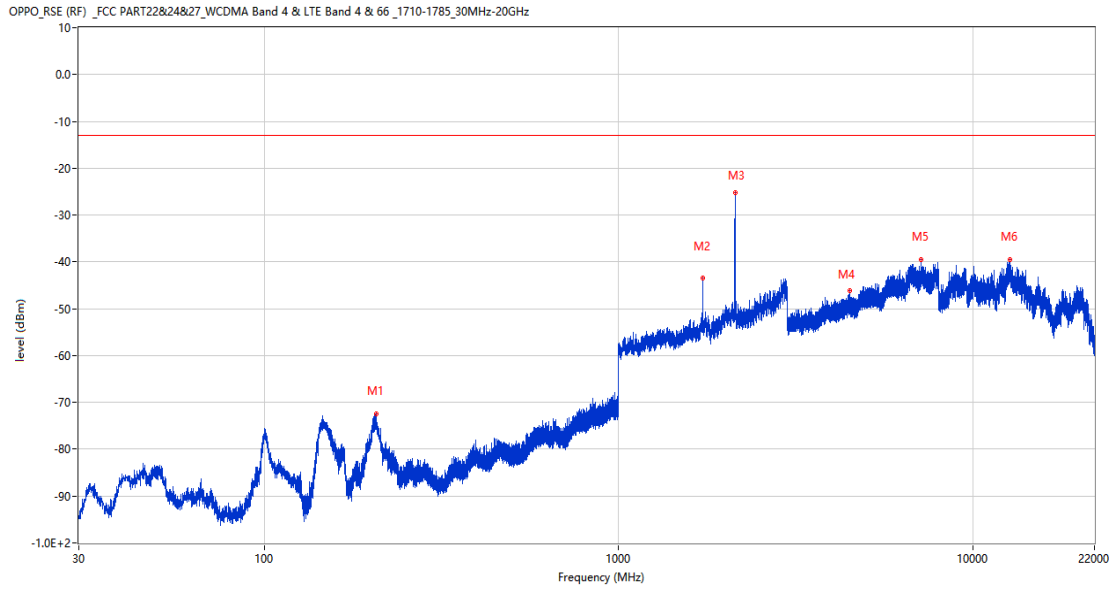
9.4 LTE Band 4 BW10, Middle Channel

RSE-H&H LTE Band 4 BW10 CH20175



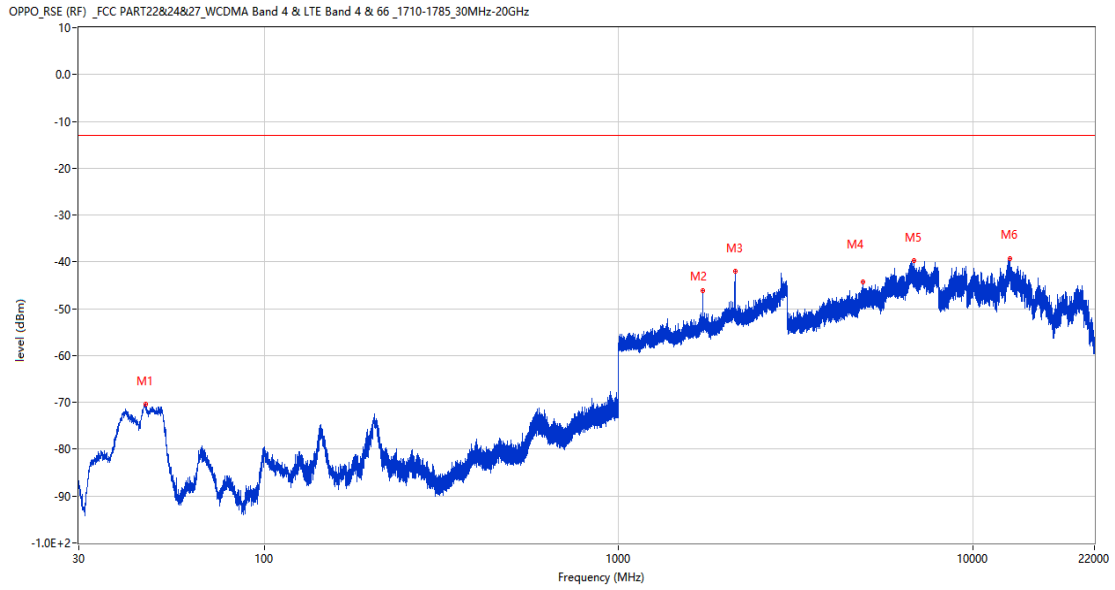
Frequency (MHz)	Result (dBm)	Factor (dB)	PK Limit (dBm)	Over Limit (dB)	Table (o)	ANT	EUT	Verdict
210.275	-78.02	-16.52	-13.0	-65.02	3.00	Horizontal	Horizontal	Pass
1728.900	-40.59	2.02	-13.0	-27.59	331.00	Horizontal	Horizontal	N/A
2129.600	-25.50	3.92	-13.0	-12.50	86.00	Horizontal	Horizontal	N/A
4497.250	-46.08	9.73	-13.0	-33.08	174.00	Horizontal	Horizontal	Pass
6658.500	-39.80	14.85	-13.0	-26.80	96.00	Horizontal	Horizontal	Pass
12739.313	-37.91	16.12	-13.0	-24.91	360.00	Horizontal	Horizontal	Pass

RSE-H&V LTE Band 4 BW10 CH20175



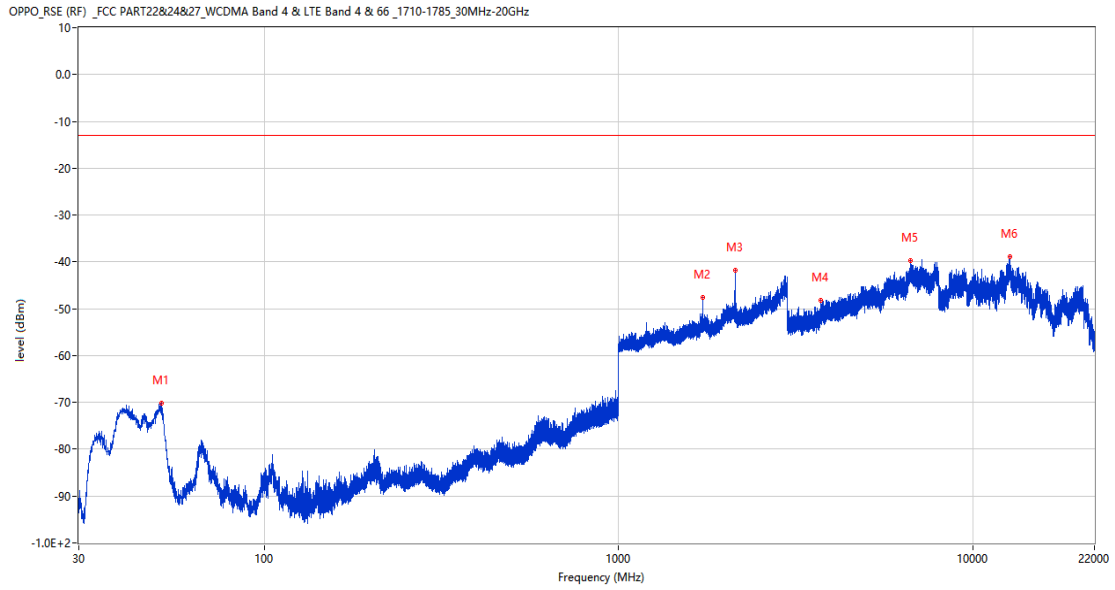
Frequency (MHz)	Result (dBm)	Factor (dB)	PK Limit (dBm)	Over Limit (dB)	Table (o)	ANT	EUT	Verdict
206.686	-72.52	-16.31	-13.0	-59.52	145.00	Horizontal	Vertical	Pass
1728.800	-43.41	2.02	-13.0	-30.41	148.00	Horizontal	Vertical	N/A
2136.400	-25.28	3.86	-13.0	-12.28	89.00	Horizontal	Vertical	N/A
4487.000	-46.23	10.06	-13.0	-33.23	1.00	Horizontal	Vertical	Pass
7139.750	-39.59	13.93	-13.0	-26.59	323.00	Horizontal	Vertical	Pass
12706.775	-39.56	16.47	-13.0	-26.56	360.00	Horizontal	Vertical	Pass

RSE-V&H LTE Band 4 BW10 CH20175



Frequency (MHz)	Result (dBm)	Factor (dB)	PK Limit (dBm)	Over Limit (dB)	Table (o)	ANT	EUT	Verdict
46.199	-70.37	-15.90	-13.0	-57.37	134.00	Vertical	Vertical	Pass
1728.500	-46.18	2.02	-13.0	-33.18	188.00	Vertical	Vertical	N/A
2131.200	-42.04	3.95	-13.0	-29.04	355.00	Vertical	Vertical	N/A
4894.750	-44.31	10.70	-13.0	-31.31	360.00	Vertical	Vertical	Pass
6805.750	-39.62	14.48	-13.0	-26.62	41.00	Vertical	Vertical	Pass
12690.388	-39.29	16.37	-13.0	-26.29	19.00	Vertical	Vertical	Pass

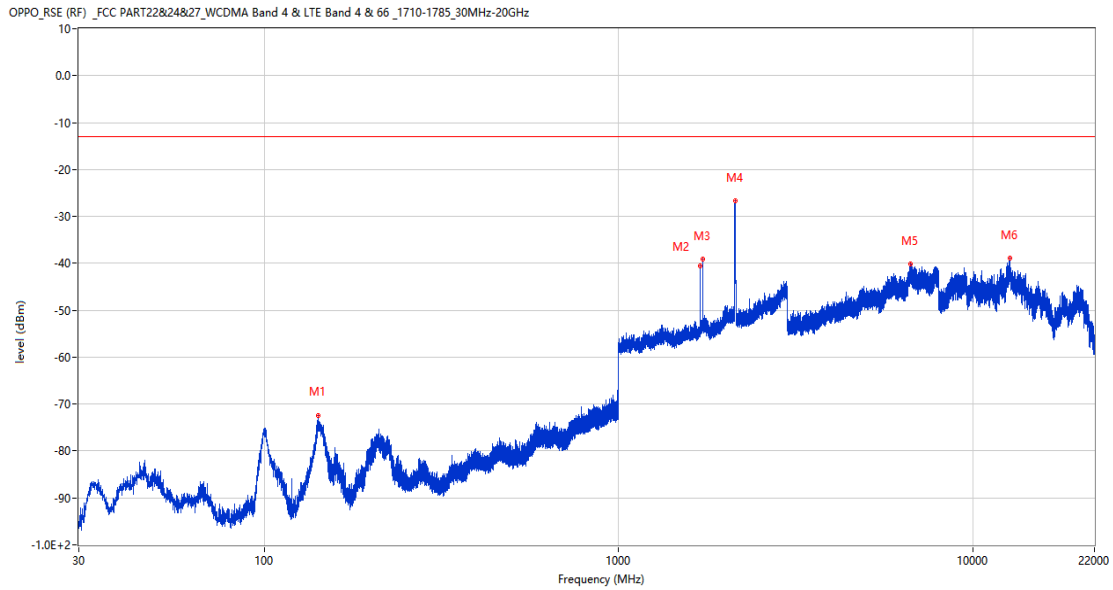
RSE-V&V LTE Band 4 BW10 CH20175



Frequency (MHz)	Result (dBm)	Factor (dB)	PK Limit (dBm)	Over Limit (dB)	Table (o)	ANT	EUT	Verdict
51.340	-70.18	-16.60	-13.0	-57.18	324.00	Vertical	Horizontal	Pass
1728.700	-47.49	2.02	-13.0	-34.49	360.00	Vertical	Horizontal	N/A
2132.500	-41.74	3.97	-13.0	-28.74	340.00	Vertical	Horizontal	N/A
3725.000	-48.30	7.70	-13.0	-35.30	275.00	Vertical	Horizontal	Pass
6671.500	-39.80	14.58	-13.0	-26.80	228.00	Vertical	Horizontal	Pass
12701.075	-38.91	16.53	-13.0	-25.91	115.00	Vertical	Horizontal	Pass

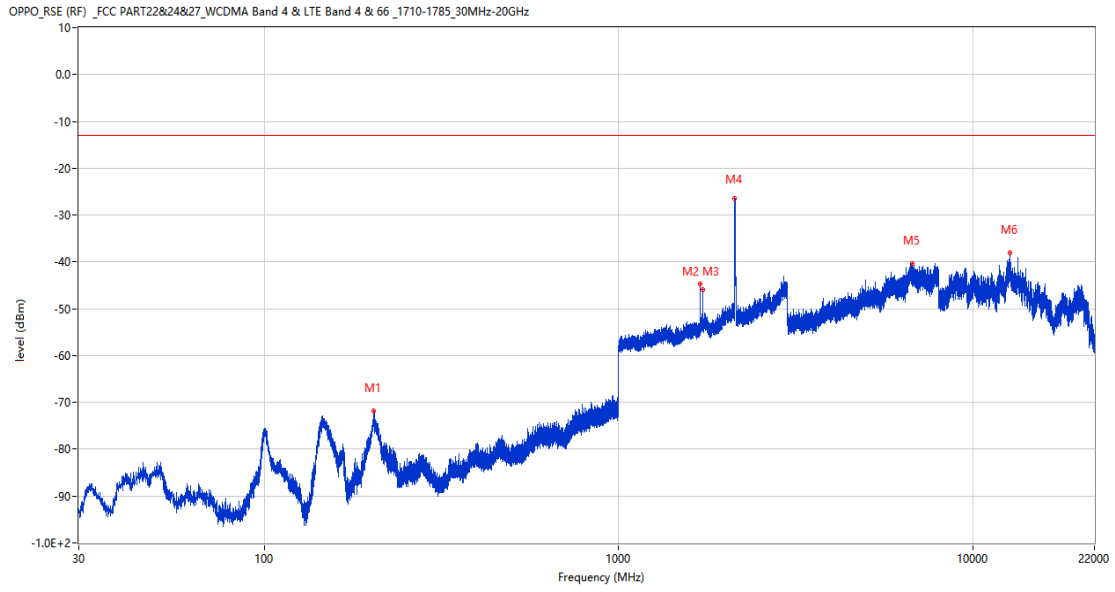
9.5 LTE Band 4 BW15, Middle Channel

RSE-H&H LTE Band 4 BW15 CH20175



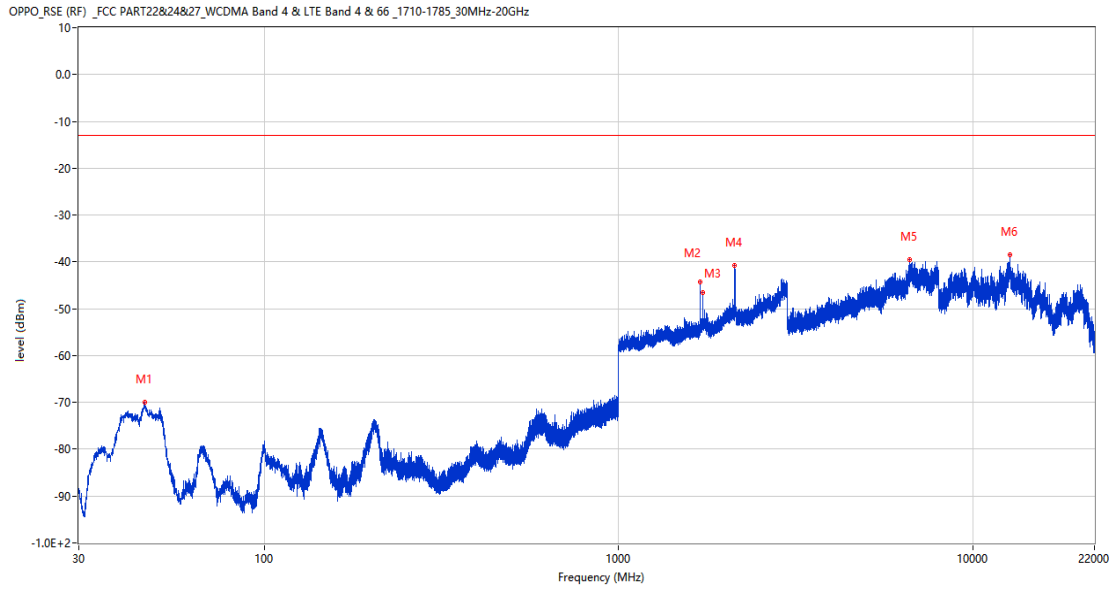
Frequency (MHz)	Result (dBm)	Factor (dB)	PK Limit (dBm)	Over Limit (dB)	Table (o)	ANT	EUT	Verdict
141.986	-72.51	-22.92	-13.0	-59.51	0.00	Horizontal	Horizontal	Pass
1699.800	-40.50	1.83	-13.0	-27.50	314.00	Horizontal	Horizontal	Pass
1726.700	-39.01	2.01	-13.0	-26.01	331.00	Horizontal	Horizontal	N/A
2137.300	-26.66	3.85	-13.0	-13.66	79.00	Horizontal	Horizontal	N/A
6663.000	-40.12	14.68	-13.0	-27.12	355.00	Horizontal	Horizontal	Pass
12677.800	-38.96	16.15	-13.0	-25.96	297.00	Horizontal	Horizontal	Pass

RSE-H&V LTE Band 4 BW15 CH20175



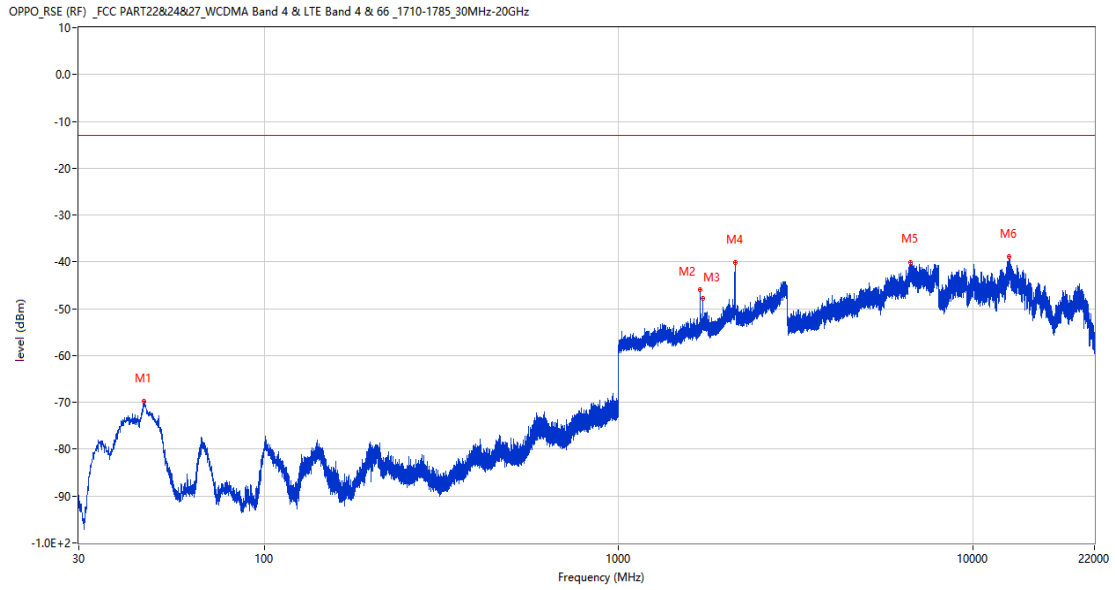
Frequency (MHz)	Result (dBm)	Factor (dB)	PK Limit (dBm)	Over Limit (dB)	Table (o)	ANT	EUT	Verdict
203.970	-71.90	-15.49	-13.0	-58.90	324.00	Horizontal	Vertical	Pass
1700.100	-44.79	1.96	-13.0	-31.79	3.00	Horizontal	Vertical	Pass
1726.500	-46.00	2.01	-13.0	-33.00	163.00	Horizontal	Vertical	N/A
2128.200	-26.45	3.99	-13.0	-13.45	87.00	Horizontal	Vertical	N/A
6719.750	-40.40	15.61	-13.0	-27.40	360.00	Horizontal	Vertical	Pass
12678.513	-38.11	16.17	-13.0	-25.11	347.00	Horizontal	Vertical	Pass

RSE-V&V LTE Band 4 BW15 CH20175



Frequency (MHz)	Result (dBm)	Factor (dB)	PK Limit (dBm)	Over Limit (dB)	Table (o)	ANT	EUT	Verdict
46.005	-69.90	-15.70	-13.0	-56.90	0.00	Vertical	Vertical	Pass
1700.200	-44.23	1.96	-13.0	-31.23	20.00	Vertical	Vertical	Pass
1726.500	-46.46	2.01	-13.0	-33.46	214.00	Vertical	Vertical	N/A
2127.400	-40.67	4.06	-13.0	-27.67	342.00	Vertical	Vertical	N/A
6630.750	-39.49	14.77	-13.0	-26.49	52.00	Vertical	Vertical	Pass
12709.862	-38.40	16.43	-13.0	-25.40	177.00	Vertical	Vertical	Pass

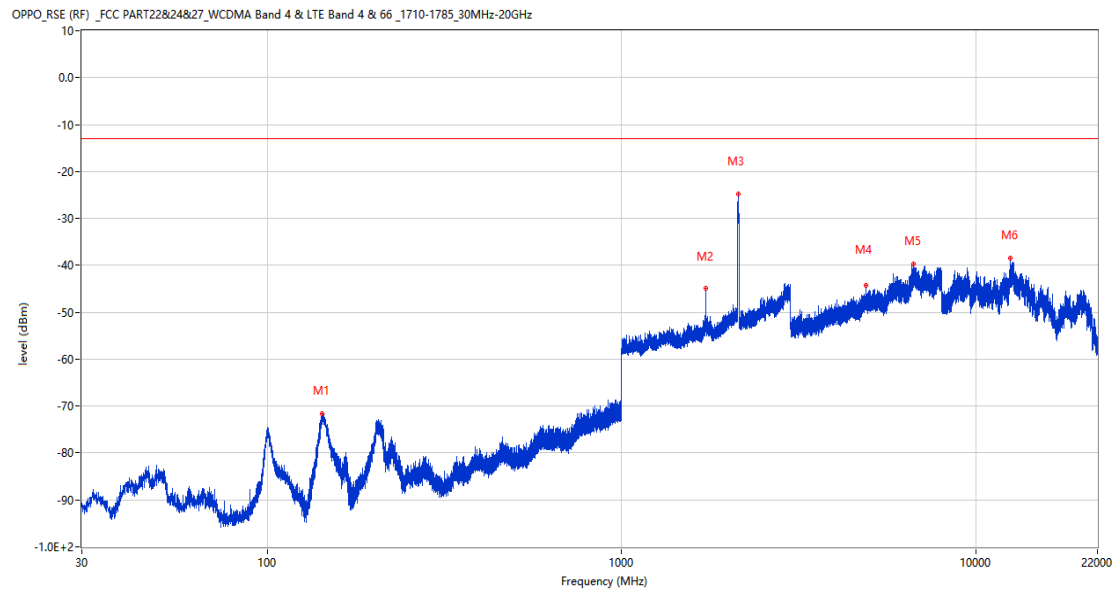
RSE-V&H LTE Band 4 BW15 CH20175



Frequency (MHz)	Result (dBm)	Factor (dB)	PK Limit (dBm)	Over Limit (dB)	Table (o)	ANT	EUT	Verdict
45.763	-69.80	-15.85	-13.0	-56.80	3.00	Vertical	Horizontal	Pass
1700.100	-46.03	1.96	-13.0	-33.03	79.00	Vertical	Horizontal	Pass
1726.600	-47.83	2.01	-13.0	-34.83	360.00	Vertical	Horizontal	N/A
2136.000	-40.04	3.87	-13.0	-27.04	137.00	Vertical	Horizontal	N/A
6648.000	-40.06	15.12	-13.0	-27.06	152.00	Vertical	Horizontal	Pass
12661.412	-38.86	15.87	-13.0	-25.86	189.00	Vertical	Horizontal	Pass

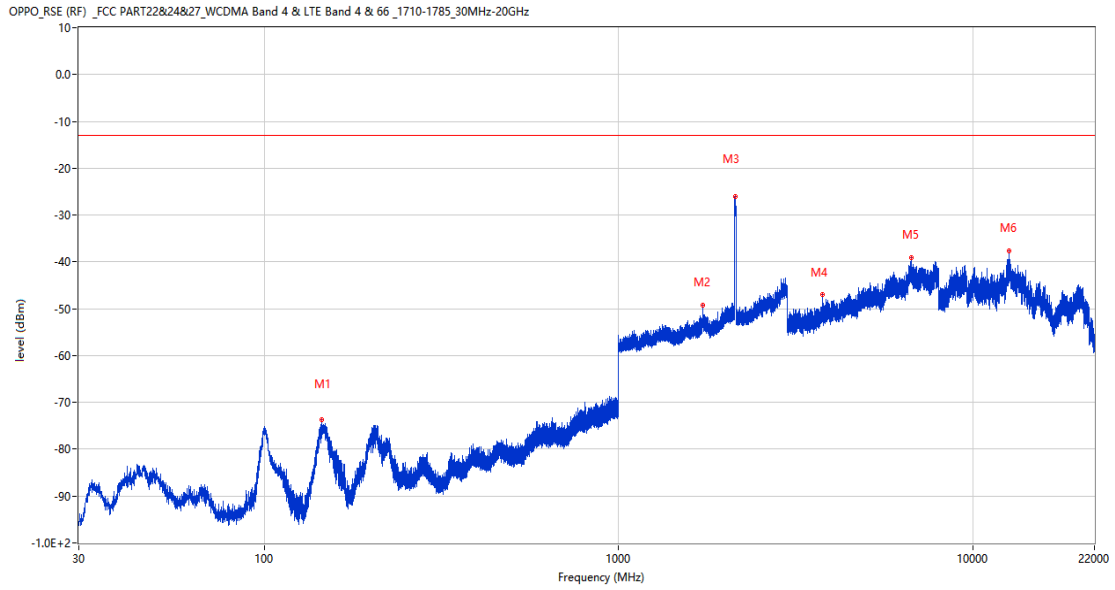
9.6 LTE Band 4 BW20, Middle Channel

RSE-H&H LTE Band 4 BW20 CH20175



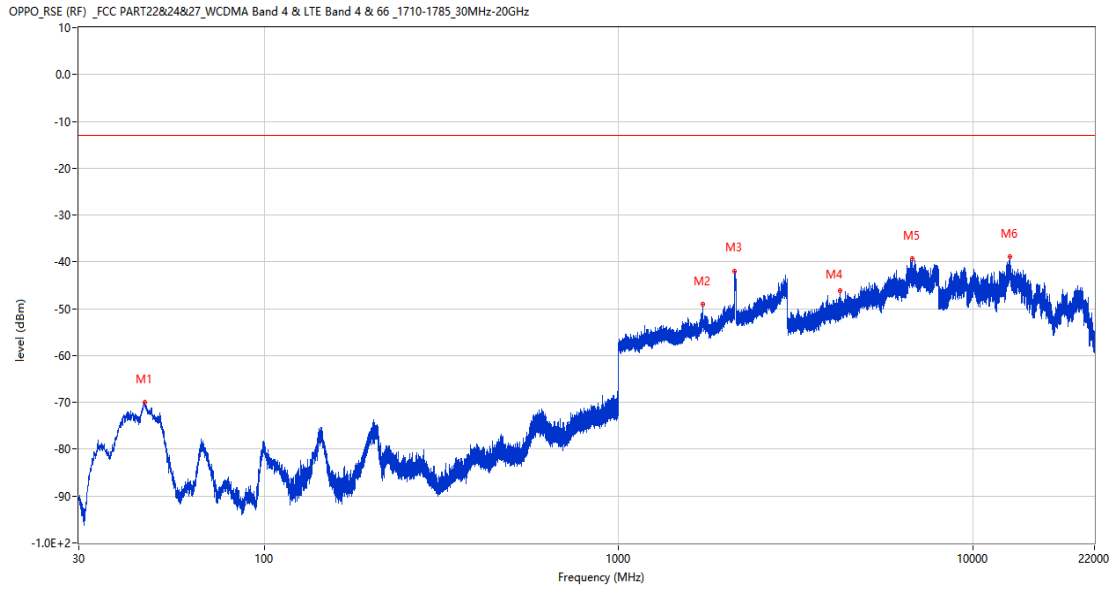
Frequency (MHz)	Result (dBm)	Factor (dB)	PK Limit (dBm)	Over Limit (dB)	Table (o)	ANT	EUT	Verdict
142.568	-71.67	-22.73	-13.0	-58.67	7.00	Horizontal	Horizontal	Pass
1724.300	-44.82	2.01	-13.0	-31.82	325.00	Horizontal	Horizontal	N/A
2136.100	-24.79	3.86	-13.0	-11.79	86.00	Horizontal	Horizontal	N/A
4898.500	-44.30	10.59	-13.0	-31.30	263.00	Horizontal	Horizontal	Pass
6672.500	-39.73	14.62	-13.0	-26.73	63.00	Horizontal	Horizontal	Pass
12503.474	-38.37	15.59	-13.0	-25.37	89.00	Horizontal	Horizontal	Pass

RSE-H&V LTE Band 4 BW20 CH20175



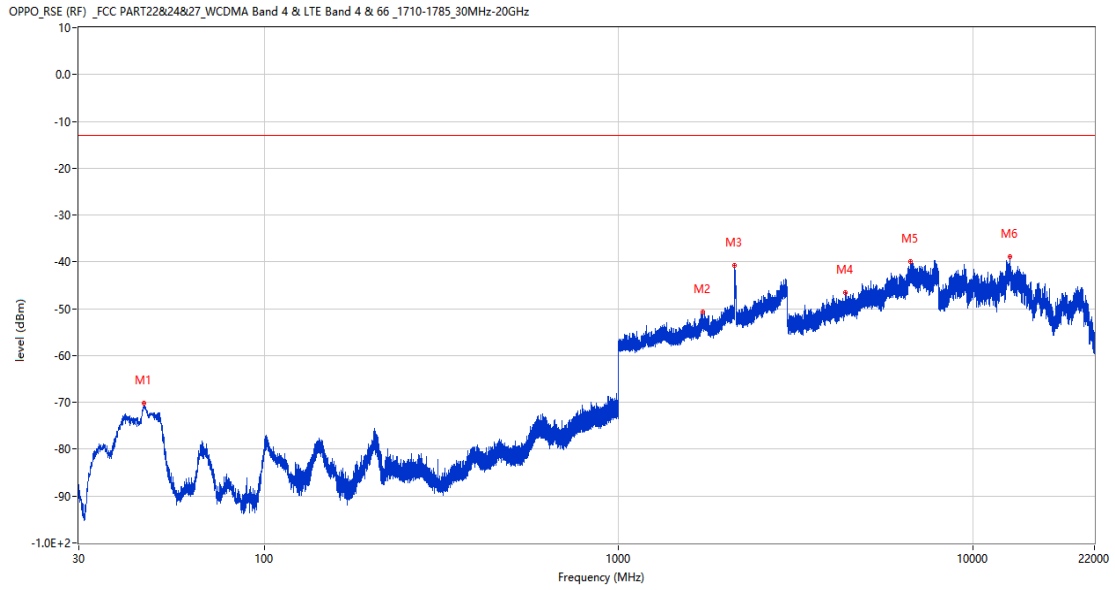
Frequency (MHz)	Result (dBm)	Factor (dB)	PK Limit (dBm)	Over Limit (dB)	Table (o)	ANT	EUT	Verdict
145.576	-73.70	-22.46	-13.0	-60.70	232.00	Horizontal	Vertical	Pass
1724.500	-49.29	2.01	-13.0	-36.29	165.00	Horizontal	Vertical	N/A
2135.400	-26.13	3.93	-13.0	-13.13	90.00	Horizontal	Vertical	N/A
3758.250	-47.05	8.55	-13.0	-34.05	119.00	Horizontal	Vertical	Pass
6709.250	-39.09	15.62	-13.0	-26.09	108.00	Horizontal	Vertical	Pass
12660.463	-37.61	15.85	-13.0	-24.61	3.00	Horizontal	Vertical	Pass

RSE-V&V LTE Band 4 BW20 CH20175



Frequency (MHz)	Result (dBm)	Factor (dB)	PK Limit (dBm)	Over Limit (dB)	Table (o)	ANT	EUT	Verdict
45.956	-69.94	-15.72	-13.0	-56.94	105.00	Vertical	Vertical	Pass
1724.200	-49.14	2.01	-13.0	-36.14	62.00	Vertical	Vertical	N/A
2127.800	-41.91	4.03	-13.0	-28.91	188.00	Vertical	Vertical	N/A
4217.500	-46.13	8.87	-13.0	-33.13	360.00	Vertical	Vertical	Pass
6729.500	-39.40	15.35	-13.0	-26.40	30.00	Vertical	Vertical	Pass
12712.237	-38.82	16.41	-13.0	-25.82	275.00	Vertical	Vertical	Pass

RSE-V&H LTE Band 4 BW20 CH20175

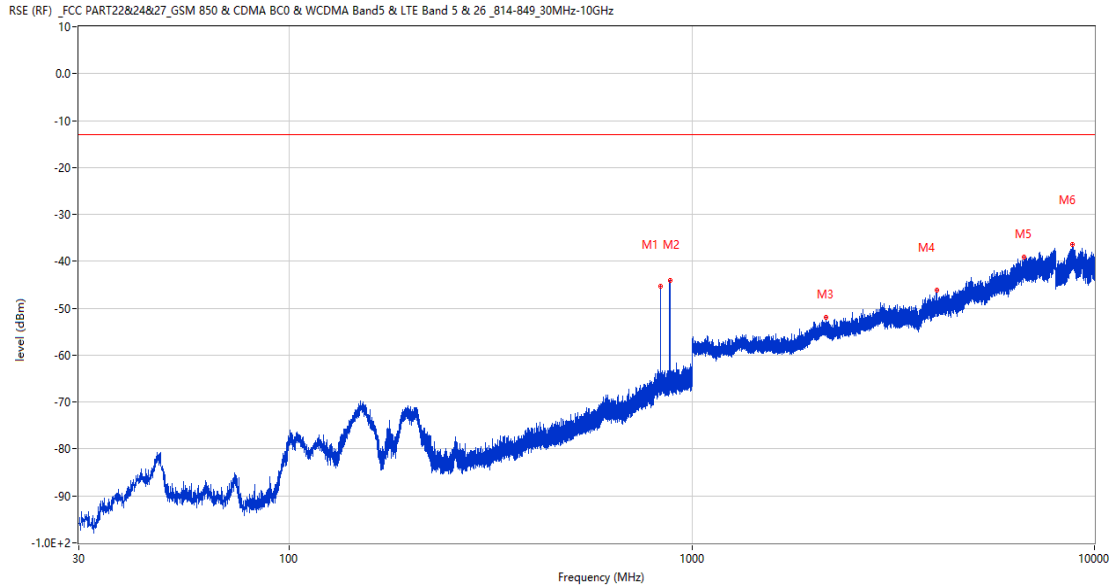


Frequency (MHz)	Result (dBm)	Factor (dB)	PK Limit (dBm)	Over Limit (dB)	Table (o)	ANT	EUT	Verdict
45.859	-70.08	-15.79	-13.0	-57.08	1.00	Vertical	Horizontal	Pass
1724.400	-50.78	2.01	-13.0	-37.78	360.00	Vertical	Horizontal	N/A
2128.000	-40.72	4.01	-13.0	-27.72	341.00	Vertical	Horizontal	N/A
4352.750	-46.54	9.33	-13.0	-33.54	329.00	Vertical	Horizontal	Pass
6665.750	-40.01	14.69	-13.0	-27.01	360.00	Vertical	Horizontal	Pass
12718.412	-38.87	16.34	-13.0	-25.87	343.00	Vertical	Horizontal	Pass

10 LTE Band 5

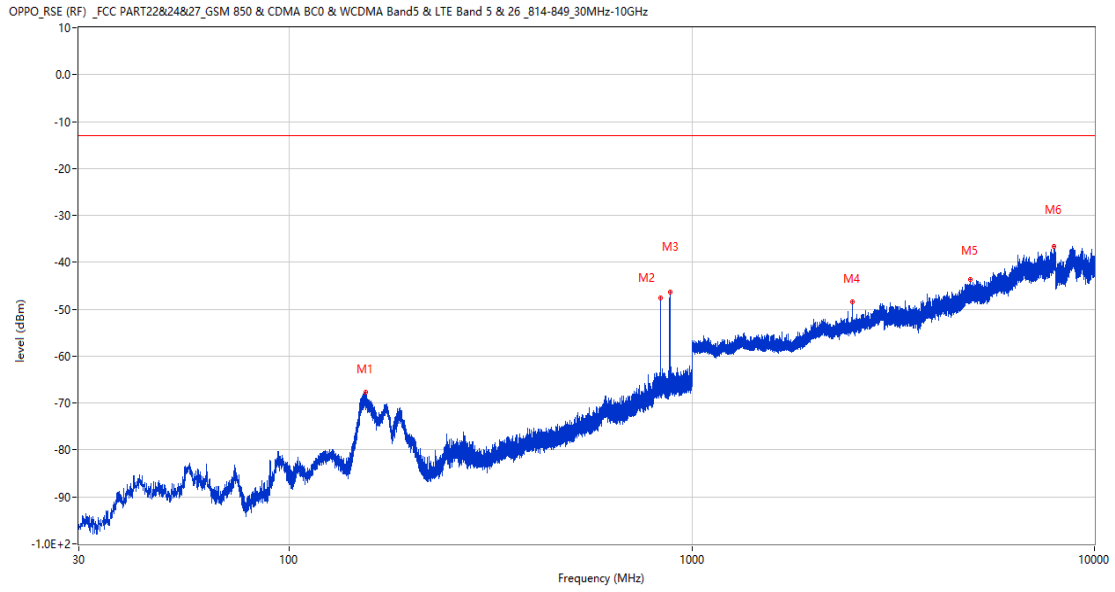
10.1 LTE Band 5 BW1.4, Middle Channel

RSE-H&H LTE Band 5 BW1.4 CH20525



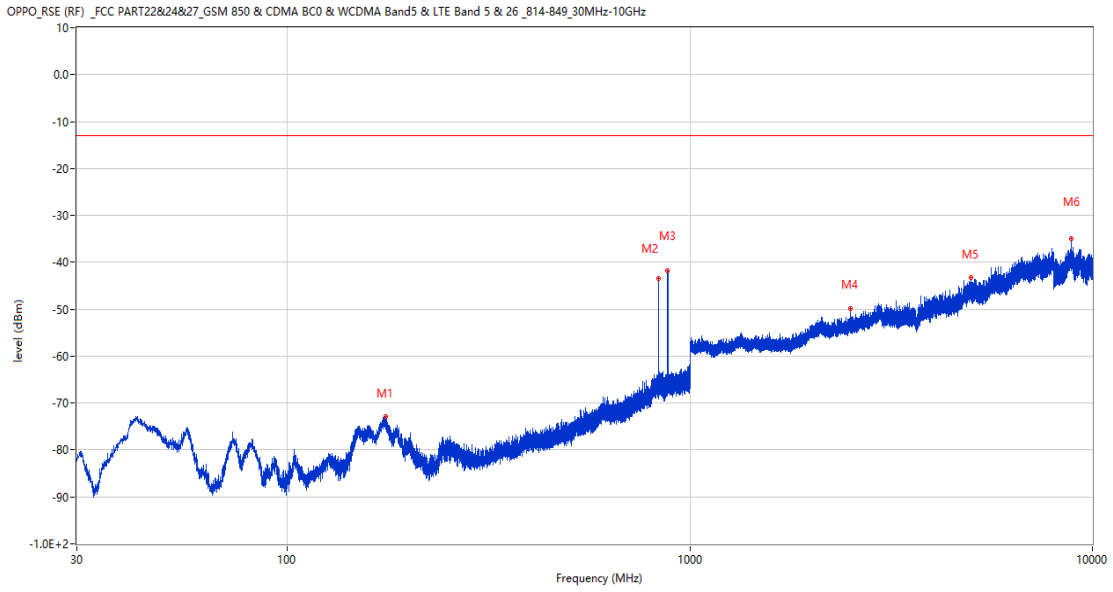
Frequency (MHz)	Result (dBm)	Factor (dB)	PK Limit (dBm)	Over Limit (dB)	Table (o)	ANT	EUT	Verdict
836.022	-45.29	7.12	-13.0	-32.29	78.00	Horizontal	Horizontal	N/A
881.903	-43.99	6.76	-13.0	-30.99	135.00	Horizontal	Horizontal	N/A
2150.300	-51.88	-0.02	-13.0	-38.88	279.00	Horizontal	Horizontal	Pass
4058.000	-46.10	10.80	-13.0	-33.10	164.00	Horizontal	Horizontal	Pass
6669.750	-39.13	16.55	-13.0	-26.13	108.00	Horizontal	Horizontal	Pass
8830.500	-36.49	20.04	-13.0	-23.49	3.00	Horizontal	Horizontal	Pass

RSE-H&V LTE Band 5 BW1.4 CH20525



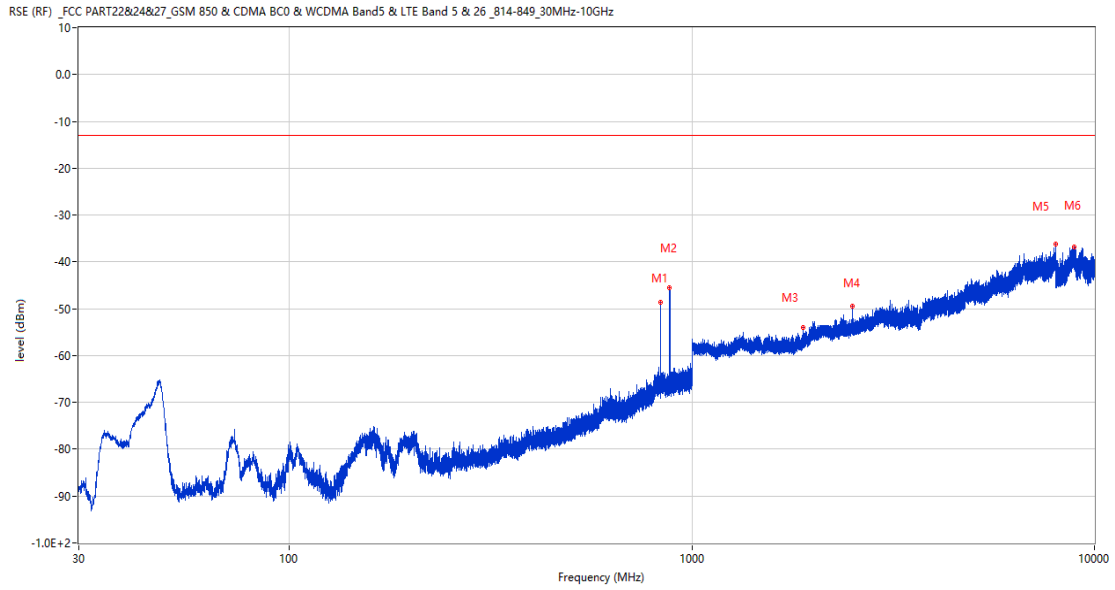
Frequency (MHz)	Result (dBm)	Factor (dB)	PK Limit (dBm)	Over Limit (dB)	Table (o)	ANT	EUT	Verdict
154.790	-67.73	-17.63	-13.0	-54.73	67.00	Horizontal	Vertical	Pass
836.119	-47.63	7.12	-13.0	-34.63	142.00	Horizontal	Vertical	N/A
881.660	-46.37	6.75	-13.0	-33.37	220.00	Horizontal	Vertical	N/A
2509.200	-48.40	1.50	-13.0	-35.40	155.00	Horizontal	Vertical	Pass
4910.750	-43.57	12.97	-13.0	-30.57	197.00	Horizontal	Vertical	Pass
7932.000	-36.69	18.77	-13.0	-23.69	262.00	Horizontal	Vertical	Pass

RSE-V&V LTE Band 5 BW1.4 CH20525



Frequency (MHz)	Result (dBm)	Factor (dB)	PK Limit (dBm)	Over Limit (dB)	Table (o)	ANT	EUT	Verdict
175.694	-72.89	-15.71	-13.0	-59.89	270.00	Vertical	Vertical	Pass
836.119	-43.51	7.12	-13.0	-30.51	51.00	Vertical	Vertical	N/A
881.030	-41.88	6.74	-13.0	-28.88	266.00	Vertical	Vertical	N/A
2509.300	-49.89	1.49	-13.0	-36.89	26.00	Vertical	Vertical	Pass
4980.500	-43.24	13.33	-13.0	-30.24	156.00	Vertical	Vertical	Pass
8872.401	-34.97	20.09	-13.0	-21.97	21.00	Vertical	Vertical	Pass

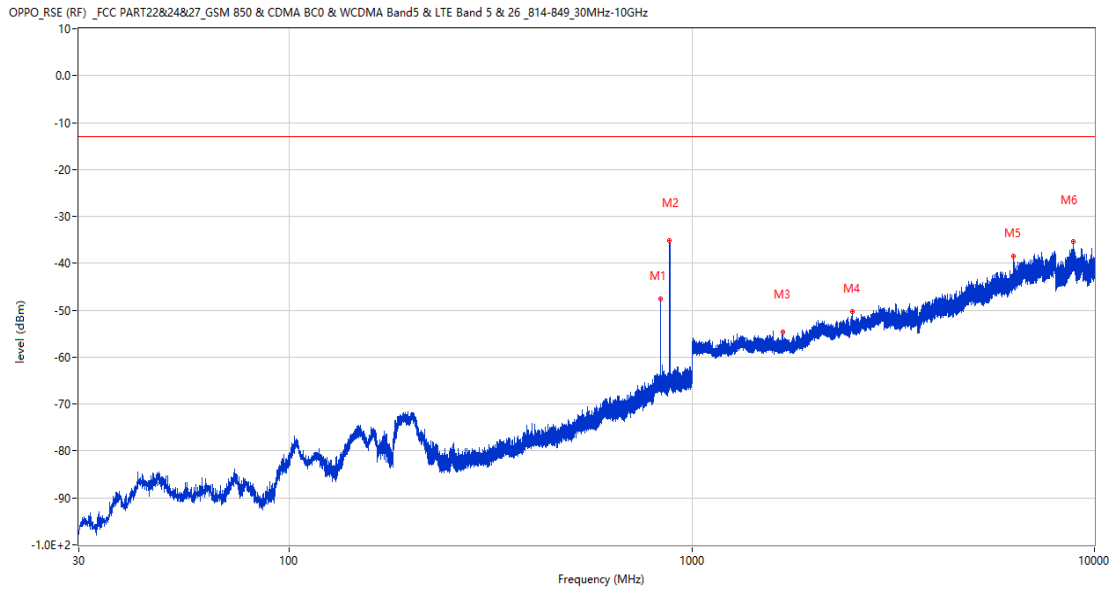
RSE-V&H LTE Band 5 BW1.4 CH20525



Frequency (MHz)	Result (dBm)	Factor (dB)	PK Limit (dBm)	Over Limit (dB)	Table (o)	ANT	EUT	Verdict
836.022	-48.54	7.12	-13.0	-35.54	23.00	Vertical	Horizontal	N/A
881.078	-45.53	6.74	-13.0	-32.53	248.00	Vertical	Horizontal	N/A
1887.500	-54.05	-3.02	-13.0	-41.05	132.00	Vertical	Horizontal	Pass
2509.000	-49.43	1.54	-13.0	-36.43	157.00	Vertical	Horizontal	Pass
7999.000	-36.18	18.94	-13.0	-23.18	9.00	Vertical	Horizontal	Pass
8917.701	-36.92	19.64	-13.0	-23.92	360.00	Vertical	Horizontal	Pass

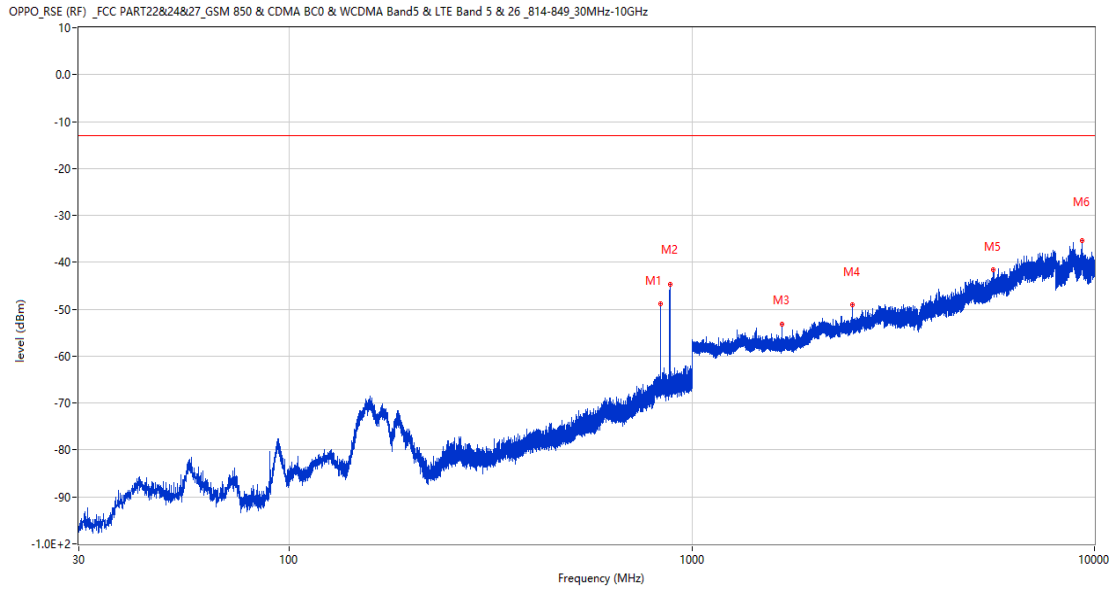
10.2 LTE Band 5 BW3, Middle Channel

RSE-H&H LTE Band 5 BW3 CH20525



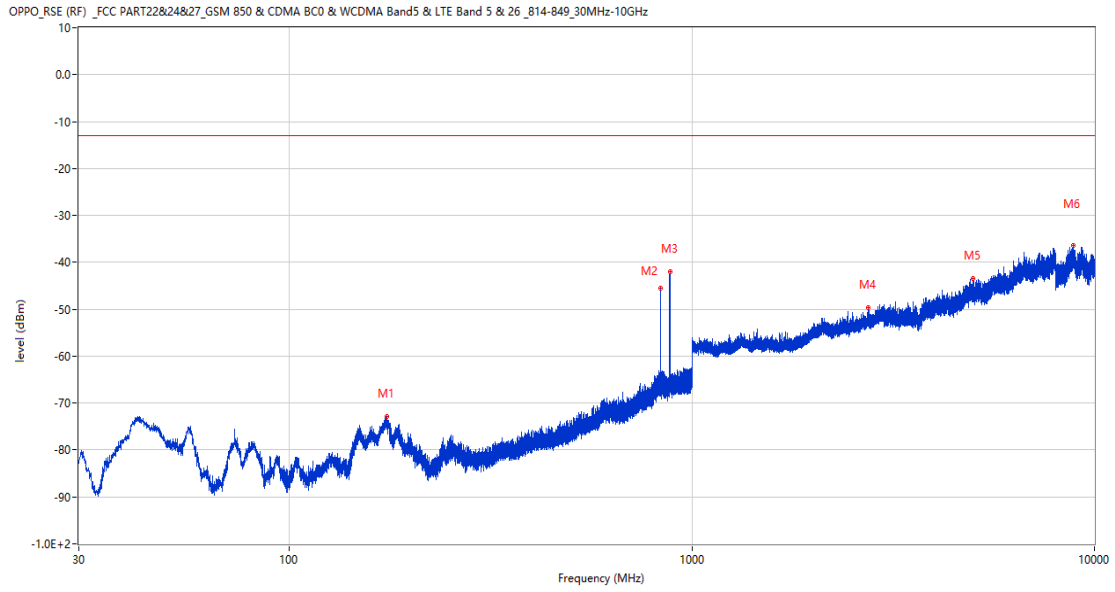
Frequency (MHz)	Result (dBm)	Factor (dB)	PK Limit (dBm)	Over Limit (dB)	Table (o)	ANT	EUT	Verdict
835.246	-47.61	7.10	-13.0	-34.61	290.00	Horizontal	Horizontal	N/A
881.223	-35.08	6.74	-13.0	-22.08	258.00	Horizontal	Horizontal	N/A
1681.500	-54.65	-3.64	-13.0	-41.65	170.00	Horizontal	Horizontal	Pass
2506.700	-50.31	1.72	-13.0	-37.31	226.00	Horizontal	Horizontal	Pass
6307.750	-38.41	15.74	-13.0	-25.41	131.00	Horizontal	Horizontal	Pass
8845.300	-35.33	20.28	-13.0	-22.33	106.00	Horizontal	Horizontal	Pass

RSE-H&V LTE Band 5 BW3 CH20525



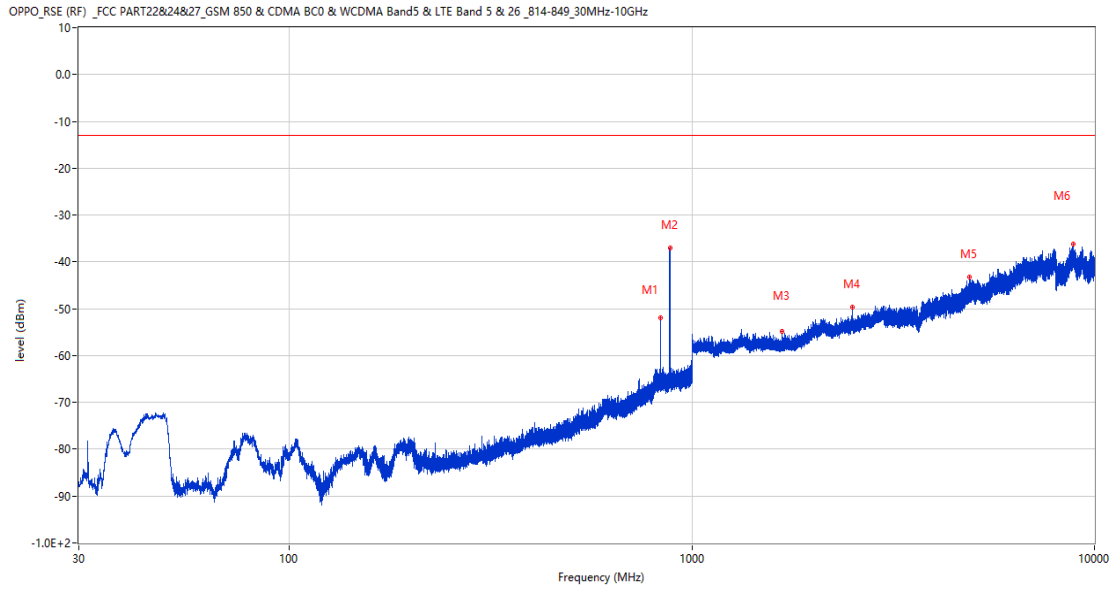
Frequency (MHz)	Result (dBm)	Factor (dB)	PK Limit (dBm)	Over Limit (dB)	Table (o)	ANT	EUT	Verdict
835.294	-48.85	7.11	-13.0	-35.85	142.00	Horizontal	Vertical	N/A
882.145	-44.68	6.78	-13.0	-31.68	295.00	Horizontal	Vertical	N/A
1671.500	-53.08	-3.75	-13.0	-40.08	219.00	Horizontal	Vertical	Pass
2506.500	-49.04	1.76	-13.0	-36.04	151.00	Horizontal	Vertical	Pass
5595.500	-41.50	13.71	-13.0	-28.50	360.00	Horizontal	Vertical	Pass
9311.300	-35.37	19.65	-13.0	-22.37	233.00	Horizontal	Vertical	Pass

RSE-V&V LTE Band 5 BW3 CH20525



Frequency (MHz)	Result (dBm)	Factor (dB)	PK Limit (dBm)	Over Limit (dB)	Table (o)	ANT	EUT	Verdict
174.773	-72.95	-15.78	-13.0	-59.95	302.00	Vertical	Vertical	Pass
835.246	-45.56	7.10	-13.0	-32.56	34.00	Vertical	Vertical	N/A
881.612	-41.99	6.75	-13.0	-28.99	320.00	Vertical	Vertical	N/A
2743.700	-49.56	2.95	-13.0	-36.56	125.00	Vertical	Vertical	Pass
4988.500	-43.41	13.13	-13.0	-30.41	359.00	Vertical	Vertical	Pass
8874.401	-36.39	20.06	-13.0	-23.39	121.00	Vertical	Vertical	Pass

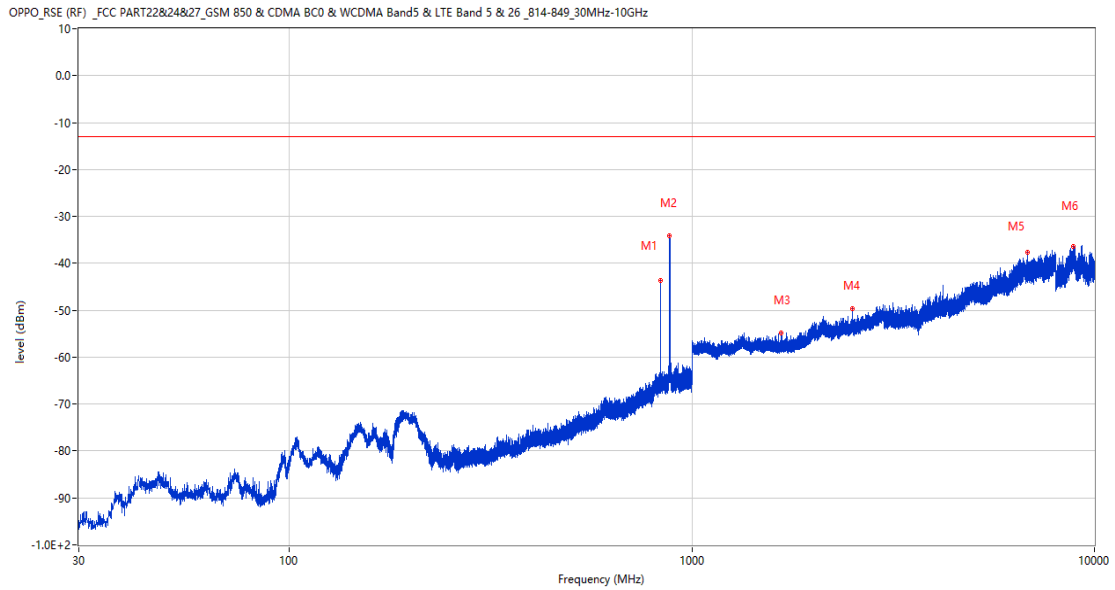
RSE-V&H LTE Band 5 BW3 CH20525



Frequency (MHz)	Result (dBm)	Factor (dB)	PK Limit (dBm)	Over Limit (dB)	Table (o)	ANT	EUT	Verdict
835.246	-51.85	7.10	-13.0	-38.85	31.00	Vertical	Horizontal	N/A
882.145	-36.93	6.78	-13.0	-23.93	64.00	Vertical	Horizontal	N/A
1672.300	-54.80	-3.72	-13.0	-41.80	95.00	Vertical	Horizontal	Pass
2506.800	-50.16	1.73	-13.0	-37.16	101.00	Vertical	Horizontal	Pass
4900.500	-43.34	12.43	-13.0	-30.34	131.00	Vertical	Horizontal	Pass
8852.300	-36.10	20.33	-13.0	-23.10	197.00	Vertical	Horizontal	Pass

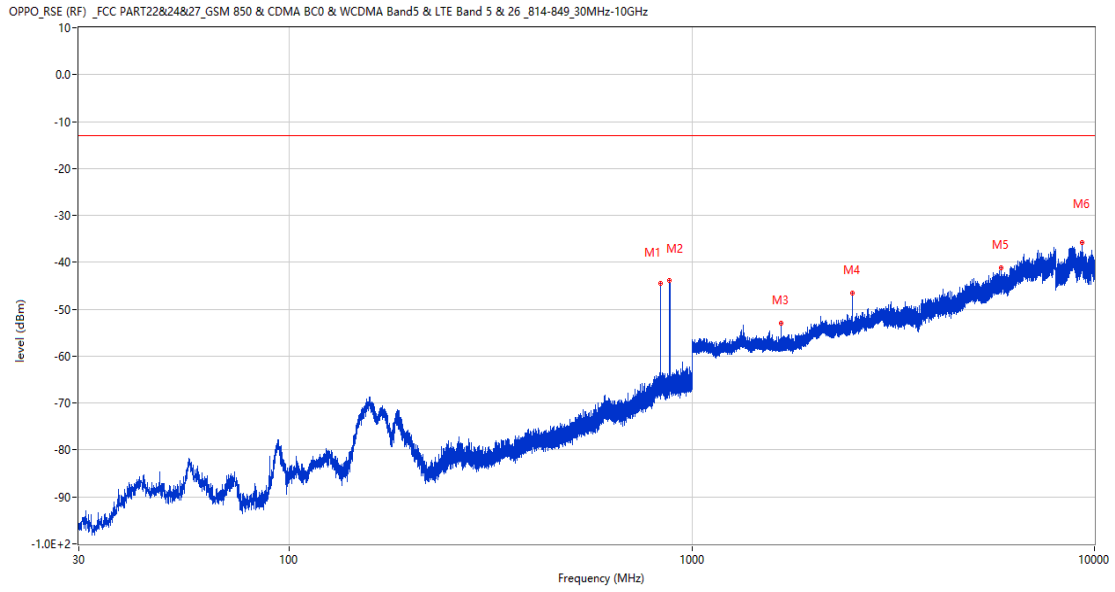
10.3 LTE Band 5 BW5, Middle Channel

RSE-H&H LTE Band 5 BW5 CH20525



Frequency (MHz)	Result (dBm)	Factor (dB)	PK Limit (dBm)	Over Limit (dB)	Table (o)	ANT	EUT	Verdict
834.324	-43.58	7.09	-13.0	-30.58	283.00	Horizontal	Horizontal	N/A
879.671	-34.19	6.56	-13.0	-21.19	222.00	Horizontal	Horizontal	N/A
1669.400	-54.93	-3.82	-13.0	-41.93	207.00	Horizontal	Horizontal	Pass
2503.900	-49.60	1.99	-13.0	-36.60	221.00	Horizontal	Horizontal	Pass
6830.000	-37.69	16.34	-13.0	-24.69	122.00	Horizontal	Horizontal	Pass
8851.599	-36.47	20.34	-13.0	-23.47	266.00	Horizontal	Horizontal	Pass

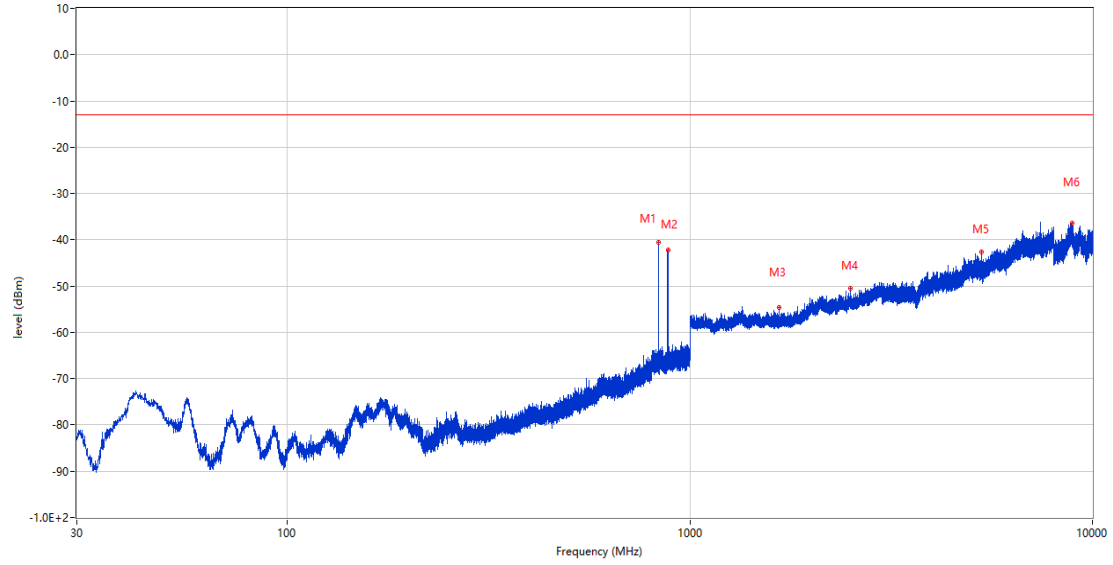
RSE-H&V LTE Band 5 BW5 CH20525



Frequency (MHz)	Result (dBm)	Factor (dB)	PK Limit (dBm)	Over Limit (dB)	Table (o)	ANT	EUT	Verdict
834.276	-44.56	7.09	-13.0	-31.56	138.00	Horizontal	Vertical	N/A
880.884	-43.83	6.73	-13.0	-30.83	290.00	Horizontal	Vertical	N/A
1669.400	-52.99	-3.82	-13.0	-39.99	219.00	Horizontal	Vertical	Pass
2504.100	-46.64	1.97	-13.0	-33.64	157.00	Horizontal	Vertical	Pass
5863.250	-41.09	14.66	-13.0	-28.09	283.00	Horizontal	Vertical	Pass
9316.300	-35.77	19.58	-13.0	-22.77	64.00	Horizontal	Vertical	Pass

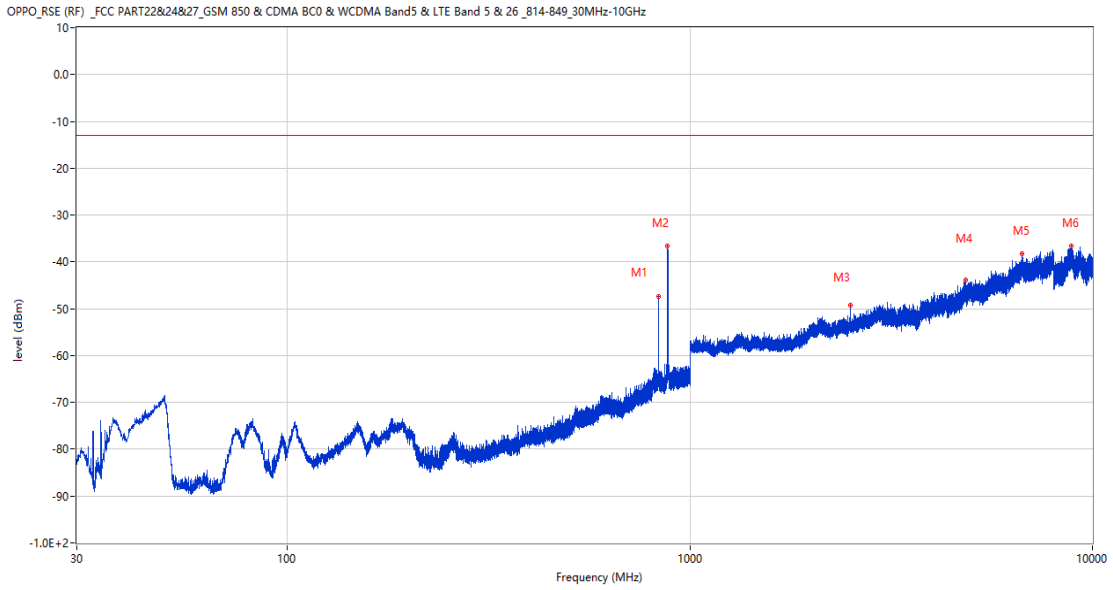
RSE-V&V LTE Band 5 BW5 CH20525

OPPO_RSE (RF) _FCC PART22&24&27_GSM 850 & CDMA BC0 & WCDMA Band5 & LTE Band 5 & 26 _814-849_30MHz-10GHz



Frequency (MHz)	Result (dBm)	Factor (dB)	PK Limit (dBm)	Over Limit (dB)	Table (o)	ANT	EUT	Verdict
834.324	-40.54	7.09	-13.0	-27.54	28.00	Vertical	Vertical	N/A
881.854	-42.21	6.76	-13.0	-29.21	358.00	Vertical	Vertical	N/A
1669.600	-54.55	-3.82	-13.0	-41.55	334.00	Vertical	Vertical	Pass
2503.900	-50.51	1.99	-13.0	-37.51	45.00	Vertical	Vertical	Pass
5315.000	-42.72	12.33	-13.0	-29.72	156.00	Vertical	Vertical	Pass
8895.400	-36.45	19.81	-13.0	-23.45	77.00	Vertical	Vertical	Pass

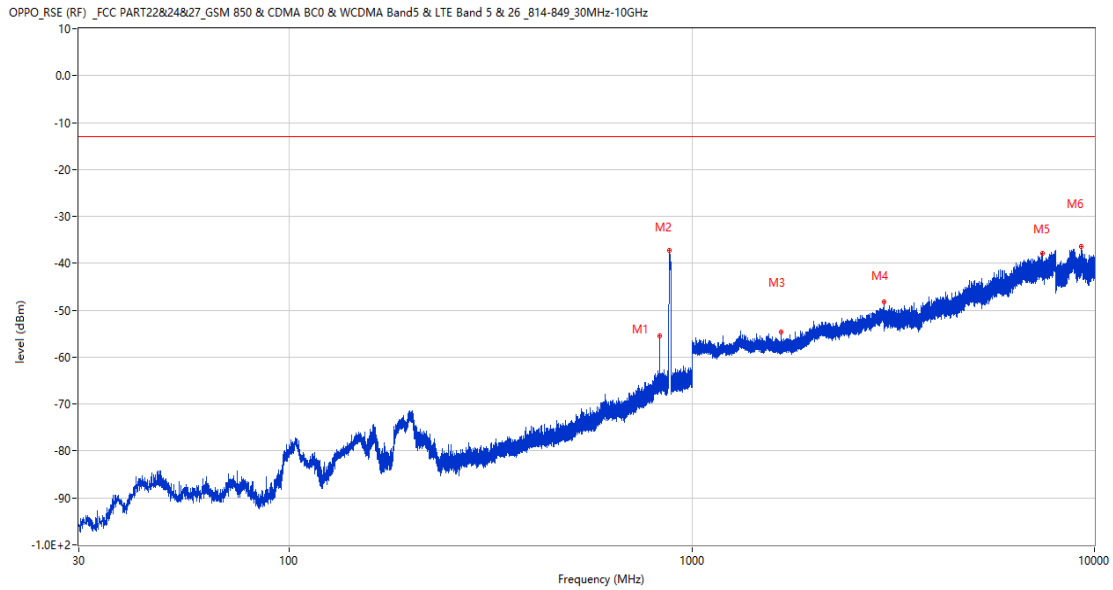
RSE-V&H LTE Band 5 BW5 CH20525



Frequency (MHz)	Result (dBm)	Factor (dB)	PK Limit (dBm)	Over Limit (dB)	Table (o)	ANT	EUT	Verdict
834.276	-47.39	7.09	-13.0	-34.39	320.00	Vertical	Horizontal	N/A
879.575	-36.54	6.56	-13.0	-23.54	56.00	Vertical	Horizontal	N/A
2503.900	-49.20	1.99	-13.0	-36.20	302.00	Vertical	Horizontal	Pass
4840.250	-43.85	12.44	-13.0	-30.85	288.00	Vertical	Horizontal	Pass
6673.250	-38.26	16.69	-13.0	-25.26	225.00	Vertical	Horizontal	Pass
8852.100	-36.62	20.33	-13.0	-23.62	97.00	Vertical	Horizontal	Pass

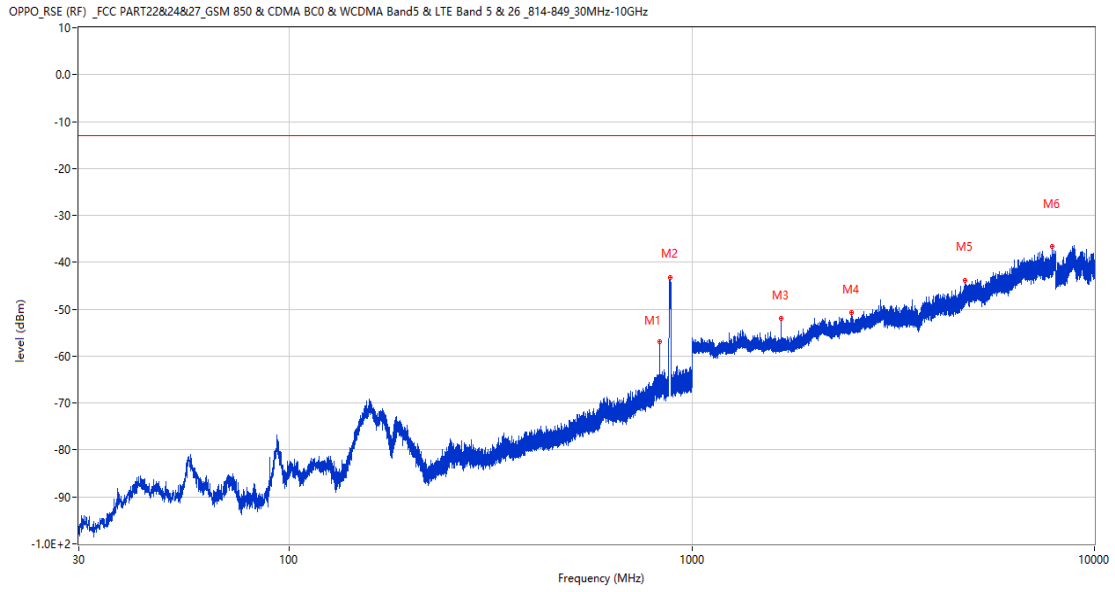
10.4 LTE Band 5 BW10, Middle Channel

RSE-H&H LTE Band 5 BW10 CH20525



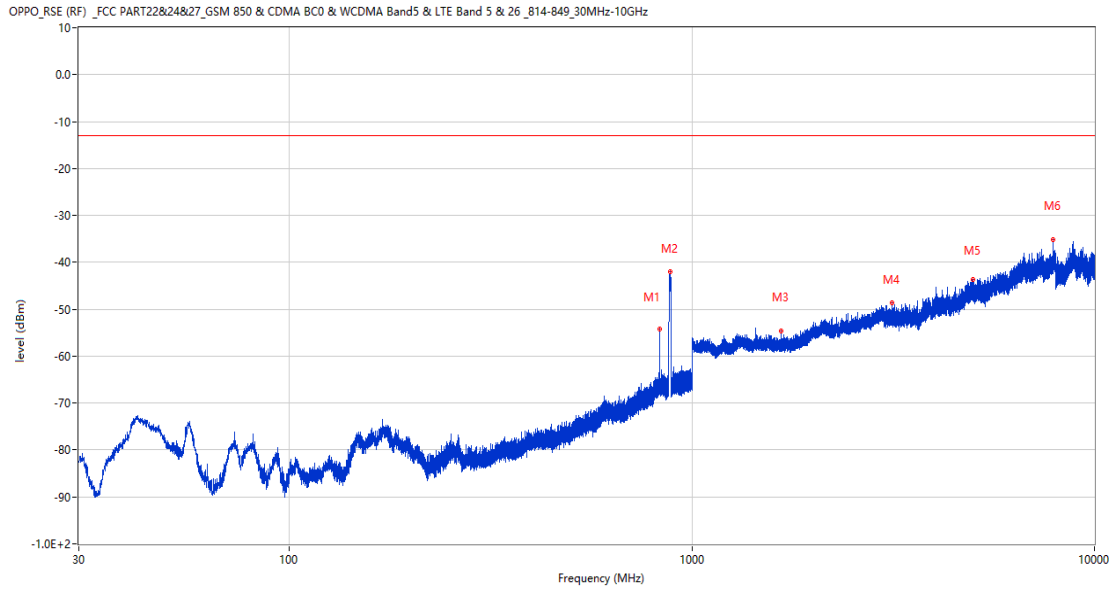
Frequency (MHz)	Result (dBm)	Factor (dB)	PK Limit (dBm)	Over Limit (dB)	Table (o)	ANT	EUT	Verdict
832.142	-55.39	7.05	-13.0	-42.39	303.00	Horizontal	Horizontal	N/A
877.586	-37.13	6.47	-13.0	-24.13	176.00	Horizontal	Horizontal	N/A
1665.200	-54.84	-3.87	-13.0	-41.84	204.00	Horizontal	Horizontal	Pass
2996.300	-48.31	4.85	-13.0	-35.31	174.00	Horizontal	Horizontal	Pass
7417.500	-37.80	18.17	-13.0	-24.80	82.00	Horizontal	Horizontal	Pass
9255.400	-36.38	18.61	-13.0	-23.38	214.00	Horizontal	Horizontal	Pass

RSE-H&V LTE Band 5 BW10 CH20525



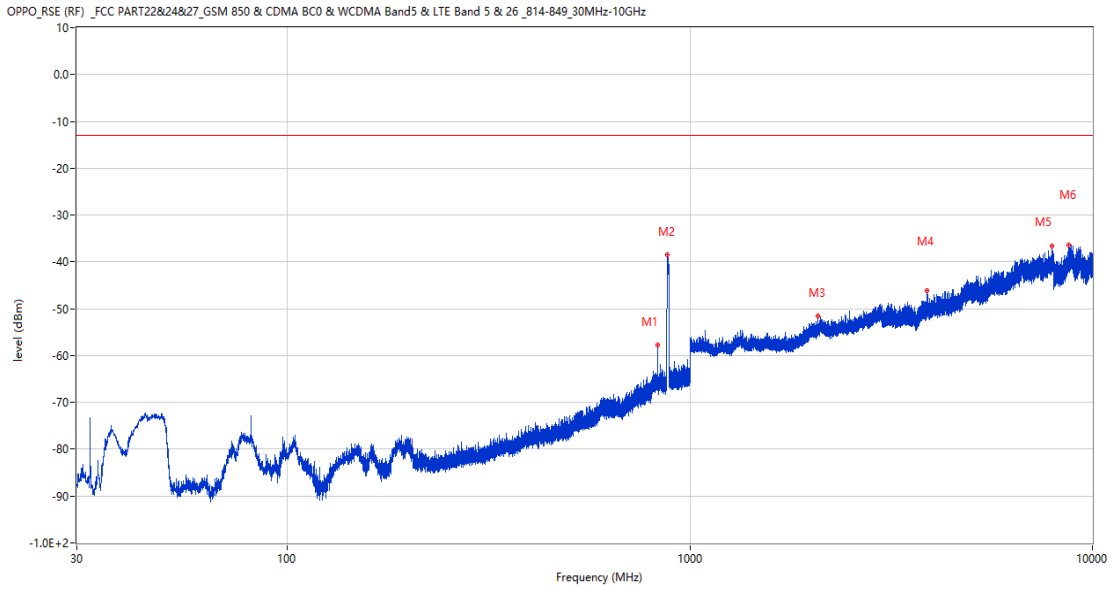
Frequency (MHz)	Result (dBm)	Factor (dB)	PK Limit (dBm)	Over Limit (dB)	Table (o)	ANT	EUT	Verdict
832.093	-56.97	7.05	-13.0	-43.97	150.00	Horizontal	Vertical	N/A
883.745	-43.34	6.98	-13.0	-30.34	298.00	Horizontal	Vertical	N/A
1665.000	-51.87	-3.86	-13.0	-38.87	184.00	Horizontal	Vertical	Pass
2497.100	-50.76	2.22	-13.0	-37.76	139.00	Horizontal	Vertical	Pass
4778.250	-43.89	12.54	-13.0	-30.89	49.00	Horizontal	Vertical	Pass
7851.500	-36.54	17.94	-13.0	-23.54	251.00	Horizontal	Vertical	Pass

RSE-V&V LTE Band 5 BW10 CH20525



Frequency (MHz)	Result (dBm)	Factor (dB)	PK Limit (dBm)	Over Limit (dB)	Table (o)	ANT	EUT	Verdict
832.142	-54.22	7.05	-13.0	-41.22	16.00	Vertical	Vertical	N/A
883.600	-42.01	6.97	-13.0	-29.01	321.00	Vertical	Vertical	N/A
1665.100	-54.70	-3.87	-13.0	-41.70	326.00	Vertical	Vertical	Pass
3142.000	-48.62	6.33	-13.0	-35.62	7.00	Vertical	Vertical	Pass
4982.500	-43.68	13.30	-13.0	-30.68	360.00	Vertical	Vertical	Pass
7911.750	-35.16	18.18	-13.0	-22.16	188.00	Vertical	Vertical	Pass

RSE-V&H LTE Band 5 BW10 CH20525

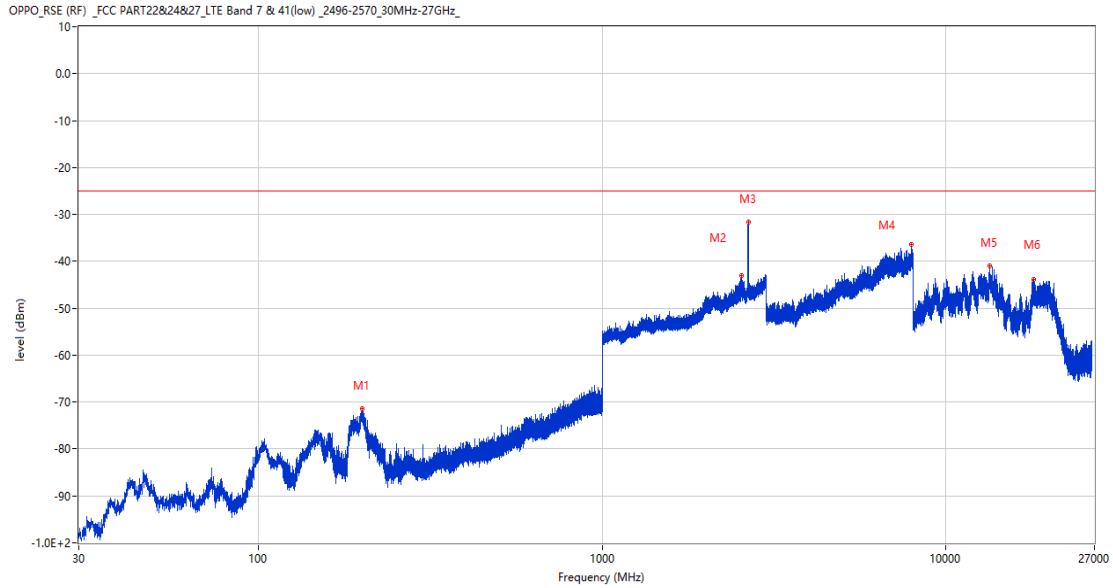


Frequency (MHz)	Result (dBm)	Factor (dB)	PK Limit (dBm)	Over Limit (dB)	Table (o)	ANT	EUT	Verdict
832.093	-57.69	7.05	-13.0	-44.69	326.00	Vertical	Horizontal	N/A
880.447	-38.57	6.69	-13.0	-25.57	46.00	Vertical	Horizontal	N/A
2083.700	-51.46	0.05	-13.0	-38.46	215.00	Vertical	Horizontal	Pass
3887.000	-46.06	9.66	-13.0	-33.06	351.00	Vertical	Horizontal	Pass
7923.250	-36.66	18.30	-13.0	-23.66	291.00	Vertical	Horizontal	Pass
8719.901	-36.36	19.19	-13.0	-23.36	230.00	Vertical	Horizontal	Pass

11 LTE Band 7

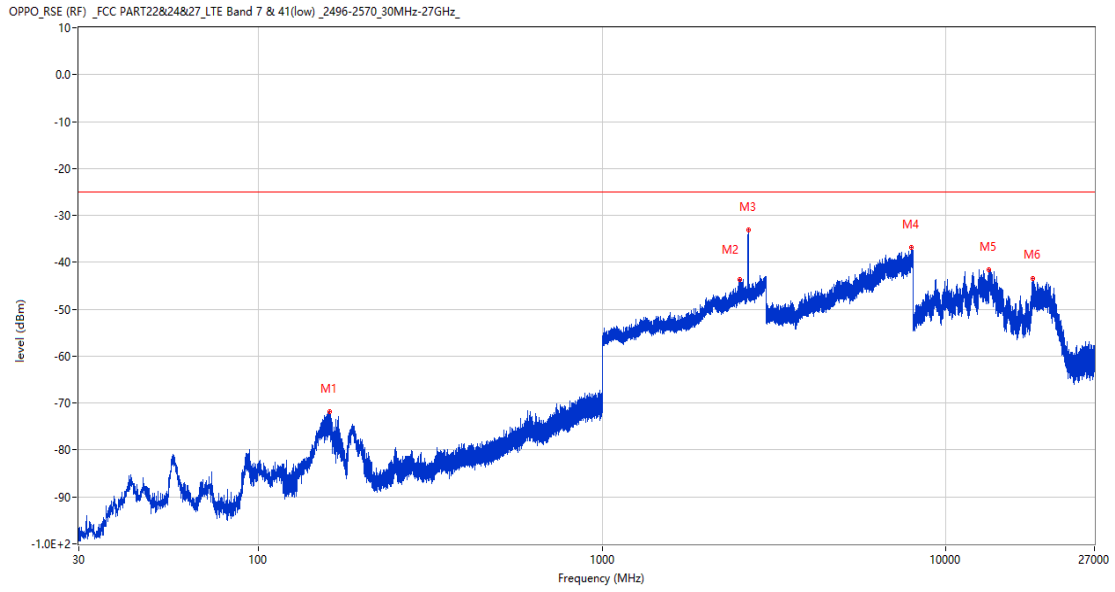
11.1 LTE Band 7 BW5, Middle Channel

RSE-H&H LTE Band 7 BW5 CH21100



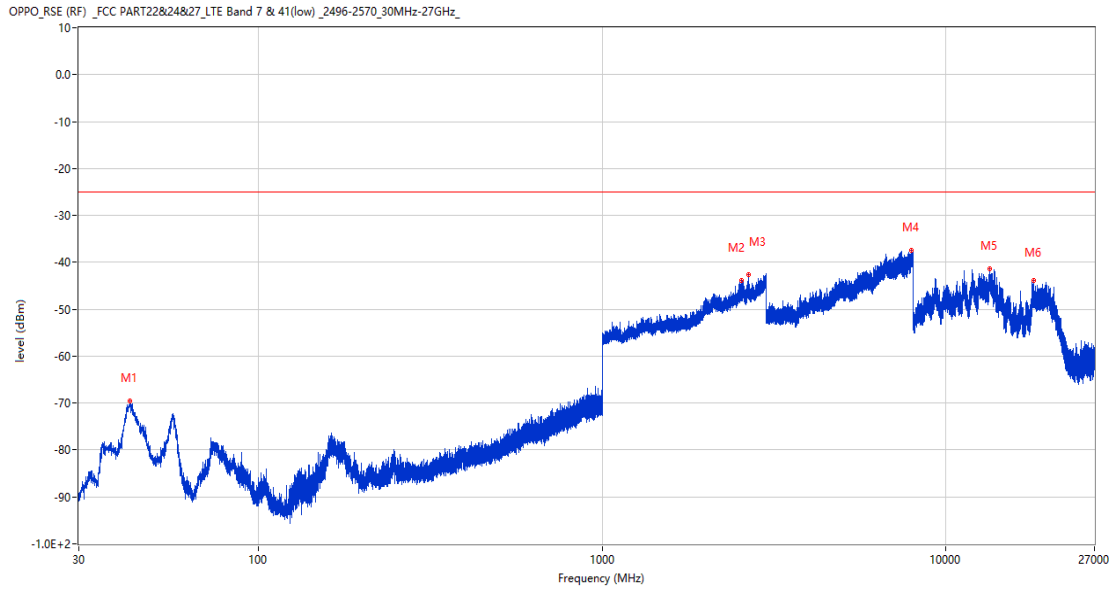
Frequency (MHz)	Result (dBm)	Factor (dB)	PK Limit (dBm)	Over Limit (dB)	Table (o)	ANT	EUT	Verdict
199.702	-71.45	-15.59	-25.0	-46.45	49.00	Horizontal	Horizontal	Pass
2533.900	-43.11	8.84	-25.0	-18.11	360.00	Horizontal	Horizontal	N/A
2656.300	-31.73	8.43	-25.0	-6.73	221.00	Horizontal	Horizontal	N/A
7946.000	-36.48	18.77	-25.0	-11.48	8.00	Horizontal	Horizontal	Pass
13387.612	-41.06	16.89	-25.0	-16.06	13.00	Horizontal	Horizontal	Pass
17964.562	-43.85	13.73	-25.0	-18.85	82.00	Horizontal	Horizontal	Pass

RSE-H&V LTE Band 7 BW5 CH21100



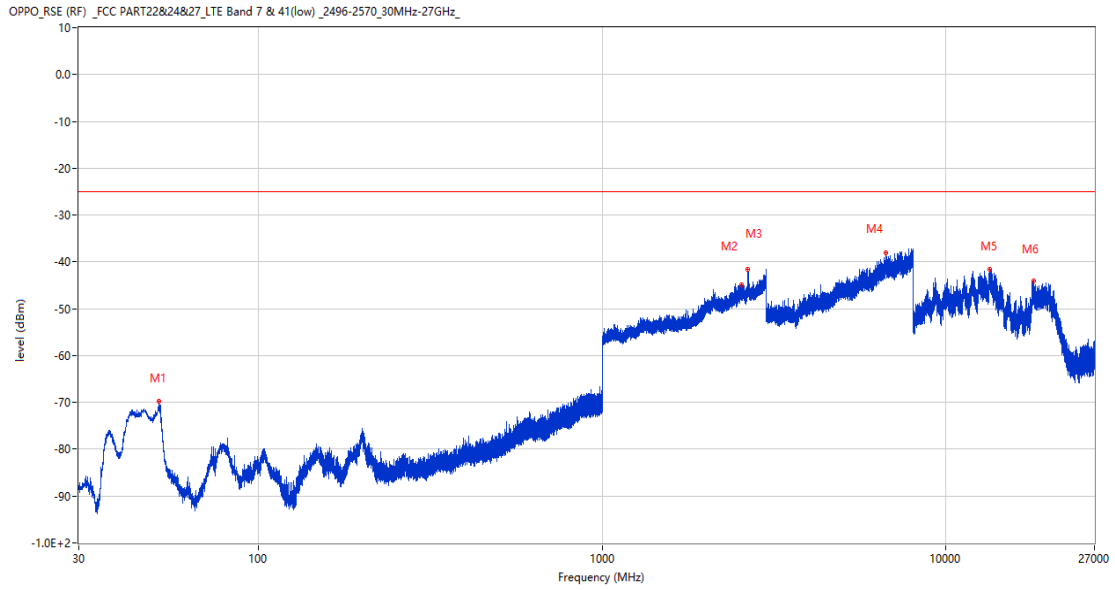
Frequency (MHz)	Result (dBm)	Factor (dB)	PK Limit (dBm)	Over Limit (dB)	Table (o)	ANT	EUT	Verdict
160.514	-71.78	-18.20	-25.0	-46.78	64.00	Horizontal	Vertical	Pass
2505.500	-43.66	8.92	-25.0	-18.66	100.00	Horizontal	Vertical	Pass
2656.000	-33.10	8.45	-25.0	-8.10	238.00	Horizontal	Vertical	N/A
7905.500	-36.82	17.93	-25.0	-11.82	23.00	Horizontal	Vertical	Pass
13340.625	-41.56	16.17	-25.0	-16.56	219.00	Horizontal	Vertical	Pass
17923.613	-43.38	13.46	-25.0	-18.38	107.00	Horizontal	Vertical	Pass

RSE-V&V LTE Band 7 BW5 CH21100



Frequency (MHz)	Result (dBm)	Factor (dB)	PK Limit (dBm)	Over Limit (dB)	Table (o)	ANT	EUT	Verdict
42.222	-69.54	-17.04	-25.0	-44.54	96.00	Vertical	Vertical	Pass
2544.000	-43.89	8.81	-25.0	-18.89	179.00	Vertical	Vertical	N/A
2657.400	-42.61	8.47	-25.0	-17.61	232.00	Vertical	Vertical	N/A
7918.500	-37.42	18.17	-25.0	-12.42	157.00	Vertical	Vertical	Pass
13389.450	-41.47	16.91	-25.0	-16.47	360.00	Vertical	Vertical	Pass
17938.313	-43.94	13.81	-25.0	-18.94	264.00	Vertical	Vertical	Pass

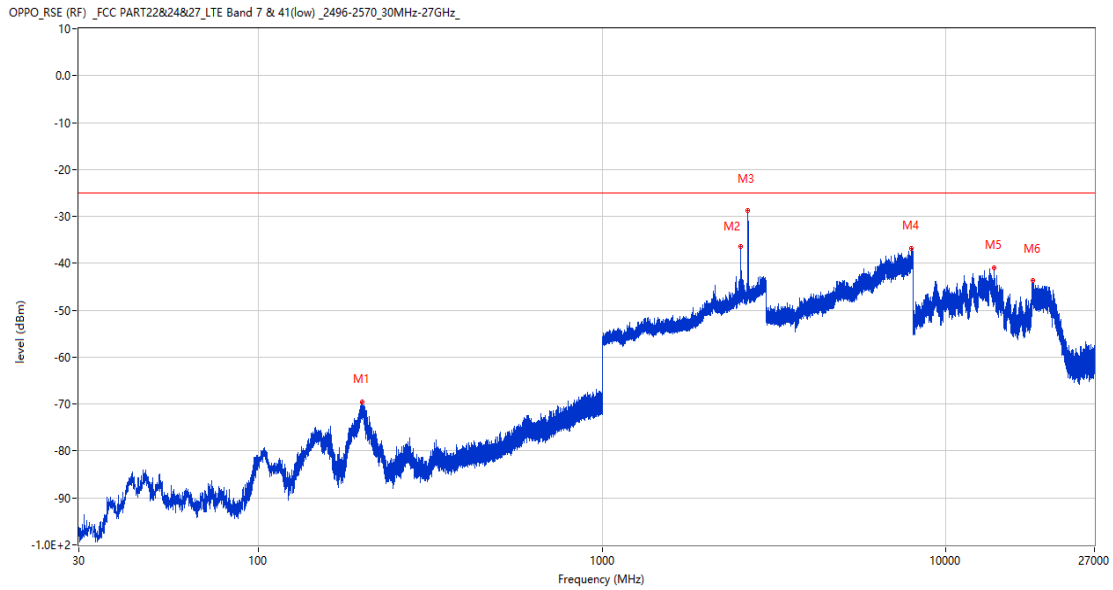
RSE-V&H LTE Band 7 BW5 CH21100



Frequency (MHz)	Result (dBm)	Factor (dB)	PK Limit (dBm)	Over Limit (dB)	Table (o)	ANT	EUT	Verdict
51.437	-69.69	-17.46	-25.0	-44.69	159.00	Vertical	Horizontal	Pass
2542.500	-44.95	8.81	-25.0	-19.95	219.00	Vertical	Horizontal	N/A
2654.300	-41.60	8.43	-25.0	-16.60	330.00	Vertical	Horizontal	N/A
6687.500	-38.05	17.05	-25.0	-13.05	81.00	Vertical	Horizontal	Pass
13369.238	-41.59	16.72	-25.0	-16.59	63.00	Vertical	Horizontal	Pass
17965.613	-44.01	13.70	-25.0	-19.01	63.00	Vertical	Horizontal	Pass

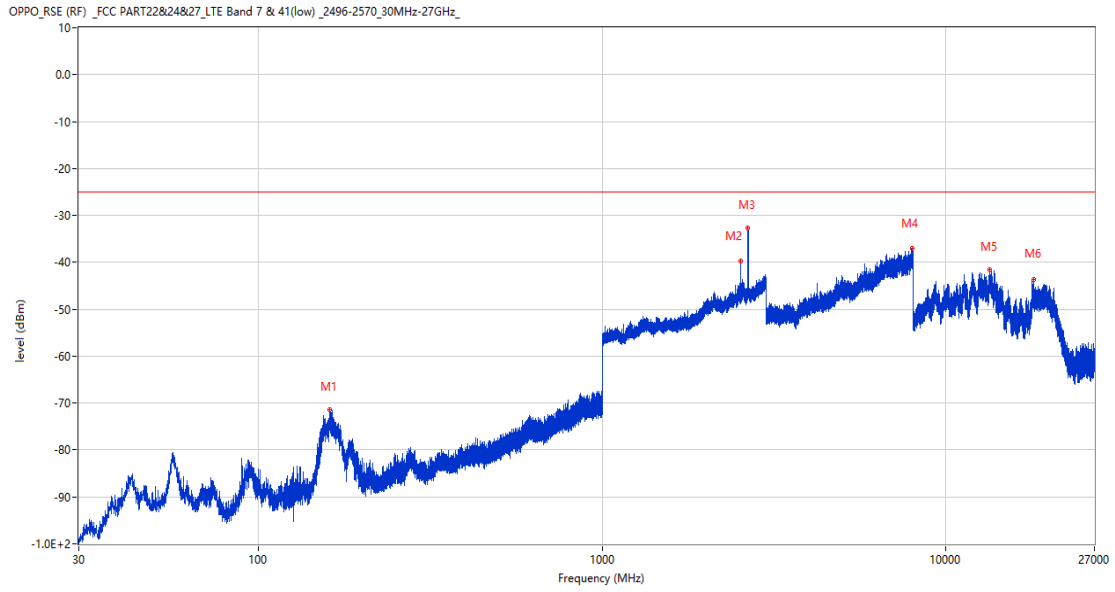
11.2 LTE Band 7 BW10, Middle Channel

RSE-H&H LTE Band 7 BW10 CH21100



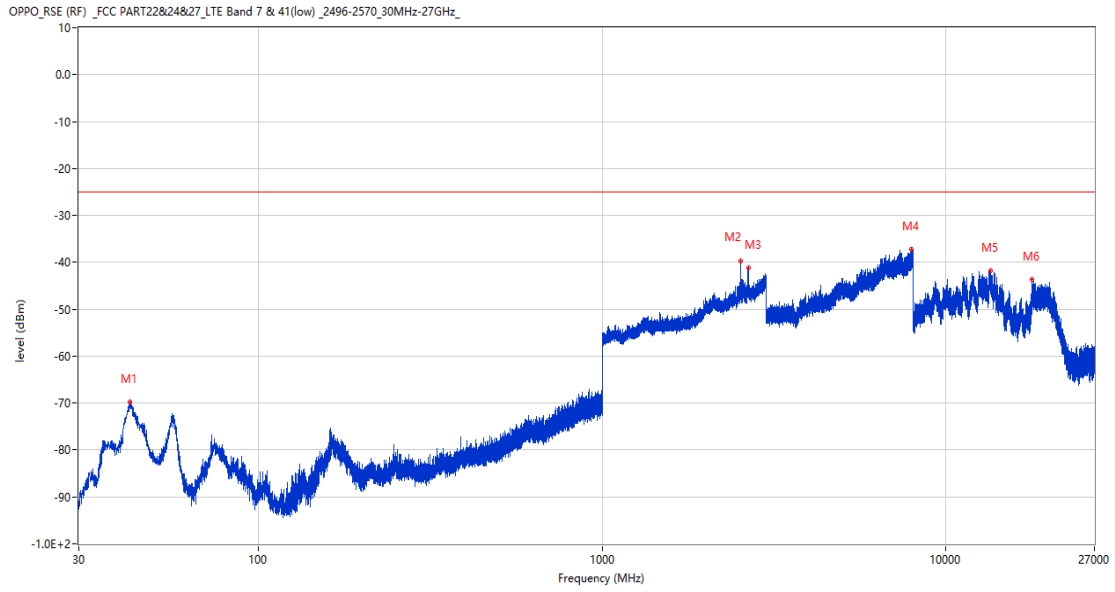
Frequency (MHz)	Result (dBm)	Factor (dB)	PK Limit (dBm)	Over Limit (dB)	Table (o)	ANT	EUT	Verdict
199.944	-69.63	-15.58	-25.0	-44.63	67.00	Horizontal	Horizontal	Pass
2531.600	-36.45	8.85	-25.0	-11.45	359.00	Horizontal	Horizontal	N/A
2654.000	-28.81	8.49	-25.0	-3.81	224.00	Horizontal	Horizontal	N/A
7928.000	-36.73	18.53	-25.0	-11.73	172.00	Horizontal	Horizontal	Pass
13799.474	-40.99	16.97	-25.0	-15.99	98.00	Horizontal	Horizontal	Pass
17828.850	-43.71	12.42	-25.0	-18.71	357.00	Horizontal	Horizontal	Pass

RSE-H&V LTE Band 7 BW10 CH21100



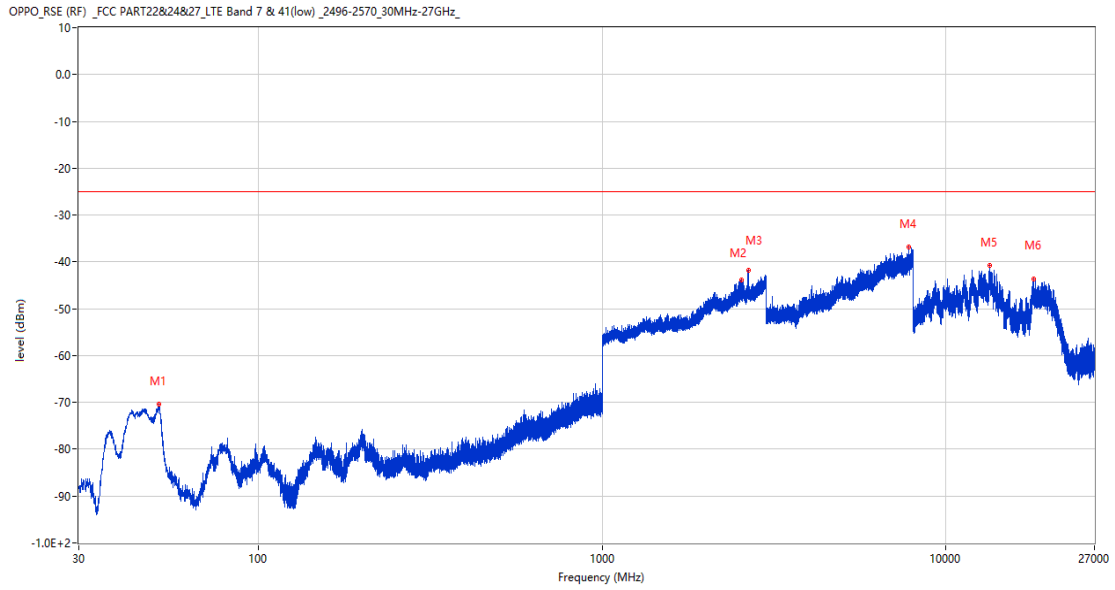
Frequency (MHz)	Result (dBm)	Factor (dB)	PK Limit (dBm)	Over Limit (dB)	Table (o)	ANT	EUT	Verdict
160.562	-71.46	-18.20	-25.0	-46.46	78.00	Horizontal	Vertical	Pass
2531.500	-39.73	8.85	-25.0	-14.73	160.00	Horizontal	Vertical	N/A
2653.400	-32.66	8.54	-25.0	-7.66	166.00	Horizontal	Vertical	N/A
7970.000	-37.00	18.08	-25.0	-12.00	338.00	Horizontal	Vertical	Pass
13363.200	-41.67	16.66	-25.0	-16.67	240.00	Horizontal	Vertical	Pass
17934.901	-43.61	13.73	-25.0	-18.61	61.00	Horizontal	Vertical	Pass

RSE-V&V LTE Band 7 BW10 CH21100



Frequency (MHz)	Result (dBm)	Factor (dB)	PK Limit (dBm)	Over Limit (dB)	Table (o)	ANT	EUT	Verdict
42.270	-69.69	-17.01	-25.0	-44.69	85.00	Vertical	Vertical	Pass
2531.400	-39.63	8.85	-25.0	-14.63	84.00	Vertical	Vertical	N/A
2654.700	-41.17	8.39	-25.0	-16.17	240.00	Vertical	Vertical	N/A
7922.000	-37.14	18.28	-25.0	-12.14	226.00	Vertical	Vertical	Pass
13464.263	-41.81	15.76	-25.0	-16.81	360.00	Vertical	Vertical	Pass
17803.911	-43.75	13.09	-25.0	-18.75	127.00	Vertical	Vertical	Pass

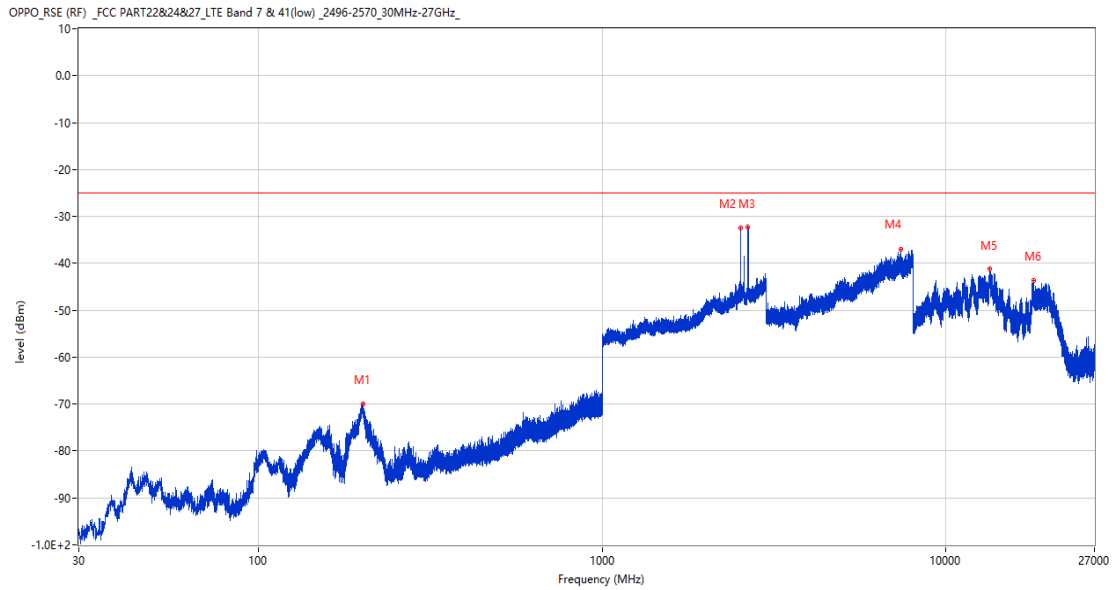
RSE-V&H LTE Band 7 BW10 CH21100



Frequency (MHz)	Result (dBm)	Factor (dB)	PK Limit (dBm)	Over Limit (dB)	Table (o)	ANT	EUT	Verdict
51.291	-70.46	-17.45	-25.0	-45.46	180.00	Vertical	Horizontal	Pass
2543.600	-43.79	8.81	-25.0	-18.79	185.00	Vertical	Horizontal	N/A
2655.200	-41.83	8.46	-25.0	-16.83	334.00	Vertical	Horizontal	N/A
7791.000	-36.82	18.31	-25.0	-11.82	205.00	Vertical	Horizontal	Pass
13407.563	-40.70	16.84	-25.0	-15.70	184.00	Vertical	Horizontal	Pass
17954.849	-43.66	13.97	-25.0	-18.66	13.00	Vertical	Horizontal	Pass

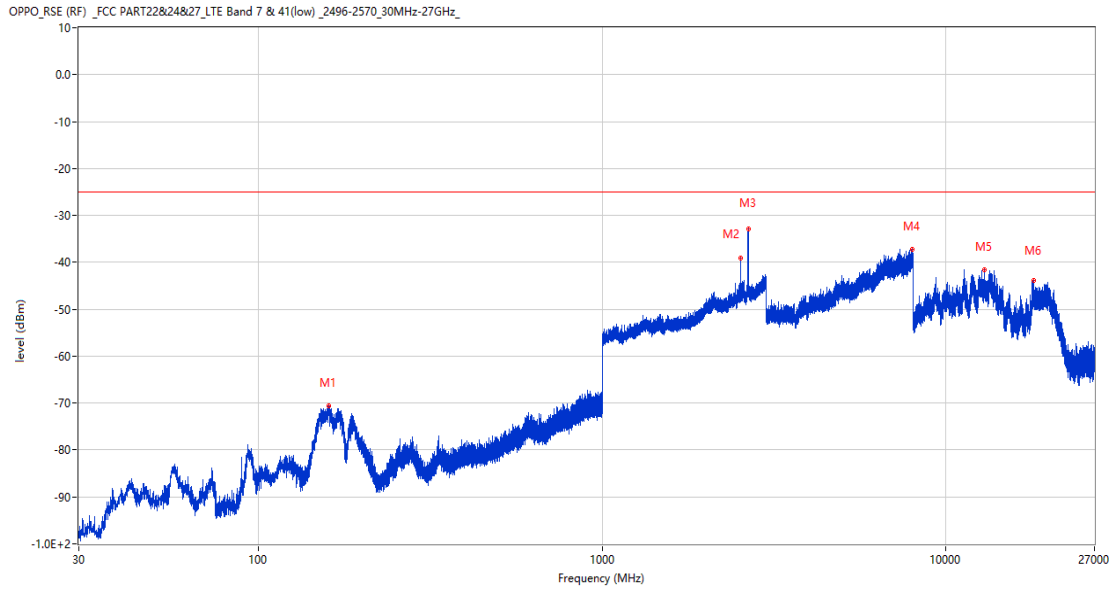
11.3 LTE Band 7 BW15, Middle Channel

RSE-H&H LTE Band 7 BW15 CH21100



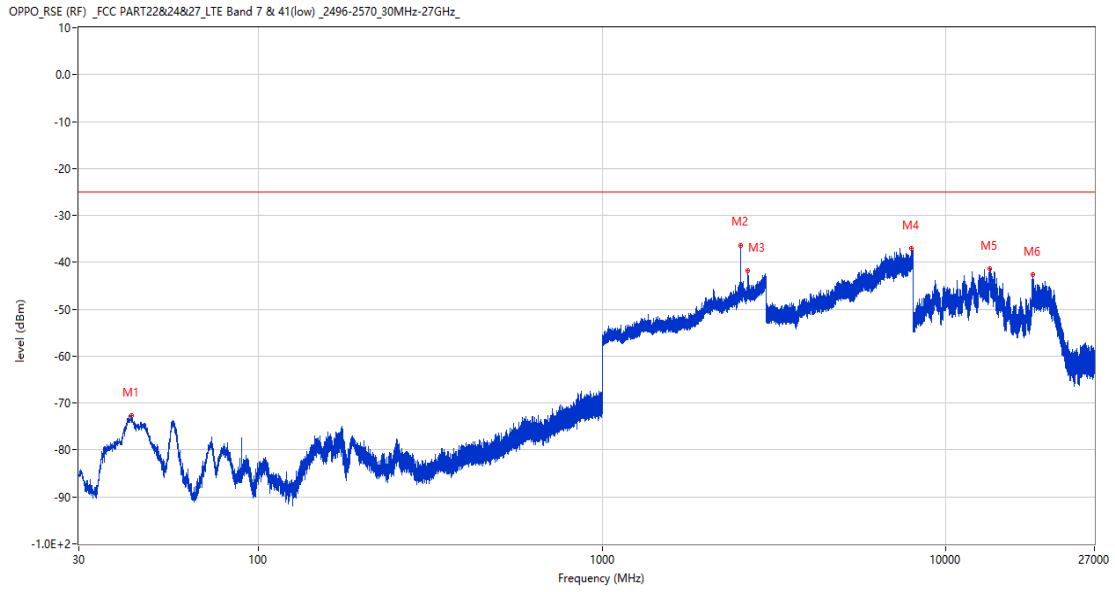
Frequency (MHz)	Result (dBm)	Factor (dB)	PK Limit (dBm)	Over Limit (dB)	Table (o)	ANT	EUT	Verdict
201.156	-69.88	-15.61	-25.0	-44.88	239.00	Horizontal	Horizontal	Pass
2529.200	-32.51	8.85	-25.0	-7.51	360.00	Horizontal	Horizontal	N/A
2649.600	-32.25	8.80	-25.0	-7.25	230.00	Horizontal	Horizontal	N/A
7397.250	-37.06	17.74	-25.0	-12.06	252.00	Horizontal	Horizontal	Pass
13368.713	-41.15	16.72	-25.0	-16.15	82.00	Horizontal	Horizontal	Pass
17935.426	-43.66	13.74	-25.0	-18.66	330.00	Horizontal	Horizontal	Pass

RSE-H&V LTE Band 7 BW15 CH21100



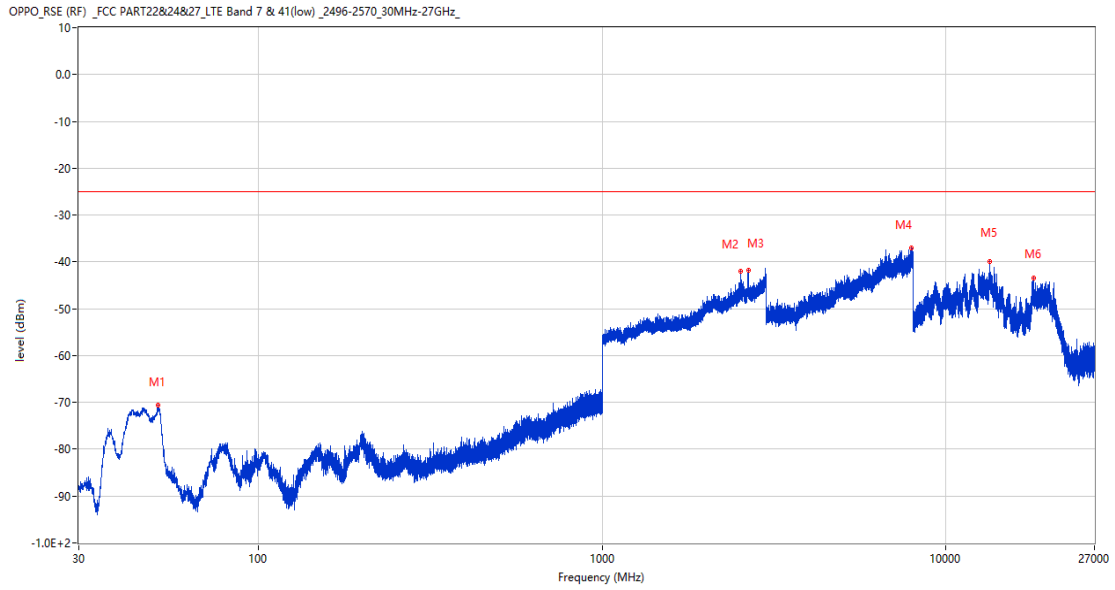
Frequency (MHz)	Result (dBm)	Factor (dB)	PK Limit (dBm)	Over Limit (dB)	Table (o)	ANT	EUT	Verdict
160.077	-70.63	-18.21	-25.0	-45.63	64.00	Horizontal	Vertical	Pass
2529.300	-39.18	8.85	-25.0	-14.18	158.00	Horizontal	Vertical	N/A
2658.400	-32.90	8.50	-25.0	-7.90	232.00	Horizontal	Vertical	N/A
7986.250	-37.33	18.24	-25.0	-12.33	331.00	Horizontal	Vertical	Pass
12888.337	-41.60	15.23	-25.0	-16.60	284.00	Horizontal	Vertical	Pass
17936.212	-43.95	13.76	-25.0	-18.95	84.00	Horizontal	Vertical	Pass

RSE-V&V LTE Band 7 BW15 CH21100



Frequency (MHz)	Result (dBm)	Factor (dB)	PK Limit (dBm)	Over Limit (dB)	Table (o)	ANT	EUT	Verdict
42.707	-72.70	-16.71	-25.0	-47.70	50.00	Vertical	Vertical	Pass
2529.400	-36.44	8.85	-25.0	-11.44	90.00	Vertical	Vertical	N/A
2651.400	-41.78	8.70	-25.0	-16.78	234.00	Vertical	Vertical	N/A
7900.500	-37.05	17.77	-25.0	-12.05	261.00	Vertical	Vertical	Pass
13377.901	-41.42	16.80	-25.0	-16.42	61.00	Vertical	Vertical	Pass
17908.912	-42.57	13.10	-25.0	-17.57	360.00	Vertical	Vertical	Pass

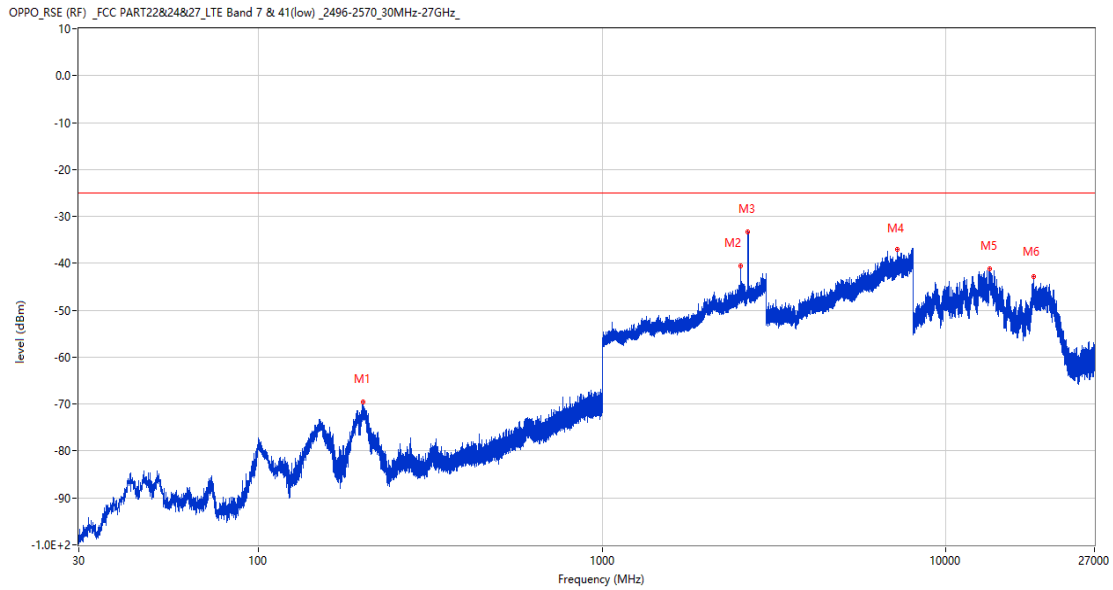
RSE-V&H LTE Band 7 BW15 CH21100



Frequency (MHz)	Result (dBm)	Factor (dB)	PK Limit (dBm)	Over Limit (dB)	Table (o)	ANT	EUT	Verdict
51.049	-70.66	-17.44	-25.0	-45.66	168.00	Vertical	Horizontal	Pass
2529.500	-41.92	8.85	-25.0	-16.92	88.00	Vertical	Horizontal	N/A
2658.100	-41.71	8.47	-25.0	-16.71	331.00	Vertical	Horizontal	N/A
7903.250	-37.02	17.91	-25.0	-12.02	37.00	Vertical	Horizontal	Pass
13402.050	-39.92	16.96	-25.0	-14.92	338.00	Vertical	Horizontal	Pass
17959.051	-43.51	13.87	-25.0	-18.51	218.00	Vertical	Horizontal	Pass

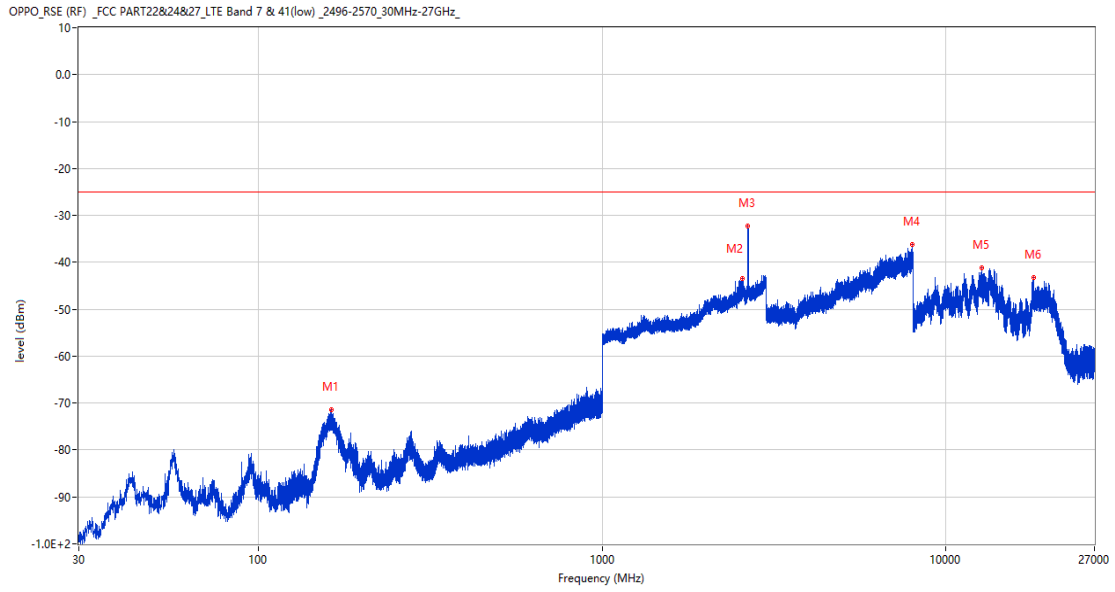
11.4 LTE Band 7 BW20, Middle Channel

RSE-H&H LTE Band 7 BW20 CH21100



Frequency (MHz)	Result (dBm)	Factor (dB)	PK Limit (dBm)	Over Limit (dB)	Table (o)	ANT	EUT	Verdict
201.932	-69.61	-15.62	-25.0	-44.61	238.00	Horizontal	Horizontal	Pass
2527.000	-40.61	8.86	-25.0	-15.61	10.00	Horizontal	Horizontal	N/A
2650.500	-33.28	8.68	-25.0	-8.28	229.00	Horizontal	Horizontal	N/A
7209.750	-36.92	16.43	-25.0	-11.92	124.00	Horizontal	Horizontal	Pass
13410.187	-41.07	16.79	-25.0	-16.07	137.00	Horizontal	Horizontal	Pass
17965.613	-42.80	13.70	-25.0	-17.80	277.00	Horizontal	Horizontal	Pass

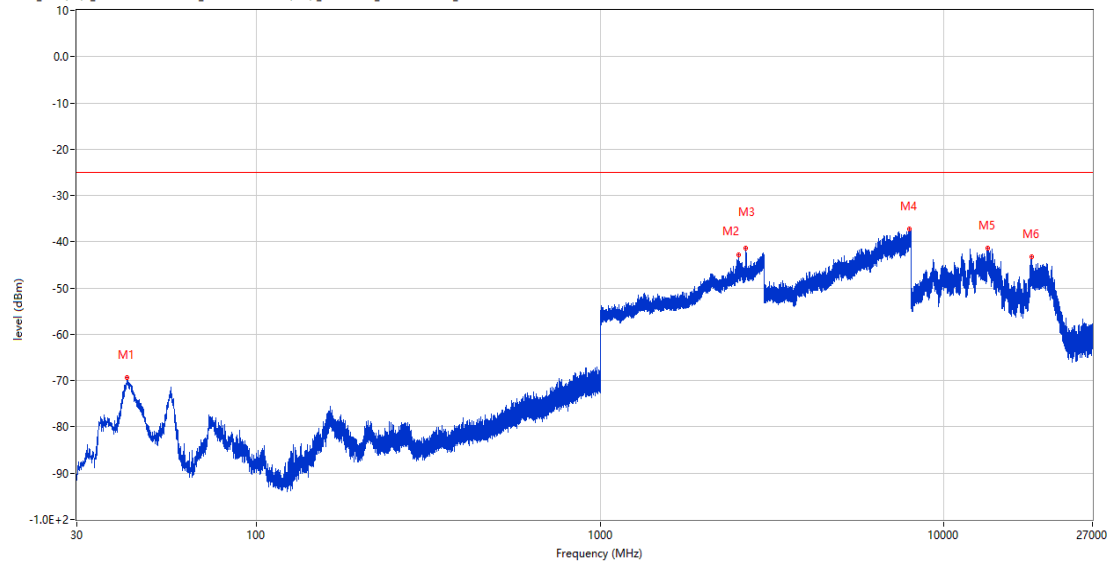
RSE-H&V LTE Band 7 BW20 CH21100



Frequency (MHz)	Result (dBm)	Factor (dB)	PK Limit (dBm)	Over Limit (dB)	Table (o)	ANT	EUT	Verdict
162.502	-71.44	-18.15	-25.0	-46.44	64.00	Horizontal	Vertical	Pass
2560.000	-43.53	8.87	-25.0	-18.53	334.00	Horizontal	Vertical	N/A
2650.800	-32.36	8.69	-25.0	-7.36	235.00	Horizontal	Vertical	N/A
7981.250	-36.23	18.13	-25.0	-11.23	151.00	Horizontal	Vertical	Pass
12710.100	-41.21	14.77	-25.0	-16.21	29.00	Horizontal	Vertical	Pass
17952.225	-43.28	14.03	-25.0	-18.28	19.00	Horizontal	Vertical	Pass

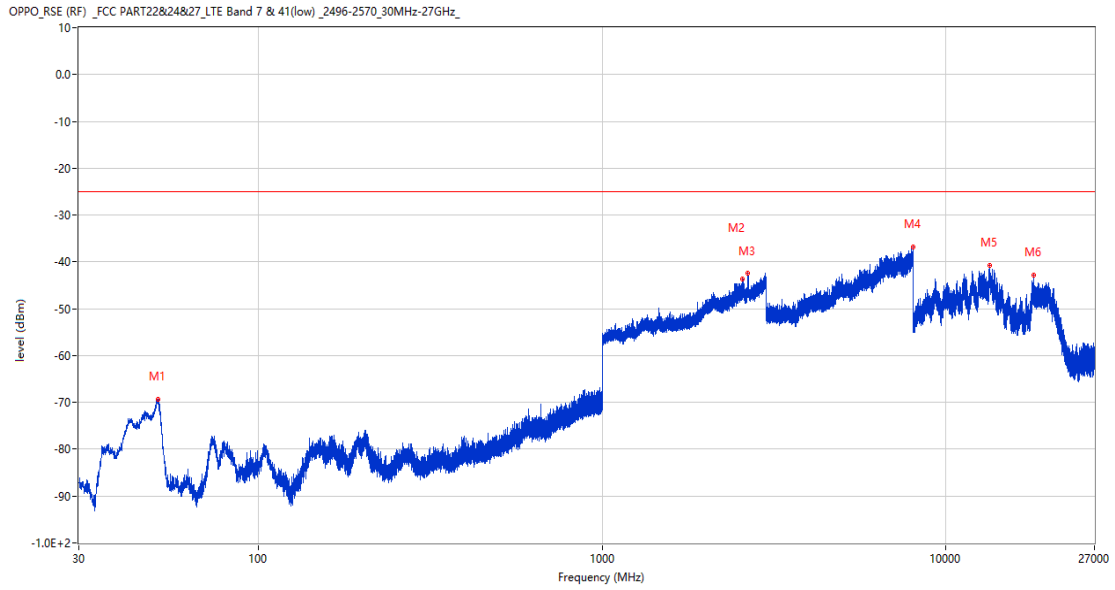
RSE-V&V LTE Band 7 BW20 CH21100

OPPO_RSE (RF) _FCC PART22&24&27_LTE Band 7 & 41(low) _2496-2570_30MHz-27GHz_



Frequency (MHz)	Result (dBm)	Factor (dB)	PK Limit (dBm)	Over Limit (dB)	Table (o)	ANT	EUT	Verdict
42.077	-69.42	-17.13	-25.0	-44.42	1.00	Vertical	Vertical	Pass
2527.000	-42.88	8.86	-25.0	-17.88	106.00	Vertical	Vertical	N/A
2653.600	-41.35	8.53	-25.0	-16.35	229.00	Vertical	Vertical	N/A
7923.000	-37.17	18.29	-25.0	-12.17	291.00	Vertical	Vertical	Pass
13405.200	-41.39	16.90	-25.0	-16.39	150.00	Vertical	Vertical	Pass
17929.386	-43.18	13.60	-25.0	-18.18	360.00	Vertical	Vertical	Pass

RSE-V&H LTE Band 7 BW20 CH21100

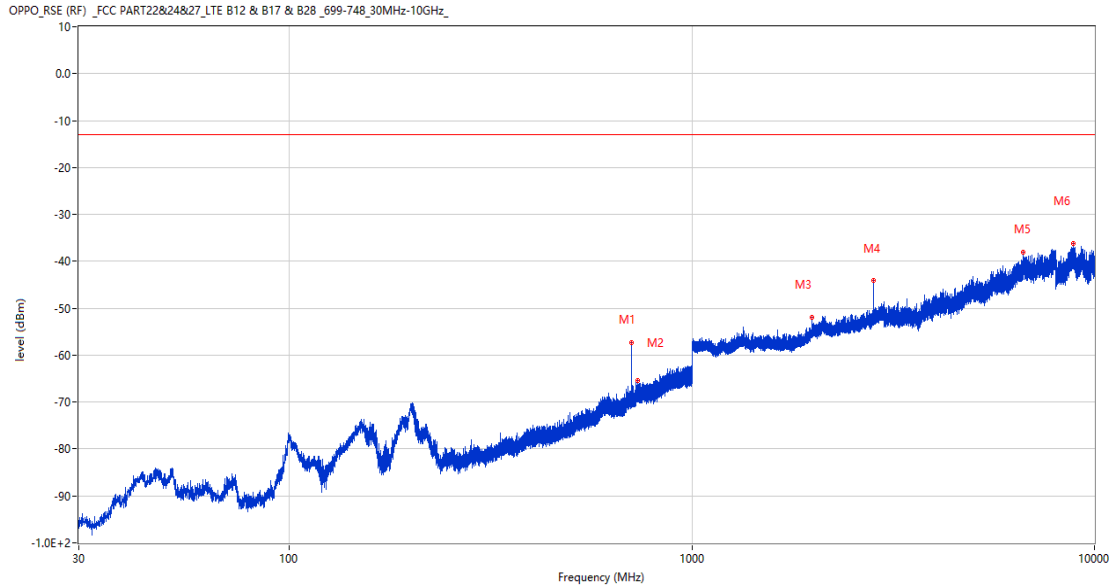


Frequency (MHz)	Result (dBm)	Factor (dB)	PK Limit (dBm)	Over Limit (dB)	Table (o)	ANT	EUT	Verdict
50.904	-69.28	-17.39	-25.0	-44.28	124.00	Vertical	Horizontal	Pass
2559.300	-43.58	8.86	-25.0	-18.58	21.00	Vertical	Horizontal	N/A
2650.900	-42.42	8.69	-25.0	-17.42	0.00	Vertical	Horizontal	N/A
7996.750	-36.86	18.82	-25.0	-11.86	73.00	Vertical	Horizontal	Pass
13378.162	-40.79	16.80	-25.0	-15.79	176.00	Vertical	Horizontal	Pass
17925.188	-42.75	13.49	-25.0	-17.75	160.00	Vertical	Horizontal	Pass

12 LTE Band 12

12.1 LTE Band 12 BW1.4, Middle Channel

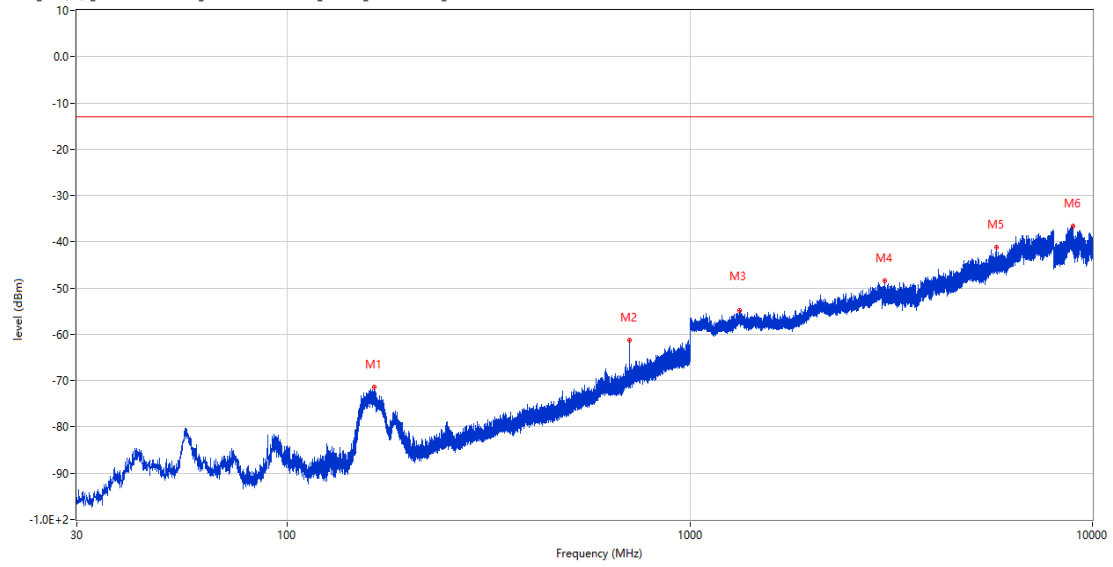
RSE-H&H LTE Band 12 BW1.4 CH23095



Frequency (MHz)	Result (dBm)	Factor (dB)	PK Limit (dBm)	Over Limit (dB)	Table (o)	ANT	EUT	Verdict
707.060	-58.15	3.37	-13.0	-45.15	276.00	Horizontal	Horizontal	N/A
734.559	-65.50	4.23	-13.0	-52.50	303.00	Horizontal	Horizontal	N/A
1990.700	-51.90	-0.85	-13.0	-38.90	139.00	Horizontal	Horizontal	Pass
2829.300	-44.16	3.18	-13.0	-31.16	218.00	Horizontal	Horizontal	Pass
6663.500	-38.16	16.38	-13.0	-25.16	206.00	Horizontal	Horizontal	Pass
8851.299	-36.11	20.34	-13.0	-23.11	262.00	Horizontal	Horizontal	Pass

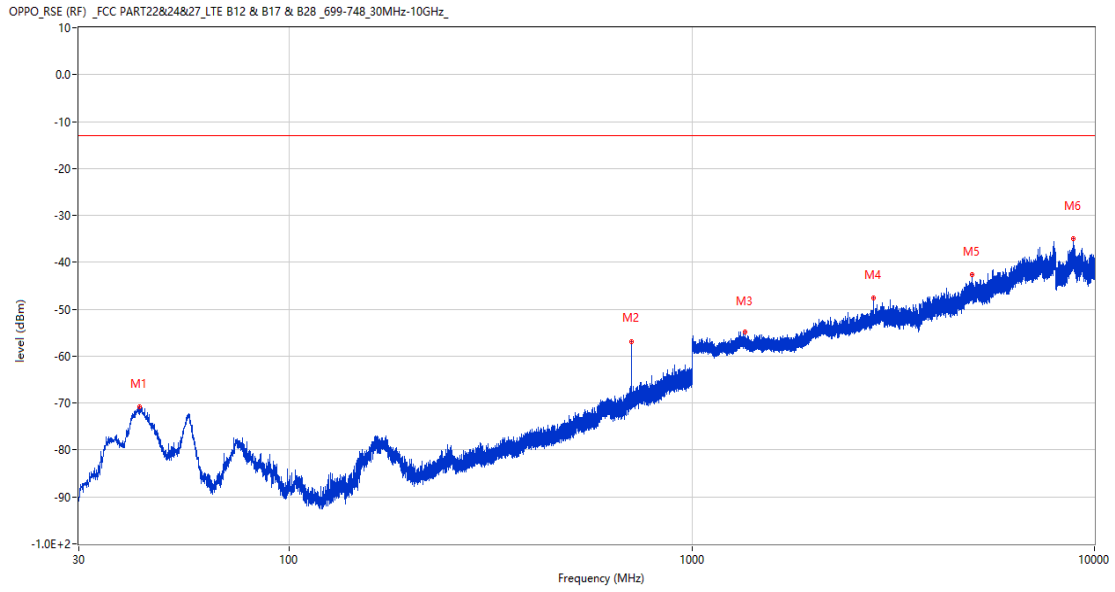
RSE-H&V LTE Band 12 BW1.4 CH23095

OPPO_RSE (RF) _FCC PART22&24&27_LTE B12 & B17 & B28 _699-748_30MHz-10GHz_



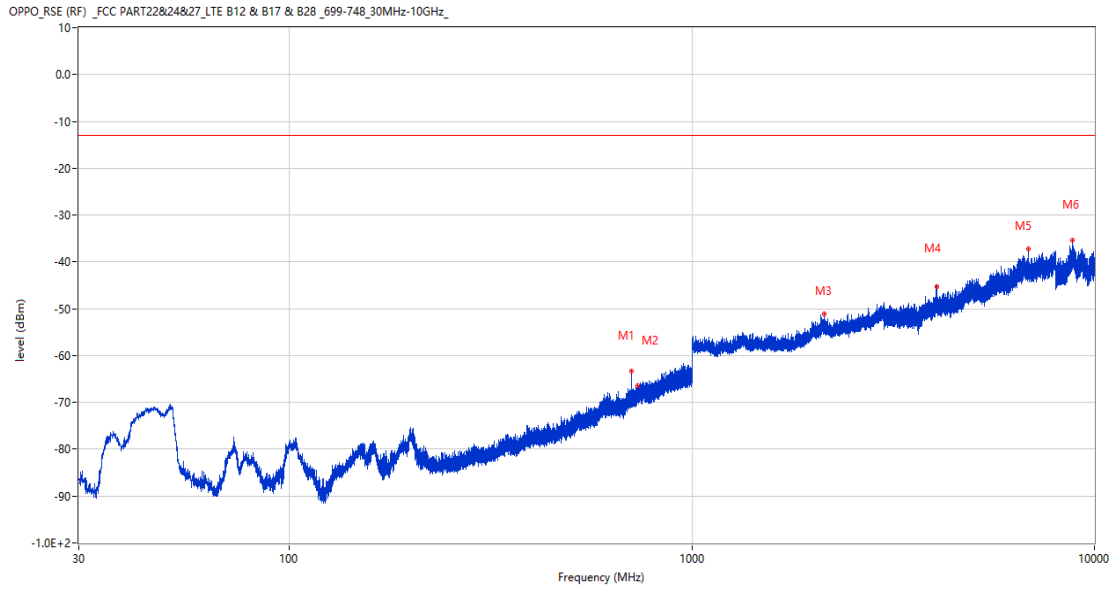
Frequency (MHz)	Result (dBm)	Factor (dB)	PK Limit (dBm)	Over Limit (dB)	Table (o)	ANT	EUT	Verdict
164.248	-71.37	-16.42	-13.0	-58.37	77.00	Horizontal	Vertical	Pass
707.011	-61.30	3.36	-13.0	-48.30	81.00	Horizontal	Vertical	N/A
1328.100	-54.80	-2.43	-13.0	-41.80	64.00	Horizontal	Vertical	Pass
3044.750	-48.45	7.01	-13.0	-35.45	122.00	Horizontal	Vertical	Pass
5777.000	-41.22	14.34	-13.0	-28.22	274.00	Horizontal	Vertical	Pass
8936.401	-36.68	19.52	-13.0	-23.68	76.00	Horizontal	Vertical	Pass

RSE-V&V LTE Band 12 BW1.4 CH23095



Frequency (MHz)	Result (dBm)	Factor (dB)	PK Limit (dBm)	Over Limit (dB)	Table (o)	ANT	EUT	Verdict
42.465	-70.74	-16.15	-13.0	-57.74	79.00	Vertical	Vertical	Pass
707.060	-56.83	3.37	-13.0	-43.83	65.00	Vertical	Vertical	N/A
1356.500	-54.83	-3.05	-13.0	-41.83	360.00	Vertical	Vertical	Pass
2829.400	-47.53	3.18	-13.0	-34.53	228.00	Vertical	Vertical	Pass
4967.750	-42.56	13.46	-13.0	-29.56	213.00	Vertical	Vertical	Pass
8867.900	-35.02	20.14	-13.0	-22.02	83.00	Vertical	Vertical	Pass

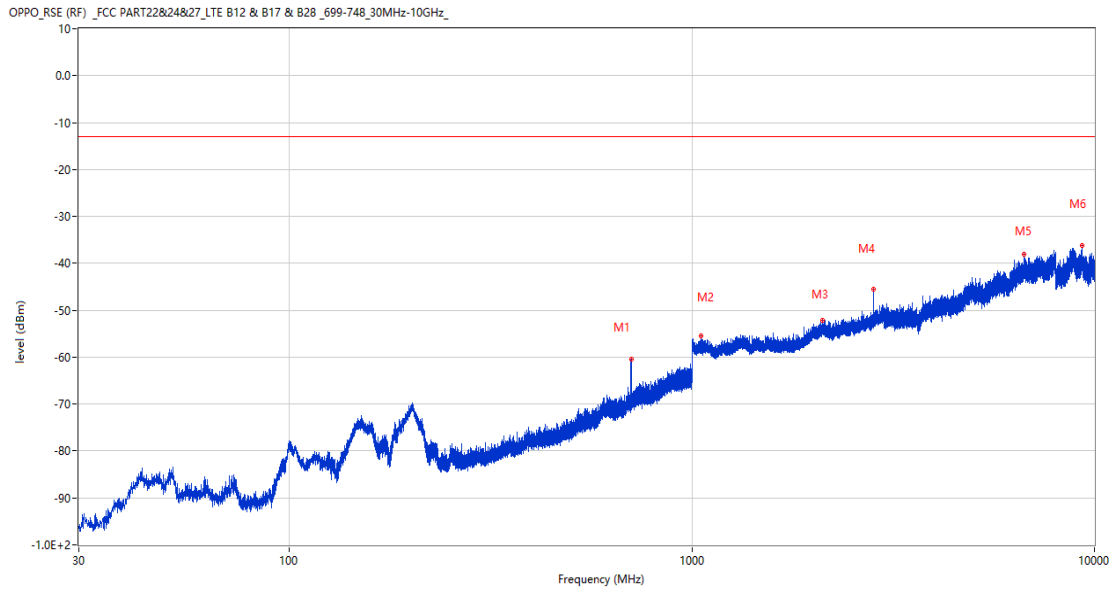
RSE-V&H LTE Band 12 BW1.4 CH23095



Frequency (MHz)	Result (dBm)	Factor (dB)	PK Limit (dBm)	Over Limit (dB)	Table (o)	ANT	EUT	Verdict
707.060	-63.32	3.37	-13.0	-50.32	140.00	Vertical	Horizontal	N/A
735.142	-66.48	4.26	-13.0	-53.48	256.00	Vertical	Horizontal	N/A
2136.500	-51.17	-0.23	-13.0	-38.17	187.00	Vertical	Horizontal	Pass
4056.250	-45.34	11.01	-13.0	-32.34	94.00	Vertical	Horizontal	Pass
6861.750	-37.26	16.46	-13.0	-24.26	205.00	Vertical	Horizontal	Pass
8827.099	-35.32	19.98	-13.0	-22.32	111.00	Vertical	Horizontal	Pass

12.2 LTE Band 12 BW3, Middle Channel

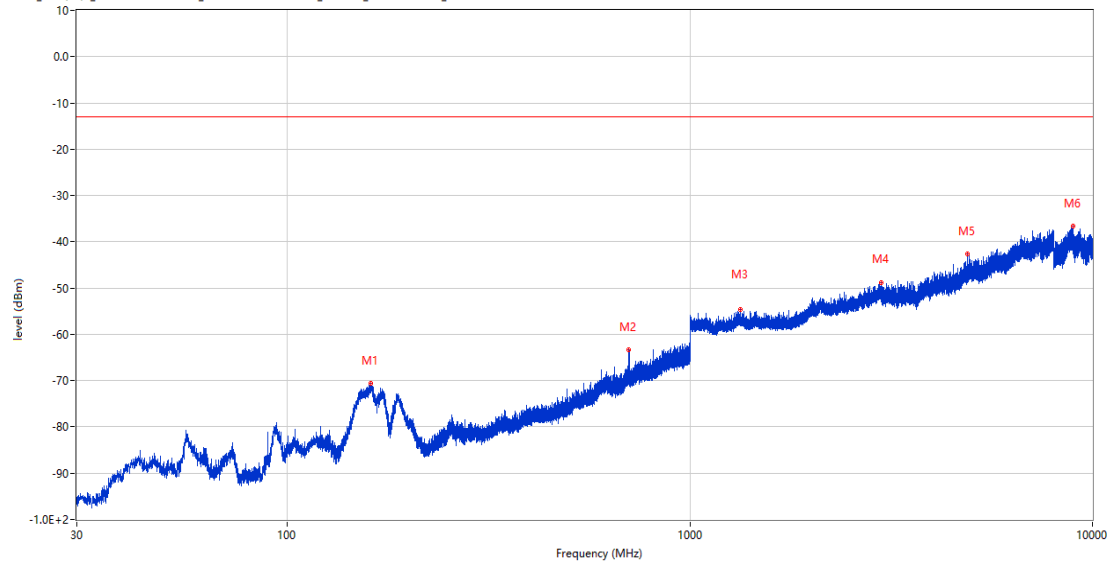
RSE-H&H LTE Band 12 BW3 CH23095



Frequency (MHz)	Result (dBm)	Factor (dB)	PK Limit (dBm)	Over Limit (dB)	Table (o)	ANT	EUT	Verdict
706.284	-60.35	3.35	-13.0	-47.35	290.00	Horizontal	Horizontal	N/A
1054.100	-55.50	-3.24	-13.0	-42.50	245.00	Horizontal	Horizontal	Pass
2115.100	-52.12	0.05	-13.0	-39.12	242.00	Horizontal	Horizontal	Pass
2825.800	-45.50	3.31	-13.0	-32.50	209.00	Horizontal	Horizontal	Pass
6673.000	-38.08	16.66	-13.0	-25.08	250.00	Horizontal	Horizontal	Pass
9328.000	-36.16	19.42	-13.0	-23.16	30.00	Horizontal	Horizontal	Pass

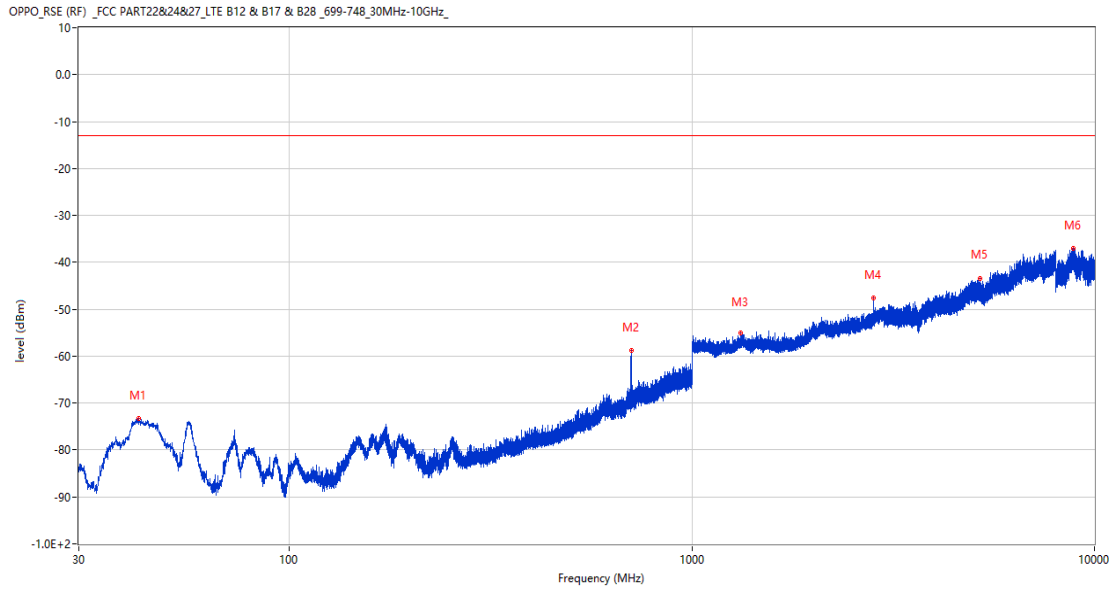
RSE-H&V LTE Band 12 BW3 CH23095

OPPO_RSE (RF) _FCC PART22&24&27_LTE B12 & B17 & B28 _699-748_30MHz-10GHz_



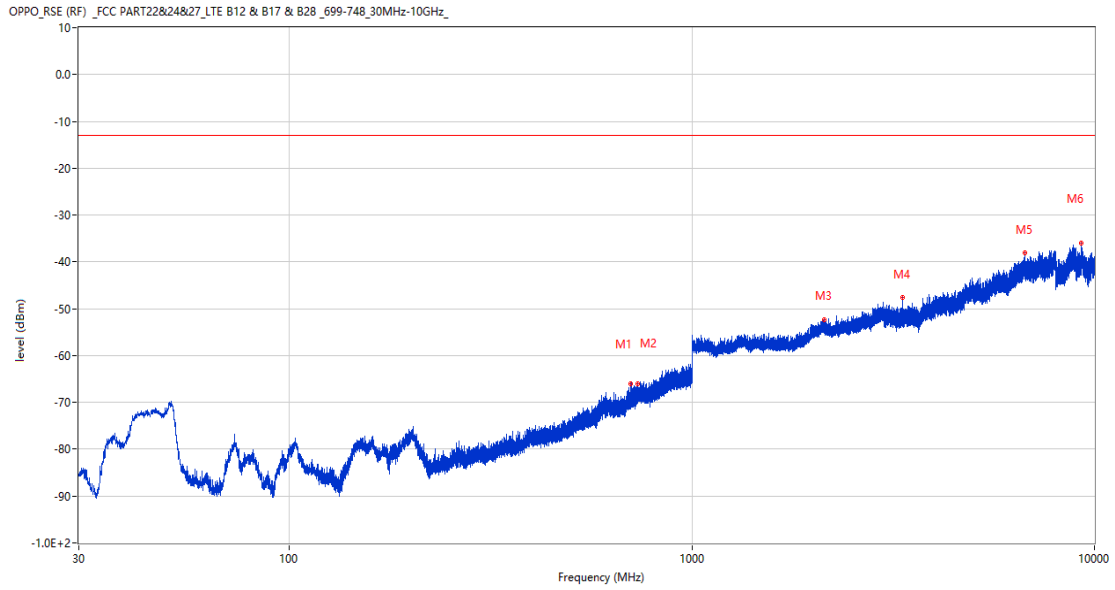
Frequency (MHz)	Result (dBm)	Factor (dB)	PK Limit (dBm)	Over Limit (dB)	Table (o)	ANT	EUT	Verdict
161.096	-70.68	-16.55	-13.0	-57.68	69.00	Horizontal	Vertical	Pass
706.235	-63.38	3.35	-13.0	-50.38	230.00	Horizontal	Vertical	N/A
1333.100	-54.69	-2.39	-13.0	-41.69	141.00	Horizontal	Vertical	Pass
2984.500	-48.78	4.85	-13.0	-35.78	120.00	Horizontal	Vertical	Pass
4885.250	-42.62	12.54	-13.0	-29.62	360.00	Horizontal	Vertical	Pass
8937.400	-36.63	19.51	-13.0	-23.63	185.00	Horizontal	Vertical	Pass

RSE-V&V LTE Band 12 BW3 CH23095



Frequency (MHz)	Result (dBm)	Factor (dB)	PK Limit (dBm)	Over Limit (dB)	Table (o)	ANT	EUT	Verdict
42.222	-73.27	-16.35	-13.0	-60.27	23.00	Vertical	Vertical	Pass
706.333	-58.87	3.35	-13.0	-45.87	75.00	Vertical	Vertical	N/A
1320.600	-55.07	-2.73	-13.0	-42.07	243.00	Vertical	Vertical	Pass
2825.500	-47.50	3.32	-13.0	-34.50	263.00	Vertical	Vertical	Pass
5209.250	-43.49	12.31	-13.0	-30.49	168.00	Vertical	Vertical	Pass
8849.401	-36.97	20.35	-13.0	-23.97	30.00	Vertical	Vertical	Pass

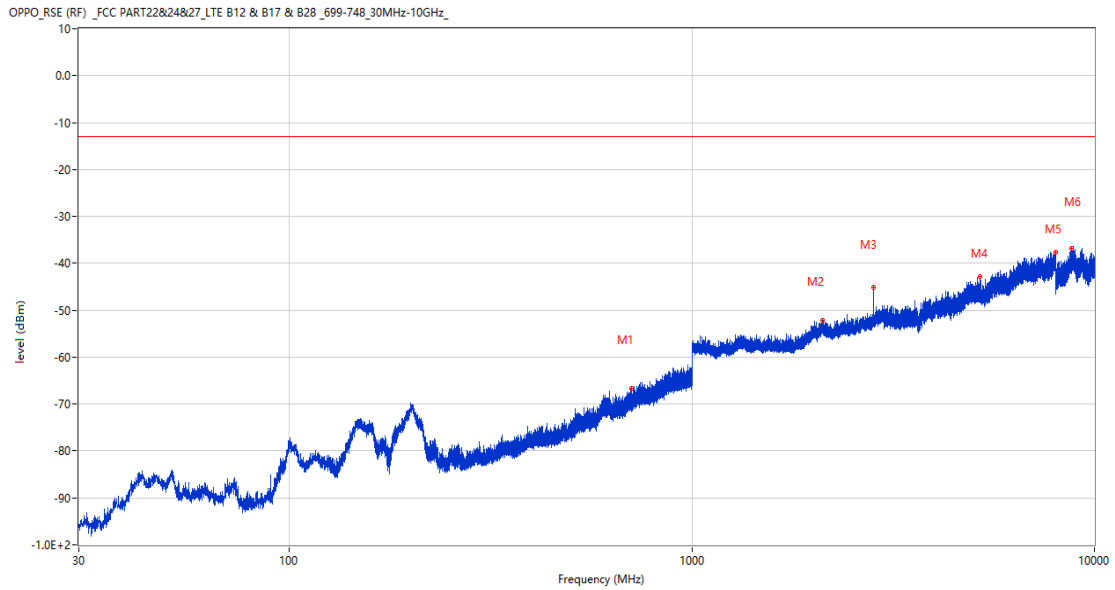
RSE-V&H LTE Band 12 BW3 CH23095



Frequency (MHz)	Result (dBm)	Factor (dB)	PK Limit (dBm)	Over Limit (dB)	Table (o)	ANT	EUT	Verdict
706.187	-66.10	3.35	-13.0	-53.10	162.00	Vertical	Horizontal	N/A
734.753	-65.98	4.24	-13.0	-52.98	305.00	Vertical	Horizontal	N/A
2132.100	-52.31	-0.32	-13.0	-39.31	27.00	Vertical	Horizontal	Pass
3337.250	-47.55	7.04	-13.0	-34.55	61.00	Vertical	Horizontal	Pass
6705.500	-38.07	16.74	-13.0	-25.07	12.00	Vertical	Horizontal	Pass
9292.200	-36.09	19.59	-13.0	-23.09	147.00	Vertical	Horizontal	Pass

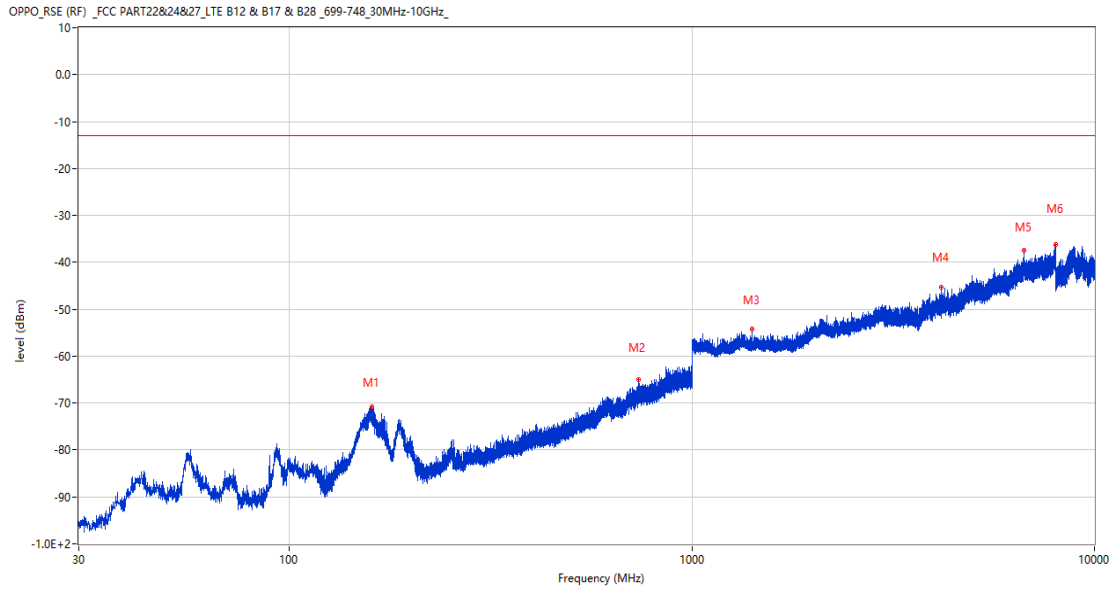
12.3 LTE Band 12 BW5, Middle Channel

RSE-H&H LTE Band 12 BW5 CH23095



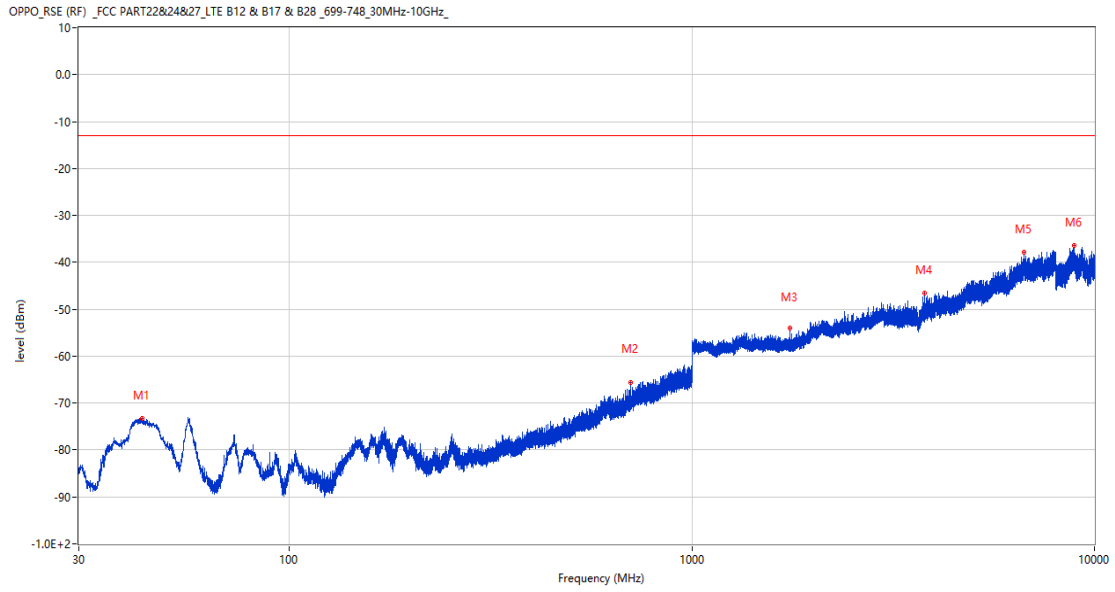
Frequency (MHz)	Result (dBm)	Factor (dB)	PK Limit (dBm)	Over Limit (dB)	Table (o)	ANT	EUT	Verdict
709.194	-66.55	3.41	-13.0	-53.55	152.00	Horizontal	Horizontal	N/A
2113.100	-52.17	0.24	-13.0	-39.17	16.00	Horizontal	Horizontal	Pass
2822.500	-45.07	3.27	-13.0	-32.07	224.00	Horizontal	Horizontal	Pass
5204.250	-42.88	12.37	-13.0	-29.88	132.00	Horizontal	Horizontal	Pass
7999.500	-37.66	19.00	-13.0	-24.66	58.00	Horizontal	Horizontal	Pass
8765.300	-36.79	19.05	-13.0	-23.79	62.00	Horizontal	Horizontal	Pass

RSE-H&V LTE Band 12 BW5 CH23095



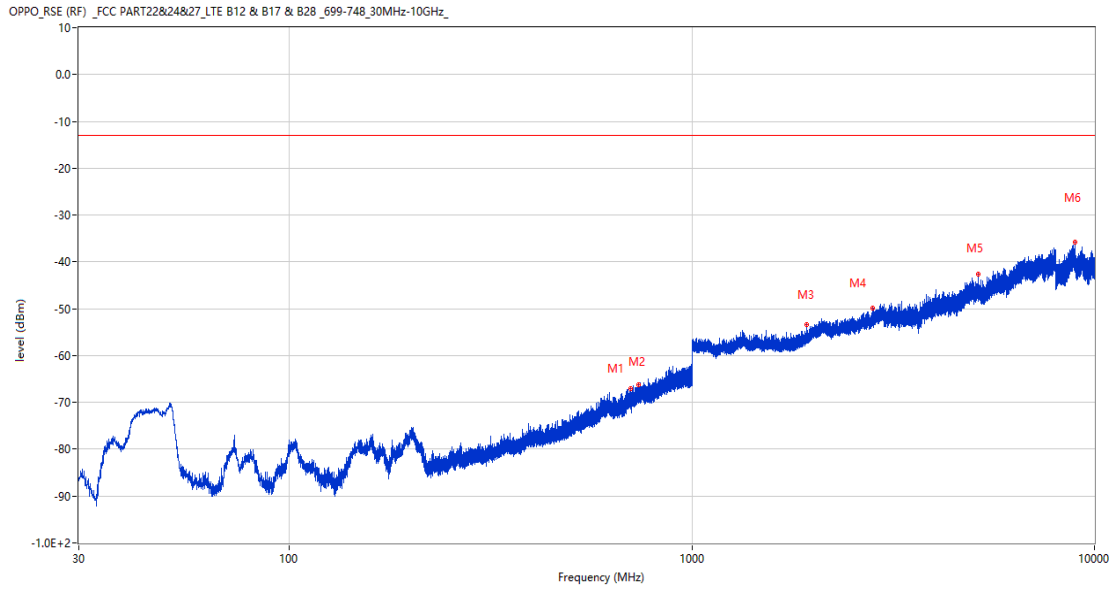
Frequency (MHz)	Result (dBm)	Factor (dB)	PK Limit (dBm)	Over Limit (dB)	Table (o)	ANT	EUT	Verdict
160.028	-70.70	-16.54	-13.0	-57.70	64.00	Horizontal	Vertical	Pass
735.335	-64.97	4.26	-13.0	-51.97	293.00	Horizontal	Vertical	N/A
1411.200	-54.30	-3.40	-13.0	-41.30	12.00	Horizontal	Vertical	Pass
4168.000	-45.29	10.14	-13.0	-32.29	178.00	Horizontal	Vertical	Pass
6680.000	-37.47	16.93	-13.0	-24.47	93.00	Horizontal	Vertical	Pass
7999.250	-36.27	18.97	-13.0	-23.27	167.00	Horizontal	Vertical	Pass

RSE-V&V LTE Band 12 BW5 CH23095



Frequency (MHz)	Result (dBm)	Factor (dB)	PK Limit (dBm)	Over Limit (dB)	Table (o)	ANT	EUT	Verdict
42.998	-73.30	-15.66	-13.0	-60.30	57.00	Vertical	Vertical	Pass
705.362	-65.67	3.33	-13.0	-52.67	354.00	Vertical	Vertical	N/A
1748.700	-54.07	-3.77	-13.0	-41.07	262.00	Vertical	Vertical	Pass
3778.250	-46.58	9.23	-13.0	-33.58	82.00	Vertical	Vertical	Pass
6680.250	-37.91	16.94	-13.0	-24.91	306.00	Vertical	Vertical	Pass
8927.200	-36.44	19.58	-13.0	-23.44	279.00	Vertical	Vertical	Pass

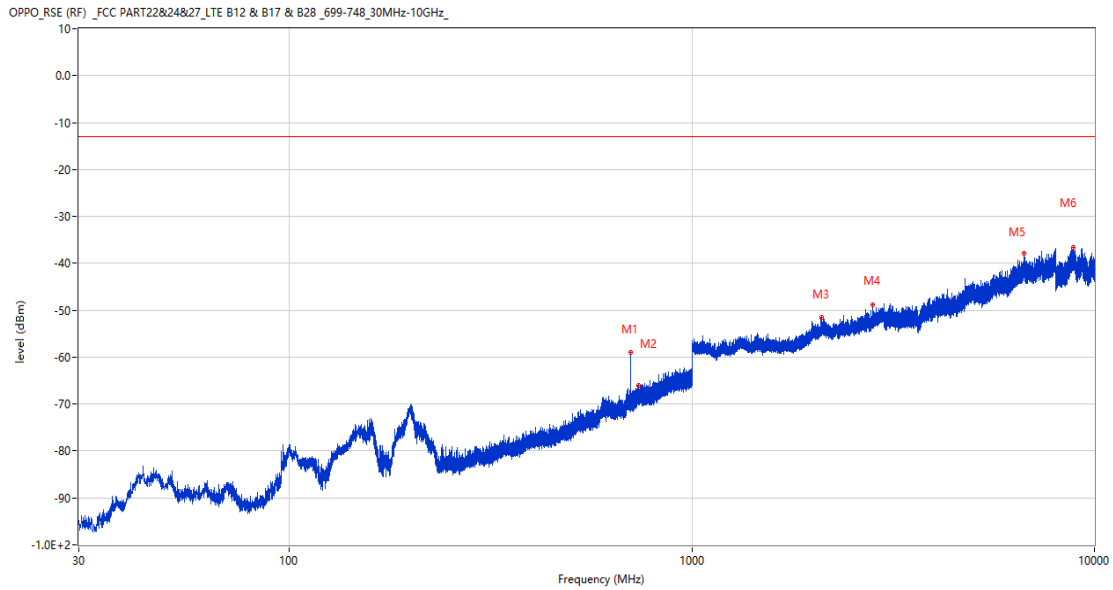
RSE-V&H LTE Band 12 BW5 CH23095



Frequency (MHz)	Result (dBm)	Factor (dB)	PK Limit (dBm)	Over Limit (dB)	Table (o)	ANT	EUT	Verdict
704.974	-67.10	3.32	-13.0	-54.10	229.00	Vertical	Horizontal	N/A
738.197	-66.26	4.38	-13.0	-53.26	322.00	Vertical	Horizontal	N/A
1930.300	-53.45	-2.17	-13.0	-40.45	99.00	Vertical	Horizontal	Pass
2816.600	-49.92	3.43	-13.0	-36.92	32.00	Vertical	Horizontal	Pass
5142.750	-42.63	12.16	-13.0	-29.63	180.00	Vertical	Horizontal	Pass
8943.000	-35.74	19.47	-13.0	-22.74	331.00	Vertical	Horizontal	Pass

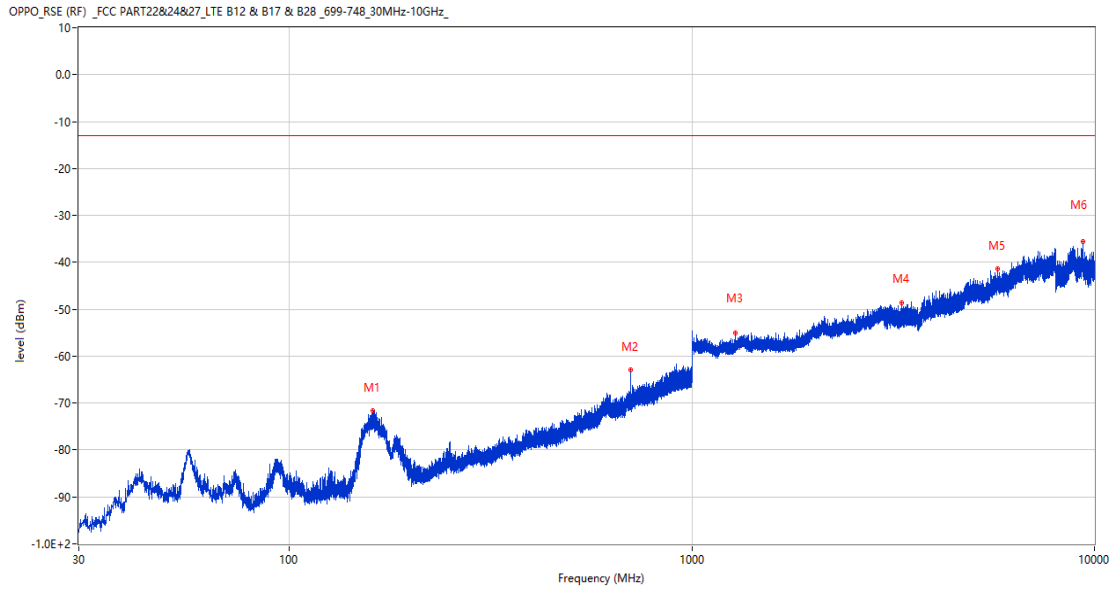
12.4 LTE Band 12 BW10, Middle Channel

RSE-H&H LTE Band 12 BW10 CH23095



Frequency (MHz)	Result (dBm)	Factor (dB)	PK Limit (dBm)	Over Limit (dB)	Table (o)	ANT	EUT	Verdict
703.131	-59.04	3.28	-13.0	-46.04	52.00	Horizontal	Horizontal	N/A
736.500	-66.03	4.31	-13.0	-53.03	108.00	Horizontal	Horizontal	N/A
2105.200	-51.43	0.16	-13.0	-38.43	10.00	Horizontal	Horizontal	Pass
2813.700	-48.86	3.50	-13.0	-35.86	154.00	Horizontal	Horizontal	Pass
6693.000	-37.90	16.97	-13.0	-24.90	1.00	Horizontal	Horizontal	Pass
8844.200	-36.64	20.26	-13.0	-23.64	12.00	Horizontal	Horizontal	Pass

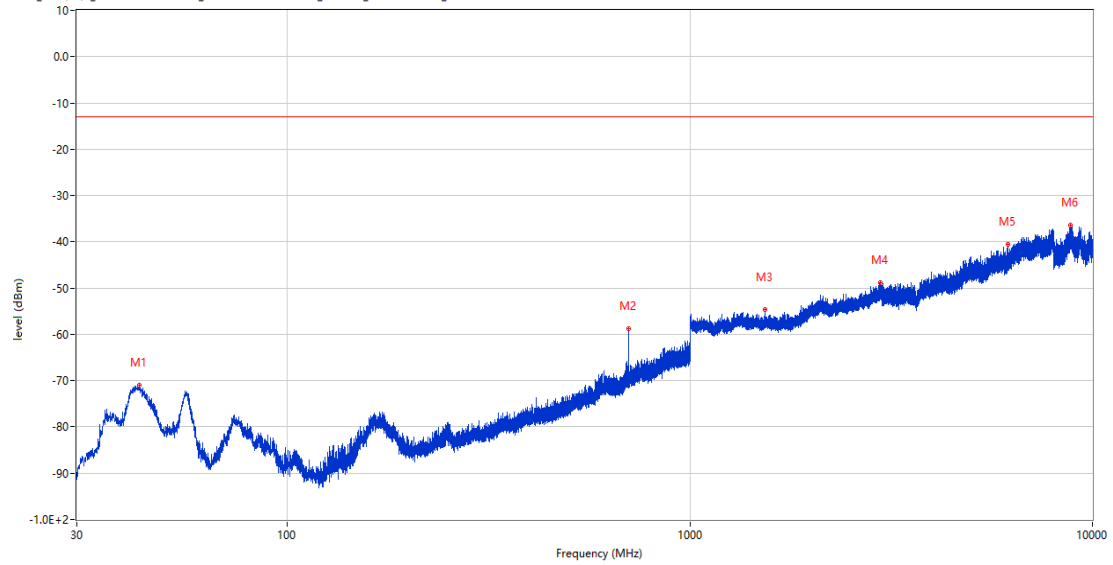
RSE-H&V LTE Band 12 BW10 CH23095



Frequency (MHz)	Result (dBm)	Factor (dB)	PK Limit (dBm)	Over Limit (dB)	Table (o)	ANT	EUT	Verdict
161.241	-71.61	-16.54	-13.0	-58.61	65.00	Horizontal	Vertical	Pass
703.083	-62.94	3.28	-13.0	-49.94	81.00	Horizontal	Vertical	N/A
1283.200	-55.06	-3.33	-13.0	-42.06	253.00	Horizontal	Vertical	Pass
3323.750	-48.66	6.77	-13.0	-35.66	285.00	Horizontal	Vertical	Pass
5745.500	-41.28	14.02	-13.0	-28.28	285.00	Horizontal	Vertical	Pass
9362.700	-35.61	18.88	-13.0	-22.61	360.00	Horizontal	Vertical	Pass

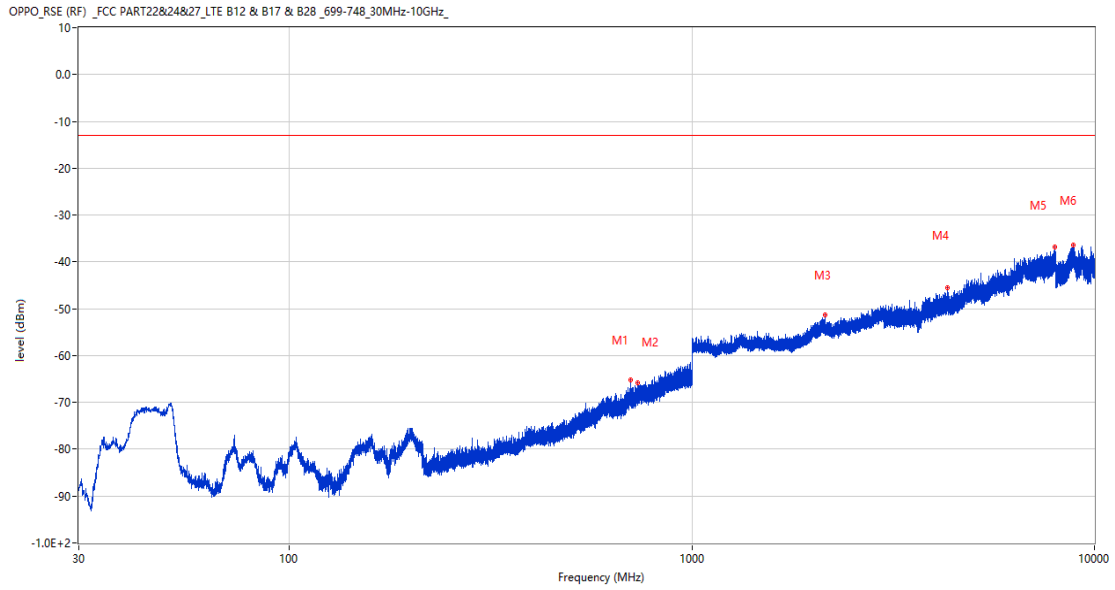
RSE-V&V LTE Band 12 BW10 CH23095

OPPO_RSE (RF) _FCC PART22&24&27_LTE B12 & B17 & B28 _699-748_30MHz-10GHz_



Frequency (MHz)	Result (dBm)	Factor (dB)	PK Limit (dBm)	Over Limit (dB)	Table (o)	ANT	EUT	Verdict
42.950	-71.04	-15.71	-13.0	-58.04	46.00	Vertical	Vertical	Pass
703.180	-58.75	3.28	-13.0	-45.75	155.00	Vertical	Vertical	N/A
1537.300	-54.57	-3.26	-13.0	-41.57	321.00	Vertical	Vertical	Pass
2975.700	-48.83	4.58	-13.0	-35.83	310.00	Vertical	Vertical	Pass
6170.750	-40.49	14.40	-13.0	-27.49	301.00	Vertical	Vertical	Pass
8818.800	-36.47	19.85	-13.0	-23.47	237.00	Vertical	Vertical	Pass

RSE-V&H LTE Band 12 BW10 CH23095

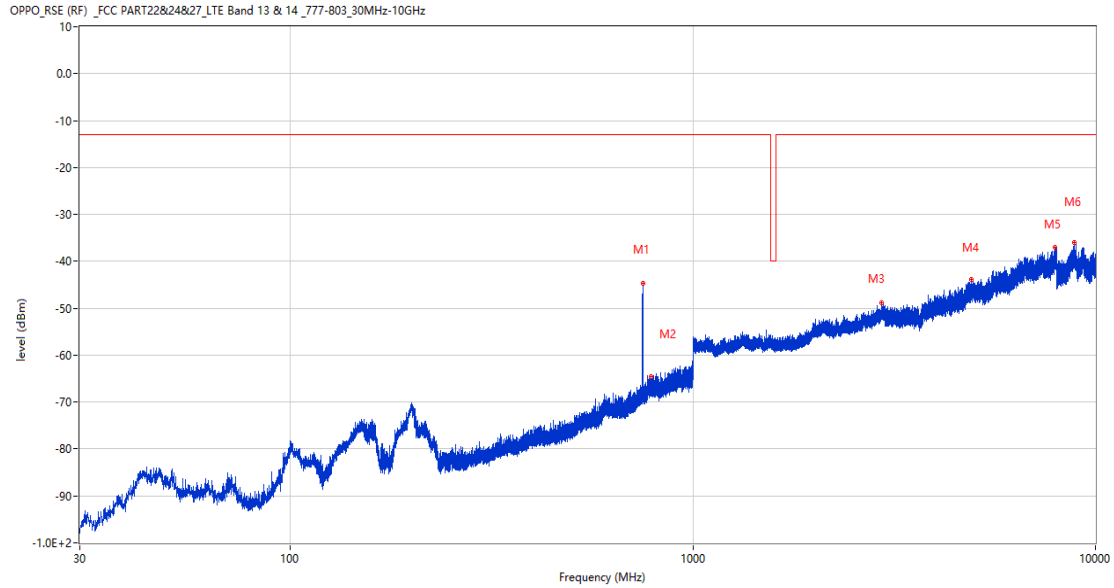


Frequency (MHz)	Result (dBm)	Factor (dB)	PK Limit (dBm)	Over Limit (dB)	Table (o)	ANT	EUT	Verdict
703.131	-65.23	3.28	-13.0	-52.23	277.00	Vertical	Horizontal	N/A
733.105	-65.90	4.18	-13.0	-52.90	241.00	Vertical	Horizontal	N/A
2147.400	-51.26	-0.10	-13.0	-38.26	151.00	Vertical	Horizontal	Pass
4317.500	-45.42	10.07	-13.0	-32.42	116.00	Vertical	Horizontal	Pass
7980.750	-36.79	18.11	-13.0	-23.79	203.00	Vertical	Horizontal	Pass
8860.500	-36.39	20.23	-13.0	-23.39	149.00	Vertical	Horizontal	Pass

13 LTE Band 13

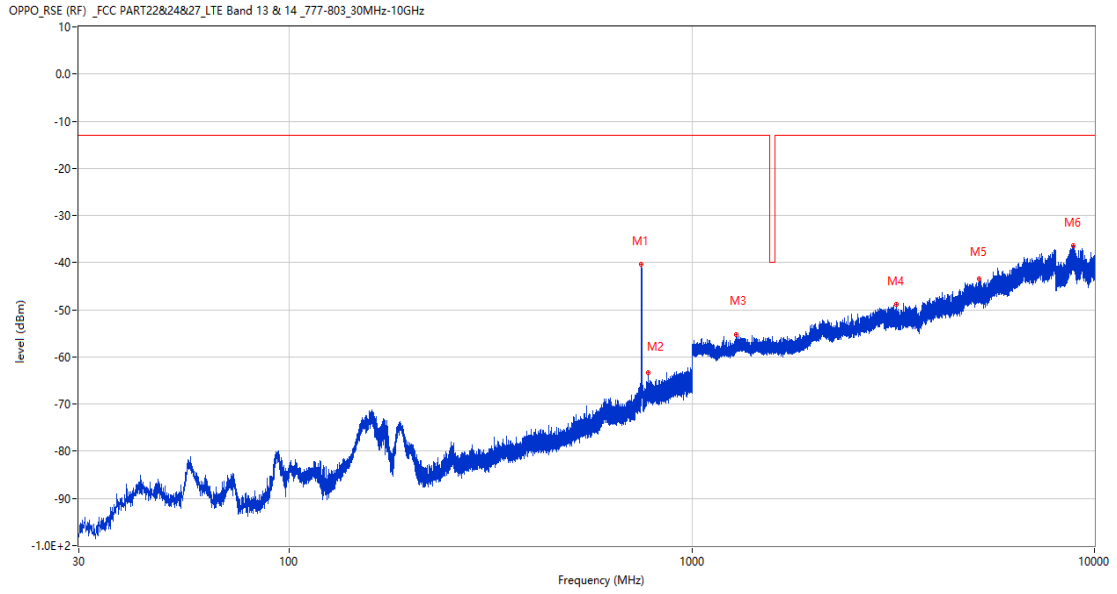
13.1 LTE Band 13 BW5, Middle Channel

RSE-H&H LTE Band 13 BW5 CH23230



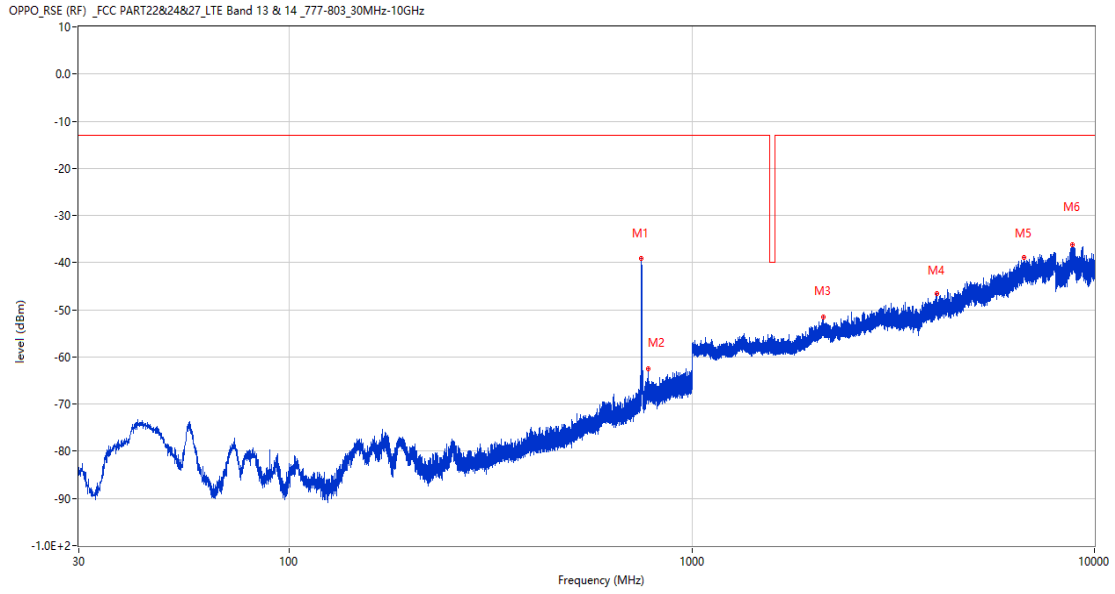
Frequency (MHz)	Result (dBm)	Factor (dB)	PK Limit (dBm)	Over Limit (dB)	Table (o)	ANT	EUT	Verdict
752.893	-44.71	3.29	-13.0	-31.71	298.00	Horizontal	Horizontal	N/A
786.649	-64.65	5.86	-13.0	-51.65	319.00	Horizontal	Horizontal	N/A
2946.100	-48.83	4.59	-13.0	-35.83	80.00	Horizontal	Horizontal	Pass
4917.250	-43.79	13.21	-13.0	-30.79	193.00	Horizontal	Horizontal	Pass
7940.250	-36.95	18.98	-13.0	-23.95	304.00	Horizontal	Horizontal	Pass
8847.300	-36.06	20.32	-13.0	-23.06	0.00	Horizontal	Horizontal	Pass

RSE-H&V LTE Band 13 BW5 CH23230



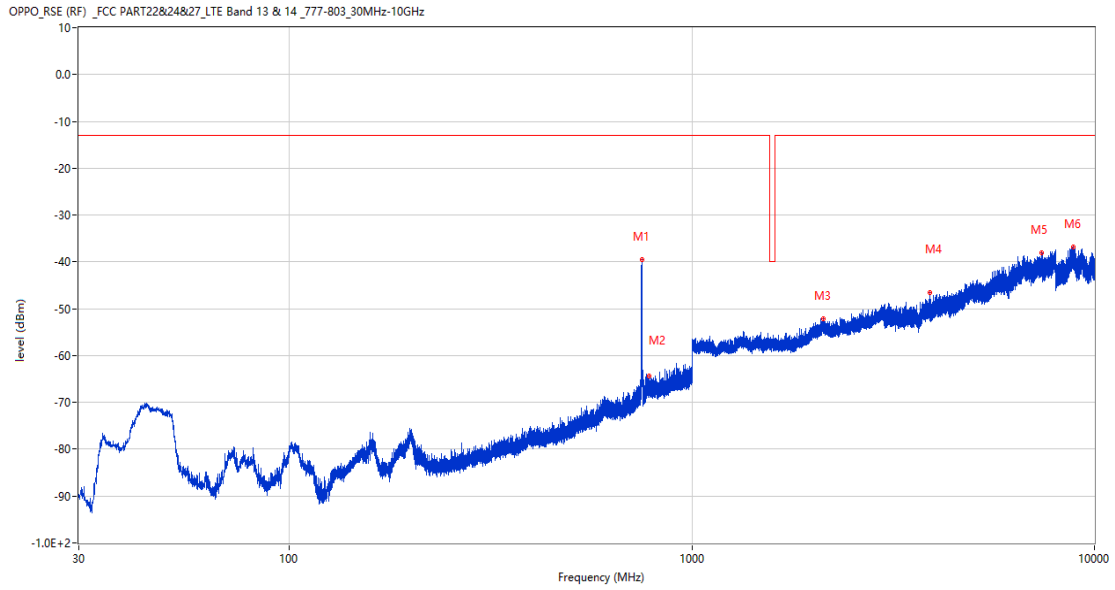
Frequency (MHz)	Result (dBm)	Factor (dB)	PK Limit (dBm)	Over Limit (dB)	Table (o)	ANT	EUT	Verdict
750.225	-40.38	3.25	-13.0	-27.38	336.00	Horizontal	Vertical	N/A
779.858	-63.23	5.93	-13.0	-50.23	4.00	Horizontal	Vertical	N/A
1291.600	-55.35	-3.11	-13.0	-42.35	233.00	Horizontal	Vertical	Pass
3221.250	-48.90	6.29	-13.0	-35.90	0.00	Horizontal	Vertical	Pass
5179.250	-43.38	12.26	-13.0	-30.38	26.00	Horizontal	Vertical	Pass
8864.600	-36.38	20.18	-13.0	-23.38	323.00	Horizontal	Vertical	Pass

RSE-V&V LTE Band 13 BW5 CH23230



Frequency (MHz)	Result (dBm)	Factor (dB)	PK Limit (dBm)	Over Limit (dB)	Table (o)	ANT	EUT	Verdict
750.031	-39.05	3.25	-13.0	-26.05	204.00	Vertical	Vertical	N/A
779.858	-62.49	5.93	-13.0	-49.49	130.00	Vertical	Vertical	N/A
2119.500	-51.49	-0.07	-13.0	-38.49	307.00	Vertical	Vertical	Pass
4053.500	-46.63	10.93	-13.0	-33.63	242.00	Vertical	Vertical	Pass
6672.250	-38.84	16.61	-13.0	-25.84	142.00	Vertical	Vertical	Pass
8820.901	-36.21	19.88	-13.0	-23.21	1.00	Vertical	Vertical	Pass

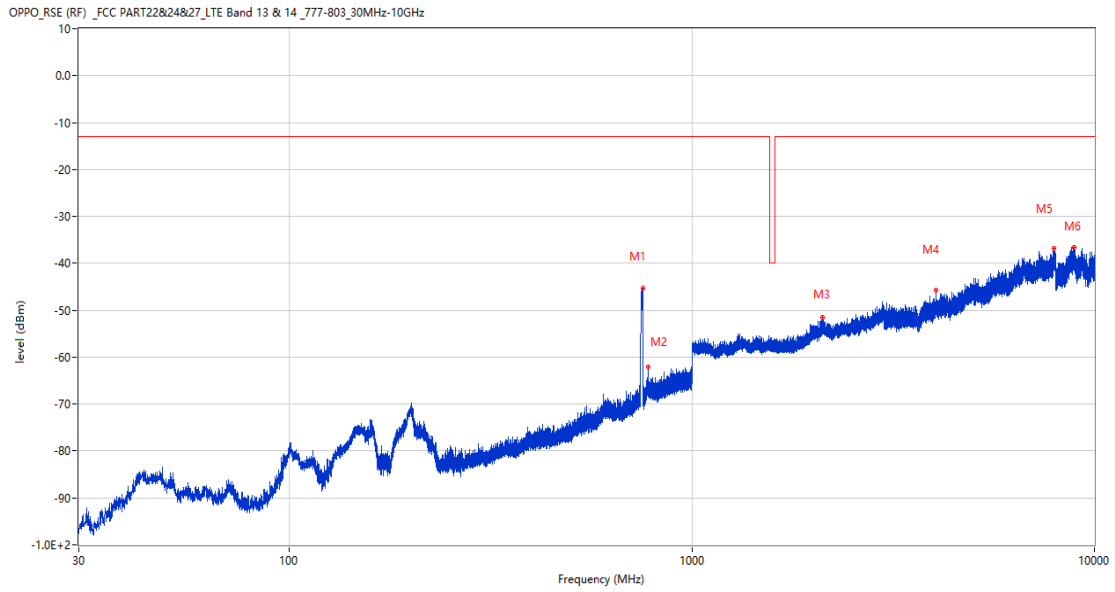
RSE-V&H LTE Band 13 BW5 CH23230



Frequency (MHz)	Result (dBm)	Factor (dB)	PK Limit (dBm)	Over Limit (dB)	Table (o)	ANT	EUT	Verdict
750.953	-39.47	3.30	-13.0	-26.47	116.00	Vertical	Horizontal	N/A
782.817	-64.35	5.90	-13.0	-51.35	172.00	Vertical	Horizontal	N/A
2117.400	-52.25	-0.02	-13.0	-39.25	327.00	Vertical	Horizontal	Pass
3897.000	-46.63	10.27	-13.0	-33.63	341.00	Vertical	Horizontal	Pass
7382.250	-38.15	17.59	-13.0	-25.15	205.00	Vertical	Horizontal	Pass
8843.400	-36.75	20.25	-13.0	-23.75	262.00	Vertical	Horizontal	Pass

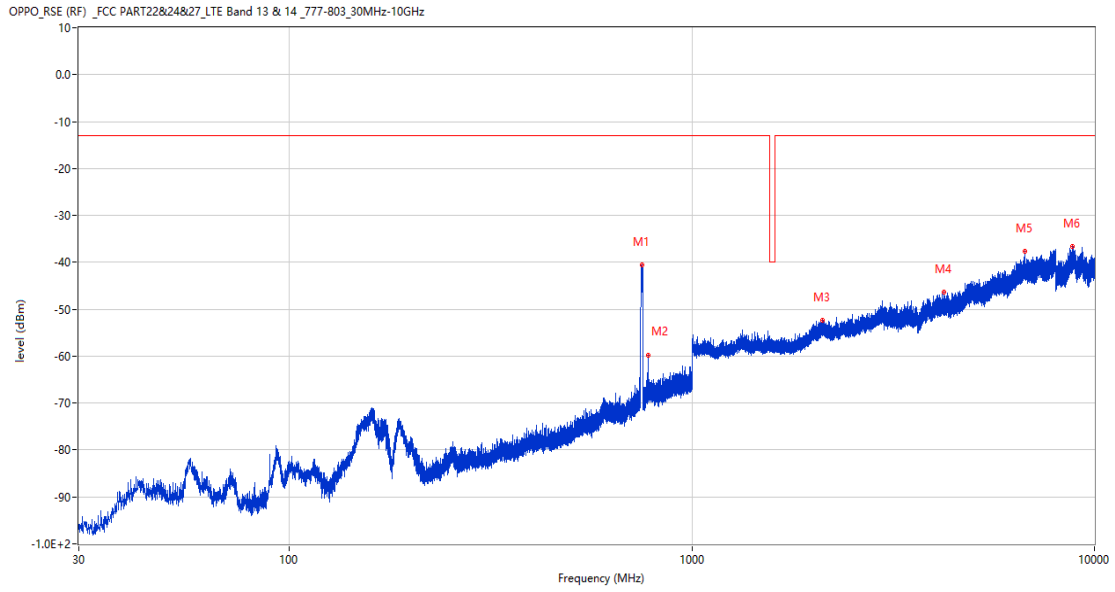
13.2 LTE Band 13 BW10, Middle Channel

RSE-H&H LTE Band 13 BW10 CH23230



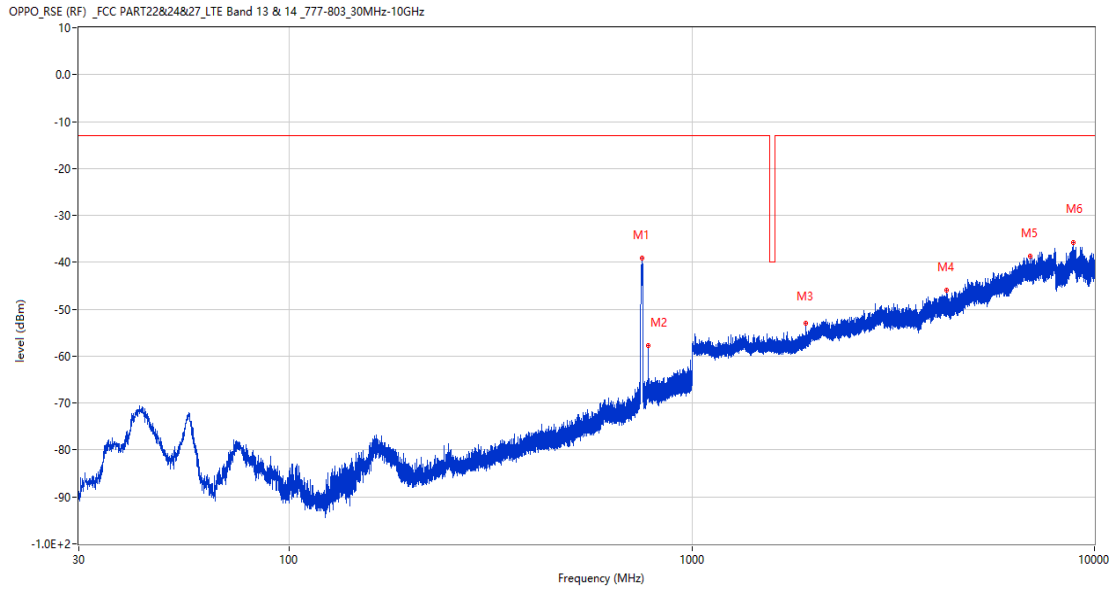
Frequency (MHz)	Result (dBm)	Factor (dB)	PK Limit (dBm)	Over Limit (dB)	Table (o)	ANT	EUT	Verdict
754.202	-45.34	3.33	-13.0	-32.34	296.00	Horizontal	Horizontal	N/A
777.530	-62.18	5.90	-13.0	-49.18	284.00	Horizontal	Horizontal	N/A
2109.200	-51.58	0.31	-13.0	-38.58	256.00	Horizontal	Horizontal	Pass
4037.250	-45.80	9.78	-13.0	-32.80	328.00	Horizontal	Horizontal	Pass
7934.250	-36.81	18.84	-13.0	-23.81	94.00	Horizontal	Horizontal	Pass
8887.300	-36.62	19.90	-13.0	-23.62	163.00	Horizontal	Horizontal	Pass

RSE-H&V LTE Band 13 BW10 CH23230



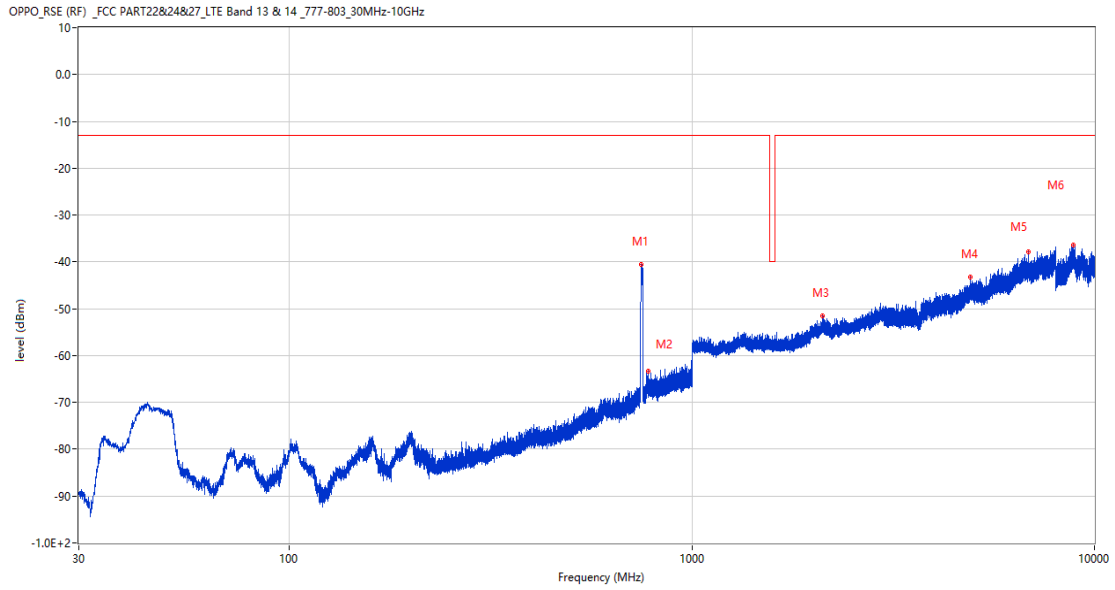
Frequency (MHz)	Result (dBm)	Factor (dB)	PK Limit (dBm)	Over Limit (dB)	Table (o)	ANT	EUT	Verdict
751.729	-40.56	3.34	-13.0	-27.56	340.00	Horizontal	Vertical	N/A
777.579	-59.85	5.90	-13.0	-46.85	20.00	Horizontal	Vertical	N/A
2109.300	-52.45	0.31	-13.0	-39.45	271.00	Horizontal	Vertical	Pass
4233.500	-46.37	10.45	-13.0	-33.37	185.00	Horizontal	Vertical	Pass
6733.000	-37.73	16.28	-13.0	-24.73	234.00	Horizontal	Vertical	Pass
8829.300	-36.71	20.02	-13.0	-23.71	323.00	Horizontal	Vertical	Pass

RSE-V&V LTE Band 13 BW10 CH23230



Frequency (MHz)	Result (dBm)	Factor (dB)	PK Limit (dBm)	Over Limit (dB)	Table (o)	ANT	EUT	Verdict
752.407	-39.18	3.30	-13.0	-26.18	302.00	Vertical	Vertical	N/A
777.530	-57.71	5.90	-13.0	-44.71	26.00	Vertical	Vertical	N/A
1915.500	-52.99	-2.34	-13.0	-39.99	273.00	Vertical	Vertical	Pass
4296.500	-45.83	10.55	-13.0	-32.83	287.00	Vertical	Vertical	Pass
6924.500	-38.69	16.33	-13.0	-25.69	26.00	Vertical	Vertical	Pass
8861.400	-35.87	20.22	-13.0	-22.87	15.00	Vertical	Vertical	Pass

RSE-V&H LTE Band 13 BW10 CH23230

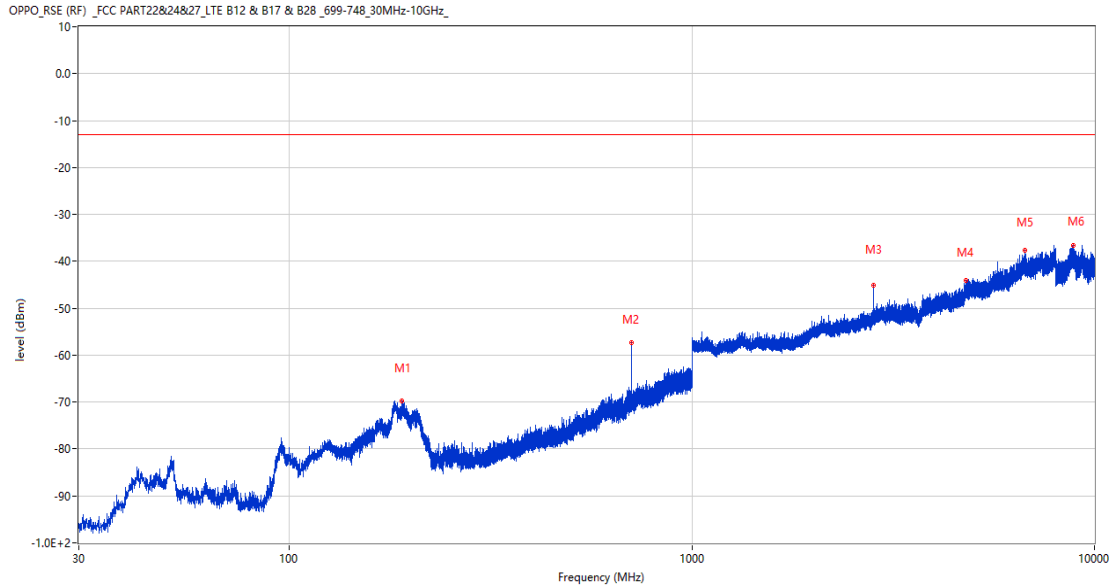


Frequency (MHz)	Result (dBm)	Factor (dB)	PK Limit (dBm)	Over Limit (dB)	Table (o)	ANT	EUT	Verdict
747.073	-40.55	3.36	-13.0	-27.55	114.00	Vertical	Horizontal	N/A
778.452	-63.39	5.91	-13.0	-50.39	255.00	Vertical	Horizontal	N/A
2110.300	-51.57	0.28	-13.0	-38.57	72.00	Vertical	Horizontal	Pass
4926.750	-43.20	13.23	-13.0	-30.20	1.00	Vertical	Horizontal	Pass
6847.500	-37.85	16.43	-13.0	-24.85	56.00	Vertical	Horizontal	Pass
8851.800	-36.33	20.34	-13.0	-23.33	197.00	Vertical	Horizontal	Pass

14 LTE Band 17

14.1 LTE Band 17 BW5, Middle Channel

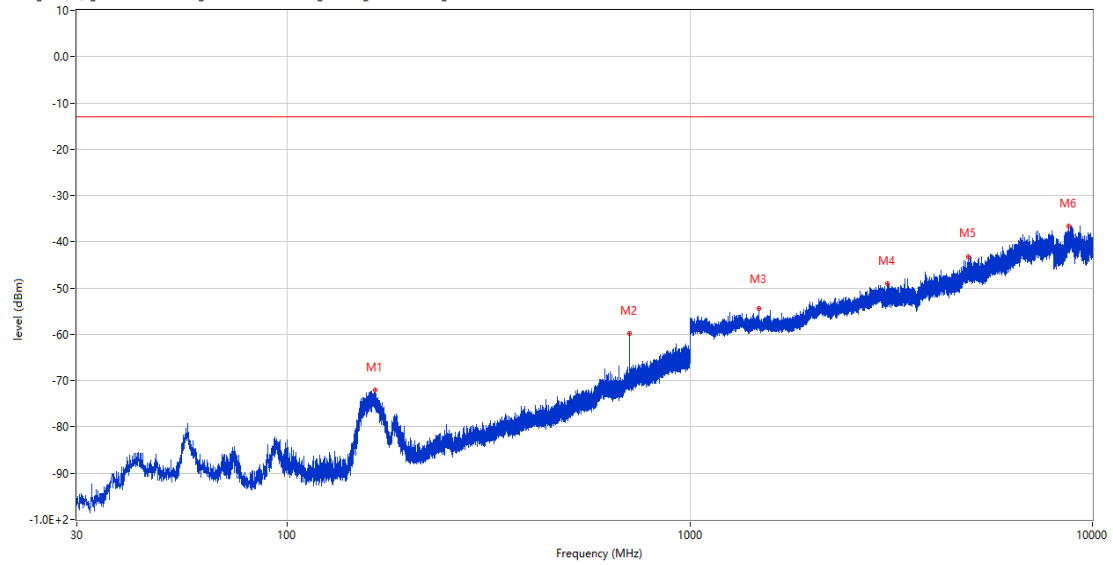
RSE-H&H LTE Band 17 BW5 CH23790



Frequency (MHz)	Result (dBm)	Factor (dB)	PK Limit (dBm)	Over Limit (dB)	Table (o)	ANT	EUT	Verdict
190.729	-69.69	-14.75	-13.0	-56.69	237.00	Horizontal	Horizontal	Pass
707.885	-57.26	3.38	-13.0	-44.26	33.00	Horizontal	Horizontal	N/A
2832.600	-45.12	3.08	-13.0	-32.12	226.00	Horizontal	Horizontal	Pass
4799.250	-44.00	12.54	-13.0	-31.00	307.00	Horizontal	Horizontal	Pass
6720.500	-37.58	16.67	-13.0	-24.58	257.00	Horizontal	Horizontal	Pass
8847.400	-36.59	20.32	-13.0	-23.59	154.00	Horizontal	Horizontal	Pass

RSE-H&V LTE Band 17 BW5 CH23790

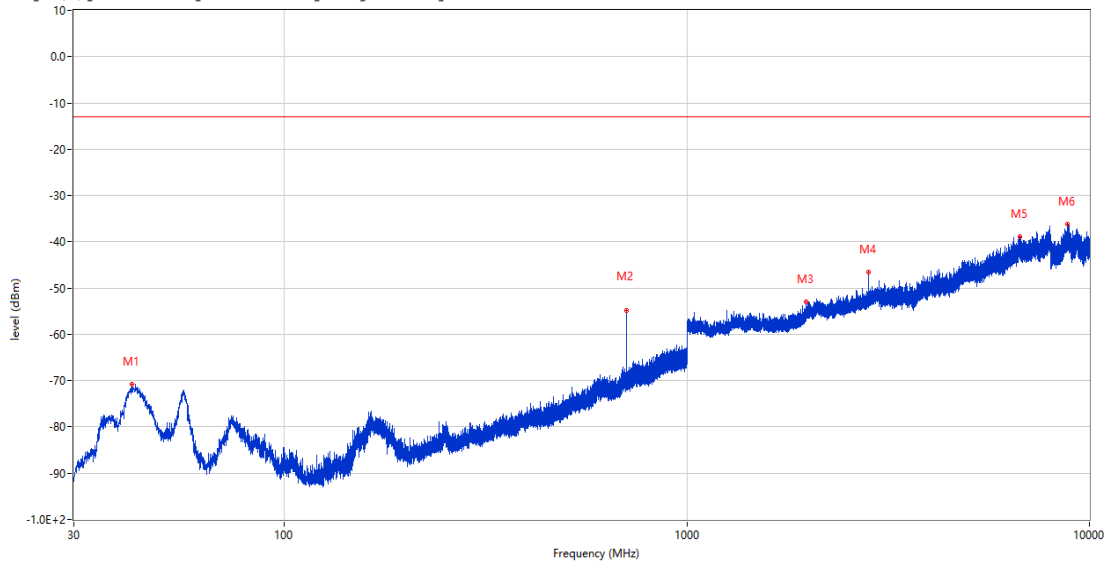
OPPO_RSE (RF) _FCC PART22&24&27_LTE B12 & B17 & B28 _699-748_30MHz-10GHz_



Frequency (MHz)	Result (dBm)	Factor (dB)	PK Limit (dBm)	Over Limit (dB)	Table (o)	ANT	EUT	Verdict
165.509	-72.13	-16.38	-13.0	-59.13	68.00	Horizontal	Vertical	Pass
707.885	-59.79	3.38	-13.0	-46.79	85.00	Horizontal	Vertical	N/A
1484.300	-54.49	-3.37	-13.0	-41.49	130.00	Horizontal	Vertical	Pass
3096.500	-48.97	6.47	-13.0	-35.97	360.00	Horizontal	Vertical	Pass
4915.500	-43.30	13.23	-13.0	-30.30	75.00	Horizontal	Vertical	Pass
8718.800	-36.63	19.20	-13.0	-23.63	167.00	Horizontal	Vertical	Pass

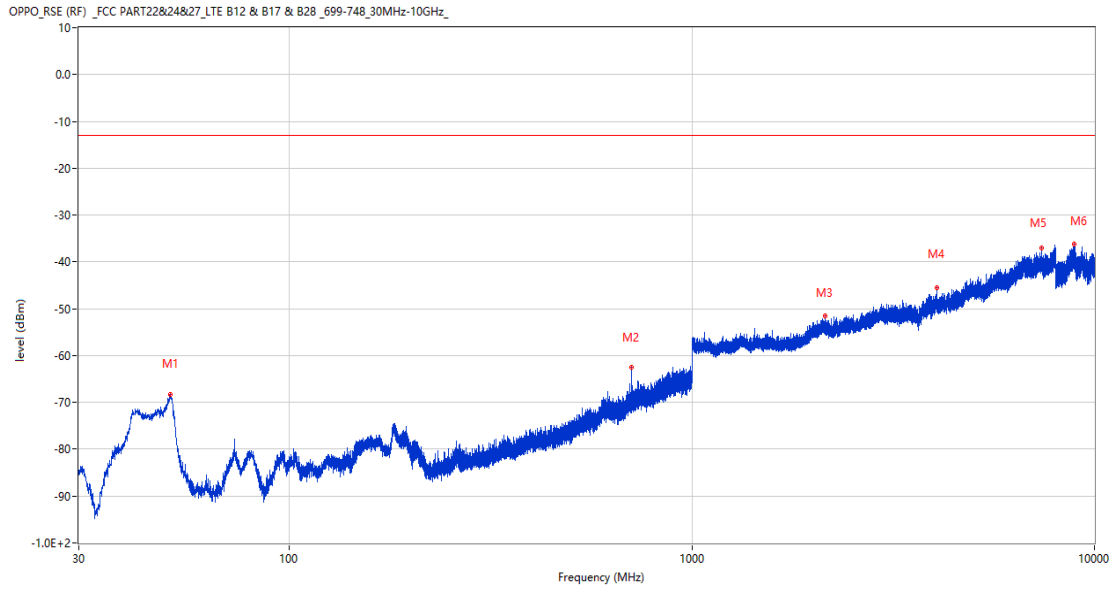
RSE-V&V LTE Band 17 BW5 CH23790

OPPO_RSE (RF) _FCC PART22&24&27_LTE B12 & B17 & B28 _699-748_30MHz-10GHz_



Frequency (MHz)	Result (dBm)	Factor (dB)	PK Limit (dBm)	Over Limit (dB)	Table (o)	ANT	EUT	Verdict
41.785	-70.80	-16.87	-13.0	-57.80	99.00	Vertical	Vertical	Pass
707.836	-54.77	3.38	-13.0	-41.77	73.00	Vertical	Vertical	N/A
1980.900	-53.07	-1.13	-13.0	-40.07	225.00	Vertical	Vertical	Pass
2832.400	-46.54	3.10	-13.0	-33.54	282.00	Vertical	Vertical	Pass
6729.000	-38.86	16.45	-13.0	-25.86	360.00	Vertical	Vertical	Pass
8817.200	-36.22	19.82	-13.0	-23.22	34.00	Vertical	Vertical	Pass

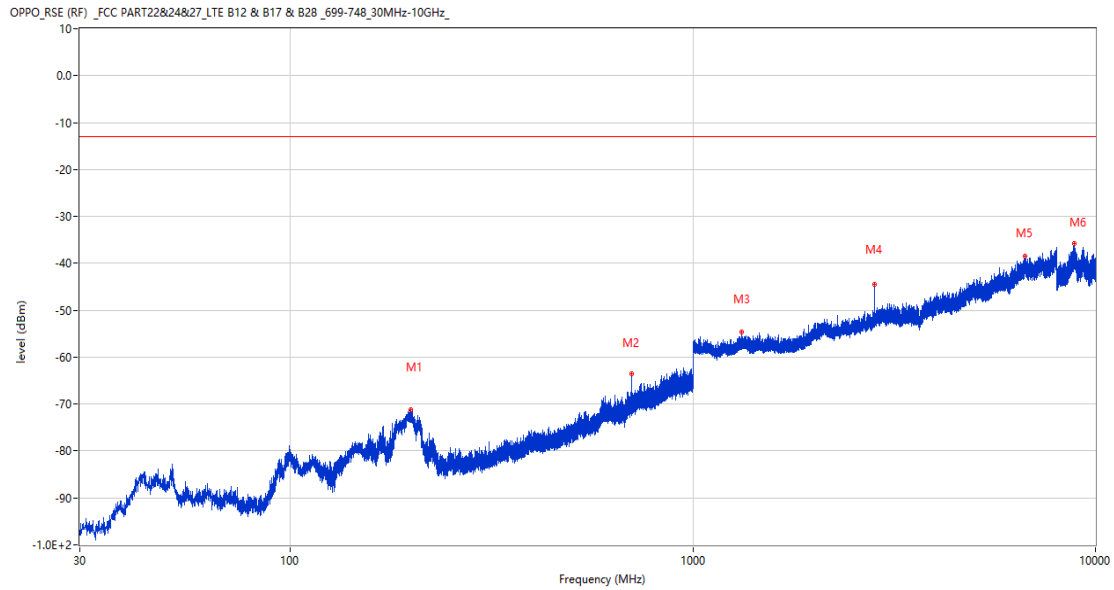
RSE-V&H LTE Band 17 BW5 CH23790



Frequency (MHz)	Result (dBm)	Factor (dB)	PK Limit (dBm)	Over Limit (dB)	Table (o)	ANT	EUT	Verdict
50.516	-68.34	-16.36	-13.0	-55.34	151.00	Vertical	Horizontal	Pass
707.836	-62.52	3.38	-13.0	-49.52	119.00	Vertical	Horizontal	N/A
2143.000	-51.51	-0.09	-13.0	-38.51	290.00	Vertical	Horizontal	Pass
4051.750	-45.58	10.91	-13.0	-32.58	317.00	Vertical	Horizontal	Pass
7382.250	-37.12	17.59	-13.0	-24.12	138.00	Vertical	Horizontal	Pass
8916.500	-36.28	19.64	-13.0	-23.28	299.00	Vertical	Horizontal	Pass

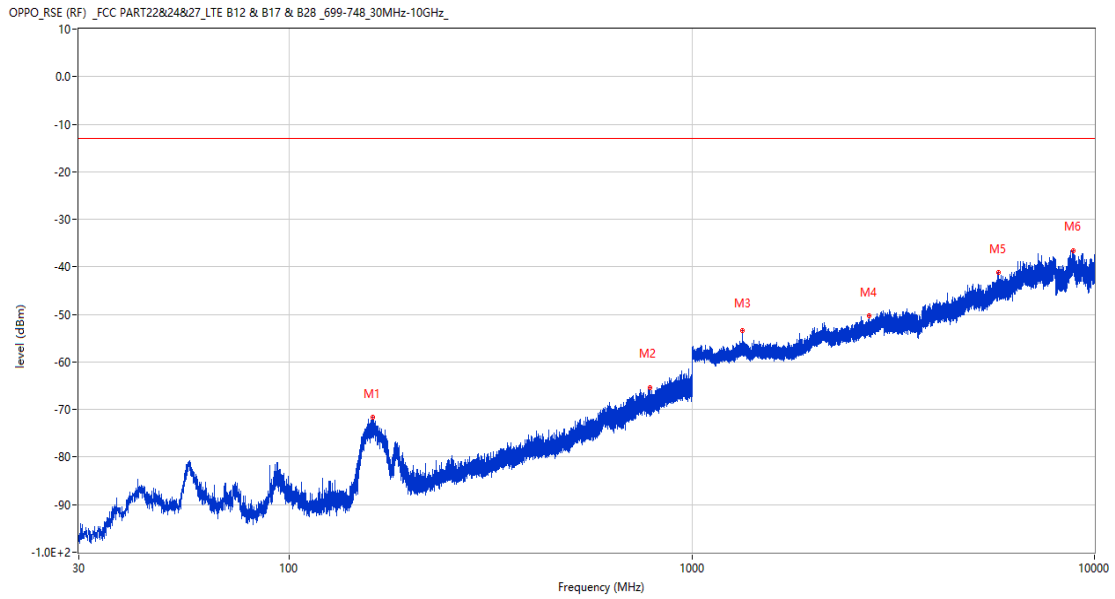
14.2 LTE Band 17 BW10, Middle Channel

RSE-H&H LTE Band 17 BW10 CH23790



Frequency (MHz)	Result (dBm)	Factor (dB)	PK Limit (dBm)	Over Limit (dB)	Table (o)	ANT	EUT	Verdict
198.635	-71.15	-13.72	-13.0	-58.15	45.00	Horizontal	Horizontal	Pass
705.702	-63.58	3.33	-13.0	-50.58	45.00	Horizontal	Horizontal	N/A
1320.200	-54.71	-2.79	-13.0	-41.71	123.00	Horizontal	Horizontal	Pass
2823.100	-44.48	3.27	-13.0	-31.48	225.00	Horizontal	Horizontal	Pass
6680.000	-38.57	16.93	-13.0	-25.57	208.00	Horizontal	Horizontal	Pass
8848.000	-35.87	20.33	-13.0	-22.87	125.00	Horizontal	Horizontal	Pass

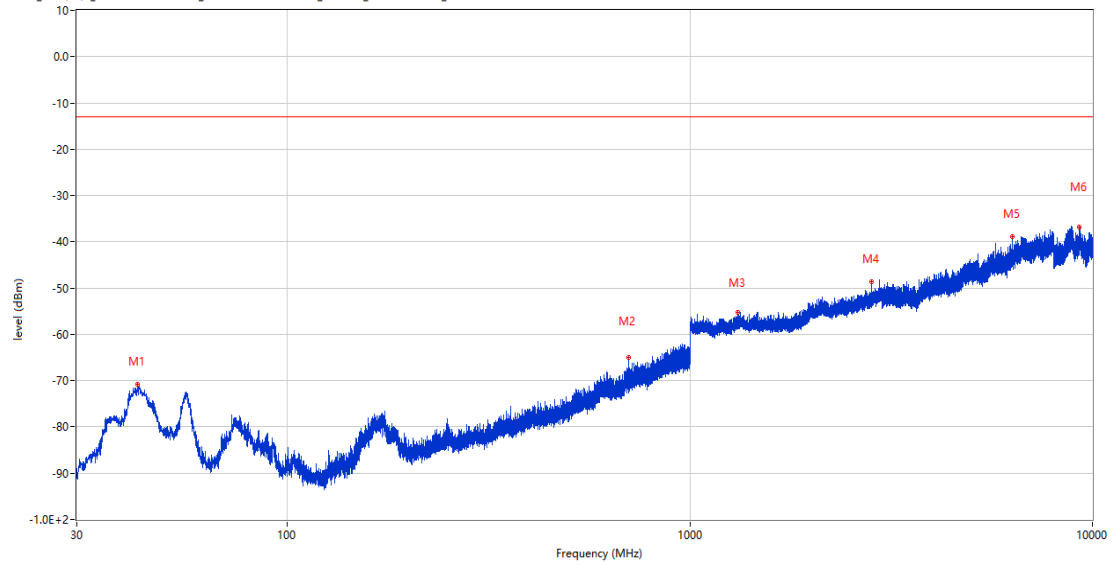
RSE-H&V LTE Band 17 BW10 CH23790



Frequency (MHz)	Result (dBm)	Factor (dB)	PK Limit (dBm)	Over Limit (dB)	Table (o)	ANT	EUT	Verdict
161.047	-71.57	-16.55	-13.0	-58.57	61.00	Horizontal	Vertical	Pass
785.727	-65.43	4.20	-13.0	-52.43	27.00	Horizontal	Vertical	Pass
1336.100	-53.47	-2.55	-13.0	-40.47	67.00	Horizontal	Vertical	Pass
2754.700	-50.29	2.74	-13.0	-37.29	35.00	Horizontal	Vertical	Pass
5780.500	-41.14	14.27	-13.0	-28.14	239.00	Horizontal	Vertical	Pass
8852.100	-36.53	20.33	-13.0	-23.53	302.00	Horizontal	Vertical	Pass

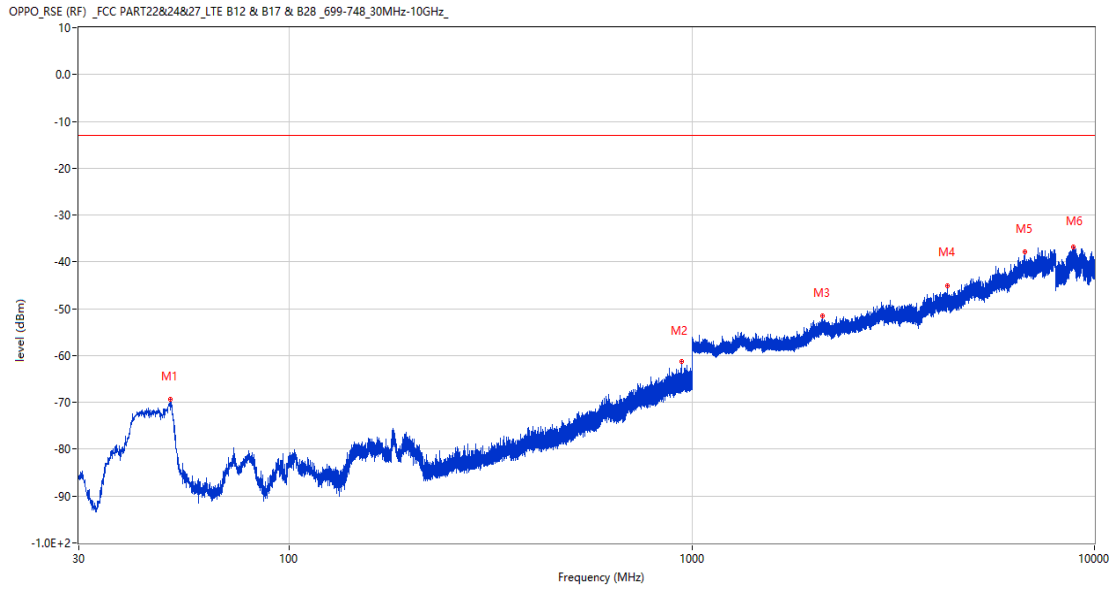
RSE-V&V LTE Band 17 BW10 CH23790

OPPO_RSE (RF) _FCC PART22&24&27_LTE B12 & B17 & B28 _699-748_30MHz-10GHz_



Frequency (MHz)	Result (dBm)	Factor (dB)	PK Limit (dBm)	Over Limit (dB)	Table (o)	ANT	EUT	Verdict
42.562	-70.88	-16.07	-13.0	-57.88	117.00	Vertical	Vertical	Pass
705.557	-65.07	3.33	-13.0	-52.07	31.00	Vertical	Vertical	N/A
1318.100	-55.35	-2.81	-13.0	-42.35	131.00	Vertical	Vertical	Pass
2823.500	-48.71	3.29	-13.0	-35.71	276.00	Vertical	Vertical	Pass
6313.000	-38.87	15.74	-13.0	-25.87	76.00	Vertical	Vertical	Pass
9291.201	-36.76	19.57	-13.0	-23.76	124.00	Vertical	Vertical	Pass

RSE-V&H LTE Band 17 BW10 CH23790

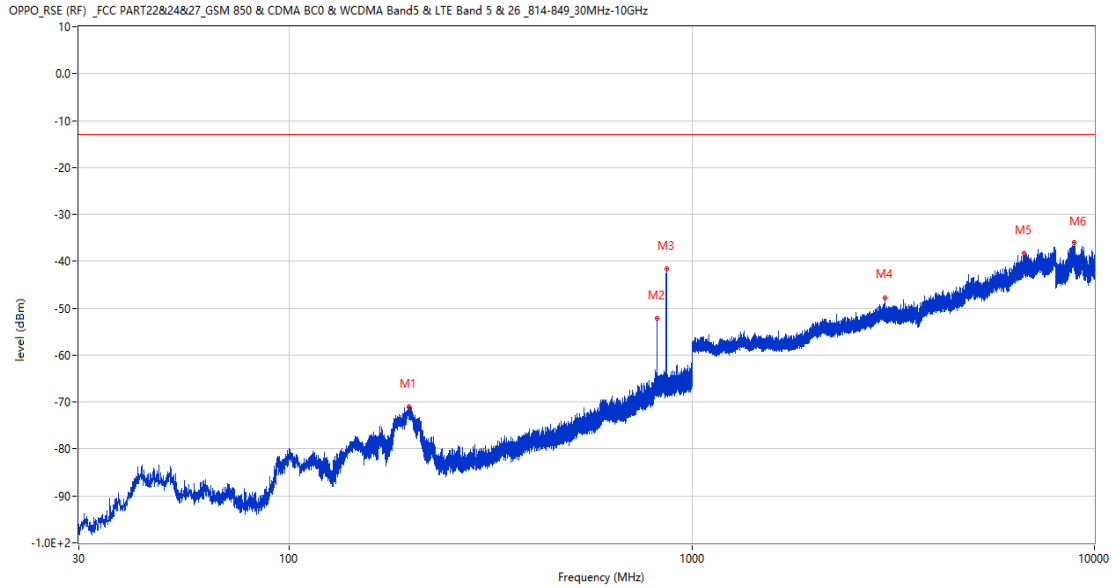


Frequency (MHz)	Result (dBm)	Factor (dB)	PK Limit (dBm)	Over Limit (dB)	Table (o)	ANT	EUT	Verdict
50.709	-69.42	-16.39	-13.0	-56.42	155.00	Vertical	Horizontal	Pass
945.389	-61.20	7.55	-13.0	-48.20	99.00	Vertical	Horizontal	Pass
2115.100	-51.52	0.05	-13.0	-38.52	123.00	Vertical	Horizontal	Pass
4319.250	-45.20	10.12	-13.0	-32.20	197.00	Vertical	Horizontal	Pass
6710.250	-37.89	16.66	-13.0	-24.89	327.00	Vertical	Horizontal	Pass
8852.500	-36.89	20.33	-13.0	-23.89	312.00	Vertical	Horizontal	Pass

15 LTE Band 26 (Part90)

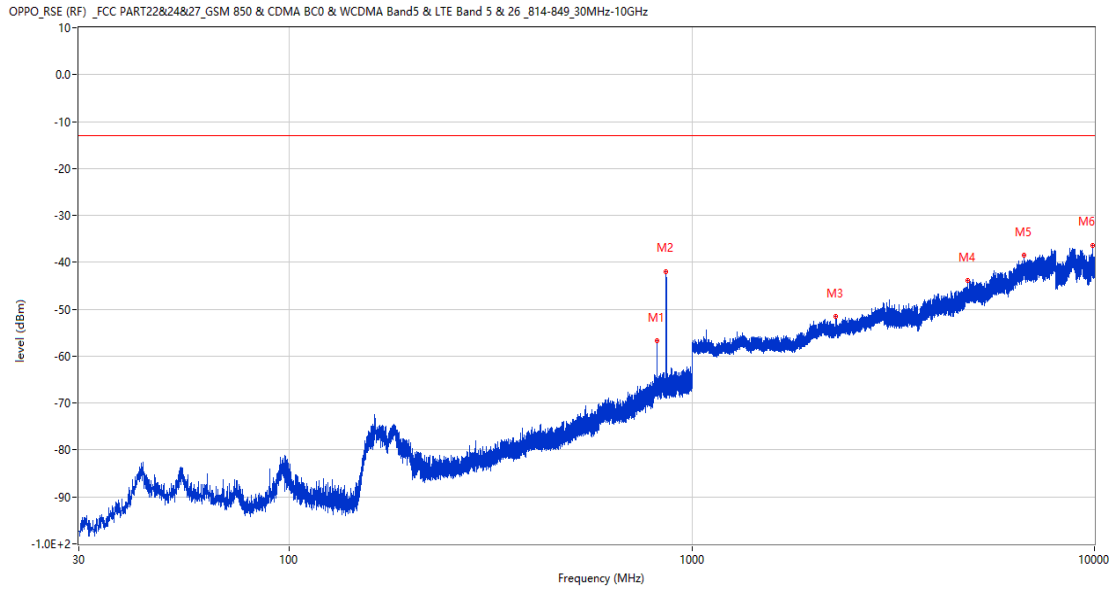
15.1 LTE Band 26 (Part90) BW1.4, Middle Channel

RSE-H&H LTE Band 26 (Part90) BW1.4 CH26740



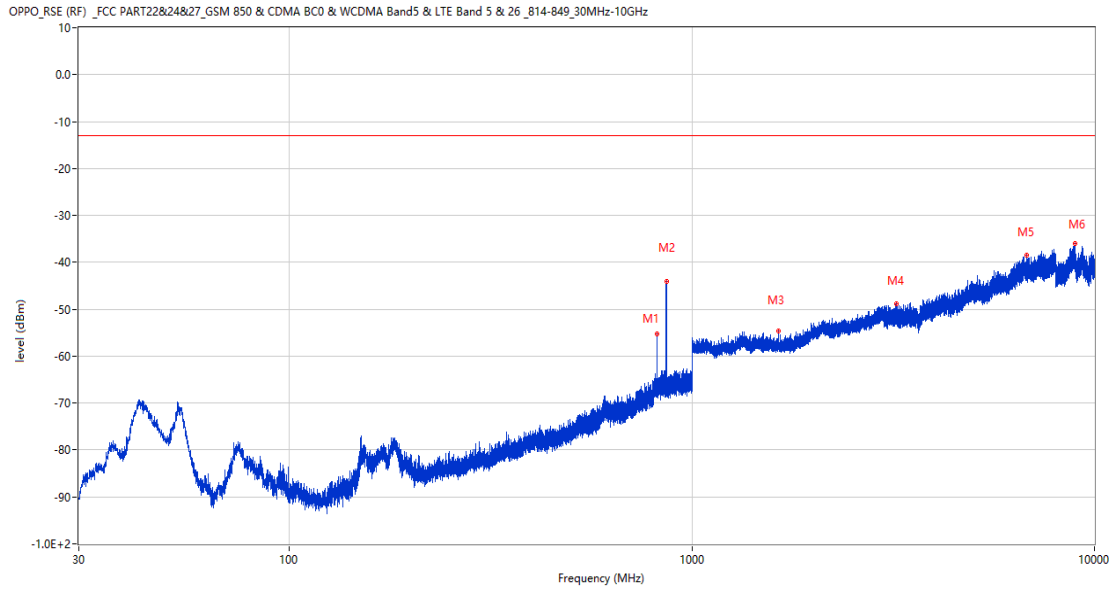
Frequency (MHz)	Result (dBm)	Factor (dB)	PK Limit (dBm)	Over Limit (dB)	Table (o)	ANT	EUT	Verdict
197.956	-71.01	-13.50	-13.0	-58.01	70.00	Horizontal	Horizontal	Pass
818.610	-52.11	6.82	-13.0	-39.11	296.00	Horizontal	Horizontal	N/A
864.006	-41.64	6.24	-13.0	-28.64	283.00	Horizontal	Horizontal	N/A
3020.250	-47.89	5.85	-13.0	-34.89	29.00	Horizontal	Horizontal	Pass
6690.250	-38.34	16.99	-13.0	-25.34	257.00	Horizontal	Horizontal	Pass
8928.600	-35.94	19.57	-13.0	-22.94	198.00	Horizontal	Horizontal	Pass

RSE-H&V LTE Band 26 (Part90) BW1.4 CH26740



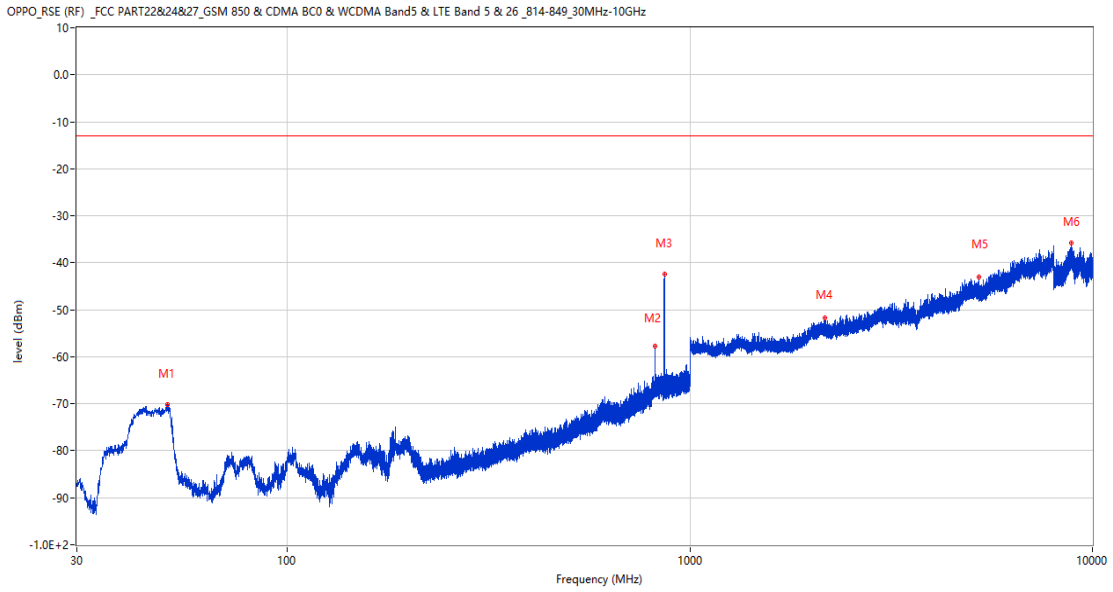
Frequency (MHz)	Result (dBm)	Factor (dB)	PK Limit (dBm)	Over Limit (dB)	Table (o)	ANT	EUT	Verdict
818.610	-56.78	6.82	-13.0	-43.78	165.00	Horizontal	Vertical	N/A
863.521	-41.91	6.21	-13.0	-28.91	11.00	Horizontal	Vertical	N/A
2272.700	-51.43	-0.50	-13.0	-38.43	276.00	Horizontal	Vertical	Pass
4844.000	-43.92	12.62	-13.0	-30.92	189.00	Horizontal	Vertical	Pass
6673.500	-38.53	16.70	-13.0	-25.53	124.00	Horizontal	Vertical	Pass
9923.900	-36.38	17.70	-13.0	-23.38	0.00	Horizontal	Vertical	Pass

RSE-V&V LTE Band 26 (Part90) BW1.4 CH26740



Frequency (MHz)	Result (dBm)	Factor (dB)	PK Limit (dBm)	Over Limit (dB)	Table (o)	ANT	EUT	Verdict
818.610	-55.32	6.82	-13.0	-42.32	166.00	Vertical	Vertical	N/A
863.909	-43.98	6.23	-13.0	-30.98	157.00	Vertical	Vertical	N/A
1637.700	-54.57	-3.74	-13.0	-41.57	282.00	Vertical	Vertical	Pass
3225.500	-48.92	6.32	-13.0	-35.92	178.00	Vertical	Vertical	Pass
6792.750	-38.50	16.46	-13.0	-25.50	114.00	Vertical	Vertical	Pass
8929.599	-36.01	19.56	-13.0	-23.01	205.00	Vertical	Vertical	Pass

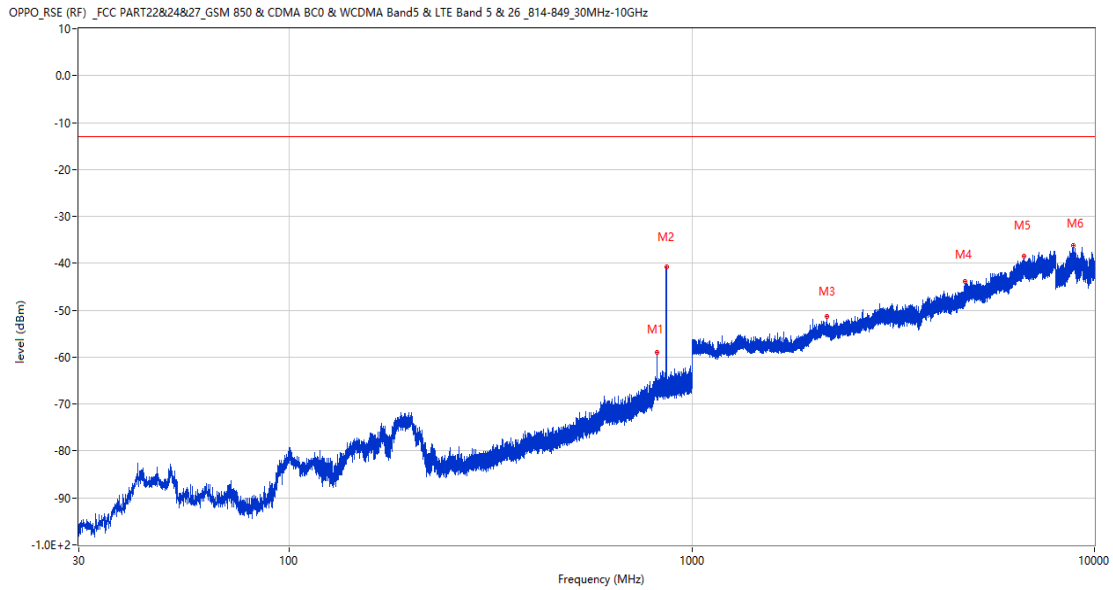
RSE-V&H LTE Band 26 (Part90) BW1.4 CH26740



Frequency (MHz)	Result (dBm)	Factor (dB)	PK Limit (dBm)	Over Limit (dB)	Table (o)	ANT	EUT	Verdict
50.273	-70.22	-16.12	-13.0	-57.22	121.00	Vertical	Horizontal	Pass
818.658	-57.83	6.82	-13.0	-44.83	320.00	Vertical	Horizontal	N/A
864.055	-42.46	6.24	-13.0	-29.46	8.00	Vertical	Horizontal	N/A
2165.800	-51.72	-0.24	-13.0	-38.72	359.00	Vertical	Horizontal	Pass
5212.000	-43.10	12.35	-13.0	-30.10	311.00	Vertical	Horizontal	Pass
8852.100	-35.80	20.33	-13.0	-22.80	198.00	Vertical	Horizontal	Pass

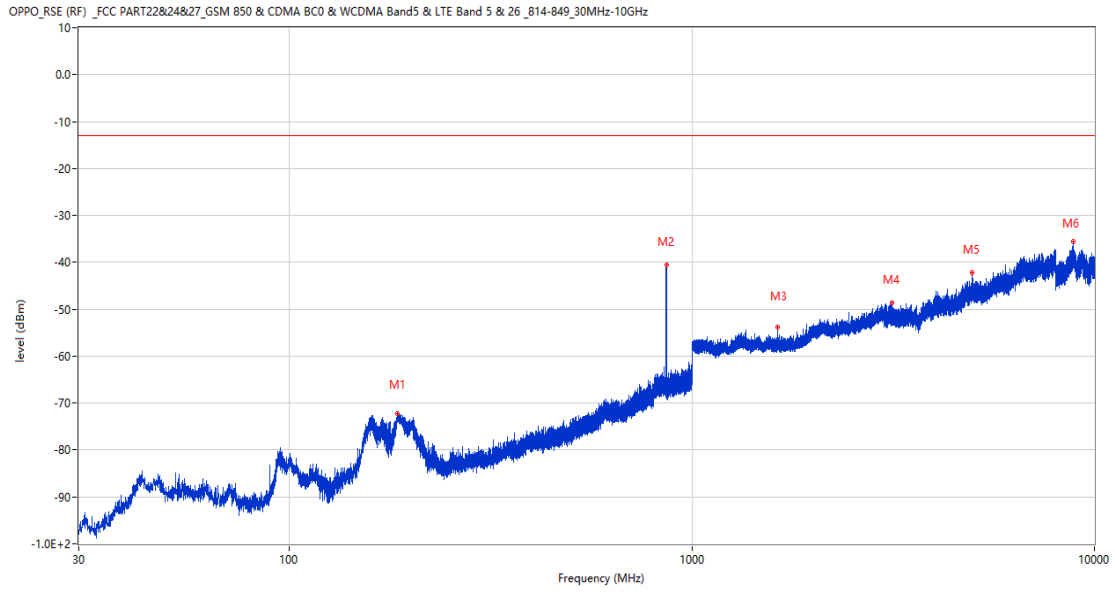
15.2 LTE Band 26 (Part90) BW3, Middle Channel

RSE-H&H LTE Band 26 (Part90) BW3 CH26740



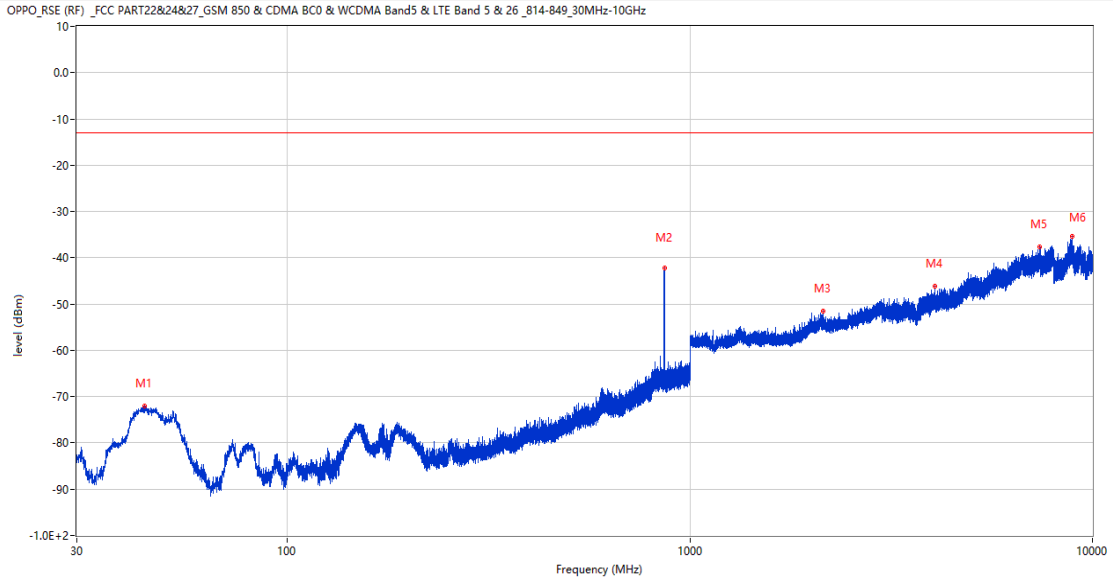
Frequency (MHz)	Result (dBm)	Factor (dB)	PK Limit (dBm)	Over Limit (dB)	Table (o)	ANT	EUT	Verdict
817.834	-59.02	6.82	-13.0	-46.02	283.00	Horizontal	Horizontal	N/A
864.346	-40.66	6.27	-13.0	-27.66	248.00	Horizontal	Horizontal	N/A
2164.300	-51.29	-0.24	-13.0	-38.29	104.00	Horizontal	Horizontal	Pass
4782.250	-43.93	12.89	-13.0	-30.93	317.00	Horizontal	Horizontal	Pass
6671.000	-38.51	16.57	-13.0	-25.51	327.00	Horizontal	Horizontal	Pass
8851.800	-36.18	20.34	-13.0	-23.18	111.00	Horizontal	Horizontal	Pass

RSE-H&V LTE Band 26 (Part90) BW3 CH26740



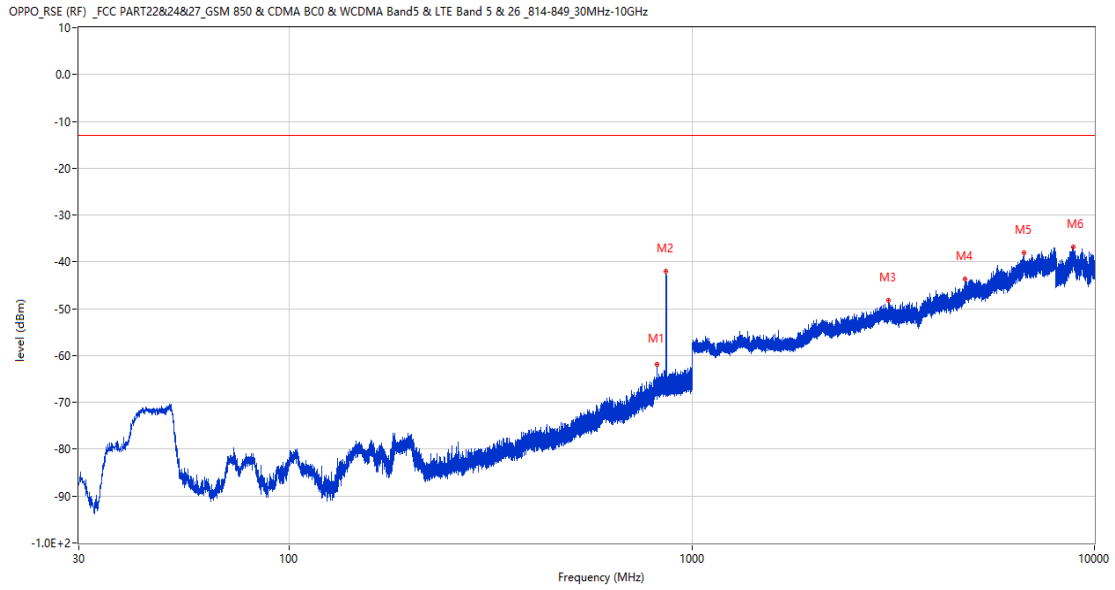
Frequency (MHz)	Result (dBm)	Factor (dB)	PK Limit (dBm)	Over Limit (dB)	Table (o)	ANT	EUT	Verdict
185.831	-72.18	-15.19	-13.0	-59.18	69.00	Horizontal	Vertical	Pass
864.879	-40.48	6.23	-13.0	-27.48	60.00	Horizontal	Vertical	N/A
1636.100	-53.90	-3.77	-13.0	-40.90	180.00	Horizontal	Vertical	Pass
3147.750	-48.69	5.98	-13.0	-35.69	178.00	Horizontal	Vertical	Pass
4973.750	-42.19	13.48	-13.0	-29.19	82.00	Horizontal	Vertical	Pass
8853.701	-35.47	20.31	-13.0	-22.47	160.00	Horizontal	Vertical	Pass

RSE-V&V LTE Band 26 (Part90) BW3 CH26740



Frequency (MHz)	Result (dBm)	Factor (dB)	PK Limit (dBm)	Over Limit (dB)	Table (o)	ANT	EUT	Verdict
44.162	-71.98	-16.60	-13.0	-58.98	311.00	Vertical	Vertical	Pass
864.297	-42.12	6.27	-13.0	-29.12	144.00	Vertical	Vertical	N/A
2137.800	-51.50	-0.23	-13.0	-38.50	109.00	Vertical	Vertical	Pass
4066.500	-46.14	10.33	-13.0	-33.14	286.00	Vertical	Vertical	Pass
7398.250	-37.66	17.70	-13.0	-24.66	286.00	Vertical	Vertical	Pass
8885.500	-35.43	19.93	-13.0	-22.43	234.00	Vertical	Vertical	Pass

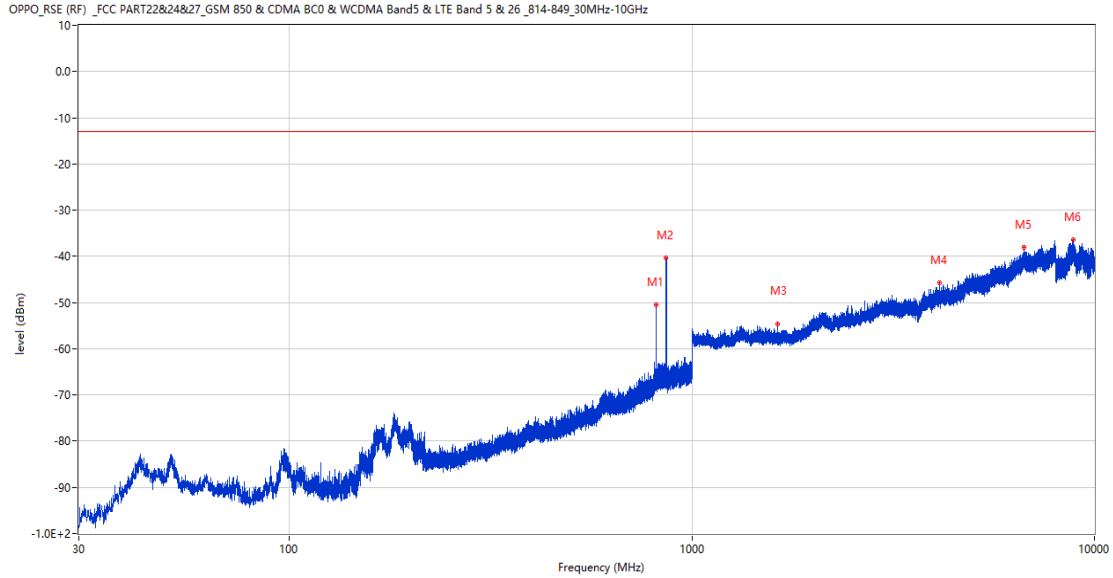
RSE-V&H LTE Band 26 (Part90) BW3 CH26740



Frequency (MHz)	Result (dBm)	Factor (dB)	PK Limit (dBm)	Over Limit (dB)	Table (o)	ANT	EUT	Verdict
817.834	-61.97	6.82	-13.0	-48.97	314.00	Vertical	Horizontal	N/A
863.279	-42.00	6.23	-13.0	-29.00	1.00	Vertical	Horizontal	N/A
3077.500	-48.20	6.59	-13.0	-35.20	153.00	Vertical	Horizontal	Pass
4759.250	-43.73	11.39	-13.0	-30.73	54.00	Vertical	Horizontal	Pass
6694.250	-38.03	16.97	-13.0	-25.03	133.00	Vertical	Horizontal	Pass
8857.099	-36.80	20.27	-13.0	-23.80	39.00	Vertical	Horizontal	Pass

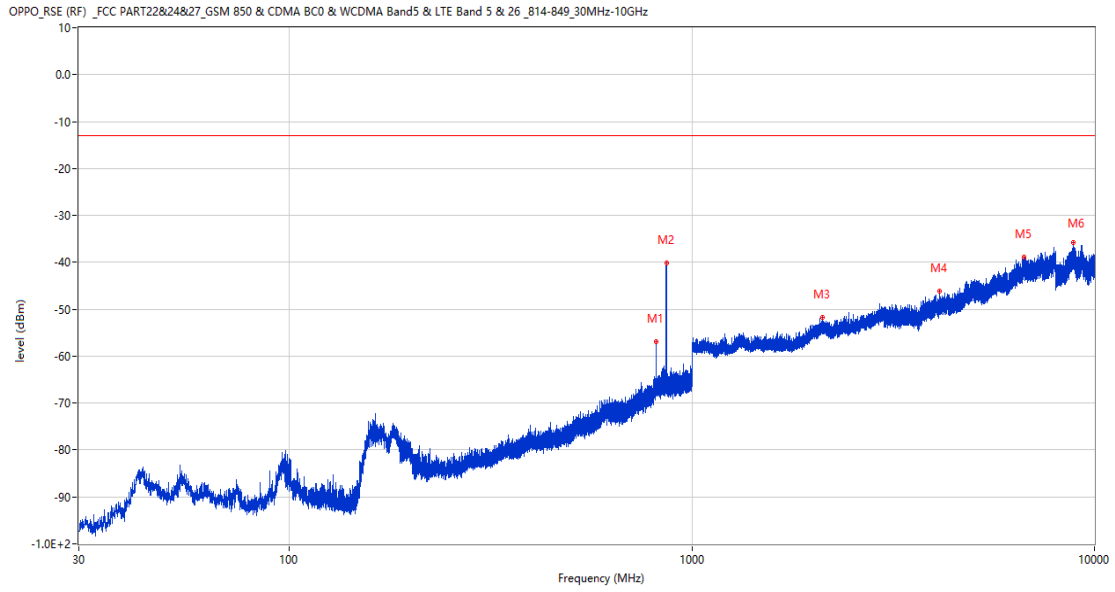
15.3 LTE Band 26 (Part90) BW5, Middle Channel

RSE-H&H LTE Band 26 (Part90) BW5 CH26740



Frequency (MHz)	Result (dBm)	Factor (dB)	PK Limit (dBm)	Over Limit (dB)	Table (o)	ANT	EUT	Verdict
816.912	-50.48	6.81	-13.0	-37.48	291.00	Horizontal	Horizontal	N/A
863.036	-40.36	6.24	-13.0	-27.36	282.00	Horizontal	Horizontal	N/A
1634.400	-54.70	-3.86	-13.0	-41.70	179.00	Horizontal	Horizontal	Pass
4122.500	-45.82	9.62	-13.0	-32.82	177.00	Horizontal	Horizontal	Pass
6668.250	-38.15	16.57	-13.0	-25.15	316.00	Horizontal	Horizontal	Pass
8868.901	-36.32	20.13	-13.0	-23.32	360.00	Horizontal	Horizontal	Pass

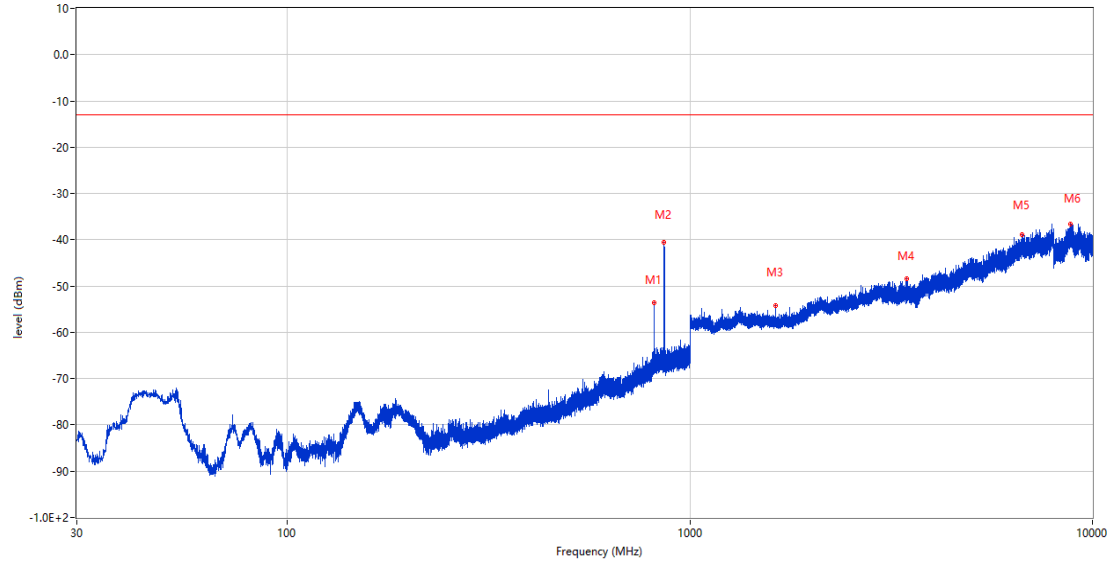
RSE-H&V LTE Band 26 (Part90) BW5 CH26740



Frequency (MHz)	Result (dBm)	Factor (dB)	PK Limit (dBm)	Over Limit (dB)	Table (o)	ANT	EUT	Verdict
816.912	-56.98	6.81	-13.0	-43.98	173.00	Horizontal	Vertical	N/A
863.909	-40.17	6.23	-13.0	-27.17	63.00	Horizontal	Vertical	N/A
2108.000	-51.79	0.31	-13.0	-38.79	117.00	Horizontal	Vertical	Pass
4130.000	-46.10	9.50	-13.0	-33.10	359.00	Horizontal	Vertical	Pass
6686.500	-38.94	17.04	-13.0	-25.94	156.00	Horizontal	Vertical	Pass
8853.701	-35.80	20.31	-13.0	-22.80	1.00	Horizontal	Vertical	Pass

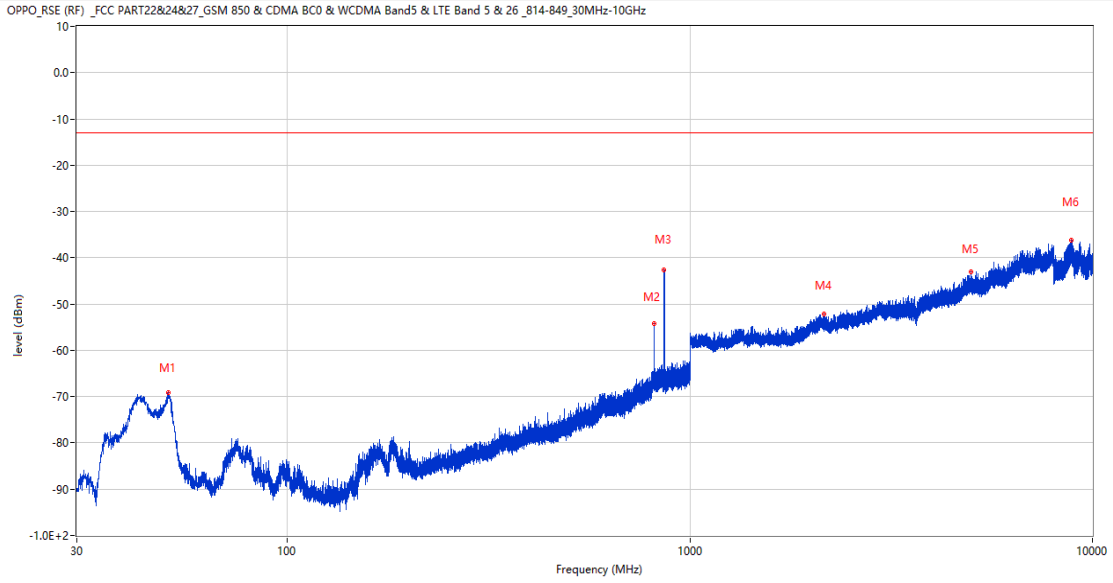
RSE-V&V LTE Band 26 (Part90) BW5 CH26740

OPPO_RSE (RF) _FCC PART22&24&27_GSM 850 & CDMA BC0 & WCDMA Bands5 & LTE Band 5 & 26_814-849_30MHz-10GHz



Frequency (MHz)	Result (dBm)	Factor (dB)	PK Limit (dBm)	Over Limit (dB)	Table (o)	ANT	EUT	Verdict
816.912	-53.61	6.81	-13.0	-40.61	166.00	Vertical	Vertical	N/A
863.327	-40.52	6.22	-13.0	-27.52	144.00	Vertical	Vertical	N/A
1634.800	-54.24	-3.84	-13.0	-41.24	110.00	Vertical	Vertical	Pass
3460.250	-48.37	6.96	-13.0	-35.37	145.00	Vertical	Vertical	Pass
6685.000	-38.87	17.01	-13.0	-25.87	134.00	Vertical	Vertical	Pass
8837.800	-36.56	20.16	-13.0	-23.56	145.00	Vertical	Vertical	Pass

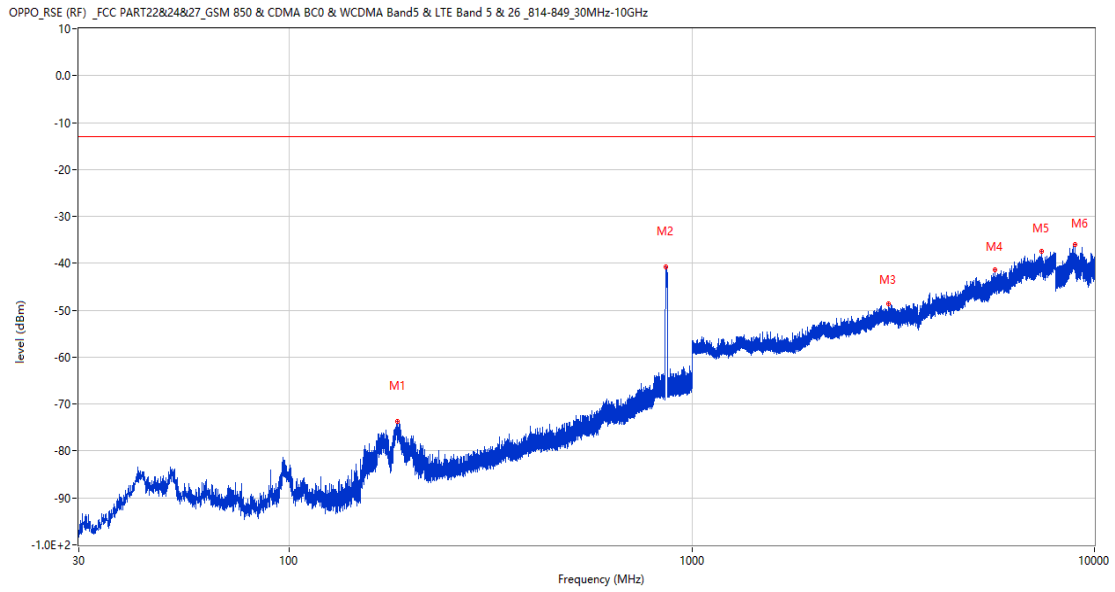
RSE-V&H LTE Band 26 (Part90) BW5 CH26740



Frequency (MHz)	Result (dBm)	Factor (dB)	PK Limit (dBm)	Over Limit (dB)	Table (o)	ANT	EUT	Verdict
50.612	-69.19	-16.21	-13.0	-56.19	121.00	Vertical	Horizontal	Pass
816.864	-54.20	6.81	-13.0	-41.20	316.00	Vertical	Horizontal	N/A
863.084	-42.67	6.24	-13.0	-29.67	2.00	Vertical	Horizontal	N/A
2148.900	-52.21	0.03	-13.0	-39.21	212.00	Vertical	Horizontal	Pass
4984.000	-43.13	13.26	-13.0	-30.13	1.00	Vertical	Horizontal	Pass
8858.200	-36.20	20.26	-13.0	-23.20	360.00	Vertical	Horizontal	Pass

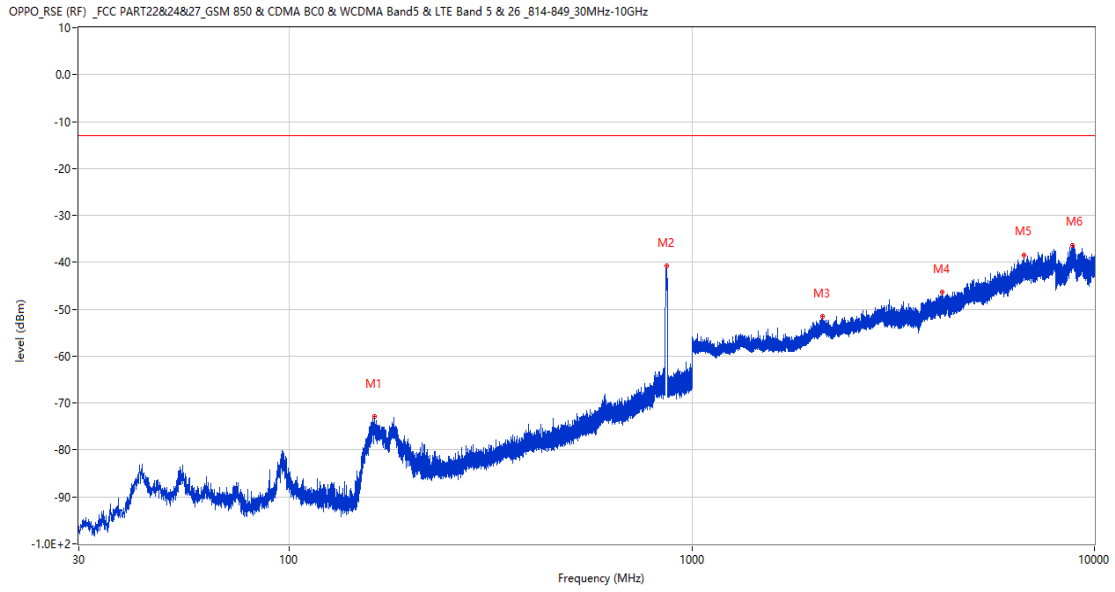
15.4 LTE Band 26 (Part90) BW10, Middle Channel

RSE-H&H LTE Band 26 (Part90) BW10 CH26740



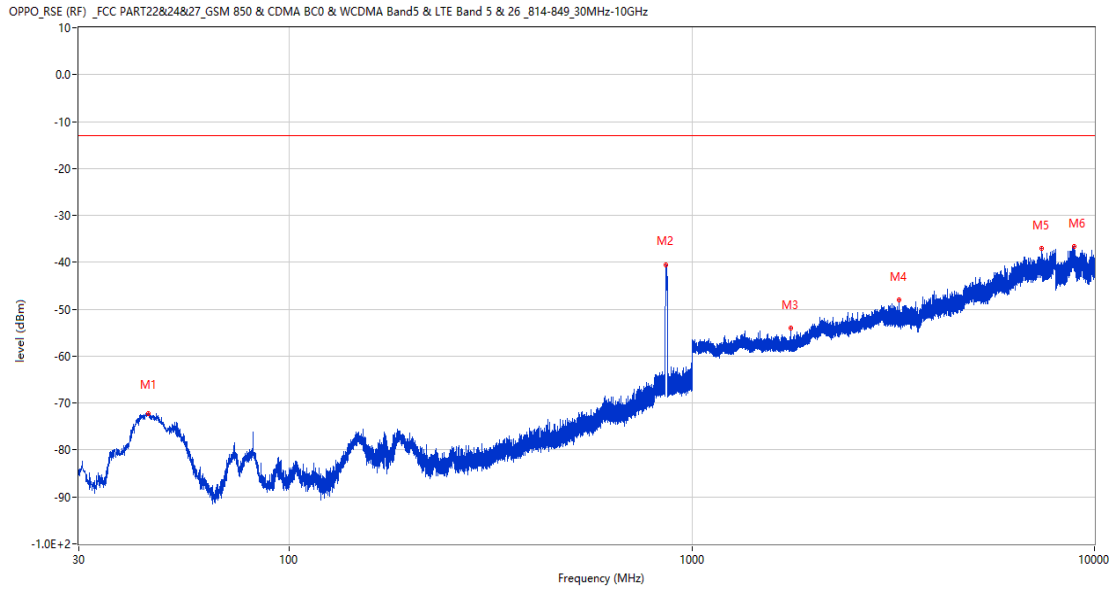
Frequency (MHz)	Result (dBm)	Factor (dB)	PK Limit (dBm)	Over Limit (dB)	Table (o)	ANT	EUT	Verdict
185.540	-73.61	-15.16	-13.0	-60.61	57.00	Horizontal	Horizontal	Pass
861.727	-40.67	6.27	-13.0	-27.67	283.00	Horizontal	Horizontal	N/A
3080.500	-48.64	6.86	-13.0	-35.64	252.00	Horizontal	Horizontal	Pass
5673.000	-41.27	13.50	-13.0	-28.27	10.00	Horizontal	Horizontal	Pass
7398.500	-37.46	17.71	-13.0	-24.46	238.00	Horizontal	Horizontal	Pass
8953.700	-36.05	19.32	-13.0	-23.05	256.00	Horizontal	Horizontal	Pass

RSE-H&V LTE Band 26 (Part90) BW10 CH26740



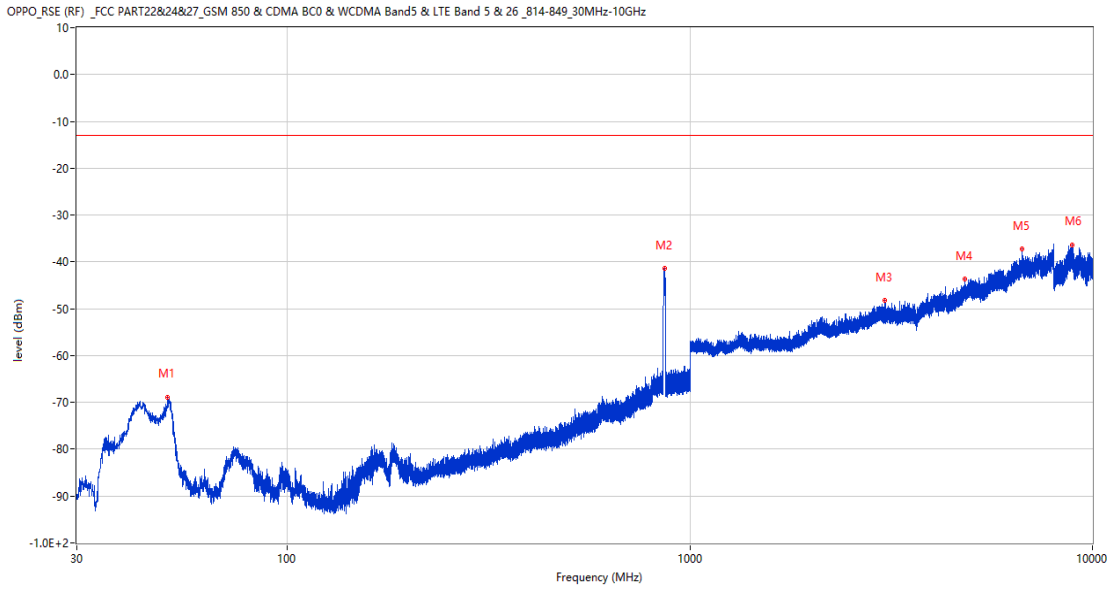
Frequency (MHz)	Result (dBm)	Factor (dB)	PK Limit (dBm)	Over Limit (dB)	Table (o)	ANT	EUT	Verdict
162.939	-72.92	-16.47	-13.0	-59.92	59.00	Horizontal	Vertical	Pass
864.200	-40.71	6.26	-13.0	-27.71	46.00	Horizontal	Vertical	N/A
2111.700	-51.44	0.27	-13.0	-38.44	347.00	Horizontal	Vertical	Pass
4186.750	-46.43	10.20	-13.0	-33.43	360.00	Horizontal	Vertical	Pass
6673.750	-38.38	16.69	-13.0	-25.38	328.00	Horizontal	Vertical	Pass
8832.300	-36.41	20.07	-13.0	-23.41	189.00	Horizontal	Vertical	Pass

RSE-V&V LTE Band 26 (Part90) BW10 CH26740



Frequency (MHz)	Result (dBm)	Factor (dB)	PK Limit (dBm)	Over Limit (dB)	Table (o)	ANT	EUT	Verdict
44.599	-72.16	-16.90	-13.0	-59.16	68.00	Vertical	Vertical	Pass
860.805	-40.45	6.25	-13.0	-27.45	146.00	Vertical	Vertical	N/A
1763.300	-54.07	-3.63	-13.0	-41.07	320.00	Vertical	Vertical	Pass
3263.750	-48.10	6.21	-13.0	-35.10	338.00	Vertical	Vertical	Pass
7396.250	-37.09	17.76	-13.0	-24.09	263.00	Vertical	Vertical	Pass
8928.000	-36.54	19.57	-13.0	-23.54	321.00	Vertical	Vertical	Pass

RSE-V&H LTE Band 26 (Part90) BW10 CH26740

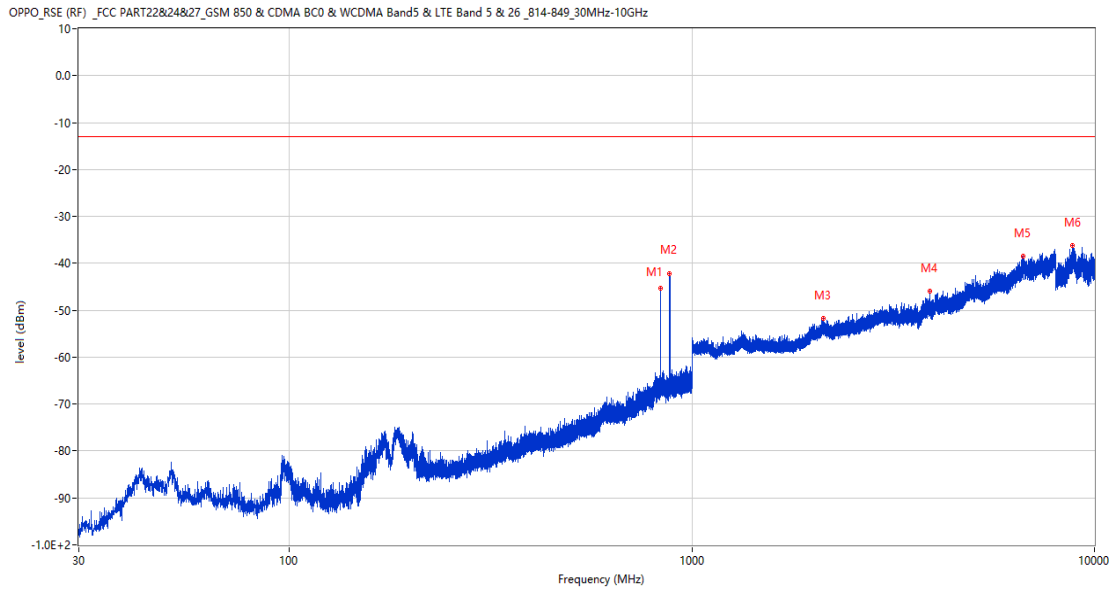


Frequency (MHz)	Result (dBm)	Factor (dB)	PK Limit (dBm)	Over Limit (dB)	Table (o)	ANT	EUT	Verdict
50.467	-68.84	-16.17	-13.0	-55.84	159.00	Vertical	Horizontal	Pass
864.006	-41.34	6.24	-13.0	-28.34	0.00	Vertical	Horizontal	N/A
3044.500	-48.23	7.00	-13.0	-35.23	267.00	Vertical	Horizontal	Pass
4818.250	-43.68	12.92	-13.0	-30.68	347.00	Vertical	Horizontal	Pass
6688.000	-37.28	17.03	-13.0	-24.28	109.00	Vertical	Horizontal	Pass
8902.300	-36.42	19.74	-13.0	-23.42	0.00	Vertical	Horizontal	Pass

16 LTE Band 26 (Part22)

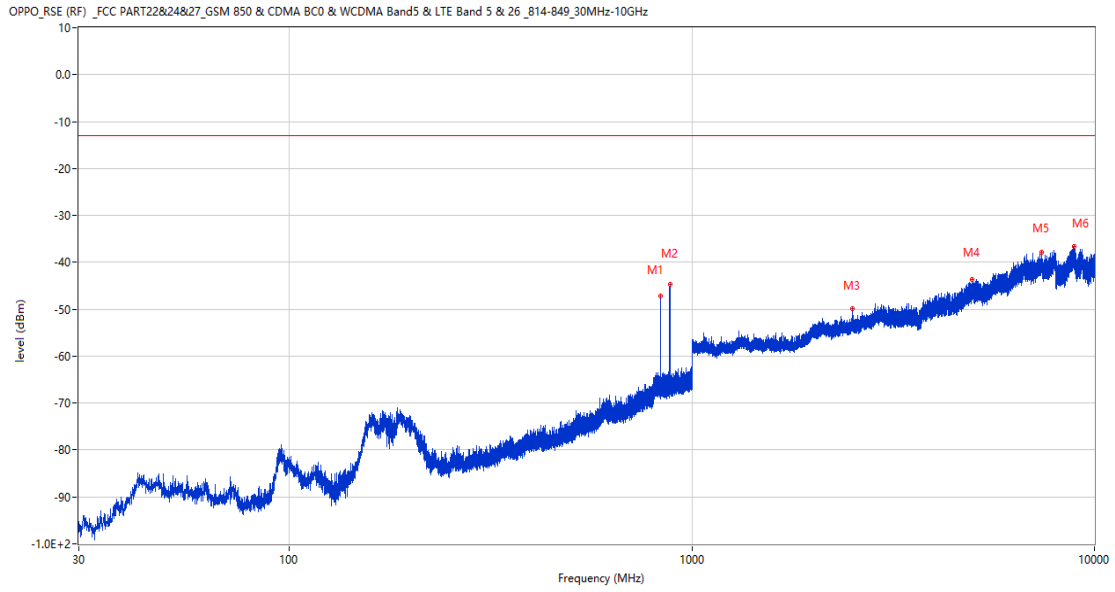
16.1 LTE Band 26 (Part22) BW1.4, Middle Channel

RSE-H&H LTE Band 26 (Part22) BW1.4 CH26915



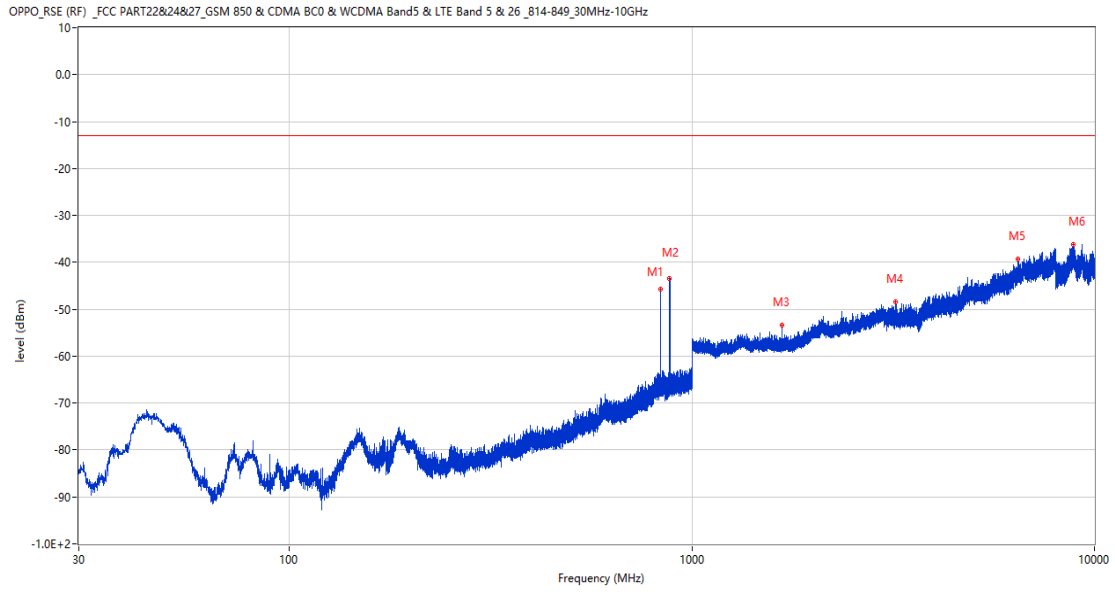
Frequency (MHz)	Result (dBm)	Factor (dB)	PK Limit (dBm)	Over Limit (dB)	Table (o)	ANT	EUT	Verdict
836.070	-45.32	7.12	-13.0	-32.32	293.00	Horizontal	Horizontal	N/A
881.030	-42.10	6.74	-13.0	-29.10	220.00	Horizontal	Horizontal	N/A
2119.700	-51.82	-0.06	-13.0	-38.82	54.00	Horizontal	Horizontal	Pass
3897.250	-46.00	10.27	-13.0	-33.00	297.00	Horizontal	Horizontal	Pass
6640.750	-38.48	16.11	-13.0	-25.48	64.00	Horizontal	Horizontal	Pass
8821.800	-36.23	19.90	-13.0	-23.23	227.00	Horizontal	Horizontal	Pass

RSE-H&V LTE Band 26 (Part22) BW1.4 CH26915



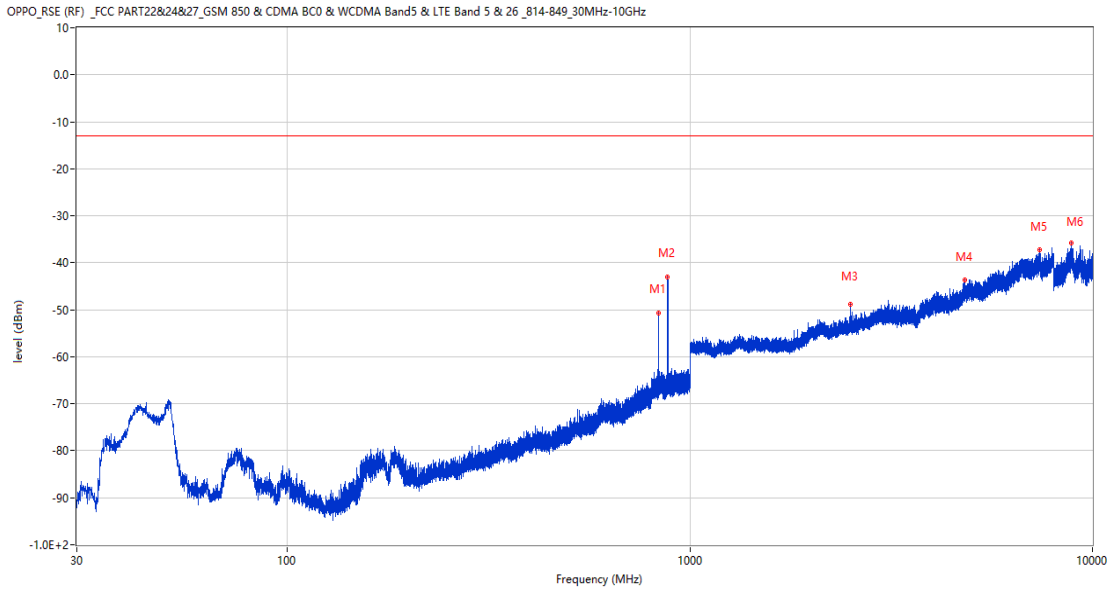
Frequency (MHz)	Result (dBm)	Factor (dB)	PK Limit (dBm)	Over Limit (dB)	Table (o)	ANT	EUT	Verdict
836.022	-47.19	7.12	-13.0	-34.19	163.00	Horizontal	Vertical	N/A
881.951	-44.78	6.77	-13.0	-31.78	232.00	Horizontal	Vertical	N/A
2509.200	-49.80	1.50	-13.0	-36.80	148.00	Horizontal	Vertical	Pass
4970.000	-43.76	13.49	-13.0	-30.76	326.00	Horizontal	Vertical	Pass
7401.750	-37.95	17.82	-13.0	-24.95	230.00	Horizontal	Vertical	Pass
8918.799	-36.62	19.63	-13.0	-23.62	233.00	Horizontal	Vertical	Pass

RSE-V&V LTE Band 26 (Part22) BW1.4 CH26915



Frequency (MHz)	Result (dBm)	Factor (dB)	PK Limit (dBm)	Over Limit (dB)	Table (o)	ANT	EUT	Verdict
836.022	-45.81	7.12	-13.0	-32.81	162.00	Vertical	Vertical	N/A
881.272	-43.34	6.74	-13.0	-30.34	244.00	Vertical	Vertical	N/A
1673.200	-53.42	-3.65	-13.0	-40.42	305.00	Vertical	Vertical	Pass
3208.750	-48.50	6.03	-13.0	-35.50	0.00	Vertical	Vertical	Pass
6449.500	-39.29	16.80	-13.0	-26.29	306.00	Vertical	Vertical	Pass
8882.300	-36.09	19.97	-13.0	-23.09	33.00	Vertical	Vertical	Pass

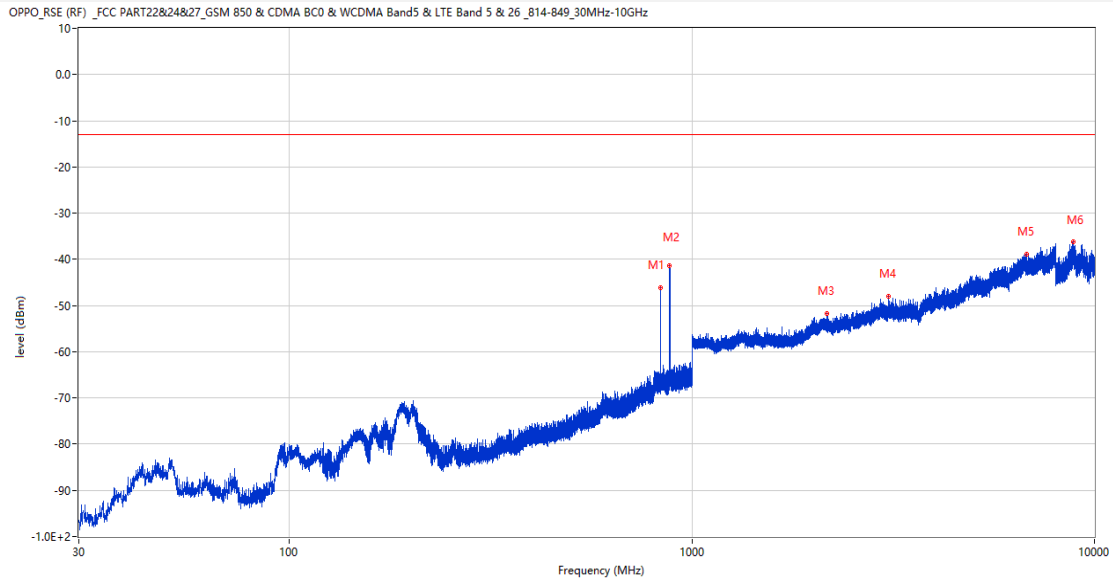
RSE-V&H LTE Band 26 (Part22) BW1.4 CH26915



Frequency (MHz)	Result (dBm)	Factor (dB)	PK Limit (dBm)	Over Limit (dB)	Table (o)	ANT	EUT	Verdict
836.022	-50.62	7.12	-13.0	-37.62	319.00	Vertical	Horizontal	N/A
881.321	-42.93	6.74	-13.0	-29.93	7.00	Vertical	Horizontal	N/A
2509.100	-48.80	1.52	-13.0	-35.80	51.00	Vertical	Horizontal	Pass
4827.500	-43.67	12.65	-13.0	-30.67	231.00	Vertical	Horizontal	Pass
7410.000	-37.28	18.08	-13.0	-24.28	202.00	Vertical	Horizontal	Pass
8848.201	-35.79	20.33	-13.0	-22.79	126.00	Vertical	Horizontal	Pass

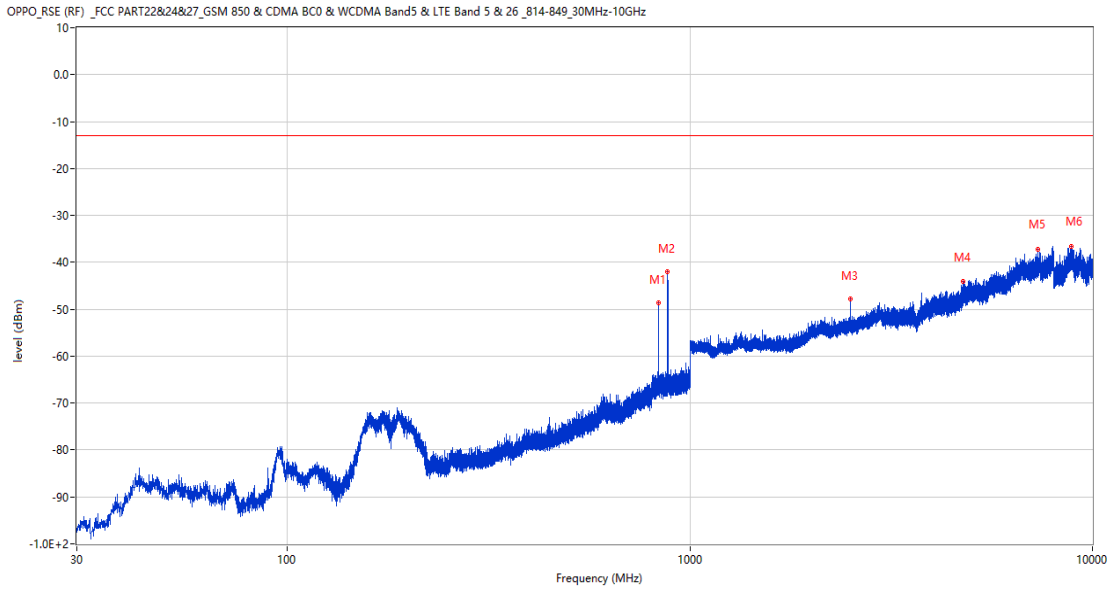
16.2 LTE Band 26 (Part22) BW3, Middle Channel

RSE-H&H LTE Band 26 (Part22) BW3 CH26915



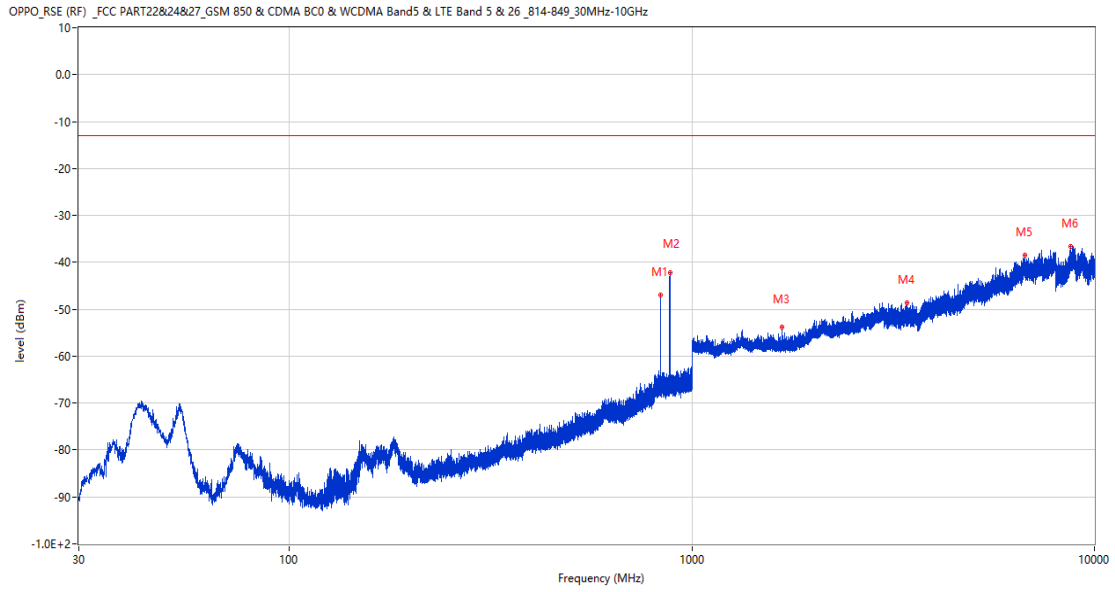
Frequency (MHz)	Result (dBm)	Factor (dB)	PK Limit (dBm)	Over Limit (dB)	Table (o)	ANT	EUT	Verdict
835.246	-46.20	7.10	-13.0	-33.20	296.00	Horizontal	Horizontal	N/A
880.690	-41.37	6.73	-13.0	-28.37	231.00	Horizontal	Horizontal	N/A
2159.800	-51.80	-0.39	-13.0	-38.80	298.00	Horizontal	Horizontal	Pass
3082.000	-48.07	6.91	-13.0	-35.07	297.00	Horizontal	Horizontal	Pass
6772.000	-38.93	16.12	-13.0	-25.93	342.00	Horizontal	Horizontal	Pass
8852.700	-36.12	20.33	-13.0	-23.12	356.00	Horizontal	Horizontal	Pass

RSE-H&V LTE Band 26 (Part22) BW3 CH26915



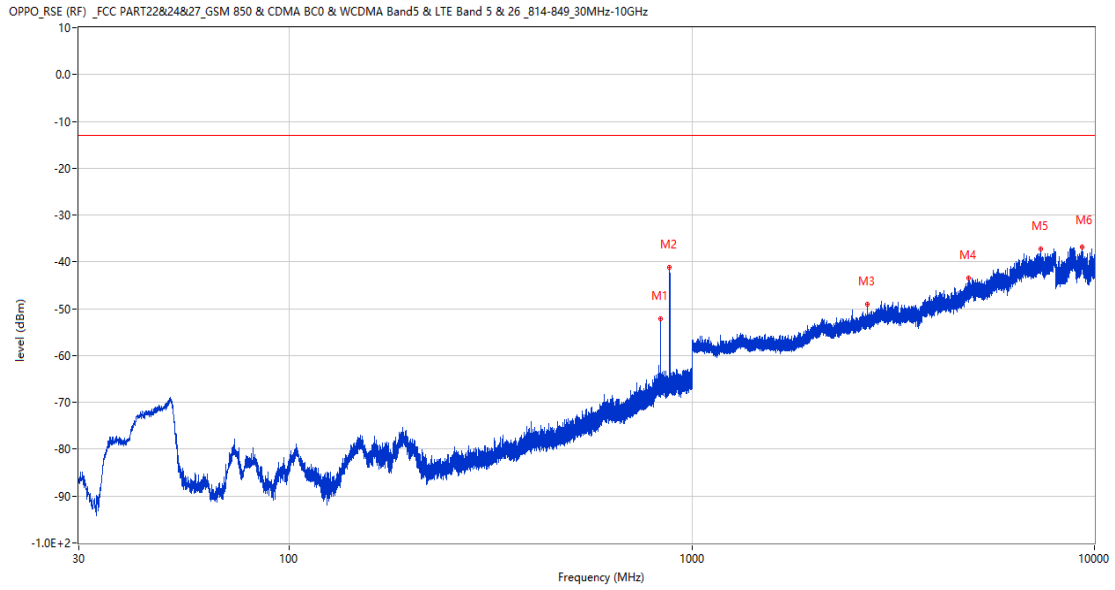
Frequency (MHz)	Result (dBm)	Factor (dB)	PK Limit (dBm)	Over Limit (dB)	Table (o)	ANT	EUT	Verdict
835.246	-48.67	7.10	-13.0	-35.67	167.00	Horizontal	Vertical	N/A
880.932	-42.08	6.73	-13.0	-29.08	240.00	Horizontal	Vertical	N/A
2506.500	-47.88	1.76	-13.0	-34.88	148.00	Horizontal	Vertical	Pass
4782.750	-44.11	12.93	-13.0	-31.11	284.00	Horizontal	Vertical	Pass
7313.750	-37.20	17.06	-13.0	-24.20	209.00	Horizontal	Vertical	Pass
8849.299	-36.59	20.35	-13.0	-23.59	159.00	Horizontal	Vertical	Pass

RSE-V&V LTE Band 26 (Part22) BW3 CH26915



Frequency (MHz)	Result (dBm)	Factor (dB)	PK Limit (dBm)	Over Limit (dB)	Table (o)	ANT	EUT	Verdict
835.294	-47.06	7.11	-13.0	-34.06	161.00	Vertical	Vertical	N/A
881.708	-42.24	6.76	-13.0	-29.24	234.00	Vertical	Vertical	N/A
1671.500	-53.78	-3.75	-13.0	-40.78	321.00	Vertical	Vertical	Pass
3420.750	-48.54	6.94	-13.0	-35.54	349.00	Vertical	Vertical	Pass
6713.500	-38.50	16.64	-13.0	-25.50	49.00	Vertical	Vertical	Pass
8725.599	-36.69	19.12	-13.0	-23.69	277.00	Vertical	Vertical	Pass

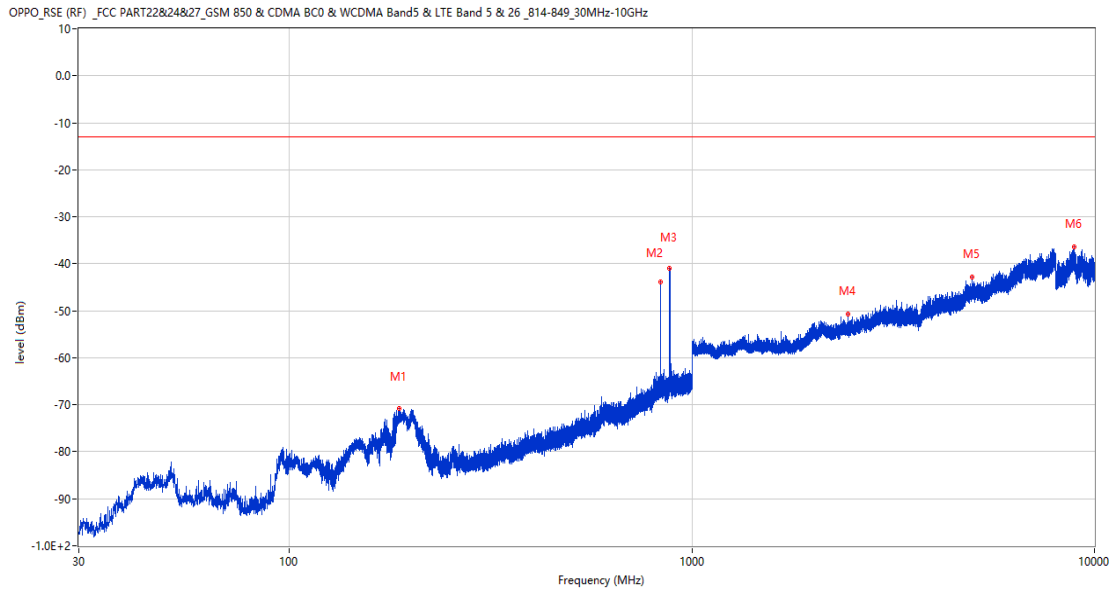
RSE-V&H LTE Band 26 (Part22) BW3 CH26915



Frequency (MHz)	Result (dBm)	Factor (dB)	PK Limit (dBm)	Over Limit (dB)	Table (o)	ANT	EUT	Verdict
835.246	-52.10	7.10	-13.0	-39.10	321.00	Vertical	Horizontal	N/A
881.272	-41.21	6.74	-13.0	-28.21	9.00	Vertical	Horizontal	N/A
2727.800	-48.98	2.51	-13.0	-35.98	119.00	Vertical	Horizontal	Pass
4880.250	-43.42	12.64	-13.0	-30.42	322.00	Vertical	Horizontal	Pass
7362.250	-37.16	17.21	-13.0	-24.16	1.00	Vertical	Horizontal	Pass
9308.701	-36.73	19.68	-13.0	-23.73	329.00	Vertical	Horizontal	Pass

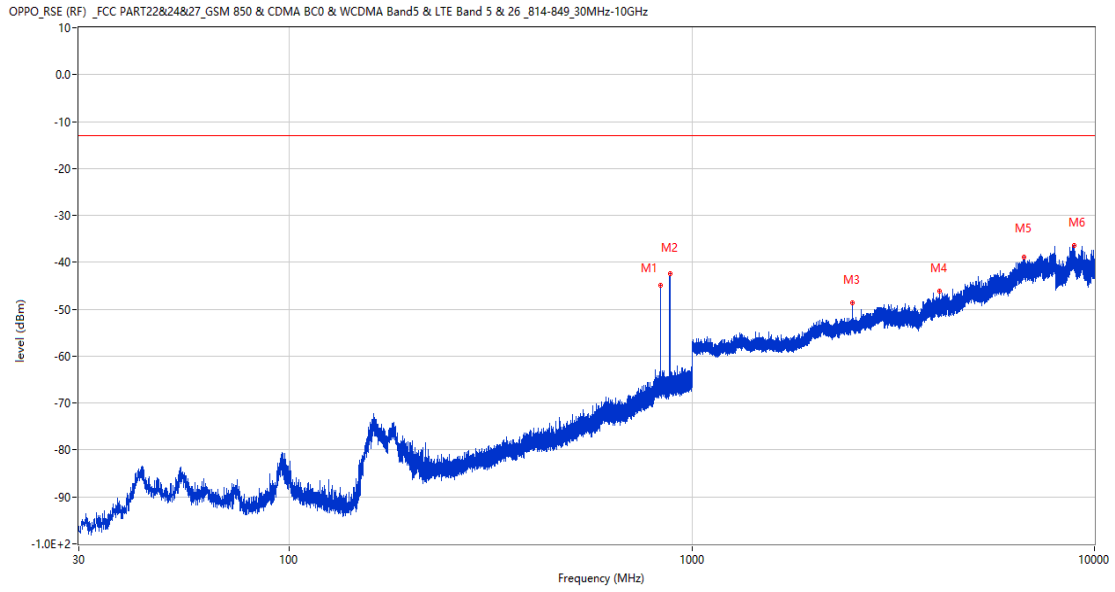
16.3 LTE Band 26 (Part22) BW5, Middle Channel

RSE-H&H LTE Band 26 (Part22) BW5 CH26915



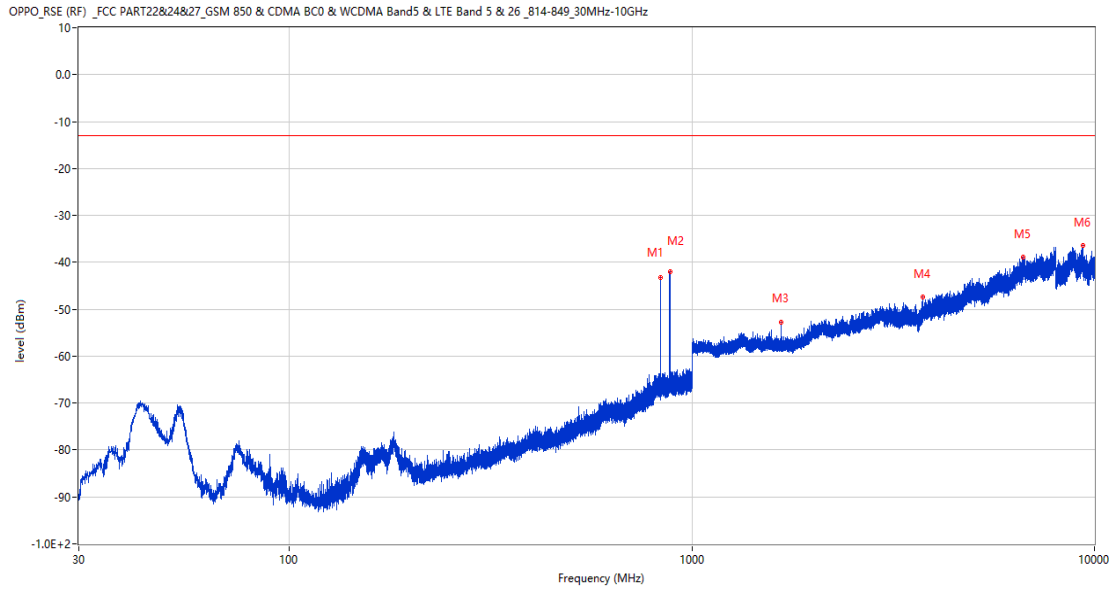
Frequency (MHz)	Result (dBm)	Factor (dB)	PK Limit (dBm)	Over Limit (dB)	Table (o)	ANT	EUT	Verdict
187.673	-70.70	-15.08	-13.0	-57.70	31.00	Horizontal	Horizontal	Pass
834.276	-43.83	7.09	-13.0	-30.83	299.00	Horizontal	Horizontal	N/A
879.429	-40.93	6.55	-13.0	-27.93	245.00	Horizontal	Horizontal	N/A
2442.800	-50.64	0.28	-13.0	-37.64	167.00	Horizontal	Horizontal	Pass
4975.500	-42.74	13.47	-13.0	-29.74	107.00	Horizontal	Horizontal	Pass
8922.500	-36.45	19.61	-13.0	-23.45	83.00	Horizontal	Horizontal	Pass

RSE-H&V LTE Band 26 (Part22) BW5 CH26915



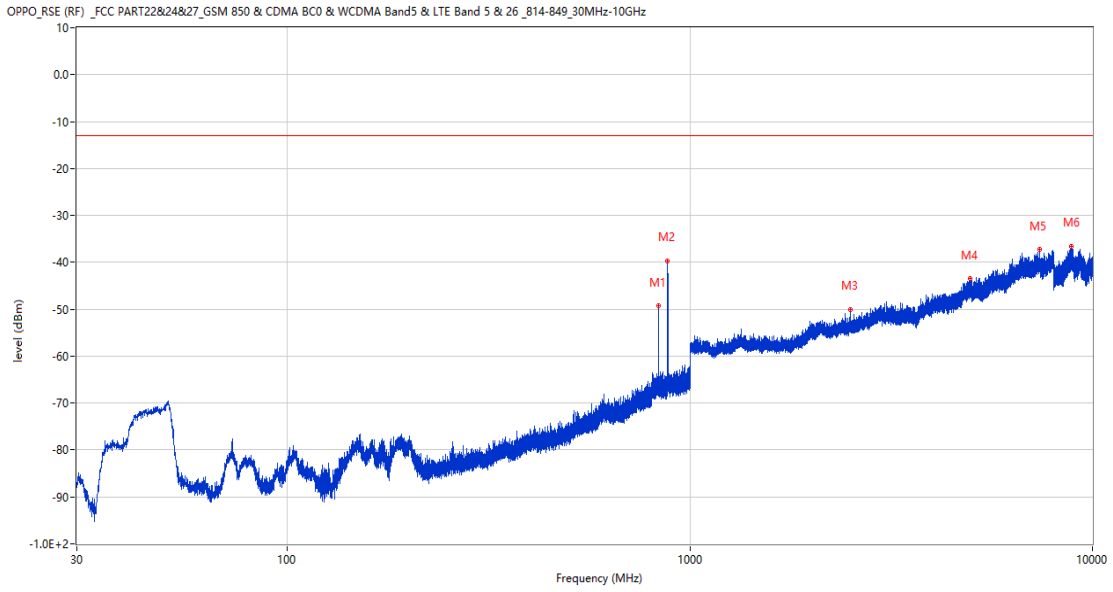
Frequency (MHz)	Result (dBm)	Factor (dB)	PK Limit (dBm)	Over Limit (dB)	Table (o)	ANT	EUT	Verdict
834.324	-44.83	7.09	-13.0	-31.83	162.00	Horizontal	Vertical	N/A
883.212	-42.43	6.92	-13.0	-29.43	14.00	Horizontal	Vertical	N/A
2504.100	-48.66	1.97	-13.0	-35.66	141.00	Horizontal	Vertical	Pass
4123.500	-46.19	9.66	-13.0	-33.19	327.00	Horizontal	Vertical	Pass
6689.000	-38.98	17.06	-13.0	-25.98	295.00	Horizontal	Vertical	Pass
8917.701	-36.33	19.64	-13.0	-23.33	247.00	Horizontal	Vertical	Pass

RSE-V&V LTE Band 26 (Part22) BW5 CH26915



Frequency (MHz)	Result (dBm)	Factor (dB)	PK Limit (dBm)	Over Limit (dB)	Table (o)	ANT	EUT	Verdict
834.324	-43.20	7.09	-13.0	-30.20	159.00	Vertical	Vertical	N/A
881.999	-42.01	6.77	-13.0	-29.01	232.00	Vertical	Vertical	N/A
1669.700	-52.81	-3.81	-13.0	-39.81	309.00	Vertical	Vertical	Pass
3748.250	-47.30	9.42	-13.0	-34.30	83.00	Vertical	Vertical	Pass
6668.000	-38.95	16.53	-13.0	-25.95	360.00	Vertical	Vertical	Pass
9345.299	-36.40	19.18	-13.0	-23.40	262.00	Vertical	Vertical	Pass

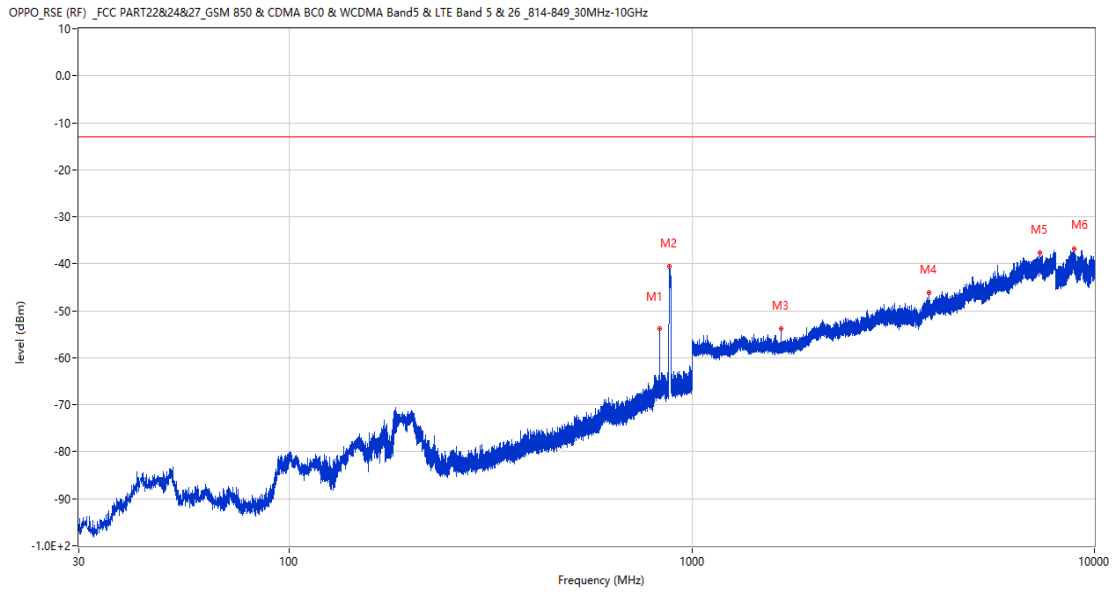
RSE-V&H LTE Band 26 (Part22) BW5 CH26915



Frequency (MHz)	Result (dBm)	Factor (dB)	PK Limit (dBm)	Over Limit (dB)	Table (o)	ANT	EUT	Verdict
834.276	-49.25	7.09	-13.0	-36.25	316.00	Vertical	Horizontal	N/A
879.623	-39.63	6.56	-13.0	-26.63	5.00	Vertical	Horizontal	N/A
2503.900	-49.98	1.99	-13.0	-36.98	46.00	Vertical	Horizontal	Pass
4974.000	-43.35	13.47	-13.0	-30.35	237.00	Vertical	Horizontal	Pass
7398.750	-37.33	17.75	-13.0	-24.33	287.00	Vertical	Horizontal	Pass
8853.401	-36.62	20.32	-13.0	-23.62	140.00	Vertical	Horizontal	Pass

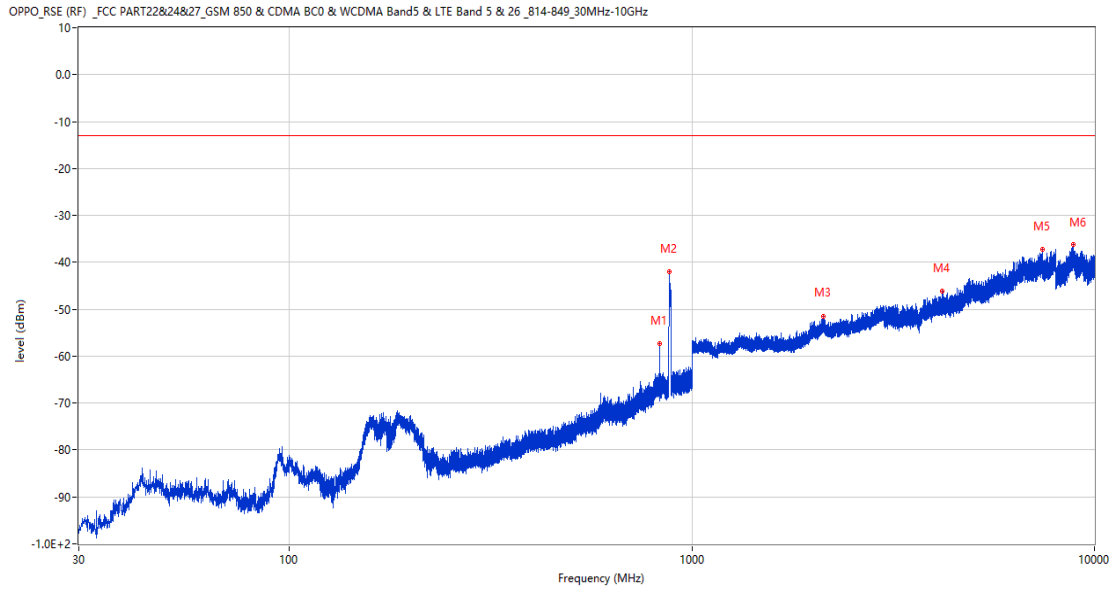
16.4 LTE Band 26 (Part22) BW10, Middle Channel

RSE-H&H LTE Band 26 (Part22) BW10 CH26915



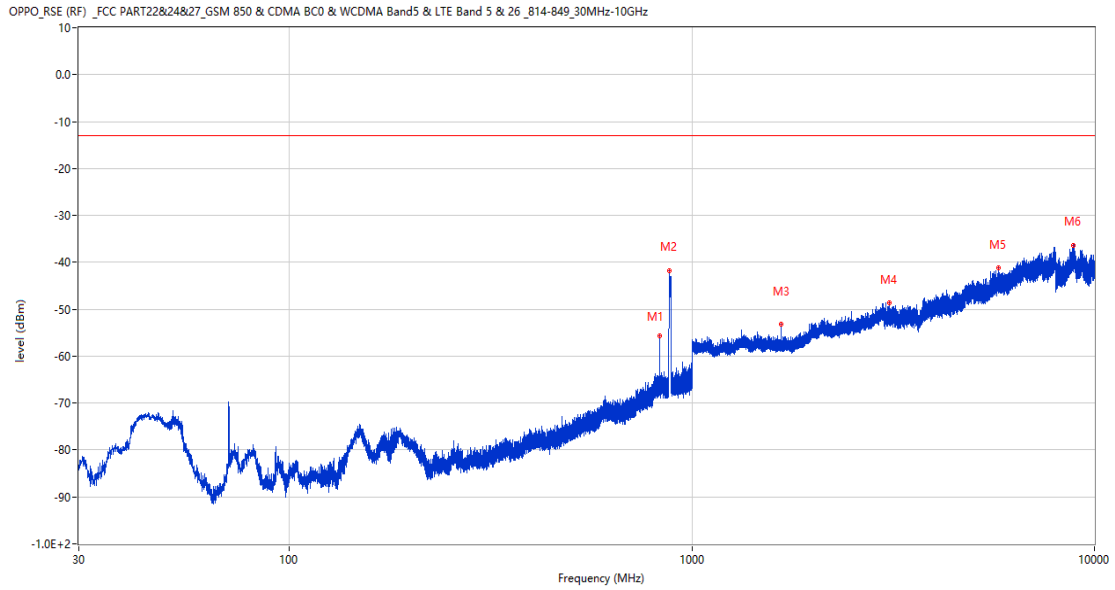
Frequency (MHz)	Result (dBm)	Factor (dB)	PK Limit (dBm)	Over Limit (dB)	Table (o)	ANT	EUT	Verdict
832.142	-53.87	7.05	-13.0	-40.87	290.00	Horizontal	Horizontal	N/A
881.030	-40.59	6.74	-13.0	-27.59	234.00	Horizontal	Horizontal	N/A
1665.100	-53.86	-3.87	-13.0	-40.86	226.00	Horizontal	Horizontal	Pass
3890.500	-46.24	9.94	-13.0	-33.24	35.00	Horizontal	Horizontal	Pass
7310.250	-37.61	16.90	-13.0	-24.61	198.00	Horizontal	Horizontal	Pass
8895.100	-36.92	19.81	-13.0	-23.92	83.00	Horizontal	Horizontal	Pass

RSE-H&V LTE Band 26 (Part22) BW10 CH26915



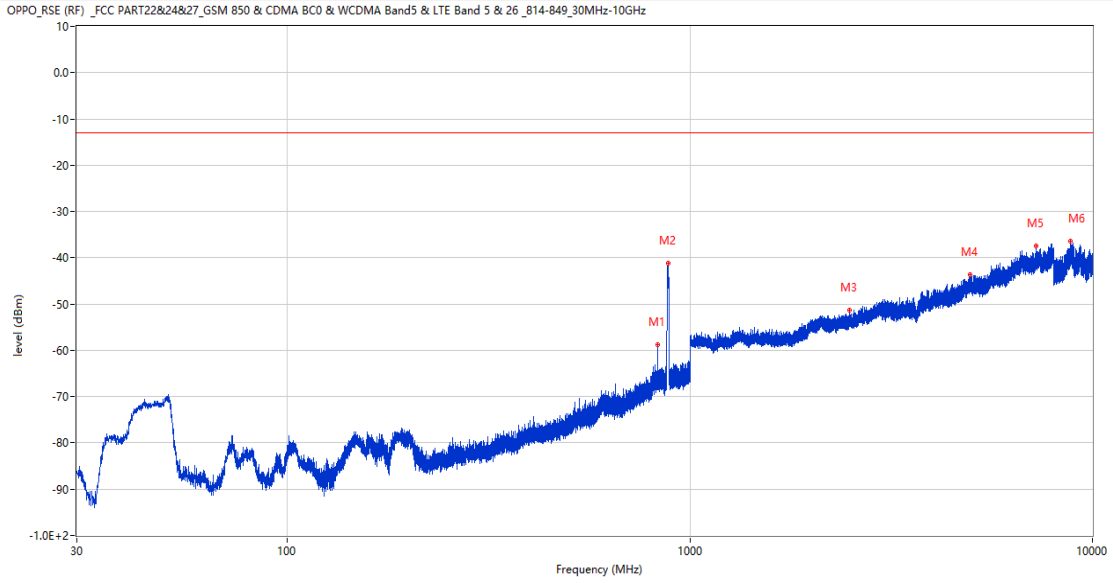
Frequency (MHz)	Result (dBm)	Factor (dB)	PK Limit (dBm)	Over Limit (dB)	Table (o)	ANT	EUT	Verdict
832.142	-57.32	7.05	-13.0	-44.32	168.00	Horizontal	Vertical	N/A
877.732	-41.99	6.48	-13.0	-28.99	62.00	Horizontal	Vertical	N/A
2116.900	-51.61	0.03	-13.0	-38.61	271.00	Horizontal	Vertical	Pass
4191.000	-46.22	10.44	-13.0	-33.22	263.00	Horizontal	Vertical	Pass
7422.000	-37.14	18.01	-13.0	-24.14	232.00	Horizontal	Vertical	Pass
8853.200	-36.20	20.32	-13.0	-23.20	307.00	Horizontal	Vertical	Pass

RSE-V&V LTE Band 26 (Part22) BW10 CH26915



Frequency (MHz)	Result (dBm)	Factor (dB)	PK Limit (dBm)	Over Limit (dB)	Table (o)	ANT	EUT	Verdict
832.093	-55.68	7.05	-13.0	-42.68	148.00	Vertical	Vertical	N/A
879.284	-41.70	6.54	-13.0	-28.70	239.00	Vertical	Vertical	N/A
1665.200	-53.14	-3.87	-13.0	-40.14	112.00	Vertical	Vertical	Pass
3100.500	-48.67	6.38	-13.0	-35.67	209.00	Vertical	Vertical	Pass
5767.250	-41.25	14.39	-13.0	-28.25	39.00	Vertical	Vertical	Pass
8850.800	-36.42	20.35	-13.0	-23.42	306.00	Vertical	Vertical	Pass

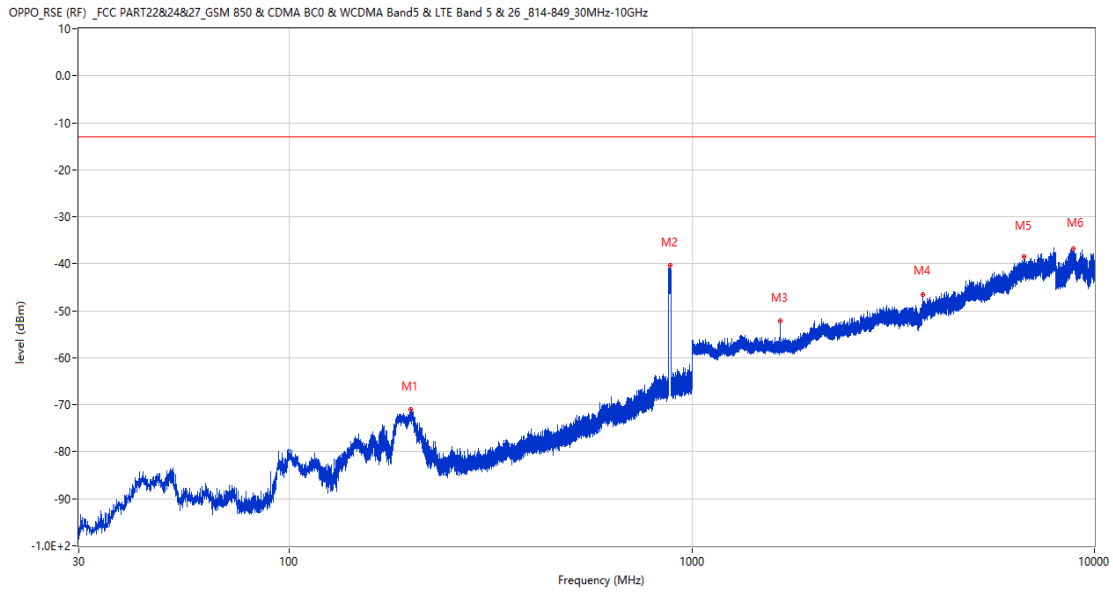
RSE-V&H LTE Band 26 (Part22) BW10 CH26915



Frequency (MHz)	Result (dBm)	Factor (dB)	PK Limit (dBm)	Over Limit (dB)	Table (o)	ANT	EUT	Verdict
832.093	-58.86	7.05	-13.0	-45.86	322.00	Vertical	Horizontal	N/A
884.036	-41.16	7.01	-13.0	-28.16	19.00	Vertical	Horizontal	N/A
2496.700	-51.31	2.25	-13.0	-38.31	166.00	Vertical	Horizontal	Pass
4977.500	-43.68	13.36	-13.0	-30.68	182.00	Vertical	Horizontal	Pass
7249.250	-37.44	17.64	-13.0	-24.44	34.00	Vertical	Horizontal	Pass
8824.300	-36.41	19.94	-13.0	-23.41	0.00	Vertical	Horizontal	Pass

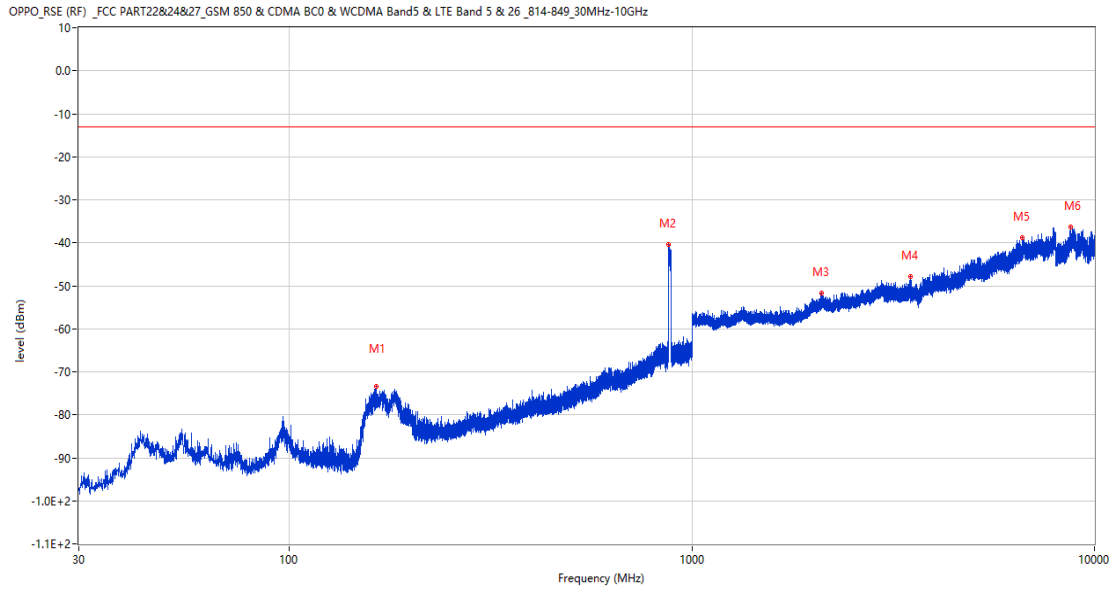
16.5 LTE Band 26 (Part22) BW15, Middle Channel

RSE-H&H LTE Band 26 (Part22) BW15 CH26915



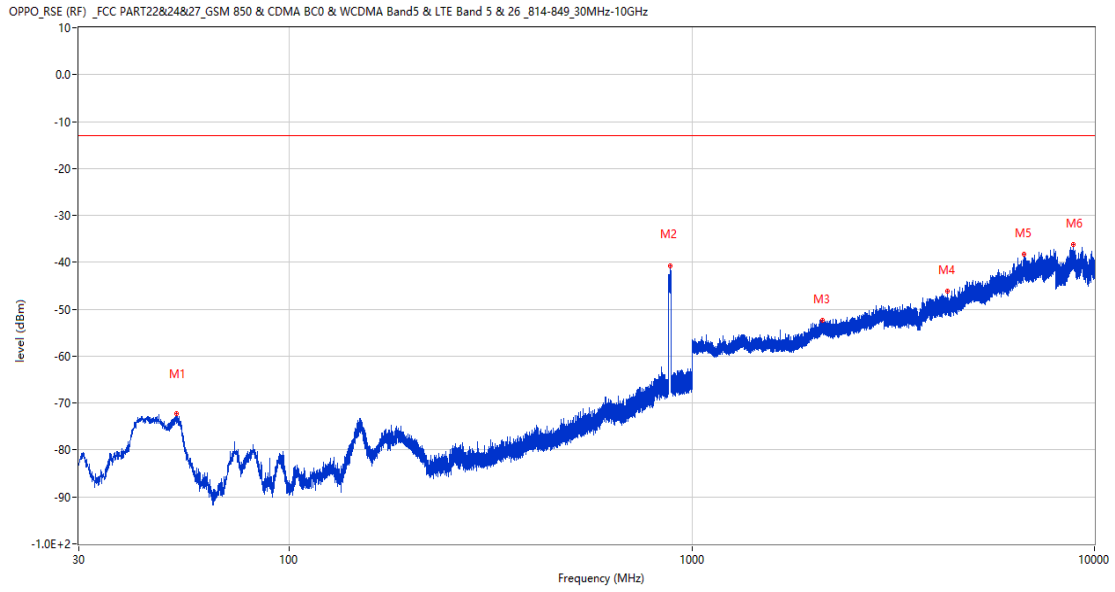
Frequency (MHz)	Result (dBm)	Factor (dB)	PK Limit (dBm)	Over Limit (dB)	Table (o)	ANT	EUT	Verdict
199.944	-71.02	-13.54	-13.0	-58.02	68.00	Horizontal	Horizontal	Pass
884.327	-40.30	7.04	-13.0	-27.30	239.00	Horizontal	Horizontal	N/A
1660.700	-52.16	-3.76	-13.0	-39.16	212.00	Horizontal	Horizontal	Pass
3747.500	-46.65	9.42	-13.0	-33.65	331.00	Horizontal	Horizontal	Pass
6689.500	-38.37	17.07	-13.0	-25.37	217.00	Horizontal	Horizontal	Pass
8873.300	-36.89	20.08	-13.0	-23.89	25.00	Horizontal	Horizontal	Pass

RSE-H&V LTE Band 26 (Part22) BW15 CH26915



Frequency (MHz)	Result (dBm)	Factor (dB)	PK Limit (dBm)	Over Limit (dB)	Table (o)	ANT	EUT	Verdict
164.490	-73.38	-16.37	-13.0	-60.38	71.00	Horizontal	Vertical	Pass
875.791	-40.40	6.46	-13.0	-27.40	217.00	Horizontal	Vertical	N/A
2105.300	-51.66	0.16	-13.0	-38.66	166.00	Horizontal	Vertical	Pass
3489.750	-47.94	7.44	-13.0	-34.94	360.00	Horizontal	Vertical	Pass
6609.750	-38.86	16.04	-13.0	-25.86	50.00	Horizontal	Vertical	Pass
8709.500	-36.29	19.31	-13.0	-23.29	176.00	Horizontal	Vertical	Pass

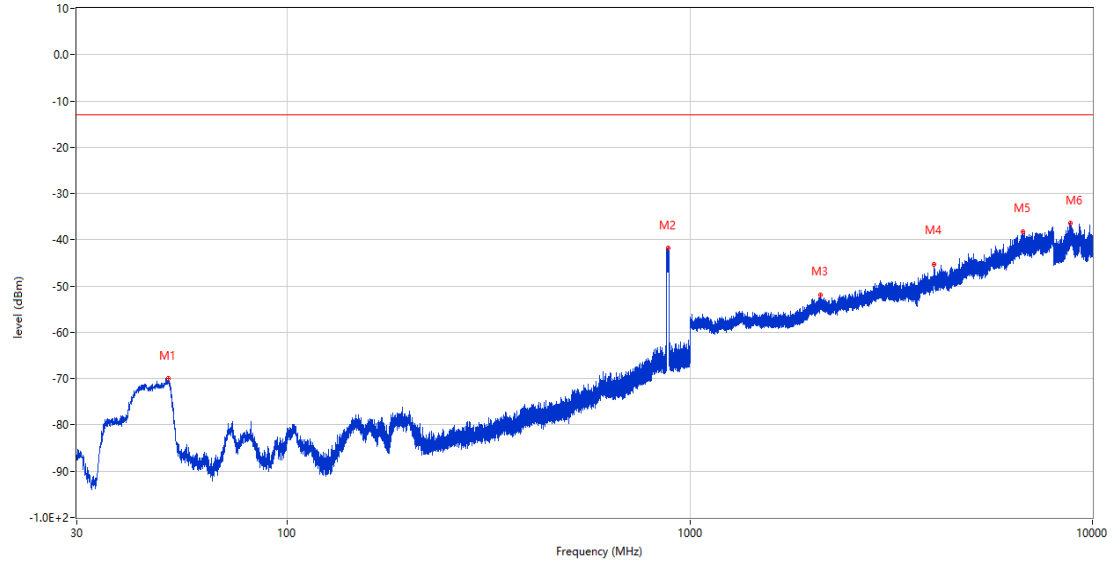
RSE-V&V LTE Band 26 (Part22) BW15 CH26915



Frequency (MHz)	Result (dBm)	Factor (dB)	PK Limit (dBm)	Over Limit (dB)	Table (o)	ANT	EUT	Verdict
52.358	-72.28	-16.44	-13.0	-59.28	185.00	Vertical	Vertical	Pass
885.103	-40.75	7.10	-13.0	-27.75	0.00	Vertical	Vertical	N/A
2106.700	-52.43	0.25	-13.0	-39.43	60.00	Vertical	Vertical	Pass
4317.250	-46.04	10.11	-13.0	-33.04	233.00	Vertical	Vertical	Pass
6671.000	-38.32	16.57	-13.0	-25.32	126.00	Vertical	Vertical	Pass
8877.700	-36.12	20.02	-13.0	-23.12	0.00	Vertical	Vertical	Pass

RSE-V&H LTE Band 26 (Part22) BW15 CH26915

OPPO_RSE (RF) _FCC PART22&24&27_GSM 850 & CDMA BC0 & WCDMA Bands5 & LTE Band 5 & 26_814-849_30MHz-10GHz



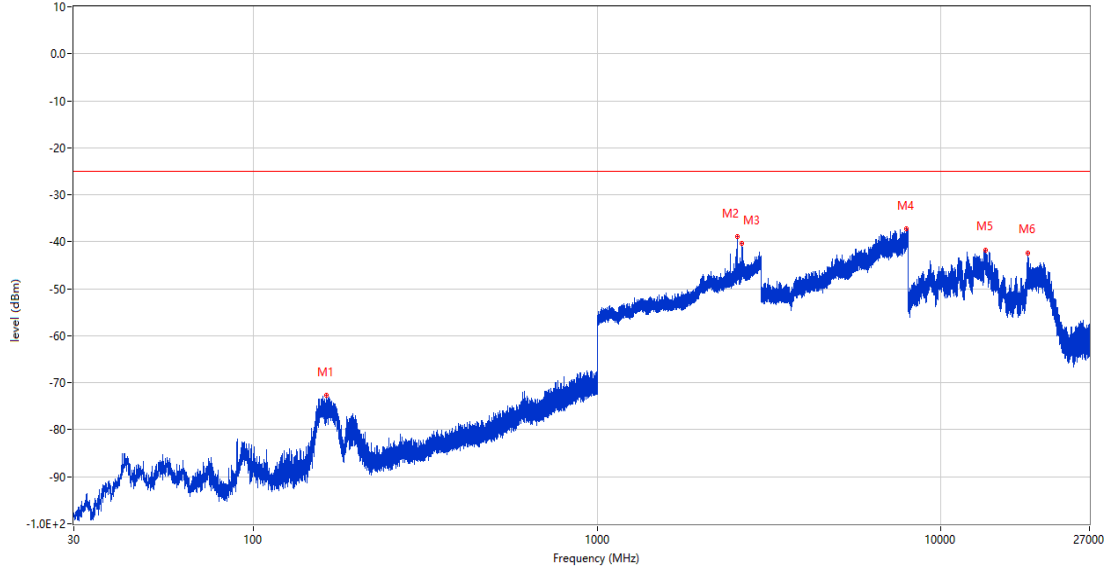
Frequency (MHz)	Result (dBm)	Factor (dB)	PK Limit (dBm)	Over Limit (dB)	Table (o)	ANT	EUT	Verdict
50.612	-69.94	-16.21	-13.0	-56.94	137.00	Vertical	Horizontal	Pass
881.903	-41.75	6.76	-13.0	-28.75	0.00	Vertical	Horizontal	N/A
2113.300	-52.01	0.23	-13.0	-39.01	348.00	Vertical	Horizontal	Pass
4047.750	-45.36	10.65	-13.0	-32.36	242.00	Vertical	Horizontal	Pass
6702.500	-38.26	16.82	-13.0	-25.26	213.00	Vertical	Horizontal	Pass
8831.901	-36.37	20.06	-13.0	-23.37	183.00	Vertical	Horizontal	Pass

17 LTE Band 38

17.1 LTE Band 38 BW5, Middle Channel

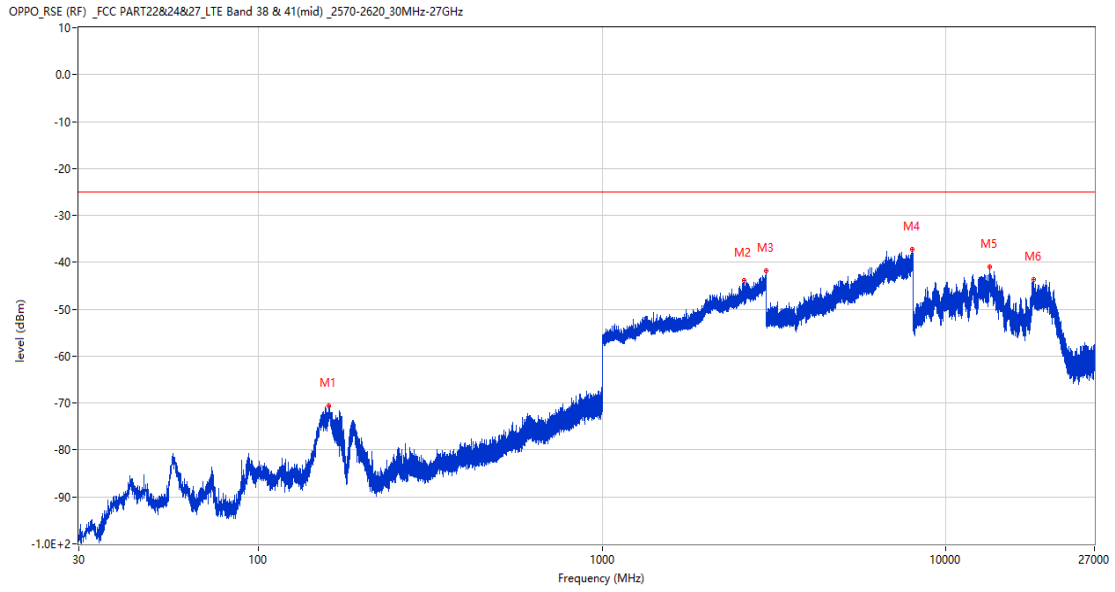
RSE-H&H LTE Band 38 BW5 CH38000

OPPO_RSE (RF) _FCC PART22&24&27_LTE Band 38 & 41(mid)_2570-2620_30MHz-27GHz



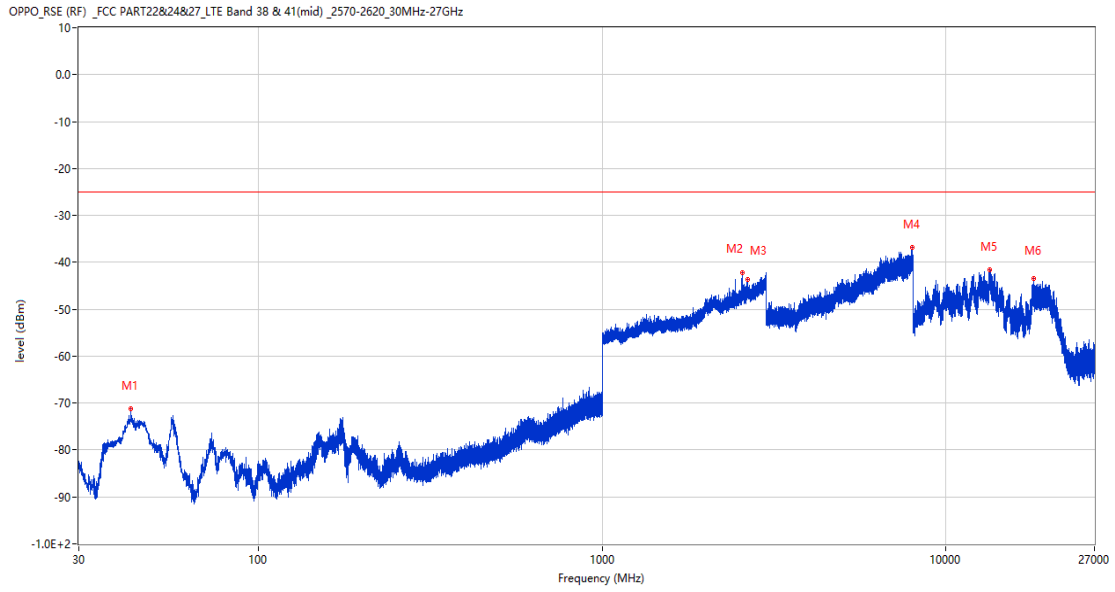
Frequency (MHz)	Result (dBm)	Factor (dB)	PK Limit (dBm)	Over Limit (dB)	Table (o)	ANT	EUT	Verdict
162.793	-72.66	-18.16	-25.0	-47.66	66.00	Horizontal	Horizontal	Pass
2557.300	-38.83	8.21	-25.0	-13.83	358.00	Horizontal	Horizontal	Pass
2629.200	-40.24	9.00	-25.0	-15.24	0.00	Horizontal	Horizontal	Pass
7932.500	-37.28	18.76	-25.0	-12.28	209.00	Horizontal	Horizontal	Pass
13470.562	-41.69	15.69	-25.0	-16.69	335.00	Horizontal	Horizontal	Pass
17913.901	-42.36	13.22	-25.0	-17.36	360.00	Horizontal	Horizontal	Pass

RSE-H&V LTE Band 38 BW5 CH38000



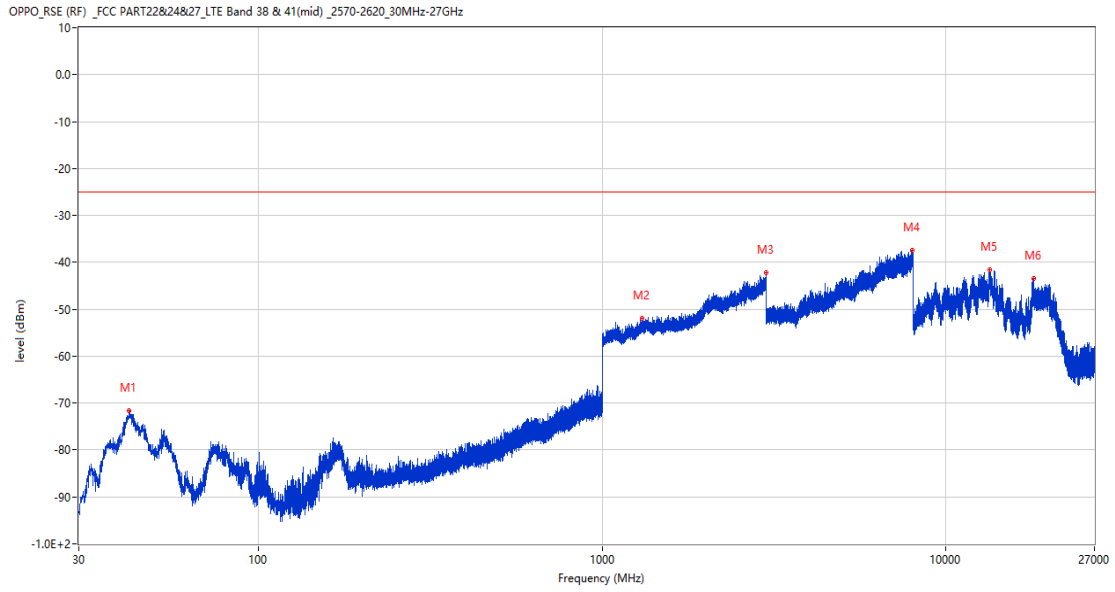
Frequency (MHz)	Result (dBm)	Factor (dB)	PK Limit (dBm)	Over Limit (dB)	Table (o)	ANT	EUT	Verdict
160.416	-70.56	-18.21	-25.0	-45.56	79.00	Horizontal	Vertical	Pass
2590.800	-43.82	8.63	-25.0	-18.82	152.00	Horizontal	Vertical	N/A
2996.900	-41.86	11.17	-25.0	-16.86	108.00	Horizontal	Vertical	Pass
7957.250	-37.22	18.39	-25.0	-12.22	360.00	Horizontal	Vertical	Pass
13367.925	-40.95	16.71	-25.0	-15.95	174.00	Horizontal	Vertical	Pass
17927.025	-43.71	13.54	-25.0	-18.71	332.00	Horizontal	Vertical	Pass

RSE-V&V LTE Band 38 BW5 CH38000



Frequency (MHz)	Result (dBm)	Factor (dB)	PK Limit (dBm)	Over Limit (dB)	Table (o)	ANT	EUT	Verdict
42.562	-71.17	-16.83	-25.0	-46.17	27.00	Vertical	Vertical	Pass
2552.800	-42.30	8.33	-25.0	-17.30	5.00	Vertical	Vertical	Pass
2644.100	-43.64	8.88	-25.0	-18.64	2.00	Vertical	Vertical	Pass
7989.500	-36.92	18.40	-25.0	-11.92	49.00	Vertical	Vertical	Pass
13392.338	-41.51	16.94	-25.0	-16.51	330.00	Vertical	Vertical	Pass
17929.650	-43.43	13.60	-25.0	-18.43	61.00	Vertical	Vertical	Pass

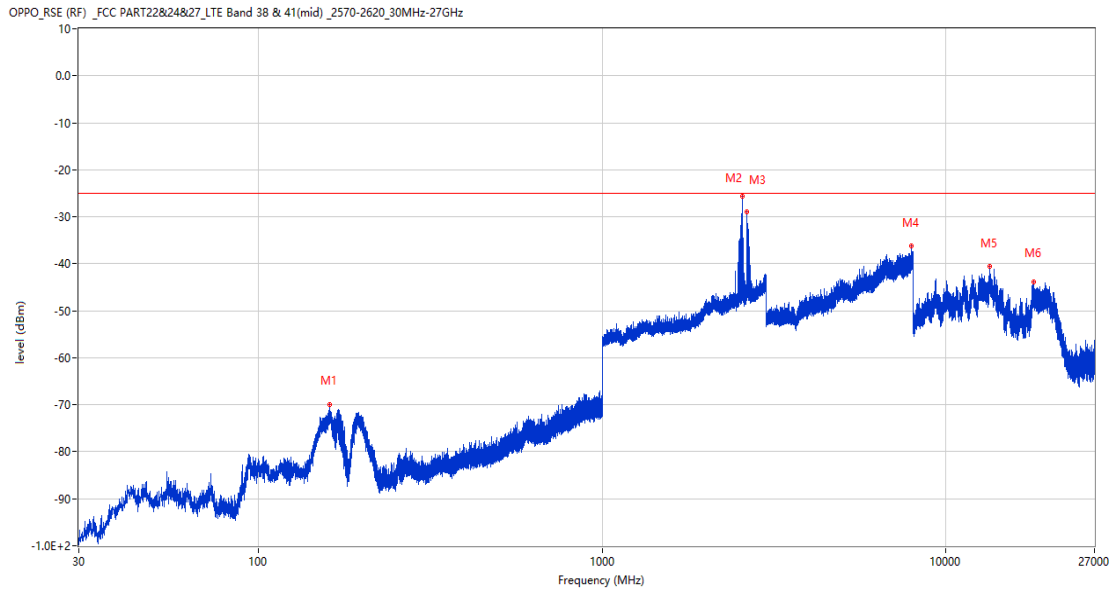
RSE-V&H LTE Band 38 BW5 CH38000



Frequency (MHz)	Result (dBm)	Factor (dB)	PK Limit (dBm)	Over Limit (dB)	Table (o)	ANT	EUT	Verdict
42.077	-71.68	-17.13	-25.0	-46.68	360.00	Vertical	Horizontal	Pass
1301.100	-52.01	0.60	-25.0	-27.01	285.00	Vertical	Horizontal	Pass
2991.700	-42.11	11.45	-25.0	-17.11	323.00	Vertical	Horizontal	Pass
7957.000	-37.46	18.42	-25.0	-12.46	0.00	Vertical	Horizontal	Pass
13389.187	-41.59	16.91	-25.0	-16.59	176.00	Vertical	Horizontal	Pass
17967.450	-43.36	13.66	-25.0	-18.36	360.00	Vertical	Horizontal	Pass

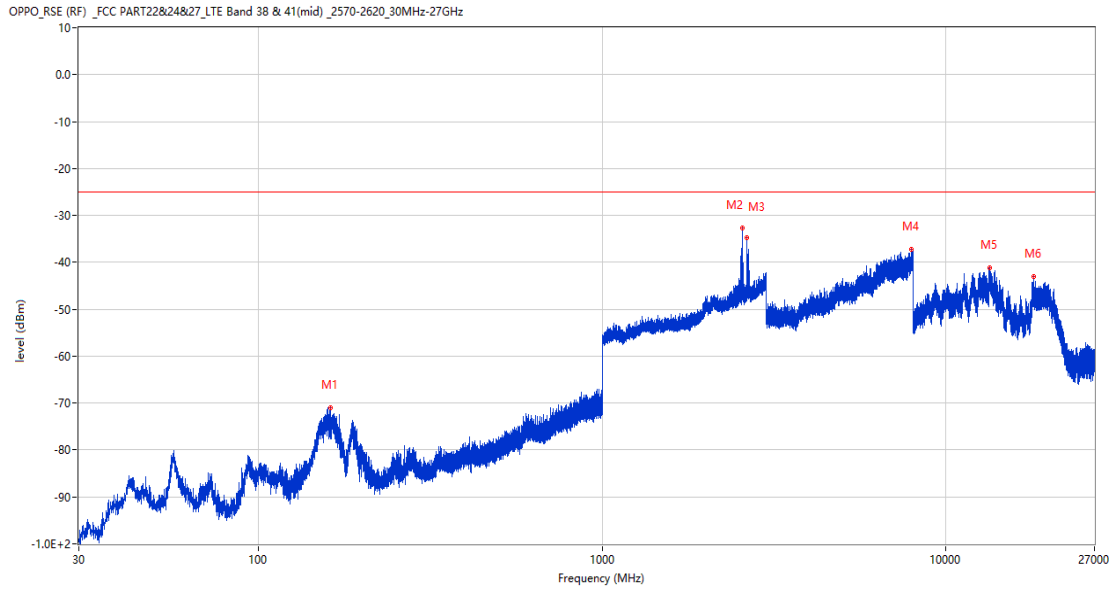
17.2 LTE Band 38 BW10, Middle Channel

RSE-H&H LTE Band 38 BW10 CH38000



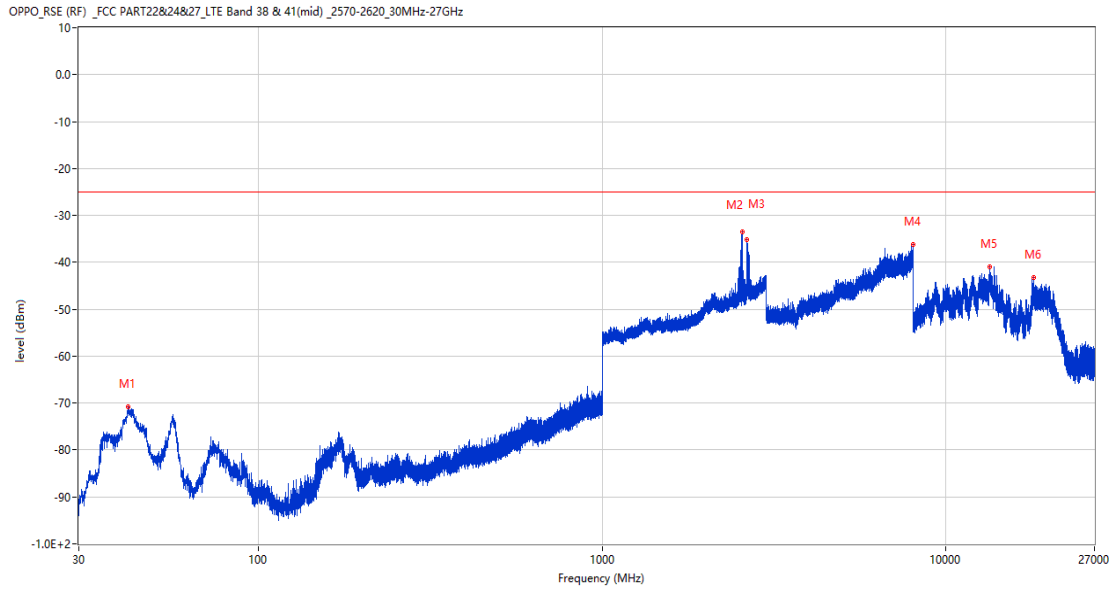
Frequency (MHz)	Result (dBm)	Factor (dB)	PK Limit (dBm)	Over Limit (dB)	Table (o)	ANT	EUT	Verdict
160.853	-69.88	-18.20	-25.0	-44.88	75.00	Horizontal	Horizontal	Pass
2553.100	-25.67	8.36	-25.0	-0.67	14.00	Horizontal	Horizontal	N/A
2627.400	-29.00	8.99	-25.0	-4.00	8.00	Horizontal	Horizontal	N/A
7939.500	-36.23	18.96	-25.0	-11.23	234.00	Horizontal	Horizontal	Pass
13360.838	-40.64	16.64	-25.0	-15.64	268.00	Horizontal	Horizontal	Pass
17941.987	-43.78	13.90	-25.0	-18.78	359.00	Horizontal	Horizontal	Pass

RSE-H&V LTE Band 38 BW10 CH38000



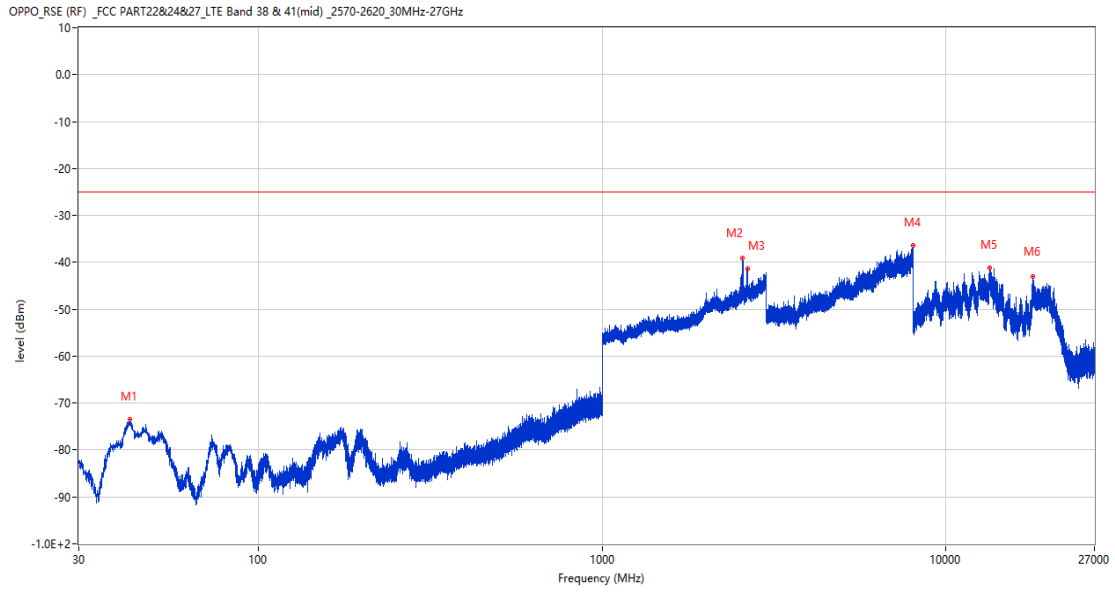
Frequency (MHz)	Result (dBm)	Factor (dB)	PK Limit (dBm)	Over Limit (dB)	Table (o)	ANT	EUT	Verdict
161.532	-71.07	-18.22	-25.0	-46.07	67.00	Horizontal	Vertical	Pass
2558.100	-32.61	8.22	-25.0	-7.61	34.00	Horizontal	Vertical	N/A
2628.700	-34.67	9.00	-25.0	-9.67	154.00	Horizontal	Vertical	N/A
7935.250	-37.33	18.85	-25.0	-12.33	307.00	Horizontal	Vertical	Pass
13388.137	-41.22	16.90	-25.0	-16.22	355.00	Horizontal	Vertical	Pass
17931.225	-42.97	13.64	-25.0	-17.97	151.00	Horizontal	Vertical	Pass

RSE-V&V LTE Band 38 BW10 CH38000



Frequency (MHz)	Result (dBm)	Factor (dB)	PK Limit (dBm)	Over Limit (dB)	Table (o)	ANT	EUT	Verdict
41.785	-70.80	-17.48	-25.0	-45.80	46.00	Vertical	Vertical	Pass
2549.100	-33.44	7.42	-25.0	-8.44	52.00	Vertical	Vertical	N/A
2630.800	-35.06	9.02	-25.0	-10.06	93.00	Vertical	Vertical	N/A
7999.750	-36.23	19.02	-25.0	-11.23	73.00	Vertical	Vertical	Pass
13357.425	-41.01	16.61	-25.0	-16.01	179.00	Vertical	Vertical	Pass
17961.677	-43.25	13.80	-25.0	-18.25	17.00	Vertical	Vertical	Pass

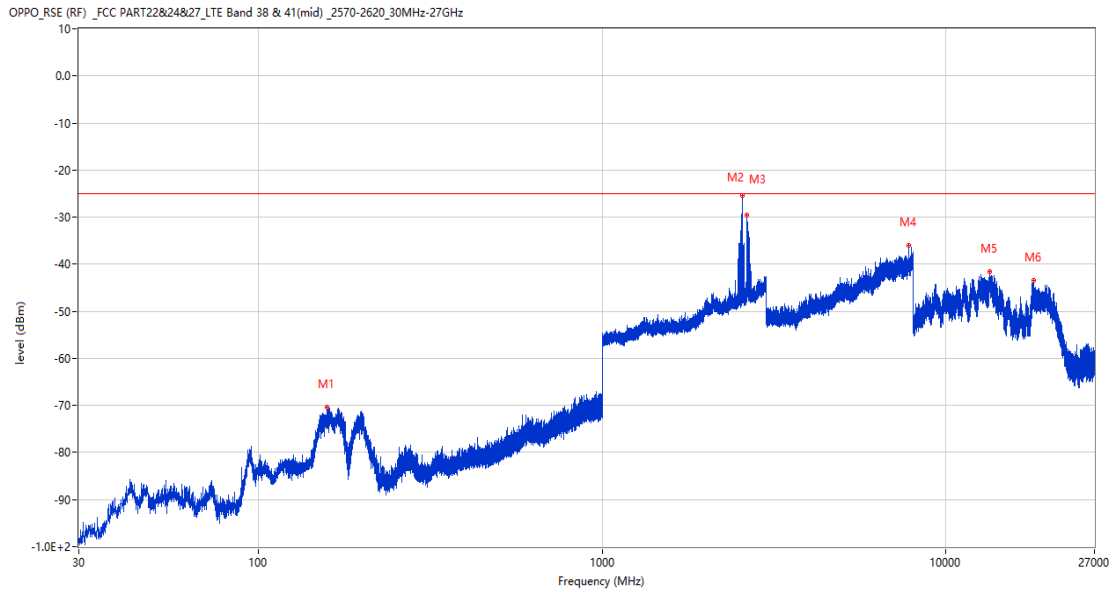
RSE-V&H LTE Band 38 BW10 CH38000



Frequency (MHz)	Result (dBm)	Factor (dB)	PK Limit (dBm)	Over Limit (dB)	Table (o)	ANT	EUT	Verdict
42.125	-73.51	-17.10	-25.0	-48.51	324.00	Vertical	Horizontal	Pass
2550.300	-39.09	7.81	-25.0	-14.09	99.00	Vertical	Horizontal	N/A
2640.100	-41.43	8.94	-25.0	-16.43	244.00	Vertical	Horizontal	Pass
7998.500	-36.47	18.88	-25.0	-11.47	173.00	Vertical	Horizontal	Pass
13374.488	-41.19	16.77	-25.0	-16.19	62.00	Vertical	Horizontal	Pass
17918.099	-43.13	13.32	-25.0	-18.13	360.00	Vertical	Horizontal	Pass

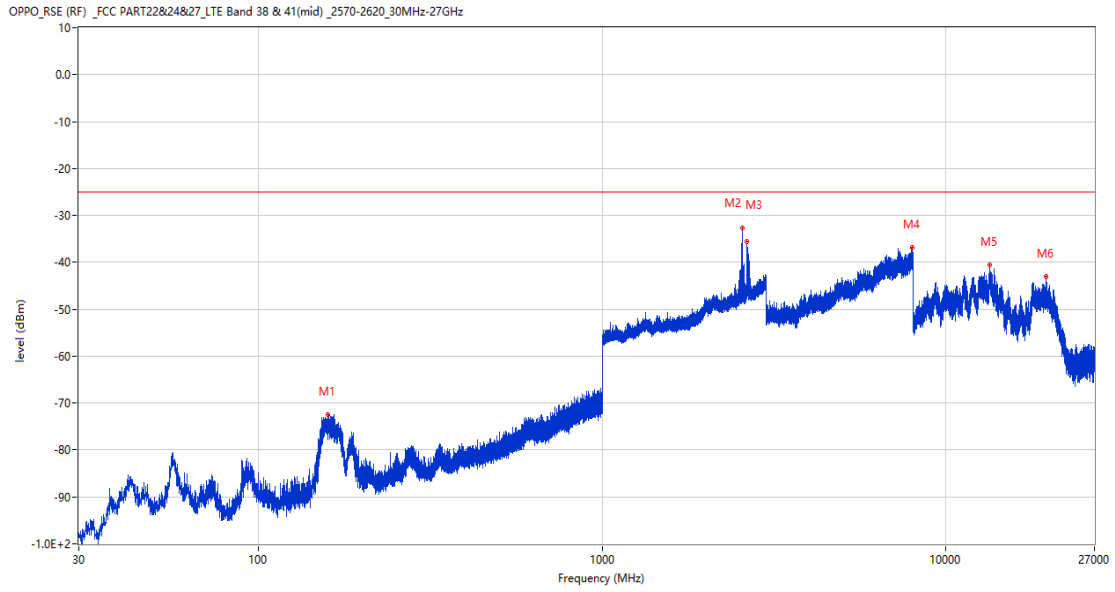
17.3 LTE Band 38 BW15, Middle Channel

RSE-H&H LTE Band 38 BW15 CH38000



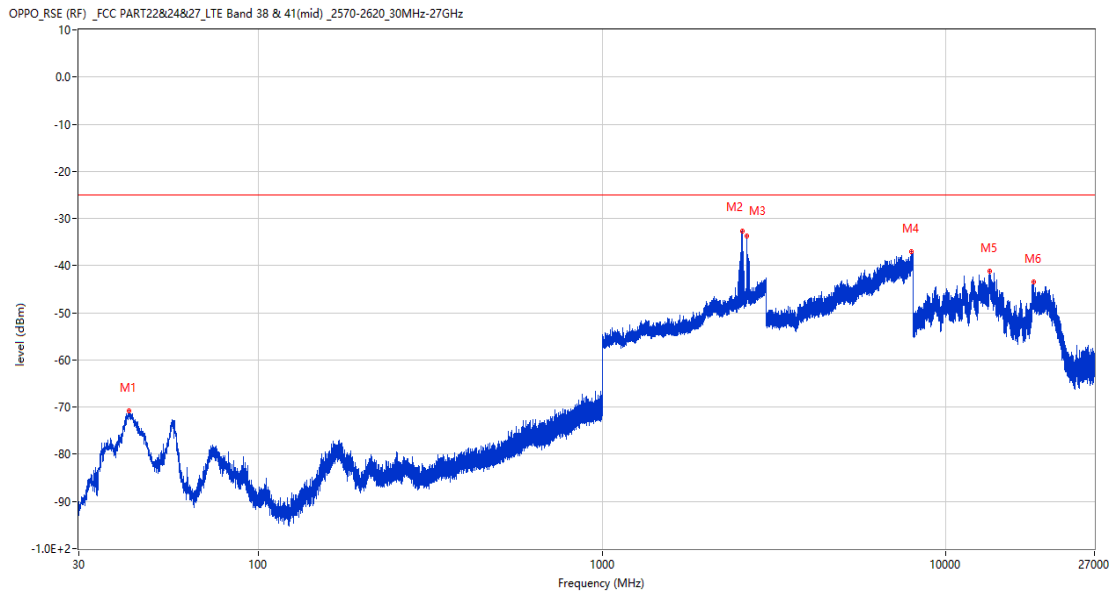
Frequency (MHz)	Result (dBm)	Factor (dB)	PK Limit (dBm)	Over Limit (dB)	Table (o)	ANT	EUT	Verdict
158.282	-70.40	-18.54	-25.0	-45.40	66.00	Horizontal	Horizontal	Pass
2561.200	-25.43	8.26	-25.0	-0.43	4.00	Horizontal	Horizontal	N/A
2631.300	-29.64	9.02	-25.0	-4.64	18.00	Horizontal	Horizontal	N/A
7799.500	-36.03	18.19	-25.0	-11.03	293.00	Horizontal	Horizontal	Pass
13373.700	-41.66	16.76	-25.0	-16.66	39.00	Horizontal	Horizontal	Pass
17940.150	-43.46	13.85	-25.0	-18.46	153.00	Horizontal	Horizontal	Pass

RSE-H&V LTE Band 38 BW15 CH38000



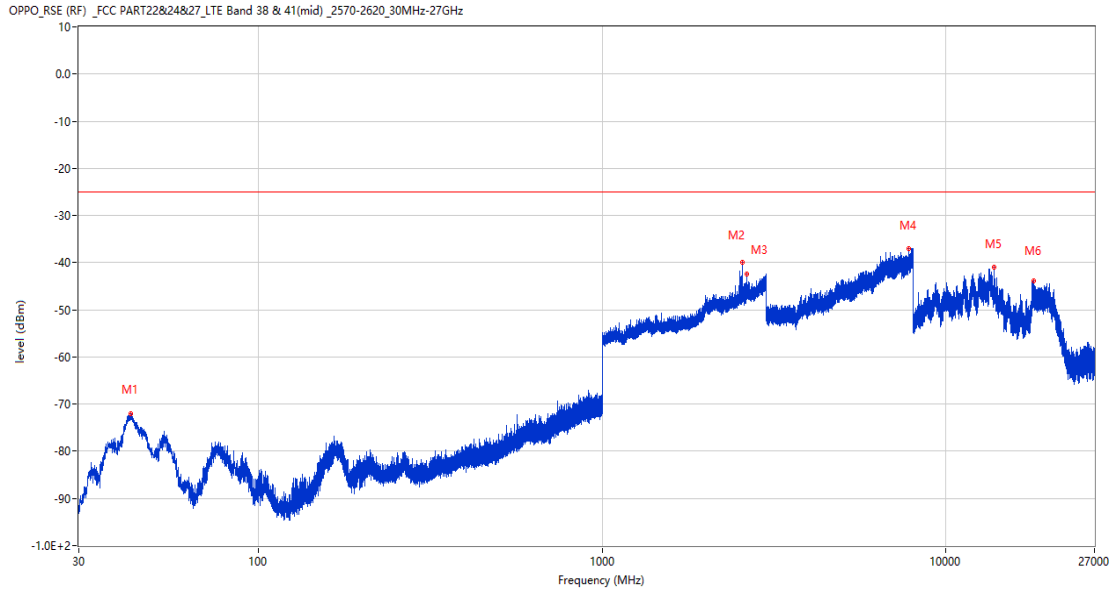
Frequency (MHz)	Result (dBm)	Factor (dB)	PK Limit (dBm)	Over Limit (dB)	Table (o)	ANT	EUT	Verdict
159.495	-72.38	-18.32	-25.0	-47.38	81.00	Horizontal	Vertical	Pass
2556.800	-32.77	8.21	-25.0	-7.77	15.00	Horizontal	Vertical	N/A
2637.400	-35.60	9.10	-25.0	-10.60	148.00	Horizontal	Vertical	N/A
7971.000	-36.88	18.05	-25.0	-11.88	303.00	Horizontal	Vertical	Pass
13406.775	-40.63	16.86	-25.0	-15.63	109.00	Horizontal	Vertical	Pass
19550.700	-42.99	12.93	-25.0	-17.99	136.00	Horizontal	Vertical	Pass

RSE-V&V LTE Band 38 BW15 CH38000



Frequency (MHz)	Result (dBm)	Factor (dB)	PK Limit (dBm)	Over Limit (dB)	Table (o)	ANT	EUT	Verdict
42.028	-70.76	-17.17	-25.0	-45.76	48.00	Vertical	Vertical	Pass
2553.400	-32.60	8.39	-25.0	-7.60	102.00	Vertical	Vertical	N/A
2630.500	-33.66	9.02	-25.0	-8.66	266.00	Vertical	Vertical	N/A
7945.250	-36.96	18.84	-25.0	-11.96	176.00	Vertical	Vertical	Pass
13398.638	-41.12	17.00	-25.0	-16.12	242.00	Vertical	Vertical	Pass
17932.538	-43.50	13.67	-25.0	-18.50	107.00	Vertical	Vertical	Pass

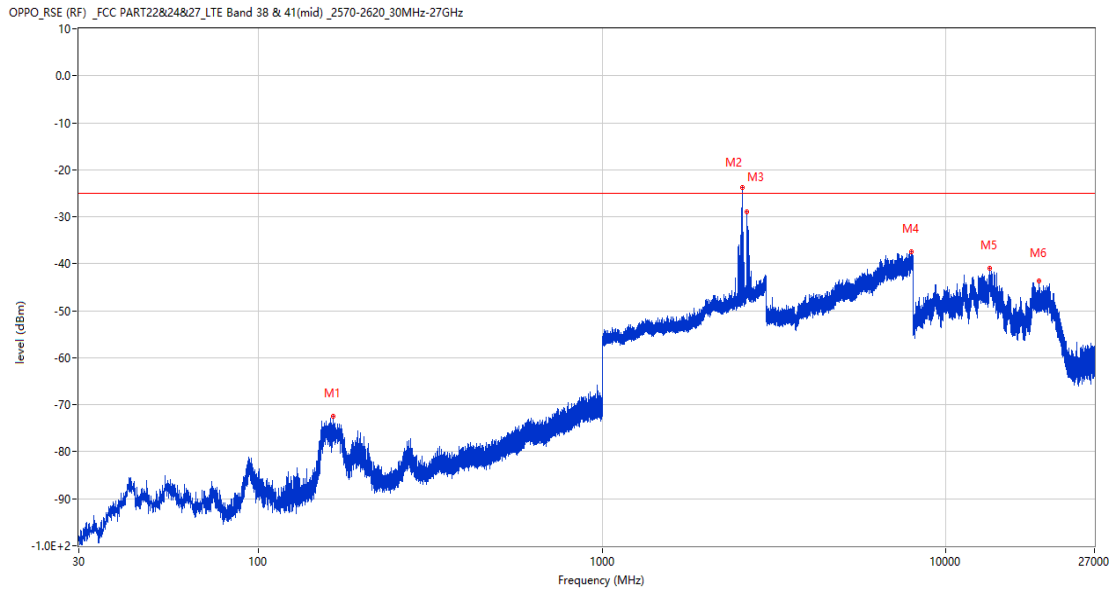
RSE-V&H LTE Band 38 BW15 CH38000



Frequency (MHz)	Result (dBm)	Factor (dB)	PK Limit (dBm)	Over Limit (dB)	Table (o)	ANT	EUT	Verdict
42.367	-71.96	-16.95	-25.0	-46.96	360.00	Vertical	Horizontal	Pass
2557.700	-39.96	8.22	-25.0	-14.96	181.00	Vertical	Horizontal	N/A
2637.400	-42.41	9.10	-25.0	-17.41	3.00	Vertical	Horizontal	Pass
7775.500	-37.05	18.08	-25.0	-12.05	193.00	Vertical	Horizontal	Pass
13801.050	-41.03	16.99	-25.0	-16.03	107.00	Vertical	Horizontal	Pass
17930.437	-43.88	13.62	-25.0	-18.88	358.00	Vertical	Horizontal	Pass

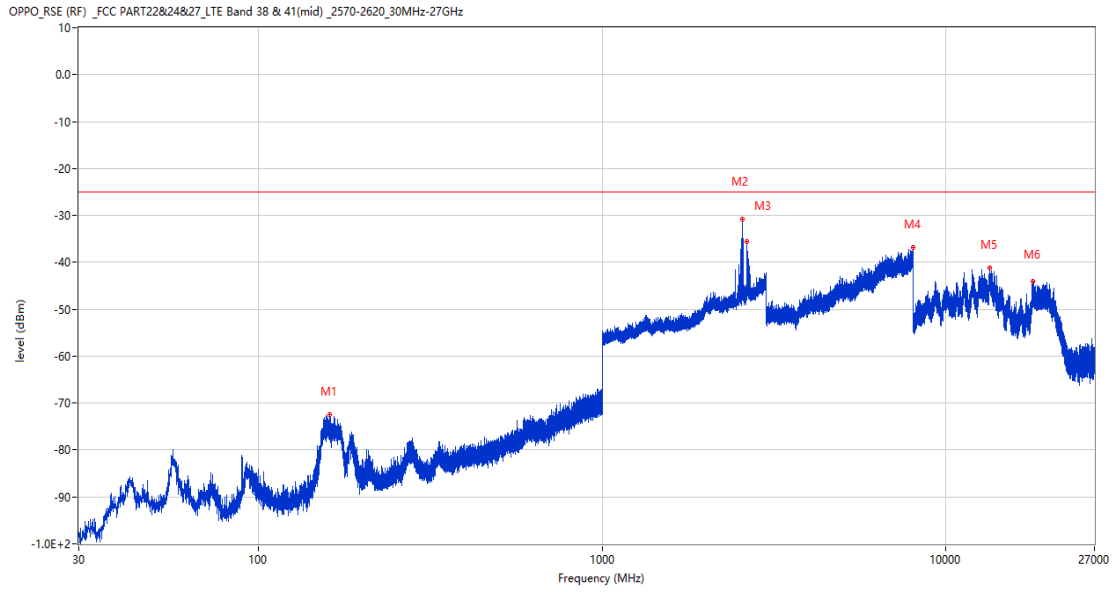
17.4 LTE Band 38 BW20, Middle Channel

RSE-H&H LTE Band 38 BW20 CH38000



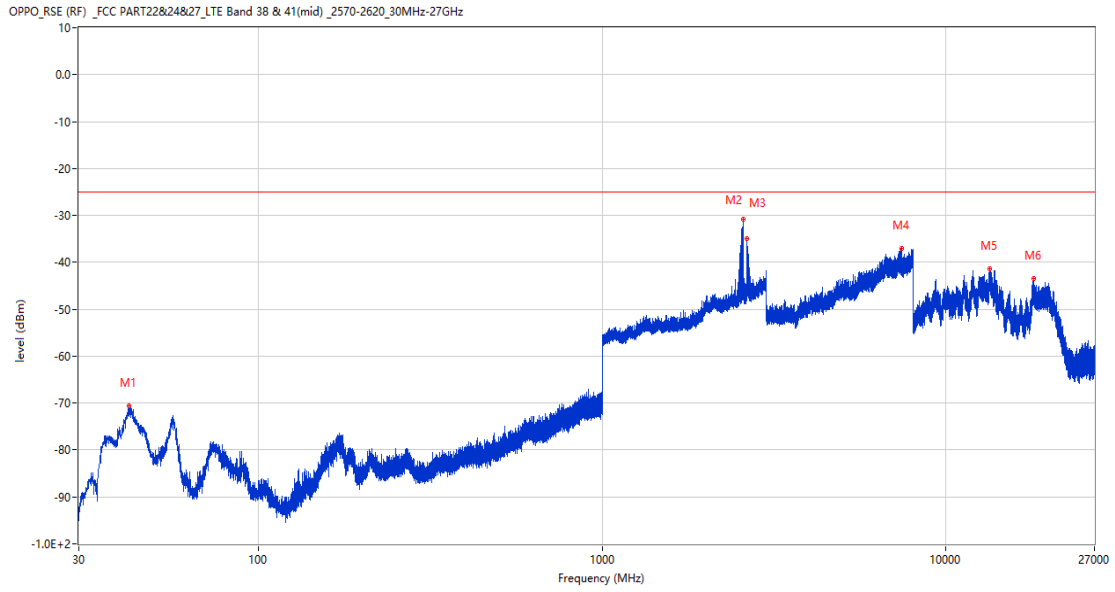
Frequency (MHz)	Result (dBm)	Factor (dB)	PK Limit (dBm)	Over Limit (dB)	Table (o)	ANT	EUT	Verdict
165.121	-72.37	-18.11	-25.0	-47.37	68.00	Horizontal	Horizontal	Pass
2558.200	-23.79	8.23	-25.0	1.21	9.00	Horizontal	Horizontal	N/A
2631.900	-29.04	9.03	-25.0	-4.04	0.00	Horizontal	Horizontal	N/A
7936.750	-37.48	18.95	-25.0	-12.48	114.00	Horizontal	Horizontal	Pass
13419.900	-40.92	16.57	-25.0	-15.92	220.00	Horizontal	Horizontal	Pass
18596.700	-43.68	12.88	-25.0	-18.68	229.00	Horizontal	Horizontal	Pass

RSE-H&V LTE Band 38 BW20 CH38000



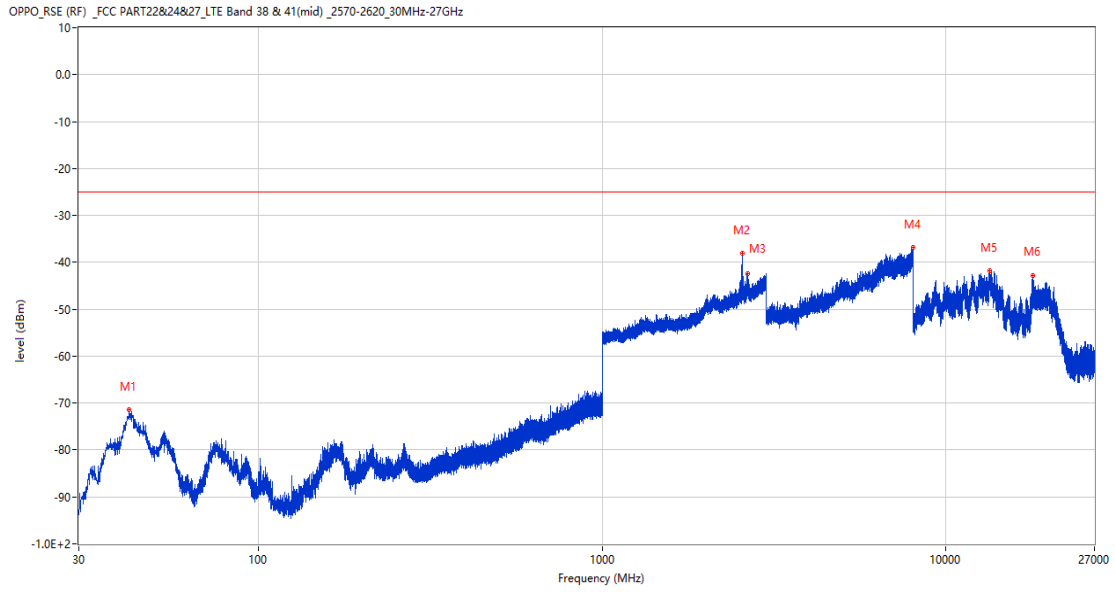
Frequency (MHz)	Result (dBm)	Factor (dB)	PK Limit (dBm)	Over Limit (dB)	Table (o)	ANT	EUT	Verdict
160.999	-72.45	-18.21	-25.0	-47.45	60.00	Horizontal	Vertical	Pass
2558.700	-30.79	8.23	-25.0	-5.79	159.00	Horizontal	Vertical	N/A
2630.900	-35.56	9.02	-25.0	-10.56	17.00	Horizontal	Vertical	N/A
7998.750	-36.89	18.91	-25.0	-11.89	73.00	Horizontal	Vertical	Pass
13409.401	-41.11	16.80	-25.0	-16.11	17.00	Horizontal	Vertical	Pass
17913.901	-44.17	13.22	-25.0	-19.17	360.00	Horizontal	Vertical	Pass

RSE-V&V LTE Band 38 BW20 CH38000



Frequency (MHz)	Result (dBm)	Factor (dB)	PK Limit (dBm)	Over Limit (dB)	Table (o)	ANT	EUT	Verdict
41.883	-70.63	-17.34	-25.0	-45.63	91.00	Vertical	Vertical	Pass
2562.900	-30.80	8.28	-25.0	-5.80	94.00	Vertical	Vertical	N/A
2633.300	-34.91	8.90	-25.0	-9.91	270.00	Vertical	Vertical	N/A
7405.500	-37.11	17.96	-25.0	-12.11	44.00	Vertical	Vertical	Pass
13370.287	-41.28	16.73	-25.0	-16.28	288.00	Vertical	Vertical	Pass
17960.886	-43.47	13.82	-25.0	-18.47	360.00	Vertical	Vertical	Pass

RSE-V&H LTE Band 38 BW20 CH38000



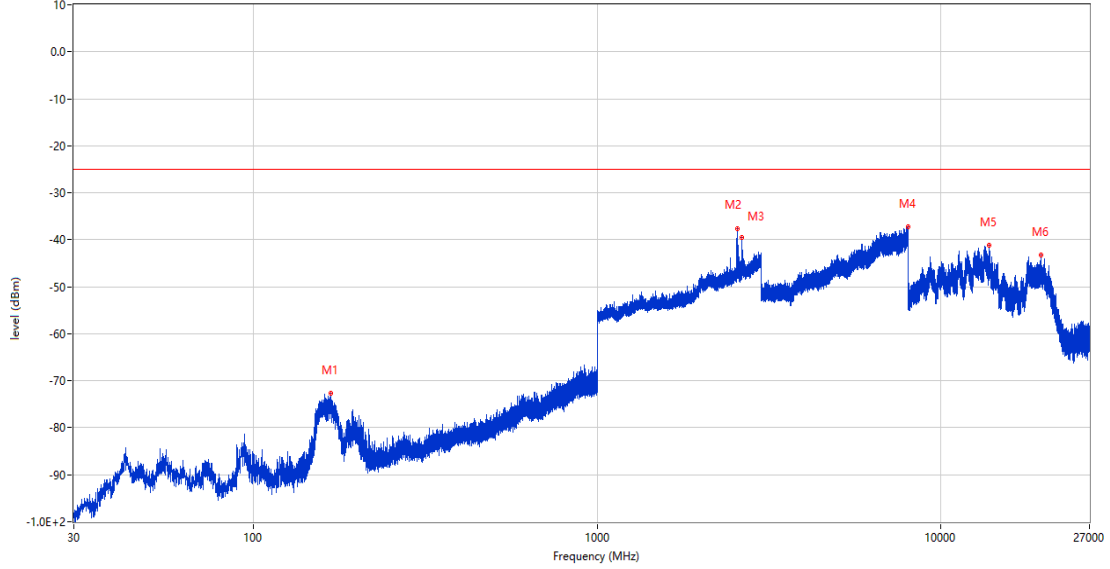
Frequency (MHz)	Result (dBm)	Factor (dB)	PK Limit (dBm)	Over Limit (dB)	Table (o)	ANT	EUT	Verdict
41.931	-71.46	-17.28	-25.0	-46.46	360.00	Vertical	Horizontal	Pass
2557.500	-38.04	8.22	-25.0	-13.04	20.00	Vertical	Horizontal	N/A
2639.500	-42.51	8.99	-25.0	-17.51	244.00	Vertical	Horizontal	N/A
7996.750	-36.82	18.82	-25.0	-11.82	319.00	Vertical	Horizontal	Pass
13377.901	-41.82	16.80	-25.0	-16.82	152.00	Vertical	Horizontal	Pass
17912.850	-42.90	13.20	-25.0	-17.90	85.00	Vertical	Horizontal	Pass

18 LTE Band 41

18.1 LTE Band 41 BW5, Middle Channel

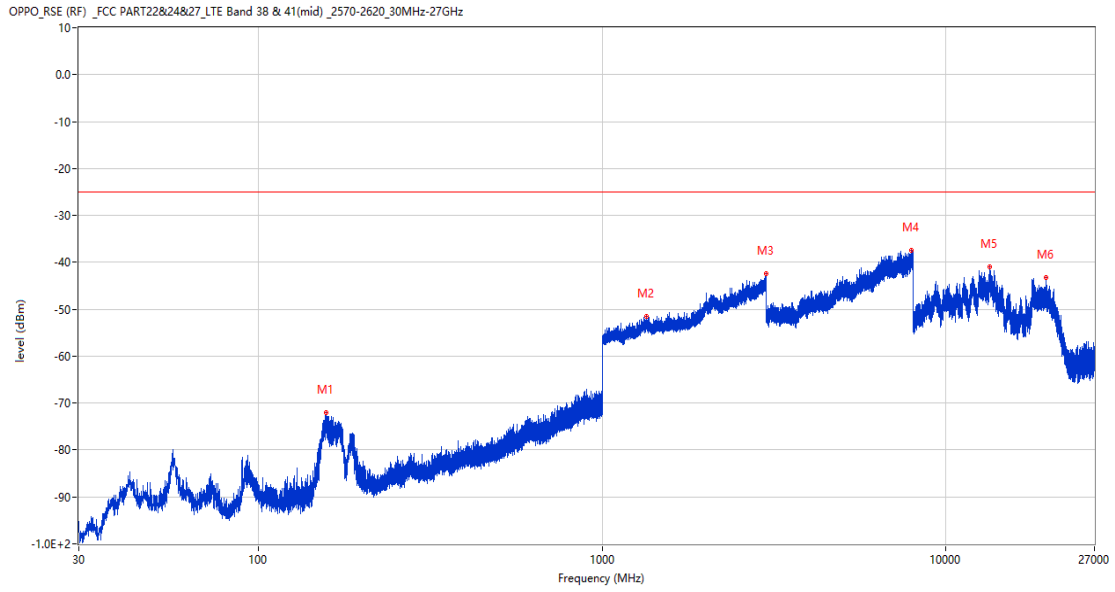
RSE-H&H LTE Band 41 BW5 CH40620

OPPO_RSE (RF) _FCC PART22&24&27_LTE Band 38 & 41(mid)_2570-2620_30MHz-27GHz



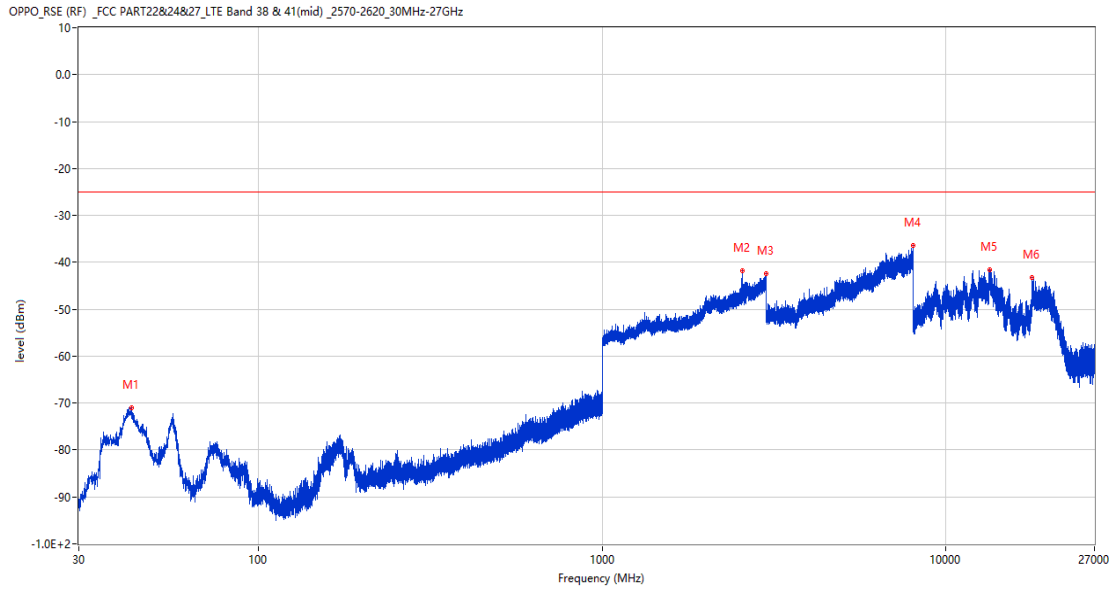
Frequency (MHz)	Result (dBm)	Factor (dB)	PK Limit (dBm)	Over Limit (dB)	Table (o)	ANT	EUT	Verdict
167.352	-72.70	-17.93	-25.0	-47.70	233.00	Horizontal	Horizontal	Pass
2557.000	-37.59	8.21	-25.0	-12.59	8.00	Horizontal	Horizontal	N/A
2629.200	-39.50	9.00	-25.0	-14.50	1.00	Horizontal	Horizontal	N/A
7998.750	-37.31	18.91	-25.0	-12.31	83.00	Horizontal	Horizontal	Pass
13822.050	-41.08	16.49	-25.0	-16.08	357.00	Horizontal	Horizontal	Pass
19503.901	-43.30	12.93	-25.0	-18.30	113.00	Horizontal	Horizontal	Pass

RSE-H&V LTE Band 41 BW5 CH40620



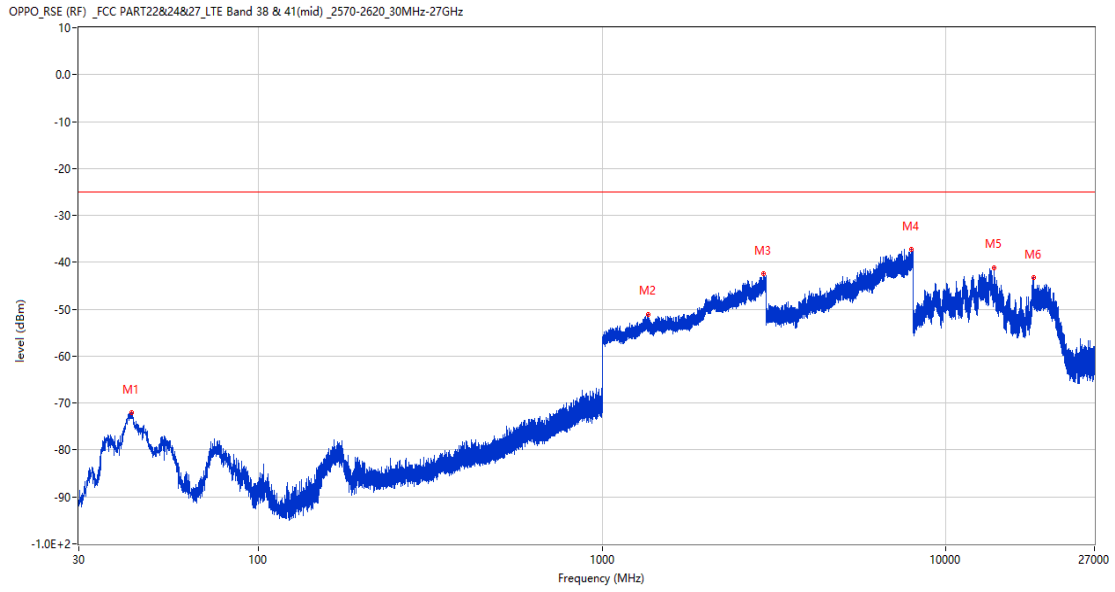
Frequency (MHz)	Result (dBm)	Factor (dB)	PK Limit (dBm)	Over Limit (dB)	Table (o)	ANT	EUT	Verdict
157.167	-72.00	-18.77	-25.0	-47.00	72.00	Horizontal	Vertical	Pass
1345.500	-51.51	0.82	-25.0	-26.51	67.00	Horizontal	Vertical	Pass
2989.300	-42.39	11.69	-25.0	-17.39	289.00	Horizontal	Vertical	Pass
7939.500	-37.39	18.96	-25.0	-12.39	242.00	Horizontal	Vertical	Pass
13391.813	-40.89	16.93	-25.0	-15.89	360.00	Horizontal	Vertical	Pass
19469.699	-43.32	12.92	-25.0	-18.32	46.00	Horizontal	Vertical	Pass

RSE-V&V LTE Band 41 BW5 CH40620



Frequency (MHz)	Result (dBm)	Factor (dB)	PK Limit (dBm)	Over Limit (dB)	Table (o)	ANT	EUT	Verdict
42.610	-70.94	-16.80	-25.0	-45.94	21.00	Vertical	Vertical	Pass
2560.400	-41.70	8.25	-25.0	-16.70	81.00	Vertical	Vertical	Pass
2992.500	-42.36	11.38	-25.0	-17.36	355.00	Vertical	Vertical	Pass
7993.750	-36.44	18.63	-25.0	-11.44	143.00	Vertical	Vertical	Pass
13395.225	-41.49	16.97	-25.0	-16.49	40.00	Vertical	Vertical	Pass
17806.012	-43.29	13.04	-25.0	-18.29	244.00	Vertical	Vertical	Pass

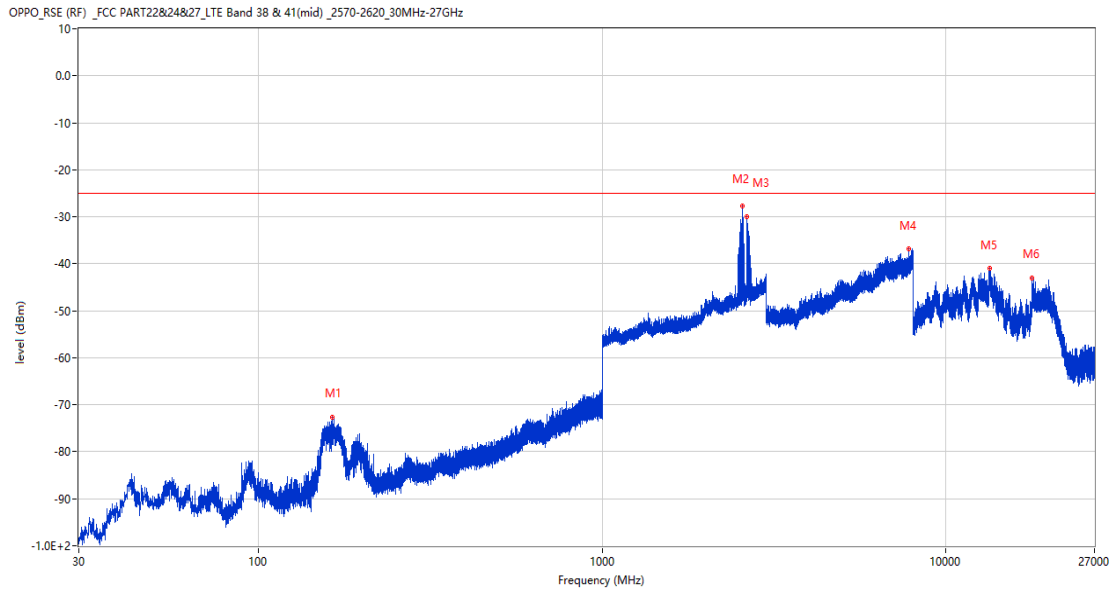
RSE-V&H LTE Band 41 BW5 CH40620



Frequency (MHz)	Result (dBm)	Factor (dB)	PK Limit (dBm)	Over Limit (dB)	Table (o)	ANT	EUT	Verdict
42.804	-71.97	-16.63	-25.0	-46.97	93.00	Vertical	Horizontal	Pass
1357.900	-51.02	0.67	-25.0	-26.02	326.00	Vertical	Horizontal	Pass
2946.000	-42.51	10.75	-25.0	-17.51	31.00	Vertical	Horizontal	Pass
7932.750	-37.33	18.74	-25.0	-12.33	189.00	Vertical	Horizontal	Pass
13828.875	-41.21	16.33	-25.0	-16.21	0.00	Vertical	Horizontal	Pass
17955.113	-43.17	13.96	-25.0	-18.17	289.00	Vertical	Horizontal	Pass

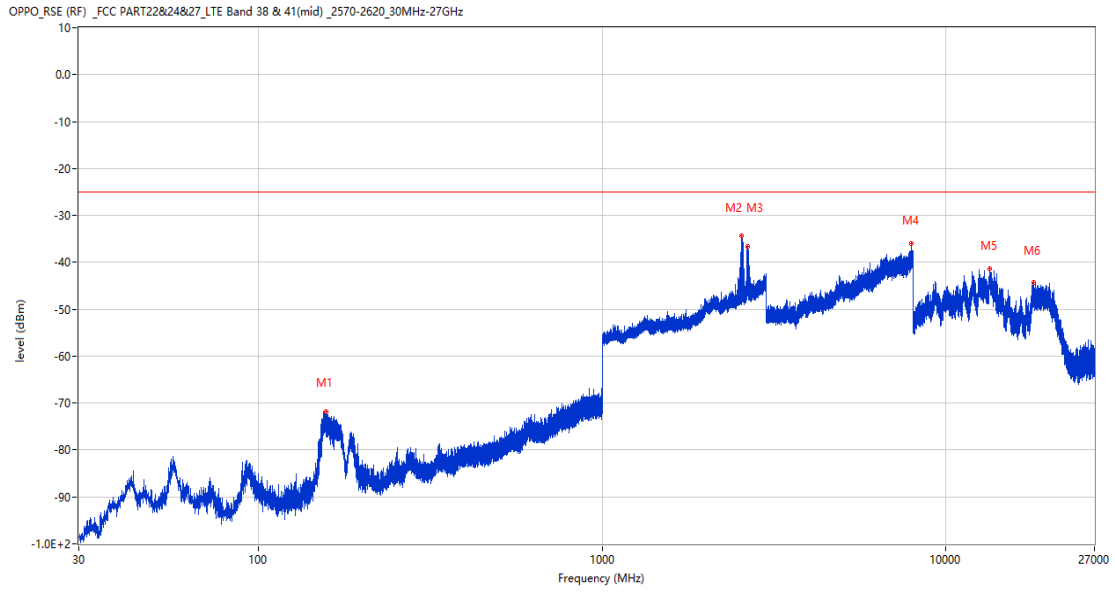
18.2 LTE Band 41 BW10, Middle Channel

RSE-H&H LTE Band 41 BW10 CH40620



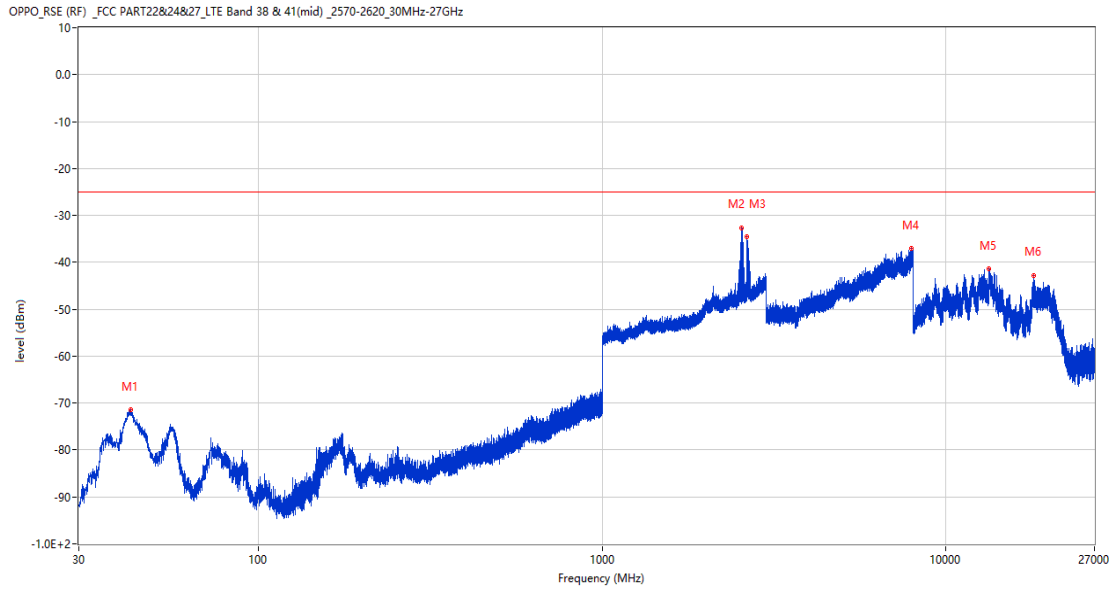
Frequency (MHz)	Result (dBm)	Factor (dB)	PK Limit (dBm)	Over Limit (dB)	Table (o)	ANT	EUT	Verdict
163.472	-72.56	-18.16	-25.0	-47.56	54.00	Horizontal	Horizontal	Pass
2552.700	-27.65	8.32	-25.0	-2.65	8.00	Horizontal	Horizontal	N/A
2637.700	-30.08	9.10	-25.0	-5.08	11.00	Horizontal	Horizontal	N/A
7785.250	-36.82	18.24	-25.0	-11.82	337.00	Horizontal	Horizontal	Pass
13357.162	-41.05	16.61	-25.0	-16.05	360.00	Horizontal	Horizontal	Pass
17800.239	-43.02	13.19	-25.0	-18.02	-3.00	Horizontal	Horizontal	Pass

RSE-H&V LTE Band 41 BW10 CH40620



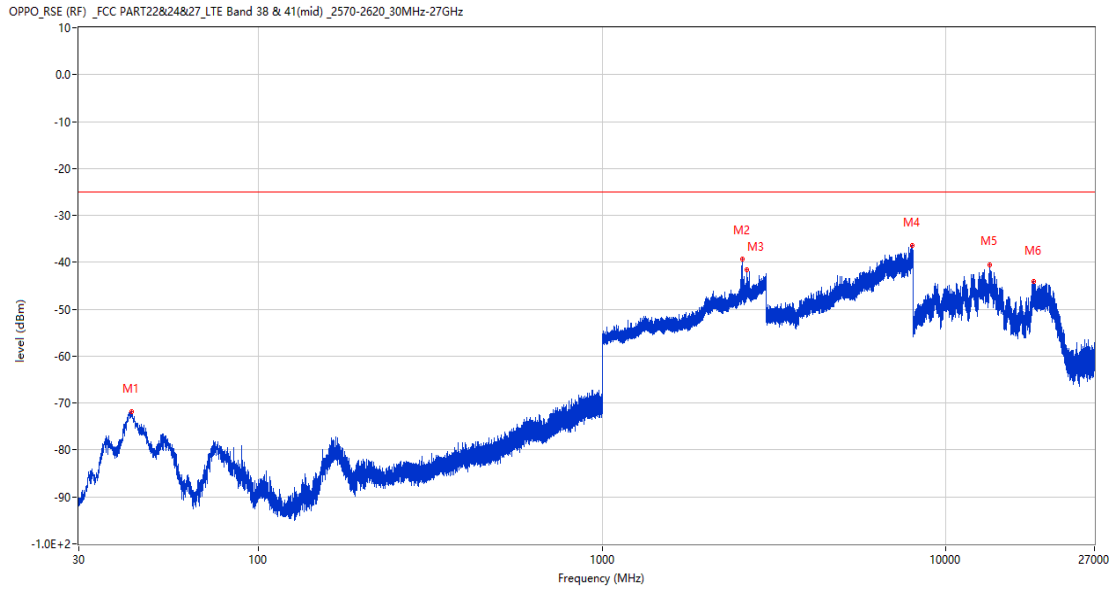
Frequency (MHz)	Result (dBm)	Factor (dB)	PK Limit (dBm)	Over Limit (dB)	Table (o)	ANT	EUT	Verdict
156.876	-71.84	-18.80	-25.0	-46.84	67.00	Horizontal	Vertical	Pass
2542.500	-34.25	6.81	-25.0	-9.25	151.00	Horizontal	Vertical	N/A
2639.500	-36.63	8.99	-25.0	-11.63	151.00	Horizontal	Vertical	N/A
7929.250	-36.04	18.59	-25.0	-11.04	360.00	Horizontal	Vertical	Pass
13371.600	-41.47	16.74	-25.0	-16.47	360.00	Horizontal	Vertical	Pass
17927.551	-44.37	13.55	-25.0	-19.37	152.00	Horizontal	Vertical	Pass

RSE-V&V LTE Band 41 BW10 CH40620



Frequency (MHz)	Result (dBm)	Factor (dB)	PK Limit (dBm)	Over Limit (dB)	Table (o)	ANT	EUT	Verdict
42.465	-71.47	-16.89	-25.0	-46.47	72.00	Vertical	Vertical	Pass
2546.500	-32.72	6.99	-25.0	-7.72	76.00	Vertical	Vertical	N/A
2634.600	-34.56	8.82	-25.0	-9.56	287.00	Vertical	Vertical	N/A
7931.250	-36.96	18.76	-25.0	-11.96	123.00	Vertical	Vertical	Pass
13339.312	-41.31	16.12	-25.0	-16.31	40.00	Vertical	Vertical	Pass
17930.699	-42.88	13.63	-25.0	-17.88	266.00	Vertical	Vertical	Pass

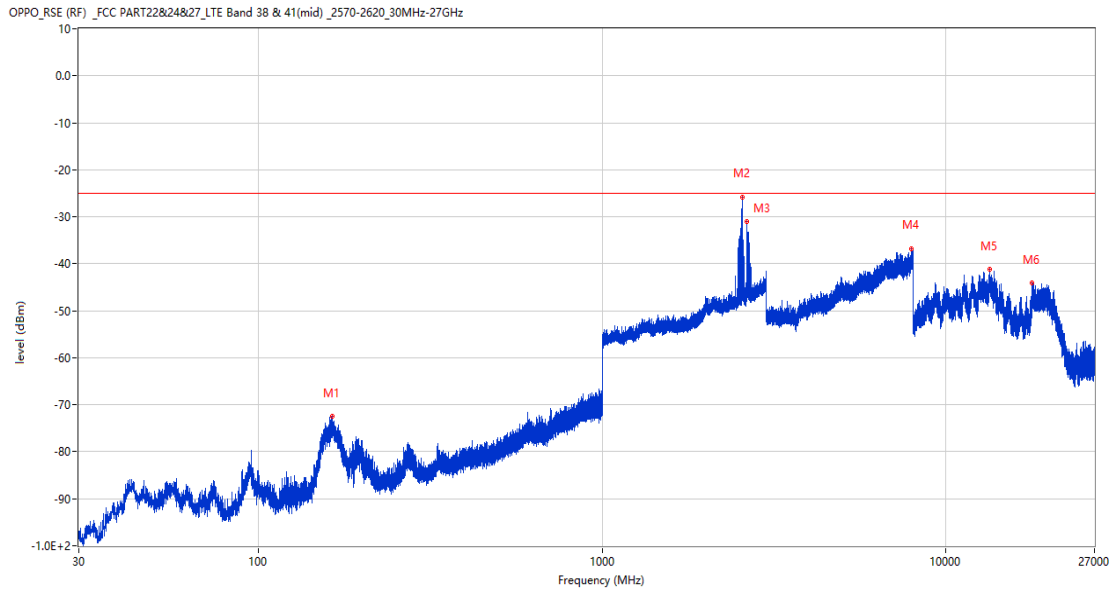
RSE-V&H LTE Band 41 BW10 CH40620



Frequency (MHz)	Result (dBm)	Factor (dB)	PK Limit (dBm)	Over Limit (dB)	Table (o)	ANT	EUT	Verdict
42.755	-71.81	-16.67	-25.0	-46.81	360.00	Vertical	Horizontal	Pass
2559.800	-39.22	8.25	-25.0	-14.22	96.00	Vertical	Horizontal	N/A
2628.200	-41.65	9.00	-25.0	-16.65	169.00	Vertical	Horizontal	N/A
7966.750	-36.47	18.11	-25.0	-11.47	233.00	Vertical	Horizontal	Pass
13361.100	-40.45	16.64	-25.0	-15.45	152.00	Vertical	Horizontal	Pass
17930.177	-44.16	13.61	-25.0	-19.16	360.00	Vertical	Horizontal	Pass

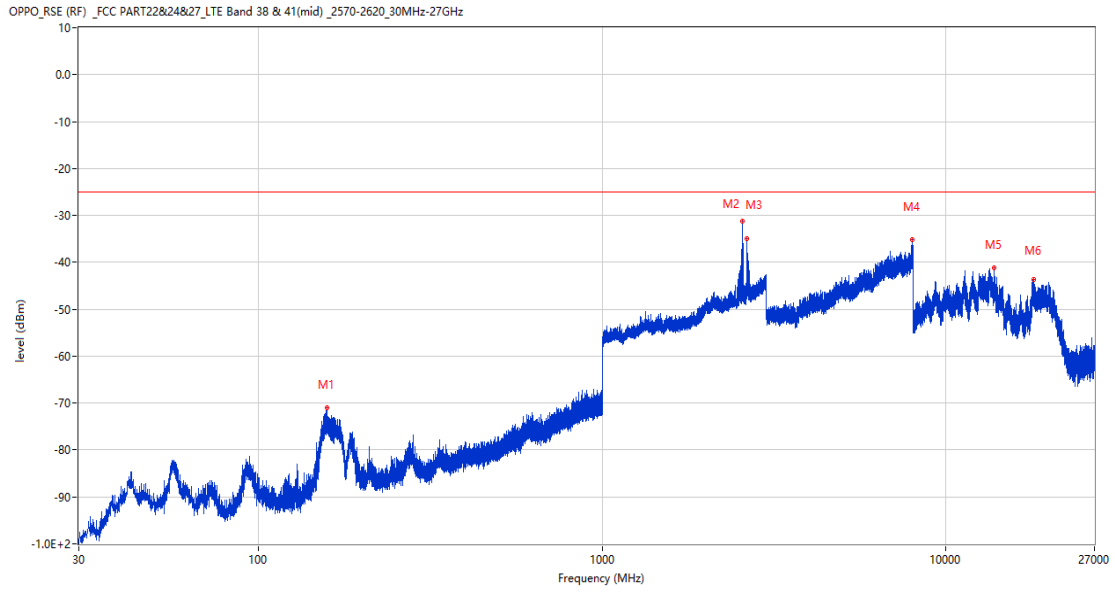
18.3 LTE Band 41 BW15, Middle Channel

RSE-H&H LTE Band 41 BW15 CH40620



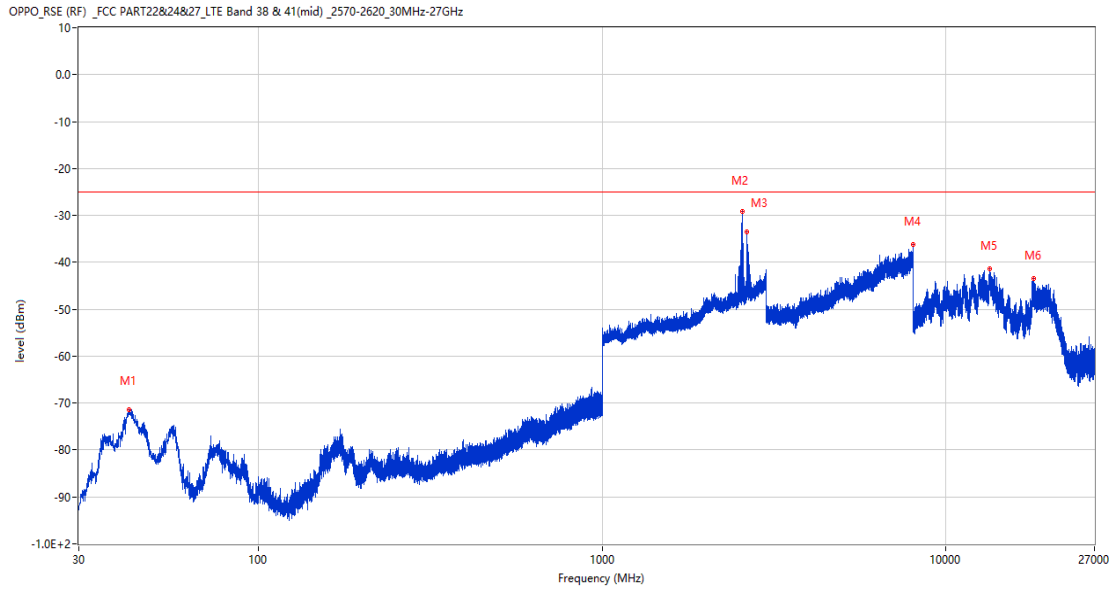
Frequency (MHz)	Result (dBm)	Factor (dB)	PK Limit (dBm)	Over Limit (dB)	Table (o)	ANT	EUT	Verdict
163.763	-72.45	-18.15	-25.0	-47.45	61.00	Horizontal	Horizontal	Pass
2558.600	-25.73	8.23	-25.0	-0.73	360.00	Horizontal	Horizontal	N/A
2628.200	-30.93	9.00	-25.0	-5.93	20.00	Horizontal	Horizontal	N/A
7931.500	-36.75	18.77	-25.0	-11.75	241.00	Horizontal	Horizontal	Pass
13384.988	-41.25	16.87	-25.0	-16.25	265.00	Horizontal	Horizontal	Pass
17800.499	-44.03	13.19	-25.0	-19.03	220.00	Horizontal	Horizontal	Pass

RSE-H&V LTE Band 41 BW15 CH40620



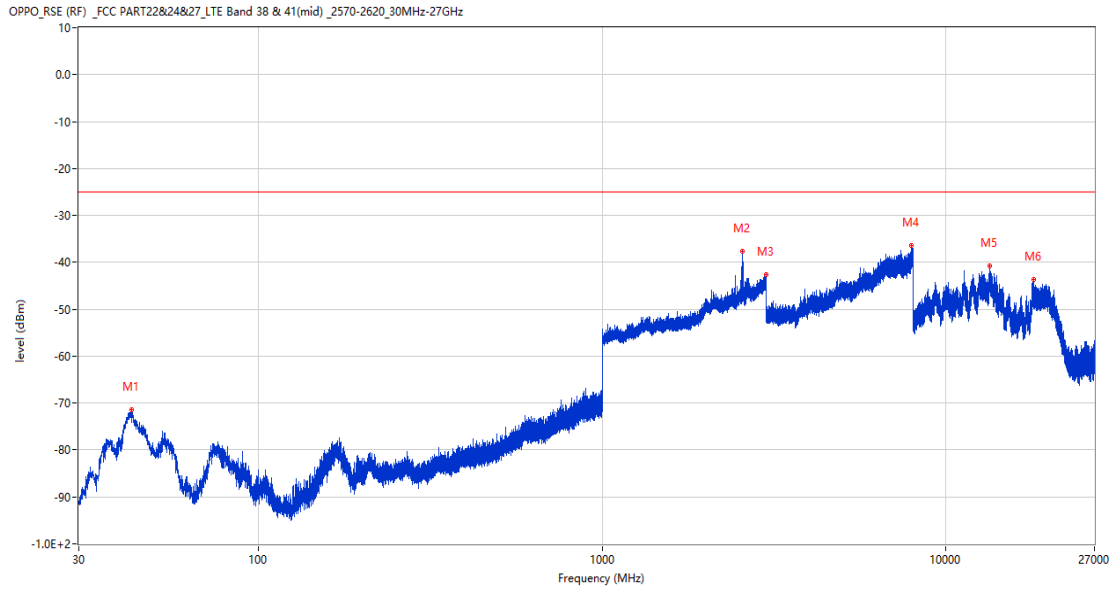
Frequency (MHz)	Result (dBm)	Factor (dB)	PK Limit (dBm)	Over Limit (dB)	Table (o)	ANT	EUT	Verdict
157.700	-70.99	-18.67	-25.0	-45.99	66.00	Horizontal	Vertical	Pass
2556.700	-31.29	8.21	-25.0	-6.29	34.00	Horizontal	Vertical	N/A
2629.900	-34.98	9.01	-25.0	-9.98	151.00	Horizontal	Vertical	N/A
7966.500	-35.06	18.09	-25.0	-10.06	291.00	Horizontal	Vertical	Pass
13811.287	-41.18	16.75	-25.0	-16.18	309.00	Horizontal	Vertical	Pass
17942.249	-43.73	13.90	-25.0	-18.73	152.00	Horizontal	Vertical	Pass

RSE-V&V LTE Band 41 BW15 CH40620



Frequency (MHz)	Result (dBm)	Factor (dB)	PK Limit (dBm)	Over Limit (dB)	Table (o)	ANT	EUT	Verdict
41.883	-71.38	-17.34	-25.0	-46.38	0.00	Vertical	Vertical	Pass
2559.600	-29.25	8.24	-25.0	-4.25	78.00	Vertical	Vertical	N/A
2636.500	-33.55	9.07	-25.0	-8.55	278.00	Vertical	Vertical	N/A
7995.000	-36.12	18.75	-25.0	-11.12	341.00	Vertical	Vertical	Pass
13410.187	-41.28	16.79	-25.0	-16.28	360.00	Vertical	Vertical	Pass
17948.025	-43.47	14.04	-25.0	-18.47	0.00	Vertical	Vertical	Pass

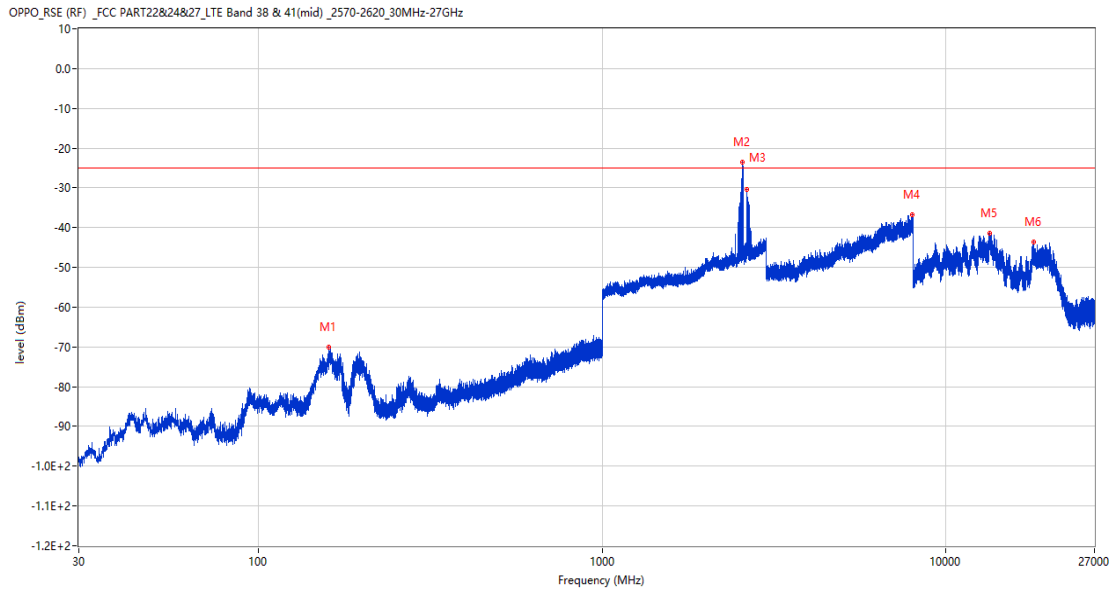
RSE-V&H LTE Band 41 BW15 CH40620



Frequency (MHz)	Result (dBm)	Factor (dB)	PK Limit (dBm)	Over Limit (dB)	Table (o)	ANT	EUT	Verdict
42.755	-71.35	-16.67	-25.0	-46.35	360.00	Vertical	Horizontal	Pass
2555.000	-37.62	8.22	-25.0	-12.62	130.00	Vertical	Horizontal	N/A
2993.500	-42.71	11.31	-25.0	-17.71	95.00	Vertical	Horizontal	Pass
7925.250	-36.40	18.41	-25.0	-11.40	207.00	Vertical	Horizontal	Pass
13359.000	-40.77	16.62	-25.0	-15.77	39.00	Vertical	Horizontal	Pass
17930.437	-43.64	13.62	-25.0	-18.64	355.00	Vertical	Horizontal	Pass

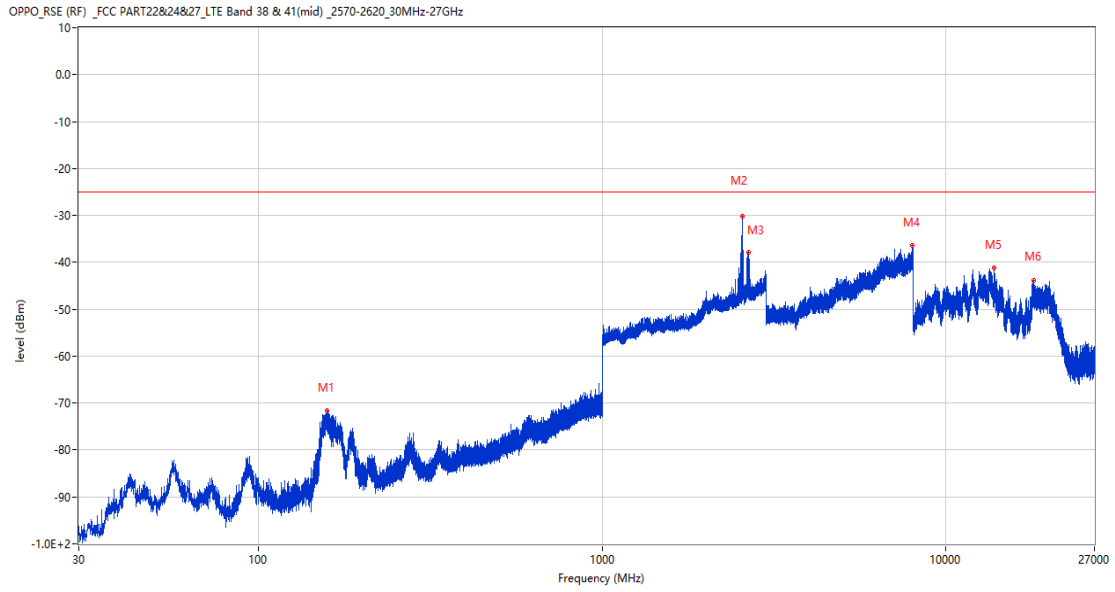
18.4 LTE Band 41 BW20, Middle Channel

RSE-H&H LTE Band 41 BW20 CH40620



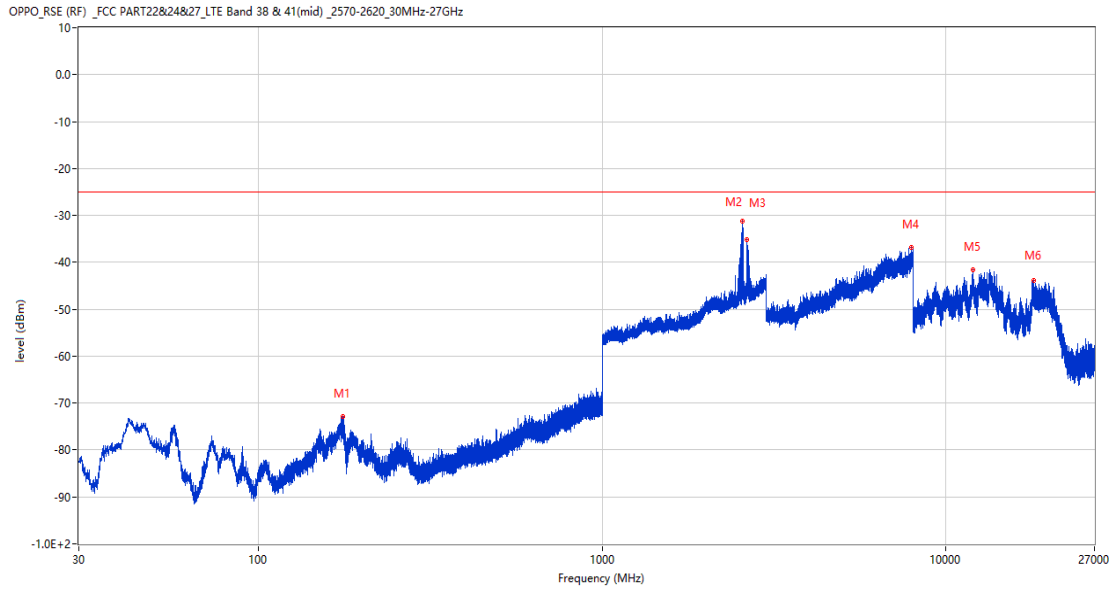
Frequency (MHz)	Result (dBm)	Factor (dB)	PK Limit (dBm)	Over Limit (dB)	Table (o)	ANT	EUT	Verdict
160.126	-70.17	-18.21	-25.0	-45.17	73.00	Horizontal	Horizontal	Pass
2559.600	-23.52	8.24	-25.0	1.48	5.00	Horizontal	Horizontal	N/A
2631.300	-30.28	9.02	-25.0	-5.28	19.00	Horizontal	Horizontal	N/A
7990.250	-36.73	18.41	-25.0	-11.73	247.00	Horizontal	Horizontal	Pass
13393.125	-41.34	16.95	-25.0	-16.34	39.00	Horizontal	Horizontal	Pass
17942.249	-43.50	13.90	-25.0	-18.50	360.00	Horizontal	Horizontal	Pass

RSE-H&V LTE Band 41 BW20 CH40620



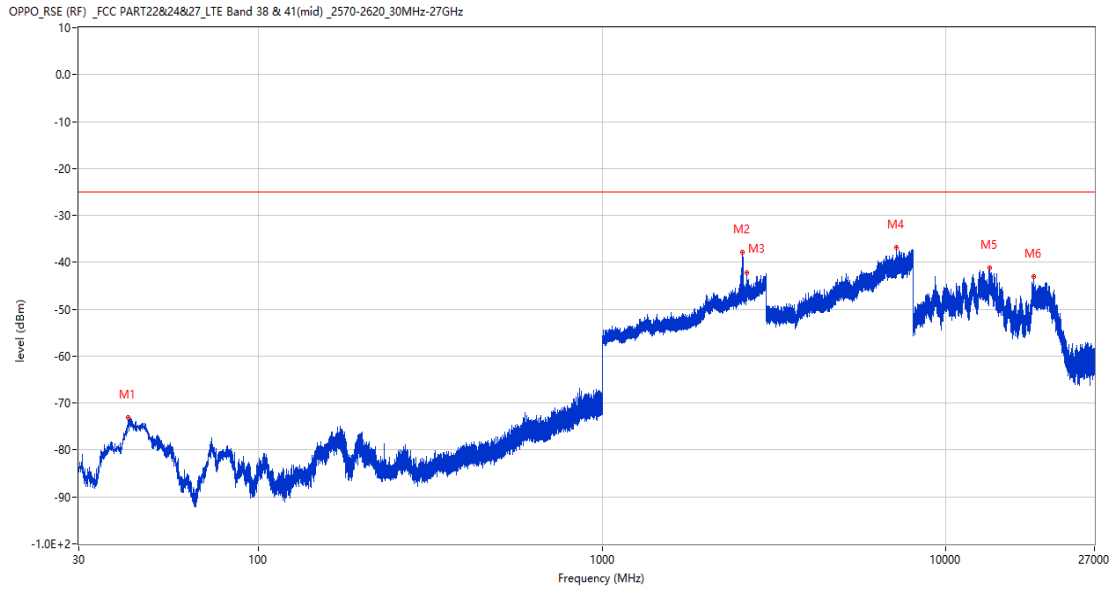
Frequency (MHz)	Result (dBm)	Factor (dB)	PK Limit (dBm)	Over Limit (dB)	Table (o)	ANT	EUT	Verdict
158.476	-71.71	-18.51	-25.0	-46.71	60.00	Horizontal	Vertical	Pass
2560.100	-30.20	8.25	-25.0	-5.20	156.00	Horizontal	Vertical	N/A
2661.800	-37.84	8.87	-25.0	-12.84	47.00	Horizontal	Vertical	N/A
7950.500	-36.48	18.63	-25.0	-11.48	118.00	Horizontal	Vertical	Pass
13808.663	-41.18	16.81	-25.0	-16.18	289.00	Horizontal	Vertical	Pass
17934.375	-43.92	13.71	-25.0	-18.92	198.00	Horizontal	Vertical	Pass

RSE-V&V LTE Band 41 BW20 CH40620



Frequency (MHz)	Result (dBm)	Factor (dB)	PK Limit (dBm)	Over Limit (dB)	Table (o)	ANT	EUT	Verdict
176.227	-72.90	-17.54	-25.0	-47.90	265.00	Vertical	Vertical	Pass
2556.300	-31.24	8.20	-25.0	-6.24	146.00	Vertical	Vertical	N/A
2637.300	-35.06	9.11	-25.0	-10.06	278.00	Vertical	Vertical	N/A
7945.250	-36.77	18.84	-25.0	-11.77	78.00	Vertical	Vertical	Pass
11944.162	-41.69	14.00	-25.0	-16.69	343.00	Vertical	Vertical	Pass
17939.886	-43.77	13.85	-25.0	-18.77	311.00	Vertical	Vertical	Pass

RSE-V&H LTE Band 41 BW20 CH40620



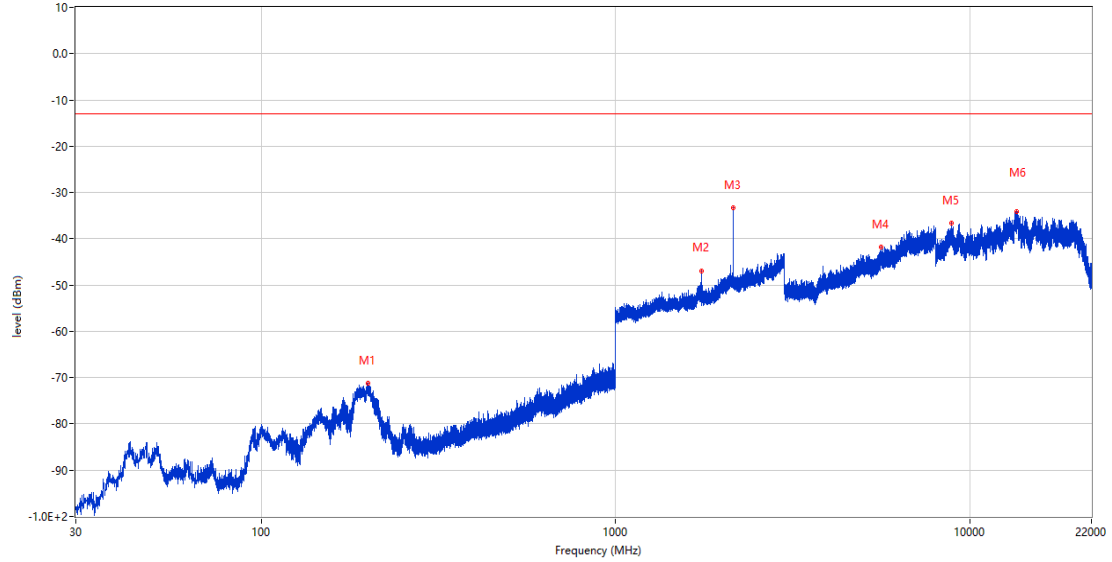
Frequency (MHz)	Result (dBm)	Factor (dB)	PK Limit (dBm)	Over Limit (dB)	Table (o)	ANT	EUT	Verdict
41.834	-73.07	-17.41	-25.0	-48.07	191.00	Vertical	Horizontal	Pass
2557.400	-37.86	8.22	-25.0	-12.86	51.00	Vertical	Horizontal	N/A
2636.800	-42.22	9.11	-25.0	-17.22	0.00	Vertical	Horizontal	N/A
7170.500	-36.80	15.80	-25.0	-11.80	73.00	Vertical	Horizontal	Pass
13425.150	-41.10	16.46	-25.0	-16.10	83.00	Vertical	Horizontal	Pass
17934.901	-42.98	13.73	-25.0	-17.98	288.00	Vertical	Horizontal	Pass

19 LTE Band 66

19.1 LTE Band 66 BW1.4, Middle Channel

RSE-H&H LTE Band 66 BW1.4 CH132322

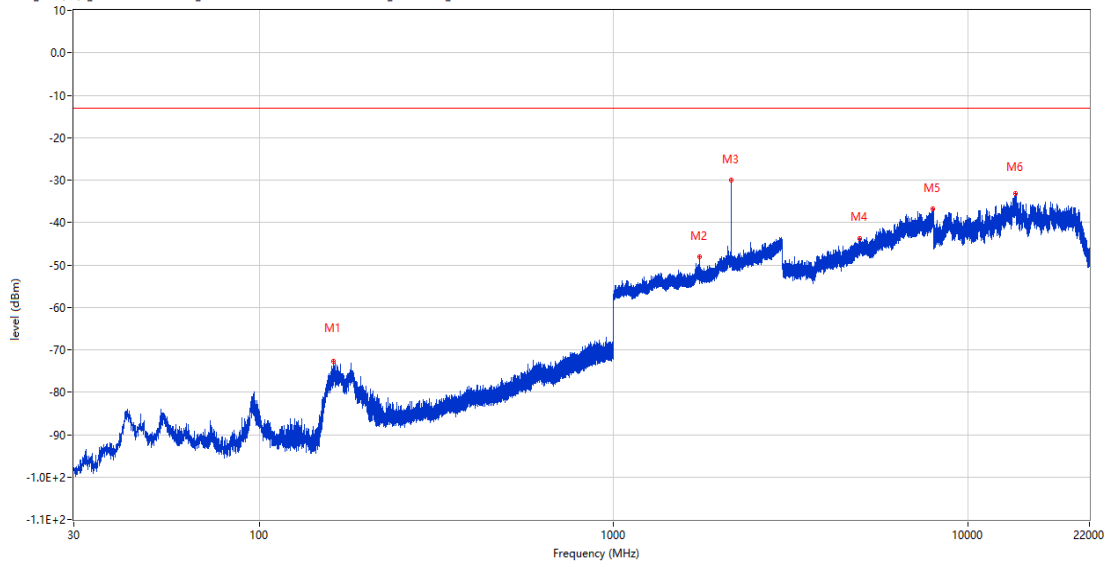
OPPO_RSE (RF) _FCC PART22&24&27_WCDMA Band 4 & LTE Band 4 & 66_1710-1785_30MHz-20GHz



Frequency (MHz)	Result (dBm)	Factor (dB)	PK Limit (dBm)	Over Limit (dB)	Table (o)	ANT	EUT	Verdict
199.702	-71.18	-15.59	-13.0	-58.18	49.00	Horizontal	Horizontal	Pass
1745.700	-46.97	2.31	-13.0	-33.97	360.00	Horizontal	Horizontal	N/A
2146.200	-33.27	5.13	-13.0	-20.27	268.00	Horizontal	Horizontal	N/A
5607.250	-41.88	13.80	-13.0	-28.88	346.00	Horizontal	Horizontal	Pass
8876.375	-36.65	20.04	-13.0	-23.65	26.00	Horizontal	Horizontal	Pass
13543.650	-34.22	25.06	-13.0	-21.22	26.00	Horizontal	Horizontal	Pass

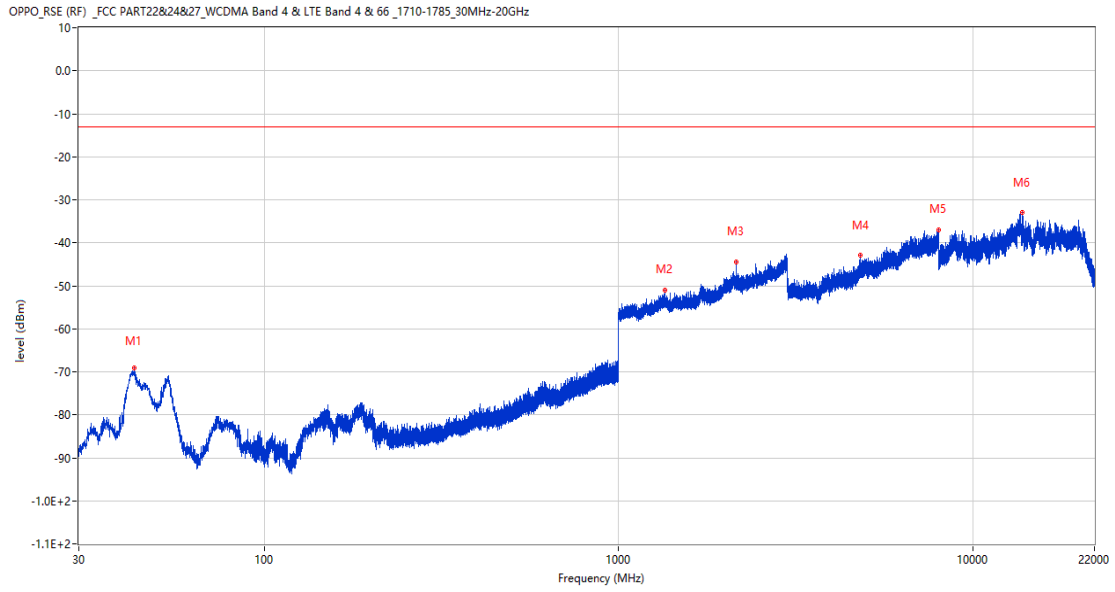
RSE-H&V LTE Band 66 BW1.4 CH132322

OPPO_RSE (RF) _FCC PART22&24&27_WCDMA Band 4 & LTE Band 4 & 66 _1710-1785_30MHz-20GHz



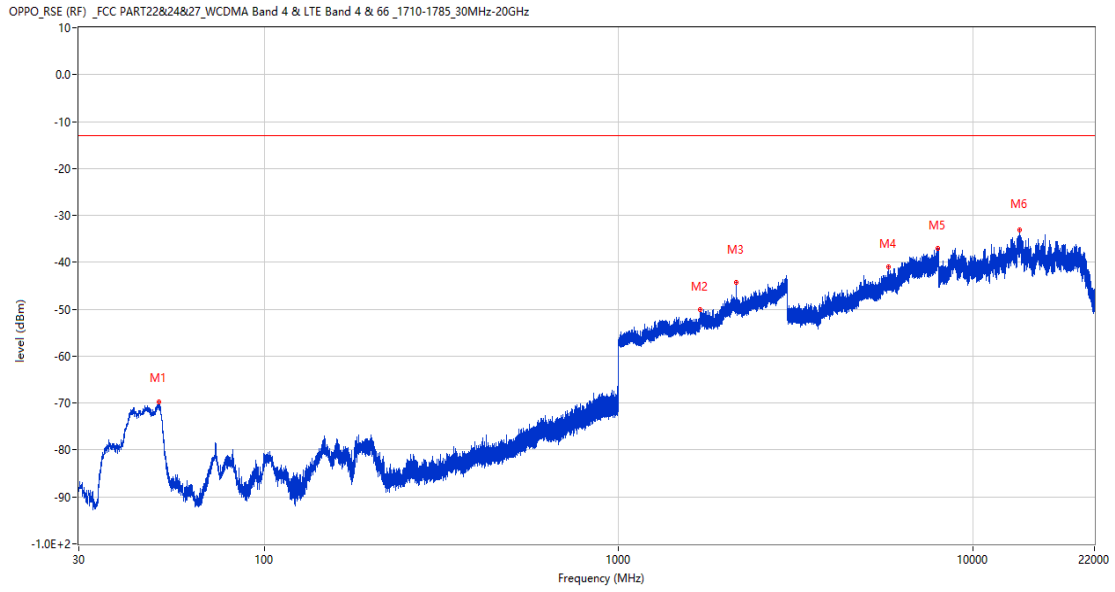
Frequency (MHz)	Result (dBm)	Factor (dB)	PK Limit (dBm)	Over Limit (dB)	Table (o)	ANT	EUT	Verdict
161.629	-72.81	-18.22	-13.0	-59.81	62.00	Horizontal	Vertical	Pass
1745.600	-48.07	2.31	-13.0	-35.07	14.00	Horizontal	Vertical	N/A
2146.300	-30.09	5.14	-13.0	-17.09	270.00	Horizontal	Vertical	N/A
4951.500	-43.70	12.82	-13.0	-30.70	177.00	Horizontal	Vertical	Pass
7939.750	-36.79	18.97	-13.0	-23.79	332.00	Horizontal	Vertical	Pass
13605.625	-33.10	24.87	-13.0	-20.10	227.00	Horizontal	Vertical	Pass

RSE-V&V LTE Band 66 BW1.4 CH132322



Frequency (MHz)	Result (dBm)	Factor (dB)	PK Limit (dBm)	Over Limit (dB)	Table (o)	ANT	EUT	Verdict
42.950	-69.05	-16.50	-13.0	-56.05	344.00	Vertical	Vertical	Pass
1354.800	-51.12	0.58	-13.0	-38.12	166.00	Vertical	Vertical	Pass
2145.700	-44.45	5.09	-13.0	-31.45	116.00	Vertical	Vertical	N/A
4795.000	-42.94	12.69	-13.0	-29.94	43.00	Vertical	Vertical	Pass
7987.750	-37.09	18.32	-13.0	-24.09	202.00	Vertical	Vertical	Pass
13803.575	-32.90	24.44	-13.0	-19.90	175.00	Vertical	Vertical	Pass

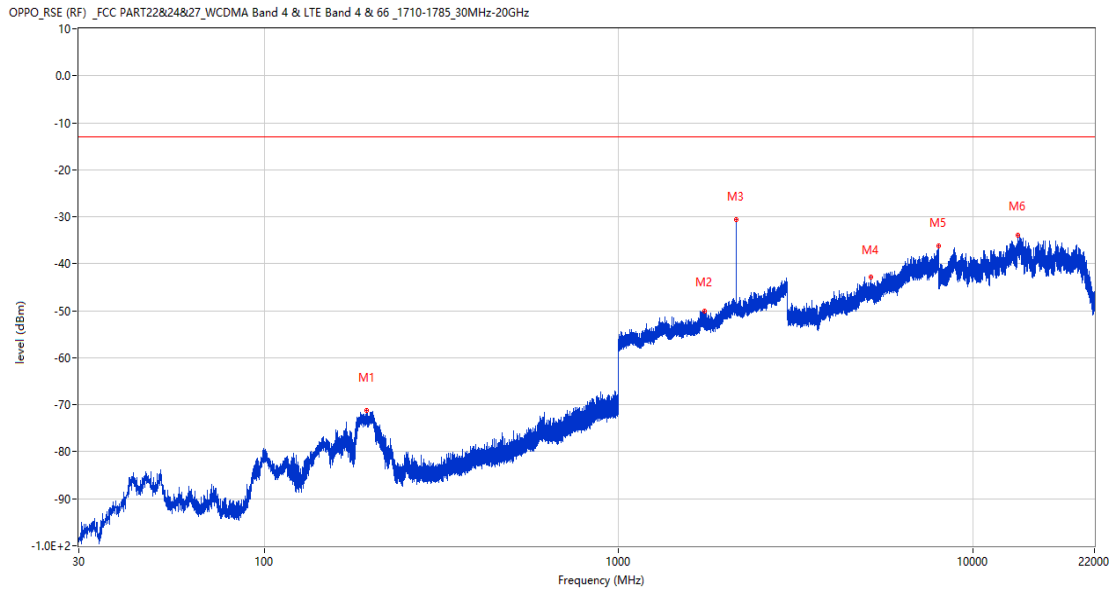
RSE-V&H LTE Band 66 BW1.4 CH132322



Frequency (MHz)	Result (dBm)	Factor (dB)	PK Limit (dBm)	Over Limit (dB)	Table (o)	ANT	EUT	Verdict
50.419	-69.65	-17.25	-13.0	-56.65	145.00	Vertical	Horizontal	Pass
1700.400	-50.00	2.78	-13.0	-37.00	146.00	Vertical	Horizontal	Pass
2146.000	-44.19	5.11	-13.0	-31.19	215.00	Vertical	Horizontal	N/A
5759.250	-40.96	14.40	-13.0	-27.96	177.00	Vertical	Horizontal	Pass
7935.750	-37.06	18.86	-13.0	-24.06	347.00	Vertical	Horizontal	Pass
13566.775	-33.17	25.10	-13.0	-20.17	233.00	Vertical	Horizontal	Pass

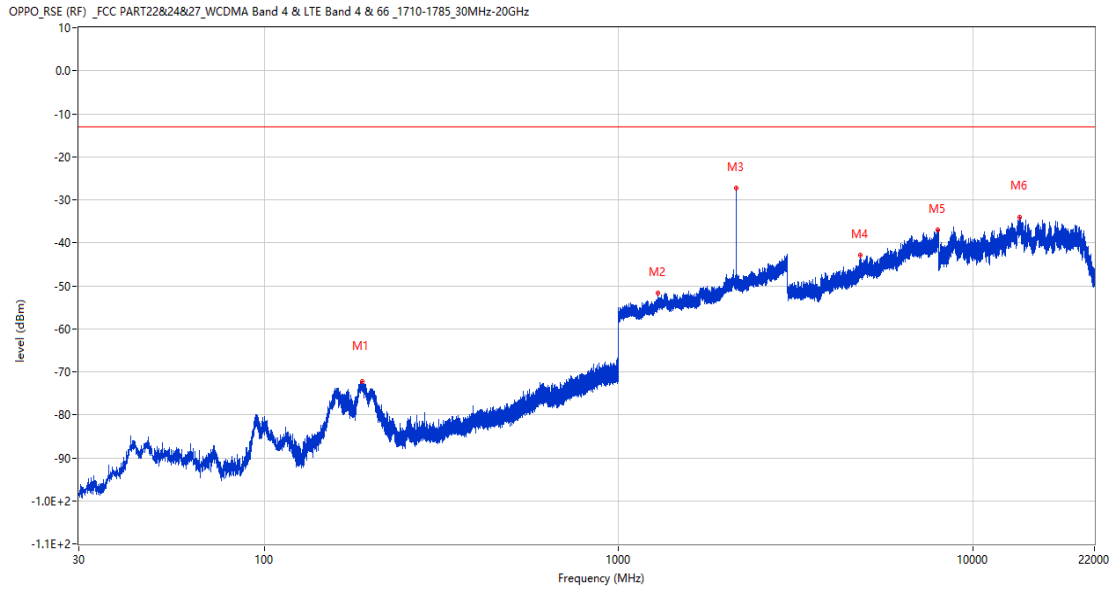
19.2 LTE Band 66 BW3, Middle Channel

RSE-H&H LTE Band 66 BW3 CH132322



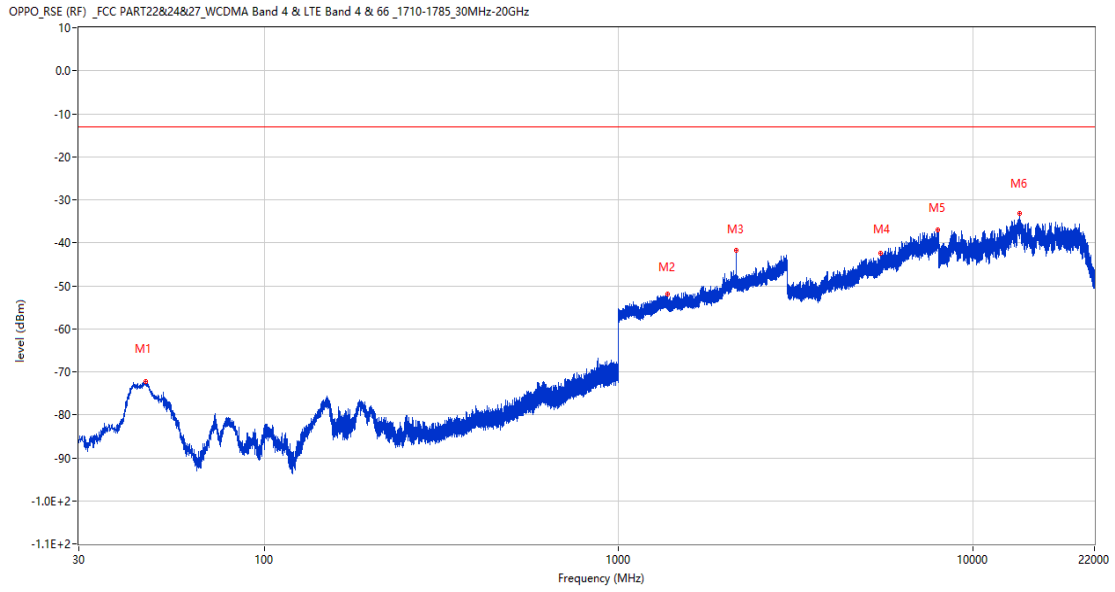
Frequency (MHz)	Result (dBm)	Factor (dB)	PK Limit (dBm)	Over Limit (dB)	Table (o)	ANT	EUT	Verdict
194.512	-71.25	-15.92	-13.0	-58.25	72.00	Horizontal	Horizontal	Pass
1744.800	-50.14	2.32	-13.0	-37.14	360.00	Horizontal	Horizontal	N/A
2145.800	-30.62	5.10	-13.0	-17.62	277.00	Horizontal	Horizontal	N/A
5143.500	-42.73	12.16	-13.0	-29.73	259.00	Horizontal	Horizontal	Pass
7999.000	-36.24	18.94	-13.0	-23.24	24.00	Horizontal	Horizontal	Pass
13342.000	-33.89	24.23	-13.0	-20.89	351.00	Horizontal	Horizontal	Pass

RSE-H&V LTE Band 66 BW3 CH132322



Frequency (MHz)	Result (dBm)	Factor (dB)	PK Limit (dBm)	Over Limit (dB)	Table (o)	ANT	EUT	Verdict
188.837	-72.20	-16.85	-13.0	-59.20	79.00	Horizontal	Vertical	Pass
1291.300	-51.76	0.35	-13.0	-38.76	94.00	Horizontal	Vertical	Pass
2146.100	-27.27	5.12	-13.0	-14.27	269.00	Horizontal	Vertical	N/A
4811.250	-42.87	12.93	-13.0	-29.87	18.00	Horizontal	Vertical	Pass
7944.000	-36.94	18.87	-13.0	-23.94	103.00	Horizontal	Vertical	Pass
13519.600	-33.96	24.44	-13.0	-20.96	250.00	Horizontal	Vertical	Pass

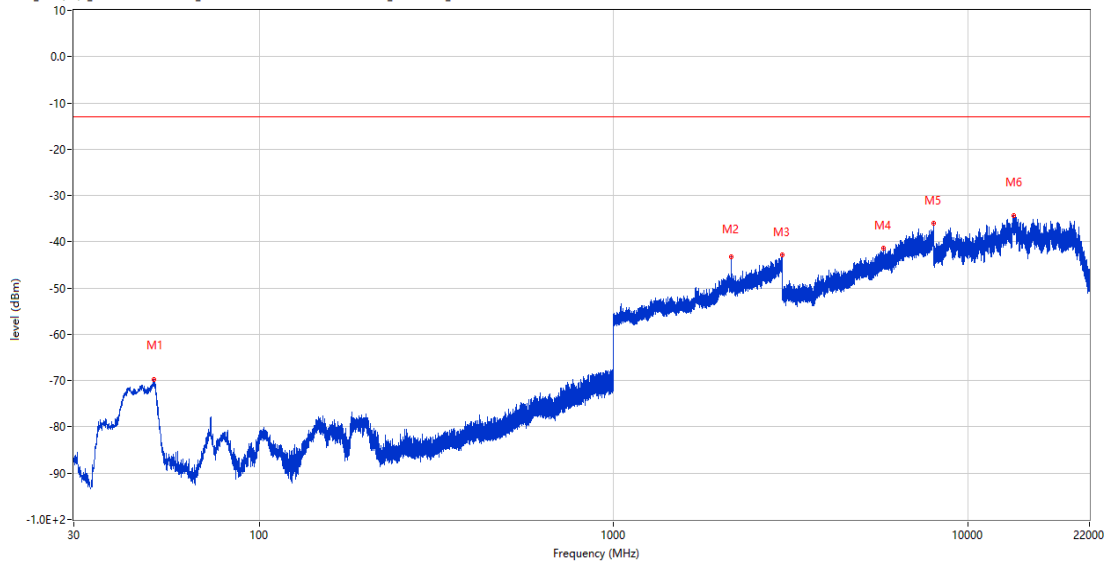
RSE-V&V LTE Band 66 BW3 CH132322



Frequency (MHz)	Result (dBm)	Factor (dB)	PK Limit (dBm)	Over Limit (dB)	Table (o)	ANT	EUT	Verdict
46.199	-72.34	-17.20	-13.0	-59.34	130.00	Vertical	Vertical	Pass
1376.300	-51.91	0.31	-13.0	-38.91	140.00	Vertical	Vertical	Pass
2145.800	-41.77	5.10	-13.0	-28.77	2.00	Vertical	Vertical	N/A
5494.750	-42.32	12.96	-13.0	-29.32	276.00	Vertical	Vertical	Pass
7931.000	-37.00	18.76	-13.0	-24.00	172.00	Vertical	Vertical	Pass
13538.099	-33.23	24.92	-13.0	-20.23	246.00	Vertical	Vertical	Pass

RSE-V&H LTE Band 66 BW3 CH132322

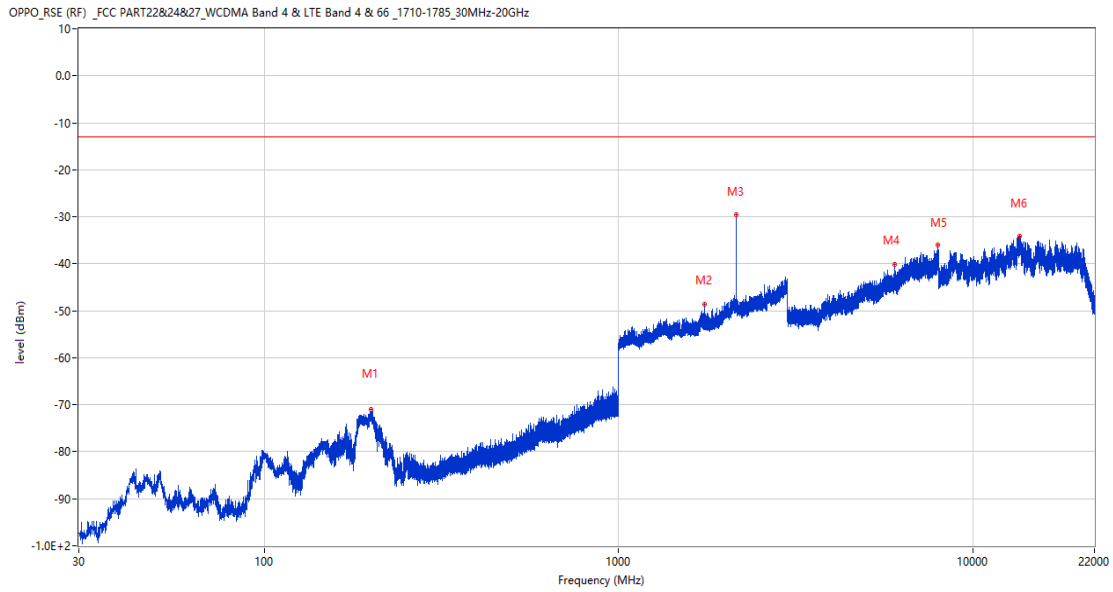
OPPO_RSE (RF) _FCC PART22&24&27_WCDMA Band 4 & LTE Band 4 & 66 _1710-1785_30MHz-20GHz



Frequency (MHz)	Result (dBm)	Factor (dB)	PK Limit (dBm)	Over Limit (dB)	Table (o)	ANT	EUT	Verdict
50.612	-69.78	-17.31	-13.0	-56.78	162.00	Vertical	Horizontal	Pass
2146.600	-43.30	5.17	-13.0	-30.30	0.00	Vertical	Horizontal	N/A
2996.600	-42.85	10.87	-13.0	-29.85	345.00	Vertical	Horizontal	Pass
5757.750	-41.34	14.35	-13.0	-28.34	211.00	Vertical	Horizontal	Pass
7999.250	-36.07	18.97	-13.0	-23.07	12.00	Vertical	Horizontal	Pass
13474.737	-34.34	24.23	-13.0	-21.34	10.00	Vertical	Horizontal	Pass

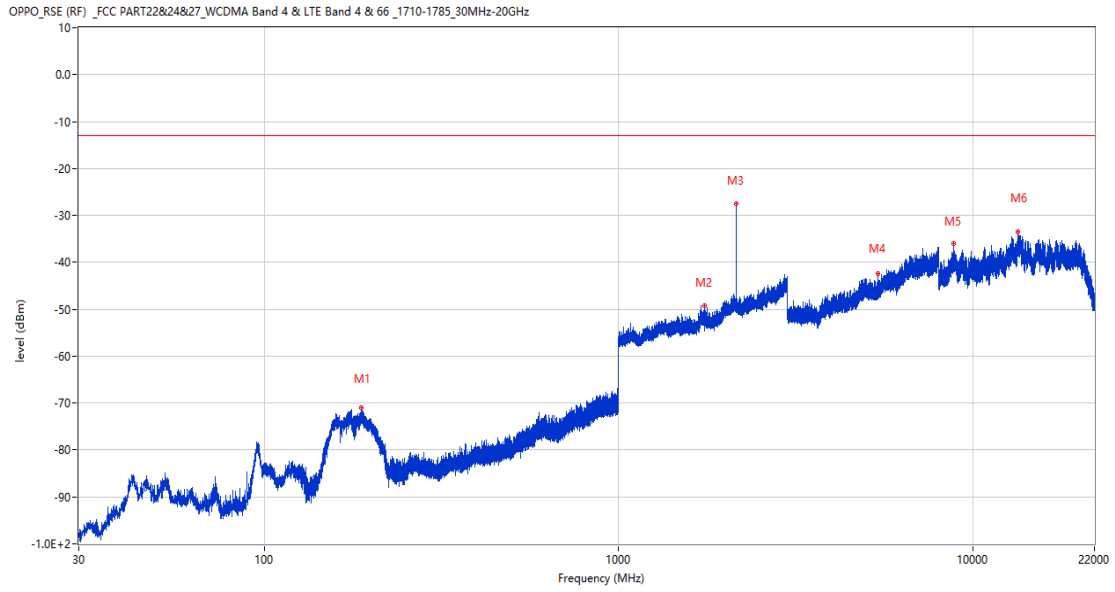
19.3 LTE Band 66 BW5, Middle Channel

RSE-H&H LTE Band 66 BW5 CH132322



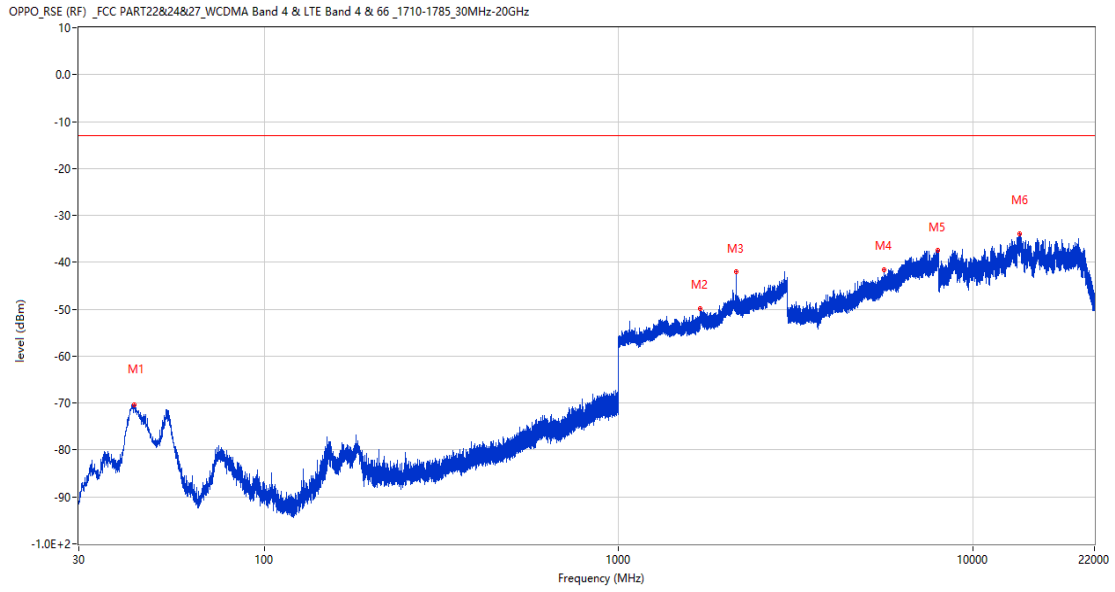
Frequency (MHz)	Result (dBm)	Factor (dB)	PK Limit (dBm)	Over Limit (dB)	Table (o)	ANT	EUT	Verdict
200.671	-71.00	-15.60	-13.0	-58.00	49.00	Horizontal	Horizontal	Pass
1743.700	-48.54	2.33	-13.0	-35.54	145.00	Horizontal	Horizontal	N/A
2147.100	-29.53	5.20	-13.0	-16.53	276.00	Horizontal	Horizontal	N/A
6008.750	-40.04	15.18	-13.0	-27.04	18.00	Horizontal	Horizontal	Pass
7936.500	-35.95	18.94	-13.0	-22.95	360.00	Horizontal	Horizontal	Pass
13515.437	-34.16	24.34	-13.0	-21.16	127.00	Horizontal	Horizontal	Pass

RSE-H&V LTE Band 66 BW5 CH132322



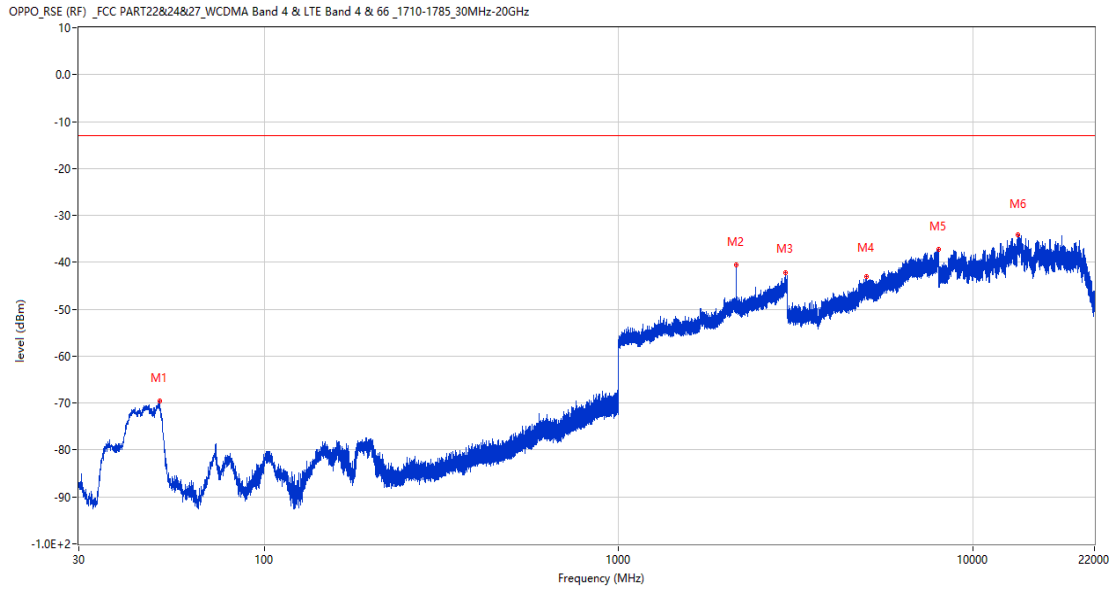
Frequency (MHz)	Result (dBm)	Factor (dB)	PK Limit (dBm)	Over Limit (dB)	Table (o)	ANT	EUT	Verdict
188.207	-71.06	-16.95	-13.0	-58.06	63.00	Horizontal	Vertical	Pass
1743.600	-49.34	2.33	-13.0	-36.34	0.00	Horizontal	Vertical	N/A
2144.600	-27.49	5.09	-13.0	-14.49	271.00	Horizontal	Vertical	N/A
5382.000	-42.45	13.02	-13.0	-29.45	277.00	Horizontal	Vertical	Pass
8836.000	-36.03	20.13	-13.0	-23.03	128.00	Horizontal	Vertical	Pass
13377.613	-33.54	24.71	-13.0	-20.54	171.00	Horizontal	Vertical	Pass

RSE-V&V LTE Band 66 BW5 CH132322



Frequency (MHz)	Result (dBm)	Factor (dB)	PK Limit (dBm)	Over Limit (dB)	Table (o)	ANT	EUT	Verdict
42.901	-70.34	-16.54	-13.0	-57.34	335.00	Vertical	Vertical	Pass
1698.500	-49.80	2.10	-13.0	-36.80	278.00	Vertical	Vertical	Pass
2145.200	-42.06	5.07	-13.0	-29.06	215.00	Vertical	Vertical	N/A
5607.000	-41.57	13.82	-13.0	-28.57	318.00	Vertical	Vertical	Pass
7947.750	-37.36	18.71	-13.0	-24.36	23.00	Vertical	Vertical	Pass
13536.250	-33.91	24.87	-13.0	-20.91	100.00	Vertical	Vertical	Pass

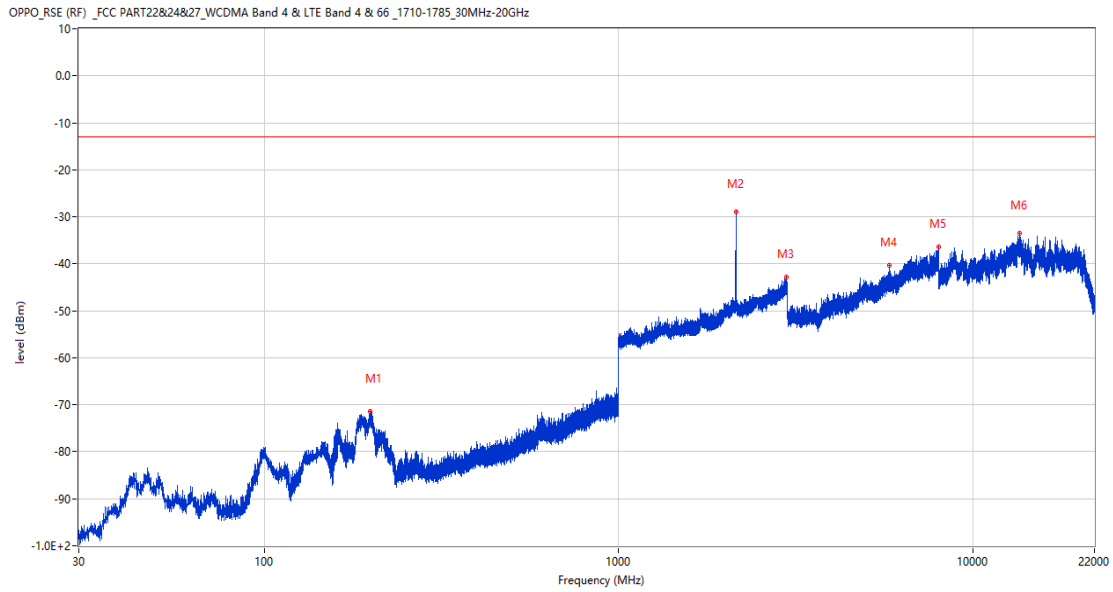
RSE-V&H LTE Band 66 BW5 CH132322



Frequency (MHz)	Result (dBm)	Factor (dB)	PK Limit (dBm)	Over Limit (dB)	Table (o)	ANT	EUT	Verdict
50.709	-69.50	-17.34	-13.0	-56.50	122.00	Vertical	Horizontal	Pass
2144.300	-40.65	5.13	-13.0	-27.65	221.00	Vertical	Horizontal	N/A
2952.400	-42.10	10.64	-13.0	-29.10	307.00	Vertical	Horizontal	Pass
5007.250	-43.11	12.57	-13.0	-30.11	133.00	Vertical	Horizontal	Pass
7975.500	-37.15	18.09	-13.0	-24.15	283.00	Vertical	Horizontal	Pass
13380.850	-34.14	24.73	-13.0	-21.14	355.00	Vertical	Horizontal	Pass

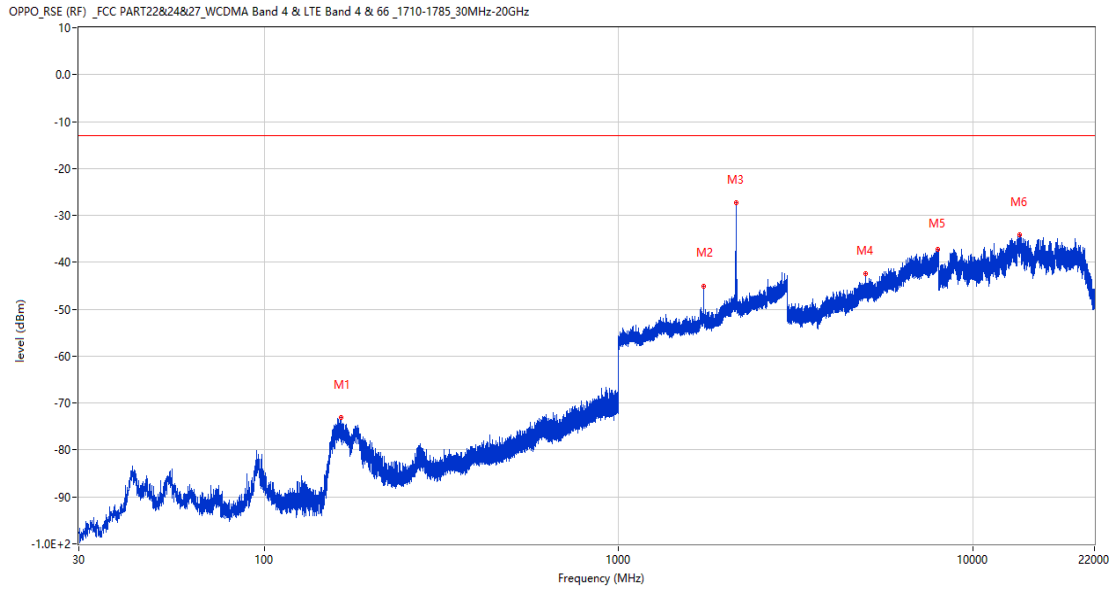
19.4 LTE Band 66 BW10, Middle Channel

RSE-H&H LTE Band 66 BW10 CH132322



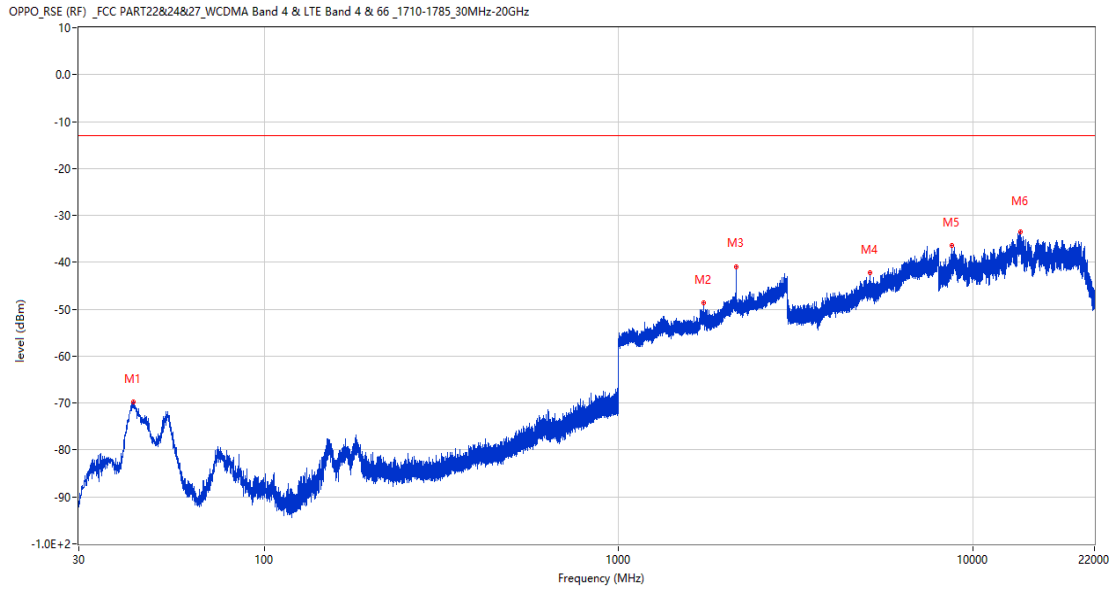
Frequency (MHz)	Result (dBm)	Factor (dB)	PK Limit (dBm)	Over Limit (dB)	Table (o)	ANT	EUT	Verdict
199.556	-71.51	-15.60	-13.0	-58.51	57.00	Horizontal	Horizontal	Pass
2143.700	-29.04	5.18	-13.0	-16.04	227.00	Horizontal	Horizontal	N/A
2976.500	-42.78	11.72	-13.0	-29.78	85.00	Horizontal	Horizontal	Pass
5801.500	-40.32	14.47	-13.0	-27.32	193.00	Horizontal	Horizontal	Pass
7988.750	-36.43	18.35	-13.0	-23.43	58.00	Horizontal	Horizontal	Pass
13552.437	-33.44	25.20	-13.0	-20.44	237.00	Horizontal	Horizontal	Pass

RSE-H&V LTE Band 66 BW10 CH132322



Frequency (MHz)	Result (dBm)	Factor (dB)	PK Limit (dBm)	Over Limit (dB)	Table (o)	ANT	EUT	Verdict
164.733	-73.05	-18.14	-13.0	-60.05	71.00	Horizontal	Vertical	Pass
1741.400	-45.03	2.36	-13.0	-32.03	5.00	Horizontal	Vertical	N/A
2142.400	-27.24	4.98	-13.0	-14.24	271.00	Horizontal	Vertical	N/A
4970.750	-42.40	13.44	-13.0	-29.40	168.00	Horizontal	Vertical	Pass
7936.500	-37.25	18.94	-13.0	-24.25	88.00	Horizontal	Vertical	Pass
13539.951	-34.11	24.96	-13.0	-21.11	56.00	Horizontal	Vertical	Pass

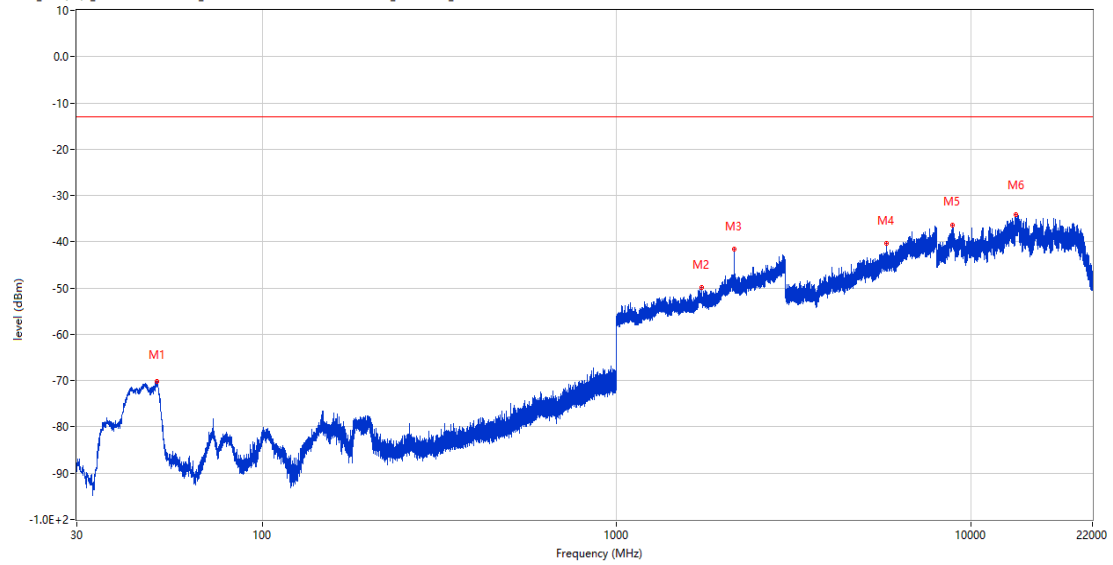
RSE-V&V LTE Band 66 BW10 CH132322



Frequency (MHz)	Result (dBm)	Factor (dB)	PK Limit (dBm)	Over Limit (dB)	Table (o)	ANT	EUT	Verdict
42.658	-69.75	-16.75	-13.0	-56.75	314.00	Vertical	Vertical	Pass
1742.000	-48.61	2.35	-13.0	-35.61	102.00	Vertical	Vertical	N/A
2147.500	-40.88	5.21	-13.0	-27.88	27.00	Vertical	Vertical	N/A
5109.750	-42.21	12.24	-13.0	-29.21	67.00	Vertical	Vertical	Pass
8731.737	-36.36	19.05	-13.0	-23.36	11.00	Vertical	Vertical	Pass
13572.325	-33.48	25.06	-13.0	-20.48	260.00	Vertical	Vertical	Pass

RSE-V&H LTE Band 66 BW10 CH132322

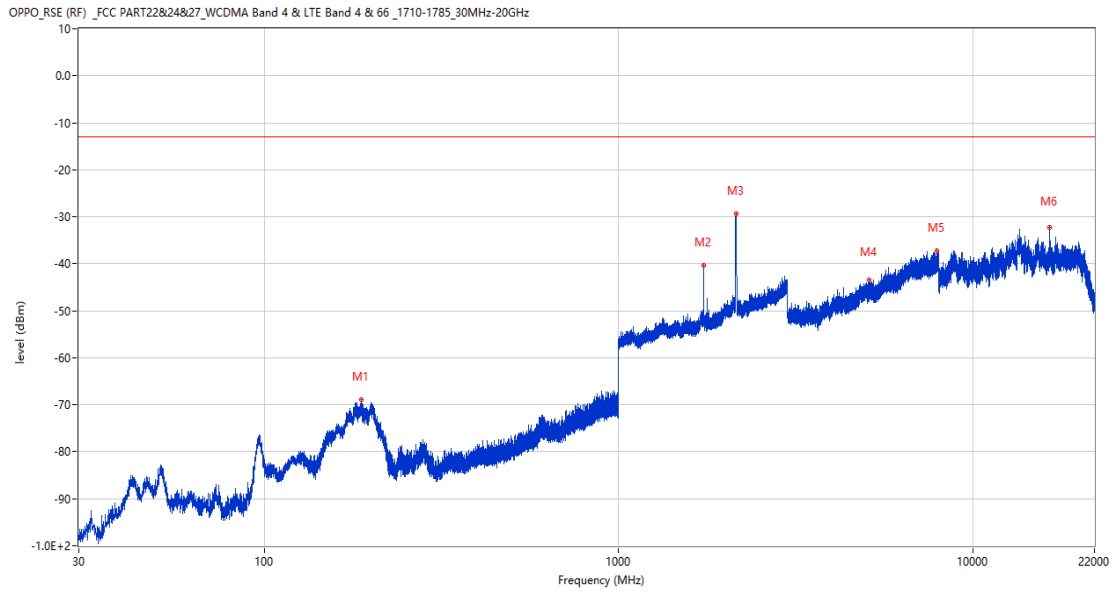
OPPO_RSE (RF) _FCC PART22&24&27_WCDMA Band 4 & LTE Band 4 & 66 _1710-1785_30MHz-20GHz



Frequency (MHz)	Result (dBm)	Factor (dB)	PK Limit (dBm)	Over Limit (dB)	Table (o)	ANT	EUT	Verdict
50.612	-70.18	-17.31	-13.0	-57.18	154.00	Vertical	Horizontal	Pass
1741.400	-49.90	2.36	-13.0	-36.90	341.00	Vertical	Horizontal	N/A
2143.300	-41.68	5.08	-13.0	-28.68	0.00	Vertical	Horizontal	N/A
5780.500	-40.37	14.27	-13.0	-27.37	171.00	Vertical	Horizontal	Pass
8853.100	-36.42	20.32	-13.0	-23.42	234.00	Vertical	Horizontal	Pass
13374.838	-34.15	24.69	-13.0	-21.15	260.00	Vertical	Horizontal	Pass

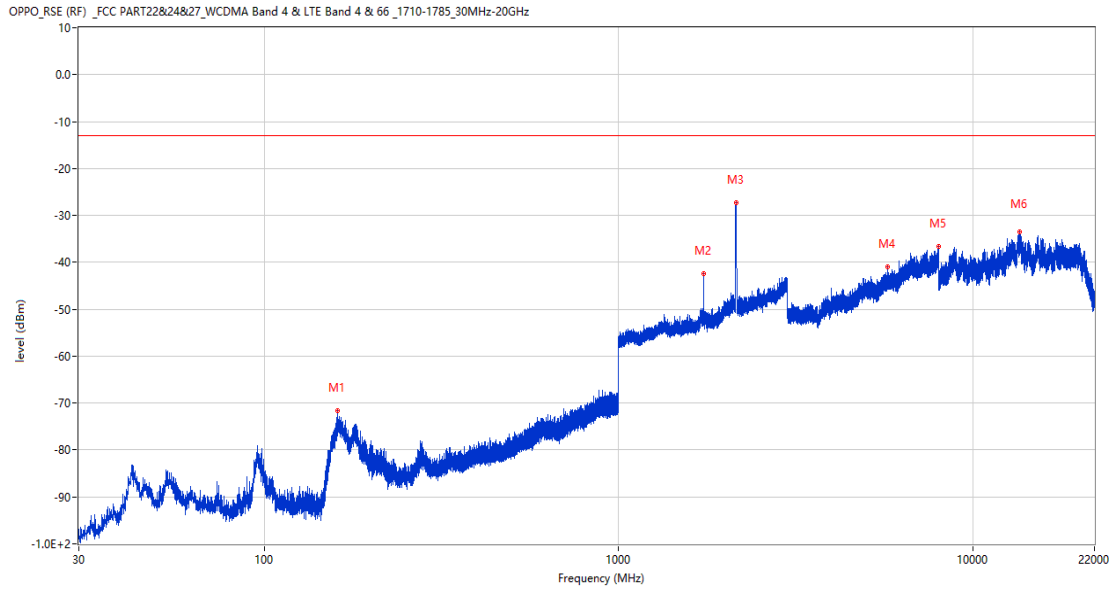
19.5 LTE Band 66 BW15, Middle Channel

RSE-H&H LTE Band 66 BW15 CH132322



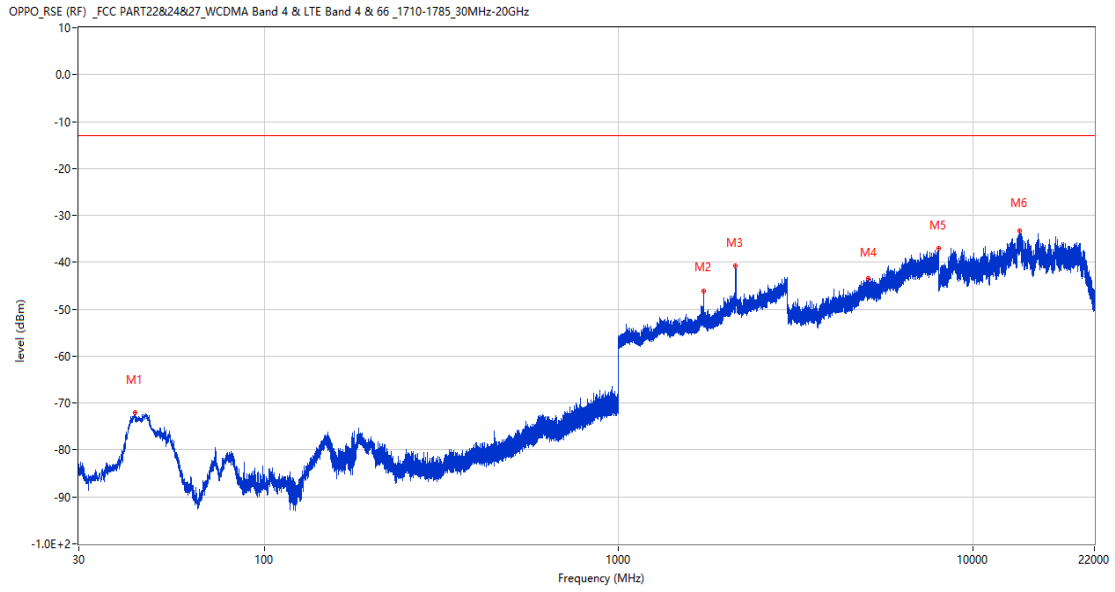
Frequency (MHz)	Result (dBm)	Factor (dB)	PK Limit (dBm)	Over Limit (dB)	Table (o)	ANT	EUT	Verdict
187.964	-68.90	-17.00	-13.0	-55.90	56.00	Horizontal	Horizontal	Pass
1739.200	-40.42	2.38	-13.0	-27.42	351.00	Horizontal	Horizontal	N/A
2150.000	-29.44	5.18	-13.0	-16.44	263.00	Horizontal	Horizontal	N/A
5083.000	-43.44	12.33	-13.0	-30.44	208.00	Horizontal	Horizontal	Pass
7905.750	-37.18	17.92	-13.0	-24.18	188.00	Horizontal	Horizontal	Pass
16450.926	-32.23	23.24	-13.0	-19.23	70.00	Horizontal	Horizontal	Pass

RSE-H&V LTE Band 66 BW15 CH132322



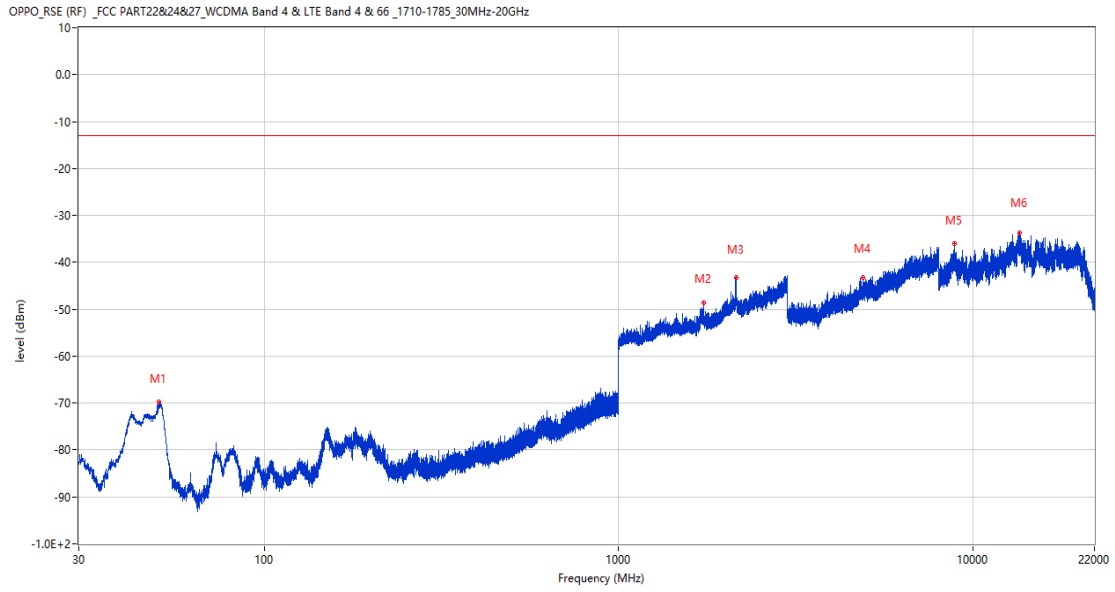
Frequency (MHz)	Result (dBm)	Factor (dB)	PK Limit (dBm)	Over Limit (dB)	Table (o)	ANT	EUT	Verdict
161.241	-71.62	-18.21	-13.0	-58.62	75.00	Horizontal	Vertical	Pass
1739.100	-42.40	2.38	-13.0	-29.40	8.00	Horizontal	Vertical	N/A
2144.000	-27.32	5.17	-13.0	-14.32	282.00	Horizontal	Vertical	N/A
5730.250	-41.06	13.87	-13.0	-28.06	119.00	Horizontal	Vertical	Pass
7994.500	-36.54	18.72	-13.0	-23.54	44.00	Horizontal	Vertical	Pass
13561.687	-33.57	25.14	-13.0	-20.57	126.00	Horizontal	Vertical	Pass

RSE-V&V LTE Band 66 BW15 CH132322



Frequency (MHz)	Result (dBm)	Factor (dB)	PK Limit (dBm)	Over Limit (dB)	Table (o)	ANT	EUT	Verdict
43.289	-72.12	-16.75	-13.0	-59.12	329.00	Vertical	Vertical	Pass
1739.300	-46.04	2.38	-13.0	-33.04	251.00	Vertical	Vertical	N/A
2140.000	-40.68	4.98	-13.0	-27.68	115.00	Vertical	Vertical	N/A
5055.500	-43.37	12.05	-13.0	-30.37	54.00	Vertical	Vertical	Pass
7995.250	-36.98	18.76	-13.0	-23.98	289.00	Vertical	Vertical	Pass
13550.125	-33.24	25.22	-13.0	-20.24	102.00	Vertical	Vertical	Pass

RSE-V&H LTE Band 66 BW15 CH132322

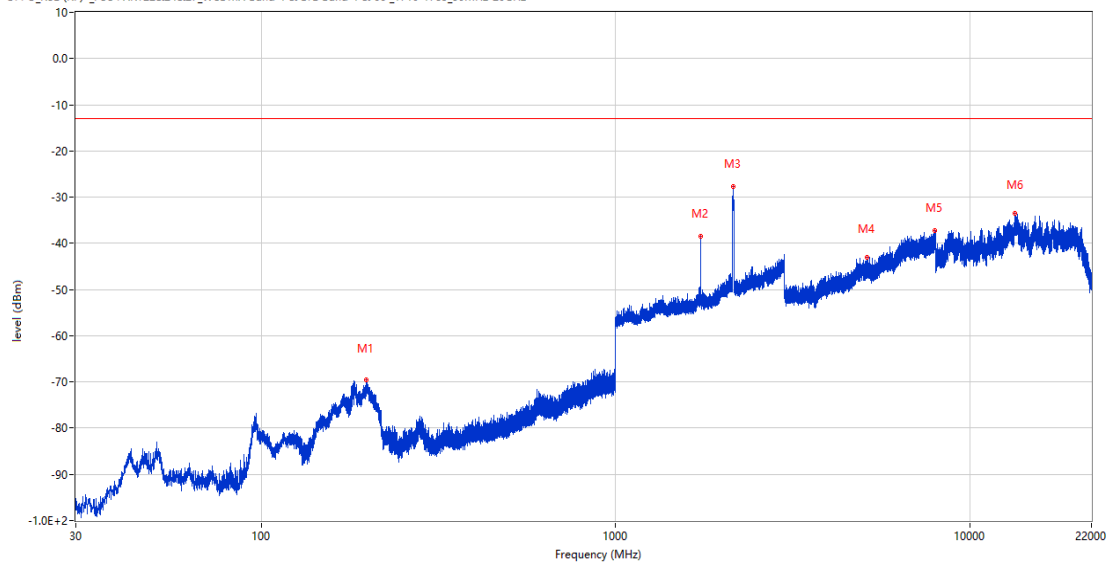


Frequency (MHz)	Result (dBm)	Factor (dB)	PK Limit (dBm)	Over Limit (dB)	Table (o)	ANT	EUT	Verdict
50.370	-69.86	-17.24	-13.0	-56.86	134.00	Vertical	Horizontal	Pass
1739.000	-48.72	2.38	-13.0	-35.72	360.00	Vertical	Horizontal	N/A
2141.100	-43.30	4.95	-13.0	-30.30	278.00	Vertical	Horizontal	N/A
4878.000	-43.33	12.64	-13.0	-30.33	98.00	Vertical	Horizontal	Pass
8843.600	-35.89	20.26	-13.0	-22.89	275.00	Vertical	Horizontal	Pass
13567.700	-33.71	25.10	-13.0	-20.71	216.00	Vertical	Horizontal	Pass

19.6 LTE Band 66 BW20, Middle Channel

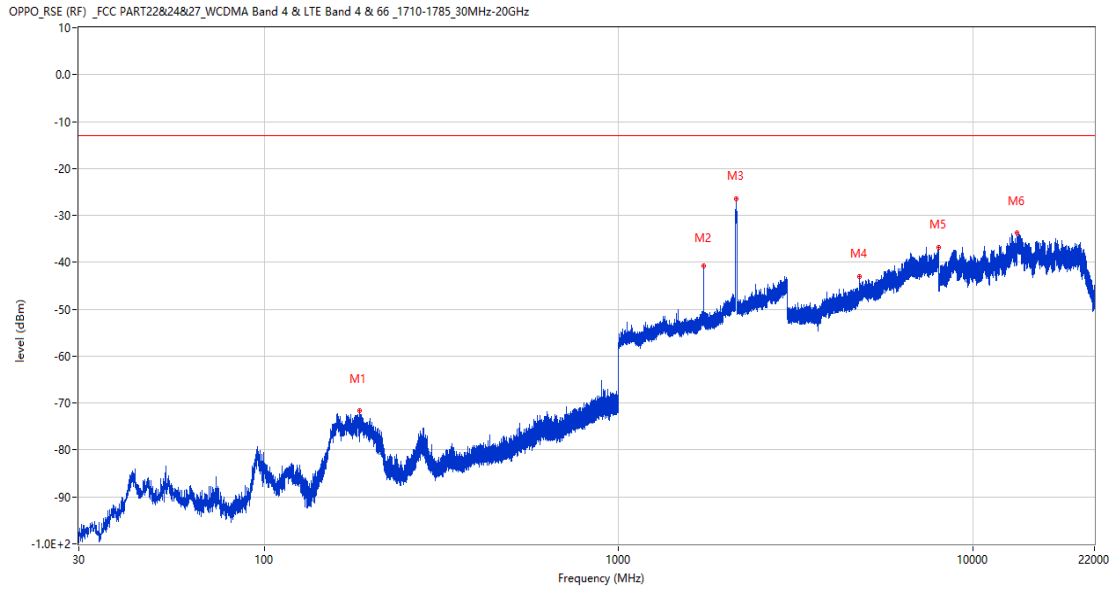
RSE-H&H LTE Band 66 BW20 CH132322

OPPO_RSE (RF)_FCC PART22&24&27_WCDMA Band 4 & LTE Band 4 & 66_1710-1785_30MHz-20GHz



Frequency (MHz)	Result (dBm)	Factor (dB)	PK Limit (dBm)	Over Limit (dB)	Table (o)	ANT	EUT	Verdict
197.956	-69.57	-15.69	-13.0	-56.57	58.00	Horizontal	Horizontal	Pass
1737.100	-38.52	2.40	-13.0	-25.52	351.00	Horizontal	Horizontal	N/A
2147.900	-27.75	5.21	-13.0	-14.75	258.00	Horizontal	Horizontal	N/A
5118.000	-42.98	12.28	-13.0	-29.98	187.00	Horizontal	Horizontal	Pass
7932.000	-37.31	18.77	-13.0	-24.31	177.00	Horizontal	Horizontal	Pass
13349.401	-33.42	24.52	-13.0	-20.42	127.00	Horizontal	Horizontal	Pass

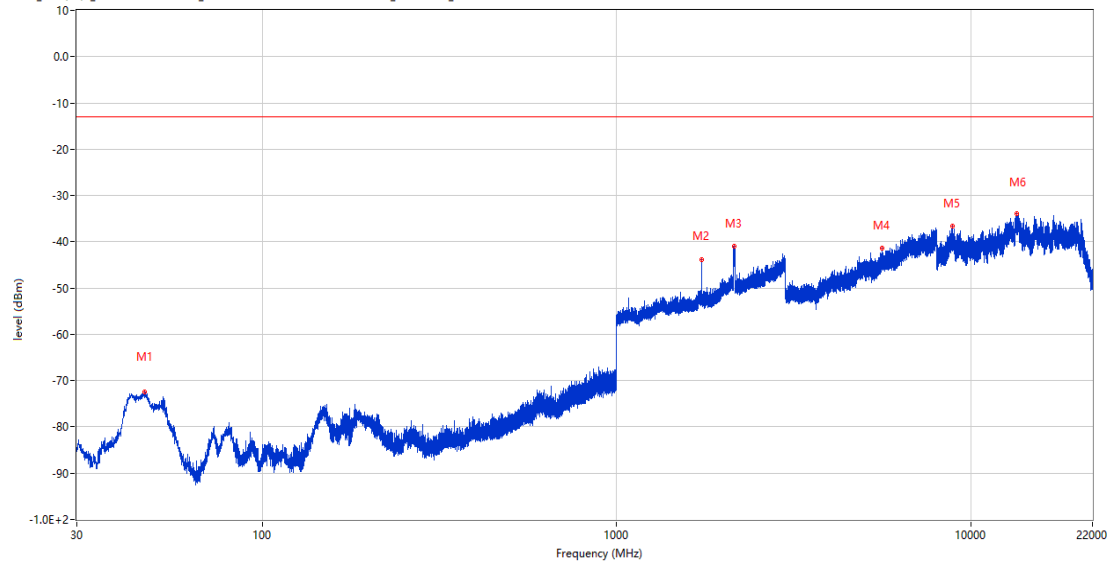
RSE-H&V LTE Band 66 BW20 CH132322



Frequency (MHz)	Result (dBm)	Factor (dB)	PK Limit (dBm)	Over Limit (dB)	Table (o)	ANT	EUT	Verdict
186.316	-71.58	-17.13	-13.0	-58.58	233.00	Horizontal	Vertical	Pass
1736.900	-40.77	2.40	-13.0	-27.77	9.00	Horizontal	Vertical	N/A
2143.700	-26.48	5.18	-13.0	-13.48	270.00	Horizontal	Vertical	N/A
4792.500	-43.03	12.75	-13.0	-30.03	188.00	Horizontal	Vertical	Pass
7988.750	-36.81	18.35	-13.0	-23.81	38.00	Horizontal	Vertical	Pass
13338.299	-33.70	24.09	-13.0	-20.70	114.00	Horizontal	Vertical	Pass

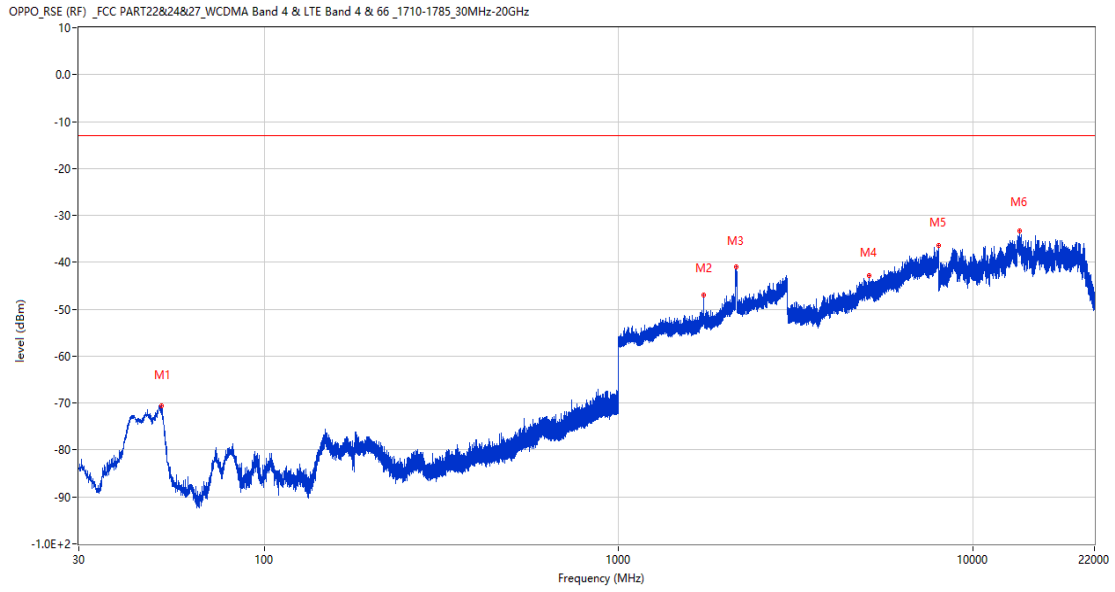
RSE-V&V LTE Band 66 BW20 CH132322

OPPO_RSE (RF) _FCC PART22&24&27_WCDMA Band 4 & LTE Band 4 & 66 _1710-1785_30MHz-20GHz



Frequency (MHz)	Result (dBm)	Factor (dB)	PK Limit (dBm)	Over Limit (dB)	Table (o)	ANT	EUT	Verdict
46.684	-72.52	-17.08	-13.0	-59.52	360.00	Vertical	Vertical	Pass
1737.000	-43.89	2.40	-13.0	-30.89	260.00	Vertical	Vertical	N/A
2144.500	-40.87	5.11	-13.0	-27.87	21.00	Vertical	Vertical	N/A
5605.500	-41.47	13.80	-13.0	-28.47	106.00	Vertical	Vertical	Pass
8841.463	-36.70	20.22	-13.0	-23.70	231.00	Vertical	Vertical	Pass
13428.950	-33.84	24.65	-13.0	-20.84	68.00	Vertical	Vertical	Pass

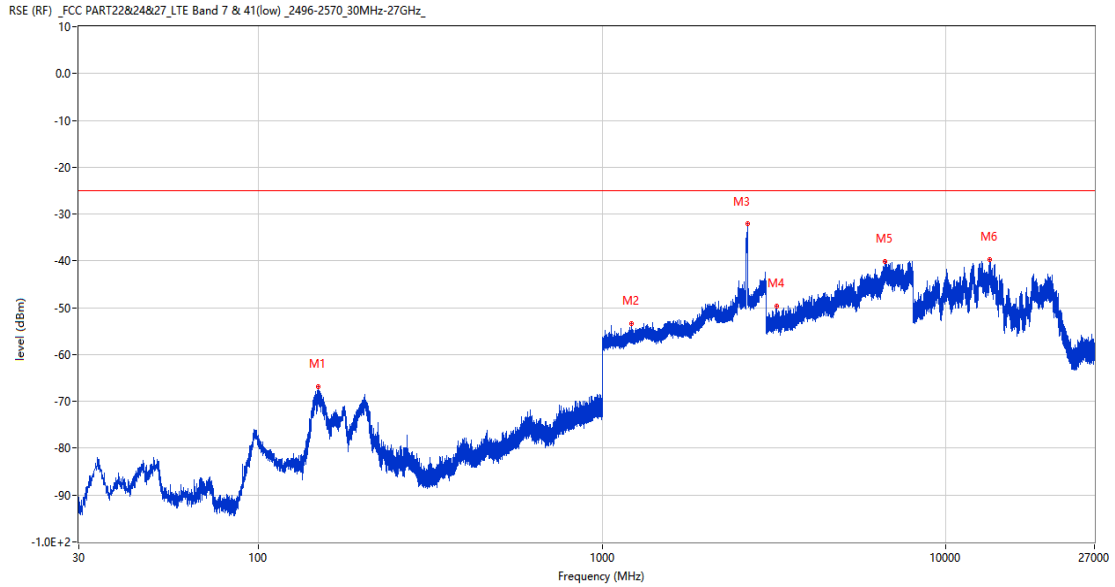
RSE-V&H LTE Band 66 BW20 CH132322



Frequency (MHz)	Result (dBm)	Factor (dB)	PK Limit (dBm)	Over Limit (dB)	Table (o)	ANT	EUT	Verdict
51.291	-70.65	-17.45	-13.0	-57.65	120.00	Vertical	Horizontal	Pass
1737.100	-46.91	2.40	-13.0	-33.91	29.00	Vertical	Horizontal	N/A
2148.600	-41.02	5.20	-13.0	-28.02	0.00	Vertical	Horizontal	N/A
5093.000	-42.76	12.61	-13.0	-29.76	330.00	Vertical	Horizontal	Pass
7993.750	-36.37	18.63	-13.0	-23.37	359.00	Vertical	Horizontal	Pass
13560.300	-33.24	25.15	-13.0	-20.24	249.00	Vertical	Horizontal	Pass

CA
 20 CA_7C
 20.1 CA_7C 20MHz+10MHz, QPSK, Low Channel

RSE-H&H CH20850 20M RB1 LOW CH20994 10M RB1 HIGH



Frequency (MHz)	Result (dBm)	Factor (dB)	PK Limit (dBm)	Over Limit (dB)	Table (o)	ANT	EUT	Verdict
149.213	-66.95	-21.98	-25.0	-41.95	264.00	Horizontal	Horizontal	Pass
1216.400	-53.38	-1.20	-25.0	-28.38	47.00	Horizontal	Horizontal	Pass
2642.900	-31.99	8.53	-25.0	-6.99	115.00	Horizontal	Horizontal	N/A
3214.750	-49.69	5.86	-25.0	-24.69	86.00	Horizontal	Horizontal	Pass
6644.000	-40.14	15.12	-25.0	-15.14	274.00	Horizontal	Horizontal	Pass
13392.075	-39.67	16.94	-25.0	-14.67	86.00	Horizontal	Horizontal	Pass