



REPORT No.: SZ22010020S01

Annex C Plots of System Performance Check

System Check_750MHz_Head

Communication System: UID 0, CW (0); Frequency: 750 MHz; Duty Cycle: 1:1

Medium: HSL_750 Medium parameters used: $f = 750$ MHz; $\sigma = 0.916$ S/m; $\epsilon_r = 41.969$; $\rho = 1000$ kg/m³

Ambient Temperature : 23.2 °C; Liquid Temperature : 22.1 °C

DASY5 Configuration:

- Probe: EX3DV4 - SN3753; ConvF(9.41, 9.41, 9.41) @ 750 MHz; Calibrated: 2021.07.26
- Sensor-Surface: 2mm (Mechanical Surface Detection)
- Electronics: DAE4 Sn1643; Calibrated: 2021.12.30
- Phantom: Twin-SAM; Type: QD 000 P41 Ax; Serial: 2020
- Measurement SW: DASY52, Version 52.10 (4); SEMCAD X Version 14.6.14 (7483)

CW750/Area Scan (81x81x1): Interpolated grid: dx=1.500 mm, dy=1.500 mm

Maximum value of SAR (interpolated) = 4.41 W/kg

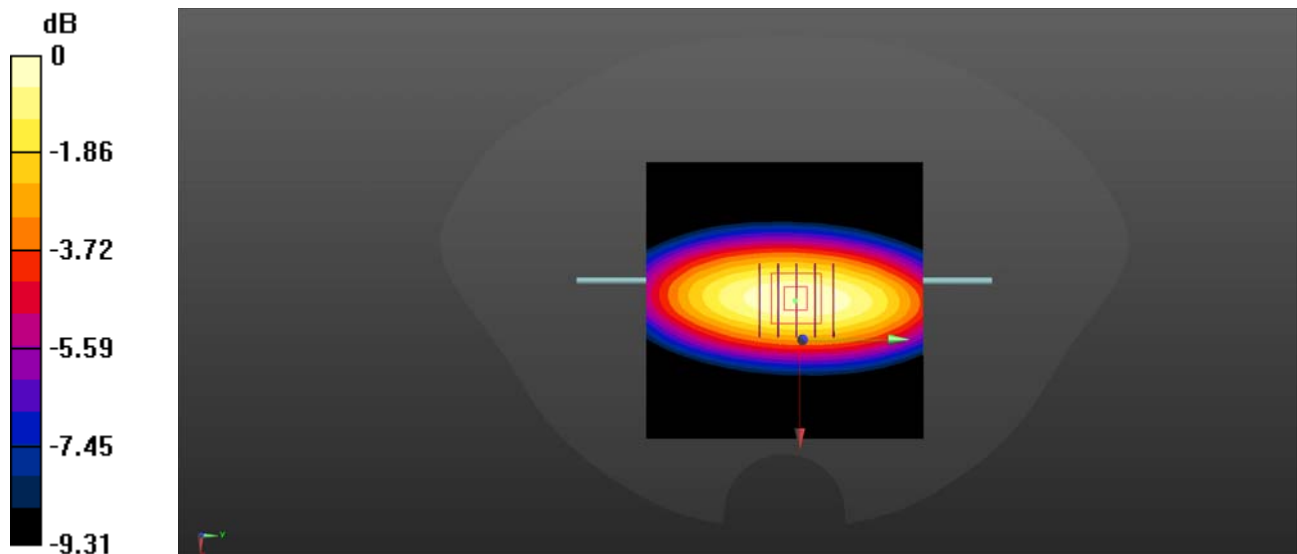
CW750/Zoom Scan (5x5x7)/Cube 0: Measurement grid: dx=8mm, dy=8mm, dz=5mm

Reference Value = 71.20 V/m; Power Drift = 0.03 dB

Peak SAR (extrapolated) = 6.12 W/kg

SAR(1 g) = 2.15 W/kg; SAR(10 g) = 1.36 W/kg

Maximum value of SAR (measured) = 4.41 W/kg



0 dB = 4.41 W/kg

System Check_900MHz_Head

Communication System: UID 0, CW (0); Frequency: 900 MHz; Duty Cycle: 1:1

Medium: HSL_900 Medium parameters used: $f = 900 \text{ MHz}$; $\sigma = 0.968 \text{ S/m}$; $\epsilon_r = 41.687$; $\rho = 1000 \text{ kg/m}^3$

Ambient Temperature : $23.2 \text{ }^\circ\text{C}$; Liquid Temperature : $22.1 \text{ }^\circ\text{C}$

DASY5 Configuration:

- Probe: EX3DV4 - SN3753; ConvF(8.91, 8.91, 8.91) @ 900 MHz; Calibrated: 2021.07.26
- Sensor-Surface: 2mm (Mechanical Surface Detection)
- Electronics: DAE4 Sn1643; Calibrated: 2021.12.30
- Phantom: Twin-SAM; Type: QD 000 P41 Ax; Serial: 2020
- Measurement SW: DASY52, Version 52.10 (4); SEMCAD X Version 14.6.14 (7483)

CW900/Area Scan (61x61x1): Interpolated grid: $dx=1.500 \text{ mm}$, $dy=1.500 \text{ mm}$

Maximum value of SAR (interpolated) = 6.89 W/kg

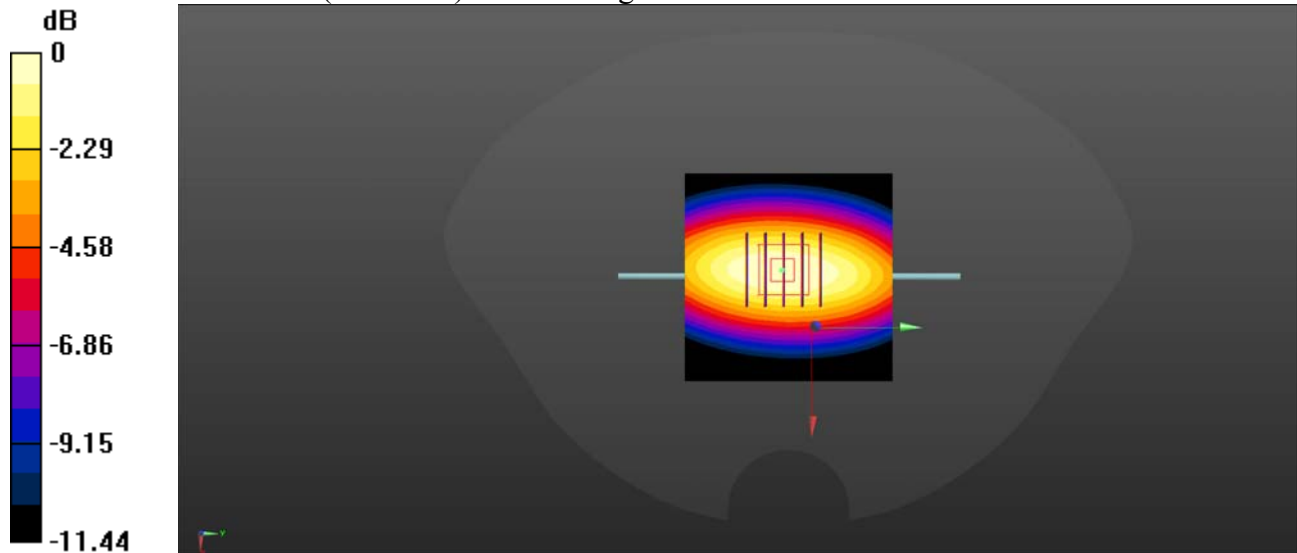
CW900/Zoom Scan (5x5x7)/Cube 0: Measurement grid: $dx=8\text{mm}$, $dy=8\text{mm}$, $dz=5\text{mm}$

Reference Value = 78.50 V/m ; Power Drift = -0.09 dB

Peak SAR (extrapolated) = 7.90 W/kg

SAR(1 g) = 2.76 W/kg ; SAR(10 g) = 1.74 W/kg

Maximum value of SAR (measured) = 6.61 W/kg



0 dB = 6.61 W/kg

System Check_1800MHz_Head

Communication System: UID 0, CW (0); Frequency: 1800 MHz; Duty Cycle: 1:1

Medium: HSL_1800 Medium parameters used: $f = 1800$ MHz; $\sigma = 1.434$ S/m; $\epsilon_r = 40.322$; $\rho = 1000$ kg/m³

Ambient Temperature : 23.2 °C; Liquid Temperature : 22.3 °C

DASY5 Configuration:

- Probe: EX3DV4 - SN3753; ConvF(8.08, 8.08, 8.08) @ 1800 MHz; Calibrated: 2021.07.26
- Sensor-Surface: 2mm (Mechanical Surface Detection)
- Electronics: DAE4 Sn1643; Calibrated: 2021.12.30
- Phantom: Twin-SAM; Type: QD 000 P41 Ax; Serial: 2020
- Measurement SW: DASY52, Version 52.10 (4); SEMCAD X Version 14.6.14 (7483)

CW1800/Area Scan (61x61x1): Interpolated grid: dx=1.500 mm, dy=1.500 mm

Maximum value of SAR (interpolated) = 23.8 W/kg

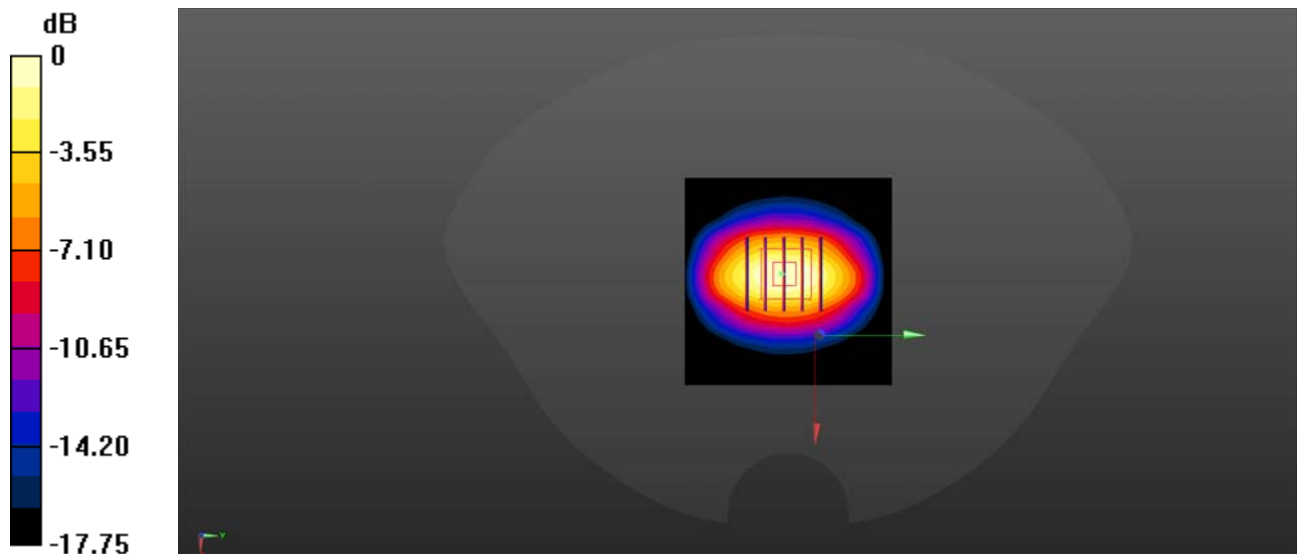
CW1800/Zoom Scan (5x5x7)/Cube 0: Measurement grid: dx=8mm, dy=8mm, dz=5mm

Reference Value = 116.9 V/m; Power Drift = -0.02 dB

Peak SAR (extrapolated) = 29.3 W/kg

SAR(1 g) = 10.09 W/kg; SAR(10 g) = 5.22 W/kg

Maximum value of SAR (measured) = 23.0 W/kg



System Check_2000MHz_Head

Communication System: UID 0, CW (0); Frequency: 2000 MHz; Duty Cycle: 1:1

Medium: HSL_2000 Medium parameters used: $f = 2000$ MHz; $\sigma = 1.453$ S/m; $\epsilon_r = 40.175$; $\rho = 1000$ kg/m³

Ambient Temperature : 23.2 °C; Liquid Temperature : 22.2 °C

DASY5 Configuration:

- Probe: EX3DV4 - SN3753; ConvF(7.66, 7.66, 7.66) @ 2000 MHz; Calibrated: 2021.07.26
- Sensor-Surface: 2mm (Mechanical Surface Detection)
- Electronics: DAE4 Sn1643; Calibrated: 2021.12.30
- Phantom: Twin-SAM; Type: QD 000 P41 Ax; Serial: 2020
- Measurement SW: DASY52, Version 52.10 (4); SEMCAD X Version 14.6.14 (7483)

CW2000/Area Scan (61x61x1): Interpolated grid: dx=1.500 mm, dy=1.500 mm

Maximum value of SAR (interpolated) = 28.4 W/kg

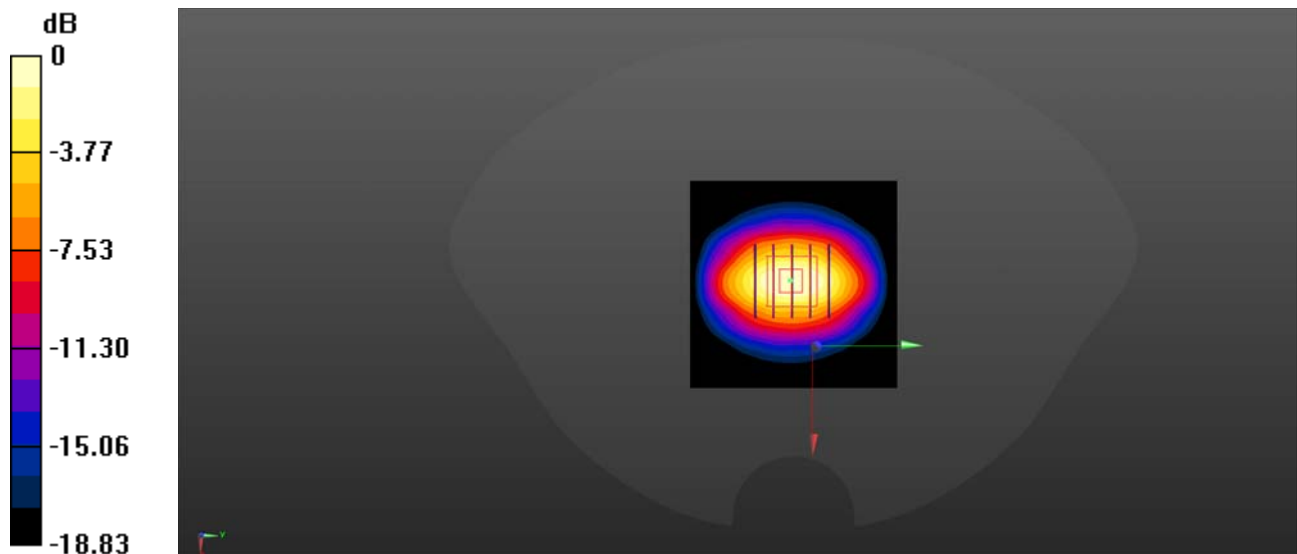
CW2000/Zoom Scan (5x5x7)/Cube 0: Measurement grid: dx=8mm, dy=8mm, dz=5mm

Reference Value = 124.1 V/m; Power Drift = -0.06 dB

Peak SAR (extrapolated) = 35.6 W/kg

SAR(1 g) = 10.55 W/kg; SAR(10 g) = 5.29 W/kg

Maximum value of SAR (measured) = 27.6 W/kg



0 dB = 27.6 W/kg

System Check_2450MHz_Head

Communication System: UID 0, CW (0); Frequency: 2450 MHz; Duty Cycle: 1:1

Medium: HSL_2450 Medium parameters used: $f = 2450$ MHz; $\sigma = 1.862$ S/m; $\epsilon_r = 39.822$; $\rho = 1000$ kg/m³

Ambient Temperature : 23.2 °C; Liquid Temperature : 22.4 °C

DASY5 Configuration:

- Probe: EX3DV4 - SN3753; ConvF(7.22, 7.22, 7.22) @ 2450 MHz; Calibrated: 2021.07.26
- Sensor-Surface: 2mm (Mechanical Surface Detection)
- Electronics: DAE4 Sn1643; Calibrated: 2021.12.30
- Phantom: Twin-SAM; Type: QD 000 P41 Ax; Serial: 2020
- Measurement SW: DASY52, Version 52.10 (4); SEMCAD X Version 14.6.14 (7483)

CW2450/Area Scan (71x71x1): Interpolated grid: dx=1.200 mm, dy=1.200 mm

Maximum value of SAR (interpolated) = 38.7 W/kg

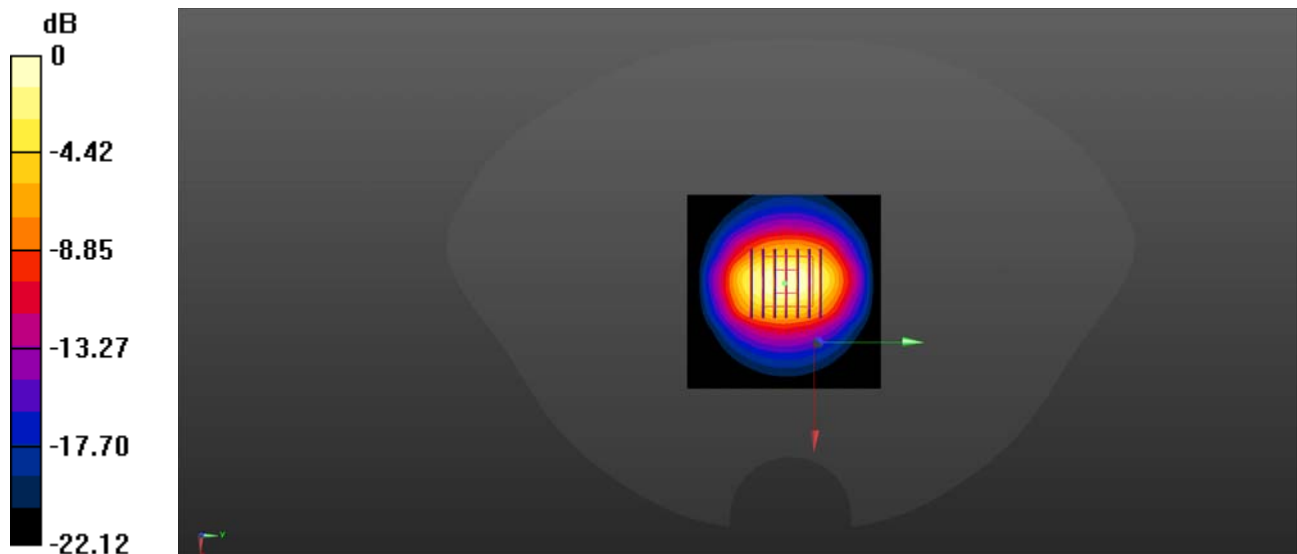
CW2450/Zoom Scan (7x7x7)/Cube 0: Measurement grid: dx=5mm, dy=5mm, dz=5mm

Reference Value = 125.5 V/m; Power Drift = -0.02 dB

Peak SAR (extrapolated) = 49.7 W/kg

SAR(1 g) = 13.26 W/kg; SAR(10 g) = 6.11 W/kg

Maximum value of SAR (measured) = 37.0 W/kg



0 dB = 37.0 W/kg

System Check_2600MHz_Head

Communication System: UID 0, CW (0); Frequency: 2600 MHz; Duty Cycle: 1:1

Medium: HSL_2600 Medium parameters used: $f = 2600$ MHz; $\sigma = 2.011$ S/m; $\epsilon_r = 39.473$; $\rho = 1000$ kg/m³

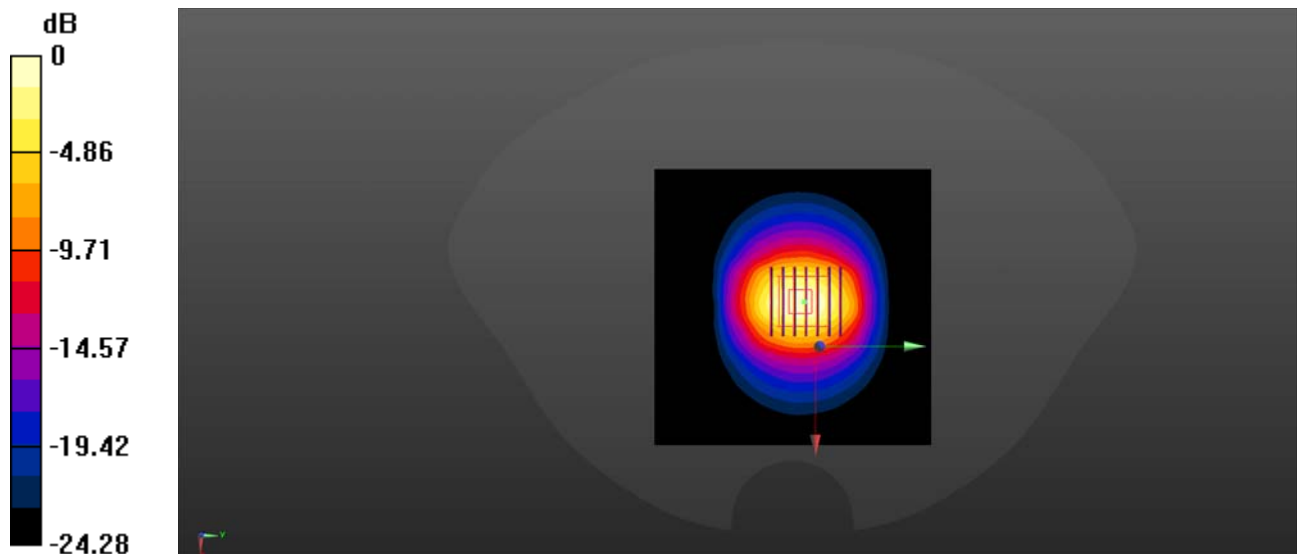
Ambient Temperature : 23.2 °C; Liquid Temperature : 22.2 °C

DASY5 Configuration:

- Probe: EX3DV4 - SN3753; ConvF(7.04, 7.04, 7.04) @ 2600 MHz; Calibrated: 2021.07.26
- Sensor-Surface: 2mm (Mechanical Surface Detection)
- Electronics: DAE4 Sn1643; Calibrated: 2021.12.30
- Phantom: Twin-SAM; Type: QD 000 P41 Ax; Serial: 2020
- Measurement SW: DASY52, Version 52.10 (4); SEMCAD X Version 14.6.14 (7483)

CW2600/Area Scan (101x101x1): Interpolated grid: dx=1.200 mm, dy=1.200 mm
Maximum value of SAR (interpolated) = 17.0 W/kg

CW2600/Zoom Scan (7x7x7)/Cube 0: Measurement grid: dx=5mm, dy=5mm, dz=5mm
Reference Value = 87.79 V/m; Power Drift = 0.03 dB
Peak SAR (extrapolated) = 32.5 W/kg
SAR(1 g) = 13.68 W/kg; SAR(10 g) = 6.34 W/kg
Maximum value of SAR (measured) = 16.6 W/kg



0 dB = 16.6 W/kg

System Check_5250MHz_Head

Communication System: UID 0, CW (0); Frequency: 5250 MHz; Duty Cycle: 1:1

Medium: HSL_5250 Medium parameters used: $f = 5250$ MHz; $\sigma = 4.855$ S/m; $\epsilon_r = 37.566$; $\rho = 1000$ kg/m³

Ambient Temperature : 23.2 °C; Liquid Temperature : 22.1 °C

DASY5 Configuration:

- Probe: EX3DV4 - SN3753; ConvF(4.56, 4.56, 4.56) @ 5250 MHz; Calibrated: 2021.07.26
- Sensor-Surface: 2mm (Mechanical Surface Detection)
- Electronics: DAE4 Sn1643; Calibrated: 2021.12.30
- Phantom: Twin-SAM; Type: QD 000 P41 Ax; Serial: 2020
- Measurement SW: DASY52, Version 52.10 (4); SEMCAD X Version 14.6.14 (7483)

CW5250/Area Scan (101x101x1): Interpolated grid: dx=1.000 mm, dy=1.000 mm

Maximum value of SAR (interpolated) = 14.5 W/kg

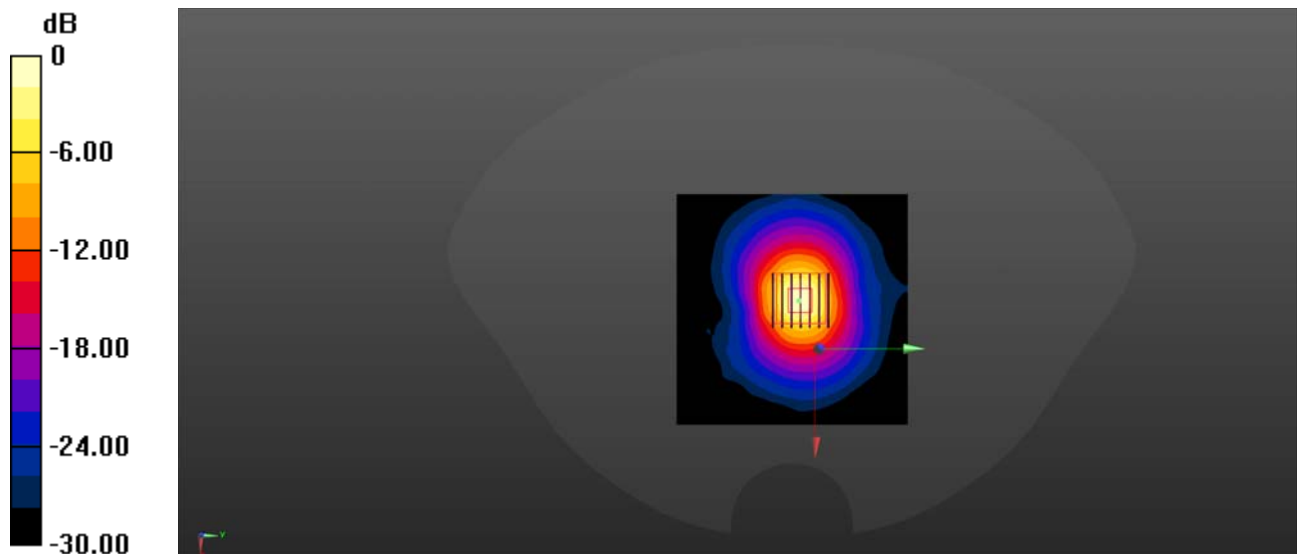
CW5250/Zoom Scan (7x7x12)/Cube 0: Measurement grid: dx=4mm, dy=4mm, dz=2mm

Reference Value = 36.01 V/m; Power Drift = 0.05 dB

Peak SAR (extrapolated) = 31.2 W/kg

SAR(1 g) = 8.15 W/kg; SAR(10 g) = 2.28 W/kg

Maximum value of SAR (measured) = 15.5 W/kg



System Check_5600MHz_Head

Communication System: UID 0, CW (0); Frequency: 5600 MHz; Duty Cycle: 1:1

Medium: HSL_5600 Medium parameters used: $f = 5600$ MHz; $\sigma = 5.139$ S/m; $\epsilon_r = 35.789$; $\rho = 1000$ kg/m³

Ambient Temperature : 23.2 °C; Liquid Temperature : 22.1 °C

DASY5 Configuration:

- Probe: EX3DV4 - SN3753; ConvF(4.42, 4.42, 4.42) @ 5600 MHz; Calibrated: 2021.07.26
- Sensor-Surface: 2mm (Mechanical Surface Detection)
- Electronics: DAE4 Sn1643; Calibrated: 2021.12.30
- Phantom: Twin-SAM; Type: QD 000 P41 Ax; Serial: 2020
- Measurement SW: DASY52, Version 52.10 (4); SEMCAD X Version 14.6.14 (7483)

CW5600/Area Scan (101x101x1): Interpolated grid: dx=1.000 mm, dy=1.000 mm

Maximum value of SAR (interpolated) = 18.4 W/kg

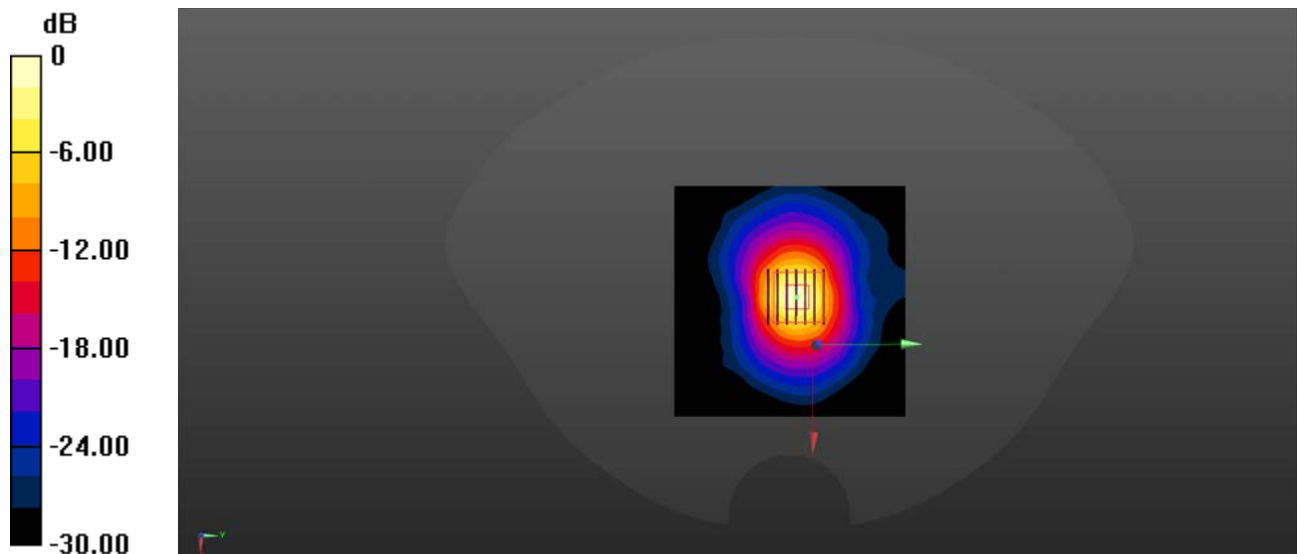
CW5600/Zoom Scan (7x7x12)/Cube 0: Measurement grid: dx=4mm, dy=4mm, dz=2mm

Reference Value = 41.18 V/m; Power Drift = 0.05 dB

Peak SAR (extrapolated) = 40.7 W/kg

SAR(1 g) = 8.11 W/kg; SAR(10 g) = 2.33 W/kg

Maximum value of SAR (measured) = 19.2 W/kg



0 dB = 19.2 W/kg

System Check_5750MHz_Head

Communication System: UID 0, CW (0); Frequency: 5750 MHz; Duty Cycle: 1:1

Medium: HSL_5750 Medium parameters used: $f = 5750$ MHz; $\sigma = 5.266$ S/m; $\epsilon_r = 35.269$; $\rho = 1000$ kg/m³

Ambient Temperature : 23.2 °C; Liquid Temperature : 22.1 °C

DASY5 Configuration:

- Probe: EX3DV4 - SN3753; ConvF(4.65, 4.65, 4.65) @ 5750 MHz; Calibrated: 2021.07.26
- Sensor-Surface: 2mm (Mechanical Surface Detection)
- Electronics: DAE4 Sn1643; Calibrated: 2021.12.30
- Phantom: Twin-SAM; Type: QD 000 P41 Ax; Serial: 2020
- Measurement SW: DASY52, Version 52.10 (4); SEMCAD X Version 14.6.14 (7483)

CW5750/Area Scan (101x101x1): Interpolated grid: dx=1.000 mm, dy=1.000 mm

Maximum value of SAR (interpolated) = 15.4 W/kg

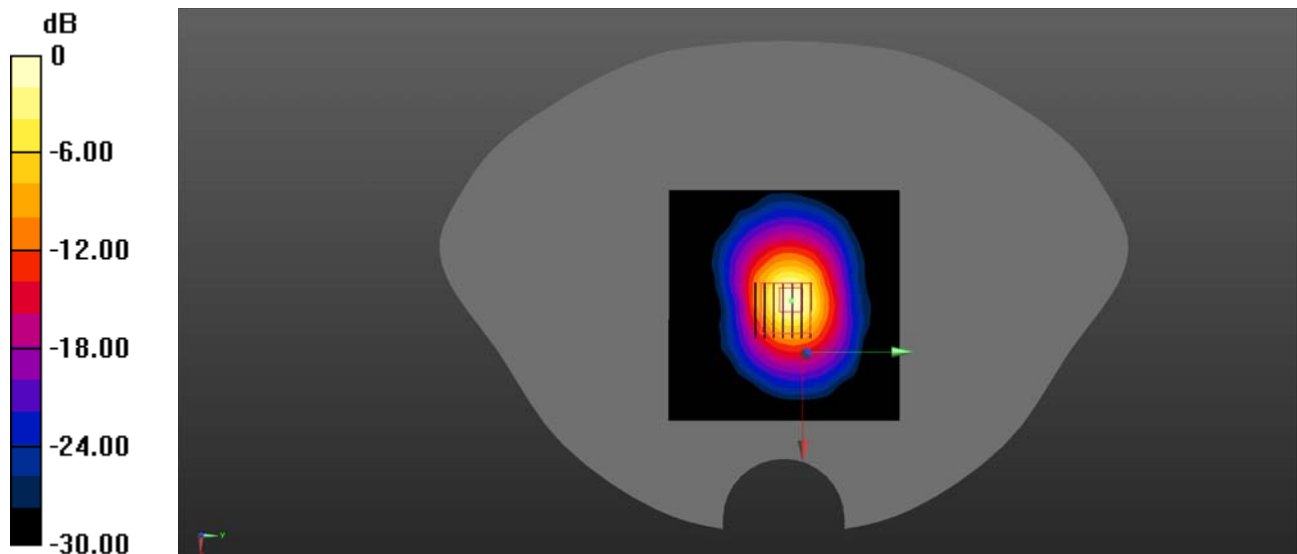
CW5750/Zoom Scan (7x7x12)/Cube 0: Measurement grid: dx=4mm, dy=4mm, dz=2mm

Reference Value = 35.64 V/m; Power Drift = 0.02 dB

Peak SAR (extrapolated) = 35.9 W/kg

SAR(1 g) = 8.24 W/kg; SAR(10 g) = 2.27 W/kg

Maximum value of SAR (measured) = 15.9 W/kg



0 dB = 15.9 W/kg