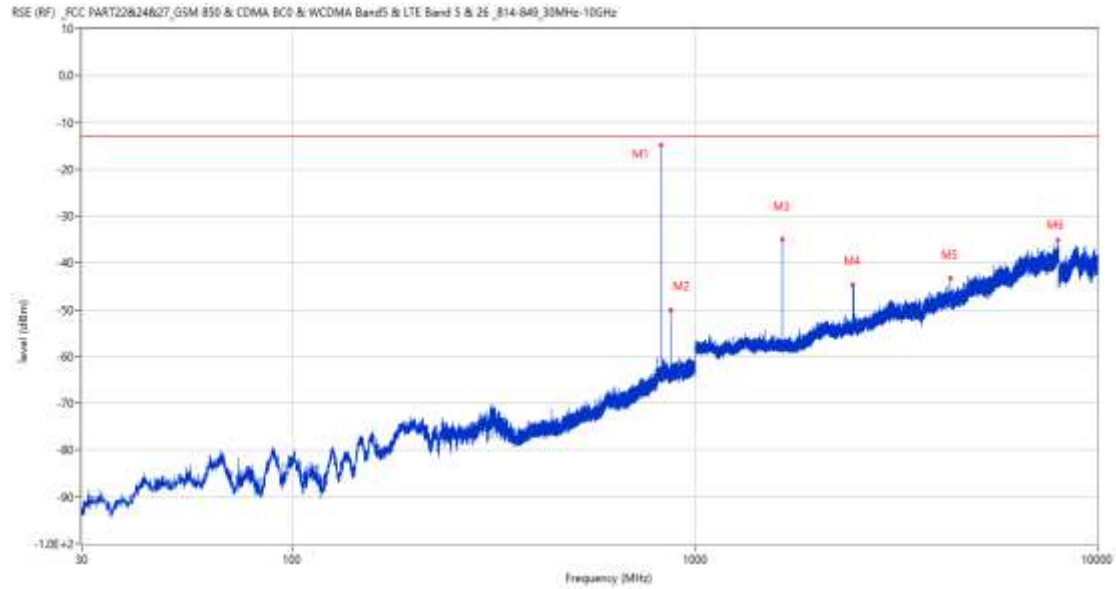


A.7. Field Strength of Spurious Radiation

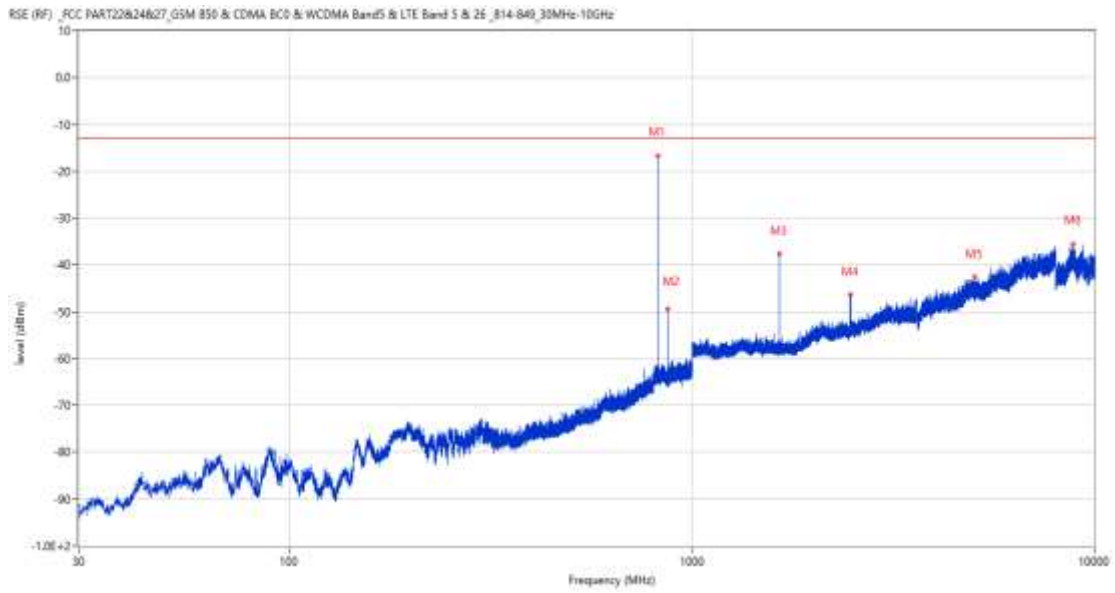
GSM
 1 GSM 850
 1.1 GSM 850 Low Channel

RSE-H&H GSM 850 CH128



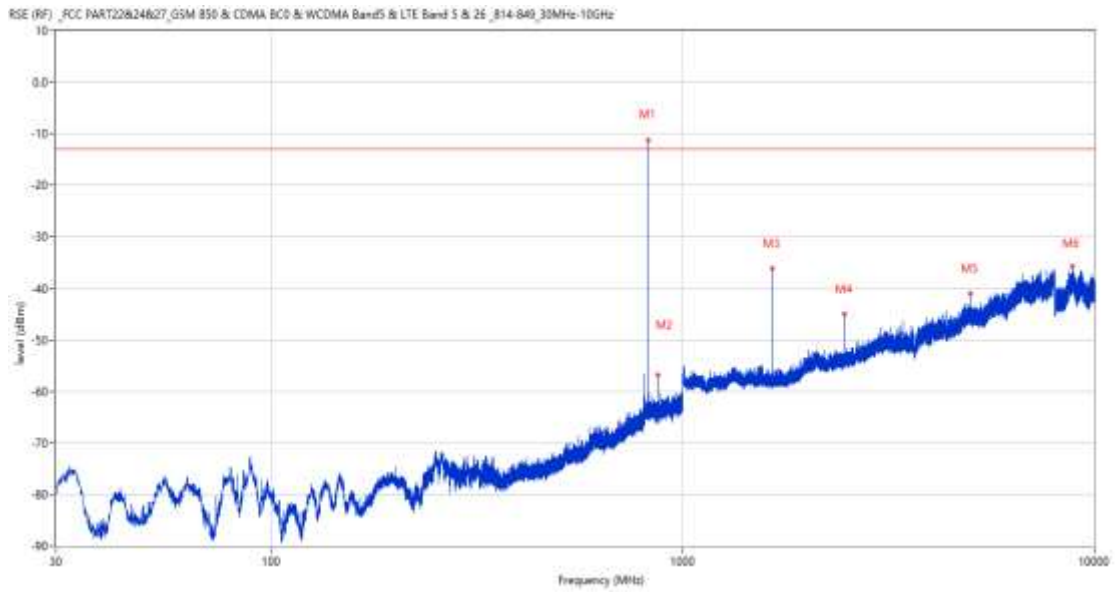
Frequency (MHz)	Result (dBm)	Factor (dB)	PK Limit (dBm)	Over Limit (dB)	Table (o)	ANT	EUT	Verdict
824.188	-14.84	6.91	-13.0	-1.84	308.00	Horizontal	Horizontal	N/A
869.292	-50.17	6.37	-13.0	-37.17	174.00	Horizontal	Horizontal	N/A
1649.100	-34.89	-3.69	-13.0	-21.89	346.00	Horizontal	Horizontal	Pass
2473.400	-44.74	0.94	-13.0	-31.74	220.00	Horizontal	Horizontal	Pass
4307.250	-43.29	10.66	-13.0	-30.29	300.00	Horizontal	Horizontal	Pass
7954.750	-35.17	18.47	-13.0	-22.17	80.00	Horizontal	Horizontal	Pass

RSE-H&V GSM 850 CH128



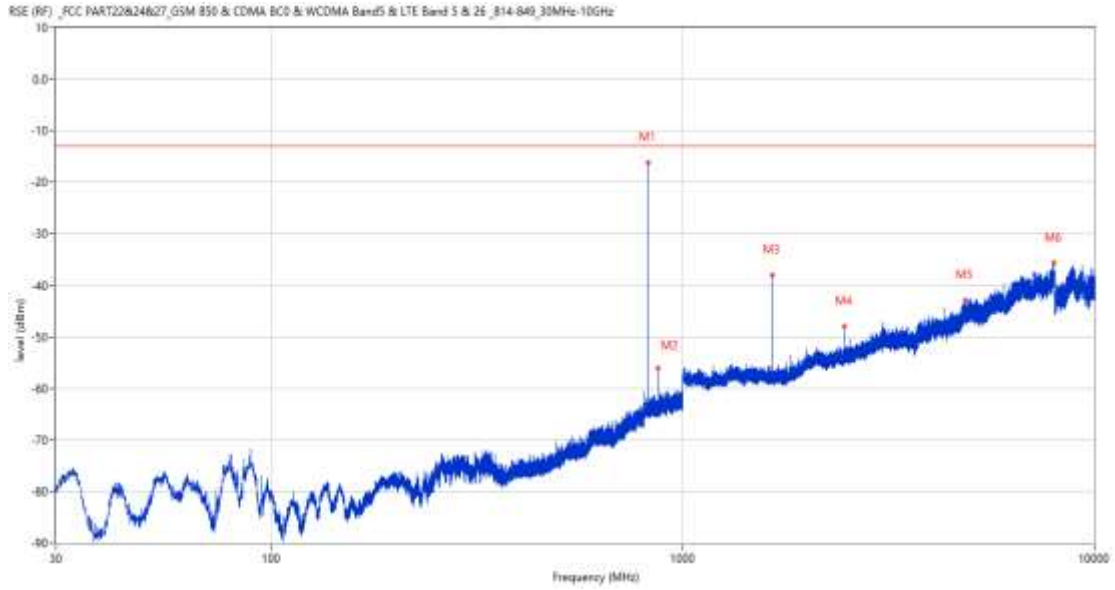
Frequency (MHz)	Result (dBm)	Factor (dB)	PK Limit (dBm)	Over Limit (dB)	Table (o)	ANT	EUT	Verdict
824.188	-16.80	6.91	-13.0	-3.80	59.00	Horizontal	Vertical	N/A
869.196	-49.51	6.35	-13.0	-36.51	348.00	Horizontal	Vertical	N/A
1649.200	-37.72	-3.69	-13.0	-24.72	0.00	Horizontal	Vertical	Pass
2473.600	-46.43	0.97	-13.0	-33.43	343.00	Horizontal	Vertical	Pass
5044.500	-42.70	12.08	-13.0	-29.70	291.00	Horizontal	Vertical	Pass
8871.200	-35.53	20.10	-13.0	-22.53	171.00	Horizontal	Vertical	Pass

RSE-V&V GSM 850 CH128



Frequency (MHz)	Result (dBm)	Factor (dB)	PK Limit (dBm)	Over Limit (dB)	Table (o)	ANT	EUT	Verdict
824.284	-11.30	6.91	-13.0	1.70	165.00	Vertical	Vertical	N/A
869.244	-56.80	6.36	-13.0	-43.80	179.00	Vertical	Vertical	N/A
1649.100	-36.13	-3.69	-13.0	-23.13	41.00	Vertical	Vertical	Pass
2473.400	-45.03	0.94	-13.0	-32.03	202.00	Vertical	Vertical	Pass
4992.750	-41.05	13.03	-13.0	-28.05	314.00	Vertical	Vertical	Pass
8837.800	-35.78	20.16	-13.0	-22.78	254.00	Vertical	Vertical	Pass

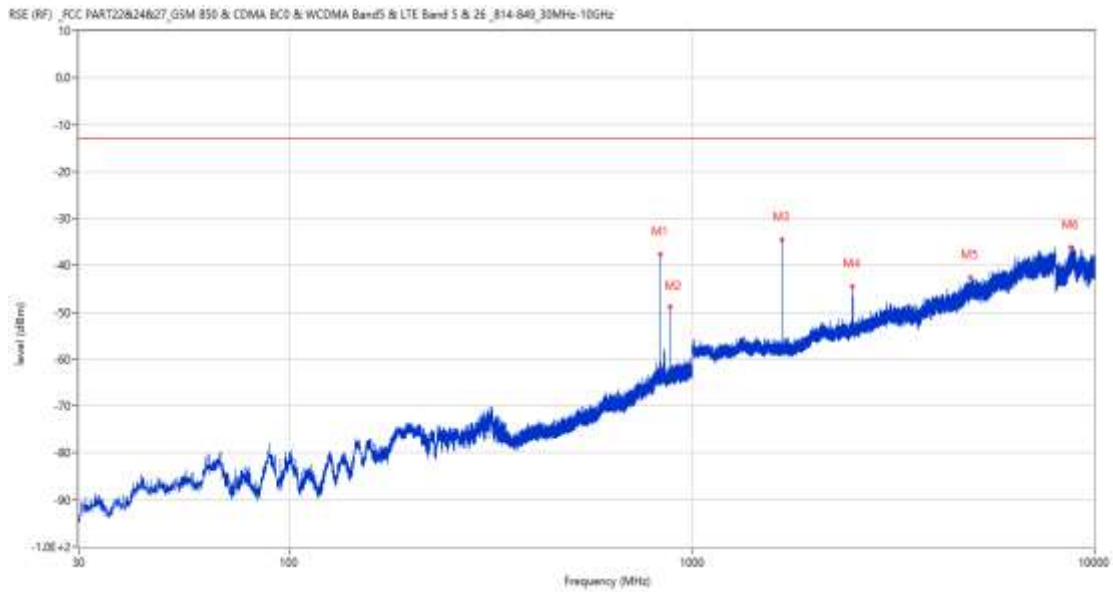
RSE-V&H GSM 850 CH128



Frequency (MHz)	Result (dBm)	Factor (dB)	PK Limit (dBm)	Over Limit (dB)	Table (o)	ANT	EUT	Verdict
824.188	-16.12	6.91	-13.0	-3.12	179.00	Vertical	Horizontal	N/A
869.196	-56.08	6.35	-13.0	-43.08	360.00	Vertical	Horizontal	N/A
1649.300	-38.10	-3.69	-13.0	-25.10	322.00	Vertical	Horizontal	Pass
2473.600	-47.98	0.97	-13.0	-34.98	173.00	Vertical	Horizontal	Pass
4850.500	-42.98	12.72	-13.0	-29.98	361.00	Vertical	Horizontal	Pass
7957.000	-35.58	18.42	-13.0	-22.58	73.00	Vertical	Horizontal	Pass

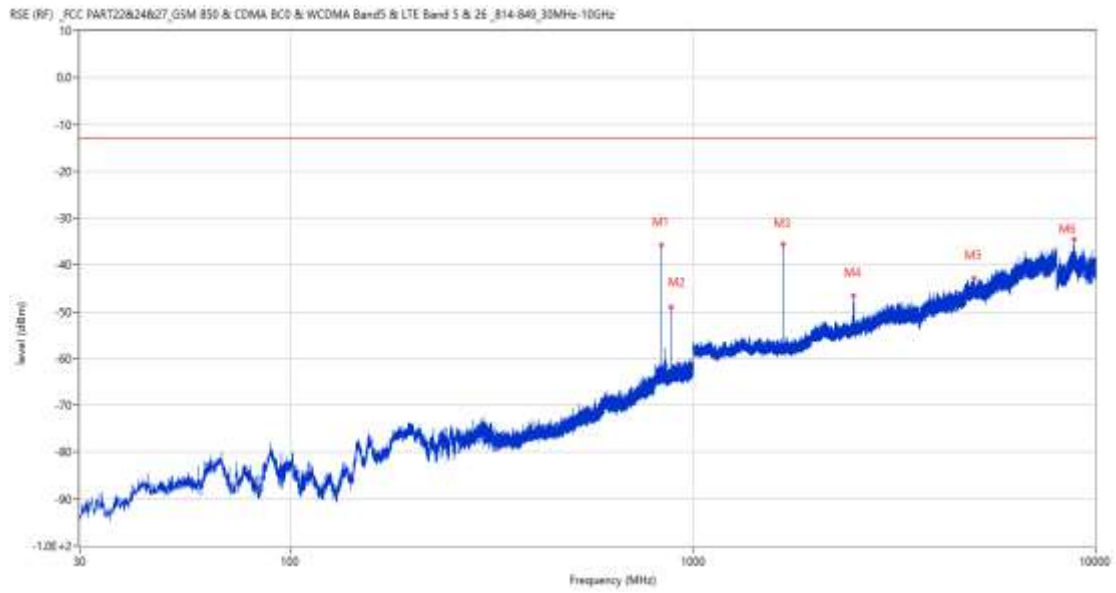
1.2 GSM 850 Middle Channel

RSE-H&H GSM 850 CH190



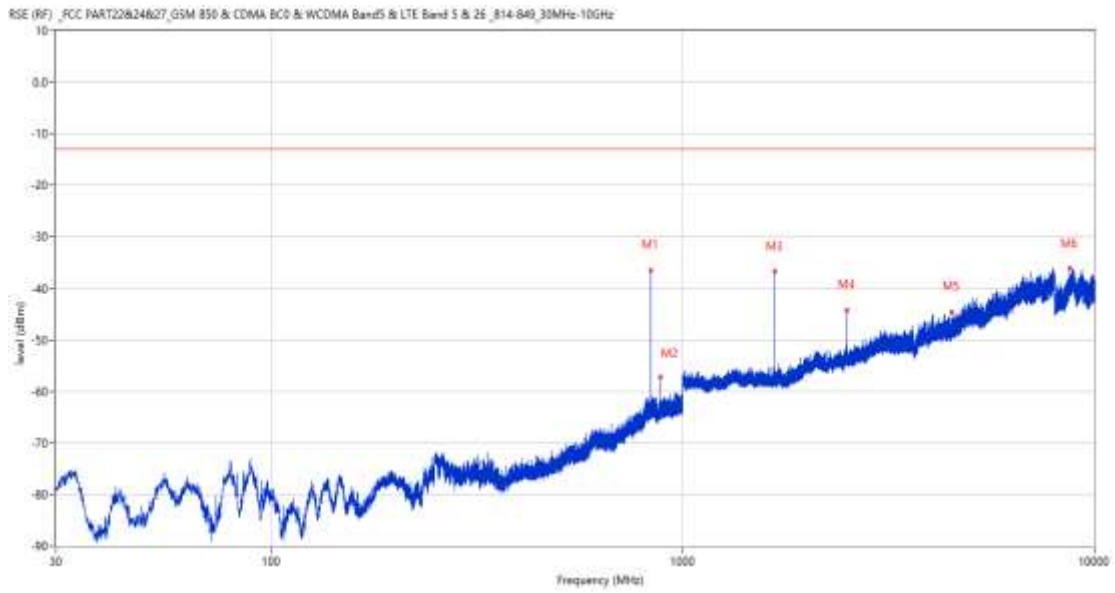
Frequency (MHz)	Result (dBm)	Factor (dB)	PK Limit (dBm)	Over Limit (dB)	Table (o)	ANT	EUT	Verdict
836.652	-37.72	7.13	-13.0	-24.72	301.00	Horizontal	Horizontal	N/A
881.563	-48.82	6.75	-13.0	-35.82	349.00	Horizontal	Horizontal	N/A
1674.000	-34.62	-3.60	-13.0	-21.62	346.00	Horizontal	Horizontal	Pass
2510.300	-44.47	1.49	-13.0	-31.47	179.00	Horizontal	Horizontal	Pass
4914.000	-42.61	13.17	-13.0	-29.61	90.00	Horizontal	Horizontal	Pass
8724.500	-36.13	19.14	-13.0	-23.13	150.00	Horizontal	Horizontal	Pass

RSE-H&V GSM 850 CH190



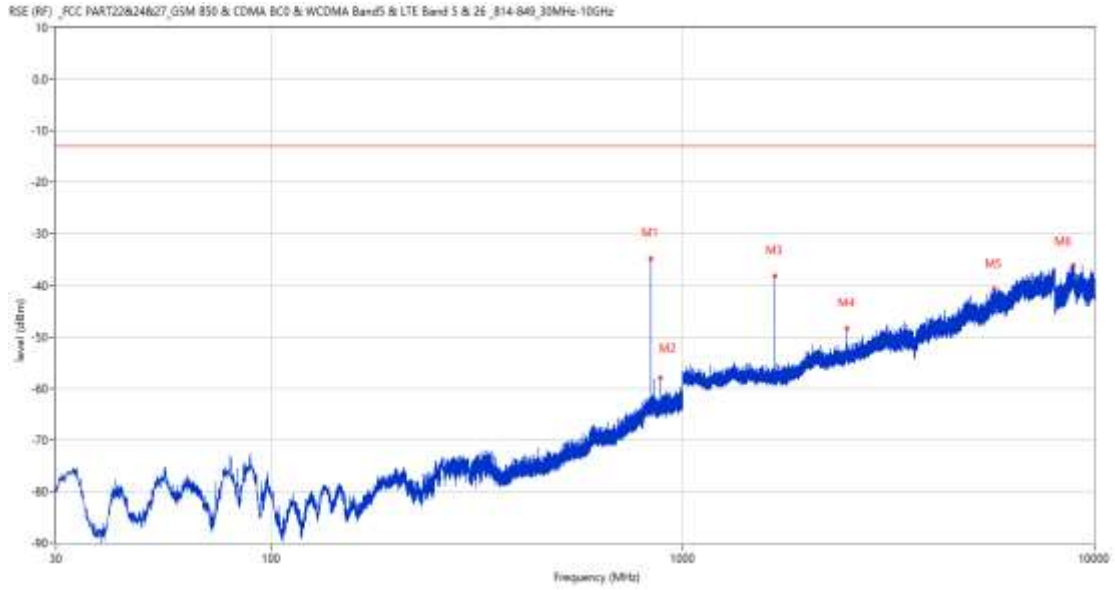
Frequency (MHz)	Result (dBm)	Factor (dB)	PK Limit (dBm)	Over Limit (dB)	Table (o)	ANT	EUT	Verdict
836.604	-35.85	7.13	-13.0	-22.85	129.00	Horizontal	Vertical	N/A
881.612	-49.00	6.75	-13.0	-36.00	361.00	Horizontal	Vertical	N/A
1673.900	-35.66	-3.60	-13.0	-22.66	345.00	Horizontal	Vertical	Pass
2510.400	-46.49	1.49	-13.0	-33.49	182.00	Horizontal	Vertical	Pass
4993.000	-42.89	13.02	-13.0	-29.89	322.00	Horizontal	Vertical	Pass
8863.400	-34.61	20.20	-13.0	-21.61	238.00	Horizontal	Vertical	Pass

RSE-V&V GSM 850 CH190



Frequency (MHz)	Result (dBm)	Factor (dB)	PK Limit (dBm)	Over Limit (dB)	Table (o)	ANT	EUT	Verdict
836.555	-36.54	7.13	-13.0	-23.54	151.00	Vertical	Vertical	N/A
881.514	-57.29	6.75	-13.0	-44.29	327.00	Vertical	Vertical	N/A
1674.200	-36.69	-3.61	-13.0	-23.69	329.00	Vertical	Vertical	Pass
2510.800	-44.29	1.47	-13.0	-31.29	239.00	Vertical	Vertical	Pass
4509.500	-44.64	11.70	-13.0	-31.64	0.00	Vertical	Vertical	Pass
8697.201	-36.08	19.33	-13.0	-23.08	-3.00	Vertical	Vertical	Pass

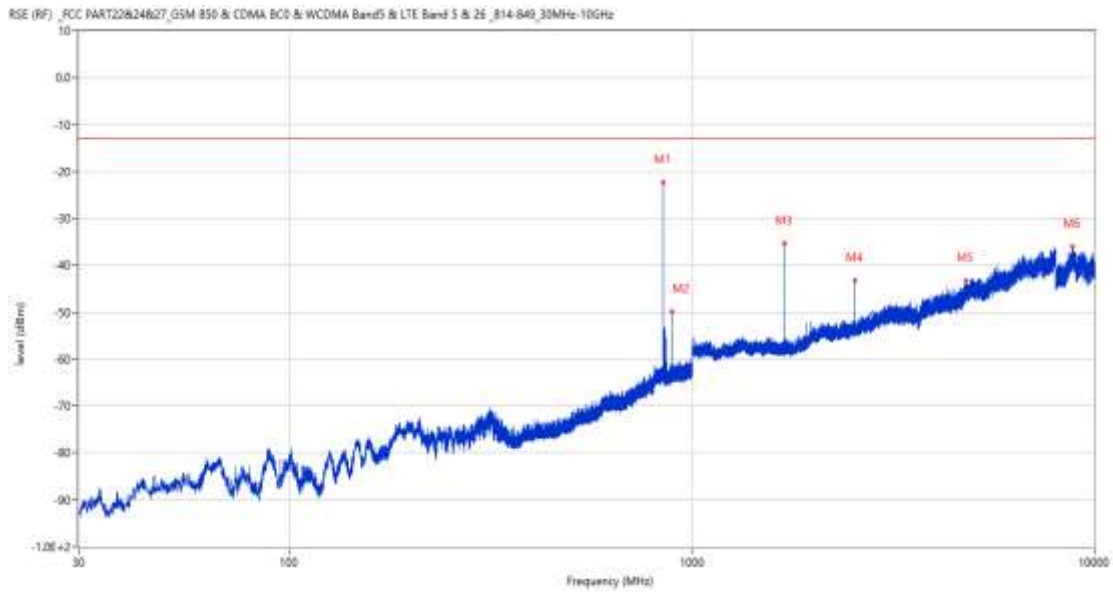
RSE-V&H GSM 850 CH190



Frequency (MHz)	Result (dBm)	Factor (dB)	PK Limit (dBm)	Over Limit (dB)	Table (o)	ANT	EUT	Verdict
836.700	-34.91	7.13	-13.0	-21.91	170.00	Vertical	Horizontal	N/A
881.660	-58.05	6.75	-13.0	-45.05	-1.00	Vertical	Horizontal	N/A
1673.900	-38.25	-3.60	-13.0	-25.25	21.00	Vertical	Horizontal	Pass
2510.400	-48.43	1.49	-13.0	-35.43	21.00	Vertical	Horizontal	Pass
5694.250	-40.74	13.52	-13.0	-27.74	218.00	Vertical	Horizontal	Pass
8892.900	-36.17	19.84	-13.0	-23.17	304.00	Vertical	Horizontal	Pass

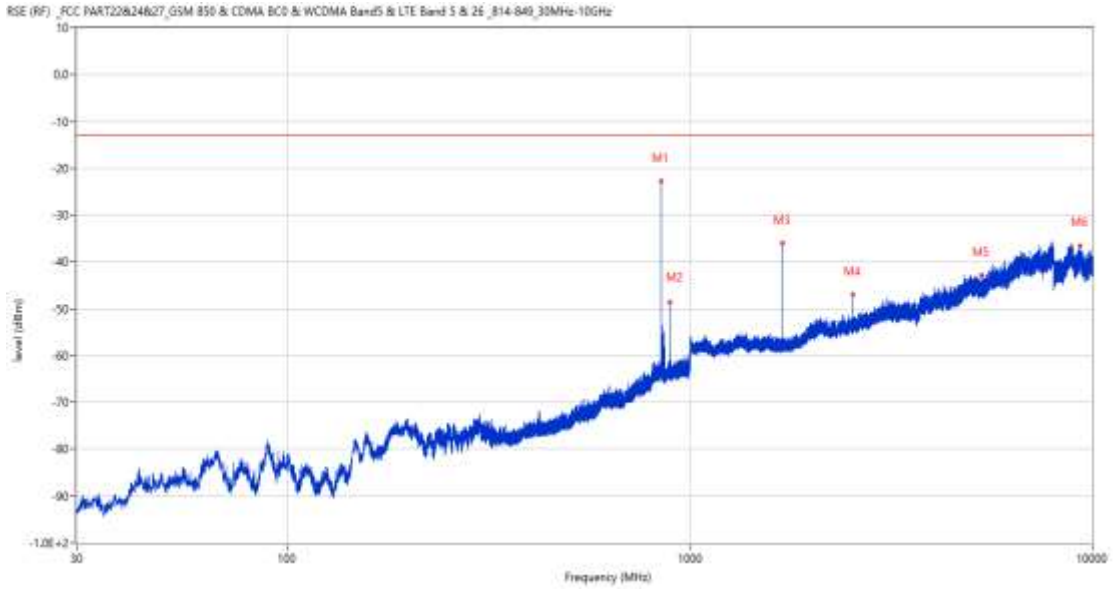
1.3 GSM 850 High Channel

RSE-H&H GSM 850 CH251



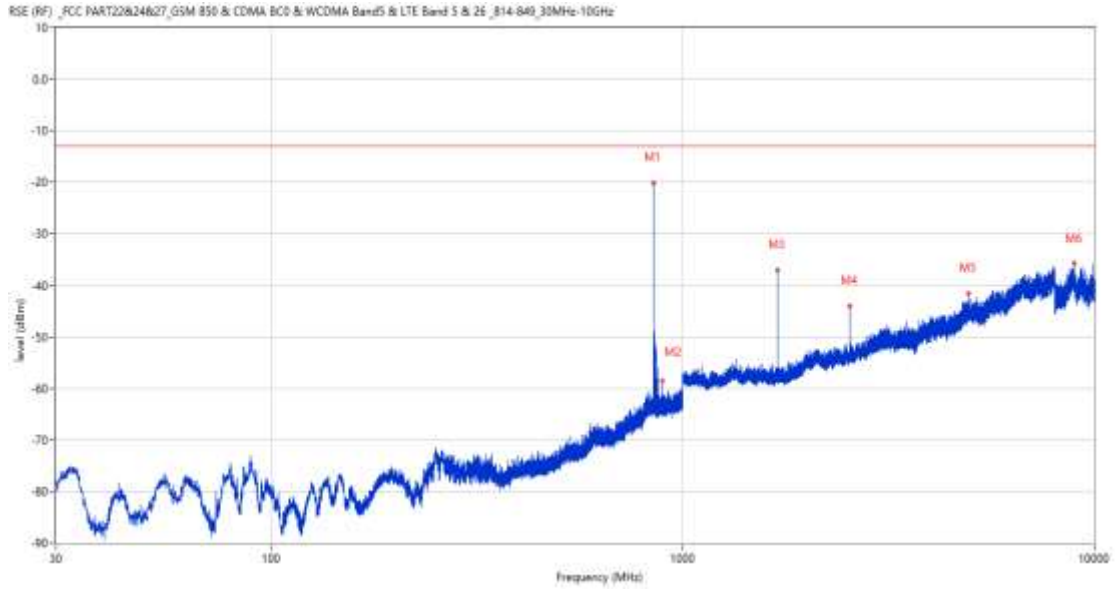
Frequency (MHz)	Result (dBm)	Factor (dB)	PK Limit (dBm)	Over Limit (dB)	Table (o)	ANT	EUT	Verdict
848.874	-22.25	7.31	-13.0	-9.25	300.00	Horizontal	Horizontal	N/A
893.785	-49.94	6.89	-13.0	-36.94	357.00	Horizontal	Horizontal	N/A
1698.500	-35.46	-3.60	-13.0	-22.46	345.00	Horizontal	Horizontal	Pass
2547.500	-43.23	1.52	-13.0	-30.23	152.00	Horizontal	Horizontal	Pass
4801.500	-43.30	12.55	-13.0	-30.30	236.00	Horizontal	Horizontal	Pass
8834.099	-36.07	20.10	-13.0	-23.07	321.00	Horizontal	Horizontal	Pass

RSE-H&V GSM 850 CH251



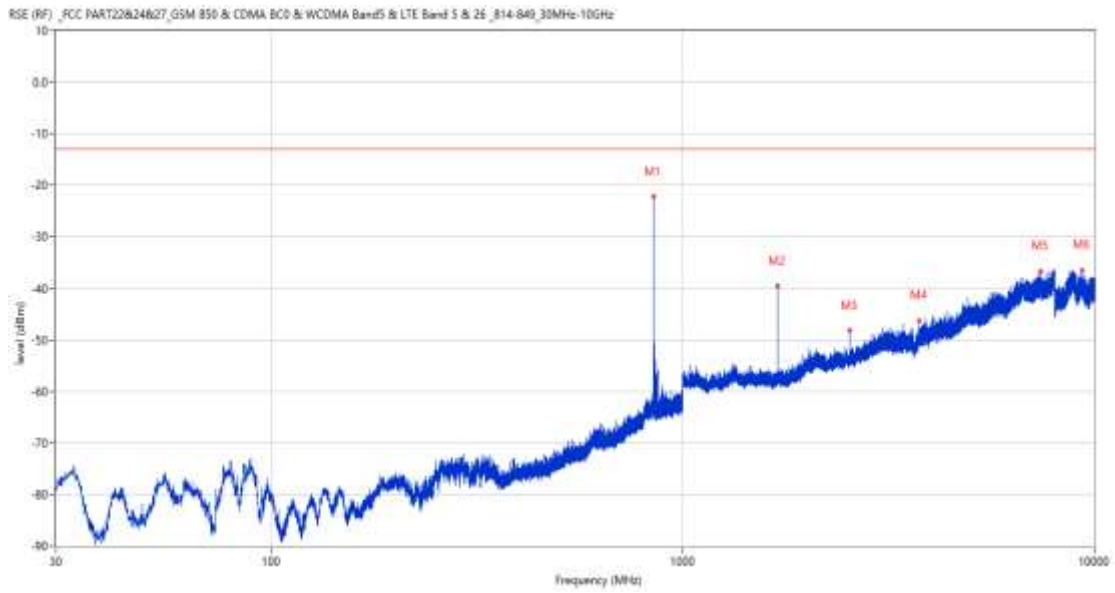
Frequency (MHz)	Result (dBm)	Factor (dB)	PK Limit (dBm)	Over Limit (dB)	Table (o)	ANT	EUT	Verdict
848.874	-22.82	7.31	-13.0	-9.82	133.00	Horizontal	Vertical	N/A
893.882	-48.63	6.88	-13.0	-35.63	361.00	Horizontal	Vertical	N/A
1698.400	-36.01	-3.59	-13.0	-23.01	346.00	Horizontal	Vertical	Pass
2547.400	-47.00	1.52	-13.0	-34.00	142.00	Horizontal	Vertical	Pass
5309.250	-42.74	12.35	-13.0	-29.74	58.00	Horizontal	Vertical	Pass
9323.400	-36.54	19.48	-13.0	-23.54	281.00	Horizontal	Vertical	Pass

RSE-V&V GSM 850 CH251



Frequency (MHz)	Result (dBm)	Factor (dB)	PK Limit (dBm)	Over Limit (dB)	Table (o)	ANT	EUT	Verdict
848.825	-20.06	7.31	-13.0	-7.06	172.00	Vertical	Vertical	N/A
893.785	-58.47	6.89	-13.0	-45.47	334.00	Vertical	Vertical	N/A
1698.400	-37.06	-3.59	-13.0	-24.06	24.00	Vertical	Vertical	Pass
2547.400	-44.02	1.52	-13.0	-31.02	168.00	Vertical	Vertical	Pass
4935.000	-41.69	12.76	-13.0	-28.69	10.00	Vertical	Vertical	Pass
8936.901	-35.83	19.51	-13.0	-22.83	-1.00	Vertical	Vertical	Pass

RSE-V&H GSM 850 CH251

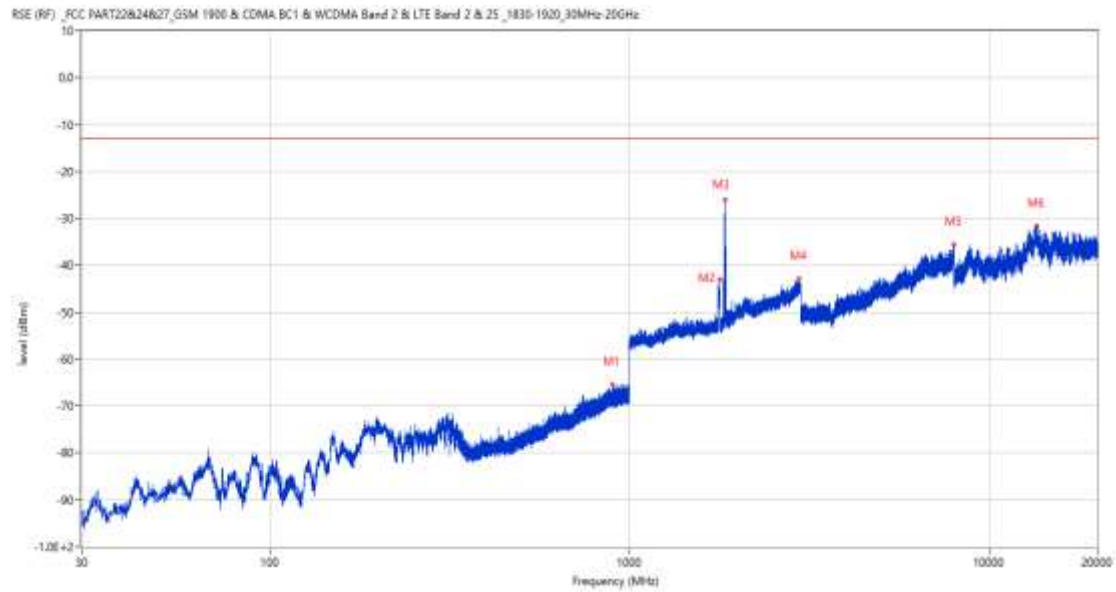


Frequency (MHz)	Result (dBm)	Factor (dB)	PK Limit (dBm)	Over Limit (dB)	Table (o)	ANT	EUT	Verdict
848.874	-22.22	7.31	-13.0	-9.22	177.00	Vertical	Horizontal	N/A
1698.600	-39.58	-3.61	-13.0	-26.58	327.00	Vertical	Horizontal	Pass
2547.400	-48.18	1.52	-13.0	-35.18	360.00	Vertical	Horizontal	Pass
3746.250	-46.28	9.33	-13.0	-33.28	0.00	Vertical	Horizontal	Pass
7406.250	-36.67	17.99	-13.0	-23.67	129.00	Vertical	Horizontal	Pass
9328.201	-36.49	19.42	-13.0	-23.49	-2.00	Vertical	Horizontal	Pass

2 GSM 1900

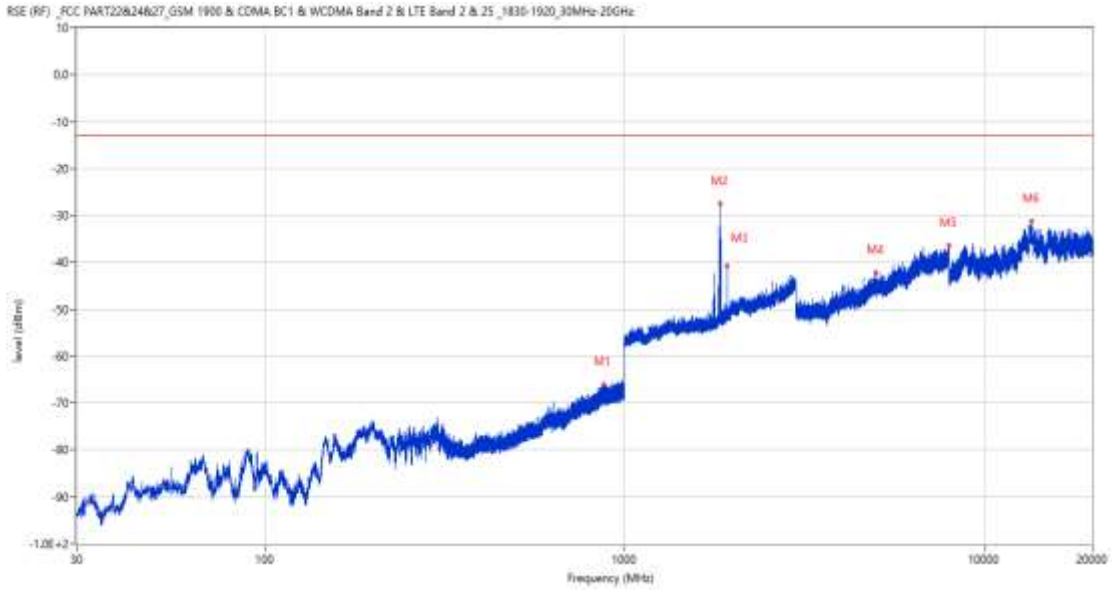
2.1 GSM 1900 Low Channel

RSE-H&H GSM 1900 CH512



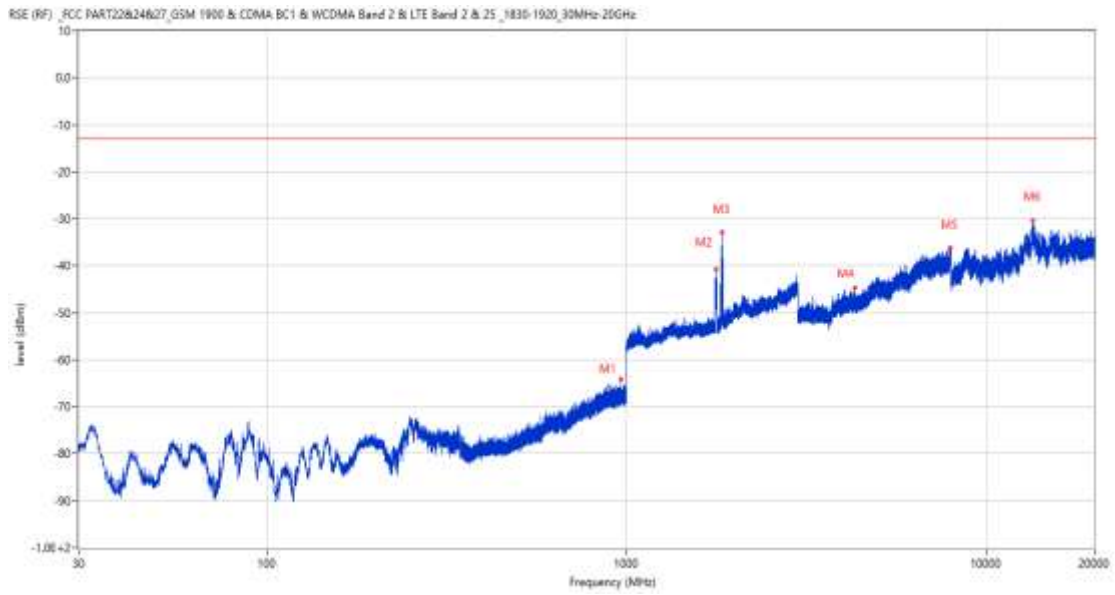
Frequency (MHz)	Result (dBm)	Factor (dB)	PK Limit (dBm)	Over Limit (dB)	Table (o)	ANT	EUT	Verdict
894.416	-65.48	2.13	-13.0	-52.48	197.00	Horizontal	Horizontal	Pass
1781.800	-42.98	0.80	-13.0	-29.98	317.00	Horizontal	Horizontal	Pass
1842.400	-26.05	2.42	-13.0	-13.05	39.00	Horizontal	Horizontal	N/A
2967.100	-42.78	11.78	-13.0	-29.78	360.00	Horizontal	Horizontal	Pass
7992.250	-35.51	18.51	-13.0	-22.51	101.00	Horizontal	Horizontal	Pass
13549.674	-31.66	25.21	-13.0	-18.66	286.00	Horizontal	Horizontal	Pass

RSE-H&V GSM 1900 CH512



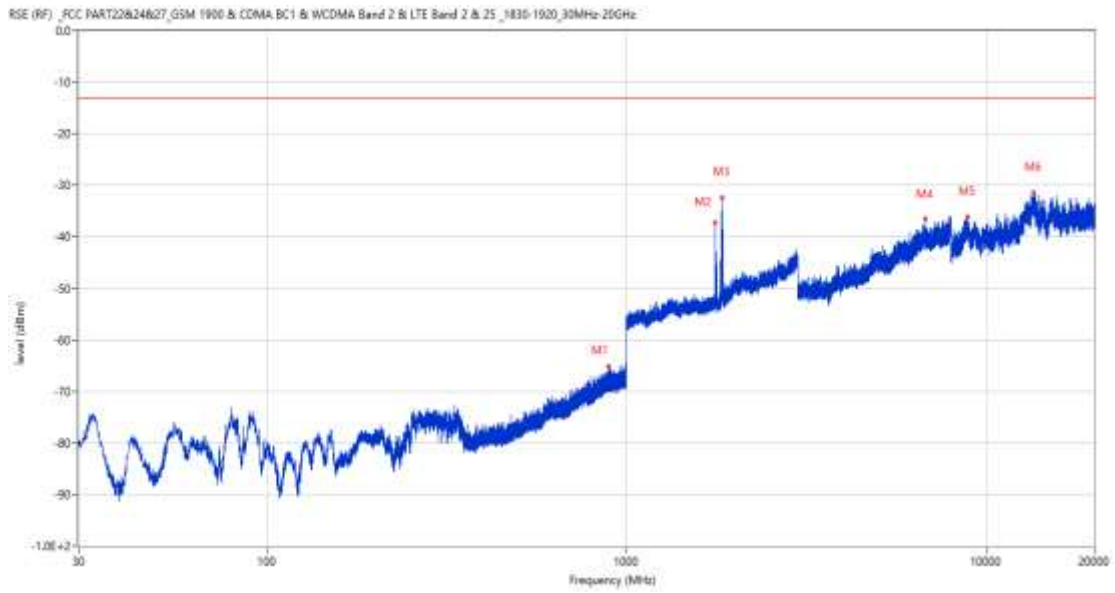
Frequency (MHz)	Result (dBm)	Factor (dB)	PK Limit (dBm)	Over Limit (dB)	Table (o)	ANT	EUT	Verdict
875.500	-66.12	2.15	-13.0	-53.12	325.00	Horizontal	Vertical	Pass
1842.000	-27.52	2.42	-13.0	-14.52	197.00	Horizontal	Vertical	N/A
1931.100	-40.86	3.16	-13.0	-27.86	185.00	Horizontal	Vertical	N/A
4998.000	-42.14	12.82	-13.0	-29.14	360.00	Horizontal	Vertical	Pass
7993.500	-36.50	18.59	-13.0	-23.50	206.00	Horizontal	Vertical	Pass
13537.713	-31.29	24.91	-13.0	-18.29	253.00	Horizontal	Vertical	Pass

RSE-V&V GSM 1900 CH512



Frequency (MHz)	Result (dBm)	Factor (dB)	PK Limit (dBm)	Over Limit (dB)	Table (o)	ANT	EUT	Verdict
965.711	-64.24	3.02	-13.0	-51.24	40.00	Vertical	Vertical	Pass
1777.800	-40.76	0.86	-13.0	-27.76	78.00	Vertical	Vertical	Pass
1842.600	-32.93	2.42	-13.0	-19.93	90.00	Vertical	Vertical	N/A
4319.250	-44.76	10.12	-13.0	-31.76	302.00	Vertical	Vertical	Pass
7943.250	-36.13	18.88	-13.0	-23.13	186.00	Vertical	Vertical	Pass
13504.725	-30.44	24.06	-13.0	-17.44	17.00	Vertical	Vertical	Pass

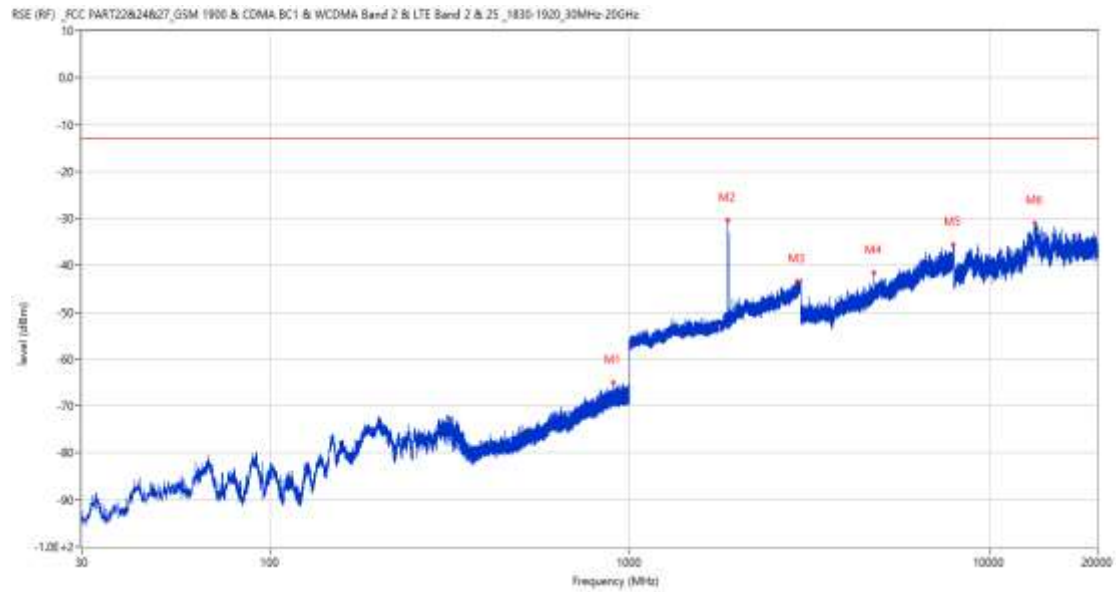
RSE-V&H GSM 1900 CH512



Frequency (MHz)	Result (dBm)	Factor (dB)	PK Limit (dBm)	Over Limit (dB)	Table (o)	ANT	EUT	Verdict
894.270	-65.09	2.12	-13.0	-52.09	145.00	Vertical	Horizontal	Pass
1766.800	-37.29	1.43	-13.0	-24.29	156.00	Vertical	Horizontal	Pass
1844.300	-32.31	2.45	-13.0	-19.31	38.00	Vertical	Horizontal	N/A
6763.750	-36.58	16.03	-13.0	-23.58	353.00	Vertical	Horizontal	Pass
8893.950	-36.24	19.82	-13.0	-23.24	10.00	Vertical	Horizontal	Pass
13554.750	-31.38	25.19	-13.0	-18.38	277.00	Vertical	Horizontal	Pass

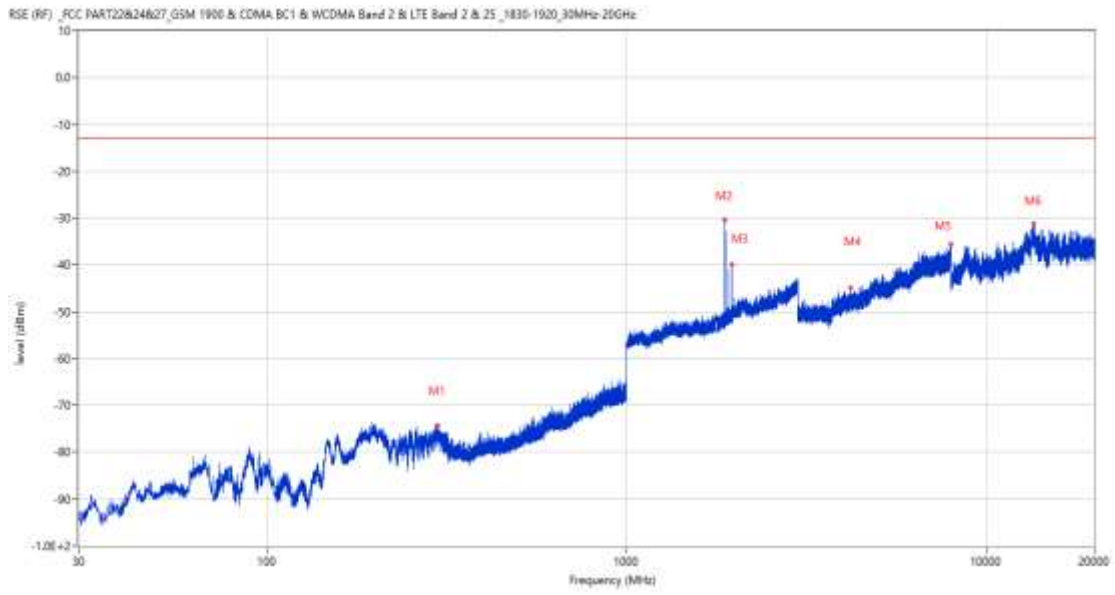
2.2 GSM 1900 Middle Channel

RSE-H&H GSM 1900 CH661



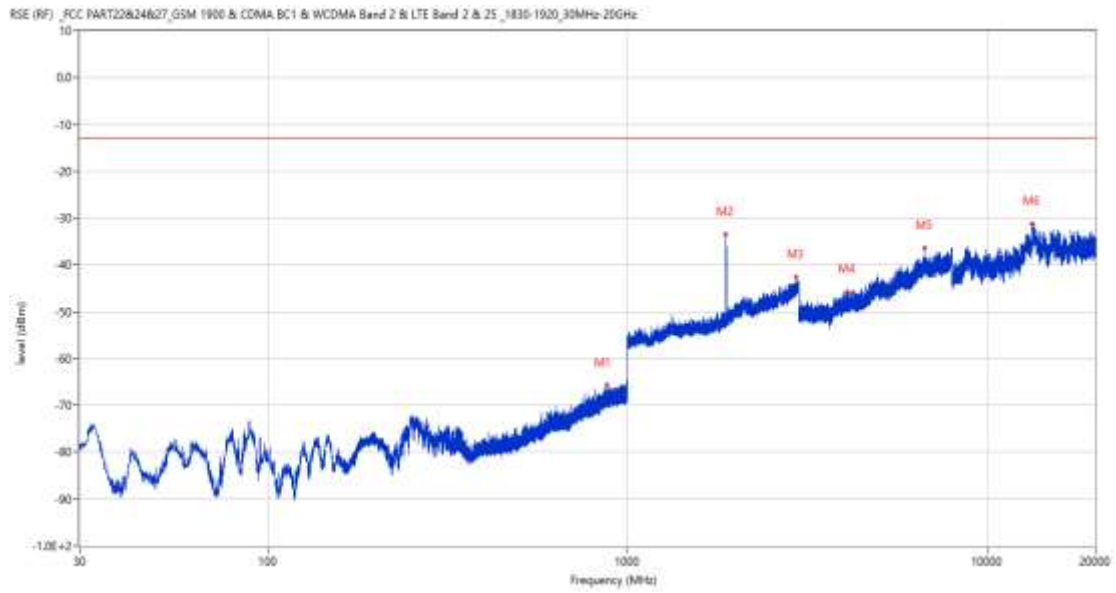
Frequency (MHz)	Result (dBm)	Factor (dB)	PK Limit (dBm)	Over Limit (dB)	Table (o)	ANT	EUT	Verdict
900.090	-65.05	2.27	-13.0	-52.05	109.00	Horizontal	Horizontal	Pass
1880.800	-30.43	2.77	-13.0	-17.43	163.00	Horizontal	Horizontal	N/A
2924.200	-43.53	10.76	-13.0	-30.53	204.00	Horizontal	Horizontal	Pass
4773.250	-41.57	12.12	-13.0	-28.57	196.00	Horizontal	Horizontal	Pass
7939.750	-35.55	18.97	-13.0	-22.55	28.00	Horizontal	Horizontal	Pass
13393.075	-31.08	24.81	-13.0	-18.08	163.00	Horizontal	Horizontal	Pass

RSE-H&V GSM 1900 CH661



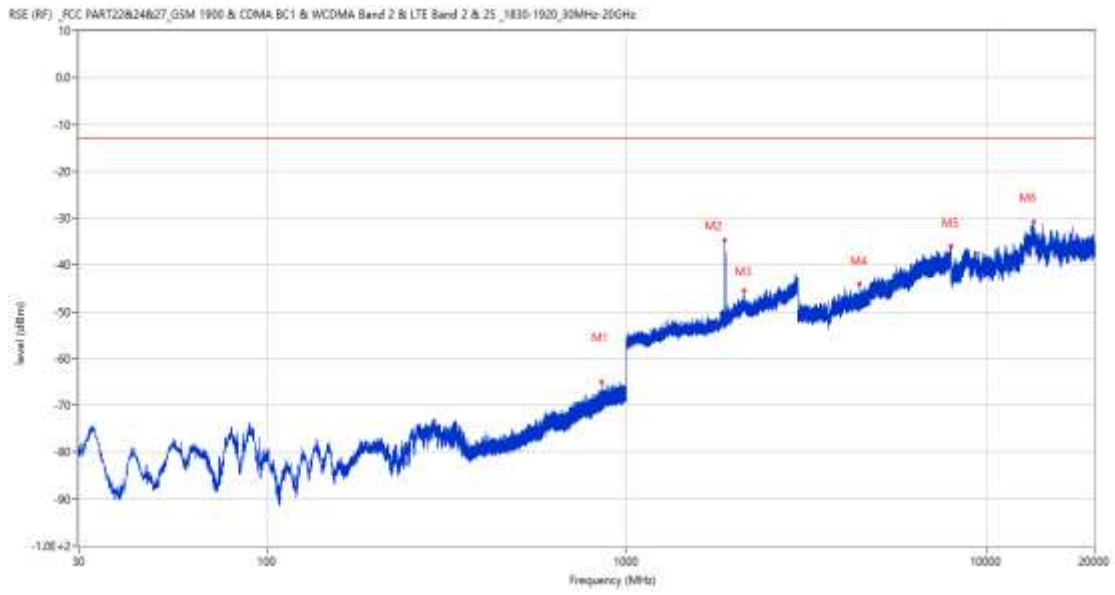
Frequency (MHz)	Result (dBm)	Factor (dB)	PK Limit (dBm)	Over Limit (dB)	Table (o)	ANT	EUT	Verdict
298.156	-74.36	-11.60	-13.0	-61.36	20.00	Horizontal	Vertical	Pass
1880.700	-30.44	2.76	-13.0	-17.44	197.00	Horizontal	Vertical	N/A
1960.800	-39.93	3.39	-13.0	-26.93	179.00	Horizontal	Vertical	Pass
4210.000	-44.96	10.93	-13.0	-31.96	17.00	Horizontal	Vertical	Pass
7969.250	-35.56	18.08	-13.0	-22.56	259.00	Horizontal	Vertical	Pass
13560.912	-31.20	25.14	-13.0	-18.20	363.00	Horizontal	Vertical	Pass

RSE-V&V GSM 1900 CH661



Frequency (MHz)	Result (dBm)	Factor (dB)	PK Limit (dBm)	Over Limit (dB)	Table (o)	ANT	EUT	Verdict
876.471	-65.55	2.16	-13.0	-52.55	296.00	Vertical	Vertical	Pass
1880.800	-33.48	2.77	-13.0	-20.48	43.00	Vertical	Vertical	N/A
2949.800	-42.69	11.08	-13.0	-29.69	286.00	Vertical	Vertical	Pass
4080.750	-45.68	9.98	-13.0	-32.68	17.00	Vertical	Vertical	Pass
6698.750	-36.33	16.91	-13.0	-23.33	153.00	Vertical	Vertical	Pass
13366.612	-31.13	24.64	-13.0	-18.13	322.00	Vertical	Vertical	Pass

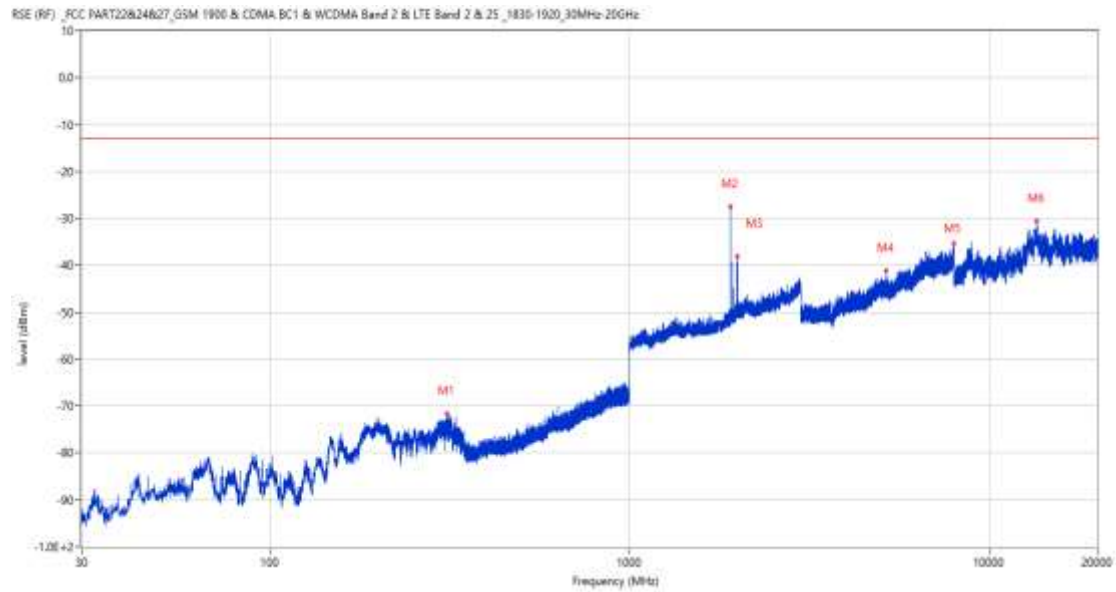
RSE-V&H GSM 1900 CH661



Frequency (MHz)	Result (dBm)	Factor (dB)	PK Limit (dBm)	Over Limit (dB)	Table (o)	ANT	EUT	Verdict
852.172	-65.02	1.42	-13.0	-52.02	59.00	Vertical	Horizontal	Pass
1880.800	-34.74	2.77	-13.0	-21.74	19.00	Vertical	Horizontal	N/A
2127.300	-45.60	4.78	-13.0	-32.60	360.00	Vertical	Horizontal	Pass
4437.750	-44.10	10.31	-13.0	-31.10	187.00	Vertical	Horizontal	Pass
7998.250	-35.96	18.89	-13.0	-22.96	17.00	Vertical	Horizontal	Pass
13592.813	-30.74	24.92	-13.0	-17.74	176.00	Vertical	Horizontal	Pass

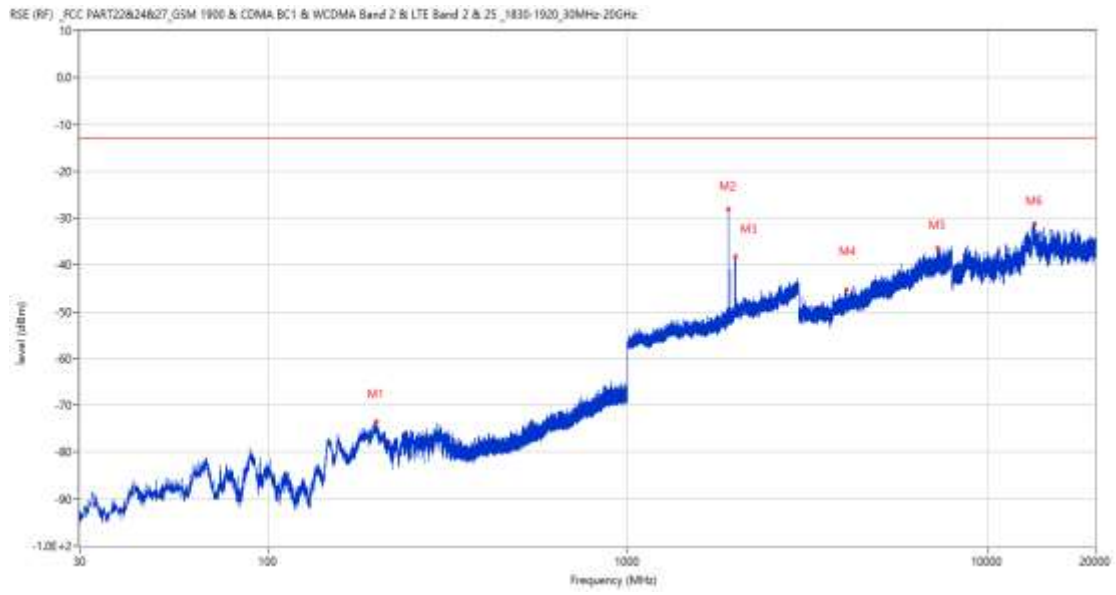
2.3 GSM 1900 High Channel

RSE-H&H GSM 1900 CH810



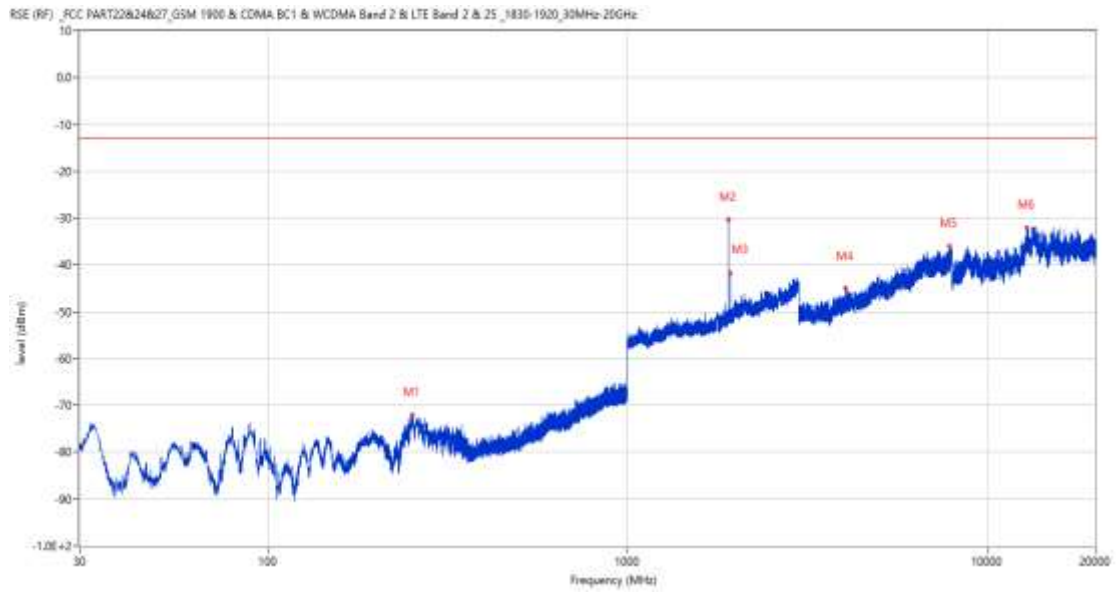
Frequency (MHz)	Result (dBm)	Factor (dB)	PK Limit (dBm)	Over Limit (dB)	Table (o)	ANT	EUT	Verdict
311.203	-71.56	-11.64	-13.0	-58.56	58.00	Horizontal	Horizontal	Pass
1910.500	-27.39	3.10	-13.0	-14.39	166.00	Horizontal	Horizontal	N/A
1990.800	-38.12	4.53	-13.0	-25.12	172.00	Horizontal	Horizontal	N/A
5186.750	-41.20	12.42	-13.0	-28.20	92.00	Horizontal	Horizontal	Pass
7993.750	-35.46	18.63	-13.0	-22.46	360.00	Horizontal	Horizontal	Pass
13538.800	-30.65	24.93	-13.0	-17.65	361.00	Horizontal	Horizontal	Pass

RSE-H&V GSM 1900 CH810



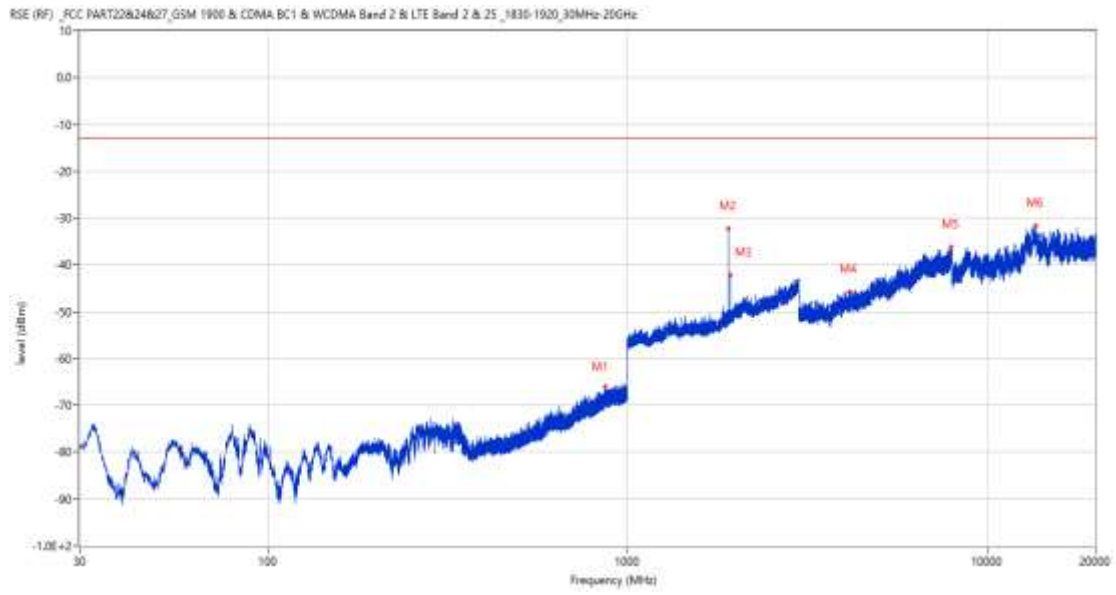
Frequency (MHz)	Result (dBm)	Factor (dB)	PK Limit (dBm)	Over Limit (dB)	Table (o)	ANT	EUT	Verdict
200.283	-73.44	-15.59	-13.0	-60.44	23.00	Horizontal	Vertical	Pass
1910.500	-28.08	3.10	-13.0	-15.08	208.00	Horizontal	Vertical	N/A
1990.600	-38.33	4.55	-13.0	-25.33	185.00	Horizontal	Vertical	N/A
4057.000	-45.33	10.88	-13.0	-32.33	100.00	Horizontal	Vertical	Pass
7313.500	-36.46	17.02	-13.0	-23.46	132.00	Horizontal	Vertical	Pass
13588.100	-31.18	24.95	-13.0	-18.18	-1.00	Horizontal	Vertical	Pass

RSE-V&V GSM 1900 CH810



Frequency (MHz)	Result (dBm)	Factor (dB)	PK Limit (dBm)	Over Limit (dB)	Table (o)	ANT	EUT	Verdict
251.790	-72.02	-13.52	-13.0	-59.02	59.00	Vertical	Vertical	Pass
1910.400	-30.37	3.10	-13.0	-17.37	179.00	Vertical	Vertical	N/A
1928.600	-41.74	3.43	-13.0	-28.74	101.00	Vertical	Vertical	Pass
4044.750	-44.98	10.43	-13.0	-31.98	39.00	Vertical	Vertical	Pass
7845.000	-35.96	17.85	-13.0	-22.96	0.00	Vertical	Vertical	Pass
12901.526	-32.03	23.61	-13.0	-19.03	107.00	Vertical	Vertical	Pass

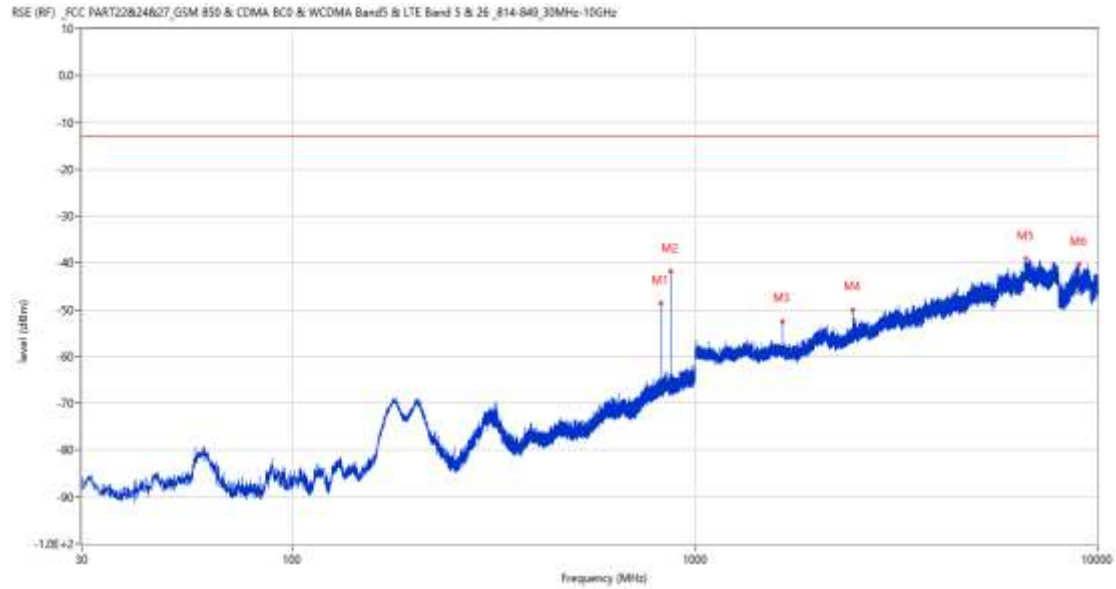
RSE-V&H GSM 1900 CH810



Frequency (MHz)	Result (dBm)	Factor (dB)	PK Limit (dBm)	Over Limit (dB)	Table (o)	ANT	EUT	Verdict
868.274	-66.05	2.10	-13.0	-53.05	83.00	Vertical	Horizontal	Pass
1910.600	-32.25	3.10	-13.0	-19.25	27.00	Vertical	Horizontal	N/A
1931.600	-42.19	3.11	-13.0	-29.19	27.00	Vertical	Horizontal	Pass
4158.500	-45.80	9.64	-13.0	-32.80	227.00	Vertical	Horizontal	Pass
7930.000	-36.21	18.66	-13.0	-23.21	80.00	Vertical	Horizontal	Pass
13638.487	-31.62	24.84	-13.0	-18.62	3.00	Vertical	Horizontal	Pass

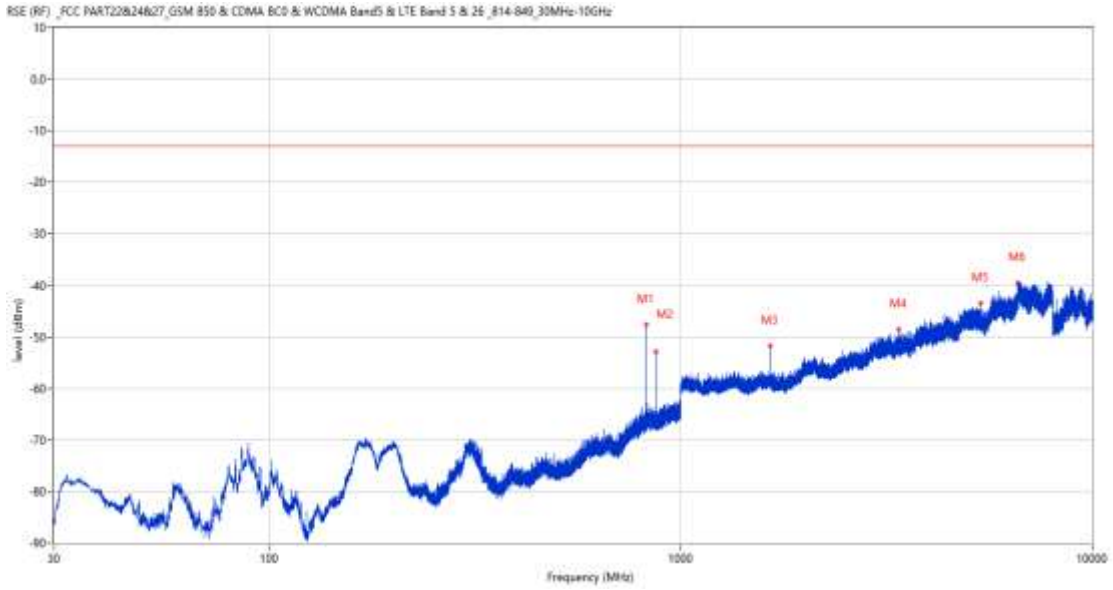
EGPRS
 3 EGPRS 850
 3.1 EGPRS 850 Low Channel

RSE-H&H EGPRS 850 CH128



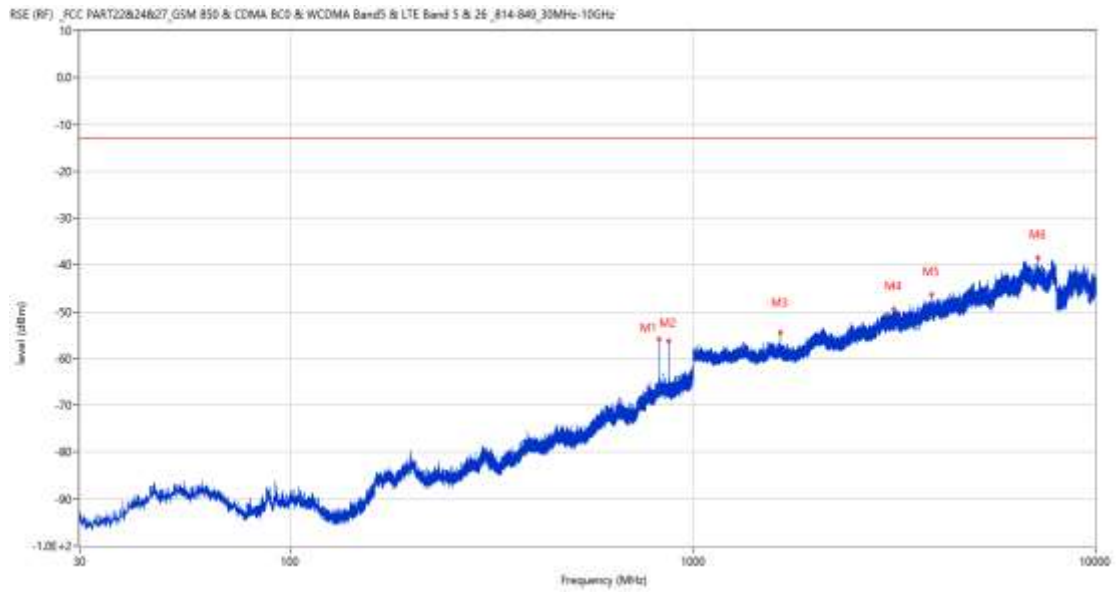
Frequency (MHz)	Result (dBm)	Factor (dB)	PK Limit (dBm)	Over Limit (dB)	Table (o)	ANT	EUT	Verdict
824.188	-48.57	4.28	-13.0	-35.57	125.00	Horizontal	Horizontal	N/A
869.147	-41.88	4.19	-13.0	-28.88	196.00	Horizontal	Horizontal	N/A
1649.000	-52.47	-4.16	-13.0	-39.47	20.00	Horizontal	Horizontal	Pass
2473.000	-50.09	-0.34	-13.0	-37.09	151.00	Horizontal	Horizontal	Pass
6653.000	-39.11	15.01	-13.0	-26.11	360.00	Horizontal	Horizontal	Pass
8978.900	-40.34	13.58	-13.0	-27.34	101.00	Horizontal	Horizontal	Pass

RSE-H&V EGPRS 850 CH128



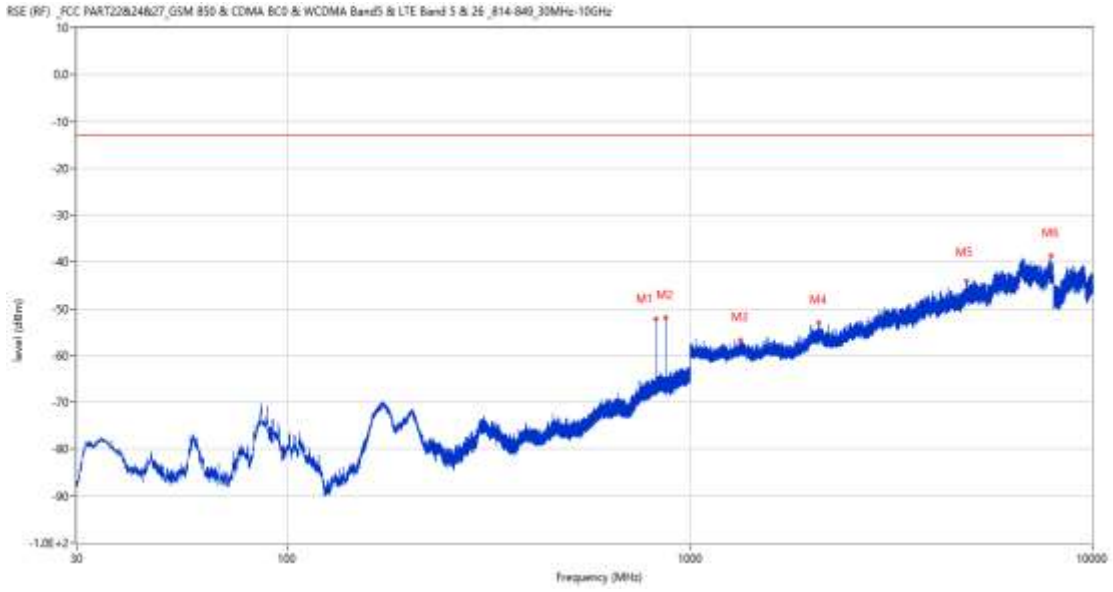
Frequency (MHz)	Result (dBm)	Factor (dB)	PK Limit (dBm)	Over Limit (dB)	Table (o)	ANT	EUT	Verdict
824.188	-47.64	4.28	-13.0	-34.64	130.00	Horizontal	Vertical	N/A
869.244	-52.97	4.20	-13.0	-39.97	271.00	Horizontal	Vertical	N/A
1649.200	-51.69	-4.15	-13.0	-38.69	317.00	Horizontal	Vertical	Pass
3382.250	-48.50	6.88	-13.0	-35.50	266.00	Horizontal	Vertical	Pass
5356.000	-43.56	9.86	-13.0	-30.56	-3.00	Horizontal	Vertical	Pass
6579.500	-39.61	14.27	-13.0	-26.61	200.00	Horizontal	Vertical	Pass

RSE-V&V EGPRS 850 CH128



Frequency (MHz)	Result (dBm)	Factor (dB)	PK Limit (dBm)	Over Limit (dB)	Table (o)	ANT	EUT	Verdict
824.236	-55.84	4.28	-13.0	-42.84	138.00	Vertical	Vertical	N/A
869.292	-56.29	4.20	-13.0	-43.29	277.00	Vertical	Vertical	N/A
1648.900	-54.50	-4.15	-13.0	-41.50	145.00	Vertical	Vertical	Pass
3160.500	-49.53	5.68	-13.0	-36.53	318.00	Vertical	Vertical	Pass
3918.750	-46.31	9.29	-13.0	-33.31	71.00	Vertical	Vertical	Pass
7199.500	-38.47	14.69	-13.0	-25.47	251.00	Vertical	Vertical	Pass

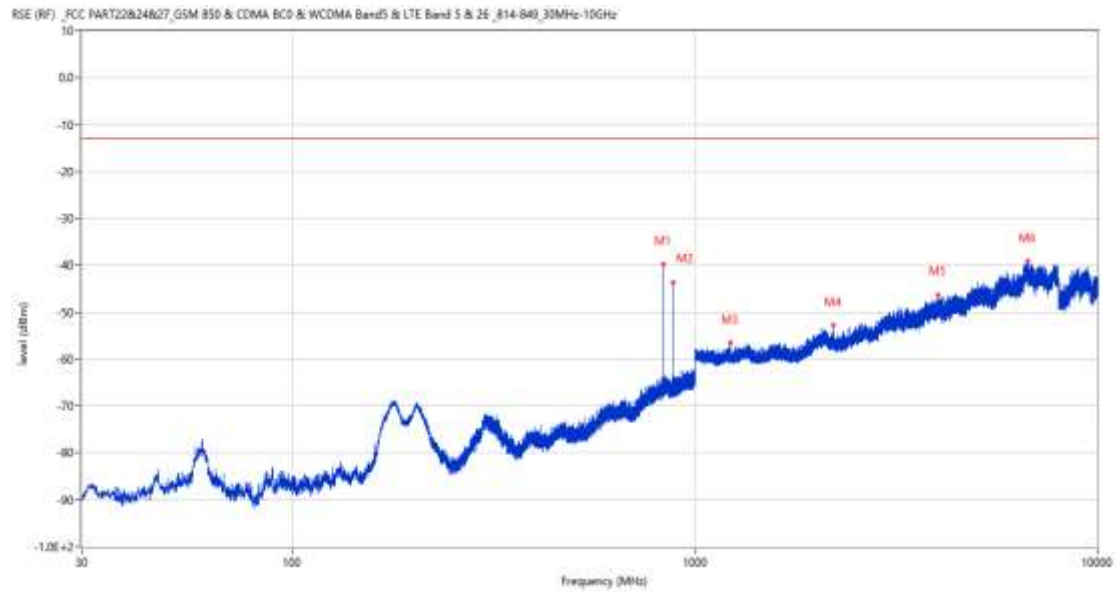
RSE-V&H EGPRS 850 CH128



Frequency (MHz)	Result (dBm)	Factor (dB)	PK Limit (dBm)	Over Limit (dB)	Table (o)	ANT	EUT	Verdict
824.236	-52.08	4.28	-13.0	-39.08	139.00	Vertical	Horizontal	N/A
869.196	-52.00	4.19	-13.0	-39.00	360.00	Vertical	Horizontal	N/A
1336.400	-56.80	-4.10	-13.0	-43.80	182.00	Vertical	Horizontal	Pass
2092.400	-53.05	-0.72	-13.0	-40.05	344.00	Vertical	Horizontal	Pass
4879.000	-44.10	10.64	-13.0	-31.10	173.00	Vertical	Horizontal	Pass
7875.250	-38.73	15.05	-13.0	-25.73	136.00	Vertical	Horizontal	Pass

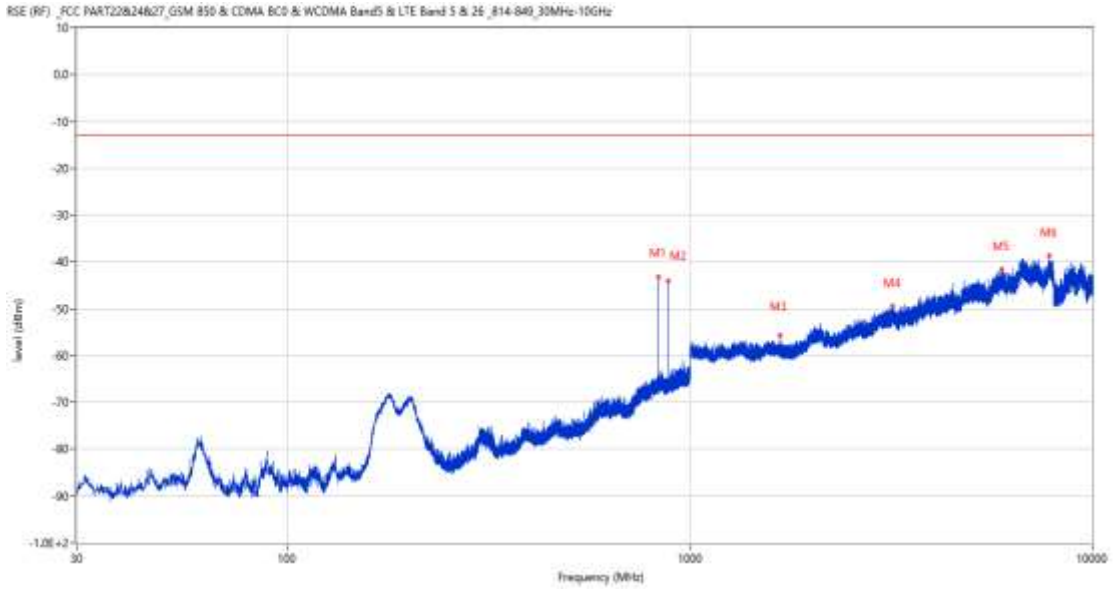
3.2 EGPRS 850 Middle Channel

RSE-H&H EGPRS 850 CH190



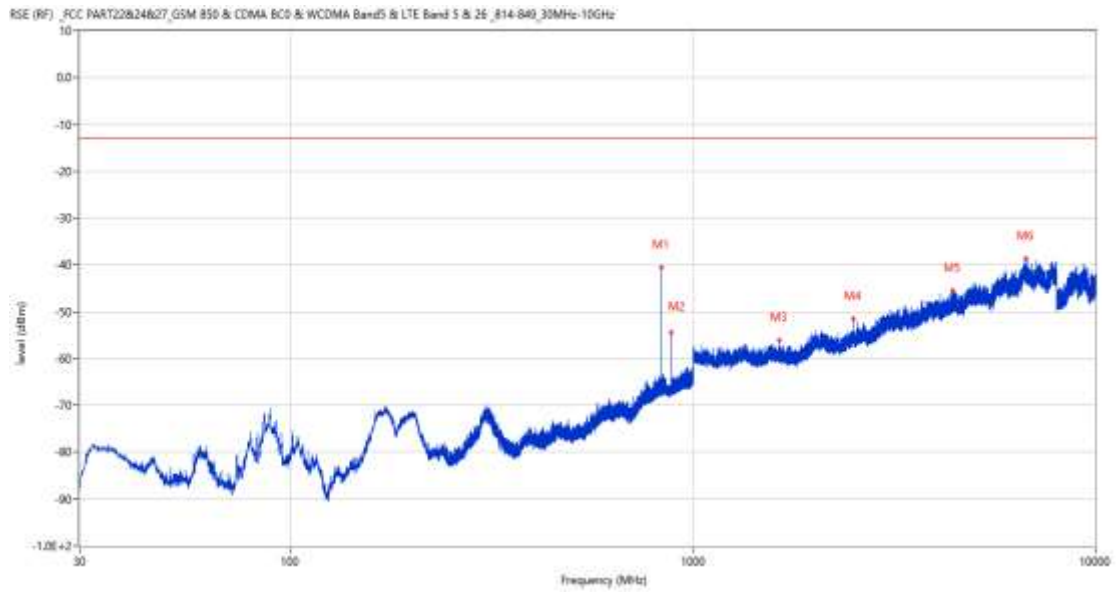
Frequency (MHz)	Result (dBm)	Factor (dB)	PK Limit (dBm)	Over Limit (dB)	Table (o)	ANT	EUT	Verdict
836.604	-39.67	4.78	-13.0	-26.67	313.00	Horizontal	Horizontal	N/A
881.612	-43.67	4.17	-13.0	-30.67	209.00	Horizontal	Horizontal	N/A
1226.700	-56.56	-4.56	-13.0	-43.56	21.00	Horizontal	Horizontal	Pass
2214.000	-52.86	-1.84	-13.0	-39.86	334.00	Horizontal	Horizontal	Pass
4028.500	-46.28	9.20	-13.0	-33.28	334.00	Horizontal	Horizontal	Pass
6705.750	-39.11	15.47	-13.0	-26.11	360.00	Horizontal	Horizontal	Pass

RSE-H&V EGPRS 850 CH190



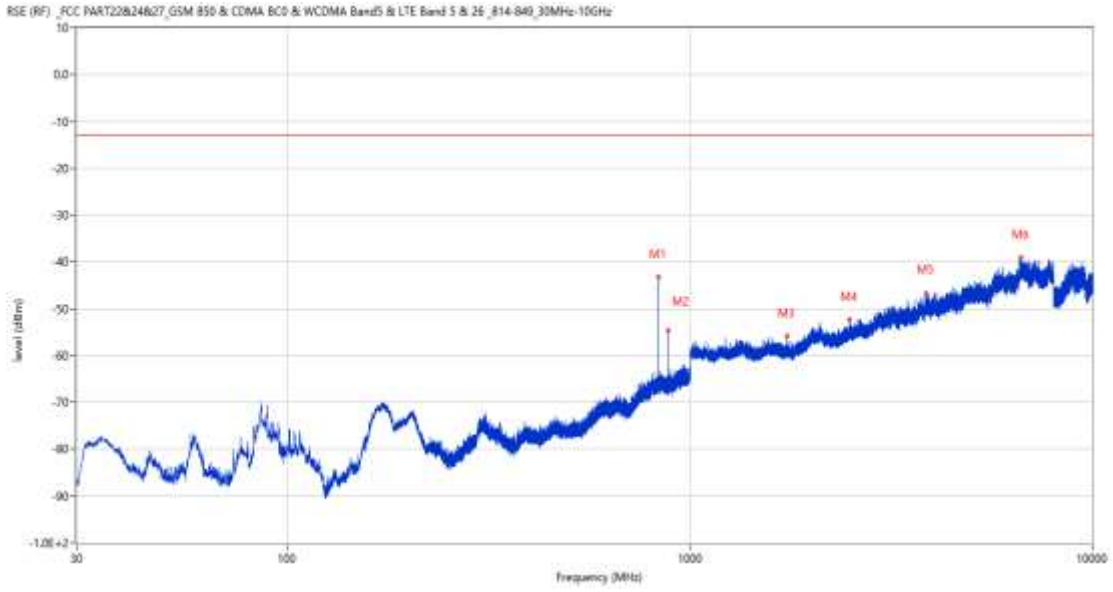
Frequency (MHz)	Result (dBm)	Factor (dB)	PK Limit (dBm)	Over Limit (dB)	Table (o)	ANT	EUT	Verdict
836.652	-43.15	4.78	-13.0	-30.15	229.00	Horizontal	Vertical	N/A
881.563	-44.06	4.17	-13.0	-31.06	209.00	Horizontal	Vertical	N/A
1673.800	-55.76	-4.49	-13.0	-42.76	162.00	Horizontal	Vertical	Pass
3188.000	-49.49	6.33	-13.0	-36.49	-3.00	Horizontal	Vertical	Pass
5954.000	-41.68	12.74	-13.0	-28.68	83.00	Horizontal	Vertical	Pass
7812.750	-38.68	16.30	-13.0	-25.68	148.00	Horizontal	Vertical	Pass

RSE-V&V EGPRS 850 CH190



Frequency (MHz)	Result (dBm)	Factor (dB)	PK Limit (dBm)	Over Limit (dB)	Table (o)	ANT	EUT	Verdict
836.604	-40.50	4.78	-13.0	-27.50	161.00	Vertical	Vertical	N/A
881.660	-54.46	4.17	-13.0	-41.46	284.00	Vertical	Vertical	N/A
1644.400	-56.11	-4.12	-13.0	-43.11	228.00	Vertical	Vertical	Pass
2510.400	-51.48	0.57	-13.0	-38.48	334.00	Vertical	Vertical	Pass
4431.500	-45.51	9.60	-13.0	-32.51	114.00	Vertical	Vertical	Pass
6710.250	-38.77	15.65	-13.0	-25.77	48.00	Vertical	Vertical	Pass

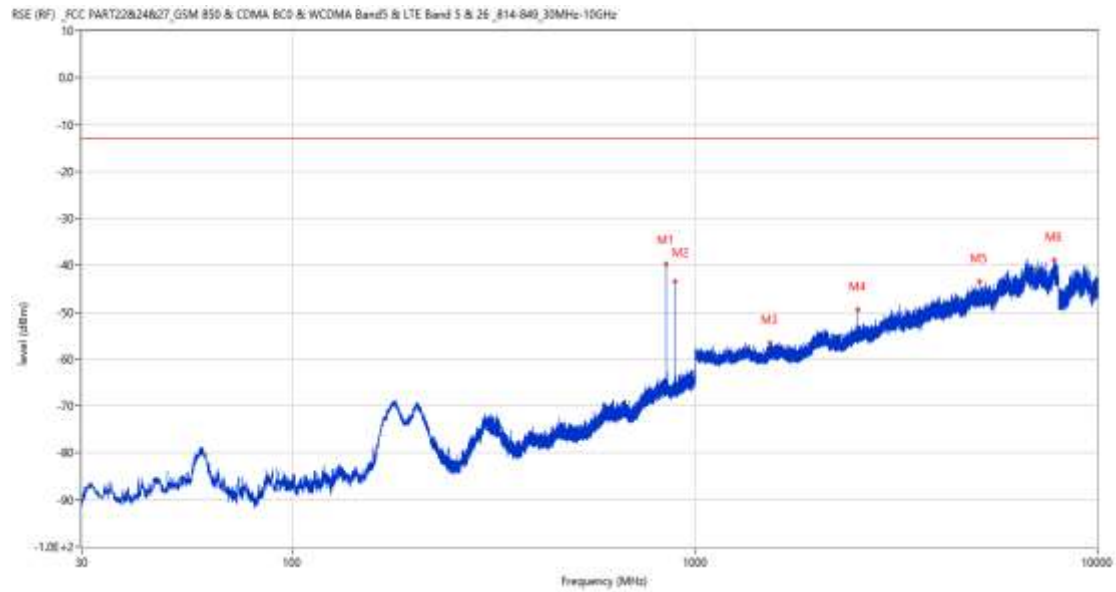
RSE-V&H EGPRS 850 CH190



Frequency (MHz)	Result (dBm)	Factor (dB)	PK Limit (dBm)	Over Limit (dB)	Table (o)	ANT	EUT	Verdict
836.604	-43.19	4.78	-13.0	-30.19	244.00	Vertical	Horizontal	N/A
881.612	-54.67	4.17	-13.0	-41.67	132.00	Vertical	Horizontal	N/A
1746.200	-55.89	-4.74	-13.0	-42.89	58.00	Vertical	Horizontal	Pass
2498.500	-52.43	0.65	-13.0	-39.43	324.00	Vertical	Horizontal	Pass
3863.000	-46.86	8.79	-13.0	-33.86	71.00	Vertical	Horizontal	Pass
6645.750	-39.15	15.20	-13.0	-26.15	170.00	Vertical	Horizontal	Pass

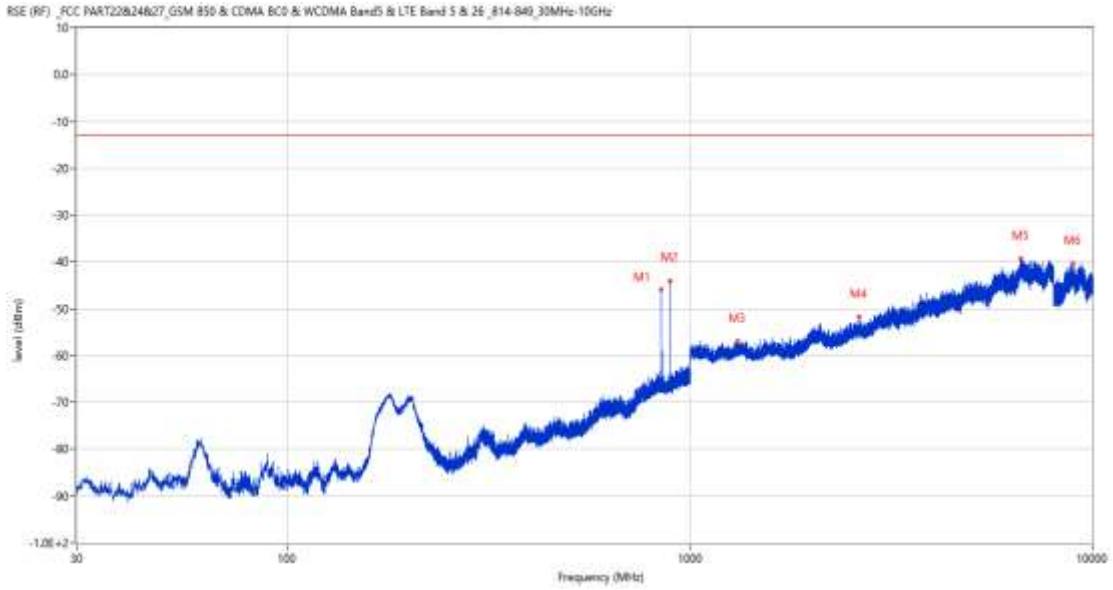
3.3 EGPRS 850 High Channel

RSE-H&H EGPRS 850 CH251



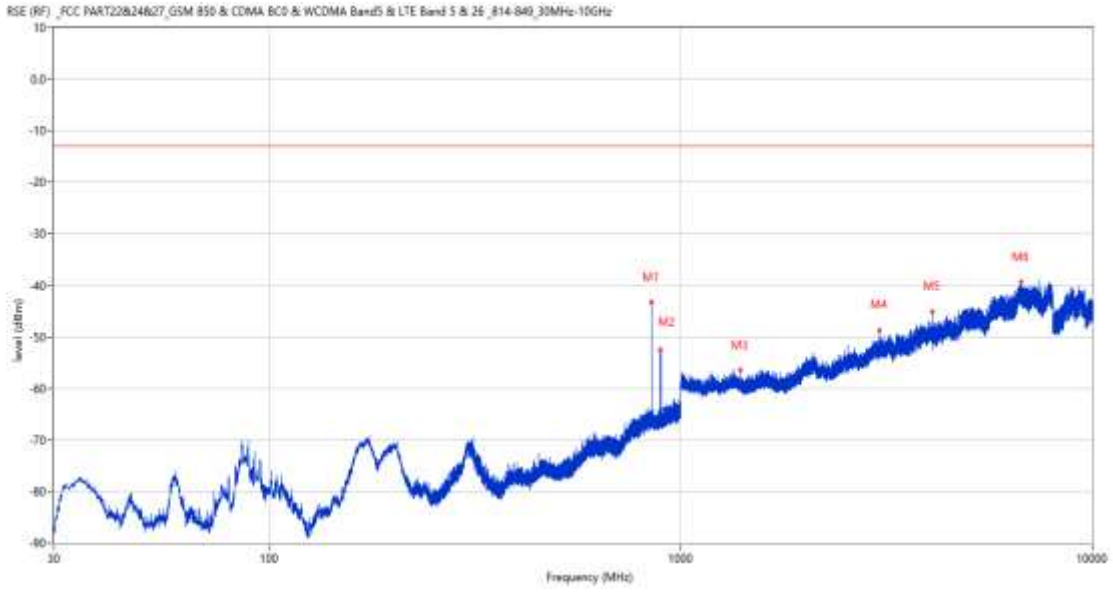
Frequency (MHz)	Result (dBm)	Factor (dB)	PK Limit (dBm)	Over Limit (dB)	Table (o)	ANT	EUT	Verdict
848.777	-39.76	4.87	-13.0	-26.76	296.00	Horizontal	Horizontal	N/A
893.737	-43.50	4.56	-13.0	-30.50	208.00	Horizontal	Horizontal	N/A
1541.000	-56.50	-4.03	-13.0	-43.50	0.00	Horizontal	Horizontal	Pass
2547.100	-49.54	0.36	-13.0	-36.54	140.00	Horizontal	Horizontal	Pass
5099.000	-43.39	11.50	-13.0	-30.39	281.00	Horizontal	Horizontal	Pass
7827.500	-38.91	15.76	-13.0	-25.91	109.00	Horizontal	Horizontal	Pass

RSE-H&V EGPRS 850 CH251



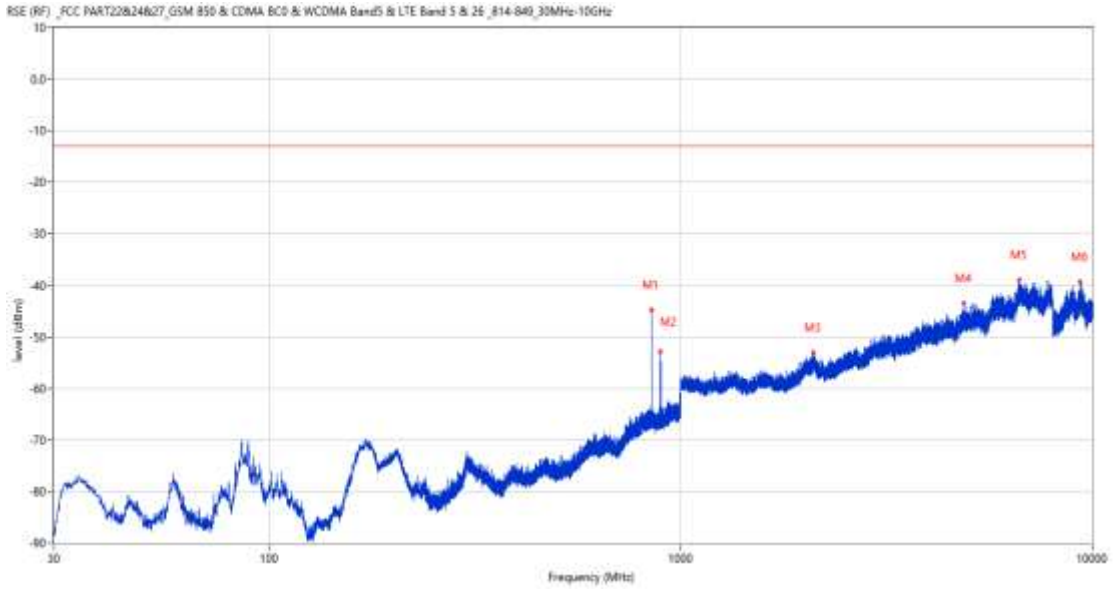
Frequency (MHz)	Result (dBm)	Factor (dB)	PK Limit (dBm)	Over Limit (dB)	Table (o)	ANT	EUT	Verdict
848.825	-45.95	4.87	-13.0	-32.95	218.00	Horizontal	Vertical	N/A
893.737	-43.98	4.56	-13.0	-30.98	206.00	Horizontal	Vertical	N/A
1318.300	-56.93	-3.84	-13.0	-43.93	205.00	Horizontal	Vertical	Pass
2637.200	-51.71	1.89	-13.0	-38.71	172.00	Horizontal	Vertical	Pass
6643.000	-39.39	15.15	-13.0	-26.39	360.00	Horizontal	Vertical	Pass
8954.401	-40.34	13.56	-13.0	-27.34	36.00	Horizontal	Vertical	Pass

RSE-V&V EGPRS 850 CH251



Frequency (MHz)	Result (dBm)	Factor (dB)	PK Limit (dBm)	Over Limit (dB)	Table (o)	ANT	EUT	Verdict
848.874	-43.36	4.87	-13.0	-30.36	102.00	Vertical	Vertical	N/A
893.737	-52.44	4.56	-13.0	-39.44	283.00	Vertical	Vertical	N/A
1396.500	-56.46	-4.45	-13.0	-43.46	326.00	Vertical	Vertical	Pass
3045.250	-48.83	5.61	-13.0	-35.83	-3.00	Vertical	Vertical	Pass
4074.500	-45.10	8.92	-13.0	-32.10	215.00	Vertical	Vertical	Pass
6708.000	-39.36	15.71	-13.0	-26.36	215.00	Vertical	Vertical	Pass

RSE-V&H EGPRS 850 CH251

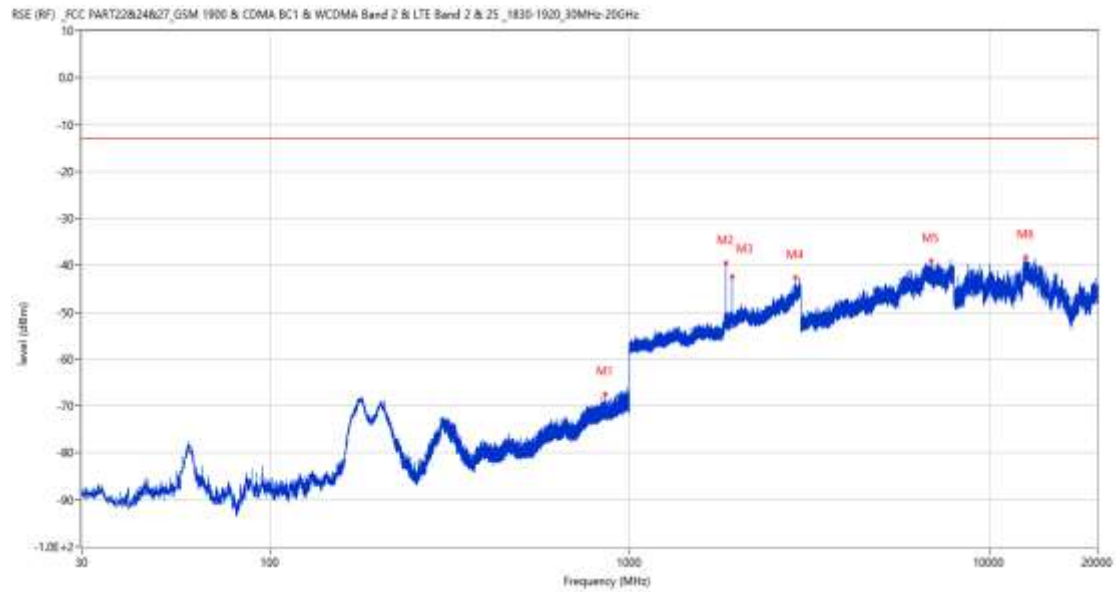


Frequency (MHz)	Result (dBm)	Factor (dB)	PK Limit (dBm)	Over Limit (dB)	Table (o)	ANT	EUT	Verdict
848.825	-44.76	4.87	-13.0	-31.76	249.00	Vertical	Horizontal	N/A
893.737	-52.90	4.56	-13.0	-39.90	278.00	Vertical	Horizontal	N/A
2095.000	-53.05	-0.51	-13.0	-40.05	119.00	Vertical	Horizontal	Pass
4865.750	-43.49	10.16	-13.0	-30.49	230.00	Vertical	Horizontal	Pass
6658.500	-39.03	14.85	-13.0	-26.03	360.00	Vertical	Horizontal	Pass
9341.000	-39.43	14.90	-13.0	-26.43	82.00	Vertical	Horizontal	Pass

4 EGPRS 1900

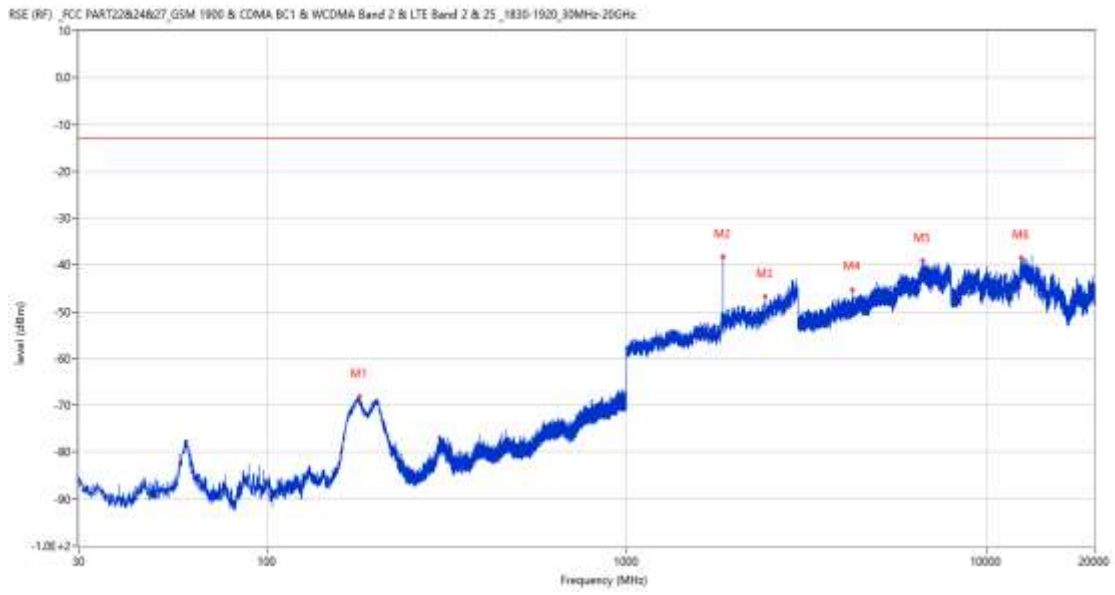
4.1 EGPRS 1900 Low Channel

RSE-H&H EGPRS 1900 CH512



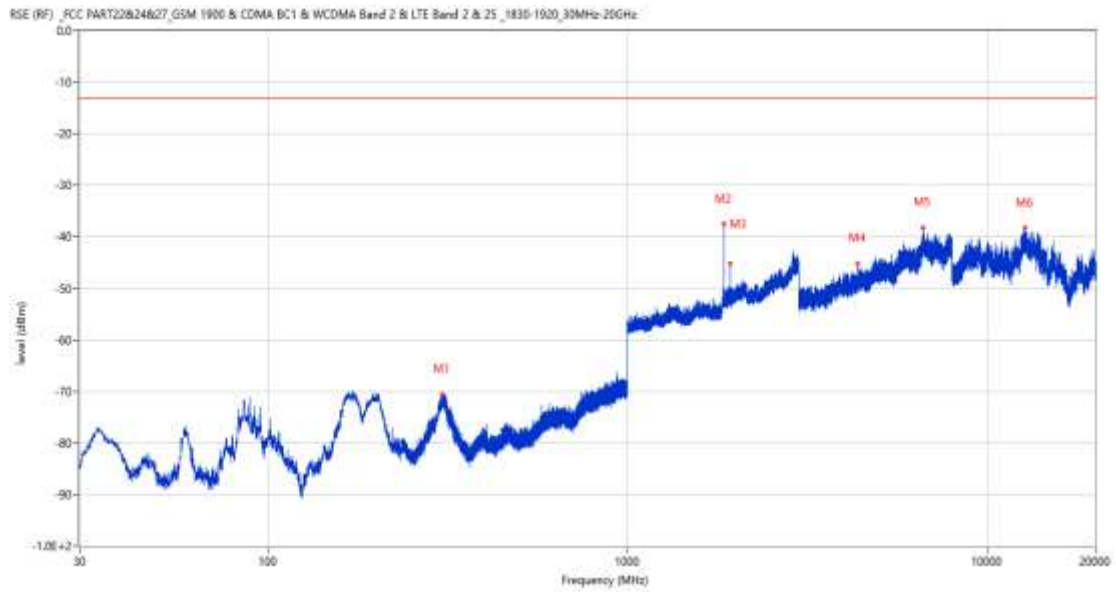
Frequency (MHz)	Result (dBm)	Factor (dB)	PK Limit (dBm)	Over Limit (dB)	Table (o)	ANT	EUT	Verdict
856.877	-67.54	-0.16	-13.0	-54.54	42.00	Horizontal	Horizontal	Pass
1851.000	-39.58	2.45	-13.0	-26.58	26.00	Horizontal	Horizontal	N/A
1930.800	-42.48	3.33	-13.0	-29.48	145.00	Horizontal	Horizontal	N/A
2888.600	-42.57	11.74	-13.0	-29.57	127.00	Horizontal	Horizontal	Pass
6884.250	-39.02	14.09	-13.0	-26.02	195.00	Horizontal	Horizontal	Pass
12694.187	-38.25	16.44	-13.0	-25.25	15.00	Horizontal	Horizontal	Pass

RSE-H&V EGPRS 1900 CH512



Frequency (MHz)	Result (dBm)	Factor (dB)	PK Limit (dBm)	Over Limit (dB)	Table (o)	ANT	EUT	Verdict
180.932	-68.03	-17.84	-13.0	-55.03	121.00	Horizontal	Vertical	Pass
1850.900	-38.27	2.44	-13.0	-25.27	107.00	Horizontal	Vertical	N/A
2430.100	-46.85	5.80	-13.0	-33.85	225.00	Horizontal	Vertical	Pass
4256.750	-45.38	8.91	-13.0	-32.38	340.00	Horizontal	Vertical	Pass
6678.750	-39.06	14.58	-13.0	-26.06	131.00	Horizontal	Vertical	Pass
12515.350	-38.45	15.35	-13.0	-25.45	322.00	Horizontal	Vertical	Pass

RSE-V&V EGPRS 1900 CH512



Frequency (MHz)	Result (dBm)	Factor (dB)	PK Limit (dBm)	Over Limit (dB)	Table (o)	ANT	EUT	Verdict
306.547	-70.59	-15.00	-13.0	-57.59	209.00	Vertical	Vertical	Pass
1850.900	-37.51	2.44	-13.0	-24.51	138.00	Vertical	Vertical	N/A
1930.800	-45.24	3.33	-13.0	-32.24	144.00	Vertical	Vertical	N/A
4373.000	-45.25	9.21	-13.0	-32.25	332.00	Vertical	Vertical	Pass
6633.750	-38.20	14.89	-13.0	-25.20	360.00	Vertical	Vertical	Pass
12724.112	-38.14	16.28	-13.0	-25.14	337.00	Vertical	Vertical	Pass

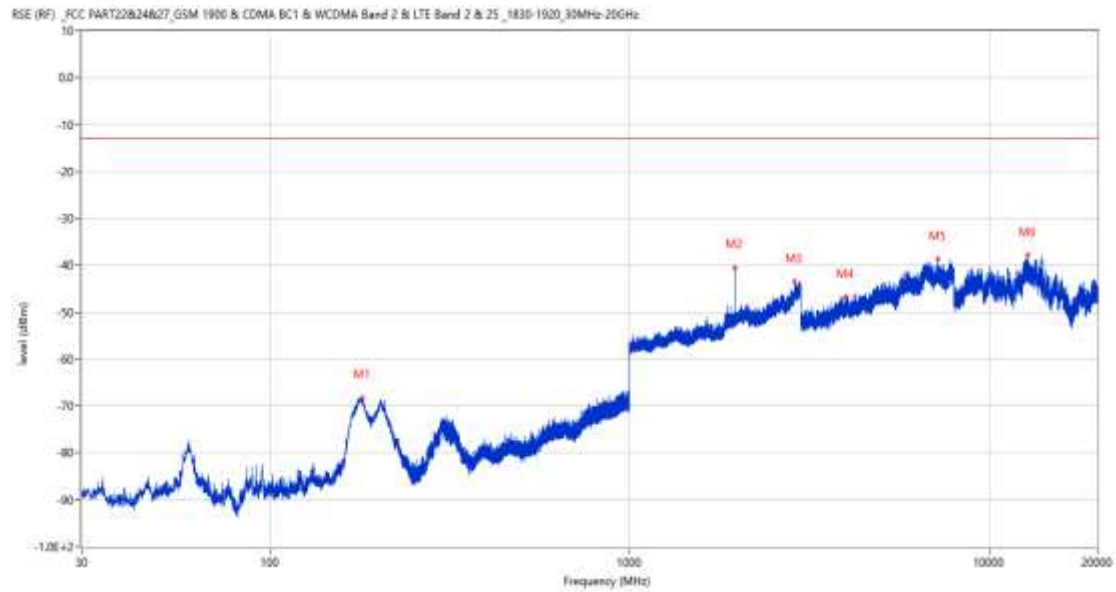
RSE-V&H EGPRS 1900 CH512



Frequency (MHz)	Result (dBm)	Factor (dB)	PK Limit (dBm)	Over Limit (dB)	Table (o)	ANT	EUT	Verdict
171.862	-70.28	-19.34	-13.0	-57.28	170.00	Vertical	Horizontal	Pass
1851.100	-42.76	2.45	-13.0	-29.76	28.00	Vertical	Horizontal	N/A
2891.400	-42.45	12.07	-13.0	-29.45	322.00	Vertical	Horizontal	Pass
4422.250	-45.31	9.62	-13.0	-32.31	240.00	Vertical	Horizontal	Pass
6649.500	-38.65	15.15	-13.0	-25.65	105.00	Vertical	Horizontal	Pass
12905.150	-38.31	16.62	-13.0	-25.31	136.00	Vertical	Horizontal	Pass

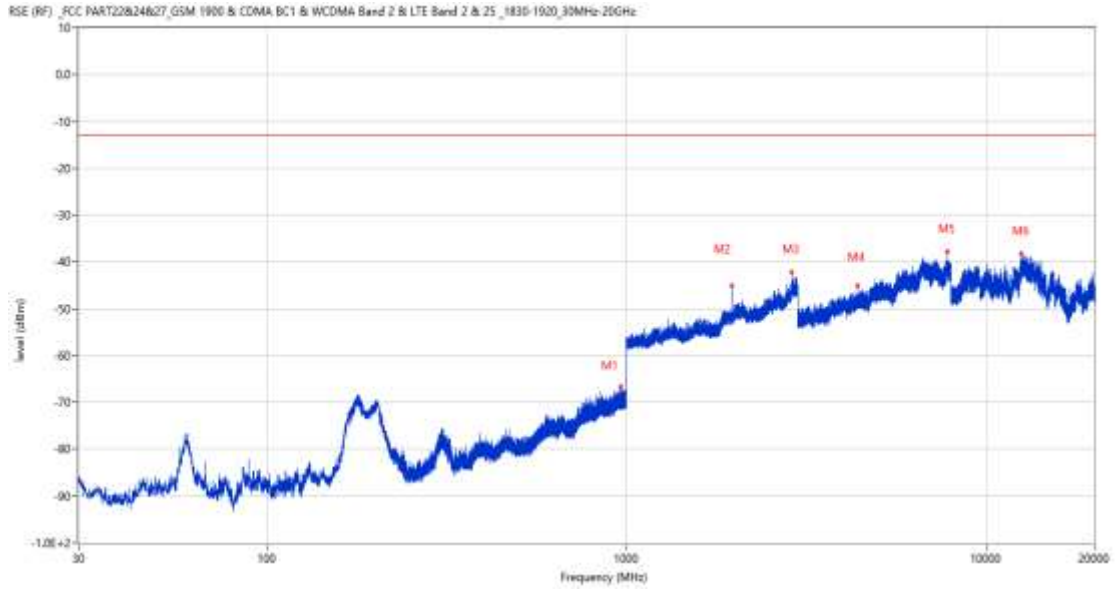
4.2 EGPRS 1900 Middle Channel

RSE-H&H EGPRS 1900 CH661



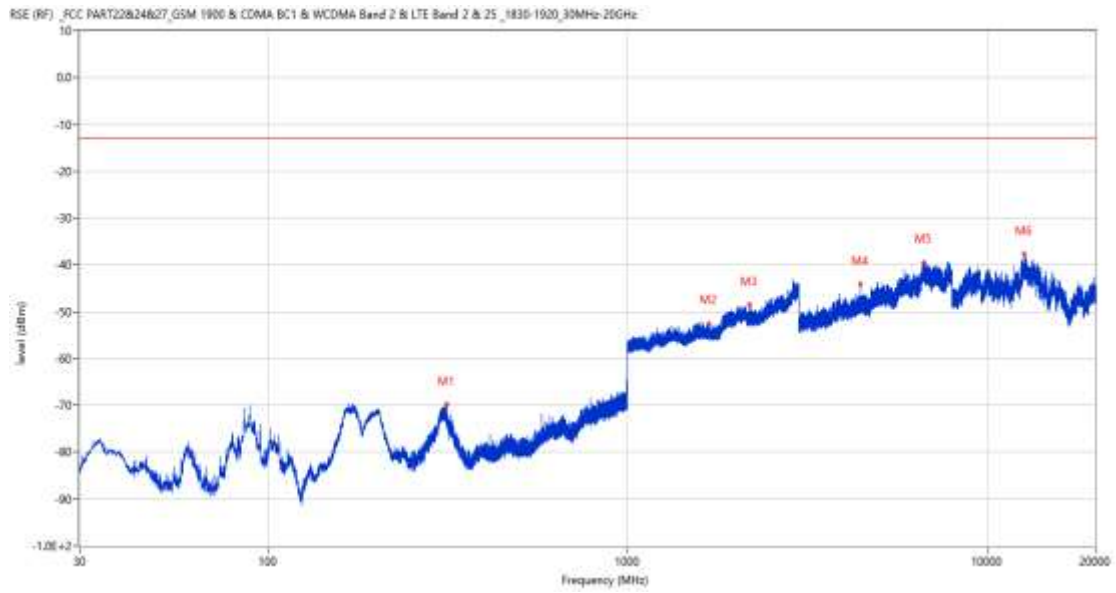
Frequency (MHz)	Result (dBm)	Factor (dB)	PK Limit (dBm)	Over Limit (dB)	Table (o)	ANT	EUT	Verdict
180.884	-68.21	-17.86	-13.0	-55.21	126.00	Horizontal	Horizontal	Pass
1960.800	-40.58	2.80	-13.0	-27.58	145.00	Horizontal	Horizontal	N/A
2884.300	-43.42	10.89	-13.0	-30.42	26.00	Horizontal	Horizontal	Pass
3985.500	-46.77	9.25	-13.0	-33.77	120.00	Horizontal	Horizontal	Pass
7199.250	-38.76	14.69	-13.0	-25.76	277.00	Horizontal	Horizontal	Pass
12823.224	-37.81	15.59	-13.0	-24.81	255.00	Horizontal	Horizontal	Pass

RSE-H&V EGPRS 1900 CH661



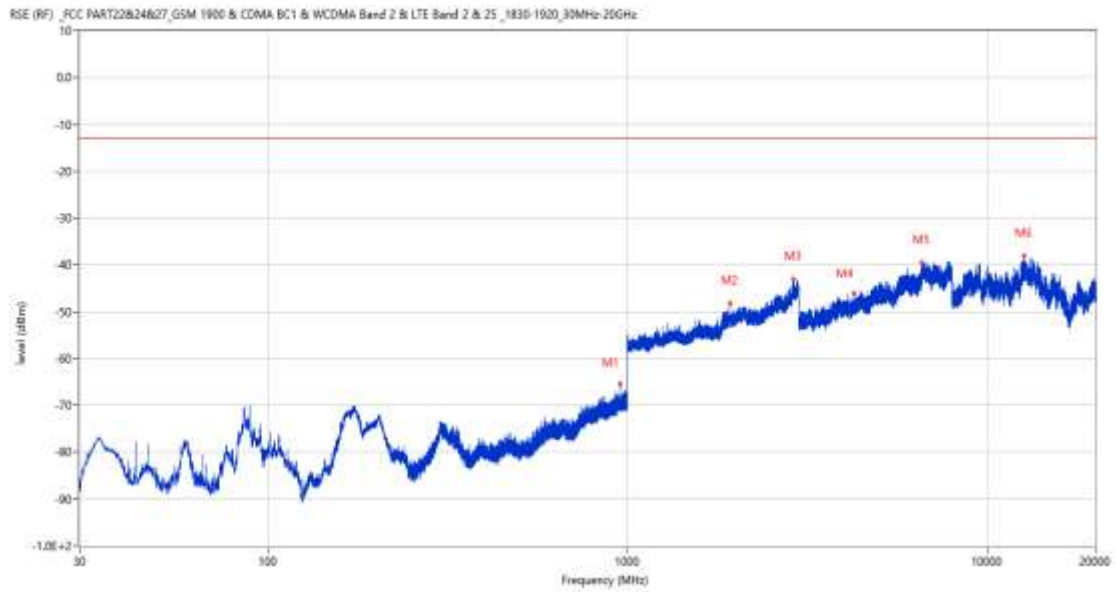
Frequency (MHz)	Result (dBm)	Factor (dB)	PK Limit (dBm)	Over Limit (dB)	Table (o)	ANT	EUT	Verdict
967.457	-66.71	1.82	-13.0	-53.71	334.00	Horizontal	Vertical	Pass
1960.900	-45.15	2.80	-13.0	-32.15	144.00	Horizontal	Vertical	N/A
2881.500	-42.30	10.50	-13.0	-29.30	320.00	Horizontal	Vertical	Pass
4388.750	-45.18	9.19	-13.0	-32.18	205.00	Horizontal	Vertical	Pass
7818.000	-37.78	16.32	-13.0	-24.78	262.00	Horizontal	Vertical	Pass
12524.613	-38.29	15.16	-13.0	-25.29	72.00	Horizontal	Vertical	Pass

RSE-V&V EGPRS 1900 CH661



Frequency (MHz)	Result (dBm)	Factor (dB)	PK Limit (dBm)	Over Limit (dB)	Table (o)	ANT	EUT	Verdict
314.889	-69.74	-15.10	-13.0	-56.74	225.00	Vertical	Vertical	Pass
1688.900	-52.48	0.27	-13.0	-39.48	248.00	Vertical	Vertical	Pass
2186.000	-48.35	3.30	-13.0	-35.35	229.00	Vertical	Vertical	Pass
4446.500	-44.17	9.72	-13.0	-31.17	363.00	Vertical	Vertical	Pass
6664.000	-39.59	14.69	-13.0	-26.59	123.00	Vertical	Vertical	Pass
12660.463	-37.62	15.85	-13.0	-24.62	-3.00	Vertical	Vertical	Pass

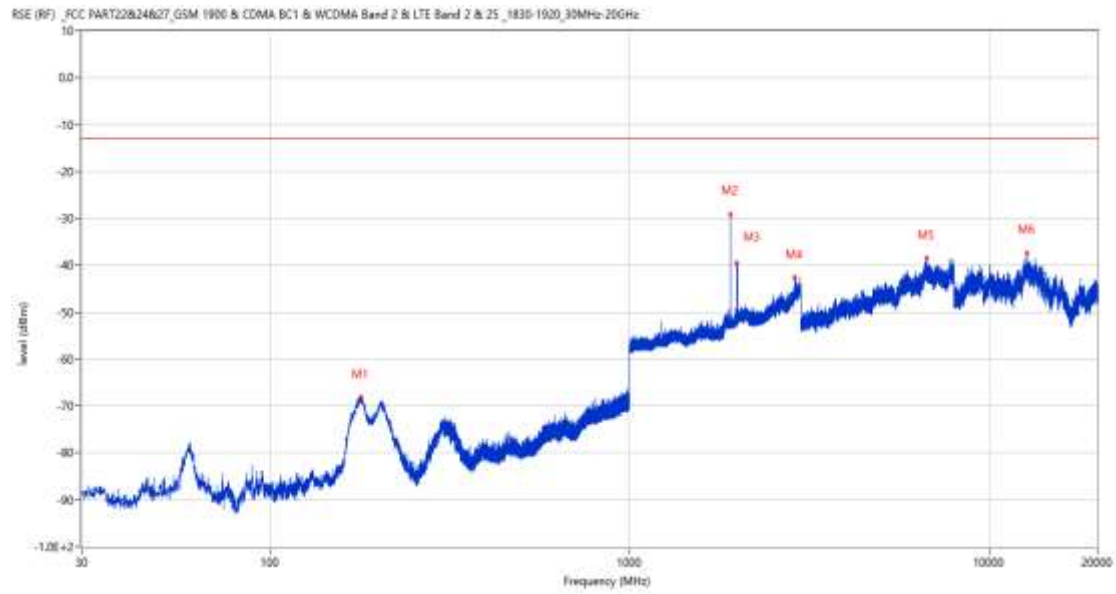
RSE-V&H EGPRS 1900 CH661



Frequency (MHz)	Result (dBm)	Factor (dB)	PK Limit (dBm)	Over Limit (dB)	Table (o)	ANT	EUT	Verdict
952.325	-65.49	1.62	-13.0	-52.49	198.00	Vertical	Horizontal	Pass
1930.800	-48.25	3.33	-13.0	-35.25	119.00	Vertical	Horizontal	Pass
2892.500	-43.01	12.01	-13.0	-30.01	87.00	Vertical	Horizontal	Pass
4280.750	-46.11	8.73	-13.0	-33.11	0.00	Vertical	Horizontal	Pass
6602.250	-39.45	14.30	-13.0	-26.45	235.00	Vertical	Horizontal	Pass
12684.450	-38.13	16.27	-13.0	-25.13	44.00	Vertical	Horizontal	Pass

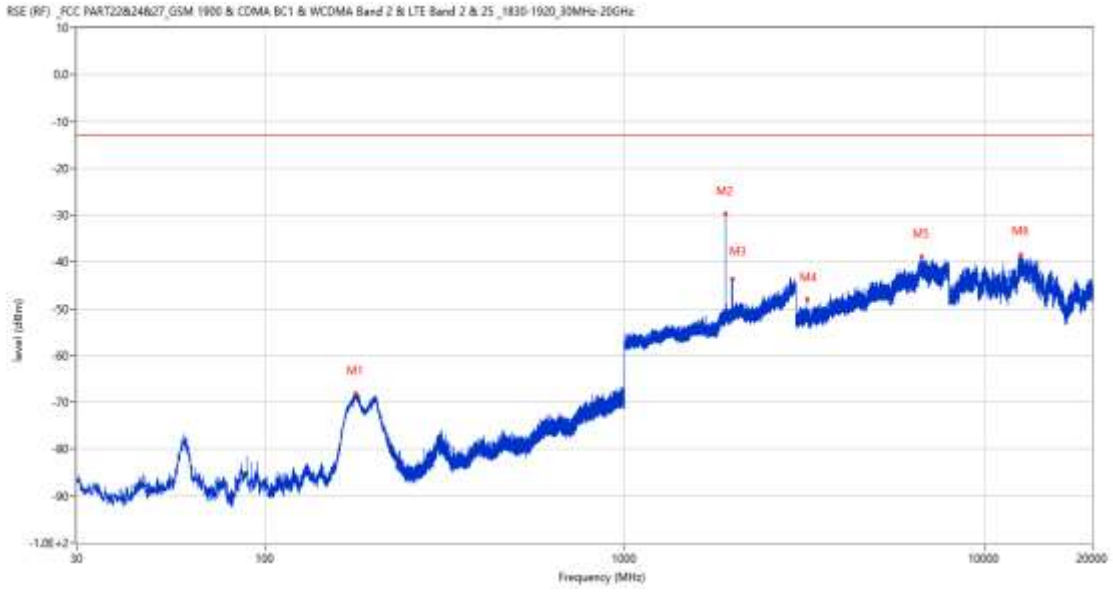
4.3 EGPRS 1900 High Channel

RSE-H&H EGPRS 1900 CH810



Frequency (MHz)	Result (dBm)	Factor (dB)	PK Limit (dBm)	Over Limit (dB)	Table (o)	ANT	EUT	Verdict
178.604	-68.06	-18.49	-13.0	-55.06	120.00	Horizontal	Horizontal	Pass
1910.500	-29.15	3.14	-13.0	-16.15	156.00	Horizontal	Horizontal	N/A
1990.400	-39.56	2.97	-13.0	-26.56	143.00	Horizontal	Horizontal	N/A
2883.700	-42.59	10.83	-13.0	-29.59	193.00	Horizontal	Horizontal	Pass
6706.750	-38.42	15.60	-13.0	-25.42	217.00	Horizontal	Horizontal	Pass
12711.050	-37.49	16.42	-13.0	-24.49	238.00	Horizontal	Horizontal	Pass

RSE-H&V EGPRS 1900 CH810



Frequency (MHz)	Result (dBm)	Factor (dB)	PK Limit (dBm)	Over Limit (dB)	Table (o)	ANT	EUT	Verdict
179.234	-68.04	-18.28	-13.0	-55.04	125.00	Horizontal	Vertical	Pass
1910.600	-29.88	3.14	-13.0	-16.88	134.00	Horizontal	Vertical	N/A
1990.500	-43.68	2.96	-13.0	-30.68	140.00	Horizontal	Vertical	N/A
3221.250	-48.07	6.38	-13.0	-35.07	50.00	Horizontal	Vertical	Pass
6698.500	-38.82	15.25	-13.0	-25.82	351.00	Horizontal	Vertical	Pass
12645.737	-38.49	15.63	-13.0	-25.49	133.00	Horizontal	Vertical	Pass

RSE-V&V EGPRS 1900 CH810



Frequency (MHz)	Result (dBm)	Factor (dB)	PK Limit (dBm)	Over Limit (dB)	Table (o)	ANT	EUT	Verdict
171.766	-69.61	-19.36	-13.0	-56.61	167.00	Vertical	Vertical	Pass
1910.500	-27.48	3.14	-13.0	-14.48	109.00	Vertical	Vertical	N/A
2117.000	-46.89	4.35	-13.0	-33.89	347.00	Vertical	Vertical	Pass
3996.500	-45.92	9.20	-13.0	-32.92	100.00	Vertical	Vertical	Pass
6575.500	-38.95	14.40	-13.0	-25.95	319.00	Vertical	Vertical	Pass
12626.737	-38.53	15.46	-13.0	-25.53	129.00	Vertical	Vertical	Pass

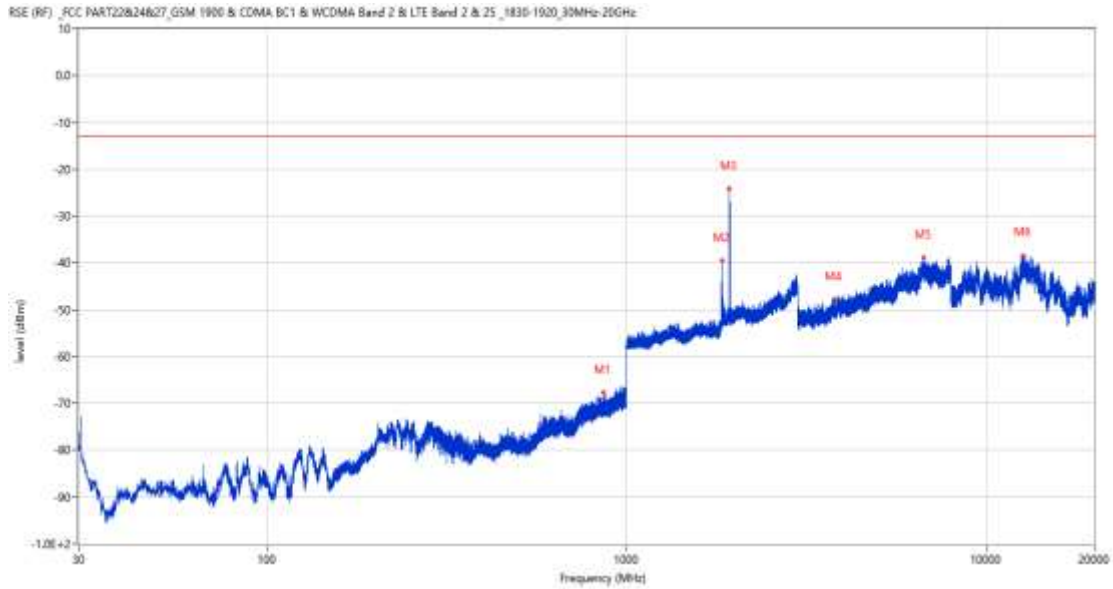
RSE-V&H EGPRS 1900 CH810



Frequency (MHz)	Result (dBm)	Factor (dB)	PK Limit (dBm)	Over Limit (dB)	Table (o)	ANT	EUT	Verdict
173.560	-70.33	-19.22	-13.0	-57.33	161.00	Vertical	Horizontal	Pass
1087.000	-53.98	-1.55	-13.0	-40.98	328.00	Vertical	Horizontal	Pass
1910.600	-34.81	3.14	-13.0	-21.81	7.00	Vertical	Horizontal	N/A
3219.750	-48.47	6.29	-13.0	-35.47	317.00	Vertical	Horizontal	Pass
6702.250	-38.92	15.53	-13.0	-25.92	19.00	Vertical	Horizontal	Pass
12708.200	-38.31	16.45	-13.0	-25.31	181.00	Vertical	Horizontal	Pass

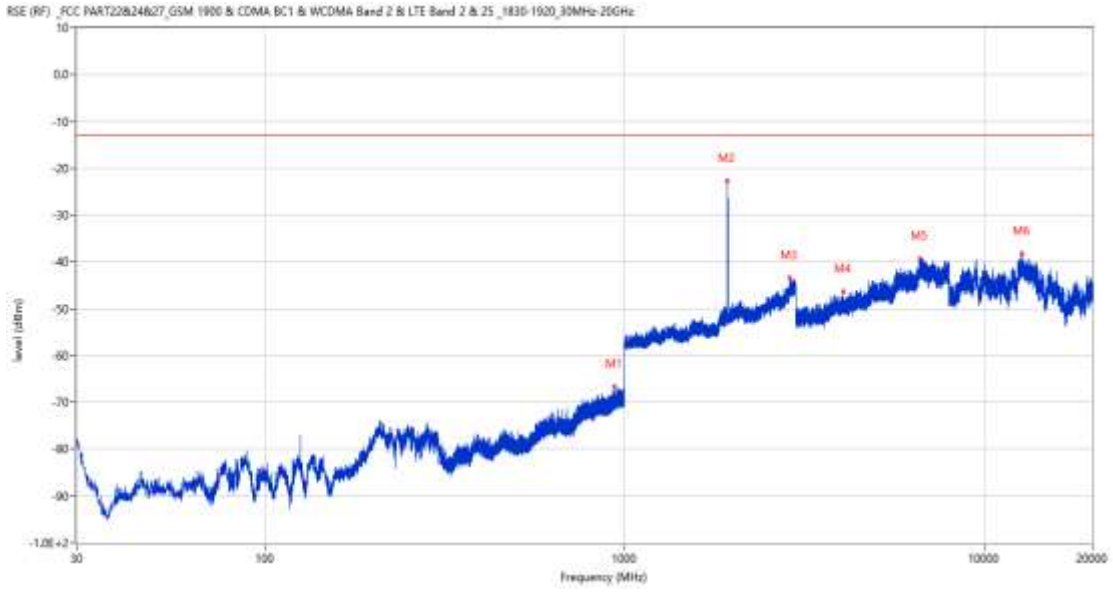
WCDMA
 5 WCDMA Band 2
 5.1 WCDMA Band 2 Low Channel

RSE-H&H WCDMA Band 2 CH9262



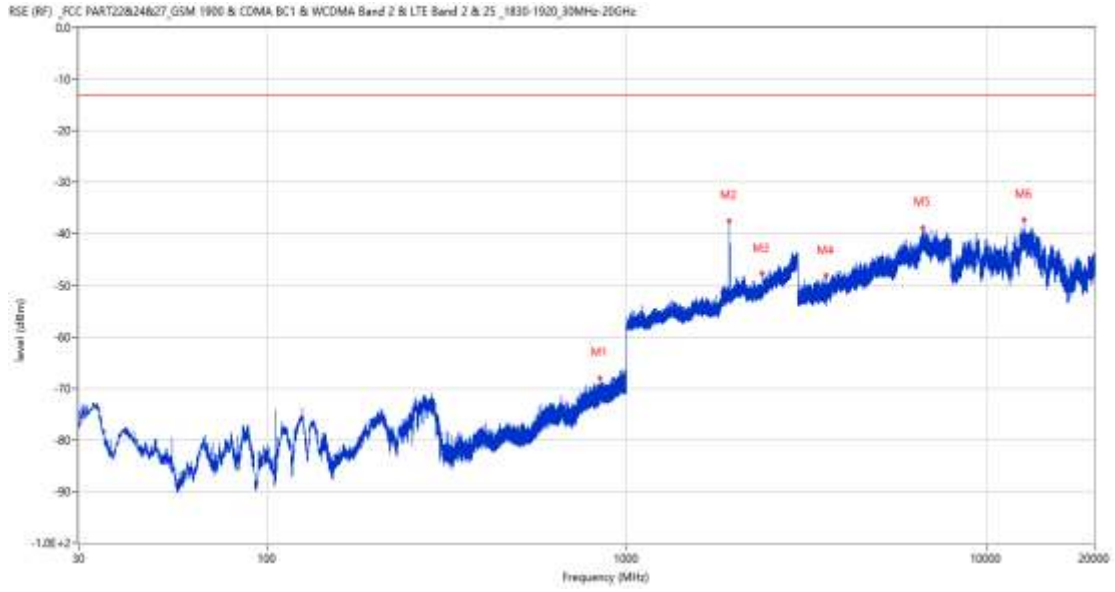
Frequency (MHz)	Result (dBm)	Factor (dB)	PK Limit (dBm)	Over Limit (dB)	Table (o)	ANT	EUT	Verdict
862.648	-67.70	-0.25	-13.0	-54.70	335.00	Horizontal	Horizontal	Pass
1841.700	-39.50	2.34	-13.0	-26.50	125.00	Horizontal	Horizontal	N/A
1934.500	-24.26	2.96	-13.0	-11.26	137.00	Horizontal	Horizontal	N/A
3768.750	-47.79	8.78	-13.0	-34.79	357.00	Horizontal	Horizontal	Pass
6707.750	-38.90	15.69	-13.0	-25.90	183.00	Horizontal	Horizontal	Pass
12706.300	-38.38	16.47	-13.0	-25.38	23.00	Horizontal	Horizontal	Pass

RSE-H&V WCDMA Band 2 CH9262



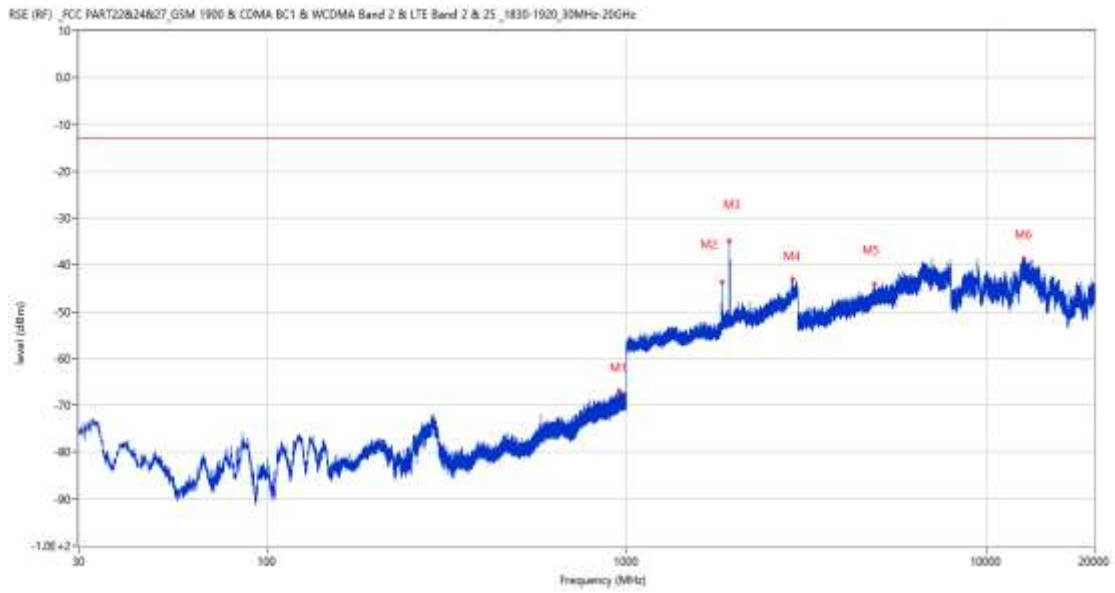
Frequency (MHz)	Result (dBm)	Factor (dB)	PK Limit (dBm)	Over Limit (dB)	Table (o)	ANT	EUT	Verdict
939.326	-66.72	1.39	-13.0	-53.72	277.00	Horizontal	Vertical	Pass
1932.800	-22.81	3.20	-13.0	-9.81	143.00	Horizontal	Vertical	N/A
2883.800	-43.45	10.83	-13.0	-30.45	131.00	Horizontal	Vertical	Pass
4057.750	-46.37	9.32	-13.0	-33.37	148.00	Horizontal	Vertical	Pass
6646.000	-39.39	15.23	-13.0	-26.39	71.00	Horizontal	Vertical	Pass
12764.862	-38.37	15.95	-13.0	-25.37	89.00	Horizontal	Vertical	Pass

RSE-V&V WCDMA Band 2 CH9262



Frequency (MHz)	Result (dBm)	Factor (dB)	PK Limit (dBm)	Over Limit (dB)	Table (o)	ANT	EUT	Verdict
842.521	-68.07	-0.08	-13.0	-55.07	360.00	Vertical	Vertical	Pass
1932.300	-37.47	3.18	-13.0	-24.47	99.00	Vertical	Vertical	N/A
2377.000	-47.73	4.48	-13.0	-34.73	92.00	Vertical	Vertical	Pass
3594.250	-48.04	7.04	-13.0	-35.04	216.00	Vertical	Vertical	Pass
6664.000	-38.86	14.69	-13.0	-25.86	73.00	Vertical	Vertical	Pass
12767.400	-37.36	15.94	-13.0	-24.36	274.00	Vertical	Vertical	Pass

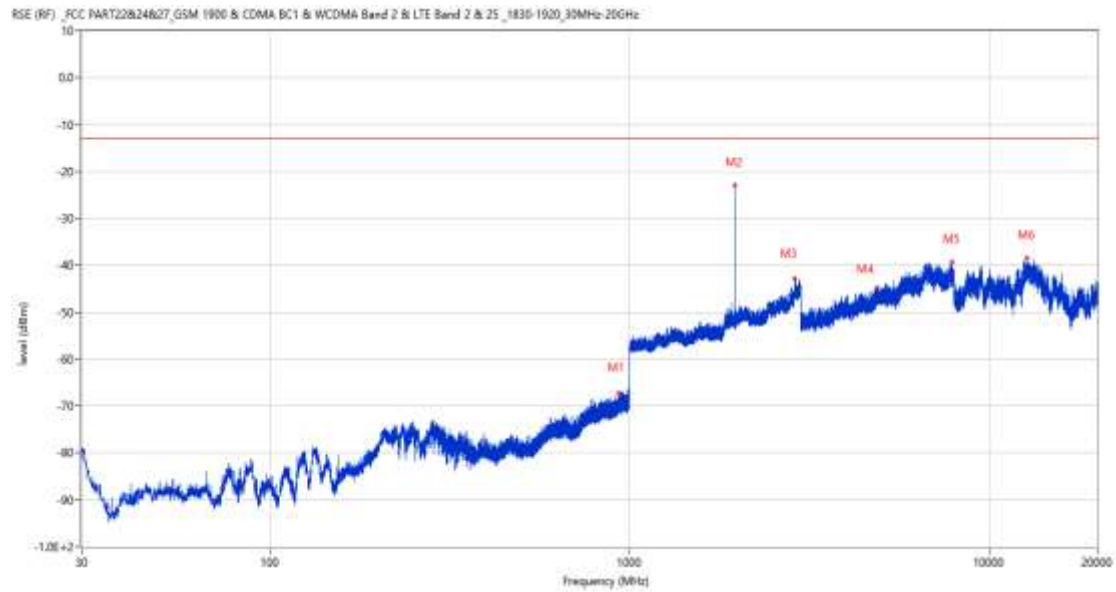
RSE-V&H WCDMA Band 2 CH9262



Frequency (MHz)	Result (dBm)	Factor (dB)	PK Limit (dBm)	Over Limit (dB)	Table (o)	ANT	EUT	Verdict
953.586	-66.83	1.71	-13.0	-53.83	295.00	Vertical	Horizontal	Pass
1841.600	-43.71	2.34	-13.0	-30.71	286.00	Vertical	Horizontal	N/A
1932.400	-35.01	3.19	-13.0	-22.01	100.00	Vertical	Horizontal	N/A
2887.300	-43.05	11.66	-13.0	-30.05	249.00	Vertical	Horizontal	Pass
4898.250	-44.09	10.59	-13.0	-31.09	266.00	Vertical	Horizontal	Pass
12720.312	-38.61	16.32	-13.0	-25.61	0.00	Vertical	Horizontal	Pass

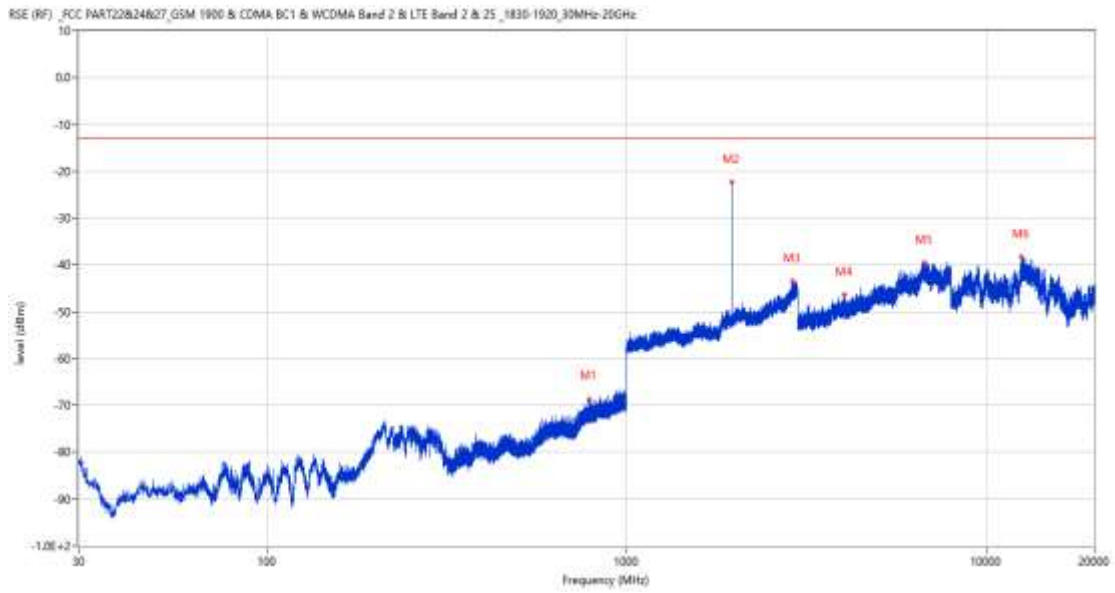
5.2 WCDMA Band 2 Middle Channel

RSE-H&H WCDMA Band 2 CH9400



Frequency (MHz)	Result (dBm)	Factor (dB)	PK Limit (dBm)	Over Limit (dB)	Table (o)	ANT	EUT	Verdict
935.156	-67.33	1.26	-13.0	-54.33	156.00	Horizontal	Horizontal	Pass
1961.500	-23.02	2.98	-13.0	-10.02	142.00	Horizontal	Horizontal	N/A
2883.500	-42.91	10.83	-13.0	-29.91	168.00	Horizontal	Horizontal	Pass
4871.750	-44.93	10.14	-13.0	-31.93	225.00	Horizontal	Horizontal	Pass
7899.500	-39.33	15.00	-13.0	-26.33	150.00	Horizontal	Horizontal	Pass
12719.838	-38.47	16.33	-13.0	-25.47	17.00	Horizontal	Horizontal	Pass

RSE-H&V WCDMA Band 2 CH9400



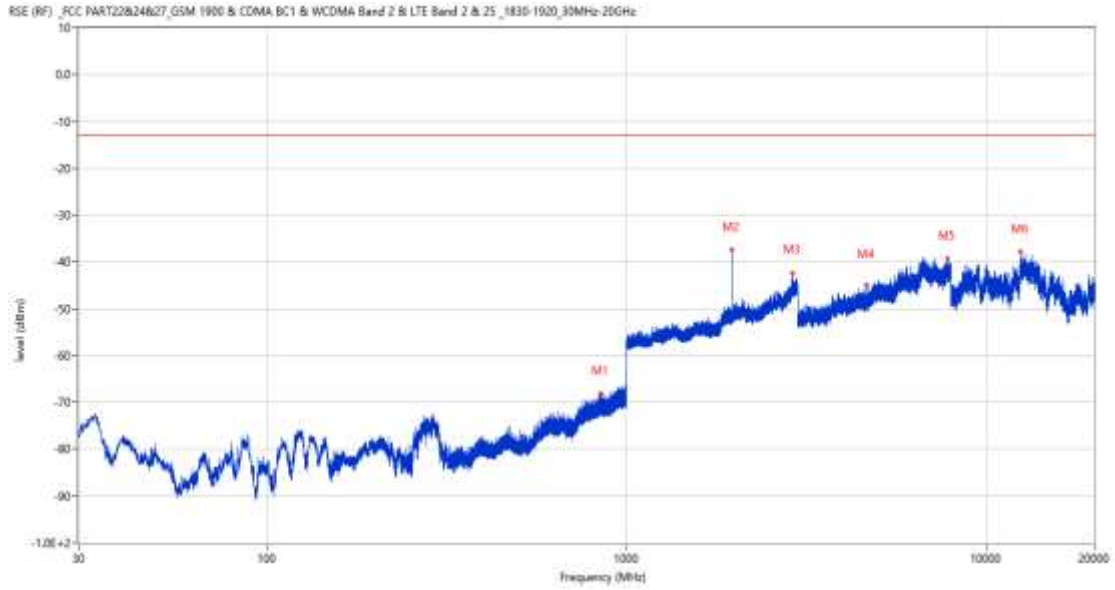
Frequency (MHz)	Result (dBm)	Factor (dB)	PK Limit (dBm)	Over Limit (dB)	Table (o)	ANT	EUT	Verdict
788.006	-68.63	-1.22	-13.0	-55.63	238.00	Horizontal	Vertical	Pass
1959.100	-22.37	2.75	-13.0	-9.37	138.00	Horizontal	Vertical	N/A
2888.400	-43.54	11.70	-13.0	-30.54	279.00	Horizontal	Vertical	Pass
4032.000	-46.30	9.30	-13.0	-33.30	267.00	Horizontal	Vertical	Pass
6737.000	-39.54	15.14	-13.0	-26.54	234.00	Horizontal	Vertical	Pass
12512.975	-38.34	15.40	-13.0	-25.34	117.00	Horizontal	Vertical	Pass

RSE-V&V WCDMA Band 2 CH9400



Frequency (MHz)	Result (dBm)	Factor (dB)	PK Limit (dBm)	Over Limit (dB)	Table (o)	ANT	EUT	Verdict
944.322	-66.67	1.51	-13.0	-53.67	149.00	Vertical	Vertical	Pass
1959.800	-37.12	2.77	-13.0	-24.12	94.00	Vertical	Vertical	N/A
2887.300	-43.68	11.66	-13.0	-30.68	315.00	Vertical	Vertical	Pass
4302.250	-46.74	8.60	-13.0	-33.74	51.00	Vertical	Vertical	Pass
7230.000	-39.10	14.14	-13.0	-26.10	277.00	Vertical	Vertical	Pass
12681.125	-38.44	16.21	-13.0	-25.44	221.00	Vertical	Vertical	Pass

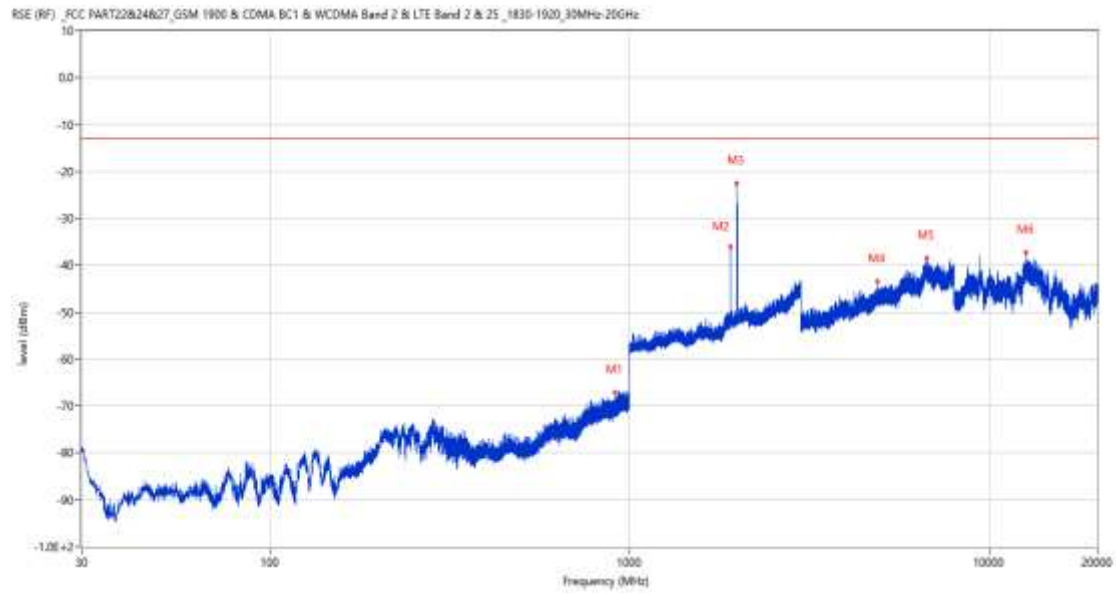
RSE-V&H WCDMA Band 2 CH9400



Frequency (MHz)	Result (dBm)	Factor (dB)	PK Limit (dBm)	Over Limit (dB)	Table (o)	ANT	EUT	Verdict
850.038	-68.05	-0.20	-13.0	-55.05	204.00	Vertical	Horizontal	Pass
1962.200	-37.48	3.02	-13.0	-24.48	87.00	Vertical	Horizontal	N/A
2890.000	-42.32	12.03	-13.0	-29.32	206.00	Vertical	Horizontal	Pass
4652.750	-44.90	9.30	-13.0	-31.90	319.00	Vertical	Horizontal	Pass
7807.750	-39.30	16.10	-13.0	-26.30	179.00	Vertical	Horizontal	Pass
12487.326	-37.91	15.24	-13.0	-24.91	73.00	Vertical	Horizontal	Pass

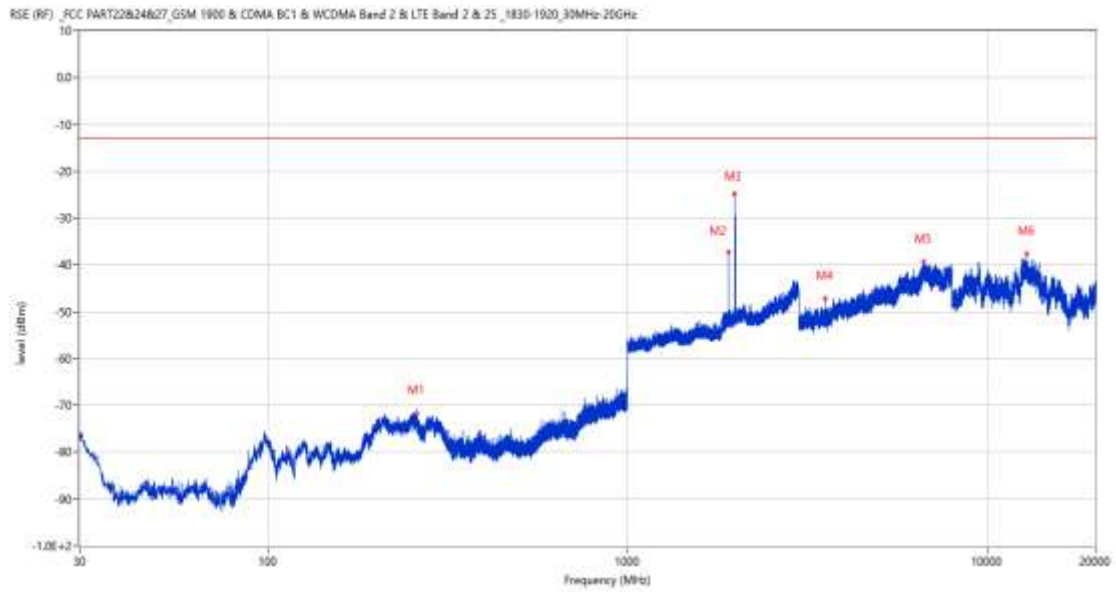
5.3 WCDMA Band 2 High Channel

RSE-H&H WCDMA Band 2 CH9538



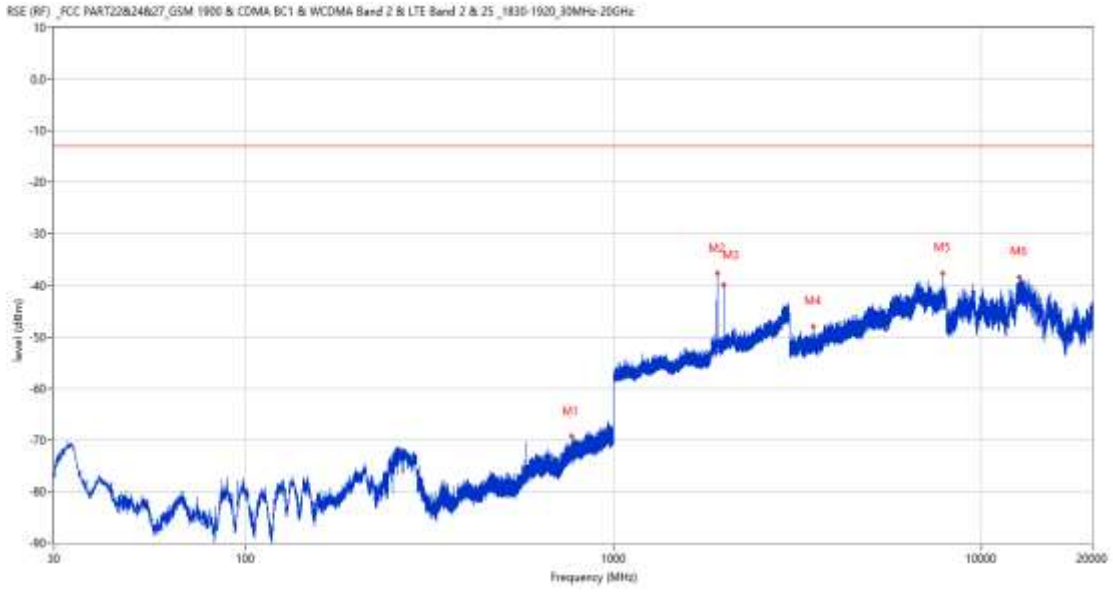
Frequency (MHz)	Result (dBm)	Factor (dB)	PK Limit (dBm)	Over Limit (dB)	Table (o)	ANT	EUT	Verdict
910.857	-67.15	0.54	-13.0	-54.15	91.00	Horizontal	Horizontal	Pass
1909.600	-36.06	3.13	-13.0	-23.06	0.00	Horizontal	Horizontal	N/A
1989.600	-22.61	2.97	-13.0	-9.61	137.00	Horizontal	Horizontal	N/A
4879.500	-43.49	10.65	-13.0	-30.49	72.00	Horizontal	Horizontal	Pass
6711.000	-38.50	15.66	-13.0	-25.50	352.00	Horizontal	Horizontal	Pass
12673.762	-37.28	16.08	-13.0	-24.28	61.00	Horizontal	Horizontal	Pass

RSE-H&V WCDMA Band 2 CH9538



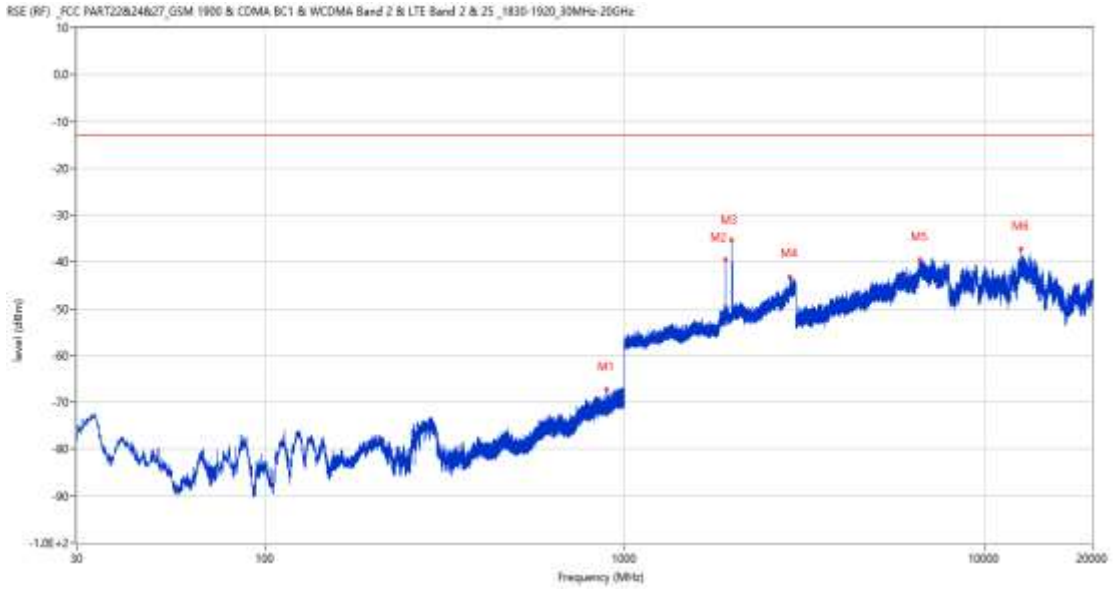
Frequency (MHz)	Result (dBm)	Factor (dB)	PK Limit (dBm)	Over Limit (dB)	Table (o)	ANT	EUT	Verdict
259.211	-71.64	-15.29	-13.0	-58.64	173.00	Horizontal	Vertical	Pass
1909.700	-37.30	3.13	-13.0	-24.30	175.00	Horizontal	Vertical	N/A
1989.400	-24.87	2.96	-13.0	-11.87	206.00	Horizontal	Vertical	N/A
3540.750	-47.12	6.68	-13.0	-34.12	350.00	Horizontal	Vertical	Pass
6650.250	-39.41	15.11	-13.0	-26.41	94.00	Horizontal	Vertical	Pass
12917.474	-37.67	16.30	-13.0	-24.67	360.00	Horizontal	Vertical	Pass

RSE-V&V WCDMA Band 2 CH9538



Frequency (MHz)	Result (dBm)	Factor (dB)	PK Limit (dBm)	Over Limit (dB)	Table (o)	ANT	EUT	Verdict
767.976	-69.33	-1.61	-13.0	-56.33	114.00	Vertical	Vertical	Pass
1909.700	-37.71	3.13	-13.0	-24.71	156.00	Vertical	Vertical	N/A
1988.600	-39.83	2.91	-13.0	-26.83	187.00	Vertical	Vertical	N/A
3480.500	-48.03	6.90	-13.0	-35.03	142.00	Vertical	Vertical	Pass
7818.750	-37.66	16.27	-13.0	-24.66	307.00	Vertical	Vertical	Pass
12649.538	-38.43	15.67	-13.0	-25.43	206.00	Vertical	Vertical	Pass

RSE-V&H WCDMA Band 2 CH9538

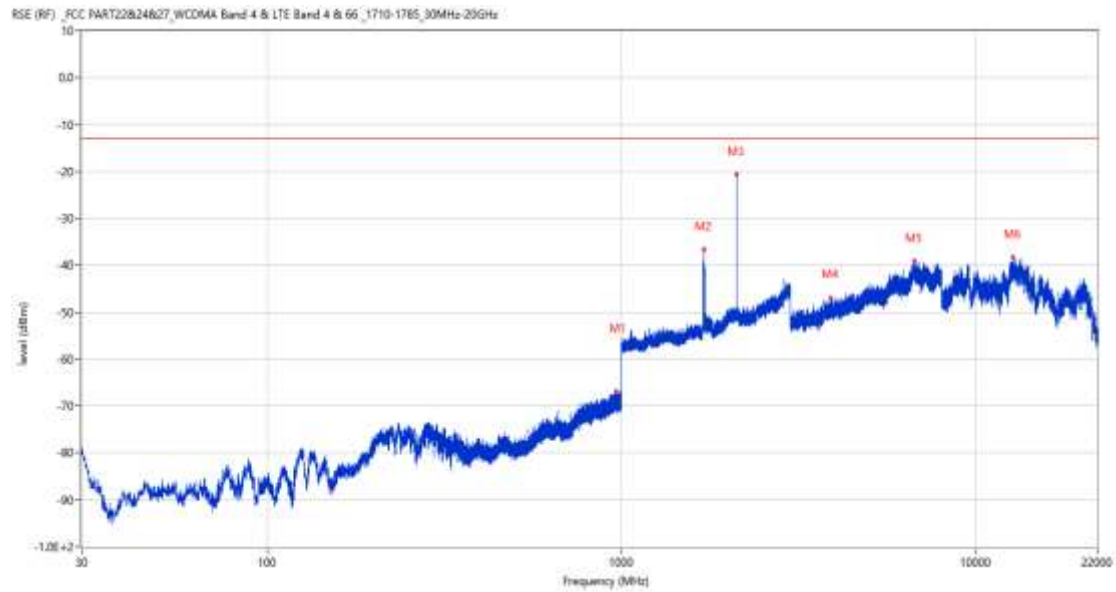


Frequency (MHz)	Result (dBm)	Factor (dB)	PK Limit (dBm)	Over Limit (dB)	Table (o)	ANT	EUT	Verdict
893.252	-67.19	-0.00	-13.0	-54.19	288.00	Vertical	Horizontal	Pass
1909.200	-39.57	3.12	-13.0	-26.57	211.00	Vertical	Horizontal	N/A
1988.400	-35.46	2.90	-13.0	-22.46	80.00	Vertical	Horizontal	N/A
2886.100	-43.23	11.28	-13.0	-30.23	205.00	Vertical	Horizontal	Pass
6617.750	-39.61	14.57	-13.0	-26.61	106.00	Vertical	Horizontal	Pass
12700.363	-37.16	16.54	-13.0	-24.16	206.00	Vertical	Horizontal	Pass

6 WCDMA Band 4

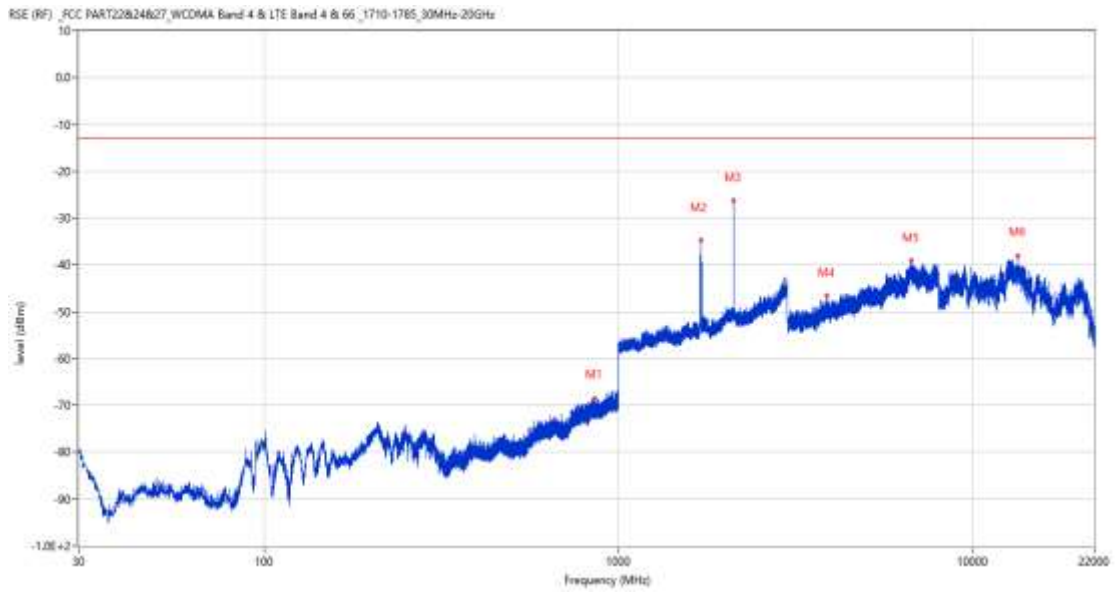
6.1 WCDMA Band 4 Low Channel

RSE-H&H WCDMA Band 4 CH1312



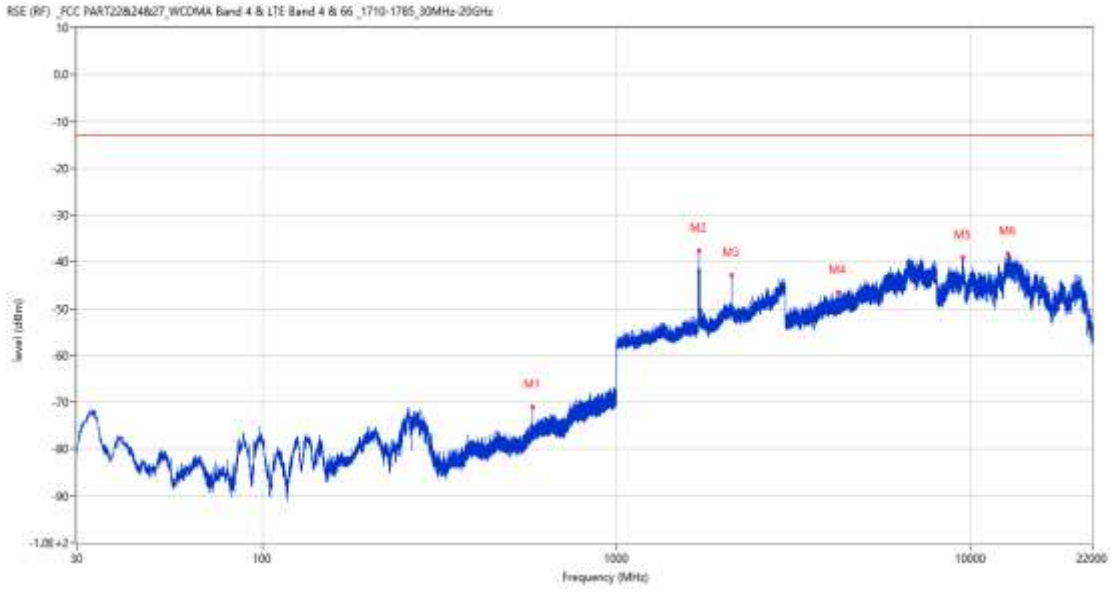
Frequency (MHz)	Result (dBm)	Factor (dB)	PK Limit (dBm)	Over Limit (dB)	Table (o)	ANT	EUT	Verdict
965.468	-66.84	1.77	-13.0	-53.84	59.00	Horizontal	Horizontal	Pass
1711.700	-36.66	1.98	-13.0	-23.66	32.00	Horizontal	Horizontal	N/A
2114.300	-20.59	4.68	-13.0	-7.59	125.00	Horizontal	Horizontal	N/A
3887.750	-46.99	9.07	-13.0	-33.99	277.00	Horizontal	Horizontal	Pass
6700.000	-39.07	15.34	-13.0	-26.07	343.00	Horizontal	Horizontal	Pass
12673.762	-38.37	16.08	-13.0	-25.37	207.00	Horizontal	Horizontal	Pass

RSE-H&V WCDMA Band 4 CH1312



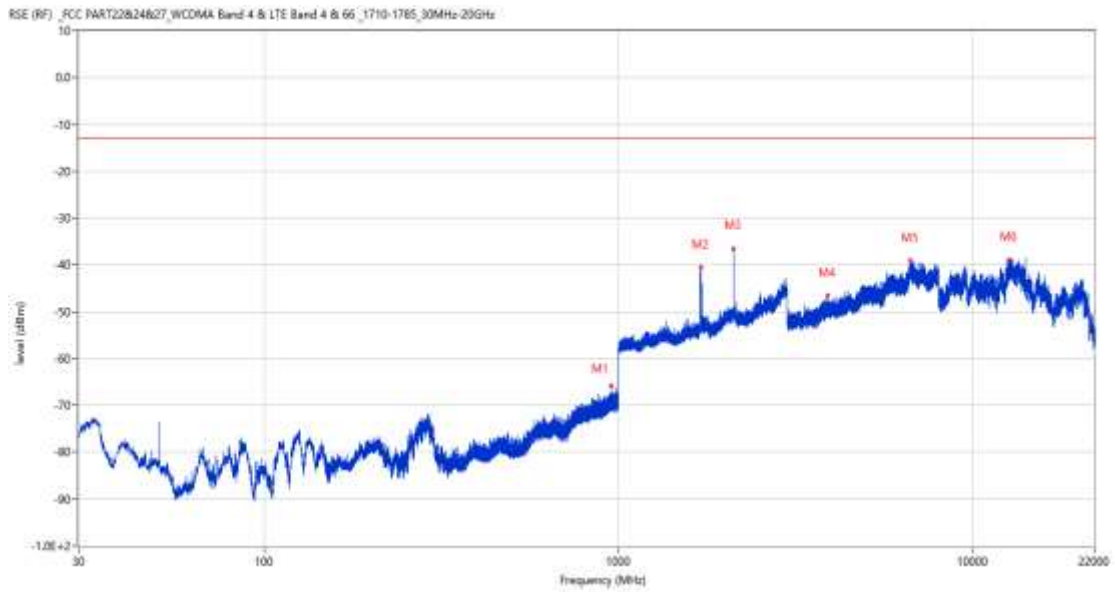
Frequency (MHz)	Result (dBm)	Factor (dB)	PK Limit (dBm)	Over Limit (dB)	Table (o)	ANT	EUT	Verdict
854.742	-68.41	-0.17	-13.0	-55.41	61.00	Horizontal	Vertical	Pass
1712.200	-34.68	1.98	-13.0	-21.68	167.00	Horizontal	Vertical	N/A
2114.400	-26.31	4.68	-13.0	-13.31	205.00	Horizontal	Vertical	N/A
3865.250	-46.63	8.67	-13.0	-33.63	131.00	Horizontal	Vertical	Pass
6696.250	-39.20	15.12	-13.0	-26.20	333.00	Horizontal	Vertical	Pass
13359.112	-38.06	16.21	-13.0	-25.06	227.00	Horizontal	Vertical	Pass

RSE-V&V WCDMA Band 4 CH1312



Frequency (MHz)	Result (dBm)	Factor (dB)	PK Limit (dBm)	Over Limit (dB)	Table (o)	ANT	EUT	Verdict
579.020	-70.96	-5.72	-13.0	-57.96	0.00	Vertical	Vertical	Pass
1712.000	-37.68	1.98	-13.0	-24.68	298.00	Vertical	Vertical	N/A
2112.700	-42.85	4.62	-13.0	-29.85	328.00	Vertical	Vertical	N/A
4206.500	-46.64	8.32	-13.0	-33.64	348.00	Vertical	Vertical	Pass
9470.599	-39.04	13.58	-13.0	-26.04	15.00	Vertical	Vertical	Pass
12671.863	-38.34	16.05	-13.0	-25.34	320.00	Vertical	Vertical	Pass

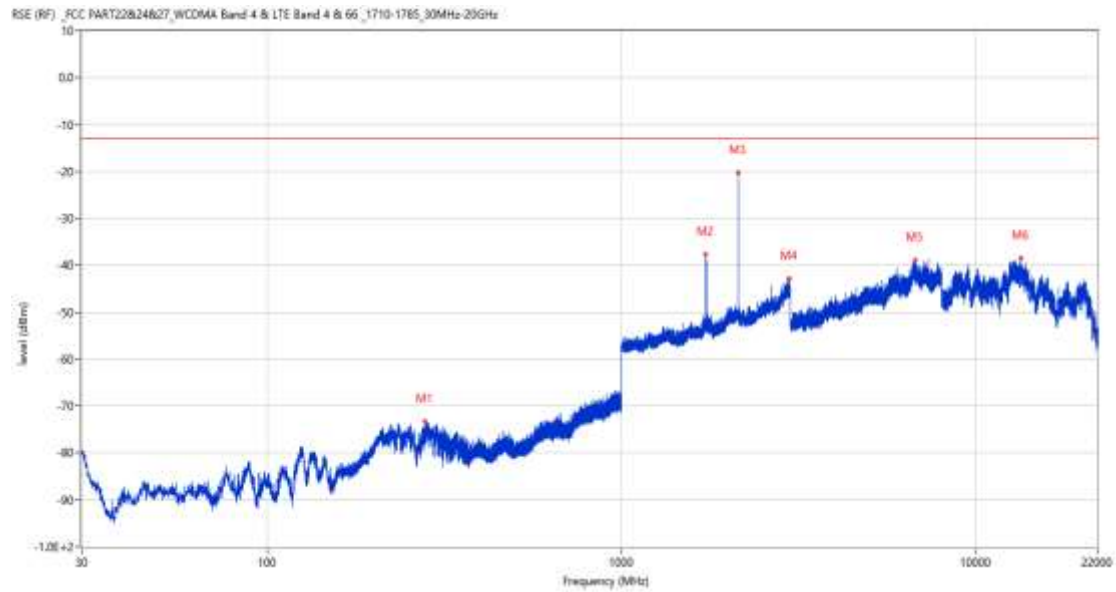
RSE-V&H WCDMA Band 4 CH1312



Frequency (MHz)	Result (dBm)	Factor (dB)	PK Limit (dBm)	Over Limit (dB)	Table (o)	ANT	EUT	Verdict
951.839	-65.77	1.60	-13.0	-52.77	319.00	Vertical	Horizontal	Pass
1712.400	-40.46	1.98	-13.0	-27.46	330.00	Vertical	Horizontal	N/A
2112.100	-36.51	4.61	-13.0	-23.51	292.00	Vertical	Horizontal	N/A
3895.750	-46.65	9.12	-13.0	-33.65	136.00	Vertical	Horizontal	Pass
6643.000	-39.13	15.15	-13.0	-26.13	115.00	Vertical	Horizontal	Pass
12639.088	-38.90	15.57	-13.0	-25.90	134.00	Vertical	Horizontal	Pass

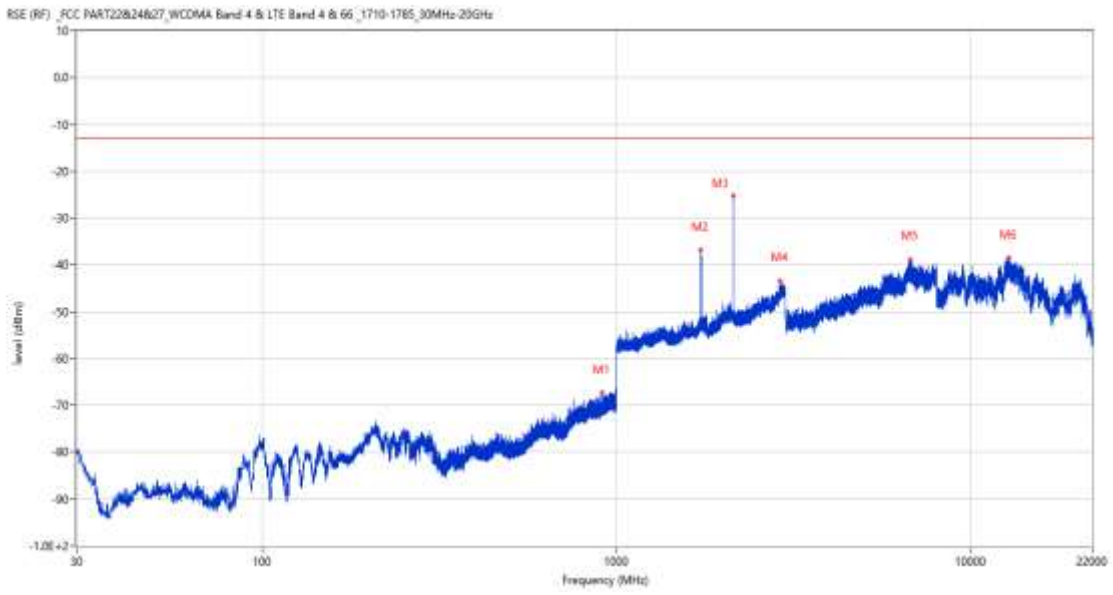
6.2 WCDMA Band 4 Middle Channel

RSE-H&H WCDMA Band 4 CH1412



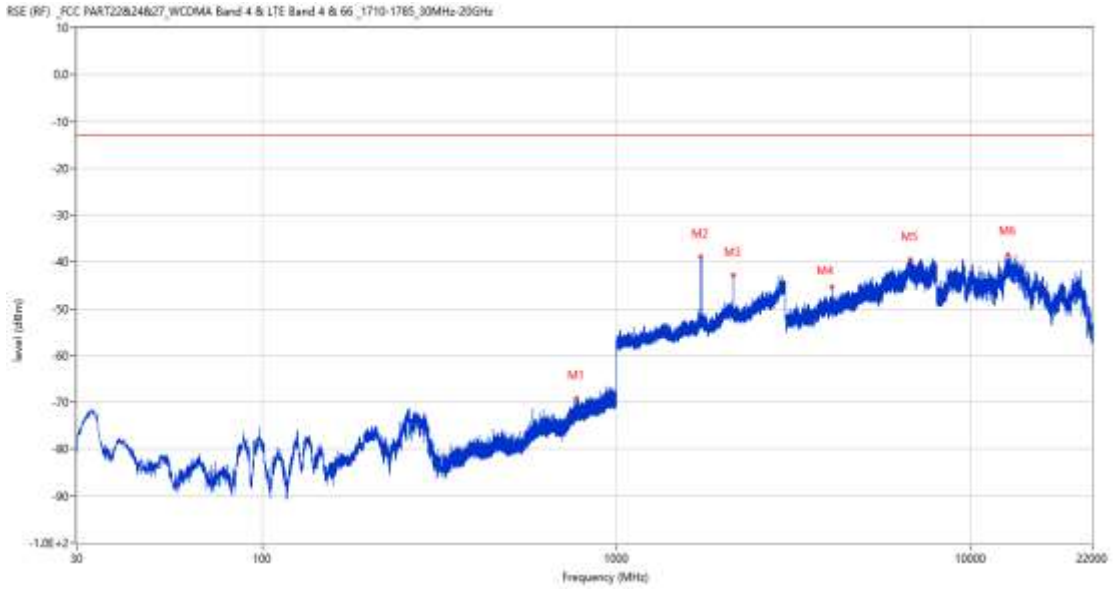
Frequency (MHz)	Result (dBm)	Factor (dB)	PK Limit (dBm)	Over Limit (dB)	Table (o)	ANT	EUT	Verdict
279.193	-73.19	-13.53	-13.0	-60.19	227.00	Horizontal	Horizontal	Pass
1732.000	-37.74	2.02	-13.0	-24.74	34.00	Horizontal	Horizontal	N/A
2132.200	-20.31	3.95	-13.0	-7.31	123.00	Horizontal	Horizontal	N/A
2972.900	-42.87	11.33	-13.0	-29.87	59.00	Horizontal	Horizontal	Pass
6728.750	-38.97	15.42	-13.0	-25.97	85.00	Horizontal	Horizontal	Pass
13401.662	-38.45	16.34	-13.0	-25.45	0.00	Horizontal	Horizontal	Pass

RSE-H&V WCDMA Band 4 CH1412



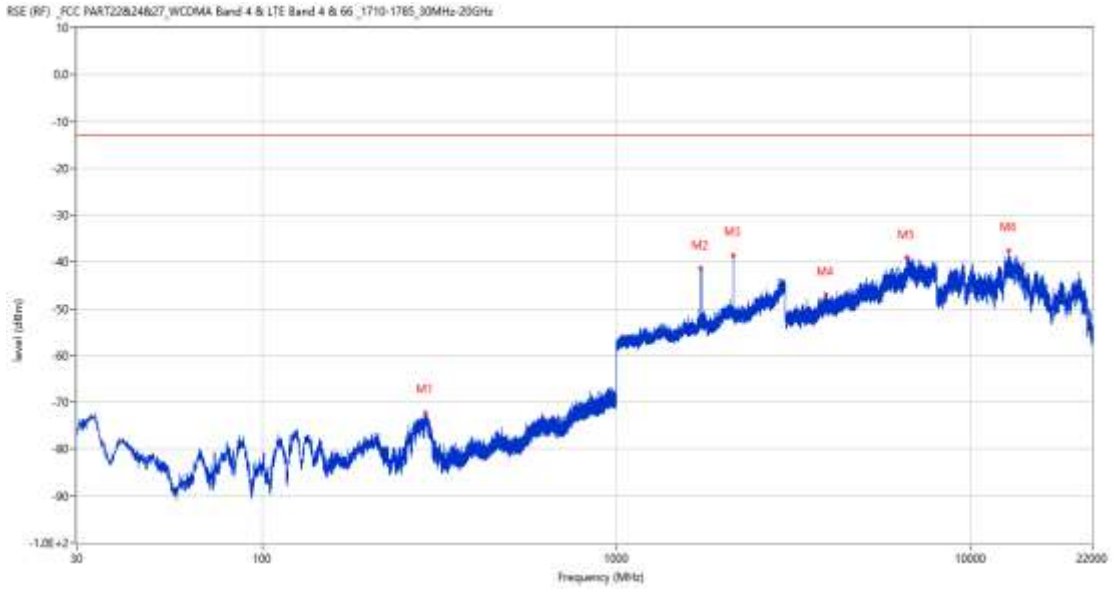
Frequency (MHz)	Result (dBm)	Factor (dB)	PK Limit (dBm)	Over Limit (dB)	Table (o)	ANT	EUT	Verdict
911.827	-67.29	0.39	-13.0	-54.29	230.00	Horizontal	Vertical	Pass
1732.300	-36.83	2.02	-13.0	-23.83	160.00	Horizontal	Vertical	N/A
2134.400	-25.12	4.08	-13.0	-12.12	116.00	Horizontal	Vertical	N/A
2889.700	-43.44	10.65	-13.0	-30.44	191.00	Horizontal	Vertical	Pass
6730.750	-38.93	15.32	-13.0	-25.93	194.00	Horizontal	Vertical	Pass
12814.750	-38.38	15.68	-13.0	-25.38	246.00	Horizontal	Vertical	Pass

RSE-V&V WCDMA Band 4 CH1412



Frequency (MHz)	Result (dBm)	Factor (dB)	PK Limit (dBm)	Over Limit (dB)	Table (o)	ANT	EUT	Verdict
770.789	-69.18	-1.44	-13.0	-56.18	359.00	Vertical	Vertical	Pass
1731.800	-38.84	2.02	-13.0	-25.84	38.00	Vertical	Vertical	N/A
2134.000	-42.81	4.02	-13.0	-29.81	200.00	Vertical	Vertical	N/A
4058.250	-45.25	9.30	-13.0	-32.25	317.00	Vertical	Vertical	Pass
6729.000	-39.43	15.39	-13.0	-26.43	150.00	Vertical	Vertical	Pass
12699.412	-38.37	16.53	-13.0	-25.37	242.00	Vertical	Vertical	Pass

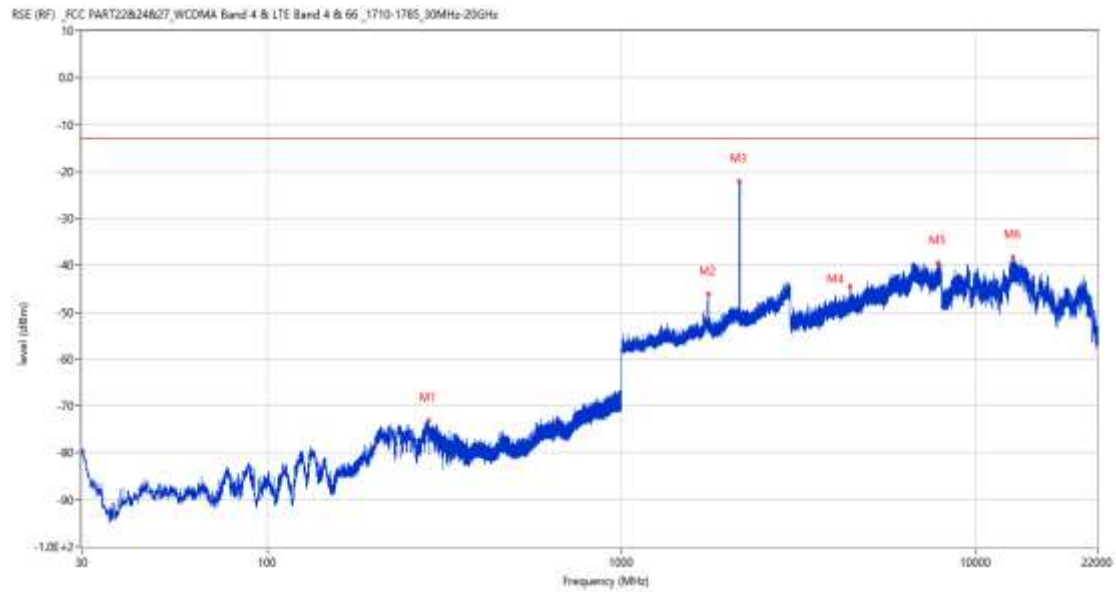
RSE-V&H WCDMA Band 4 CH1412



Frequency (MHz)	Result (dBm)	Factor (dB)	PK Limit (dBm)	Over Limit (dB)	Table (o)	ANT	EUT	Verdict
288.796	-72.15	-13.97	-13.0	-59.15	205.00	Vertical	Horizontal	Pass
1732.400	-41.44	2.02	-13.0	-28.44	296.00	Vertical	Horizontal	N/A
2132.900	-38.58	3.97	-13.0	-25.58	45.00	Vertical	Horizontal	N/A
3898.750	-46.89	9.20	-13.0	-33.89	4.00	Vertical	Horizontal	Pass
6588.750	-39.03	14.26	-13.0	-26.03	211.00	Vertical	Horizontal	Pass
12774.974	-37.55	15.91	-13.0	-24.55	346.00	Vertical	Horizontal	Pass

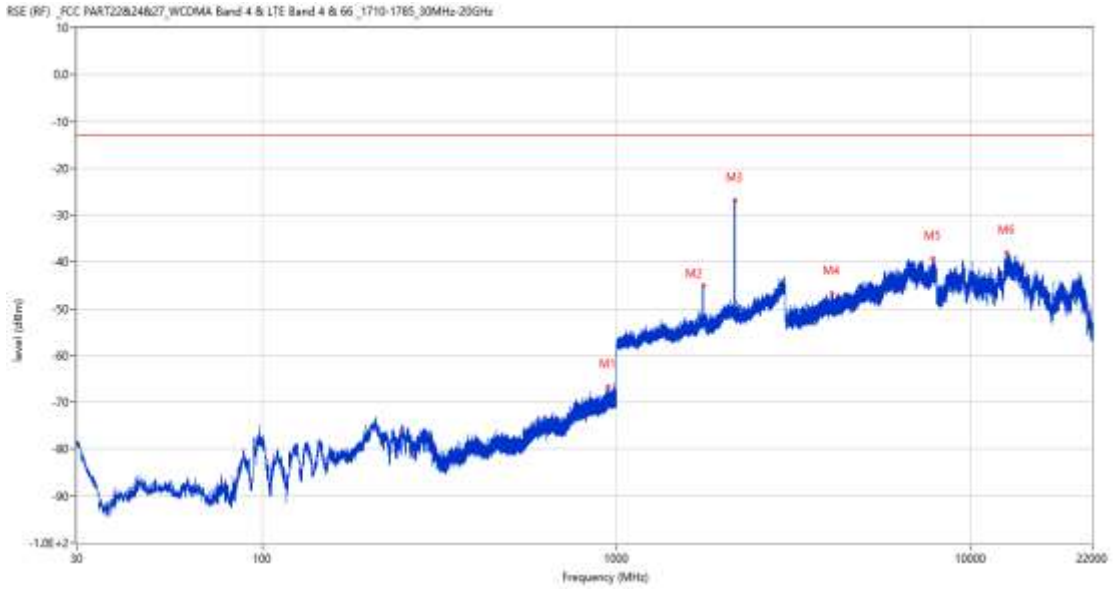
6.3 WCDMA Band 4 High Channel

RSE-H&H WCDMA Band 4 CH1513



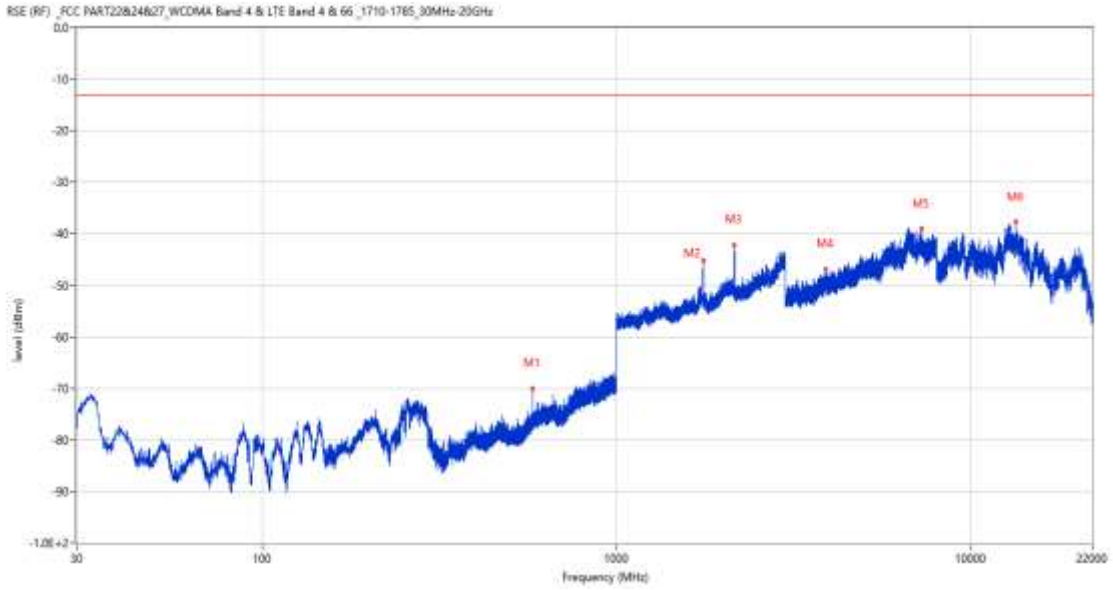
Frequency (MHz)	Result (dBm)	Factor (dB)	PK Limit (dBm)	Over Limit (dB)	Table (o)	ANT	EUT	Verdict
285.692	-73.11	-13.53	-13.0	-60.11	225.00	Horizontal	Horizontal	Pass
1753.500	-46.21	2.03	-13.0	-33.21	13.00	Horizontal	Horizontal	N/A
2152.700	-22.16	3.09	-13.0	-9.16	132.00	Horizontal	Horizontal	N/A
4409.250	-44.58	9.19	-13.0	-31.58	0.00	Horizontal	Horizontal	Pass
7808.250	-39.48	16.05	-13.0	-26.48	28.00	Horizontal	Horizontal	Pass
12719.126	-38.35	16.33	-13.0	-25.35	16.00	Horizontal	Horizontal	Pass

RSE-H&V WCDMA Band 4 CH1513



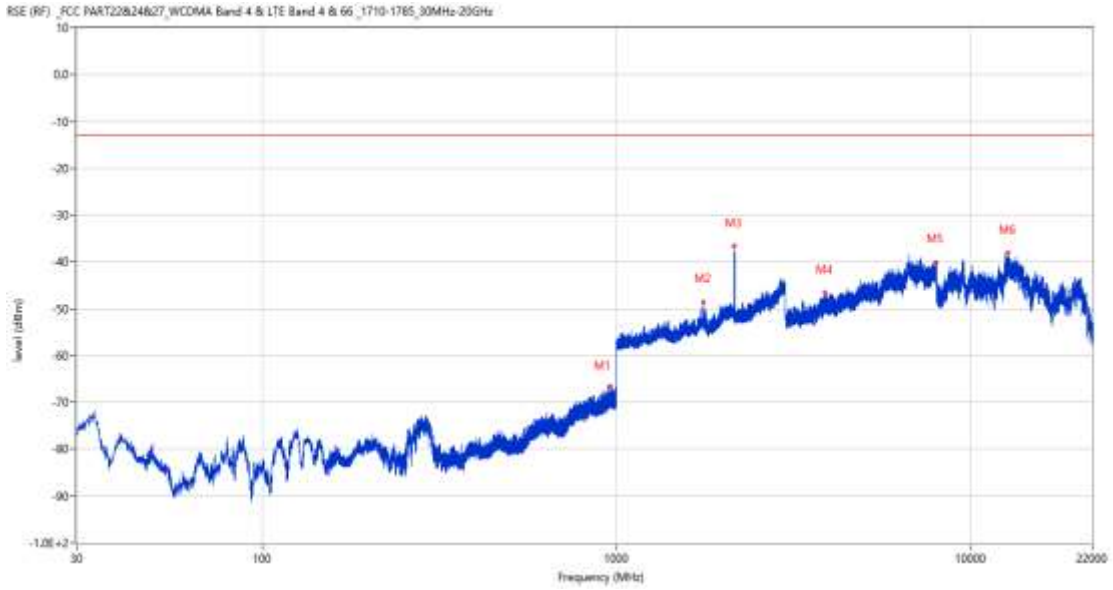
Frequency (MHz)	Result (dBm)	Factor (dB)	PK Limit (dBm)	Over Limit (dB)	Table (o)	ANT	EUT	Verdict
949.172	-66.62	1.59	-13.0	-53.62	152.00	Horizontal	Vertical	Pass
1753.800	-45.16	2.03	-13.0	-32.16	201.00	Horizontal	Vertical	N/A
2154.400	-26.93	3.12	-13.0	-13.93	201.00	Horizontal	Vertical	N/A
4053.750	-46.81	9.24	-13.0	-33.81	166.00	Horizontal	Vertical	Pass
7811.250	-39.34	16.33	-13.0	-26.34	265.00	Horizontal	Vertical	Pass
12666.637	-38.02	15.96	-13.0	-25.02	341.00	Horizontal	Vertical	Pass

RSE-V&V WCDMA Band 4 CH1513



Frequency (MHz)	Result (dBm)	Factor (dB)	PK Limit (dBm)	Over Limit (dB)	Table (o)	ANT	EUT	Verdict
578.972	-69.98	-5.71	-13.0	-56.98	343.00	Vertical	Vertical	Pass
1753.900	-45.18	2.03	-13.0	-32.18	21.00	Vertical	Vertical	N/A
2153.200	-42.19	3.20	-13.0	-29.19	144.00	Vertical	Vertical	N/A
3893.250	-46.89	9.15	-13.0	-33.89	312.00	Vertical	Vertical	Pass
7257.000	-39.07	14.15	-13.0	-26.07	178.00	Vertical	Vertical	Pass
13376.687	-37.69	16.27	-13.0	-24.69	360.00	Vertical	Vertical	Pass

RSE-V&H WCDMA Band 4 CH1513

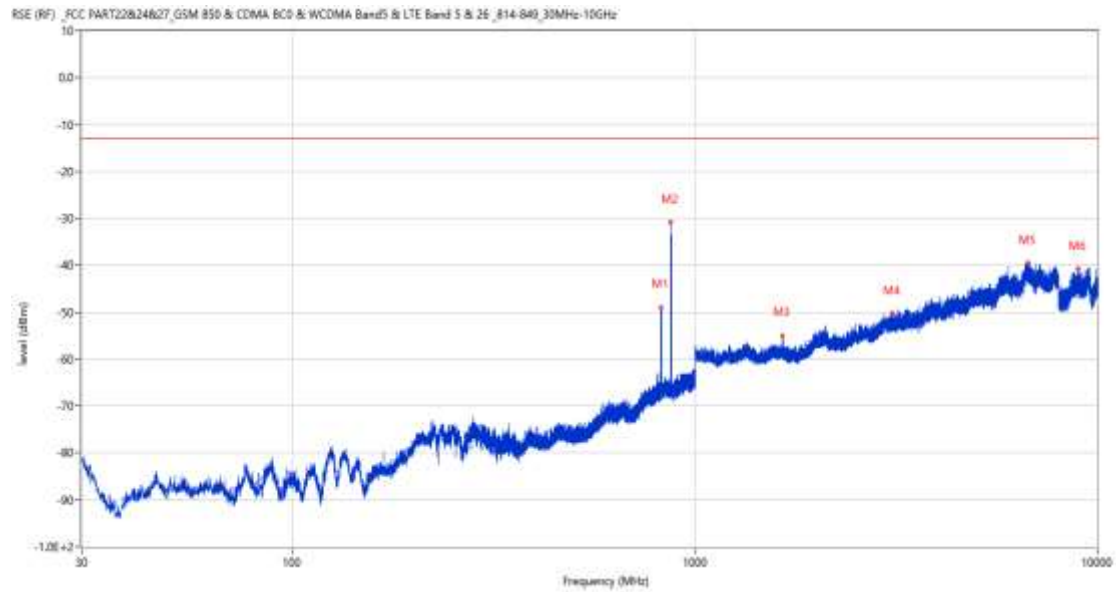


Frequency (MHz)	Result (dBm)	Factor (dB)	PK Limit (dBm)	Over Limit (dB)	Table (o)	ANT	EUT	Verdict
952.276	-66.58	1.61	-13.0	-53.58	0.00	Vertical	Horizontal	Pass
1753.500	-48.55	2.03	-13.0	-35.55	286.00	Vertical	Horizontal	N/A
2153.100	-36.69	3.20	-13.0	-23.69	65.00	Vertical	Horizontal	N/A
3864.250	-46.51	8.69	-13.0	-33.51	51.00	Vertical	Horizontal	Pass
7945.000	-40.03	14.67	-13.0	-27.03	214.00	Vertical	Horizontal	Pass
12703.688	-38.02	16.50	-13.0	-25.02	94.00	Vertical	Horizontal	Pass

7 WCDMA Band 5

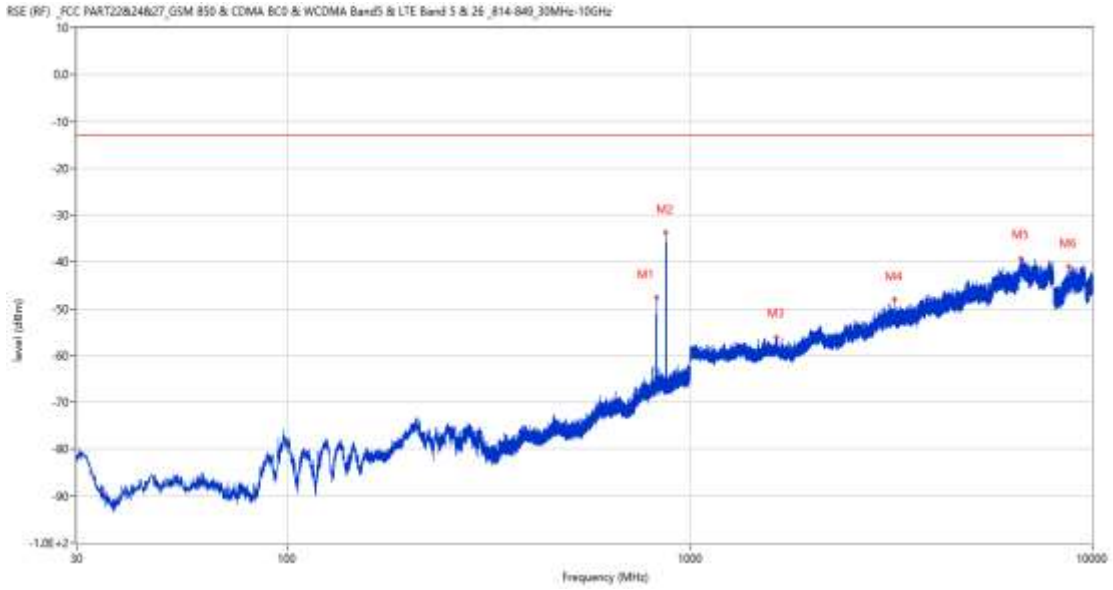
7.1 WCDMA Band 5 Low Channel

RSE-H&H WCDMA Band 5 CH4132



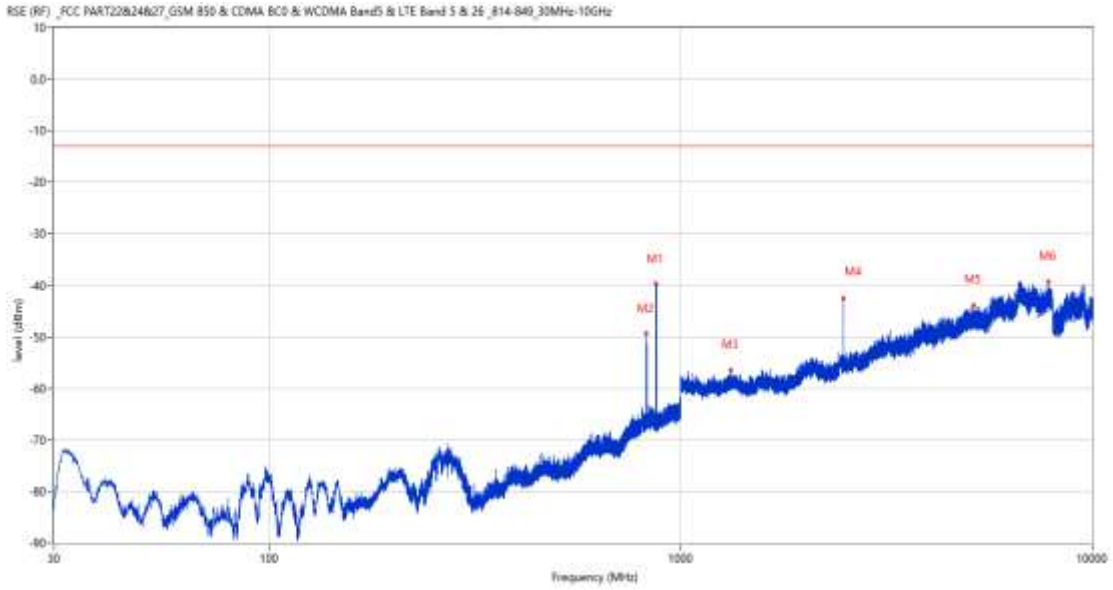
Frequency (MHz)	Result (dBm)	Factor (dB)	PK Limit (dBm)	Over Limit (dB)	Table (o)	ANT	EUT	Verdict
825.449	-48.99	4.33	-13.0	-35.99	237.00	Horizontal	Horizontal	N/A
872.202	-30.84	4.30	-13.0	-17.84	211.00	Horizontal	Horizontal	N/A
1650.900	-55.06	-4.06	-13.0	-42.06	264.00	Horizontal	Horizontal	Pass
3095.000	-50.26	5.73	-13.0	-37.26	27.00	Horizontal	Horizontal	Pass
6718.000	-39.51	15.62	-13.0	-26.51	175.00	Horizontal	Horizontal	Pass
8935.800	-40.79	13.69	-13.0	-27.79	32.00	Horizontal	Horizontal	Pass

RSE-H&V WCDMA Band 5 CH4132



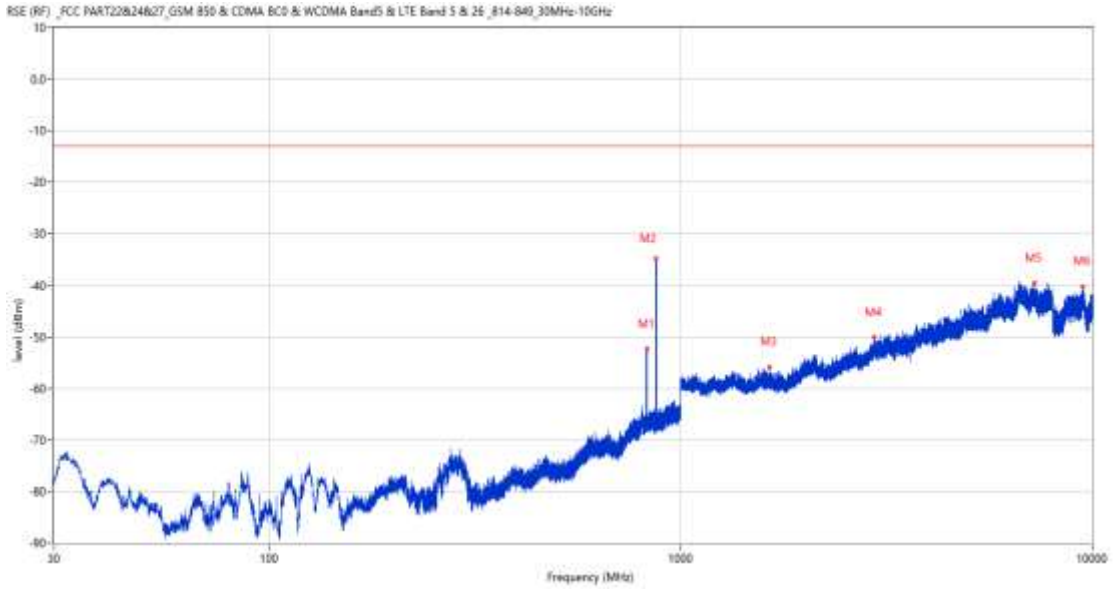
Frequency (MHz)	Result (dBm)	Factor (dB)	PK Limit (dBm)	Over Limit (dB)	Table (o)	ANT	EUT	Verdict
826.127	-47.50	4.35	-13.0	-34.50	188.00	Horizontal	Vertical	N/A
871.475	-33.81	4.31	-13.0	-20.81	283.00	Horizontal	Vertical	N/A
1637.600	-56.01	-4.17	-13.0	-43.01	0.00	Horizontal	Vertical	Pass
3214.250	-48.02	5.83	-13.0	-35.02	58.00	Horizontal	Vertical	Pass
6647.250	-39.40	15.22	-13.0	-26.40	9.00	Horizontal	Vertical	Pass
8725.000	-40.99	13.75	-13.0	-27.99	176.00	Horizontal	Vertical	Pass

RSE-V&V WCDMA Band 5 CH4132



Frequency (MHz)	Result (dBm)	Factor (dB)	PK Limit (dBm)	Over Limit (dB)	Table (o)	ANT	EUT	Verdict
871.620	-39.66	4.30	-13.0	-26.66	172.00	Vertical	Vertical	N/A
826.079	-49.35	4.35	-13.0	-36.35	202.00	Vertical	Vertical	N/A
1320.300	-56.56	-4.02	-13.0	-43.56	347.00	Vertical	Vertical	Pass
2484.800	-42.47	0.37	-13.0	-29.47	82.00	Vertical	Vertical	Pass
5144.500	-43.85	11.08	-13.0	-30.85	8.00	Vertical	Vertical	Pass
7835.750	-39.37	15.36	-13.0	-26.37	273.00	Vertical	Vertical	Pass

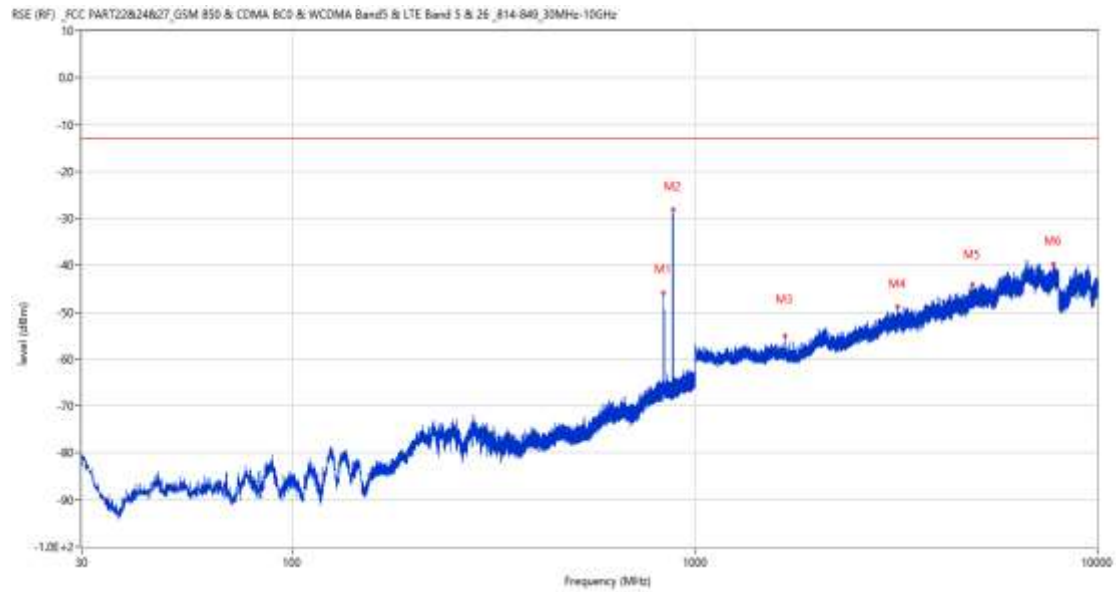
RSE-V&H WCDMA Band 5 CH4132



Frequency (MHz)	Result (dBm)	Factor (dB)	PK Limit (dBm)	Over Limit (dB)	Table (o)	ANT	EUT	Verdict
826.564	-52.42	4.37	-13.0	-39.42	278.00	Vertical	Horizontal	N/A
871.426	-34.84	4.31	-13.0	-21.84	97.00	Vertical	Horizontal	N/A
1643.900	-55.85	-4.07	-13.0	-42.85	252.00	Vertical	Horizontal	Pass
2951.100	-50.15	4.01	-13.0	-37.15	327.00	Vertical	Horizontal	Pass
7210.250	-39.53	14.19	-13.0	-26.53	28.00	Vertical	Horizontal	Pass
9452.000	-40.29	14.16	-13.0	-27.29	70.00	Vertical	Horizontal	Pass

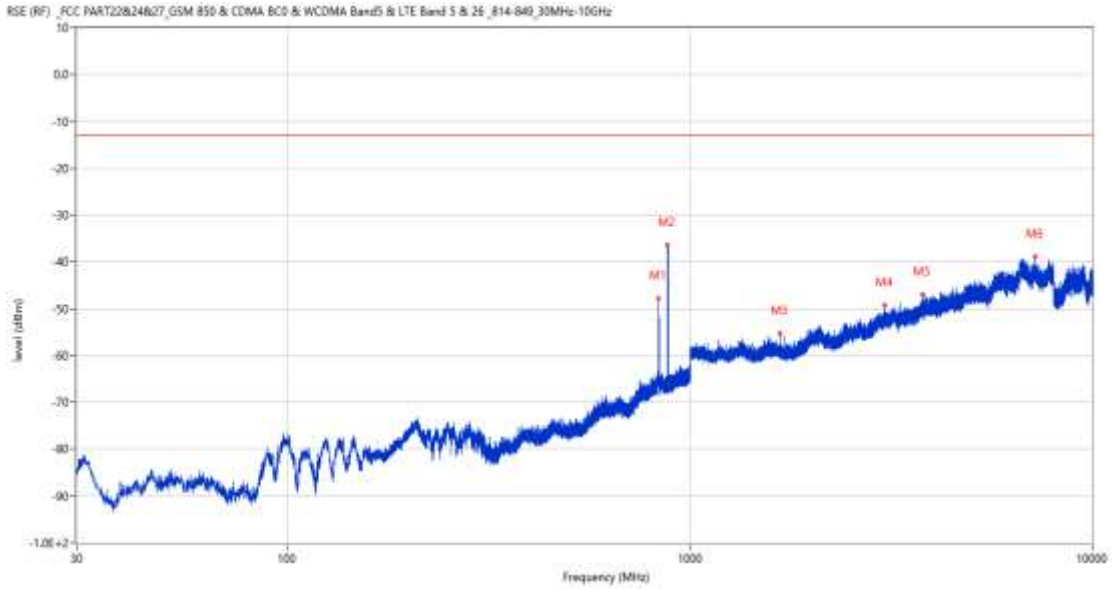
7.2 WCDMA Band 5 Middle Channel

RSE-H&H WCDMA Band 5 CH4182



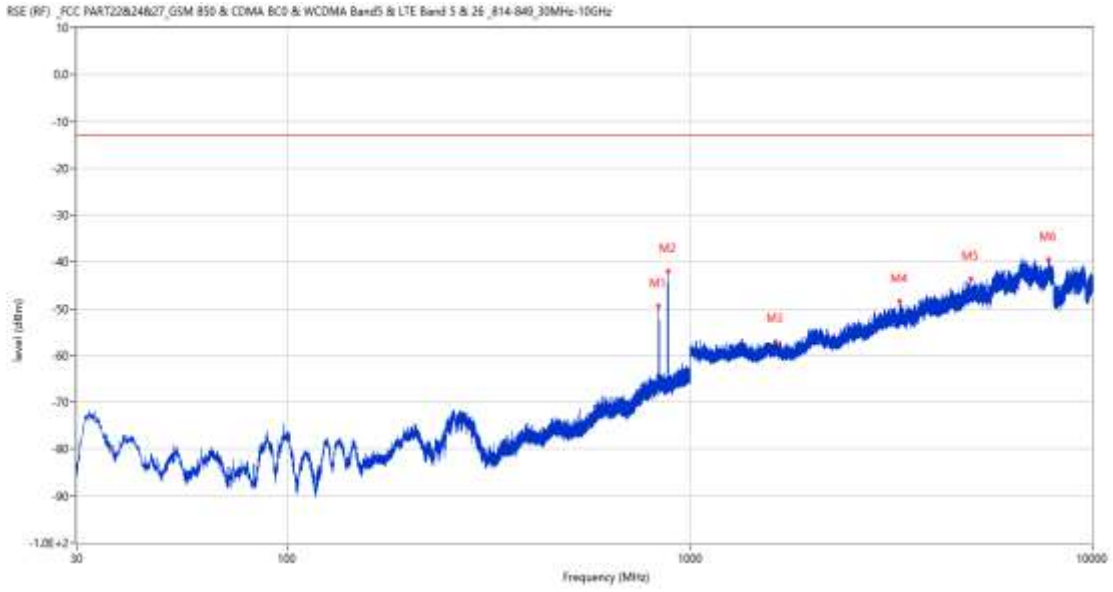
Frequency (MHz)	Result (dBm)	Factor (dB)	PK Limit (dBm)	Over Limit (dB)	Table (o)	ANT	EUT	Verdict
837.719	-45.85	4.82	-13.0	-32.85	245.00	Horizontal	Horizontal	N/A
882.048	-28.06	4.17	-13.0	-15.06	200.00	Horizontal	Horizontal	N/A
1672.400	-55.00	-4.28	-13.0	-42.00	221.00	Horizontal	Horizontal	Pass
3184.500	-48.82	6.40	-13.0	-35.82	259.00	Horizontal	Horizontal	Pass
4895.250	-44.10	10.77	-13.0	-31.10	28.00	Horizontal	Horizontal	Pass
7782.500	-39.62	15.48	-13.0	-26.62	28.00	Horizontal	Horizontal	Pass

RSE-H&V WCDMA Band 5 CH4182



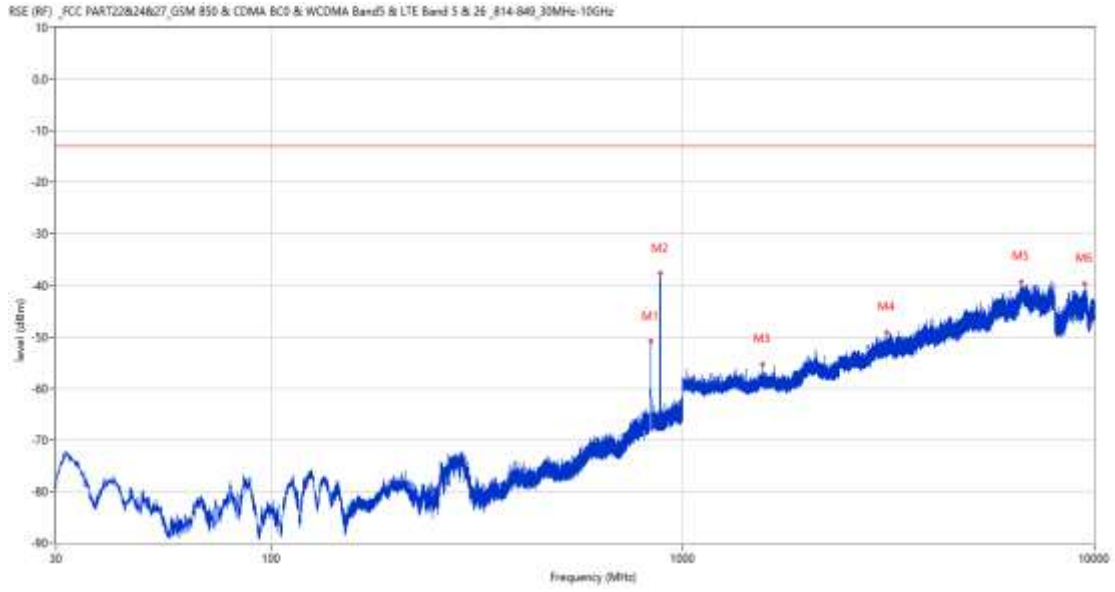
Frequency (MHz)	Result (dBm)	Factor (dB)	PK Limit (dBm)	Over Limit (dB)	Table (o)	ANT	EUT	Verdict
836.119	-47.81	4.76	-13.0	-34.81	177.00	Horizontal	Vertical	N/A
879.914	-36.38	4.20	-13.0	-23.38	114.00	Horizontal	Vertical	N/A
1671.900	-55.35	-4.27	-13.0	-42.35	147.00	Horizontal	Vertical	Pass
3053.000	-49.30	5.21	-13.0	-36.30	176.00	Horizontal	Vertical	Pass
3791.500	-47.03	7.96	-13.0	-34.03	360.00	Horizontal	Vertical	Pass
7193.750	-38.95	14.74	-13.0	-25.95	260.00	Horizontal	Vertical	Pass

RSE-V&V WCDMA Band 5 CH4182



Frequency (MHz)	Result (dBm)	Factor (dB)	PK Limit (dBm)	Over Limit (dB)	Table (o)	ANT	EUT	Verdict
837.234	-49.53	4.80	-13.0	-36.53	190.00	Vertical	Vertical	N/A
881.951	-41.96	4.17	-13.0	-28.96	360.00	Vertical	Vertical	N/A
1635.200	-57.02	-4.12	-13.0	-44.02	195.00	Vertical	Vertical	Pass
3327.250	-48.51	6.28	-13.0	-35.51	272.00	Vertical	Vertical	Pass
4993.750	-43.55	10.71	-13.0	-30.55	360.00	Vertical	Vertical	Pass
7794.250	-39.46	15.67	-13.0	-26.46	75.00	Vertical	Vertical	Pass

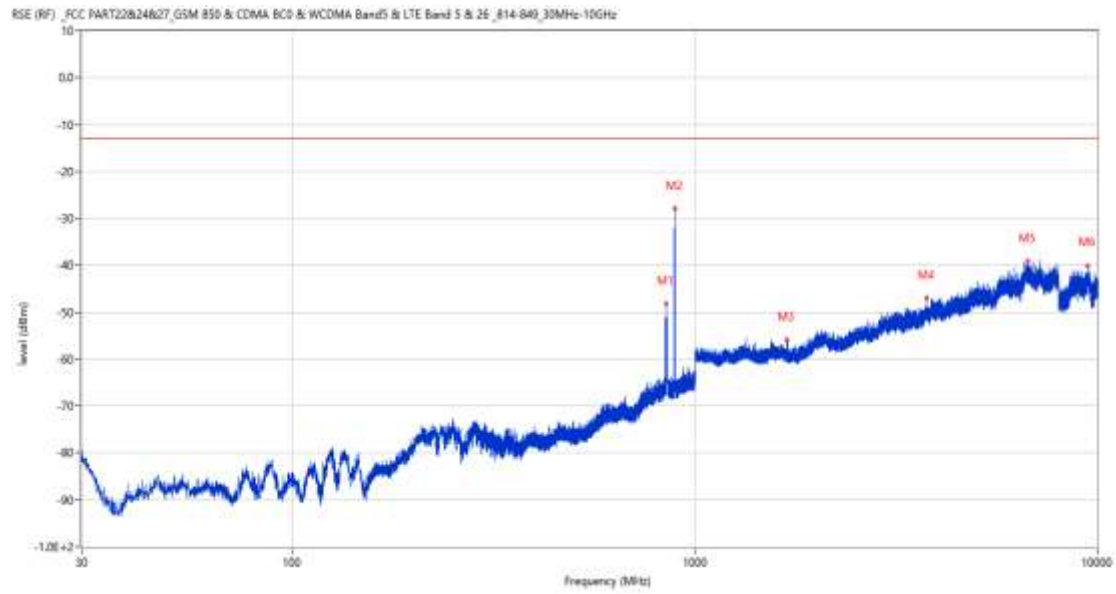
RSE-V&H WCDMA Band 5 CH4182



Frequency (MHz)	Result (dBm)	Factor (dB)	PK Limit (dBm)	Over Limit (dB)	Table (o)	ANT	EUT	Verdict
836.119	-50.91	4.76	-13.0	-37.91	290.00	Vertical	Horizontal	N/A
882.582	-37.66	4.17	-13.0	-24.66	93.00	Vertical	Horizontal	N/A
1562.700	-55.27	-3.90	-13.0	-42.27	246.00	Vertical	Horizontal	Pass
3122.250	-49.09	5.75	-13.0	-36.09	1.00	Vertical	Horizontal	Pass
6645.250	-39.31	15.15	-13.0	-26.31	128.00	Vertical	Horizontal	Pass
9475.700	-39.69	13.42	-13.0	-26.69	256.00	Vertical	Horizontal	Pass

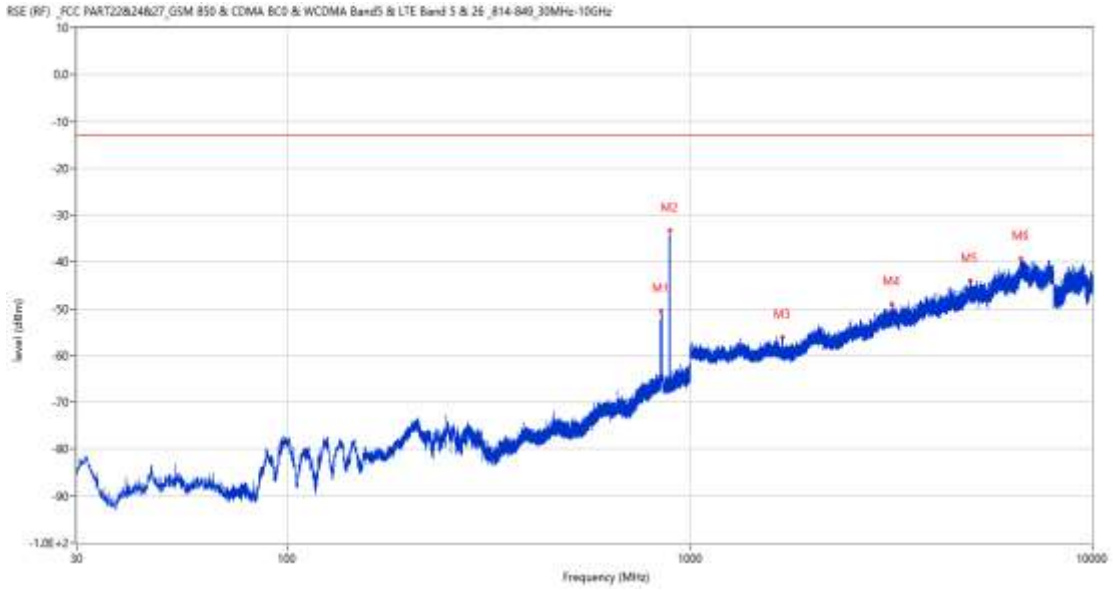
7.3 WCDMA Band 5 High Channel

RSE-H&H WCDMA Band 5 CH4233



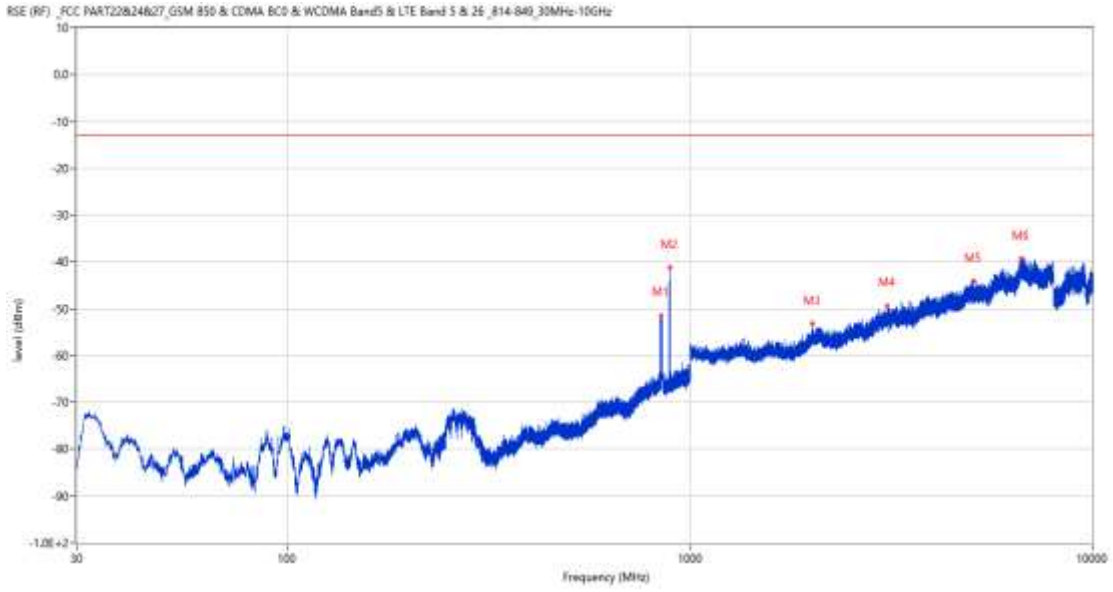
Frequency (MHz)	Result (dBm)	Factor (dB)	PK Limit (dBm)	Over Limit (dB)	Table (o)	ANT	EUT	Verdict
847.904	-48.27	4.88	-13.0	-35.27	246.00	Horizontal	Horizontal	N/A
892.233	-27.87	4.58	-13.0	-14.87	200.00	Horizontal	Horizontal	N/A
1691.700	-55.98	-4.59	-13.0	-42.98	13.00	Horizontal	Horizontal	Pass
3766.500	-47.06	8.90	-13.0	-34.06	209.00	Horizontal	Horizontal	Pass
6717.500	-39.16	15.57	-13.0	-26.16	243.00	Horizontal	Horizontal	Pass
9440.000	-40.20	14.07	-13.0	-27.20	166.00	Horizontal	Horizontal	Pass

RSE-H&V WCDMA Band 5 CH4233



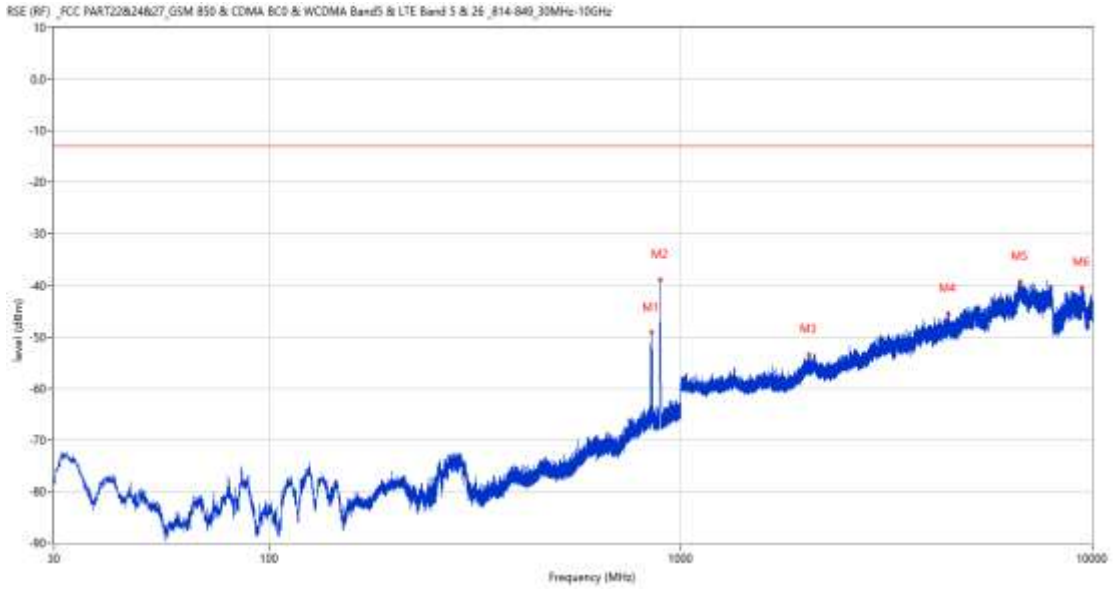
Frequency (MHz)	Result (dBm)	Factor (dB)	PK Limit (dBm)	Over Limit (dB)	Table (o)	ANT	EUT	Verdict
848.001	-50.42	4.88	-13.0	-37.42	182.00	Horizontal	Vertical	N/A
891.700	-33.35	4.60	-13.0	-20.35	115.00	Horizontal	Vertical	N/A
1695.900	-56.16	-4.42	-13.0	-43.16	165.00	Horizontal	Vertical	Pass
3177.750	-49.06	6.03	-13.0	-36.06	91.00	Horizontal	Vertical	Pass
4978.250	-44.10	10.92	-13.0	-31.10	350.00	Horizontal	Vertical	Pass
6645.500	-39.23	15.17	-13.0	-26.23	25.00	Horizontal	Vertical	Pass

RSE-V&V WCDMA Band 5 CH4233



Frequency (MHz)	Result (dBm)	Factor (dB)	PK Limit (dBm)	Over Limit (dB)	Table (o)	ANT	EUT	Verdict
848.146	-51.44	4.88	-13.0	-38.44	203.00	Vertical	Vertical	N/A
890.536	-41.26	4.58	-13.0	-28.26	359.00	Vertical	Vertical	N/A
2022.300	-53.24	-1.54	-13.0	-40.24	0.00	Vertical	Vertical	Pass
3092.500	-49.45	5.79	-13.0	-36.45	93.00	Vertical	Vertical	Pass
5061.750	-44.03	11.23	-13.0	-31.03	211.00	Vertical	Vertical	Pass
6642.750	-39.23	15.15	-13.0	-26.23	295.00	Vertical	Vertical	Pass

RSE-V&H WCDMA Band 5 CH4233



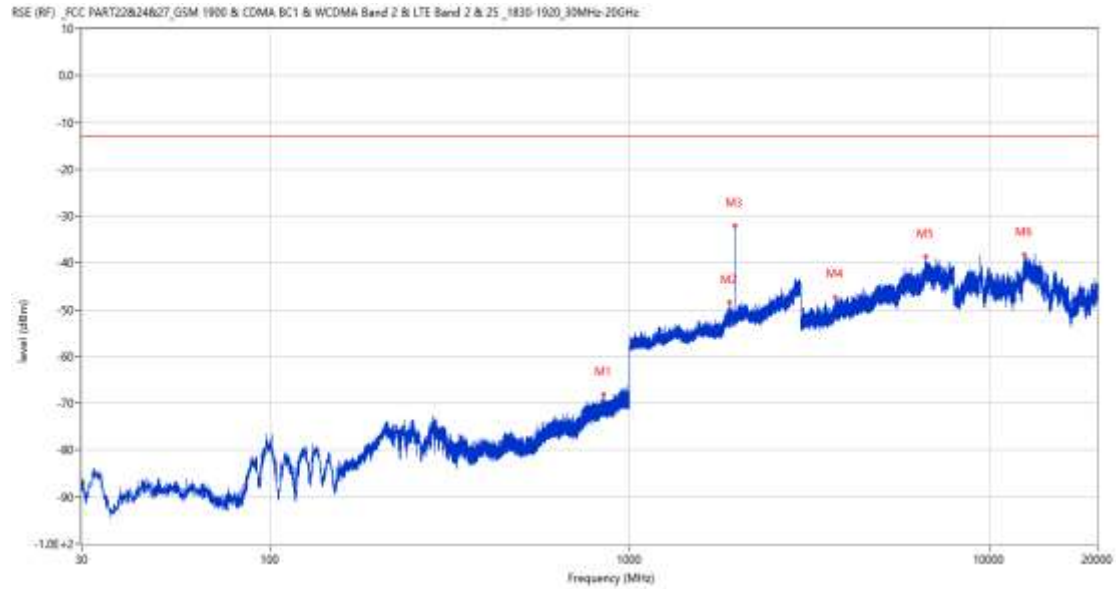
Frequency (MHz)	Result (dBm)	Factor (dB)	PK Limit (dBm)	Over Limit (dB)	Table (o)	ANT	EUT	Verdict
848.049	-49.10	4.88	-13.0	-36.10	286.00	Vertical	Horizontal	N/A
892.864	-38.91	4.57	-13.0	-25.91	72.00	Vertical	Horizontal	N/A
2044.900	-53.41	-1.22	-13.0	-40.41	20.00	Vertical	Horizontal	Pass
4452.750	-45.63	9.99	-13.0	-32.63	191.00	Vertical	Horizontal	Pass
6690.250	-39.31	14.80	-13.0	-26.31	255.00	Vertical	Horizontal	Pass
9431.500	-40.53	13.94	-13.0	-27.53	0.00	Vertical	Horizontal	Pass

LTE

8 LTE Band 2

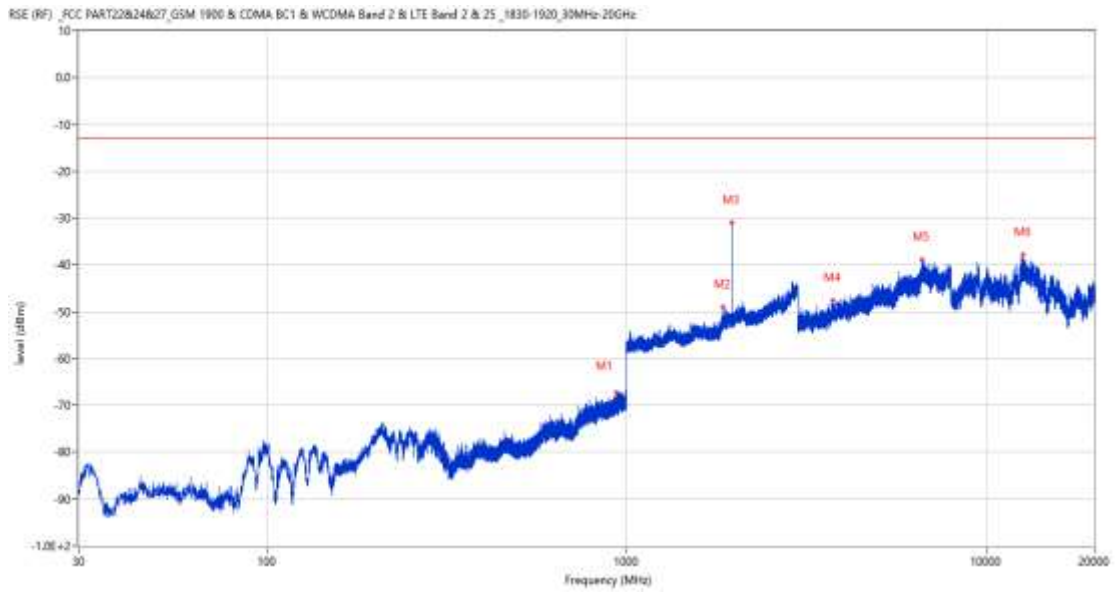
8.1 LTE Band 2 BW1.4, Middle Channel

RSE-H&H LTE Band 2 BW1.4 CH18900



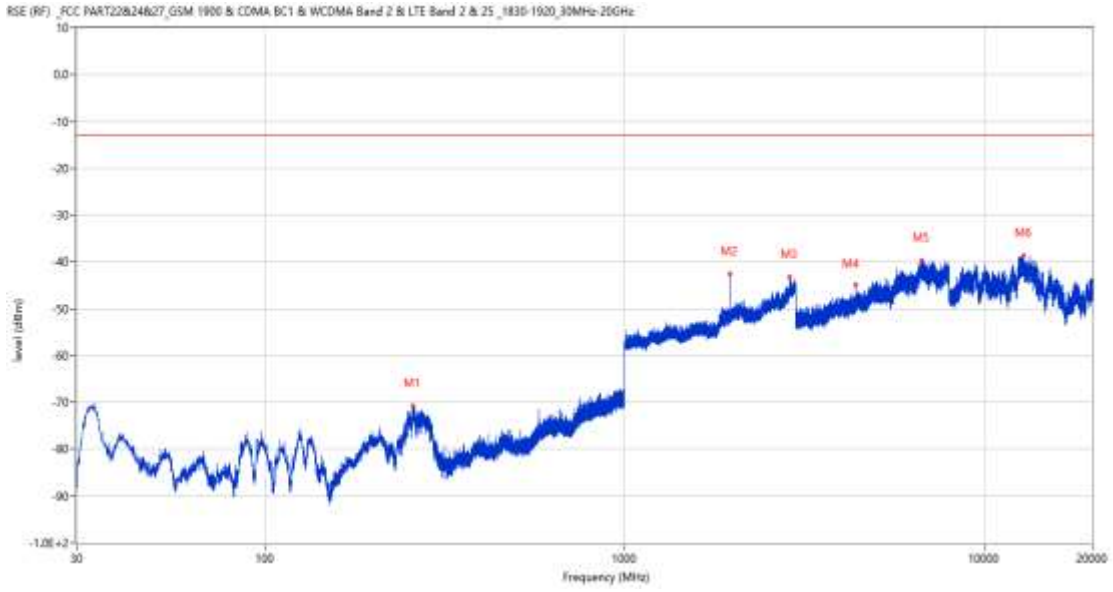
Frequency (MHz)	Result (dBm)	Factor (dB)	PK Limit (dBm)	Over Limit (dB)	Table (o)	ANT	EUT	Verdict
849.601	-68.05	-0.20	-13.0	-55.05	156.00	Horizontal	Horizontal	Pass
1901.100	-48.51	3.05	-13.0	-35.51	187.00	Horizontal	Horizontal	N/A
1960.800	-32.14	2.80	-13.0	-19.14	225.00	Horizontal	Horizontal	N/A
3731.500	-47.41	7.43	-13.0	-34.41	134.00	Horizontal	Horizontal	Pass
6662.500	-38.73	14.80	-13.0	-25.73	360.00	Horizontal	Horizontal	Pass
12508.463	-38.19	15.49	-13.0	-25.19	0.00	Horizontal	Horizontal	Pass

RSE-H&V LTE Band 2 BW1.4 CH18900



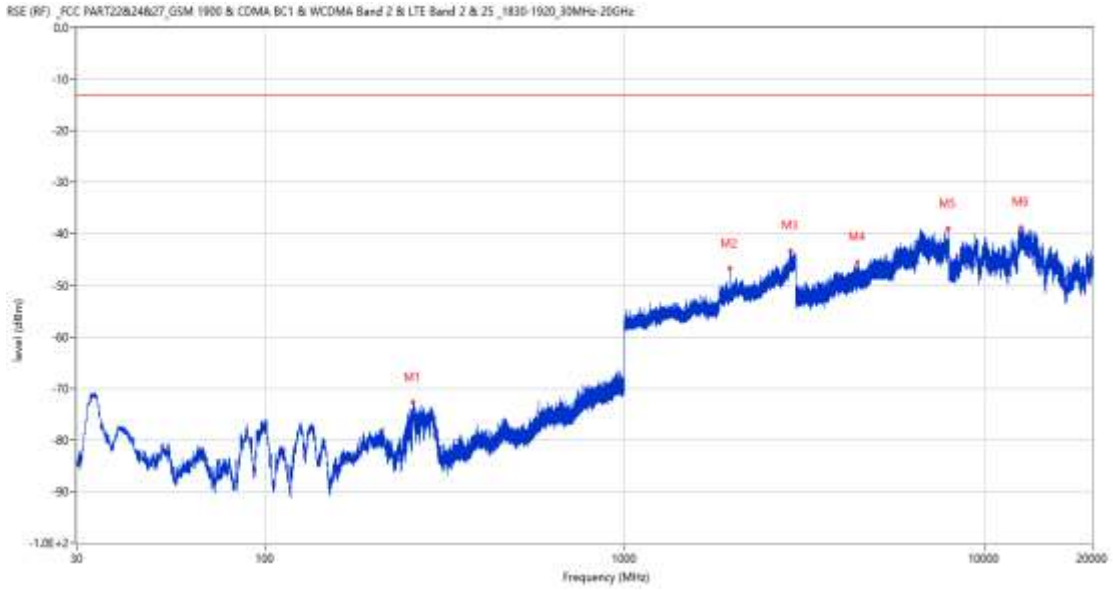
Frequency (MHz)	Result (dBm)	Factor (dB)	PK Limit (dBm)	Over Limit (dB)	Table (o)	ANT	EUT	Verdict
938.938	-67.36	1.33	-13.0	-54.36	0.00	Horizontal	Vertical	Pass
1850.800	-49.10	2.44	-13.0	-36.10	87.00	Horizontal	Vertical	N/A
1960.600	-31.11	2.80	-13.0	-18.11	216.00	Horizontal	Vertical	N/A
3762.000	-47.68	8.80	-13.0	-34.68	195.00	Horizontal	Vertical	Pass
6646.000	-38.86	15.23	-13.0	-25.86	0.00	Horizontal	Vertical	Pass
12703.925	-37.87	16.50	-13.0	-24.87	0.00	Horizontal	Vertical	Pass

RSE-V&V LTE Band 2 BW1.4 CH18900



Frequency (MHz)	Result (dBm)	Factor (dB)	PK Limit (dBm)	Over Limit (dB)	Table (o)	ANT	EUT	Verdict
257.805	-70.82	-15.47	-13.0	-57.82	321.00	Vertical	Vertical	Pass
1960.900	-42.66	2.80	-13.0	-29.66	187.00	Vertical	Vertical	N/A
2883.800	-43.30	10.83	-13.0	-30.30	322.00	Vertical	Vertical	Pass
4382.250	-44.97	9.10	-13.0	-31.97	12.00	Vertical	Vertical	Pass
6687.000	-39.69	14.52	-13.0	-26.69	231.00	Vertical	Vertical	Pass
12891.375	-38.62	16.51	-13.0	-25.62	182.00	Vertical	Vertical	Pass

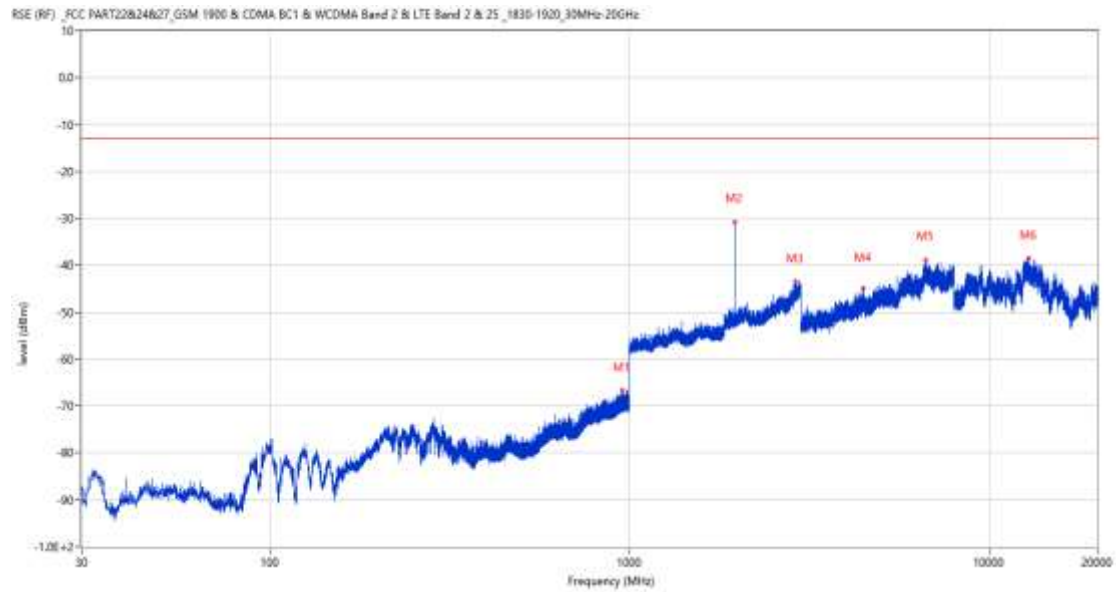
RSE-V&H LTE Band 2 BW1.4 CH18900



Frequency (MHz)	Result (dBm)	Factor (dB)	PK Limit (dBm)	Over Limit (dB)	Table (o)	ANT	EUT	Verdict
258.823	-72.71	-15.28	-13.0	-59.71	334.00	Vertical	Horizontal	Pass
1960.400	-46.73	2.80	-13.0	-33.73	93.00	Vertical	Horizontal	N/A
2888.600	-43.24	11.74	-13.0	-30.24	106.00	Vertical	Horizontal	Pass
4443.000	-45.58	9.68	-13.0	-32.58	62.00	Vertical	Horizontal	Pass
7944.000	-39.05	14.77	-13.0	-26.05	360.00	Vertical	Horizontal	Pass
12663.550	-38.87	15.91	-13.0	-25.87	180.00	Vertical	Horizontal	Pass

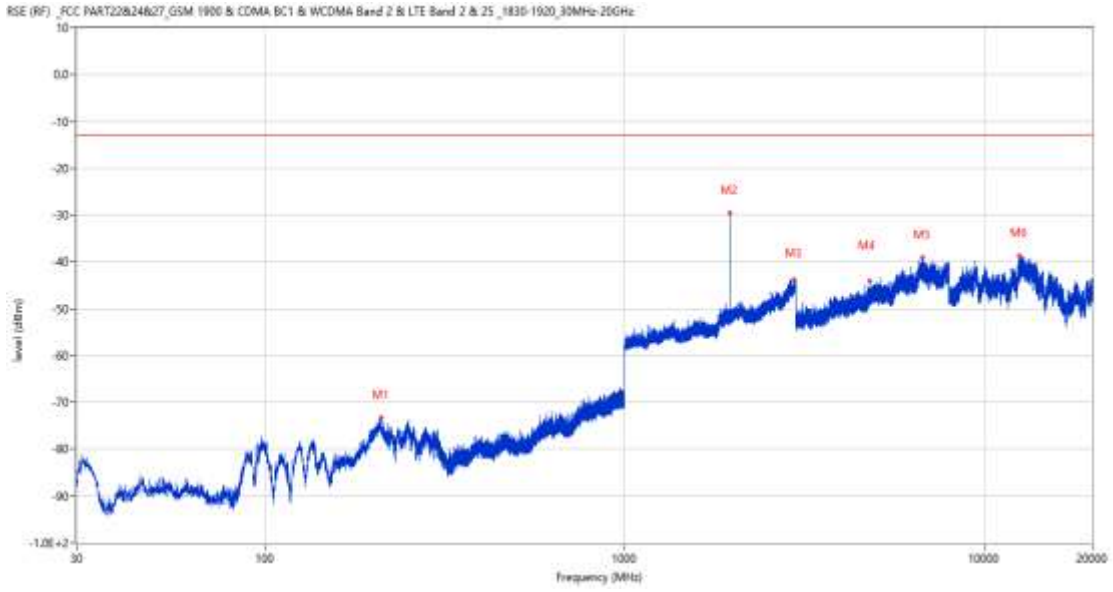
8.2 LTE Band 2 BW3, Middle Channel

RSE-H&H LTE Band 2 BW3 CH18900



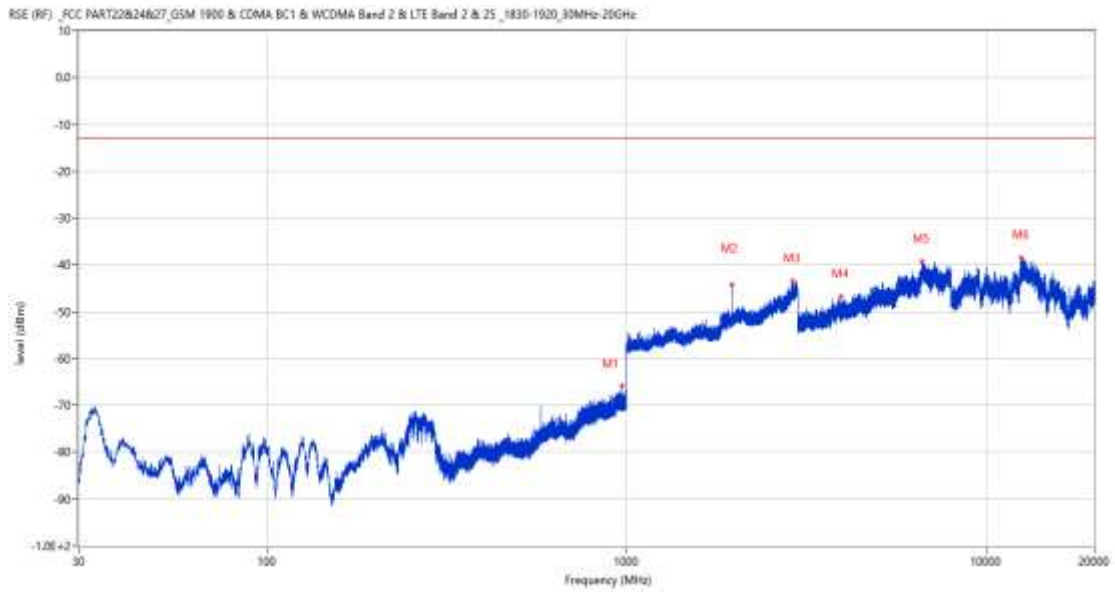
Frequency (MHz)	Result (dBm)	Factor (dB)	PK Limit (dBm)	Over Limit (dB)	Table (o)	ANT	EUT	Verdict
956.544	-66.61	1.75	-13.0	-53.61	292.00	Horizontal	Horizontal	Pass
1960.000	-30.90	2.79	-13.0	-17.90	218.00	Horizontal	Horizontal	N/A
2890.200	-43.39	12.05	-13.0	-30.39	304.00	Horizontal	Horizontal	Pass
4455.500	-44.93	10.00	-13.0	-31.93	289.00	Horizontal	Horizontal	Pass
6655.000	-38.82	14.97	-13.0	-25.82	191.00	Horizontal	Horizontal	Pass
12898.625	-38.45	16.72	-13.0	-25.45	154.00	Horizontal	Horizontal	Pass

RSE-H&V LTE Band 2 BW3 CH18900



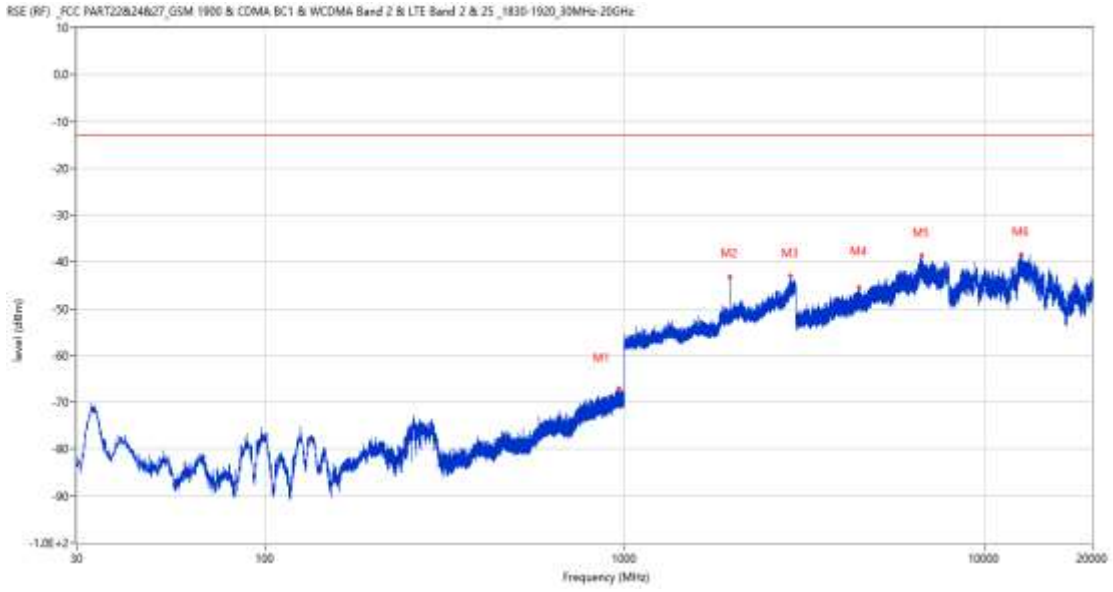
Frequency (MHz)	Result (dBm)	Factor (dB)	PK Limit (dBm)	Over Limit (dB)	Table (o)	ANT	EUT	Verdict
210.420	-73.18	-16.50	-13.0	-60.18	308.00	Horizontal	Vertical	Pass
1961.100	-29.54	2.83	-13.0	-16.54	217.00	Horizontal	Vertical	N/A
2957.200	-43.83	11.13	-13.0	-30.83	143.00	Horizontal	Vertical	Pass
4812.250	-44.08	9.95	-13.0	-31.08	219.00	Horizontal	Vertical	Pass
6730.250	-39.00	15.35	-13.0	-26.00	12.00	Horizontal	Vertical	Pass
12495.162	-38.75	15.50	-13.0	-25.75	202.00	Horizontal	Vertical	Pass

RSE-V&V LTE Band 2 BW3 CH18900



Frequency (MHz)	Result (dBm)	Factor (dB)	PK Limit (dBm)	Over Limit (dB)	Table (o)	ANT	EUT	Verdict
970.124	-65.89	1.72	-13.0	-52.89	273.00	Vertical	Vertical	Pass
1960.500	-44.31	2.80	-13.0	-31.31	202.00	Vertical	Vertical	N/A
2895.200	-43.40	11.64	-13.0	-30.40	134.00	Vertical	Vertical	Pass
3952.500	-46.73	8.91	-13.0	-33.73	350.00	Vertical	Vertical	Pass
6632.500	-39.34	14.93	-13.0	-26.34	97.00	Vertical	Vertical	Pass
12516.062	-38.41	15.33	-13.0	-25.41	39.00	Vertical	Vertical	Pass

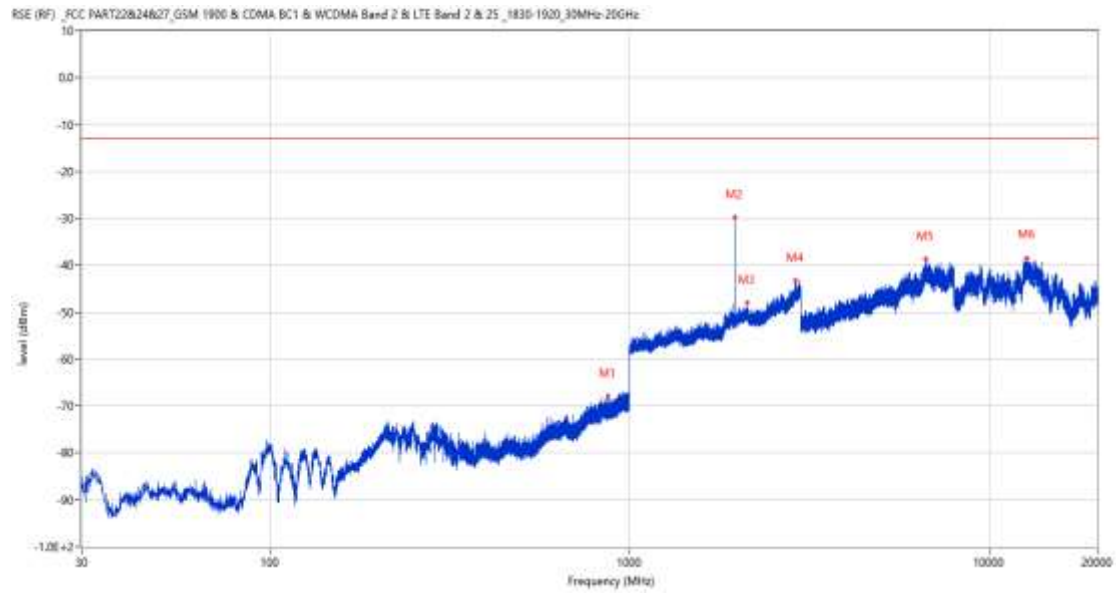
RSE-V&H LTE Band 2 BW3 CH18900



Frequency (MHz)	Result (dBm)	Factor (dB)	PK Limit (dBm)	Over Limit (dB)	Table (o)	ANT	EUT	Verdict
964.498	-67.08	1.80	-13.0	-54.08	60.00	Vertical	Horizontal	Pass
1960.000	-43.25	2.79	-13.0	-30.25	88.00	Vertical	Horizontal	N/A
2890.000	-43.06	12.03	-13.0	-30.06	106.00	Vertical	Horizontal	Pass
4485.750	-45.41	10.02	-13.0	-32.41	86.00	Vertical	Horizontal	Pass
6703.500	-38.74	15.52	-13.0	-25.74	360.00	Vertical	Horizontal	Pass
12685.638	-38.49	16.29	-13.0	-25.49	220.00	Vertical	Horizontal	Pass

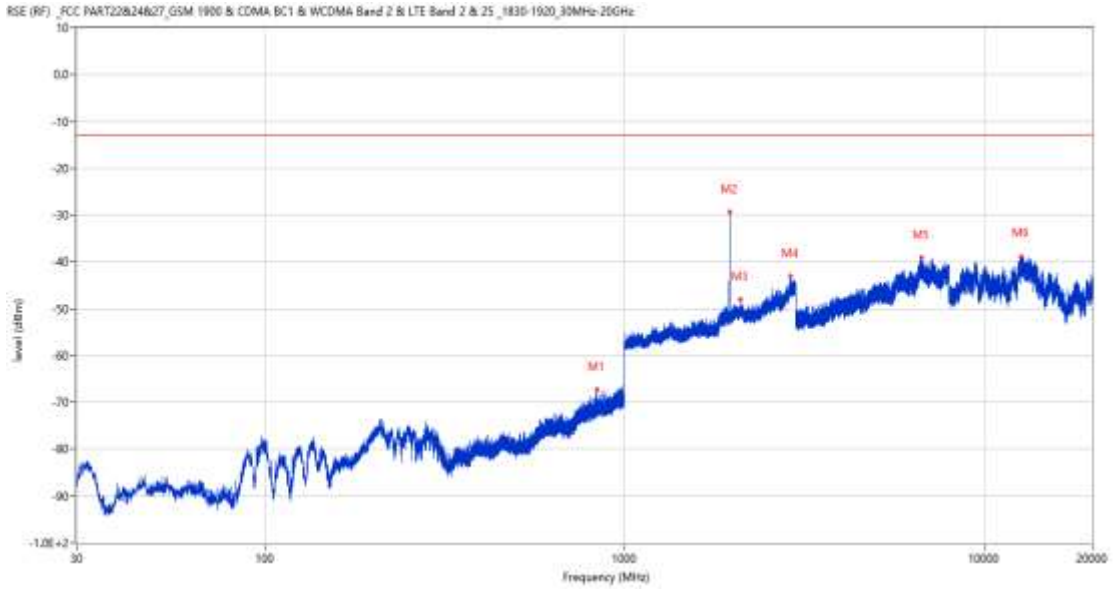
8.3 LTE Band 2 BW5, Middle Channel

RSE-H&H LTE Band 2 BW5 CH18900



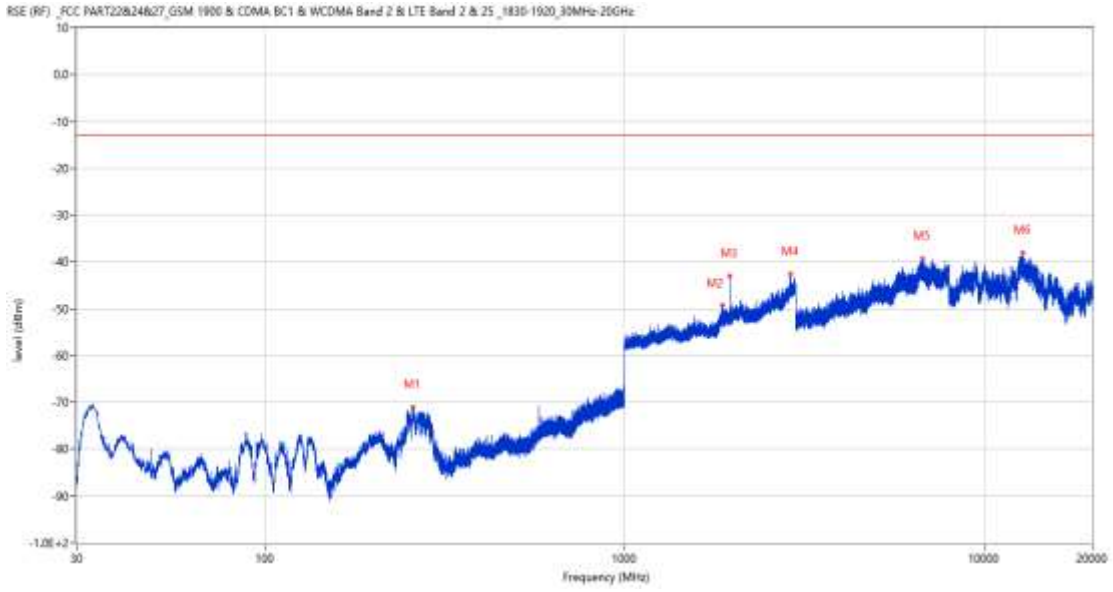
Frequency (MHz)	Result (dBm)	Factor (dB)	PK Limit (dBm)	Over Limit (dB)	Table (o)	ANT	EUT	Verdict
872.494	-67.84	-0.20	-13.0	-54.84	71.00	Horizontal	Horizontal	Pass
1962.100	-29.82	3.05	-13.0	-16.82	224.00	Horizontal	Horizontal	N/A
2118.800	-48.07	4.41	-13.0	-35.07	81.00	Horizontal	Horizontal	Pass
2891.300	-43.22	12.07	-13.0	-30.22	43.00	Horizontal	Horizontal	Pass
6662.500	-38.66	14.80	-13.0	-25.66	146.00	Horizontal	Horizontal	Pass
12714.849	-38.57	16.38	-13.0	-25.57	245.00	Horizontal	Horizontal	Pass

RSE-H&V LTE Band 2 BW5 CH18900



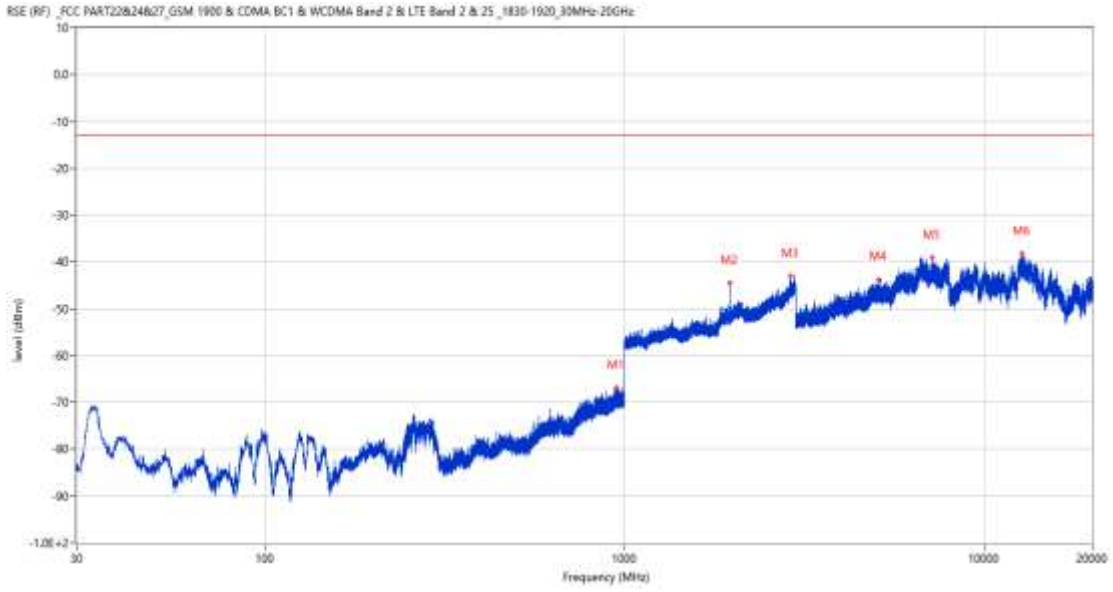
Frequency (MHz)	Result (dBm)	Factor (dB)	PK Limit (dBm)	Over Limit (dB)	Table (o)	ANT	EUT	Verdict
839.998	-67.29	-0.10	-13.0	-54.29	81.00	Horizontal	Vertical	Pass
1962.600	-29.30	2.89	-13.0	-16.30	218.00	Horizontal	Vertical	N/A
2096.000	-47.99	4.32	-13.0	-34.99	291.00	Horizontal	Vertical	Pass
2891.500	-43.13	12.07	-13.0	-30.13	44.00	Horizontal	Vertical	Pass
6706.500	-39.19	15.58	-13.0	-26.19	195.00	Horizontal	Vertical	Pass
12688.725	-38.97	16.34	-13.0	-25.97	41.00	Horizontal	Vertical	Pass

RSE-V&V LTE Band 2 BW5 CH18900



Frequency (MHz)	Result (dBm)	Factor (dB)	PK Limit (dBm)	Over Limit (dB)	Table (o)	ANT	EUT	Verdict
258.483	-71.10	-15.28	-13.0	-58.10	343.00	Vertical	Vertical	Pass
1878.900	-49.27	2.78	-13.0	-36.27	22.00	Vertical	Vertical	N/A
1962.000	-43.06	3.08	-13.0	-30.06	194.00	Vertical	Vertical	N/A
2887.700	-42.67	11.72	-13.0	-29.67	47.00	Vertical	Vertical	Pass
6744.500	-39.25	14.84	-13.0	-26.25	27.00	Vertical	Vertical	Pass
12801.112	-37.99	15.81	-13.0	-24.99	336.00	Vertical	Vertical	Pass

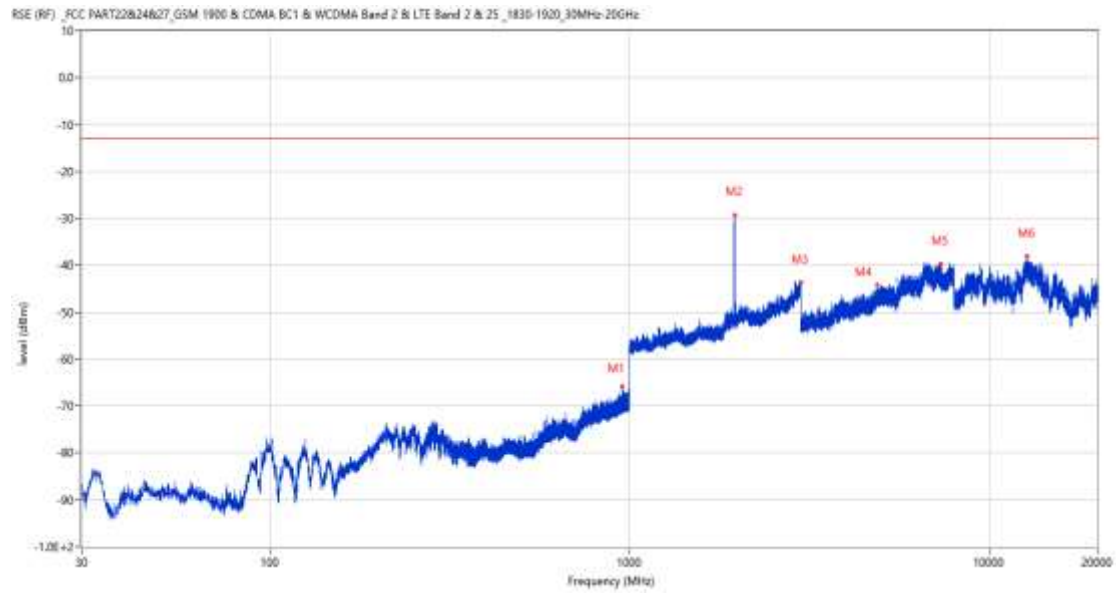
RSE-V&H LTE Band 2 BW5 CH18900



Frequency (MHz)	Result (dBm)	Factor (dB)	PK Limit (dBm)	Over Limit (dB)	Table (o)	ANT	EUT	Verdict
950.578	-66.91	1.65	-13.0	-53.91	79.00	Vertical	Horizontal	Pass
1961.300	-44.48	2.91	-13.0	-31.48	90.00	Vertical	Horizontal	N/A
2890.500	-42.99	12.05	-13.0	-29.99	219.00	Vertical	Horizontal	Pass
5094.500	-43.96	11.34	-13.0	-30.96	191.00	Vertical	Horizontal	Pass
7186.000	-39.14	14.64	-13.0	-26.14	27.00	Vertical	Horizontal	Pass
12772.112	-38.30	15.92	-13.0	-25.30	22.00	Vertical	Horizontal	Pass

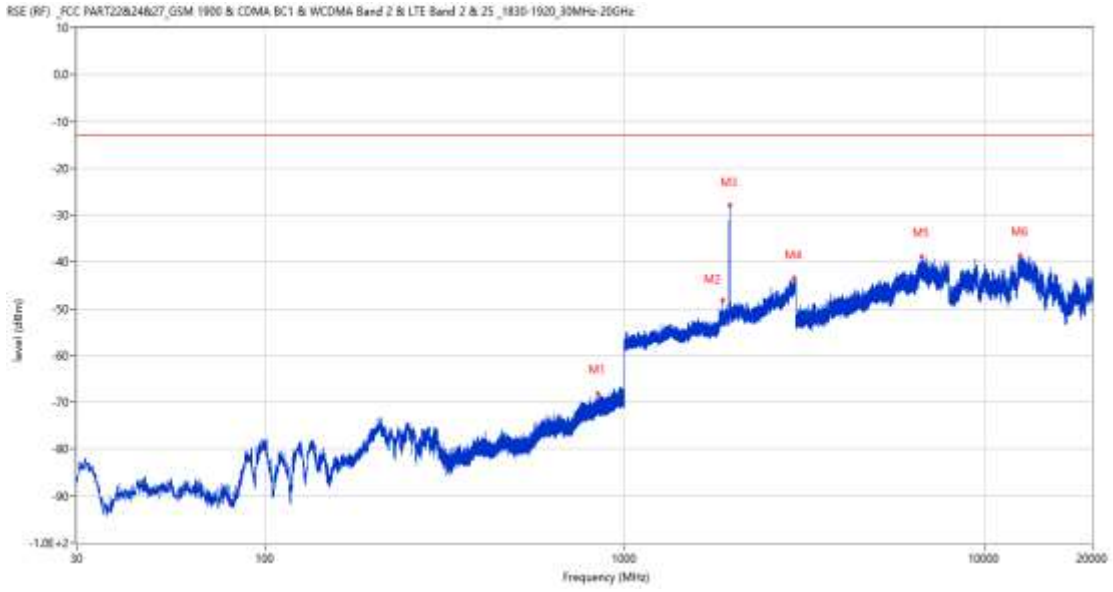
8.4 LTE Band 2 BW10, Middle Channel

RSE-H&H LTE Band 2 BW10 CH18900



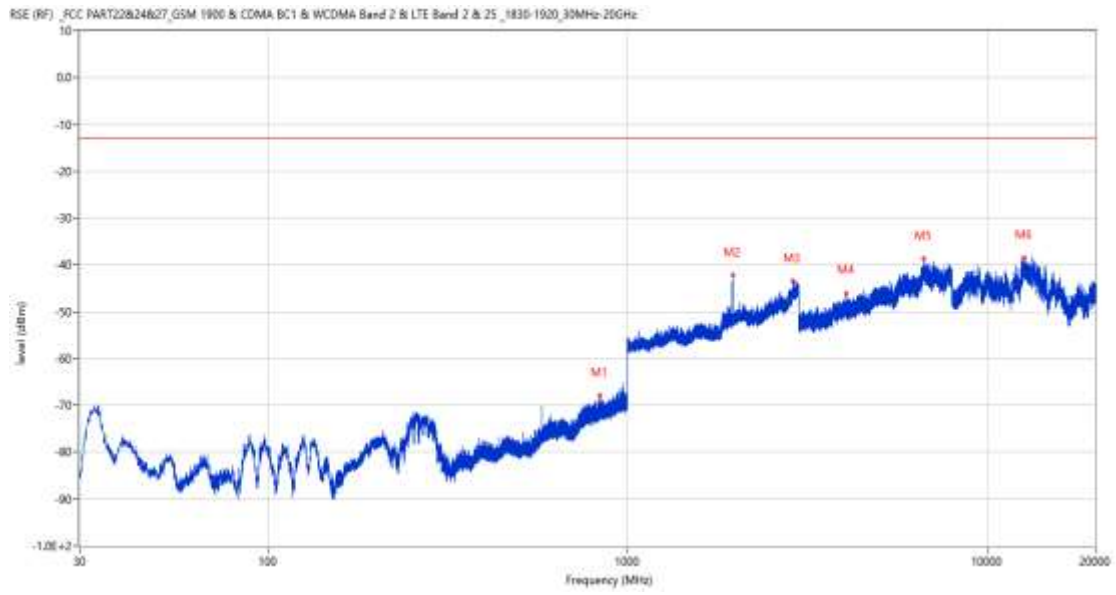
Frequency (MHz)	Result (dBm)	Factor (dB)	PK Limit (dBm)	Over Limit (dB)	Table (o)	ANT	EUT	Verdict
955.380	-65.89	1.76	-13.0	-52.89	191.00	Horizontal	Horizontal	Pass
1961.300	-29.39	2.91	-13.0	-16.39	219.00	Horizontal	Horizontal	N/A
2988.300	-43.66	10.76	-13.0	-30.66	52.00	Horizontal	Horizontal	Pass
4900.500	-44.18	10.70	-13.0	-31.18	287.00	Horizontal	Horizontal	Pass
7339.500	-39.79	14.30	-13.0	-26.79	12.00	Horizontal	Horizontal	Pass
12707.488	-38.13	16.46	-13.0	-25.13	198.00	Horizontal	Horizontal	Pass

RSE-H&V LTE Band 2 BW10 CH18900



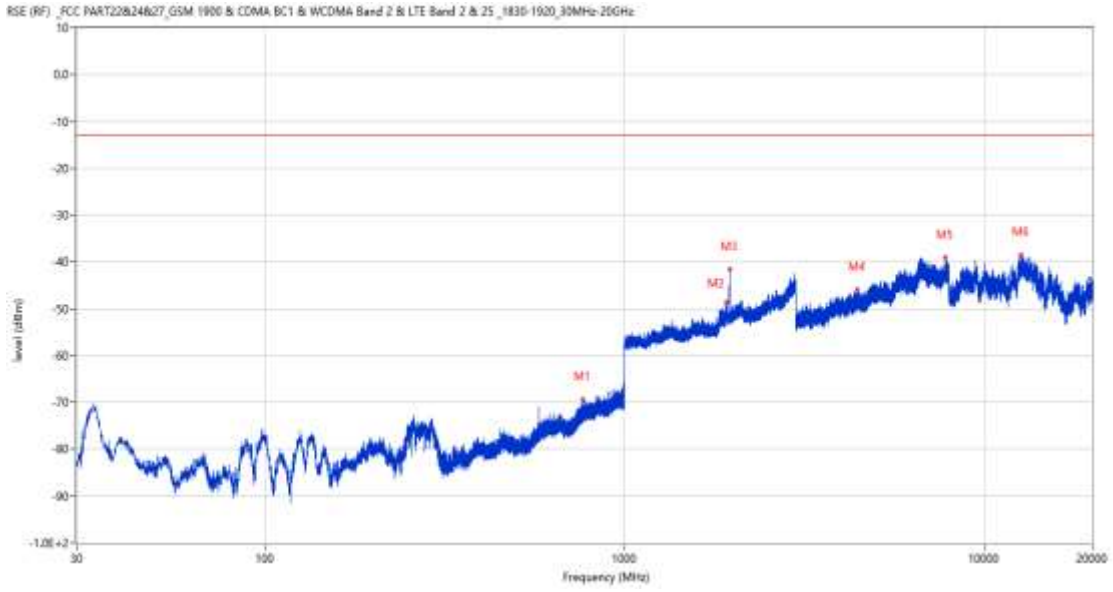
Frequency (MHz)	Result (dBm)	Factor (dB)	PK Limit (dBm)	Over Limit (dB)	Table (o)	ANT	EUT	Verdict
841.599	-68.19	-0.09	-13.0	-55.19	79.00	Horizontal	Vertical	Pass
1876.200	-48.17	2.75	-13.0	-35.17	180.00	Horizontal	Vertical	N/A
1957.600	-28.01	3.04	-13.0	-15.01	218.00	Horizontal	Vertical	N/A
2965.400	-43.40	11.88	-13.0	-30.40	273.00	Horizontal	Vertical	Pass
6700.750	-38.94	15.31	-13.0	-25.94	232.00	Horizontal	Vertical	Pass
12593.724	-38.58	15.14	-13.0	-25.58	60.00	Horizontal	Vertical	Pass

RSE-V&V LTE Band 2 BW10 CH18900



Frequency (MHz)	Result (dBm)	Factor (dB)	PK Limit (dBm)	Over Limit (dB)	Table (o)	ANT	EUT	Verdict
836.119	-67.85	-0.27	-13.0	-54.85	162.00	Vertical	Vertical	Pass
1961.500	-42.16	2.98	-13.0	-29.16	192.00	Vertical	Vertical	N/A
2882.500	-43.50	10.72	-13.0	-30.50	216.00	Vertical	Vertical	Pass
4051.750	-46.21	9.39	-13.0	-33.21	154.00	Vertical	Vertical	Pass
6669.500	-38.73	14.64	-13.0	-25.73	284.00	Vertical	Vertical	Pass
12689.200	-38.53	16.35	-13.0	-25.53	129.00	Vertical	Vertical	Pass

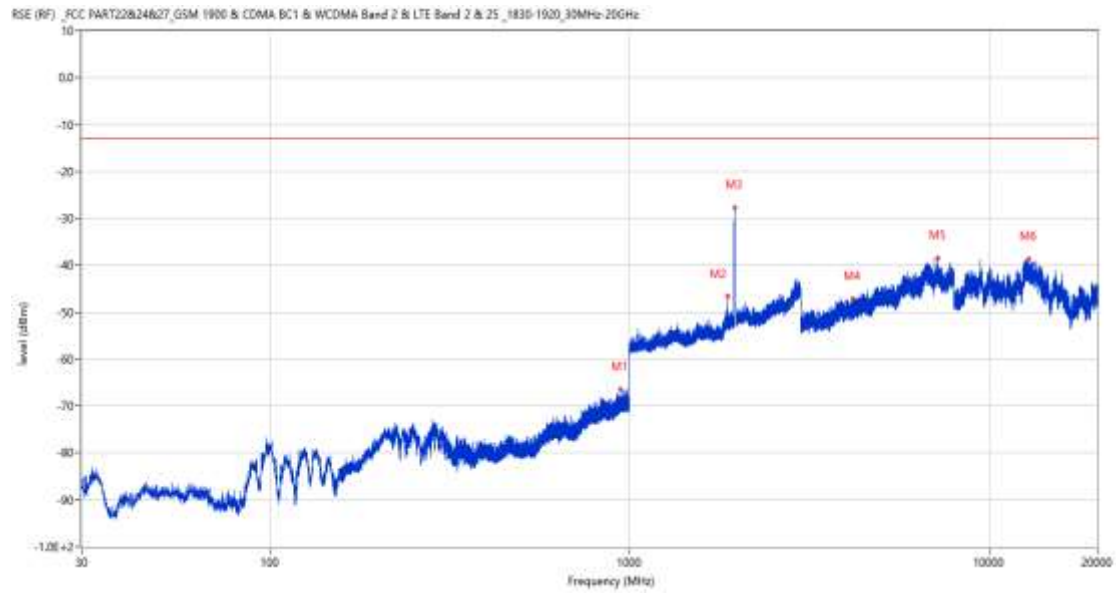
RSE-V&H LTE Band 2 BW10 CH18900



Frequency (MHz)	Result (dBm)	Factor (dB)	PK Limit (dBm)	Over Limit (dB)	Table (o)	ANT	EUT	Verdict
765.066	-69.40	-1.78	-13.0	-56.40	248.00	Vertical	Horizontal	Pass
1913.900	-48.71	3.17	-13.0	-35.71	156.00	Vertical	Horizontal	Pass
1959.000	-41.55	2.76	-13.0	-28.55	93.00	Vertical	Horizontal	N/A
4434.750	-45.89	9.69	-13.0	-32.89	157.00	Vertical	Horizontal	Pass
7804.750	-39.01	16.08	-13.0	-26.01	0.00	Vertical	Horizontal	Pass
12691.338	-38.50	16.39	-13.0	-25.50	18.00	Vertical	Horizontal	Pass

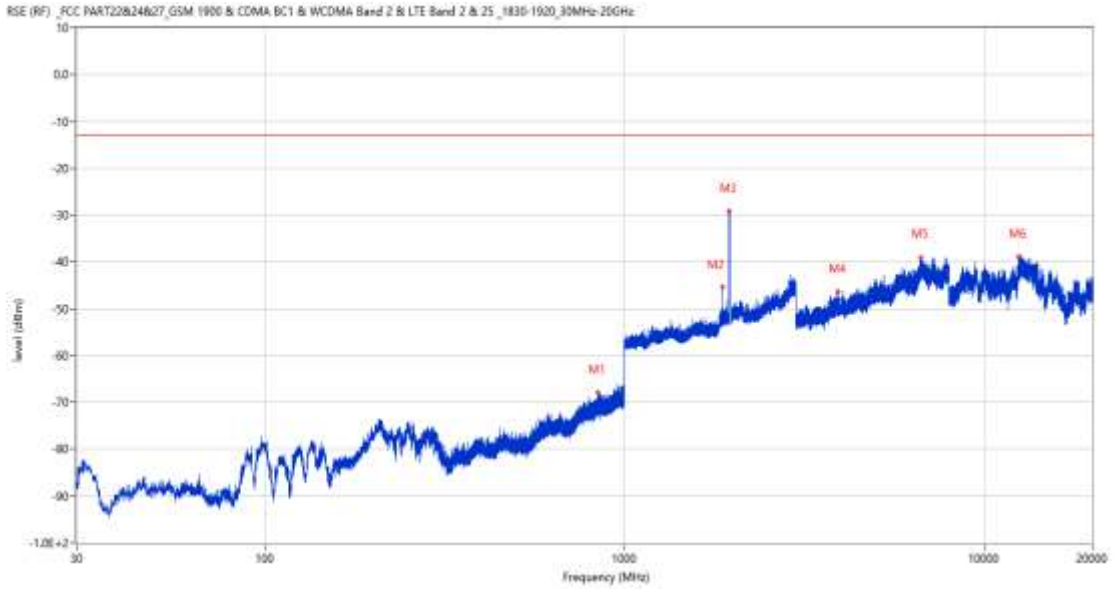
8.5 LTE Band 2 BW15, Middle Channel

RSE-H&H LTE Band 2 BW15 CH18900



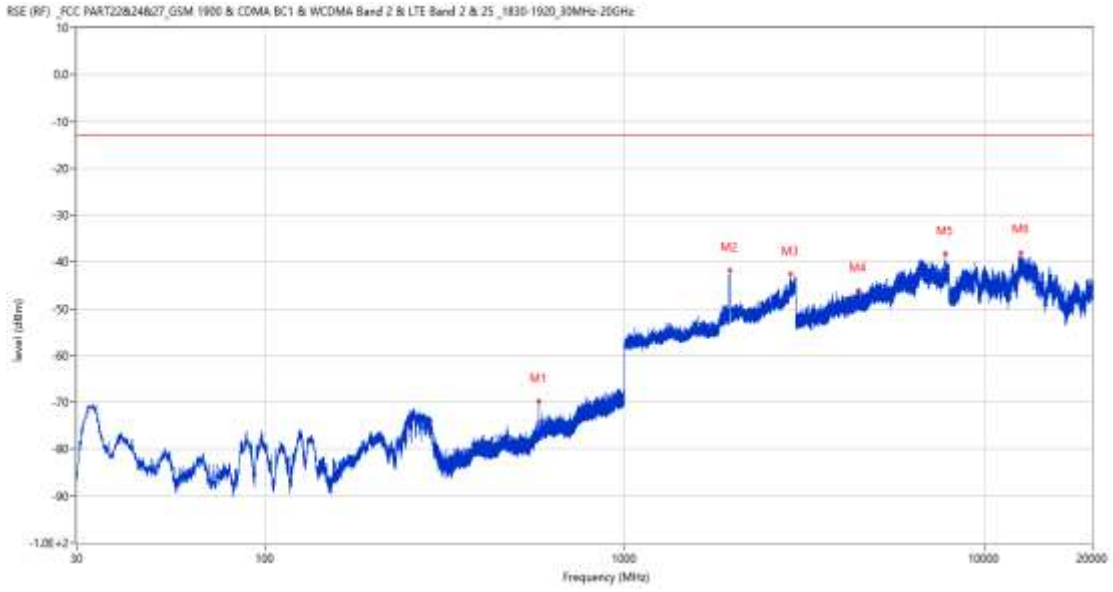
Frequency (MHz)	Result (dBm)	Factor (dB)	PK Limit (dBm)	Over Limit (dB)	Table (o)	ANT	EUT	Verdict
944.807	-66.54	1.51	-13.0	-53.54	53.00	Horizontal	Horizontal	Pass
1874.000	-46.53	2.72	-13.0	-33.53	0.00	Horizontal	Horizontal	N/A
1963.800	-27.66	2.99	-13.0	-14.66	216.00	Horizontal	Horizontal	N/A
4186.500	-47.13	9.03	-13.0	-34.13	331.00	Horizontal	Horizontal	Pass
7207.250	-38.51	14.31	-13.0	-25.51	331.00	Horizontal	Horizontal	Pass
12902.612	-38.68	16.69	-13.0	-25.68	200.00	Horizontal	Horizontal	Pass

RSE-H&V LTE Band 2 BW15 CH18900



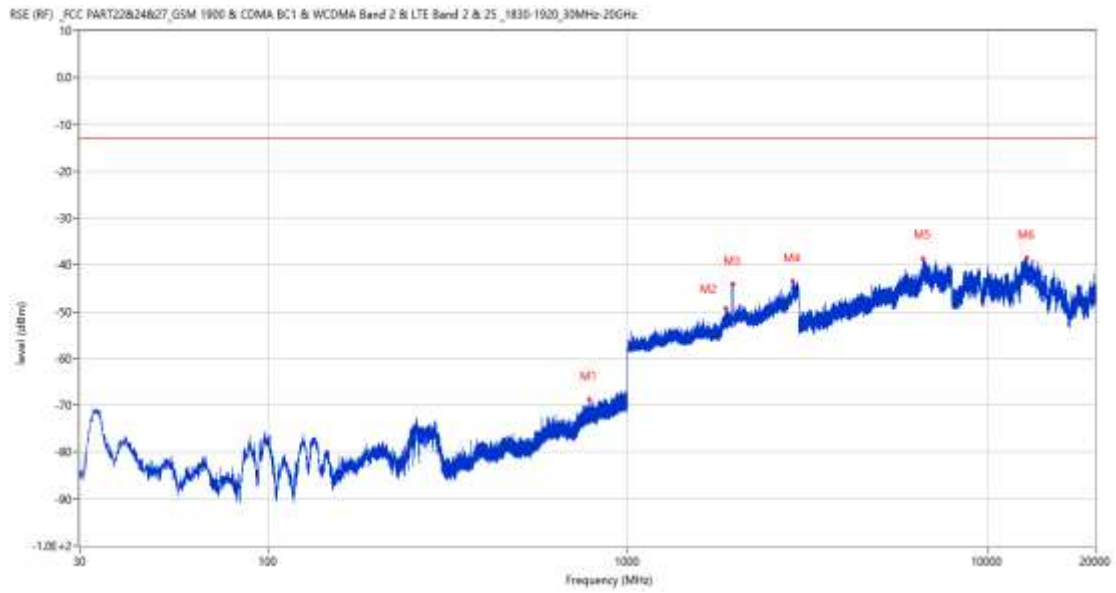
Frequency (MHz)	Result (dBm)	Factor (dB)	PK Limit (dBm)	Over Limit (dB)	Table (o)	ANT	EUT	Verdict
841.162	-67.91	-0.04	-13.0	-54.91	64.00	Horizontal	Vertical	Pass
1874.100	-45.30	2.73	-13.0	-32.30	177.00	Horizontal	Vertical	N/A
1956.000	-29.09	2.99	-13.0	-16.09	217.00	Horizontal	Vertical	N/A
3918.750	-46.35	9.29	-13.0	-33.35	248.00	Horizontal	Vertical	Pass
6649.500	-39.04	15.15	-13.0	-26.04	63.00	Horizontal	Vertical	Pass
12490.651	-38.93	15.35	-13.0	-25.93	347.00	Horizontal	Vertical	Pass

RSE-V&V LTE Band 2 BW15 CH18900



Frequency (MHz)	Result (dBm)	Factor (dB)	PK Limit (dBm)	Over Limit (dB)	Table (o)	ANT	EUT	Verdict
579.020	-69.85	-5.72	-13.0	-56.85	4.00	Vertical	Vertical	Pass
1965.600	-41.74	3.10	-13.0	-28.74	200.00	Vertical	Vertical	N/A
2892.100	-42.59	12.04	-13.0	-29.59	68.00	Vertical	Vertical	Pass
4457.750	-46.07	9.97	-13.0	-33.07	253.00	Vertical	Vertical	Pass
7809.750	-38.28	16.25	-13.0	-25.28	321.00	Vertical	Vertical	Pass
12659.512	-38.13	15.84	-13.0	-25.13	299.00	Vertical	Vertical	Pass

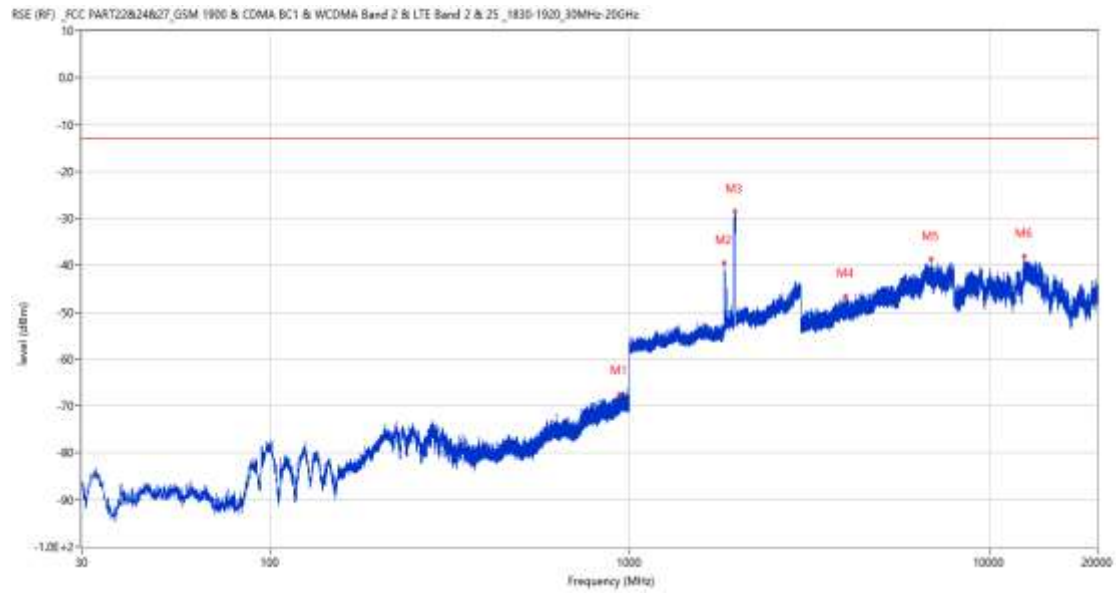
RSE-V&H LTE Band 2 BW15 CH18900



Frequency (MHz)	Result (dBm)	Factor (dB)	PK Limit (dBm)	Over Limit (dB)	Table (o)	ANT	EUT	Verdict
782.284	-68.82	-1.44	-13.0	-55.82	319.00	Vertical	Horizontal	Pass
1874.100	-49.31	2.73	-13.0	-36.31	322.00	Vertical	Horizontal	N/A
1965.900	-44.07	3.08	-13.0	-31.07	147.00	Vertical	Horizontal	N/A
2885.800	-43.52	11.18	-13.0	-30.52	135.00	Vertical	Horizontal	Pass
6620.000	-38.64	14.66	-13.0	-25.64	11.00	Vertical	Horizontal	Pass
12912.400	-38.46	16.43	-13.0	-25.46	303.00	Vertical	Horizontal	Pass

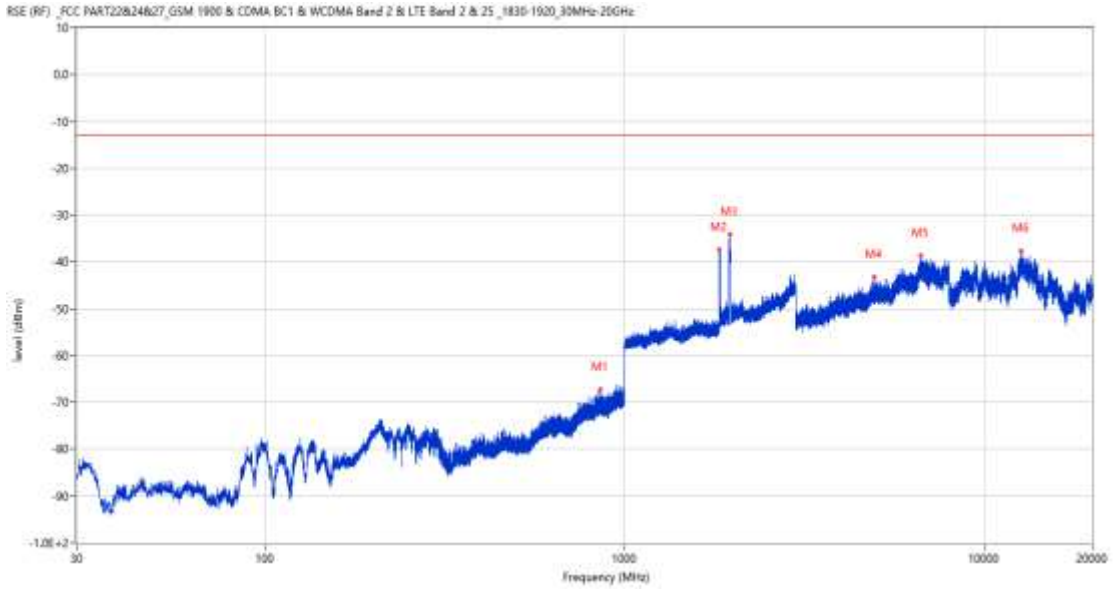
8.6 LTE Band 2 BW20, Middle Channel

RSE-H&H LTE Band 2 BW20 CH18900



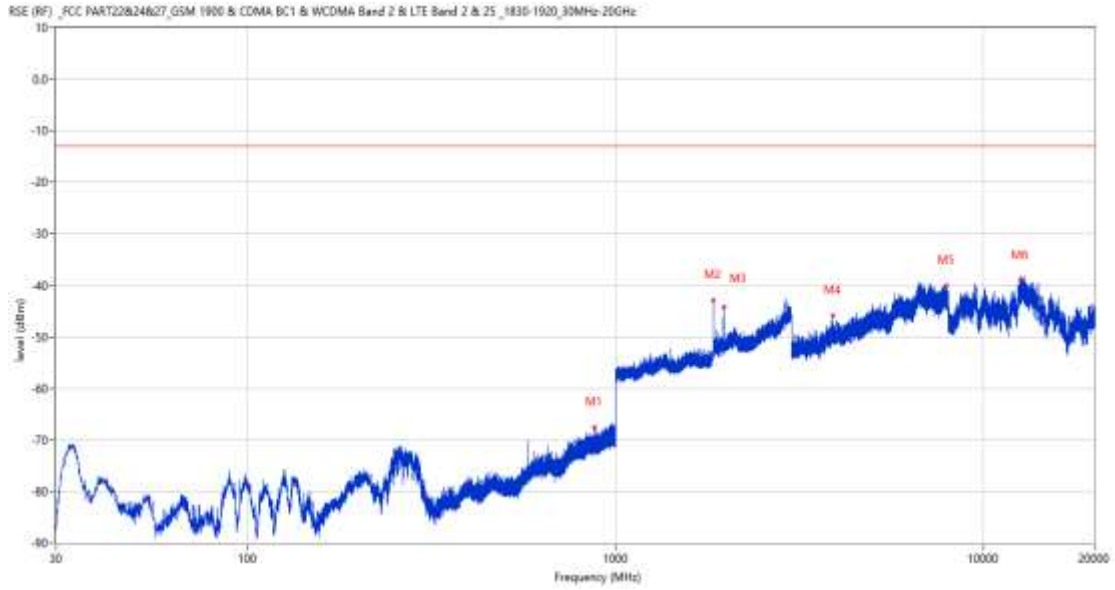
Frequency (MHz)	Result (dBm)	Factor (dB)	PK Limit (dBm)	Over Limit (dB)	Table (o)	ANT	EUT	Verdict
940.054	-67.38	1.44	-13.0	-54.38	251.00	Horizontal	Horizontal	Pass
1836.500	-39.58	1.73	-13.0	-26.58	49.00	Horizontal	Horizontal	N/A
1967.200	-28.49	2.89	-13.0	-15.49	215.00	Horizontal	Horizontal	N/A
3994.750	-46.65	9.21	-13.0	-33.65	216.00	Horizontal	Horizontal	Pass
6878.000	-38.72	14.15	-13.0	-25.72	98.00	Horizontal	Horizontal	Pass
12514.638	-38.07	15.36	-13.0	-25.07	360.00	Horizontal	Horizontal	Pass

RSE-H&V LTE Band 2 BW20 CH18900



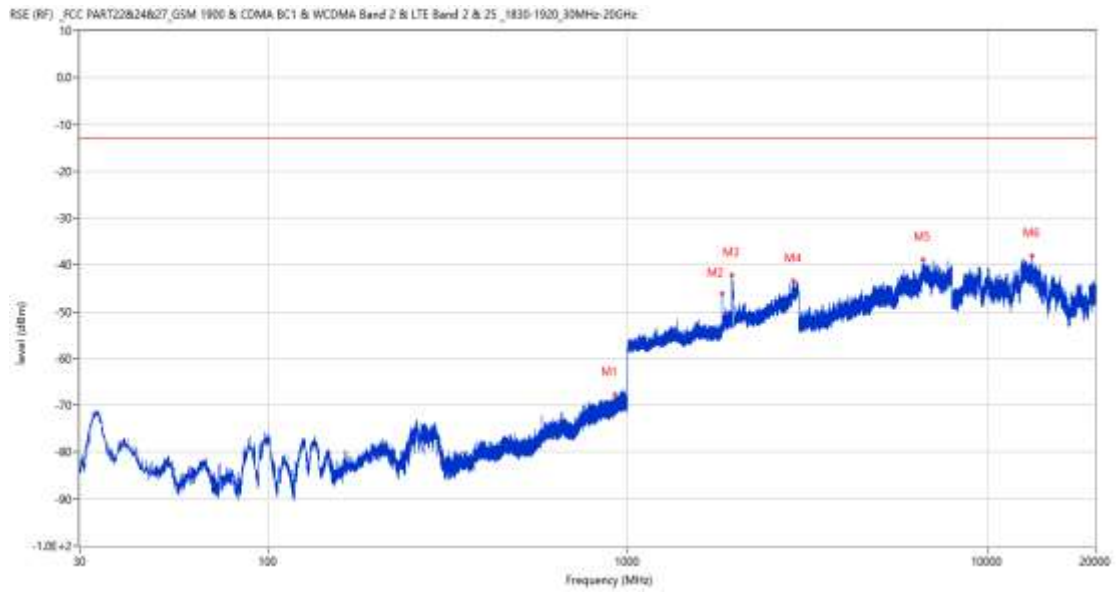
Frequency (MHz)	Result (dBm)	Factor (dB)	PK Limit (dBm)	Over Limit (dB)	Table (o)	ANT	EUT	Verdict
856.779	-67.20	-0.15	-13.0	-54.20	116.00	Horizontal	Vertical	Pass
1839.300	-37.38	2.25	-13.0	-24.38	196.00	Horizontal	Vertical	N/A
1960.600	-34.23	2.80	-13.0	-21.23	214.00	Horizontal	Vertical	N/A
4949.250	-43.20	10.26	-13.0	-30.20	159.00	Horizontal	Vertical	Pass
6656.500	-38.58	15.04	-13.0	-25.58	27.00	Horizontal	Vertical	Pass
12693.238	-37.66	16.42	-13.0	-24.66	80.00	Horizontal	Vertical	Pass

RSE-V&V LTE Band 2 BW20 CH18900



Frequency (MHz)	Result (dBm)	Factor (dB)	PK Limit (dBm)	Over Limit (dB)	Table (o)	ANT	EUT	Verdict
876.810	-67.65	-0.24	-13.0	-54.65	28.00	Vertical	Vertical	Pass
1839.300	-42.88	2.25	-13.0	-29.88	280.00	Vertical	Vertical	N/A
1960.600	-44.26	2.80	-13.0	-31.26	193.00	Vertical	Vertical	N/A
3883.500	-45.98	8.99	-13.0	-32.98	36.00	Vertical	Vertical	Pass
7946.250	-40.13	14.82	-13.0	-27.13	68.00	Vertical	Vertical	Pass
12564.037	-39.02	14.80	-13.0	-26.02	113.00	Vertical	Vertical	Pass

RSE-V&H LTE Band 2 BW20 CH18900

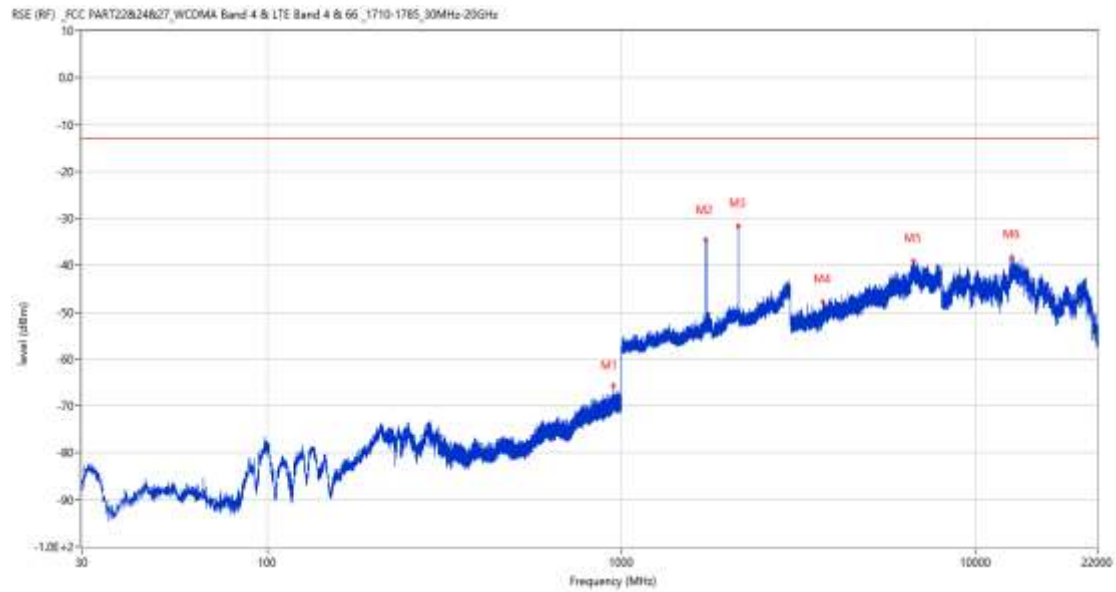


Frequency (MHz)	Result (dBm)	Factor (dB)	PK Limit (dBm)	Over Limit (dB)	Table (o)	ANT	EUT	Verdict
922.497	-67.64	0.56	-13.0	-54.64	331.00	Vertical	Horizontal	Pass
1836.500	-46.11	1.73	-13.0	-33.11	0.00	Vertical	Horizontal	N/A
1956.800	-42.18	2.82	-13.0	-29.18	98.00	Vertical	Horizontal	N/A
2890.900	-43.54	12.06	-13.0	-30.54	67.00	Vertical	Horizontal	Pass
6640.250	-38.97	15.06	-13.0	-25.97	135.00	Vertical	Horizontal	Pass
13364.437	-38.13	16.23	-13.0	-25.13	138.00	Vertical	Horizontal	Pass

9 LTE Band 4

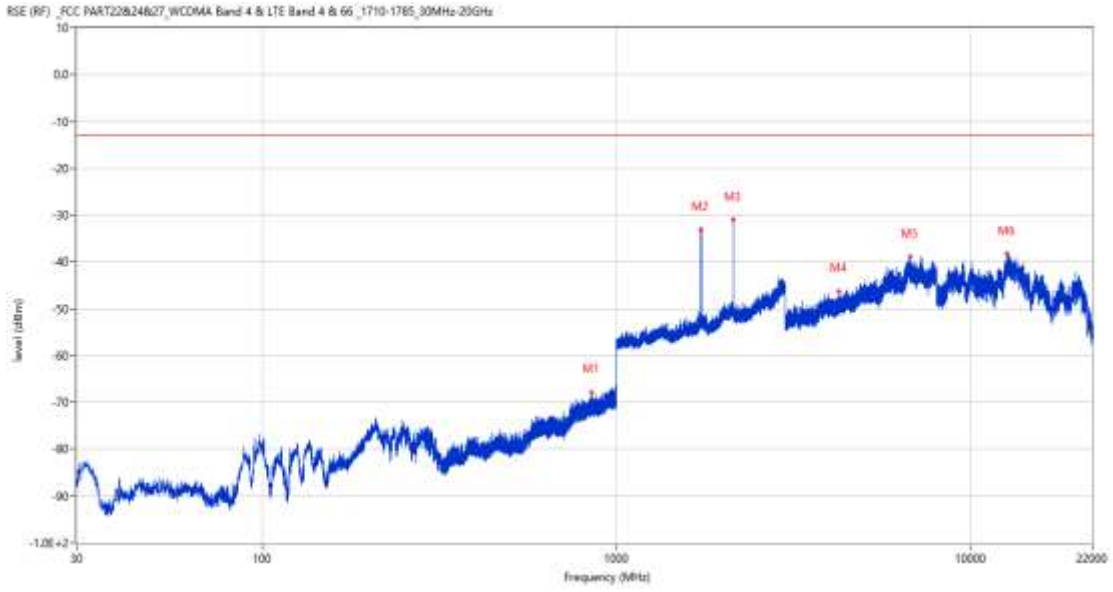
9.1 LTE Band 4 BW1.4, Middle Channel

RSE-H&H LTE Band 4 BW1.4 CH20175



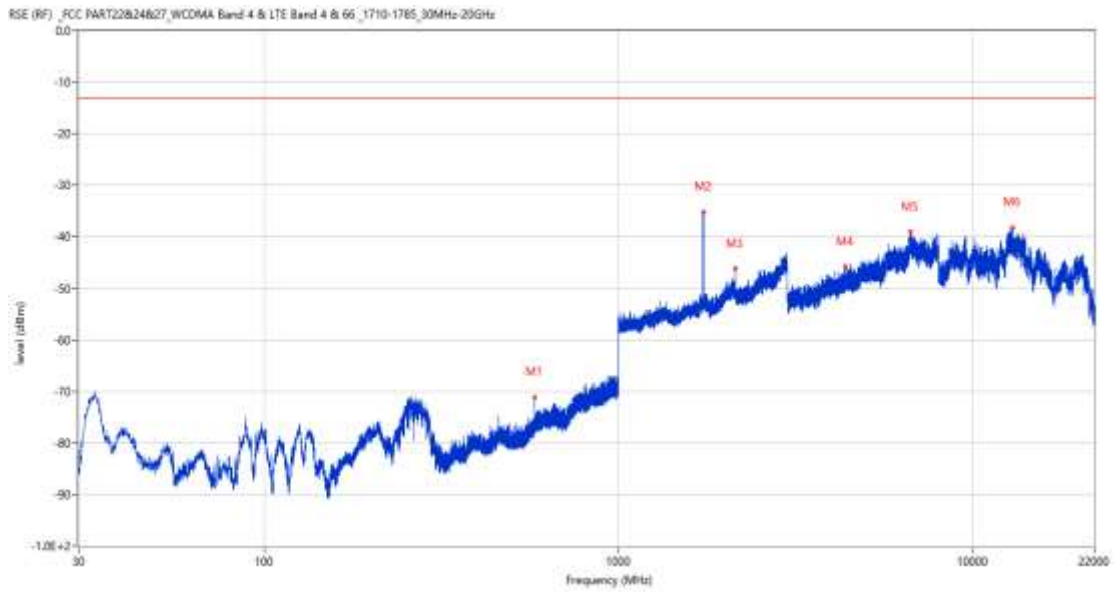
Frequency (MHz)	Result (dBm)	Factor (dB)	PK Limit (dBm)	Over Limit (dB)	Table (o)	ANT	EUT	Verdict
947.814	-65.69	1.67	-13.0	-52.69	179.00	Horizontal	Horizontal	Pass
1732.800	-34.64	2.02	-13.0	-21.64	34.00	Horizontal	Horizontal	N/A
2133.100	-31.66	3.97	-13.0	-18.66	134.00	Horizontal	Horizontal	N/A
3703.000	-47.87	7.63	-13.0	-34.87	198.00	Horizontal	Horizontal	Pass
6678.250	-39.12	14.56	-13.0	-26.12	230.00	Horizontal	Horizontal	Pass
12668.300	-38.18	15.99	-13.0	-25.18	179.00	Horizontal	Horizontal	Pass

RSE-H&V LTE Band 4 BW1.4 CH20175



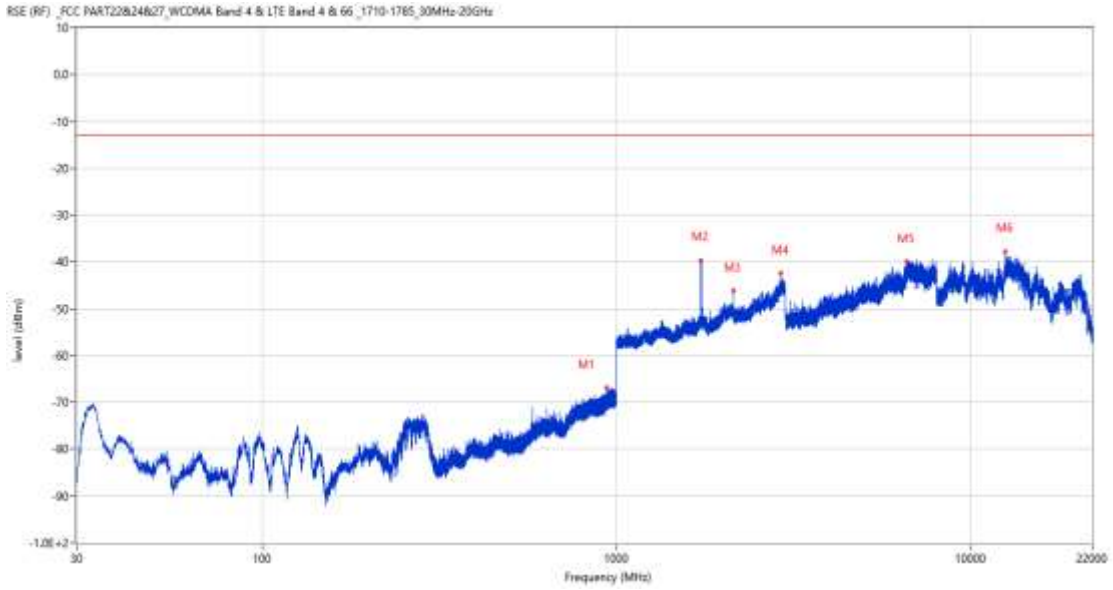
Frequency (MHz)	Result (dBm)	Factor (dB)	PK Limit (dBm)	Over Limit (dB)	Table (o)	ANT	EUT	Verdict
851.638	-67.92	-0.19	-13.0	-54.92	96.00	Horizontal	Vertical	Pass
1732.600	-33.18	2.02	-13.0	-20.18	169.00	Horizontal	Vertical	N/A
2133.000	-31.10	3.97	-13.0	-18.10	200.00	Horizontal	Vertical	N/A
4246.000	-46.34	8.93	-13.0	-33.34	0.00	Horizontal	Vertical	Pass
6719.750	-38.86	15.61	-13.0	-25.86	332.00	Horizontal	Vertical	Pass
12629.349	-38.23	15.48	-13.0	-25.23	83.00	Horizontal	Vertical	Pass

RSE-V&V LTE Band 4 BW1.4 CH20175



Frequency (MHz)	Result (dBm)	Factor (dB)	PK Limit (dBm)	Over Limit (dB)	Table (o)	ANT	EUT	Verdict
579.020	-71.11	-5.72	-13.0	-58.11	358.00	Vertical	Vertical	Pass
1732.900	-35.20	2.02	-13.0	-22.20	291.00	Vertical	Vertical	N/A
2133.500	-46.14	3.95	-13.0	-33.14	144.00	Vertical	Vertical	N/A
4367.750	-45.82	9.26	-13.0	-32.82	209.00	Vertical	Vertical	Pass
6672.250	-38.92	14.61	-13.0	-25.92	160.00	Vertical	Vertical	Pass
12893.375	-38.25	16.57	-13.0	-25.25	60.00	Vertical	Vertical	Pass

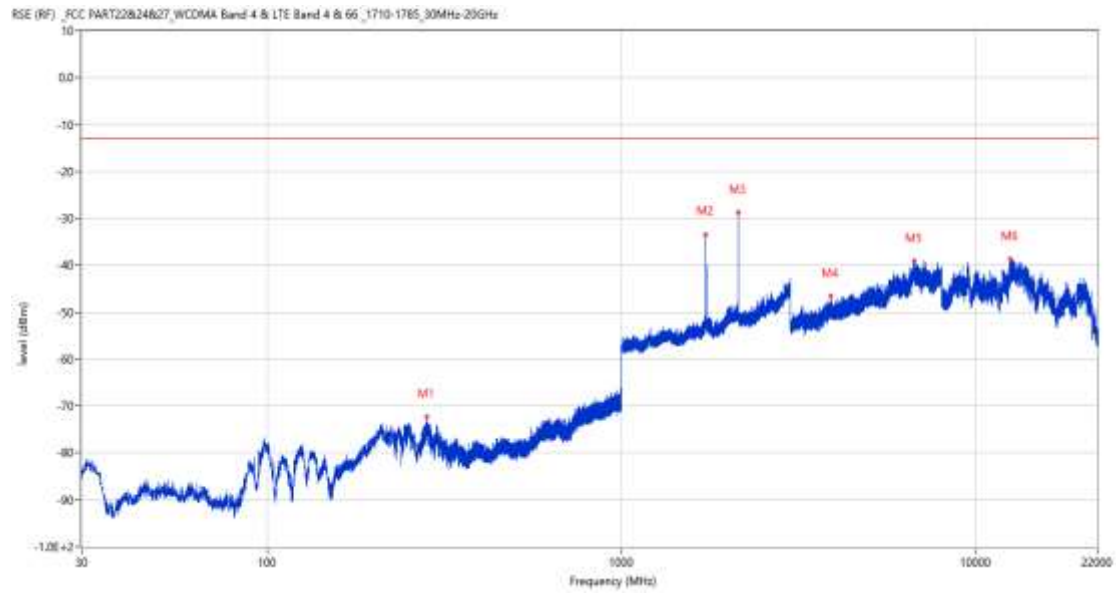
RSE-V&H LTE Band 4 BW1.4 CH20175



Frequency (MHz)	Result (dBm)	Factor (dB)	PK Limit (dBm)	Over Limit (dB)	Table (o)	ANT	EUT	Verdict
938.648	-66.80	1.29	-13.0	-53.80	262.00	Vertical	Horizontal	Pass
1732.800	-39.63	2.02	-13.0	-26.63	328.00	Vertical	Horizontal	N/A
2133.300	-46.20	3.96	-13.0	-33.20	172.00	Vertical	Horizontal	N/A
2914.000	-42.47	11.07	-13.0	-29.47	328.00	Vertical	Horizontal	Pass
6594.250	-39.88	14.29	-13.0	-26.88	209.00	Vertical	Horizontal	Pass
12516.062	-37.95	15.33	-13.0	-24.95	119.00	Vertical	Horizontal	Pass

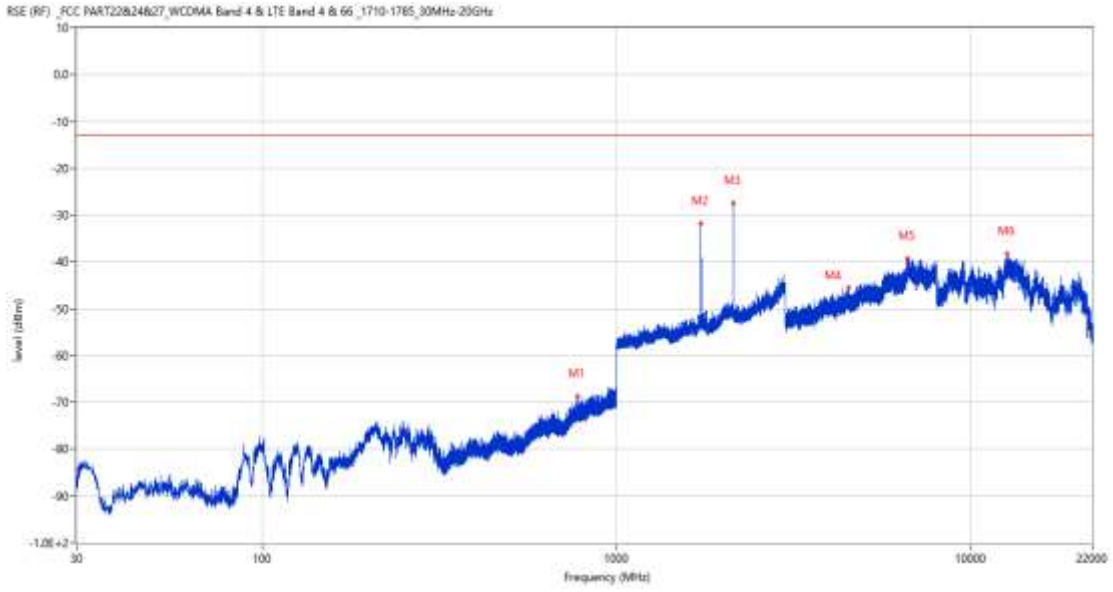
9.2 LTE Band 4 BW3, Middle Channel

RSE-H&H LTE Band 4 BW3 CH20175



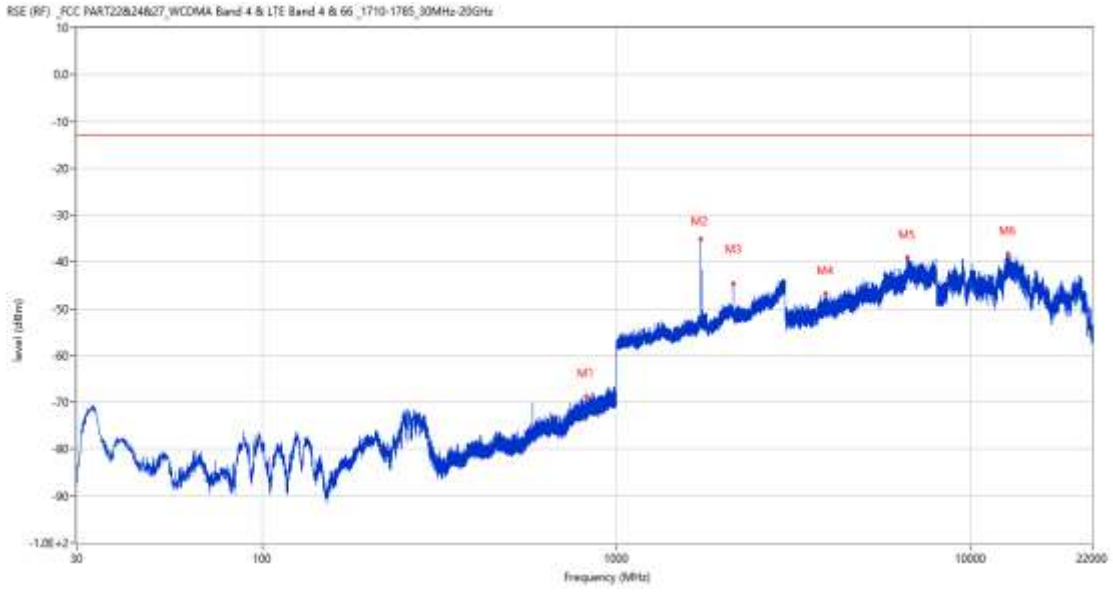
Frequency (MHz)	Result (dBm)	Factor (dB)	PK Limit (dBm)	Over Limit (dB)	Table (o)	ANT	EUT	Verdict
282.539	-72.31	-13.44	-13.0	-59.31	249.00	Horizontal	Horizontal	Pass
1732.000	-33.44	2.02	-13.0	-20.44	28.00	Horizontal	Horizontal	N/A
2133.500	-28.77	3.95	-13.0	-15.77	218.00	Horizontal	Horizontal	N/A
3900.750	-46.54	9.23	-13.0	-33.54	360.00	Horizontal	Horizontal	Pass
6707.000	-39.16	15.62	-13.0	-26.16	258.00	Horizontal	Horizontal	Pass
12497.299	-38.74	15.57	-13.0	-25.74	120.00	Horizontal	Horizontal	Pass

RSE-H&V LTE Band 4 BW3 CH20175



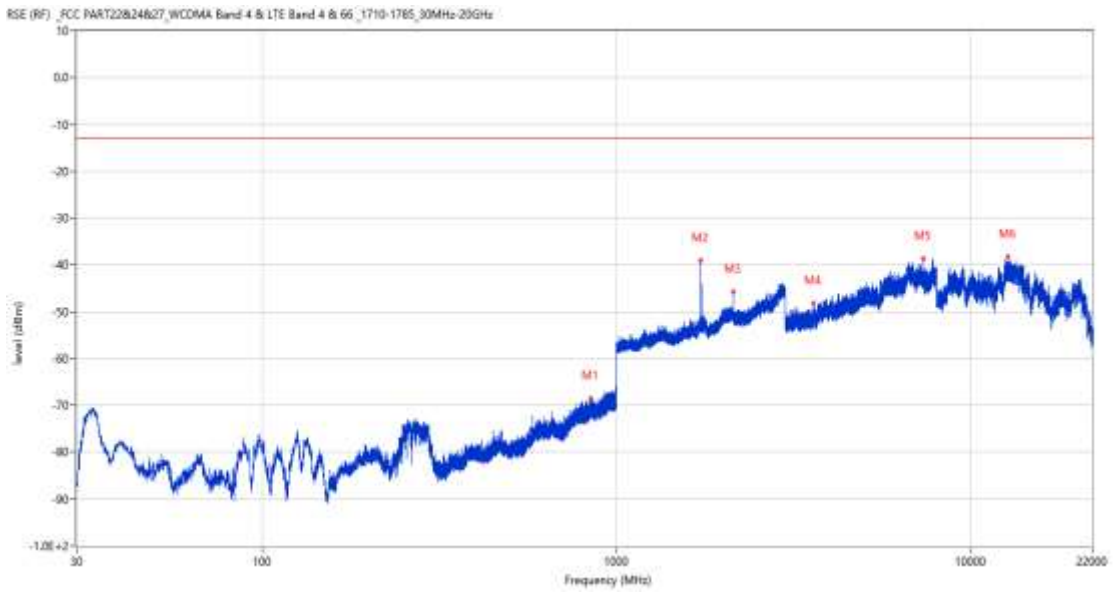
Frequency (MHz)	Result (dBm)	Factor (dB)	PK Limit (dBm)	Over Limit (dB)	Table (o)	ANT	EUT	Verdict
776.948	-68.65	-1.39	-13.0	-55.65	312.00	Horizontal	Vertical	Pass
1732.000	-31.90	2.02	-13.0	-18.90	161.00	Horizontal	Vertical	N/A
2132.500	-27.55	3.97	-13.0	-14.55	204.00	Horizontal	Vertical	N/A
4525.000	-45.47	10.36	-13.0	-32.47	353.00	Horizontal	Vertical	Pass
6638.000	-39.23	15.03	-13.0	-26.23	254.00	Horizontal	Vertical	Pass
12663.312	-38.18	15.90	-13.0	-25.18	3.00	Horizontal	Vertical	Pass

RSE-V&V LTE Band 4 BW3 CH20175



Frequency (MHz)	Result (dBm)	Factor (dB)	PK Limit (dBm)	Over Limit (dB)	Table (o)	ANT	EUT	Verdict
820.647	-68.74	-1.09	-13.0	-55.74	80.00	Vertical	Vertical	Pass
1731.800	-35.12	2.02	-13.0	-22.12	290.00	Vertical	Vertical	N/A
2133.700	-44.66	3.97	-13.0	-31.66	241.00	Vertical	Vertical	N/A
3894.250	-46.83	9.13	-13.0	-33.83	267.00	Vertical	Vertical	Pass
6626.500	-39.13	14.72	-13.0	-26.13	350.00	Vertical	Vertical	Pass
12693.713	-38.37	16.43	-13.0	-25.37	241.00	Vertical	Vertical	Pass

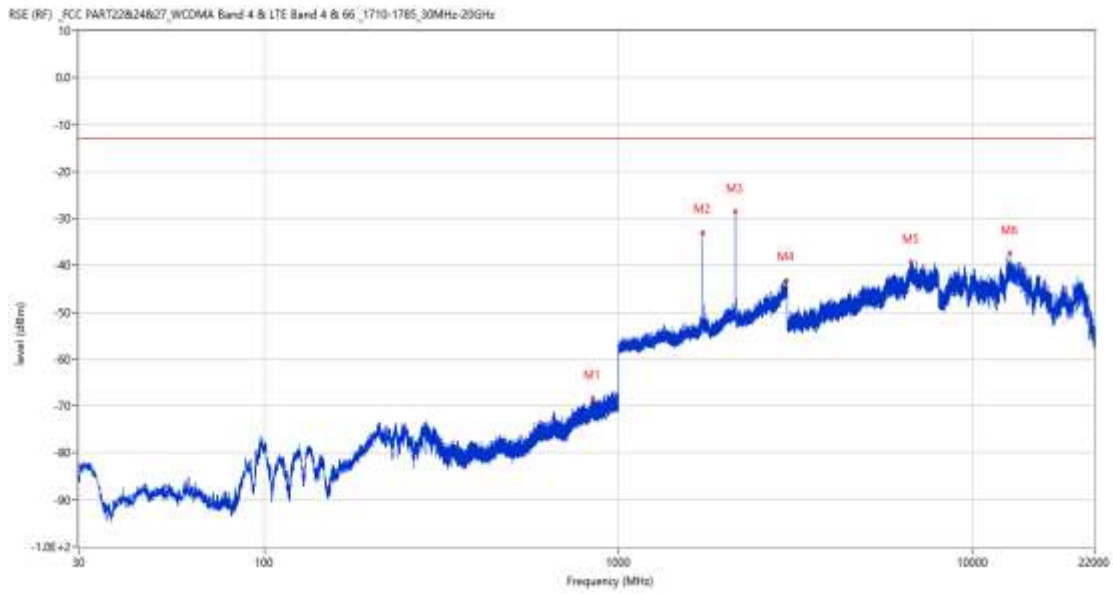
RSE-V&H LTE Band 4 BW3 CH20175



Frequency (MHz)	Result (dBm)	Factor (dB)	PK Limit (dBm)	Over Limit (dB)	Table (o)	ANT	EUT	Verdict
846.110	-68.50	-0.12	-13.0	-55.50	75.00	Vertical	Horizontal	Pass
1731.900	-39.17	2.02	-13.0	-26.17	330.00	Vertical	Horizontal	N/A
2134.000	-45.81	4.02	-13.0	-32.81	123.00	Vertical	Horizontal	N/A
3587.500	-48.14	7.25	-13.0	-35.14	0.00	Vertical	Horizontal	Pass
7334.250	-38.60	14.12	-13.0	-25.60	298.00	Vertical	Horizontal	Pass
12691.338	-38.29	16.39	-13.0	-25.29	254.00	Vertical	Horizontal	Pass

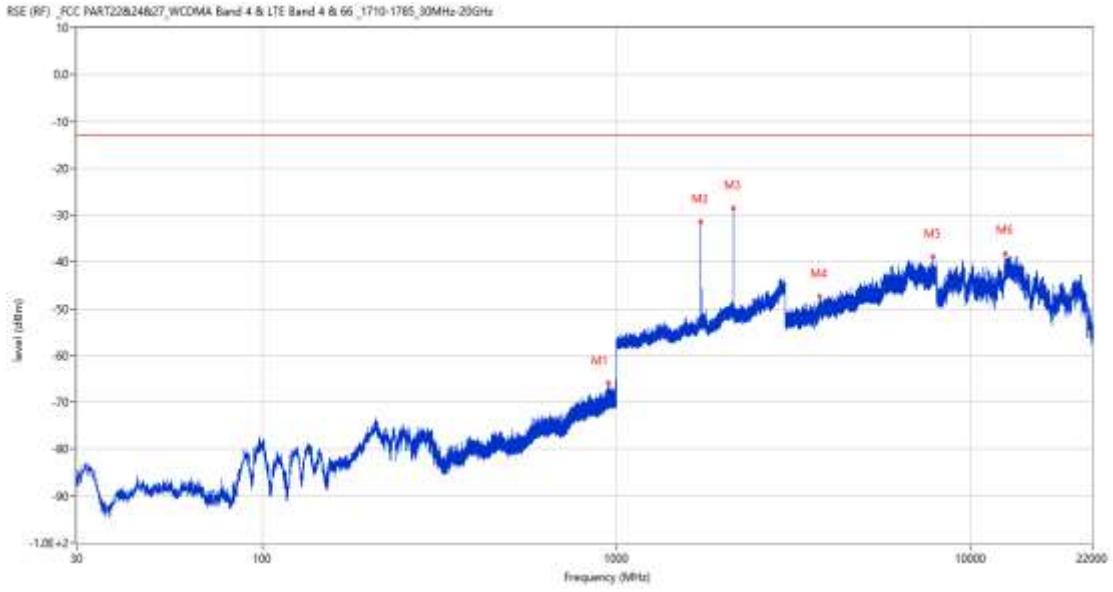
9.3 LTE Band 4 BW5, Middle Channel

RSE-H&H LTE Band 4 BW5 CH20175



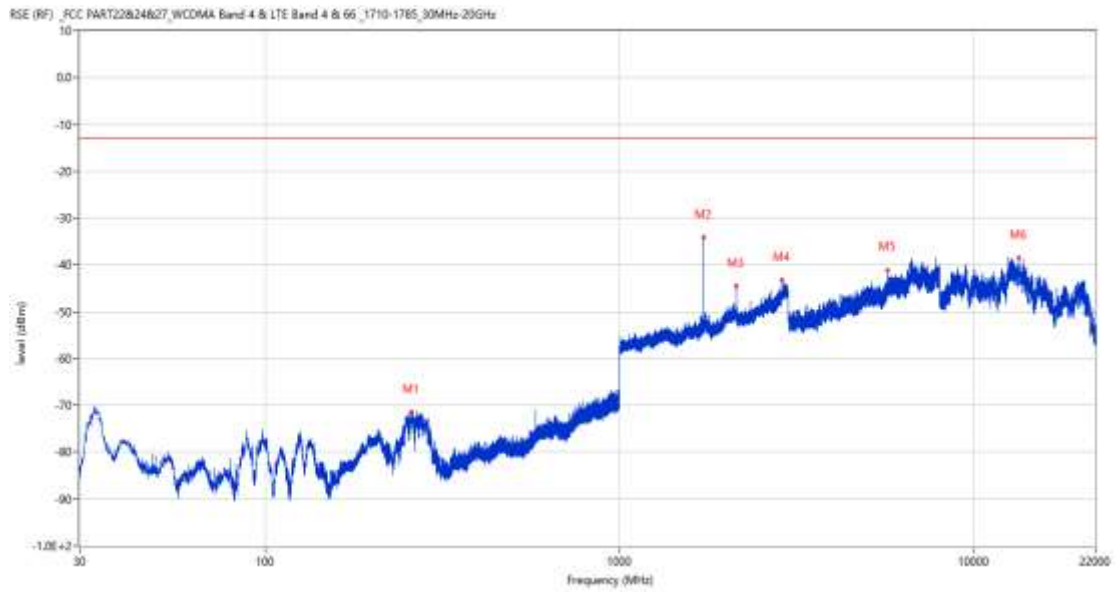
Frequency (MHz)	Result (dBm)	Factor (dB)	PK Limit (dBm)	Over Limit (dB)	Table (o)	ANT	EUT	Verdict
844.121	-68.36	-0.15	-13.0	-55.36	285.00	Horizontal	Horizontal	Pass
1731.100	-33.05	2.02	-13.0	-20.05	233.00	Horizontal	Horizontal	N/A
2132.400	-28.60	3.96	-13.0	-15.60	220.00	Horizontal	Horizontal	N/A
2970.300	-43.26	11.29	-13.0	-30.26	307.00	Horizontal	Horizontal	Pass
6699.250	-39.22	15.32	-13.0	-26.22	0.00	Horizontal	Horizontal	Pass
12713.662	-37.35	16.39	-13.0	-24.35	160.00	Horizontal	Horizontal	Pass

RSE-H&V LTE Band 4 BW5 CH20175



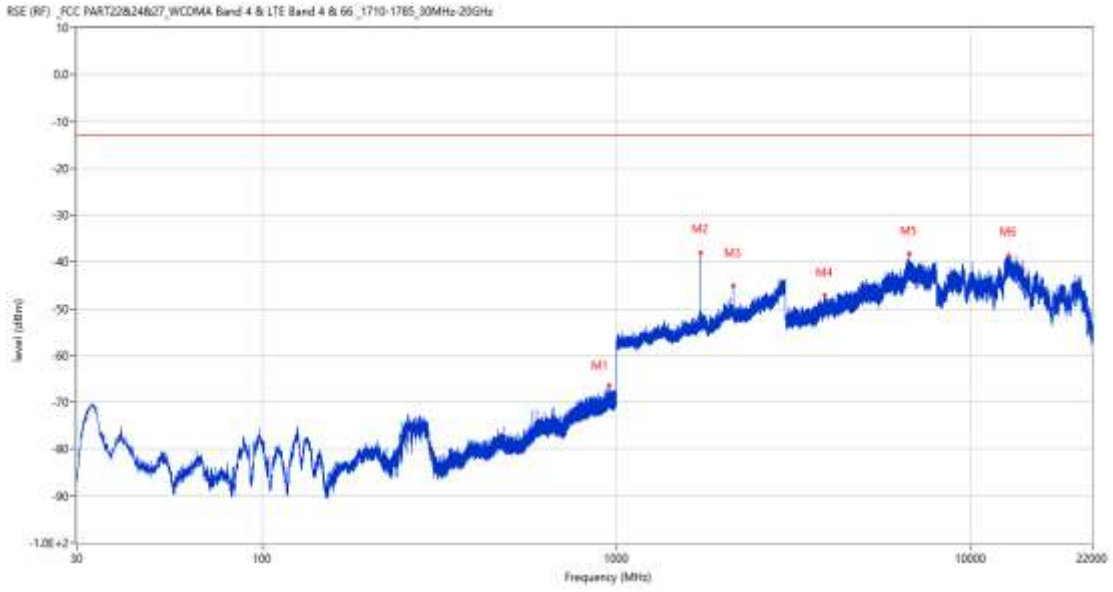
Frequency (MHz)	Result (dBm)	Factor (dB)	PK Limit (dBm)	Over Limit (dB)	Table (o)	ANT	EUT	Verdict
946.359	-65.73	1.50	-13.0	-52.73	360.00	Horizontal	Vertical	Pass
1731.100	-31.49	2.02	-13.0	-18.49	166.00	Horizontal	Vertical	N/A
2133.300	-28.46	3.96	-13.0	-15.46	120.00	Horizontal	Vertical	N/A
3729.500	-47.44	7.47	-13.0	-34.44	332.00	Horizontal	Vertical	Pass
7808.000	-38.85	16.04	-13.0	-25.85	112.00	Horizontal	Vertical	Pass
12477.587	-38.24	14.91	-13.0	-25.24	226.00	Horizontal	Vertical	Pass

RSE-V&V LTE Band 4 BW5 CH20175



Frequency (MHz)	Result (dBm)	Factor (dB)	PK Limit (dBm)	Over Limit (dB)	Table (o)	ANT	EUT	Verdict
259.065	-71.44	-15.28	-13.0	-58.44	334.00	Vertical	Vertical	Pass
1731.100	-34.11	2.02	-13.0	-21.11	297.00	Vertical	Vertical	N/A
2133.400	-44.58	3.95	-13.0	-31.58	205.00	Vertical	Vertical	N/A
2875.300	-43.27	10.47	-13.0	-30.27	217.00	Vertical	Vertical	Pass
5720.000	-41.23	12.13	-13.0	-28.23	360.00	Vertical	Vertical	Pass
13387.325	-38.45	16.31	-13.0	-25.45	246.00	Vertical	Vertical	Pass

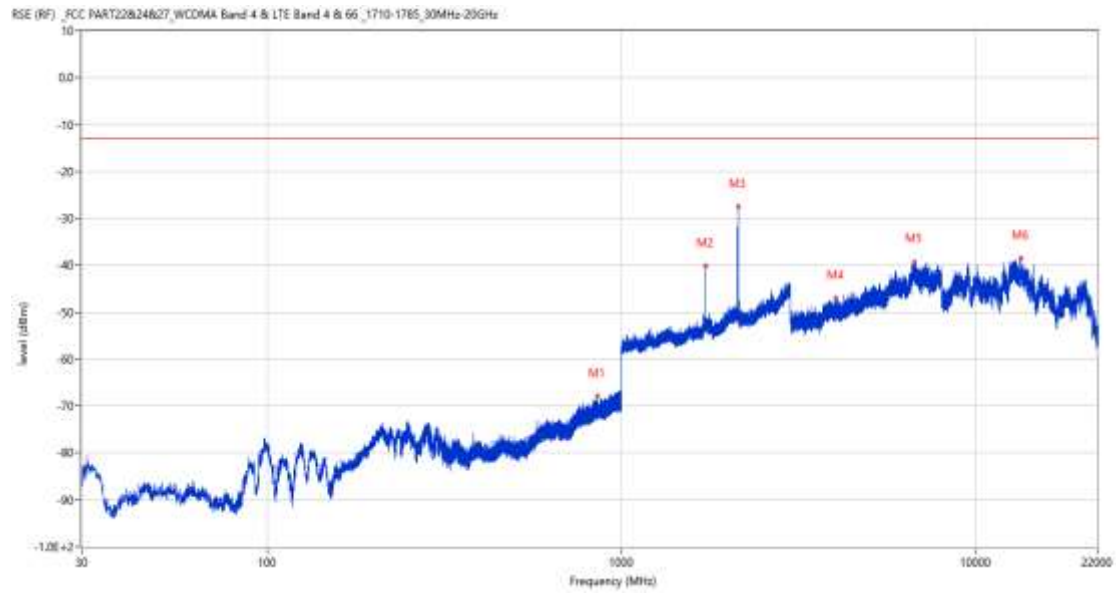
RSE-V&H LTE Band 4 BW5 CH20175



Frequency (MHz)	Result (dBm)	Factor (dB)	PK Limit (dBm)	Over Limit (dB)	Table (o)	ANT	EUT	Verdict
955.186	-66.50	1.74	-13.0	-53.50	13.00	Vertical	Horizontal	Pass
1731.000	-38.04	2.02	-13.0	-25.04	313.00	Vertical	Horizontal	N/A
2134.500	-45.16	4.07	-13.0	-32.16	116.00	Vertical	Horizontal	N/A
3860.000	-47.10	8.82	-13.0	-34.10	167.00	Vertical	Horizontal	Pass
6703.750	-38.37	15.51	-13.0	-25.37	117.00	Vertical	Horizontal	Pass
12787.463	-38.71	15.87	-13.0	-25.71	0.00	Vertical	Horizontal	Pass

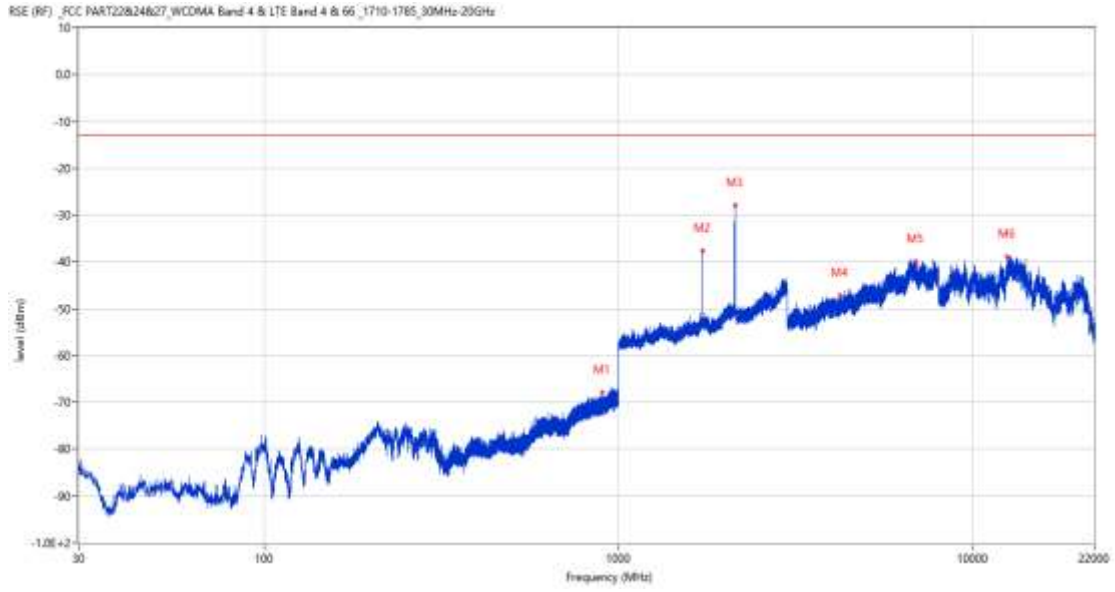
9.4 LTE Band 4 BW10, Middle Channel

RSE-H&H LTE Band 4 BW10 CH20175



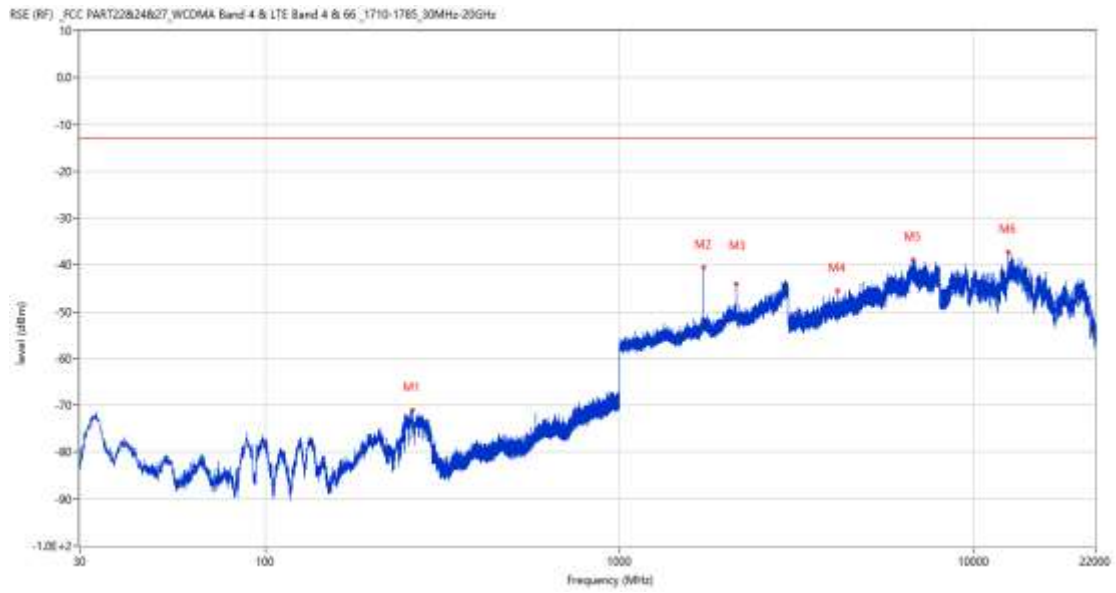
Frequency (MHz)	Result (dBm)	Factor (dB)	PK Limit (dBm)	Over Limit (dB)	Table (o)	ANT	EUT	Verdict
854.451	-67.79	-0.16	-13.0	-54.79	0.00	Horizontal	Horizontal	Pass
1728.800	-40.10	2.02	-13.0	-27.10	242.00	Horizontal	Horizontal	N/A
2132.700	-27.46	3.98	-13.0	-14.46	135.00	Horizontal	Horizontal	N/A
4027.250	-47.03	9.14	-13.0	-34.03	250.00	Horizontal	Horizontal	Pass
6711.250	-39.25	15.62	-13.0	-26.25	356.00	Horizontal	Horizontal	Pass
13401.201	-38.40	16.34	-13.0	-25.40	136.00	Horizontal	Horizontal	Pass

RSE-H&V LTE Band 4 BW10 CH20175



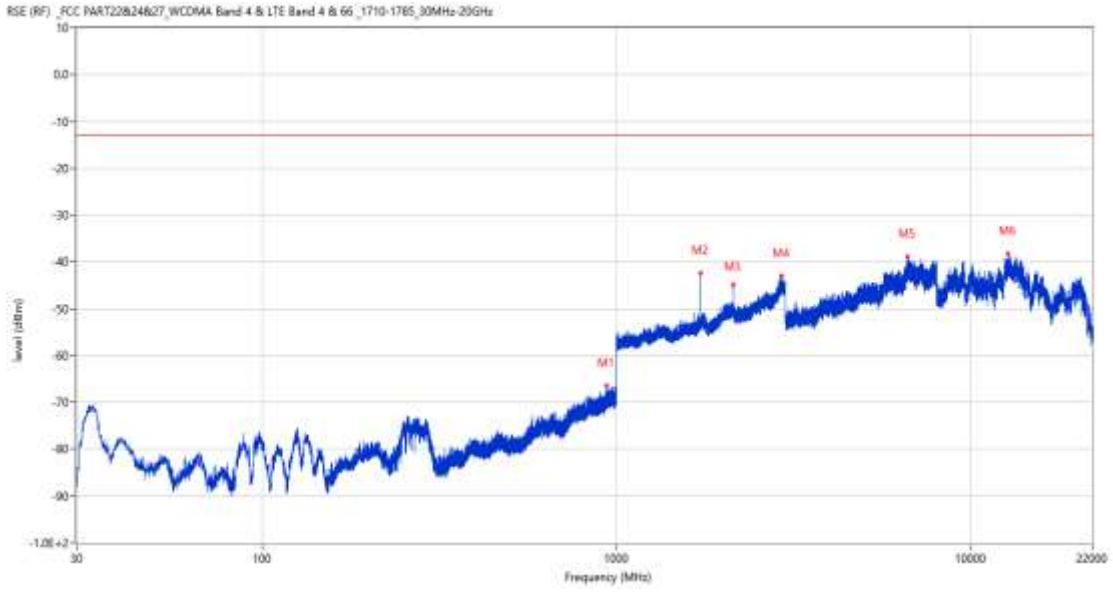
Frequency (MHz)	Result (dBm)	Factor (dB)	PK Limit (dBm)	Over Limit (dB)	Table (o)	ANT	EUT	Verdict
900.138	-67.96	0.02	-13.0	-54.96	359.00	Horizontal	Vertical	Pass
1728.700	-37.61	2.02	-13.0	-24.61	170.00	Horizontal	Vertical	N/A
2135.000	-27.93	3.99	-13.0	-14.93	115.00	Horizontal	Vertical	N/A
4208.000	-47.27	8.37	-13.0	-34.27	79.00	Horizontal	Vertical	Pass
6893.250	-39.87	14.09	-13.0	-26.87	202.00	Horizontal	Vertical	Pass
12516.062	-38.87	15.33	-13.0	-25.87	108.00	Horizontal	Vertical	Pass

RSE-V&H LTE Band 4 BW10 CH20175



Frequency (MHz)	Result (dBm)	Factor (dB)	PK Limit (dBm)	Over Limit (dB)	Table (o)	ANT	EUT	Verdict
260.084	-70.97	-15.33	-13.0	-57.97	330.00	Vertical	Vertical	Pass
1728.900	-40.54	2.02	-13.0	-27.54	288.00	Vertical	Vertical	N/A
2134.900	-44.14	4.00	-13.0	-31.14	152.00	Vertical	Vertical	N/A
4130.500	-45.59	8.65	-13.0	-32.59	46.00	Vertical	Vertical	Pass
6735.500	-38.83	15.26	-13.0	-25.83	280.00	Vertical	Vertical	Pass
12503.000	-37.30	15.60	-13.0	-24.30	87.00	Vertical	Vertical	Pass

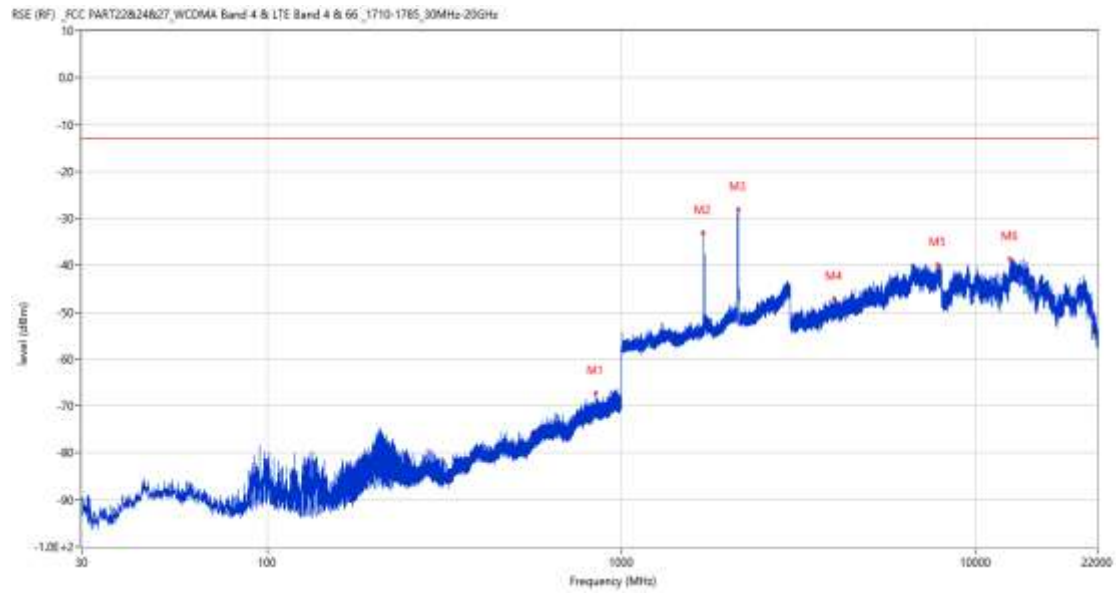
RSE-V&V LTE Band 4 BW10 CH20175



Frequency (MHz)	Result (dBm)	Factor (dB)	PK Limit (dBm)	Over Limit (dB)	Table (o)	ANT	EUT	Verdict
935.543	-66.36	1.25	-13.0	-53.36	122.00	Vertical	Horizontal	Pass
1728.900	-42.42	2.02	-13.0	-29.42	329.00	Vertical	Horizontal	N/A
2132.400	-44.84	3.96	-13.0	-31.84	121.00	Vertical	Horizontal	N/A
2918.700	-43.12	11.46	-13.0	-30.12	213.00	Vertical	Horizontal	Pass
6633.750	-38.92	14.89	-13.0	-25.92	30.00	Vertical	Horizontal	Pass
12671.625	-38.36	16.05	-13.0	-25.36	38.00	Vertical	Horizontal	Pass

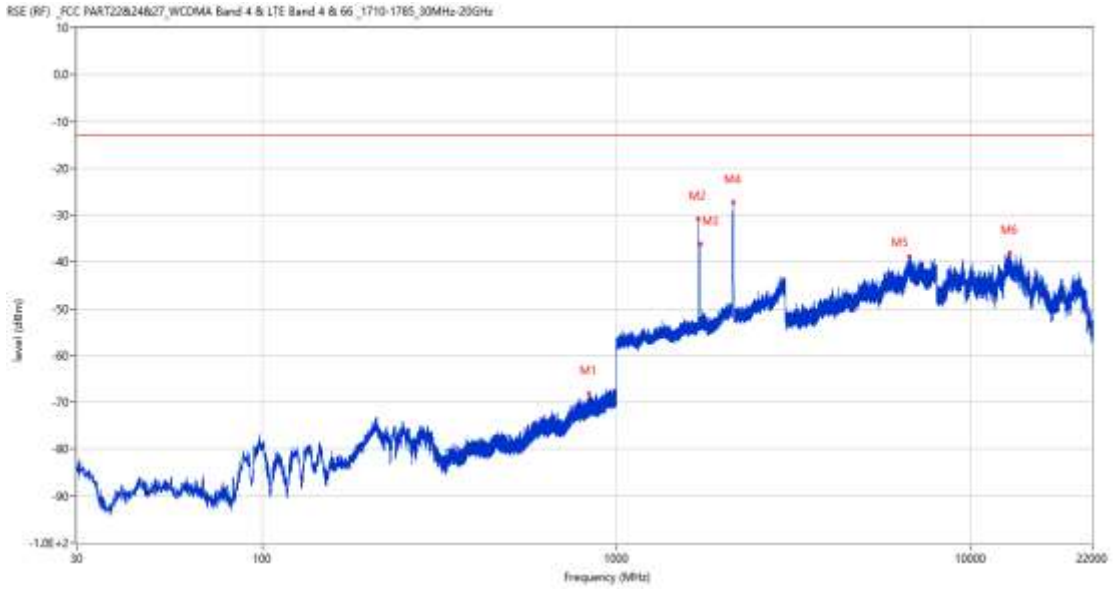
9.5 LTE Band 4 BW15, Middle Channel

RSE-H&H LTE Band 4 BW15 CH20175



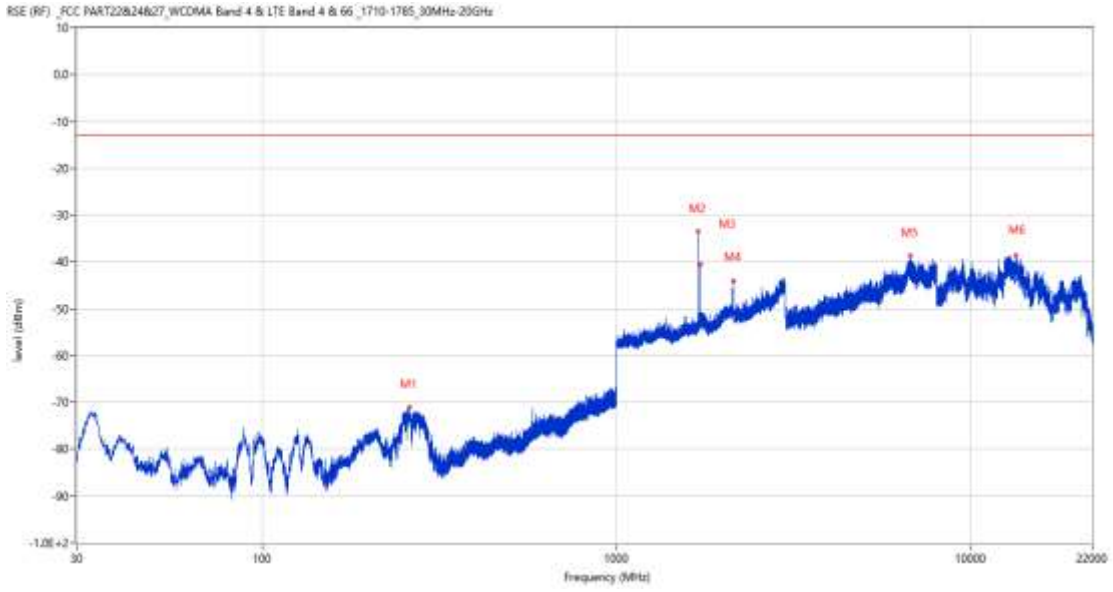
Frequency (MHz)	Result (dBm)	Factor (dB)	PK Limit (dBm)	Over Limit (dB)	Table (o)	ANT	EUT	Verdict
846.255	-67.30	-0.12	-13.0	-54.30	296.00	Horizontal	Horizontal	Pass
1700.000	-33.09	1.92	-13.0	-20.09	227.00	Horizontal	Horizontal	N/A
2139.200	-28.05	3.82	-13.0	-15.05	128.00	Horizontal	Horizontal	N/A
3985.000	-47.22	9.26	-13.0	-34.22	112.00	Horizontal	Horizontal	Pass
7828.500	-40.02	15.84	-13.0	-27.02	214.00	Horizontal	Horizontal	Pass
12503.000	-38.78	15.60	-13.0	-25.78	360.00	Horizontal	Horizontal	Pass

RSE-H&V LTE Band 4 BW15 CH20175



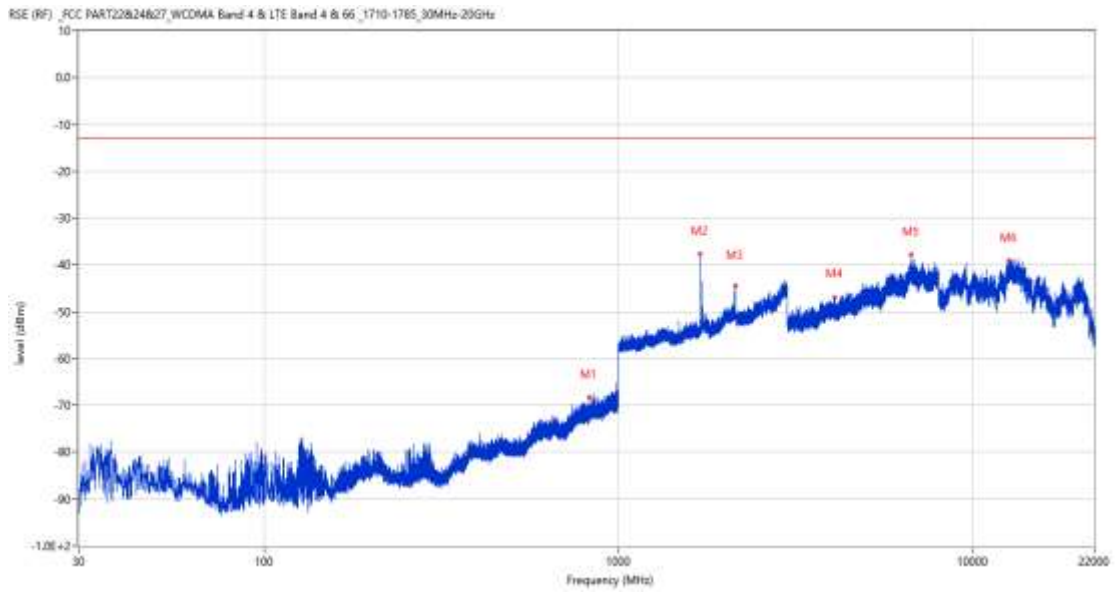
Frequency (MHz)	Result (dBm)	Factor (dB)	PK Limit (dBm)	Over Limit (dB)	Table (o)	ANT	EUT	Verdict
837.331	-68.12	-0.27	-13.0	-55.12	88.00	Horizontal	Vertical	Pass
1699.900	-30.82	1.88	-13.0	-17.82	166.00	Horizontal	Vertical	Pass
1726.600	-36.21	2.01	-13.0	-23.21	166.00	Horizontal	Vertical	N/A
2136.300	-27.32	3.86	-13.0	-14.32	203.00	Horizontal	Vertical	N/A
6696.250	-38.94	15.12	-13.0	-25.94	172.00	Horizontal	Vertical	Pass
12886.901	-38.03	16.39	-13.0	-25.03	153.00	Horizontal	Vertical	Pass

RSE-V&V LTE Band 4 BW15 CH20175



Frequency (MHz)	Result (dBm)	Factor (dB)	PK Limit (dBm)	Over Limit (dB)	Table (o)	ANT	EUT	Verdict
259.841	-71.09	-15.31	-13.0	-58.09	331.00	Vertical	Vertical	Pass
1700.000	-33.54	1.92	-13.0	-20.54	291.00	Vertical	Vertical	Pass
1726.500	-40.52	2.01	-13.0	-27.52	33.00	Vertical	Vertical	N/A
2136.500	-44.12	3.86	-13.0	-31.12	194.00	Vertical	Vertical	N/A
6729.500	-38.73	15.35	-13.0	-25.73	61.00	Vertical	Vertical	Pass
13369.287	-38.71	16.25	-13.0	-25.71	15.00	Vertical	Vertical	Pass

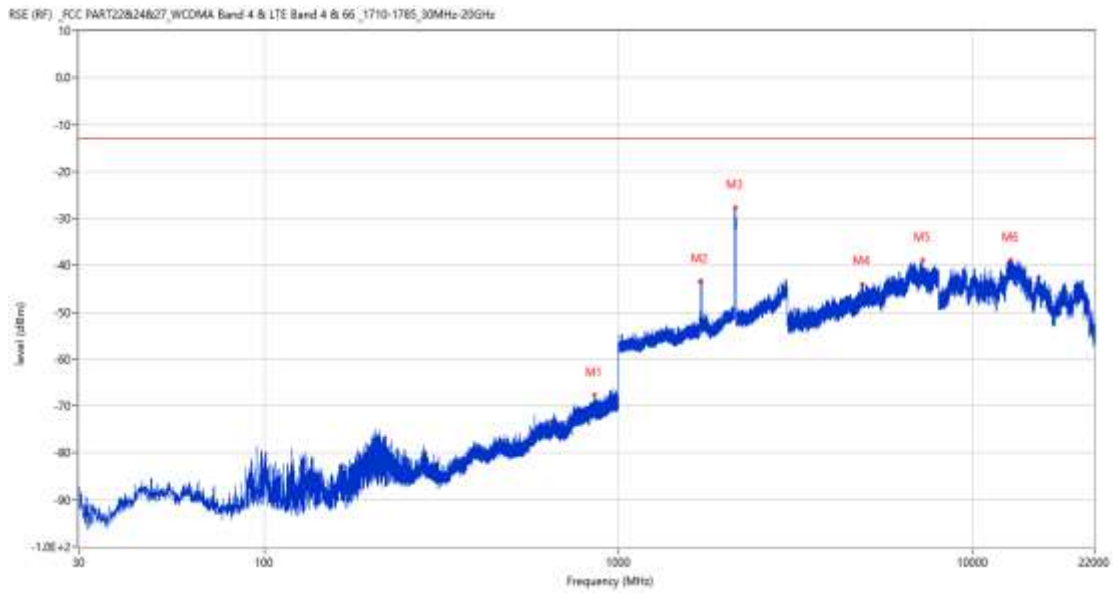
RSE-V&H LTE Band 4 BW15 CH20175



Frequency (MHz)	Result (dBm)	Factor (dB)	PK Limit (dBm)	Over Limit (dB)	Table (o)	ANT	EUT	Verdict
825.109	-68.21	-0.84	-13.0	-55.21	184.00	Vertical	Horizontal	Pass
1699.900	-37.75	1.88	-13.0	-24.75	338.00	Vertical	Horizontal	Pass
2137.900	-44.52	3.81	-13.0	-31.52	122.00	Vertical	Horizontal	N/A
4073.250	-47.06	8.92	-13.0	-34.06	283.00	Vertical	Horizontal	Pass
6692.500	-37.89	14.87	-13.0	-24.89	181.00	Vertical	Horizontal	Pass
12646.688	-39.08	15.64	-13.0	-26.08	360.00	Vertical	Horizontal	Pass

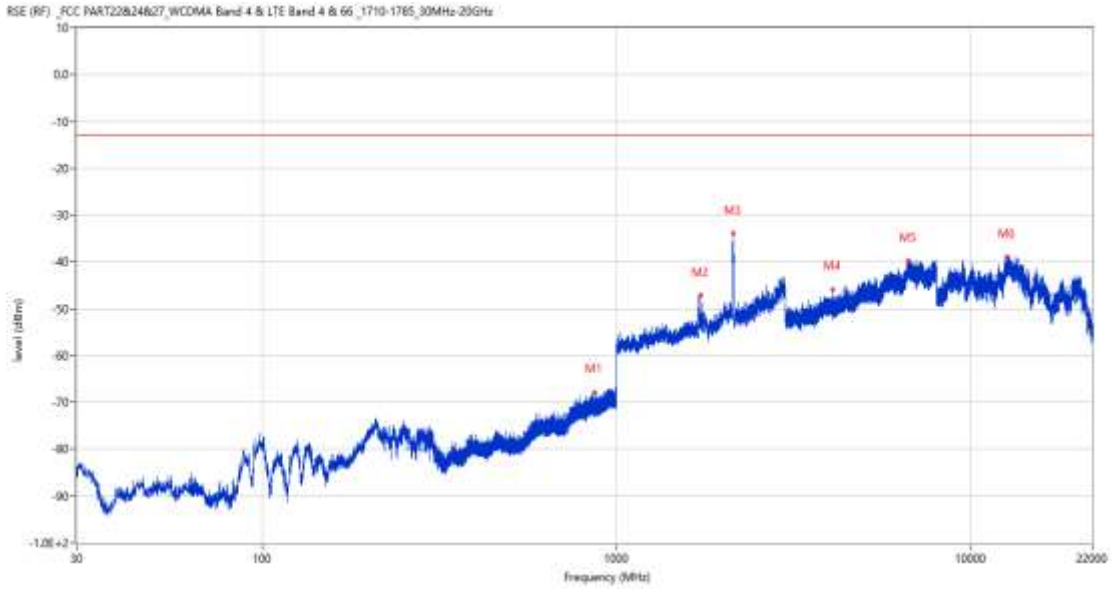
9.6 LTE Band 4 BW20, Middle Channel

RSE-H&H LTE Band 4 BW20 CH20175



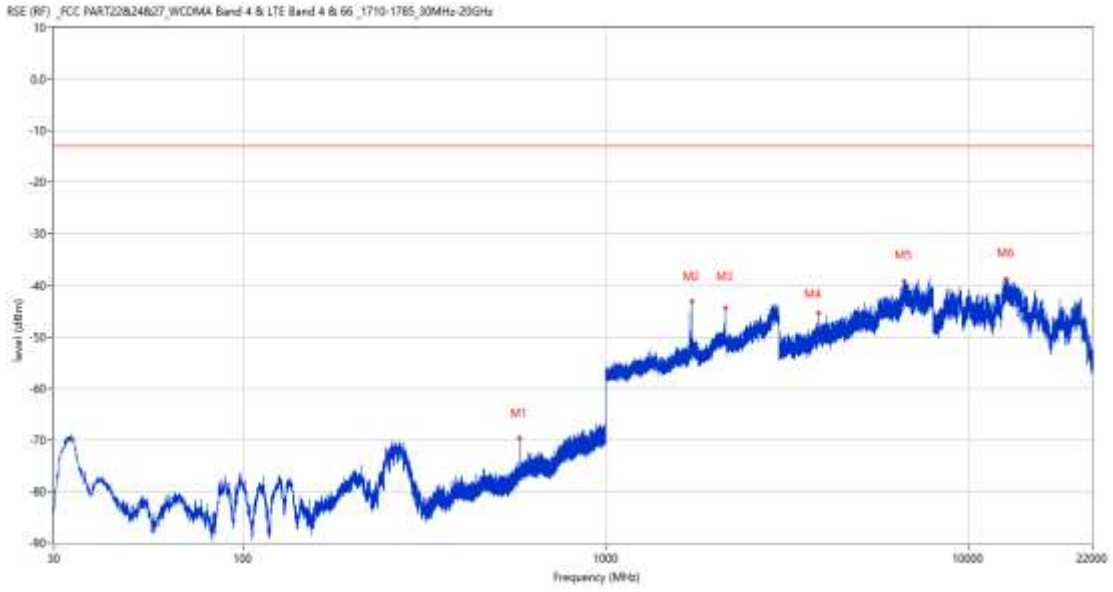
Frequency (MHz)	Result (dBm)	Factor (dB)	PK Limit (dBm)	Over Limit (dB)	Table (o)	ANT	EUT	Verdict
853.045	-67.65	-0.29	-13.0	-54.65	245.00	Horizontal	Horizontal	Pass
1702.700	-43.53	1.97	-13.0	-30.53	39.00	Horizontal	Horizontal	Pass
2134.500	-27.79	4.07	-13.0	-14.79	221.00	Horizontal	Horizontal	N/A
4857.250	-43.99	10.15	-13.0	-30.99	281.00	Horizontal	Horizontal	Pass
7221.000	-38.90	13.86	-13.0	-25.90	360.00	Horizontal	Horizontal	Pass
12782.838	-38.99	15.88	-13.0	-25.99	318.00	Horizontal	Horizontal	Pass

RSE-H&V LTE Band 4 BW20 CH20175



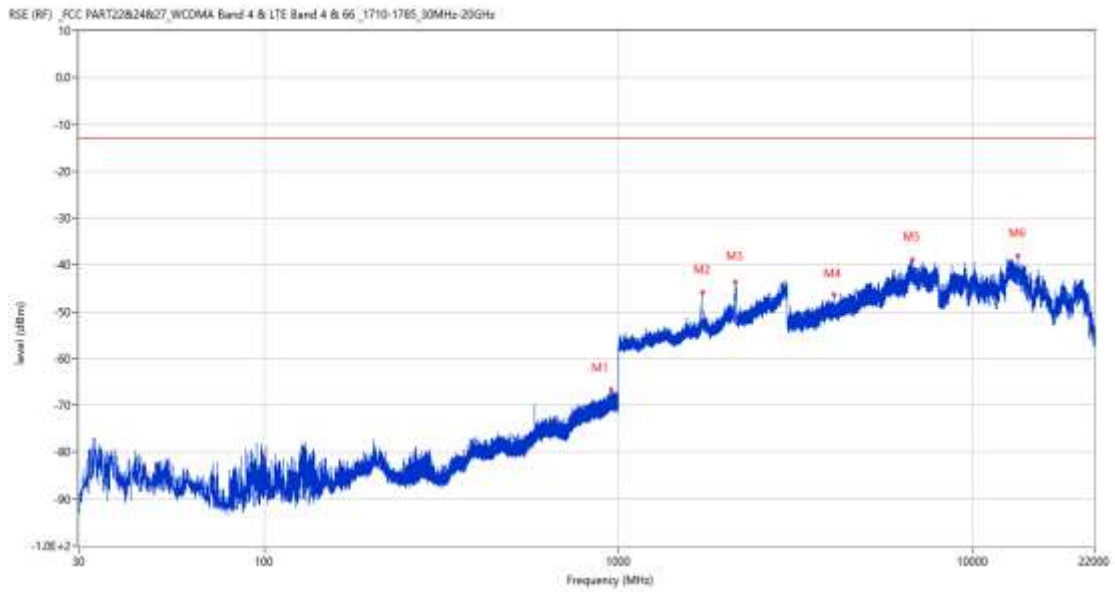
Frequency (MHz)	Result (dBm)	Factor (dB)	PK Limit (dBm)	Over Limit (dB)	Table (o)	ANT	EUT	Verdict
863.715	-67.92	-0.37	-13.0	-54.92	52.00	Horizontal	Vertical	Pass
1731.200	-47.27	2.02	-13.0	-34.27	11.00	Horizontal	Vertical	N/A
2133.500	-33.93	3.95	-13.0	-20.93	190.00	Horizontal	Vertical	N/A
4068.250	-45.90	8.93	-13.0	-32.90	111.00	Horizontal	Vertical	Pass
6643.750	-39.80	15.13	-13.0	-26.80	243.00	Horizontal	Vertical	Pass
12664.263	-38.97	15.92	-13.0	-25.97	276.00	Horizontal	Vertical	Pass

RSE-V&V LTE Band 4 BW20 CH20175



Frequency (MHz)	Result (dBm)	Factor (dB)	PK Limit (dBm)	Over Limit (dB)	Table (o)	ANT	EUT	Verdict
579.020	-69.69	-5.72	-13.0	-56.69	348.00	Vertical	Vertical	Pass
1724.200	-43.17	2.01	-13.0	-30.17	291.00	Vertical	Vertical	N/A
2139.800	-44.46	3.78	-13.0	-31.46	224.00	Vertical	Vertical	N/A
3863.750	-45.44	8.74	-13.0	-32.44	101.00	Vertical	Vertical	Pass
6649.000	-39.18	15.18	-13.0	-26.18	234.00	Vertical	Vertical	Pass
12694.901	-38.75	16.45	-13.0	-25.75	39.00	Vertical	Vertical	Pass

RSE-V&H LTE Band 4 BW20 CH20175

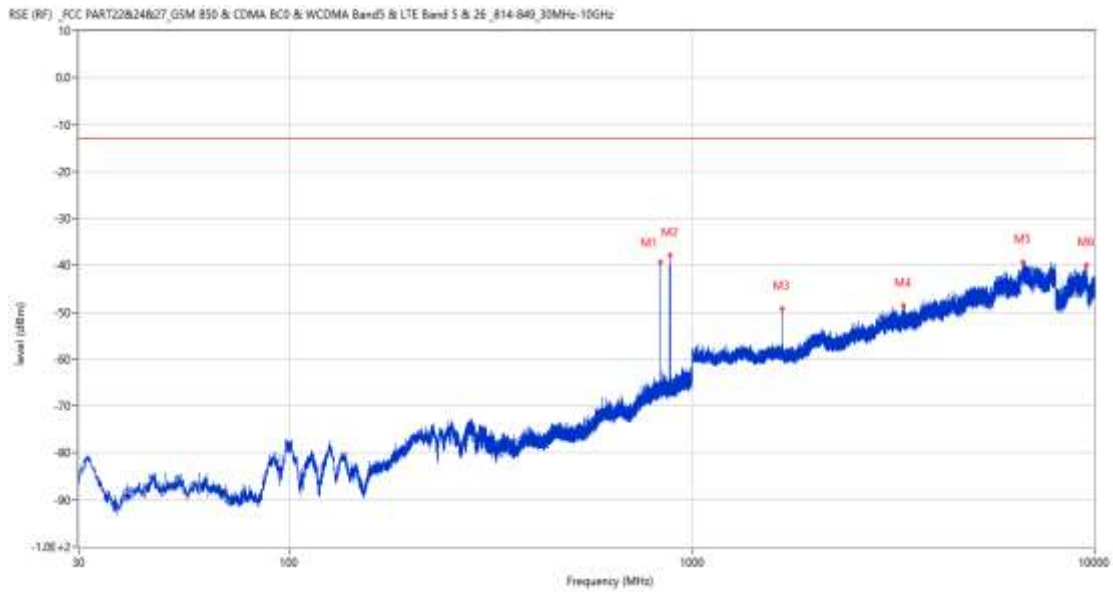


Frequency (MHz)	Result (dBm)	Factor (dB)	PK Limit (dBm)	Over Limit (dB)	Table (o)	ANT	EUT	Verdict
954.362	-66.72	1.70	-13.0	-53.72	145.00	Vertical	Horizontal	Pass
1724.200	-45.96	2.01	-13.0	-32.96	323.00	Vertical	Horizontal	N/A
2140.500	-43.62	3.72	-13.0	-30.62	134.00	Vertical	Horizontal	N/A
4039.750	-46.44	9.22	-13.0	-33.44	267.00	Vertical	Horizontal	Pass
6719.750	-38.89	15.61	-13.0	-25.89	0.00	Vertical	Horizontal	Pass
13362.350	-38.13	16.22	-13.0	-25.13	202.00	Vertical	Horizontal	Pass

10 LTE Band 5

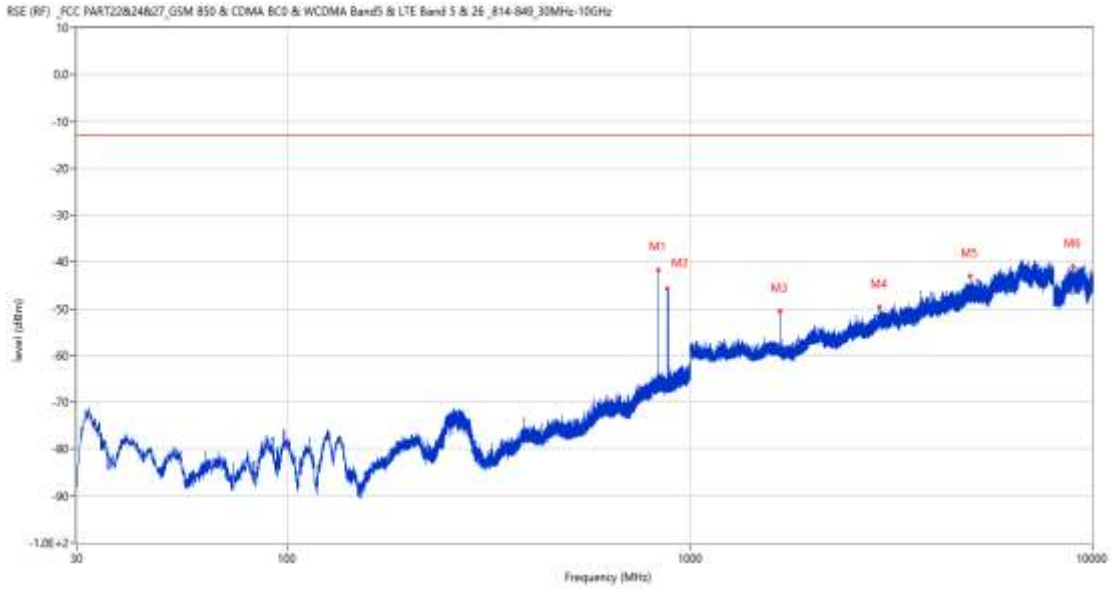
10.1 LTE Band 5 BW1.4, Middle Channel

RSE-H&H LTE Band 5 BW1.4 CH20525



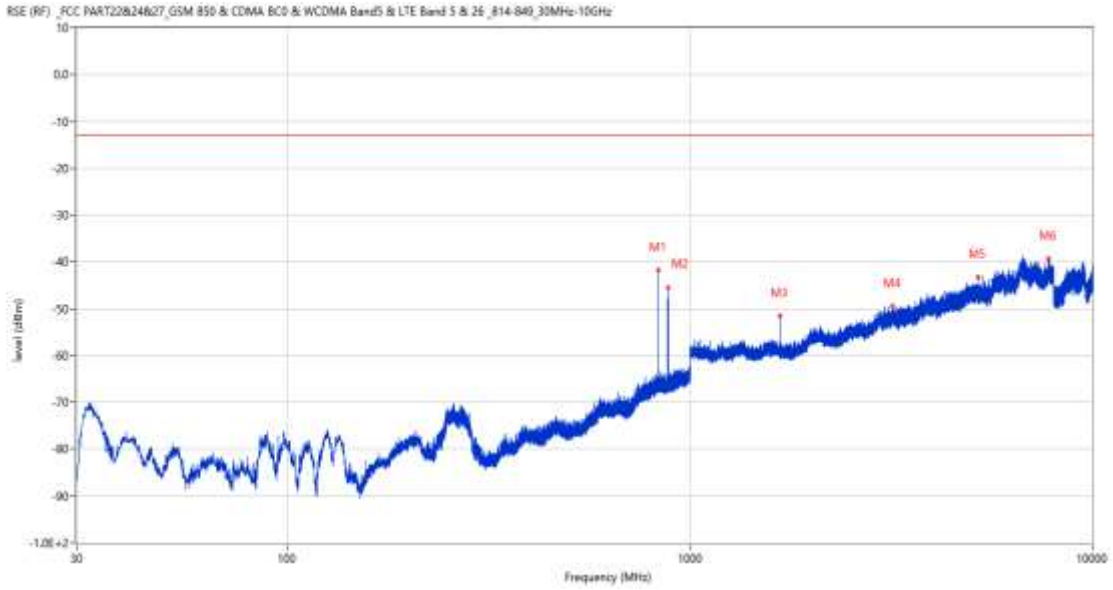
Frequency (MHz)	Result (dBm)	Factor (dB)	PK Limit (dBm)	Over Limit (dB)	Table (o)	ANT	EUT	Verdict
836.070	-39.28	4.75	-13.0	-26.28	160.00	Horizontal	Horizontal	N/A
881.369	-37.79	4.17	-13.0	-24.79	308.00	Horizontal	Horizontal	N/A
1672.900	-49.34	-4.30	-13.0	-36.34	218.00	Horizontal	Horizontal	Pass
3349.750	-48.56	6.00	-13.0	-35.56	257.00	Horizontal	Horizontal	Pass
6644.000	-39.35	15.12	-13.0	-26.35	1.00	Horizontal	Horizontal	Pass
9543.099	-40.01	13.86	-13.0	-27.01	143.00	Horizontal	Horizontal	Pass

RSE-H&V LTE Band 5 BW1.4 CH20525



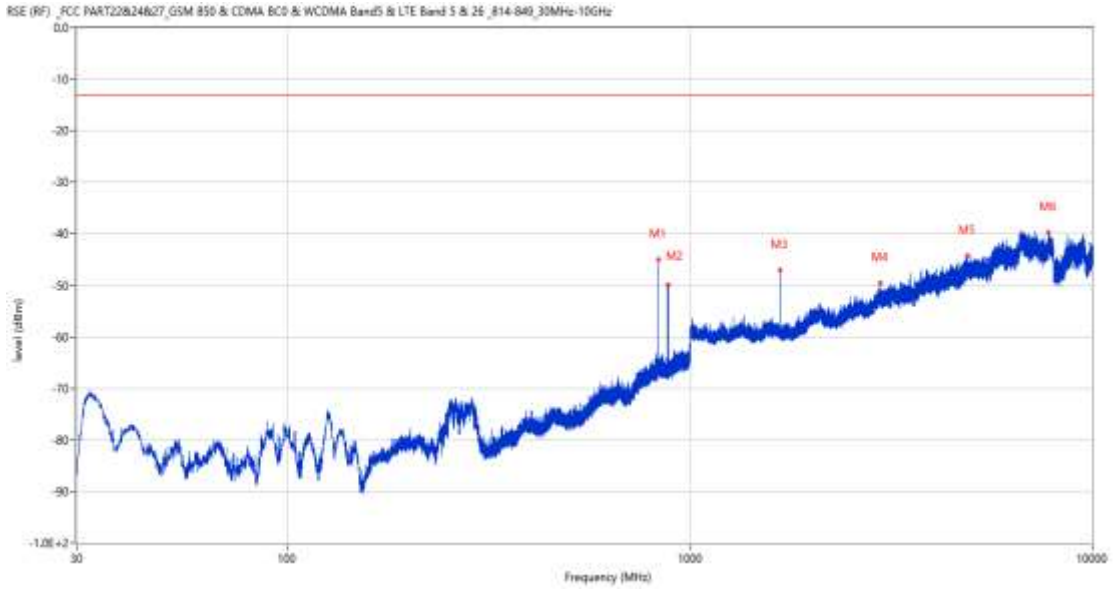
Frequency (MHz)	Result (dBm)	Factor (dB)	PK Limit (dBm)	Over Limit (dB)	Table (o)	ANT	EUT	Verdict
836.070	-41.77	4.75	-13.0	-28.77	198.00	Horizontal	Vertical	N/A
881.078	-45.64	4.17	-13.0	-32.64	354.00	Horizontal	Vertical	N/A
1672.600	-50.45	-4.28	-13.0	-37.45	162.00	Horizontal	Vertical	Pass
2954.900	-49.70	4.21	-13.0	-36.70	296.00	Horizontal	Vertical	Pass
4967.250	-42.99	10.67	-13.0	-29.99	315.00	Horizontal	Vertical	Pass
8969.900	-40.97	13.57	-13.0	-27.97	14.00	Horizontal	Vertical	Pass

RSE-V&V LTE Band 5 BW1.4 CH20525



Frequency (MHz)	Result (dBm)	Factor (dB)	PK Limit (dBm)	Over Limit (dB)	Table (o)	ANT	EUT	Verdict
836.070	-41.89	4.75	-13.0	-28.89	185.00	Vertical	Vertical	N/A
881.854	-45.61	4.17	-13.0	-32.61	353.00	Vertical	Vertical	N/A
1673.000	-51.60	-4.32	-13.0	-38.60	239.00	Vertical	Vertical	Pass
3195.750	-49.39	6.44	-13.0	-36.39	338.00	Vertical	Vertical	Pass
5202.000	-43.31	10.34	-13.0	-30.31	304.00	Vertical	Vertical	Pass
7790.750	-39.40	15.74	-13.0	-26.40	285.00	Vertical	Vertical	Pass

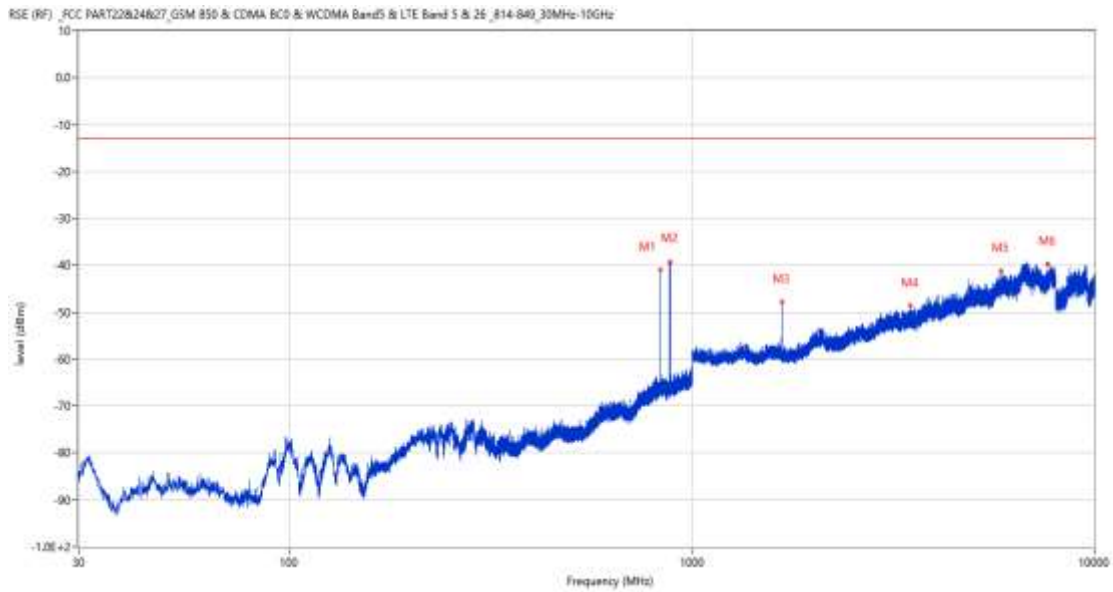
RSE-V&H LTE Band 5 BW1.4 CH20525



Frequency (MHz)	Result (dBm)	Factor (dB)	PK Limit (dBm)	Over Limit (dB)	Table (o)	ANT	EUT	Verdict
836.022	-45.06	4.75	-13.0	-32.06	290.00	Vertical	Horizontal	N/A
881.708	-49.95	4.17	-13.0	-36.95	345.00	Vertical	Horizontal	N/A
1673.000	-47.16	-4.32	-13.0	-34.16	208.00	Vertical	Horizontal	Pass
2972.200	-49.45	4.25	-13.0	-36.45	195.00	Vertical	Horizontal	Pass
4901.500	-44.17	10.69	-13.0	-31.17	314.00	Vertical	Horizontal	Pass
7783.000	-39.64	15.50	-13.0	-26.64	212.00	Vertical	Horizontal	Pass

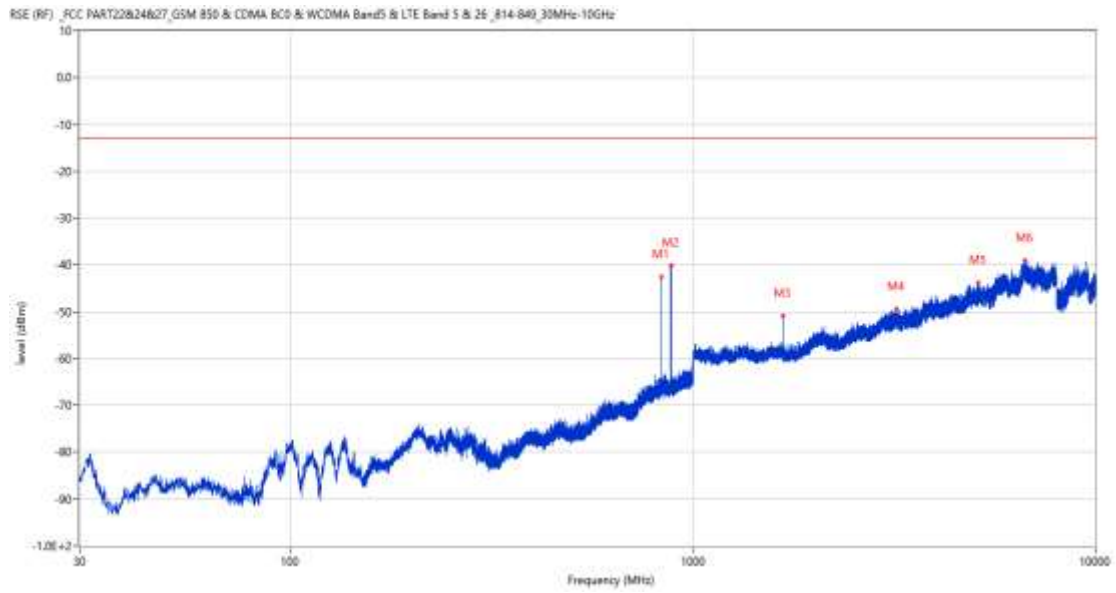
10.2 LTE Band 5 BW3, Middle Channel

RSE-H&H LTE Band 5 BW3 CH20525



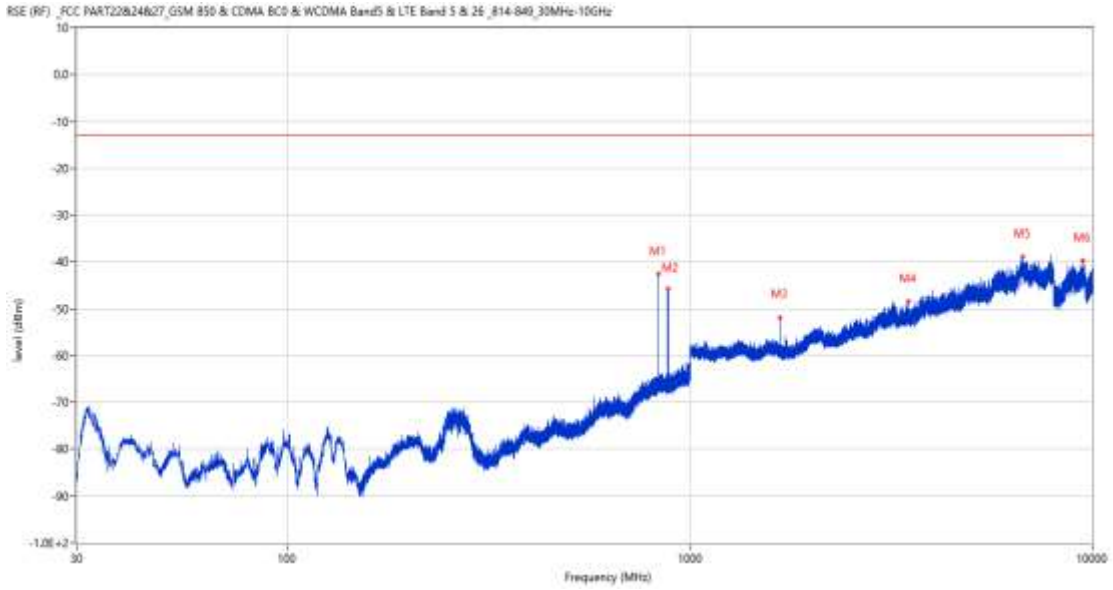
Frequency (MHz)	Result (dBm)	Factor (dB)	PK Limit (dBm)	Over Limit (dB)	Table (o)	ANT	EUT	Verdict
835.197	-41.03	4.72	-13.0	-28.03	251.00	Horizontal	Horizontal	N/A
881.708	-39.40	4.17	-13.0	-26.40	313.00	Horizontal	Horizontal	N/A
1671.200	-47.88	-4.31	-13.0	-34.88	225.00	Horizontal	Horizontal	Pass
3492.750	-48.66	6.65	-13.0	-35.66	242.00	Horizontal	Horizontal	Pass
5852.750	-41.09	12.81	-13.0	-28.09	142.00	Horizontal	Horizontal	Pass
7666.500	-39.75	13.26	-13.0	-26.75	209.00	Horizontal	Horizontal	Pass

RSE-H&V LTE Band 5 BW3 CH20525



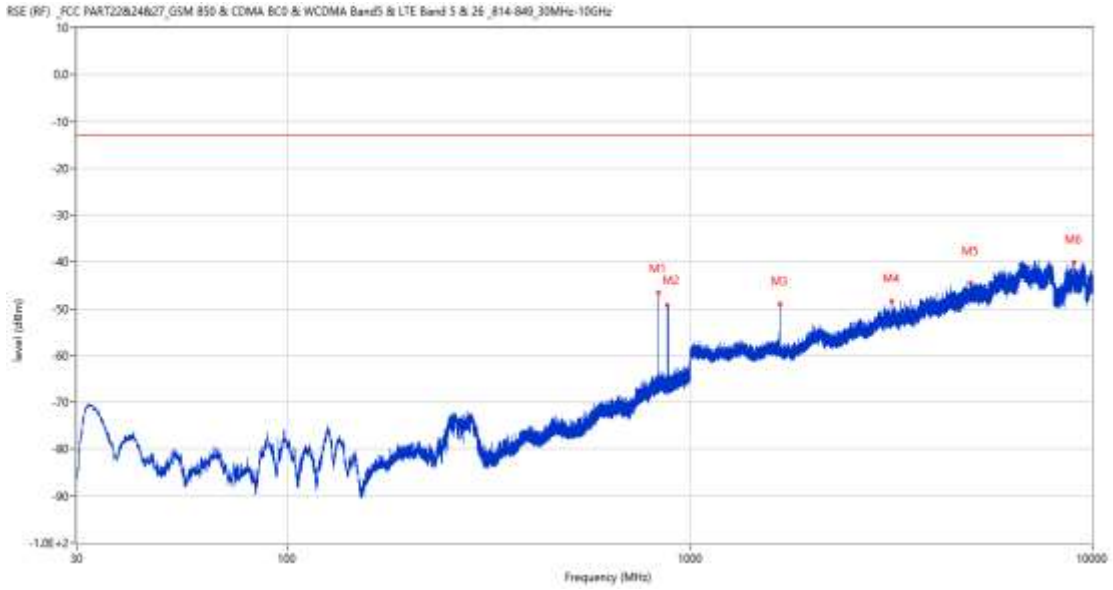
Frequency (MHz)	Result (dBm)	Factor (dB)	PK Limit (dBm)	Over Limit (dB)	Table (o)	ANT	EUT	Verdict
835.246	-42.71	4.72	-13.0	-29.71	180.00	Horizontal	Vertical	N/A
882.630	-40.04	4.16	-13.0	-27.04	304.00	Horizontal	Vertical	N/A
1671.100	-50.94	-4.31	-13.0	-37.94	198.00	Horizontal	Vertical	Pass
3212.250	-49.46	5.83	-13.0	-36.46	312.00	Horizontal	Vertical	Pass
5128.000	-43.93	10.83	-13.0	-30.93	144.00	Horizontal	Vertical	Pass
6695.000	-39.13	15.08	-13.0	-26.13	28.00	Horizontal	Vertical	Pass

RSE-V&V LTE Band 5 BW3 CH20525



Frequency (MHz)	Result (dBm)	Factor (dB)	PK Limit (dBm)	Over Limit (dB)	Table (o)	ANT	EUT	Verdict
835.246	-42.65	4.72	-13.0	-29.65	199.00	Vertical	Vertical	N/A
881.903	-45.66	4.17	-13.0	-32.66	353.00	Vertical	Vertical	N/A
1671.400	-51.95	-4.30	-13.0	-38.95	172.00	Vertical	Vertical	Pass
3490.000	-48.49	6.80	-13.0	-35.49	307.00	Vertical	Vertical	Pass
6713.250	-38.93	15.74	-13.0	-25.93	208.00	Vertical	Vertical	Pass
9457.800	-39.69	13.98	-13.0	-26.69	208.00	Vertical	Vertical	Pass

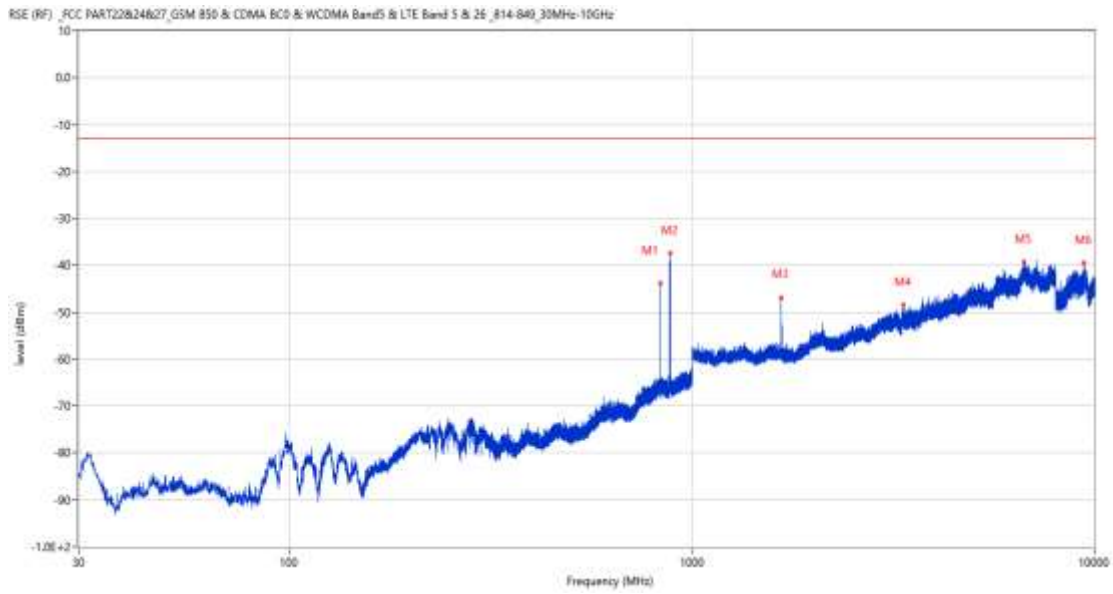
RSE-V&H LTE Band 5 BW3 CH20525



Frequency (MHz)	Result (dBm)	Factor (dB)	PK Limit (dBm)	Over Limit (dB)	Table (o)	ANT	EUT	Verdict
835.197	-46.56	4.72	-13.0	-33.56	293.00	Vertical	Horizontal	N/A
881.030	-49.28	4.17	-13.0	-36.28	342.00	Vertical	Horizontal	N/A
1671.500	-49.06	-4.29	-13.0	-36.06	237.00	Vertical	Horizontal	Pass
3181.250	-48.37	6.06	-13.0	-35.37	126.00	Vertical	Horizontal	Pass
4999.750	-44.56	10.82	-13.0	-31.56	360.00	Vertical	Horizontal	Pass
8979.599	-40.06	13.58	-13.0	-27.06	321.00	Vertical	Horizontal	Pass

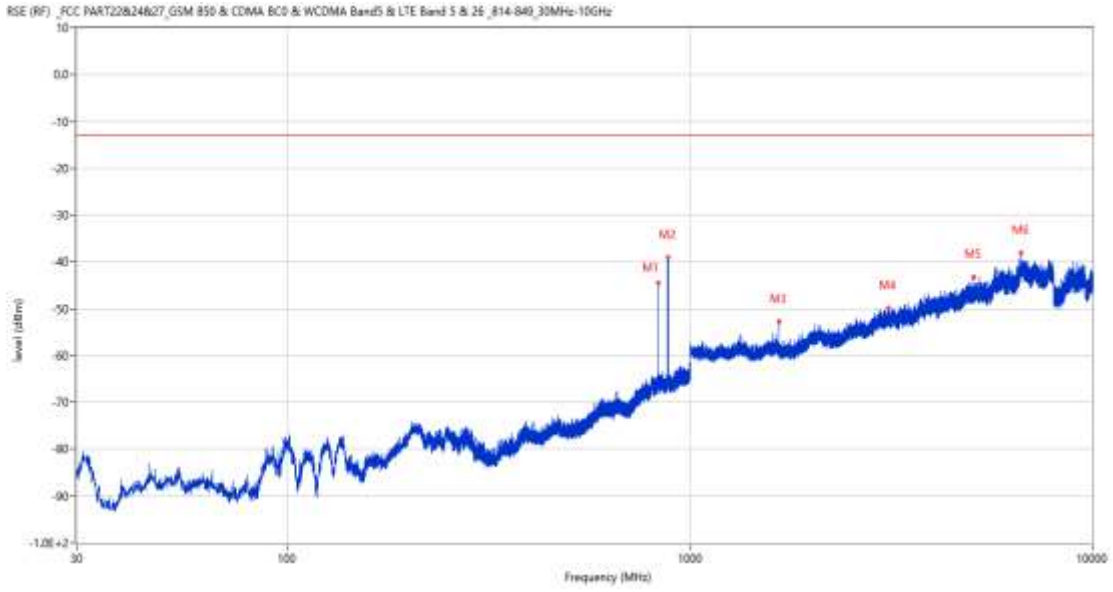
10.3 LTE Band 5 BW5, Middle Channel

RSE-H&H LTE Band 5 BW5 CH20525



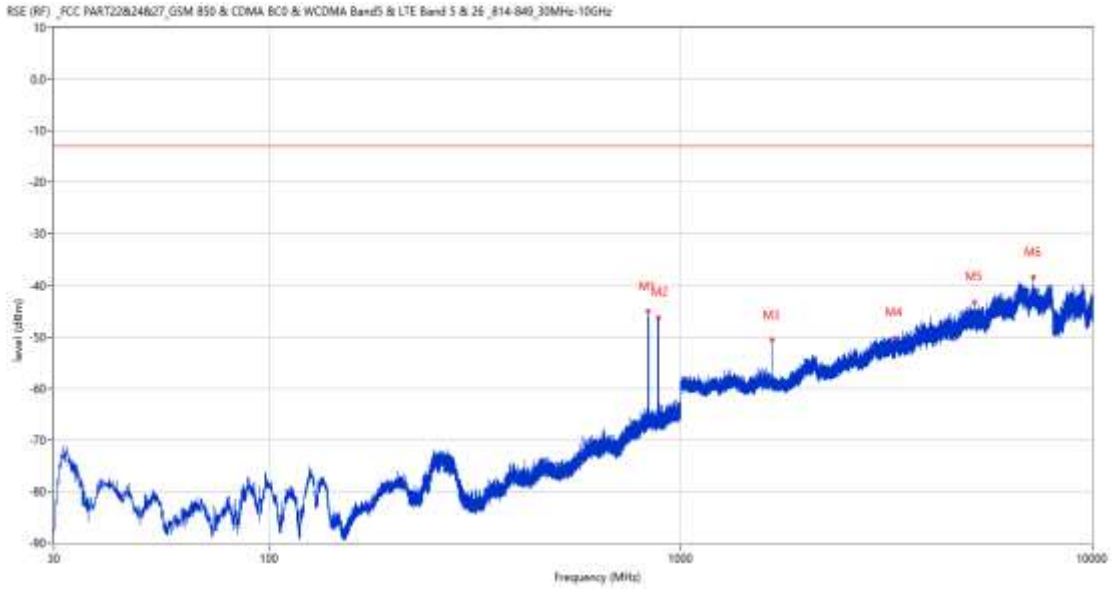
Frequency (MHz)	Result (dBm)	Factor (dB)	PK Limit (dBm)	Over Limit (dB)	Table (o)	ANT	EUT	Verdict
834.372	-43.83	4.69	-13.0	-30.83	247.00	Horizontal	Horizontal	N/A
883.600	-37.40	4.18	-13.0	-24.40	305.00	Horizontal	Horizontal	N/A
1669.500	-47.00	-4.23	-13.0	-34.00	223.00	Horizontal	Horizontal	Pass
3361.250	-48.47	6.78	-13.0	-35.47	61.00	Horizontal	Horizontal	Pass
6701.500	-39.39	15.44	-13.0	-26.39	344.00	Horizontal	Horizontal	Pass
9431.599	-39.42	13.94	-13.0	-26.42	0.00	Horizontal	Horizontal	Pass

RSE-H&V LTE Band 5 BW5 CH20525



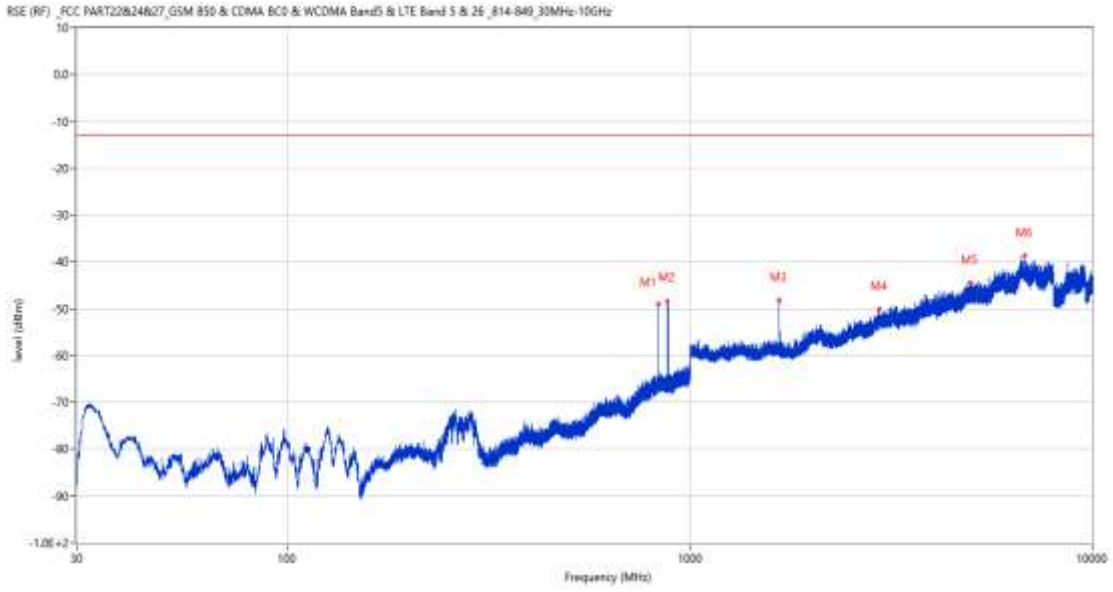
Frequency (MHz)	Result (dBm)	Factor (dB)	PK Limit (dBm)	Over Limit (dB)	Table (o)	ANT	EUT	Verdict
834.421	-44.56	4.69	-13.0	-31.56	188.00	Horizontal	Vertical	N/A
882.824	-39.09	4.16	-13.0	-26.09	299.00	Horizontal	Vertical	N/A
1669.600	-52.79	-4.23	-13.0	-39.79	223.00	Horizontal	Vertical	Pass
3104.750	-49.90	5.39	-13.0	-36.90	11.00	Horizontal	Vertical	Pass
5059.750	-43.22	11.19	-13.0	-30.22	262.00	Horizontal	Vertical	Pass
6667.000	-38.07	14.62	-13.0	-25.07	45.00	Horizontal	Vertical	Pass

RSE-V&V LTE Band 5 BW5 CH20525



Frequency (MHz)	Result (dBm)	Factor (dB)	PK Limit (dBm)	Over Limit (dB)	Table (o)	ANT	EUT	Verdict
834.372	-45.02	4.69	-13.0	-32.02	200.00	Vertical	Vertical	N/A
882.969	-46.22	4.16	-13.0	-33.22	357.00	Vertical	Vertical	N/A
1669.600	-50.73	-4.23	-13.0	-37.73	12.00	Vertical	Vertical	Pass
3308.500	-50.20	5.48	-13.0	-37.20	342.00	Vertical	Vertical	Pass
5177.000	-43.28	10.76	-13.0	-30.28	360.00	Vertical	Vertical	Pass
7199.750	-38.44	14.74	-13.0	-25.44	209.00	Vertical	Vertical	Pass

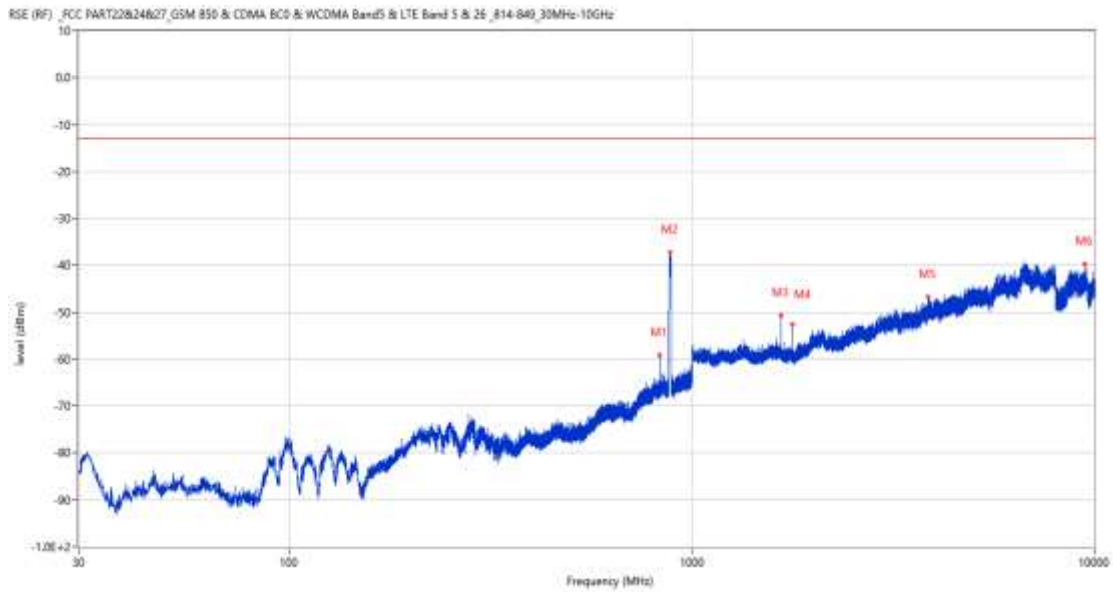
RSE-V&H LTE Band 5 BW5 CH20525



Frequency (MHz)	Result (dBm)	Factor (dB)	PK Limit (dBm)	Over Limit (dB)	Table (o)	ANT	EUT	Verdict
834.324	-48.96	4.68	-13.0	-35.96	285.00	Vertical	Horizontal	N/A
879.720	-48.43	4.21	-13.0	-35.43	343.00	Vertical	Horizontal	N/A
1669.500	-48.22	-4.23	-13.0	-35.22	216.00	Vertical	Horizontal	Pass
2964.000	-50.04	4.63	-13.0	-37.04	318.00	Vertical	Horizontal	Pass
4971.250	-44.46	10.84	-13.0	-31.46	360.00	Vertical	Horizontal	Pass
6775.250	-38.77	14.38	-13.0	-25.77	151.00	Vertical	Horizontal	Pass

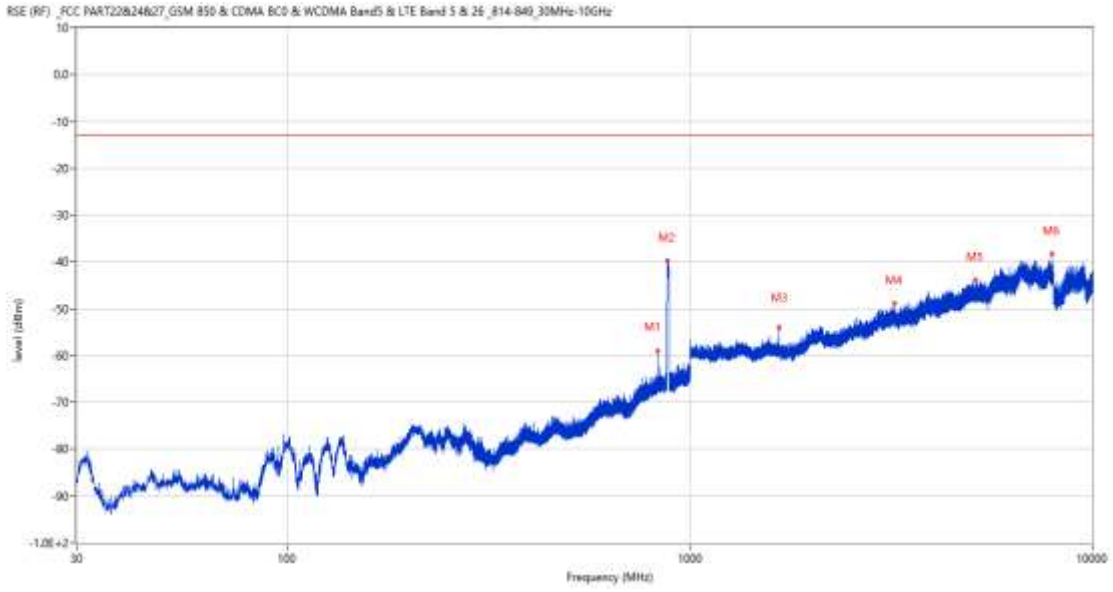
10.4 LTE Band 5 BW10, Middle Channel

RSE-H&H LTE Band 5 BW10 CH20525



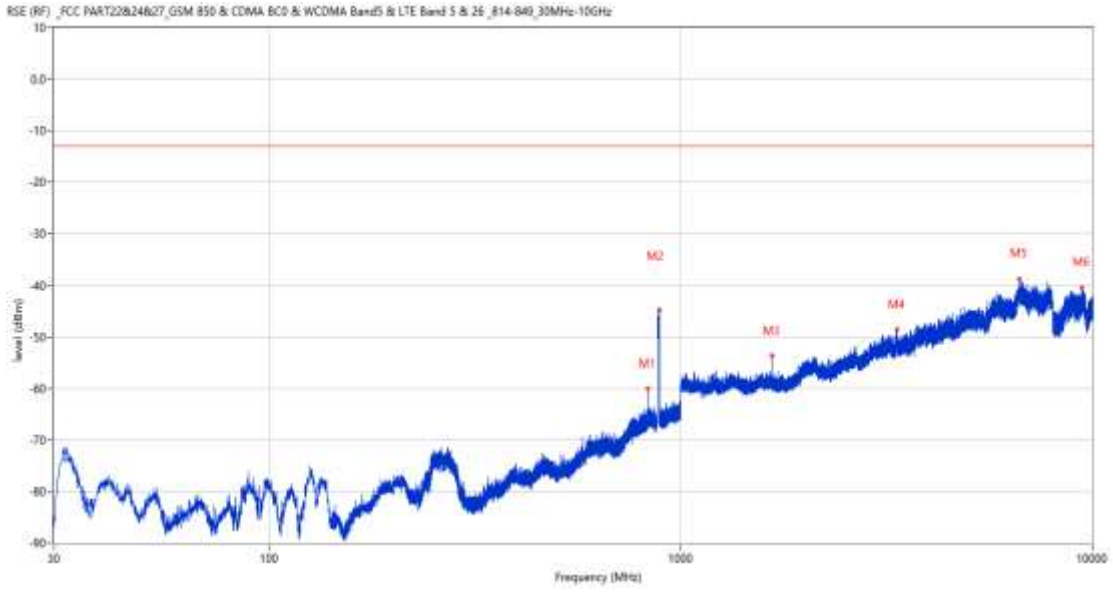
Frequency (MHz)	Result (dBm)	Factor (dB)	PK Limit (dBm)	Over Limit (dB)	Table (o)	ANT	EUT	Verdict
832.142	-59.15	4.60	-13.0	-46.15	166.00	Horizontal	Horizontal	N/A
885.588	-37.27	4.36	-13.0	-24.27	302.00	Horizontal	Horizontal	N/A
1664.900	-50.61	-4.31	-13.0	-37.61	219.00	Horizontal	Horizontal	Pass
1778.100	-52.57	-4.84	-13.0	-39.57	318.00	Horizontal	Horizontal	Pass
3862.750	-46.69	8.78	-13.0	-33.69	1.00	Horizontal	Horizontal	Pass
9463.400	-39.73	13.80	-13.0	-26.73	144.00	Horizontal	Horizontal	Pass

RSE-H&V LTE Band 5 BW10 CH20525



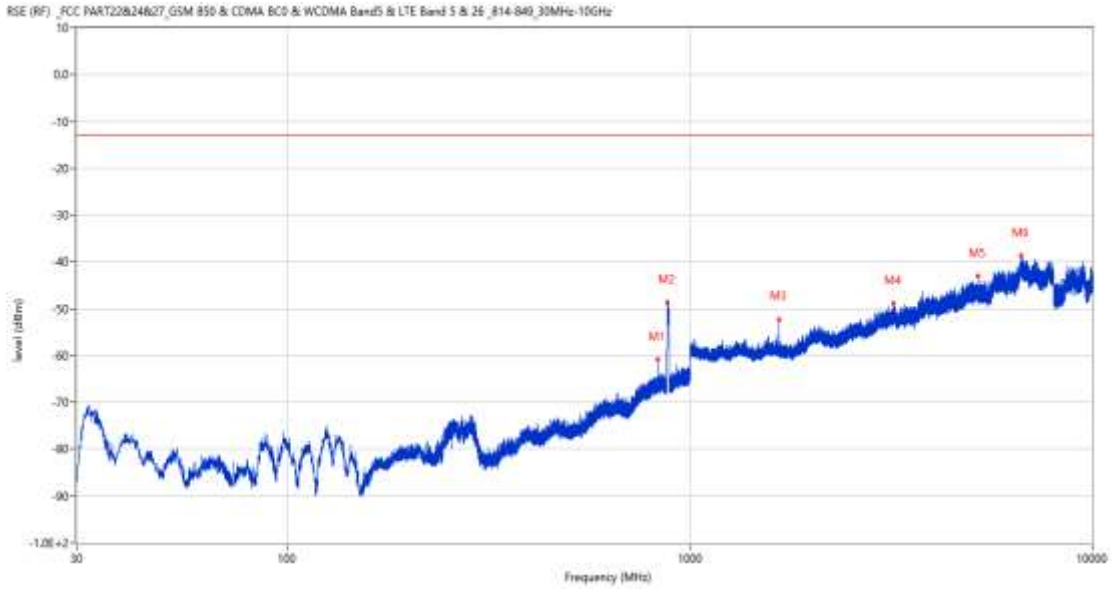
Frequency (MHz)	Result (dBm)	Factor (dB)	PK Limit (dBm)	Over Limit (dB)	Table (o)	ANT	EUT	Verdict
832.142	-59.03	4.60	-13.0	-46.03	180.00	Horizontal	Vertical	N/A
877.537	-39.73	4.09	-13.0	-26.73	311.00	Horizontal	Vertical	N/A
1665.200	-54.10	-4.26	-13.0	-41.10	203.00	Horizontal	Vertical	Pass
3217.250	-48.80	6.05	-13.0	-35.80	296.00	Horizontal	Vertical	Pass
5129.750	-43.93	10.92	-13.0	-30.93	229.00	Horizontal	Vertical	Pass
7920.250	-38.29	14.82	-13.0	-25.29	77.00	Horizontal	Vertical	Pass

RSE-V&V LTE Band 5 BW10 CH20525



Frequency (MHz)	Result (dBm)	Factor (dB)	PK Limit (dBm)	Over Limit (dB)	Table (o)	ANT	EUT	Verdict
832.044	-60.13	4.59	-13.0	-47.13	185.00	Vertical	Vertical	N/A
885.637	-44.75	4.37	-13.0	-31.75	360.00	Vertical	Vertical	N/A
1664.900	-53.74	-4.31	-13.0	-40.74	158.00	Vertical	Vertical	Pass
3358.500	-48.53	6.70	-13.0	-35.53	244.00	Vertical	Vertical	Pass
6634.500	-38.74	14.87	-13.0	-25.74	142.00	Vertical	Vertical	Pass
9447.599	-40.53	14.18	-13.0	-27.53	33.00	Vertical	Vertical	Pass

RSE-V&H LTE Band 5 BW10 CH20525



Frequency (MHz)	Result (dBm)	Factor (dB)	PK Limit (dBm)	Over Limit (dB)	Table (o)	ANT	EUT	Verdict
832.142	-60.92	4.60	-13.0	-47.92	189.00	Vertical	Horizontal	N/A
878.702	-48.62	4.22	-13.0	-35.62	338.00	Vertical	Horizontal	N/A
1664.900	-52.38	-4.31	-13.0	-39.38	233.00	Vertical	Horizontal	Pass
3201.750	-48.80	5.94	-13.0	-35.80	233.00	Vertical	Horizontal	Pass
5191.500	-43.12	10.27	-13.0	-30.12	233.00	Vertical	Horizontal	Pass
6643.250	-38.67	15.14	-13.0	-25.67	28.00	Vertical	Horizontal	Pass

11 LTE Band 7

11.1 LTE Band 7 BW5, Middle Channel

RSE-H&H LTE Band 7 BW5 CH21100



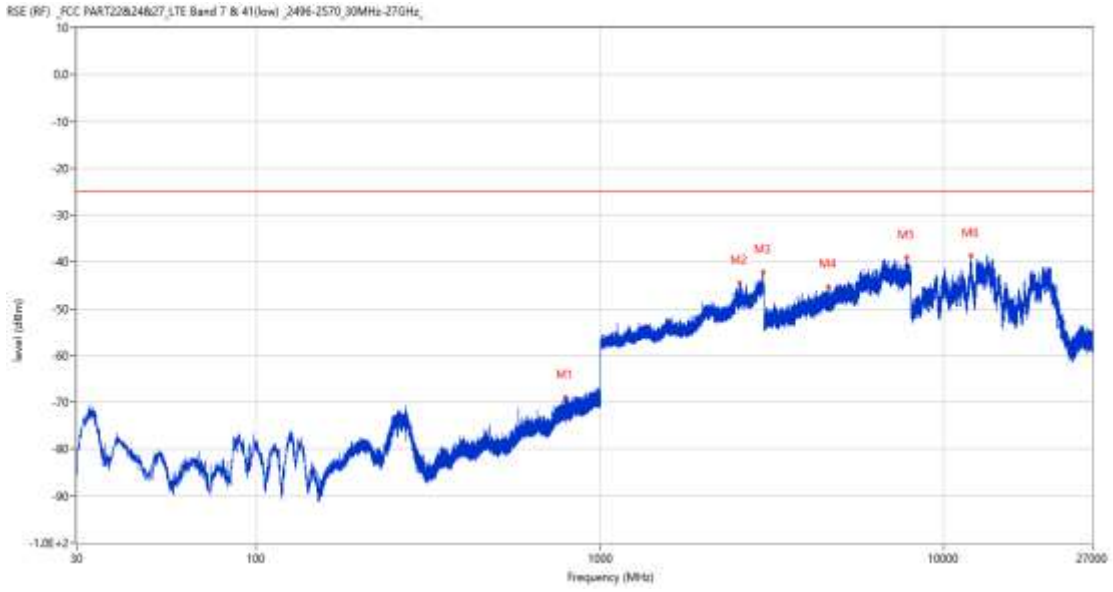
Frequency (MHz)	Result (dBm)	Factor (dB)	PK Limit (dBm)	Over Limit (dB)	Table (o)	ANT	EUT	Verdict
944.953	-66.15	1.51	-25.0	-41.15	353.00	Horizontal	Horizontal	Pass
2535.300	-44.52	8.17	-25.0	-19.52	138.00	Horizontal	Horizontal	N/A
2655.000	-35.57	8.26	-25.0	-10.57	228.00	Horizontal	Horizontal	N/A
4042.250	-46.85	9.20	-25.0	-21.85	231.00	Horizontal	Horizontal	Pass
6657.750	-38.72	14.90	-25.0	-13.72	0.00	Horizontal	Horizontal	Pass
13395.488	-39.08	16.97	-25.0	-14.08	360.00	Horizontal	Horizontal	Pass

RSE-H&V LTE Band 7 BW5 CH21100



Frequency (MHz)	Result (dBm)	Factor (dB)	PK Limit (dBm)	Over Limit (dB)	Table (o)	ANT	EUT	Verdict
786.843	-68.62	-1.37	-25.0	-43.62	360.00	Horizontal	Vertical	Pass
2491.800	-44.83	8.21	-25.0	-19.83	60.00	Horizontal	Vertical	Pass
2657.100	-33.63	8.05	-25.0	-8.63	203.00	Horizontal	Vertical	N/A
4464.000	-45.71	9.60	-25.0	-20.71	62.00	Horizontal	Vertical	Pass
6737.250	-38.68	15.15	-25.0	-13.68	113.00	Horizontal	Vertical	Pass
13359.263	-38.58	16.63	-25.0	-13.58	67.00	Horizontal	Vertical	Pass

RSE-V&V LTE Band 7 BW5 CH21100



Frequency (MHz)	Result (dBm)	Factor (dB)	PK Limit (dBm)	Over Limit (dB)	Table (o)	ANT	EUT	Verdict
790.868	-68.98	-1.32	-25.0	-43.98	303.00	Vertical	Vertical	Pass
2533.900	-44.49	8.17	-25.0	-19.49	0.00	Vertical	Vertical	N/A
2975.000	-42.26	12.29	-25.0	-17.26	20.00	Vertical	Vertical	Pass
4604.250	-45.40	9.03	-25.0	-20.40	360.00	Vertical	Vertical	Pass
7796.750	-39.19	15.78	-25.0	-14.19	119.00	Vertical	Vertical	Pass
11989.287	-38.76	13.86	-25.0	-13.76	219.00	Vertical	Vertical	Pass

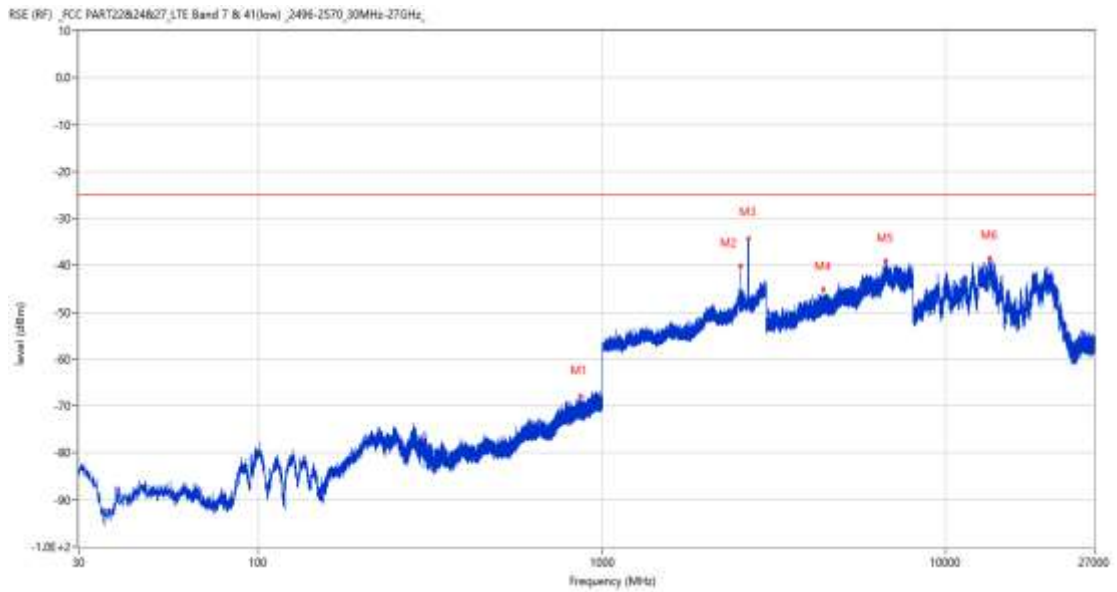
RSE-V&H LTE Band 7 BW5 CH21100



Frequency (MHz)	Result (dBm)	Factor (dB)	PK Limit (dBm)	Over Limit (dB)	Table (o)	ANT	EUT	Verdict
759.828	-69.19	-2.08	-25.0	-44.19	30.00	Vertical	Horizontal	Pass
1297.700	-52.46	-0.71	-25.0	-27.46	221.00	Vertical	Horizontal	Pass
2513.700	-45.13	8.25	-25.0	-20.13	335.00	Vertical	Horizontal	N/A
3753.250	-47.31	8.08	-25.0	-22.31	350.00	Vertical	Horizontal	Pass
6637.500	-38.73	15.03	-25.0	-13.73	63.00	Vertical	Horizontal	Pass
12884.400	-38.96	15.14	-25.0	-13.96	140.00	Vertical	Horizontal	Pass

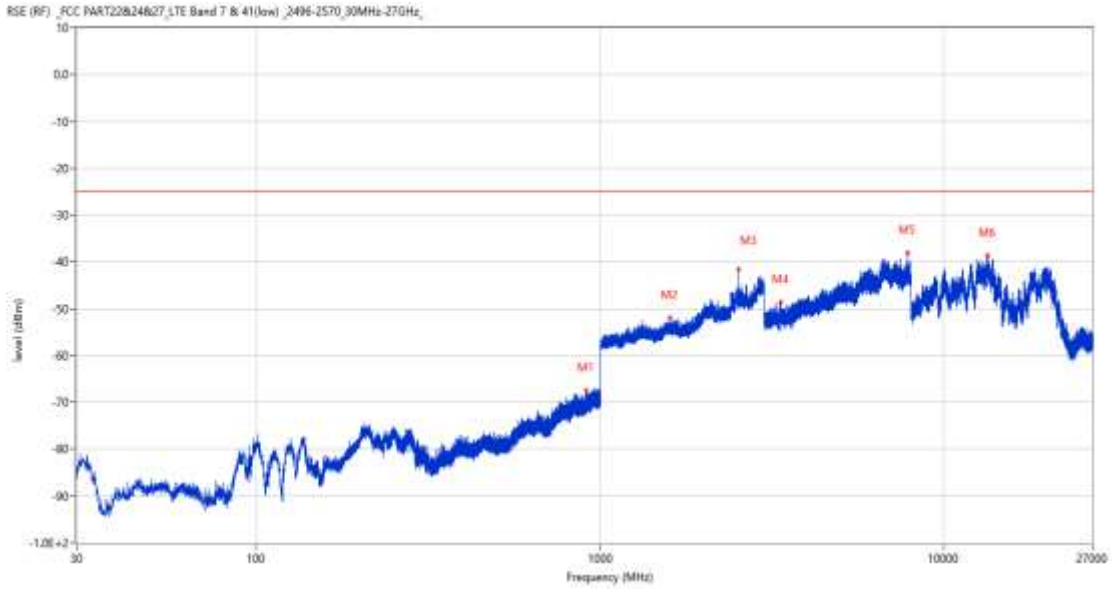
11.2 LTE Band 7 BW10, Middle Channel

RSE-H&H LTE Band 7 BW10 CH21100



Frequency (MHz)	Result (dBm)	Factor (dB)	PK Limit (dBm)	Over Limit (dB)	Table (o)	ANT	EUT	Verdict
861.484	-67.99	-0.27	-25.0	-42.99	318.00	Horizontal	Horizontal	Pass
2531.400	-40.06	8.18	-25.0	-15.06	135.00	Horizontal	Horizontal	N/A
2659.200	-34.25	7.99	-25.0	-9.25	191.00	Horizontal	Horizontal	N/A
4394.000	-45.09	9.26	-25.0	-20.09	130.00	Horizontal	Horizontal	Pass
6680.000	-39.10	14.54	-25.0	-14.10	130.00	Horizontal	Horizontal	Pass
13383.675	-38.52	16.86	-25.0	-13.52	52.00	Horizontal	Horizontal	Pass

RSE-H&V LTE Band 7 BW10 CH21100



Frequency (MHz)	Result (dBm)	Factor (dB)	PK Limit (dBm)	Over Limit (dB)	Table (o)	ANT	EUT	Verdict
911.196	-67.48	0.49	-25.0	-42.48	261.00	Horizontal	Vertical	Pass
1592.500	-51.97	0.18	-25.0	-26.97	269.00	Horizontal	Vertical	Pass
2531.300	-41.60	8.18	-25.0	-16.60	360.00	Horizontal	Vertical	N/A
3356.750	-48.60	6.68	-25.0	-23.60	356.00	Horizontal	Vertical	Pass
7815.250	-38.11	16.33	-25.0	-13.11	254.00	Horizontal	Vertical	Pass
13381.576	-38.77	16.84	-25.0	-13.77	95.00	Horizontal	Vertical	Pass

RSE-V&V LTE Band 7 BW10 CH21100



Frequency (MHz)	Result (dBm)	Factor (dB)	PK Limit (dBm)	Over Limit (dB)	Table (o)	ANT	EUT	Verdict
932.537	-65.85	1.17	-25.0	-40.85	0.00	Vertical	Vertical	Pass
1645.900	-51.60	0.60	-25.0	-26.60	286.00	Vertical	Vertical	Pass
2652.000	-33.40	8.45	-25.0	-8.40	117.00	Vertical	Vertical	N/A
4909.250	-44.40	10.64	-25.0	-19.40	11.00	Vertical	Vertical	Pass
7154.250	-39.10	14.16	-25.0	-14.10	360.00	Vertical	Vertical	Pass
13340.100	-38.64	16.15	-25.0	-13.64	0.00	Vertical	Vertical	Pass

RSE-V&H LTE Band 7 BW10 CH21100



Frequency (MHz)	Result (dBm)	Factor (dB)	PK Limit (dBm)	Over Limit (dB)	Table (o)	ANT	EUT	Verdict
962.510	-66.04	1.83	-25.0	-41.04	94.00	Vertical	Horizontal	Pass
2531.300	-42.80	8.18	-25.0	-17.80	228.00	Vertical	Horizontal	N/A
3795.000	-47.04	7.92	-25.0	-22.04	0.00	Vertical	Horizontal	Pass
5402.500	-43.10	10.58	-25.0	-18.10	350.00	Vertical	Horizontal	Pass
7807.750	-39.51	16.10	-25.0	-14.51	78.00	Vertical	Horizontal	Pass
13367.137	-38.26	16.70	-25.0	-13.26	0.00	Vertical	Horizontal	Pass

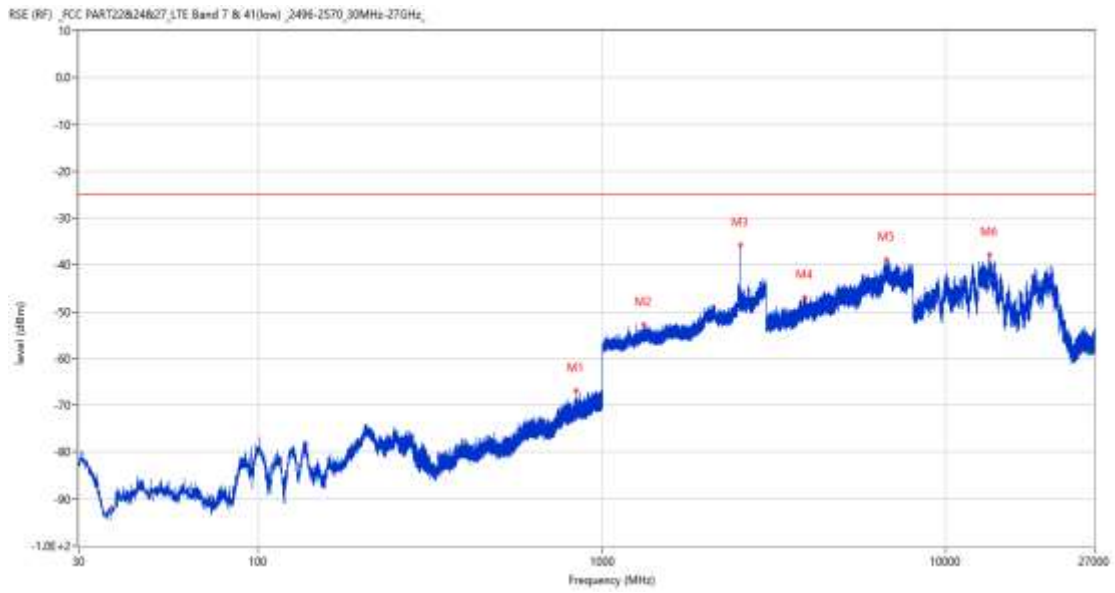
11.3 LTE Band 7 BW15, Middle Channel

RSE-H&H LTE Band 7 BW15 CH21100



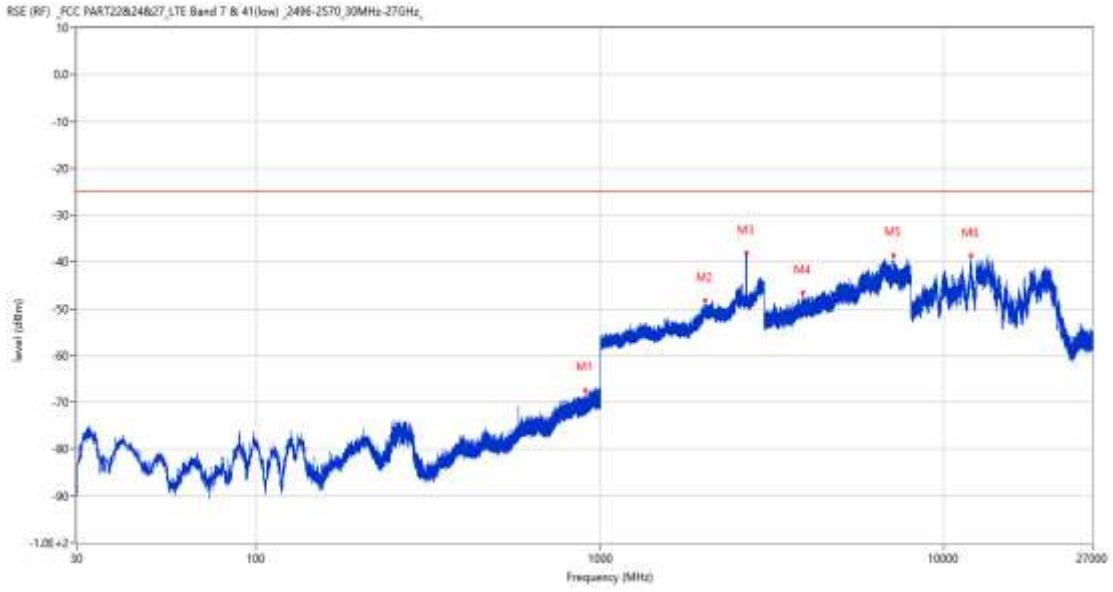
Frequency (MHz)	Result (dBm)	Factor (dB)	PK Limit (dBm)	Over Limit (dB)	Table (o)	ANT	EUT	Verdict
913.670	-66.63	0.44	-25.0	-41.63	238.00	Horizontal	Horizontal	Pass
1310.900	-52.43	-0.28	-25.0	-27.43	129.00	Horizontal	Horizontal	Pass
2529.100	-32.11	8.19	-25.0	-7.11	135.00	Horizontal	Horizontal	N/A
2654.900	-33.39	8.27	-25.0	-8.39	223.00	Horizontal	Horizontal	N/A
6617.000	-39.81	14.53	-25.0	-14.81	0.00	Horizontal	Horizontal	Pass
13401.787	-37.54	16.97	-25.0	-12.54	192.00	Horizontal	Horizontal	Pass

RSE-H&V LTE Band 7 BW15 CH21100



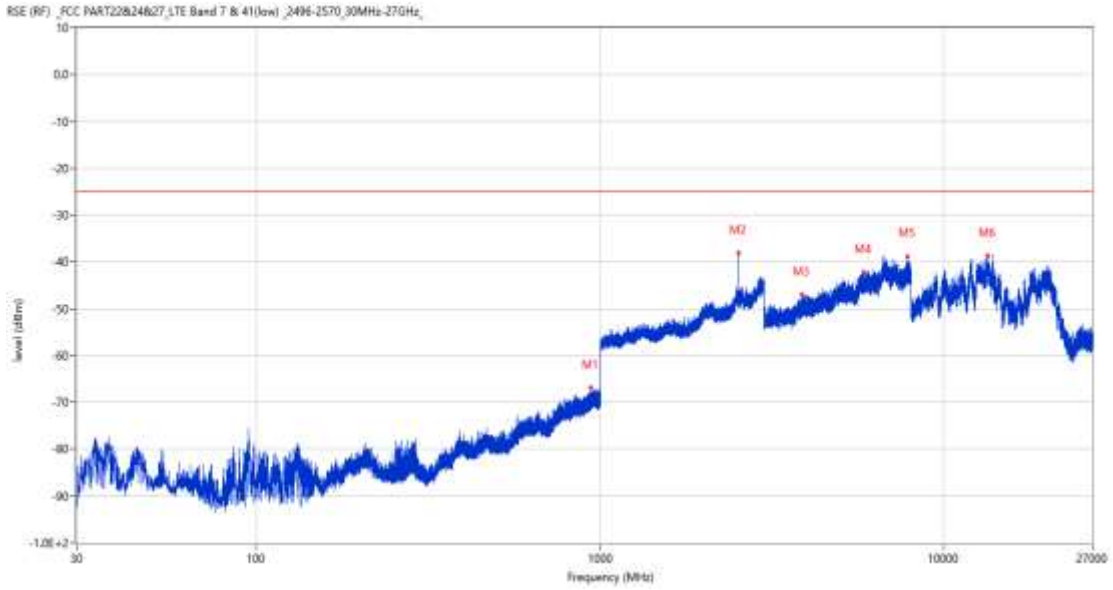
Frequency (MHz)	Result (dBm)	Factor (dB)	PK Limit (dBm)	Over Limit (dB)	Table (o)	ANT	EUT	Verdict
839.998	-66.78	-0.10	-25.0	-41.78	40.00	Horizontal	Vertical	Pass
1319.600	-52.83	-0.19	-25.0	-27.83	237.00	Horizontal	Vertical	Pass
2529.000	-35.81	8.19	-25.0	-10.81	7.00	Horizontal	Vertical	N/A
3893.750	-46.97	9.16	-25.0	-21.97	209.00	Horizontal	Vertical	Pass
6724.000	-38.87	15.60	-25.0	-13.87	76.00	Horizontal	Vertical	Pass
13379.738	-37.76	16.82	-25.0	-12.76	360.00	Horizontal	Vertical	Pass

RSE-V&V LTE Band 7 BW15 CH21100



Frequency (MHz)	Result (dBm)	Factor (dB)	PK Limit (dBm)	Over Limit (dB)	Table (o)	ANT	EUT	Verdict
906.831	-67.39	0.40	-25.0	-42.39	10.00	Vertical	Vertical	Pass
2017.100	-48.22	4.35	-25.0	-23.22	243.00	Vertical	Vertical	Pass
2661.100	-38.07	7.91	-25.0	-13.07	299.00	Vertical	Vertical	N/A
3890.250	-46.62	9.06	-25.0	-21.62	61.00	Vertical	Vertical	Pass
7133.500	-38.75	13.98	-25.0	-13.75	94.00	Vertical	Vertical	Pass
11991.187	-38.68	13.85	-25.0	-13.68	360.00	Vertical	Vertical	Pass

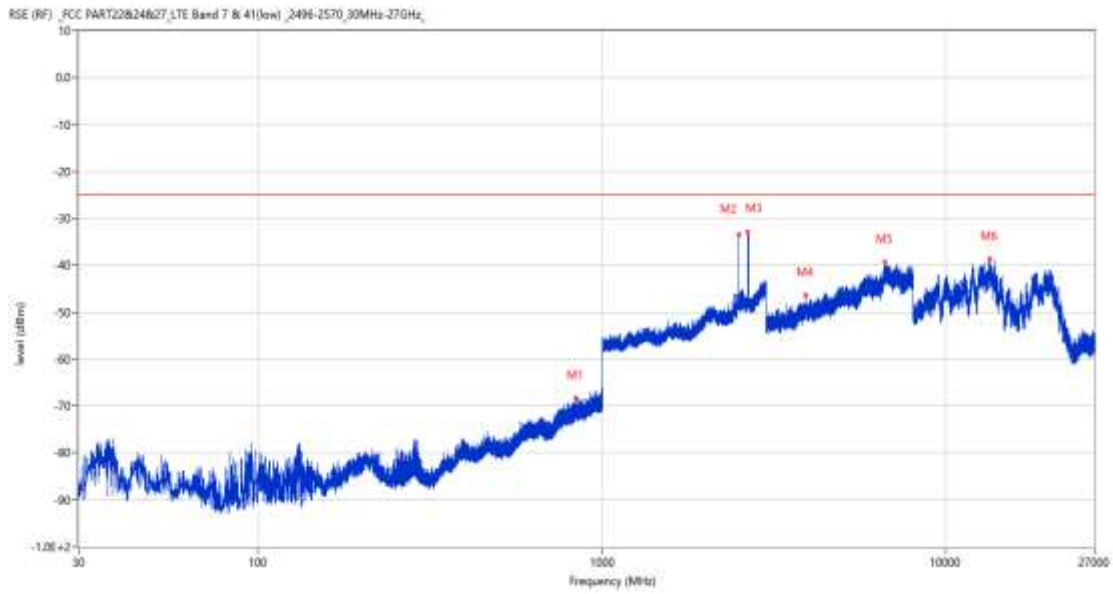
RSE-V&H LTE Band 7 BW15 CH21100



Frequency (MHz)	Result (dBm)	Factor (dB)	PK Limit (dBm)	Over Limit (dB)	Table (o)	ANT	EUT	Verdict
936.708	-66.93	1.29	-25.0	-41.93	20.00	Vertical	Horizontal	Pass
2529.100	-38.01	8.19	-25.0	-13.01	173.00	Vertical	Horizontal	N/A
3864.500	-47.00	8.69	-25.0	-22.00	185.00	Vertical	Horizontal	Pass
5820.500	-42.30	11.99	-25.0	-17.30	22.00	Vertical	Horizontal	Pass
7827.250	-38.88	15.81	-25.0	-13.88	301.00	Vertical	Horizontal	Pass
13374.750	-38.59	16.77	-25.0	-13.59	360.00	Vertical	Horizontal	Pass

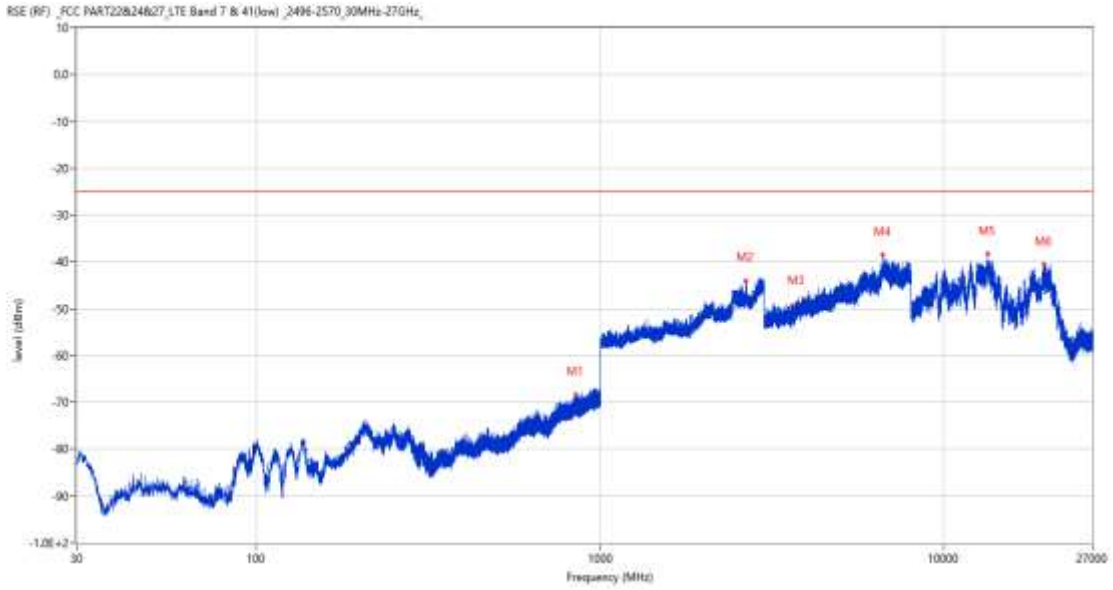
11.4 LTE Band 7 BW20, Middle Channel

RSE-H&H LTE Band 7 BW20 CH21100



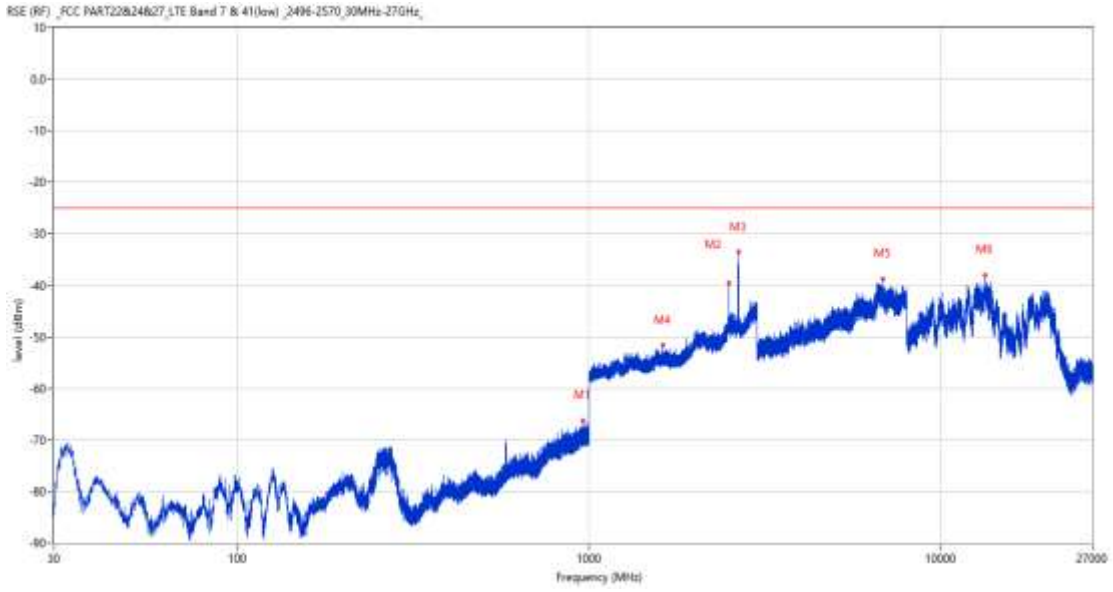
Frequency (MHz)	Result (dBm)	Factor (dB)	PK Limit (dBm)	Over Limit (dB)	Table (o)	ANT	EUT	Verdict
836.119	-68.25	-0.27	-25.0	-43.25	345.00	Horizontal	Horizontal	Pass
2490.800	-33.58	8.20	-25.0	-8.58	128.00	Horizontal	Horizontal	N/A
2648.500	-32.96	8.55	-25.0	-7.96	228.00	Horizontal	Horizontal	N/A
3894.500	-46.38	9.11	-25.0	-21.38	67.00	Horizontal	Horizontal	Pass
6641.250	-39.31	14.98	-25.0	-14.31	18.00	Horizontal	Horizontal	Pass
13388.137	-38.75	16.90	-25.0	-13.75	199.00	Horizontal	Horizontal	Pass

RSE-H&V LTE Band 7 BW20 CH21100



Frequency (MHz)	Result (dBm)	Factor (dB)	PK Limit (dBm)	Over Limit (dB)	Table (o)	ANT	EUT	Verdict
849.310	-68.33	-0.19	-25.0	-43.33	332.00	Horizontal	Vertical	Pass
2650.000	-44.07	8.54	-25.0	-19.07	13.00	Horizontal	Vertical	N/A
3722.250	-48.89	7.77	-25.0	-23.89	101.00	Horizontal	Vertical	Pass
6632.750	-38.52	14.93	-25.0	-13.52	200.00	Horizontal	Vertical	Pass
13368.188	-38.34	16.71	-25.0	-13.34	360.00	Horizontal	Vertical	Pass
19475.550	-40.61	12.93	-25.0	-15.61	204.00	Horizontal	Vertical	Pass

RSE-V&V LTE Band 7 BW20 CH21100



Frequency (MHz)	Result (dBm)	Factor (dB)	PK Limit (dBm)	Over Limit (dB)	Table (o)	ANT	EUT	Verdict
959.745	-66.19	1.90	-25.0	-41.19	360.00	Vertical	Vertical	Pass
2491.000	-39.60	8.20	-25.0	-14.60	242.00	Vertical	Vertical	N/A
2662.900	-33.59	7.95	-25.0	-8.59	205.00	Vertical	Vertical	N/A
1617.800	-51.58	0.18	-25.0	-26.58	199.00	Vertical	Vertical	Pass
6834.250	-38.85	14.19	-25.0	-13.85	187.00	Vertical	Vertical	Pass
13374.488	-38.02	16.77	-25.0	-13.02	272.00	Vertical	Vertical	Pass

RSE-V&H LTE Band 7 BW20 CH21100

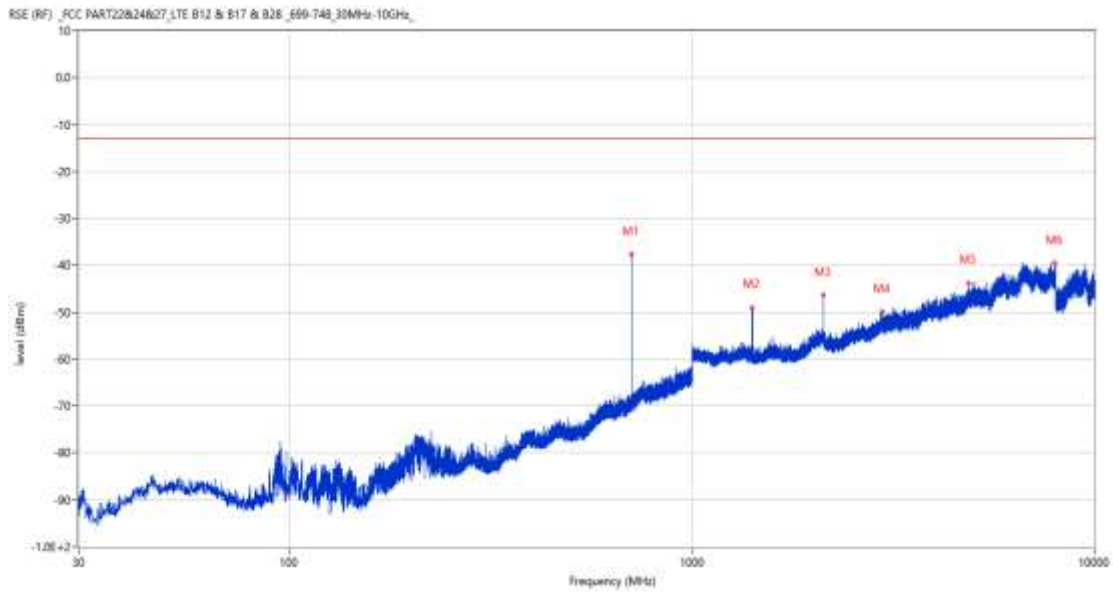


Frequency (MHz)	Result (dBm)	Factor (dB)	PK Limit (dBm)	Over Limit (dB)	Table (o)	ANT	EUT	Verdict
974.926	-66.58	1.89	-25.0	-41.58	80.00	Vertical	Horizontal	Pass
2123.300	-48.09	4.29	-25.0	-23.09	147.00	Vertical	Horizontal	Pass
2491.300	-39.78	8.21	-25.0	-14.78	290.00	Vertical	Horizontal	N/A
4496.250	-46.09	9.79	-25.0	-21.09	117.00	Vertical	Horizontal	Pass
7873.250	-39.08	14.92	-25.0	-14.08	66.00	Vertical	Horizontal	Pass
13398.638	-38.19	17.00	-25.0	-13.19	143.00	Vertical	Horizontal	Pass

12 LTE Band 12

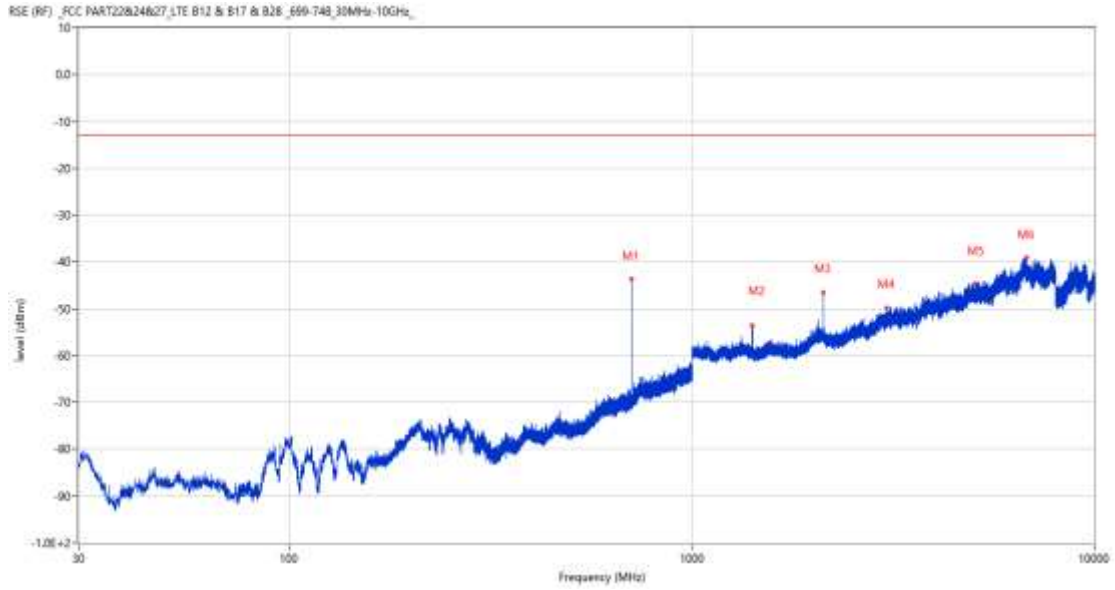
12.1 LTE Band 12 BW1.4, Middle Channel

RSE-H&H LTE Band 12 BW1.4 CH23095



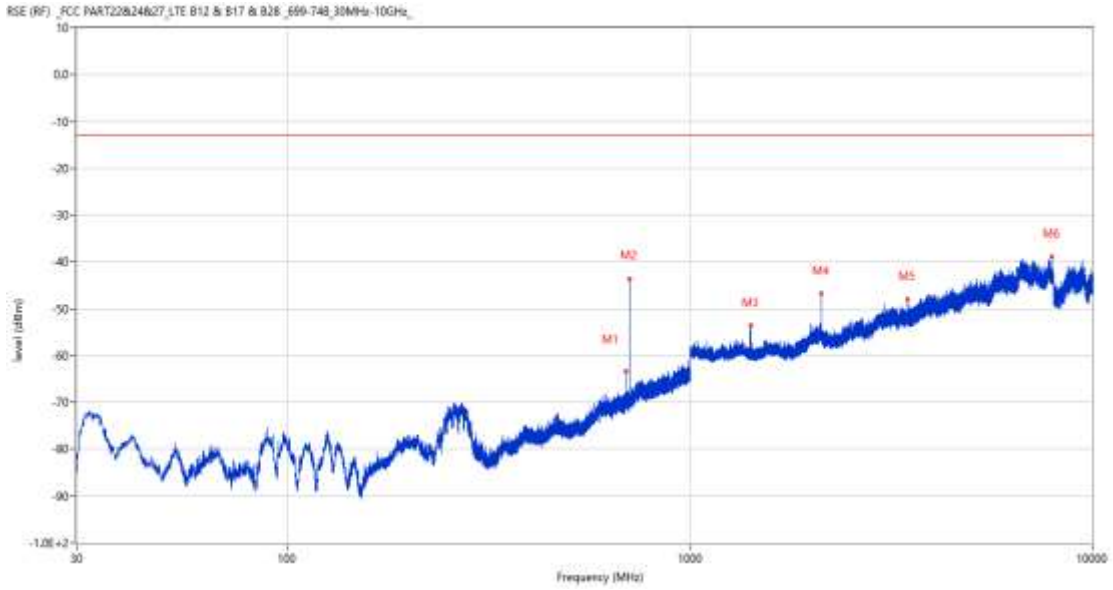
Frequency (MHz)	Result (dBm)	Factor (dB)	PK Limit (dBm)	Over Limit (dB)	Table (o)	ANT	EUT	Verdict
707.060	-37.64	1.42	-13.0	-24.64	304.00	Horizontal	Horizontal	N/A
1414.600	-49.11	-4.66	-13.0	-36.11	139.00	Horizontal	Horizontal	Pass
2122.000	-46.41	-1.16	-13.0	-33.41	119.00	Horizontal	Horizontal	Pass
2965.100	-49.86	4.63	-13.0	-36.86	338.00	Horizontal	Horizontal	Pass
4879.500	-43.79	10.65	-13.0	-30.79	301.00	Horizontal	Horizontal	Pass
7970.500	-39.43	14.90	-13.0	-26.43	283.00	Horizontal	Horizontal	Pass

RSE-H&V LTE Band 12 BW1.4 CH23095



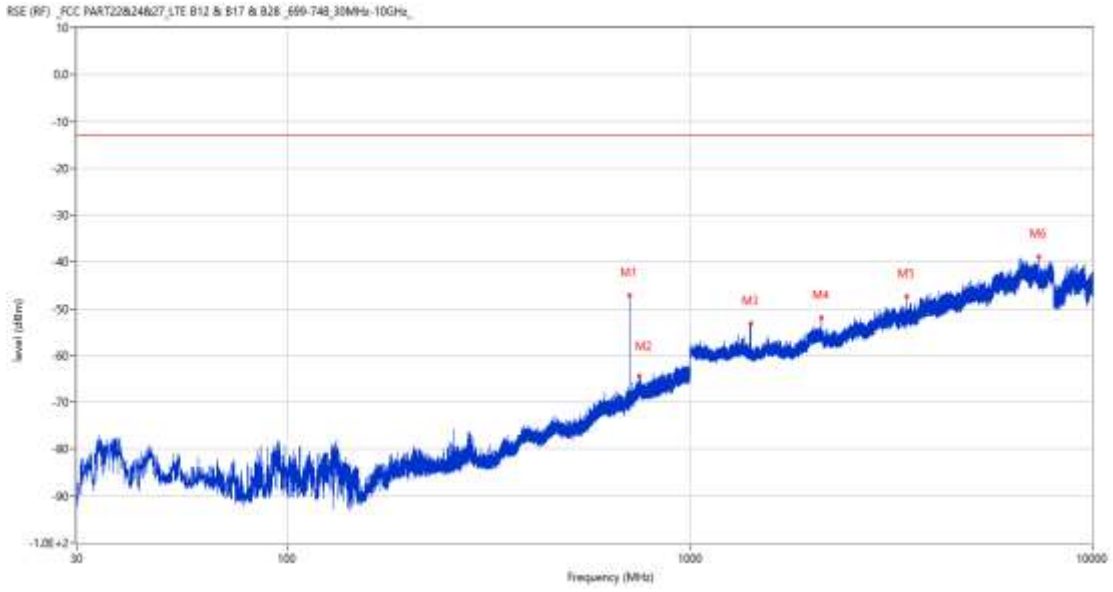
Frequency (MHz)	Result (dBm)	Factor (dB)	PK Limit (dBm)	Over Limit (dB)	Table (o)	ANT	EUT	Verdict
707.011	-43.68	1.42	-13.0	-30.68	360.00	Horizontal	Vertical	N/A
1414.600	-53.67	-4.66	-13.0	-40.67	49.00	Horizontal	Vertical	Pass
2122.100	-46.64	-1.14	-13.0	-33.64	181.00	Horizontal	Vertical	Pass
3054.250	-49.81	5.15	-13.0	-36.81	148.00	Horizontal	Vertical	Pass
5080.000	-44.59	10.90	-13.0	-31.59	148.00	Horizontal	Vertical	Pass
6796.000	-39.12	14.52	-13.0	-26.12	132.00	Horizontal	Vertical	Pass

RSE-V&V LTE Band 12 BW1.4 CH23095



Frequency (MHz)	Result (dBm)	Factor (dB)	PK Limit (dBm)	Over Limit (dB)	Table (o)	ANT	EUT	Verdict
693.625	-63.34	0.85	-13.0	-50.34	250.00	Vertical	Vertical	N/A
707.060	-43.58	1.42	-13.0	-30.58	241.00	Vertical	Vertical	N/A
1414.900	-53.68	-4.79	-13.0	-40.68	41.00	Vertical	Vertical	Pass
2121.900	-46.69	-1.18	-13.0	-33.69	360.00	Vertical	Vertical	Pass
3467.000	-48.09	7.17	-13.0	-35.09	151.00	Vertical	Vertical	Pass
7939.250	-38.89	14.62	-13.0	-25.89	19.00	Vertical	Vertical	Pass

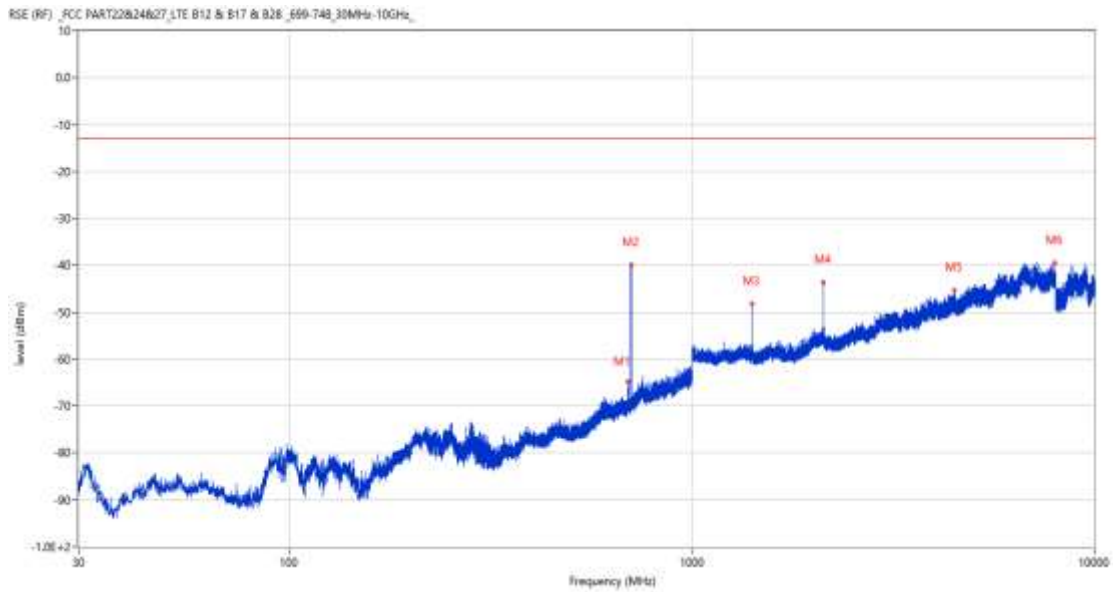
RSE-V&H LTE Band 12 BW1.4 CH23095



Frequency (MHz)	Result (dBm)	Factor (dB)	PK Limit (dBm)	Over Limit (dB)	Table (o)	ANT	EUT	Verdict
707.109	-47.20	1.42	-13.0	-34.20	173.00	Vertical	Horizontal	N/A
749.643	-64.46	3.51	-13.0	-51.46	360.00	Vertical	Horizontal	N/A
1414.700	-53.22	-4.70	-13.0	-40.22	315.00	Vertical	Horizontal	Pass
2122.100	-51.90	-1.14	-13.0	-38.90	289.00	Vertical	Horizontal	Pass
3463.000	-47.42	6.85	-13.0	-34.42	197.00	Vertical	Horizontal	Pass
7346.750	-38.83	14.66	-13.0	-25.83	315.00	Vertical	Horizontal	Pass

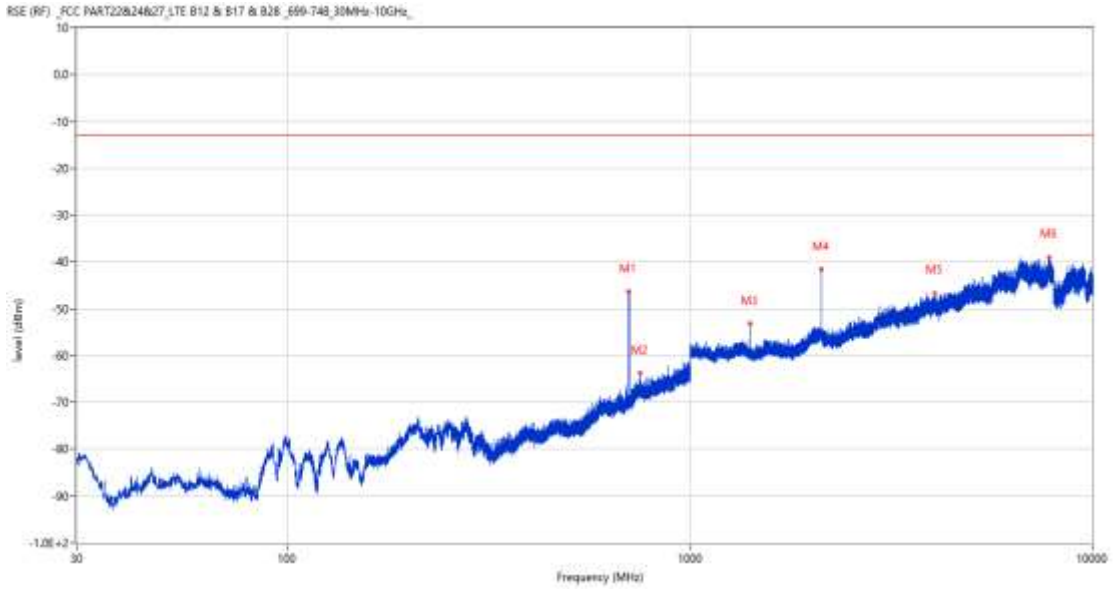
12.2 LTE Band 12 BW3, Middle Channel

RSE-H&H LTE Band 12 BW3 CH23095



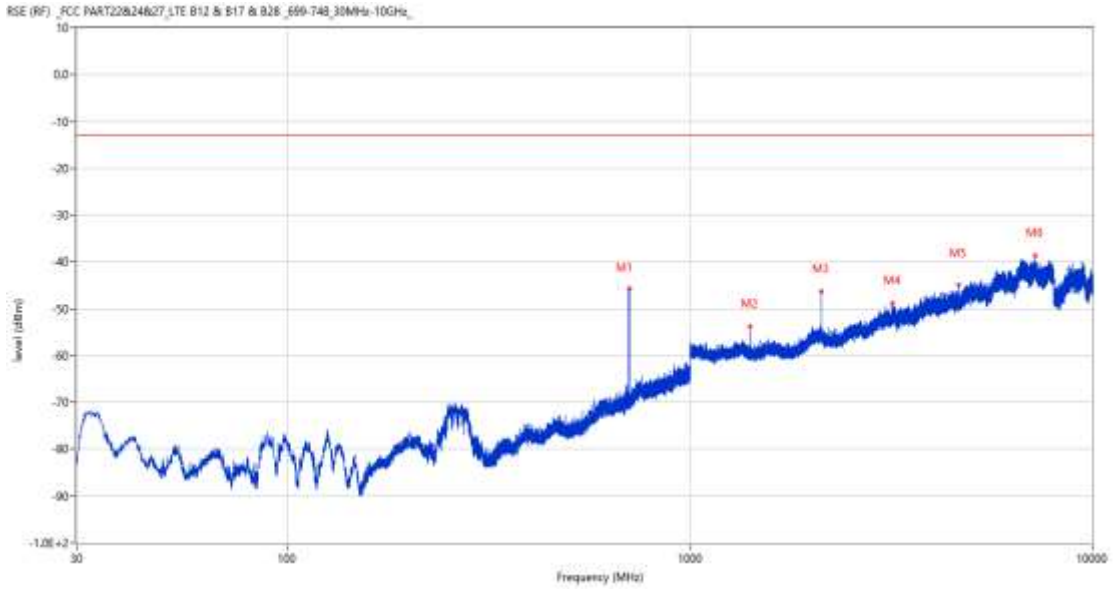
Frequency (MHz)	Result (dBm)	Factor (dB)	PK Limit (dBm)	Over Limit (dB)	Table (o)	ANT	EUT	Verdict
695.274	-64.77	1.30	-13.0	-51.77	299.00	Horizontal	Horizontal	N/A
706.284	-39.95	1.40	-13.0	-26.95	311.00	Horizontal	Horizontal	N/A
1413.200	-48.13	-4.68	-13.0	-35.13	217.00	Horizontal	Horizontal	Pass
2119.500	-43.61	-0.92	-13.0	-30.61	161.00	Horizontal	Horizontal	Pass
4497.500	-45.23	9.73	-13.0	-32.23	55.00	Horizontal	Horizontal	Pass
7963.500	-39.55	14.70	-13.0	-26.55	71.00	Horizontal	Horizontal	Pass

RSE-H&V LTE Band 12 BW3 CH23095



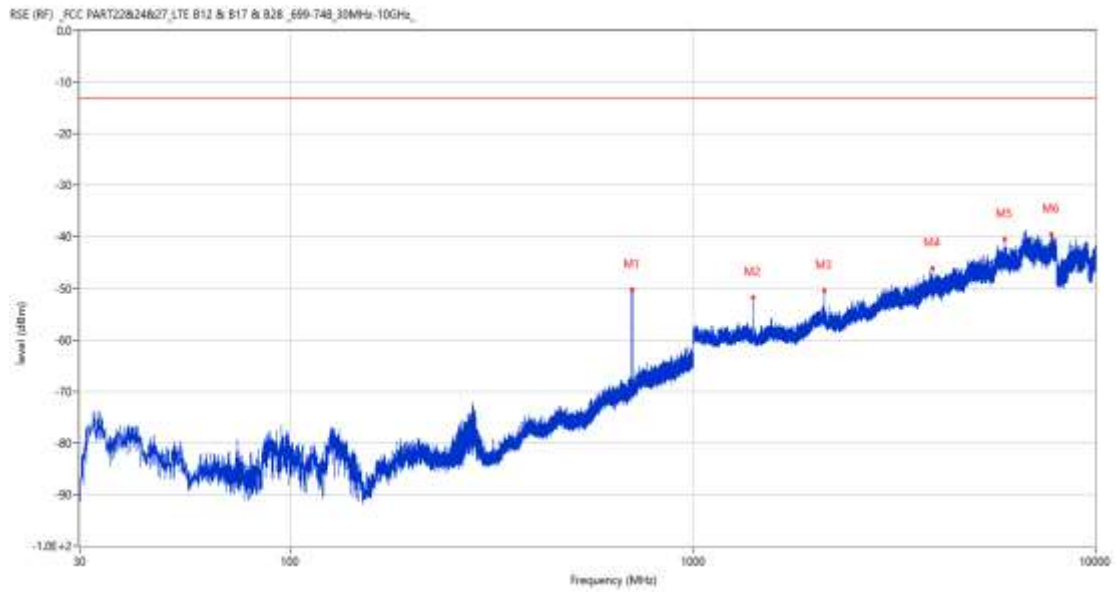
Frequency (MHz)	Result (dBm)	Factor (dB)	PK Limit (dBm)	Over Limit (dB)	Table (o)	ANT	EUT	Verdict
706.235	-46.30	1.39	-13.0	-33.30	359.00	Horizontal	Vertical	N/A
750.516	-63.83	3.53	-13.0	-50.83	273.00	Horizontal	Vertical	N/A
1413.200	-53.16	-4.68	-13.0	-40.16	153.00	Horizontal	Vertical	Pass
2119.500	-41.65	-0.92	-13.0	-28.65	166.00	Horizontal	Vertical	Pass
4056.250	-46.76	9.19	-13.0	-33.76	90.00	Horizontal	Vertical	Pass
7818.000	-39.15	16.32	-13.0	-26.15	360.00	Horizontal	Vertical	Pass

RSE-V&V LTE Band 12 BW3 CH23095



Frequency (MHz)	Result (dBm)	Factor (dB)	PK Limit (dBm)	Over Limit (dB)	Table (o)	ANT	EUT	Verdict
706.284	-45.64	1.40	-13.0	-32.64	241.00	Vertical	Vertical	N/A
1413.000	-53.88	-4.62	-13.0	-40.88	308.00	Vertical	Vertical	Pass
2119.400	-46.43	-0.92	-13.0	-33.43	134.00	Vertical	Vertical	Pass
3187.750	-48.88	6.34	-13.0	-35.88	83.00	Vertical	Vertical	Pass
4652.000	-44.99	9.27	-13.0	-31.99	316.00	Vertical	Vertical	Pass
7194.500	-38.66	14.68	-13.0	-25.66	100.00	Vertical	Vertical	Pass

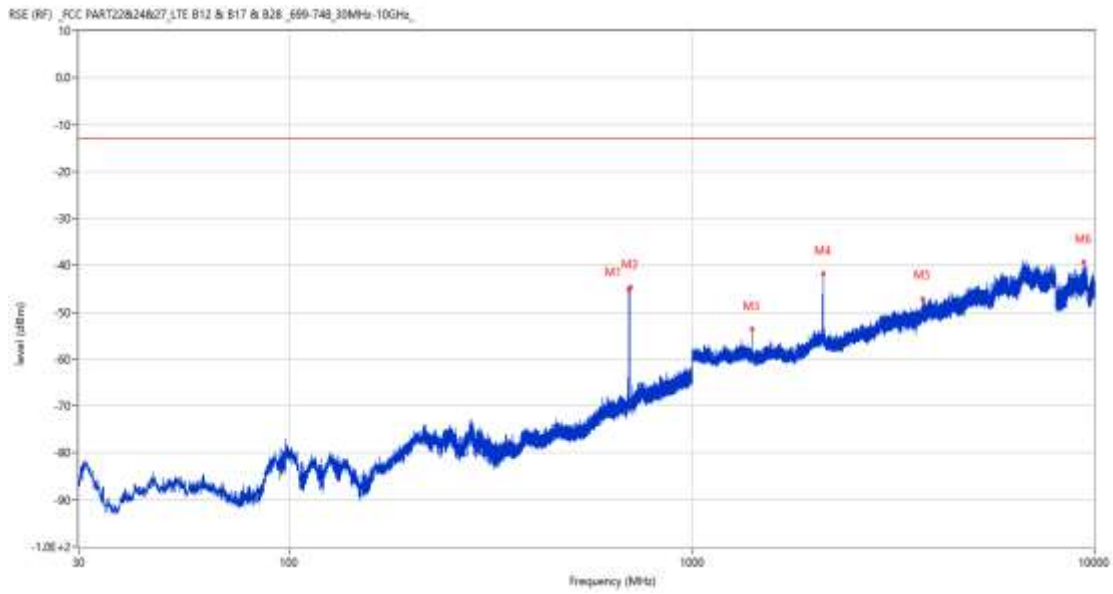
RSE-V&H LTE Band 12 BW3 CH23095



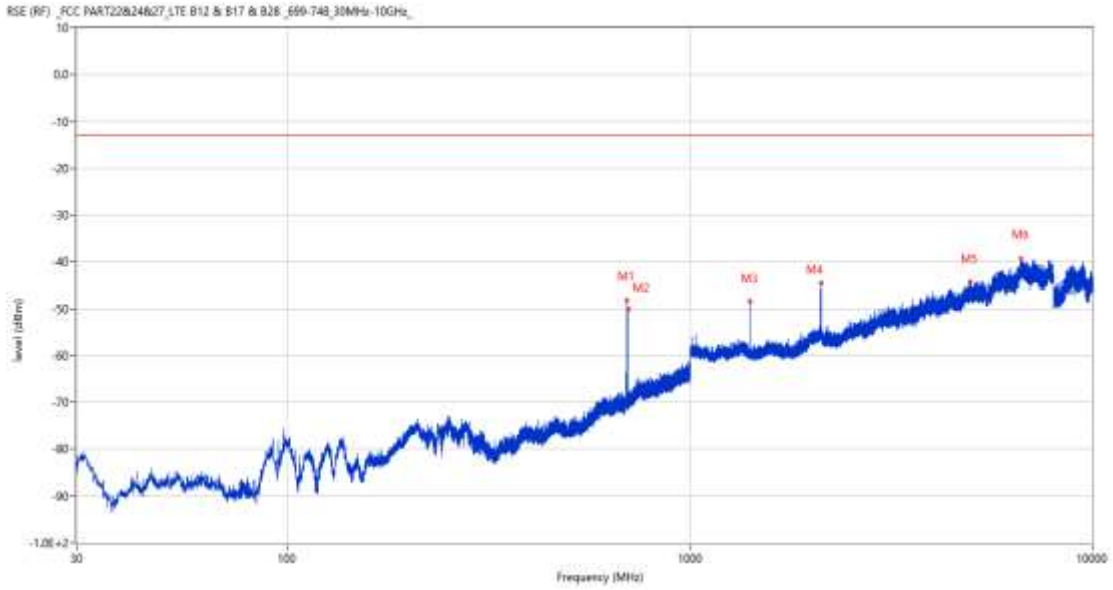
Frequency (MHz)	Result (dBm)	Factor (dB)	PK Limit (dBm)	Over Limit (dB)	Table (o)	ANT	EUT	Verdict
706.284	-50.20	1.40	-13.0	-37.20	182.00	Vertical	Horizontal	N/A
1413.200	-51.85	-4.68	-13.0	-38.85	211.00	Vertical	Horizontal	Pass
2119.300	-50.54	-0.92	-13.0	-37.54	360.00	Vertical	Horizontal	Pass
3933.500	-46.11	8.31	-13.0	-33.11	316.00	Vertical	Horizontal	Pass
5959.250	-40.58	13.24	-13.0	-27.58	132.00	Vertical	Horizontal	Pass
7783.750	-39.61	15.56	-13.0	-26.61	0.00	Vertical	Horizontal	Pass

12.3 LTE Band 12 BW5, Middle Channel

RSE-H&H LTE Band 12 BW5 CH23095

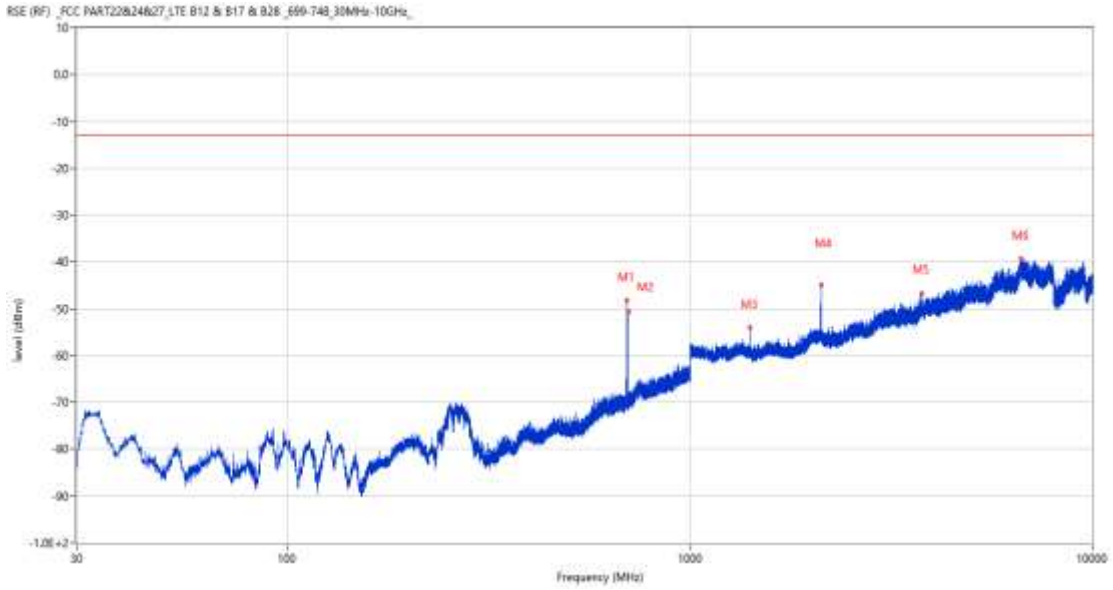


Frequency (MHz)	Result (dBm)	Factor (dB)	PK Limit (dBm)	Over Limit (dB)	Table (o)	ANT	EUT	Verdict
696.633	-45.01	1.27	-13.0	-32.01	340.00	Horizontal	Horizontal	N/A
705.362	-44.75	1.37	-13.0	-31.75	303.00	Horizontal	Horizontal	N/A
1411.600	-53.69	-4.61	-13.0	-40.69	151.00	Horizontal	Horizontal	Pass
2116.700	-41.79	-0.84	-13.0	-28.79	145.00	Horizontal	Horizontal	Pass
3755.250	-47.15	8.27	-13.0	-34.15	15.00	Horizontal	Horizontal	Pass
9435.900	-39.29	14.00	-13.0	-26.29	0.00	Horizontal	Horizontal	Pass



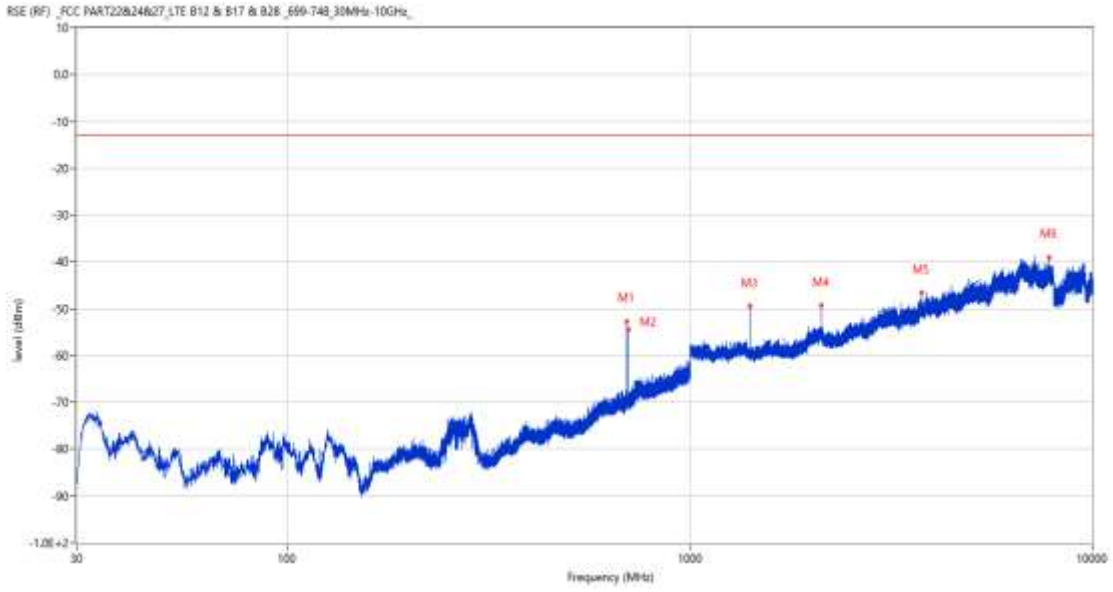
Frequency (MHz)	Result (dBm)	Factor (dB)	PK Limit (dBm)	Over Limit (dB)	Table (o)	ANT	EUT	Verdict
696.778	-48.28	1.27	-13.0	-35.28	18.00	Horizontal	Vertical	N/A
705.362	-50.07	1.37	-13.0	-37.07	323.00	Horizontal	Vertical	N/A
1411.400	-48.41	-4.60	-13.0	-35.41	140.00	Horizontal	Vertical	Pass
2116.600	-44.55	-0.82	-13.0	-31.55	166.00	Horizontal	Vertical	Pass
4976.250	-44.21	11.07	-13.0	-31.21	265.00	Horizontal	Vertical	Pass
6636.000	-39.26	14.82	-13.0	-26.26	249.00	Horizontal	Vertical	Pass

RSE-V&V LTE Band 12 BW5 CH23095



Frequency (MHz)	Result (dBm)	Factor (dB)	PK Limit (dBm)	Over Limit (dB)	Table (o)	ANT	EUT	Verdict
696.778	-48.28	1.27	-13.0	-35.28	241.00	Vertical	Vertical	N/A
705.314	-50.78	1.37	-13.0	-37.78	245.00	Vertical	Vertical	N/A
1411.500	-54.02	-4.60	-13.0	-41.02	59.00	Vertical	Vertical	Pass
2116.700	-44.86	-0.84	-13.0	-31.86	3.00	Vertical	Vertical	Pass
3771.000	-46.81	8.66	-13.0	-33.81	162.00	Vertical	Vertical	Pass
6656.750	-39.40	15.00	-13.0	-26.40	45.00	Vertical	Vertical	Pass

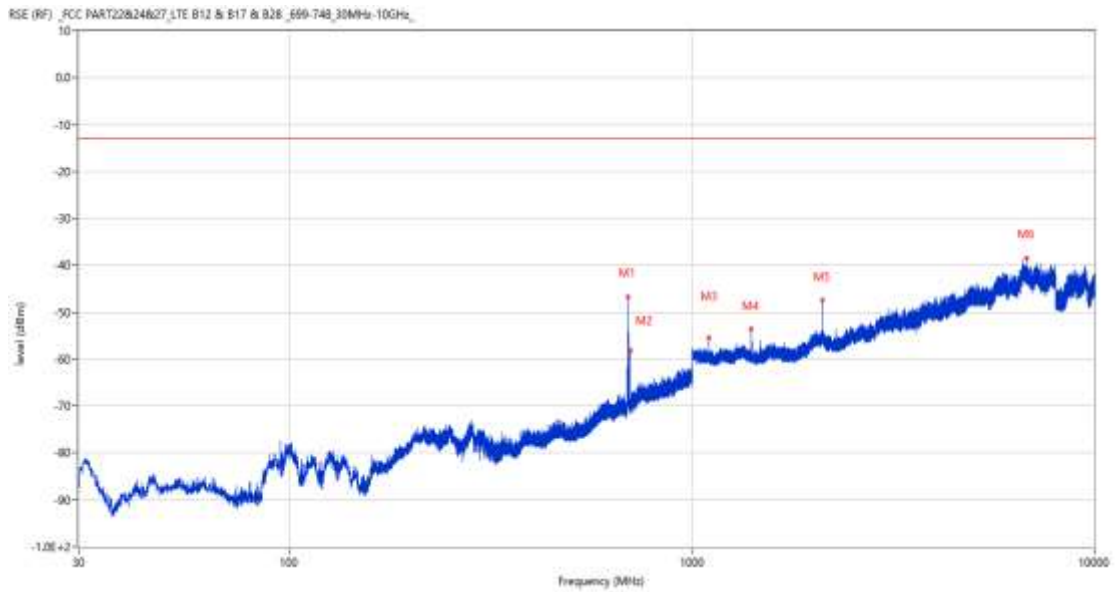
RSE-V&H LTE Band 12 BW5 CH23095



Frequency (MHz)	Result (dBm)	Factor (dB)	PK Limit (dBm)	Over Limit (dB)	Table (o)	ANT	EUT	Verdict
696.778	-52.69	1.27	-13.0	-39.69	288.00	Vertical	Horizontal	N/A
705.362	-54.39	1.37	-13.0	-41.39	178.00	Vertical	Horizontal	N/A
1411.400	-49.52	-4.60	-13.0	-36.52	305.00	Vertical	Horizontal	Pass
2116.700	-49.26	-0.84	-13.0	-36.26	41.00	Vertical	Horizontal	Pass
3757.250	-46.45	8.47	-13.0	-33.45	7.00	Vertical	Horizontal	Pass
7808.000	-39.13	16.04	-13.0	-26.13	23.00	Vertical	Horizontal	Pass

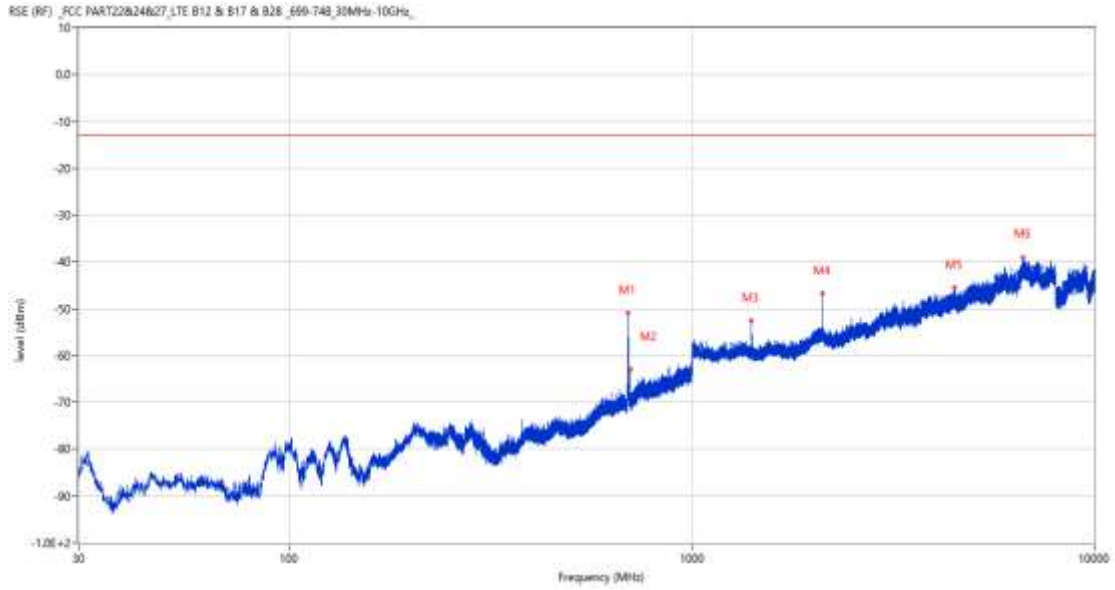
12.4 LTE Band 12 BW10, Middle Channel

RSE-H&H LTE Band 12 BW10 CH23095

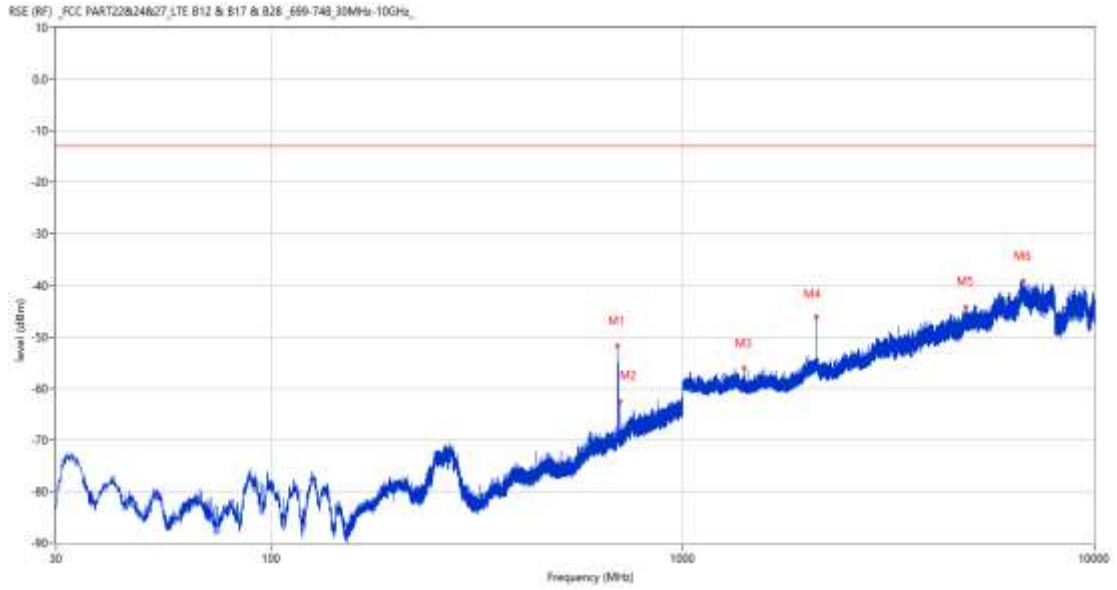


Frequency (MHz)	Result (dBm)	Factor (dB)	PK Limit (dBm)	Over Limit (dB)	Table (o)	ANT	EUT	Verdict
694.207	-46.68	1.14	-13.0	-33.68	297.00	Horizontal	Horizontal	N/A
702.986	-58.18	1.30	-13.0	-45.18	309.00	Horizontal	Horizontal	N/A
1101.400	-55.56	-4.02	-13.0	-42.56	77.00	Horizontal	Horizontal	Pass
1406.800	-53.67	-4.66	-13.0	-40.67	15.00	Horizontal	Horizontal	Pass
2109.900	-47.43	-0.41	-13.0	-34.43	358.00	Horizontal	Horizontal	Pass
6792.250	-38.54	14.48	-13.0	-25.54	241.00	Horizontal	Horizontal	Pass

RSE-H&V LTE Band 12 BW10 CH23095

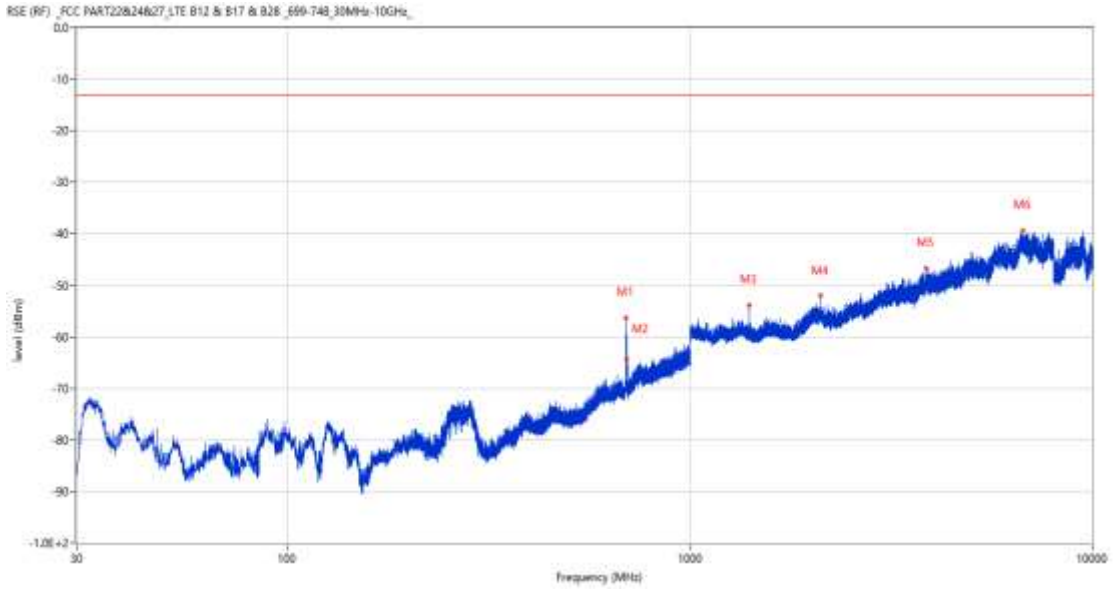


Frequency (MHz)	Result (dBm)	Factor (dB)	PK Limit (dBm)	Over Limit (dB)	Table (o)	ANT	EUT	Verdict
694.159	-50.89	1.12	-13.0	-37.89	219.00	Horizontal	Vertical	N/A
703.034	-62.83	1.30	-13.0	-49.83	0.00	Horizontal	Vertical	N/A
1406.900	-52.49	-4.65	-13.0	-39.49	198.00	Horizontal	Vertical	Pass
2110.200	-46.85	-0.43	-13.0	-33.85	159.00	Horizontal	Vertical	Pass
4496.250	-45.60	9.79	-13.0	-32.60	100.00	Horizontal	Vertical	Pass
6656.500	-39.04	15.04	-13.0	-26.04	350.00	Horizontal	Vertical	Pass



Frequency (MHz)	Result (dBm)	Factor (dB)	PK Limit (dBm)	Over Limit (dB)	Table (o)	ANT	EUT	Verdict
694.207	-51.84	1.14	-13.0	-38.84	240.00	Vertical	Vertical	N/A
703.131	-62.45	1.31	-13.0	-49.45	264.00	Vertical	Vertical	N/A
1407.200	-56.11	-4.62	-13.0	-43.11	40.00	Vertical	Vertical	Pass
2110.100	-46.19	-0.42	-13.0	-33.19	360.00	Vertical	Vertical	Pass
4875.250	-44.27	10.40	-13.0	-31.27	360.00	Vertical	Vertical	Pass
6700.750	-39.11	15.31	-13.0	-26.11	314.00	Vertical	Vertical	Pass

RSE-V&H LTE Band 12 BW10 CH23095

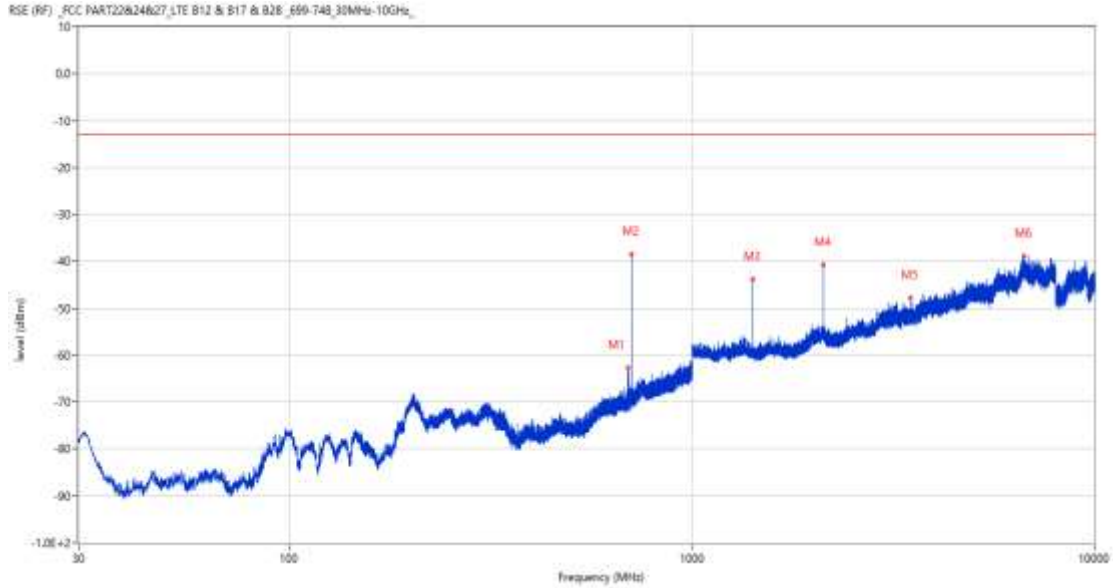


Frequency (MHz)	Result (dBm)	Factor (dB)	PK Limit (dBm)	Over Limit (dB)	Table (o)	ANT	EUT	Verdict
694.353	-56.40	1.21	-13.0	-43.40	329.00	Vertical	Horizontal	N/A
696.487	-64.34	1.28	-13.0	-51.34	250.00	Vertical	Horizontal	N/A
1407.000	-53.83	-4.64	-13.0	-40.83	297.00	Vertical	Horizontal	Pass
2110.300	-51.97	-0.43	-13.0	-38.97	266.00	Vertical	Horizontal	Pass
3870.000	-46.65	8.81	-13.0	-33.65	174.00	Vertical	Horizontal	Pass
6704.000	-39.36	15.50	-13.0	-26.36	140.00	Vertical	Horizontal	Pass

13 LTE Band 17

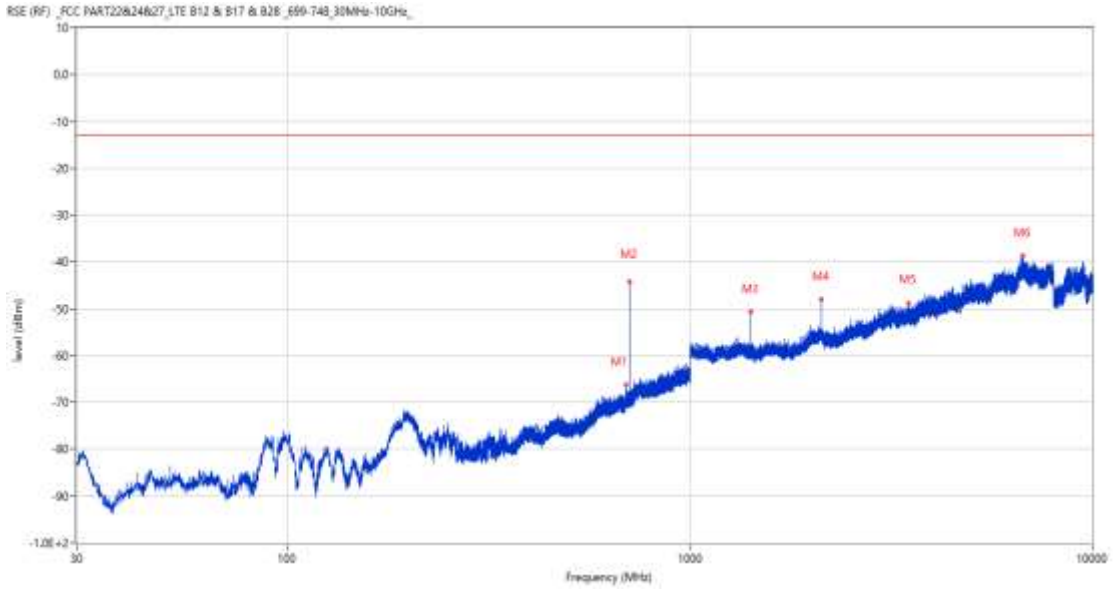
13.1 LTE Band 17 BW5, Middle Channel

RSE-H&H LTE Band 17 BW5 CH23790



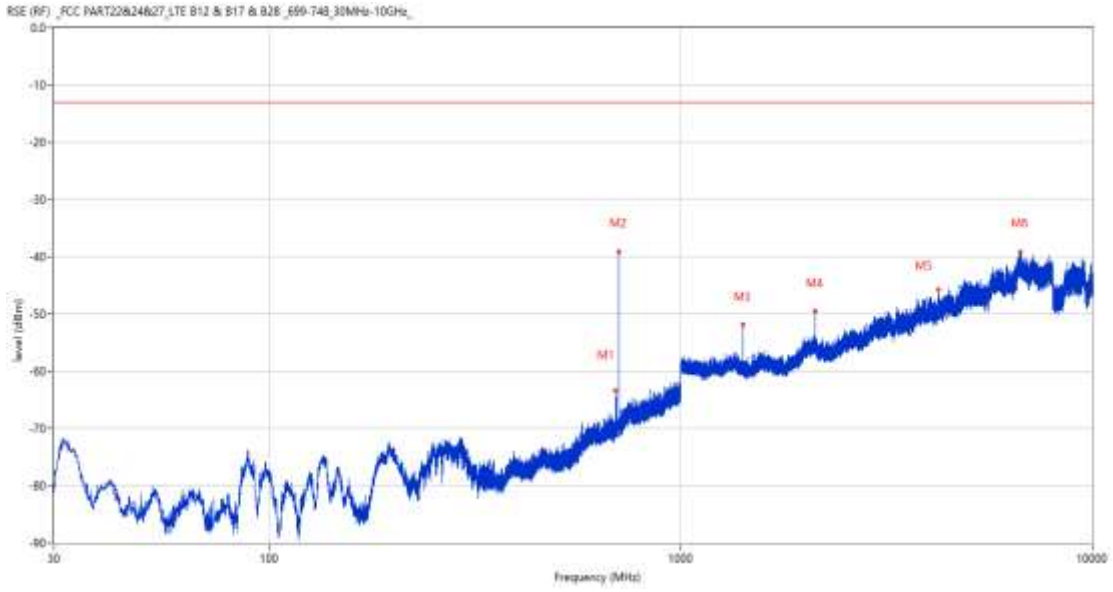
Frequency (MHz)	Result (dBm)	Factor (dB)	PK Limit (dBm)	Over Limit (dB)	Table (o)	ANT	EUT	Verdict
694.838	-62.77	1.30	-13.0	-49.77	224.00	Horizontal	Horizontal	N/A
707.885	-38.44	1.44	-13.0	-25.44	337.00	Horizontal	Horizontal	N/A
1416.400	-43.92	-4.90	-13.0	-30.92	315.00	Horizontal	Horizontal	Pass
2124.300	-40.86	-1.02	-13.0	-27.86	132.00	Horizontal	Horizontal	Pass
3488.000	-47.82	6.66	-13.0	-34.82	51.00	Horizontal	Horizontal	Pass
6688.500	-38.88	14.68	-13.0	-25.88	168.00	Horizontal	Horizontal	Pass

RSE-H&V LTE Band 17 BW5 CH23790



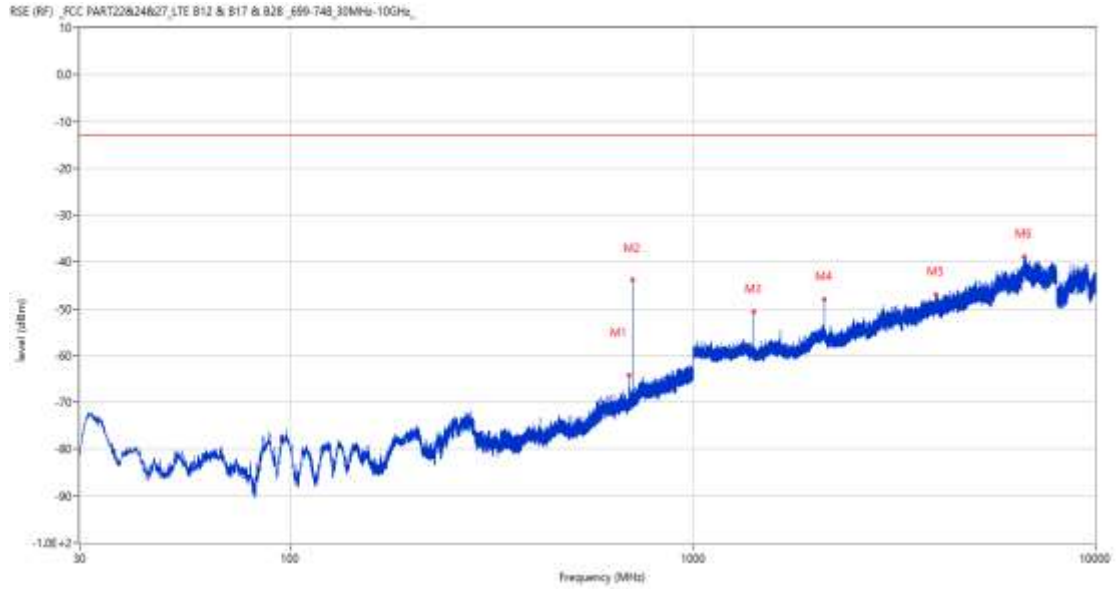
Frequency (MHz)	Result (dBm)	Factor (dB)	PK Limit (dBm)	Over Limit (dB)	Table (o)	ANT	EUT	Verdict
695.129	-66.27	1.30	-13.0	-53.27	128.00	Horizontal	Vertical	N/A
707.787	-44.34	1.44	-13.0	-31.34	284.00	Horizontal	Vertical	N/A
1416.600	-50.79	-4.92	-13.0	-37.79	113.00	Horizontal	Vertical	Pass
2124.400	-47.93	-1.02	-13.0	-34.93	150.00	Horizontal	Vertical	Pass
3499.250	-48.92	6.86	-13.0	-35.92	299.00	Horizontal	Vertical	Pass
6715.500	-38.78	15.72	-13.0	-25.78	360.00	Horizontal	Vertical	Pass

RSE-V&V LTE Band 17 BW5 CH23790



Frequency (MHz)	Result (dBm)	Factor (dB)	PK Limit (dBm)	Over Limit (dB)	Table (o)	ANT	EUT	Verdict
694.984	-63.44	1.30	-13.0	-50.44	213.00	Vertical	Vertical	N/A
707.836	-39.12	1.44	-13.0	-26.12	154.00	Vertical	Vertical	N/A
1416.300	-51.84	-4.88	-13.0	-38.84	22.00	Vertical	Vertical	Pass
2124.500	-49.52	-1.02	-13.0	-36.52	1.00	Vertical	Vertical	Pass
4226.250	-45.85	8.69	-13.0	-32.85	265.00	Vertical	Vertical	Pass
6682.250	-39.20	14.59	-13.0	-26.20	265.00	Vertical	Vertical	Pass

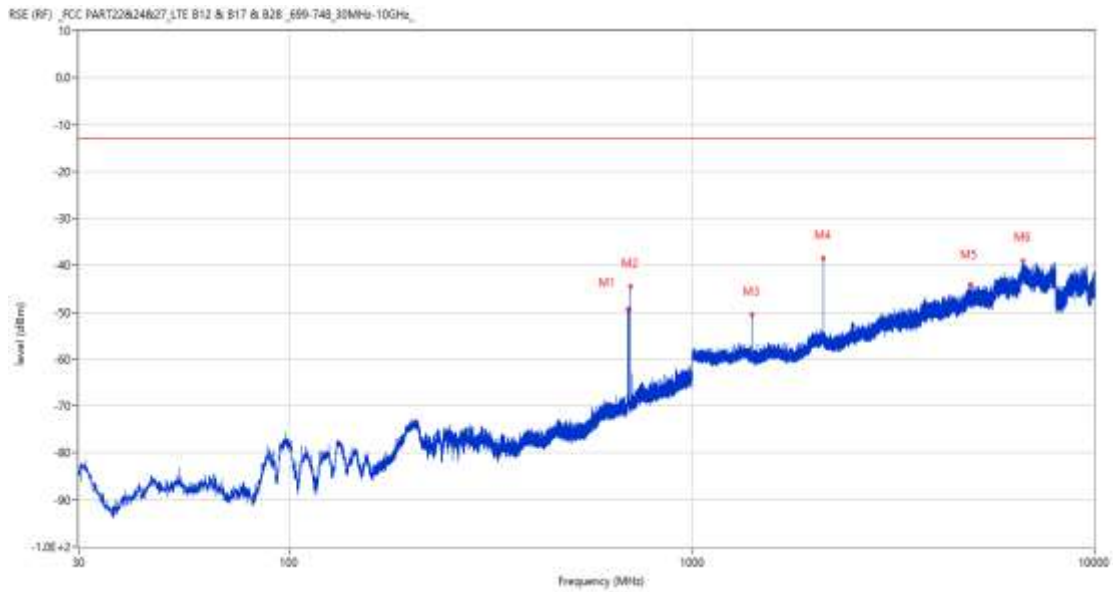
RSE-V&H LTE Band 17 BW5 CH23790



Frequency (MHz)	Result (dBm)	Factor (dB)	PK Limit (dBm)	Over Limit (dB)	Table (o)	ANT	EUT	Verdict
694.741	-64.20	1.30	-13.0	-51.20	158.00	Vertical	Horizontal	N/A
707.933	-43.90	1.44	-13.0	-30.90	153.00	Vertical	Horizontal	N/A
1416.500	-50.75	-4.91	-13.0	-37.75	73.00	Vertical	Horizontal	Pass
2124.100	-48.03	-1.03	-13.0	-35.03	34.00	Vertical	Horizontal	Pass
4025.250	-46.96	9.02	-13.0	-33.96	350.00	Vertical	Horizontal	Pass
6657.000	-38.83	14.96	-13.0	-25.83	315.00	Vertical	Horizontal	Pass

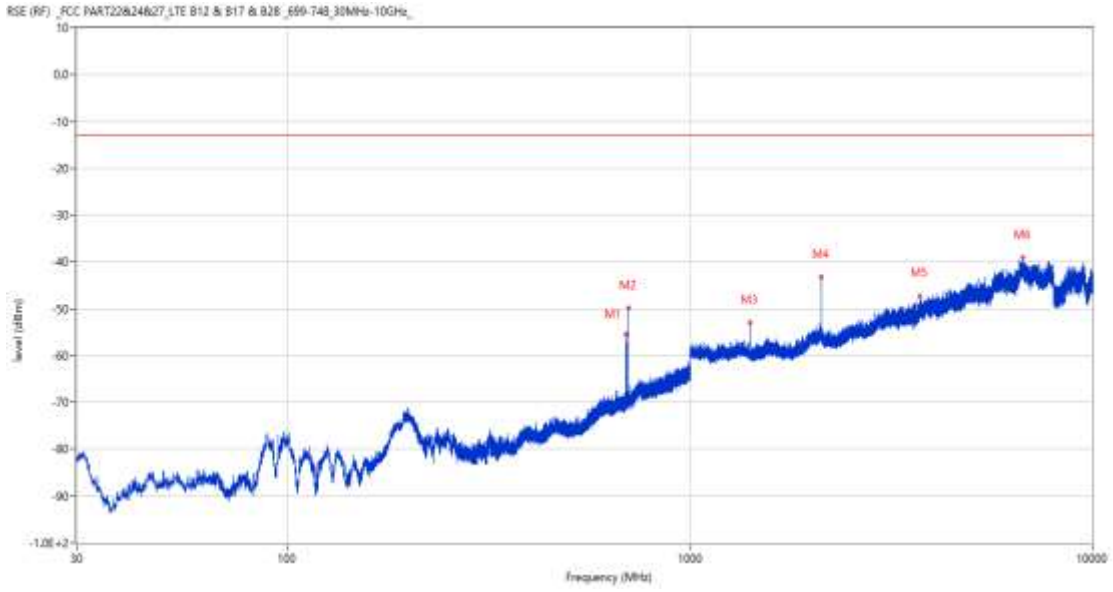
13.2 LTE Band 17 BW10, Middle Channel

RSE-H&H LTE Band 17 BW10 CH23790



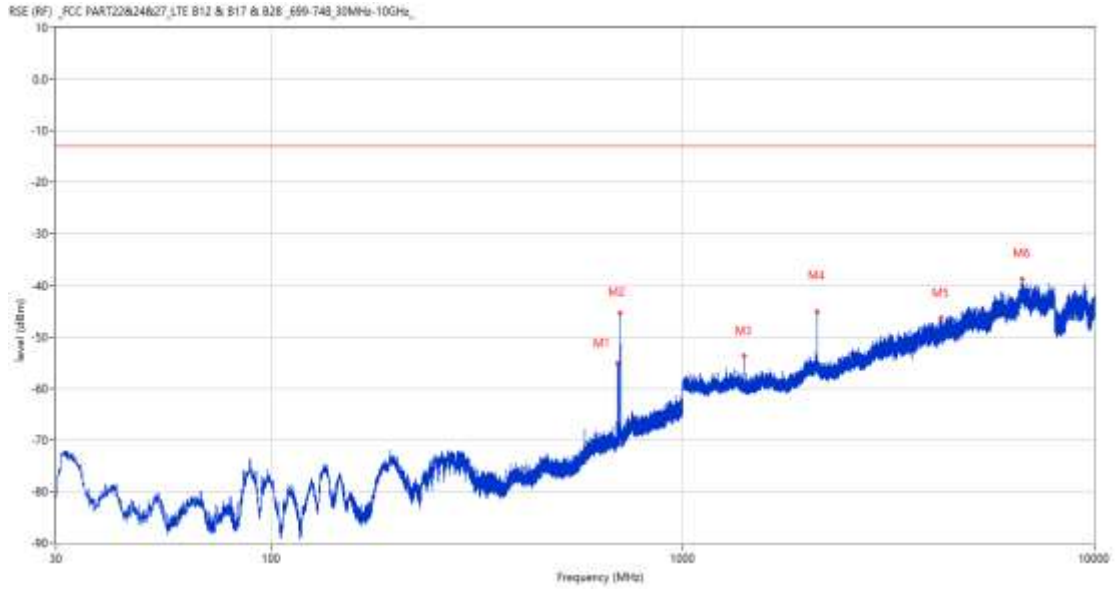
Frequency (MHz)	Result (dBm)	Factor (dB)	PK Limit (dBm)	Over Limit (dB)	Table (o)	ANT	EUT	Verdict
694.596	-49.47	1.31	-13.0	-36.47	287.00	Horizontal	Horizontal	N/A
705.654	-44.41	1.38	-13.0	-31.41	287.00	Horizontal	Horizontal	N/A
1411.800	-50.53	-4.61	-13.0	-37.53	316.00	Horizontal	Horizontal	Pass
2117.500	-38.48	0.00	-13.0	-25.48	135.00	Horizontal	Horizontal	Pass
4920.500	-44.02	10.76	-13.0	-31.02	73.00	Horizontal	Horizontal	Pass
6646.500	-39.04	15.26	-13.0	-26.04	219.00	Horizontal	Horizontal	Pass

RSE-H&V LTE Band 17 BW10 CH23790



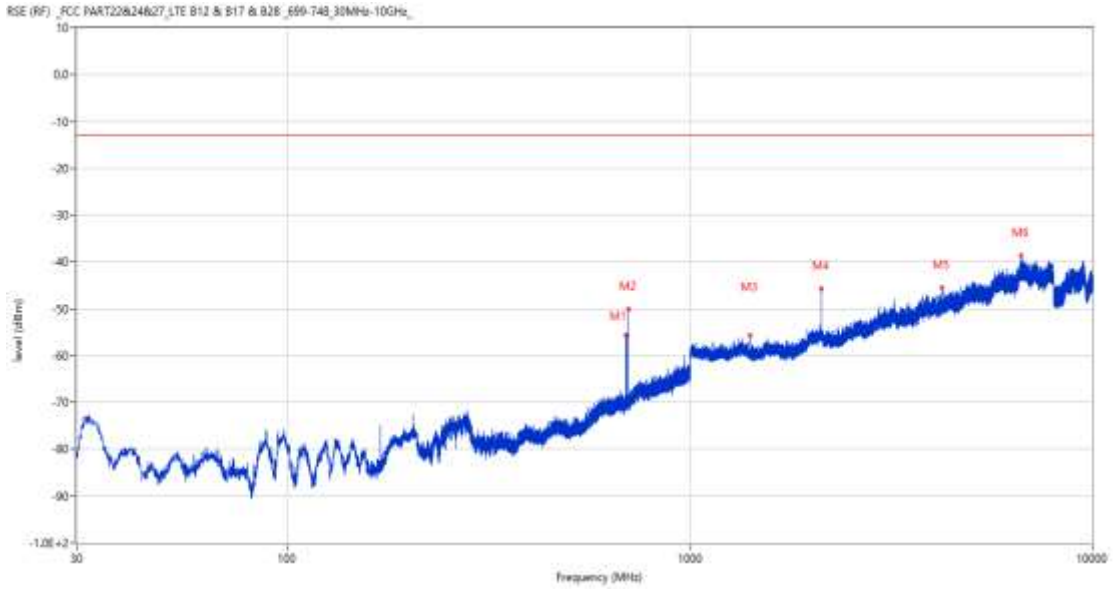
Frequency (MHz)	Result (dBm)	Factor (dB)	PK Limit (dBm)	Over Limit (dB)	Table (o)	ANT	EUT	Verdict
694.062	-55.52	1.07	-13.0	-42.52	266.00	Horizontal	Vertical	N/A
705.605	-49.81	1.38	-13.0	-36.81	128.00	Horizontal	Vertical	N/A
1411.800	-52.99	-4.61	-13.0	-39.99	164.00	Horizontal	Vertical	Pass
2117.700	-43.22	-0.98	-13.0	-30.22	322.00	Horizontal	Vertical	Pass
3735.250	-47.46	7.42	-13.0	-34.46	165.00	Horizontal	Vertical	Pass
6709.000	-39.06	15.63	-13.0	-26.06	198.00	Horizontal	Vertical	Pass

RSE-V&V LTE Band 17 BW10 CH23790



Frequency (MHz)	Result (dBm)	Factor (dB)	PK Limit (dBm)	Over Limit (dB)	Table (o)	ANT	EUT	Verdict
694.886	-55.23	1.30	-13.0	-42.23	137.00	Vertical	Vertical	N/A
705.654	-45.30	1.38	-13.0	-32.30	146.00	Vertical	Vertical	N/A
1411.900	-53.71	-4.61	-13.0	-40.71	41.00	Vertical	Vertical	Pass
2117.600	-45.19	-0.99	-13.0	-32.19	162.00	Vertical	Vertical	Pass
4248.250	-46.37	9.03	-13.0	-33.37	52.00	Vertical	Vertical	Pass
6681.750	-38.78	14.54	-13.0	-25.78	104.00	Vertical	Vertical	Pass

RSE-V&H LTE Band 17 BW10 CH23790

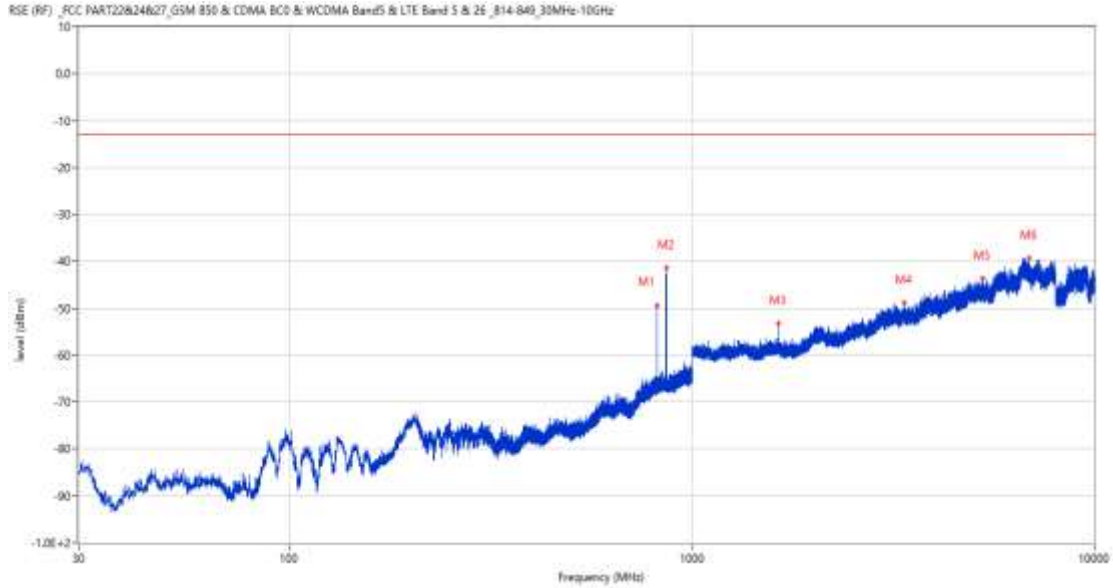


Frequency (MHz)	Result (dBm)	Factor (dB)	PK Limit (dBm)	Over Limit (dB)	Table (o)	ANT	EUT	Verdict
695.517	-55.74	1.29	-13.0	-42.74	159.00	Vertical	Horizontal	N/A
705.654	-50.18	1.38	-13.0	-37.18	142.00	Vertical	Horizontal	N/A
1412.200	-55.70	-4.59	-13.0	-42.70	53.00	Vertical	Horizontal	Pass
2117.500	-45.71	0.00	-13.0	-32.71	1.00	Vertical	Horizontal	Pass
4229.500	-45.51	8.61	-13.0	-32.51	38.00	Vertical	Horizontal	Pass
6661.000	-38.74	14.74	-13.0	-25.74	104.00	Vertical	Horizontal	Pass

14 LTE Band 26 (Part22)

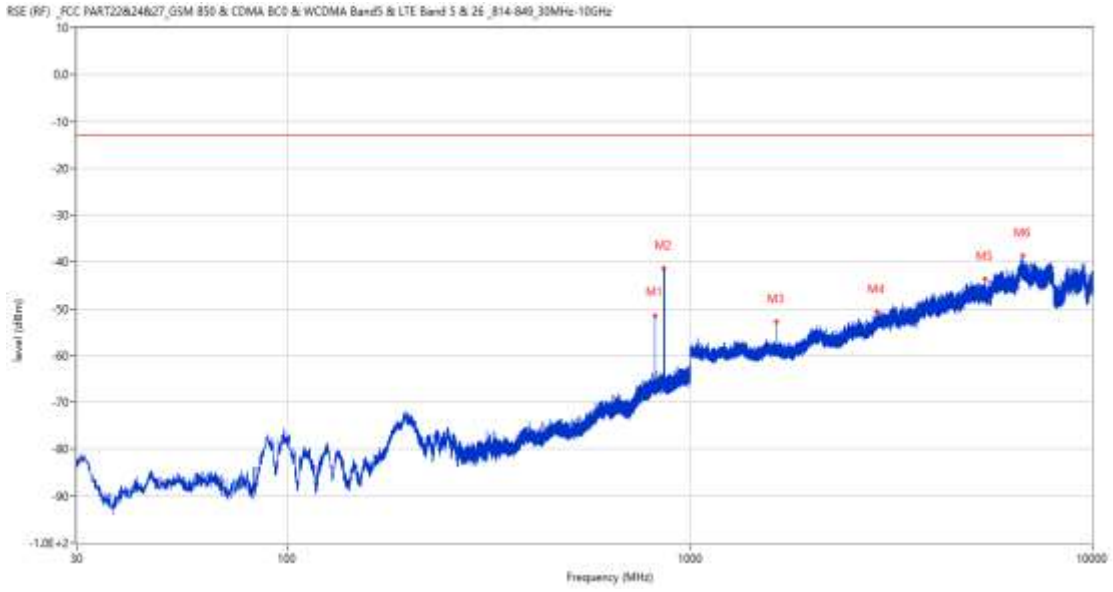
14.1 LTE Band 26 (Part22) BW1.4, Middle Channel

RSE-H&H LTE Band 26 (Part22) BW1.4 CH26915



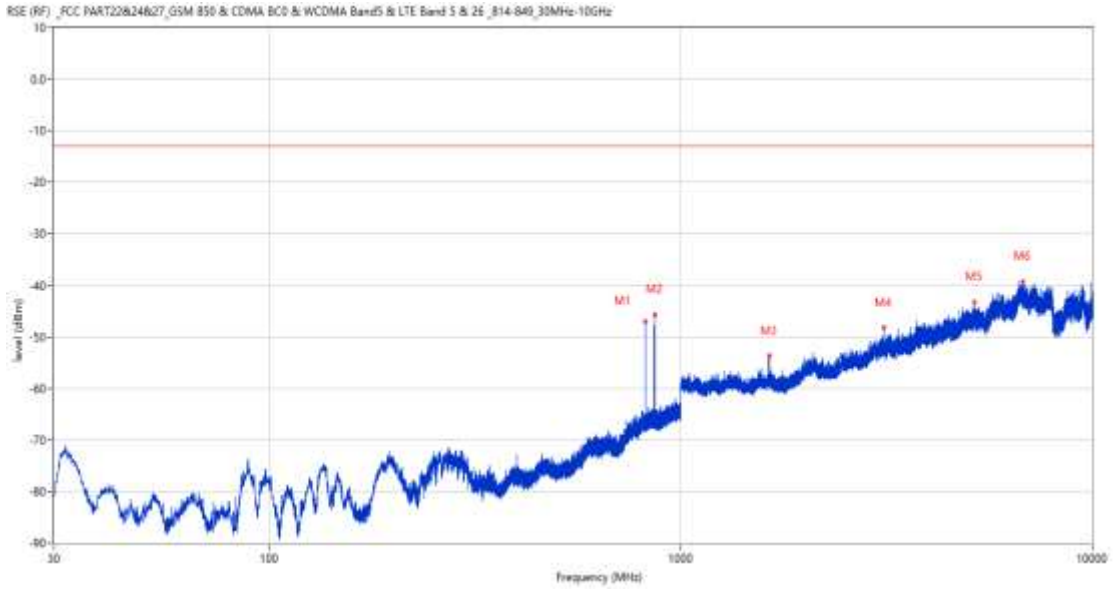
Frequency (MHz)	Result (dBm)	Factor (dB)	PK Limit (dBm)	Over Limit (dB)	Table (o)	ANT	EUT	Verdict
818.562	-49.41	4.12	-13.0	-36.41	296.00	Horizontal	Horizontal	N/A
864.297	-41.38	4.15	-13.0	-28.38	284.00	Horizontal	Horizontal	N/A
1637.900	-53.24	-4.11	-13.0	-40.24	329.00	Horizontal	Horizontal	Pass
3379.250	-48.93	6.97	-13.0	-35.93	217.00	Horizontal	Horizontal	Pass
5273.250	-43.75	10.22	-13.0	-30.75	360.00	Horizontal	Horizontal	Pass
6876.750	-39.23	14.06	-13.0	-26.23	199.00	Horizontal	Horizontal	Pass

RSE-H&V LTE Band 26 (Part22) BW1.4 CH26915



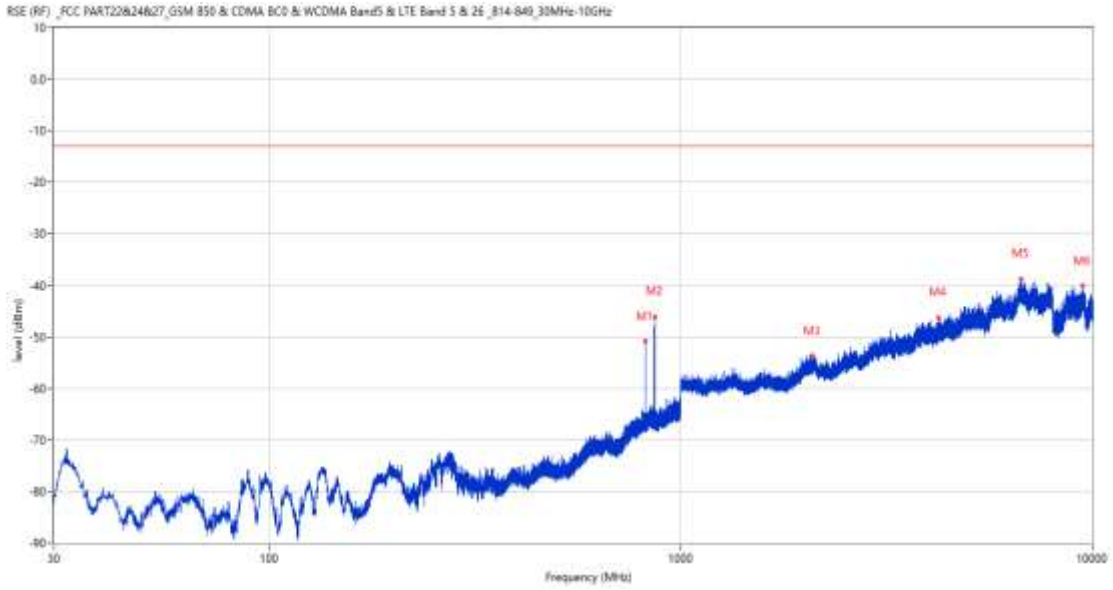
Frequency (MHz)	Result (dBm)	Factor (dB)	PK Limit (dBm)	Over Limit (dB)	Table (o)	ANT	EUT	Verdict
818.610	-51.43	4.12	-13.0	-38.43	155.00	Horizontal	Vertical	N/A
863.570	-41.34	4.15	-13.0	-28.34	290.00	Horizontal	Vertical	N/A
1637.600	-52.85	-4.17	-13.0	-39.85	131.00	Horizontal	Vertical	Pass
2912.200	-50.72	3.17	-13.0	-37.72	131.00	Horizontal	Vertical	Pass
5407.750	-43.71	10.35	-13.0	-30.71	146.00	Horizontal	Vertical	Pass
6715.500	-38.69	15.72	-13.0	-25.69	246.00	Horizontal	Vertical	Pass

RSE-V&V LTE Band 26 (Part22) BW1.4 CH26915



Frequency (MHz)	Result (dBm)	Factor (dB)	PK Limit (dBm)	Over Limit (dB)	Table (o)	ANT	EUT	Verdict
818.610	-46.98	4.12	-13.0	-33.98	191.00	Vertical	Vertical	N/A
864.442	-45.78	4.16	-13.0	-32.78	132.00	Vertical	Vertical	N/A
1638.100	-53.59	-4.10	-13.0	-40.59	360.00	Vertical	Vertical	Pass
3120.750	-48.12	5.80	-13.0	-35.12	221.00	Vertical	Vertical	Pass
5175.750	-43.22	10.88	-13.0	-30.22	303.00	Vertical	Vertical	Pass
6788.750	-39.34	14.37	-13.0	-26.34	319.00	Vertical	Vertical	Pass

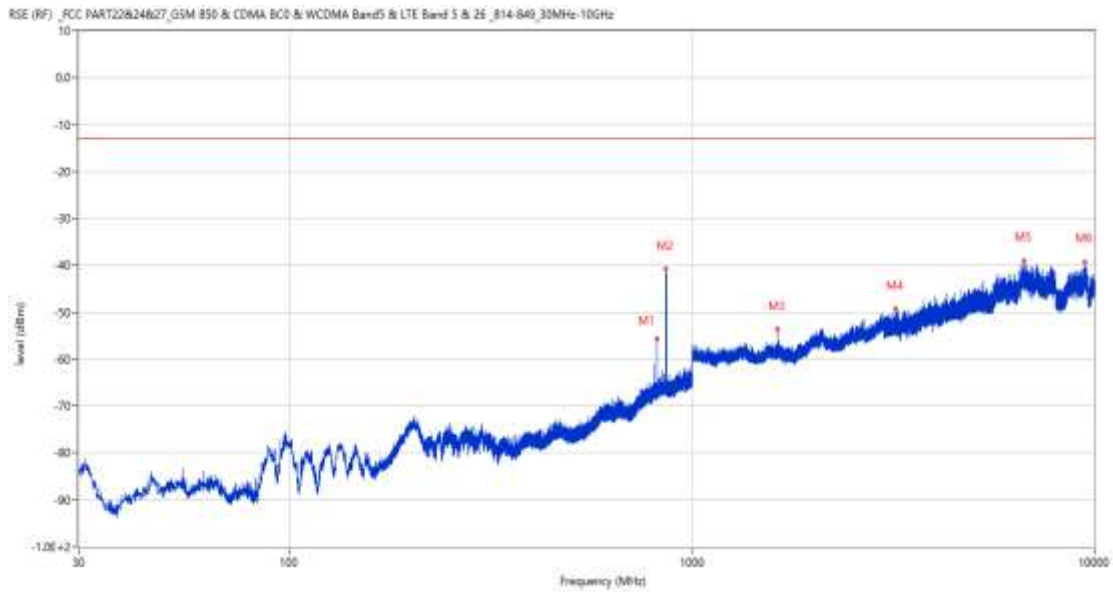
RSE-V&H LTE Band 26 (Part22) BW1.4 CH26915



Frequency (MHz)	Result (dBm)	Factor (dB)	PK Limit (dBm)	Over Limit (dB)	Table (o)	ANT	EUT	Verdict
818.610	-50.90	4.12	-13.0	-37.90	111.00	Vertical	Horizontal	N/A
863.860	-46.05	4.12	-13.0	-33.05	144.00	Vertical	Horizontal	N/A
2090.400	-53.65	-0.79	-13.0	-40.65	291.00	Vertical	Horizontal	Pass
4221.250	-46.25	8.82	-13.0	-33.25	67.00	Vertical	Horizontal	Pass
6716.250	-38.76	15.68	-13.0	-25.76	217.00	Vertical	Horizontal	Pass
9453.400	-40.04	14.11	-13.0	-27.04	15.00	Vertical	Horizontal	Pass

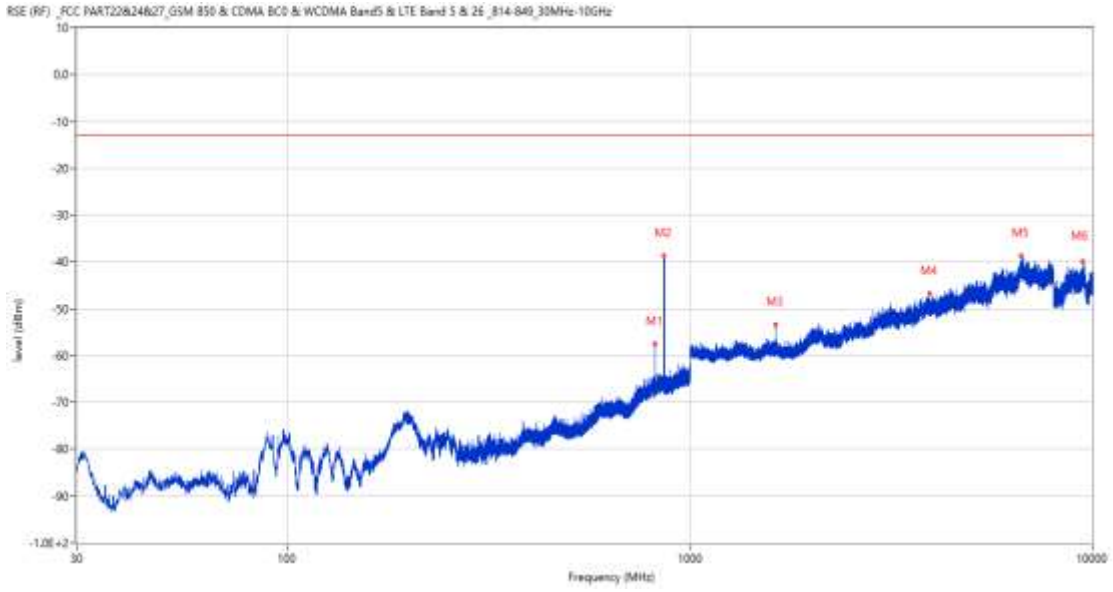
14.2 LTE Band 26 (Part22) BW3, Middle Channel

RSE-H&H LTE Band 26 (Part22) BW3 CH26915



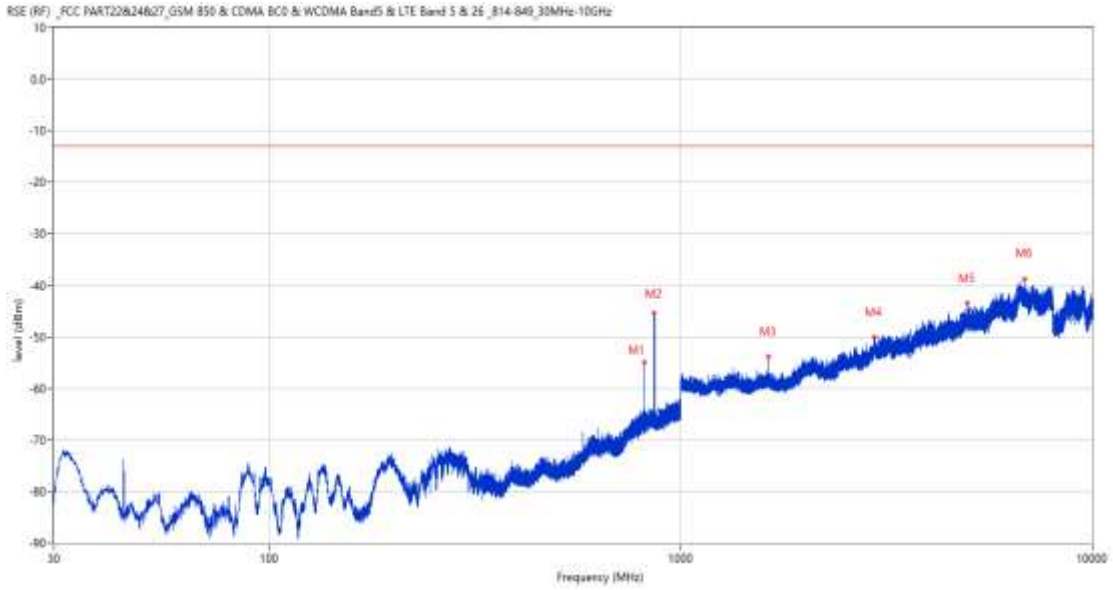
Frequency (MHz)	Result (dBm)	Factor (dB)	PK Limit (dBm)	Over Limit (dB)	Table (o)	ANT	EUT	Verdict
817.786	-55.72	4.13	-13.0	-42.72	300.00	Horizontal	Horizontal	N/A
863.424	-40.70	4.19	-13.0	-27.70	283.00	Horizontal	Horizontal	N/A
1636.100	-53.66	-4.02	-13.0	-40.66	224.00	Horizontal	Horizontal	Pass
3207.250	-49.27	5.77	-13.0	-36.27	6.00	Horizontal	Horizontal	Pass
6679.500	-39.08	14.58	-13.0	-26.08	0.00	Horizontal	Horizontal	Pass
9452.800	-39.40	14.13	-13.0	-26.40	101.00	Horizontal	Horizontal	Pass

RSE-H&V LTE Band 26 (Part22) BW3 CH26915



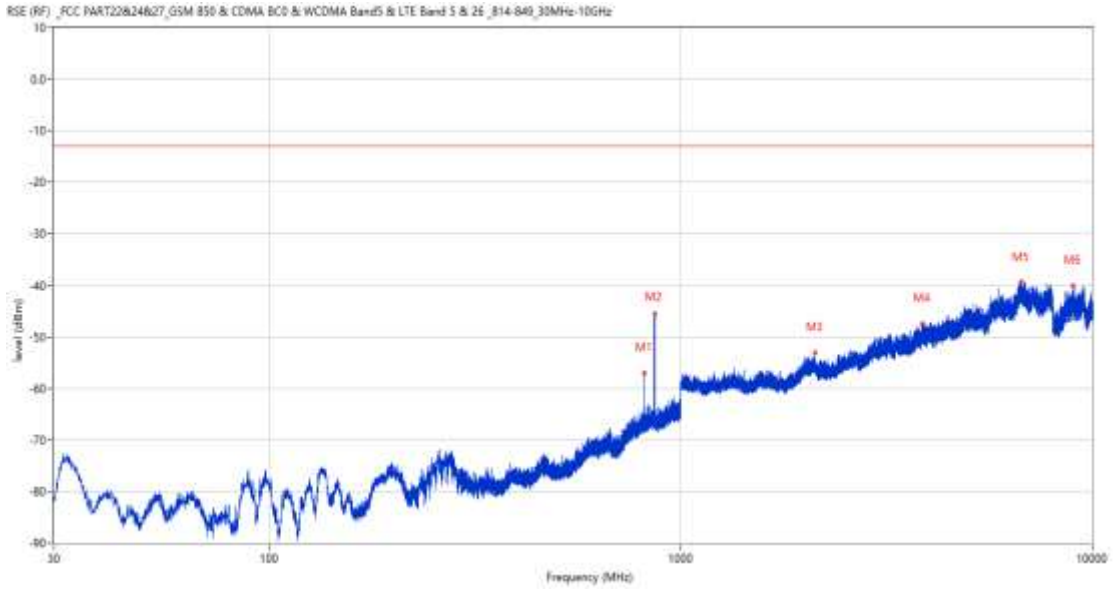
Frequency (MHz)	Result (dBm)	Factor (dB)	PK Limit (dBm)	Over Limit (dB)	Table (o)	ANT	EUT	Verdict
817.786	-57.53	4.13	-13.0	-44.53	143.00	Horizontal	Vertical	N/A
863.521	-38.72	4.16	-13.0	-25.72	286.00	Horizontal	Vertical	N/A
1636.200	-53.45	-4.02	-13.0	-40.45	245.00	Horizontal	Vertical	Pass
3940.500	-46.84	8.59	-13.0	-33.84	60.00	Horizontal	Vertical	Pass
6657.750	-38.65	14.90	-13.0	-25.65	254.00	Horizontal	Vertical	Pass
9438.099	-39.99	14.04	-13.0	-26.99	237.00	Horizontal	Vertical	Pass

RSE-V&V LTE Band 26 (Part22) BW3 CH26915



Frequency (MHz)	Result (dBm)	Factor (dB)	PK Limit (dBm)	Over Limit (dB)	Table (o)	ANT	EUT	Verdict
817.786	-55.01	4.13	-13.0	-42.01	181.00	Vertical	Vertical	N/A
863.230	-45.40	4.24	-13.0	-32.40	131.00	Vertical	Vertical	N/A
1636.100	-53.82	-4.02	-13.0	-40.82	0.00	Vertical	Vertical	Pass
2943.900	-50.17	3.60	-13.0	-37.17	10.00	Vertical	Vertical	Pass
4974.250	-43.58	10.89	-13.0	-30.58	60.00	Vertical	Vertical	Pass
6849.500	-38.80	14.22	-13.0	-25.80	74.00	Vertical	Vertical	Pass

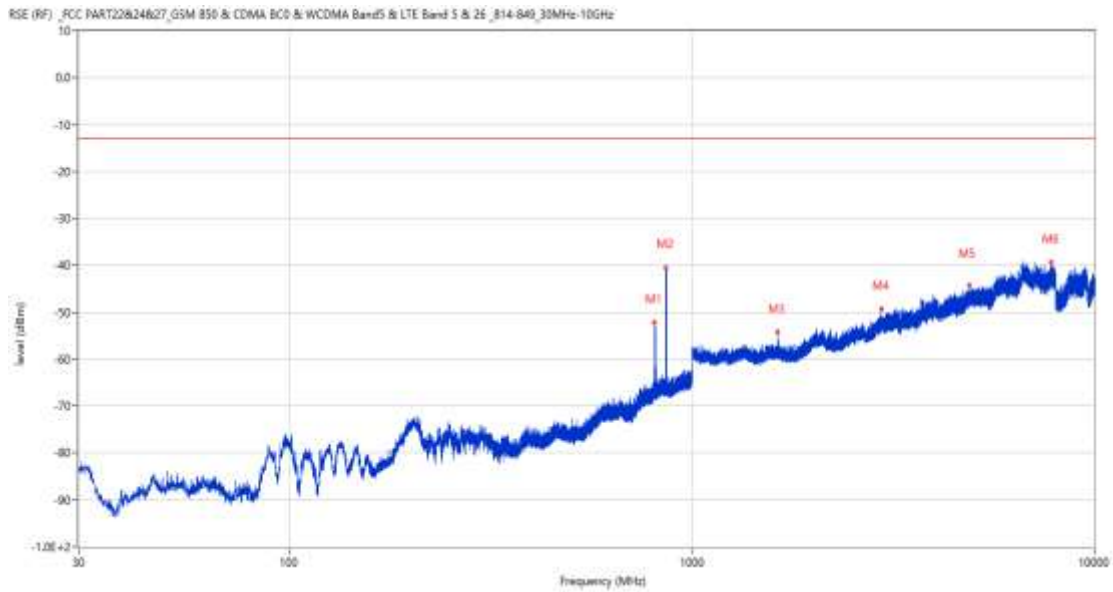
RSE-V&H LTE Band 26 (Part22) BW3 CH26915



Frequency (MHz)	Result (dBm)	Factor (dB)	PK Limit (dBm)	Over Limit (dB)	Table (o)	ANT	EUT	Verdict
817.737	-57.07	4.13	-13.0	-44.07	124.00	Vertical	Horizontal	N/A
863.812	-45.53	4.12	-13.0	-32.53	153.00	Vertical	Horizontal	N/A
2122.800	-53.09	-1.07	-13.0	-40.09	346.00	Vertical	Horizontal	Pass
3876.250	-47.37	8.98	-13.0	-34.37	0.00	Vertical	Horizontal	Pass
6725.500	-39.37	15.55	-13.0	-26.37	116.00	Vertical	Horizontal	Pass
8975.500	-40.06	13.58	-13.0	-27.06	354.00	Vertical	Horizontal	Pass

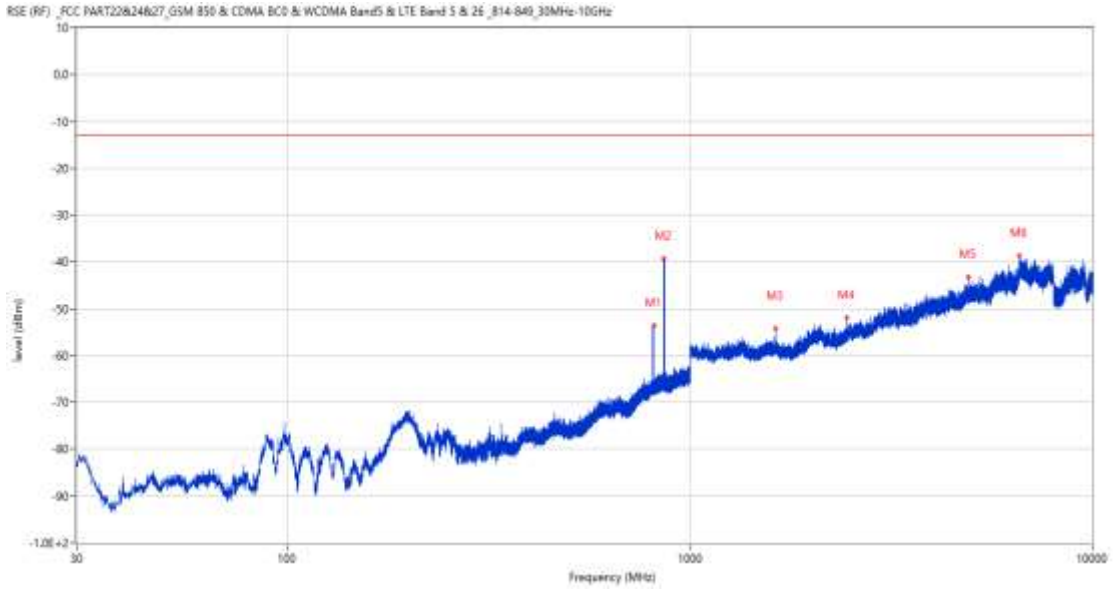
14.3 LTE Band 26 (Part22) BW5, Middle Channel

RSE-H&H LTE Band 26 (Part22) BW5 CH26915



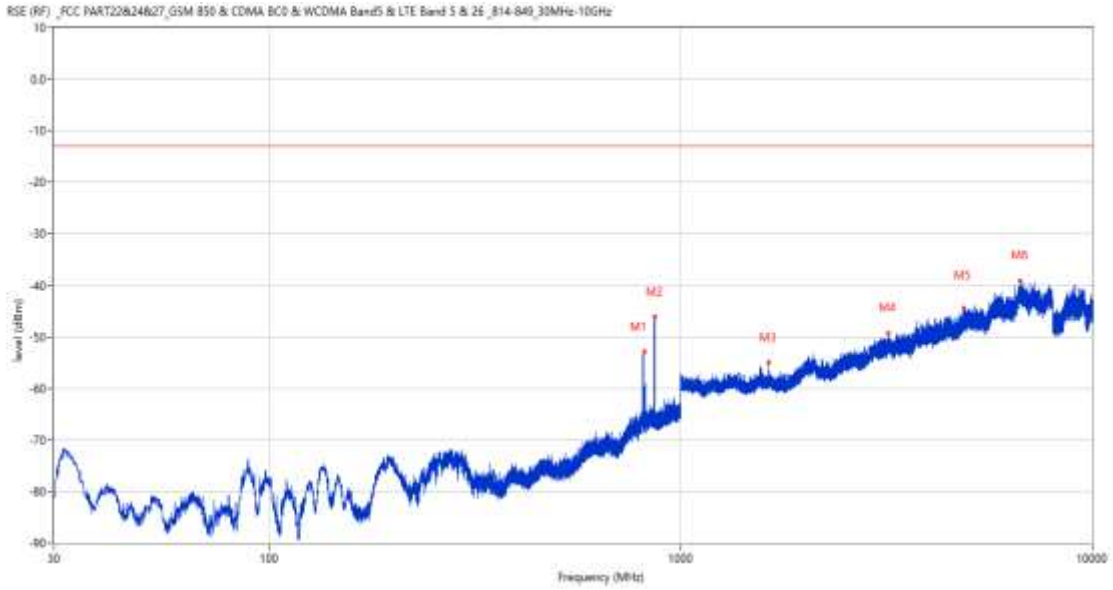
Frequency (MHz)	Result (dBm)	Factor (dB)	PK Limit (dBm)	Over Limit (dB)	Table (o)	ANT	EUT	Verdict
808.231	-52.12	4.22	-13.0	-39.12	360.00	Horizontal	Horizontal	N/A
862.114	-40.46	4.22	-13.0	-27.46	282.00	Horizontal	Horizontal	N/A
1634.500	-54.24	-4.20	-13.0	-41.24	227.00	Horizontal	Horizontal	Pass
2960.200	-49.26	4.56	-13.0	-36.26	122.00	Horizontal	Horizontal	Pass
4883.250	-44.36	10.67	-13.0	-31.36	360.00	Horizontal	Horizontal	Pass
7805.250	-39.25	16.02	-13.0	-26.25	204.00	Horizontal	Horizontal	Pass

RSE-H&V LTE Band 26 (Part22) BW5 CH26915



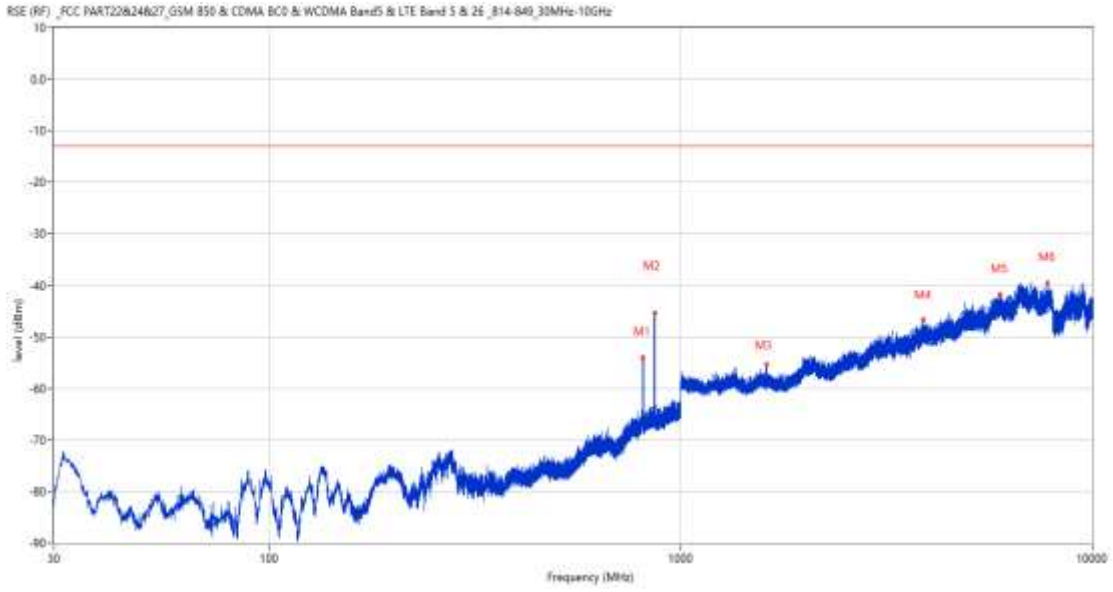
Frequency (MHz)	Result (dBm)	Factor (dB)	PK Limit (dBm)	Over Limit (dB)	Table (o)	ANT	EUT	Verdict
816.815	-53.68	4.14	-13.0	-40.68	147.00	Horizontal	Vertical	N/A
863.230	-39.28	4.24	-13.0	-26.28	286.00	Horizontal	Vertical	N/A
1634.400	-54.24	-4.18	-13.0	-41.24	190.00	Horizontal	Vertical	Pass
2451.200	-51.99	-0.17	-13.0	-38.99	134.00	Horizontal	Vertical	Pass
4920.000	-43.31	10.76	-13.0	-30.31	141.00	Horizontal	Vertical	Pass
6584.500	-38.72	14.29	-13.0	-25.72	43.00	Horizontal	Vertical	Pass

RSE-V&V LTE Band 26 (Part22) BW5 CH26915



Frequency (MHz)	Result (dBm)	Factor (dB)	PK Limit (dBm)	Over Limit (dB)	Table (o)	ANT	EUT	Verdict
816.767	-52.87	4.14	-13.0	-39.87	299.00	Vertical	Vertical	N/A
864.248	-46.16	4.15	-13.0	-33.16	68.00	Vertical	Vertical	N/A
1634.300	-55.02	-4.15	-13.0	-42.02	357.00	Vertical	Vertical	Pass
3192.750	-49.39	6.44	-13.0	-36.39	92.00	Vertical	Vertical	Pass
4865.000	-44.36	10.15	-13.0	-31.36	43.00	Vertical	Vertical	Pass
6683.500	-39.19	14.62	-13.0	-26.19	323.00	Vertical	Vertical	Pass

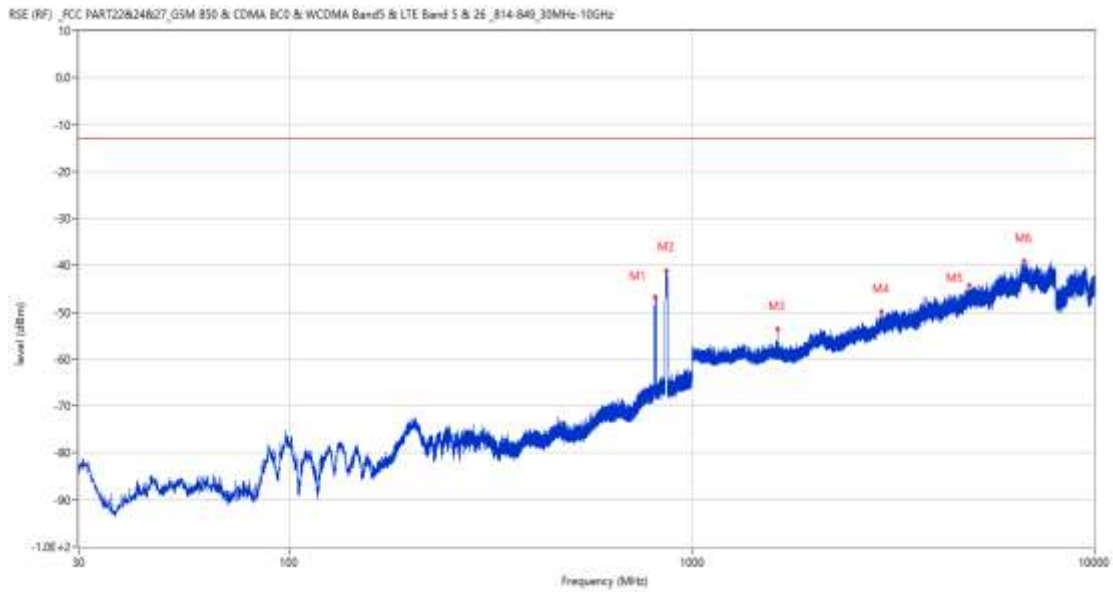
RSE-V&H LTE Band 26 (Part22) BW5 CH26915



Frequency (MHz)	Result (dBm)	Factor (dB)	PK Limit (dBm)	Over Limit (dB)	Table (o)	ANT	EUT	Verdict
808.182	-54.00	4.22	-13.0	-41.00	41.00	Vertical	Horizontal	N/A
864.491	-45.31	4.16	-13.0	-32.31	153.00	Vertical	Horizontal	N/A
1613.900	-55.40	-4.10	-13.0	-42.40	301.00	Vertical	Horizontal	Pass
3888.000	-46.62	9.08	-13.0	-33.62	333.00	Vertical	Horizontal	Pass
5969.500	-41.86	13.46	-13.0	-28.86	127.00	Vertical	Horizontal	Pass
7782.000	-39.49	15.46	-13.0	-26.49	26.00	Vertical	Horizontal	Pass

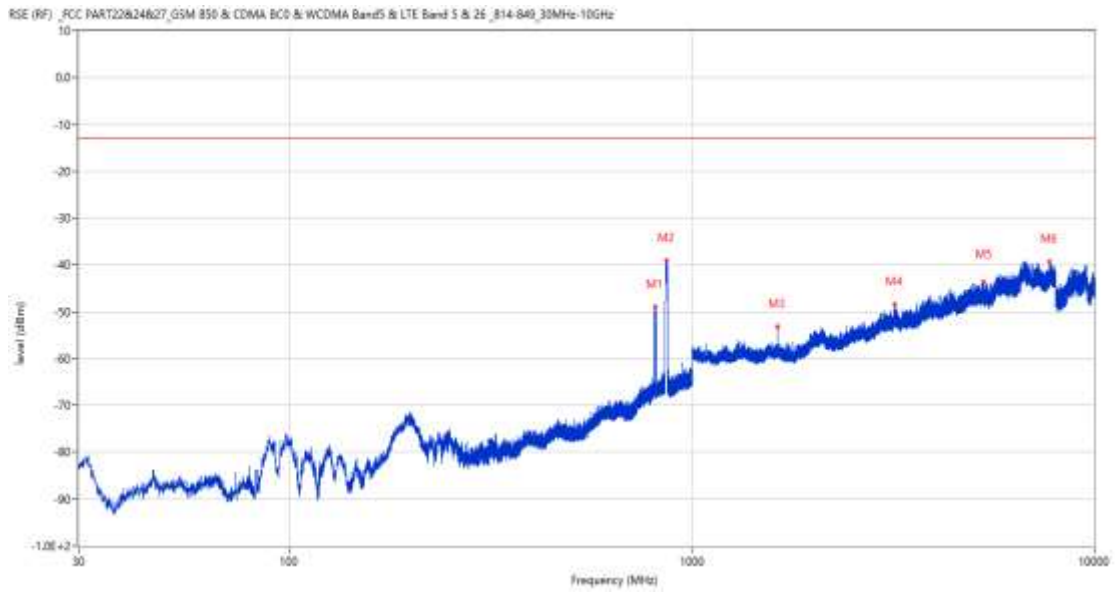
14.4 LTE Band 26 (Part22) BW10, Middle Channel

RSE-H&H LTE Band 26 (Part22) BW10 CH26915



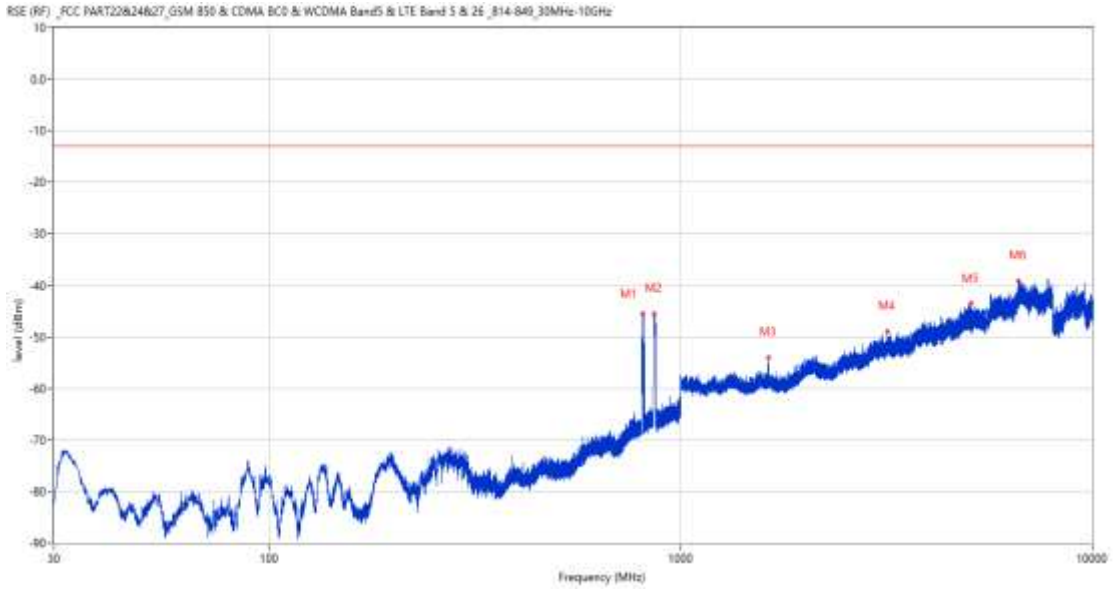
Frequency (MHz)	Result (dBm)	Factor (dB)	PK Limit (dBm)	Over Limit (dB)	Table (o)	ANT	EUT	Verdict
809.589	-46.78	4.21	-13.0	-33.78	325.00	Horizontal	Horizontal	N/A
864.927	-41.11	4.14	-13.0	-28.11	287.00	Horizontal	Horizontal	N/A
1630.000	-53.67	-4.06	-13.0	-40.67	320.00	Horizontal	Horizontal	Pass
2963.900	-49.94	4.63	-13.0	-36.94	218.00	Horizontal	Horizontal	Pass
4884.000	-44.24	10.63	-13.0	-31.24	131.00	Horizontal	Horizontal	Pass
6694.500	-39.15	14.98	-13.0	-26.15	298.00	Horizontal	Horizontal	Pass

RSE-H&V LTE Band 26 (Part22) BW10 CH26915



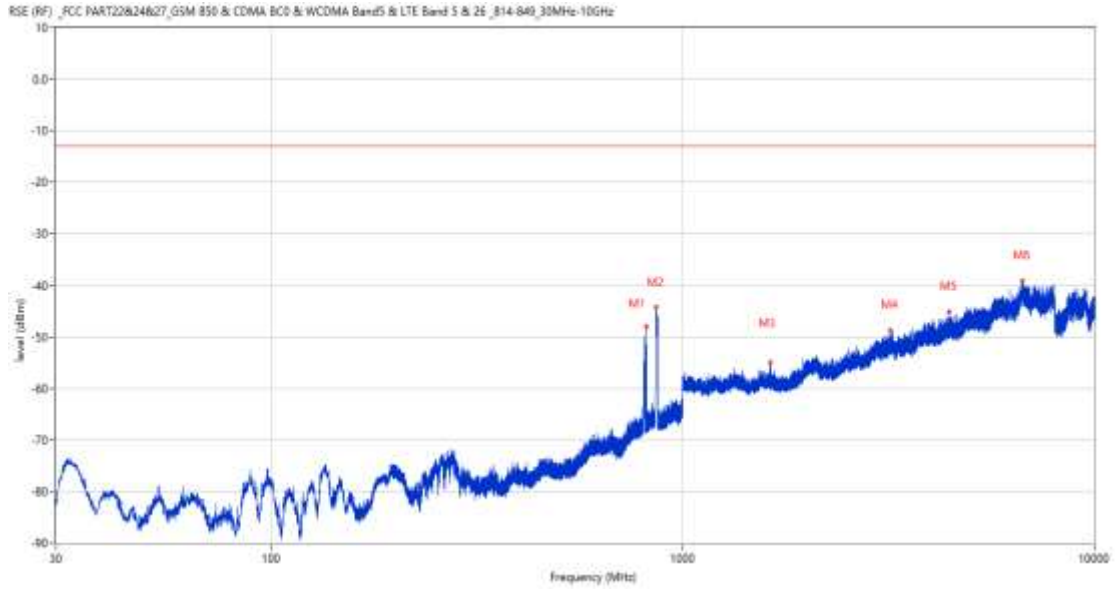
Frequency (MHz)	Result (dBm)	Factor (dB)	PK Limit (dBm)	Over Limit (dB)	Table (o)	ANT	EUT	Verdict
809.346	-48.97	4.21	-13.0	-35.97	202.00	Horizontal	Vertical	N/A
864.491	-39.19	4.16	-13.0	-26.19	290.00	Horizontal	Vertical	N/A
1630.400	-53.25	-3.97	-13.0	-40.25	176.00	Horizontal	Vertical	Pass
3195.250	-48.38	6.48	-13.0	-35.38	240.00	Horizontal	Vertical	Pass
5294.250	-43.58	10.40	-13.0	-30.58	1.00	Horizontal	Vertical	Pass
7748.000	-39.40	14.30	-13.0	-26.40	257.00	Horizontal	Vertical	Pass

RSE-V&V LTE Band 26 (Part22) BW10 CH26915



Frequency (MHz)	Result (dBm)	Factor (dB)	PK Limit (dBm)	Over Limit (dB)	Table (o)	ANT	EUT	Verdict
809.250	-45.49	4.21	-13.0	-32.49	179.00	Vertical	Vertical	N/A
862.939	-45.54	4.32	-13.0	-32.54	72.00	Vertical	Vertical	N/A
1630.100	-54.08	-4.03	-13.0	-41.08	267.00	Vertical	Vertical	Pass
3173.750	-48.92	5.76	-13.0	-35.92	359.00	Vertical	Vertical	Pass
5059.750	-43.56	11.19	-13.0	-30.56	343.00	Vertical	Vertical	Pass
6609.500	-39.08	14.31	-13.0	-26.08	193.00	Vertical	Vertical	Pass

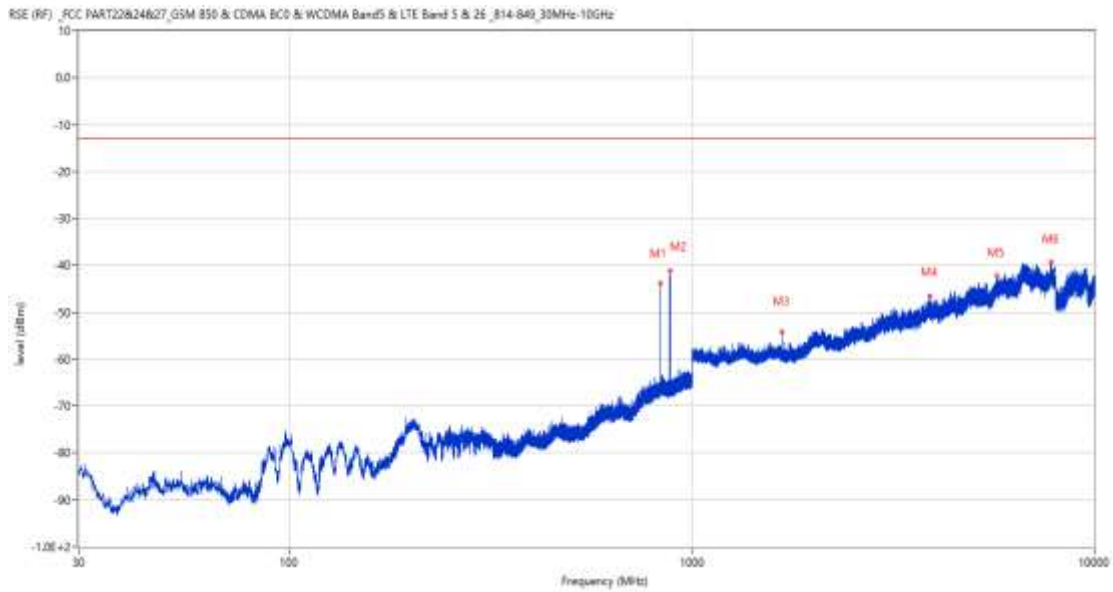
RSE-V&H LTE Band 26 (Part22) BW10 CH26915



Frequency (MHz)	Result (dBm)	Factor (dB)	PK Limit (dBm)	Over Limit (dB)	Table (o)	ANT	EUT	Verdict
814.584	-48.03	4.16	-13.0	-35.03	104.00	Vertical	Horizontal	N/A
860.369	-44.25	4.26	-13.0	-31.25	155.00	Vertical	Horizontal	N/A
1630.200	-54.99	-4.01	-13.0	-41.99	248.00	Vertical	Horizontal	Pass
3195.250	-48.82	6.48	-13.0	-35.82	245.00	Vertical	Horizontal	Pass
4441.750	-45.24	9.68	-13.0	-32.24	26.00	Vertical	Horizontal	Pass
6675.000	-39.13	14.54	-13.0	-26.13	330.00	Vertical	Horizontal	Pass

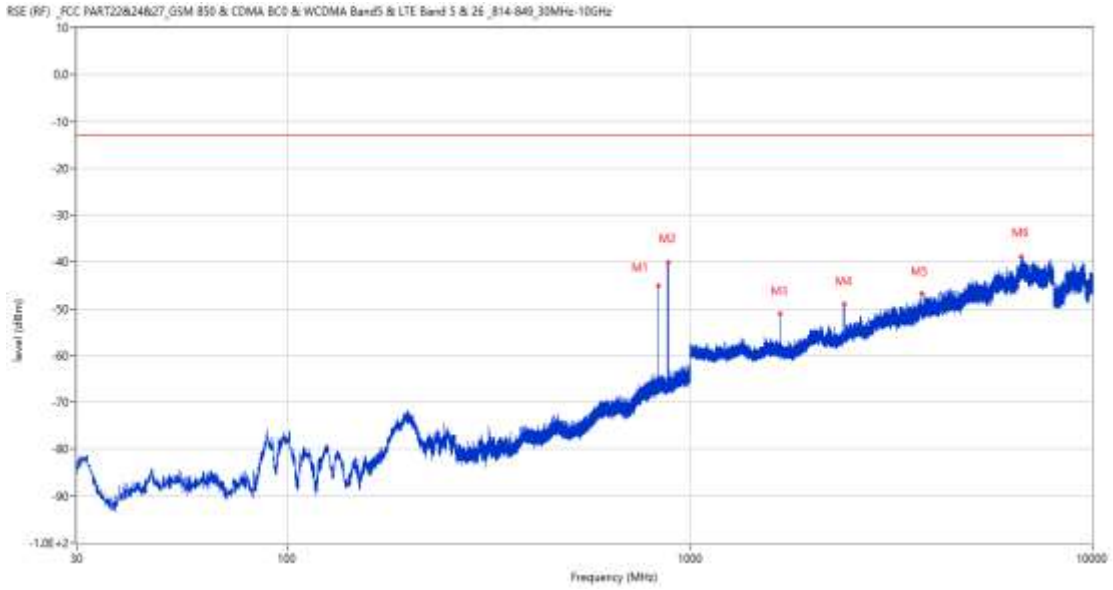
14.5 LTE Band 26 (Part22) BW15, Middle Channel

RSE-H&H LTE Band 26 (Part22) BW15 CH26915



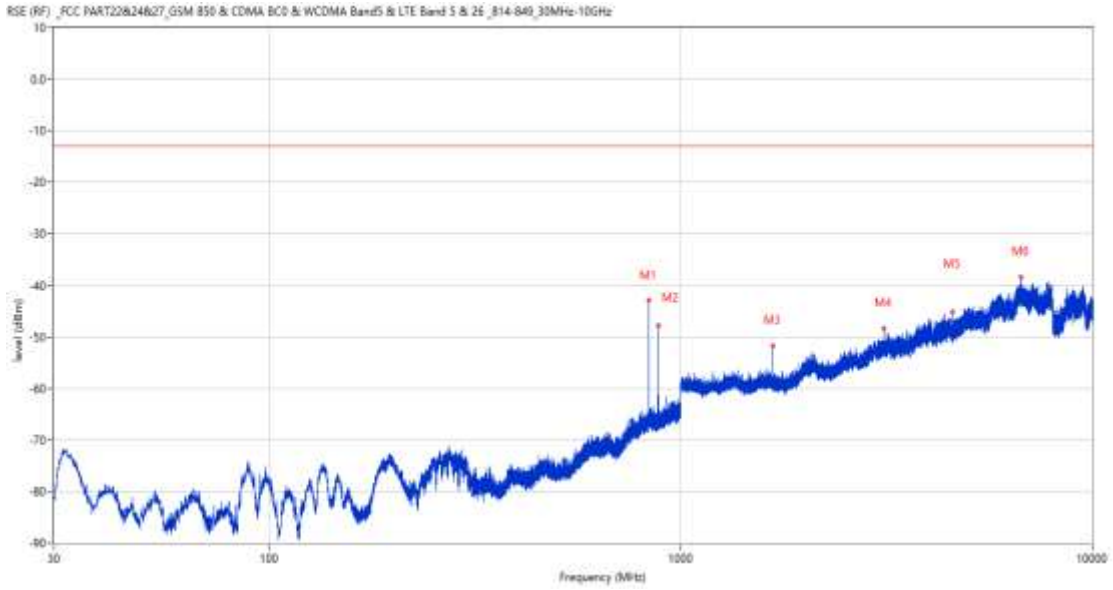
Frequency (MHz)	Result (dBm)	Factor (dB)	PK Limit (dBm)	Over Limit (dB)	Table (o)	ANT	EUT	Verdict
836.022	-43.95	4.75	-13.0	-30.95	137.00	Horizontal	Horizontal	N/A
881.903	-41.09	4.17	-13.0	-28.09	276.00	Horizontal	Horizontal	N/A
1672.500	-54.30	-4.28	-13.0	-41.30	360.00	Horizontal	Horizontal	Pass
3907.000	-46.63	9.26	-13.0	-33.63	33.00	Horizontal	Horizontal	Pass
5728.750	-42.14	12.29	-13.0	-29.14	51.00	Horizontal	Horizontal	Pass
7810.250	-39.38	16.27	-13.0	-26.38	350.00	Horizontal	Horizontal	Pass

RSE-H&V LTE Band 26 (Part22) BW15 CH26915



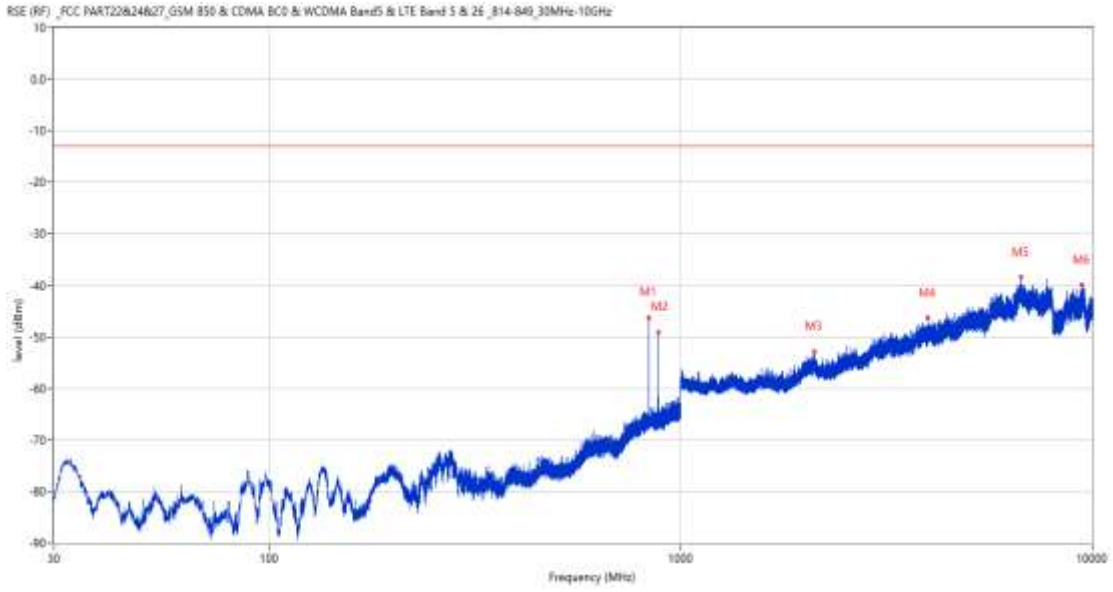
Frequency (MHz)	Result (dBm)	Factor (dB)	PK Limit (dBm)	Over Limit (dB)	Table (o)	ANT	EUT	Verdict
836.070	-45.11	4.75	-13.0	-32.11	258.00	Horizontal	Vertical	N/A
881.951	-40.04	4.17	-13.0	-27.04	297.00	Horizontal	Vertical	N/A
1672.900	-51.14	-4.30	-13.0	-38.14	246.00	Horizontal	Vertical	Pass
2414.700	-49.09	-0.84	-13.0	-36.09	302.00	Horizontal	Vertical	Pass
3758.000	-46.74	8.57	-13.0	-33.74	74.00	Horizontal	Vertical	Pass
6659.500	-38.99	14.85	-13.0	-25.99	11.00	Horizontal	Vertical	Pass

RSE-V&V LTE Band 26 (Part22) BW15 CH26915



Frequency (MHz)	Result (dBm)	Factor (dB)	PK Limit (dBm)	Over Limit (dB)	Table (o)	ANT	EUT	Verdict
836.070	-42.96	4.75	-13.0	-29.96	102.00	Vertical	Vertical	N/A
881.612	-47.88	4.17	-13.0	-34.88	93.00	Vertical	Vertical	N/A
1672.800	-51.77	-4.29	-13.0	-38.77	319.00	Vertical	Vertical	Pass
3120.750	-48.46	5.80	-13.0	-35.46	159.00	Vertical	Vertical	Pass
4575.250	-45.19	9.02	-13.0	-32.19	61.00	Vertical	Vertical	Pass
6724.000	-38.35	15.60	-13.0	-25.35	226.00	Vertical	Vertical	Pass

RSE-V&H LTE Band 26 (Part22) BW15 CH26915

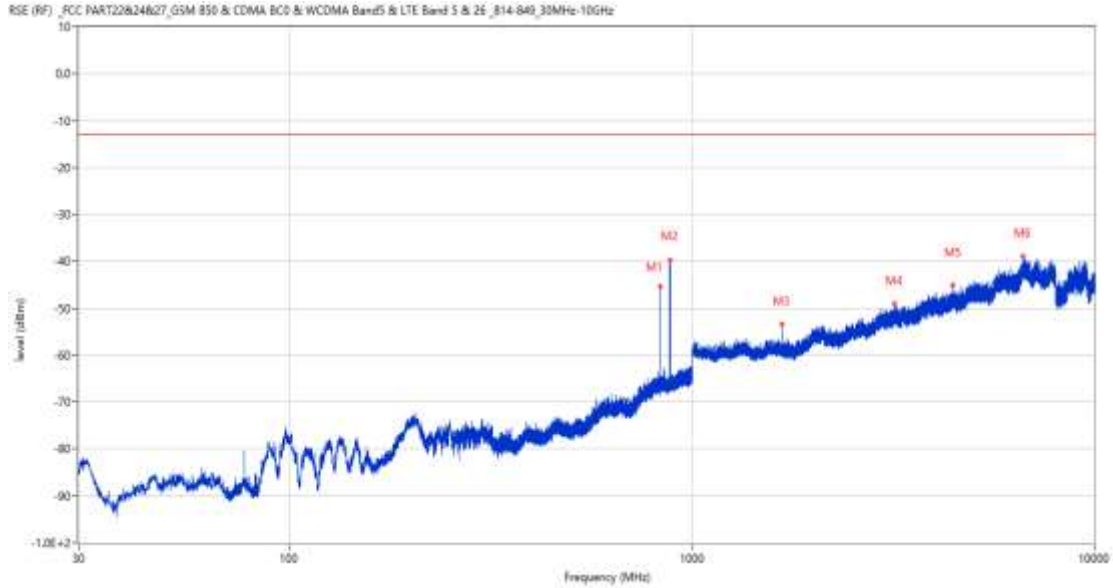


Frequency (MHz)	Result (dBm)	Factor (dB)	PK Limit (dBm)	Over Limit (dB)	Table (o)	ANT	EUT	Verdict
836.070	-46.29	4.75	-13.0	-33.29	114.00	Vertical	Horizontal	N/A
881.854	-49.12	4.17	-13.0	-36.12	77.00	Vertical	Horizontal	N/A
2107.400	-52.89	-0.20	-13.0	-39.89	270.00	Vertical	Horizontal	Pass
3974.000	-46.29	8.84	-13.0	-33.29	331.00	Vertical	Horizontal	Pass
6706.500	-38.40	15.58	-13.0	-25.40	246.00	Vertical	Horizontal	Pass
9444.700	-39.98	14.14	-13.0	-26.98	334.00	Vertical	Horizontal	Pass

15 LTE Band 26 (Part90)

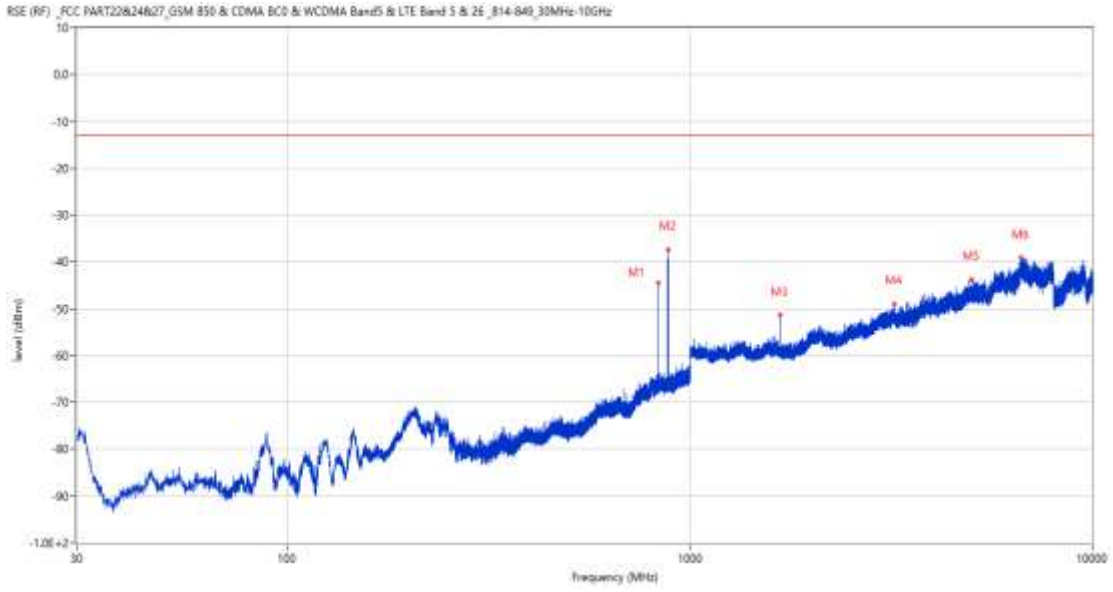
15.1 LTE Band 26 (Part90) BW1.4, Middle Channel

RSE-H&H LTE Band 26 (Part90) BW1.4 CH26740



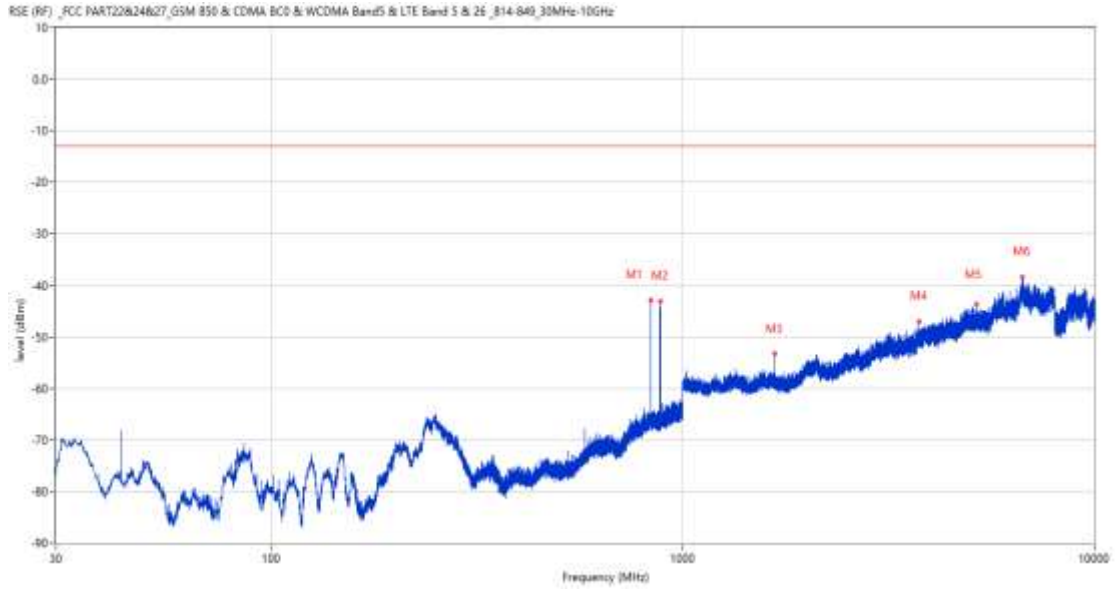
Frequency (MHz)	Result (dBm)	Factor (dB)	PK Limit (dBm)	Over Limit (dB)	Table (o)	ANT	EUT	Verdict
835.294	-45.28	4.72	-13.0	-32.28	223.00	Horizontal	Horizontal	N/A
882.193	-39.62	4.17	-13.0	-26.62	285.00	Horizontal	Horizontal	N/A
1671.400	-53.40	-4.30	-13.0	-40.40	241.00	Horizontal	Horizontal	Pass
3188.250	-49.08	6.32	-13.0	-36.08	301.00	Horizontal	Horizontal	Pass
4450.750	-45.06	9.88	-13.0	-32.06	317.00	Horizontal	Horizontal	Pass
6644.750	-38.82	15.12	-13.0	-25.82	333.00	Horizontal	Horizontal	Pass

RSE-H&V LTE Band 26 (Part90) BW1.4 CH26740



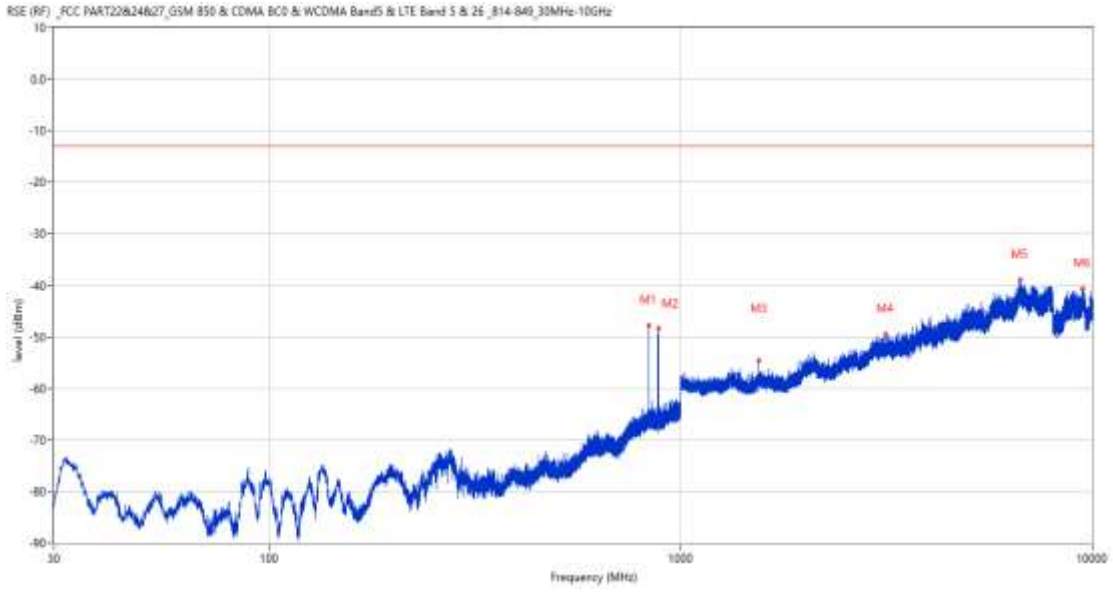
Frequency (MHz)	Result (dBm)	Factor (dB)	PK Limit (dBm)	Over Limit (dB)	Table (o)	ANT	EUT	Verdict
835.246	-44.43	4.72	-13.0	-31.43	315.00	Horizontal	Vertical	N/A
881.612	-37.34	4.17	-13.0	-24.34	195.00	Horizontal	Vertical	N/A
1671.400	-51.36	-4.30	-13.0	-38.36	305.00	Horizontal	Vertical	Pass
3226.250	-49.13	6.72	-13.0	-36.13	11.00	Horizontal	Vertical	Pass
5011.500	-43.89	10.61	-13.0	-30.89	83.00	Horizontal	Vertical	Pass
6660.500	-39.08	14.75	-13.0	-26.08	118.00	Horizontal	Vertical	Pass

RSE-V&V LTE Band 26 (Part90) BW1.4 CH26740



Frequency (MHz)	Result (dBm)	Factor (dB)	PK Limit (dBm)	Over Limit (dB)	Table (o)	ANT	EUT	Verdict
835.246	-42.84	4.72	-13.0	-29.84	169.00	Vertical	Vertical	N/A
882.242	-43.10	4.17	-13.0	-30.10	140.00	Vertical	Vertical	N/A
1671.300	-53.29	-4.31	-13.0	-40.29	28.00	Vertical	Vertical	Pass
3762.000	-47.07	8.80	-13.0	-34.07	330.00	Vertical	Vertical	Pass
5169.000	-43.76	10.96	-13.0	-30.76	146.00	Vertical	Vertical	Pass
6693.500	-38.33	14.83	-13.0	-25.33	114.00	Vertical	Vertical	Pass

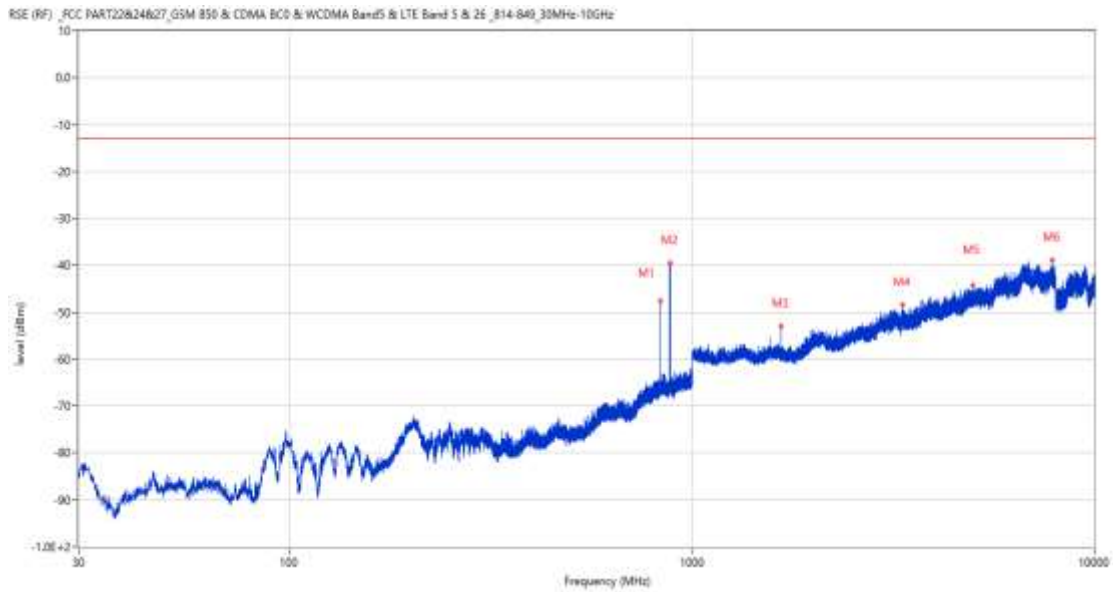
RSE-V&H LTE Band 26 (Part90) BW1.4 CH26740



Frequency (MHz)	Result (dBm)	Factor (dB)	PK Limit (dBm)	Over Limit (dB)	Table (o)	ANT	EUT	Verdict
835.294	-47.78	4.72	-13.0	-34.78	110.00	Vertical	Horizontal	N/A
882.193	-48.36	4.17	-13.0	-35.36	81.00	Vertical	Horizontal	N/A
1544.100	-54.55	-3.94	-13.0	-41.55	28.00	Vertical	Horizontal	Pass
3143.250	-49.52	5.50	-13.0	-36.52	183.00	Vertical	Horizontal	Pass
6694.500	-39.00	14.98	-13.0	-26.00	0.00	Vertical	Horizontal	Pass
9461.300	-40.71	13.87	-13.0	-27.71	240.00	Vertical	Horizontal	Pass

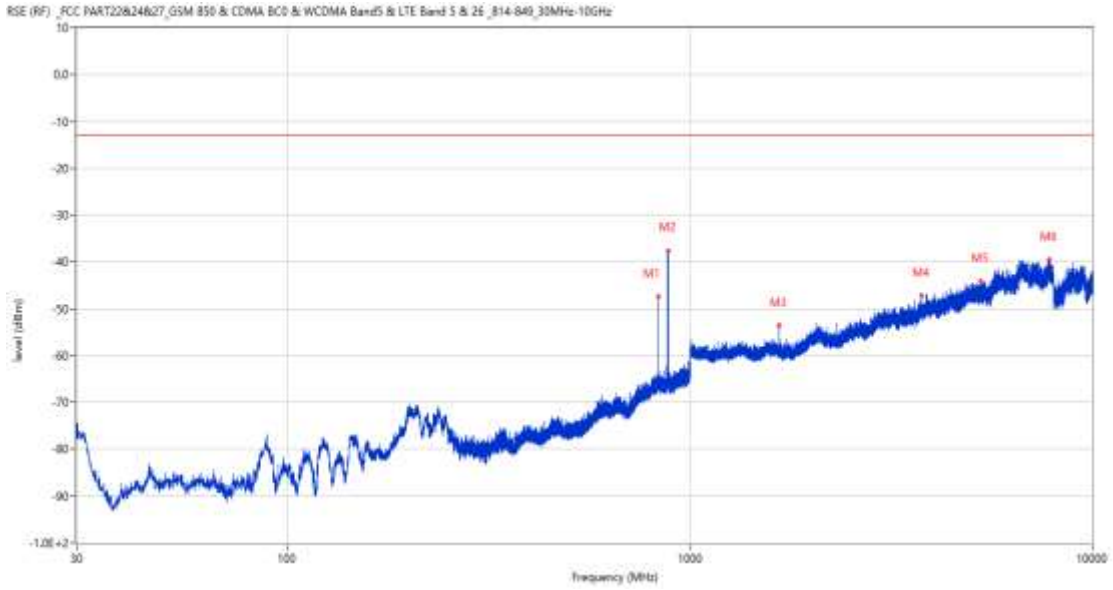
15.2 LTE Band 26 (Part90) BW3, Middle Channel

RSE-H&H LTE Band 26 (Part90) BW3 CH26740



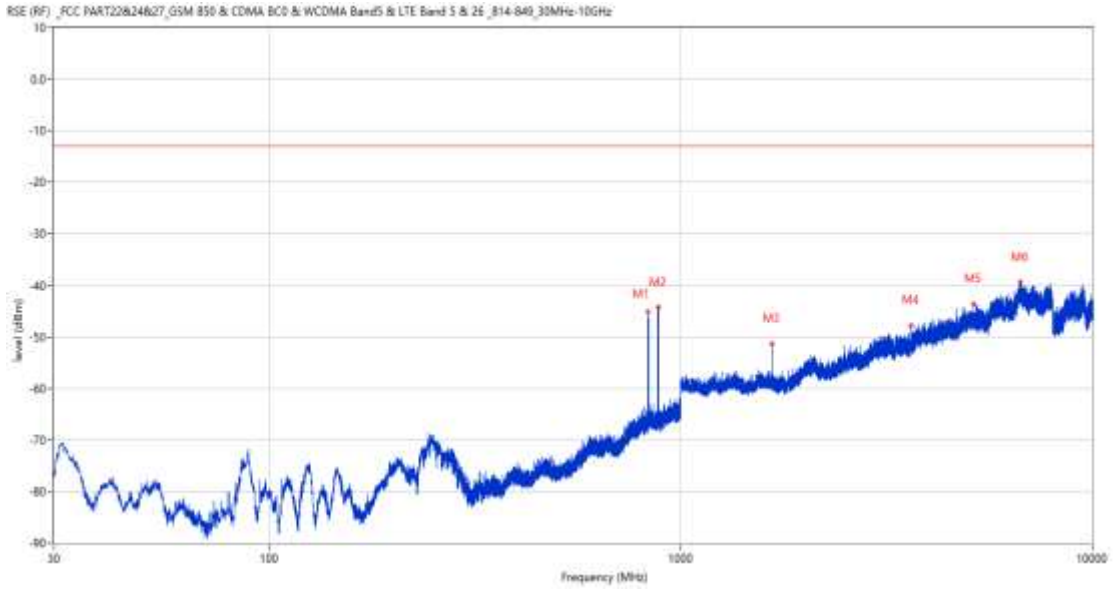
Frequency (MHz)	Result (dBm)	Factor (dB)	PK Limit (dBm)	Over Limit (dB)	Table (o)	ANT	EUT	Verdict
834.421	-47.50	4.69	-13.0	-34.50	138.00	Horizontal	Horizontal	N/A
881.612	-39.47	4.17	-13.0	-26.47	291.00	Horizontal	Horizontal	N/A
1669.300	-52.94	-4.23	-13.0	-39.94	231.00	Horizontal	Horizontal	Pass
3341.000	-48.43	5.87	-13.0	-35.43	0.00	Horizontal	Horizontal	Pass
4991.500	-44.35	10.79	-13.0	-31.35	54.00	Horizontal	Horizontal	Pass
7839.250	-38.96	15.02	-13.0	-25.96	169.00	Horizontal	Horizontal	Pass

RSE-H&V LTE Band 26 (Part90) BW3 CH26740



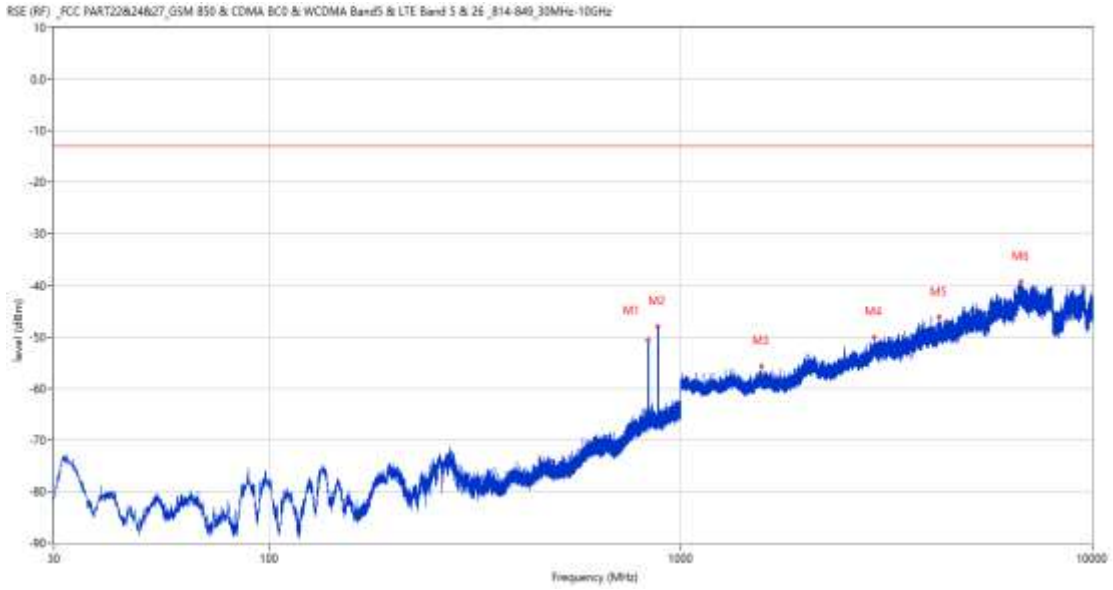
Frequency (MHz)	Result (dBm)	Factor (dB)	PK Limit (dBm)	Over Limit (dB)	Table (o)	ANT	EUT	Verdict
834.276	-47.46	4.68	-13.0	-34.46	320.00	Horizontal	Vertical	N/A
883.067	-37.54	4.16	-13.0	-24.54	189.00	Horizontal	Vertical	N/A
1669.500	-53.54	-4.23	-13.0	-40.54	5.00	Horizontal	Vertical	Pass
3771.500	-47.09	8.72	-13.0	-34.09	311.00	Horizontal	Vertical	Pass
5273.750	-43.97	10.24	-13.0	-30.97	111.00	Horizontal	Vertical	Pass
7814.750	-39.42	16.36	-13.0	-26.42	145.00	Horizontal	Vertical	Pass

RSE-V&V LTE Band 26 (Part90) BW3 CH26740



Frequency (MHz)	Result (dBm)	Factor (dB)	PK Limit (dBm)	Over Limit (dB)	Table (o)	ANT	EUT	Verdict
834.324	-45.21	4.68	-13.0	-32.21	174.00	Vertical	Vertical	N/A
881.078	-44.28	4.17	-13.0	-31.28	132.00	Vertical	Vertical	N/A
1669.600	-51.45	-4.23	-13.0	-38.45	64.00	Vertical	Vertical	Pass
3629.250	-47.78	7.50	-13.0	-34.78	12.00	Vertical	Vertical	Pass
5143.000	-43.74	11.04	-13.0	-30.74	311.00	Vertical	Vertical	Pass
6683.500	-39.42	14.62	-13.0	-26.42	294.00	Vertical	Vertical	Pass

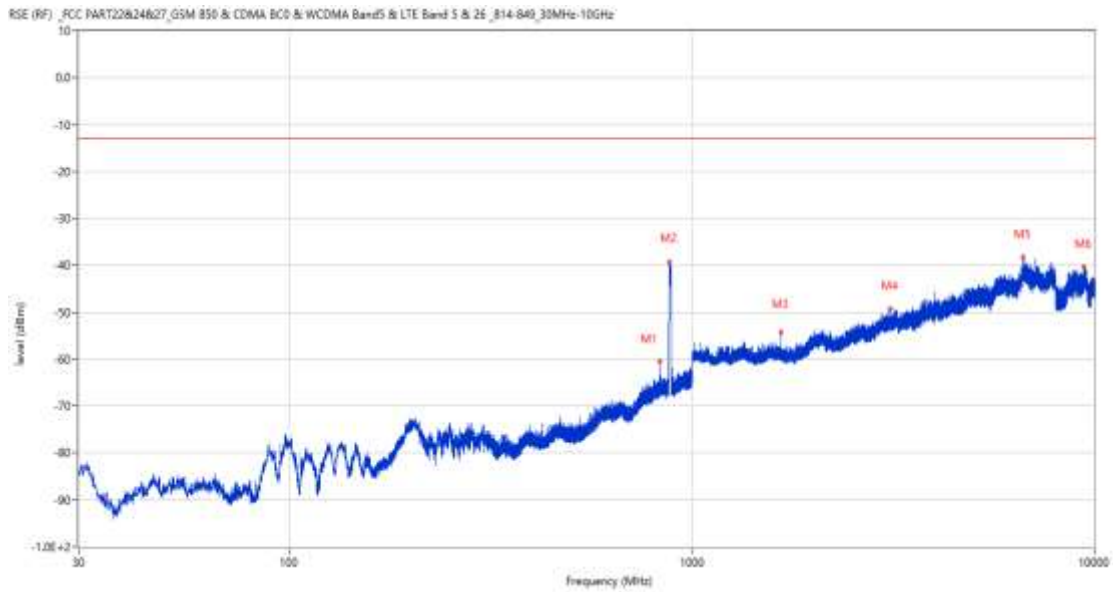
RSE-V&H LTE Band 26 (Part90) BW3 CH26740



Frequency (MHz)	Result (dBm)	Factor (dB)	PK Limit (dBm)	Over Limit (dB)	Table (o)	ANT	EUT	Verdict
834.324	-50.67	4.68	-13.0	-37.67	117.00	Vertical	Horizontal	N/A
879.526	-47.93	4.21	-13.0	-34.93	112.00	Vertical	Horizontal	N/A
1568.400	-55.73	-3.96	-13.0	-42.73	108.00	Vertical	Horizontal	Pass
2954.200	-50.04	4.16	-13.0	-37.04	271.00	Vertical	Horizontal	Pass
4237.250	-46.11	8.94	-13.0	-33.11	317.00	Vertical	Horizontal	Pass
6713.500	-39.26	15.73	-13.0	-26.26	199.00	Vertical	Horizontal	Pass

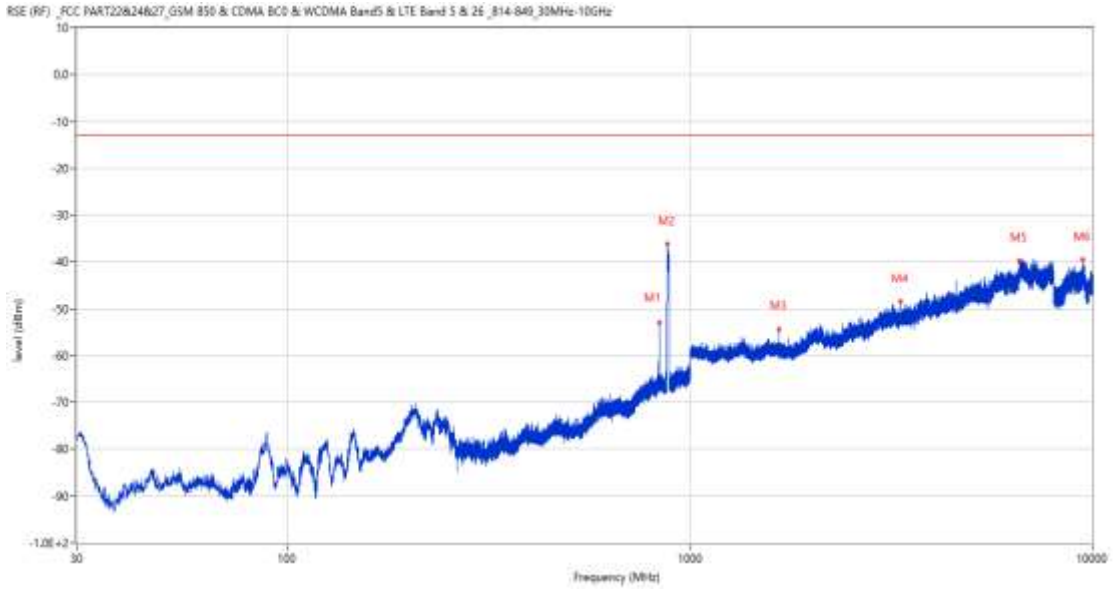
15.3 LTE Band 26 (Part90) BW5, Middle Channel

RSE-H&H LTE Band 26 (Part90) BW5 CH26740



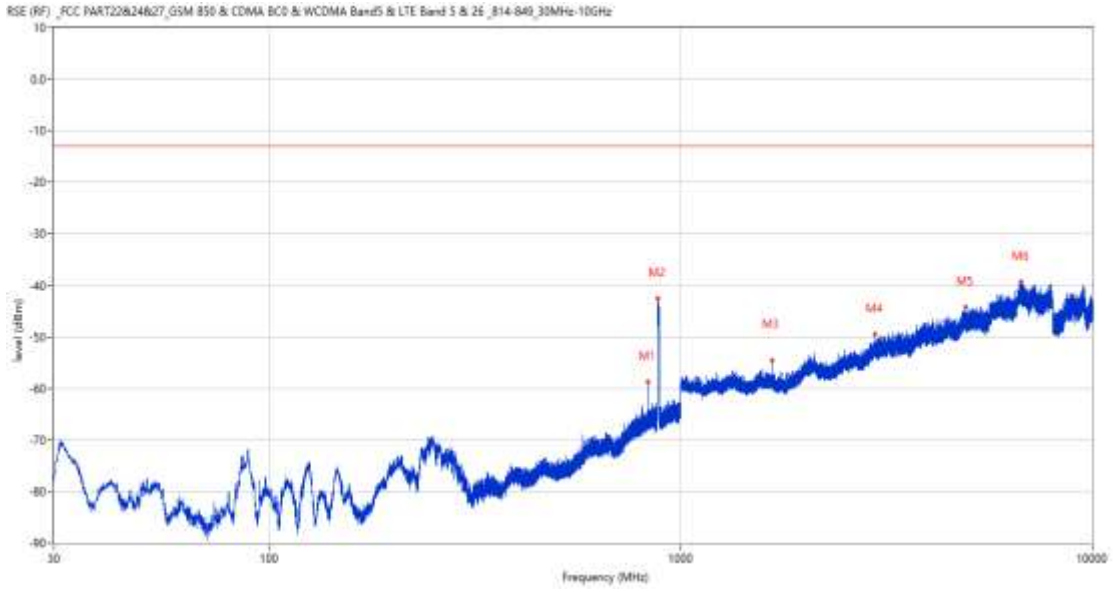
Frequency (MHz)	Result (dBm)	Factor (dB)	PK Limit (dBm)	Over Limit (dB)	Table (o)	ANT	EUT	Verdict
832.093	-60.44	4.59	-13.0	-47.44	228.00	Horizontal	Horizontal	N/A
880.932	-39.21	4.17	-13.0	-26.21	279.00	Horizontal	Horizontal	N/A
1665.200	-54.25	-4.26	-13.0	-41.25	230.00	Horizontal	Horizontal	Pass
3112.750	-49.19	5.49	-13.0	-36.19	19.00	Horizontal	Horizontal	Pass
6661.250	-38.36	14.75	-13.0	-25.36	0.00	Horizontal	Horizontal	Pass
9435.500	-40.27	14.00	-13.0	-27.27	125.00	Horizontal	Horizontal	Pass

RSE-H&V LTE Band 26 (Part90) BW5 CH26740



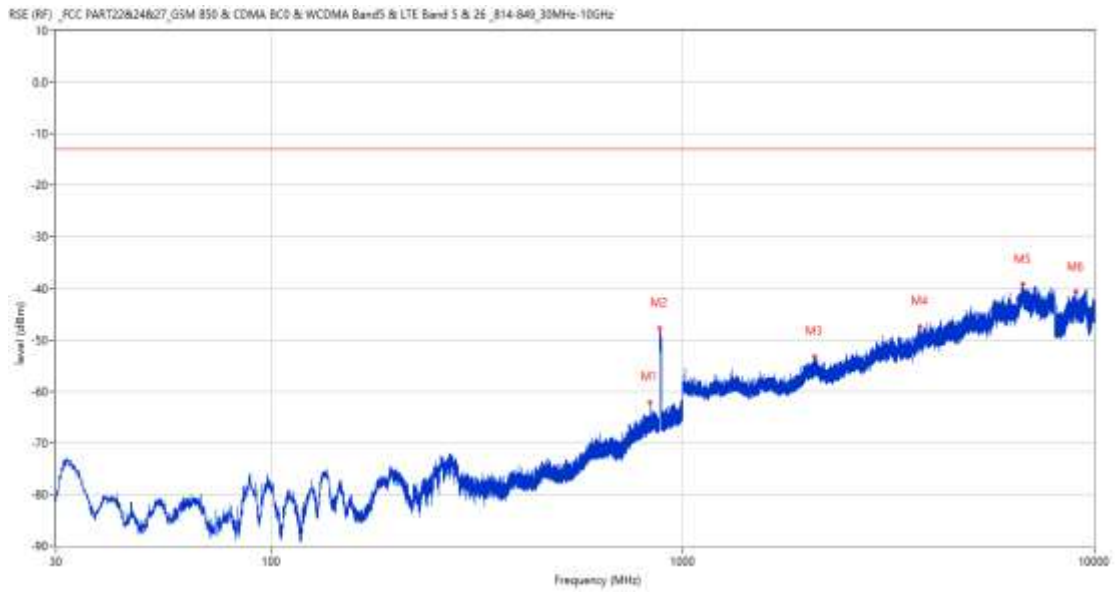
Frequency (MHz)	Result (dBm)	Factor (dB)	PK Limit (dBm)	Over Limit (dB)	Table (o)	ANT	EUT	Verdict
840.484	-52.93	4.91	-13.0	-39.93	213.00	Horizontal	Vertical	N/A
880.981	-36.30	4.17	-13.0	-23.30	187.00	Horizontal	Vertical	N/A
1664.500	-54.43	-4.37	-13.0	-41.43	360.00	Horizontal	Vertical	Pass
3340.000	-48.43	5.85	-13.0	-35.43	128.00	Horizontal	Vertical	Pass
6585.750	-39.78	14.20	-13.0	-26.78	317.00	Horizontal	Vertical	Pass
9444.500	-39.54	14.14	-13.0	-26.54	360.00	Horizontal	Vertical	Pass

RSE-V&V LTE Band 26 (Part90) BW5 CH26740



Frequency (MHz)	Result (dBm)	Factor (dB)	PK Limit (dBm)	Over Limit (dB)	Table (o)	ANT	EUT	Verdict
832.093	-58.66	4.59	-13.0	-45.66	170.00	Vertical	Vertical	N/A
877.828	-42.51	4.15	-13.0	-29.51	132.00	Vertical	Vertical	N/A
1664.800	-54.67	-4.32	-13.0	-41.67	61.00	Vertical	Vertical	Pass
2962.600	-49.46	4.65	-13.0	-36.46	43.00	Vertical	Vertical	Pass
4909.750	-44.24	10.65	-13.0	-31.24	311.00	Vertical	Vertical	Pass
6696.000	-39.43	15.14	-13.0	-26.43	68.00	Vertical	Vertical	Pass

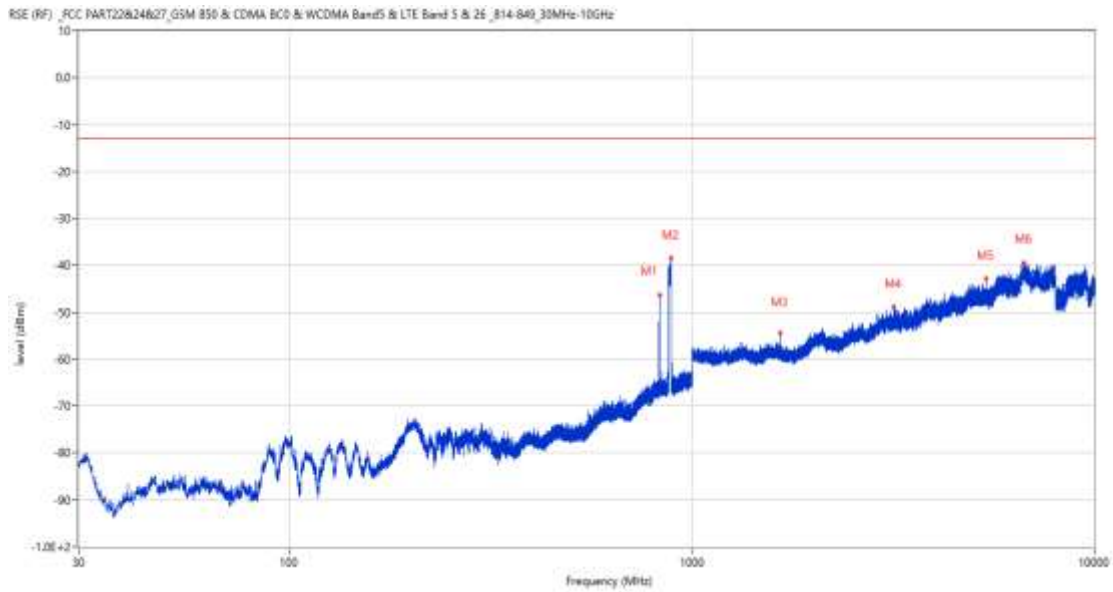
RSE-V&H LTE Band 26 (Part90) BW5 CH26740



Frequency (MHz)	Result (dBm)	Factor (dB)	PK Limit (dBm)	Over Limit (dB)	Table (o)	ANT	EUT	Verdict
832.093	-62.10	4.59	-13.0	-49.10	115.00	Vertical	Horizontal	N/A
879.720	-47.72	4.21	-13.0	-34.72	141.00	Vertical	Horizontal	N/A
2092.700	-53.37	-0.66	-13.0	-40.37	122.00	Vertical	Horizontal	Pass
3769.500	-47.42	8.76	-13.0	-34.42	314.00	Vertical	Horizontal	Pass
6713.750	-39.19	15.70	-13.0	-26.19	360.00	Vertical	Horizontal	Pass
9006.701	-40.64	13.44	-13.0	-27.64	254.00	Vertical	Horizontal	Pass

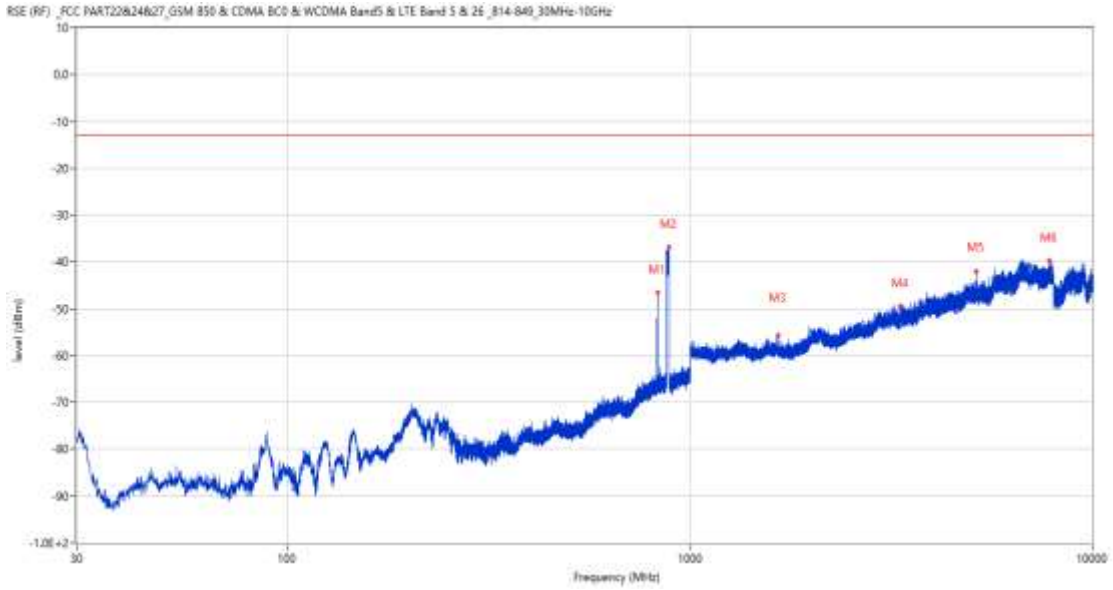
15.4 LTE Band 26 (Part90) BW10, Middle Channel

RSE-H&H LTE Band 26 (Part90) BW10 CH26740



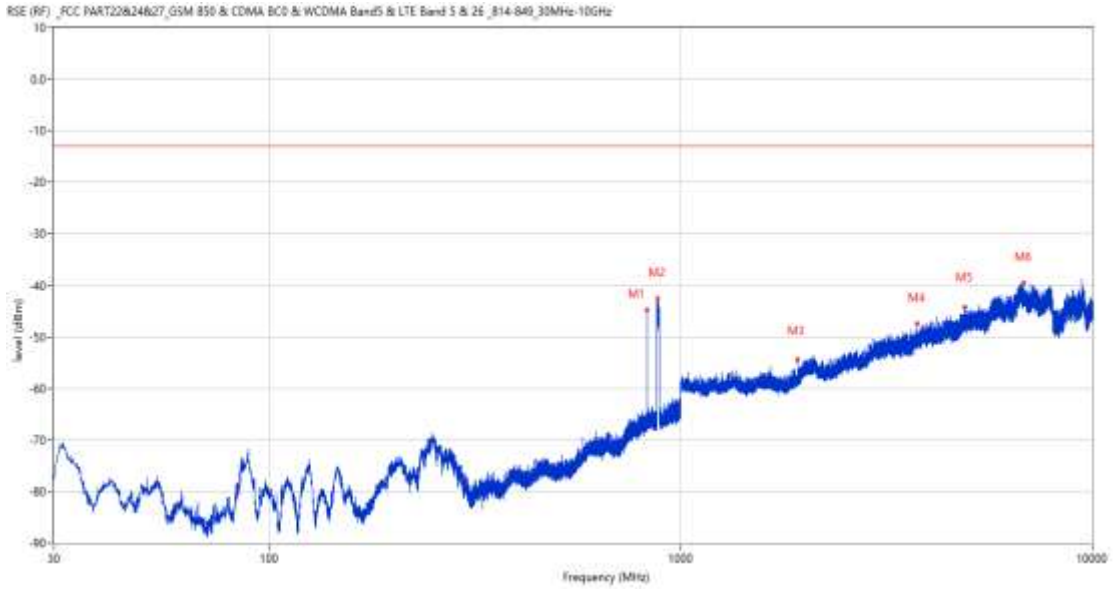
Frequency (MHz)	Result (dBm)	Factor (dB)	PK Limit (dBm)	Over Limit (dB)	Table (o)	ANT	EUT	Verdict
829.814	-46.35	4.50	-13.0	-33.35	131.00	Horizontal	Horizontal	N/A
887.625	-38.52	4.47	-13.0	-25.52	263.00	Horizontal	Horizontal	N/A
1660.400	-54.34	-4.27	-13.0	-41.34	168.00	Horizontal	Horizontal	Pass
3171.000	-48.73	5.79	-13.0	-35.73	97.00	Horizontal	Horizontal	Pass
5381.000	-42.88	10.73	-13.0	-29.88	297.00	Horizontal	Horizontal	Pass
6689.750	-39.55	14.74	-13.0	-26.55	0.00	Horizontal	Horizontal	Pass

RSE-H&V LTE Band 26 (Part90) BW10 CH26740



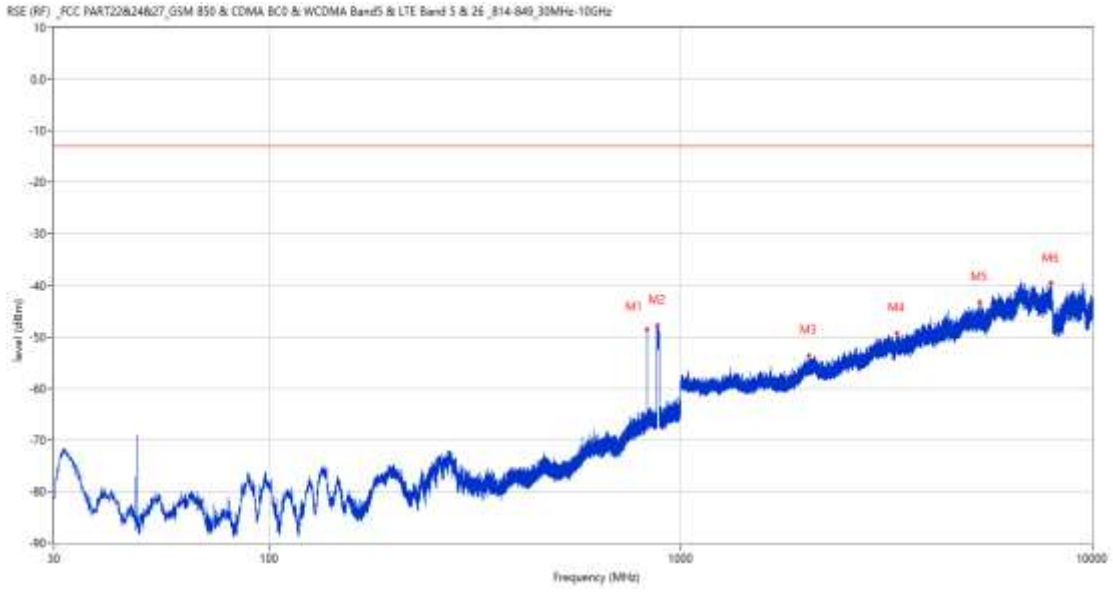
Frequency (MHz)	Result (dBm)	Factor (dB)	PK Limit (dBm)	Over Limit (dB)	Table (o)	ANT	EUT	Verdict
829.862	-46.54	4.50	-13.0	-33.54	314.00	Horizontal	Vertical	N/A
887.625	-36.88	4.47	-13.0	-23.88	186.00	Horizontal	Vertical	N/A
1660.600	-55.58	-4.25	-13.0	-42.58	194.00	Horizontal	Vertical	Pass
3344.000	-49.35	5.78	-13.0	-36.35	45.00	Horizontal	Vertical	Pass
5135.750	-41.97	11.05	-13.0	-28.97	144.00	Horizontal	Vertical	Pass
7822.750	-39.68	16.09	-13.0	-26.68	348.00	Horizontal	Vertical	Pass

RSE-V&V LTE Band 26 (Part90) BW10 CH26740



Frequency (MHz)	Result (dBm)	Factor (dB)	PK Limit (dBm)	Over Limit (dB)	Table (o)	ANT	EUT	Verdict
829.814	-44.78	4.50	-13.0	-31.78	179.00	Vertical	Vertical	N/A
878.702	-42.55	4.22	-13.0	-29.55	133.00	Vertical	Vertical	N/A
1921.700	-54.42	-3.36	-13.0	-41.42	207.00	Vertical	Vertical	Pass
3756.500	-47.51	8.42	-13.0	-34.51	220.00	Vertical	Vertical	Pass
4898.750	-44.30	10.59	-13.0	-31.30	132.00	Vertical	Vertical	Pass
6806.250	-39.47	14.46	-13.0	-26.47	238.00	Vertical	Vertical	Pass

RSE-V&H LTE Band 26 (Part90) BW10 CH26740

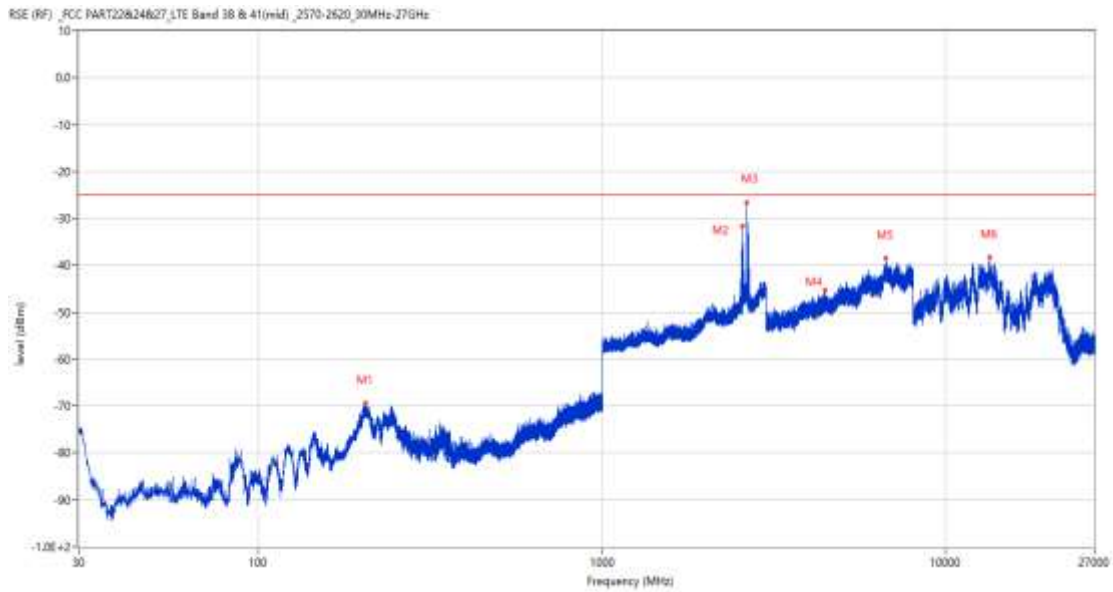


Frequency (MHz)	Result (dBm)	Factor (dB)	PK Limit (dBm)	Over Limit (dB)	Table (o)	ANT	EUT	Verdict
829.814	-48.63	4.50	-13.0	-35.63	115.00	Vertical	Horizontal	N/A
878.508	-47.82	4.22	-13.0	-34.82	98.00	Vertical	Horizontal	N/A
2045.700	-53.73	-1.22	-13.0	-40.73	86.00	Vertical	Horizontal	Pass
3346.750	-49.34	5.90	-13.0	-36.34	0.00	Vertical	Horizontal	Pass
5318.500	-43.28	10.38	-13.0	-30.28	299.00	Vertical	Horizontal	Pass
7951.750	-39.49	14.70	-13.0	-26.49	165.00	Vertical	Horizontal	Pass

16 LTE Band 38

16.1 LTE Band 38 BW5, Middle Channel

RSE-H&H LTE Band 38 BW5 CH38000



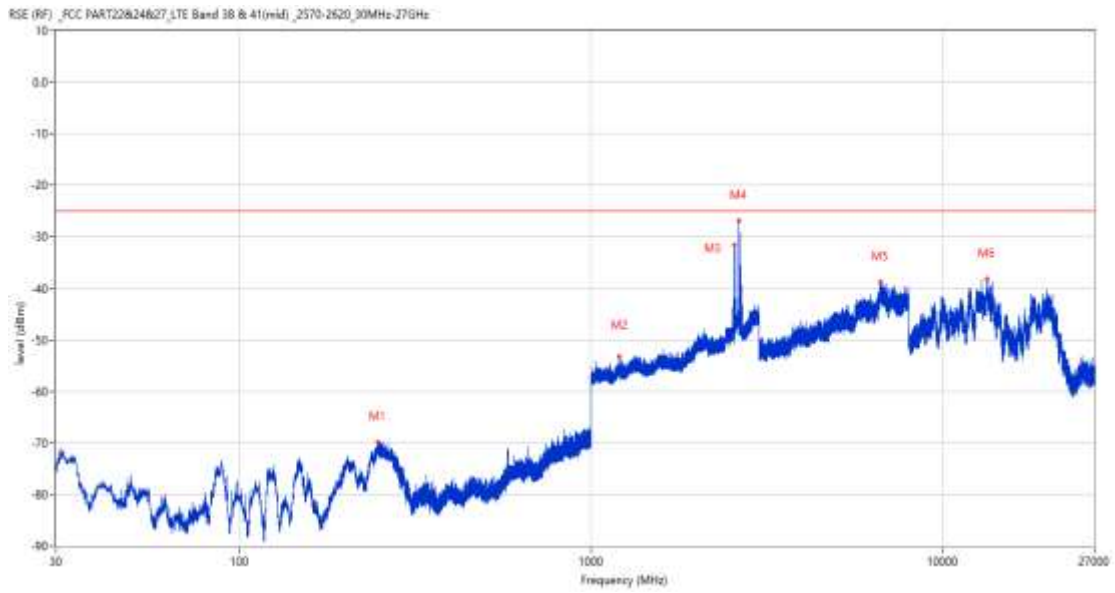
Frequency (MHz)	Result (dBm)	Factor (dB)	PK Limit (dBm)	Over Limit (dB)	Table (o)	ANT	EUT	Verdict
204.940	-69.37	-15.35	-25.0	-44.37	319.00	Horizontal	Horizontal	Pass
2556.500	-31.54	7.35	-25.0	-6.54	213.00	Horizontal	Horizontal	N/A
2634.200	-26.63	7.98	-25.0	-1.63	132.00	Horizontal	Horizontal	N/A
4457.500	-45.36	9.99	-25.0	-20.36	360.00	Horizontal	Horizontal	Pass
6690.500	-38.41	14.81	-25.0	-13.41	65.00	Horizontal	Horizontal	Pass
13387.612	-38.24	16.89	-25.0	-13.24	271.00	Horizontal	Horizontal	Pass

RSE-H&V LTE Band 38 BW5 CH38000



Frequency (MHz)	Result (dBm)	Factor (dB)	PK Limit (dBm)	Over Limit (dB)	Table (o)	ANT	EUT	Verdict
204.746	-71.35	-15.38	-25.0	-46.35	327.00	Horizontal	Vertical	Pass
2555.600	-34.91	7.29	-25.0	-9.91	199.00	Horizontal	Vertical	N/A
2633.200	-31.94	8.17	-25.0	-6.94	153.00	Horizontal	Vertical	N/A
4125.500	-46.26	9.03	-25.0	-21.26	289.00	Horizontal	Vertical	Pass
6630.750	-39.02	14.77	-25.0	-14.02	66.00	Horizontal	Vertical	Pass
13385.775	-37.85	16.88	-25.0	-12.85	0.00	Horizontal	Vertical	Pass

RSE-V&V LTE Band 38 BW5 CH38000



Frequency (MHz)	Result (dBm)	Factor (dB)	PK Limit (dBm)	Over Limit (dB)	Table (o)	ANT	EUT	Verdict
247.329	-69.78	-15.50	-25.0	-44.78	316.00	Vertical	Vertical	Pass
1199.400	-53.32	-0.50	-25.0	-28.32	179.00	Vertical	Vertical	Pass
2561.400	-31.63	8.83	-25.0	-6.63	360.00	Vertical	Vertical	N/A
2631.800	-26.92	8.15	-25.0	-1.92	318.00	Vertical	Vertical	Pass
6655.500	-38.79	15.04	-25.0	-13.79	347.00	Vertical	Vertical	Pass
13345.350	-38.30	16.36	-25.0	-13.30	197.00	Vertical	Vertical	Pass

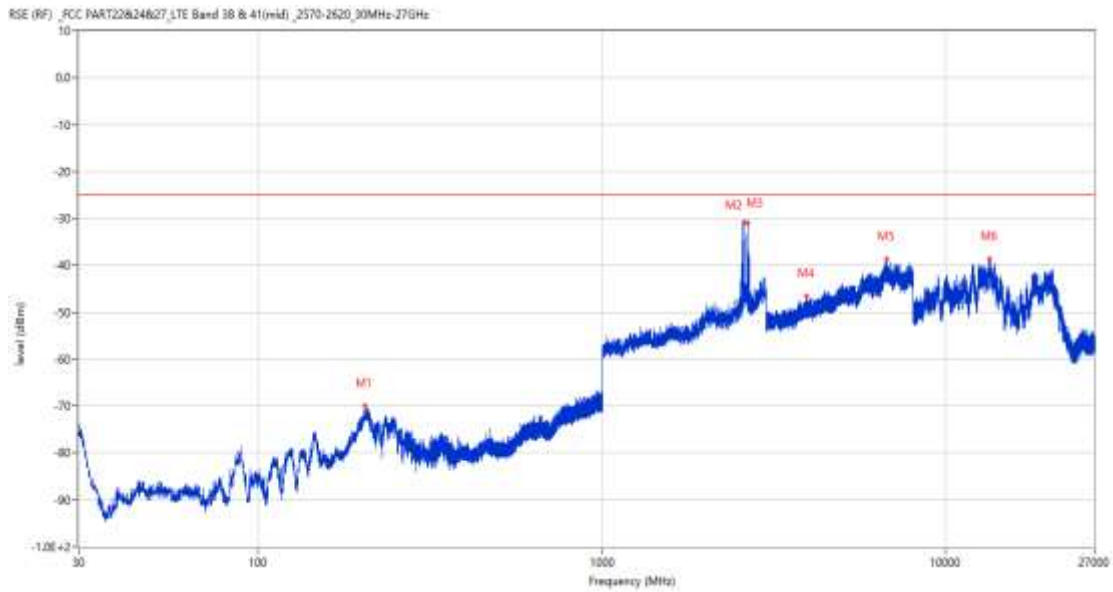
RSE-V&H LTE Band 38 BW5 CH38000



Frequency (MHz)	Result (dBm)	Factor (dB)	PK Limit (dBm)	Over Limit (dB)	Table (o)	ANT	EUT	Verdict
267.310	-69.88	-14.81	-25.0	-44.88	0.00	Vertical	Horizontal	Pass
2561.100	-36.77	8.82	-25.0	-11.77	281.00	Vertical	Horizontal	N/A
2630.400	-37.48	8.24	-25.0	-12.48	194.00	Vertical	Horizontal	N/A
3750.250	-47.45	7.94	-25.0	-22.45	342.00	Vertical	Horizontal	Pass
6012.750	-40.02	13.38	-25.0	-15.02	117.00	Vertical	Horizontal	Pass
13405.987	-37.08	16.88	-25.0	-12.08	278.00	Vertical	Horizontal	Pass

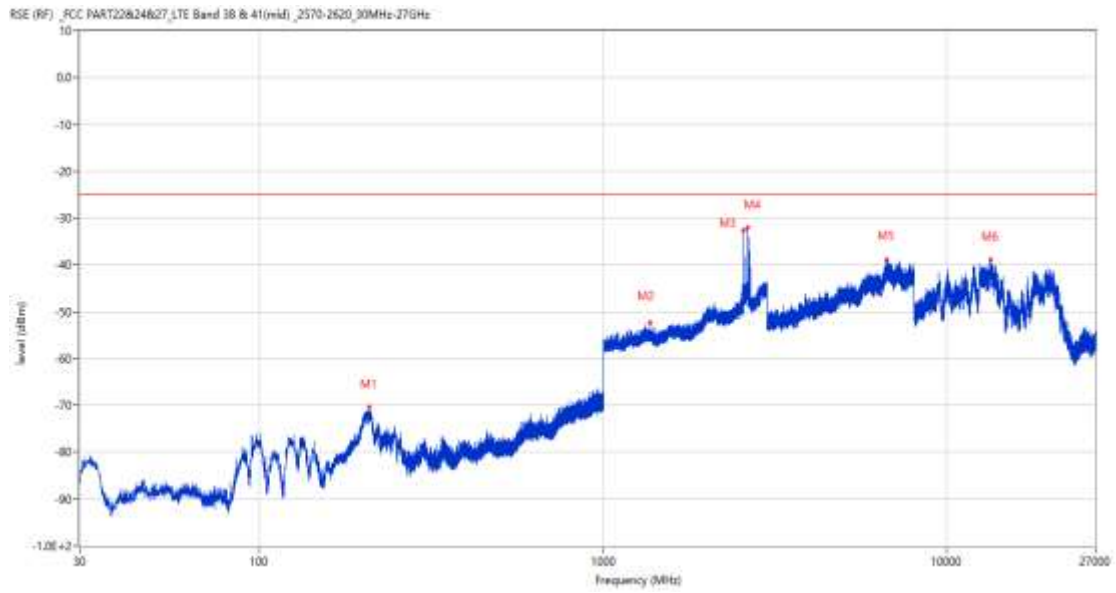
16.2 LTE Band 38 BW10, Middle Channel

RSE-H&H LTE Band 38 BW10 CH38000



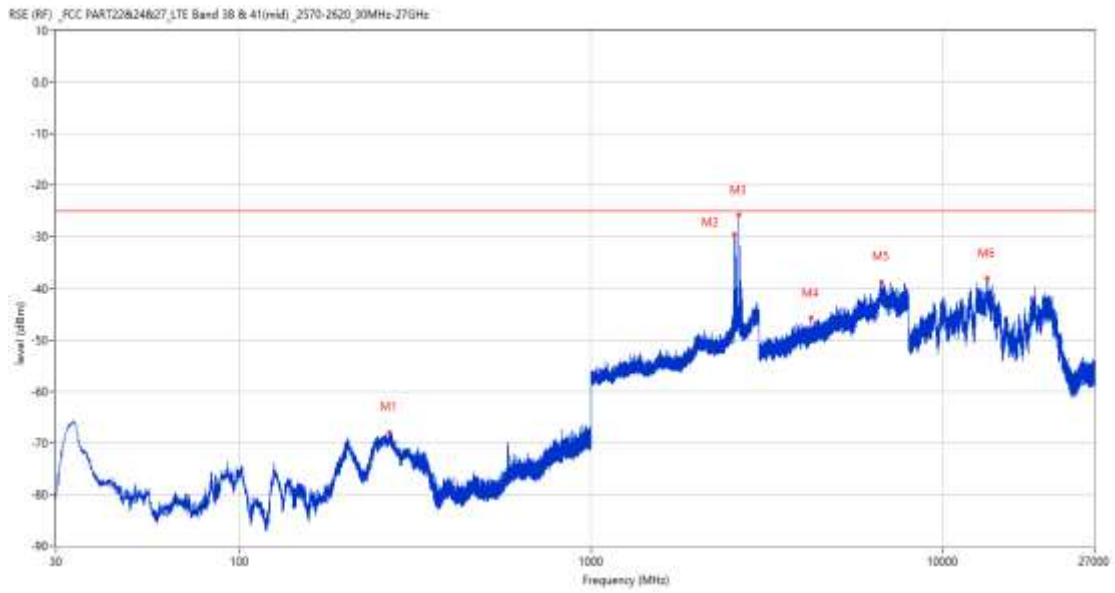
Frequency (MHz)	Result (dBm)	Factor (dB)	PK Limit (dBm)	Over Limit (dB)	Table (o)	ANT	EUT	Verdict
204.309	-69.94	-15.44	-25.0	-44.94	312.00	Horizontal	Horizontal	Pass
2591.200	-30.91	9.54	-25.0	-5.91	138.00	Horizontal	Horizontal	N/A
2639.600	-30.96	8.24	-25.0	-5.96	163.00	Horizontal	Horizontal	N/A
3917.500	-46.53	9.17	-25.0	-21.53	342.00	Horizontal	Horizontal	Pass
6704.750	-38.70	15.53	-25.0	-13.70	118.00	Horizontal	Horizontal	Pass
13368.974	-38.74	16.72	-25.0	-13.74	301.00	Horizontal	Horizontal	Pass

RSE-H&V LTE Band 38 BW10 CH38000



Frequency (MHz)	Result (dBm)	Factor (dB)	PK Limit (dBm)	Over Limit (dB)	Table (o)	ANT	EUT	Verdict
208.820	-70.47	-16.35	-25.0	-45.47	321.00	Horizontal	Vertical	Pass
1365.600	-52.45	-0.28	-25.0	-27.45	98.00	Horizontal	Vertical	Pass
2559.500	-32.77	8.54	-25.0	-7.77	104.00	Horizontal	Vertical	N/A
2635.000	-32.09	8.30	-25.0	-7.09	0.00	Horizontal	Vertical	N/A
6692.000	-38.87	14.87	-25.0	-13.87	60.00	Horizontal	Vertical	Pass
13372.125	-38.90	16.75	-25.0	-13.90	60.00	Horizontal	Vertical	Pass

RSE-V&V LTE Band 38 BW10 CH38000



Frequency (MHz)	Result (dBm)	Factor (dB)	PK Limit (dBm)	Over Limit (dB)	Table (o)	ANT	EUT	Verdict
267.408	-67.88	-14.79	-25.0	-42.88	4.00	Vertical	Vertical	Pass
2561.000	-29.55	8.80	-25.0	-4.55	360.00	Vertical	Vertical	N/A
2628.300	-25.76	8.58	-25.0	-0.76	333.00	Vertical	Vertical	N/A
4216.500	-45.66	8.79	-25.0	-20.66	103.00	Vertical	Vertical	Pass
6708.500	-38.82	15.70	-25.0	-13.82	231.00	Vertical	Vertical	Pass
13379.474	-37.94	16.82	-25.0	-12.94	0.00	Vertical	Vertical	Pass

RSE-V&H LTE Band 38 BW10 CH38000



Frequency (MHz)	Result (dBm)	Factor (dB)	PK Limit (dBm)	Over Limit (dB)	Table (o)	ANT	EUT	Verdict
965.662	-66.11	1.77	-25.0	-41.11	268.00	Vertical	Horizontal	Pass
2029.600	-47.20	4.07	-25.0	-22.20	249.00	Vertical	Horizontal	Pass
2559.500	-35.38	8.54	-25.0	-10.38	193.00	Vertical	Horizontal	N/A
2633.200	-38.91	8.17	-25.0	-13.91	350.00	Vertical	Horizontal	N/A
6641.750	-38.55	15.02	-25.0	-13.55	82.00	Vertical	Horizontal	Pass
13407.825	-37.89	16.84	-25.0	-12.89	74.00	Vertical	Horizontal	Pass

16.3 LTE Band 38 BW15, Middle Channel

RSE-H&H LTE Band 38 BW15 CH38000



Frequency (MHz)	Result (dBm)	Factor (dB)	PK Limit (dBm)	Over Limit (dB)	Table (o)	ANT	EUT	Verdict
946.019	-65.71	1.51	-25.0	-40.71	269.00	Horizontal	Horizontal	Pass
2561.000	-25.01	8.80	-25.0	-0.01	104.00	Horizontal	Horizontal	N/A
2631.500	-23.90	8.16	-25.0	1.10	136.00	Horizontal	Horizontal	N/A
3925.000	-45.87	8.76	-25.0	-20.87	31.00	Horizontal	Horizontal	Pass
6645.500	-38.63	15.17	-25.0	-13.63	106.00	Horizontal	Horizontal	Pass
13399.425	-38.39	17.00	-25.0	-13.39	0.00	Horizontal	Horizontal	Pass

RSE-H&V LTE Band 38 BW15 CH38000



Frequency (MHz)	Result (dBm)	Factor (dB)	PK Limit (dBm)	Over Limit (dB)	Table (o)	ANT	EUT	Verdict
208.820	-70.32	-16.35	-25.0	-45.32	320.00	Horizontal	Vertical	Pass
2563.700	-31.07	8.89	-25.0	-6.07	166.00	Horizontal	Vertical	N/A
2637.900	-32.67	8.30	-25.0	-7.67	179.00	Horizontal	Vertical	N/A
4200.500	-45.31	8.21	-25.0	-20.31	190.00	Horizontal	Vertical	Pass
6669.750	-38.78	14.62	-25.0	-13.78	328.00	Horizontal	Vertical	Pass
13369.763	-38.81	16.73	-25.0	-13.81	355.00	Horizontal	Vertical	Pass

RSE-V&V LTE Band 38 BW15 CH38000



Frequency (MHz)	Result (dBm)	Factor (dB)	PK Limit (dBm)	Over Limit (dB)	Table (o)	ANT	EUT	Verdict
579.020	-69.64	-5.72	-25.0	-44.64	360.00	Vertical	Vertical	Pass
1362.300	-52.62	-0.44	-25.0	-27.62	110.00	Vertical	Vertical	Pass
2560.200	-27.42	8.63	-25.0	-2.42	327.00	Vertical	Vertical	N/A
2653.200	-32.36	8.47	-25.0	-7.36	308.00	Vertical	Vertical	N/A
6685.250	-39.29	14.56	-25.0	-14.29	360.00	Vertical	Vertical	Pass
12760.762	-38.41	14.56	-25.0	-13.41	104.00	Vertical	Vertical	Pass

RSE-V&H LTE Band 38 BW15 CH38000



Frequency (MHz)	Result (dBm)	Factor (dB)	PK Limit (dBm)	Over Limit (dB)	Table (o)	ANT	EUT	Verdict
902.466	-67.17	0.19	-25.0	-42.17	360.00	Vertical	Horizontal	Pass
2554.800	-36.51	7.24	-25.0	-11.51	0.00	Vertical	Horizontal	N/A
2627.500	-33.88	8.70	-25.0	-8.88	103.00	Vertical	Horizontal	N/A
4292.250	-45.61	8.50	-25.0	-20.61	250.00	Vertical	Horizontal	Pass
6896.500	-38.84	14.06	-25.0	-13.84	229.00	Vertical	Horizontal	Pass
13344.562	-37.86	16.33	-25.0	-12.86	40.00	Vertical	Horizontal	Pass

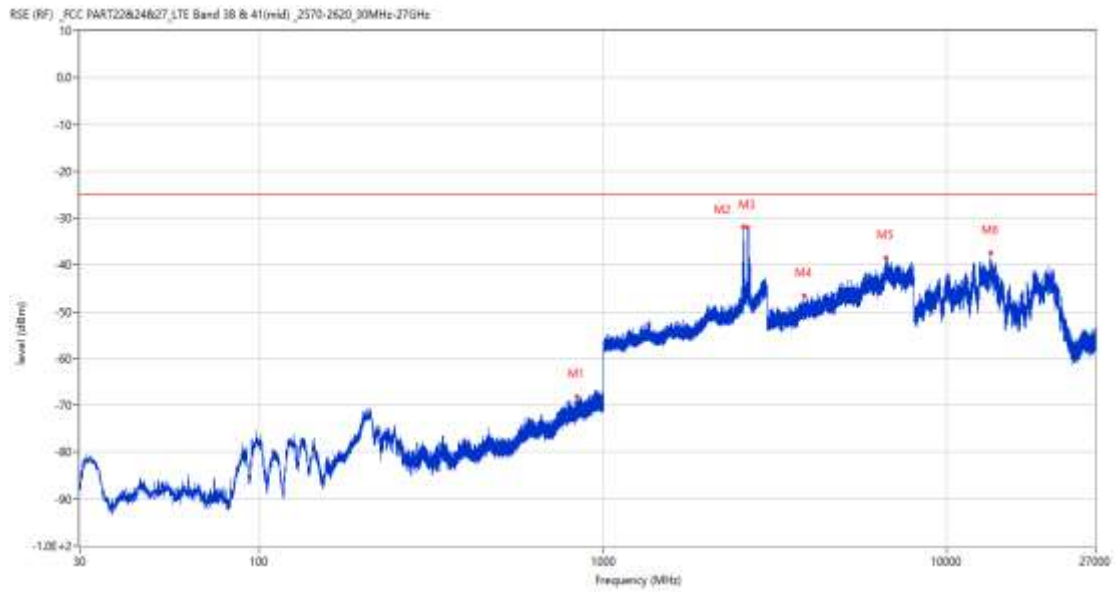
16.4 LTE Band 38 BW20, Middle Channel

RSE-H&H LTE Band 38 BW20 CH38000



Frequency (MHz)	Result (dBm)	Factor (dB)	PK Limit (dBm)	Over Limit (dB)	Table (o)	ANT	EUT	Verdict
953.925	-65.74	1.72	-25.0	-40.74	106.00	Horizontal	Horizontal	Pass
2550.400	-27.47	6.82	-25.0	-2.47	133.00	Horizontal	Horizontal	N/A
2642.800	-27.19	8.94	-25.0	-2.19	146.00	Horizontal	Horizontal	N/A
3803.000	-46.95	7.44	-25.0	-21.95	45.00	Horizontal	Horizontal	Pass
6789.250	-39.27	14.35	-25.0	-14.27	360.00	Horizontal	Horizontal	Pass
13333.800	-38.76	15.90	-25.0	-13.76	314.00	Horizontal	Horizontal	Pass

RSE-H&V LTE Band 38 BW20 CH38000



Frequency (MHz)	Result (dBm)	Factor (dB)	PK Limit (dBm)	Over Limit (dB)	Table (o)	ANT	EUT	Verdict
839.077	-68.20	-0.13	-25.0	-43.20	88.00	Horizontal	Vertical	Pass
2554.000	-31.93	7.27	-25.0	-6.93	171.00	Horizontal	Vertical	N/A
2633.700	-32.14	8.11	-25.0	-7.14	159.00	Horizontal	Vertical	N/A
3843.750	-46.55	8.39	-25.0	-21.55	253.00	Horizontal	Vertical	Pass
6644.250	-38.56	15.11	-25.0	-13.56	329.00	Horizontal	Vertical	Pass
13413.338	-37.48	16.72	-25.0	-12.48	108.00	Horizontal	Vertical	Pass

RSE-V&V LTE Band 38 BW20 CH38000



Frequency (MHz)	Result (dBm)	Factor (dB)	PK Limit (dBm)	Over Limit (dB)	Table (o)	ANT	EUT	Verdict
269.638	-71.22	-14.67	-25.0	-46.22	0.00	Vertical	Vertical	Pass
2563.100	-28.12	8.87	-25.0	-3.12	301.00	Vertical	Vertical	N/A
2629.900	-29.78	8.28	-25.0	-4.78	346.00	Vertical	Vertical	N/A
3782.500	-47.84	7.83	-25.0	-22.84	9.00	Vertical	Vertical	Pass
6681.750	-38.99	14.54	-25.0	-13.99	260.00	Vertical	Vertical	Pass
13386.037	-37.32	16.88	-25.0	-12.32	39.00	Vertical	Vertical	Pass

RSE-V&H LTE Band 38 BW20 CH38000

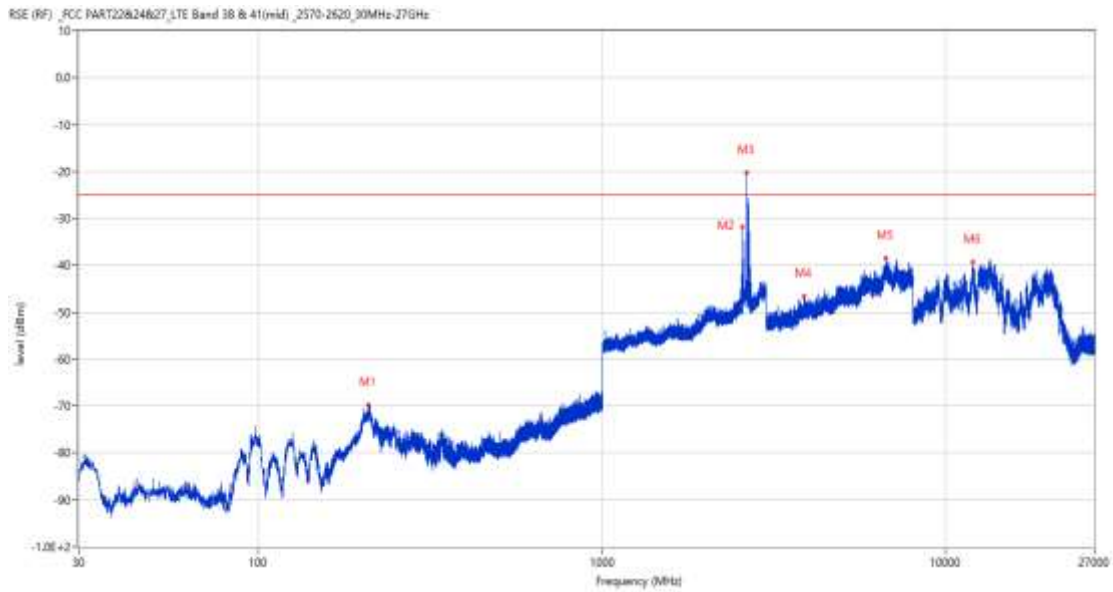


Frequency (MHz)	Result (dBm)	Factor (dB)	PK Limit (dBm)	Over Limit (dB)	Table (o)	ANT	EUT	Verdict
927.687	-67.61	0.69	-25.0	-42.61	286.00	Vertical	Horizontal	Pass
2559.000	-31.77	8.39	-25.0	-6.77	353.00	Vertical	Horizontal	N/A
2625.700	-34.86	10.11	-25.0	-9.86	191.00	Vertical	Horizontal	N/A
3747.750	-46.88	7.66	-25.0	-21.88	276.00	Vertical	Horizontal	Pass
6831.000	-38.31	14.21	-25.0	-13.31	83.00	Vertical	Horizontal	Pass
13349.550	-37.80	16.52	-25.0	-12.80	333.00	Vertical	Horizontal	Pass

17 LTE Band 41

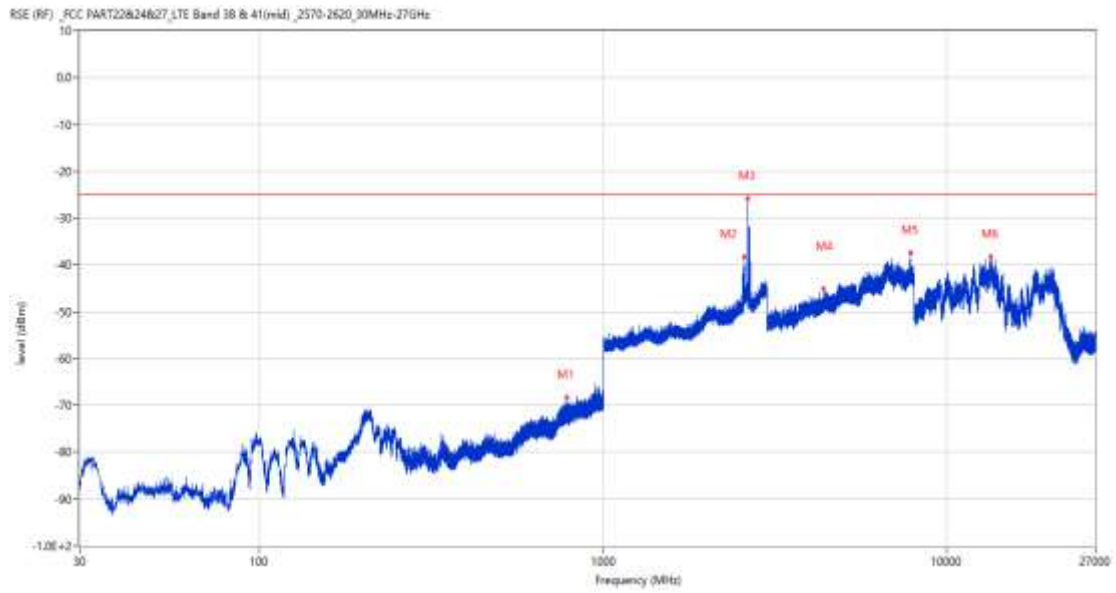
17.1 LTE Band 41 BW5, Middle Channel

RSE-H&H LTE Band 41 BW5 CH40765



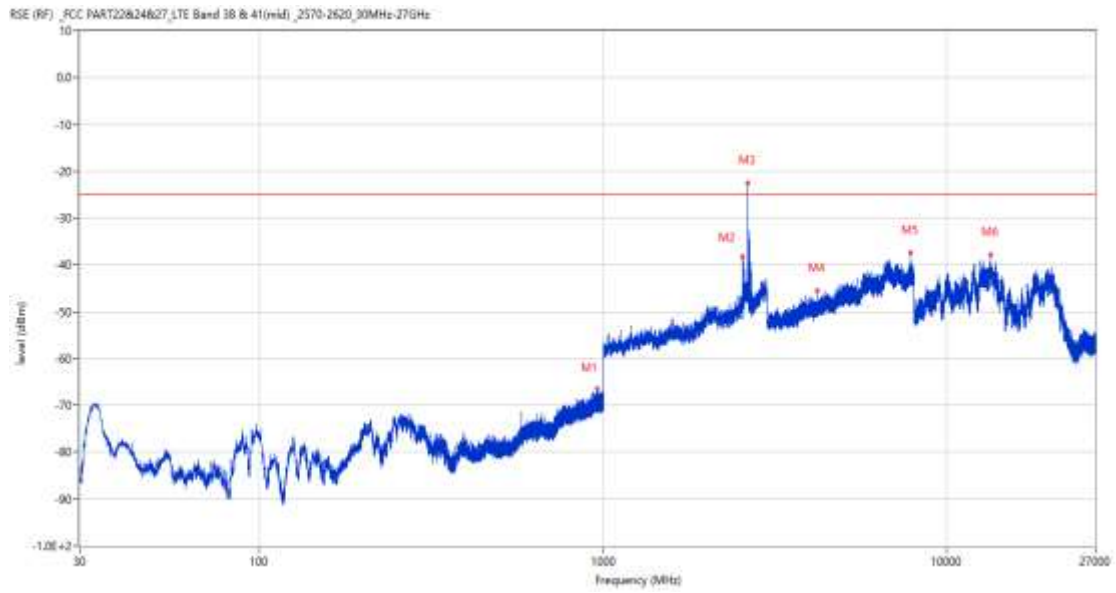
Frequency (MHz)	Result (dBm)	Factor (dB)	PK Limit (dBm)	Over Limit (dB)	Table (o)	ANT	EUT	Verdict
208.480	-69.73	-16.31	-25.0	-44.73	309.00	Horizontal	Horizontal	Pass
2559.900	-31.76	8.59	-25.0	-6.76	127.00	Horizontal	Horizontal	N/A
2631.000	-20.28	8.20	-25.0	4.72	139.00	Horizontal	Horizontal	N/A
3866.250	-46.51	8.66	-25.0	-21.51	60.00	Horizontal	Horizontal	Pass
6660.750	-38.49	14.74	-25.0	-13.49	319.00	Horizontal	Horizontal	Pass
11944.875	-39.33	14.00	-25.0	-14.33	268.00	Horizontal	Horizontal	Pass

RSE-H&V LTE Band 41 BW5 CH40765



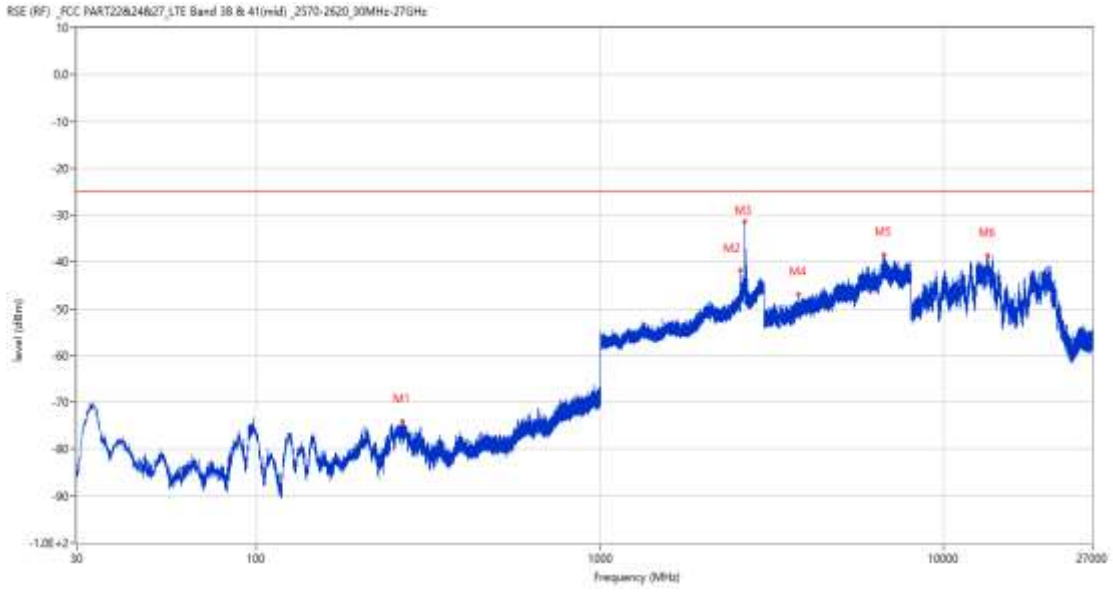
Frequency (MHz)	Result (dBm)	Factor (dB)	PK Limit (dBm)	Over Limit (dB)	Table (o)	ANT	EUT	Verdict
782.962	-68.27	-1.47	-25.0	-43.27	258.00	Horizontal	Vertical	Pass
2563.100	-38.19	8.87	-25.0	-13.19	104.00	Horizontal	Vertical	N/A
2630.100	-25.93	8.26	-25.0	-0.93	180.00	Horizontal	Vertical	N/A
4361.750	-45.19	9.32	-25.0	-20.19	360.00	Horizontal	Vertical	Pass
7816.750	-37.45	16.35	-25.0	-12.45	194.00	Horizontal	Vertical	Pass
13380.000	-38.33	16.82	-25.0	-13.33	27.00	Horizontal	Vertical	Pass

RSE-V&V LTE Band 41 BW5 40765



Frequency (MHz)	Result (dBm)	Factor (dB)	PK Limit (dBm)	Over Limit (dB)	Table (o)	ANT	EUT	Verdict
959.406	-66.50	1.83	-25.0	-41.50	167.00	Vertical	Vertical	Pass
2547.000	-38.29	6.49	-25.0	-13.29	326.00	Vertical	Vertical	N/A
2626.100	-22.59	9.68	-25.0	2.41	339.00	Vertical	Vertical	N/A
4203.000	-45.62	8.13	-25.0	-20.62	25.00	Vertical	Vertical	Pass
7816.750	-37.53	16.35	-25.0	-12.53	352.00	Vertical	Vertical	Pass
13409.401	-37.85	16.80	-25.0	-12.85	344.00	Vertical	Vertical	Pass

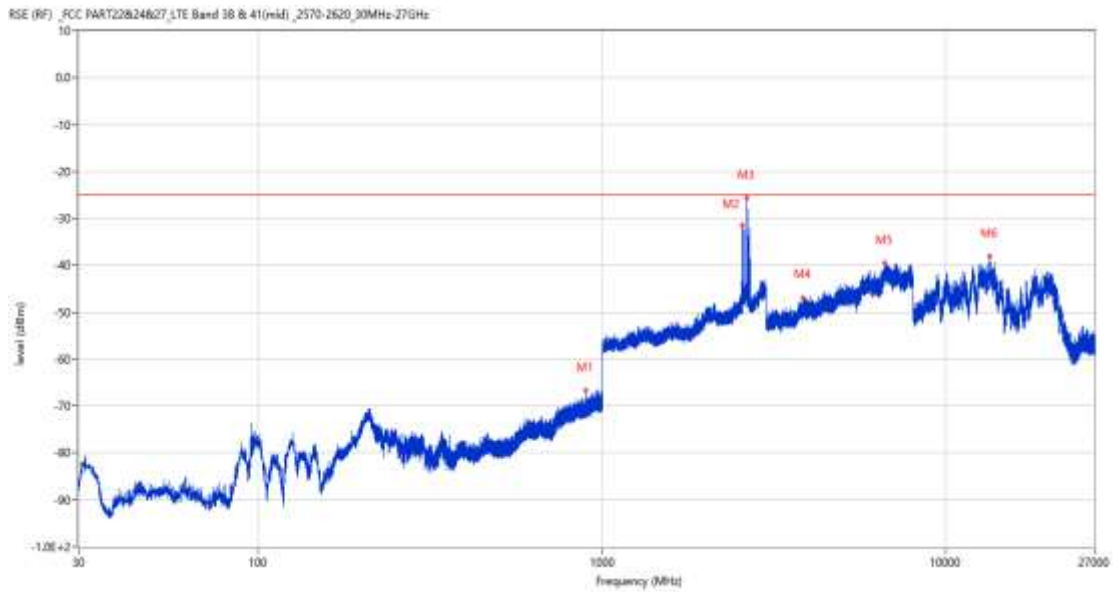
RSE-V&H LTE Band 41 BW5 CH40765



Frequency (MHz)	Result (dBm)	Factor (dB)	PK Limit (dBm)	Over Limit (dB)	Table (o)	ANT	EUT	Verdict
264.934	-74.06	-15.12	-25.0	-49.06	348.00	Vertical	Horizontal	Pass
2559.100	-41.78	8.42	-25.0	-16.78	197.00	Vertical	Horizontal	N/A
2626.700	-31.49	9.09	-25.0	-6.49	216.00	Vertical	Horizontal	N/A
3762.000	-47.06	8.80	-25.0	-22.06	240.00	Vertical	Horizontal	Pass
6697.000	-38.54	15.20	-25.0	-13.54	194.00	Vertical	Horizontal	Pass
13380.000	-38.72	16.82	-25.0	-13.72	360.00	Vertical	Horizontal	Pass

17.2 LTE Band 41 BW10, Middle Channel

RSE-H&H LTE Band 41 BW10 CH40765



Frequency (MHz)	Result (dBm)	Factor (dB)	PK Limit (dBm)	Over Limit (dB)	Table (o)	ANT	EUT	Verdict
893.446	-66.66	0.04	-25.0	-41.66	322.00	Horizontal	Horizontal	Pass
2562.300	-31.52	8.85	-25.0	-6.52	206.00	Horizontal	Horizontal	N/A
2634.100	-25.72	8.01	-25.0	-0.72	167.00	Horizontal	Horizontal	N/A
3832.250	-47.03	7.81	-25.0	-22.03	34.00	Horizontal	Horizontal	Pass
6650.500	-39.54	15.10	-25.0	-14.54	34.00	Horizontal	Horizontal	Pass
13393.912	-38.14	16.95	-25.0	-13.14	298.00	Horizontal	Horizontal	Pass

RSE-H&V LTE Band 41 BW10 CH40765



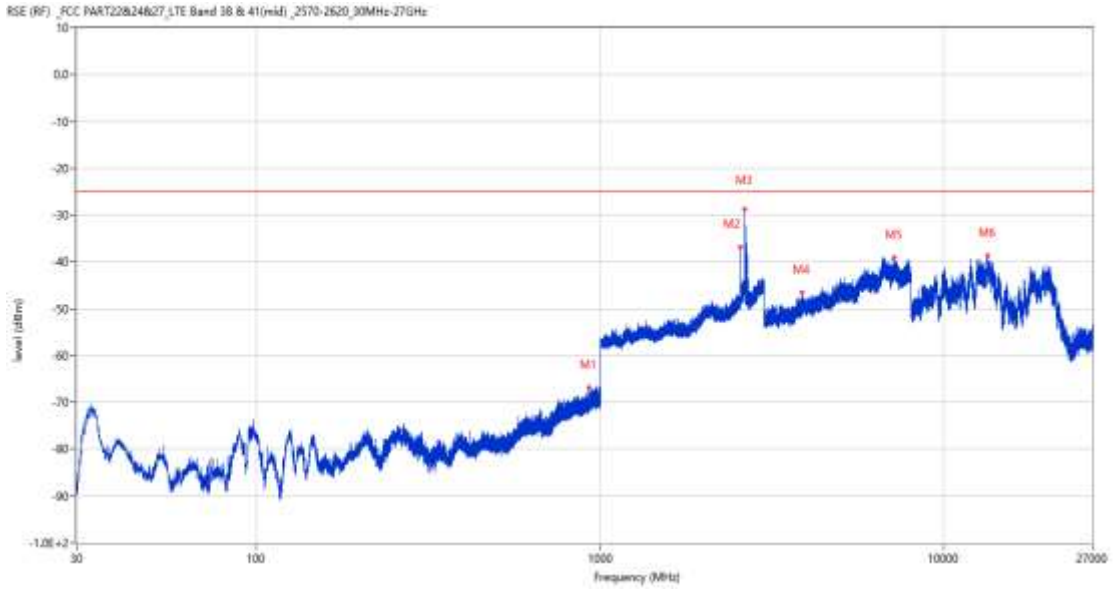
Frequency (MHz)	Result (dBm)	Factor (dB)	PK Limit (dBm)	Over Limit (dB)	Table (o)	ANT	EUT	Verdict
986.372	-65.60	1.90	-25.0	-40.60	176.00	Horizontal	Vertical	Pass
2559.300	-39.49	8.49	-25.0	-14.49	208.00	Horizontal	Vertical	N/A
2629.400	-28.42	8.39	-25.0	-3.42	34.00	Horizontal	Vertical	N/A
4265.500	-45.93	8.76	-25.0	-20.93	190.00	Horizontal	Vertical	Pass
6655.500	-39.15	15.04	-25.0	-14.15	0.00	Horizontal	Vertical	Pass
12568.787	-39.20	14.02	-25.0	-14.20	18.00	Horizontal	Vertical	Pass

RSE-V&V LTE Band 41 BW10 CH40765



Frequency (MHz)	Result (dBm)	Factor (dB)	PK Limit (dBm)	Over Limit (dB)	Table (o)	ANT	EUT	Verdict
925.019	-67.81	0.67	-25.0	-42.81	66.00	Vertical	Vertical	Pass
2557.900	-34.29	8.03	-25.0	-9.29	333.00	Vertical	Vertical	N/A
2635.700	-28.15	8.22	-25.0	-3.15	46.00	Vertical	Vertical	N/A
3838.750	-47.05	7.99	-25.0	-22.05	248.00	Vertical	Vertical	Pass
6638.250	-39.08	15.01	-25.0	-14.08	317.00	Vertical	Vertical	Pass
13380.000	-38.05	16.82	-25.0	-13.05	207.00	Vertical	Vertical	Pass

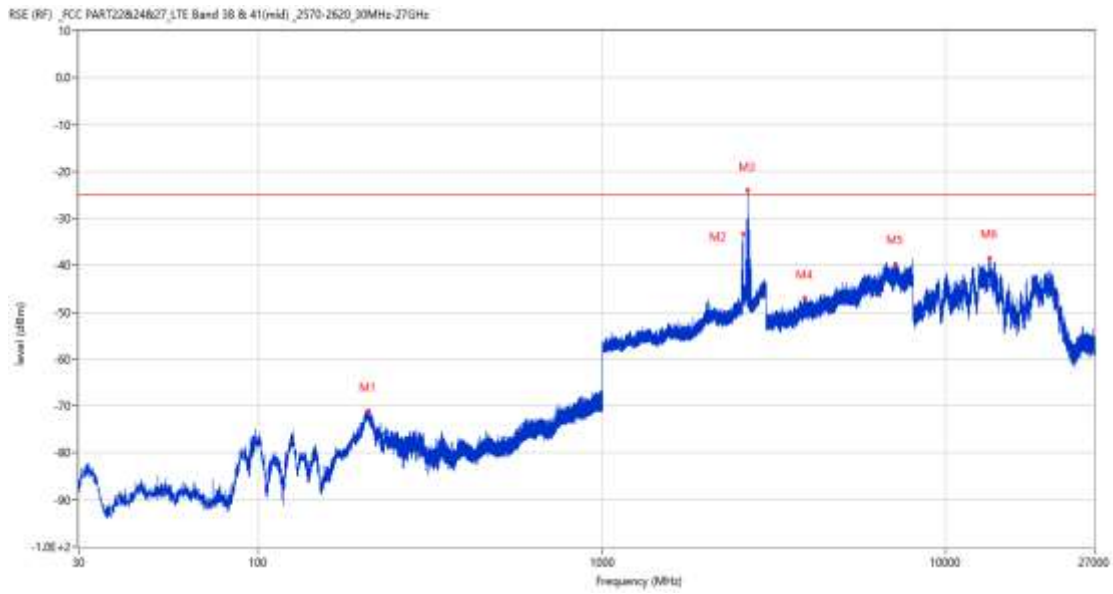
RSE-V&H LTE Band 41 BW10 CH40765



Frequency (MHz)	Result (dBm)	Factor (dB)	PK Limit (dBm)	Over Limit (dB)	Table (o)	ANT	EUT	Verdict
928.802	-66.87	0.88	-25.0	-41.87	221.00	Vertical	Horizontal	Pass
2559.900	-36.84	8.59	-25.0	-11.84	186.00	Vertical	Horizontal	N/A
2636.300	-28.64	8.23	-25.0	-3.64	117.00	Vertical	Horizontal	N/A
3852.000	-46.62	8.59	-25.0	-21.62	81.00	Vertical	Horizontal	Pass
7159.000	-39.20	14.18	-25.0	-14.20	212.00	Vertical	Horizontal	Pass
13397.850	-38.62	16.99	-25.0	-13.62	0.00	Vertical	Horizontal	Pass

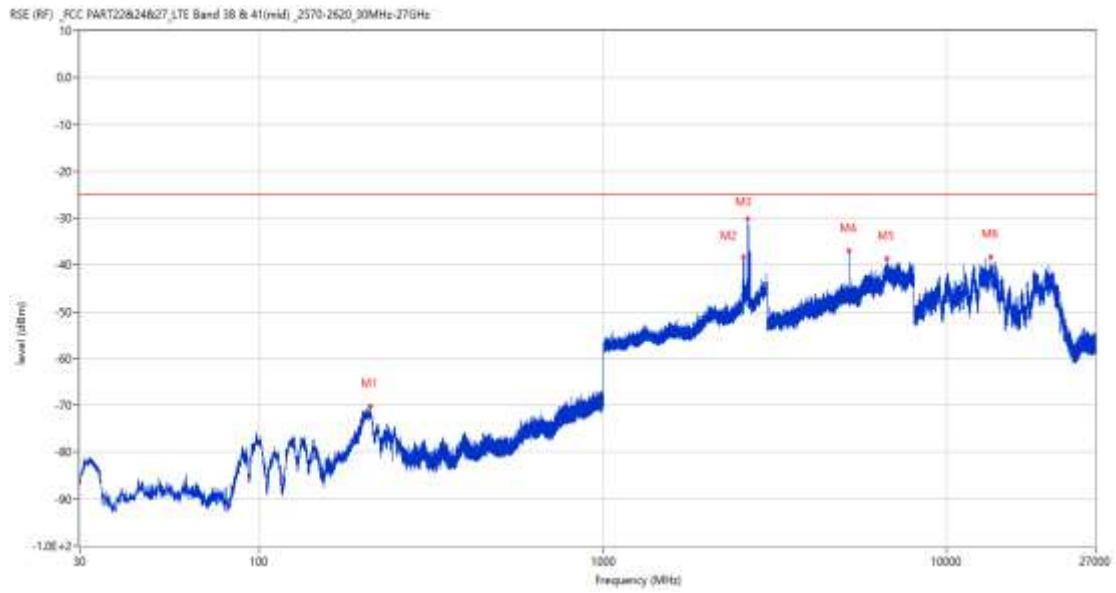
17.3 LTE Band 41 BW15, Middle Channel

RSE-H&H LTE Band 41 BW15 CH40765



Frequency (MHz)	Result (dBm)	Factor (dB)	PK Limit (dBm)	Over Limit (dB)	Table (o)	ANT	EUT	Verdict
208.092	-71.01	-16.29	-25.0	-46.01	313.00	Horizontal	Horizontal	Pass
2562.900	-33.26	8.87	-25.0	-8.26	12.00	Horizontal	Horizontal	N/A
2648.600	-24.02	9.24	-25.0	0.98	138.00	Horizontal	Horizontal	N/A
3880.000	-47.06	9.03	-25.0	-22.06	222.00	Horizontal	Horizontal	Pass
7114.500	-39.61	13.74	-25.0	-14.61	110.00	Horizontal	Horizontal	Pass
13388.401	-38.54	16.90	-25.0	-13.54	322.00	Horizontal	Horizontal	Pass

RSE-H&V LTE Band 41 BW15 CH40765



Frequency (MHz)	Result (dBm)	Factor (dB)	PK Limit (dBm)	Over Limit (dB)	Table (o)	ANT	EUT	Verdict
209.305	-70.14	-16.41	-25.0	-45.14	312.00	Horizontal	Vertical	Pass
2557.600	-38.31	7.88	-25.0	-13.31	127.00	Horizontal	Vertical	N/A
2637.000	-30.28	8.30	-25.0	-5.28	178.00	Horizontal	Vertical	N/A
5181.250	-37.09	10.57	-25.0	-12.09	212.00	Horizontal	Vertical	Pass
6691.750	-38.63	14.86	-25.0	-13.63	254.00	Horizontal	Vertical	Pass
13365.300	-38.21	16.68	-25.0	-13.21	360.00	Horizontal	Vertical	Pass

RSE-V&V LTE Band 41 BW15 CH40765



Frequency (MHz)	Result (dBm)	Factor (dB)	PK Limit (dBm)	Over Limit (dB)	Table (o)	ANT	EUT	Verdict
843.782	-67.62	-0.18	-25.0	-42.62	201.00	Vertical	Vertical	Pass
1533.400	-52.12	-0.19	-25.0	-27.12	78.00	Vertical	Vertical	Pass
2559.000	-35.17	8.39	-25.0	-10.17	53.00	Vertical	Vertical	N/A
2626.100	-28.00	9.68	-25.0	0.00	346.00	Vertical	Vertical	N/A
7201.500	-39.03	14.65	-25.0	-14.03	116.00	Vertical	Vertical	Pass
13371.862	-37.06	16.75	-25.0	-12.06	139.00	Vertical	Vertical	Pass

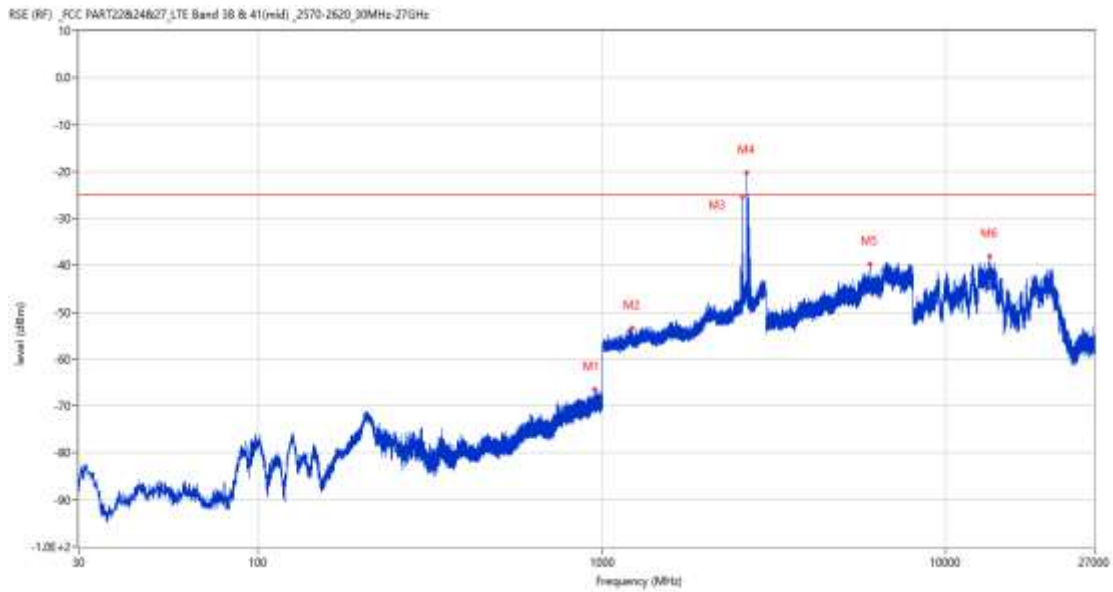
RSE-V&H LTE Band 41 BW15 CH40765



Frequency (MHz)	Result (dBm)	Factor (dB)	PK Limit (dBm)	Over Limit (dB)	Table (o)	ANT	EUT	Verdict
957.369	-66.30	1.78	-25.0	-41.30	232.00	Vertical	Horizontal	Pass
2558.900	-37.89	8.35	-25.0	-12.89	198.00	Vertical	Horizontal	N/A
2628.400	-32.86	8.57	-25.0	-7.86	210.00	Vertical	Horizontal	N/A
4025.750	-46.43	9.08	-25.0	-21.43	233.00	Vertical	Horizontal	Pass
6689.250	-39.09	14.71	-25.0	-14.09	29.00	Vertical	Horizontal	Pass
13394.437	-38.13	16.96	-25.0	-13.13	0.00	Vertical	Horizontal	Pass

17.4 LTE Band 41 BW20, Middle Channel

RSE-H&H LTE Band 41 BW20 CH40765



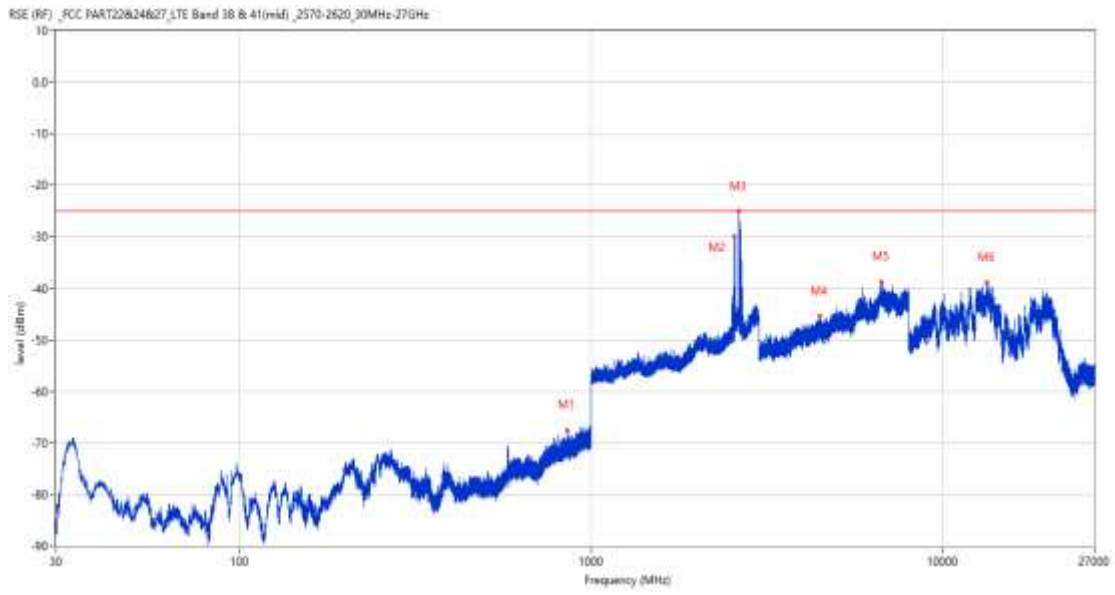
Frequency (MHz)	Result (dBm)	Factor (dB)	PK Limit (dBm)	Over Limit (dB)	Table (o)	ANT	EUT	Verdict
950.094	-66.53	1.63	-25.0	-41.53	231.00	Horizontal	Horizontal	Pass
1224.800	-53.37	-1.23	-25.0	-28.37	258.00	Horizontal	Horizontal	Pass
2561.700	-25.48	8.84	-25.0	-0.48	138.00	Horizontal	Horizontal	N/A
2634.300	-20.30	8.01	-25.0	4.70	158.00	Horizontal	Horizontal	N/A
5992.750	-39.68	12.74	-25.0	-14.68	330.00	Horizontal	Horizontal	Pass
13371.600	-38.02	16.74	-25.0	-13.02	0.00	Horizontal	Horizontal	Pass

RSE-H&V LTE Band 41 BW20 CH40765



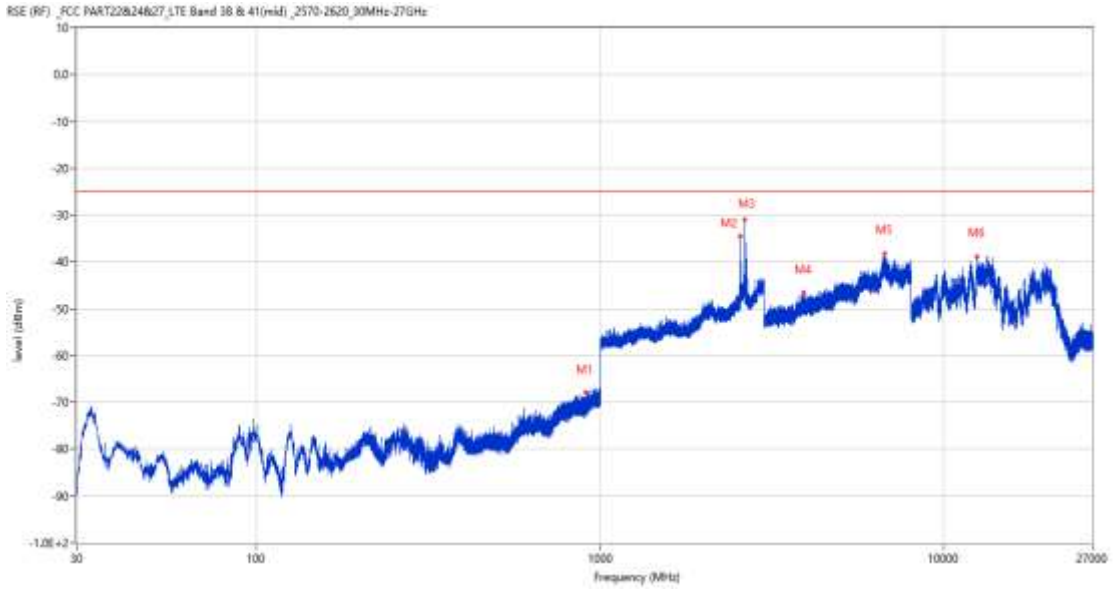
Frequency (MHz)	Result (dBm)	Factor (dB)	PK Limit (dBm)	Over Limit (dB)	Table (o)	ANT	EUT	Verdict
917.356	-68.12	0.35	-25.0	-43.12	277.00	Horizontal	Vertical	Pass
1546.300	-51.56	0.20	-25.0	-26.56	93.00	Horizontal	Vertical	Pass
2556.300	-36.91	7.34	-25.0	-11.91	201.00	Horizontal	Vertical	N/A
2625.900	-28.29	9.91	-25.0	-3.29	340.00	Horizontal	Vertical	N/A
6737.000	-39.09	15.14	-25.0	-14.09	341.00	Horizontal	Vertical	Pass
13365.300	-37.98	16.68	-25.0	-12.98	129.00	Horizontal	Vertical	Pass

RSE-V&V LTE Band 41 BW20 CH40765



Frequency (MHz)	Result (dBm)	Factor (dB)	PK Limit (dBm)	Over Limit (dB)	Table (o)	ANT	EUT	Verdict
854.500	-67.67	-0.16	-25.0	-42.67	342.00	Vertical	Vertical	Pass
2557.900	-29.99	8.03	-25.0	-4.99	337.00	Vertical	Vertical	N/A
2629.000	-25.06	8.47	-25.0	-0.06	360.00	Vertical	Vertical	N/A
4470.000	-45.42	9.41	-25.0	-20.42	278.00	Vertical	Vertical	Pass
6697.250	-38.72	15.22	-25.0	-13.72	310.00	Vertical	Vertical	Pass
13359.526	-38.89	16.63	-25.0	-13.89	346.00	Vertical	Vertical	Pass

RSE-V&H LTE Band 41 BW20 CH40765

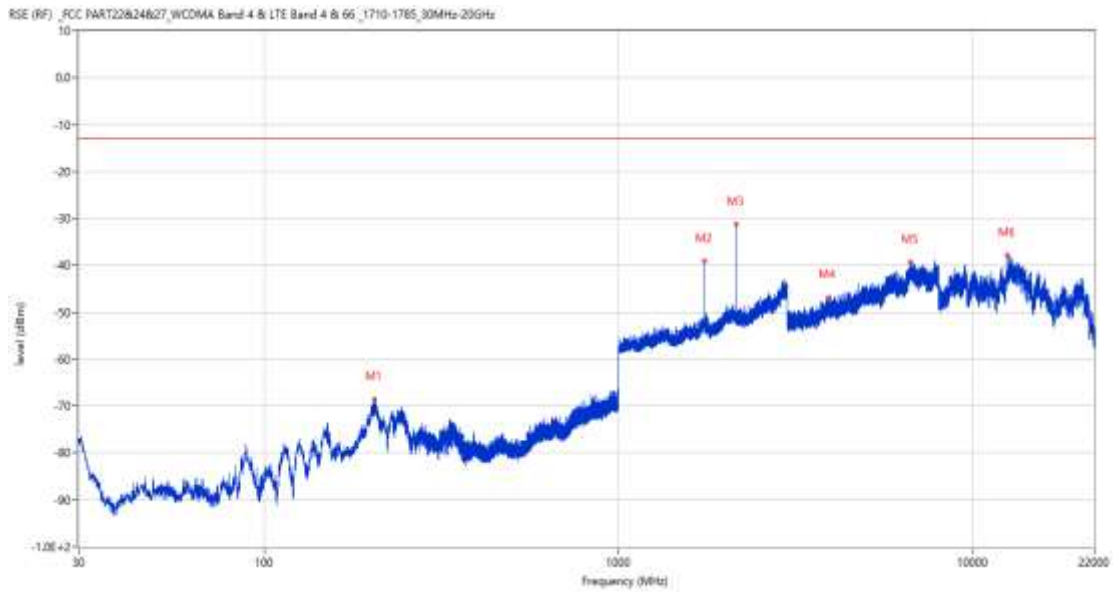


Frequency (MHz)	Result (dBm)	Factor (dB)	PK Limit (dBm)	Over Limit (dB)	Table (o)	ANT	EUT	Verdict
903.049	-67.96	0.25	-25.0	-42.96	353.00	Vertical	Horizontal	Pass
2561.200	-34.58	8.83	-25.0	-9.58	360.00	Vertical	Horizontal	N/A
2632.500	-31.00	8.12	-25.0	-6.00	37.00	Vertical	Horizontal	N/A
3910.250	-46.54	9.31	-25.0	-21.54	220.00	Vertical	Horizontal	Pass
6702.250	-38.33	15.53	-25.0	-13.33	287.00	Vertical	Horizontal	Pass
12502.287	-38.99	14.68	-25.0	-13.99	91.00	Vertical	Horizontal	Pass

18 LTE Band 66

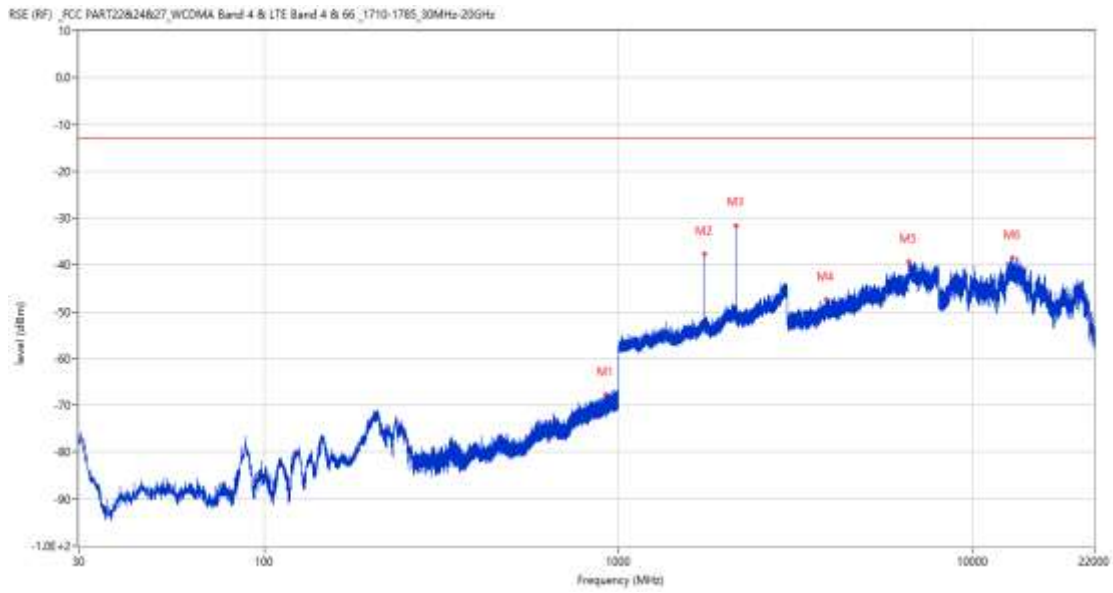
18.1 LTE Band 66 BW1.4, Middle Channel

RSE-H&H LTE Band 66 BW1.4 CH132322



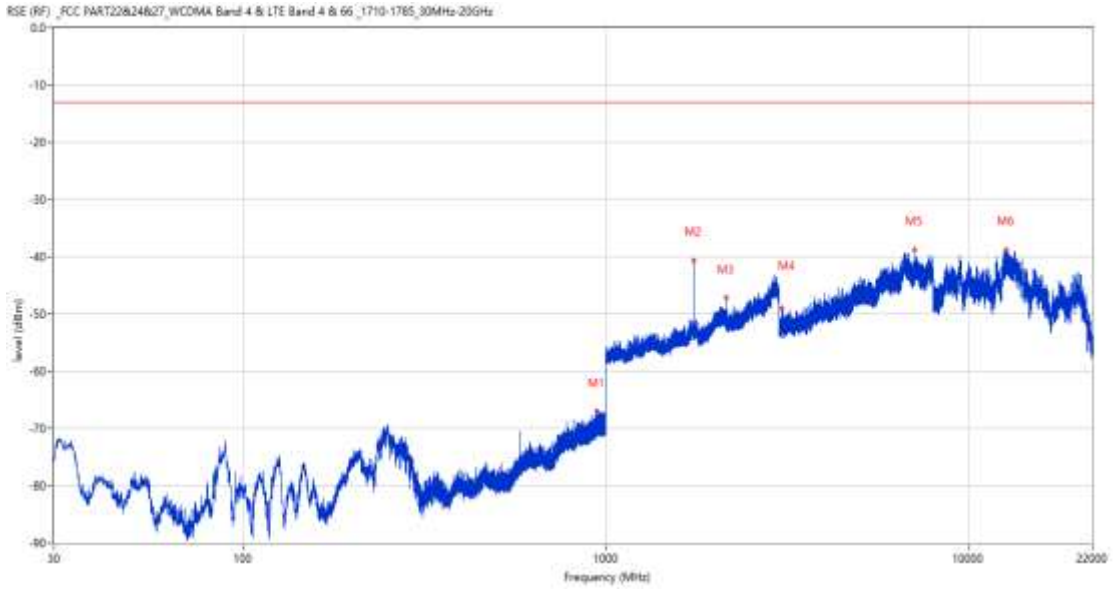
Frequency (MHz)	Result (dBm)	Factor (dB)	PK Limit (dBm)	Over Limit (dB)	Table (o)	ANT	EUT	Verdict
204.552	-68.61	-15.41	-13.0	-55.61	292.00	Horizontal	Horizontal	Pass
1745.200	-39.15	2.05	-13.0	-26.15	32.00	Horizontal	Horizontal	N/A
2145.400	-31.26	3.42	-13.0	-18.26	117.00	Horizontal	Horizontal	N/A
3894.750	-46.89	9.09	-13.0	-33.89	288.00	Horizontal	Horizontal	Pass
6666.750	-39.34	14.66	-13.0	-26.34	58.00	Horizontal	Horizontal	Pass
12502.762	-37.83	15.60	-13.0	-24.83	250.00	Horizontal	Horizontal	Pass

RSE-H&V LTE Band 66 BW1.4 CH132322



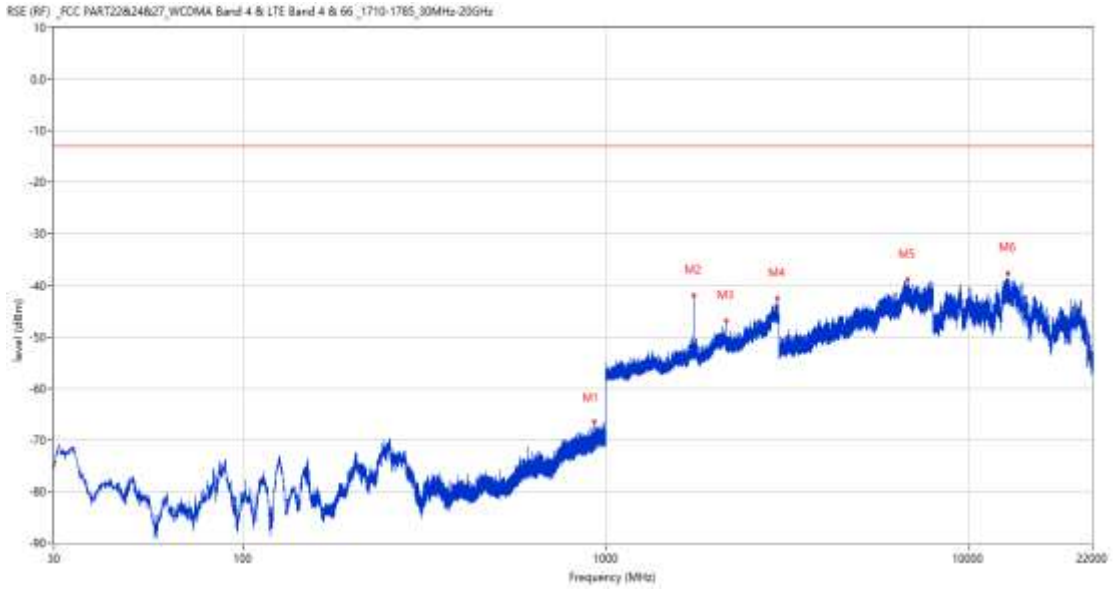
Frequency (MHz)	Result (dBm)	Factor (dB)	PK Limit (dBm)	Over Limit (dB)	Table (o)	ANT	EUT	Verdict
918.666	-67.69	0.46	-13.0	-54.69	276.00	Horizontal	Vertical	Pass
1745.300	-37.66	2.05	-13.0	-24.66	162.00	Horizontal	Vertical	N/A
2145.800	-31.56	3.42	-13.0	-18.56	125.00	Horizontal	Vertical	N/A
3856.250	-47.45	8.71	-13.0	-34.45	254.00	Horizontal	Vertical	Pass
6598.250	-39.21	14.41	-13.0	-26.21	147.00	Horizontal	Vertical	Pass
12896.151	-38.57	16.65	-13.0	-25.57	159.00	Horizontal	Vertical	Pass

RSE-V&V LTE Band 66 BW1.4 CH132322



Frequency (MHz)	Result (dBm)	Factor (dB)	PK Limit (dBm)	Over Limit (dB)	Table (o)	ANT	EUT	Verdict
943.692	-66.95	1.51	-13.0	-53.95	164.00	Vertical	Vertical	Pass
1745.500	-40.66	2.05	-13.0	-27.66	38.00	Vertical	Vertical	N/A
2146.500	-47.13	3.38	-13.0	-34.13	360.00	Vertical	Vertical	N/A
3049.000	-48.92	5.49	-13.0	-35.92	163.00	Vertical	Vertical	Pass
7114.500	-38.87	13.74	-13.0	-25.87	119.00	Vertical	Vertical	Pass
12718.175	-38.73	16.34	-13.0	-25.73	158.00	Vertical	Vertical	Pass

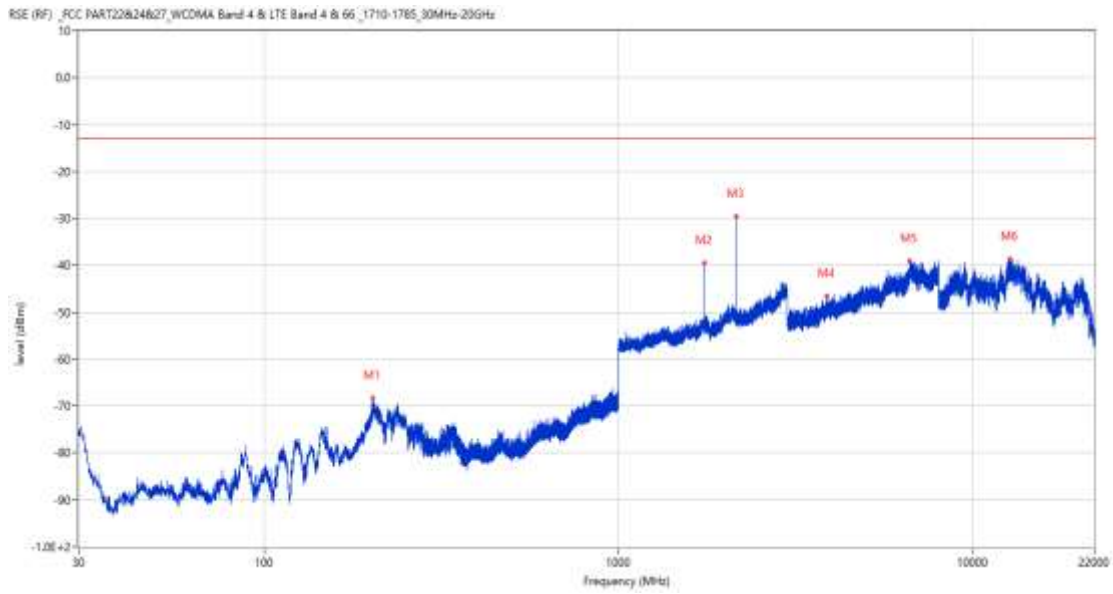
RSE-V&H LTE Band 66 BW1.4 CH132322



Frequency (MHz)	Result (dBm)	Factor (dB)	PK Limit (dBm)	Over Limit (dB)	Table (o)	ANT	EUT	Verdict
931.033	-66.50	1.14	-13.0	-53.50	329.00	Vertical	Horizontal	Pass
1745.200	-42.00	2.05	-13.0	-29.00	186.00	Vertical	Horizontal	N/A
2145.700	-46.97	3.41	-13.0	-33.97	80.00	Vertical	Horizontal	N/A
2965.500	-42.47	11.33	-13.0	-29.47	148.00	Vertical	Horizontal	Pass
6799.500	-39.05	14.49	-13.0	-26.05	360.00	Vertical	Horizontal	Pass
12896.612	-37.64	16.66	-13.0	-24.64	38.00	Vertical	Horizontal	Pass

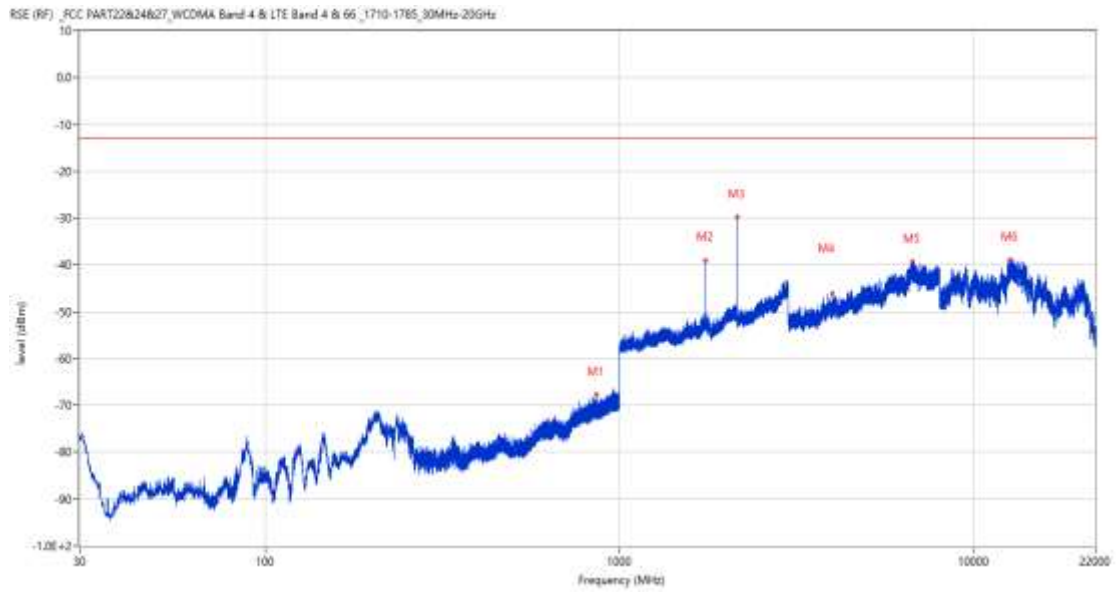
18.2 LTE Band 66 BW3, Middle Channel

RSE-H&H LTE Band 66 BW3 CH132322



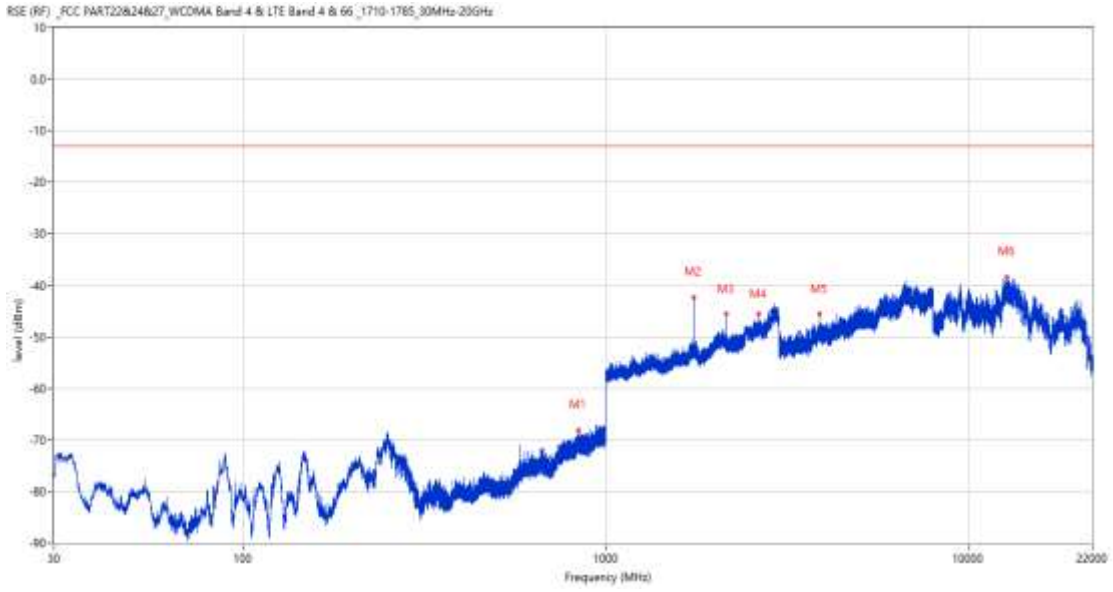
Frequency (MHz)	Result (dBm)	Factor (dB)	PK Limit (dBm)	Over Limit (dB)	Table (o)	ANT	EUT	Verdict
202.466	-68.35	-15.74	-13.0	-55.35	297.00	Horizontal	Horizontal	Pass
1744.500	-39.48	2.05	-13.0	-26.48	37.00	Horizontal	Horizontal	Pass
2146.300	-29.67	3.44	-13.0	-16.67	128.00	Horizontal	Horizontal	Pass
3870.750	-46.59	8.80	-13.0	-33.59	353.00	Horizontal	Horizontal	Pass
6639.250	-39.13	15.07	-13.0	-26.13	74.00	Horizontal	Horizontal	Pass
12722.450	-38.77	16.30	-13.0	-25.77	246.00	Horizontal	Horizontal	Pass

RSE-H&V LTE Band 66 BW3 CH132322



Frequency (MHz)	Result (dBm)	Factor (dB)	PK Limit (dBm)	Over Limit (dB)	Table (o)	ANT	EUT	Verdict
857.750	-67.69	-0.15	-13.0	-54.69	40.00	Horizontal	Vertical	Pass
1744.400	-39.18	2.05	-13.0	-26.18	153.00	Horizontal	Vertical	N/A
2145.100	-29.78	3.48	-13.0	-16.78	121.00	Horizontal	Vertical	N/A
3981.750	-46.20	9.18	-13.0	-33.20	157.00	Horizontal	Vertical	Pass
6711.500	-39.21	15.57	-13.0	-26.21	335.00	Horizontal	Vertical	Pass
12665.213	-38.95	15.93	-13.0	-25.95	0.00	Horizontal	Vertical	Pass

RSE-V&V LTE Band 66 BW3 CH132322



Frequency (MHz)	Result (dBm)	Factor (dB)	PK Limit (dBm)	Over Limit (dB)	Table (o)	ANT	EUT	Verdict
841.211	-68.09	-0.05	-13.0	-55.09	76.00	Vertical	Vertical	Pass
1744.300	-42.40	2.05	-13.0	-29.40	46.00	Vertical	Vertical	N/A
2146.800	-45.62	3.26	-13.0	-32.62	360.00	Vertical	Vertical	N/A
2645.900	-45.64	8.38	-13.0	-32.64	305.00	Vertical	Vertical	Pass
3887.000	-45.54	9.03	-13.0	-32.54	170.00	Vertical	Vertical	Pass
12823.075	-38.35	15.59	-13.0	-25.35	210.00	Vertical	Vertical	Pass

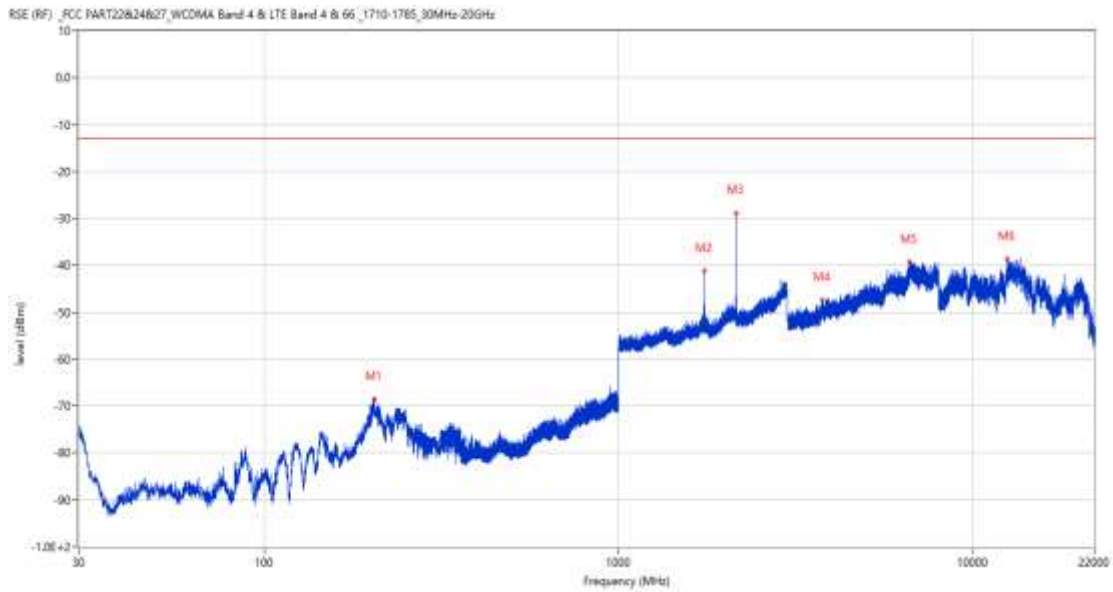
RSE-V&H LTE Band 66 BW3 CH132322



Frequency (MHz)	Result (dBm)	Factor (dB)	PK Limit (dBm)	Over Limit (dB)	Table (o)	ANT	EUT	Verdict
840.289	-67.81	-0.06	-13.0	-54.81	171.00	Vertical	Horizontal	Pass
1744.500	-43.00	2.05	-13.0	-30.00	0.00	Vertical	Horizontal	N/A
2145.600	-45.40	3.41	-13.0	-32.40	157.00	Vertical	Horizontal	N/A
2873.800	-42.81	10.34	-13.0	-29.81	86.00	Vertical	Horizontal	Pass
6665.500	-39.22	14.69	-13.0	-26.22	110.00	Vertical	Horizontal	Pass
12669.013	-38.04	16.00	-13.0	-25.04	255.00	Vertical	Horizontal	Pass

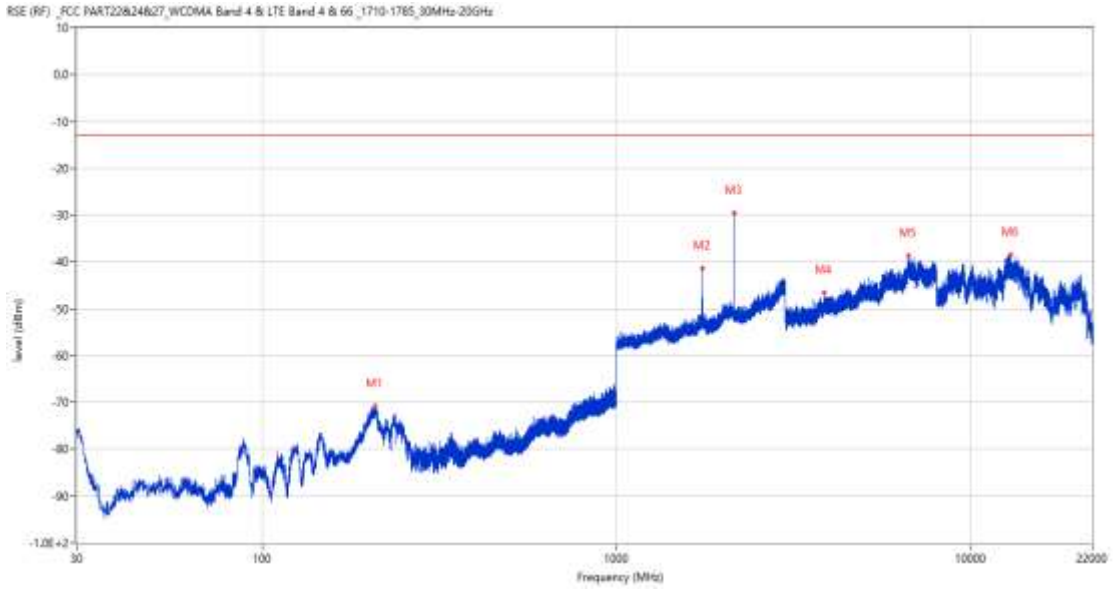
18.3 LTE Band 66 BW5, Middle Channel

RSE-H&H LTE Band 66 BW5 CH132322



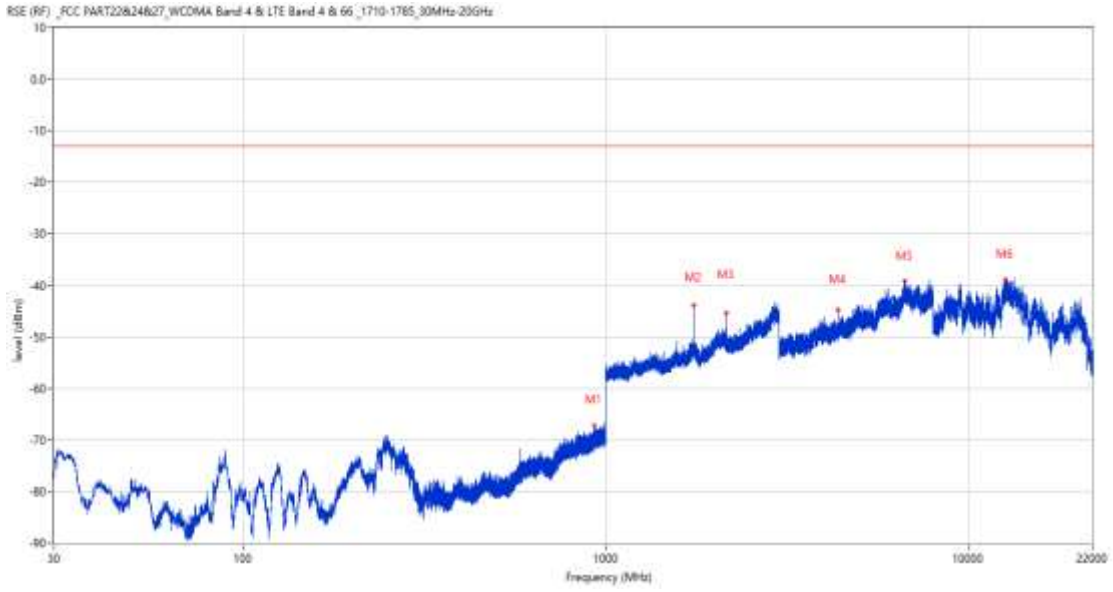
Frequency (MHz)	Result (dBm)	Factor (dB)	PK Limit (dBm)	Over Limit (dB)	Table (o)	ANT	EUT	Verdict
204.891	-68.53	-15.36	-13.0	-55.53	300.00	Horizontal	Horizontal	Pass
1743.500	-41.24	2.05	-13.0	-28.24	226.00	Horizontal	Horizontal	N/A
2146.300	-28.86	3.44	-13.0	-15.86	119.00	Horizontal	Horizontal	N/A
3749.500	-47.29	7.85	-13.0	-34.29	102.00	Horizontal	Horizontal	Pass
6617.500	-39.30	14.57	-13.0	-26.30	245.00	Horizontal	Horizontal	Pass
12520.575	-38.69	15.24	-13.0	-25.69	281.00	Horizontal	Horizontal	Pass

RSE-H&V LTE Band 66 BW5 CH132322



Frequency (MHz)	Result (dBm)	Factor (dB)	PK Limit (dBm)	Over Limit (dB)	Table (o)	ANT	EUT	Verdict
207.995	-70.77	-16.29	-13.0	-57.77	301.00	Horizontal	Vertical	Pass
1743.600	-41.35	2.05	-13.0	-28.35	161.00	Horizontal	Vertical	N/A
2147.100	-29.61	3.15	-13.0	-16.61	129.00	Horizontal	Vertical	N/A
3837.000	-46.49	7.86	-13.0	-33.49	173.00	Horizontal	Vertical	Pass
6646.500	-38.66	15.26	-13.0	-25.66	289.00	Horizontal	Vertical	Pass
12931.299	-38.48	15.93	-13.0	-25.48	166.00	Horizontal	Vertical	Pass

RSE-V&V LTE Band 66 BW5 CH132322



Frequency (MHz)	Result (dBm)	Factor (dB)	PK Limit (dBm)	Over Limit (dB)	Table (o)	ANT	EUT	Verdict
930.985	-67.30	1.15	-13.0	-54.30	109.00	Vertical	Vertical	Pass
1743.600	-43.92	2.05	-13.0	-30.92	32.00	Vertical	Vertical	N/A
2144.200	-45.41	3.63	-13.0	-32.41	146.00	Vertical	Vertical	N/A
4374.500	-44.72	9.18	-13.0	-31.72	332.00	Vertical	Vertical	Pass
6694.500	-39.21	14.98	-13.0	-26.21	185.00	Vertical	Vertical	Pass
12651.675	-38.90	15.70	-13.0	-25.90	298.00	Vertical	Vertical	Pass

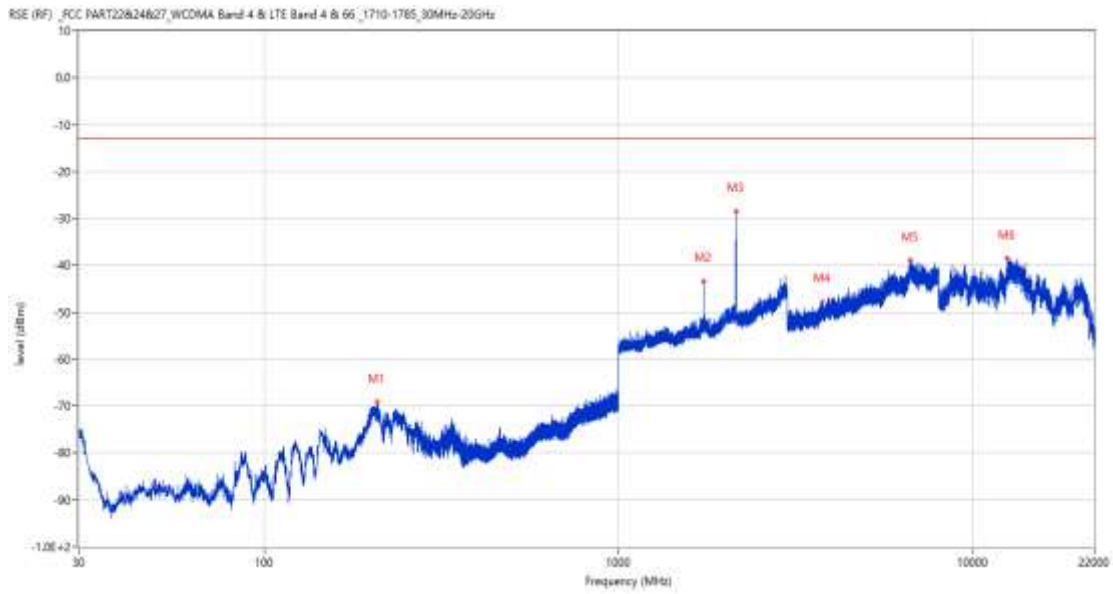
RSE-V&H LTE Band 66 BW5 CH132322



Frequency (MHz)	Result (dBm)	Factor (dB)	PK Limit (dBm)	Over Limit (dB)	Table (o)	ANT	EUT	Verdict
250.190	-69.68	-15.68	-13.0	-56.68	327.00	Vertical	Horizontal	Pass
1743.700	-44.35	2.05	-13.0	-31.35	346.00	Vertical	Horizontal	N/A
2147.400	-44.87	3.18	-13.0	-31.87	72.00	Vertical	Horizontal	N/A
4375.000	-44.81	9.19	-13.0	-31.81	62.00	Vertical	Horizontal	Pass
6635.250	-38.45	14.96	-13.0	-25.45	181.00	Vertical	Horizontal	Pass
13374.838	-37.55	16.26	-13.0	-24.55	360.00	Vertical	Horizontal	Pass

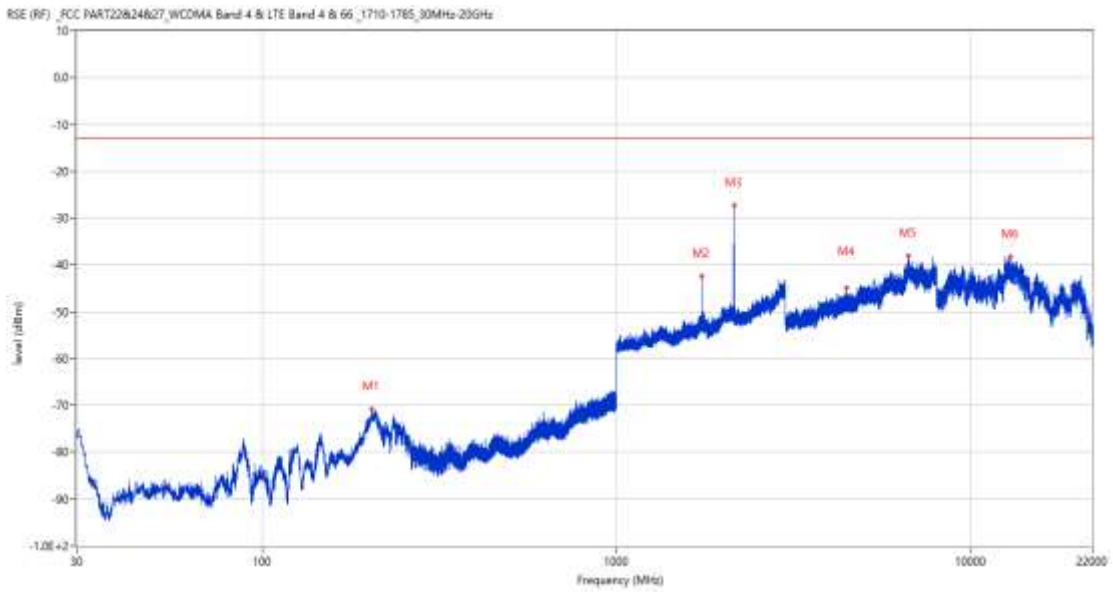
18.4 LTE Band 66 BW10, Middle Channel

RSE-H&H LTE Band 66 BW10 CH132322



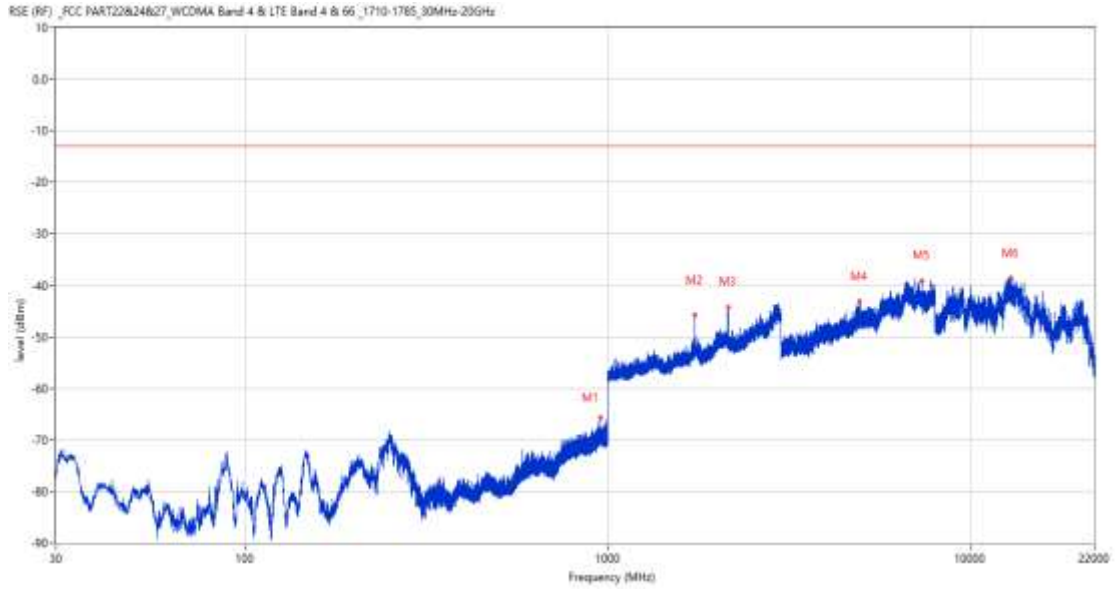
Frequency (MHz)	Result (dBm)	Factor (dB)	PK Limit (dBm)	Over Limit (dB)	Table (o)	ANT	EUT	Verdict
207.995	-69.11	-16.29	-13.0	-56.11	301.00	Horizontal	Horizontal	Pass
1741.200	-43.49	2.04	-13.0	-30.49	33.00	Horizontal	Horizontal	N/A
2145.300	-28.44	3.44	-13.0	-15.44	120.00	Horizontal	Horizontal	N/A
3762.250	-47.75	8.78	-13.0	-34.75	225.00	Horizontal	Horizontal	Pass
6654.750	-38.90	14.93	-13.0	-25.90	238.00	Horizontal	Horizontal	Pass
12518.200	-38.40	15.29	-13.0	-25.40	97.00	Horizontal	Horizontal	Pass

RSE-H&V LTE Band 66 BW10 CH132322



Frequency (MHz)	Result (dBm)	Factor (dB)	PK Limit (dBm)	Over Limit (dB)	Table (o)	ANT	EUT	Verdict
204.115	-70.87	-15.47	-13.0	-57.87	316.00	Horizontal	Vertical	Pass
1741.400	-42.47	2.04	-13.0	-29.47	159.00	Horizontal	Vertical	N/A
2148.900	-27.30	3.25	-13.0	-14.30	116.00	Horizontal	Vertical	N/A
4472.000	-44.90	9.38	-13.0	-31.90	121.00	Horizontal	Vertical	Pass
6646.250	-37.97	15.25	-13.0	-24.97	1.00	Horizontal	Vertical	Pass
12893.838	-38.27	16.58	-13.0	-25.27	360.00	Horizontal	Vertical	Pass

RSE-V&V LTE Band 66 BW10 CH132322



Frequency (MHz)	Result (dBm)	Factor (dB)	PK Limit (dBm)	Over Limit (dB)	Table (o)	ANT	EUT	Verdict
955.041	-65.75	1.73	-13.0	-52.75	189.00	Vertical	Vertical	Pass
1741.400	-45.69	2.04	-13.0	-32.69	360.00	Vertical	Vertical	N/A
2146.500	-44.29	3.38	-13.0	-31.29	155.00	Vertical	Vertical	N/A
4947.000	-43.11	10.47	-13.0	-30.11	222.00	Vertical	Vertical	Pass
7356.250	-39.16	14.92	-13.0	-26.16	287.00	Vertical	Vertical	Pass
12901.701	-38.67	16.72	-13.0	-25.67	82.00	Vertical	Vertical	Pass

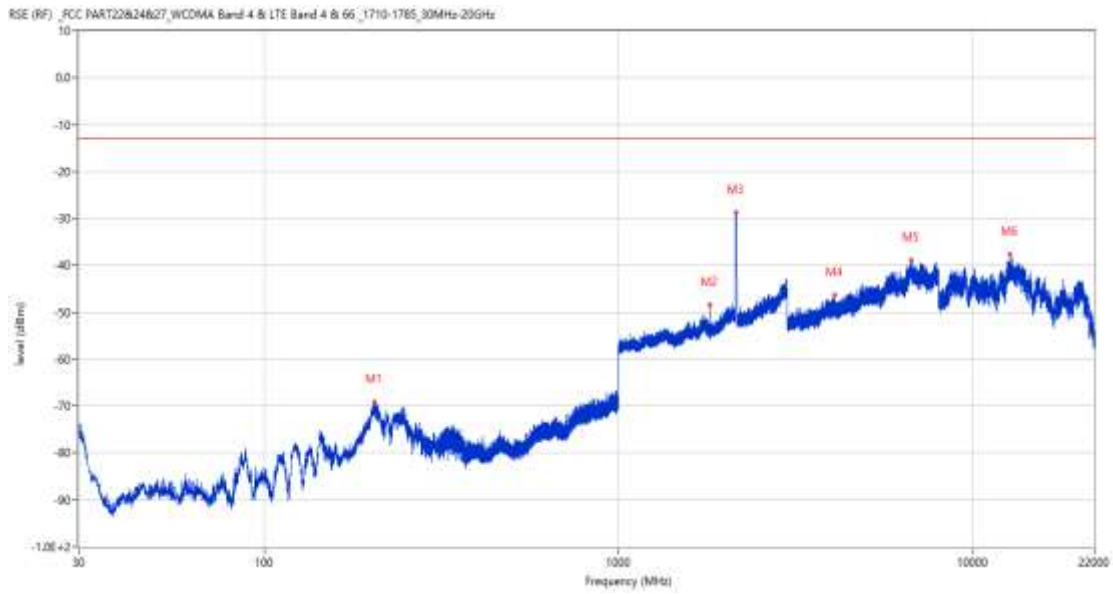
RSE-V&H LTE Band 66 BW10 CH132322



Frequency (MHz)	Result (dBm)	Factor (dB)	PK Limit (dBm)	Over Limit (dB)	Table (o)	ANT	EUT	Verdict
249.171	-69.81	-15.69	-13.0	-56.81	199.00	Vertical	Horizontal	Pass
1741.100	-46.36	2.04	-13.0	-33.36	189.00	Vertical	Horizontal	N/A
2142.000	-44.27	3.79	-13.0	-31.27	77.00	Vertical	Horizontal	N/A
3450.750	-48.96	6.54	-13.0	-35.96	257.00	Vertical	Horizontal	Pass
6641.000	-38.70	14.97	-13.0	-25.70	167.00	Vertical	Horizontal	Pass
12691.812	-38.46	16.40	-13.0	-25.46	353.00	Vertical	Horizontal	Pass

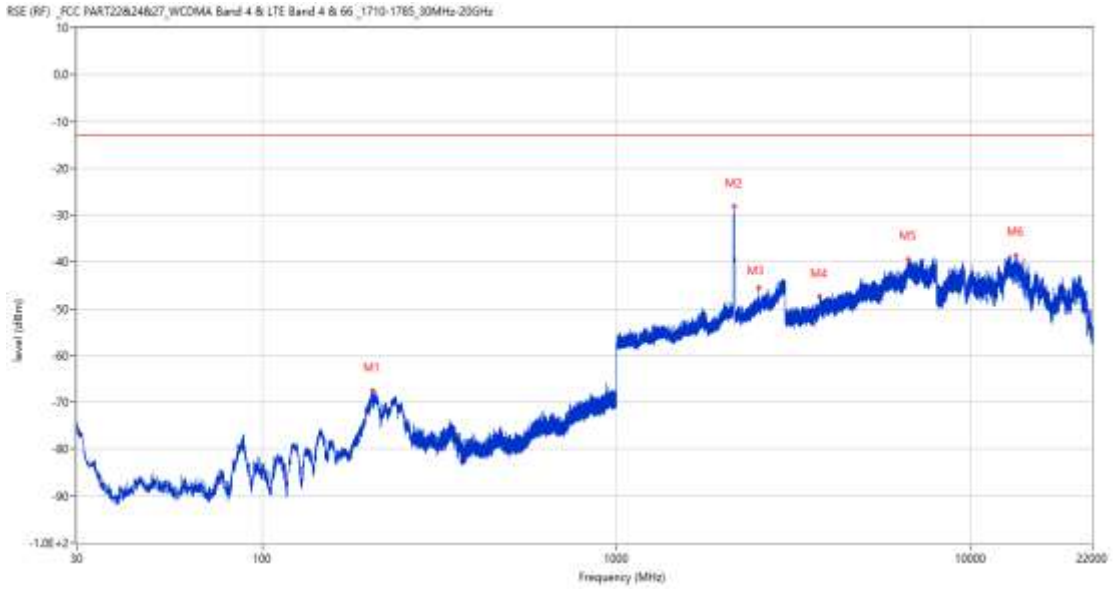
18.5 LTE Band 66 BW15, Middle Channel

RSE-H&H LTE Band 66 BW15 CH132322



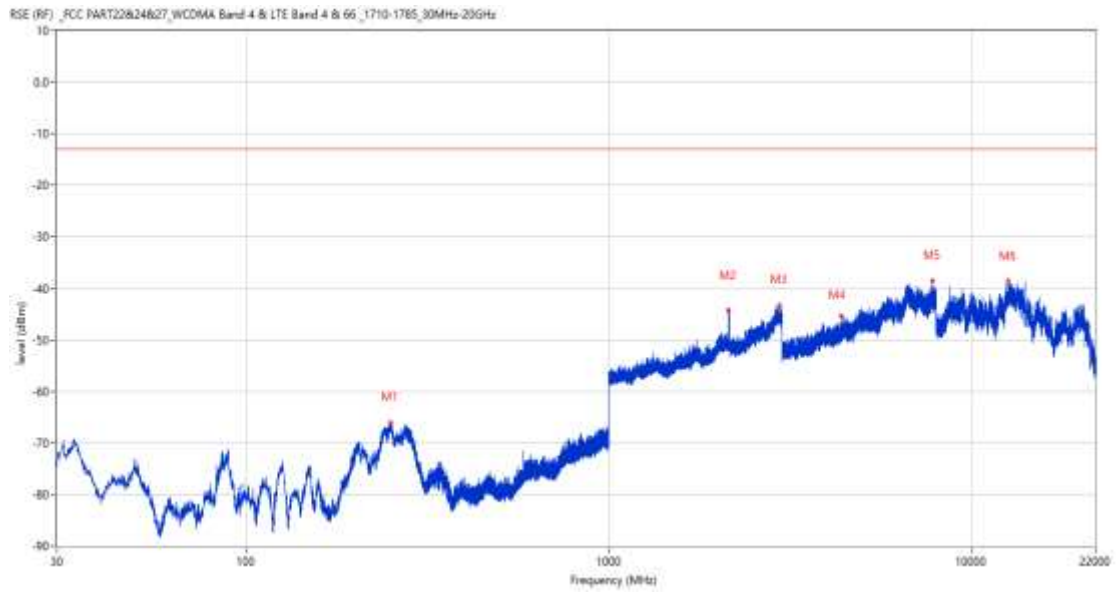
Frequency (MHz)	Result (dBm)	Factor (dB)	PK Limit (dBm)	Over Limit (dB)	Table (o)	ANT	EUT	Verdict
204.891	-69.11	-15.36	-13.0	-56.11	316.00	Horizontal	Horizontal	Pass
1808.800	-48.40	0.40	-13.0	-35.40	0.00	Horizontal	Horizontal	N/A
2141.700	-28.78	3.77	-13.0	-15.78	124.00	Horizontal	Horizontal	N/A
4072.500	-46.43	8.88	-13.0	-33.43	0.00	Horizontal	Horizontal	Pass
6702.500	-38.91	15.54	-13.0	-25.91	27.00	Horizontal	Horizontal	Pass
12685.162	-37.60	16.28	-13.0	-24.60	280.00	Horizontal	Horizontal	Pass

RSE-H&V LTE Band 66 BW15 CH132322



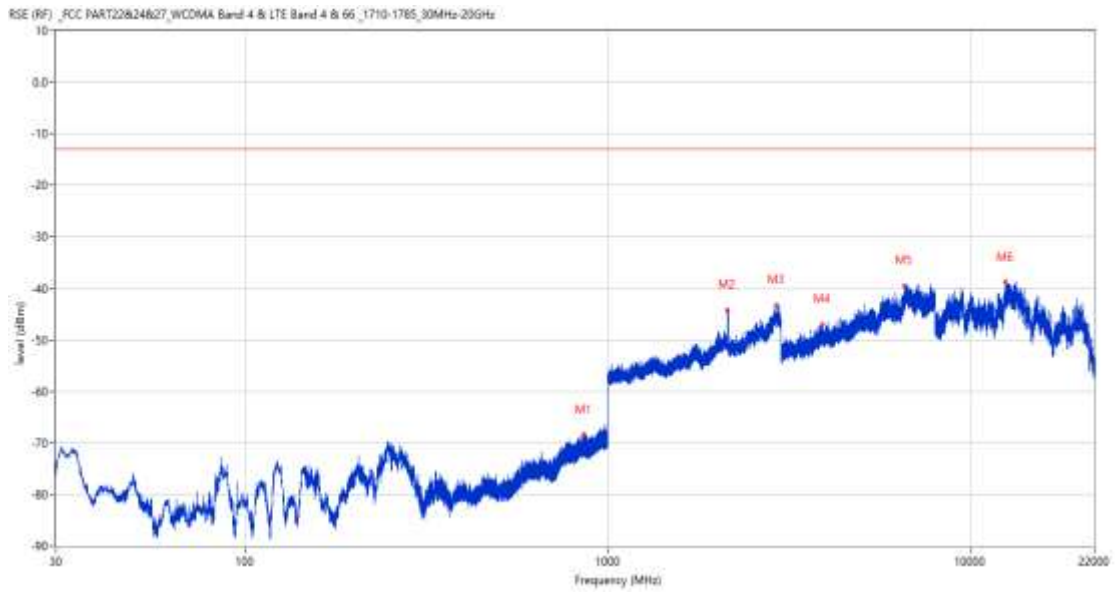
Frequency (MHz)	Result (dBm)	Factor (dB)	PK Limit (dBm)	Over Limit (dB)	Table (o)	ANT	EUT	Verdict
204.697	-67.49	-15.38	-13.0	-54.49	312.00	Horizontal	Vertical	Pass
2141.600	-28.04	3.76	-13.0	-15.04	126.00	Horizontal	Vertical	N/A
2513.800	-45.46	6.98	-13.0	-32.46	0.00	Horizontal	Vertical	Pass
3749.000	-47.37	7.82	-13.0	-34.37	27.00	Horizontal	Vertical	Pass
6671.750	-39.54	14.59	-13.0	-26.54	272.00	Horizontal	Vertical	Pass
13399.349	-38.73	16.35	-13.0	-25.73	32.00	Horizontal	Vertical	Pass

RSE-V&V LTE Band 66 BW15 CH132322



Frequency (MHz)	Result (dBm)	Factor (dB)	PK Limit (dBm)	Over Limit (dB)	Table (o)	ANT	EUT	Verdict
249.753	-66.01	-15.67	-13.0	-53.01	328.00	Vertical	Vertical	Pass
2142.100	-44.32	3.79	-13.0	-31.32	151.00	Vertical	Vertical	N/A
2961.600	-43.31	11.47	-13.0	-30.31	323.00	Vertical	Vertical	Pass
4368.000	-45.38	9.30	-13.0	-32.38	84.00	Vertical	Vertical	Pass
7802.750	-38.65	15.94	-13.0	-25.65	139.00	Vertical	Vertical	Pass
12673.287	-38.66	16.08	-13.0	-25.66	295.00	Vertical	Vertical	Pass

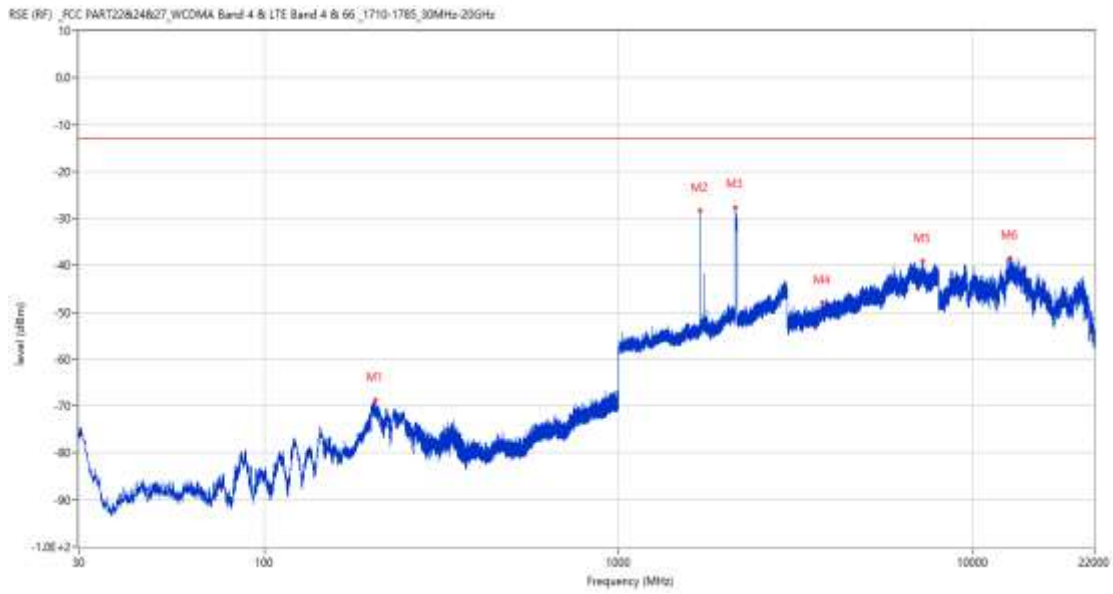
RSE-V&H LTE Band 66 BW15 CH132322



Frequency (MHz)	Result (dBm)	Factor (dB)	PK Limit (dBm)	Over Limit (dB)	Table (o)	ANT	EUT	Verdict
860.417	-68.44	-0.30	-13.0	-55.44	189.00	Vertical	Horizontal	Pass
2140.900	-44.29	3.73	-13.0	-31.29	76.00	Vertical	Horizontal	N/A
2917.300	-43.34	11.50	-13.0	-30.34	249.00	Vertical	Horizontal	Pass
3913.500	-47.07	9.19	-13.0	-34.07	230.00	Vertical	Horizontal	Pass
6572.500	-39.49	14.17	-13.0	-26.49	284.00	Vertical	Horizontal	Pass
12502.525	-38.78	15.61	-13.0	-25.78	0.00	Vertical	Horizontal	Pass

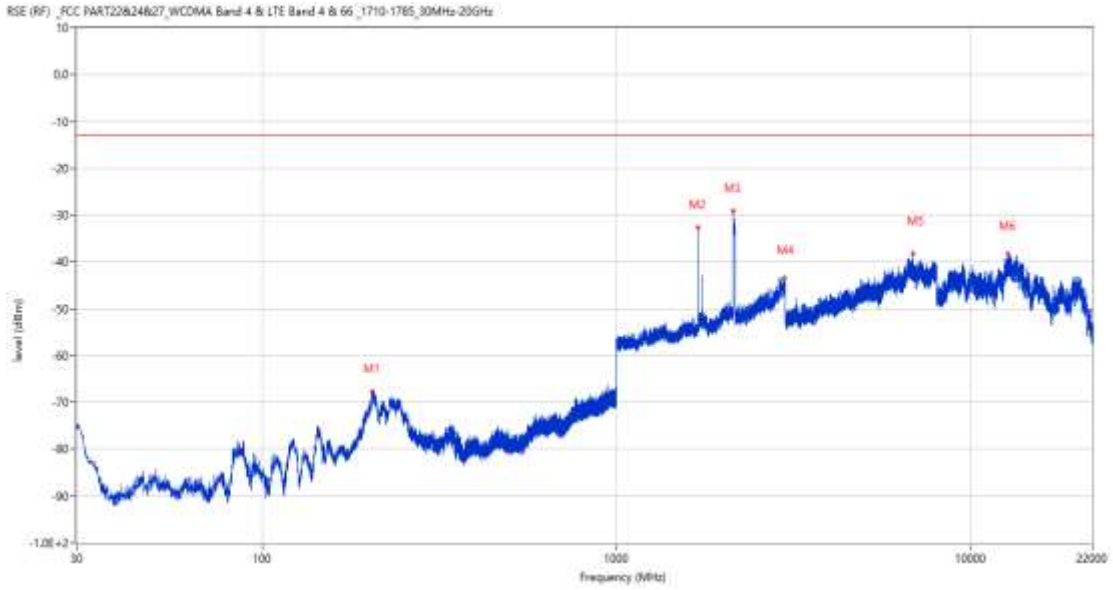
18.6 LTE Band 66 BW20, Middle Channel

RSE-H&H LTE Band 66 BW20 CH132322



Frequency (MHz)	Result (dBm)	Factor (dB)	PK Limit (dBm)	Over Limit (dB)	Table (o)	ANT	EUT	Verdict
206.249	-68.65	-16.28	-13.0	-55.65	323.00	Horizontal	Horizontal	Pass
1701.300	-28.31	1.96	-13.0	-15.31	162.00	Horizontal	Horizontal	N/A
2138.200	-27.78	3.83	-13.0	-14.78	124.00	Horizontal	Horizontal	N/A
3757.000	-47.93	8.44	-13.0	-34.93	232.00	Horizontal	Horizontal	Pass
7206.500	-39.20	14.38	-13.0	-26.20	188.00	Horizontal	Horizontal	Pass
12725.063	-38.39	16.27	-13.0	-25.39	42.00	Horizontal	Horizontal	Pass

RSE-H&V LTE Band 66 BW20 CH132322



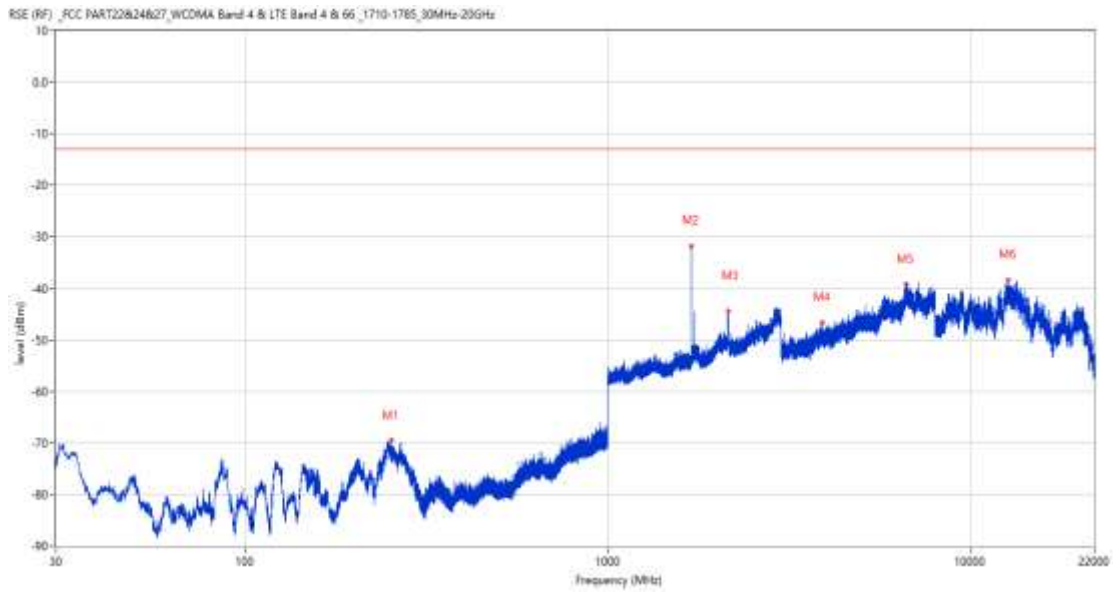
Frequency (MHz)	Result (dBm)	Factor (dB)	PK Limit (dBm)	Over Limit (dB)	Table (o)	ANT	EUT	Verdict
204.746	-67.66	-15.38	-13.0	-54.66	321.00	Horizontal	Vertical	Pass
1701.100	-32.77	1.96	-13.0	-19.77	334.00	Horizontal	Vertical	N/A
2137.900	-29.23	3.81	-13.0	-16.23	120.00	Horizontal	Vertical	N/A
2974.300	-43.48	11.37	-13.0	-30.48	260.00	Horizontal	Vertical	Pass
6840.500	-38.33	13.97	-13.0	-25.33	66.00	Horizontal	Vertical	Pass
12688.012	-38.26	16.33	-13.0	-25.26	360.00	Horizontal	Vertical	Pass

RSE-V&V LTE Band 66 BW20 CH132322



Frequency (MHz)	Result (dBm)	Factor (dB)	PK Limit (dBm)	Over Limit (dB)	Table (o)	ANT	EUT	Verdict
245.728	-65.74	-15.41	-13.0	-52.74	319.00	Vertical	Vertical	Pass
1701.300	-33.04	1.96	-13.0	-20.04	360.00	Vertical	Vertical	N/A
2138.100	-44.16	3.82	-13.0	-31.16	155.00	Vertical	Vertical	N/A
3776.500	-46.70	8.13	-13.0	-33.70	183.00	Vertical	Vertical	Pass
6651.500	-38.65	15.06	-13.0	-25.65	109.00	Vertical	Vertical	Pass
12467.849	-38.97	14.59	-13.0	-25.97	268.00	Vertical	Vertical	Pass

RSE-V&H LTE Band 66 BW20 CH132322



Frequency (MHz)	Result (dBm)	Factor (dB)	PK Limit (dBm)	Over Limit (dB)	Table (o)	ANT	EUT	Verdict
67.733	-64.39	-18.62	-13.0	-51.39	90.00	Vertical	Horizontal	Pass
1311.000	-52.79	-0.25	-13.0	-39.79	278.00	Vertical	Horizontal	Pass
2137.800	-40.21	3.81	-13.0	-27.21	124.00	Vertical	Horizontal	N/A
4858.750	-44.44	10.09	-13.0	-31.44	268.00	Vertical	Horizontal	Pass
6853.000	-38.69	14.21	-13.0	-25.69	44.00	Vertical	Horizontal	Pass
12705.825	-38.36	16.48	-13.0	-25.36	173.00	Vertical	Horizontal	Pass