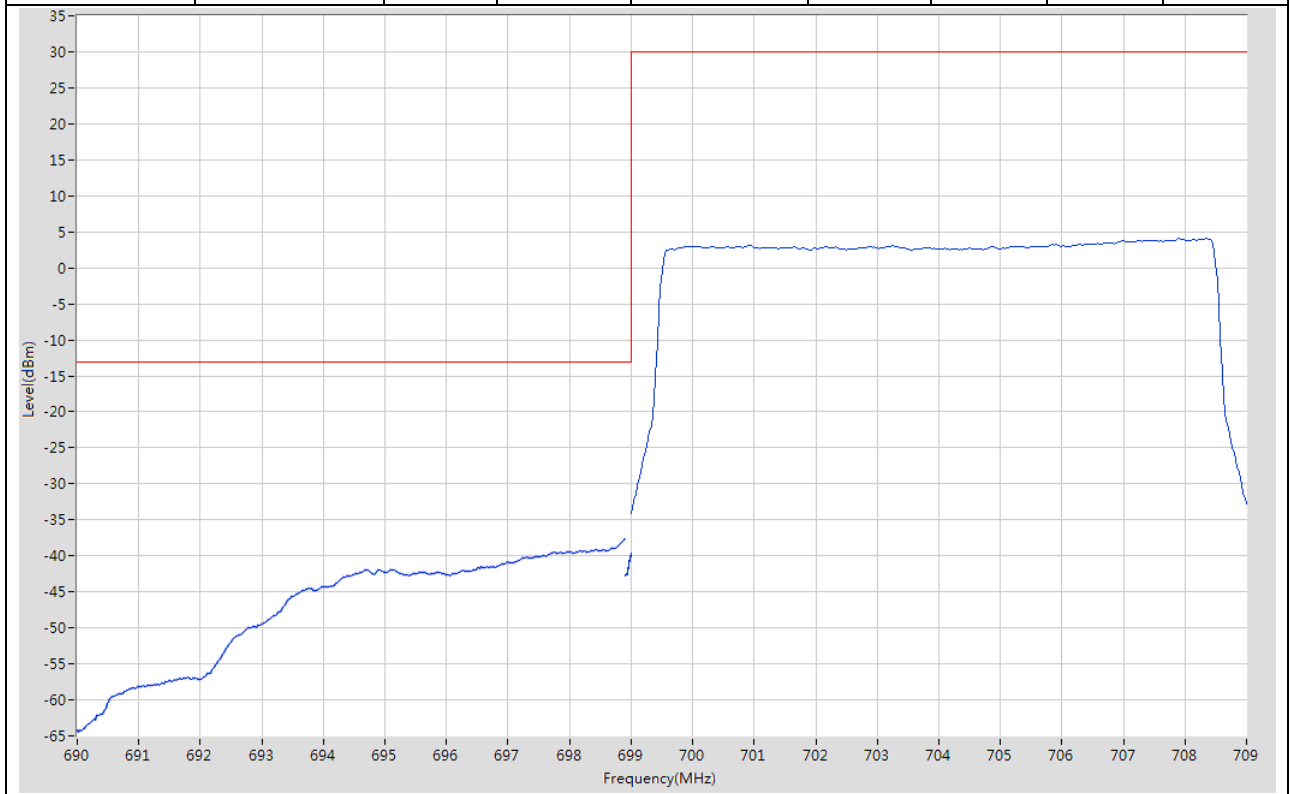


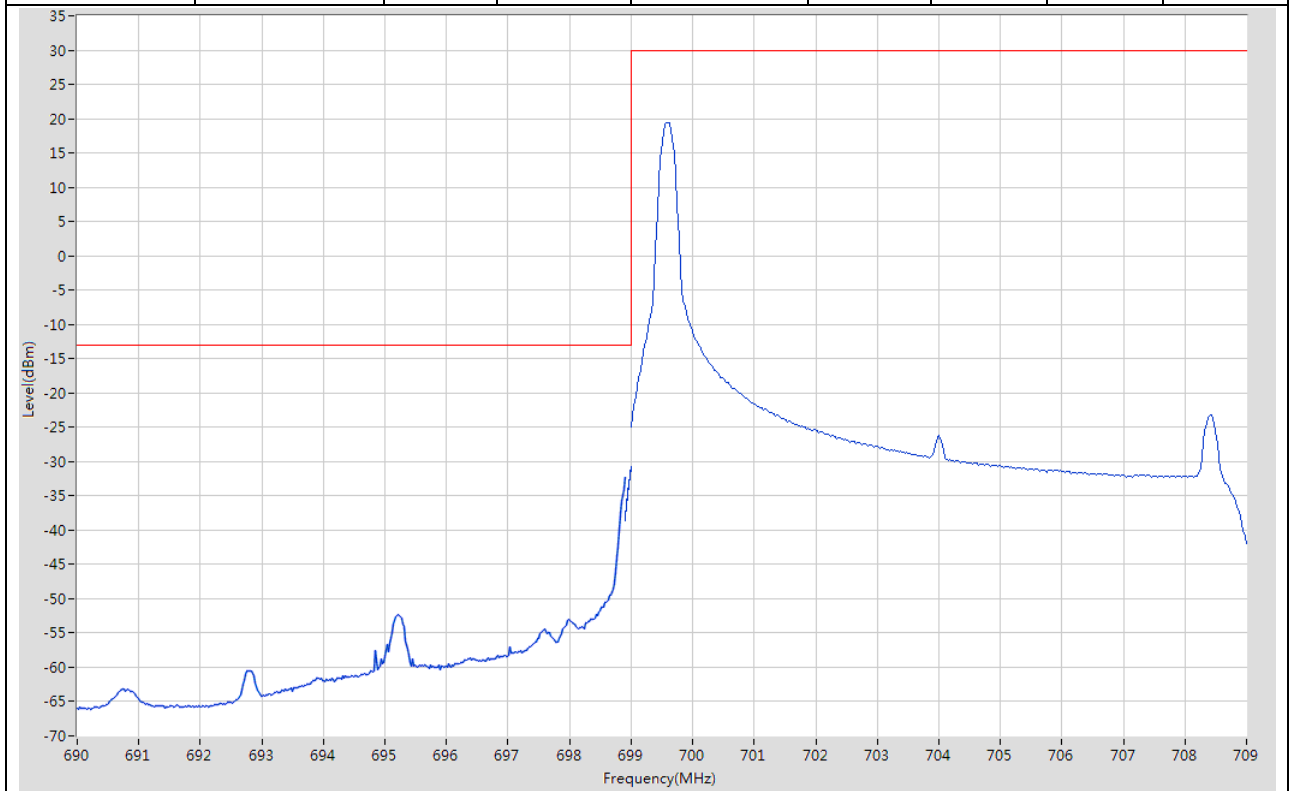
12.26. LTE Band Edge(NTNV)(Subtest:26, Channel:23060, Bandwidth:10, Modulation:QPSK, RB Number: 50, RB Position:LOW)

| Start Frequency (MHz) | Stop Frequency (MHz) | RBW (MHz) | Detector | Frequency (MHz) | Power (dBm) | Limit (dBm) | Verdict | Sweep Point |
|-----------------------|----------------------|-----------|----------|-----------------|-------------|-------------|---------|-------------|
| 690 | 698.9 | 0.1 | RMS | 698.9 | -37.4 | -13 | Pass | 401 |
| 698.9 | 699 | 0.03 | RMS | 699 | -39.6 | -13 | Pass | 401 |
| 699 | 709 | 0.1 | RMS | 708.35 | 4.06 | 30 | Pass | 401 |



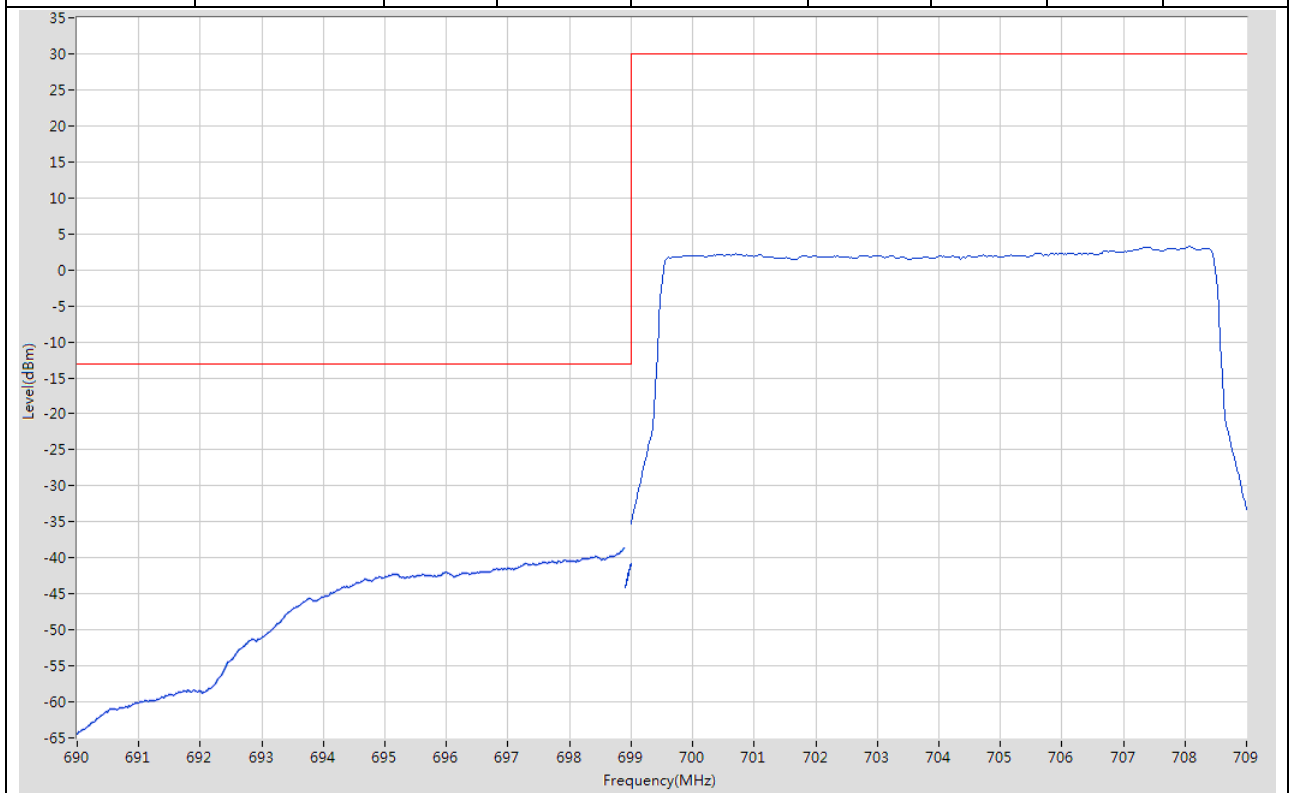
12.27. LTE Band Edge(NTNV)(Subtest:27, Channel:23060, Bandwidth:10, Modulation:Q16, RB Number: 1, RB Position:LOW)

| Start Frequency (MHz) | Stop Frequency (MHz) | RBW (MHz) | Detector | Frequency (MHz) | Power (dBm) | Limit (dBm) | Verdict | Sweep Point |
|-----------------------|----------------------|-----------|----------|-----------------|-------------|-------------|---------|-------------|
| 690 | 698.9 | 0.1 | RMS | 698.9 | -32.11 | -13 | Pass | 401 |
| 698.9 | 699 | 0.03 | RMS | 699 | -30.7 | -13 | Pass | 401 |
| 699 | 709 | 0.1 | RMS | 699.6 | 19.47 | 30 | Pass | 401 |



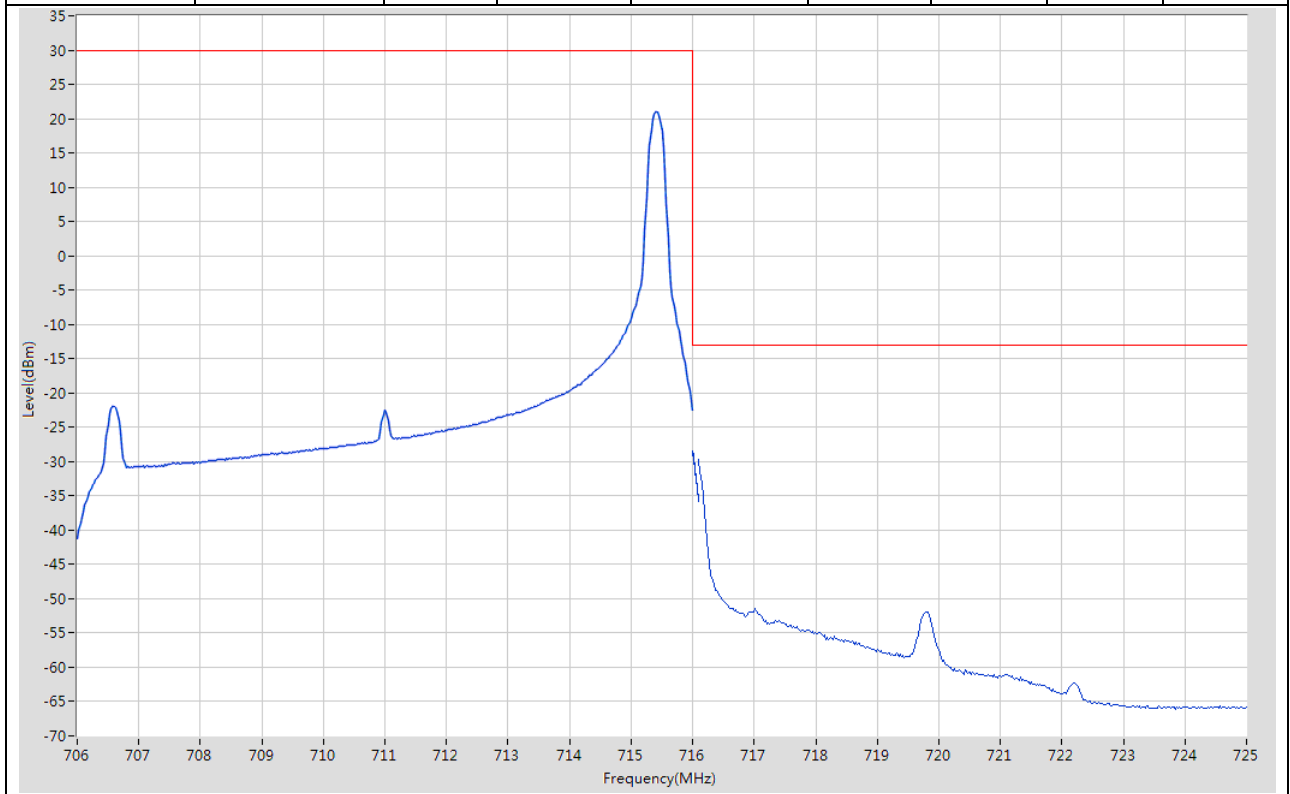
12.28. LTE Band Edge(NTNV)(Subtest:28, Channel:23060, Bandwidth:10, Modulation:Q16, RB Number: 50, RB Position:LOW)

| Start Frequency (MHz) | Stop Frequency (MHz) | RBW (MHz) | Detector | Frequency (MHz) | Power (dBm) | Limit (dBm) | Verdict | Sweep Point |
|-----------------------|----------------------|-----------|----------|-----------------|-------------|-------------|---------|-------------|
| 690 | 698.9 | 0.1 | RMS | 698.9 | -38.41 | -13 | Pass | 401 |
| 698.9 | 699 | 0.03 | RMS | 698.999 | -40.74 | -13 | Pass | 401 |
| 699 | 709 | 0.1 | RMS | 708.075 | 3.25 | 30 | Pass | 401 |



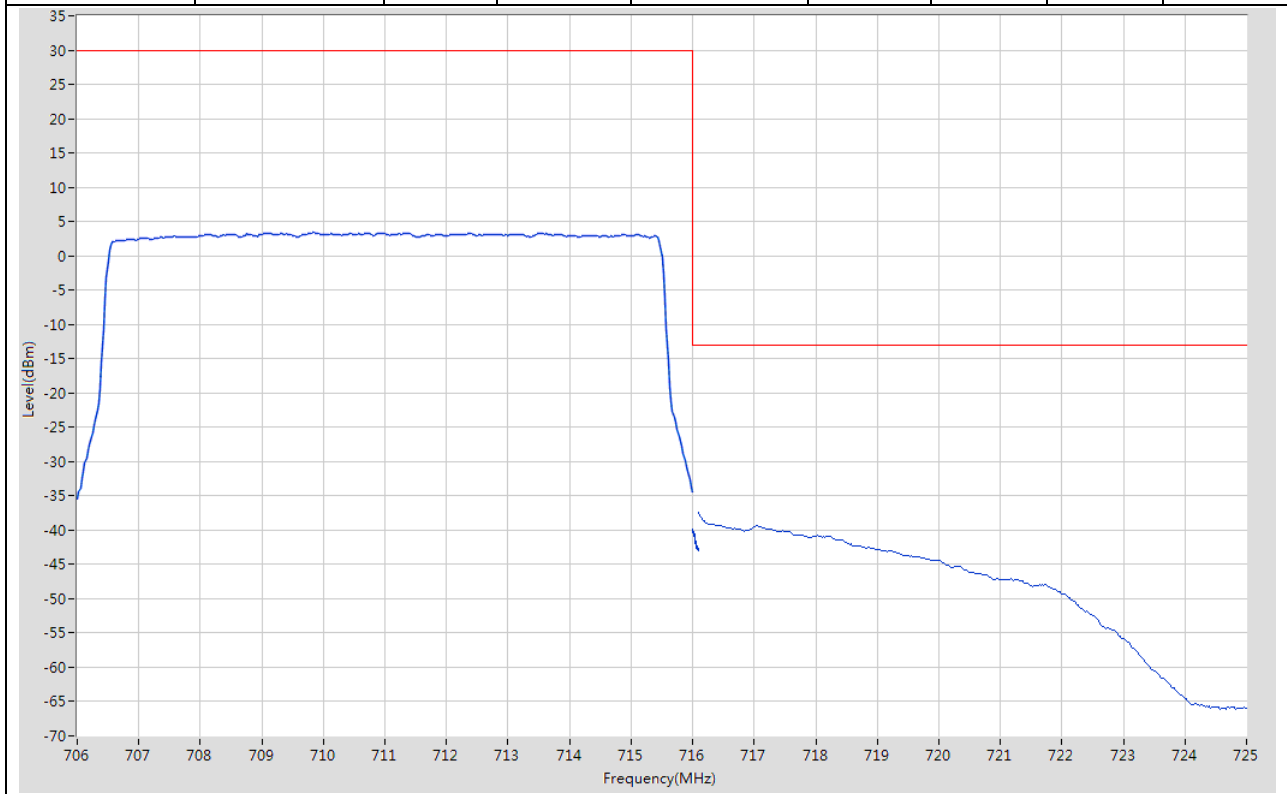
12.29. LTE Band Edge(NTNV)(Subtest:29, Channel:23130, Bandwidth:10, Modulation:QPSK, RB Number: 1, RB Position:HIGH)

| Start Frequency (MHz) | Stop Frequency (MHz) | RBW (MHz) | Detector | Frequency (MHz) | Power (dBm) | Limit (dBm) | Verdict | Sweep Point |
|-----------------------|----------------------|-----------|----------|-----------------|-------------|-------------|---------|-------------|
| 706 | 716 | 0.1 | RMS | 715.4 | 20.92 | 30 | Pass | 401 |
| 716 | 716.1 | 0.03 | RMS | 716.001 | -28.44 | -13 | Pass | 401 |
| 716.1 | 725 | 0.1 | RMS | 716.1 | -29.62 | -13 | Pass | 401 |



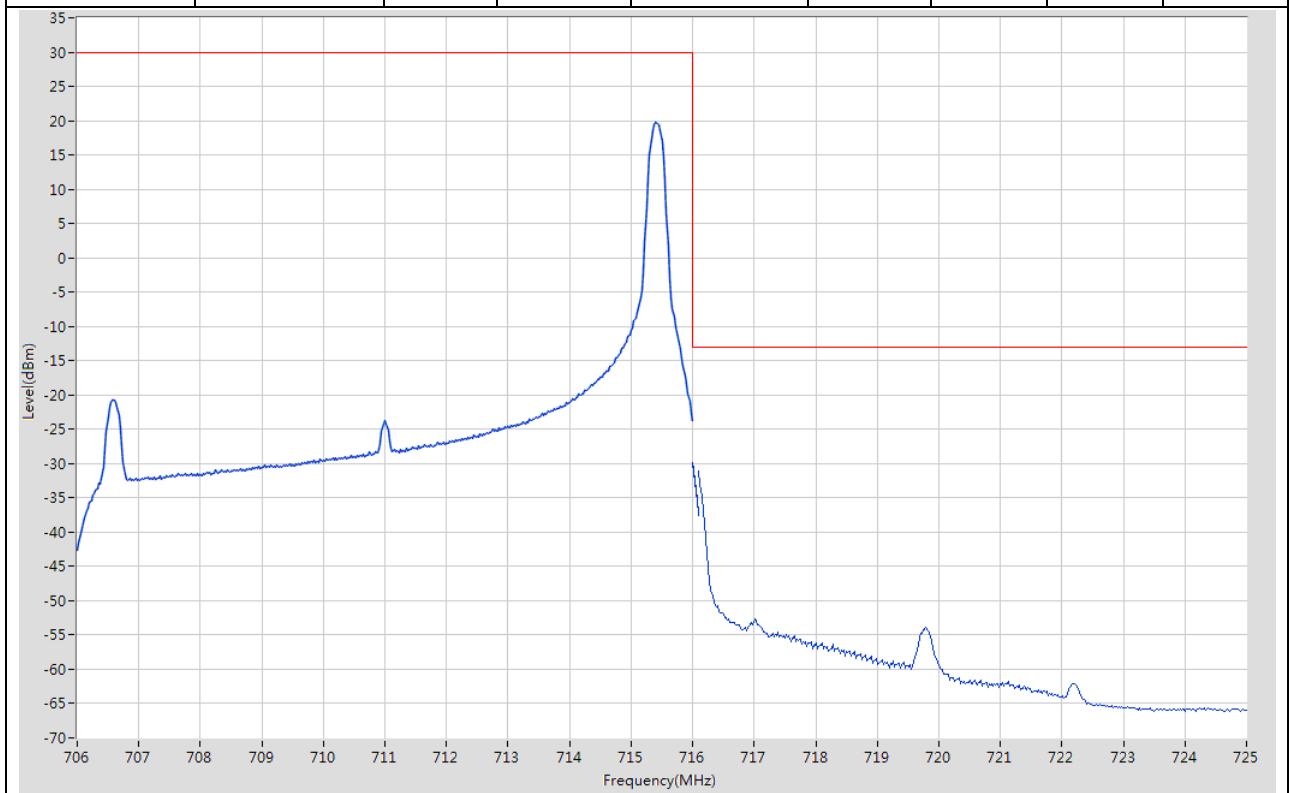
12.30. LTE Band Edge(NTNV)(Subtest:30, Channel:23130, Bandwidth:10, Modulation:QPSK, RB Number: 50, RB Position:HIGH)

| Start Frequency (MHz) | Stop Frequency (MHz) | RBW (MHz) | Detector | Frequency (MHz) | Power (dBm) | Limit (dBm) | Verdict | Sweep Point |
|-----------------------|----------------------|-----------|----------|-----------------|-------------|-------------|---------|-------------|
| 706 | 716 | 0.1 | RMS | 709.85 | 3.46 | 30 | Pass | 401 |
| 716 | 716.1 | 0.03 | RMS | 716.001 | -39.89 | -13 | Pass | 401 |
| 716.1 | 725 | 0.1 | RMS | 716.1 | -37.46 | -13 | Pass | 401 |



12.31. LTE Band Edge(NTNV)(Subtest:31, Channel:23130, Bandwidth:10, Modulation:Q16, RB Number: 1, RB Position:HIGH)

| Start Frequency (MHz) | Stop Frequency (MHz) | RBW (MHz) | Detector | Frequency (MHz) | Power (dBm) | Limit (dBm) | Verdict | Sweep Point |
|-----------------------|----------------------|-----------|----------|-----------------|-------------|-------------|---------|-------------|
| 706 | 716 | 0.1 | RMS | 715.4 | 19.72 | 30 | Pass | 401 |
| 716 | 716.1 | 0.03 | RMS | 716.001 | -29.8 | -13 | Pass | 401 |
| 716.1 | 725 | 0.1 | RMS | 716.1 | -31.03 | -13 | Pass | 401 |



12.32. LTE Band Edge(NTNV)(Subtest:32, Channel:23130, Bandwidth:10, Modulation:Q16, RB Number: 50, RB Position:HIGH)

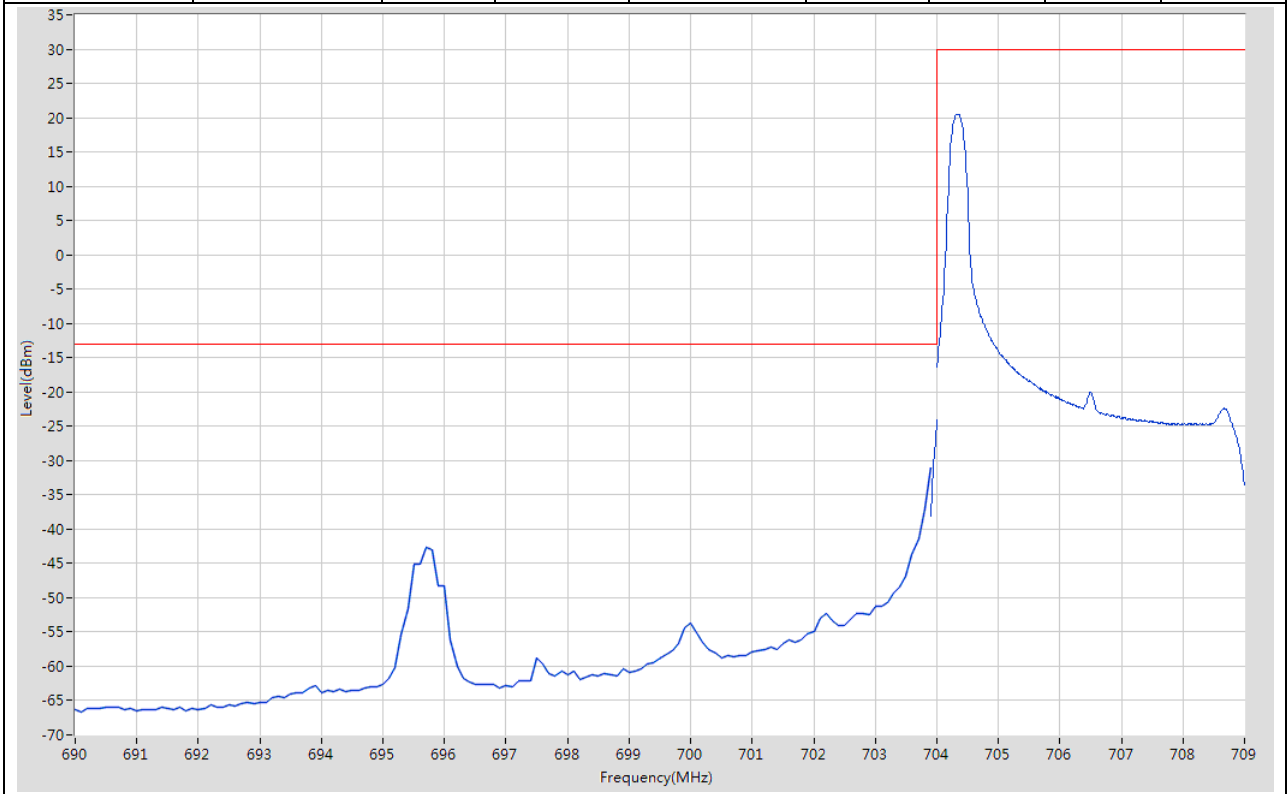
| Start Frequency (MHz) | Stop Frequency (MHz) | RBW (MHz) | Detector | Frequency (MHz) | Power (dBm) | Limit (dBm) | Verdict | Sweep Point |
|-----------------------|----------------------|-----------|----------|-----------------|-------------|-------------|---------|-------------|
| 706 | 716 | 0.1 | RMS | 713 | 2.45 | 30 | Pass | 401 |
| 716 | 716.1 | 0.03 | RMS | 716 | -40.81 | -13 | Pass | 401 |
| 716.1 | 725 | 0.1 | RMS | 716.1 | -38.57 | -13 | Pass | 401 |



13. LTE_Band17

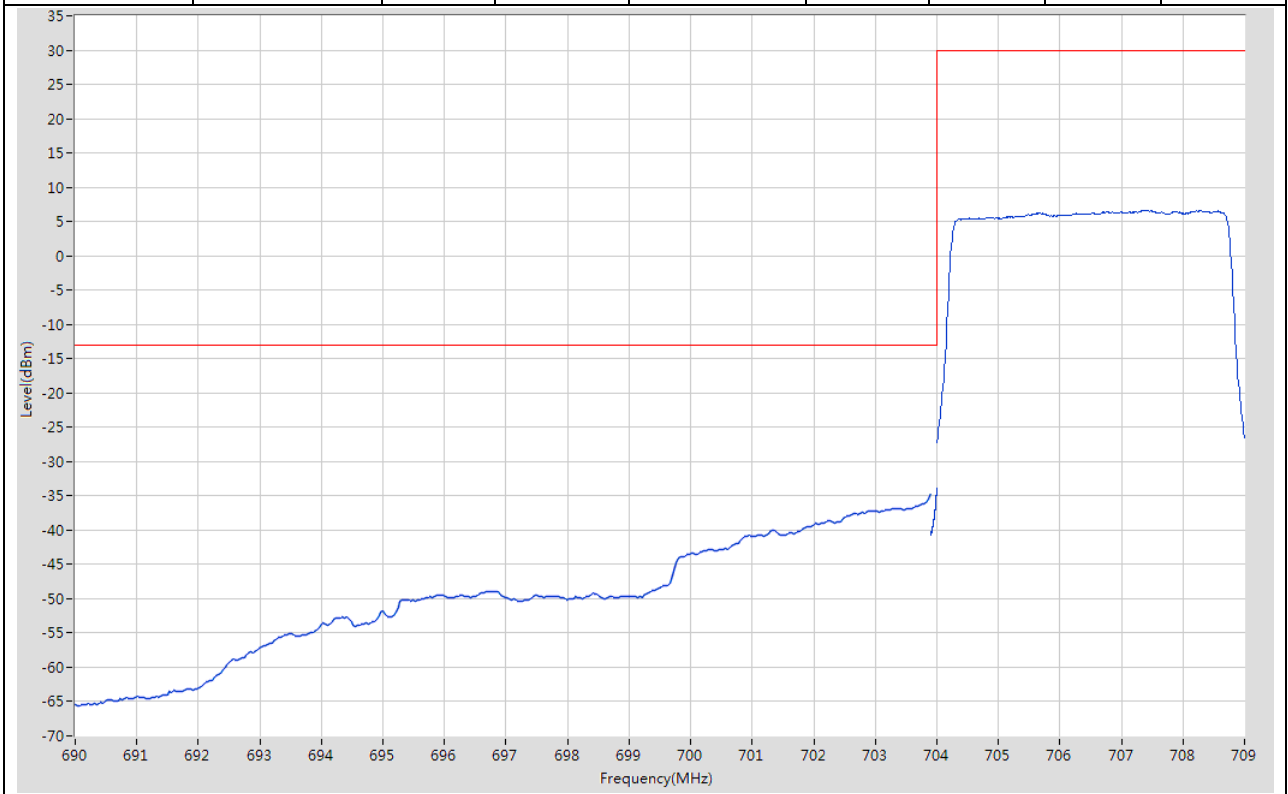
13.1. LTE Band Edge(NTNV)(Subtest:1, Channel:23755, Bandwidth:5, Modulation:QPSK, RB Number: 1, RB Position:LOW)

| Start Frequency (MHz) | Stop Frequency (MHz) | RBW (MHz) | Detector | Frequency (MHz) | Power (dBm) | Limit (dBm) | Verdict | Sweep Point |
|-----------------------|----------------------|-----------|----------|-----------------|-------------|-------------|---------|-------------|
| 690 | 703.9 | 0.1 | RMS | 703.9 | -30.96 | -13 | Pass | 140 |
| 703.9 | 704 | 0.03 | RMS | 704 | -24.11 | -13 | Pass | 5 |
| 704 | 709 | 0.1 | RMS | 704.338 | 20.49 | 30 | Pass | 401 |



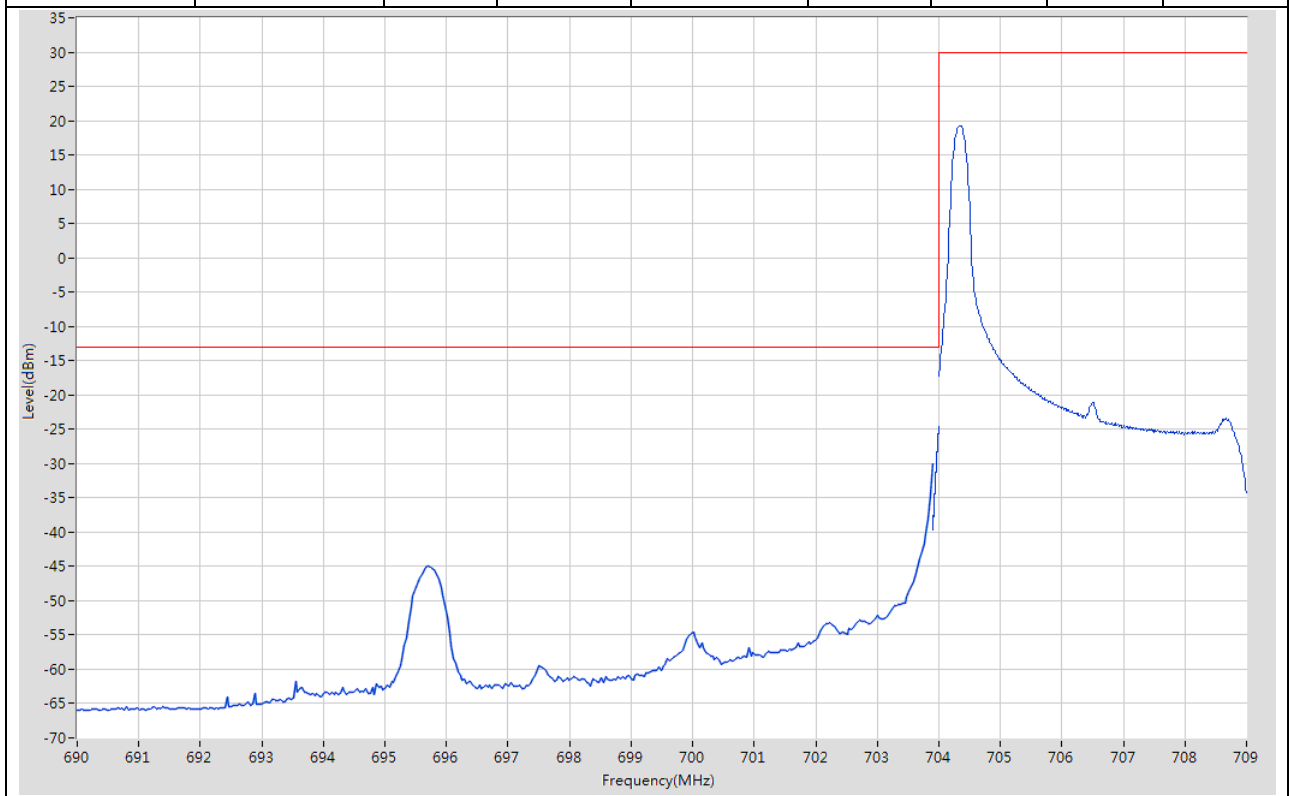
13.2. LTE Band Edge(NTNV)(Subtest:2, Channel:23755, Bandwidth:5, Modulation:QPSK, RB Number: 25, RB Position:LOW)

| Start Frequency (MHz) | Stop Frequency (MHz) | RBW (MHz) | Detector | Frequency (MHz) | Power (dBm) | Limit (dBm) | Verdict | Sweep Point |
|-----------------------|----------------------|-----------|----------|-----------------|-------------|-------------|---------|-------------|
| 690 | 703.9 | 0.1 | RMS | 703.9 | -34.57 | -13 | Pass | 401 |
| 703.9 | 704 | 0.03 | RMS | 704 | -33.85 | -13 | Pass | 401 |
| 704 | 709 | 0.1 | RMS | 707.375 | 6.63 | 30 | Pass | 401 |



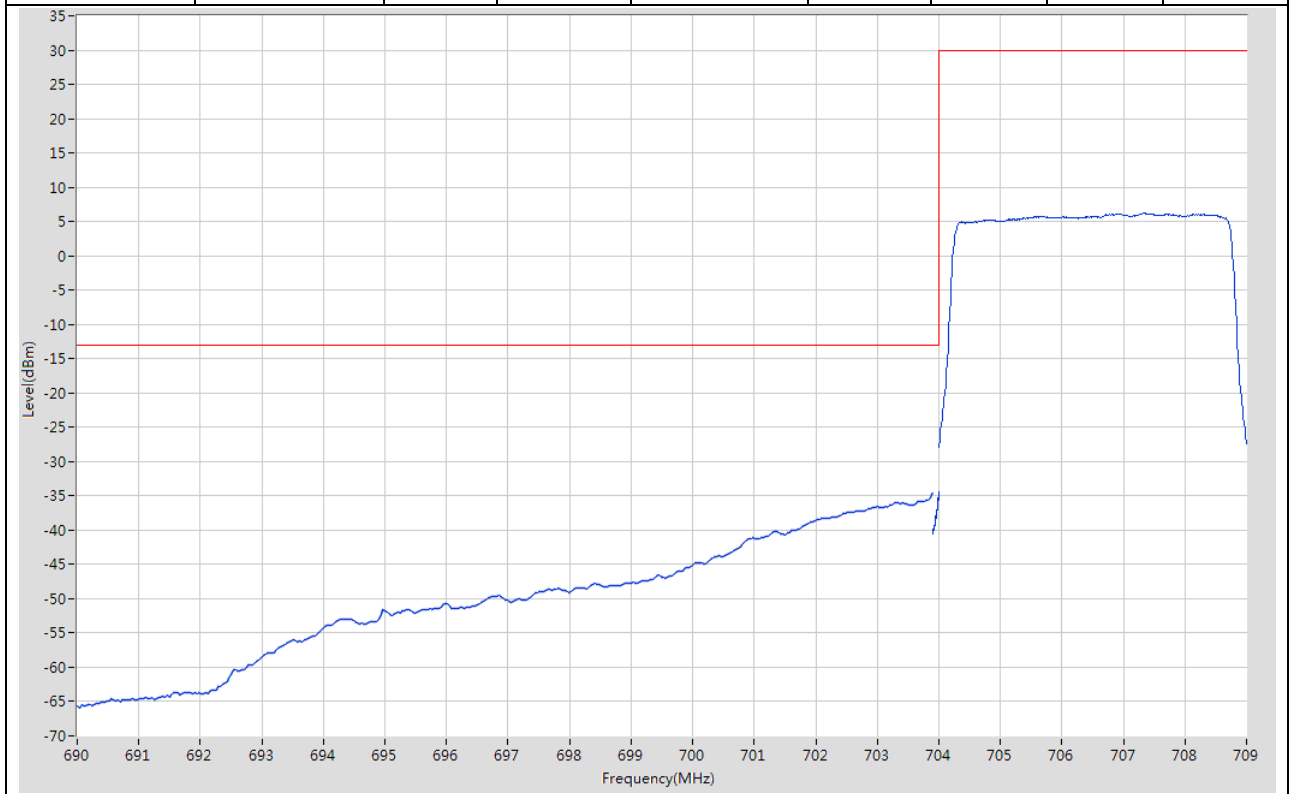
13.3. LTE Band Edge(NTNV)(Subtest:3, Channel:23755, Bandwidth:5, Modulation:Q16, RB Number: 1, RB Position:LOW)

| Start Frequency (MHz) | Stop Frequency (MHz) | RBW (MHz) | Detector | Frequency (MHz) | Power (dBm) | Limit (dBm) | Verdict | Sweep Point |
|-----------------------|----------------------|-----------|----------|-----------------|-------------|-------------|---------|-------------|
| 690 | 703.9 | 0.1 | RMS | 703.9 | -29.86 | -13 | Pass | 401 |
| 703.9 | 704 | 0.03 | RMS | 704 | -24.55 | -13 | Pass | 401 |
| 704 | 709 | 0.1 | RMS | 704.35 | 19.29 | 30 | Pass | 401 |



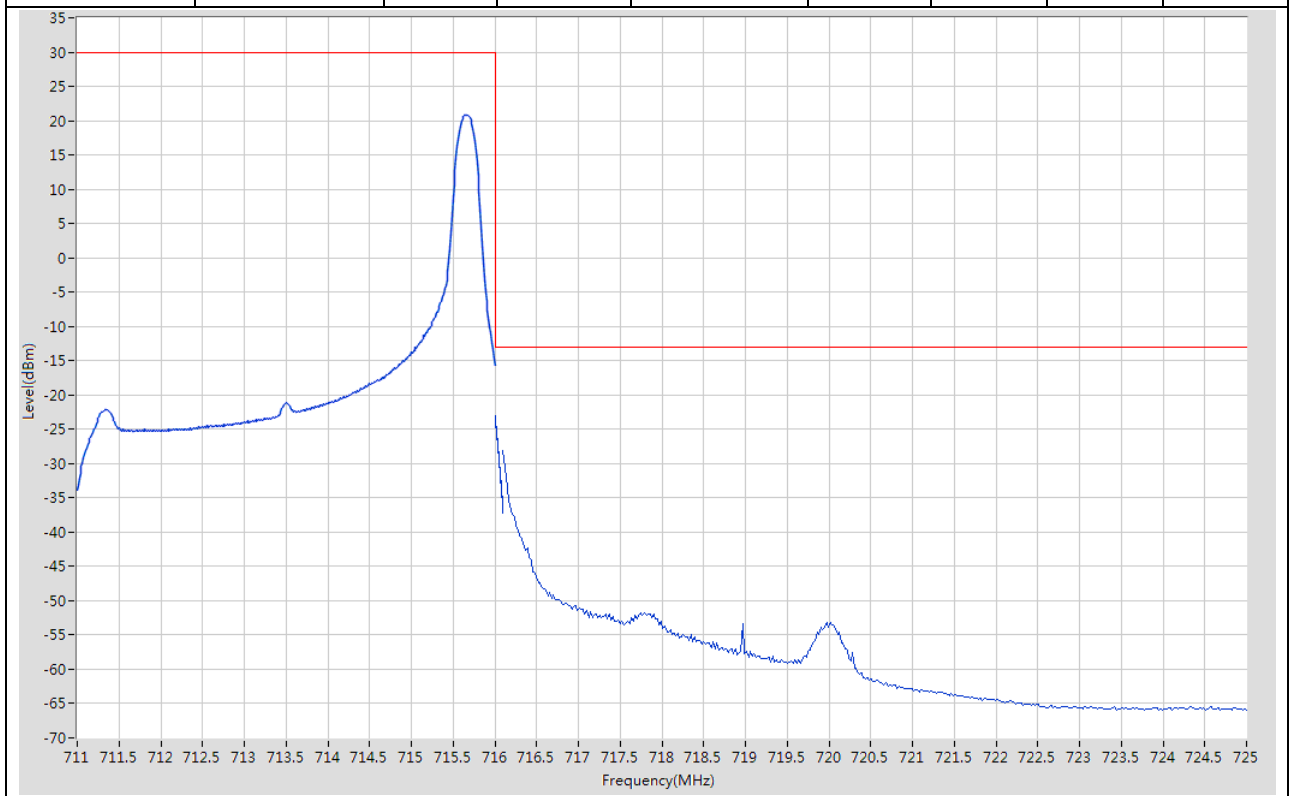
13.4. LTE Band Edge(NTNV)(Subtest:4, Channel:23755, Bandwidth:5, Modulation:Q16, RB Number: 25, RB Position:LOW)

| Start Frequency (MHz) | Stop Frequency (MHz) | RBW (MHz) | Detector | Frequency (MHz) | Power (dBm) | Limit (dBm) | Verdict | Sweep Point |
|-----------------------|----------------------|-----------|----------|-----------------|-------------|-------------|---------|-------------|
| 690 | 703.9 | 0.1 | RMS | 703.9 | -34.47 | -13 | Pass | 401 |
| 703.9 | 704 | 0.03 | RMS | 704 | -34.43 | -13 | Pass | 401 |
| 704 | 709 | 0.1 | RMS | 707.325 | 6.22 | 30 | Pass | 401 |



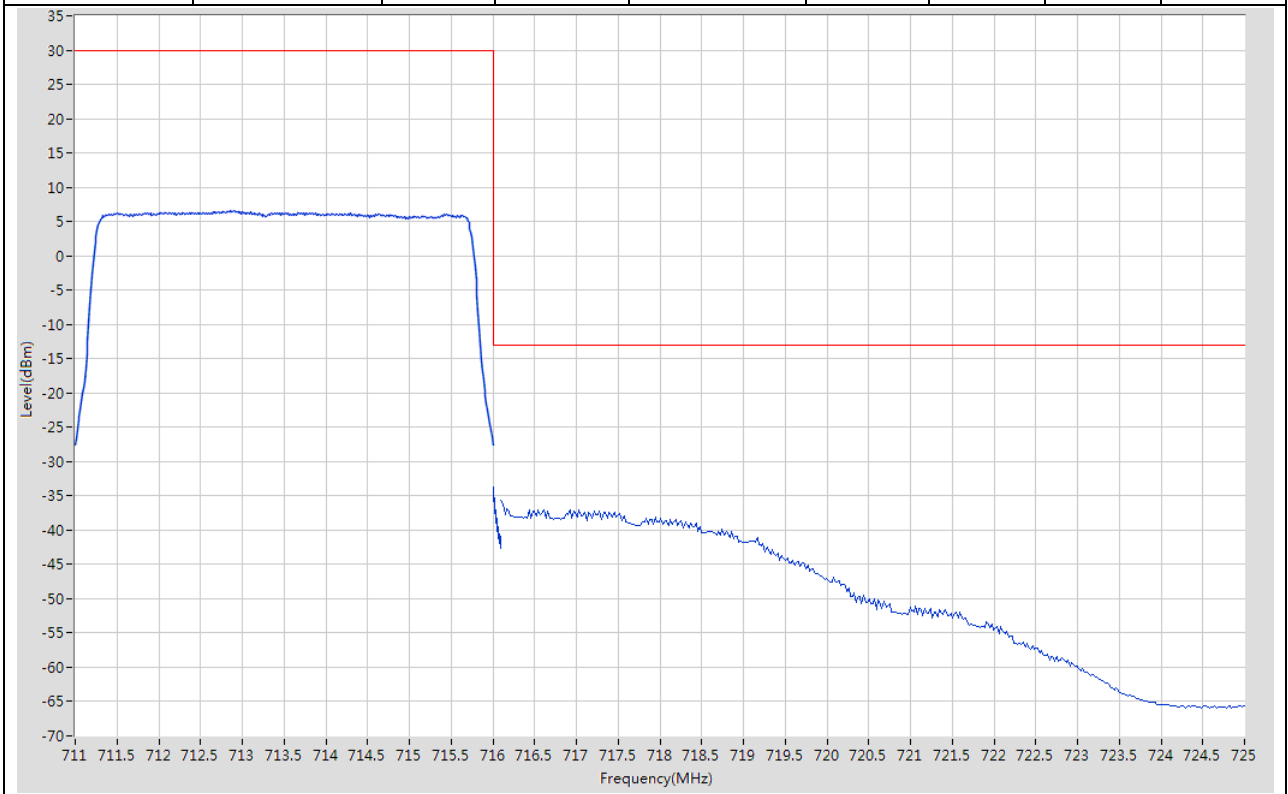
13.5. LTE Band Edge(NTNV)(Subtest:5, Channel:23825, Bandwidth:5, Modulation:QPSK, RB Number: 1, RB Position:HIGH)

| Start Frequency (MHz) | Stop Frequency (MHz) | RBW (MHz) | Detector | Frequency (MHz) | Power (dBm) | Limit (dBm) | Verdict | Sweep Point |
|-----------------------|----------------------|-----------|----------|-----------------|-------------|-------------|---------|-------------|
| 711 | 716 | 0.1 | RMS | 715.65 | 20.84 | 30 | Pass | 401 |
| 716 | 716.1 | 0.03 | RMS | 716.002 | -23.06 | -13 | Pass | 401 |
| 716.1 | 725 | 0.1 | RMS | 716.1 | -28.05 | -13 | Pass | 401 |



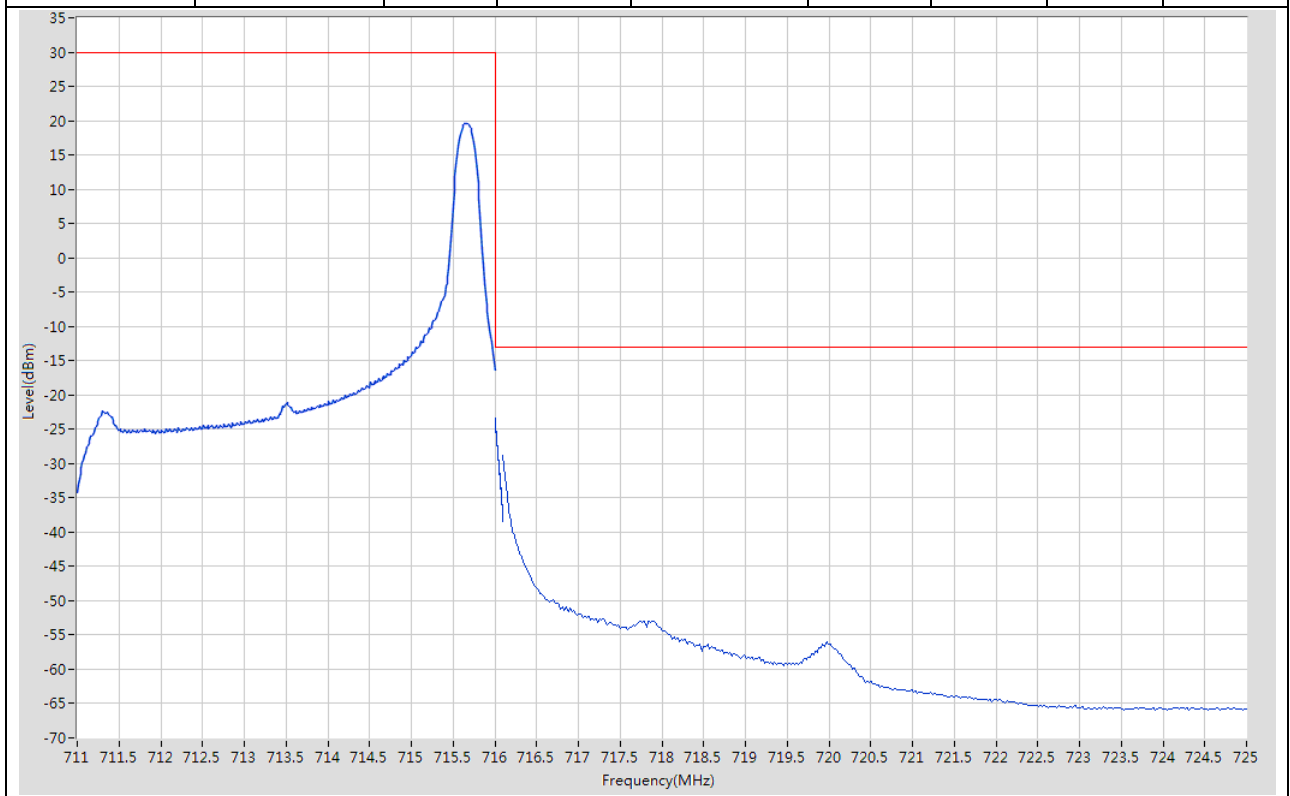
13.6. LTE Band Edge(NTNV)(Subtest:6, Channel:23825, Bandwidth:5, Modulation:QPSK, RB Number: 25, RB Position:HIGH)

| Start Frequency (MHz) | Stop Frequency (MHz) | RBW (MHz) | Detector | Frequency (MHz) | Power (dBm) | Limit (dBm) | Verdict | Sweep Point |
|-----------------------|----------------------|-----------|----------|-----------------|-------------|-------------|---------|-------------|
| 711 | 716 | 0.1 | RMS | 712.85 | 6.57 | 30 | Pass | 401 |
| 716 | 716.1 | 0.03 | RMS | 716 | -33.74 | -13 | Pass | 401 |
| 716.1 | 725 | 0.1 | RMS | 716.1 | -35.65 | -13 | Pass | 401 |



13.7. LTE Band Edge(NTNV)(Subtest:7, Channel:23825, Bandwidth:5, Modulation:Q16, RB Number: 1, RB Position:HIGH)

| Start Frequency (MHz) | Stop Frequency (MHz) | RBW (MHz) | Detector | Frequency (MHz) | Power (dBm) | Limit (dBm) | Verdict | Sweep Point |
|-----------------------|----------------------|-----------|----------|-----------------|-------------|-------------|---------|-------------|
| 711 | 716 | 0.1 | RMS | 715.663 | 19.6 | 30 | Pass | 401 |
| 716 | 716.1 | 0.03 | RMS | 716.001 | -23.43 | -13 | Pass | 401 |
| 716.1 | 725 | 0.1 | RMS | 716.1 | -28.79 | -13 | Pass | 401 |



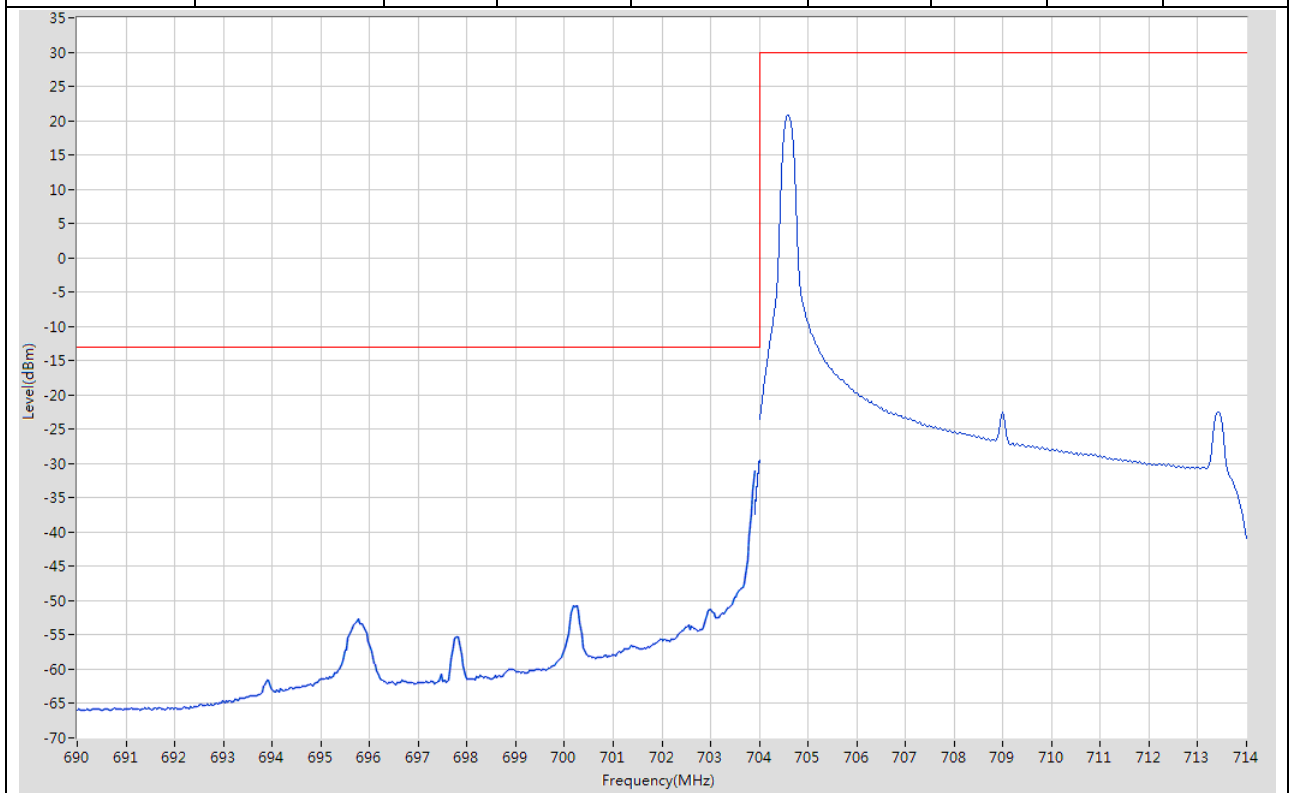
13.8. LTE Band Edge(NTNV)(Subtest:8, Channel:23825, Bandwidth:5, Modulation:Q16, RB Number: 25, RB Position:HIGH)

| Start Frequency (MHz) | Stop Frequency (MHz) | RBW (MHz) | Detector | Frequency (MHz) | Power (dBm) | Limit (dBm) | Verdict | Sweep Point |
|-----------------------|----------------------|-----------|----------|-----------------|-------------|-------------|---------|-------------|
| 711 | 716 | 0.1 | RMS | 713.275 | 5.93 | 30 | Pass | 401 |
| 716 | 716.1 | 0.03 | RMS | 716 | -34.29 | -13 | Pass | 401 |
| 716.1 | 725 | 0.1 | RMS | 716.1 | -35.52 | -13 | Pass | 401 |



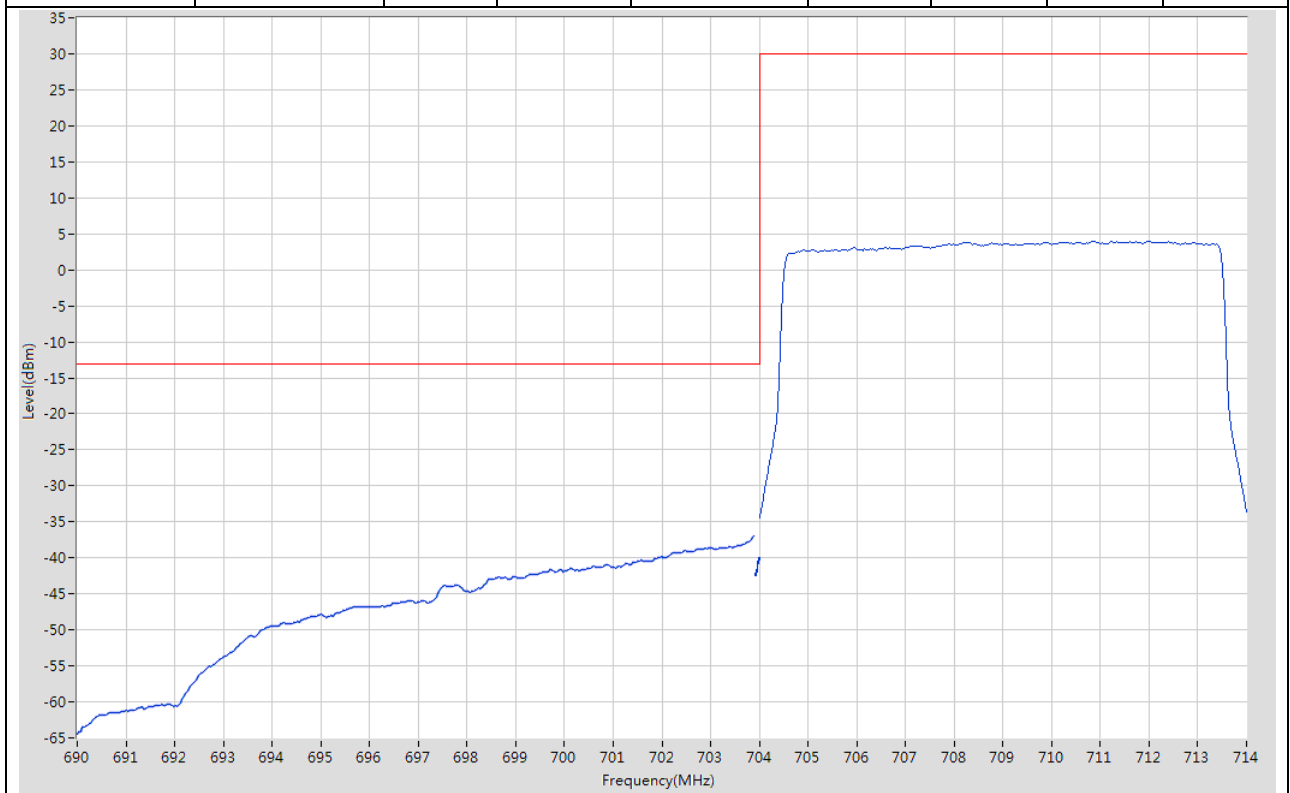
13.9. LTE Band Edge(NTNV)(Subtest:9, Channel:23780, Bandwidth:10, Modulation:QPSK, RB Number: 1, RB Position:LOW)

| Start Frequency (MHz) | Stop Frequency (MHz) | RBW (MHz) | Detector | Frequency (MHz) | Power (dBm) | Limit (dBm) | Verdict | Sweep Point |
|-----------------------|----------------------|-----------|----------|-----------------|-------------|-------------|---------|-------------|
| 690 | 703.9 | 0.1 | RMS | 703.9 | -30.83 | -13 | Pass | 401 |
| 703.9 | 704 | 0.03 | RMS | 704 | -29.54 | -13 | Pass | 401 |
| 704 | 714 | 0.1 | RMS | 704.575 | 20.84 | 30 | Pass | 401 |



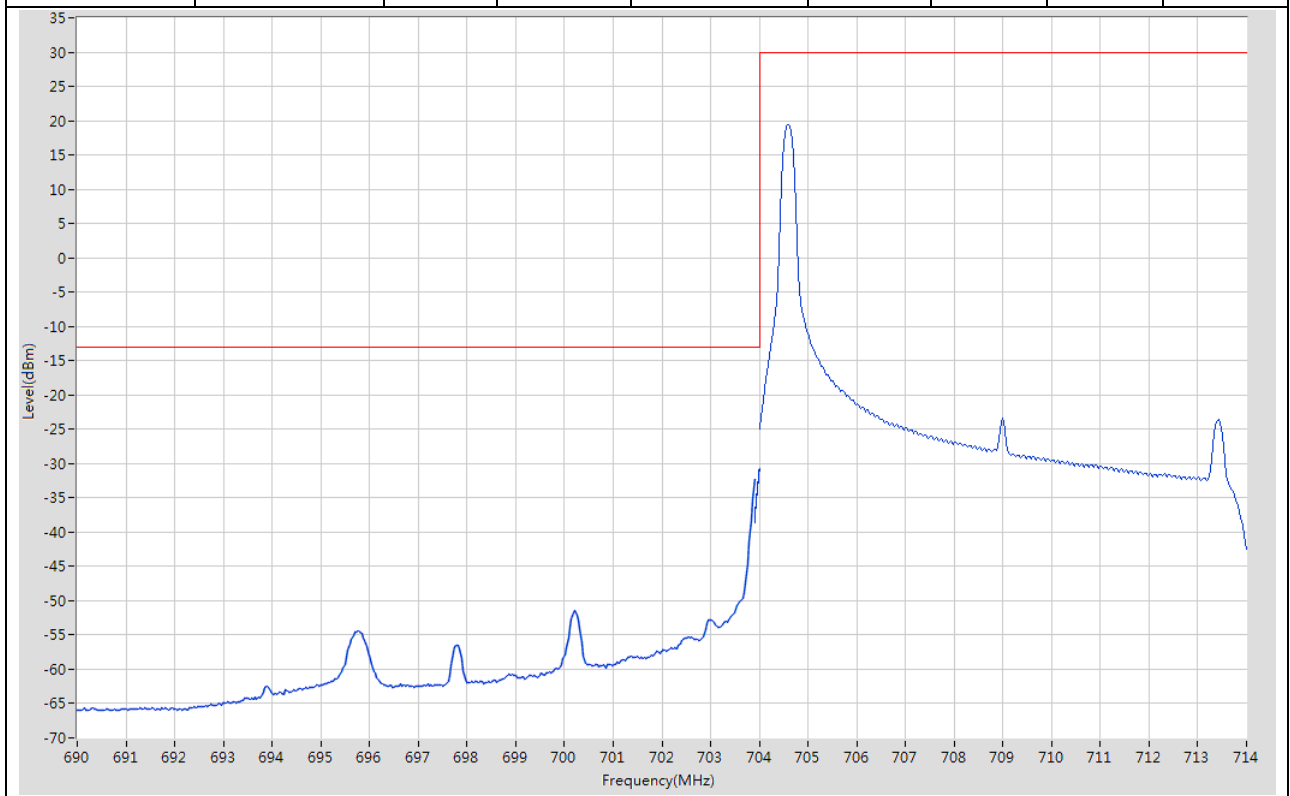
13.10. LTE Band Edge(NTNV)(Subtest:10, Channel:23780, Bandwidth:10, Modulation:QPSK, RB Number: 50, RB Position:LOW)

| Start Frequency (MHz) | Stop Frequency (MHz) | RBW (MHz) | Detector | Frequency (MHz) | Power (dBm) | Limit (dBm) | Verdict | Sweep Point |
|-----------------------|----------------------|-----------|----------|-----------------|-------------|-------------|---------|-------------|
| 690 | 703.9 | 0.1 | RMS | 703.9 | -36.75 | -13 | Pass | 401 |
| 703.9 | 704 | 0.03 | RMS | 704 | -39.96 | -13 | Pass | 401 |
| 704 | 714 | 0.1 | RMS | 712 | 4 | 30 | Pass | 401 |



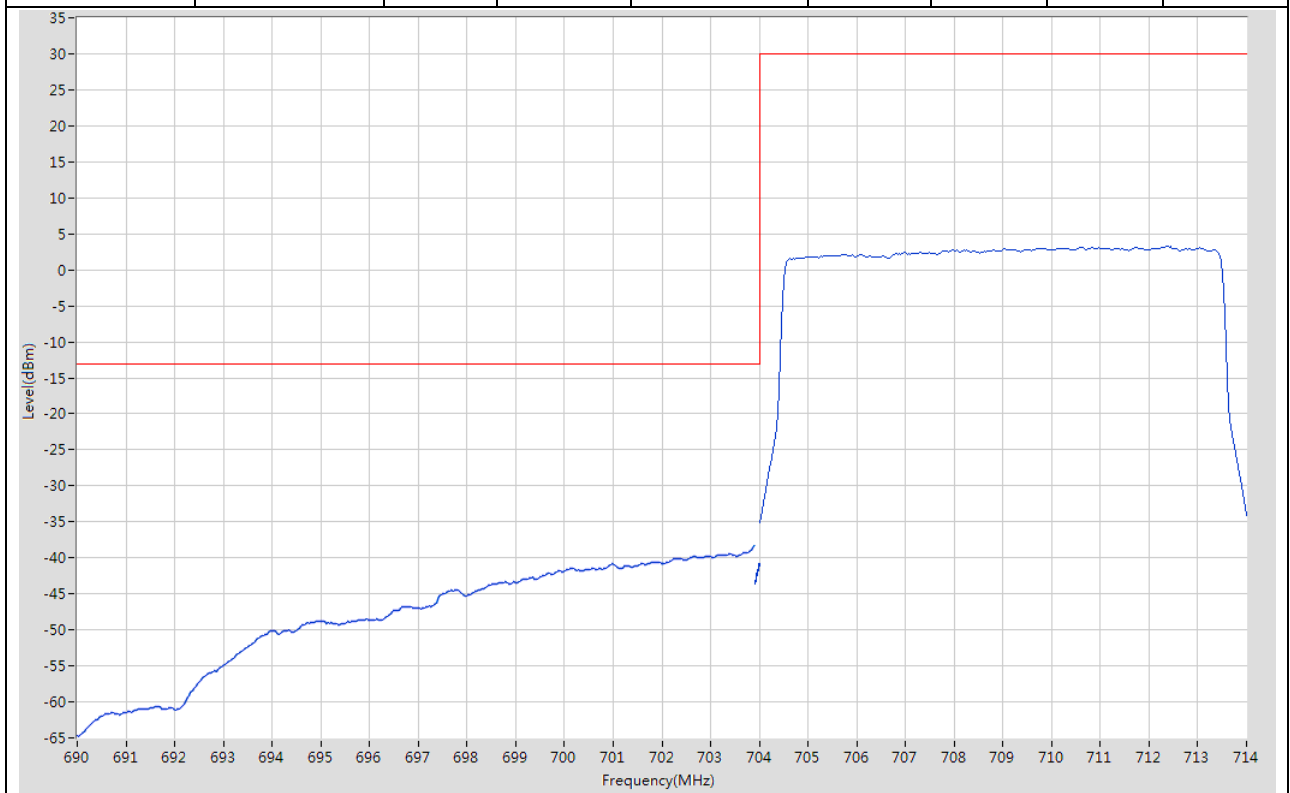
13.11. LTE Band Edge(NTNV)(Subtest:11, Channel:23780, Bandwidth:10, Modulation:Q16, RB Number: 1, RB Position:LOW)

| Start Frequency (MHz) | Stop Frequency (MHz) | RBW (MHz) | Detector | Frequency (MHz) | Power (dBm) | Limit (dBm) | Verdict | Sweep Point |
|-----------------------|----------------------|-----------|----------|-----------------|-------------|-------------|---------|-------------|
| 690 | 703.9 | 0.1 | RMS | 703.9 | -32.13 | -13 | Pass | 401 |
| 703.9 | 704 | 0.03 | RMS | 704 | -30.71 | -13 | Pass | 401 |
| 704 | 714 | 0.1 | RMS | 704.575 | 19.44 | 30 | Pass | 401 |



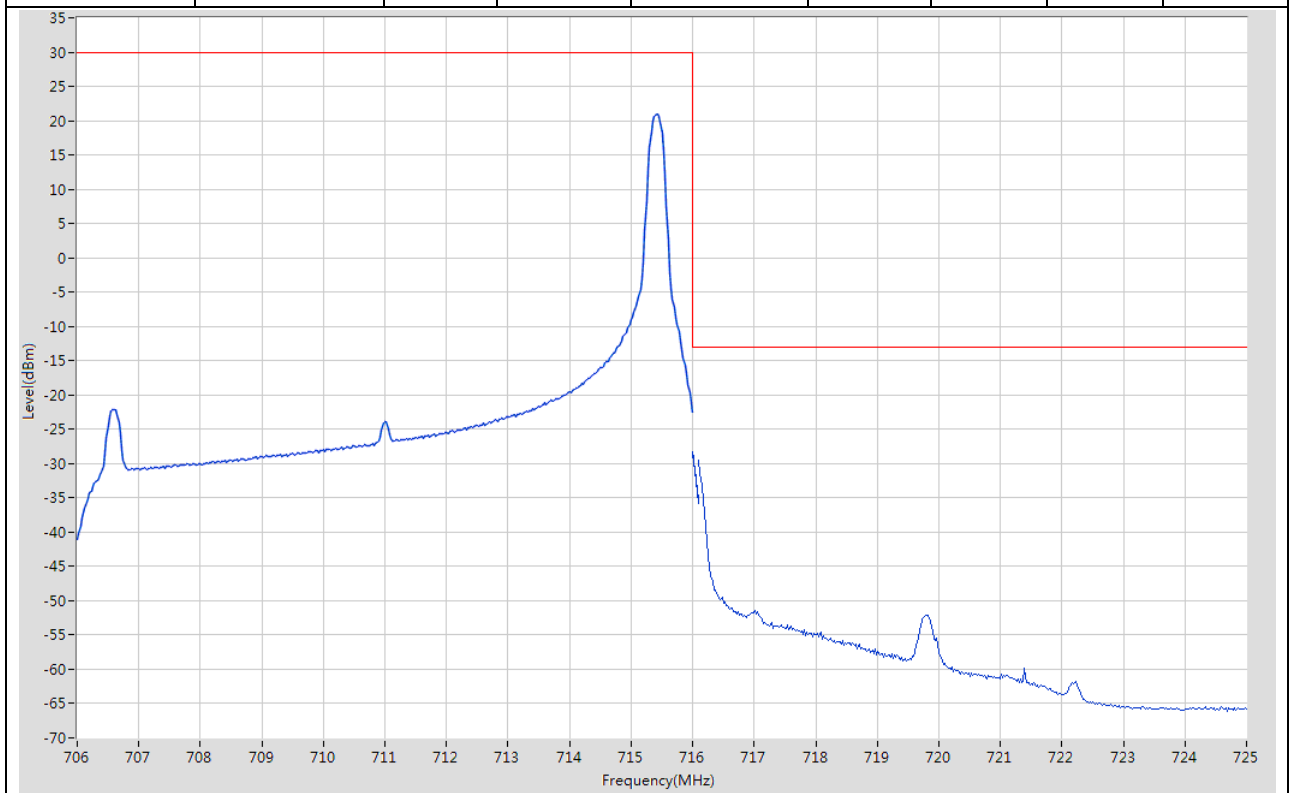
13.12. LTE Band Edge(NTNV)(Subtest:12, Channel:23780, Bandwidth:10, Modulation:Q16, RB Number: 50, RB Position:LOW)

| Start Frequency (MHz) | Stop Frequency (MHz) | RBW (MHz) | Detector | Frequency (MHz) | Power (dBm) | Limit (dBm) | Verdict | Sweep Point |
|-----------------------|----------------------|-----------|----------|-----------------|-------------|-------------|---------|-------------|
| 690 | 703.9 | 0.1 | RMS | 703.9 | -38.09 | -13 | Pass | 401 |
| 703.9 | 704 | 0.03 | RMS | 704 | -40.79 | -13 | Pass | 401 |
| 704 | 714 | 0.1 | RMS | 712.35 | 3.28 | 30 | Pass | 401 |



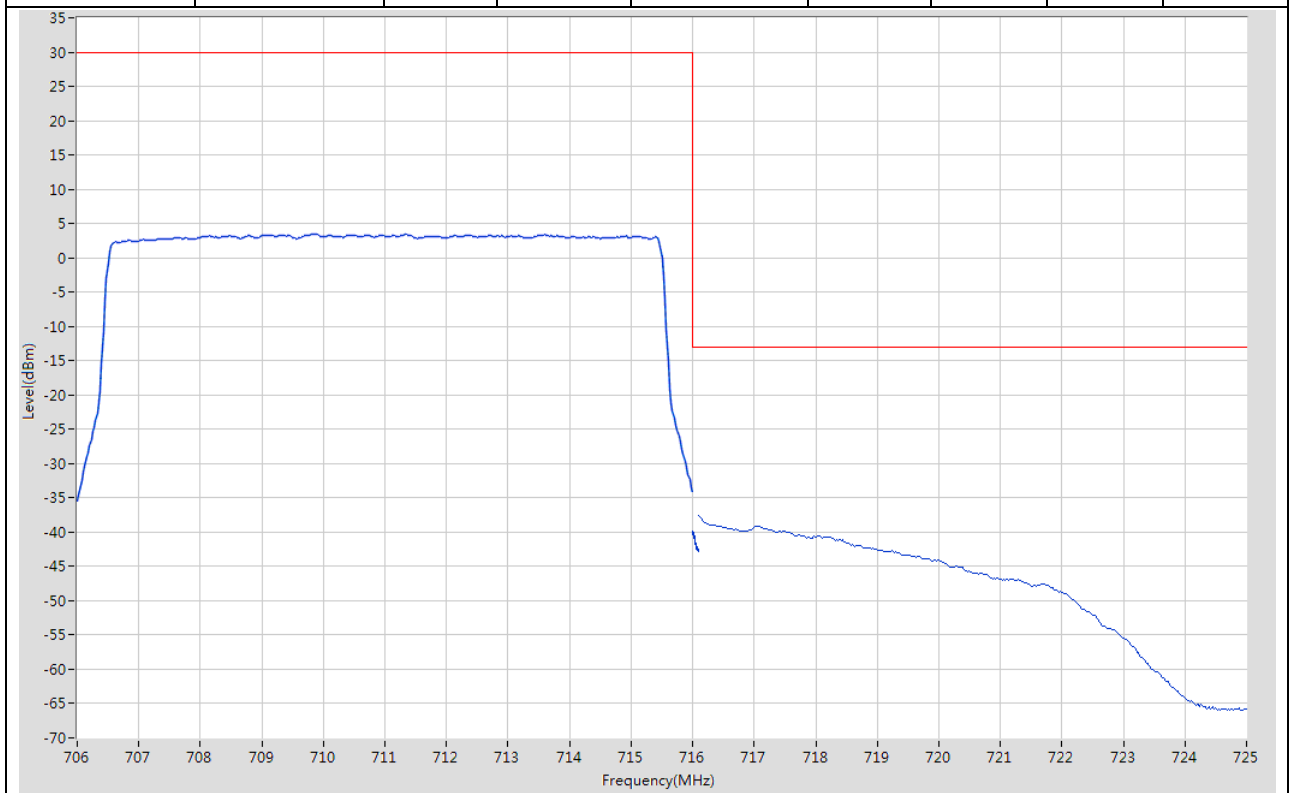
13.13. LTE Band Edge(NTNV)(Subtest:13, Channel:23800, Bandwidth:10, Modulation:QPSK, RB Number: 1, RB Position:HIGH)

| Start Frequency (MHz) | Stop Frequency (MHz) | RBW (MHz) | Detector | Frequency (MHz) | Power (dBm) | Limit (dBm) | Verdict | Sweep Point |
|-----------------------|----------------------|-----------|----------|-----------------|-------------|-------------|---------|-------------|
| 706 | 716 | 0.1 | RMS | 715.425 | 21.01 | 30 | Pass | 401 |
| 716 | 716.1 | 0.03 | RMS | 716.001 | -28.3 | -13 | Pass | 401 |
| 716.1 | 725 | 0.1 | RMS | 716.1 | -29.45 | -13 | Pass | 401 |



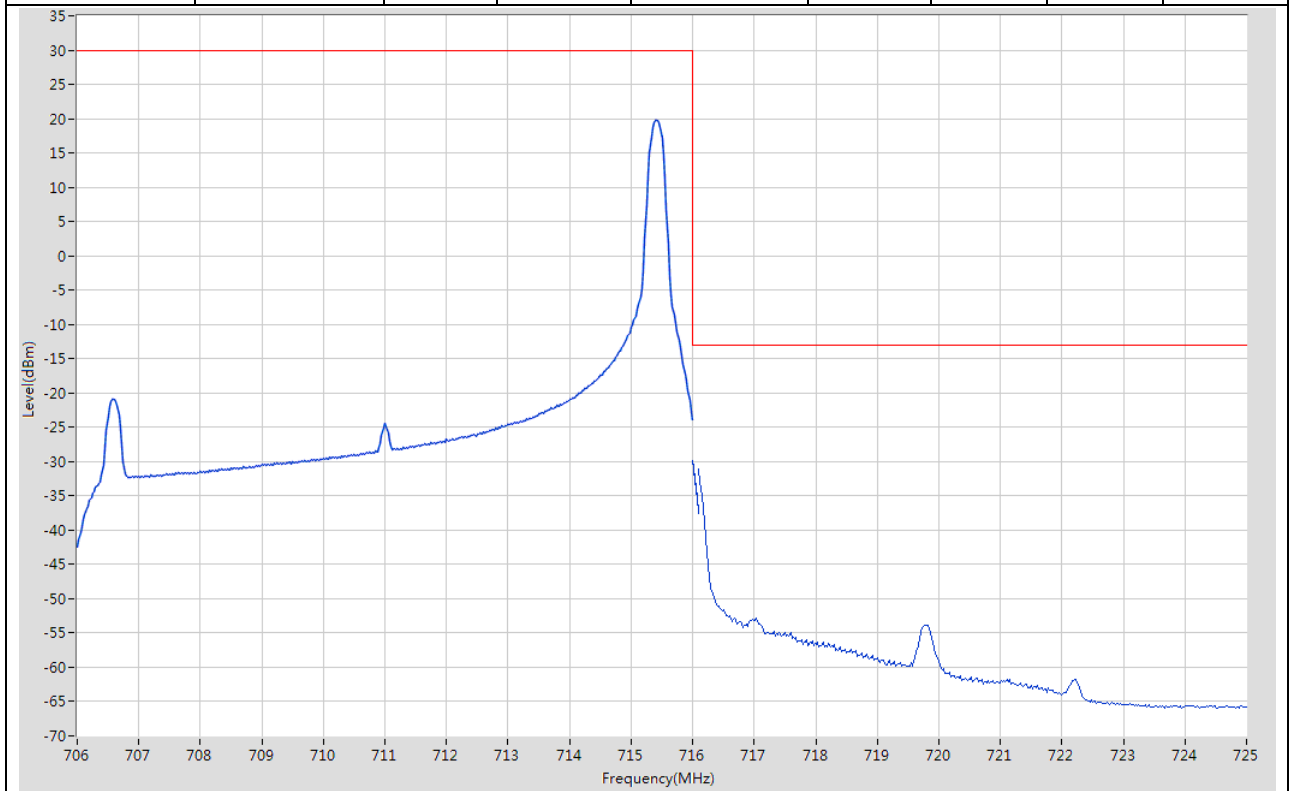
13.14. LTE Band Edge(NTNV)(Subtest:14, Channel:23800, Bandwidth:10, Modulation:QPSK, RB Number: 50, RB Position:HIGH)

| Start Frequency (MHz) | Stop Frequency (MHz) | RBW (MHz) | Detector | Frequency (MHz) | Power (dBm) | Limit (dBm) | Verdict | Sweep Point |
|-----------------------|----------------------|-----------|----------|-----------------|-------------|-------------|---------|-------------|
| 706 | 716 | 0.1 | RMS | 709.85 | 3.49 | 30 | Pass | 401 |
| 716 | 716.1 | 0.03 | RMS | 716.001 | -39.81 | -13 | Pass | 401 |
| 716.1 | 725 | 0.1 | RMS | 716.1 | -37.49 | -13 | Pass | 401 |



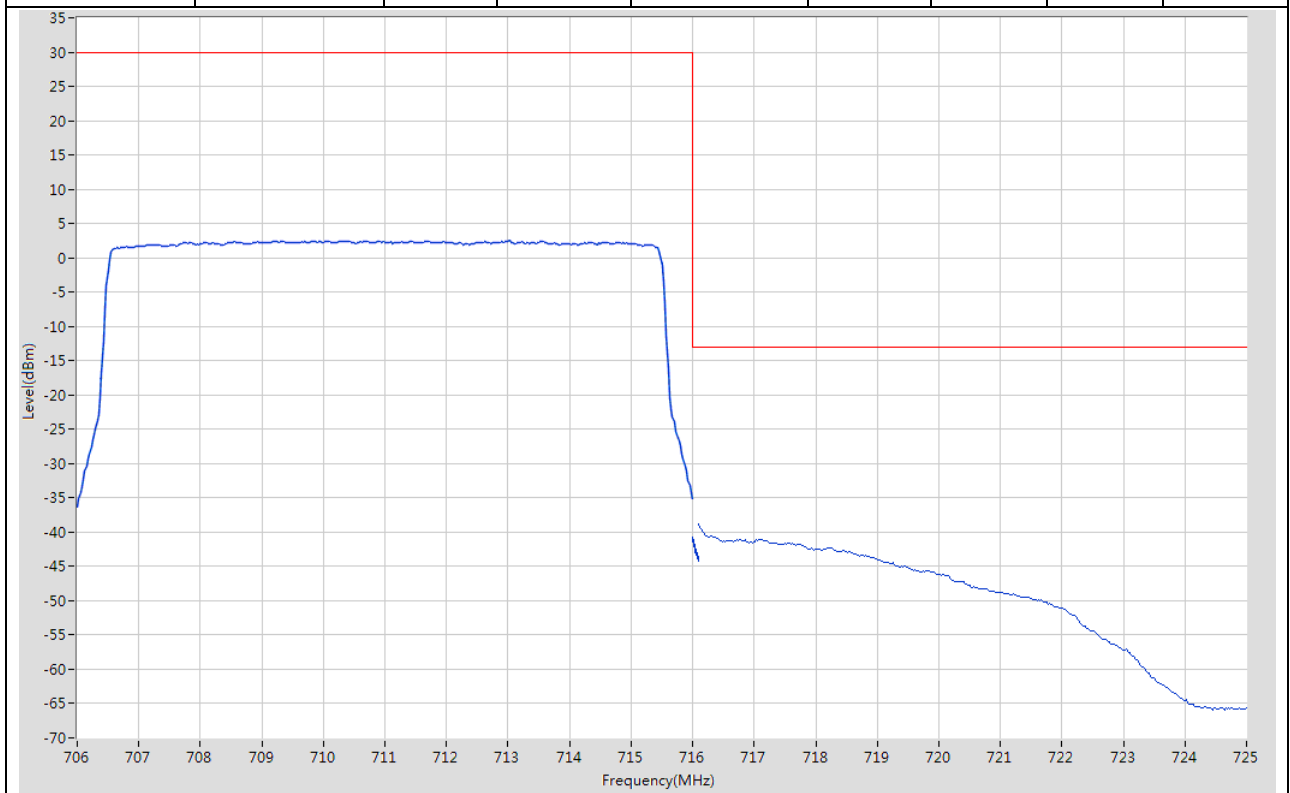
13.15. LTE Band Edge(NTNV)(Subtest:15, Channel:23800, Bandwidth:10, Modulation:Q16, RB Number: 1, RB Position:HIGH)

| Start Frequency (MHz) | Stop Frequency (MHz) | RBW (MHz) | Detector | Frequency (MHz) | Power (dBm) | Limit (dBm) | Verdict | Sweep Point |
|-----------------------|----------------------|-----------|----------|-----------------|-------------|-------------|---------|-------------|
| 706 | 716 | 0.1 | RMS | 715.425 | 19.71 | 30 | Pass | 401 |
| 716 | 716.1 | 0.03 | RMS | 716.001 | -29.8 | -13 | Pass | 401 |
| 716.1 | 725 | 0.1 | RMS | 716.1 | -31.14 | -13 | Pass | 401 |



13.16. LTE Band Edge(NTNV)(Subtest:16, Channel:23800, Bandwidth:10, Modulation:Q16, RB Number: 50, RB Position:HIGH)

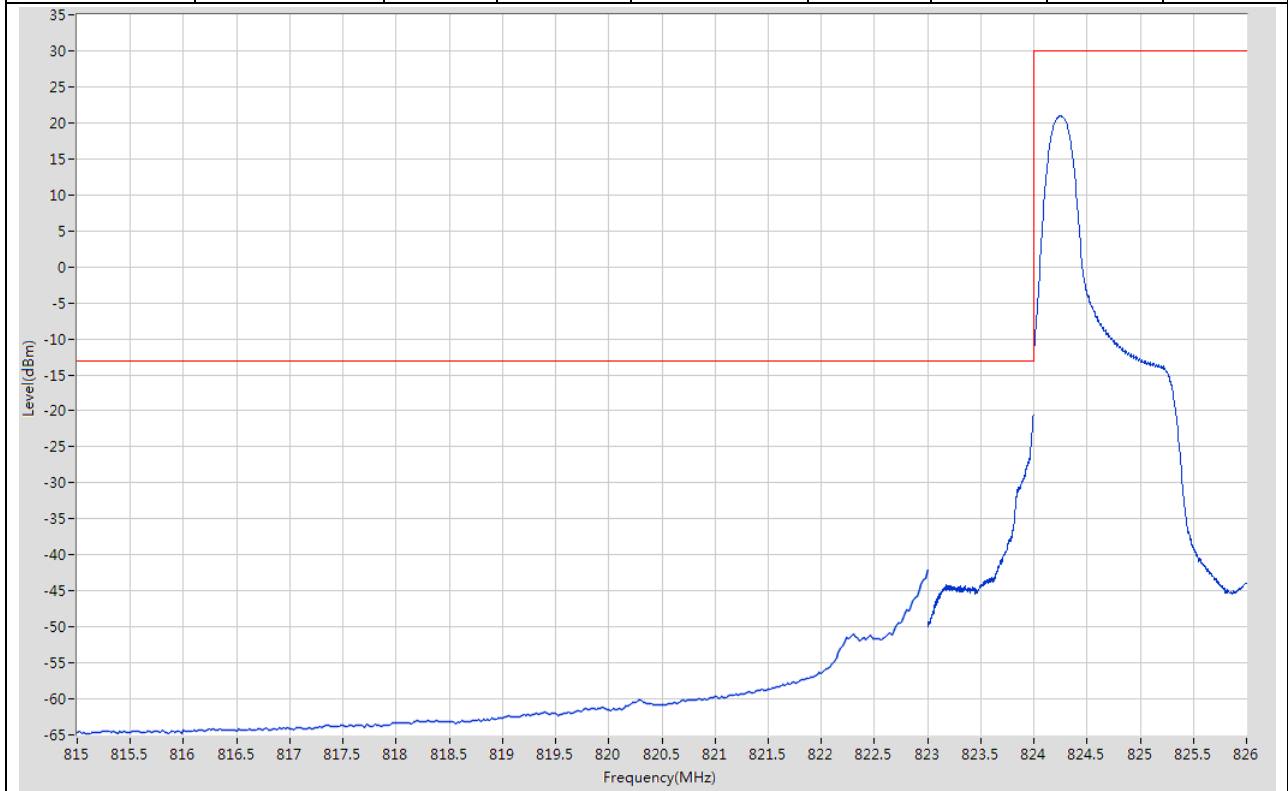
| Start Frequency (MHz) | Stop Frequency (MHz) | RBW (MHz) | Detector | Frequency (MHz) | Power (dBm) | Limit (dBm) | Verdict | Sweep Point |
|-----------------------|----------------------|-----------|----------|-----------------|-------------|-------------|---------|-------------|
| 706 | 716 | 0.1 | RMS | 713.025 | 2.51 | 30 | Pass | 401 |
| 716 | 716.1 | 0.03 | RMS | 716 | -40.68 | -13 | Pass | 401 |
| 716.1 | 725 | 0.1 | RMS | 716.1 | -38.77 | -13 | Pass | 401 |



14. LTE_Band26(part22)

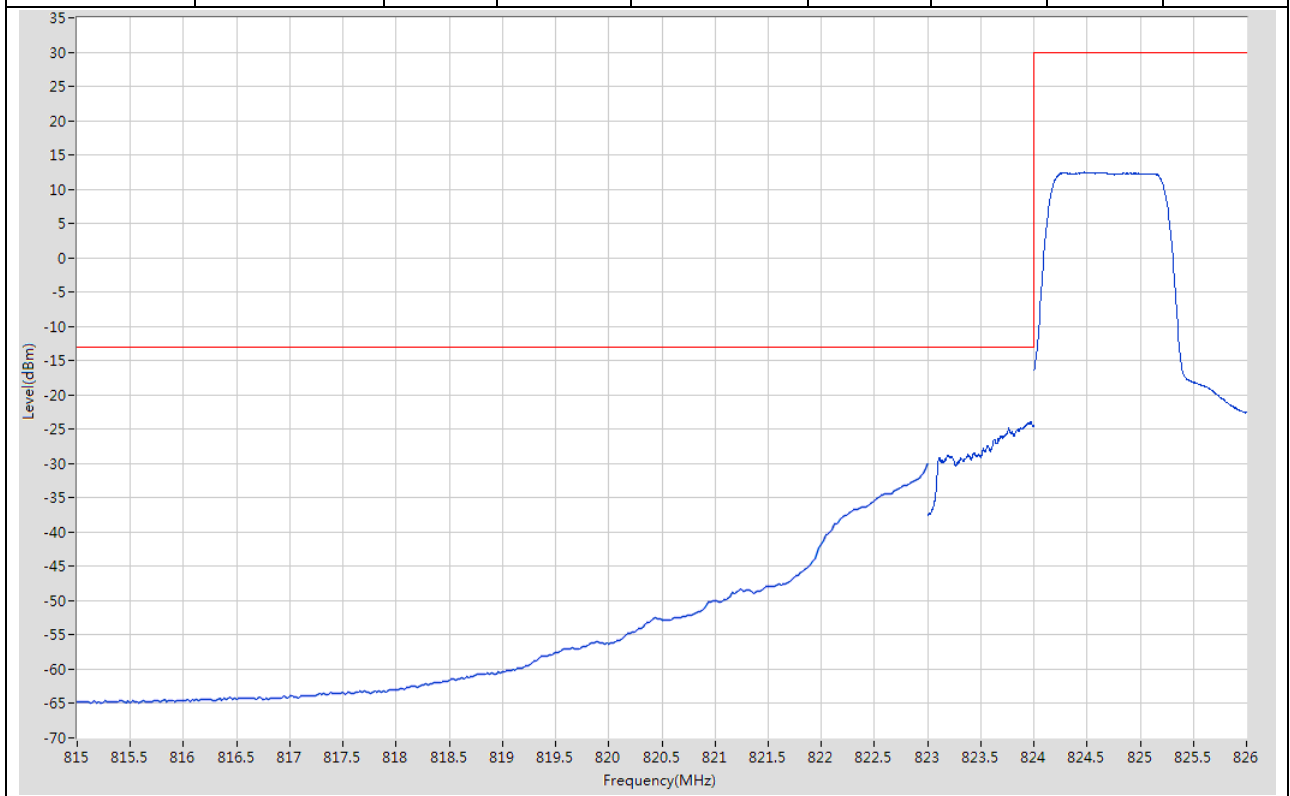
14.1. LTE Band Edge(NTNV)(Subtest:1, Channel:26797, Bandwidth:1.4, Modulation:QPSK, RB Number: 1, RB Position:LOW)

| Start Frequency (MHz) | Stop Frequency (MHz) | RBW (MHz) | Detector | Frequency (MHz) | Power (dBm) | Limit (dBm) | Verdict | Sweep Point |
|-----------------------|----------------------|-----------|----------|-----------------|-------------|-------------|---------|-------------|
| 815 | 823 | 0.1 | RMS | 823 | -41.99 | -13 | Pass | 401 |
| 823 | 824 | 0.02 | RMS | 824 | -20.6 | -13 | Pass | 401 |
| 824 | 826 | 0.1 | RMS | 824.25 | 20.96 | 30 | Pass | 401 |



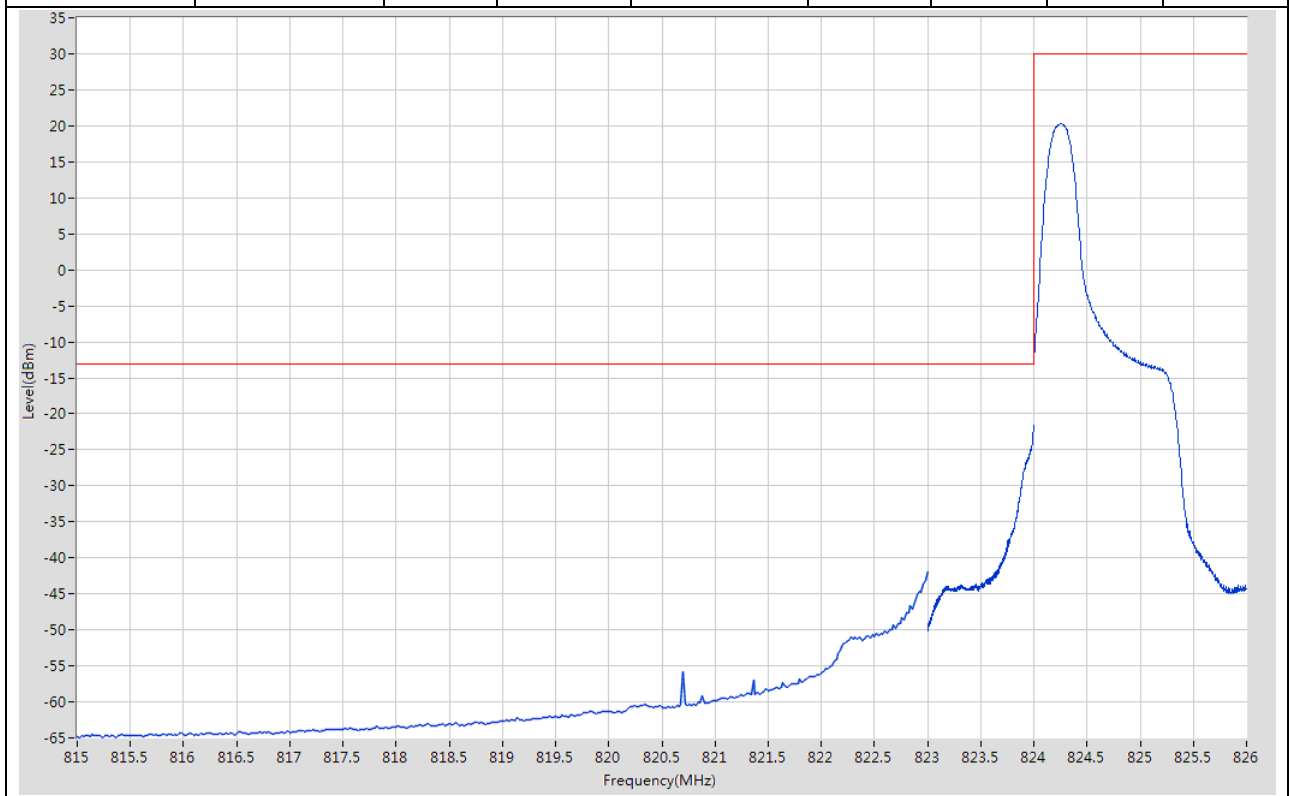
14.2. LTE Band Edge(NTNV)(Subtest:2, Channel:26797, Bandwidth:1.4, Modulation:QPSK, RB Number: 6, RB Position:LOW)

| Start Frequency (MHz) | Stop Frequency (MHz) | RBW (MHz) | Detector | Frequency (MHz) | Power (dBm) | Limit (dBm) | Verdict | Sweep Point |
|-----------------------|----------------------|-----------|----------|-----------------|-------------|-------------|---------|-------------|
| 815 | 823 | 0.1 | RMS | 823 | -29.85 | -13 | Pass | 401 |
| 823 | 824 | 0.02 | RMS | 823.975 | -23.86 | -13 | Pass | 401 |
| 824 | 826 | 0.1 | RMS | 824.475 | 12.48 | 30 | Pass | 401 |



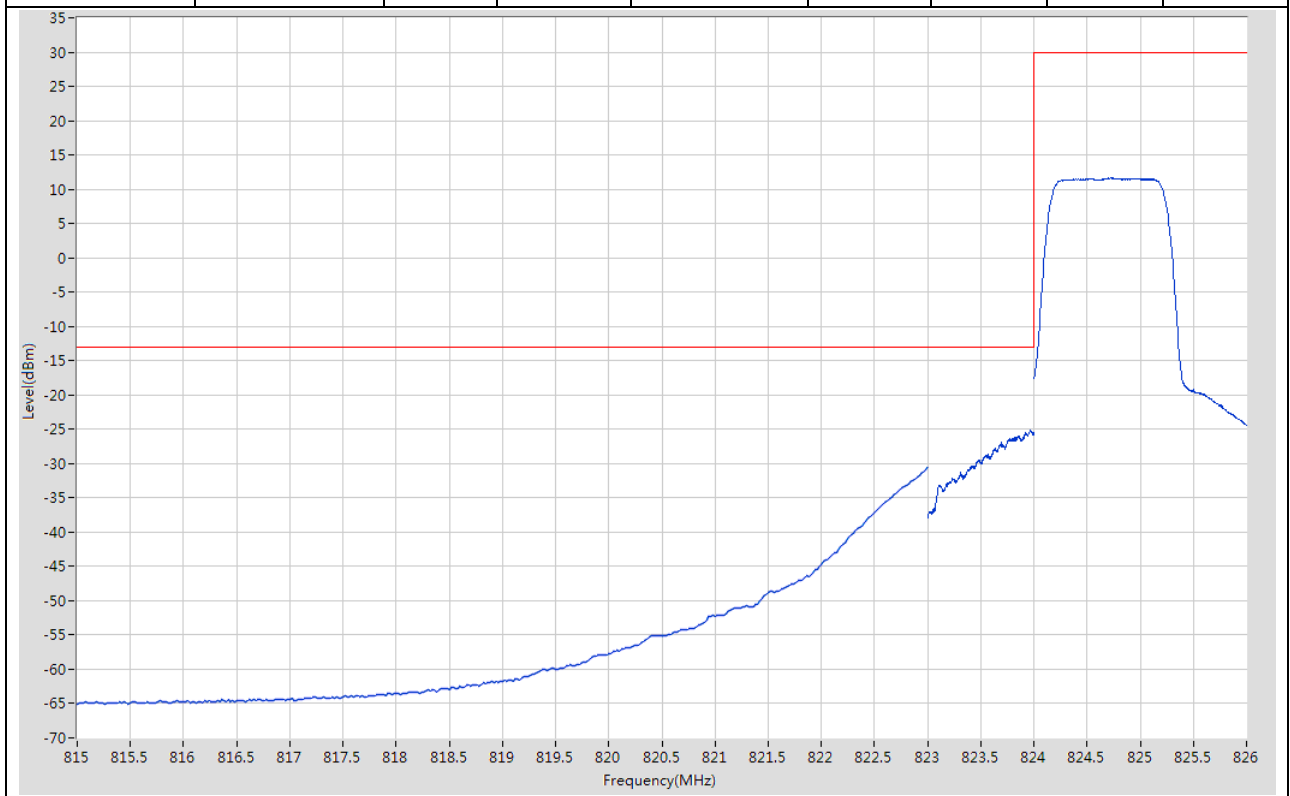
14.3. LTE Band Edge(NTNV)(Subtest:3, Channel:26797, Bandwidth:1.4, Modulation:Q16, RB Number: 1, RB Position:LOW)

| Start Frequency (MHz) | Stop Frequency (MHz) | RBW (MHz) | Detector | Frequency (MHz) | Power (dBm) | Limit (dBm) | Verdict | Sweep Point |
|-----------------------|----------------------|-----------|----------|-----------------|-------------|-------------|---------|-------------|
| 815 | 823 | 0.1 | RMS | 823 | -41.74 | -13 | Pass | 401 |
| 823 | 824 | 0.02 | RMS | 824 | -21.67 | -13 | Pass | 401 |
| 824 | 826 | 0.1 | RMS | 824.255 | 20.26 | 30 | Pass | 401 |



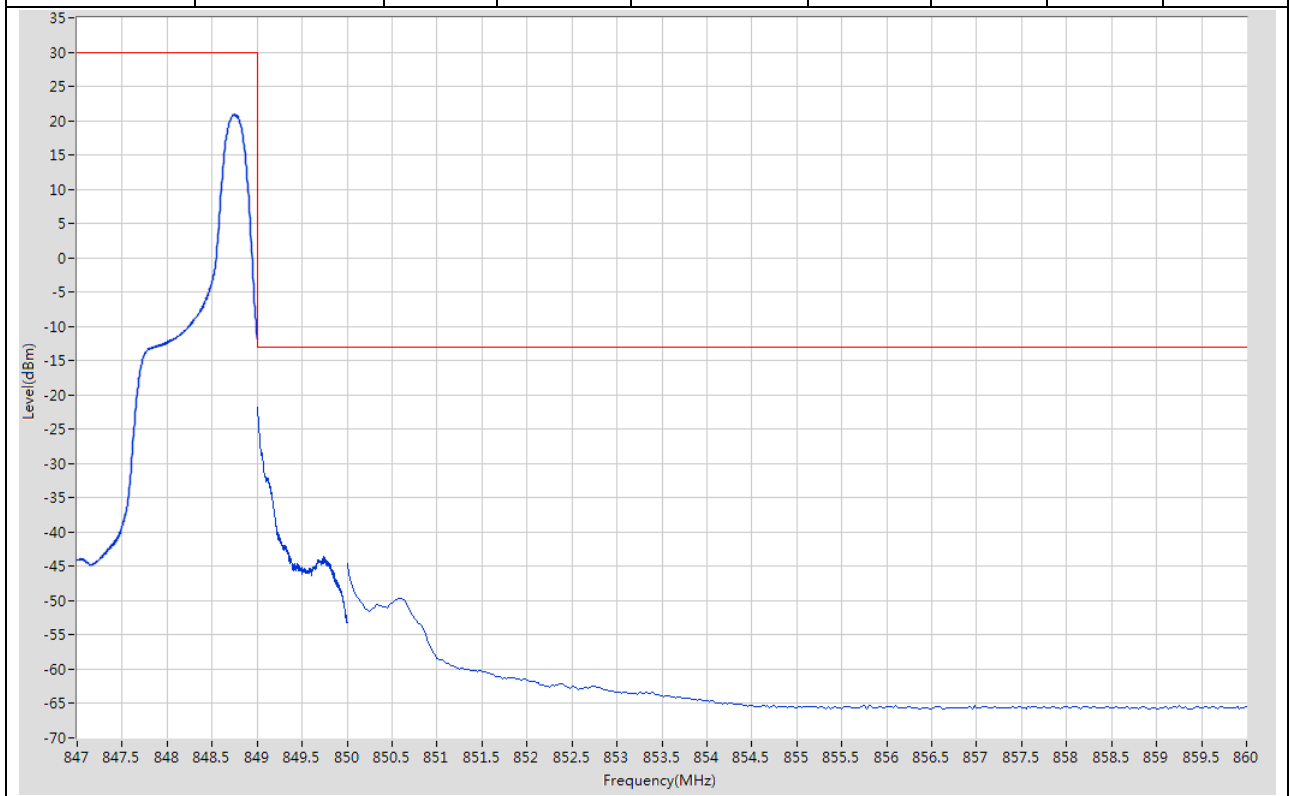
14.4. LTE Band Edge(NTNV)(Subtest:4, Channel:26797, Bandwidth:1.4, Modulation:Q16, RB Number: 6, RB Position:LOW)

| Start Frequency (MHz) | Stop Frequency (MHz) | RBW (MHz) | Detector | Frequency (MHz) | Power (dBm) | Limit (dBm) | Verdict | Sweep Point |
|-----------------------|----------------------|-----------|----------|-----------------|-------------|-------------|---------|-------------|
| 815 | 823 | 0.1 | RMS | 823 | -30.44 | -13 | Pass | 401 |
| 823 | 824 | 0.02 | RMS | 823.968 | -25.06 | -13 | Pass | 401 |
| 824 | 826 | 0.1 | RMS | 824.735 | 11.68 | 30 | Pass | 401 |



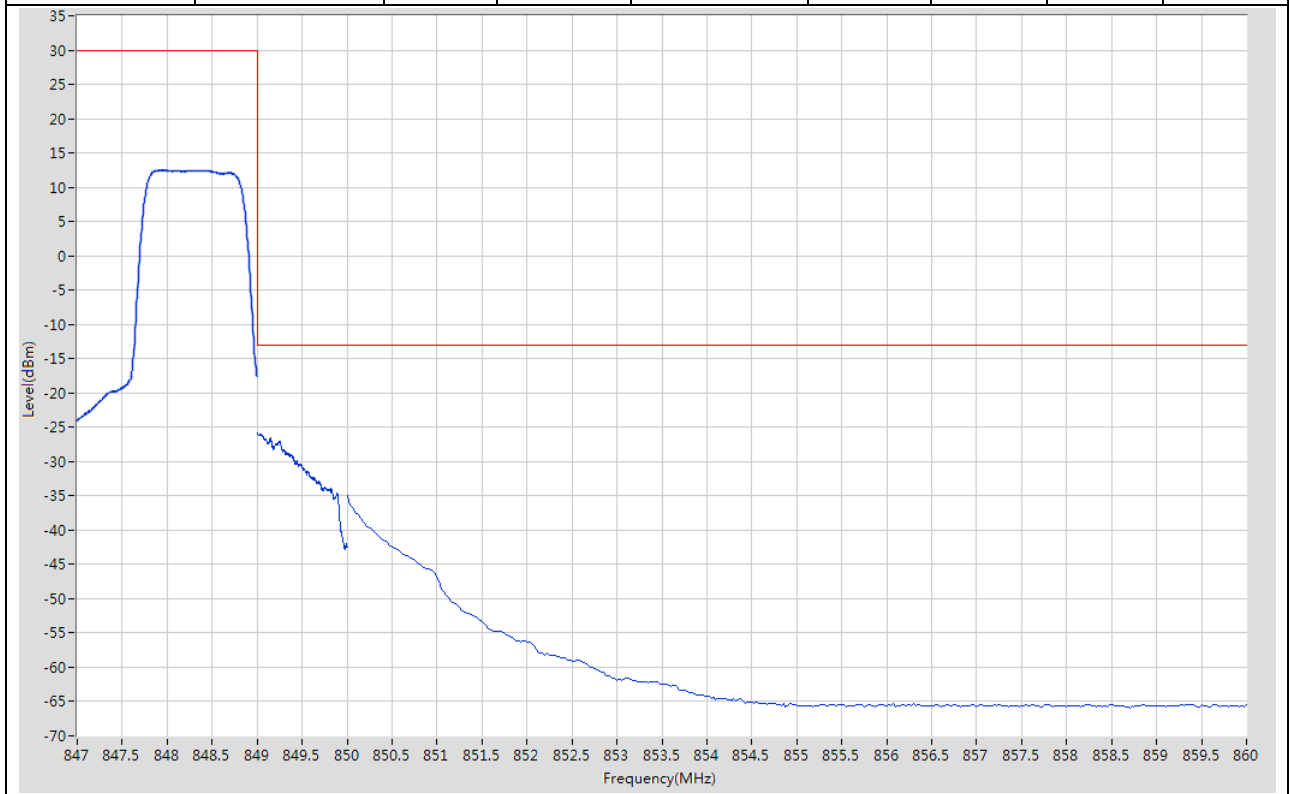
14.5. LTE Band Edge(NTNV)(Subtest:5, Channel:27033, Bandwidth:1.4, Modulation:QPSK, RB Number: 1, RB Position:HIGH)

| Start Frequency (MHz) | Stop Frequency (MHz) | RBW (MHz) | Detector | Frequency (MHz) | Power (dBm) | Limit (dBm) | Verdict | Sweep Point |
|-----------------------|----------------------|-----------|----------|-----------------|-------------|-------------|---------|-------------|
| 847 | 849 | 0.1 | RMS | 848.75 | 20.91 | 30 | Pass | 401 |
| 849 | 850 | 0.02 | RMS | 849 | -21.77 | -13 | Pass | 401 |
| 850 | 860 | 0.1 | RMS | 850 | -44.52 | -13 | Pass | 401 |



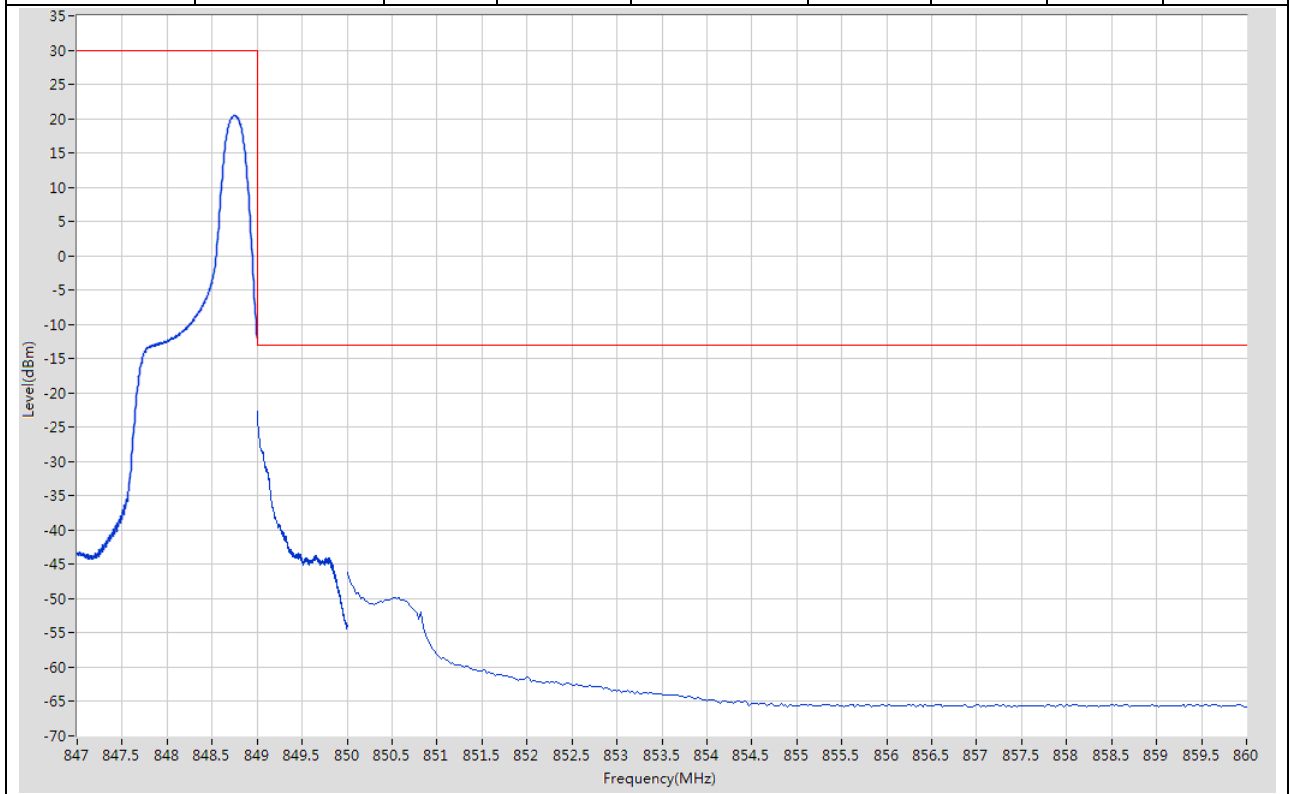
14.6. LTE Band Edge(NTNV)(Subtest:6, Channel:27033, Bandwidth:1.4, Modulation:QPSK, RB Number: 6, RB Position:HIGH)

| Start Frequency (MHz) | Stop Frequency (MHz) | RBW (MHz) | Detector | Frequency (MHz) | Power (dBm) | Limit (dBm) | Verdict | Sweep Point |
|-----------------------|----------------------|-----------|----------|-----------------|-------------|-------------|---------|-------------|
| 847 | 849 | 0.1 | RMS | 847.965 | 12.49 | 30 | Pass | 401 |
| 849 | 850 | 0.02 | RMS | 849 | -25.84 | -13 | Pass | 401 |
| 850 | 860 | 0.1 | RMS | 850 | -34.88 | -13 | Pass | 401 |



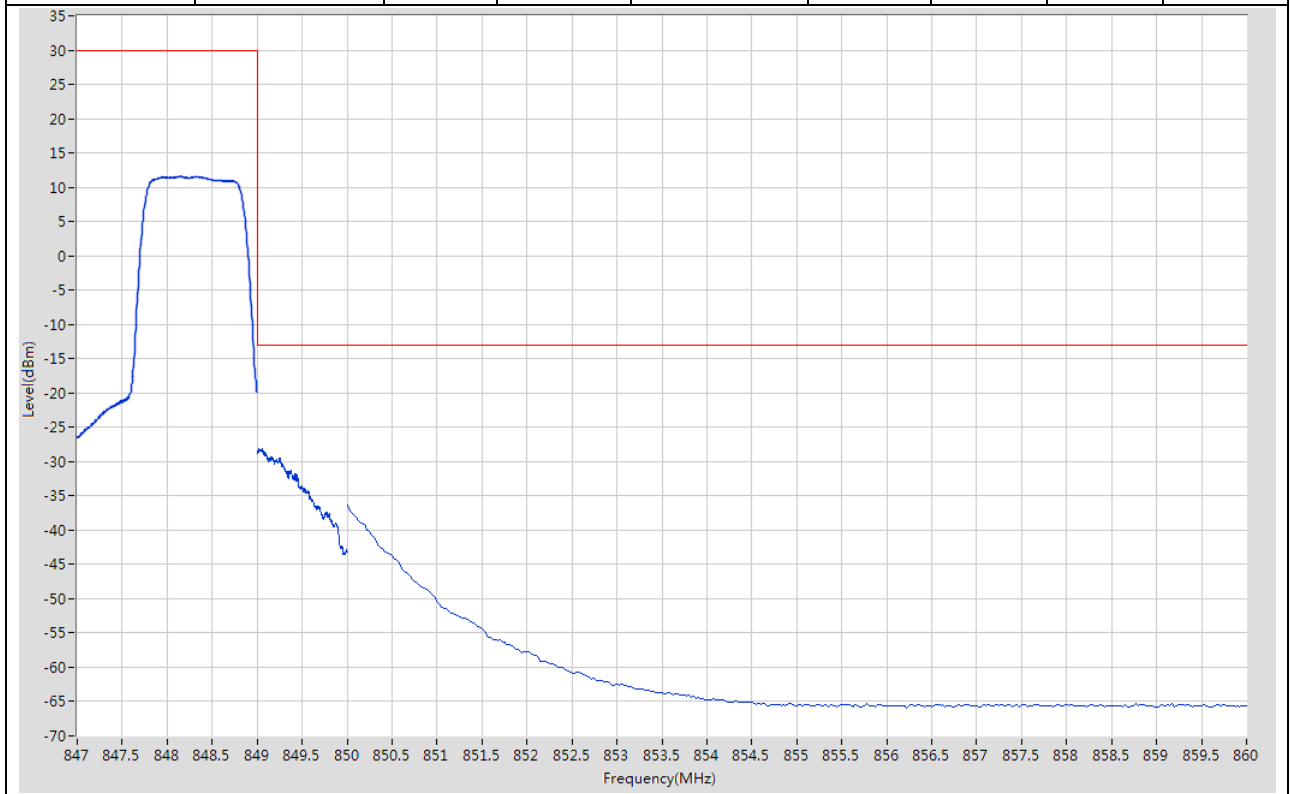
14.7. LTE Band Edge(NTNV)(Subtest:7, Channel:27033, Bandwidth:1.4, Modulation:Q16, RB Number: 1, RB Position:HIGH)

| Start Frequency (MHz) | Stop Frequency (MHz) | RBW (MHz) | Detector | Frequency (MHz) | Power (dBm) | Limit (dBm) | Verdict | Sweep Point |
|-----------------------|----------------------|-----------|----------|-----------------|-------------|-------------|---------|-------------|
| 847 | 849 | 0.1 | RMS | 848.745 | 20.46 | 30 | Pass | 401 |
| 849 | 850 | 0.02 | RMS | 849 | -22.62 | -13 | Pass | 401 |
| 850 | 860 | 0.1 | RMS | 850 | -46.09 | -13 | Pass | 401 |



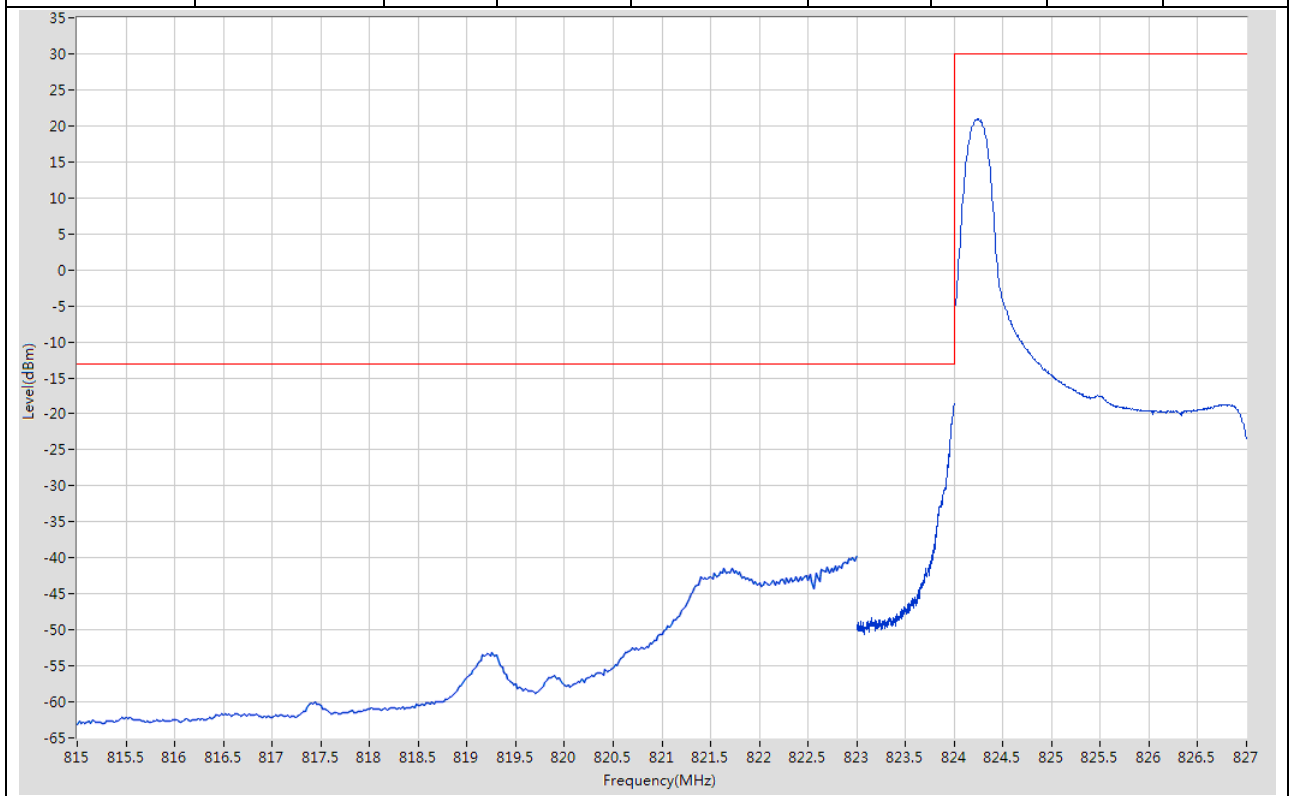
14.8. LTE Band Edge(NTNV)(Subtest:8, Channel:27033, Bandwidth:1.4, Modulation:Q16, RB Number: 6, RB Position:HIGH)

| Start Frequency (MHz) | Stop Frequency (MHz) | RBW (MHz) | Detector | Frequency (MHz) | Power (dBm) | Limit (dBm) | Verdict | Sweep Point |
|-----------------------|----------------------|-----------|----------|-----------------|-------------|-------------|---------|-------------|
| 847 | 849 | 0.1 | RMS | 848.155 | 11.6 | 30 | Pass | 401 |
| 849 | 850 | 0.02 | RMS | 849.063 | -28.07 | -13 | Pass | 401 |
| 850 | 860 | 0.1 | RMS | 850 | -36.35 | -13 | Pass | 401 |



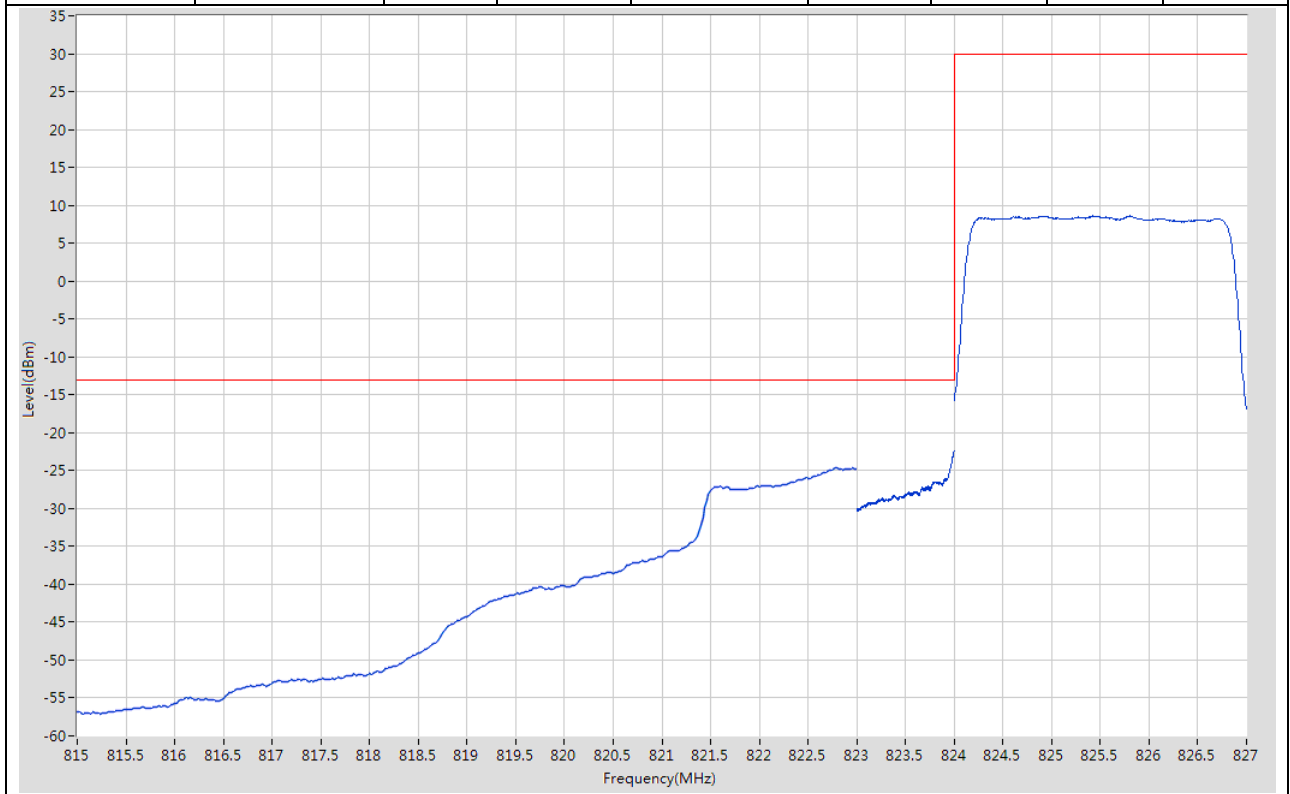
14.9. LTE Band Edge(NTNV)(Subtest:9, Channel:26805, Bandwidth:3, Modulation:QPSK, RB Number: 1, RB Position:LOW)

| Start Frequency (MHz) | Stop Frequency (MHz) | RBW (MHz) | Detector | Frequency (MHz) | Power (dBm) | Limit (dBm) | Verdict | Sweep Point |
|-----------------------|----------------------|-----------|----------|-----------------|-------------|-------------|---------|-------------|
| 815 | 823 | 0.1 | RMS | 823 | -39.6 | -13 | Pass | 401 |
| 823 | 824 | 0.01 | RMS | 823.998 | -18.57 | -13 | Pass | 401 |
| 824 | 827 | 0.1 | RMS | 824.233 | 20.92 | 30 | Pass | 401 |



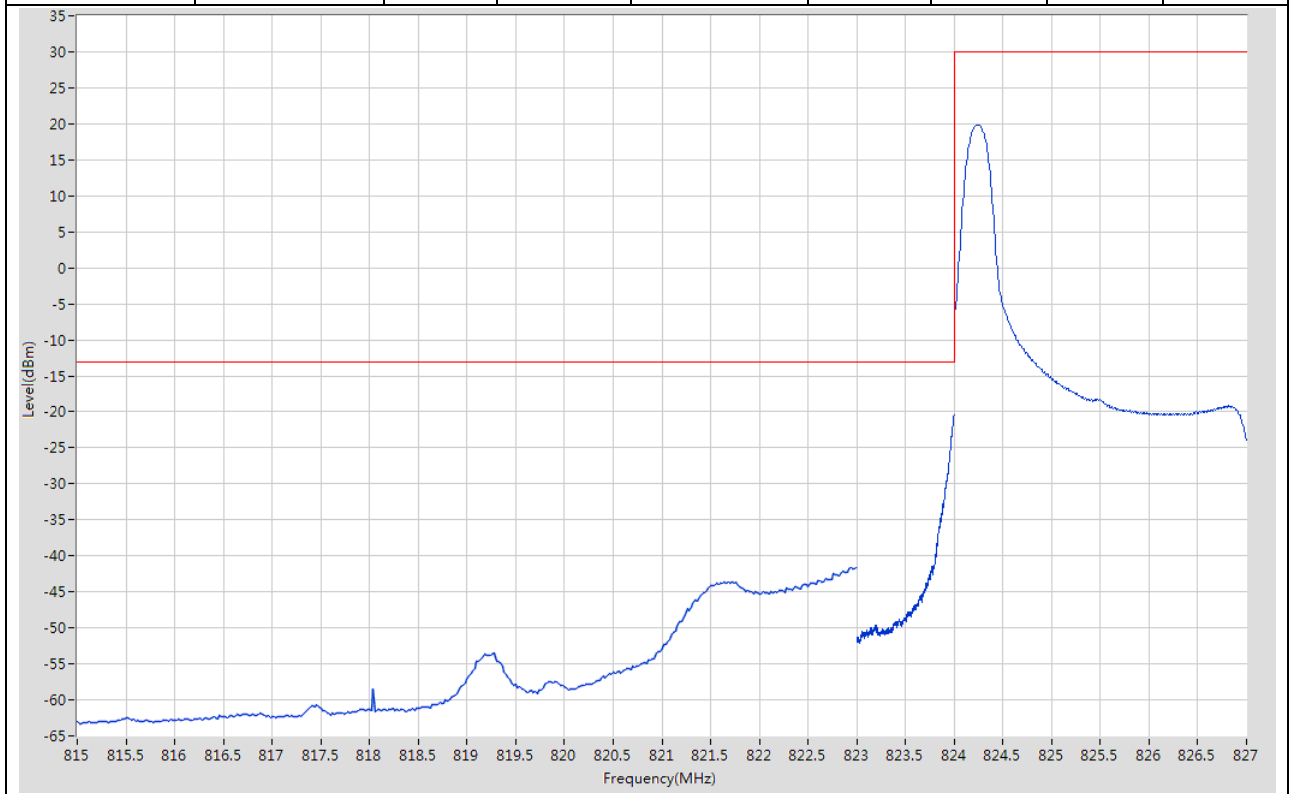
14.10. LTE Band Edge(NTNV)(Subtest:10, Channel:26805, Bandwidth:3, Modulation:QPSK, RB Number: 15, RB Position:LOW)

| Start Frequency (MHz) | Stop Frequency (MHz) | RBW (MHz) | Detector | Frequency (MHz) | Power (dBm) | Limit (dBm) | Verdict | Sweep Point |
|-----------------------|----------------------|-----------|----------|-----------------|-------------|-------------|---------|-------------|
| 815 | 823 | 0.1 | RMS | 822.96 | -24.64 | -13 | Pass | 401 |
| 823 | 824 | 0.03 | RMS | 823.998 | -22.34 | -13 | Pass | 401 |
| 824 | 827 | 0.1 | RMS | 825.425 | 8.6 | 30 | Pass | 401 |



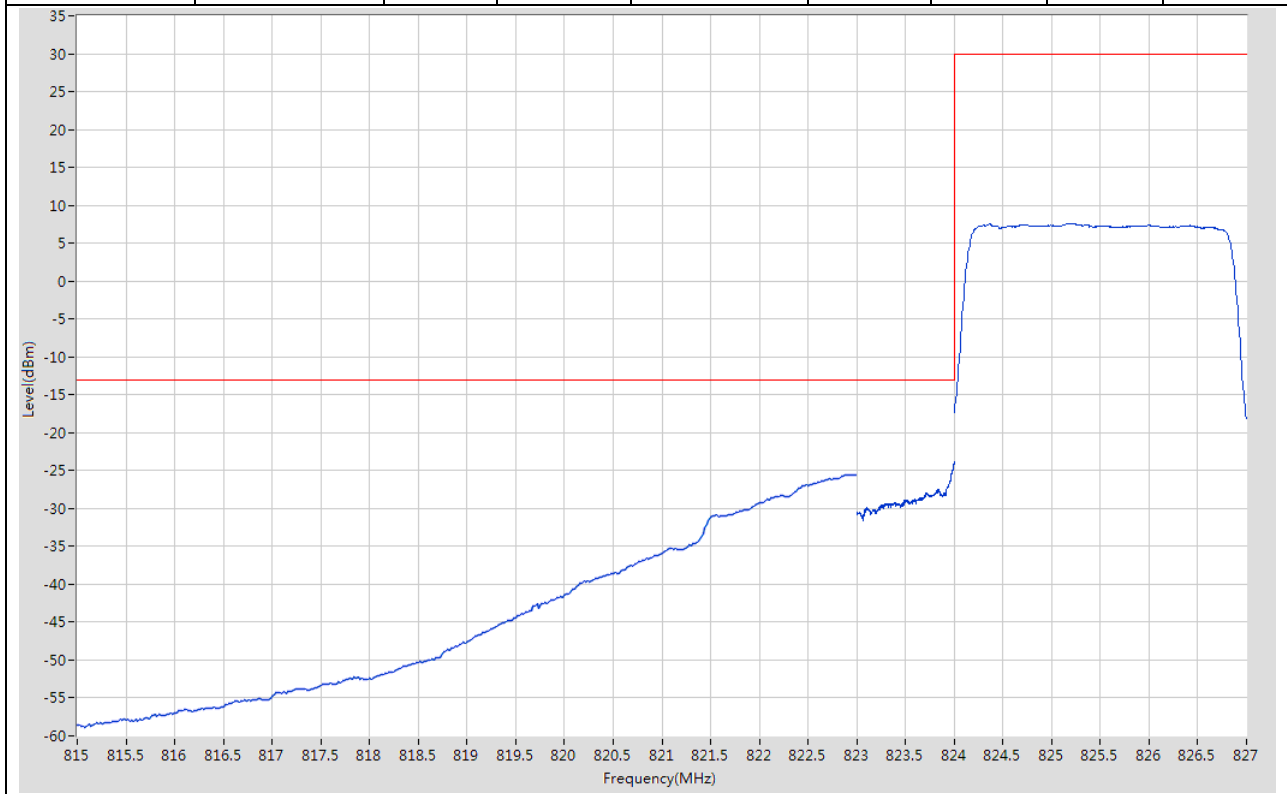
14.11. LTE Band Edge(NTNV)(Subtest:11, Channel:26805, Bandwidth:3, Modulation:Q16, RB Number: 1, RB Position:LOW)

| Start Frequency (MHz) | Stop Frequency (MHz) | RBW (MHz) | Detector | Frequency (MHz) | Power (dBm) | Limit (dBm) | Verdict | Sweep Point |
|-----------------------|----------------------|-----------|----------|-----------------|-------------|-------------|---------|-------------|
| 815 | 823 | 0.1 | RMS | 823 | -41.38 | -13 | Pass | 401 |
| 823 | 824 | 0.01 | RMS | 824 | -20.39 | -13 | Pass | 401 |
| 824 | 827 | 0.1 | RMS | 824.248 | 19.88 | 30 | Pass | 401 |



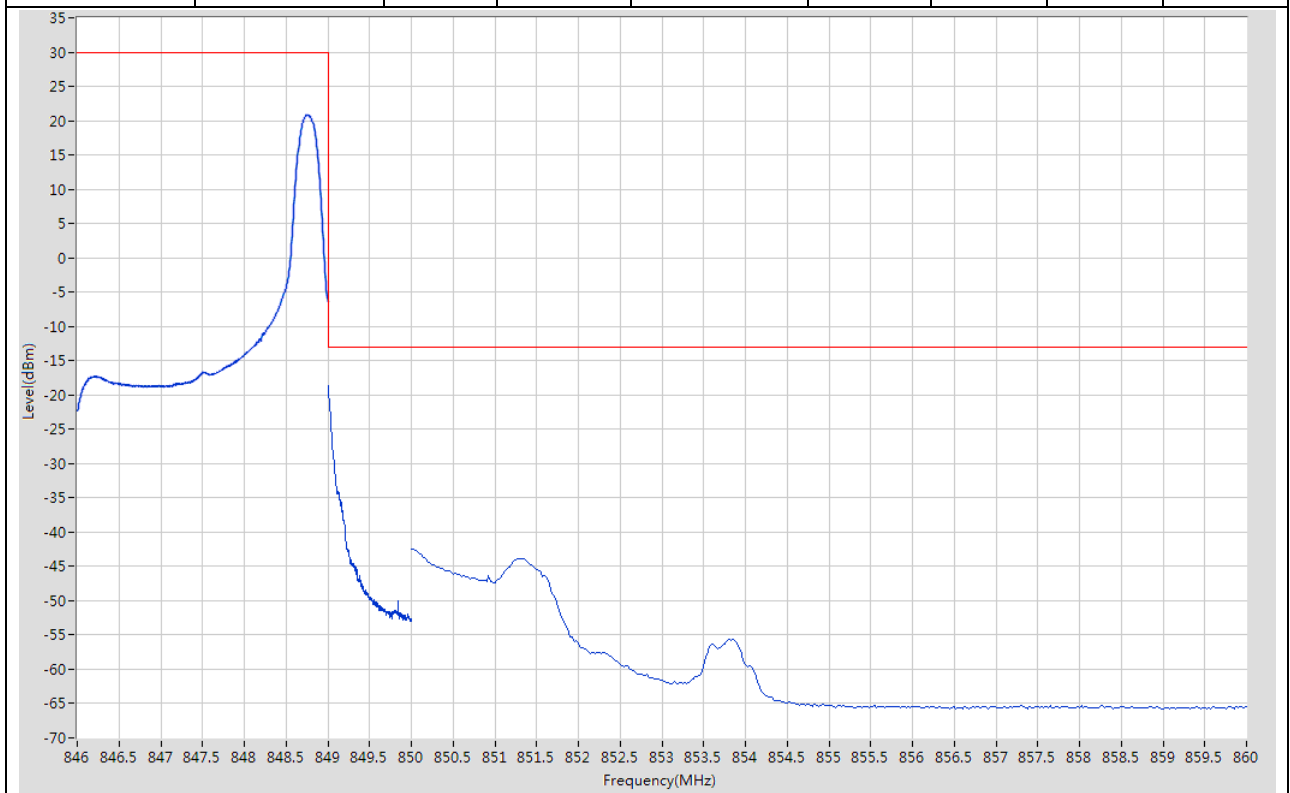
14.12. LTE Band Edge(NTNV)(Subtest:12, Channel:26805, Bandwidth:3, Modulation:Q16, RB Number: 15, RB Position:LOW)

| Start Frequency (MHz) | Stop Frequency (MHz) | RBW (MHz) | Detector | Frequency (MHz) | Power (dBm) | Limit (dBm) | Verdict | Sweep Point |
|-----------------------|----------------------|-----------|----------|-----------------|-------------|-------------|---------|-------------|
| 815 | 823 | 0.1 | RMS | 823 | -25.54 | -13 | Pass | 401 |
| 823 | 824 | 0.03 | RMS | 824 | -23.87 | -13 | Pass | 401 |
| 824 | 827 | 0.1 | RMS | 825.193 | 7.58 | 30 | Pass | 401 |



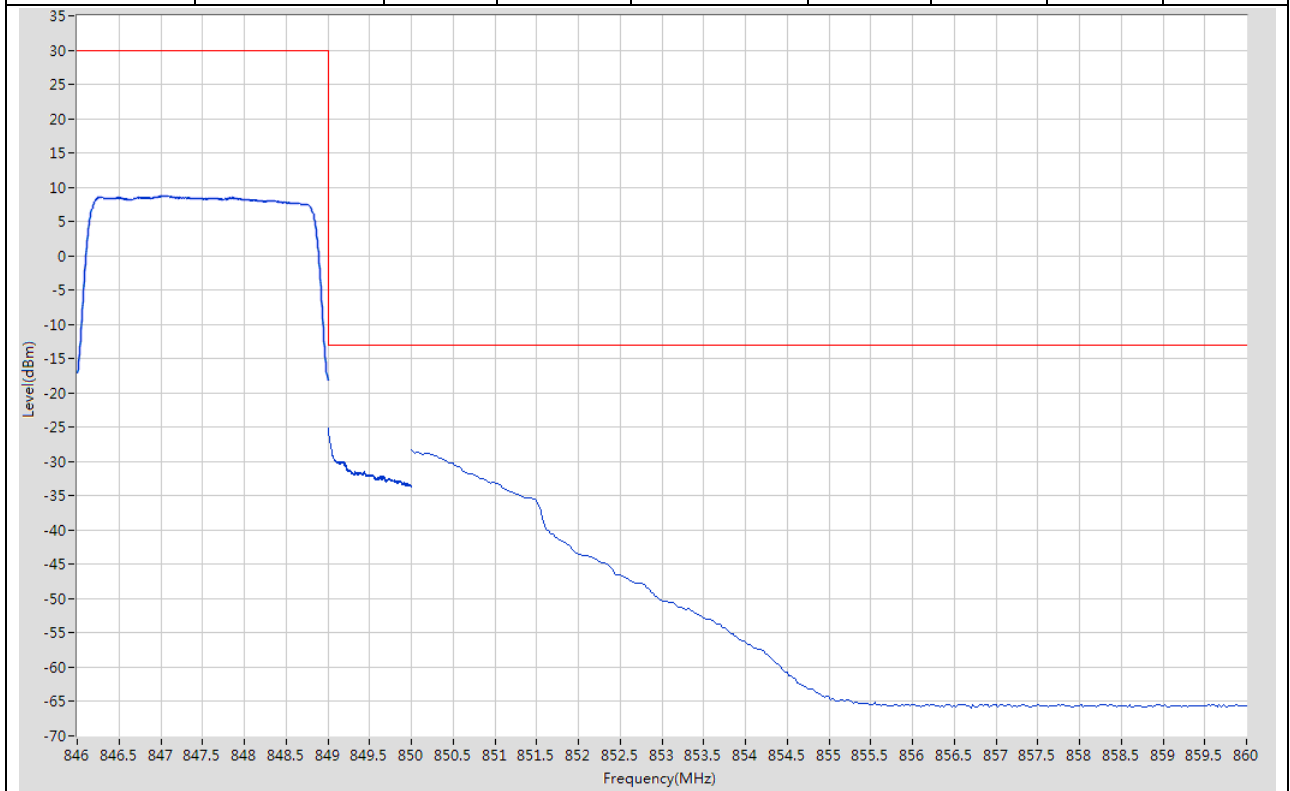
14.13. LTE Band Edge(NTNV)(Subtest:13, Channel:27025, Bandwidth:3, Modulation:QPSK, RB Number: 1, RB Position:HIGH)

| Start Frequency (MHz) | Stop Frequency (MHz) | RBW (MHz) | Detector | Frequency (MHz) | Power (dBm) | Limit (dBm) | Verdict | Sweep Point |
|-----------------------|----------------------|-----------|----------|-----------------|-------------|-------------|---------|-------------|
| 846 | 849 | 0.1 | RMS | 848.76 | 20.87 | 30 | Pass | 401 |
| 849 | 850 | 0.01 | RMS | 849 | -18.55 | -13 | Pass | 401 |
| 850 | 860 | 0.1 | RMS | 850 | -42.41 | -13 | Pass | 401 |



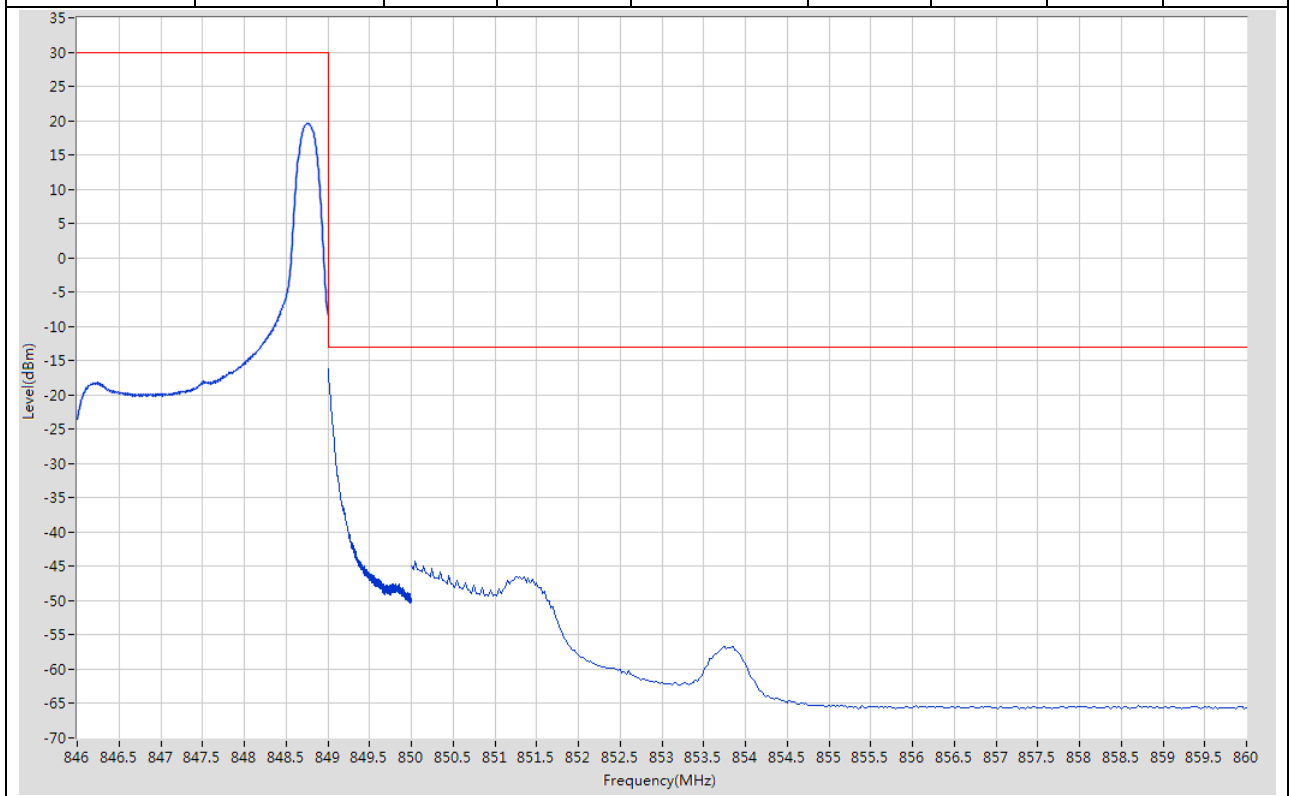
14.14. LTE Band Edge(NTNV)(Subtest:14, Channel:27025, Bandwidth:3, Modulation:QPSK, RB Number: 15, RB Position:HIGH)

| Start Frequency (MHz) | Stop Frequency (MHz) | RBW (MHz) | Detector | Frequency (MHz) | Power (dBm) | Limit (dBm) | Verdict | Sweep Point |
|-----------------------|----------------------|-----------|----------|-----------------|-------------|-------------|---------|-------------|
| 846 | 849 | 0.1 | RMS | 847.065 | 8.76 | 30 | Pass | 401 |
| 849 | 850 | 0.03 | RMS | 849 | -25.15 | -13 | Pass | 401 |
| 850 | 860 | 0.1 | RMS | 850 | -28.33 | -13 | Pass | 401 |



14.15. LTE Band Edge(NTNV)(Subtest:15, Channel:27025, Bandwidth:3, Modulation:Q16, RB Number: 1, RB Position:HIGH)

| Start Frequency (MHz) | Stop Frequency (MHz) | RBW (MHz) | Detector | Frequency (MHz) | Power (dBm) | Limit (dBm) | Verdict | Sweep Point |
|-----------------------|----------------------|-----------|----------|-----------------|-------------|-------------|---------|-------------|
| 846 | 849 | 0.1 | RMS | 848.753 | 19.6 | 30 | Pass | 401 |
| 849 | 850 | 0.03 | RMS | 849 | -16.13 | -13 | Pass | 401 |
| 850 | 860 | 0.1 | RMS | 850.05 | -44.21 | -13 | Pass | 401 |



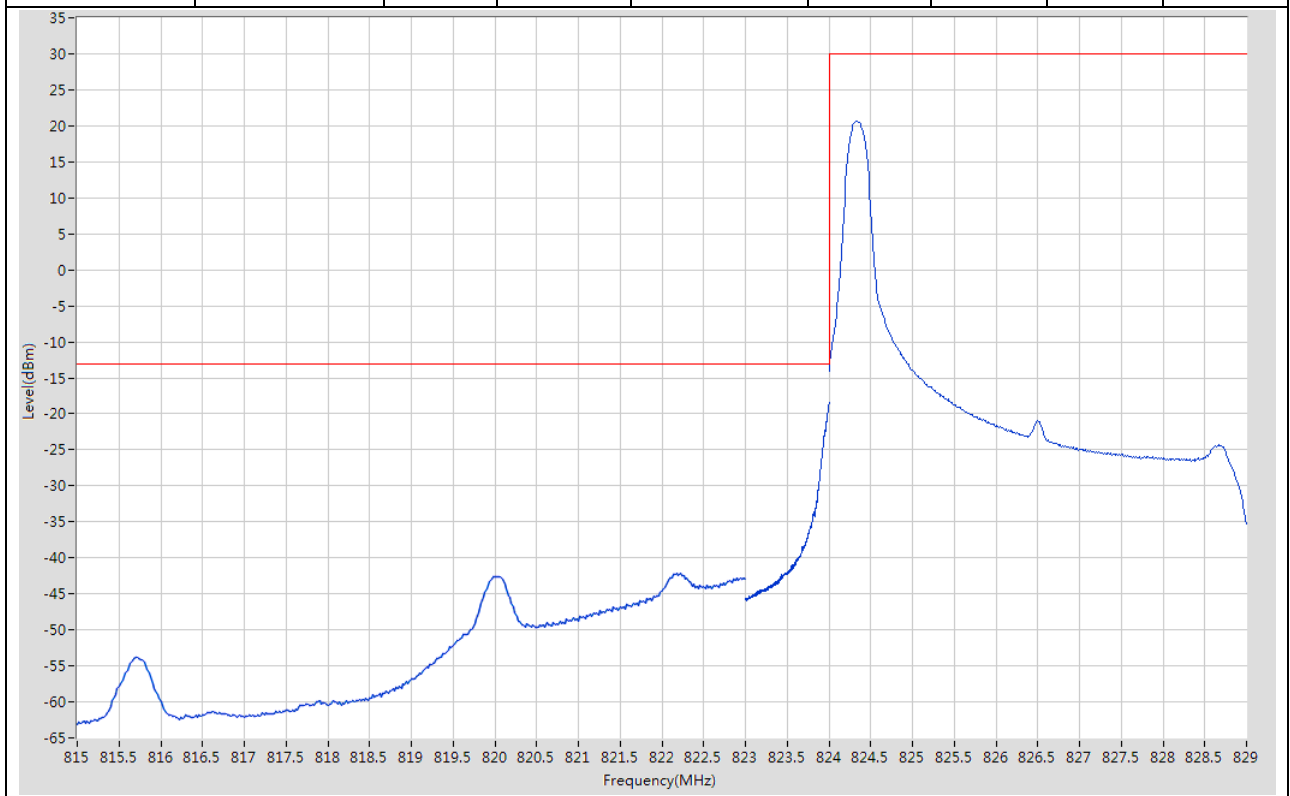
14.16. LTE Band Edge(NTNV)(Subtest:16, Channel:27025, Bandwidth:3, Modulation:Q16, RB Number: 15, RB Position:HIGH)

| Start Frequency (MHz) | Stop Frequency (MHz) | RBW (MHz) | Detector | Frequency (MHz) | Power (dBm) | Limit (dBm) | Verdict | Sweep Point |
|-----------------------|----------------------|-----------|----------|-----------------|-------------|-------------|---------|-------------|
| 846 | 849 | 0.1 | RMS | 846.465 | 7.76 | 30 | Pass | 401 |
| 849 | 850 | 0.03 | RMS | 849 | -25.68 | -13 | Pass | 401 |
| 850 | 860 | 0.1 | RMS | 850 | -29.32 | -13 | Pass | 401 |



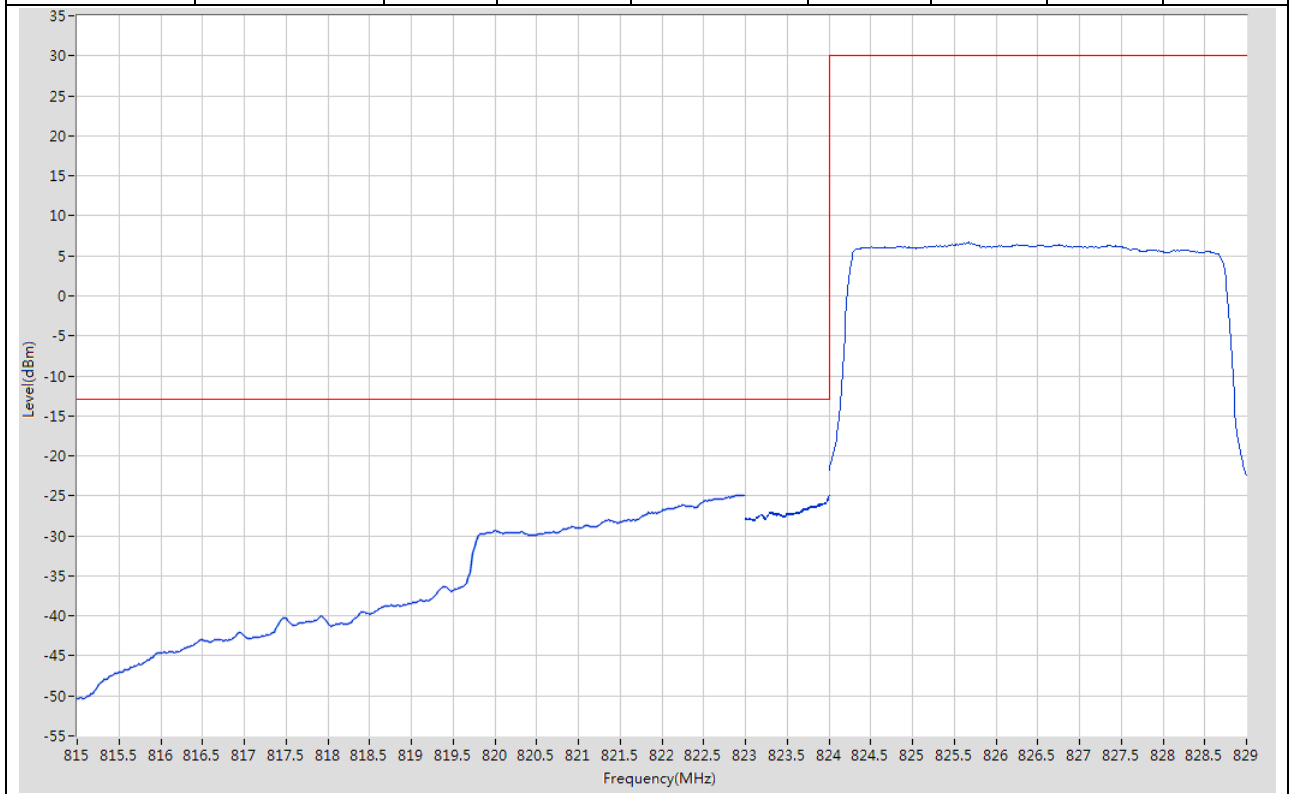
14.17. LTE Band Edge(NTNV)(Subtest:17, Channel:26815, Bandwidth:5, Modulation:QPSK, RB Number: 1, RB Position:LOW)

| Start Frequency (MHz) | Stop Frequency (MHz) | RBW (MHz) | Detector | Frequency (MHz) | Power (dBm) | Limit (dBm) | Verdict | Sweep Point |
|-----------------------|----------------------|-----------|----------|-----------------|-------------|-------------|---------|-------------|
| 815 | 823 | 0.1 | RMS | 822.22 | -42.08 | -13 | Pass | 401 |
| 823 | 824 | 0.051 | RMS | 824 | -18.43 | -13 | Pass | 401 |
| 824 | 829 | 0.1 | RMS | 824.338 | 20.6 | 30 | Pass | 401 |



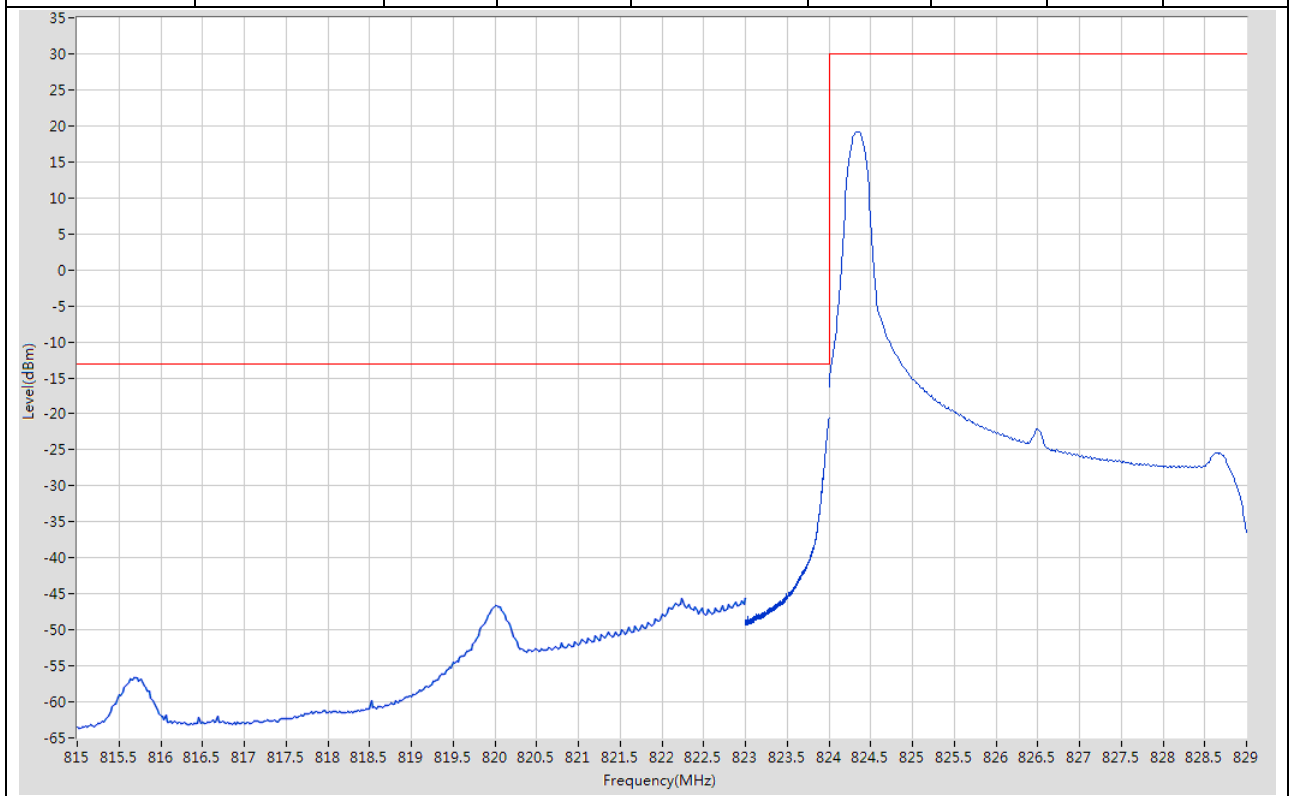
14.18. LTE Band Edge(NTNV)(Subtest:18, Channel:26815, Bandwidth:5, Modulation:QPSK, RB Number: 25, RB Position:LOW)

| Start Frequency (MHz) | Stop Frequency (MHz) | RBW (MHz) | Detector | Frequency (MHz) | Power (dBm) | Limit (dBm) | Verdict | Sweep Point |
|-----------------------|----------------------|-----------|----------|-----------------|-------------|-------------|---------|-------------|
| 815 | 823 | 0.1 | RMS | 822.98 | -24.92 | -13 | Pass | 401 |
| 823 | 824 | 0.051 | RMS | 824 | -25 | -13 | Pass | 401 |
| 824 | 829 | 0.1 | RMS | 825.675 | 6.69 | 30 | Pass | 401 |



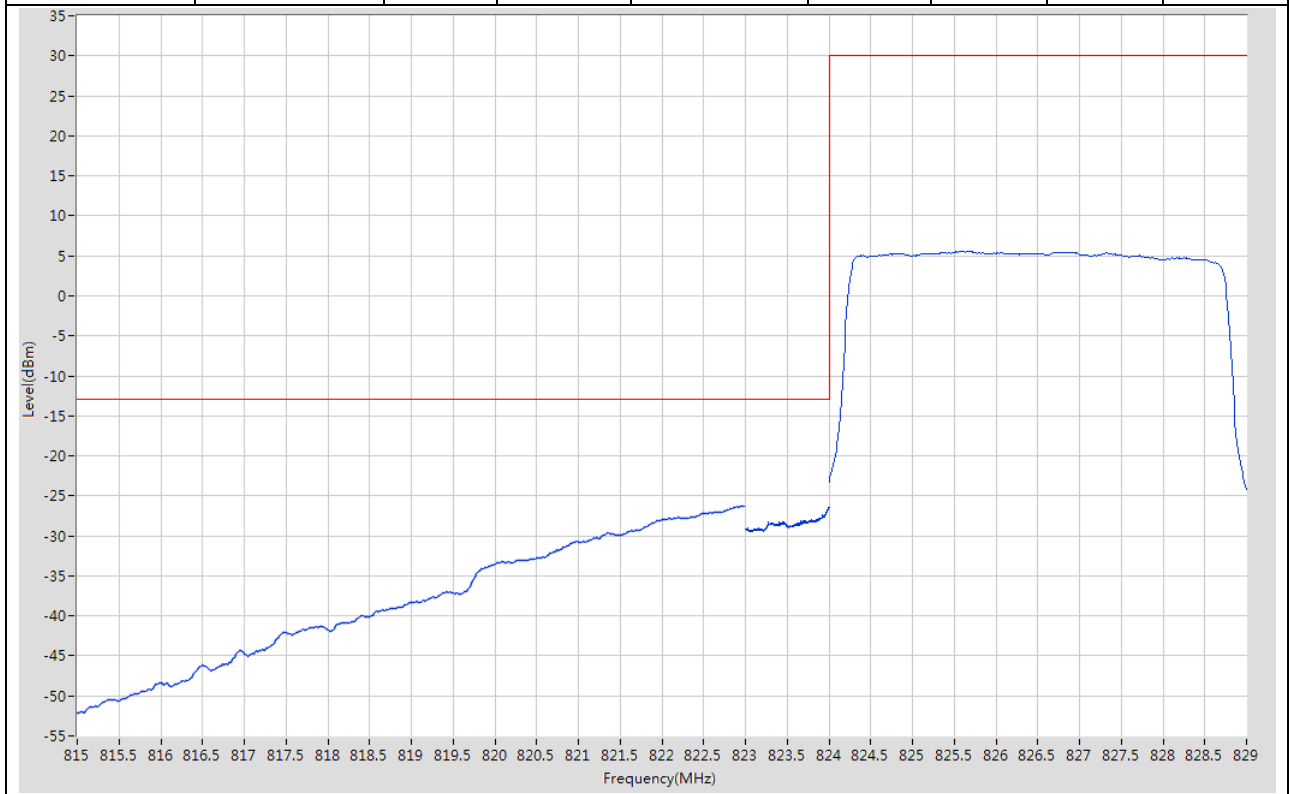
14.19. LTE Band Edge(NTNV)(Subtest:19, Channel:26815, Bandwidth:5, Modulation:Q16, RB Number: 1, RB Position:LOW)

| Start Frequency (MHz) | Stop Frequency (MHz) | RBW (MHz) | Detector | Frequency (MHz) | Power (dBm) | Limit (dBm) | Verdict | Sweep Point |
|-----------------------|----------------------|-----------|----------|-----------------|-------------|-------------|---------|-------------|
| 815 | 823 | 0.1 | RMS | 823 | -45.49 | -13 | Pass | 401 |
| 823 | 824 | 0.051 | RMS | 824 | -20.54 | -13 | Pass | 401 |
| 824 | 829 | 0.1 | RMS | 824.338 | 19.18 | 30 | Pass | 401 |



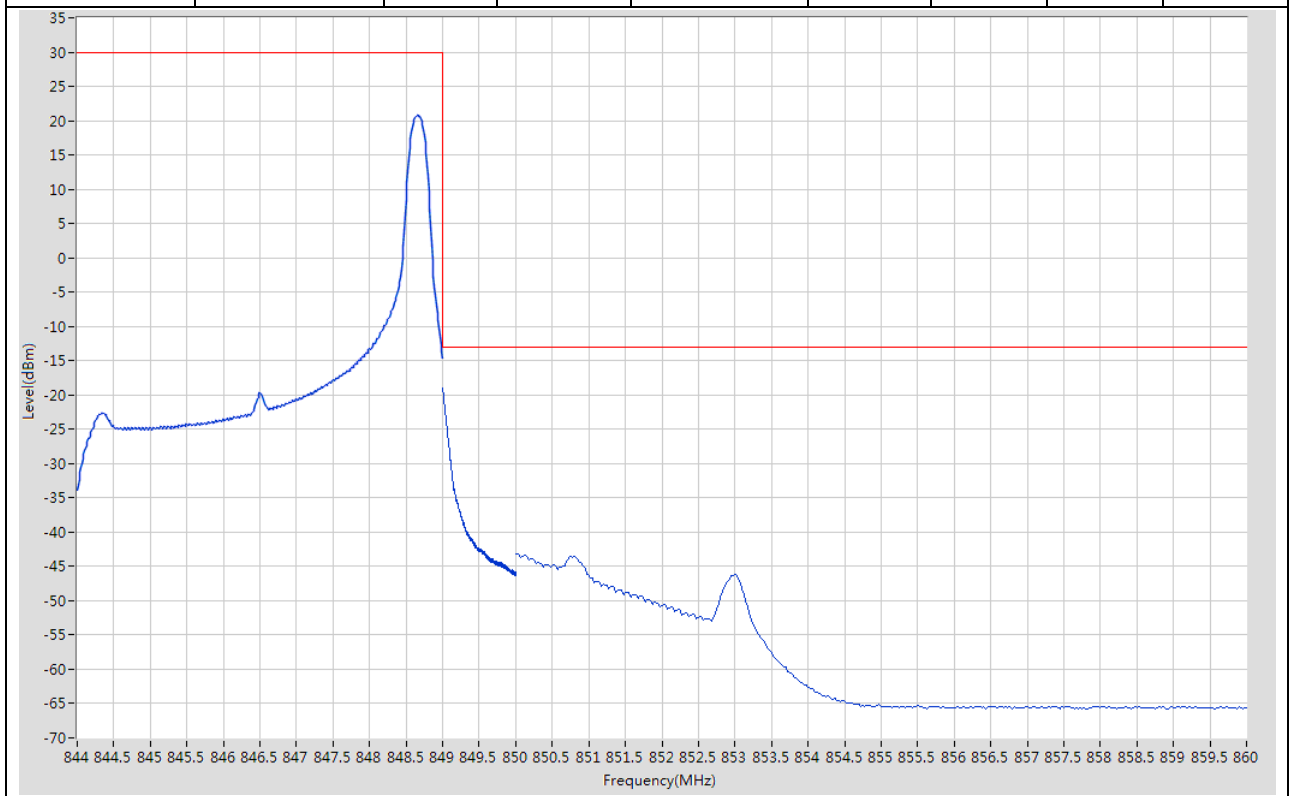
14.20. LTE Band Edge(NTNV)(Subtest:20, Channel:26815, Bandwidth:5, Modulation:Q16, RB Number: 25, RB Position:LOW)

| Start Frequency (MHz) | Stop Frequency (MHz) | RBW (MHz) | Detector | Frequency (MHz) | Power (dBm) | Limit (dBm) | Verdict | Sweep Point |
|-----------------------|----------------------|-----------|----------|-----------------|-------------|-------------|---------|-------------|
| 815 | 823 | 0.1 | RMS | 822.96 | -26.32 | -13 | Pass | 401 |
| 823 | 824 | 0.051 | RMS | 824 | -26.43 | -13 | Pass | 401 |
| 824 | 829 | 0.1 | RMS | 825.575 | 5.62 | 30 | Pass | 401 |



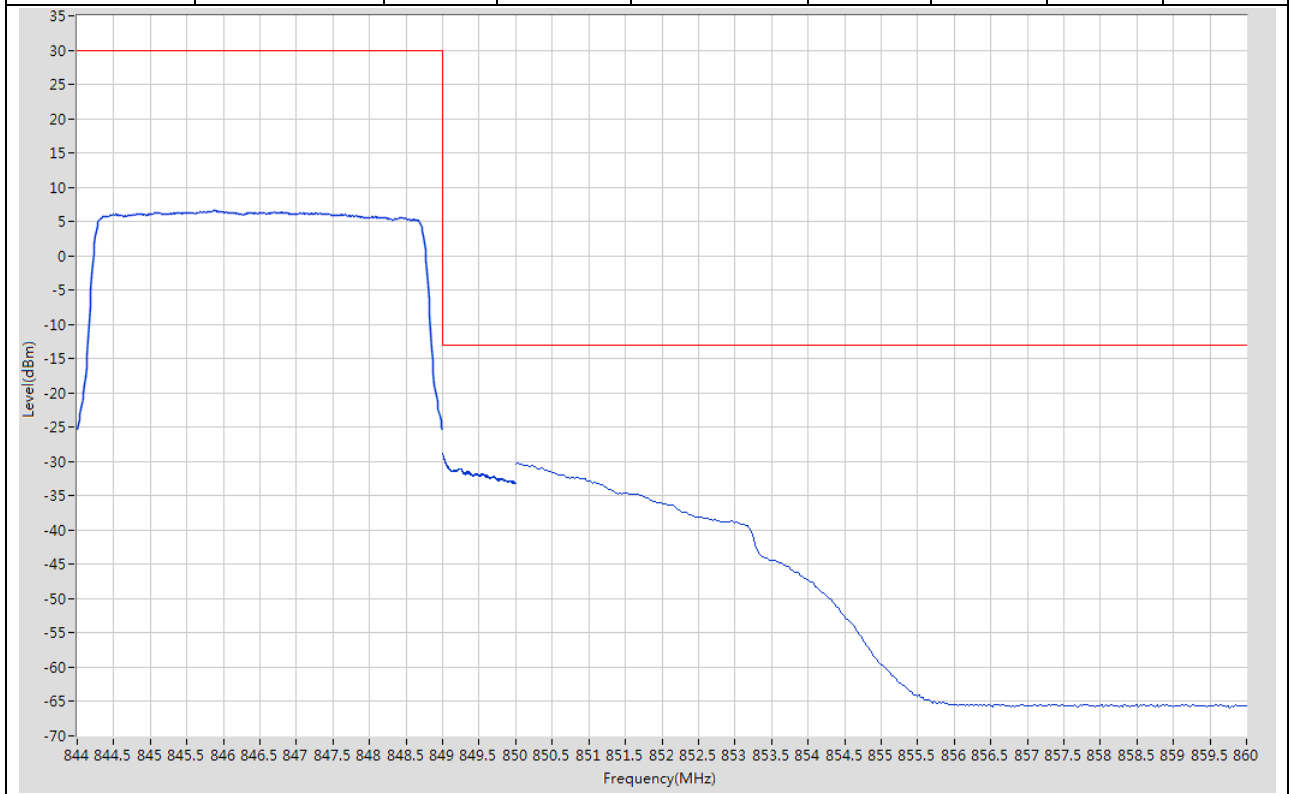
14.21. LTE Band Edge(NTNV)(Subtest:21, Channel:27015, Bandwidth:5, Modulation:QPSK, RB Number: 1, RB Position:HIGH)

| Start Frequency (MHz) | Stop Frequency (MHz) | RBW (MHz) | Detector | Frequency (MHz) | Power (dBm) | Limit (dBm) | Verdict | Sweep Point |
|-----------------------|----------------------|-----------|----------|-----------------|-------------|-------------|---------|-------------|
| 844 | 849 | 0.1 | RMS | 848.663 | 20.77 | 30 | Pass | 401 |
| 849 | 850 | 0.051 | RMS | 849 | -19.03 | -13 | Pass | 401 |
| 850 | 860 | 0.1 | RMS | 850.025 | -43.24 | -13 | Pass | 401 |



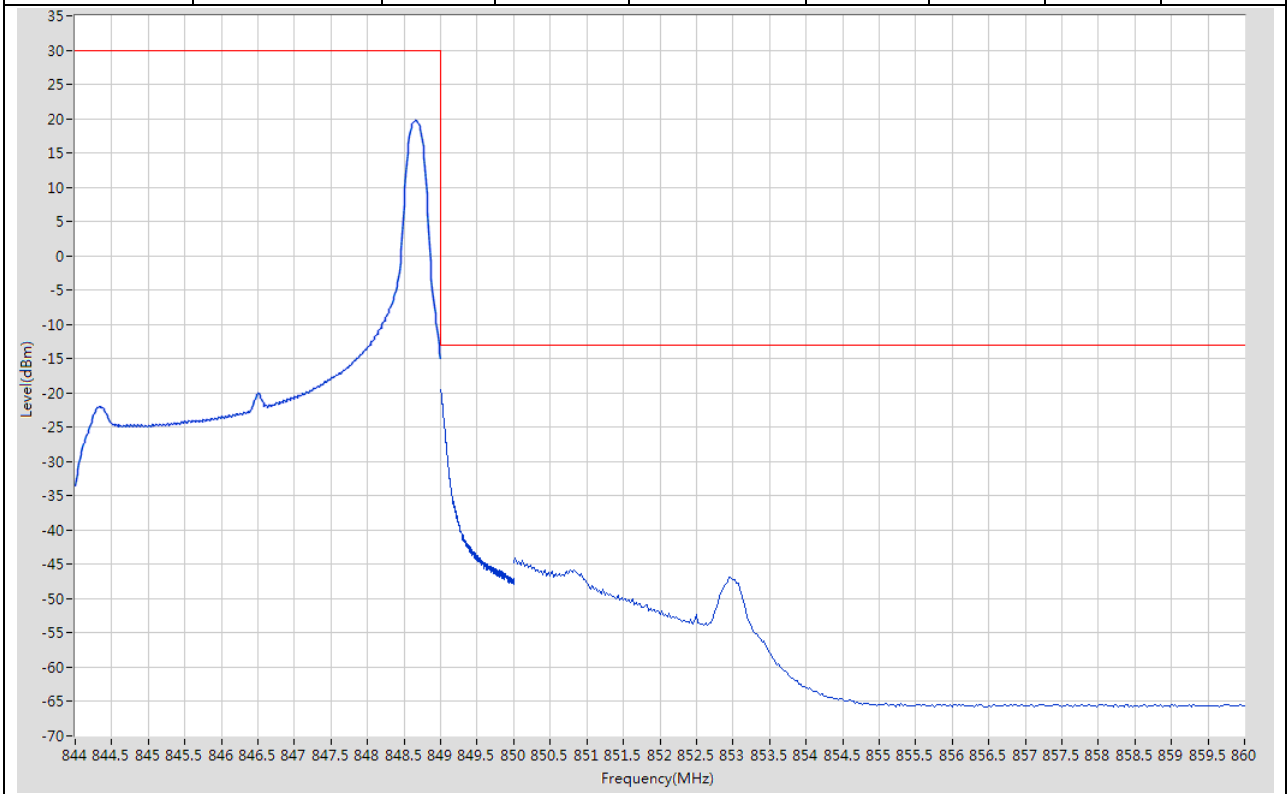
14.22. LTE Band Edge(NTNV)(Subtest:22, Channel:27015, Bandwidth:5, Modulation:QPSK, RB Number: 25, RB Position:HIGH)

| Start Frequency (MHz) | Stop Frequency (MHz) | RBW (MHz) | Detector | Frequency (MHz) | Power (dBm) | Limit (dBm) | Verdict | Sweep Point |
|-----------------------|----------------------|-----------|----------|-----------------|-------------|-------------|---------|-------------|
| 844 | 849 | 0.1 | RMS | 845.85 | 6.56 | 30 | Pass | 401 |
| 849 | 850 | 0.051 | RMS | 849 | -28.76 | -13 | Pass | 401 |
| 850 | 860 | 0.1 | RMS | 850.025 | -30.28 | -13 | Pass | 401 |



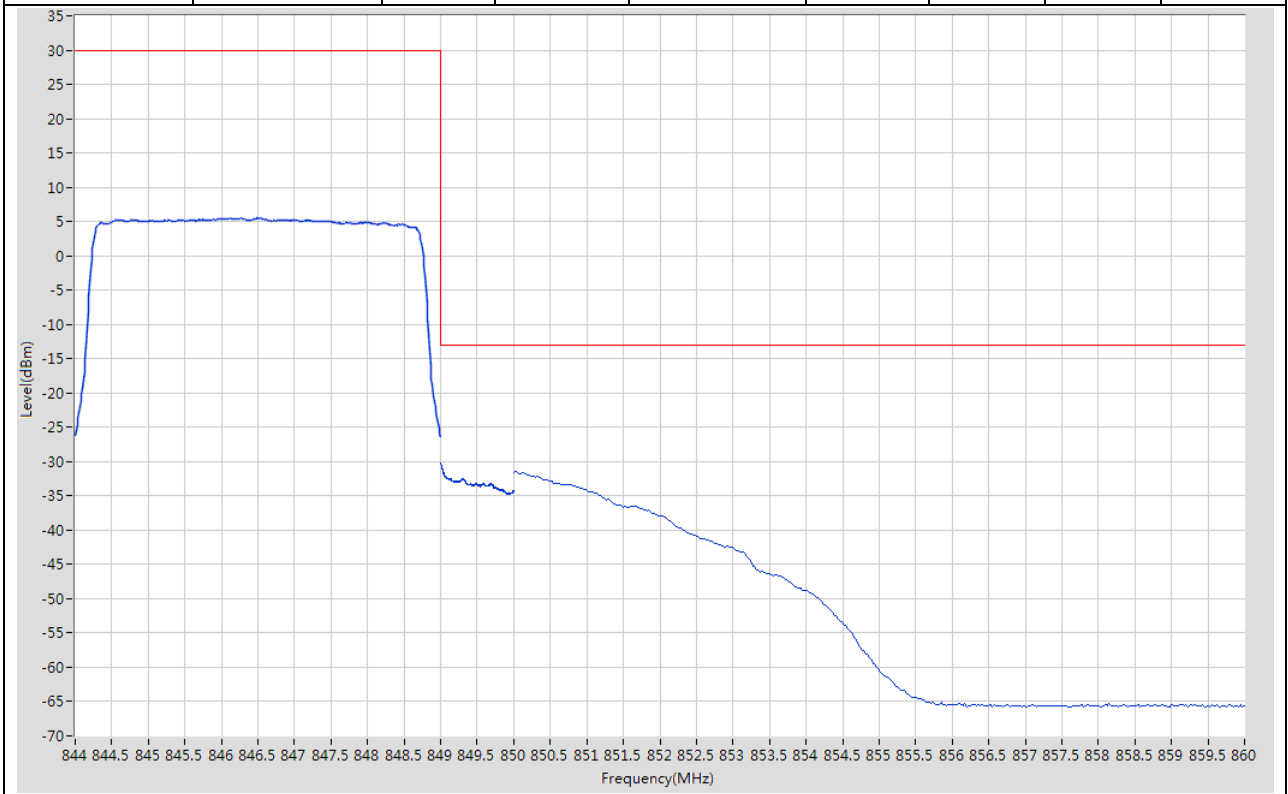
14.23. LTE Band Edge(NTNV)(Subtest:23, Channel:27015, Bandwidth:5, Modulation:Q16, RB Number: 1, RB Position:HIGH)

| Start Frequency (MHz) | Stop Frequency (MHz) | RBW (MHz) | Detector | Frequency (MHz) | Power (dBm) | Limit (dBm) | Verdict | Sweep Point |
|-----------------------|----------------------|-----------|----------|-----------------|-------------|-------------|---------|-------------|
| 844 | 849 | 0.1 | RMS | 848.663 | 19.74 | 30 | Pass | 401 |
| 849 | 850 | 0.051 | RMS | 849 | -19.45 | -13 | Pass | 401 |
| 850 | 860 | 0.1 | RMS | 850.025 | -44.13 | -13 | Pass | 401 |



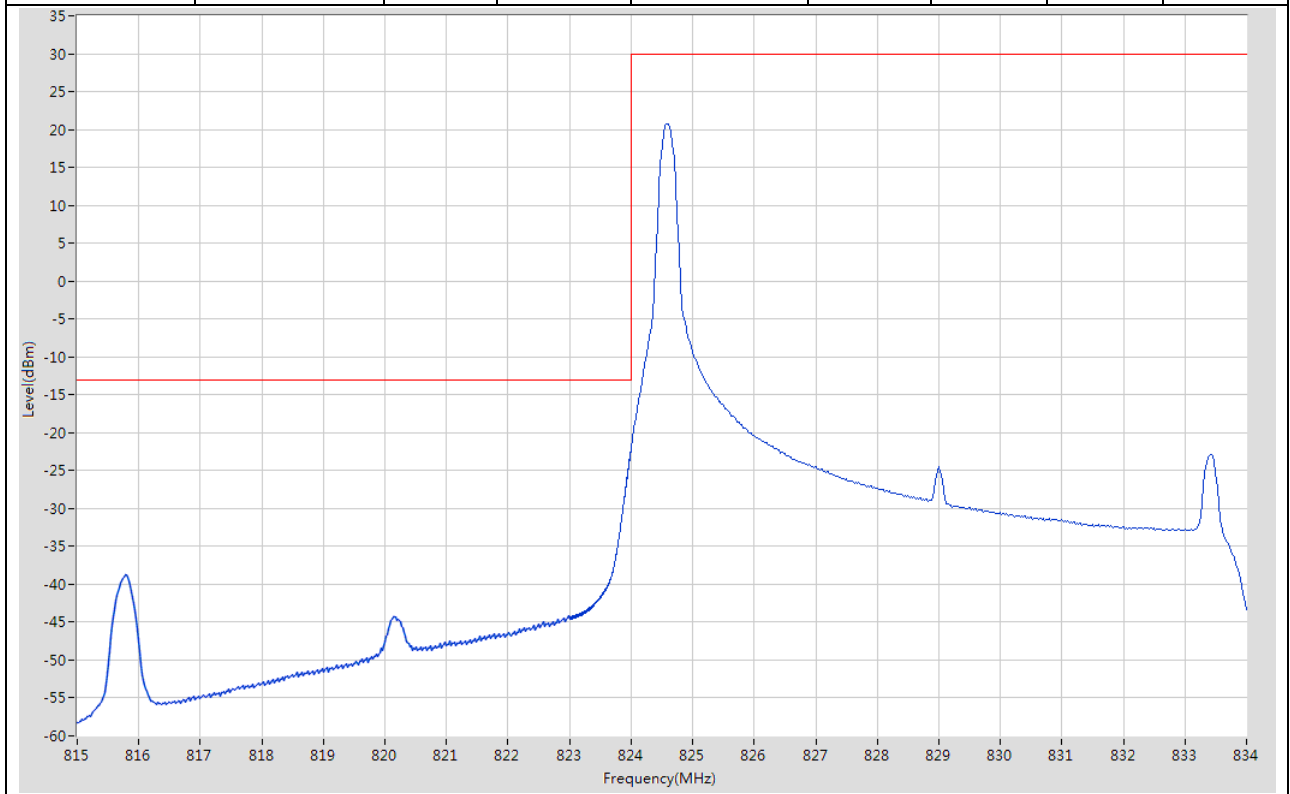
14.24. LTE Band Edge(NTNV)(Subtest:24, Channel:27015, Bandwidth:5, Modulation:Q16, RB Number: 25, RB Position:HIGH)

| Start Frequency (MHz) | Stop Frequency (MHz) | RBW (MHz) | Detector | Frequency (MHz) | Power (dBm) | Limit (dBm) | Verdict | Sweep Point |
|-----------------------|----------------------|-----------|----------|-----------------|-------------|-------------|---------|-------------|
| 844 | 849 | 0.1 | RMS | 846.263 | 5.55 | 30 | Pass | 401 |
| 849 | 850 | 0.051 | RMS | 849 | -30.15 | -13 | Pass | 401 |
| 850 | 860 | 0.1 | RMS | 850.025 | -31.51 | -13 | Pass | 401 |



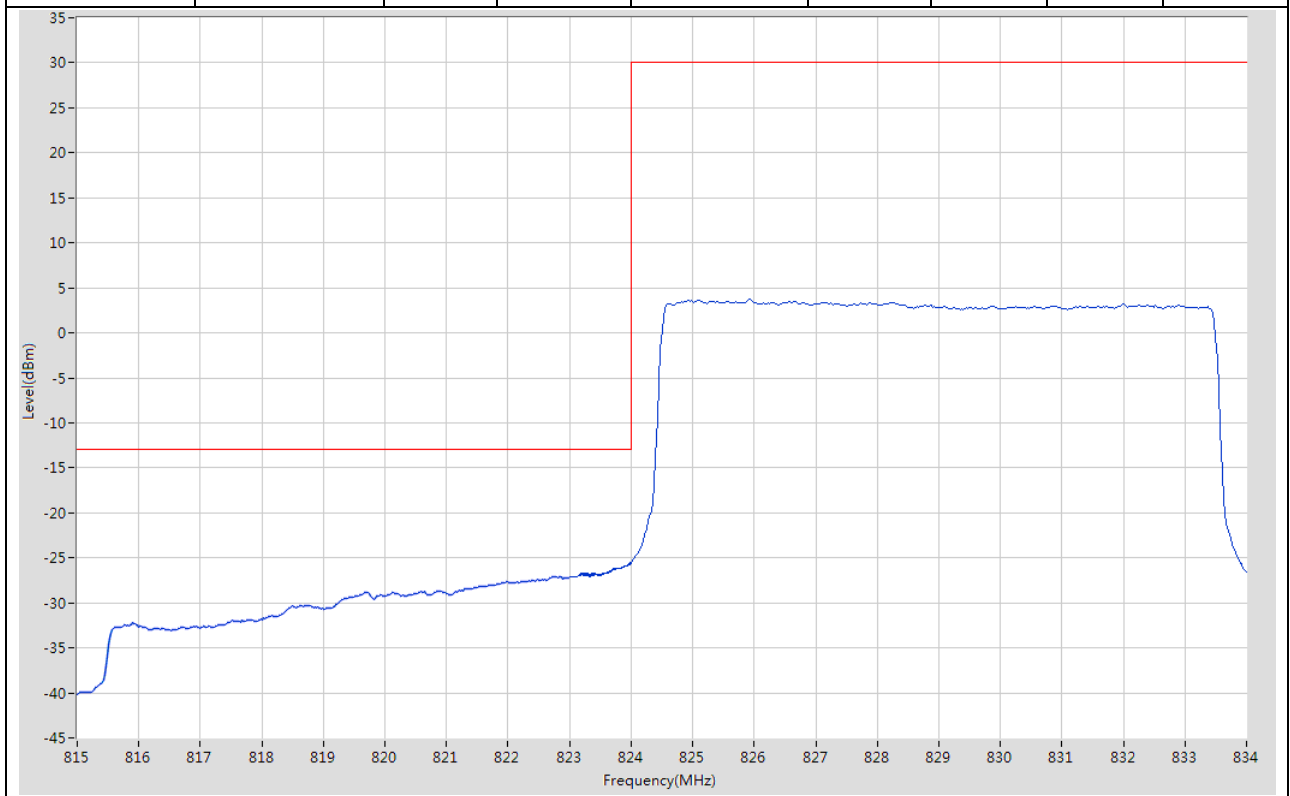
14.25. LTE Band Edge(NTNV)(Subtest:25, Channel:26840, Bandwidth:10, Modulation:QPSK, RB Number: 1, RB Position:LOW)

| Start Frequency (MHz) | Stop Frequency (MHz) | RBW (MHz) | Detector | Frequency (MHz) | Power (dBm) | Limit (dBm) | Verdict | Sweep Point |
|-----------------------|----------------------|-----------|----------|-----------------|-------------|-------------|---------|-------------|
| 815 | 823 | 0.1 | RMS | 815.8 | -38.8 | -13 | Pass | 401 |
| 823 | 824 | 0.1 | RMS | 824 | -22.18 | -13 | Pass | 401 |
| 824 | 834 | 0.1 | RMS | 824.6 | 20.72 | 30 | Pass | 401 |



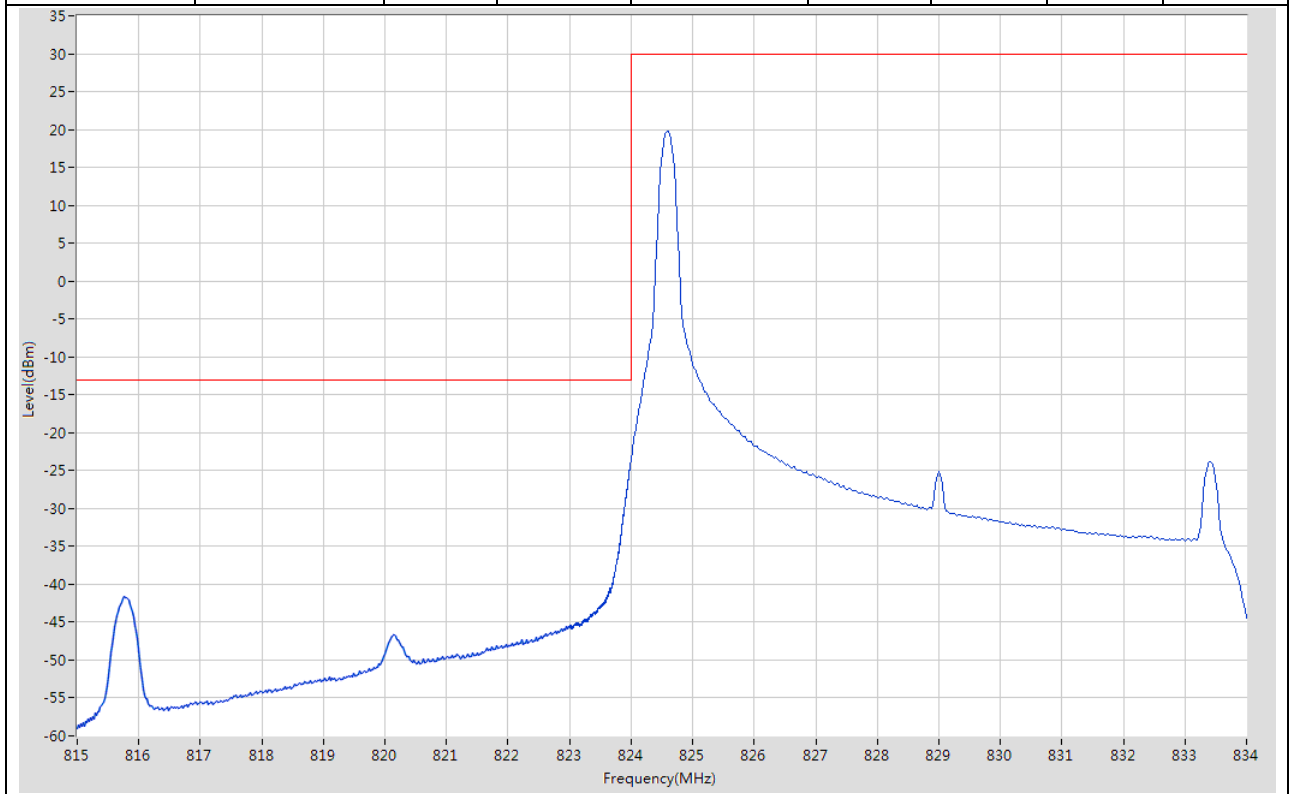
14.26. LTE Band Edge(NTNV)(Subtest:26, Channel:26840, Bandwidth:10, Modulation:QPSK, RB Number: 50, RB Position:LOW)

| Start Frequency (MHz) | Stop Frequency (MHz) | RBW (MHz) | Detector | Frequency (MHz) | Power (dBm) | Limit (dBm) | Verdict | Sweep Point |
|-----------------------|----------------------|-----------|----------|-----------------|-------------|-------------|---------|-------------|
| 815 | 823 | 0.1 | RMS | 822.78 | -27.07 | -13 | Pass | 401 |
| 823 | 824 | 0.1 | RMS | 824 | -25.45 | -13 | Pass | 401 |
| 824 | 834 | 0.1 | RMS | 825.925 | 3.7 | 30 | Pass | 401 |



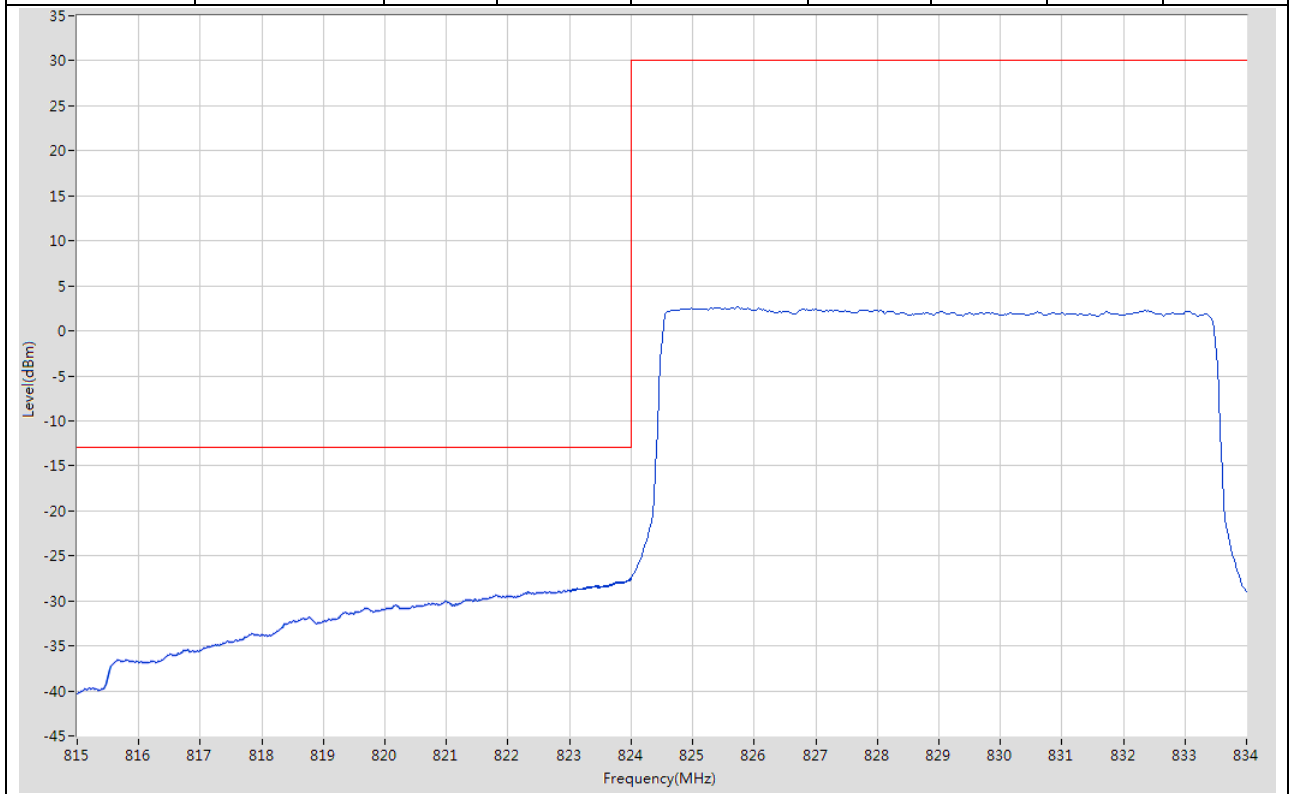
14.27. LTE Band Edge(NTNV)(Subtest:27, Channel:26840, Bandwidth:10, Modulation:Q16, RB Number: 1, RB Position:LOW)

| Start Frequency (MHz) | Stop Frequency (MHz) | RBW (MHz) | Detector | Frequency (MHz) | Power (dBm) | Limit (dBm) | Verdict | Sweep Point |
|-----------------------|----------------------|-----------|----------|-----------------|-------------|-------------|---------|-------------|
| 815 | 823 | 0.1 | RMS | 815.76 | -41.57 | -13 | Pass | 401 |
| 823 | 824 | 0.1 | RMS | 824 | -23.52 | -13 | Pass | 401 |
| 824 | 834 | 0.1 | RMS | 824.6 | 19.7 | 30 | Pass | 401 |



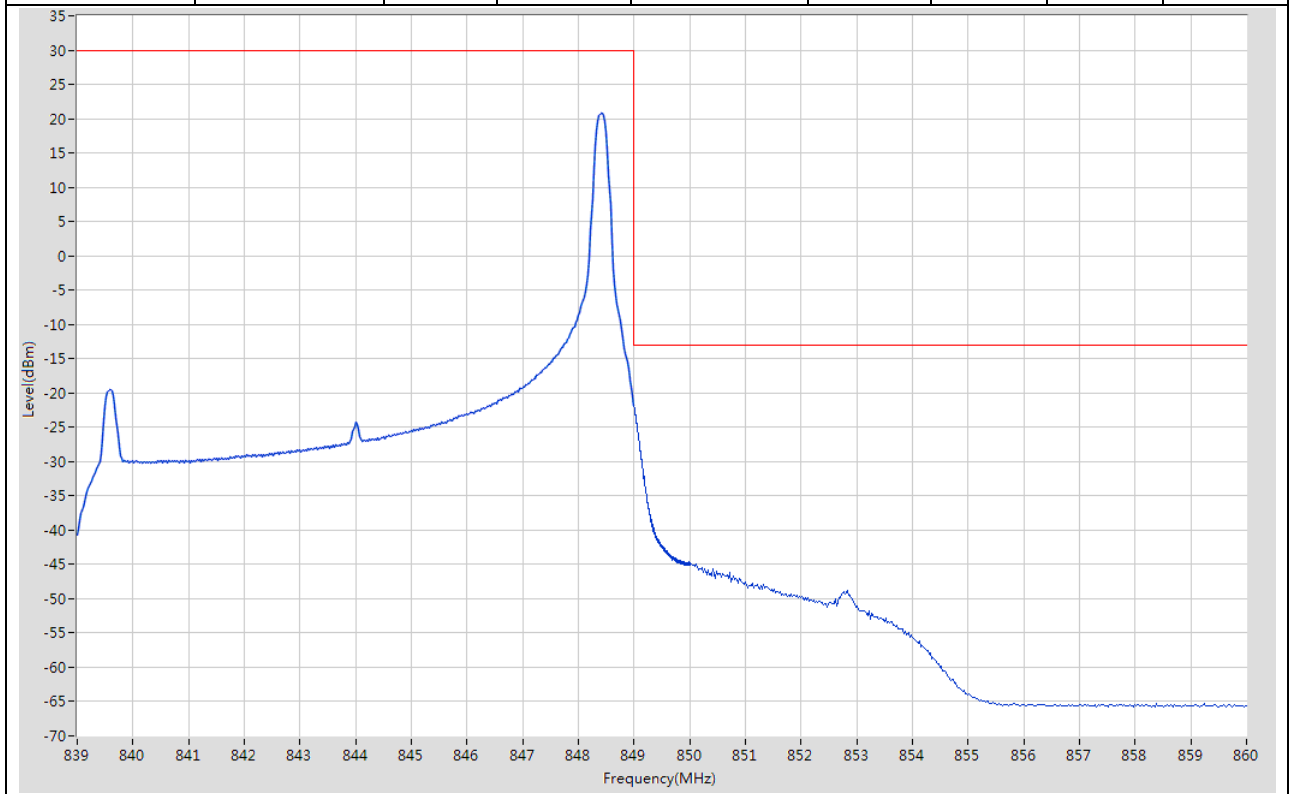
14.28. LTE Band Edge(NTNV)(Subtest:28, Channel:26840, Bandwidth:10, Modulation:Q16, RB Number: 50, RB Position:LOW)

| Start Frequency (MHz) | Stop Frequency (MHz) | RBW (MHz) | Detector | Frequency (MHz) | Power (dBm) | Limit (dBm) | Verdict | Sweep Point |
|-----------------------|----------------------|-----------|----------|-----------------|-------------|-------------|---------|-------------|
| 815 | 823 | 0.1 | RMS | 822.9 | -28.82 | -13 | Pass | 401 |
| 823 | 824 | 0.1 | RMS | 823.998 | -27.48 | -13 | Pass | 401 |
| 824 | 834 | 0.1 | RMS | 825.725 | 2.63 | 30 | Pass | 401 |



14.29. LTE Band Edge(NTNV)(Subtest:29, Channel:26990, Bandwidth:10, Modulation:QPSK, RB Number: 1, RB Position:HIGH)

| Start Frequency (MHz) | Stop Frequency (MHz) | RBW (MHz) | Detector | Frequency (MHz) | Power (dBm) | Limit (dBm) | Verdict | Sweep Point |
|-----------------------|----------------------|-----------|----------|-----------------|-------------|-------------|---------|-------------|
| 839 | 849 | 0.1 | RMS | 848.4 | 20.77 | 30 | Pass | 401 |
| 849 | 850 | 0.1 | RMS | 849 | -21.92 | -13 | Pass | 401 |
| 850 | 860 | 0.1 | RMS | 850 | -44.91 | -13 | Pass | 401 |



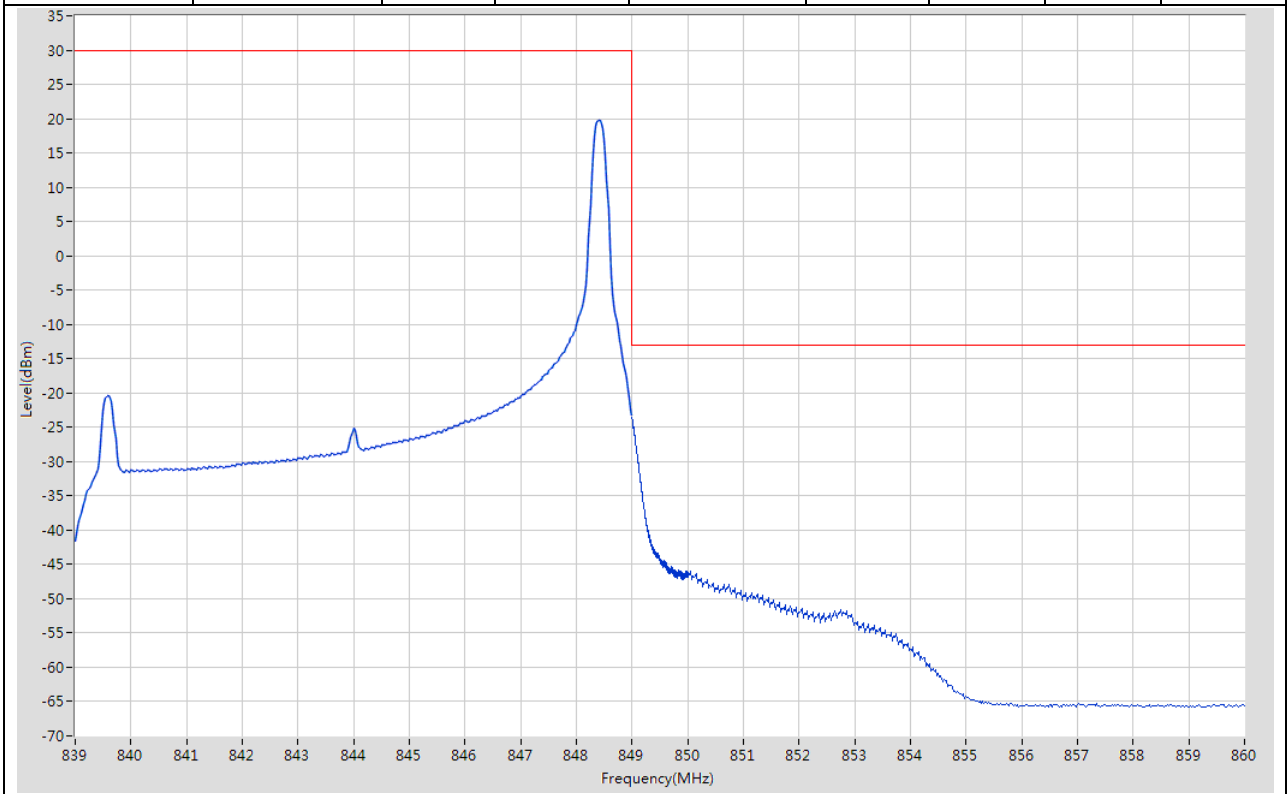
14.30. LTE Band Edge(NTNV)(Subtest:30, Channel:26990, Bandwidth:10, Modulation:QPSK, RB Number: 50, RB Position:HIGH)

| Start Frequency (MHz) | Stop Frequency (MHz) | RBW (MHz) | Detector | Frequency (MHz) | Power (dBm) | Limit (dBm) | Verdict | Sweep Point |
|-----------------------|----------------------|-----------|----------|-----------------|-------------|-------------|---------|-------------|
| 839 | 849 | 0.1 | RMS | 840.375 | 3.36 | 30 | Pass | 401 |
| 849 | 850 | 0.1 | RMS | 849.008 | -31.13 | -13 | Pass | 401 |
| 850 | 860 | 0.1 | RMS | 850.05 | -33.57 | -13 | Pass | 401 |



14.31. LTE Band Edge(NTNV)(Subtest:31, Channel:26990, Bandwidth:10, Modulation:Q16, RB Number: 1, RB Position:HIGH)

| Start Frequency (MHz) | Stop Frequency (MHz) | RBW (MHz) | Detector | Frequency (MHz) | Power (dBm) | Limit (dBm) | Verdict | Sweep Point |
|-----------------------|----------------------|-----------|----------|-----------------|-------------|-------------|---------|-------------|
| 839 | 849 | 0.1 | RMS | 848.4 | 19.72 | 30 | Pass | 401 |
| 849 | 850 | 0.1 | RMS | 849 | -23.61 | -13 | Pass | 401 |
| 850 | 860 | 0.1 | RMS | 850.05 | -46.02 | -13 | Pass | 401 |



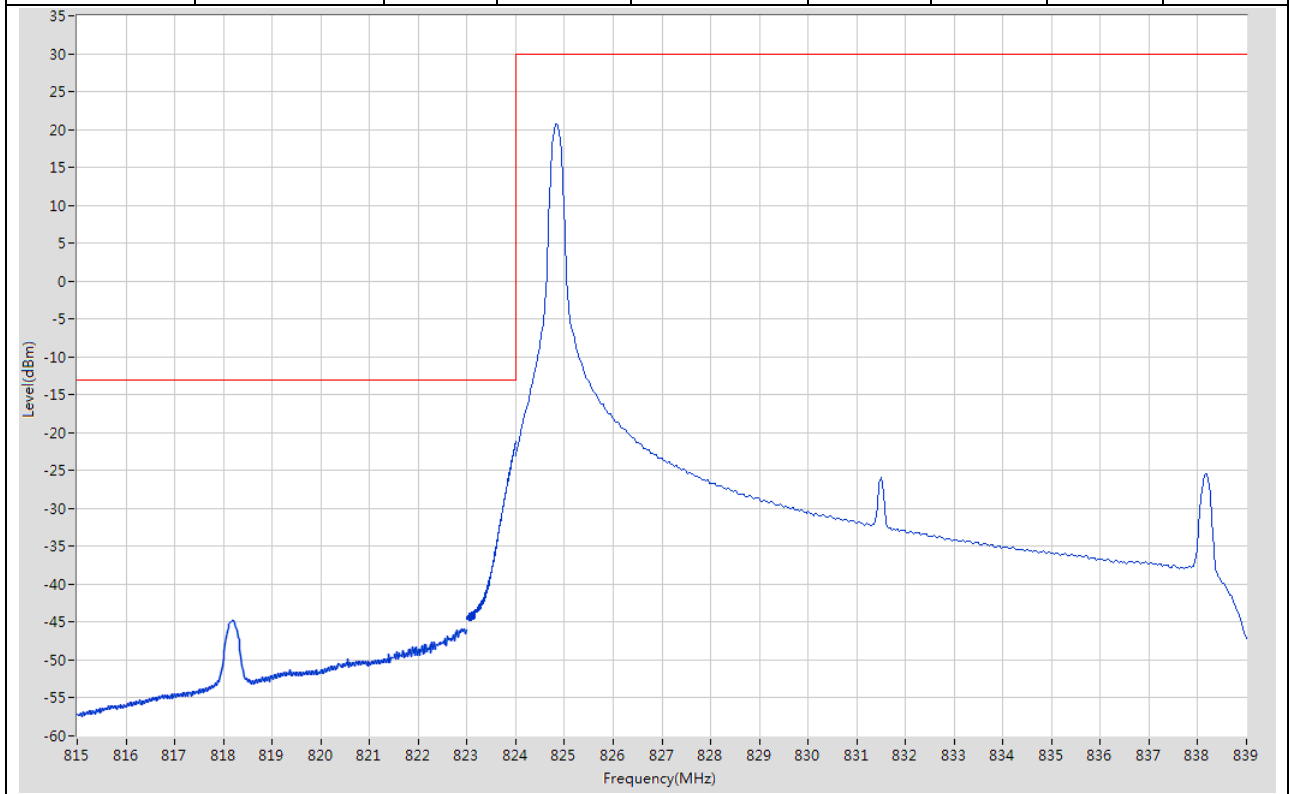
14.32. LTE Band Edge(NTNV)(Subtest:32, Channel:26990, Bandwidth:10, Modulation:Q16, RB Number: 50, RB Position:HIGH)

| Start Frequency (MHz) | Stop Frequency (MHz) | RBW (MHz) | Detector | Frequency (MHz) | Power (dBm) | Limit (dBm) | Verdict | Sweep Point |
|-----------------------|----------------------|-----------|----------|-----------------|-------------|-------------|---------|-------------|
| 839 | 849 | 0.1 | RMS | 840.75 | 2.53 | 30 | Pass | 401 |
| 849 | 850 | 0.1 | RMS | 849 | -31.75 | -13 | Pass | 401 |
| 850 | 860 | 0.1 | RMS | 850.05 | -34.16 | -13 | Pass | 401 |



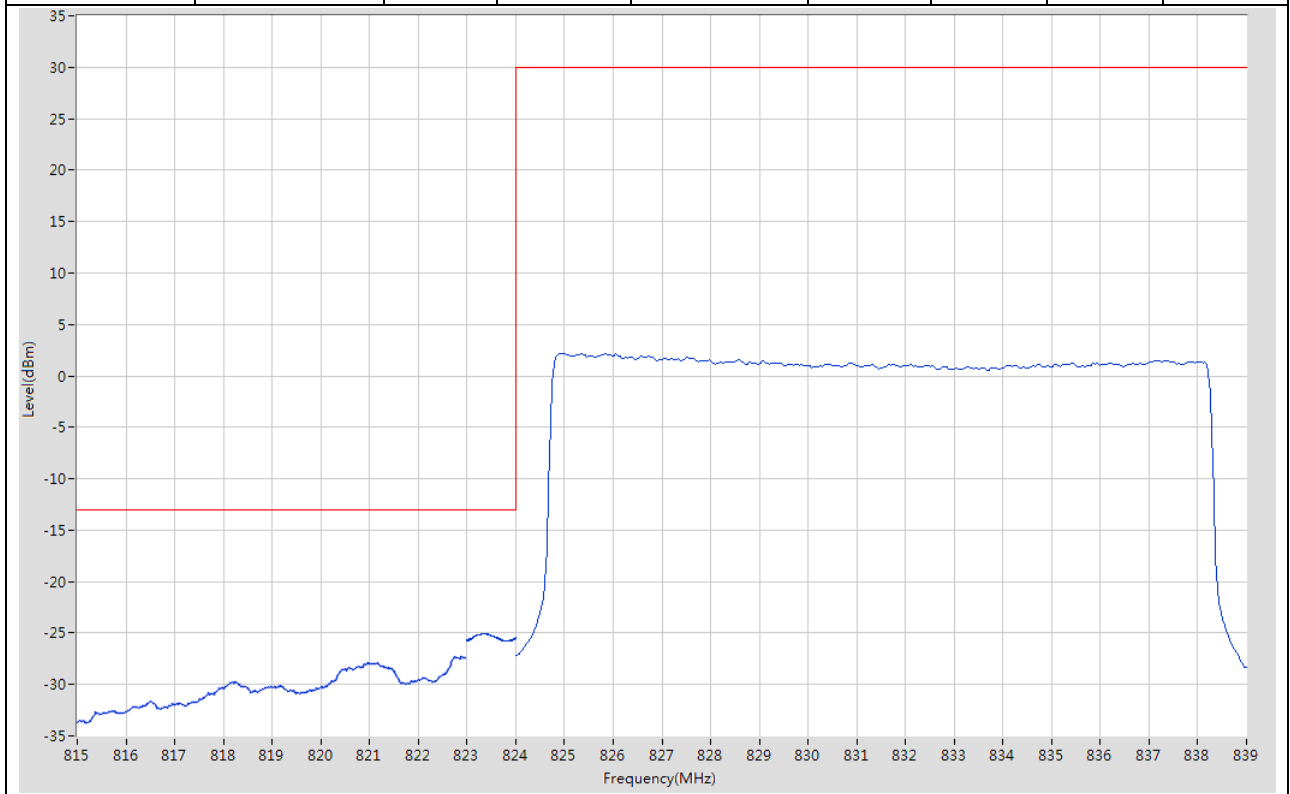
14.33. LTE Band Edge(NTNV)(Subtest:33, Channel:26865, Bandwidth:15, Modulation:QPSK, RB Number: 1, RB Position:LOW)

| Start Frequency (MHz) | Stop Frequency (MHz) | RBW (MHz) | Detector | Frequency (MHz) | Power (dBm) | Limit (dBm) | Verdict | Sweep Point |
|-----------------------|----------------------|-----------|----------|-----------------|-------------|-------------|---------|-------------|
| 815 | 823 | 0.1 | RMS | 818.18 | -44.78 | -13 | Pass | 401 |
| 823 | 824 | 0.15 | RMS | 824 | -21.14 | -13 | Pass | 401 |
| 824 | 839 | 0.1 | RMS | 824.825 | 20.67 | 30 | Pass | 401 |



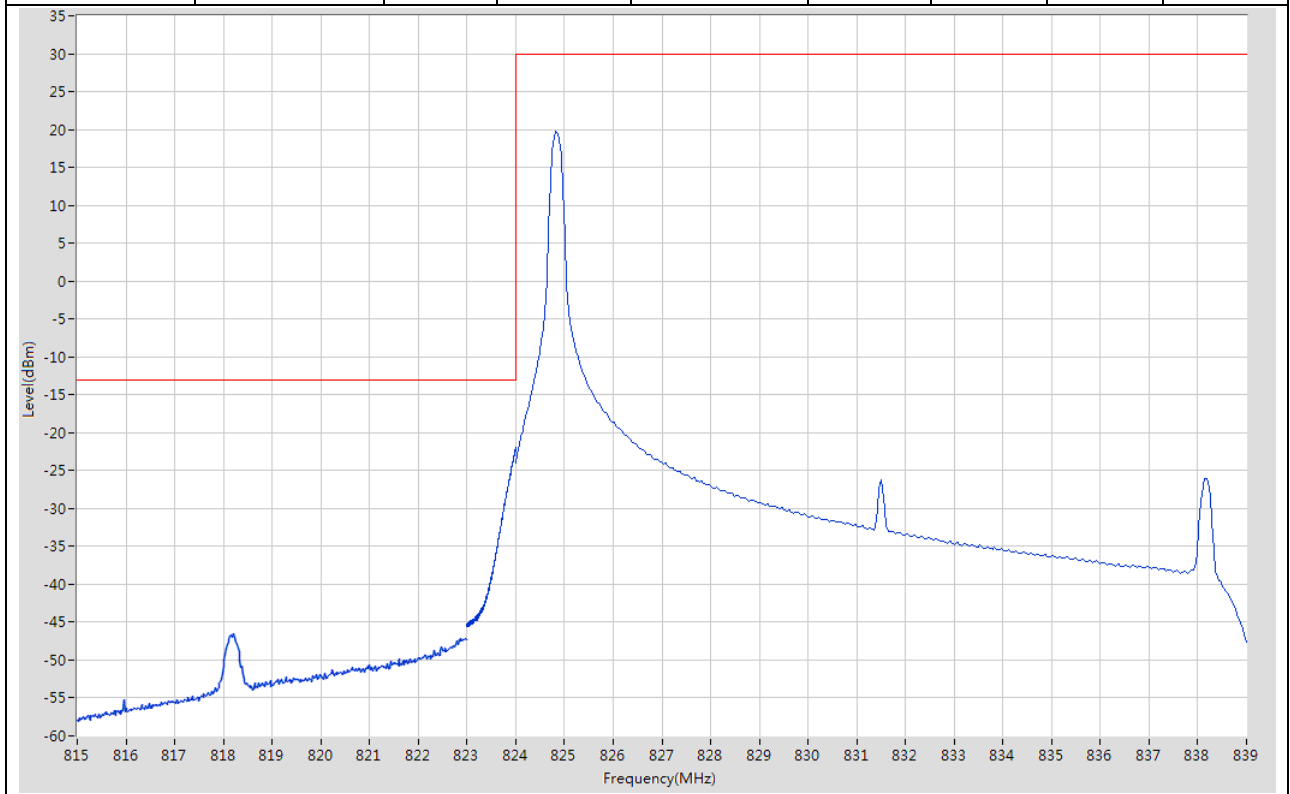
14.34. LTE Band Edge(NTNV)(Subtest:34, Channel:26865, Bandwidth:15, Modulation:QPSK, RB Number: 75, RB Position:LOW)

| Start Frequency (MHz) | Stop Frequency (MHz) | RBW (MHz) | Detector | Frequency (MHz) | Power (dBm) | Limit (dBm) | Verdict | Sweep Point |
|-----------------------|----------------------|-----------|----------|-----------------|-------------|-------------|---------|-------------|
| 815 | 823 | 0.1 | RMS | 822.74 | -27.3 | -13 | Pass | 401 |
| 823 | 824 | 0.15 | RMS | 823.365 | -25.01 | -13 | Pass | 401 |
| 824 | 839 | 0.1 | RMS | 824.9 | 2.19 | 30 | Pass | 401 |



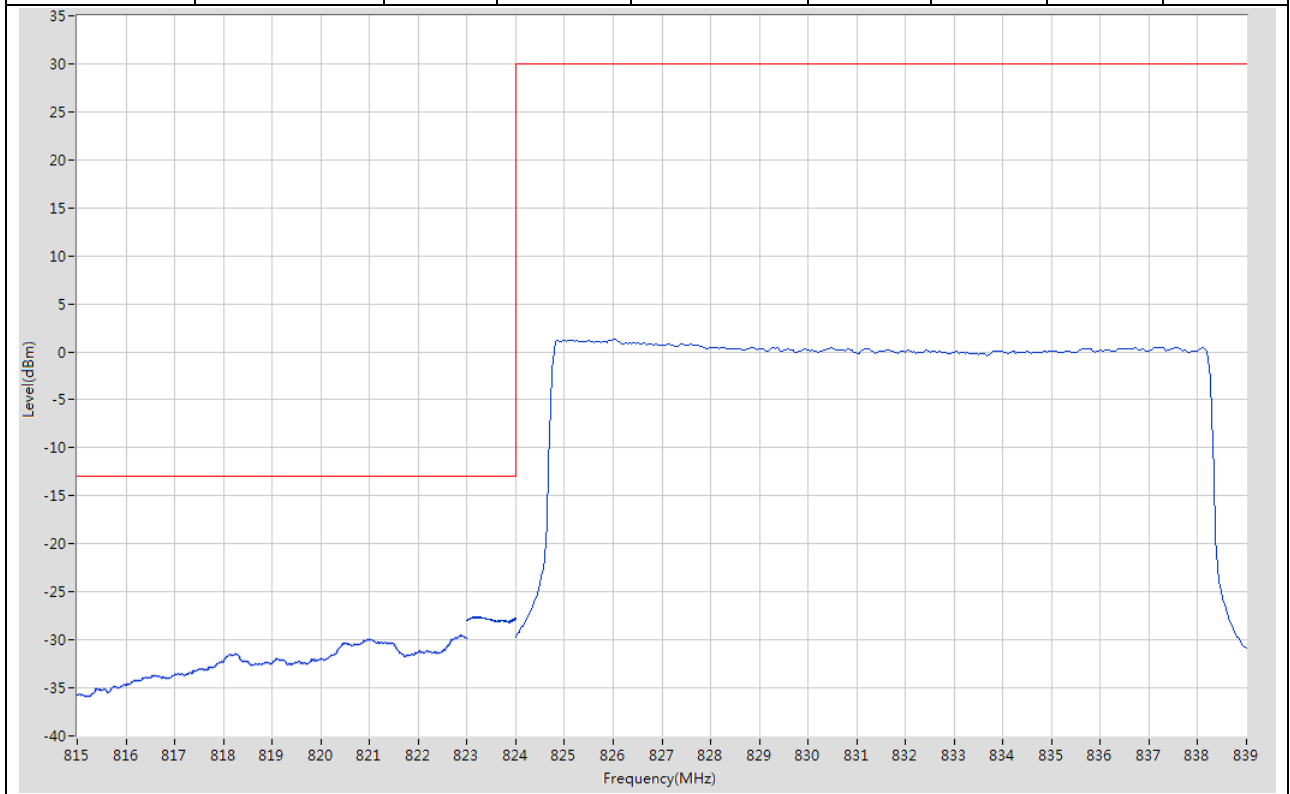
14.35. LTE Band Edge(NTNV)(Subtest:35, Channel:26865, Bandwidth:15, Modulation:Q16, RB Number: 1, RB Position:LOW)

| Start Frequency (MHz) | Stop Frequency (MHz) | RBW (MHz) | Detector | Frequency (MHz) | Power (dBm) | Limit (dBm) | Verdict | Sweep Point |
|-----------------------|----------------------|-----------|----------|-----------------|-------------|-------------|---------|-------------|
| 815 | 823 | 0.1 | RMS | 818.2 | -46.53 | -13 | Pass | 401 |
| 823 | 824 | 0.15 | RMS | 823.998 | -21.98 | -13 | Pass | 401 |
| 824 | 839 | 0.1 | RMS | 824.825 | 19.76 | 30 | Pass | 401 |



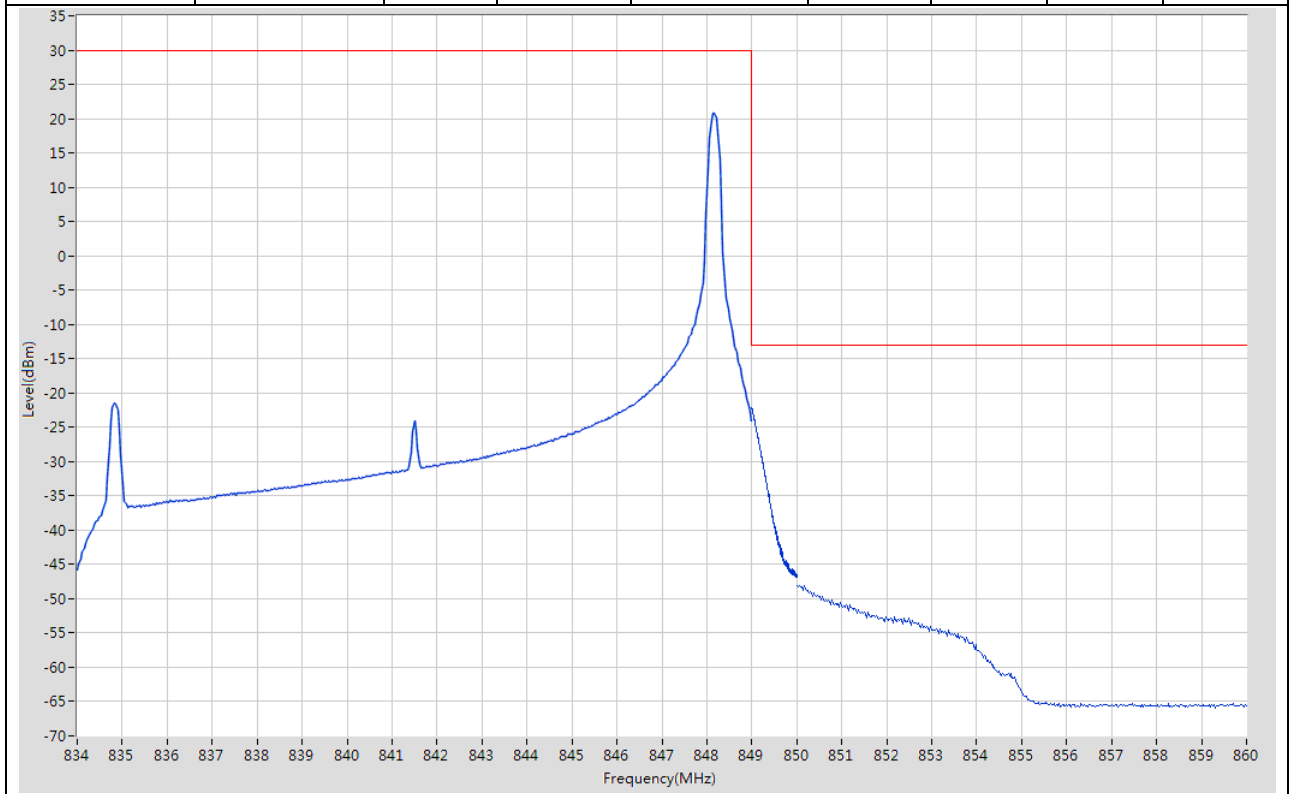
14.36. LTE Band Edge(NTNV)(Subtest:36, Channel:26865, Bandwidth:15, Modulation:Q16, RB Number: 75, RB Position:LOW)

| Start Frequency (MHz) | Stop Frequency (MHz) | RBW (MHz) | Detector | Frequency (MHz) | Power (dBm) | Limit (dBm) | Verdict | Sweep Point |
|-----------------------|----------------------|-----------|----------|-----------------|-------------|-------------|---------|-------------|
| 815 | 823 | 0.1 | RMS | 822.86 | -29.52 | -13 | Pass | 401 |
| 823 | 824 | 0.15 | RMS | 823.195 | -27.61 | -13 | Pass | 401 |
| 824 | 839 | 0.1 | RMS | 826.025 | 1.3 | 30 | Pass | 401 |



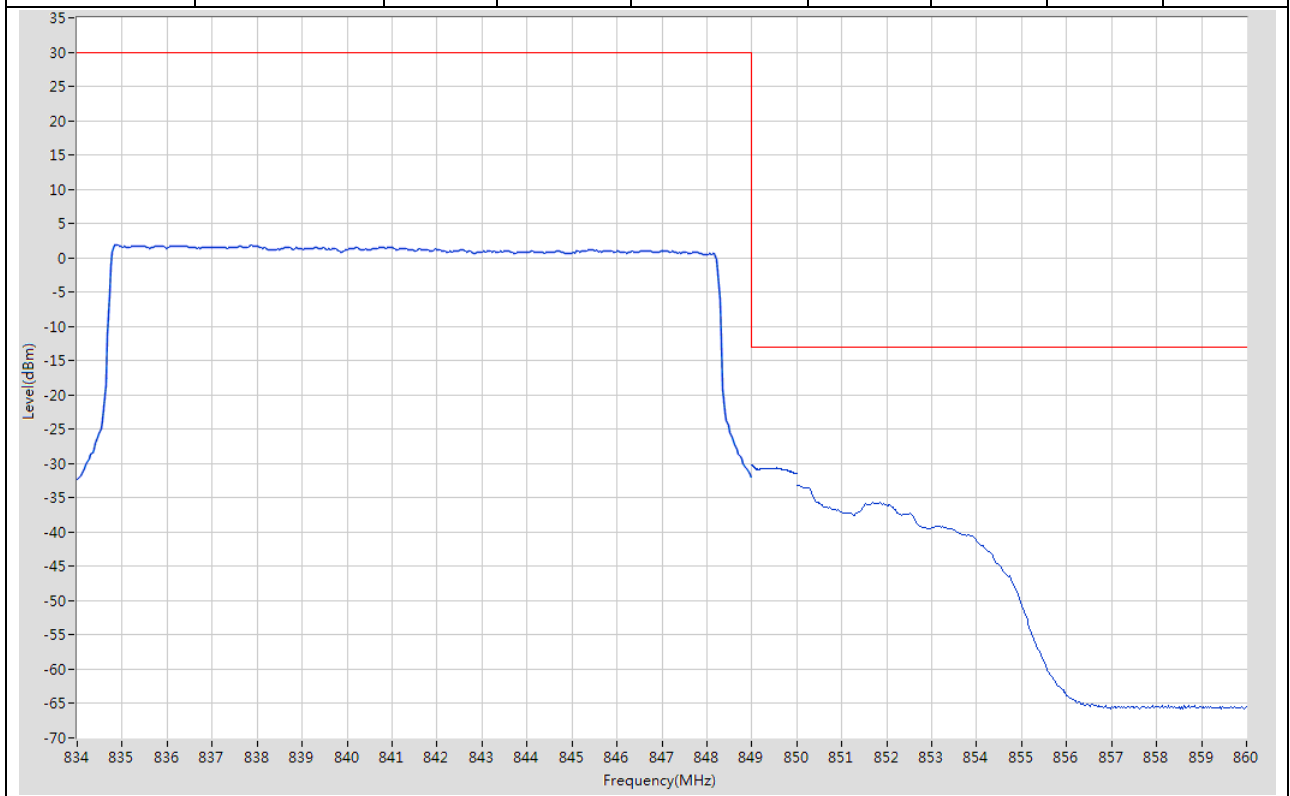
14.37. LTE Band Edge(NTNV)(Subtest:37, Channel:26965, Bandwidth:15, Modulation:QPSK, RB Number: 1, RB Position:HIGH)

| Start Frequency (MHz) | Stop Frequency (MHz) | RBW (MHz) | Detector | Frequency (MHz) | Power (dBm) | Limit (dBm) | Verdict | Sweep Point |
|-----------------------|----------------------|-----------|----------|-----------------|-------------|-------------|---------|-------------|
| 834 | 849 | 0.1 | RMS | 848.175 | 20.77 | 30 | Pass | 401 |
| 849 | 850 | 0.15 | RMS | 849 | -22.06 | -13 | Pass | 401 |
| 850 | 860 | 0.1 | RMS | 850.175 | -48.08 | -13 | Pass | 401 |



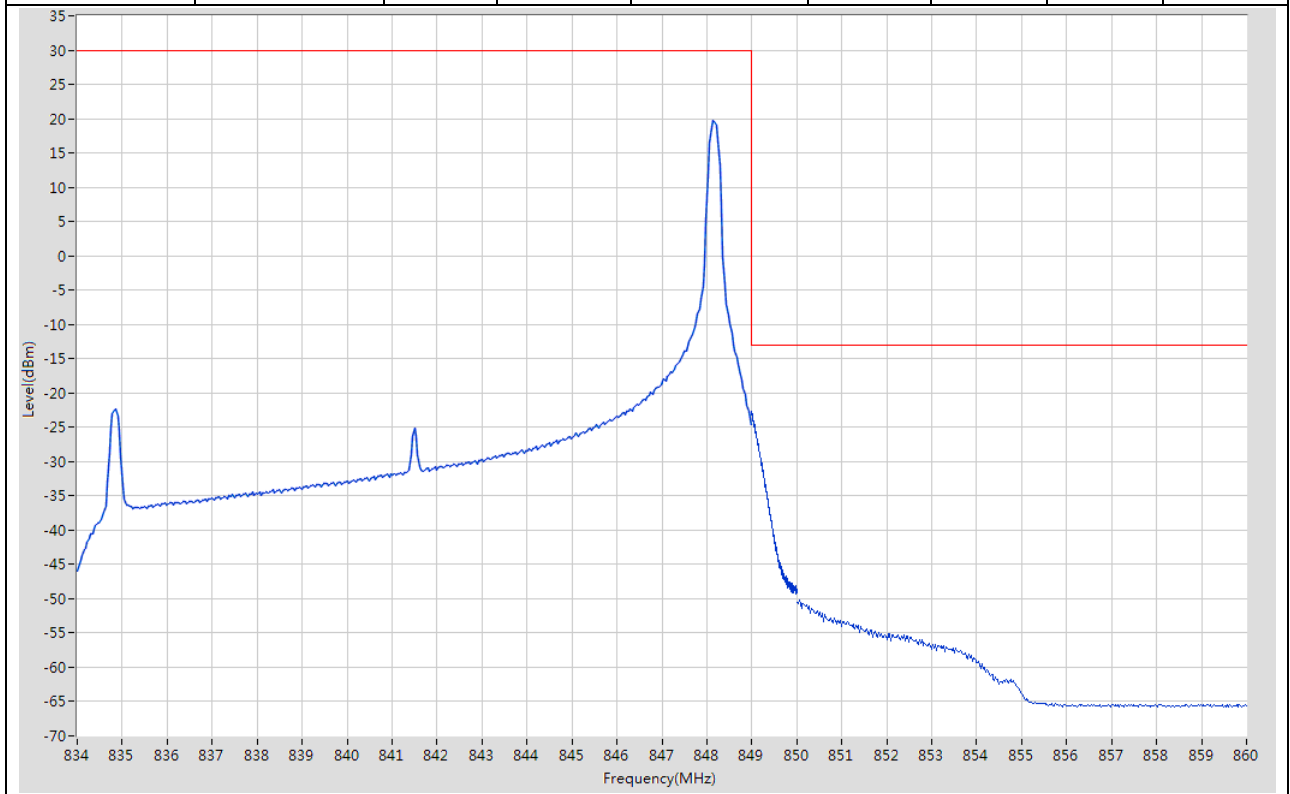
14.38. LTE Band Edge(NTNV)(Subtest:38, Channel:26965, Bandwidth:15, Modulation:QPSK, RB Number: 75, RB Position:HIGH)

| Start Frequency (MHz) | Stop Frequency (MHz) | RBW (MHz) | Detector | Frequency (MHz) | Power (dBm) | Limit (dBm) | Verdict | Sweep Point |
|-----------------------|----------------------|-----------|----------|-----------------|-------------|-------------|---------|-------------|
| 834 | 849 | 0.1 | RMS | 834.863 | 1.9 | 30 | Pass | 401 |
| 849 | 850 | 0.15 | RMS | 849 | -30.15 | -13 | Pass | 401 |
| 850 | 860 | 0.1 | RMS | 850 | -33.2 | -13 | Pass | 401 |



14.39. LTE Band Edge(NTNV)(Subtest:39, Channel:26965, Bandwidth:15, Modulation:Q16, RB Number: 1, RB Position:HIGH)

| Start Frequency (MHz) | Stop Frequency (MHz) | RBW (MHz) | Detector | Frequency (MHz) | Power (dBm) | Limit (dBm) | Verdict | Sweep Point |
|-----------------------|----------------------|-----------|----------|-----------------|-------------|-------------|---------|-------------|
| 834 | 849 | 0.1 | RMS | 848.138 | 19.73 | 30 | Pass | 401 |
| 849 | 850 | 0.15 | RMS | 849 | -22.75 | -13 | Pass | 401 |
| 850 | 860 | 0.1 | RMS | 850.05 | -50.26 | -13 | Pass | 401 |



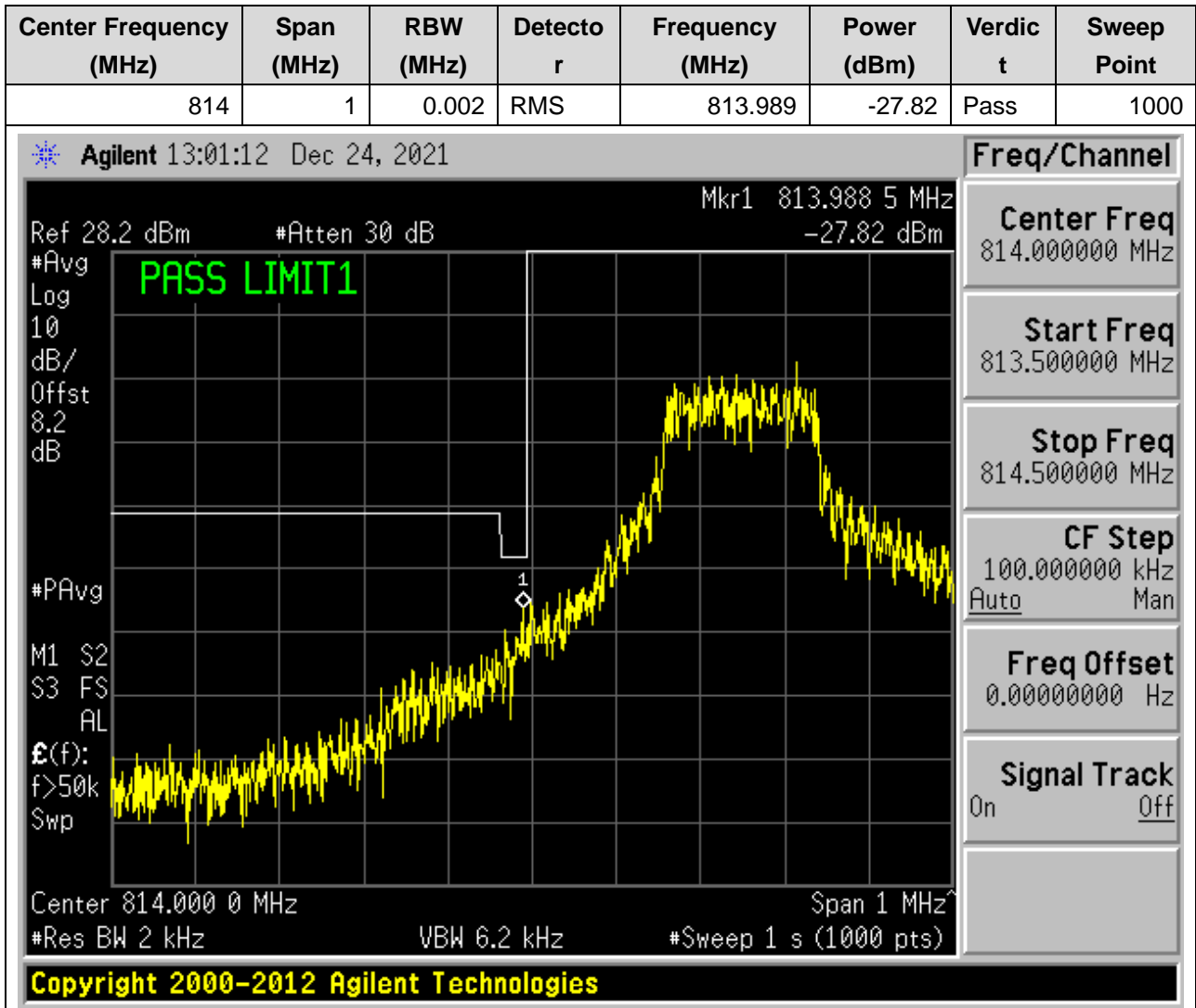
14.40. LTE Band Edge(NTNV)(Subtest:40, Channel:26965, Bandwidth:15, Modulation:Q16, RB Number: 75, RB Position:HIGH)

| Start Frequency (MHz) | Stop Frequency (MHz) | RBW (MHz) | Detector | Frequency (MHz) | Power (dBm) | Limit (dBm) | Verdict | Sweep Point |
|-----------------------|----------------------|-----------|----------|-----------------|-------------|-------------|---------|-------------|
| 834 | 849 | 0.1 | RMS | 834.9 | 0.96 | 30 | Pass | 401 |
| 849 | 850 | 0.15 | RMS | 849.003 | -31.4 | -13 | Pass | 401 |
| 850 | 860 | 0.1 | RMS | 850 | -34.83 | -13 | Pass | 401 |



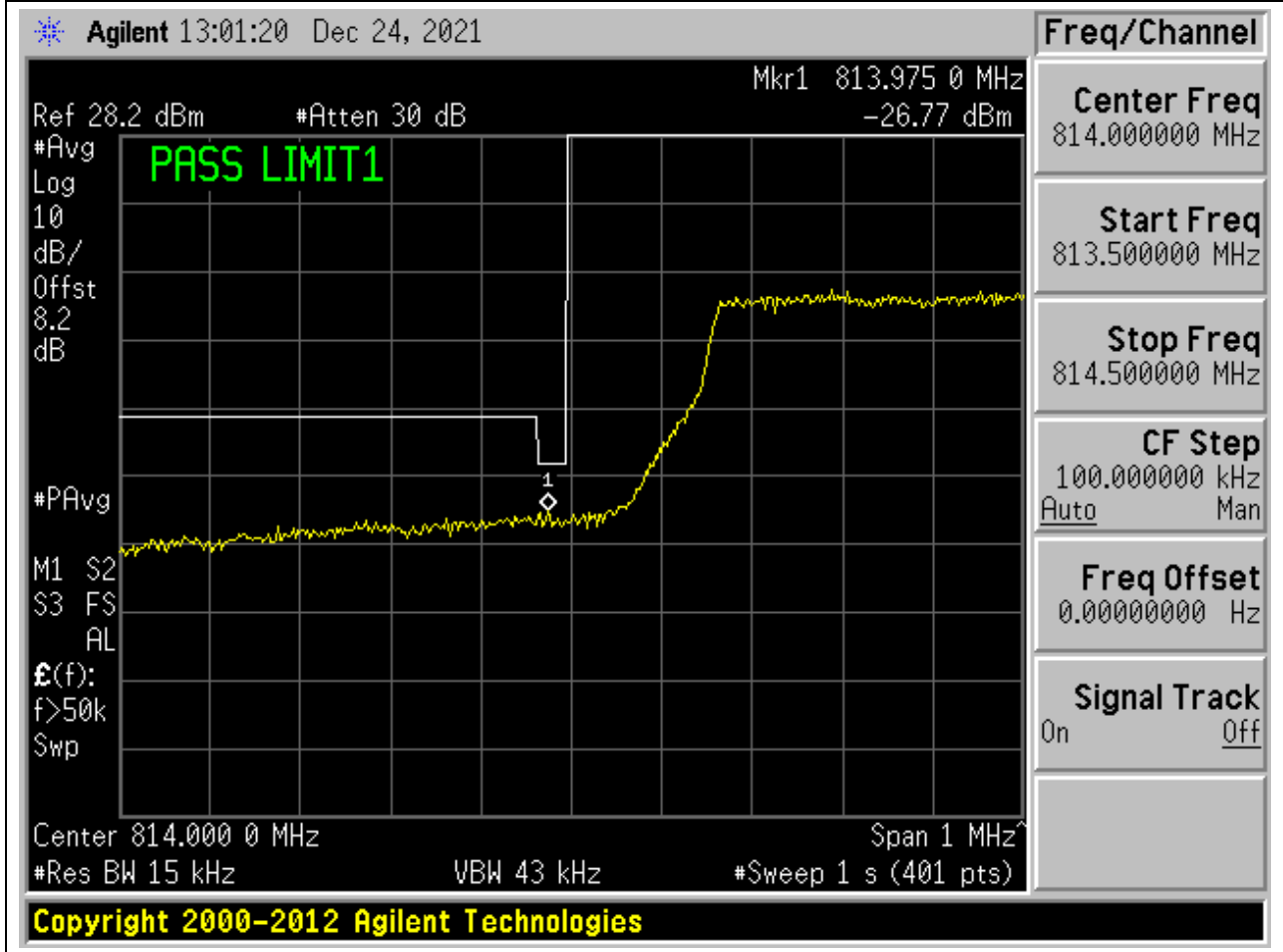
15. LTE_Band26(part90)

15.1. LTE Band Edge_in-band(NTNV)(Subtest:1, Channel:26697, Bandwidth:1.4, Modulation:QPSK, RB Number: 1, RB Position:LOW)



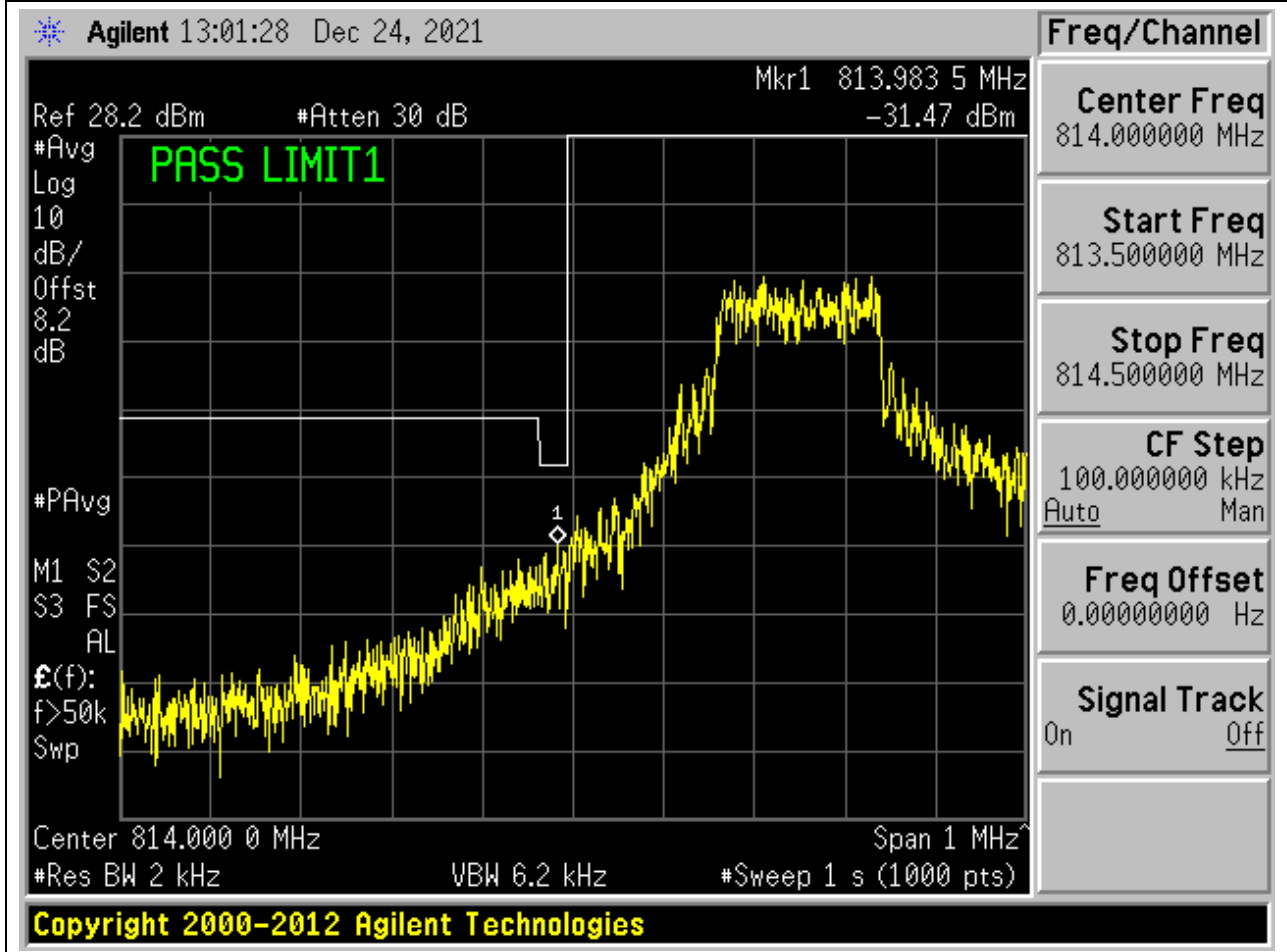
15.2. LTE Band Edge_in-band(NTNV)(Subtest:2, Channel:26697, Bandwidth:1.4, Modulation:QPSK, RB Number: 6, RB Position:LOW)

| Center Frequency (MHz) | Span (MHz) | RBW (MHz) | Detector | Frequency (MHz) | Power (dBm) | Verdict | Sweep Point |
|------------------------|------------|-----------|----------|-----------------|-------------|---------|-------------|
| 814 | 1 | 0.015 | RMS | 813.975 | -26.77 | Pass | 401 |

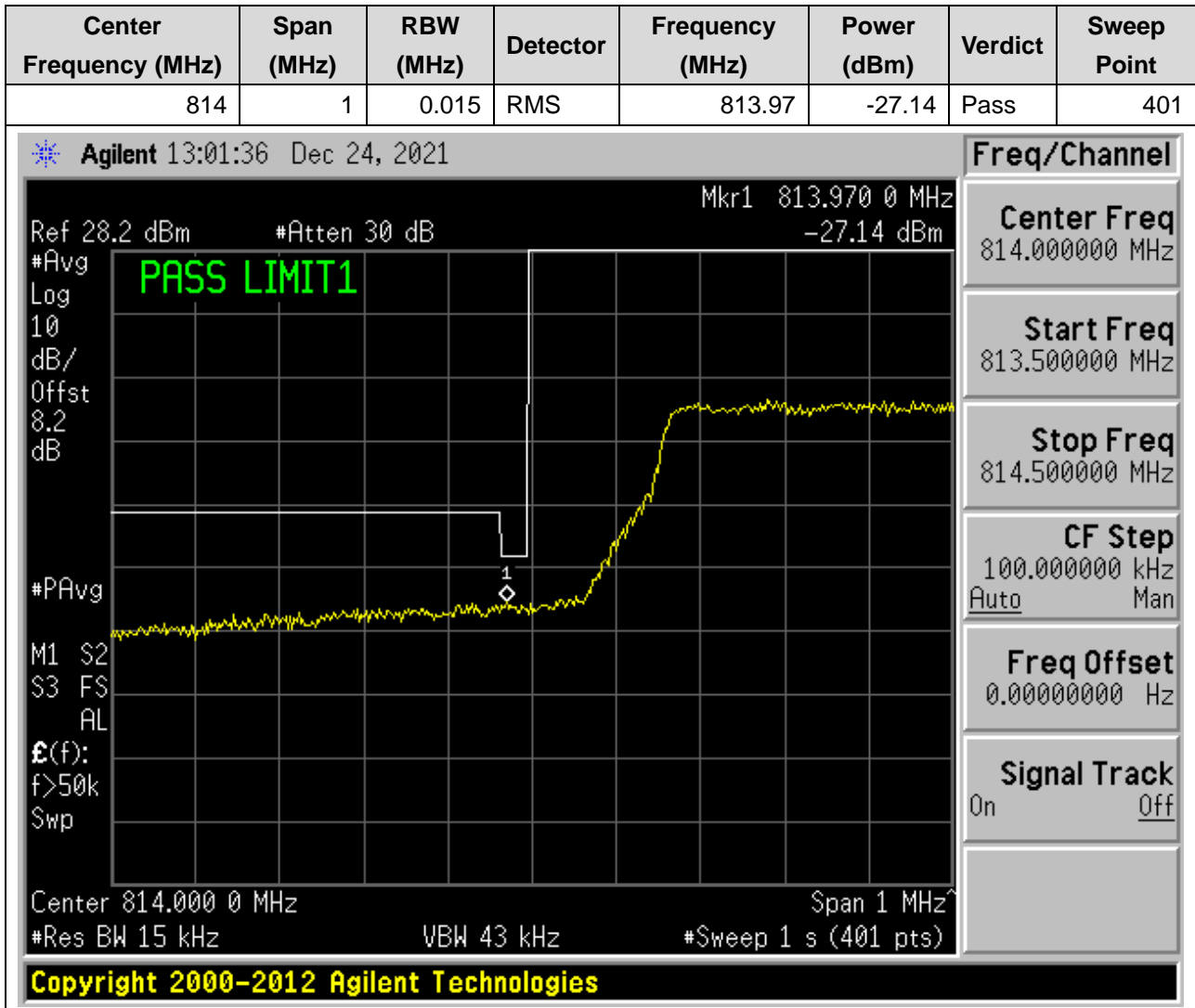


15.3. LTE Band Edge_in-band(NTNV)(Subtest:3, Channel:26697, Bandwidth:1.4, Modulation:Q16, RB Number: 1, RB Position:LOW)

| Center Frequency (MHz) | Span (MHz) | RBW (MHz) | Detector | Frequency (MHz) | Power (dBm) | Verdict | Sweep Point |
|------------------------|------------|-----------|----------|-----------------|-------------|---------|-------------|
| 814 | 1 | 0.002 | RMS | 813.984 | -31.47 | Pass | 1000 |

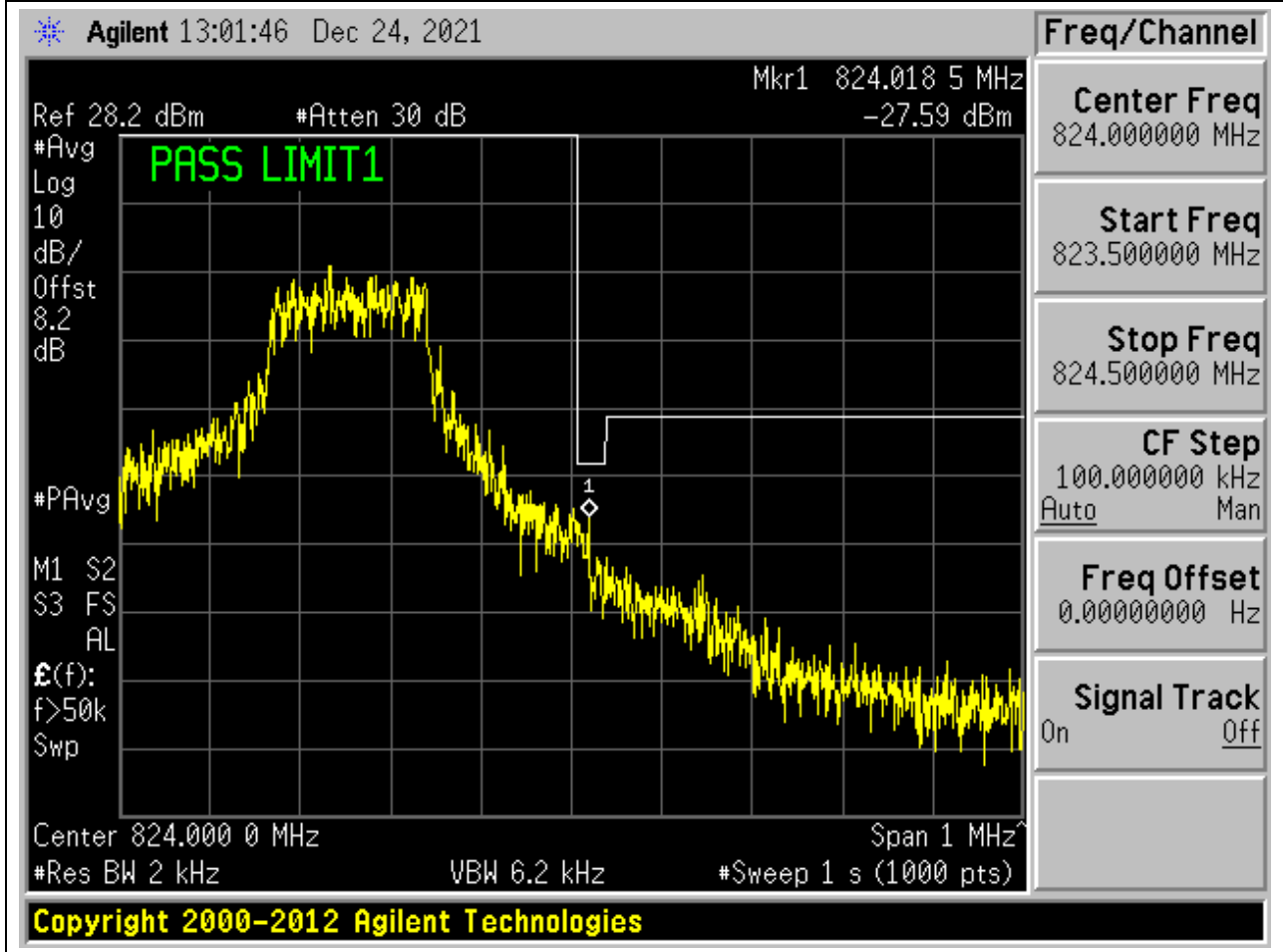


15.4. LTE Band Edge_in-band(NTNV)(Subtest:4, Channel:26697, Bandwidth:1.4, Modulation:Q16, RB Number: 6, RB Position:LOW)



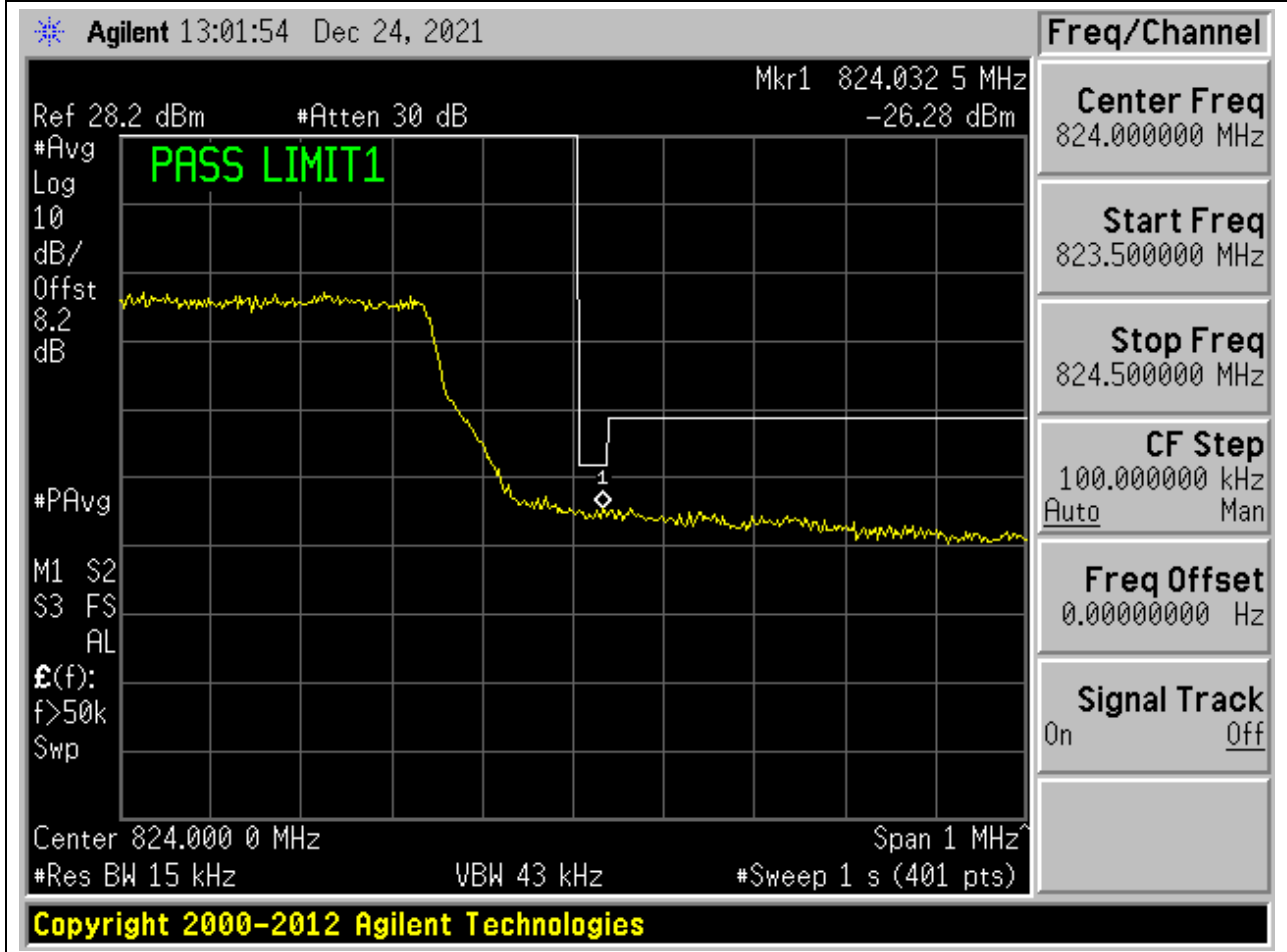
15.5. LTE Band Edge_in-band(NTNV)(Subtest:5, Channel:26783, Bandwidth:1.4, Modulation:QPSK, RB Number: 1, RB Position:HIGH)

| Center Frequency (MHz) | Span (MHz) | RBW (MHz) | Detector | Frequency (MHz) | Power (dBm) | Verdict | Sweep Point |
|------------------------|------------|-----------|----------|-----------------|-------------|---------|-------------|
| 824 | 1 | 0.002 | RMS | 824.019 | -27.59 | Pass | 1000 |



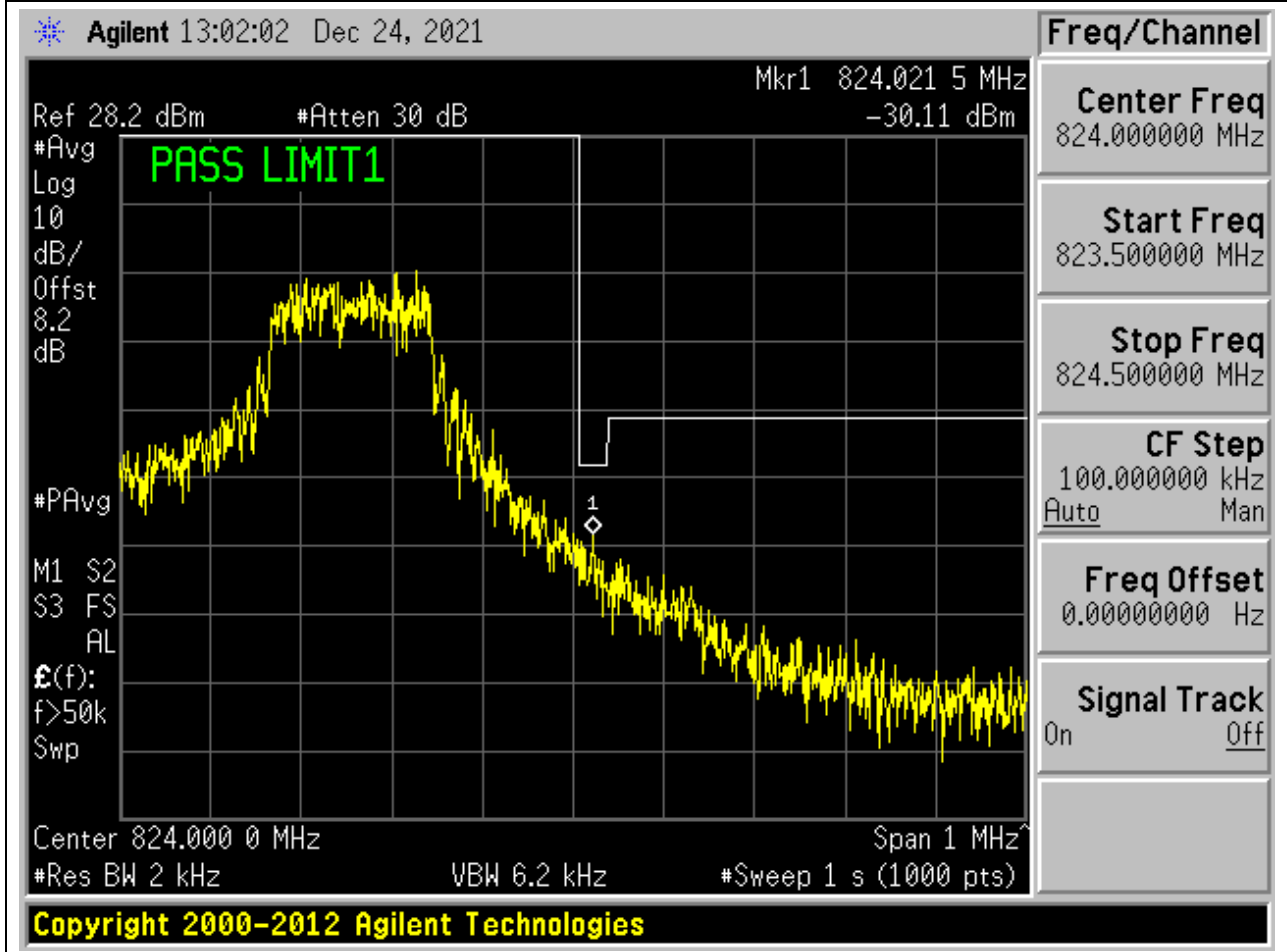
15.6. LTE Band Edge_in-band(NTNV)(Subtest:6, Channel:26783, Bandwidth:1.4, Modulation:QPSK, RB Number: 6, RB Position:HIGH)

| Center Frequency (MHz) | Span (MHz) | RBW (MHz) | Detector | Frequency (MHz) | Power (dBm) | Verdict | Sweep Point |
|------------------------|------------|-----------|----------|-----------------|-------------|---------|-------------|
| 824 | 1 | 0.015 | RMS | 824.033 | -26.28 | Pass | 401 |



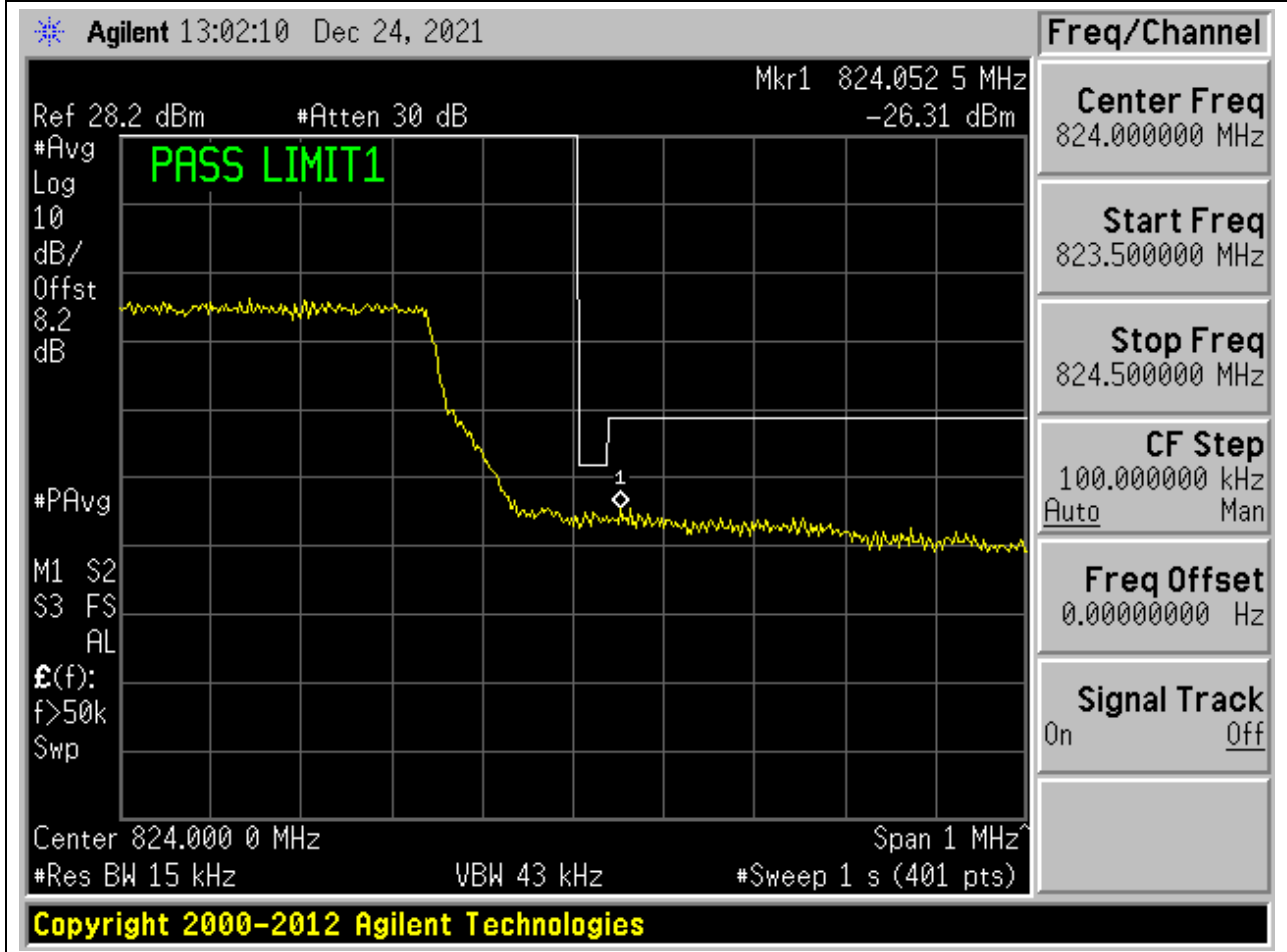
15.7. LTE Band Edge_in-band(NTNV)(Subtest:7, Channel:26783, Bandwidth:1.4, Modulation:Q16, RB Number: 1, RB Position:HIGH)

| Center Frequency (MHz) | Span (MHz) | RBW (MHz) | Detector | Frequency (MHz) | Power (dBm) | Verdict | Sweep Point |
|------------------------|------------|-----------|----------|-----------------|-------------|---------|-------------|
| 824 | 1 | 0.002 | RMS | 824.022 | -30.11 | Pass | 1000 |



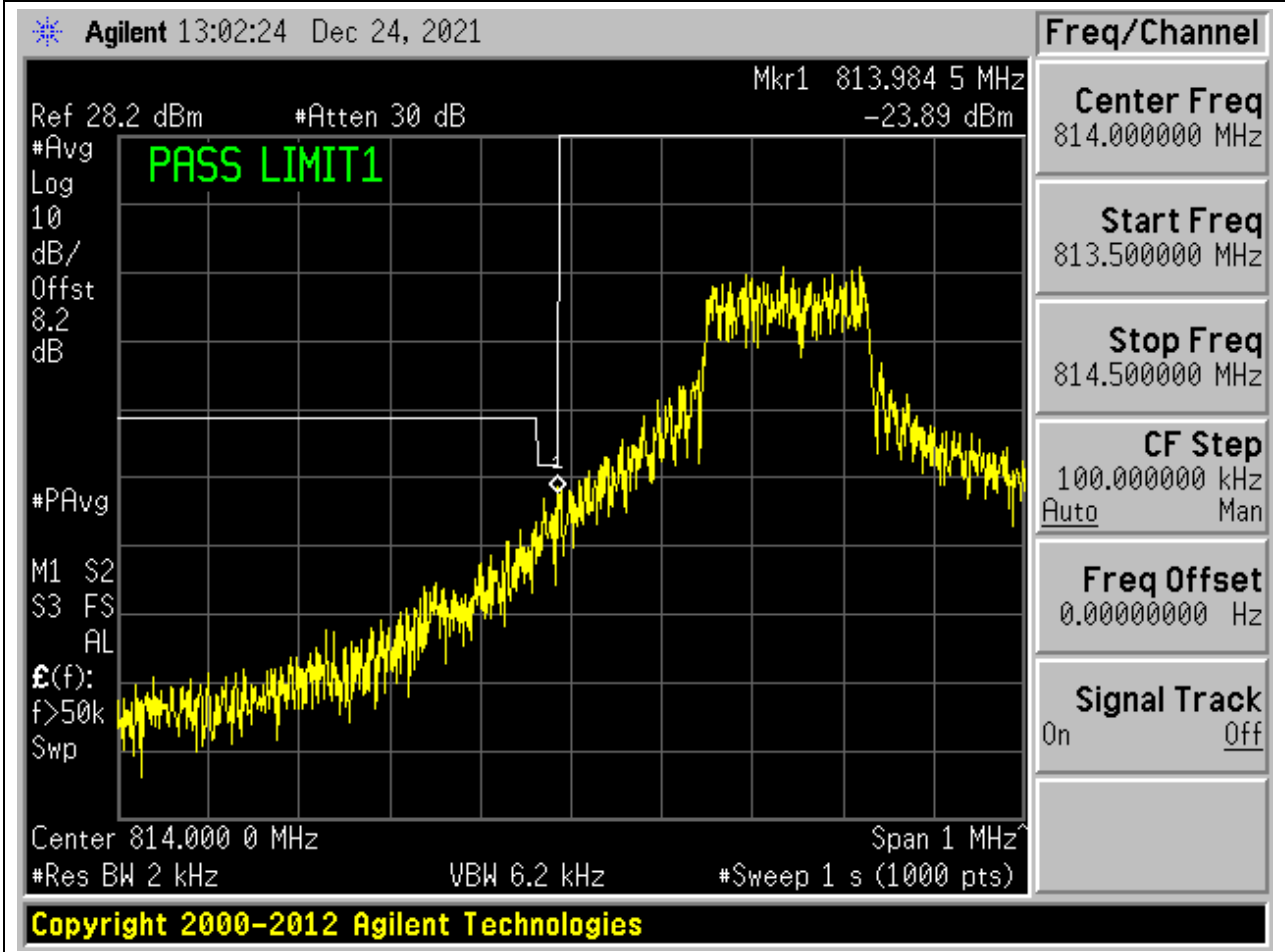
15.8. LTE Band Edge_in-band(NTNV)(Subtest:8, Channel:26783, Bandwidth:1.4, Modulation:Q16, RB Number: 6, RB Position:HIGH)

| Center Frequency (MHz) | Span (MHz) | RBW (MHz) | Detector | Frequency (MHz) | Power (dBm) | Verdict | Sweep Point |
|------------------------|------------|-----------|----------|-----------------|-------------|---------|-------------|
| 824 | 1 | 0.015 | RMS | 824.053 | -26.31 | Pass | 401 |



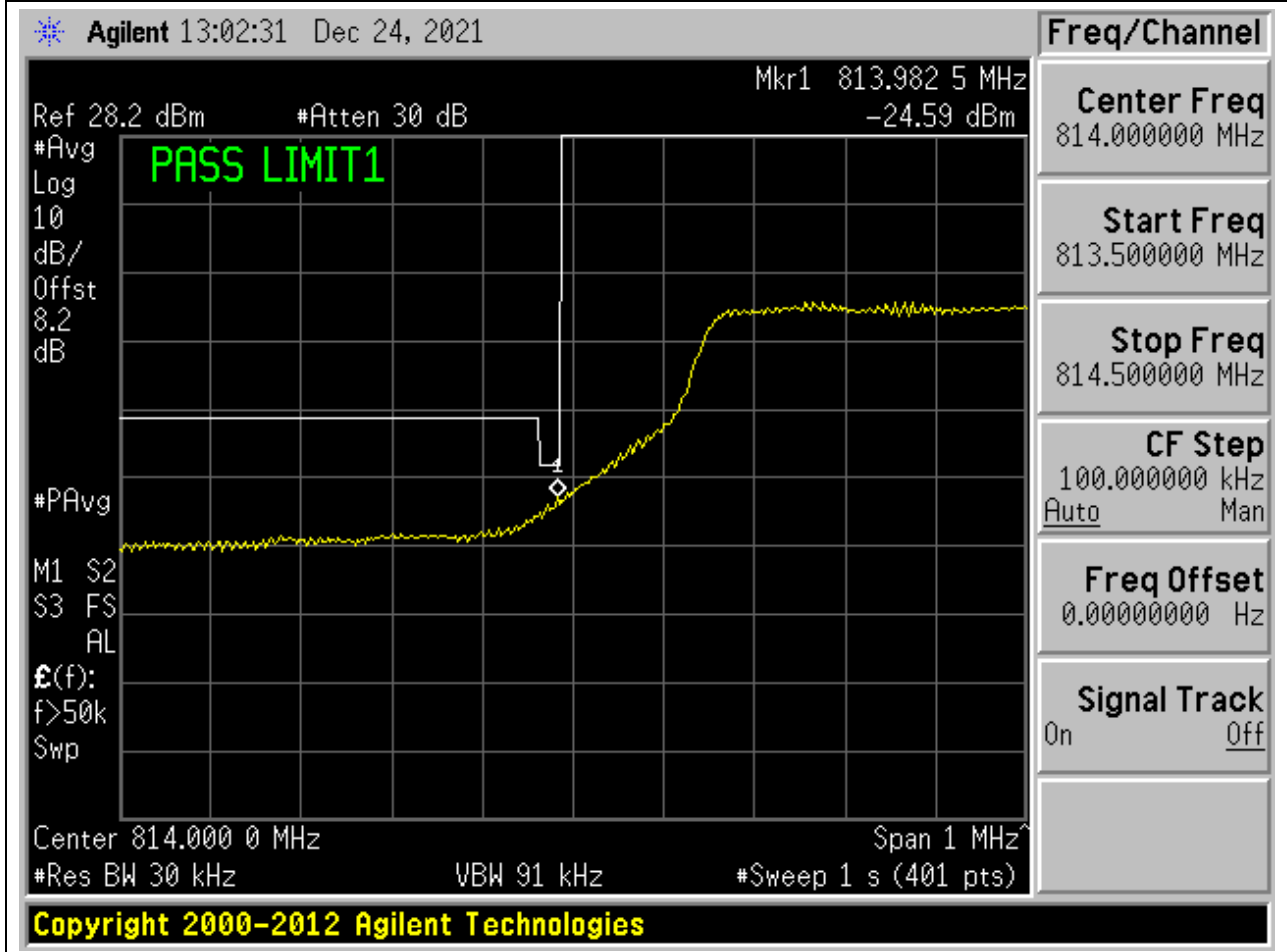
15.9. LTE Band Edge_in-band(NTNV)(Subtest:9, Channel:26705, Bandwidth:3, Modulation:QPSK, RB Number: 1, RB Position:LOW)

| Center Frequency (MHz) | Span (MHz) | RBW (MHz) | Detector | Frequency (MHz) | Power (dBm) | Verdict | Sweep Point |
|------------------------|------------|-----------|----------|-----------------|-------------|---------|-------------|
| 814 | 1 | 0.002 | RMS | 813.985 | -23.89 | Pass | 1000 |



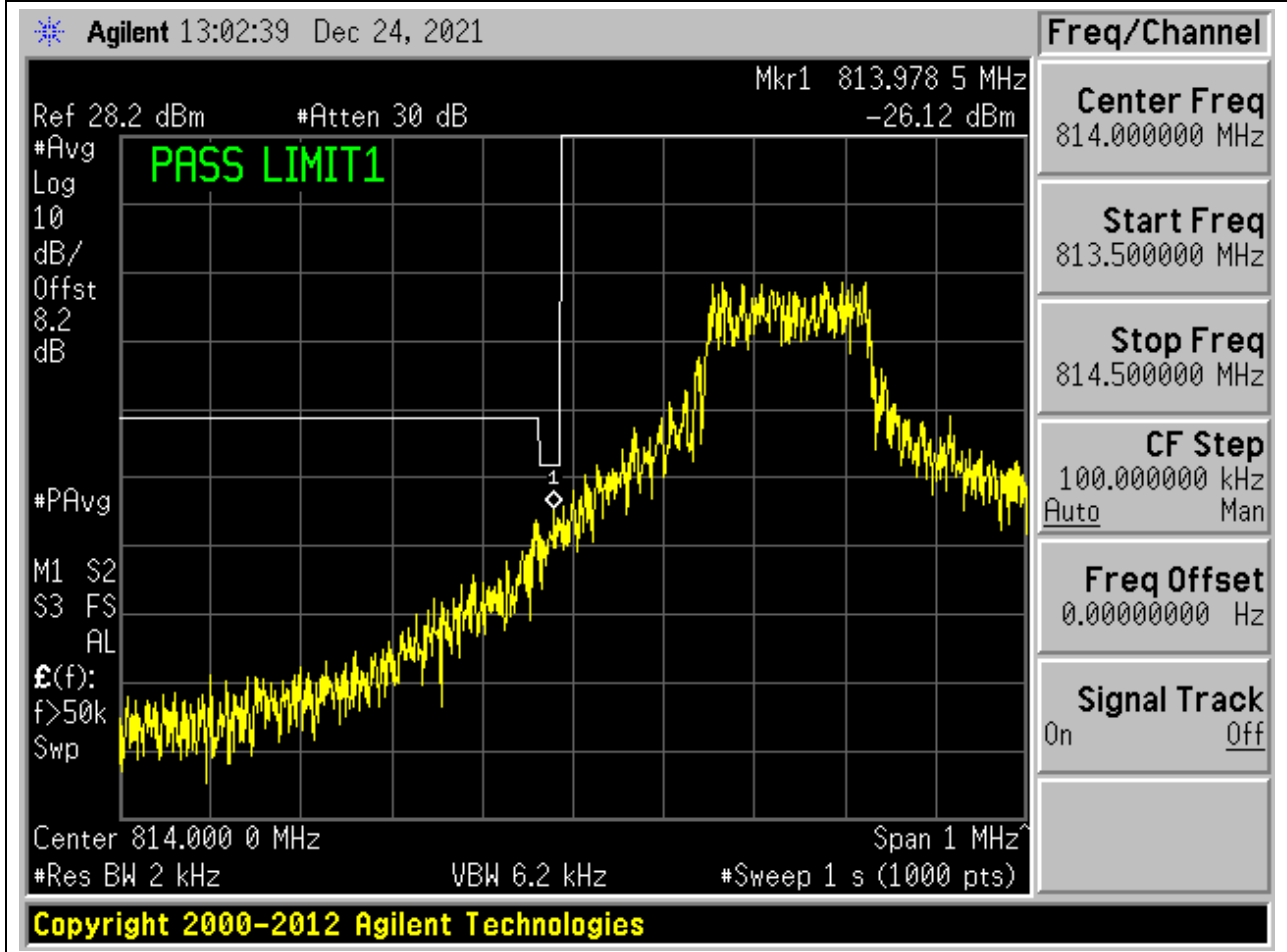
15.10. LTE Band Edge_in-band(NTNV)(Subtest:10, Channel:26705, Bandwidth:3, Modulation:QPSK, RB Number: 15, RB Position:LOW)

| Center Frequency (MHz) | Span (MHz) | RBW (MHz) | Detector | Frequency (MHz) | Power (dBm) | Verdict | Sweep Point |
|------------------------|------------|-----------|----------|-----------------|-------------|---------|-------------|
| 814 | 1 | 0.03 | RMS | 813.983 | -24.59 | Pass | 401 |



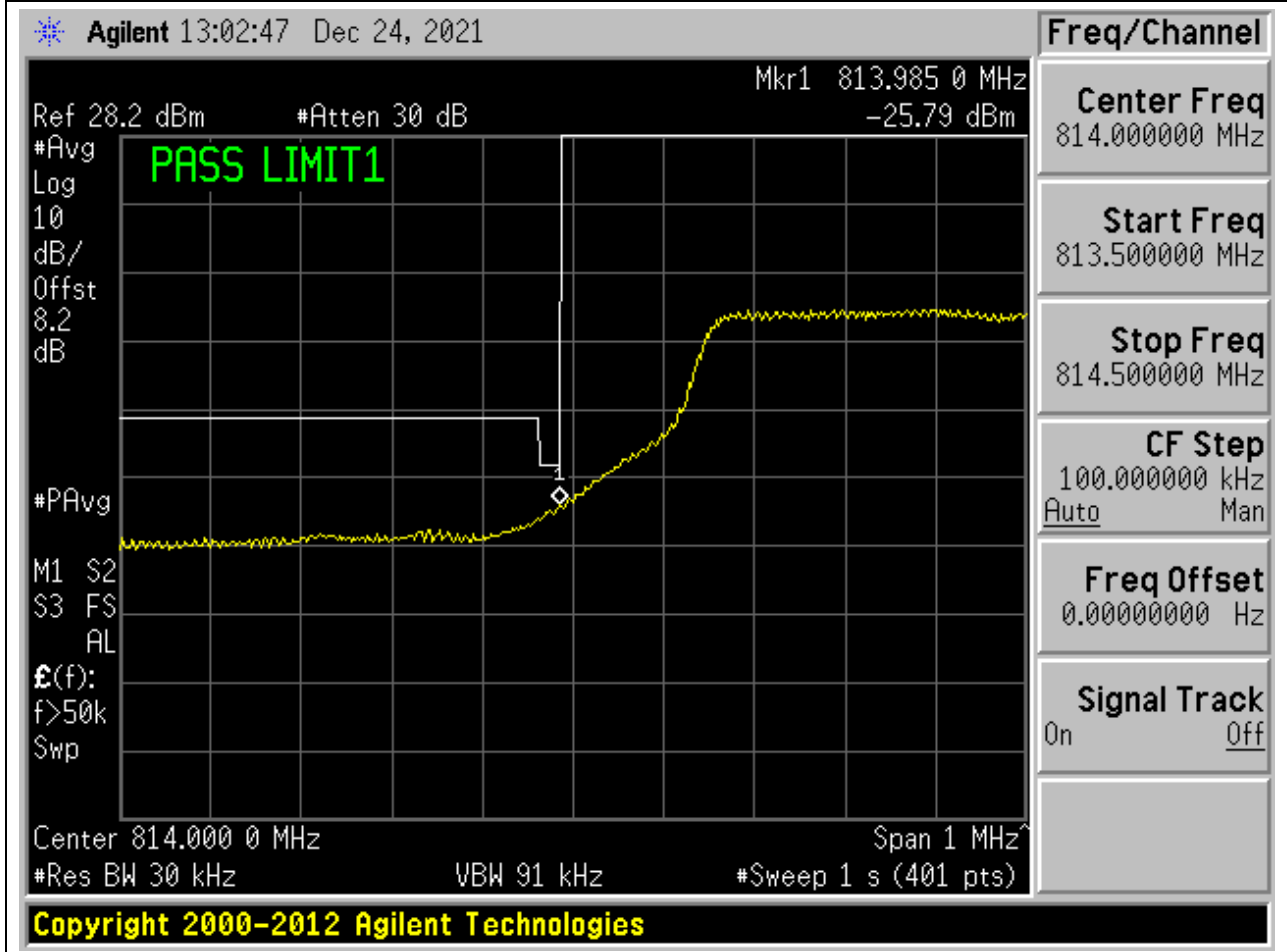
15.11. LTE Band Edge_in-band(NTNV)(Subtest:11, Channel:26705, Bandwidth:3, Modulation:Q16, RB Number: 1, RB Position:LOW)

| Center Frequency (MHz) | Span (MHz) | RBW (MHz) | Detector | Frequency (MHz) | Power (dBm) | Verdict | Sweep Point |
|------------------------|------------|-----------|----------|-----------------|-------------|---------|-------------|
| 814 | 1 | 0.002 | RMS | 813.979 | -26.12 | Pass | 1000 |



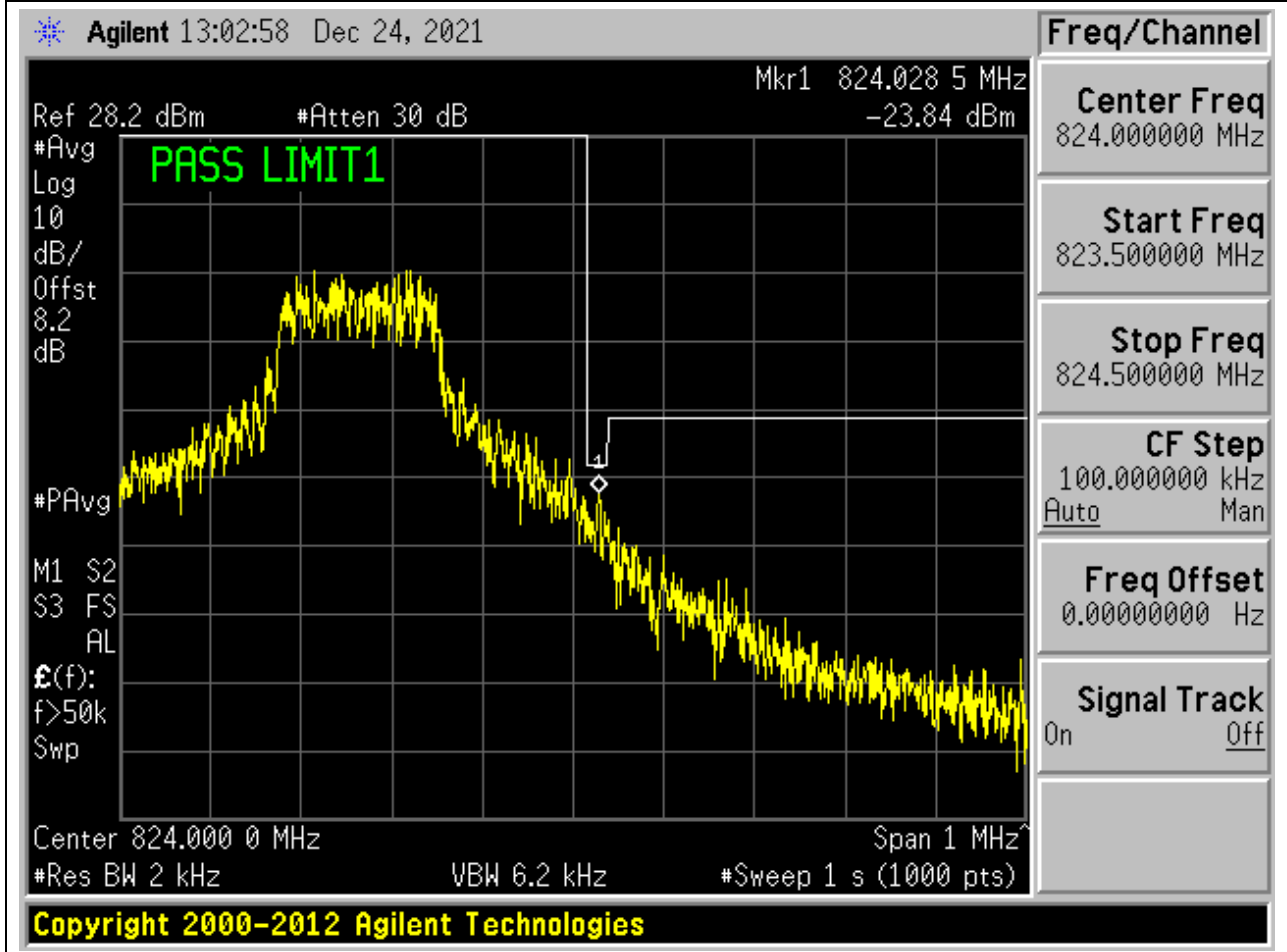
15.12. LTE Band Edge_in-band(NTNV)(Subtest:12, Channel:26705, Bandwidth:3, Modulation:Q16, RB Number: 15, RB Position:LOW)

| Center Frequency (MHz) | Span (MHz) | RBW (MHz) | Detector | Frequency (MHz) | Power (dBm) | Verdict | Sweep Point |
|------------------------|------------|-----------|----------|-----------------|-------------|---------|-------------|
| 814 | 1 | 0.03 | RMS | 813.985 | -25.79 | Pass | 401 |



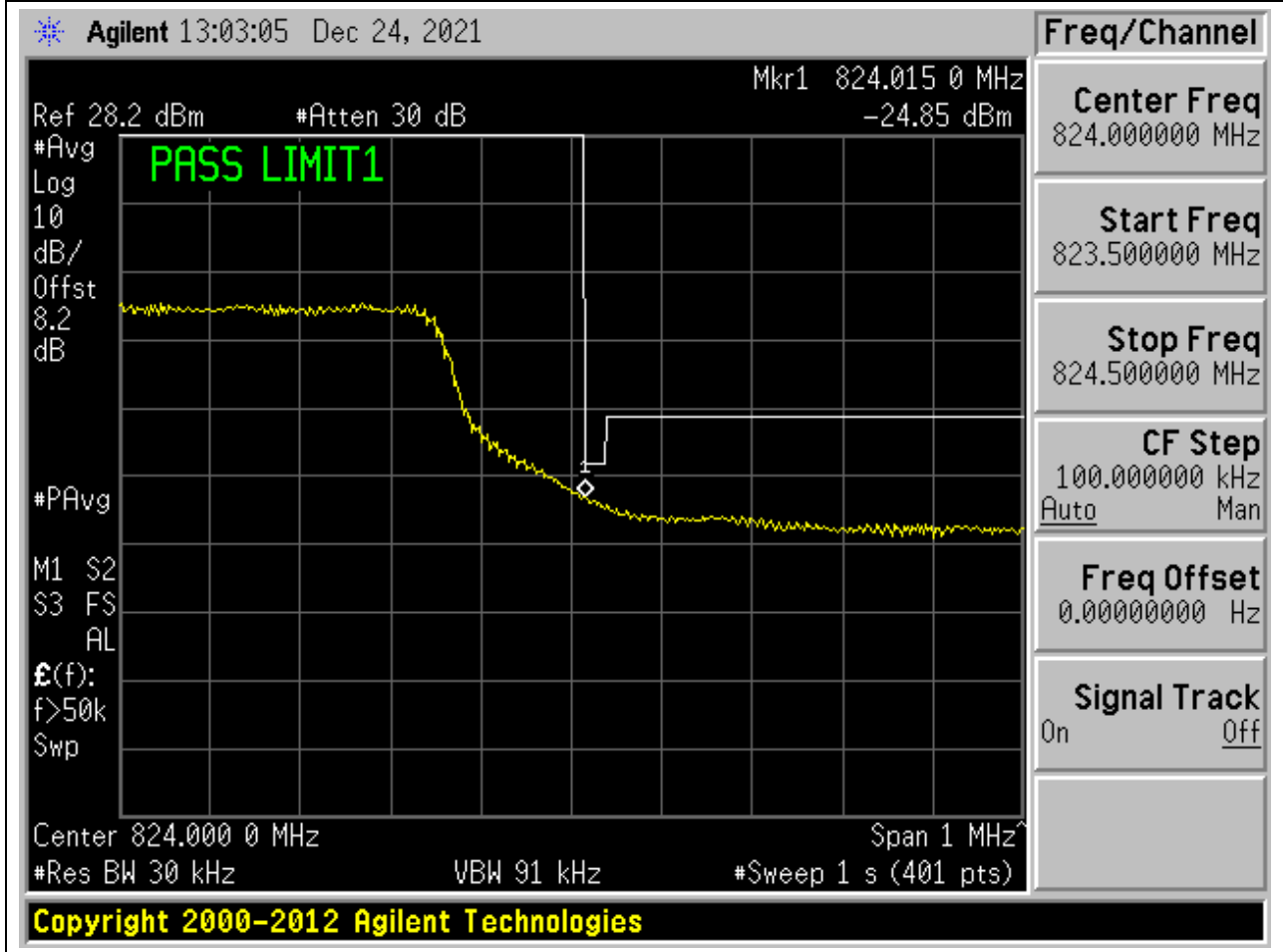
15.13. LTE Band Edge_in-band(NTNV)(Subtest:13, Channel:26775, Bandwidth:3, Modulation:QPSK, RB Number: 1, RB Position:HIGH)

| Center Frequency (MHz) | Span (MHz) | RBW (MHz) | Detector | Frequency (MHz) | Power (dBm) | Verdict | Sweep Point |
|------------------------|------------|-----------|----------|-----------------|-------------|---------|-------------|
| 824 | 1 | 0.002 | RMS | 824.029 | -23.84 | Pass | 1000 |



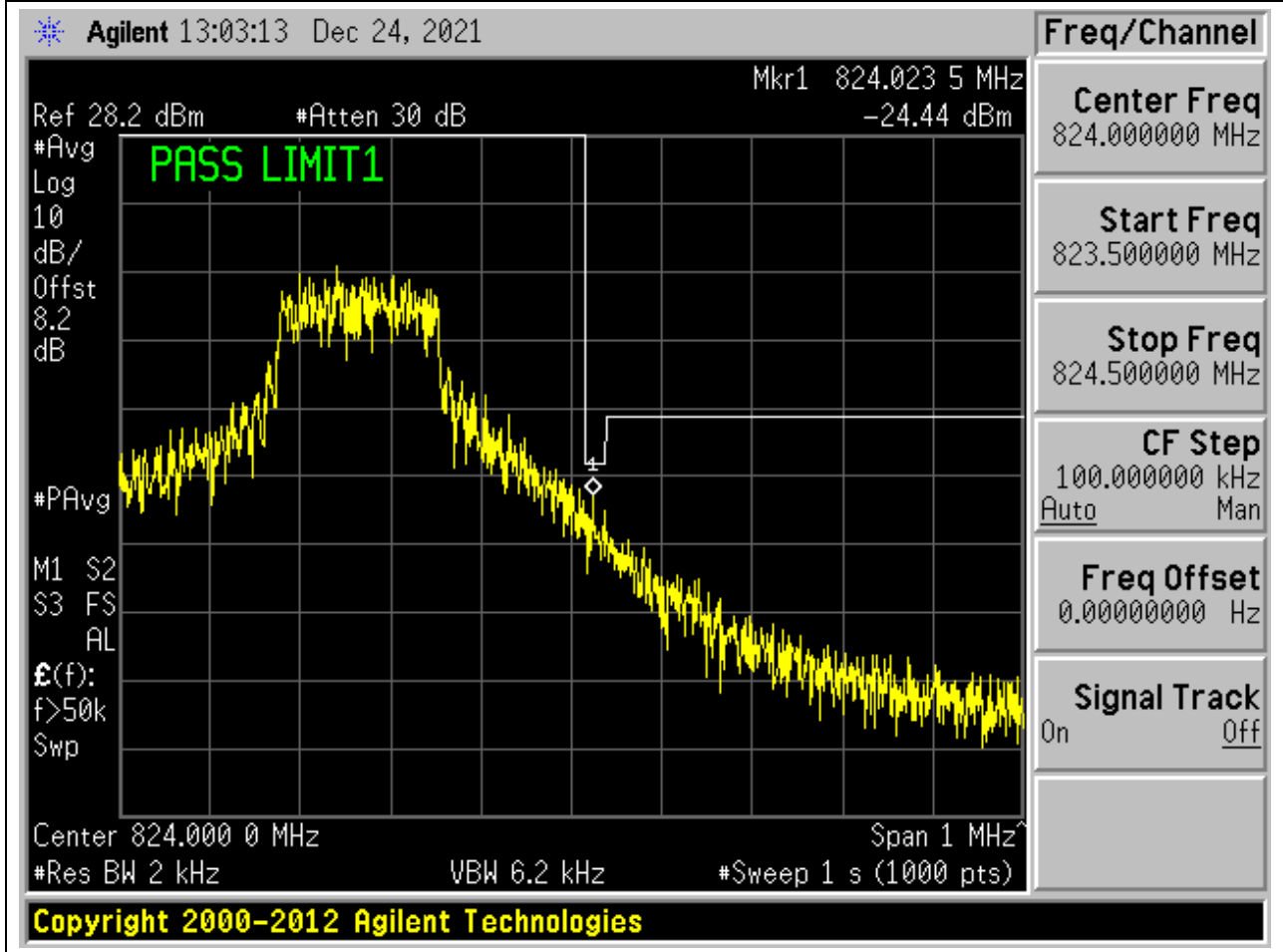
15.14. LTE Band Edge_in-band(NTNV)(Subtest:14, Channel:26775, Bandwidth:3, Modulation:QPSK, RB Number: 15, RB Position:HIGH)

| Center Frequency (MHz) | Span (MHz) | RBW (MHz) | Detector | Frequency (MHz) | Power (dBm) | Verdict | Sweep Point |
|------------------------|------------|-----------|----------|-----------------|-------------|---------|-------------|
| 824 | 1 | 0.03 | RMS | 824.015 | -24.85 | Pass | 401 |



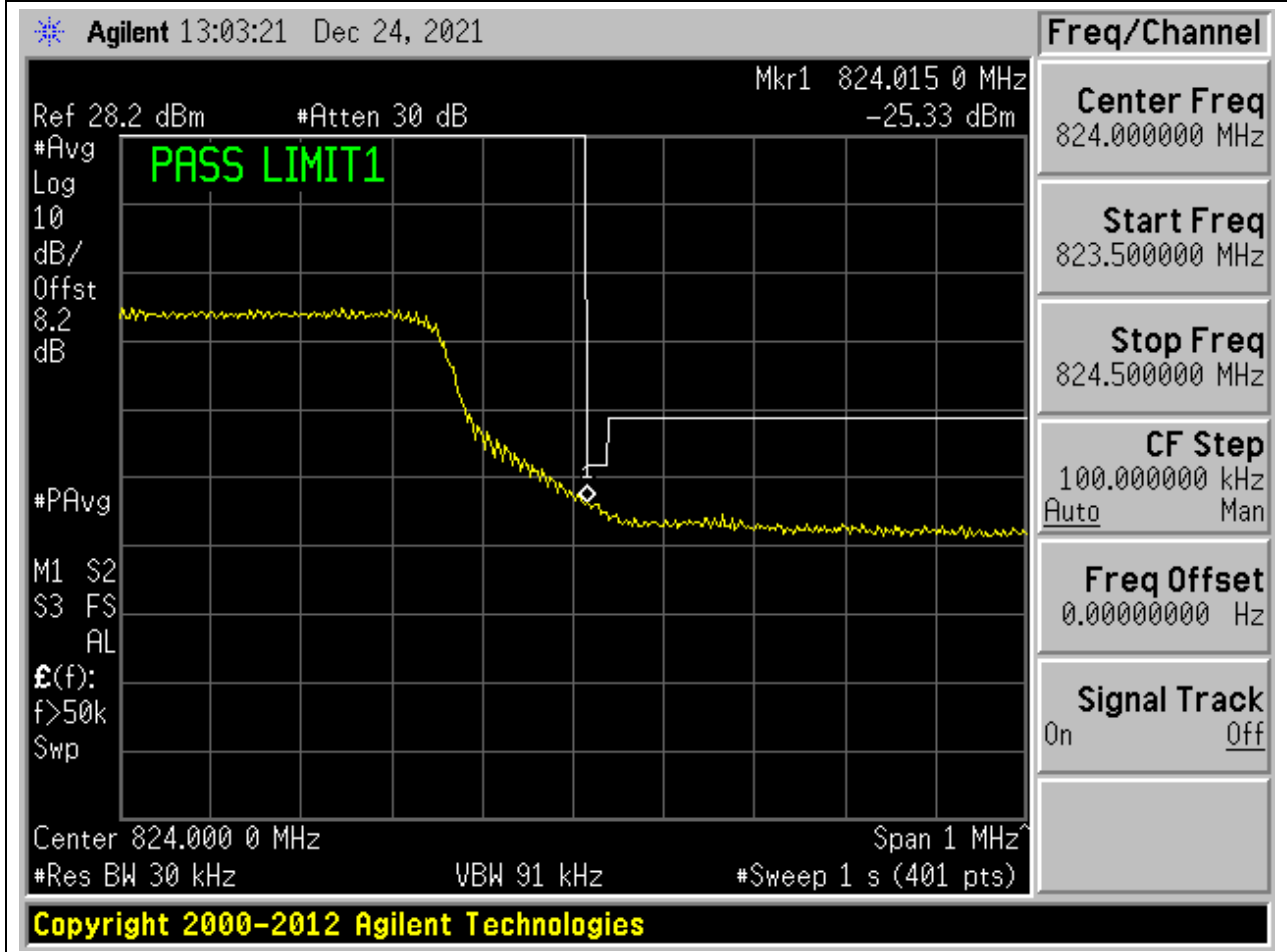
15.15. LTE Band Edge_in-band(NTNV)(Subtest:15, Channel:26775, Bandwidth:3, Modulation:Q16, RB Number: 1, RB Position:HIGH)

| Center Frequency (MHz) | Span (MHz) | RBW (MHz) | Detector | Frequency (MHz) | Power (dBm) | Verdict | Sweep Point |
|------------------------|------------|-----------|----------|-----------------|-------------|---------|-------------|
| 824 | 1 | 0.002 | RMS | 824.024 | -24.44 | Pass | 1000 |



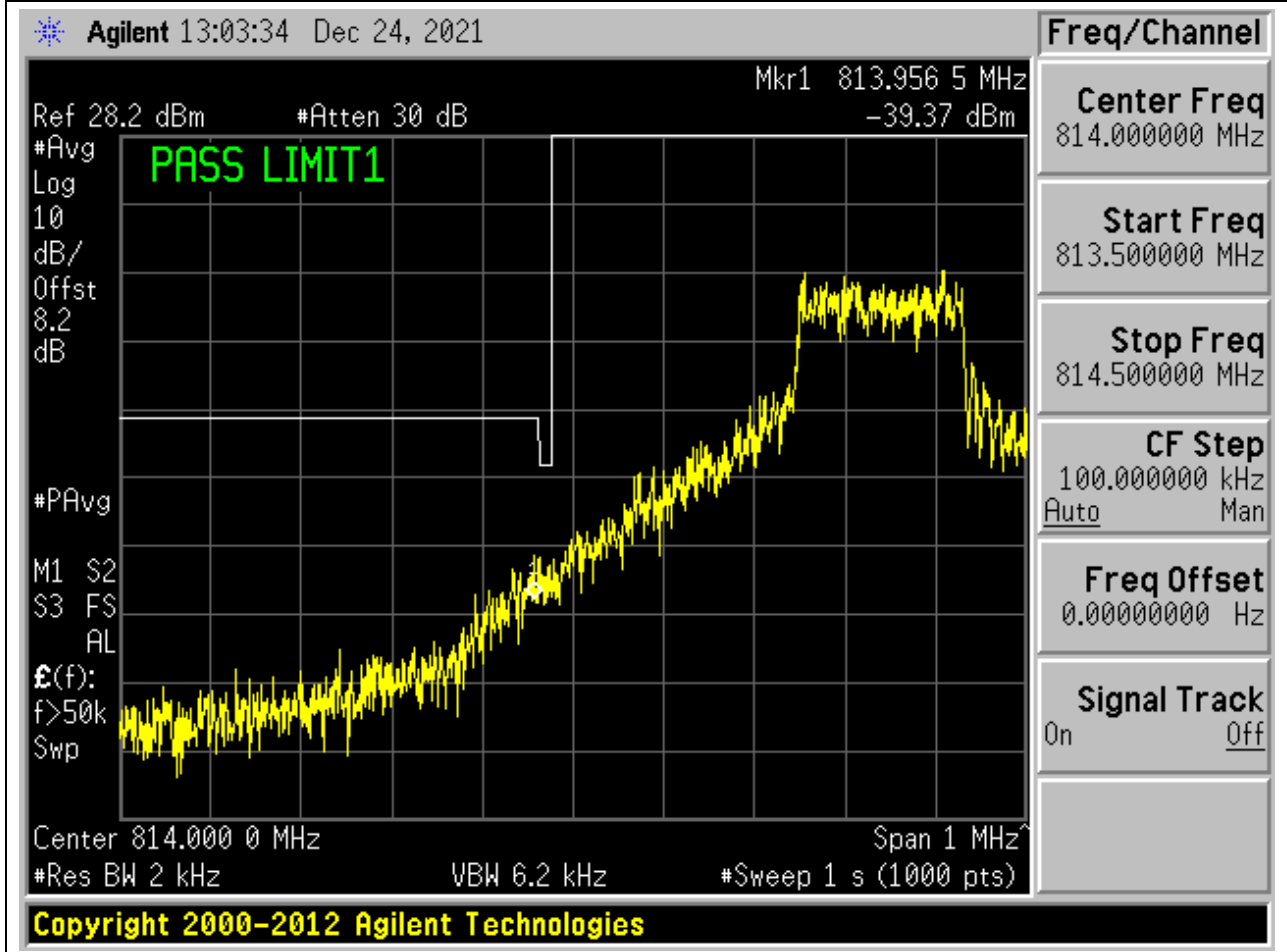
15.16. LTE Band Edge_in-band(NTNV)(Subtest:16, Channel:26775, Bandwidth:3, Modulation:Q16, RB Number: 15, RB Position:HIGH)

| Center Frequency (MHz) | Span (MHz) | RBW (MHz) | Detector | Frequency (MHz) | Power (dBm) | Verdict | Sweep Point |
|------------------------|------------|-----------|----------|-----------------|-------------|---------|-------------|
| 824 | 1 | 0.03 | RMS | 824.015 | -25.33 | Pass | 401 |



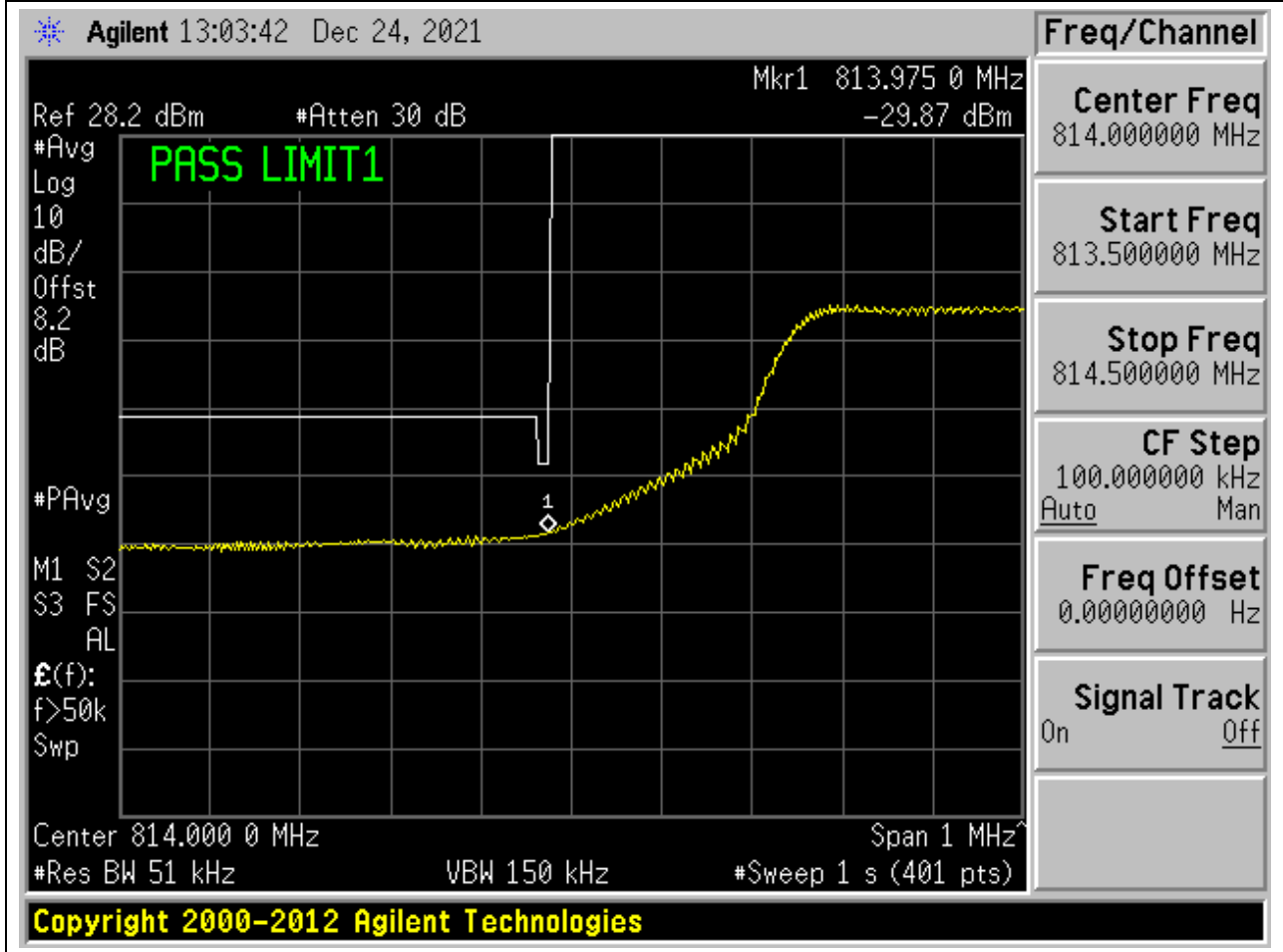
15.17. LTE Band Edge_in-band(NTNV)(Subtest:17, Channel:26715, Bandwidth:5, Modulation:QPSK, RB Number: 1, RB Position:LOW)

| Center Frequency (MHz) | Span (MHz) | RBW (MHz) | Detector | Frequency (MHz) | Power (dBm) | Verdict | Sweep Point |
|------------------------|------------|-----------|----------|-----------------|-------------|---------|-------------|
| 814 | 1 | 0.002 | RMS | 813.957 | -39.37 | Pass | 1000 |



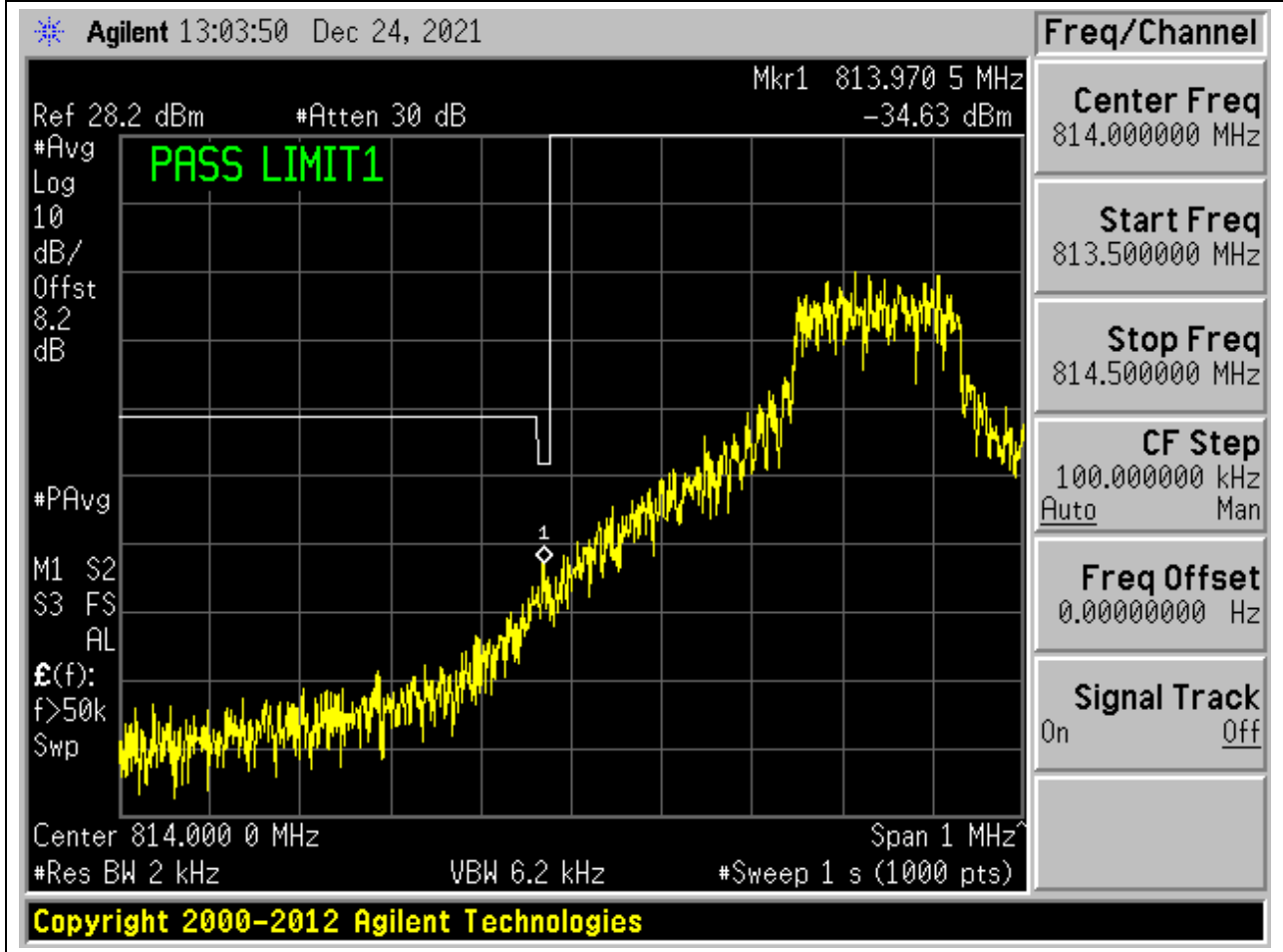
15.18. LTE Band Edge_in-band(NTNV)(Subtest:18, Channel:26715, Bandwidth:5, Modulation:QPSK, RB Number: 25, RB Position:LOW)

| Center Frequency (MHz) | Span (MHz) | RBW (MHz) | Detector | Frequency (MHz) | Power (dBm) | Verdict | Sweep Point |
|------------------------|------------|-----------|----------|-----------------|-------------|---------|-------------|
| 814 | 1 | 0.051 | RMS | 813.975 | -29.87 | Pass | 401 |



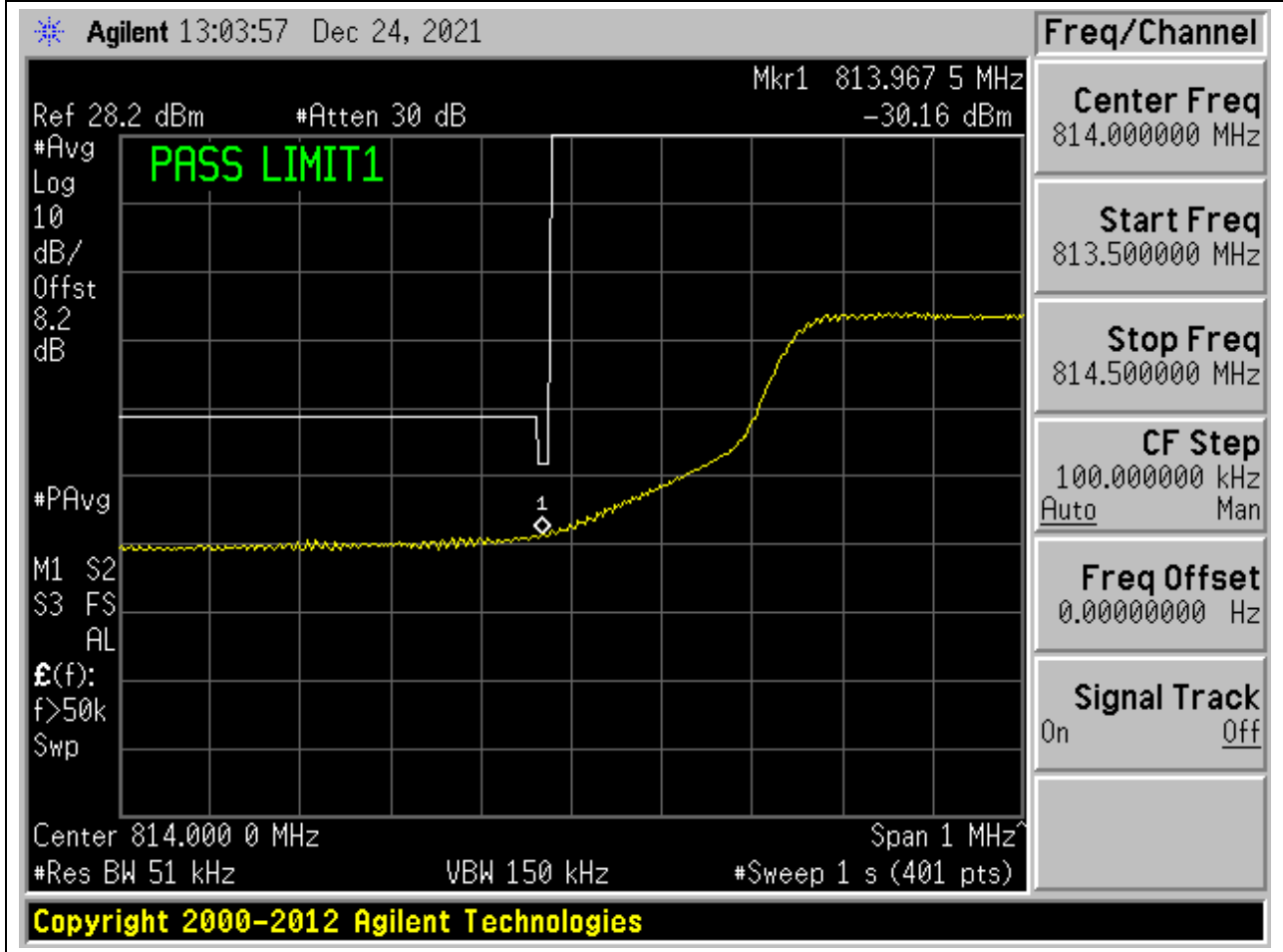
15.19. LTE Band Edge_in-band(NTNV)(Subtest:19, Channel:26715, Bandwidth:5, Modulation:Q16, RB Number: 1, RB Position:LOW)

| Center Frequency (MHz) | Span (MHz) | RBW (MHz) | Detector | Frequency (MHz) | Power (dBm) | Verdict | Sweep Point |
|------------------------|------------|-----------|----------|-----------------|-------------|---------|-------------|
| 814 | 1 | 0.002 | RMS | 813.971 | -34.63 | Pass | 1000 |



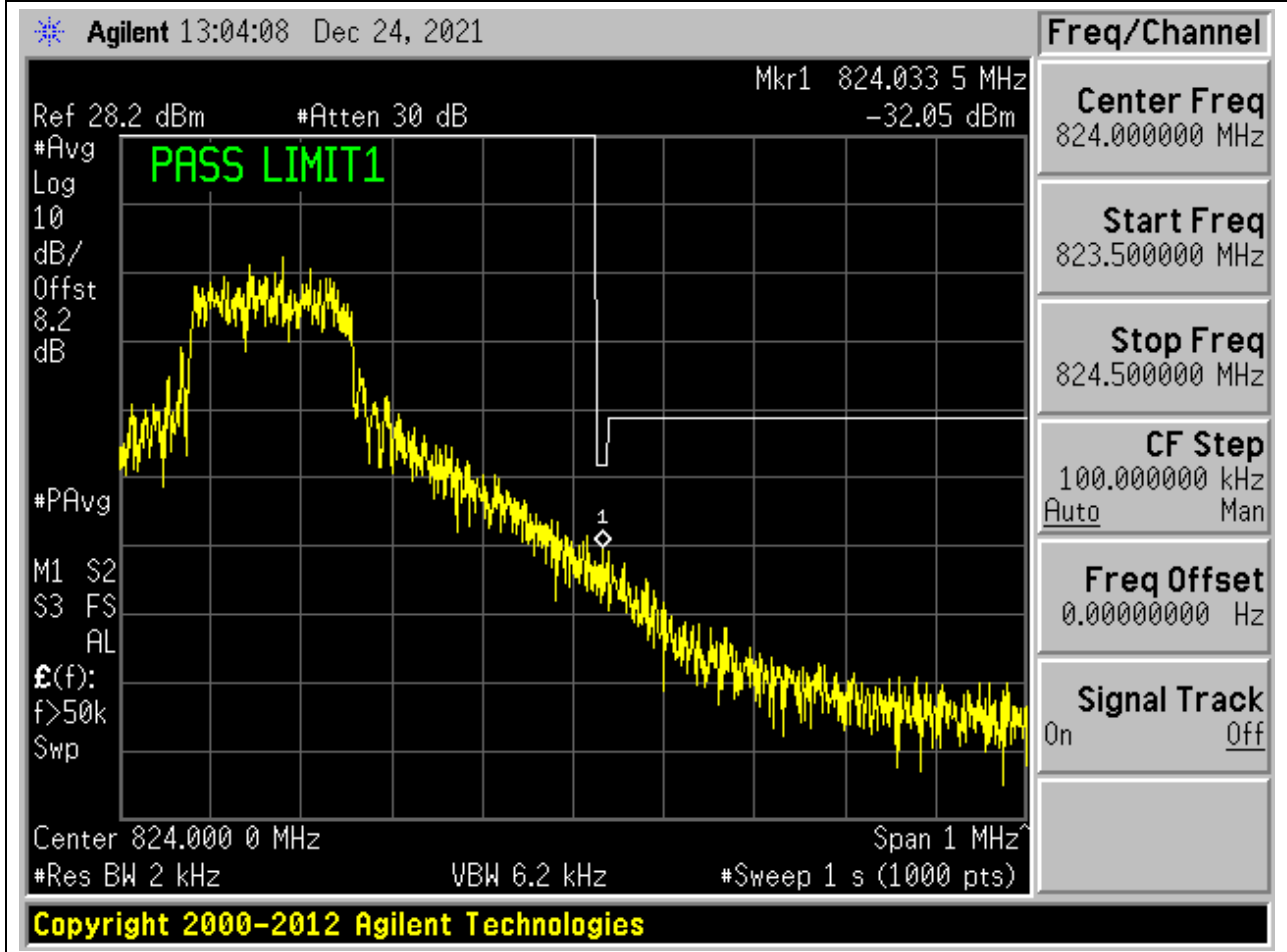
15.20. LTE Band Edge_in-band(NTNV)(Subtest:20, Channel:26715, Bandwidth:5, Modulation:Q16, RB Number: 25, RB Position:LOW)

| Center Frequency (MHz) | Span (MHz) | RBW (MHz) | Detector | Frequency (MHz) | Power (dBm) | Verdict | Sweep Point |
|------------------------|------------|-----------|----------|-----------------|-------------|---------|-------------|
| 814 | 1 | 0.051 | RMS | 813.968 | -30.16 | Pass | 401 |



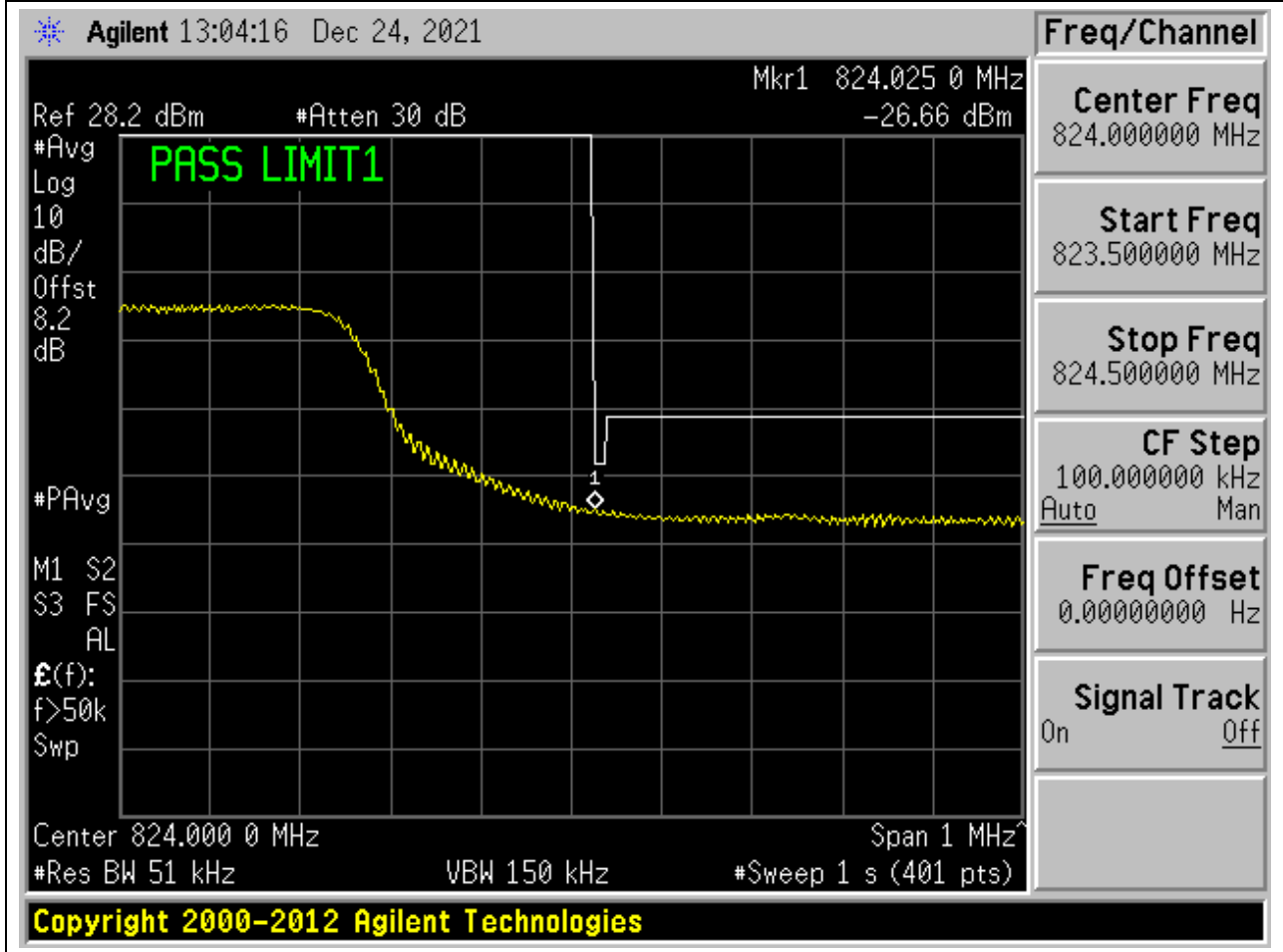
15.21. LTE Band Edge_in-band(NTNV)(Subtest:21, Channel:26765, Bandwidth:5, Modulation:QPSK, RB Number: 1, RB Position:HIGH)

| Center Frequency (MHz) | Span (MHz) | RBW (MHz) | Detector | Frequency (MHz) | Power (dBm) | Verdict | Sweep Point |
|------------------------|------------|-----------|----------|-----------------|-------------|---------|-------------|
| 824 | 1 | 0.002 | RMS | 824.034 | -32.05 | Pass | 1000 |



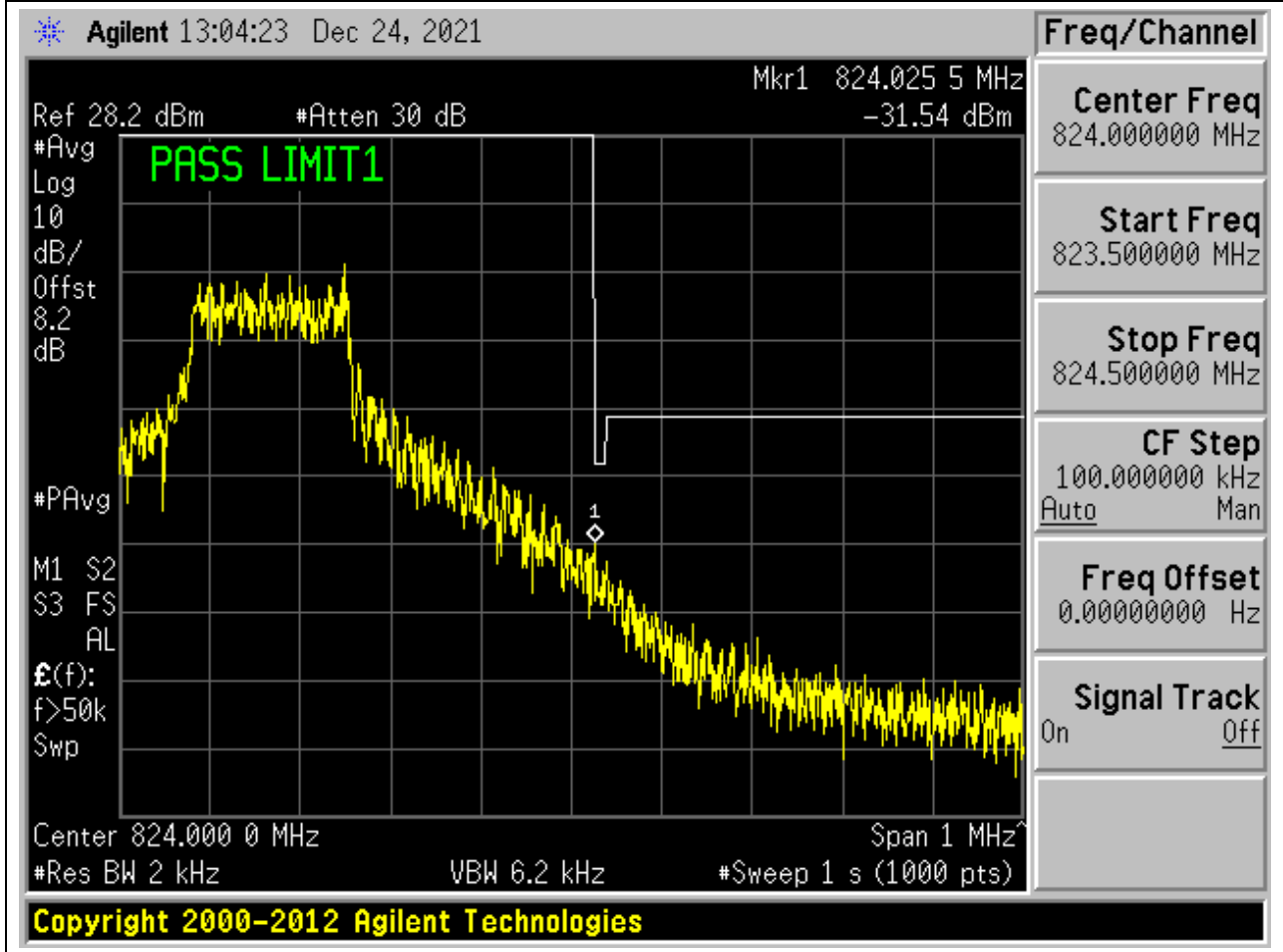
15.22. LTE Band Edge_in-band(NTNV)(Subtest:22, Channel:26765, Bandwidth:5, Modulation:QPSK, RB Number: 25, RB Position:HIGH)

| Center Frequency (MHz) | Span (MHz) | RBW (MHz) | Detector | Frequency (MHz) | Power (dBm) | Verdict | Sweep Point |
|------------------------|------------|-----------|----------|-----------------|-------------|---------|-------------|
| 824 | 1 | 0.051 | RMS | 824.025 | -26.66 | Pass | 401 |



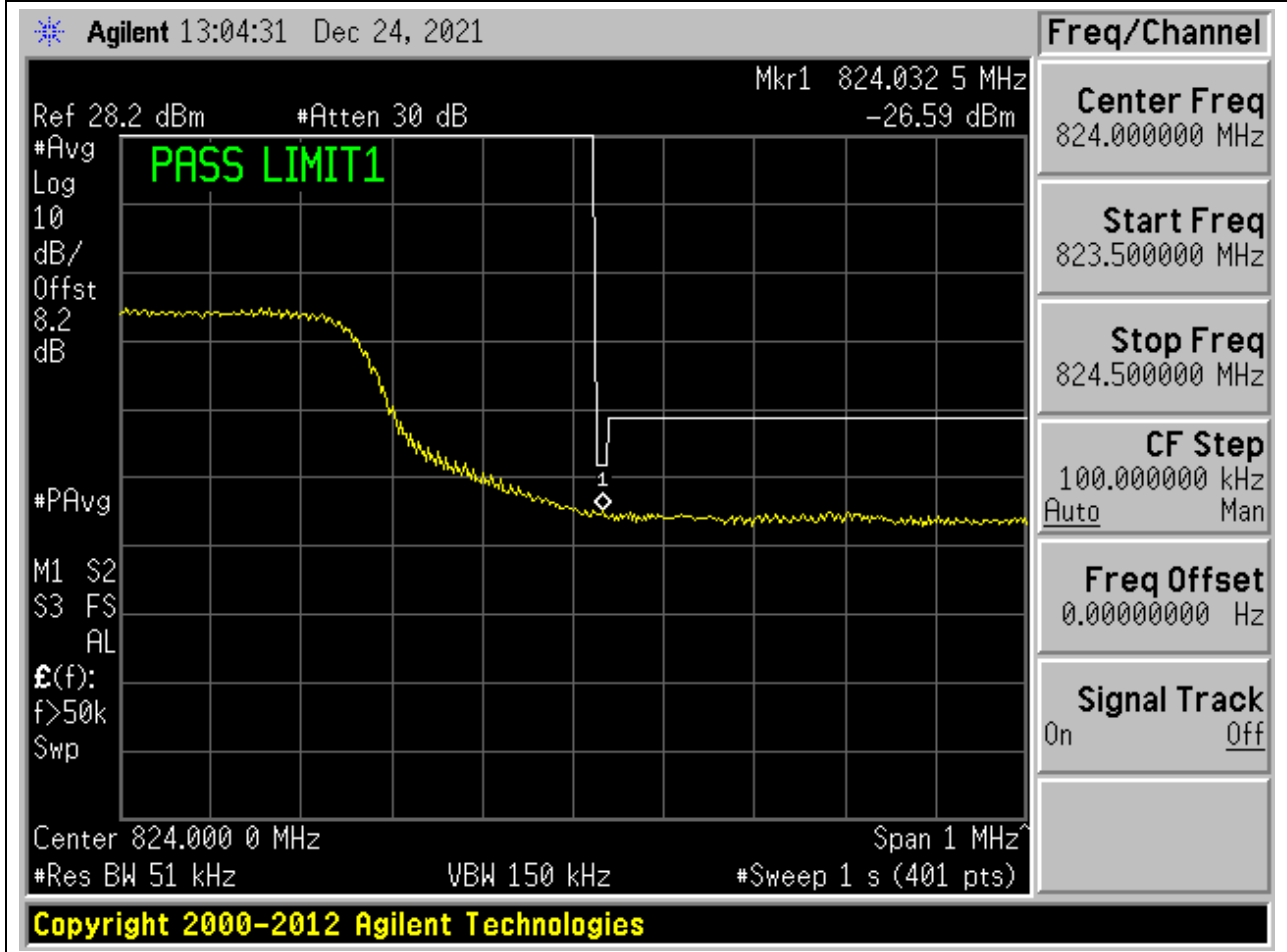
15.23. LTE Band Edge_in-band(NTNV)(Subtest:23, Channel:26765, Bandwidth:5, Modulation:Q16, RB Number: 1, RB Position:HIGH)

| Center Frequency (MHz) | Span (MHz) | RBW (MHz) | Detector | Frequency (MHz) | Power (dBm) | Verdict | Sweep Point |
|------------------------|------------|-----------|----------|-----------------|-------------|---------|-------------|
| 824 | 1 | 0.002 | RMS | 824.026 | -31.54 | Pass | 1000 |



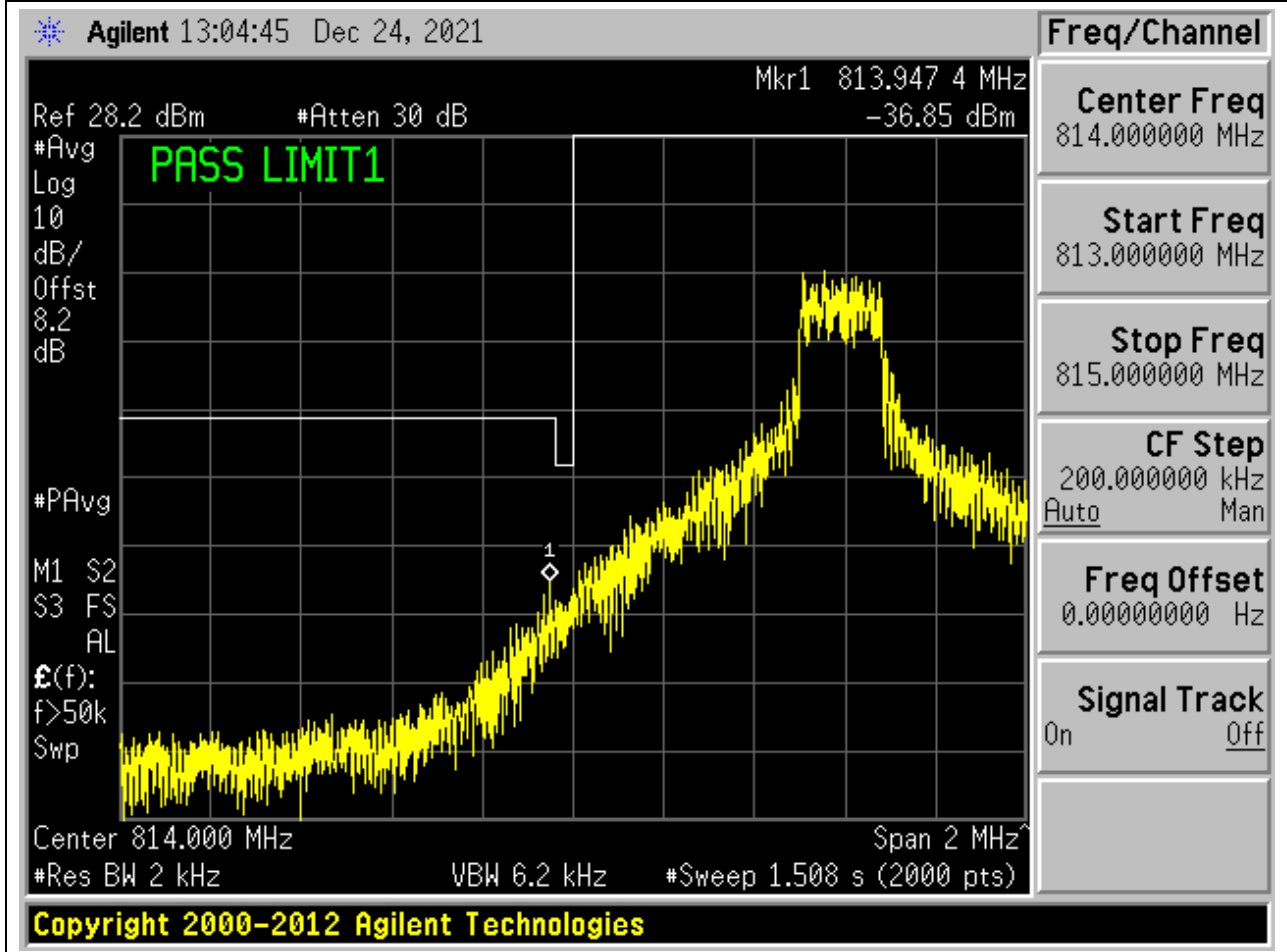
15.24. LTE Band Edge_in-band(NTNV)(Subtest:24, Channel:26765, Bandwidth:5, Modulation:Q16, RB Number: 25, RB Position:HIGH)

| Center Frequency (MHz) | Span (MHz) | RBW (MHz) | Detector | Frequency (MHz) | Power (dBm) | Verdict | Sweep Point |
|------------------------|------------|-----------|----------|-----------------|-------------|---------|-------------|
| 824 | 1 | 0.051 | RMS | 824.033 | -26.59 | Pass | 401 |



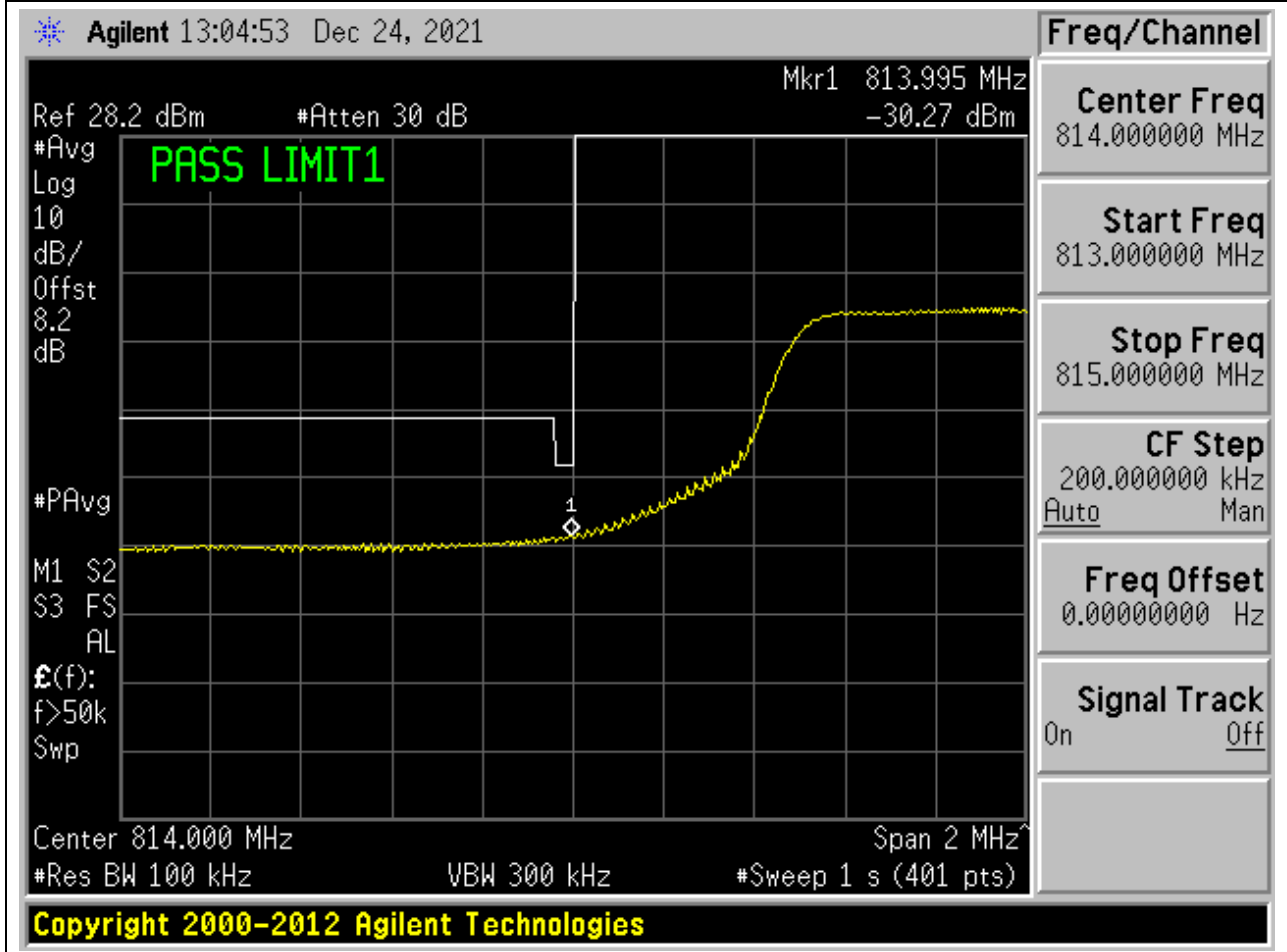
15.25. LTE Band Edge_in-band(NTNV)(Subtest:25, Channel:26740, Bandwidth:10, Modulation:QPSK, RB Number: 1, RB Position:LOW)

| Center Frequency (MHz) | Span (MHz) | RBW (MHz) | Detector | Frequency (MHz) | Power (dBm) | Verdict | Sweep Point |
|------------------------|------------|-----------|----------|-----------------|-------------|---------|-------------|
| 814 | 2 | 0.002 | RMS | 813.947 | -36.85 | Pass | 2000 |



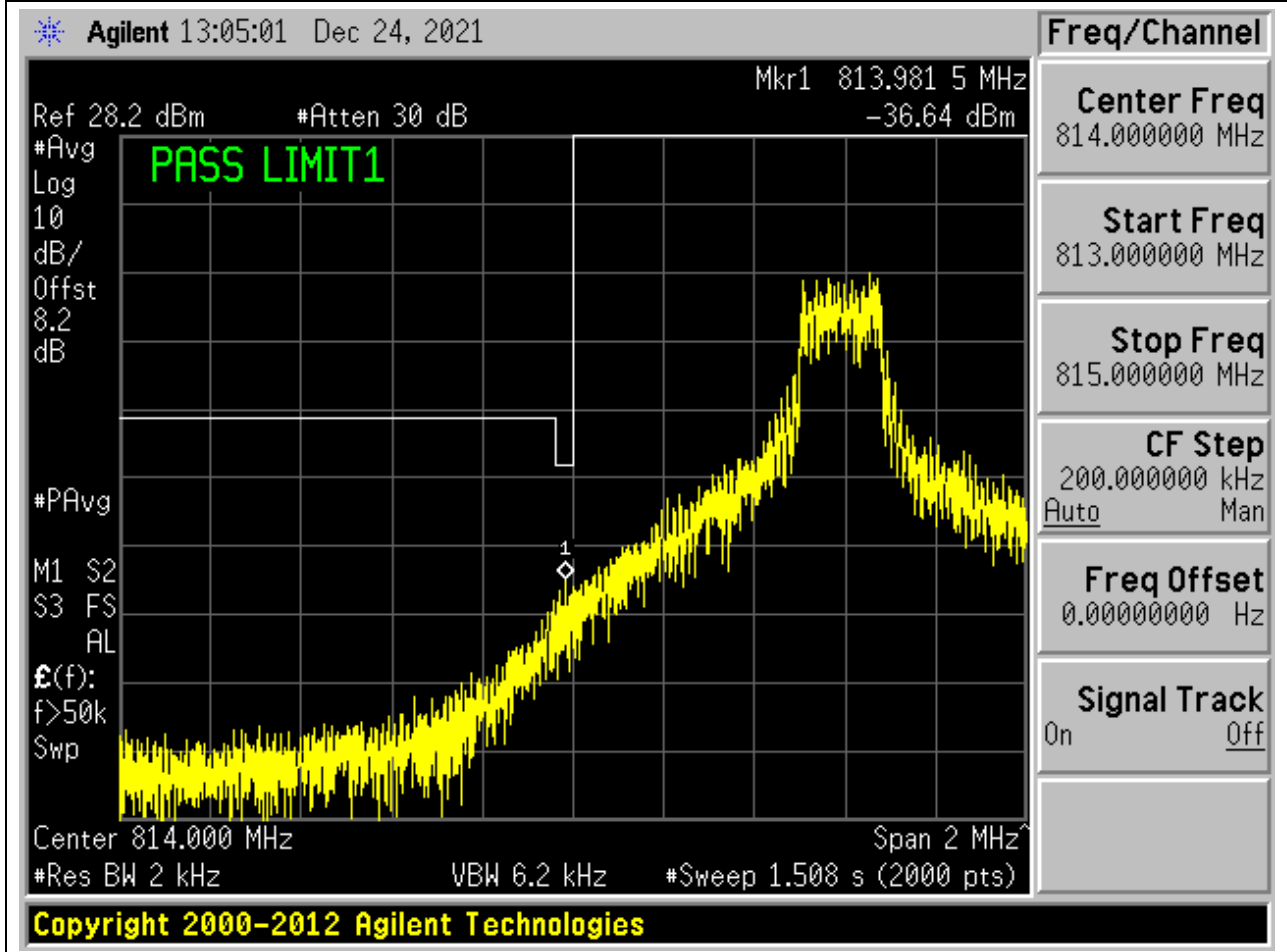
15.26. LTE Band Edge_in-band(NTNV)(Subtest:26, Channel:26740, Bandwidth:10, Modulation:QPSK, RB Number: 50, RB Position:LOW)

| Center Frequency (MHz) | Span (MHz) | RBW (MHz) | Detector | Frequency (MHz) | Power (dBm) | Verdict | Sweep Point |
|------------------------|------------|-----------|----------|-----------------|-------------|---------|-------------|
| 814 | 2 | 0.1 | RMS | 813.995 | -30.27 | Pass | 401 |



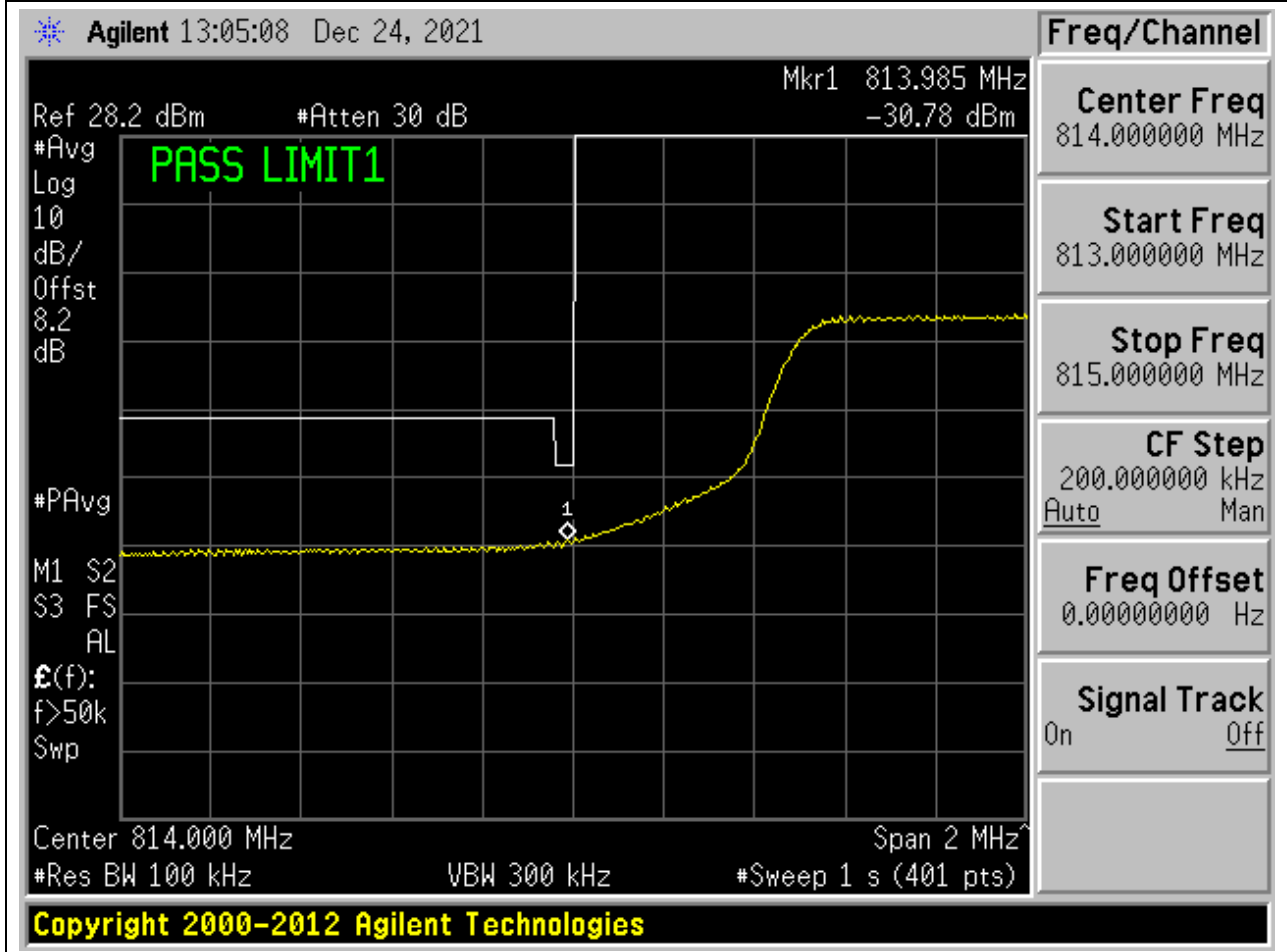
15.27. LTE Band Edge_in-band(NTNV)(Subtest:27, Channel:26740, Bandwidth:10, Modulation:Q16, RB Number: 1, RB Position:LOW)

| Center Frequency (MHz) | Span (MHz) | RBW (MHz) | Detector | Frequency (MHz) | Power (dBm) | Verdict | Sweep Point |
|------------------------|------------|-----------|----------|-----------------|-------------|---------|-------------|
| 814 | 2 | 0.002 | RMS | 813.982 | -36.64 | Pass | 2000 |



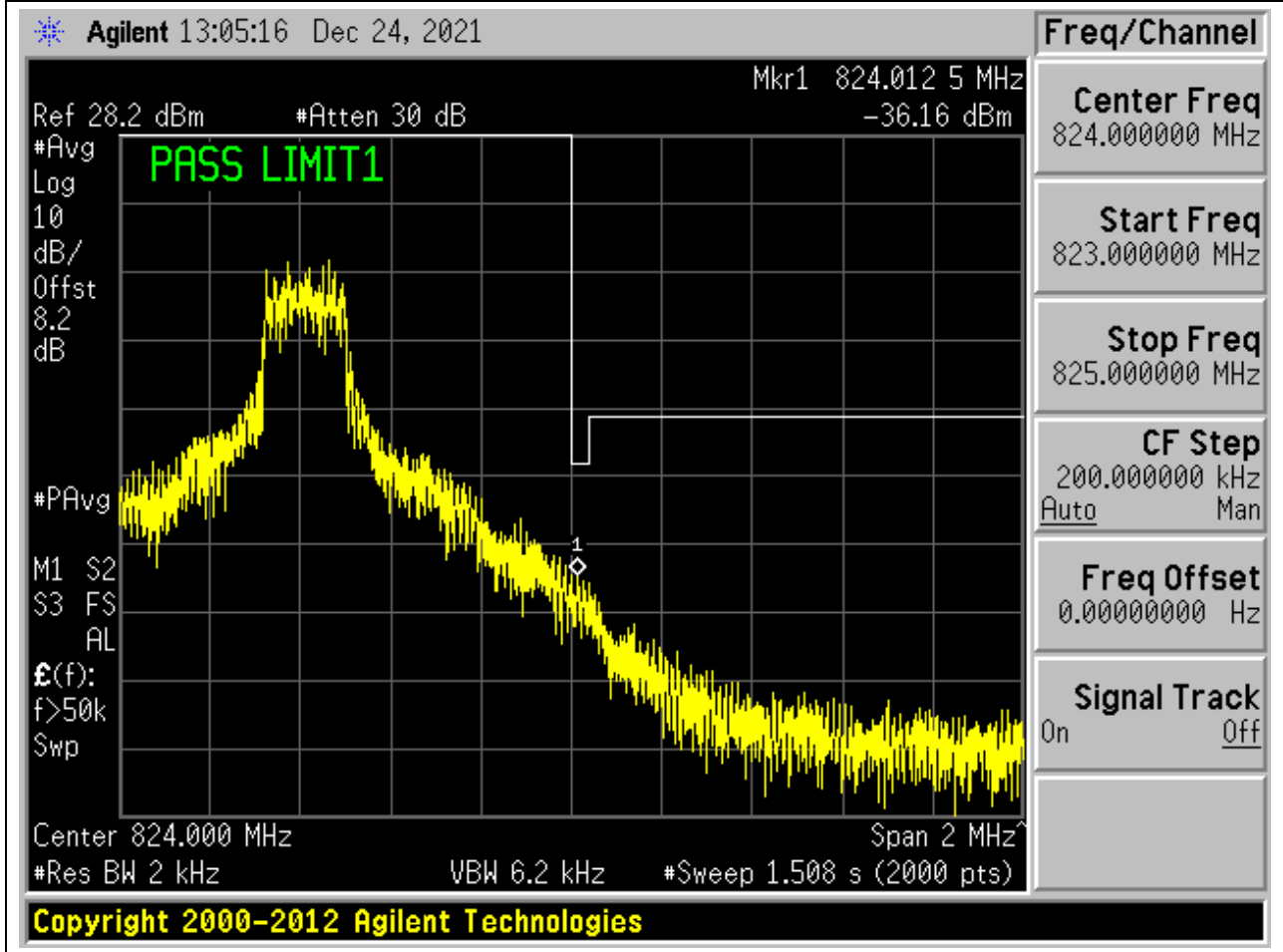
15.28. LTE Band Edge_in-band(NTNV)(Subtest:28, Channel:26740, Bandwidth:10, Modulation:Q16, RB Number: 50, RB Position:LOW)

| Center Frequency (MHz) | Span (MHz) | RBW (MHz) | Detector | Frequency (MHz) | Power (dBm) | Verdict | Sweep Point |
|------------------------|------------|-----------|----------|-----------------|-------------|---------|-------------|
| 814 | 2 | 0.1 | RMS | 813.985 | -30.78 | Pass | 401 |



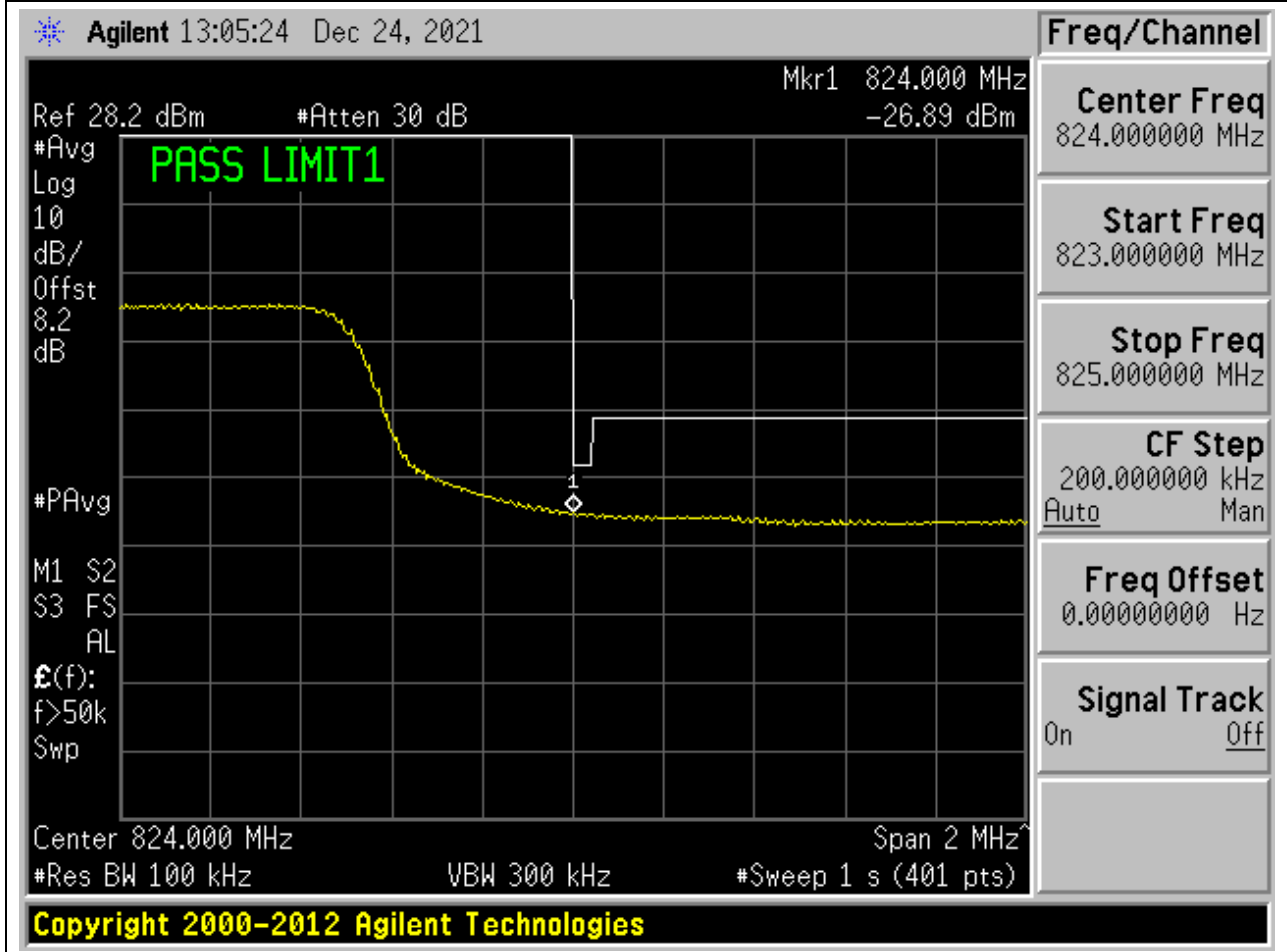
15.29. LTE Band Edge_in-band(NTNV)(Subtest:29, Channel:26740, Bandwidth:10, Modulation:QPSK, RB Number: 1, RB Position:HIGH)

| Center Frequency (MHz) | Span (MHz) | RBW (MHz) | Detector | Frequency (MHz) | Power (dBm) | Verdict | Sweep Point |
|------------------------|------------|-----------|----------|-----------------|-------------|---------|-------------|
| 824 | 2 | 0.002 | RMS | 824.013 | -36.16 | Pass | 2000 |



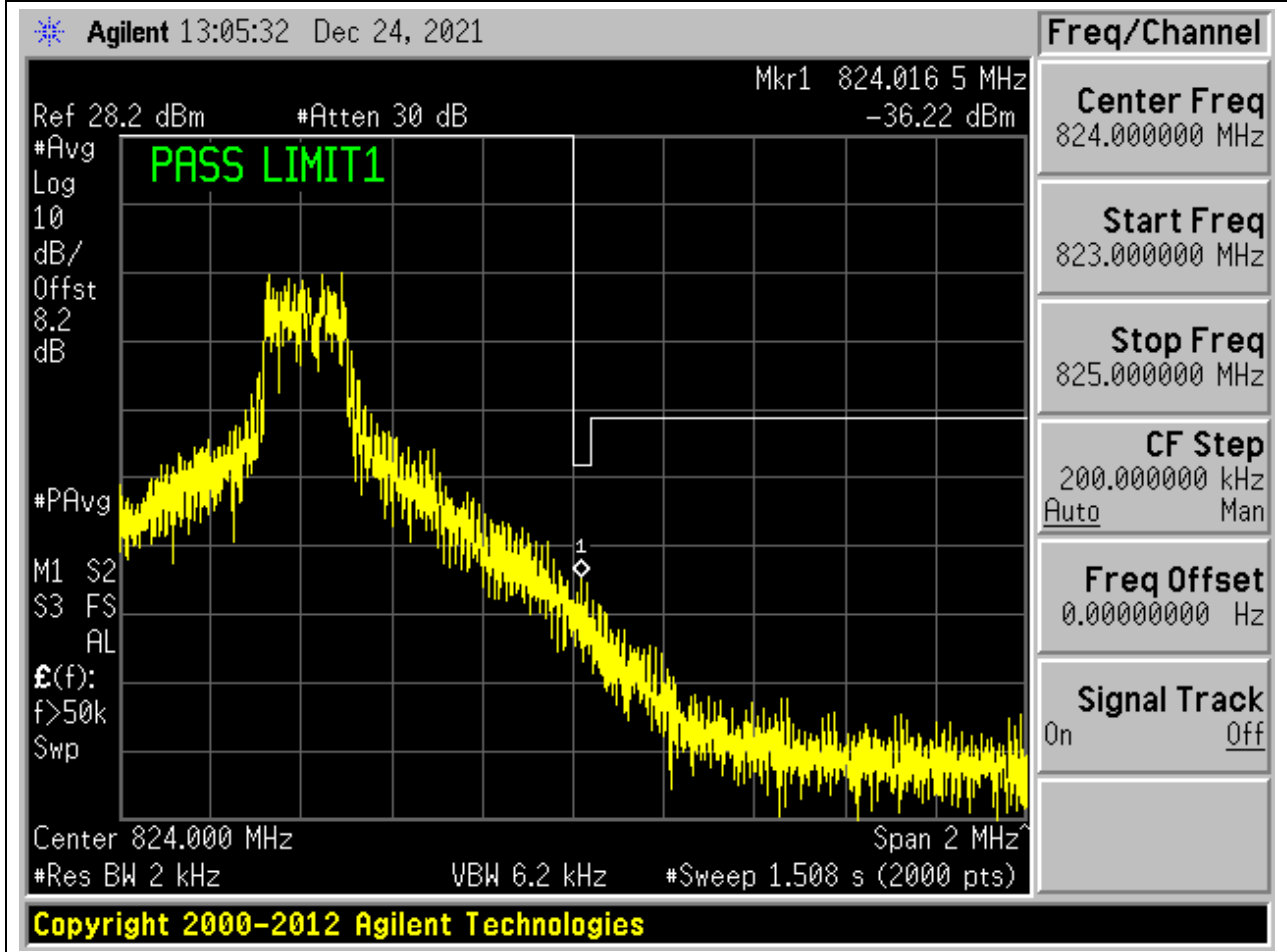
15.30. LTE Band Edge_in-band(NTNV)(Subtest:30, Channel:26740, Bandwidth:10, Modulation:QPSK, RB Number: 50, RB Position:HIGH)

| Center Frequency (MHz) | Span (MHz) | RBW (MHz) | Detector | Frequency (MHz) | Power (dBm) | Verdict | Sweep Point |
|------------------------|------------|-----------|----------|-----------------|-------------|---------|-------------|
| 824 | 2 | 0.1 | RMS | 824 | -26.89 | Pass | 401 |



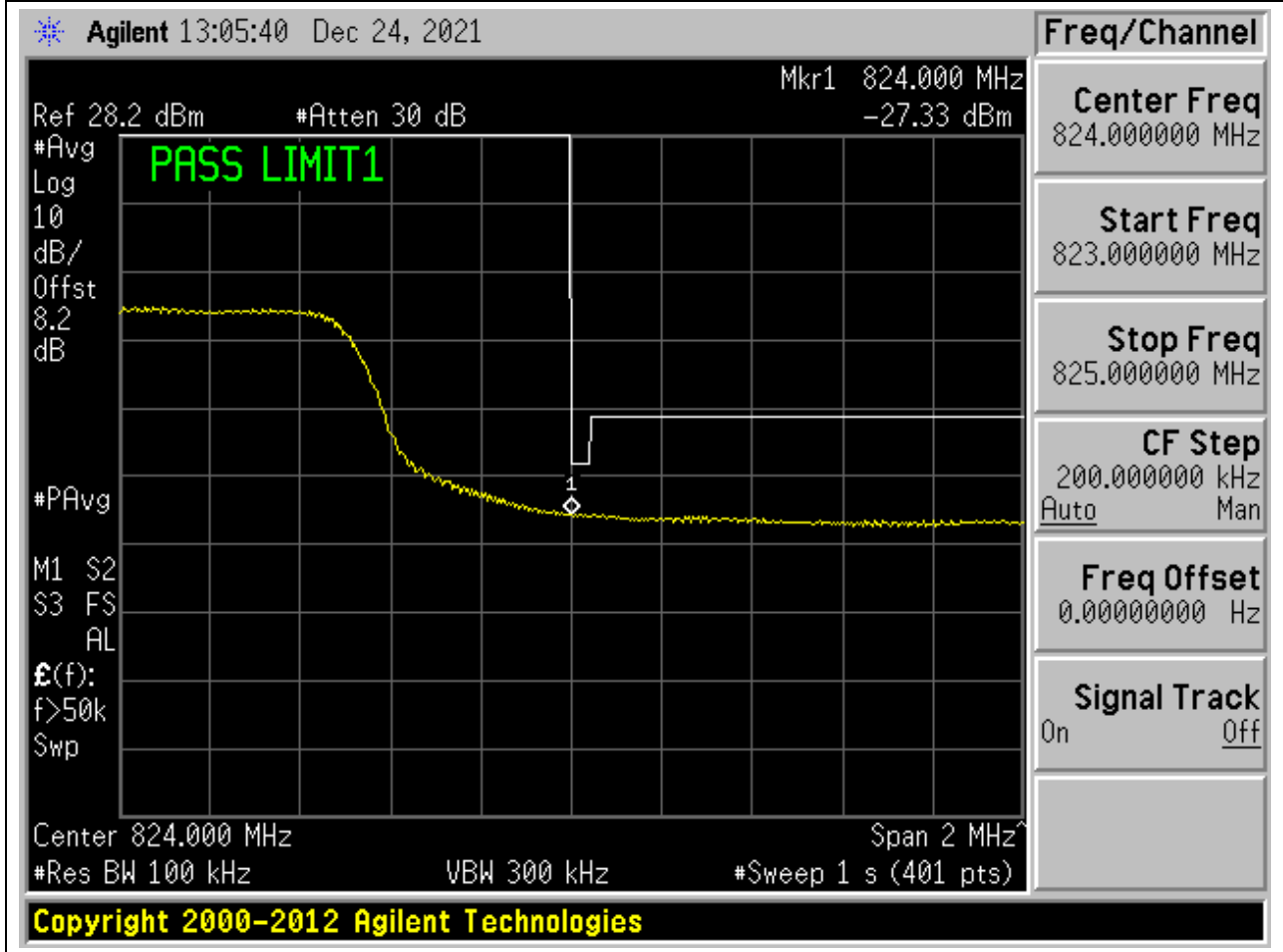
15.31. LTE Band Edge_in-band(NTNV)(Subtest:31, Channel:26740, Bandwidth:10, Modulation:Q16, RB Number: 1, RB Position:HIGH)

| Center Frequency (MHz) | Span (MHz) | RBW (MHz) | Detector | Frequency (MHz) | Power (dBm) | Verdict | Sweep Point |
|------------------------|------------|-----------|----------|-----------------|-------------|---------|-------------|
| 824 | 2 | 0.002 | RMS | 824.017 | -36.22 | Pass | 2000 |



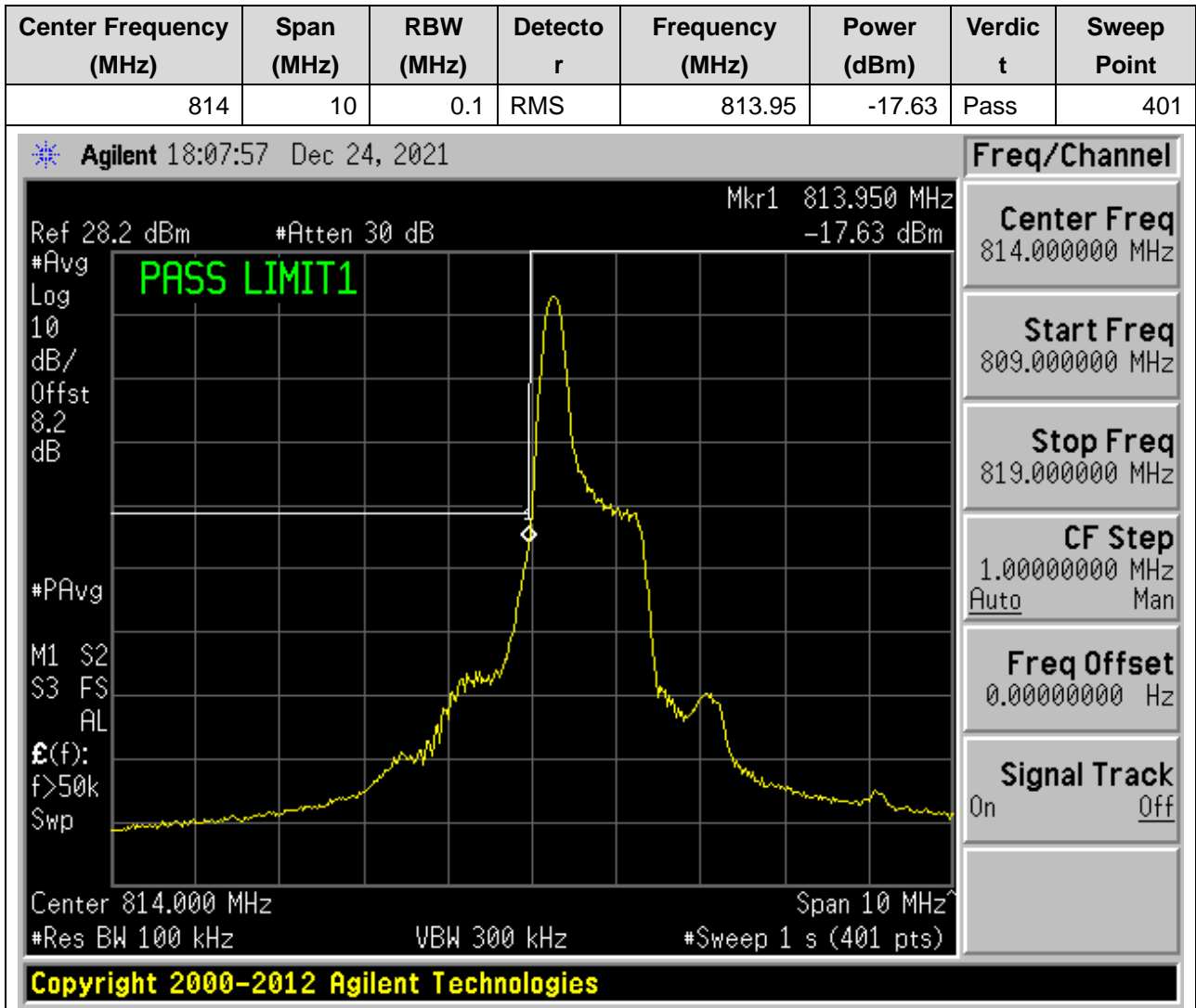
15.32. LTE Band Edge_in-band(NTNV)(Subtest:32, Channel:26740, Bandwidth:10, Modulation:Q16, RB Number: 50, RB Position:HIGH)

| Center Frequency (MHz) | Span (MHz) | RBW (MHz) | Detector | Frequency (MHz) | Power (dBm) | Verdict | Sweep Point |
|------------------------|------------|-----------|----------|-----------------|-------------|---------|-------------|
| 824 | 2 | 0.1 | RMS | 824 | -27.33 | Pass | 401 |



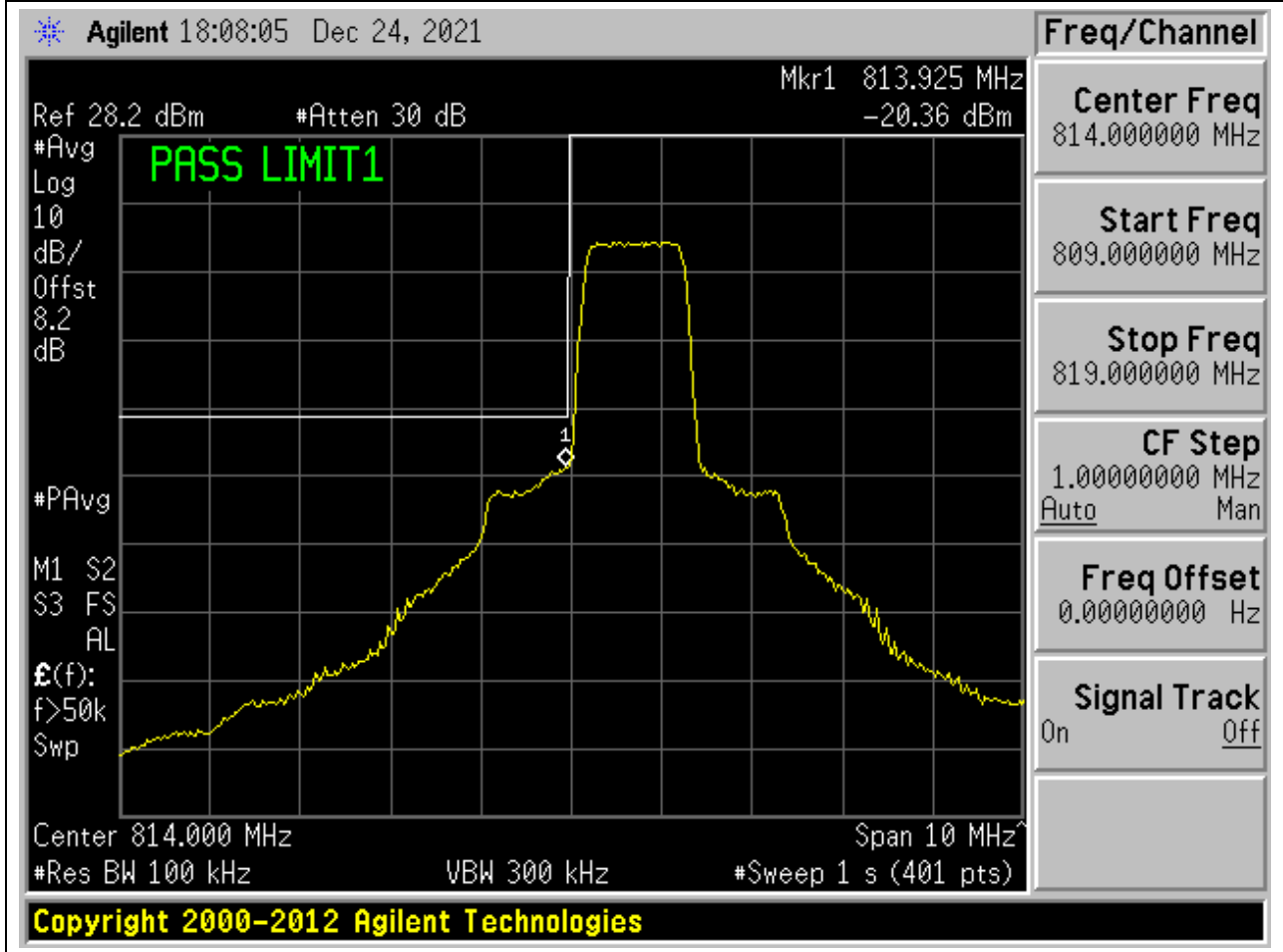
16. LTE_Band26(part90)

16.1. LTE Band Edge_out-of-band(NTNV)(Subtest:1, Channel:26697, Bandwidth:1.4, Modulation:QPSK, RB Number: 1, RB Position:LOW)



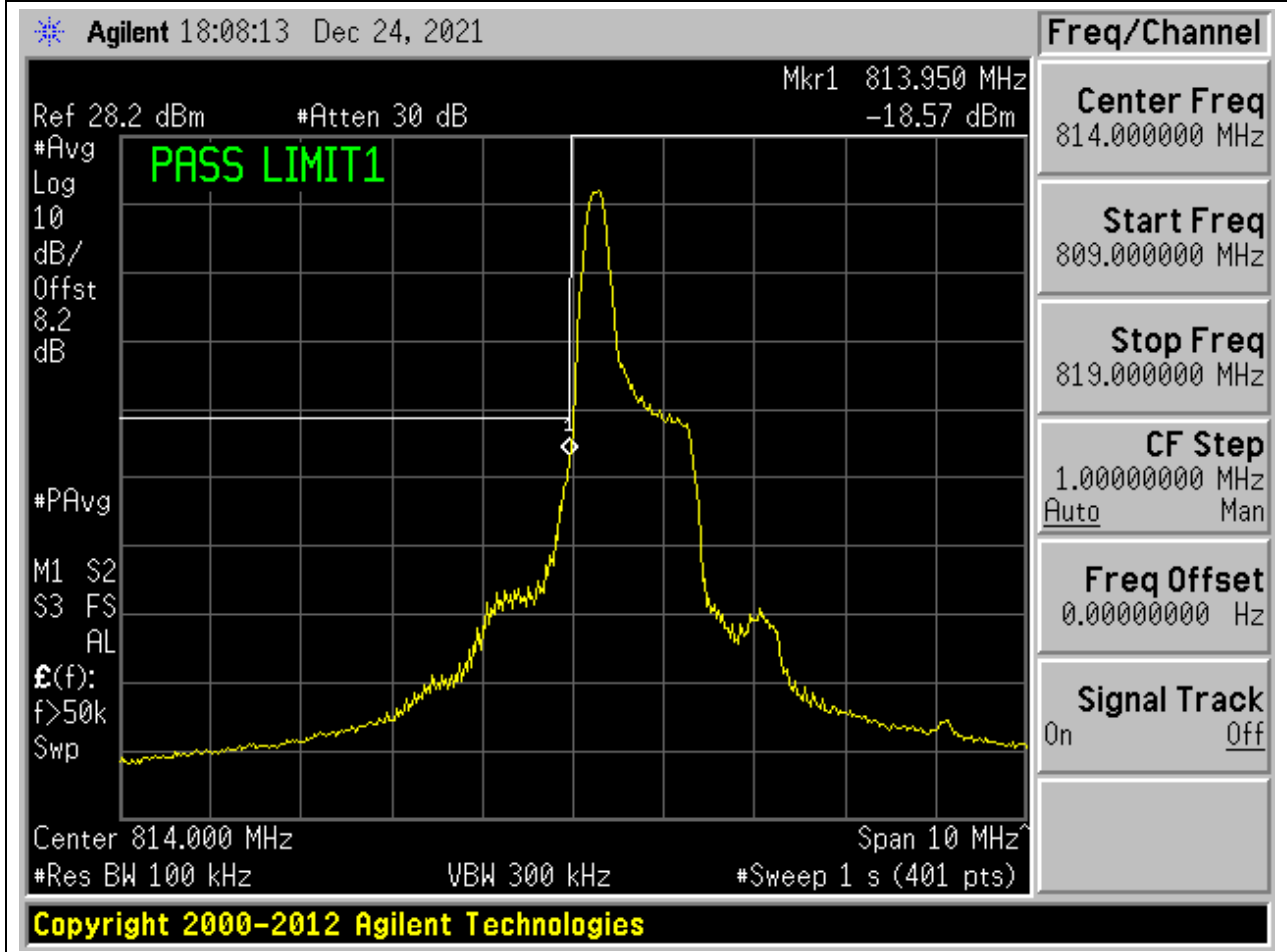
16.2. LTE Band Edge_out-of-band(NTNV)(Subtest:2, Channel:26697, Bandwidth:1.4, Modulation:QPSK, RB Number: 6, RB Position:LOW)

| Center Frequency (MHz) | Span (MHz) | RBW (MHz) | Detector | Frequency (MHz) | Power (dBm) | Verdict | Sweep Point |
|------------------------|------------|-----------|----------|-----------------|-------------|---------|-------------|
| 814 | 10 | 0.1 | RMS | 813.925 | -20.36 | Pass | 401 |



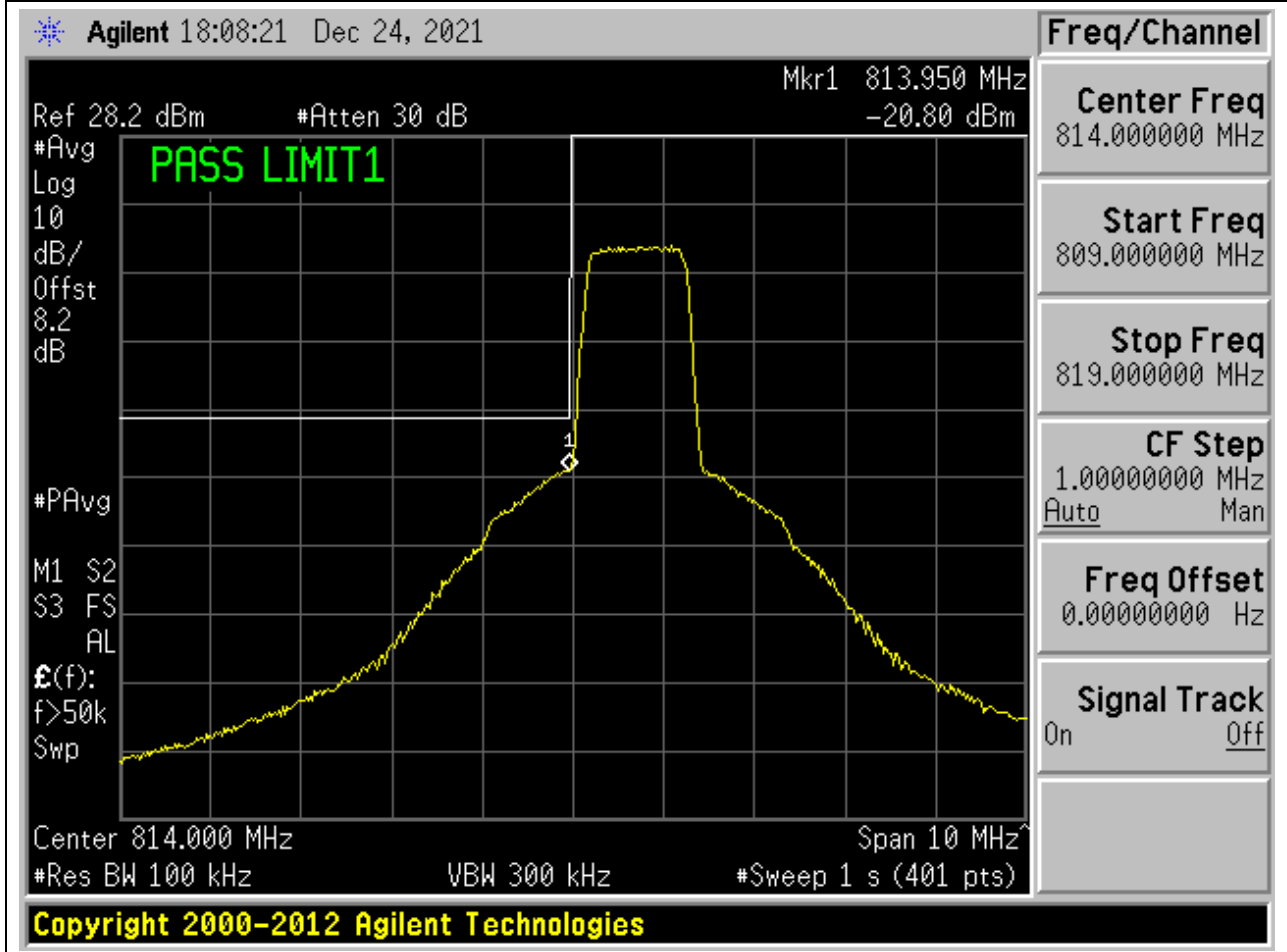
16.3. LTE Band Edge_out-of-band(NTNV)(Subtest:3, Channel:26697, Bandwidth:1.4, Modulation:Q16, RB Number: 1, RB Position:LOW)

| Center Frequency (MHz) | Span (MHz) | RBW (MHz) | Detector | Frequency (MHz) | Power (dBm) | Verdict | Sweep Point |
|------------------------|------------|-----------|----------|-----------------|-------------|---------|-------------|
| 814 | 10 | 0.1 | RMS | 813.95 | -18.57 | Pass | 401 |



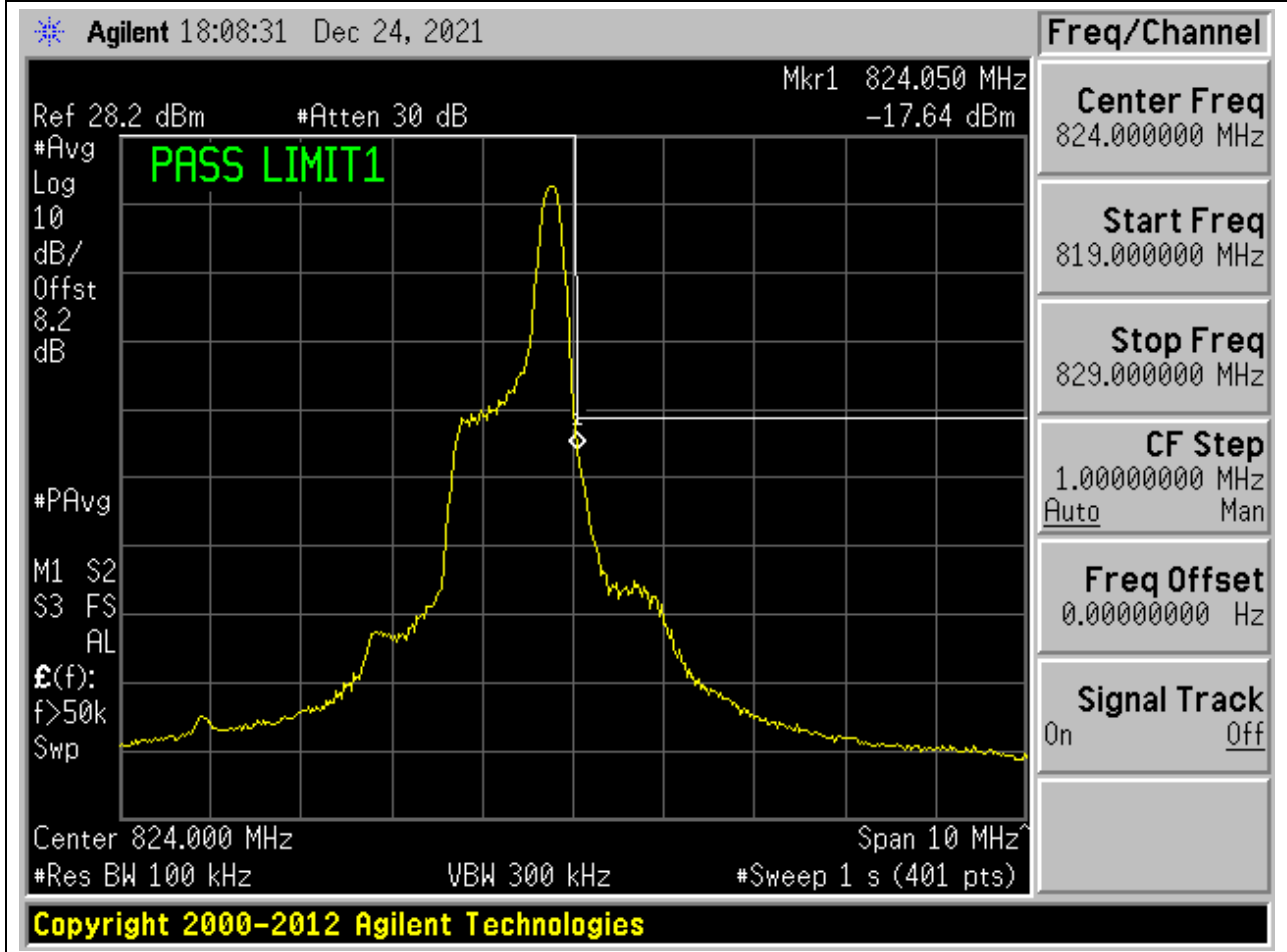
16.4. LTE Band Edge_out-of-band(NTNV)(Subtest:4, Channel:26697, Bandwidth:1.4, Modulation:Q16, RB Number: 6, RB Position:LOW)

| Center Frequency (MHz) | Span (MHz) | RBW (MHz) | Detector | Frequency (MHz) | Power (dBm) | Verdict | Sweep Point |
|------------------------|------------|-----------|----------|-----------------|-------------|---------|-------------|
| 814 | 10 | 0.1 | RMS | 813.95 | -20.8 | Pass | 401 |



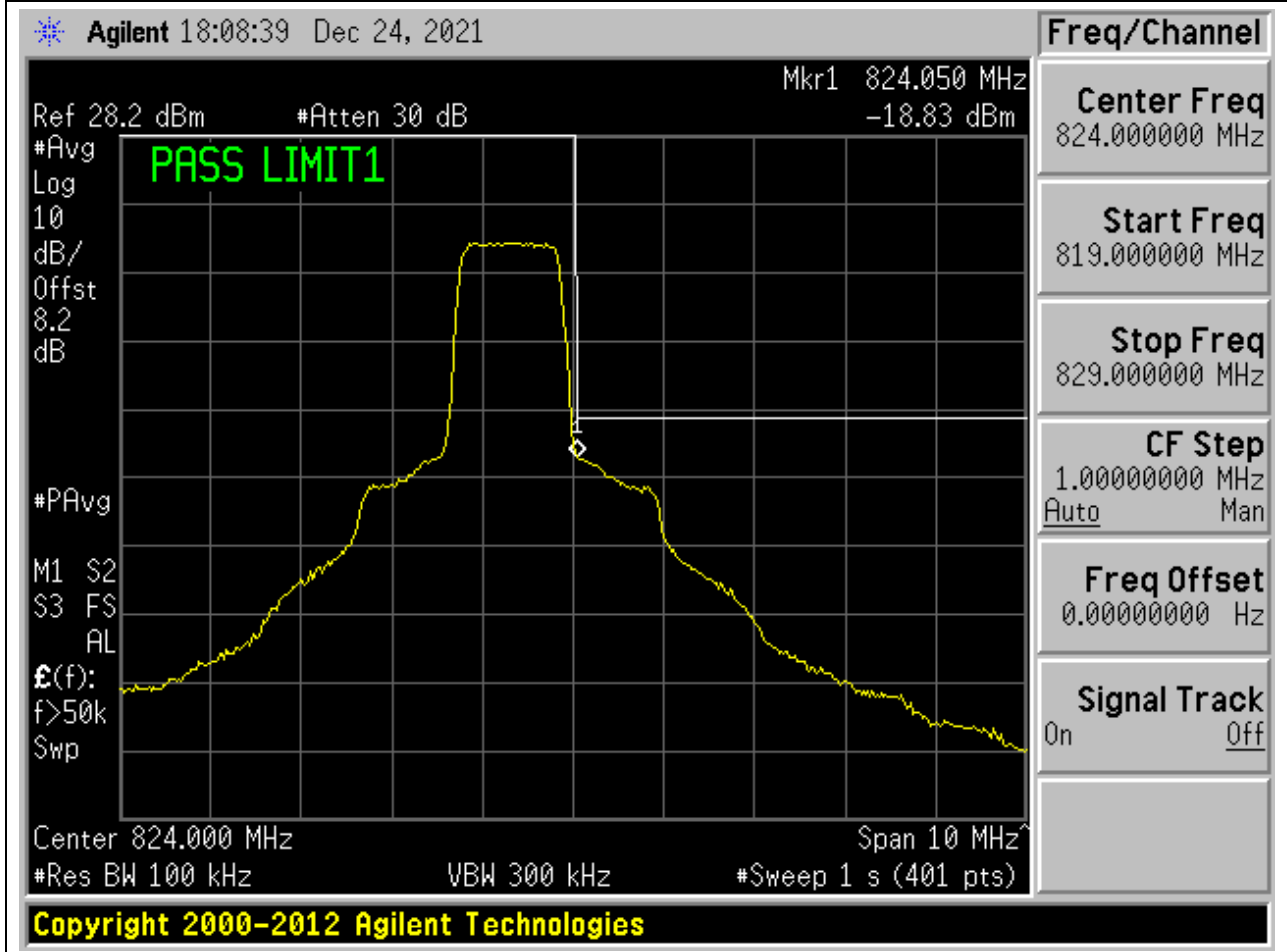
16.5. LTE Band Edge_out-of-band(NTNV)(Subtest:5, Channel:26783, Bandwidth:1.4, Modulation:QPSK, RB Number: 1, RB Position:HIGH)

| Center Frequency (MHz) | Span (MHz) | RBW (MHz) | Detector | Frequency (MHz) | Power (dBm) | Verdict | Sweep Point |
|------------------------|------------|-----------|----------|-----------------|-------------|---------|-------------|
| 824 | 10 | 0.1 | RMS | 824.05 | -17.64 | Pass | 401 |



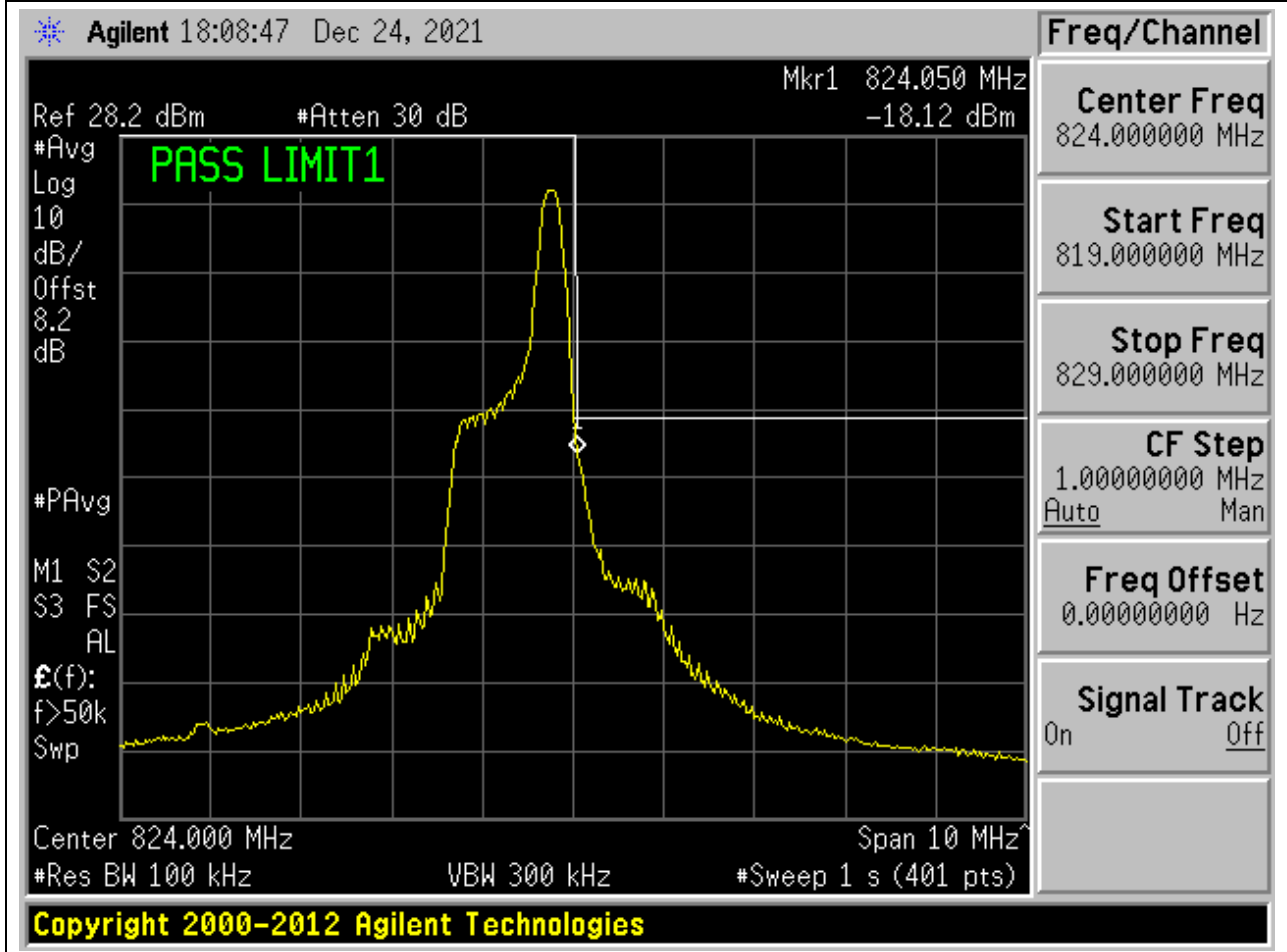
16.6. LTE Band Edge_out-of-band(NTNV)(Subtest:6, Channel:26783, Bandwidth:1.4, Modulation:QPSK, RB Number: 6, RB Position:HIGH)

| Center Frequency (MHz) | Span (MHz) | RBW (MHz) | Detector | Frequency (MHz) | Power (dBm) | Verdict | Sweep Point |
|------------------------|------------|-----------|----------|-----------------|-------------|---------|-------------|
| 824 | 10 | 0.1 | RMS | 824.05 | -18.83 | Pass | 401 |



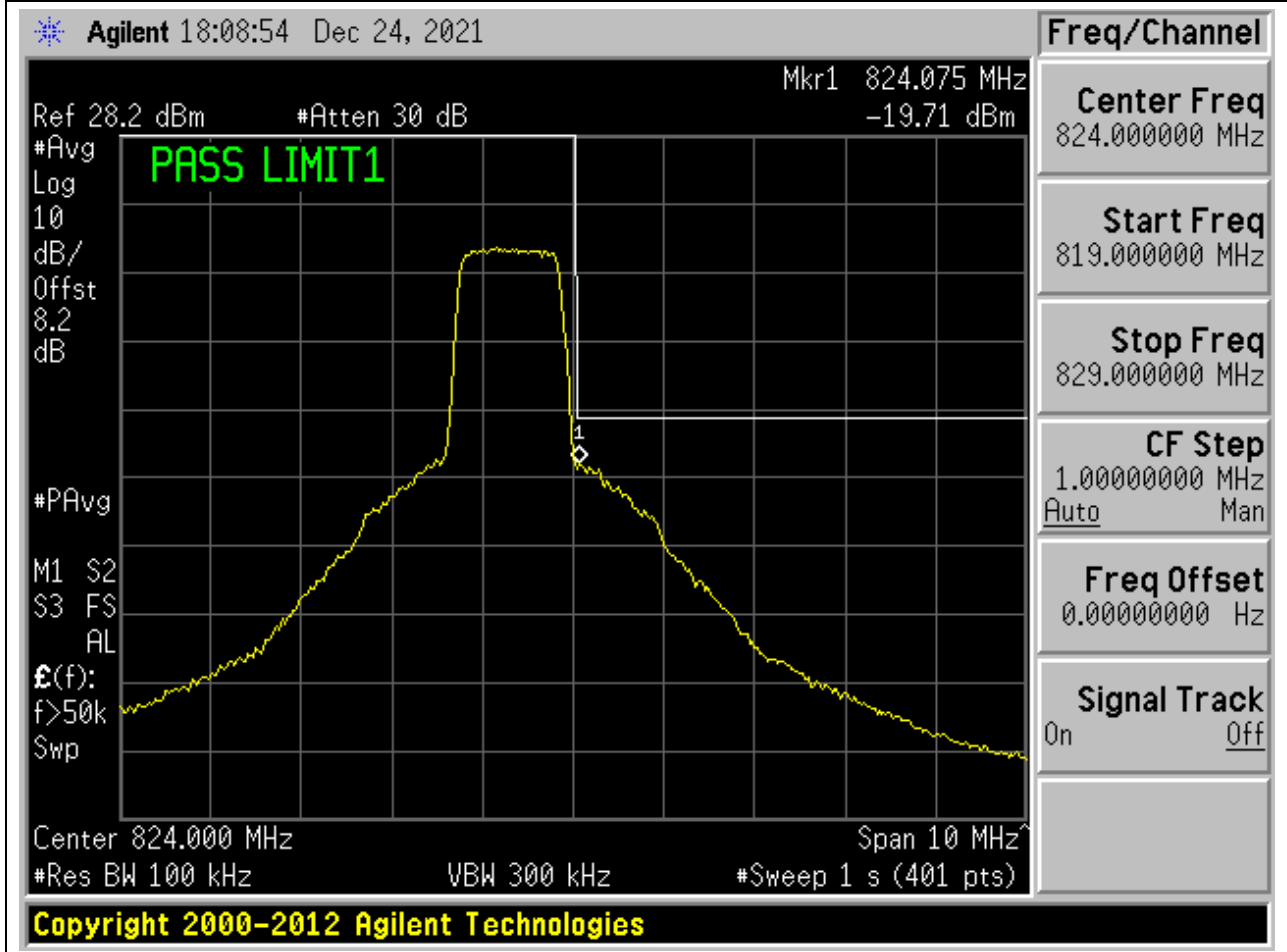
16.7. LTE Band Edge_out-of-band(NTNV)(Subtest:7, Channel:26783, Bandwidth:1.4, Modulation:Q16, RB Number: 1, RB Position:HIGH)

| Center Frequency (MHz) | Span (MHz) | RBW (MHz) | Detector | Frequency (MHz) | Power (dBm) | Verdict | Sweep Point |
|------------------------|------------|-----------|----------|-----------------|-------------|---------|-------------|
| 824 | 10 | 0.1 | RMS | 824.05 | -18.12 | Pass | 401 |



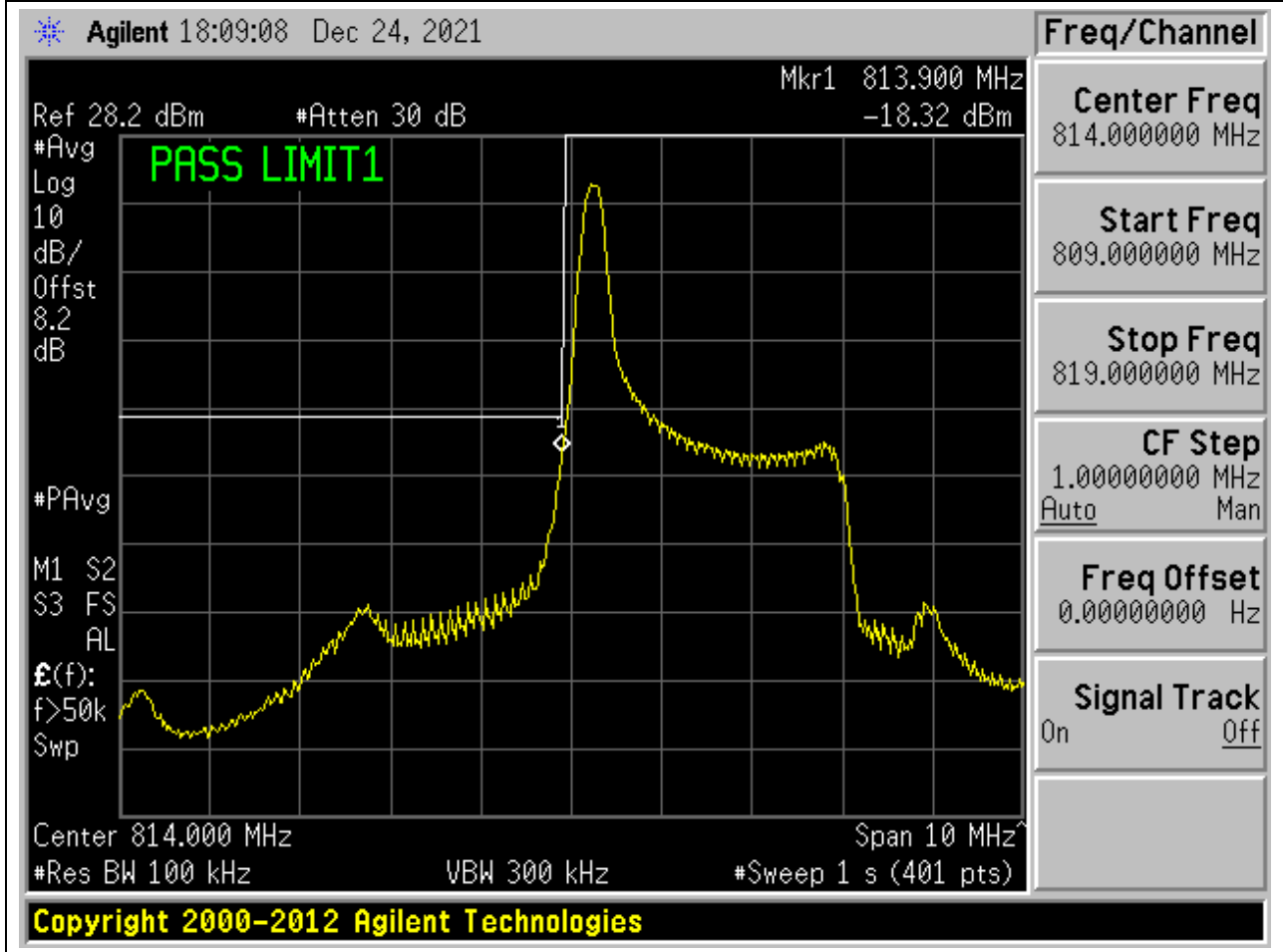
16.8. LTE Band Edge_out-of-band(NTNV)(Subtest:8, Channel:26783, Bandwidth:1.4, Modulation:Q16, RB Number: 6, RB Position:HIGH)

| Center Frequency (MHz) | Span (MHz) | RBW (MHz) | Detector | Frequency (MHz) | Power (dBm) | Verdict | Sweep Point |
|------------------------|------------|-----------|----------|-----------------|-------------|---------|-------------|
| 824 | 10 | 0.1 | RMS | 824.075 | -19.71 | Pass | 401 |



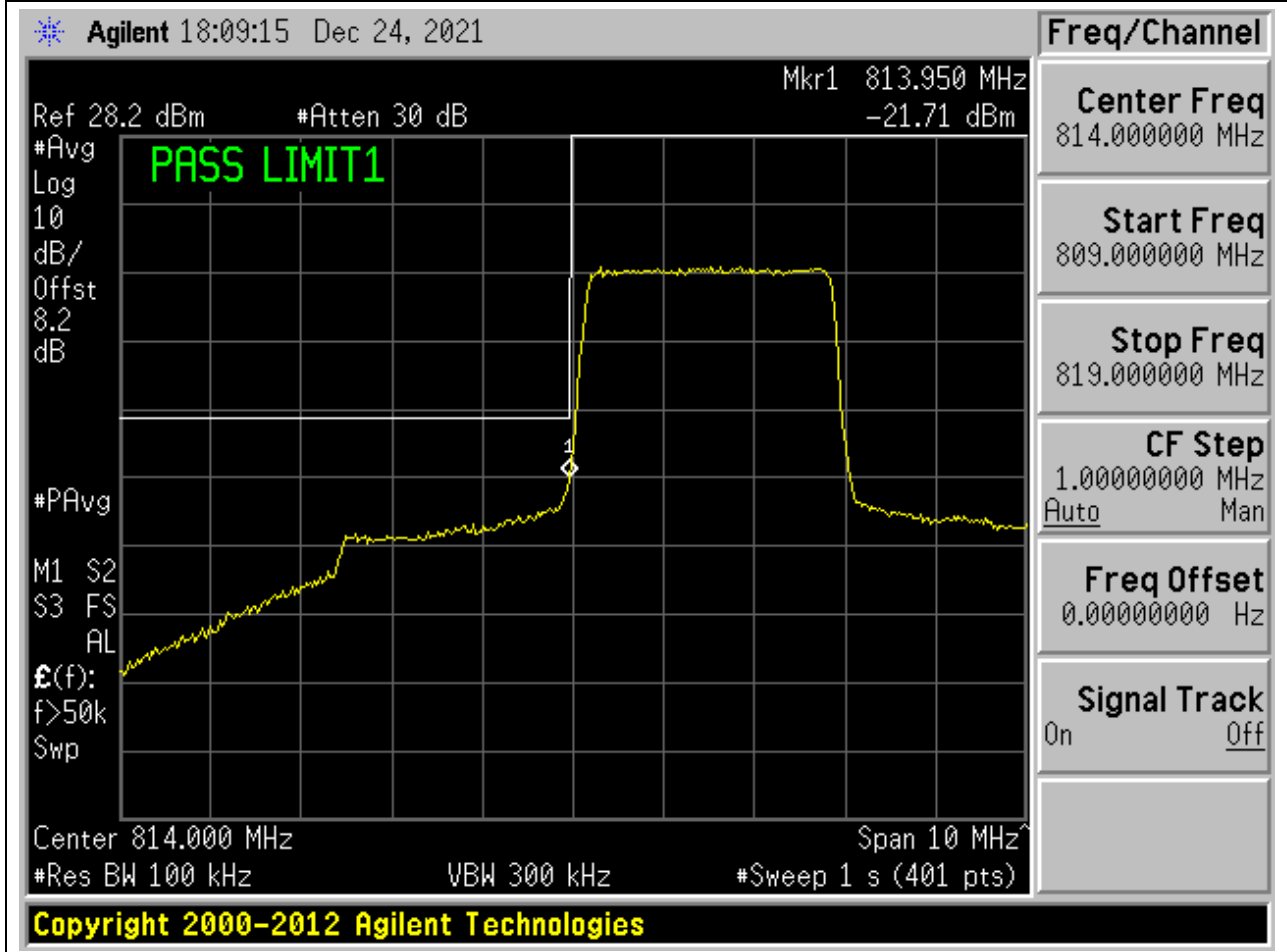
16.9. LTE Band Edge_out-of-band(NTNV)(Subtest:9, Channel:26705, Bandwidth:3, Modulation:QPSK, RB Number: 1, RB Position:LOW)

| Center Frequency (MHz) | Span (MHz) | RBW (MHz) | Detector | Frequency (MHz) | Power (dBm) | Verdict | Sweep Point |
|------------------------|------------|-----------|----------|-----------------|-------------|---------|-------------|
| 814 | 10 | 0.1 | RMS | 813.9 | -18.32 | Pass | 401 |



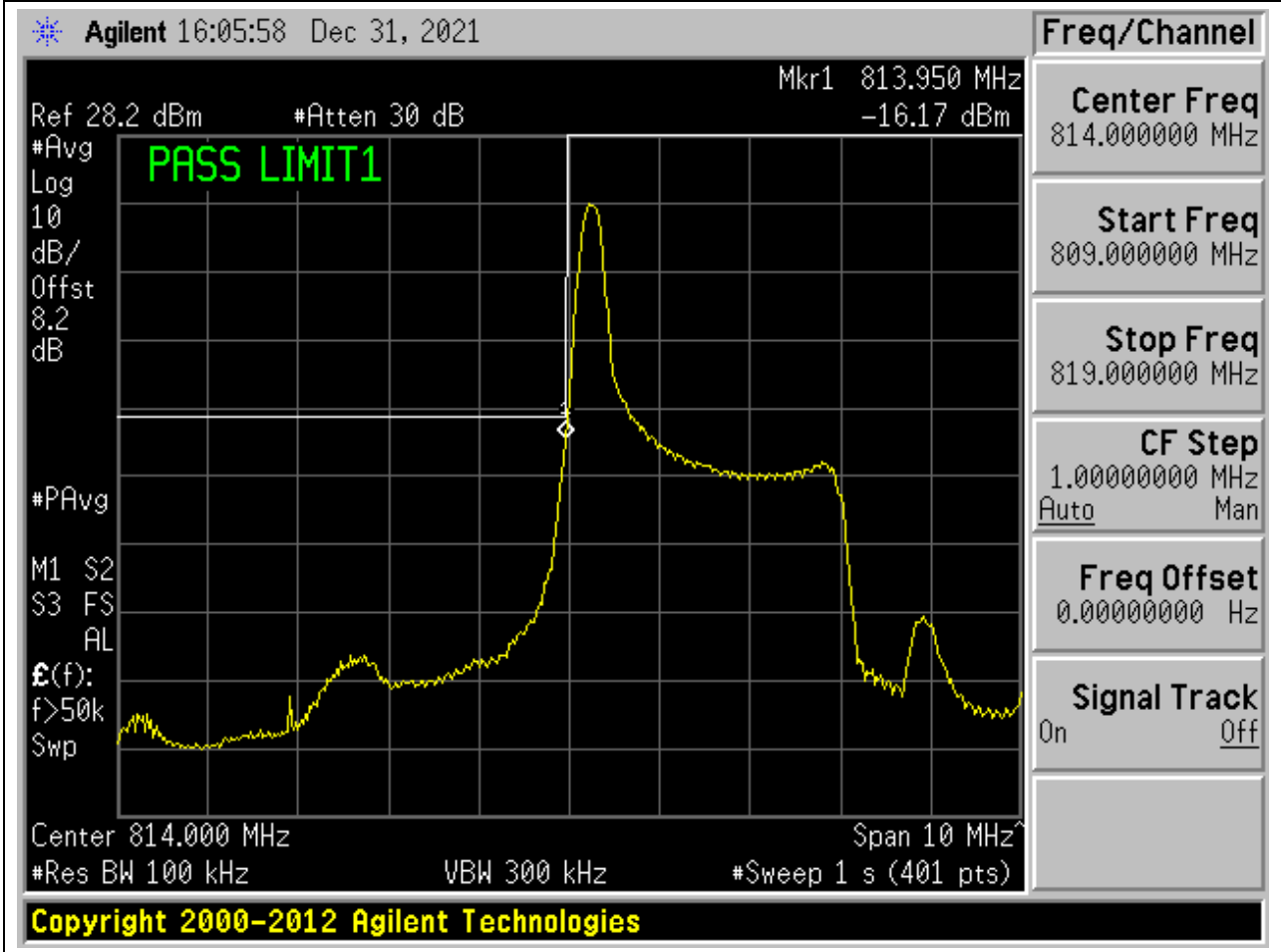
16.10. LTE Band Edge_out-of-band(NTNV)(Subtest:10, Channel:26705, Bandwidth:3, Modulation:QPSK, RB Number: 15, RB Position:LOW)

| Center Frequency (MHz) | Span (MHz) | RBW (MHz) | Detector | Frequency (MHz) | Power (dBm) | Verdict | Sweep Point |
|------------------------|------------|-----------|----------|-----------------|-------------|---------|-------------|
| 814 | 10 | 0.1 | RMS | 813.95 | -21.71 | Pass | 401 |



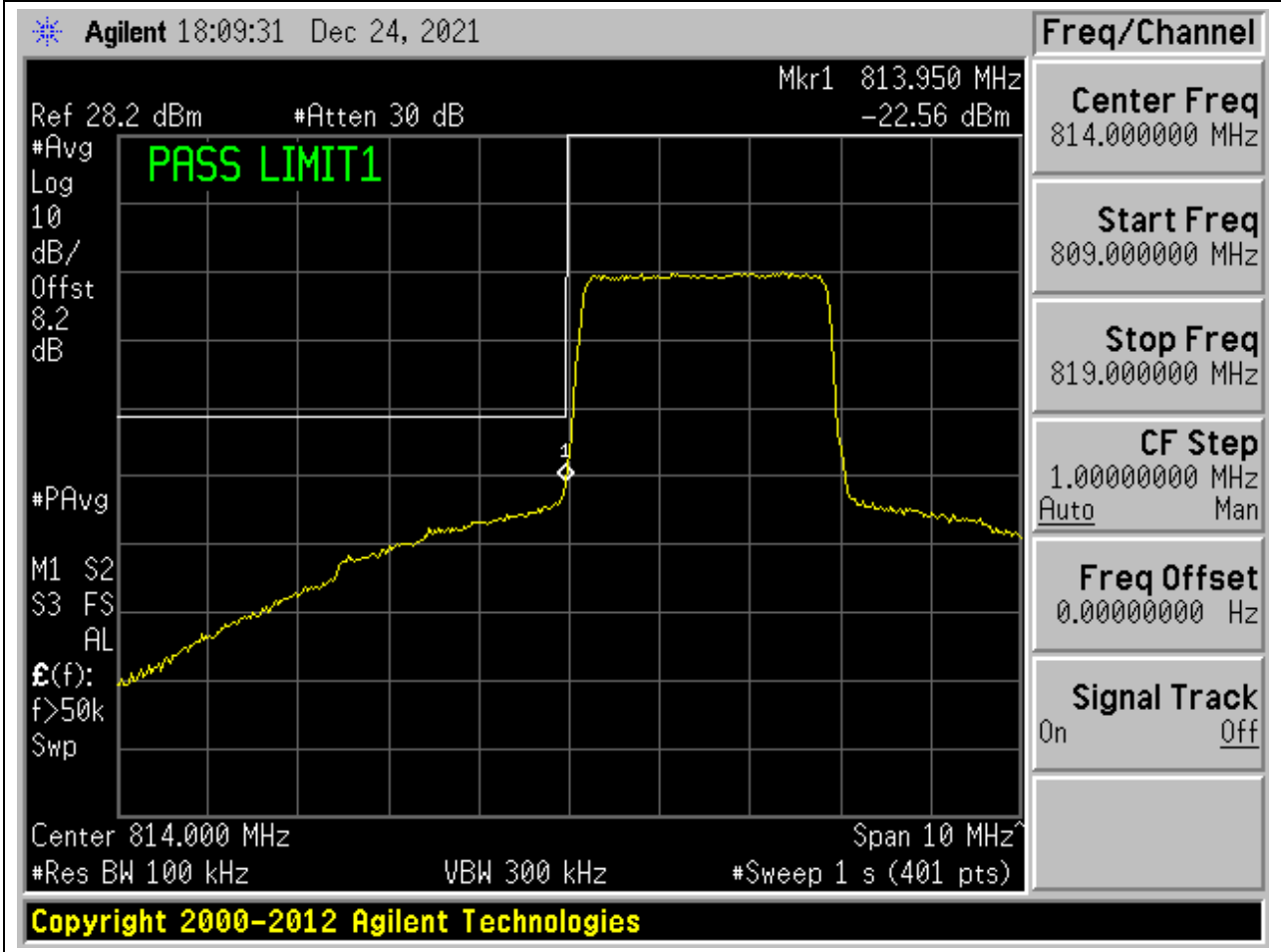
16.11. LTE Band Edge_out-of-band(NTNV)(Subtest:11, Channel:26705, Bandwidth:3, Modulation:Q16, RB Number: 1, RB Position:LOW)

| Center Frequency (MHz) | Span (MHz) | RBW (MHz) | Detector | Frequency (MHz) | Power (dBm) | Verdict | Sweep Point |
|------------------------|------------|-----------|----------|-----------------|-------------|---------|-------------|
| 814 | 10 | 0.1 | RMS | 813.95 | -16.17 | Pass | 401 |



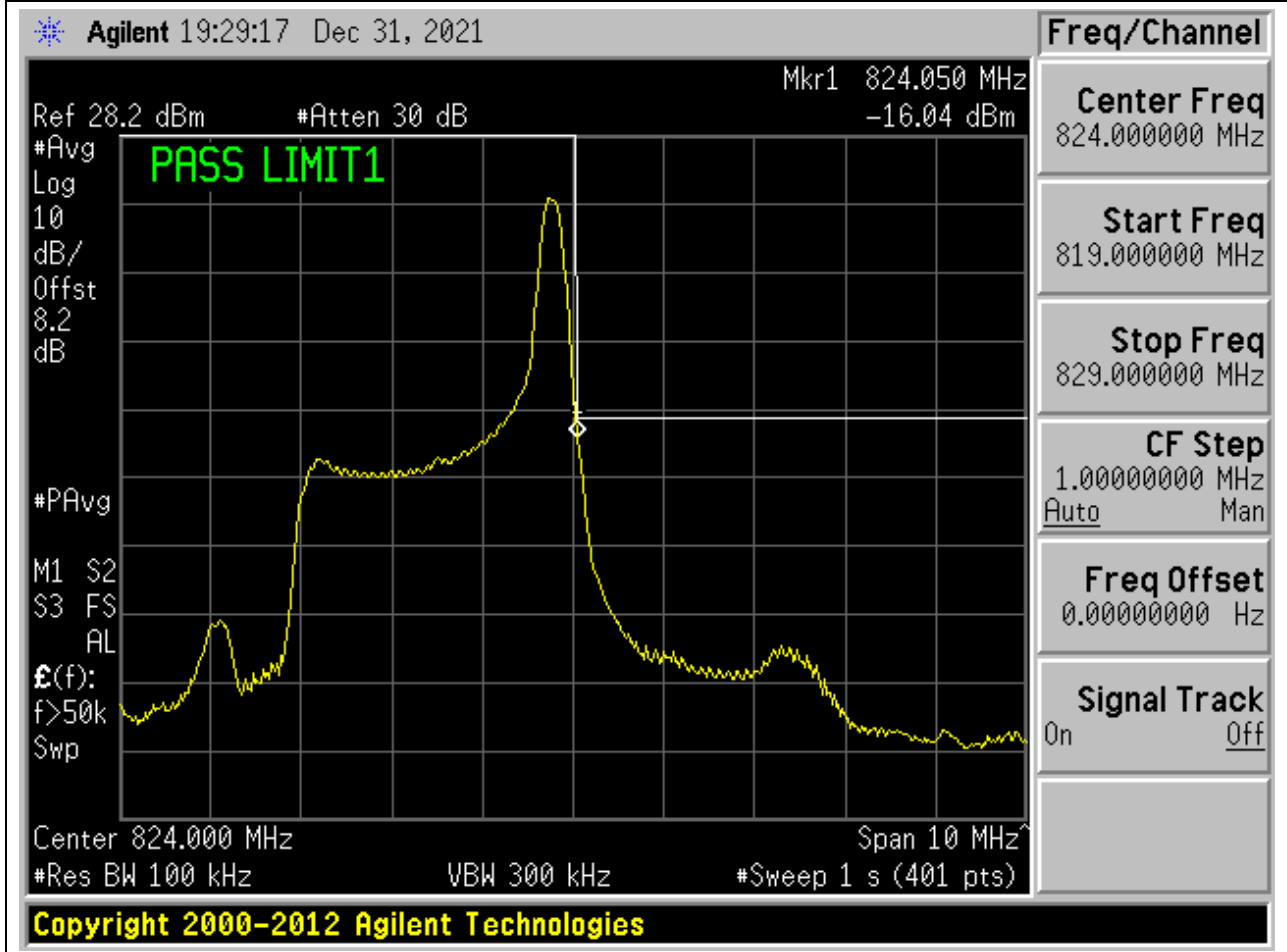
16.12. LTE Band Edge_out-of-band(NTNV)(Subtest:12, Channel:26705, Bandwidth:3, Modulation:Q16, RB Number: 15, RB Position:LOW)

| Center Frequency (MHz) | Span (MHz) | RBW (MHz) | Detector | Frequency (MHz) | Power (dBm) | Verdict | Sweep Point |
|------------------------|------------|-----------|----------|-----------------|-------------|---------|-------------|
| 814 | 10 | 0.1 | RMS | 813.95 | -22.56 | Pass | 401 |



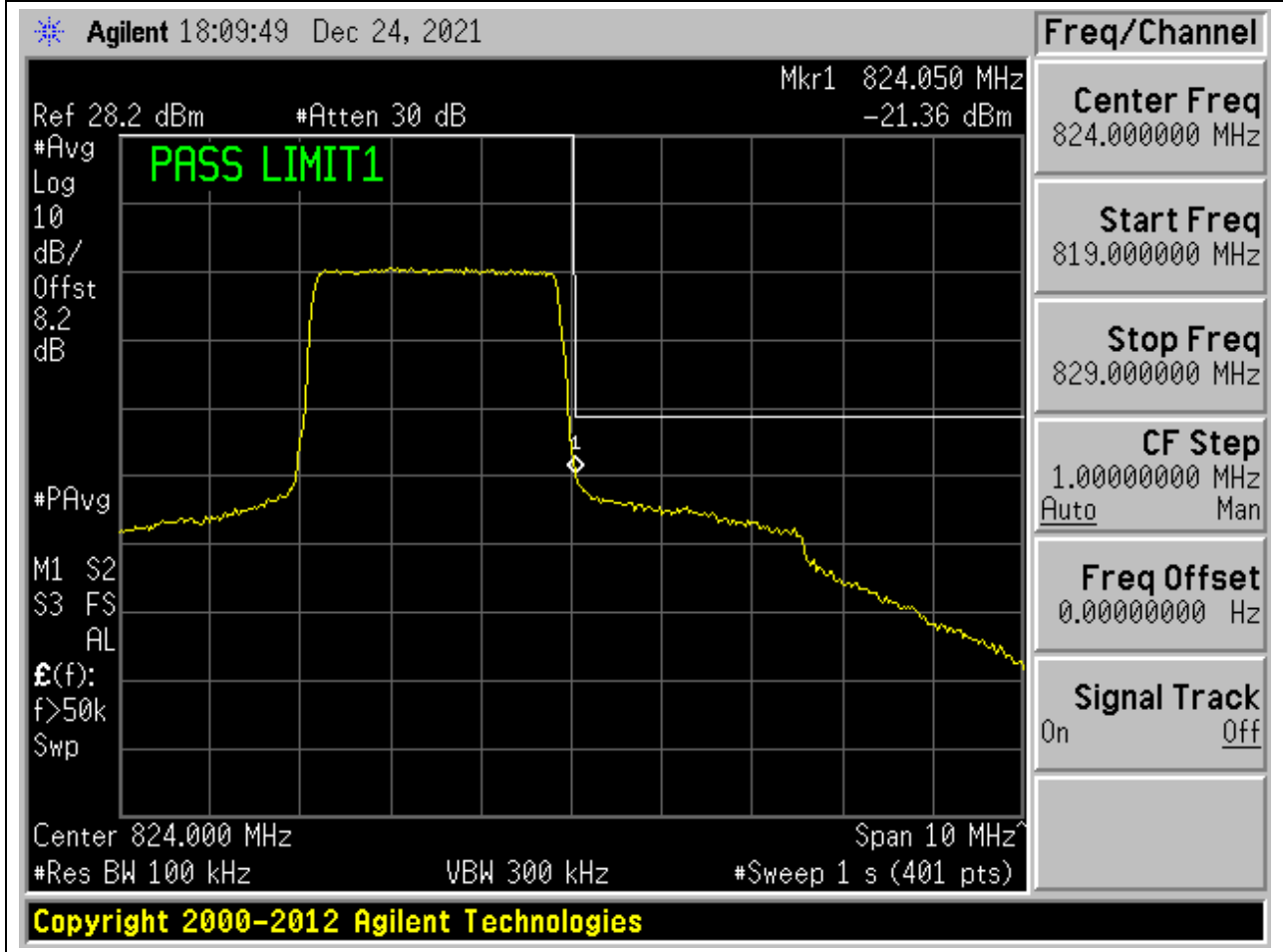
16.13. LTE Band Edge_out-of-band(NTNV)(Subtest:13, Channel:26775, Bandwidth:3, Modulation:QPSK, RB Number: 1, RB Position:HIGH)

| Center Frequency (MHz) | Span (MHz) | RBW (MHz) | Detector | Frequency (MHz) | Power (dBm) | Verdict | Sweep Point |
|------------------------|------------|-----------|----------|-----------------|-------------|---------|-------------|
| 824 | 10 | 0.1 | RMS | 824.05 | -16.04 | Pass | 401 |



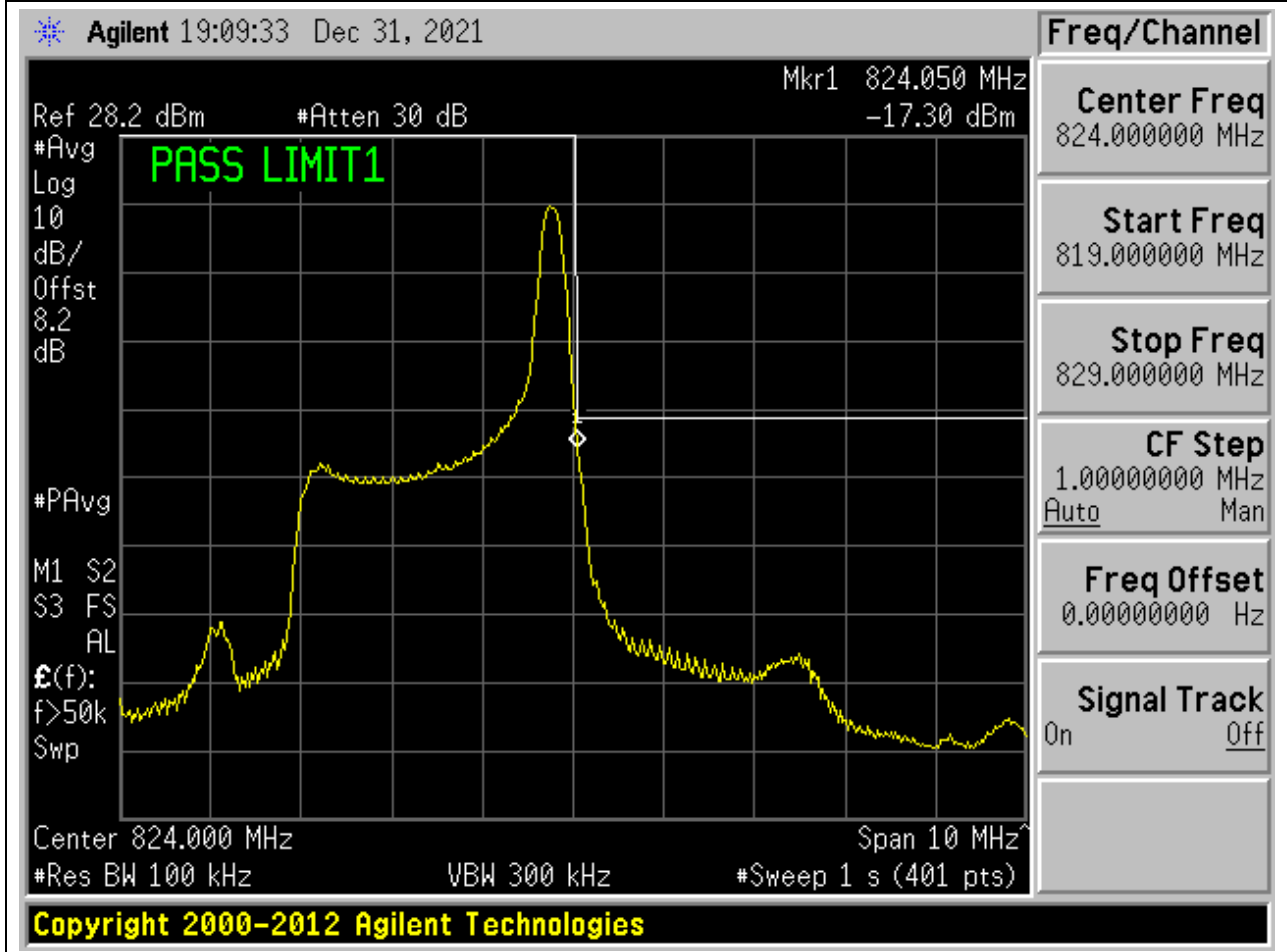
16.14. LTE Band Edge_out-of-band(NTNV)(Subtest:14, Channel:26775, Bandwidth:3, Modulation:QPSK, RB Number: 15, RB Position:HIGH)

| Center Frequency (MHz) | Span (MHz) | RBW (MHz) | Detector | Frequency (MHz) | Power (dBm) | Verdict | Sweep Point |
|------------------------|------------|-----------|----------|-----------------|-------------|---------|-------------|
| 824 | 10 | 0.1 | RMS | 824.05 | -21.36 | Pass | 401 |



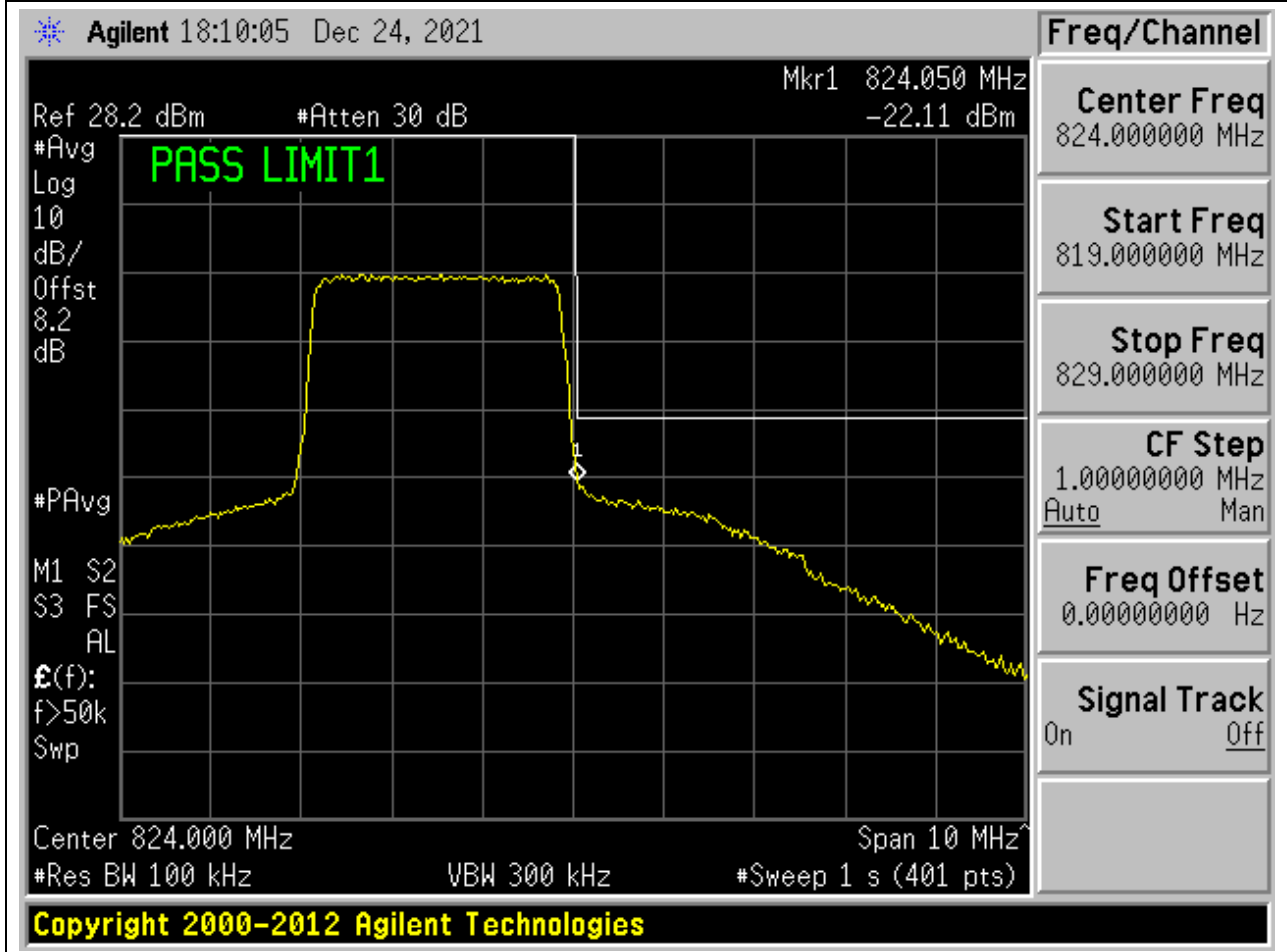
16.15. LTE Band Edge_out-of-band(NTNV)(Subtest:15, Channel:26775, Bandwidth:3, Modulation:Q16, RB Number: 1, RB Position:HIGH)

| Center Frequency (MHz) | Span (MHz) | RBW (MHz) | Detector | Frequency (MHz) | Power (dBm) | Verdict | Sweep Point |
|------------------------|------------|-----------|----------|-----------------|-------------|---------|-------------|
| 824 | 10 | 0.1 | RMS | 824.05 | -17.3 | Pass | 401 |



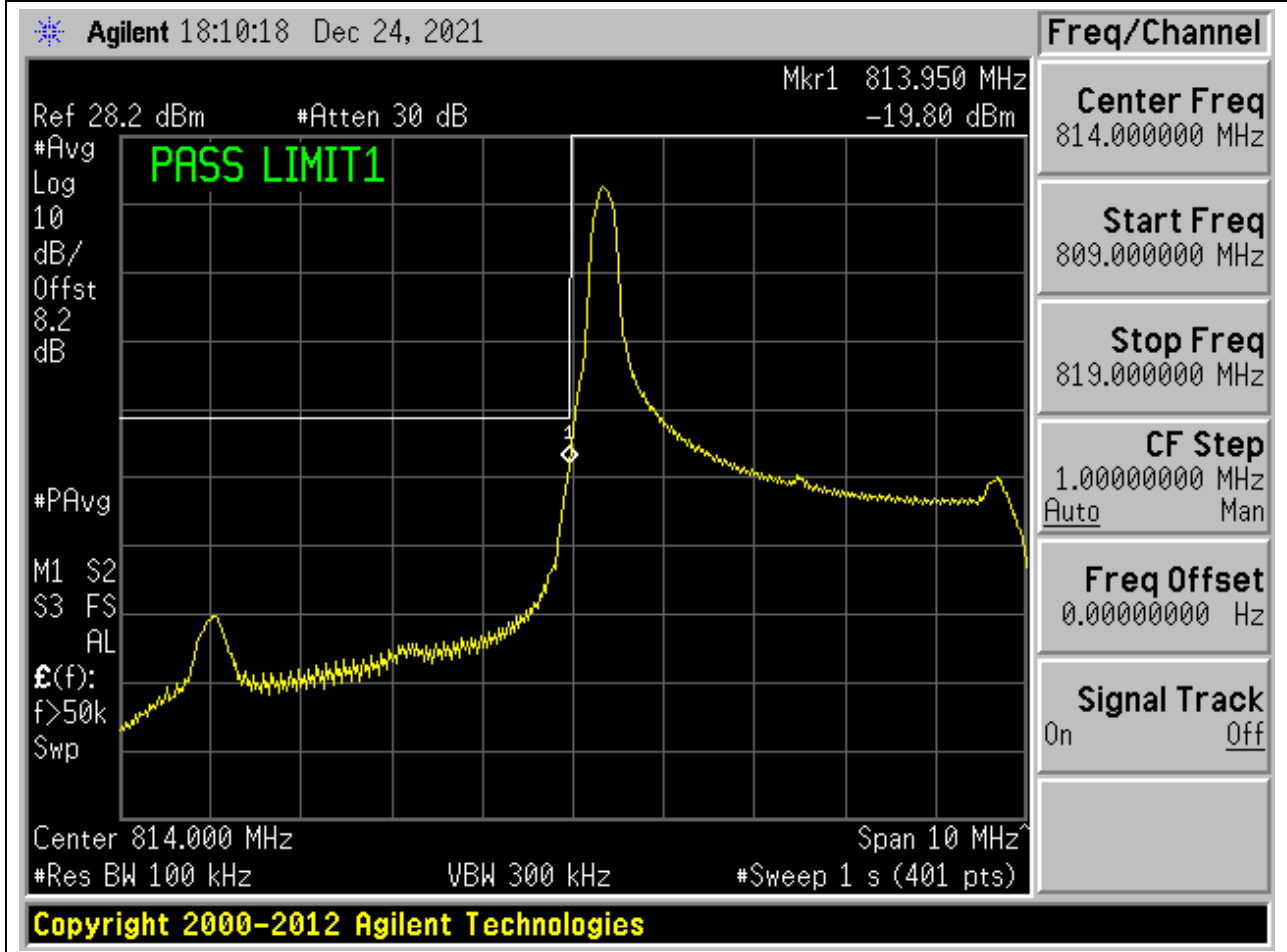
16.16. LTE Band Edge_out-of-band(NTNV)(Subtest:16, Channel:26775, Bandwidth:3, Modulation:Q16, RB Number: 15, RB Position:HIGH)

| Center Frequency (MHz) | Span (MHz) | RBW (MHz) | Detector | Frequency (MHz) | Power (dBm) | Verdict | Sweep Point |
|------------------------|------------|-----------|----------|-----------------|-------------|---------|-------------|
| 824 | 10 | 0.1 | RMS | 824.05 | -22.11 | Pass | 401 |



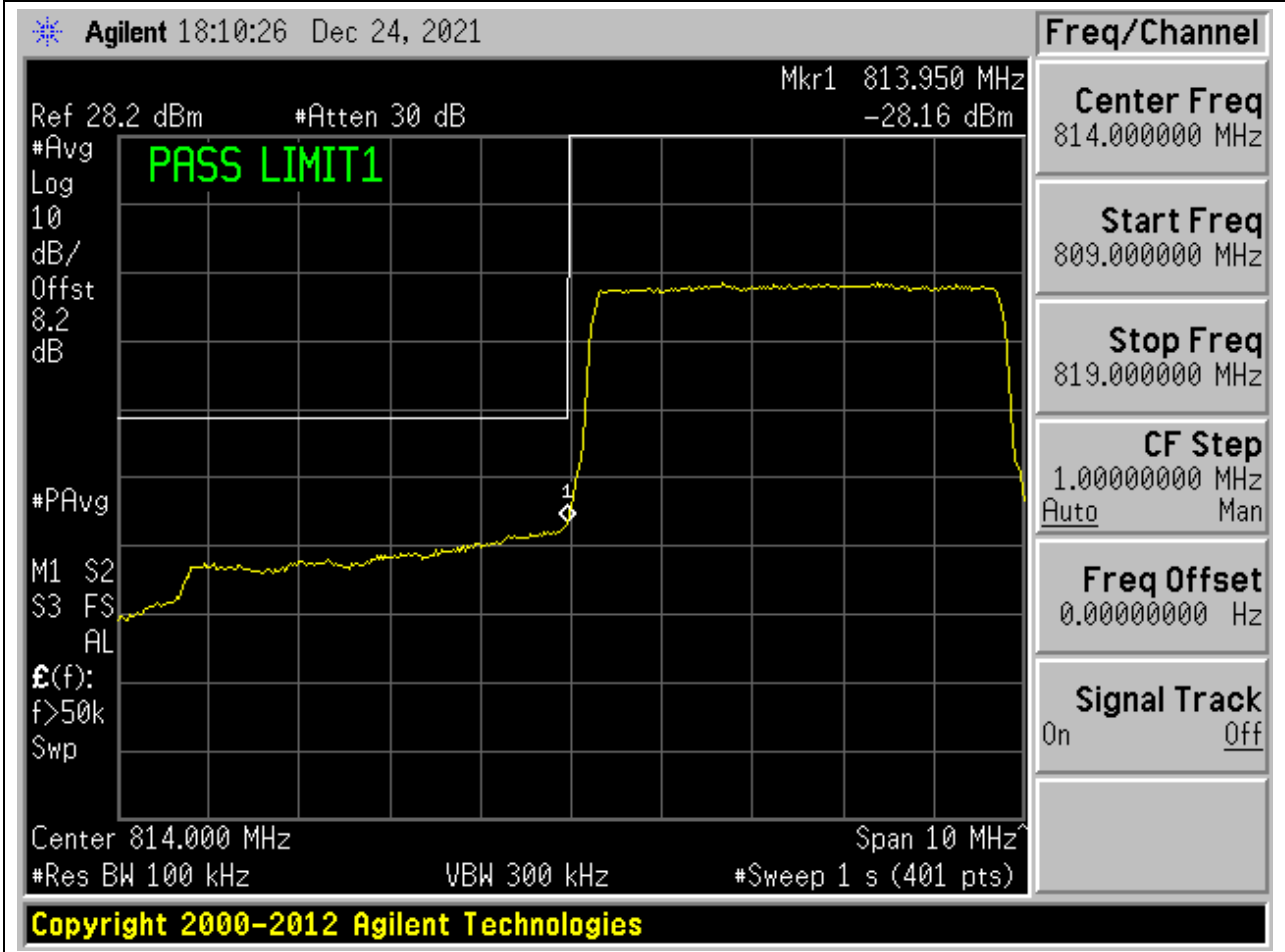
16.17. LTE Band Edge_out-of-band(NTNV)(Subtest:17, Channel:26715, Bandwidth:5, Modulation:QPSK, RB Number: 1, RB Position:LOW)

| Center Frequency (MHz) | Span (MHz) | RBW (MHz) | Detector | Frequency (MHz) | Power (dBm) | Verdict | Sweep Point |
|------------------------|------------|-----------|----------|-----------------|-------------|---------|-------------|
| 814 | 10 | 0.1 | RMS | 813.95 | -19.8 | Pass | 401 |



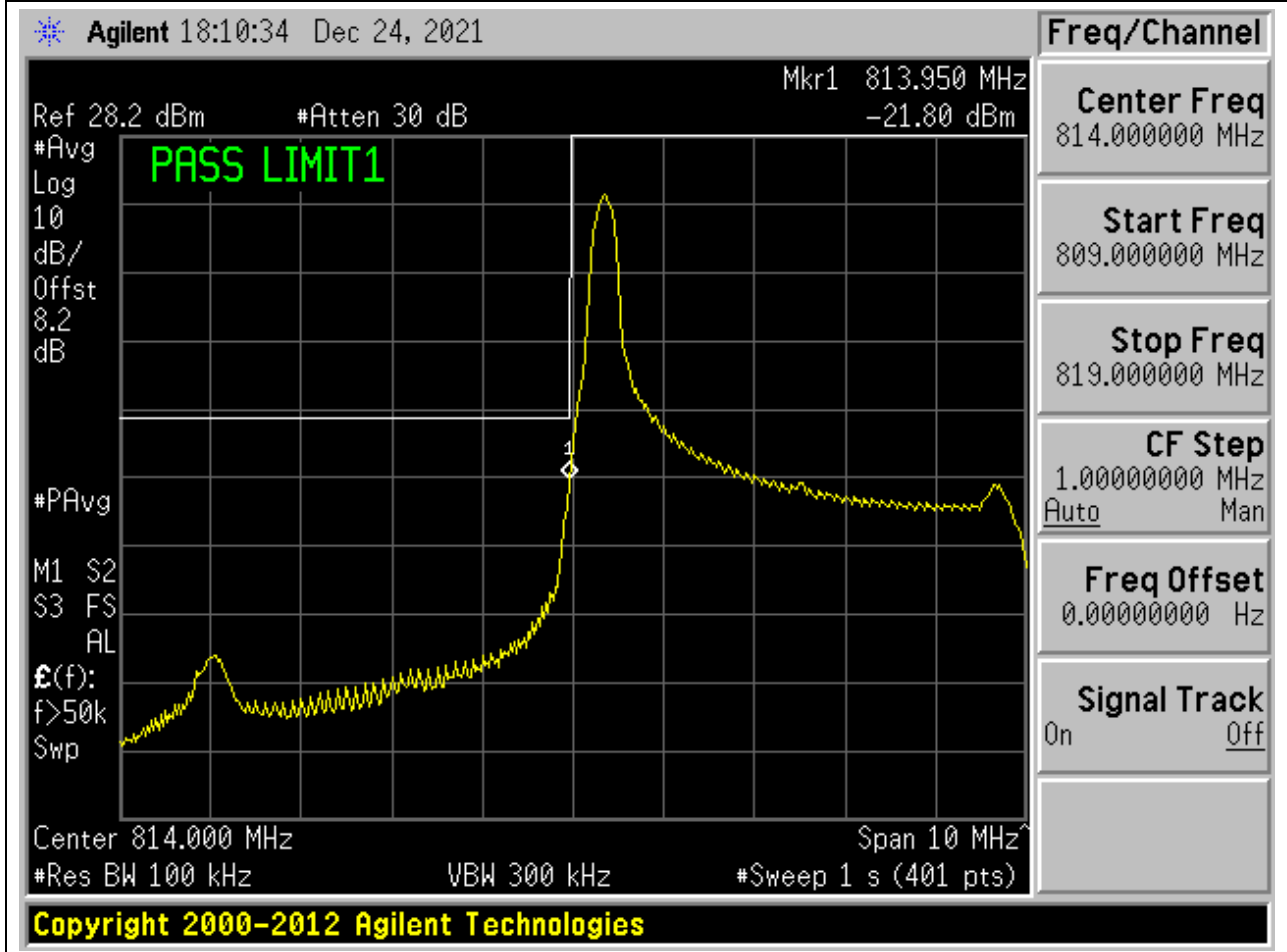
16.18. LTE Band Edge_out-of-band(NTNV)(Subtest:18, Channel:26715, Bandwidth:5, Modulation:QPSK, RB Number: 25, RB Position:LOW)

| Center Frequency (MHz) | Span (MHz) | RBW (MHz) | Detector | Frequency (MHz) | Power (dBm) | Verdict | Sweep Point |
|------------------------|------------|-----------|----------|-----------------|-------------|---------|-------------|
| 814 | 10 | 0.1 | RMS | 813.95 | -28.16 | Pass | 401 |



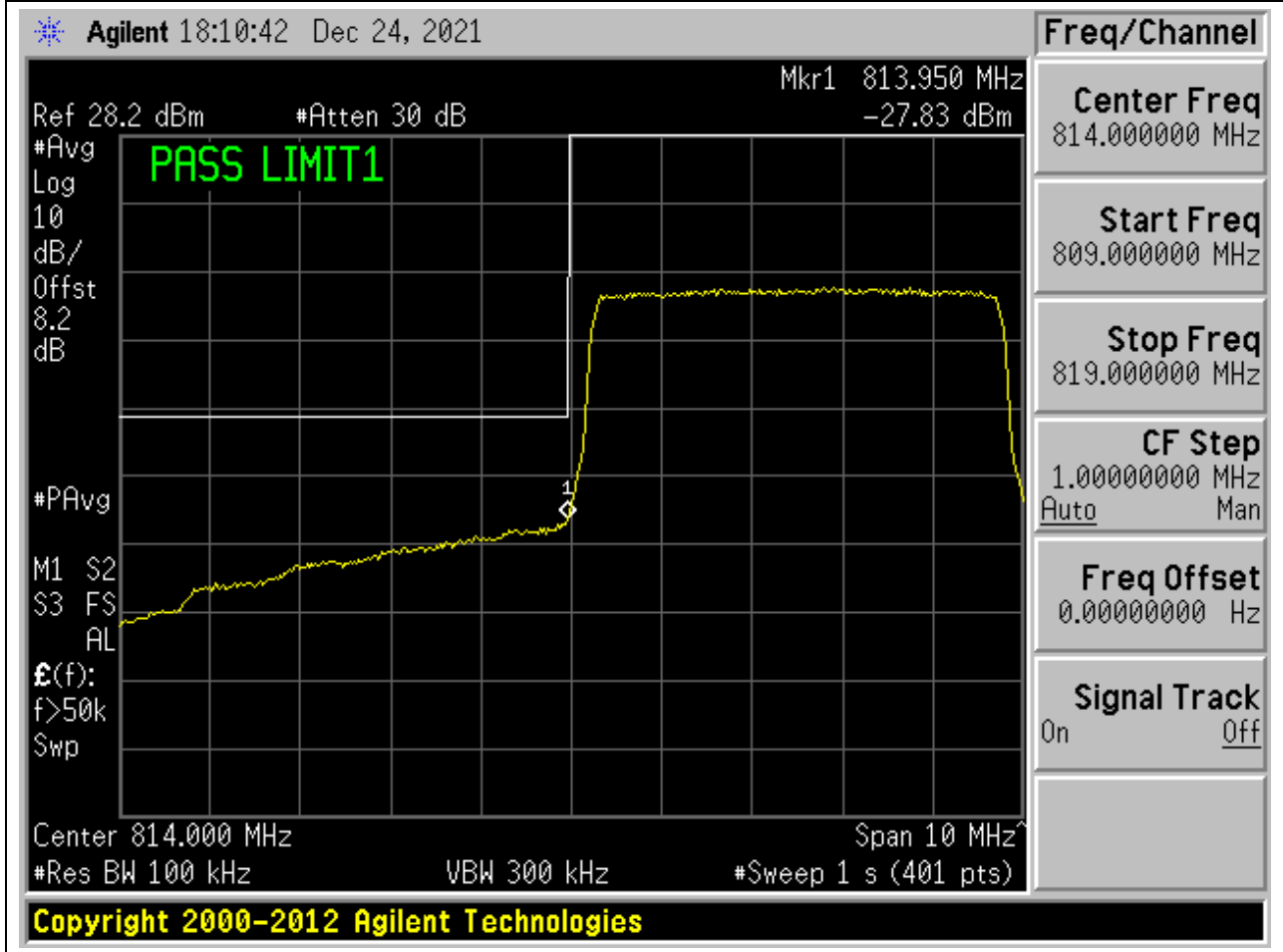
16.19. LTE Band Edge_out-of-band(NTNV)(Subtest:19, Channel:26715, Bandwidth:5, Modulation:Q16, RB Number: 1, RB Position:LOW)

| Center Frequency (MHz) | Span (MHz) | RBW (MHz) | Detector | Frequency (MHz) | Power (dBm) | Verdict | Sweep Point |
|------------------------|------------|-----------|----------|-----------------|-------------|---------|-------------|
| 814 | 10 | 0.1 | RMS | 813.95 | -21.8 | Pass | 401 |



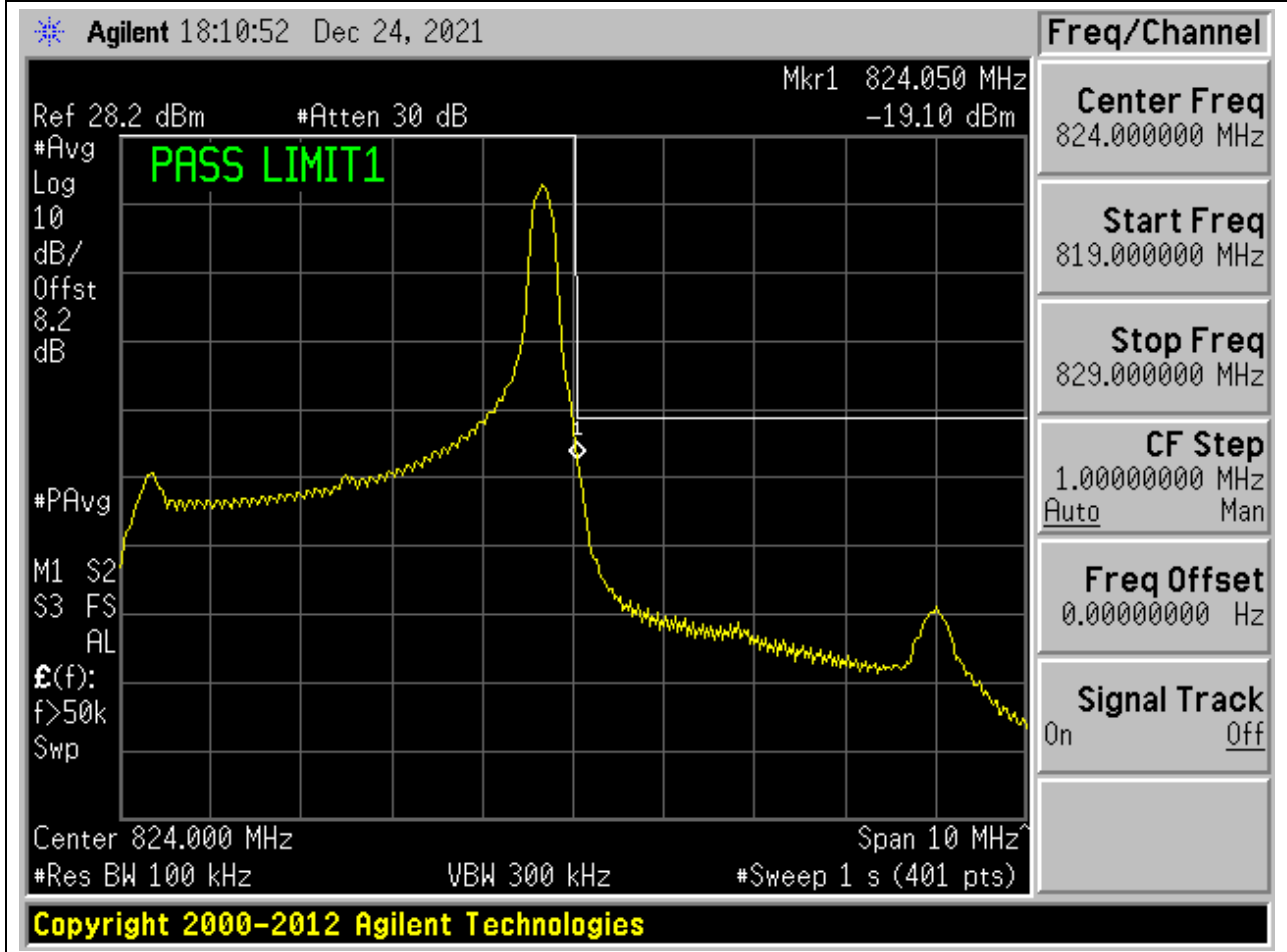
16.20. LTE Band Edge_out-of-band(NTNV)(Subtest:20, Channel:26715, Bandwidth:5, Modulation:Q16, RB Number: 25, RB Position:LOW)

| Center Frequency (MHz) | Span (MHz) | RBW (MHz) | Detector | Frequency (MHz) | Power (dBm) | Verdict | Sweep Point |
|------------------------|------------|-----------|----------|-----------------|-------------|---------|-------------|
| 814 | 10 | 0.1 | RMS | 813.95 | -27.83 | Pass | 401 |



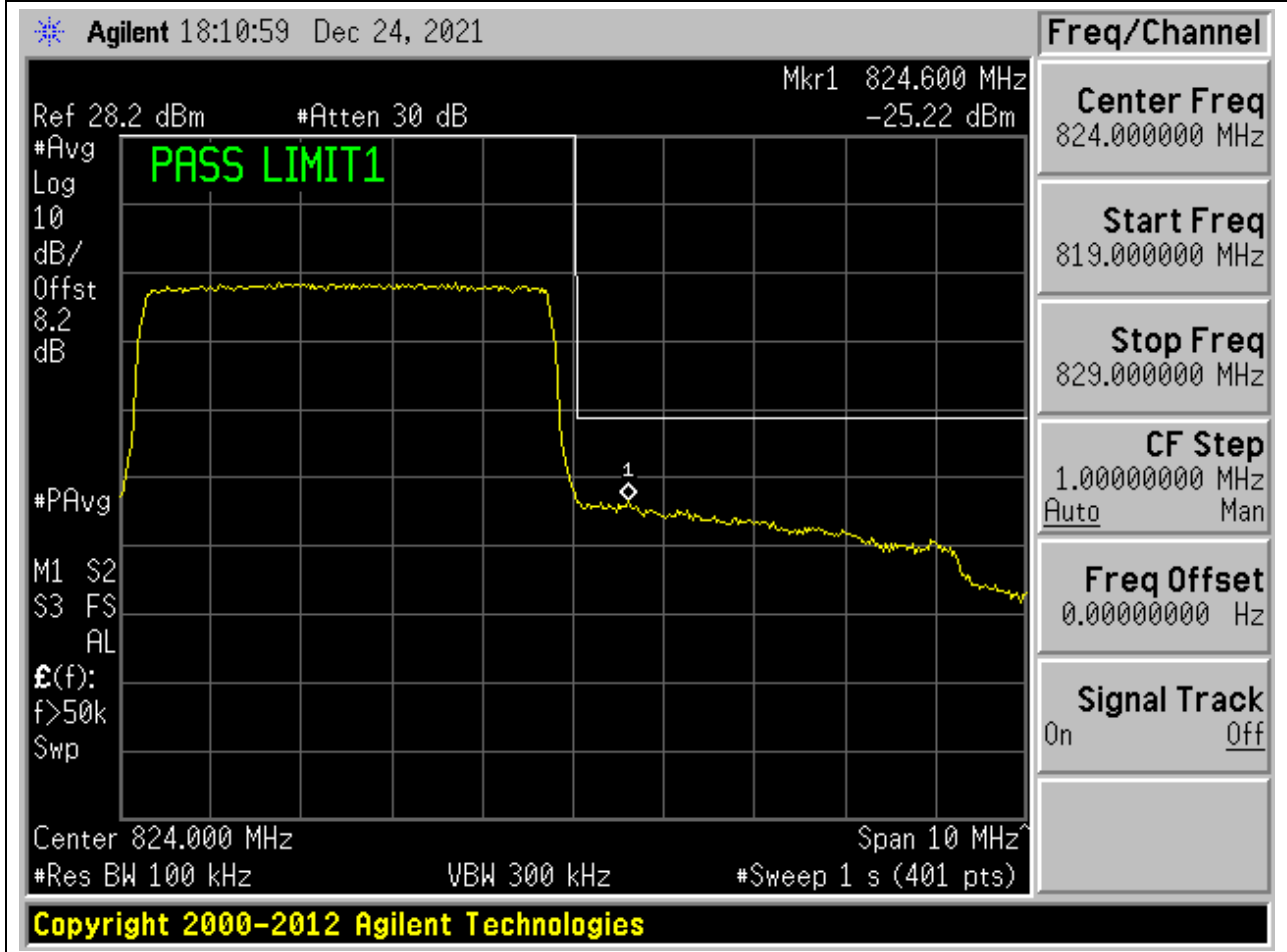
16.21. LTE Band Edge_out-of-band(NTNV)(Subtest:21, Channel:26765, Bandwidth:5, Modulation:QPSK, RB Number: 1, RB Position:HIGH)

| Center Frequency (MHz) | Span (MHz) | RBW (MHz) | Detector | Frequency (MHz) | Power (dBm) | Verdict | Sweep Point |
|------------------------|------------|-----------|----------|-----------------|-------------|---------|-------------|
| 824 | 10 | 0.1 | RMS | 824.05 | -19.1 | Pass | 401 |



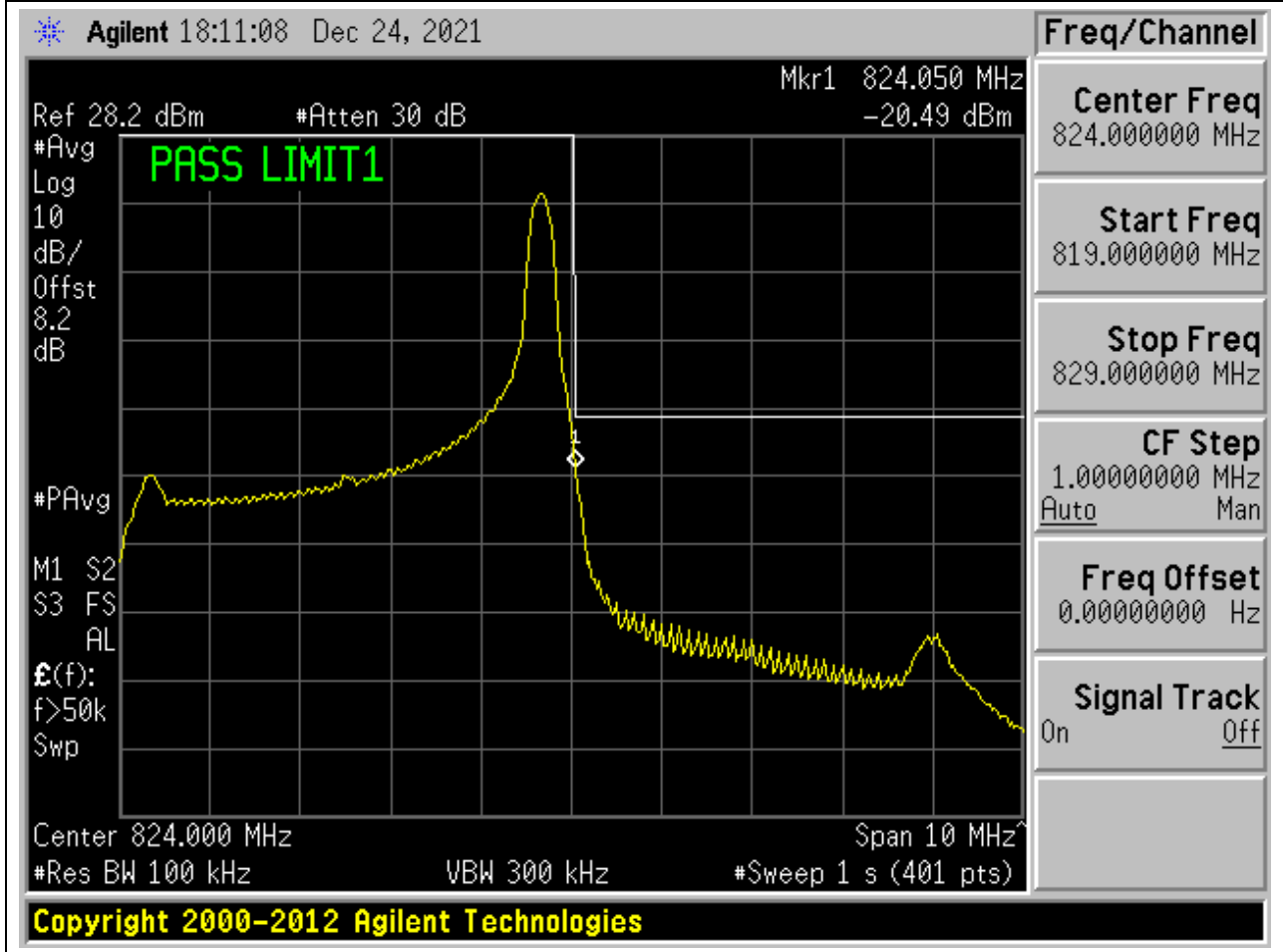
16.22. LTE Band Edge_out-of-band(NTNV)(Subtest:22, Channel:26765, Bandwidth:5, Modulation:QPSK, RB Number: 25, RB Position:HIGH)

| Center Frequency (MHz) | Span (MHz) | RBW (MHz) | Detector | Frequency (MHz) | Power (dBm) | Verdict | Sweep Point |
|------------------------|------------|-----------|----------|-----------------|-------------|---------|-------------|
| 824 | 10 | 0.1 | RMS | 824.6 | -25.22 | Pass | 401 |



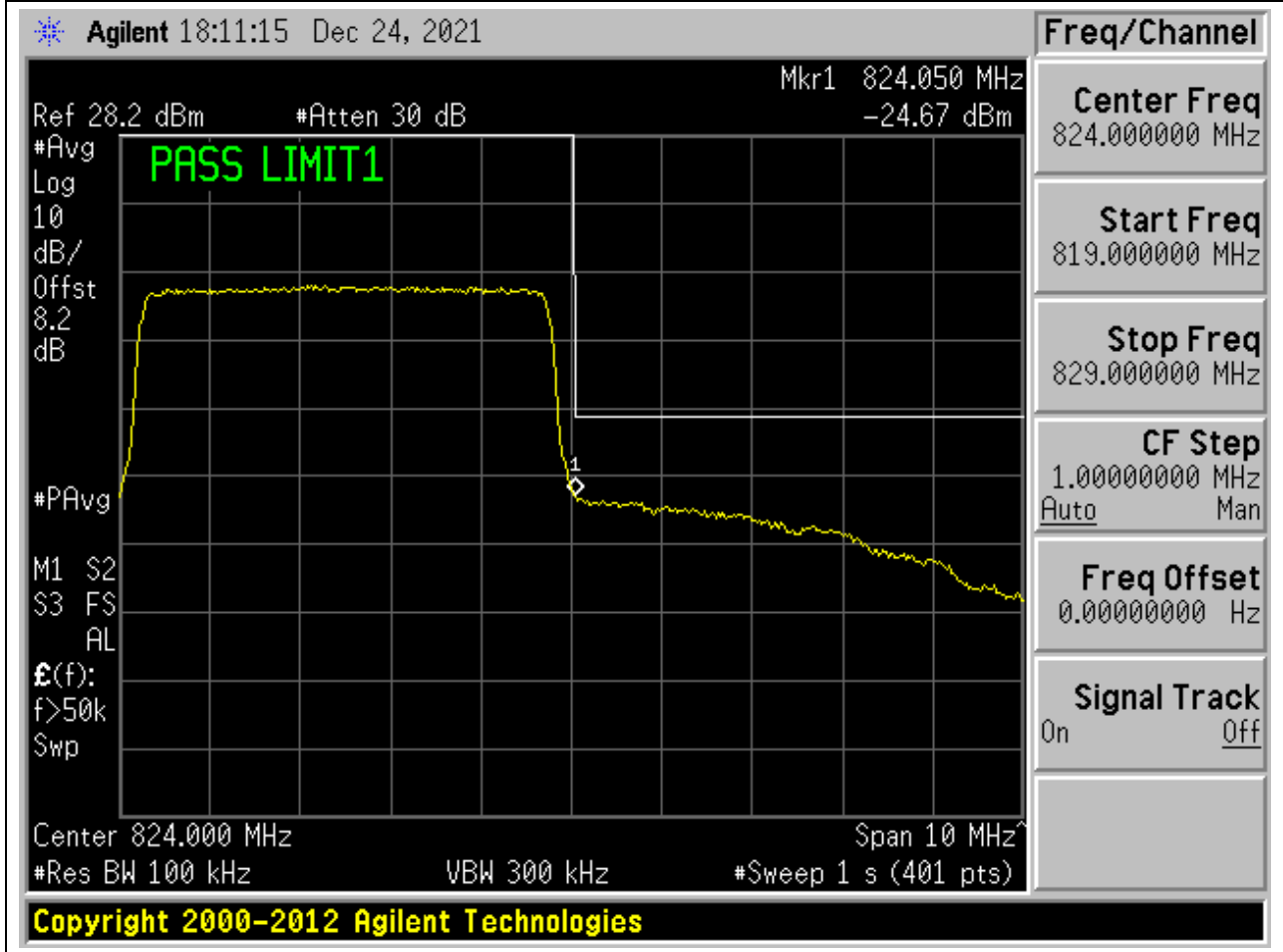
16.23. LTE Band Edge_out-of-band(NTNV)(Subtest:23, Channel:26765, Bandwidth:5, Modulation:Q16, RB Number: 1, RB Position:HIGH)

| Center Frequency (MHz) | Span (MHz) | RBW (MHz) | Detector | Frequency (MHz) | Power (dBm) | Verdict | Sweep Point |
|------------------------|------------|-----------|----------|-----------------|-------------|---------|-------------|
| 824 | 10 | 0.1 | RMS | 824.05 | -20.49 | Pass | 401 |



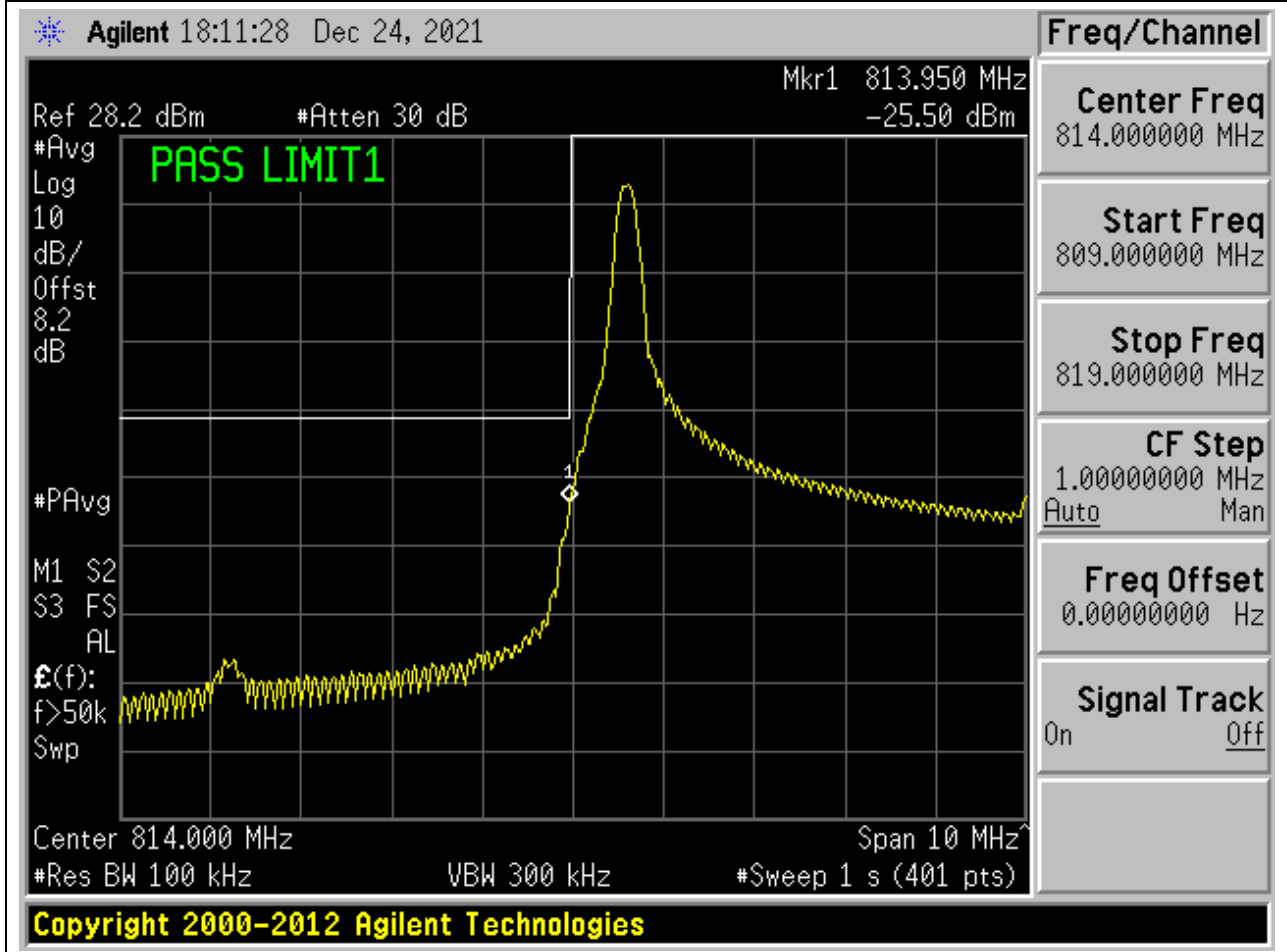
16.24. LTE Band Edge_out-of-band(NTNV)(Subtest:24, Channel:26765, Bandwidth:5, Modulation:Q16, RB Number: 25, RB Position:HIGH)

| Center Frequency (MHz) | Span (MHz) | RBW (MHz) | Detector | Frequency (MHz) | Power (dBm) | Verdict | Sweep Point |
|------------------------|------------|-----------|----------|-----------------|-------------|---------|-------------|
| 824 | 10 | 0.1 | RMS | 824.05 | -24.67 | Pass | 401 |



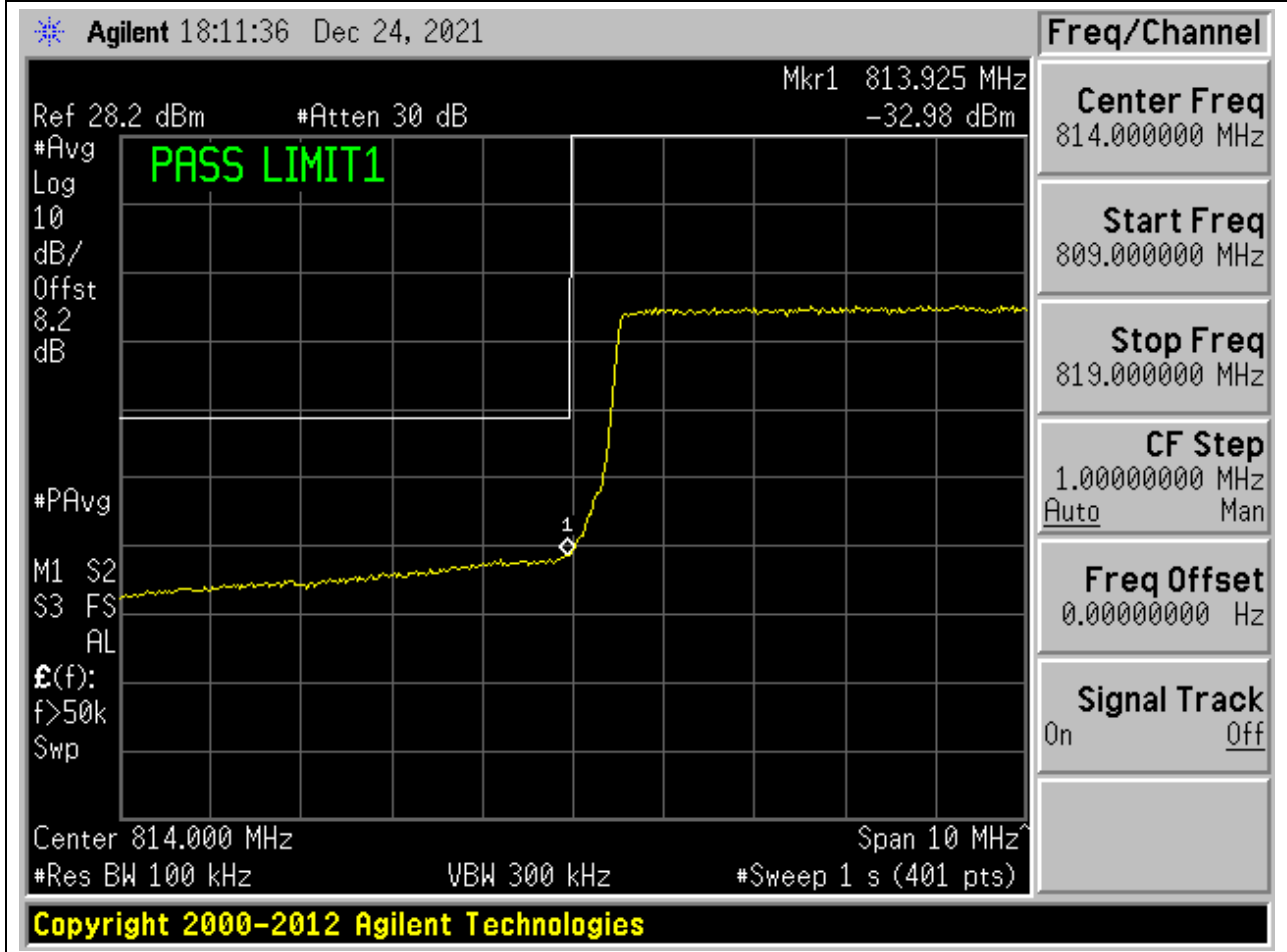
16.25. LTE Band Edge_out-of-band(NTNV)(Subtest:25, Channel:26740, Bandwidth:10, Modulation:QPSK, RB Number: 1, RB Position:LOW)

| Center Frequency (MHz) | Span (MHz) | RBW (MHz) | Detector | Frequency (MHz) | Power (dBm) | Verdict | Sweep Point |
|------------------------|------------|-----------|----------|-----------------|-------------|---------|-------------|
| 814 | 10 | 0.1 | RMS | 813.95 | -25.5 | Pass | 401 |



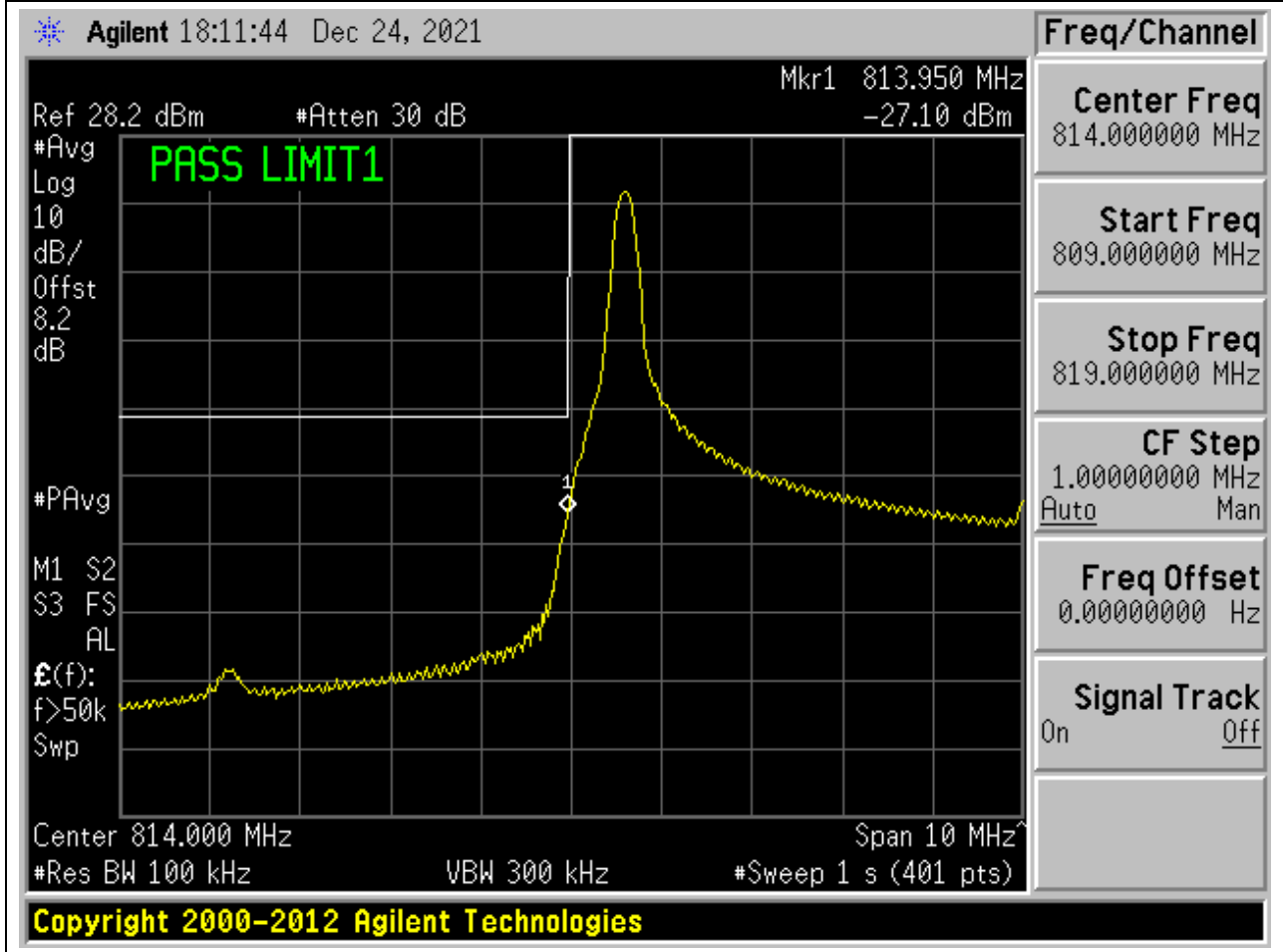
16.26. LTE Band Edge_out-of-band(NTNV)(Subtest:26, Channel:26740, Bandwidth:10, Modulation:QPSK, RB Number: 50, RB Position:LOW)

| Center Frequency (MHz) | Span (MHz) | RBW (MHz) | Detector | Frequency (MHz) | Power (dBm) | Verdict | Sweep Point |
|------------------------|------------|-----------|----------|-----------------|-------------|---------|-------------|
| 814 | 10 | 0.1 | RMS | 813.925 | -32.98 | Pass | 401 |



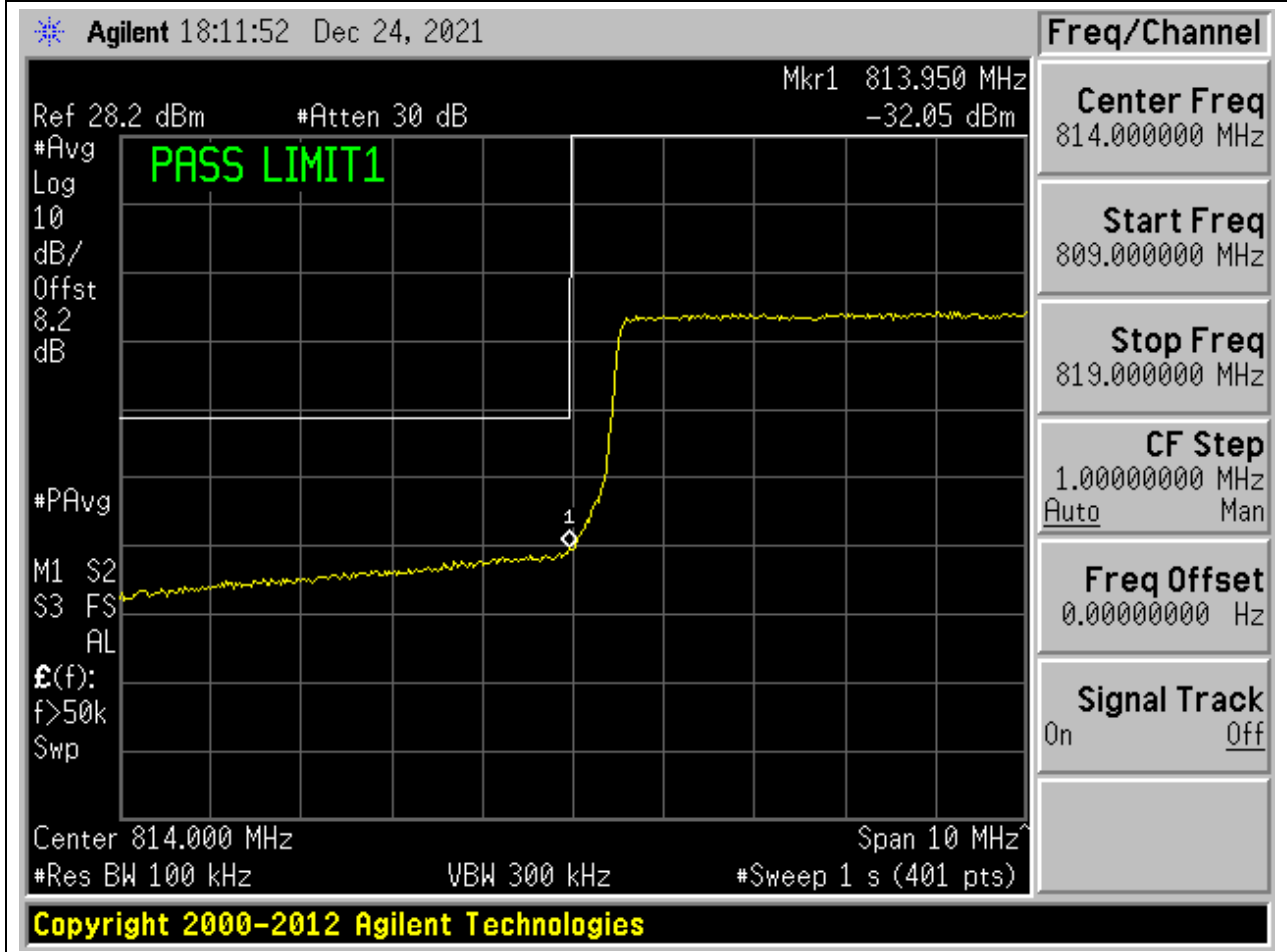
16.27. LTE Band Edge_out-of-band(NTNV)(Subtest:27, Channel:26740, Bandwidth:10, Modulation:Q16, RB Number: 1, RB Position:LOW)

| Center Frequency (MHz) | Span (MHz) | RBW (MHz) | Detector | Frequency (MHz) | Power (dBm) | Verdict | Sweep Point |
|------------------------|------------|-----------|----------|-----------------|-------------|---------|-------------|
| 814 | 10 | 0.1 | RMS | 813.95 | -27.1 | Pass | 401 |



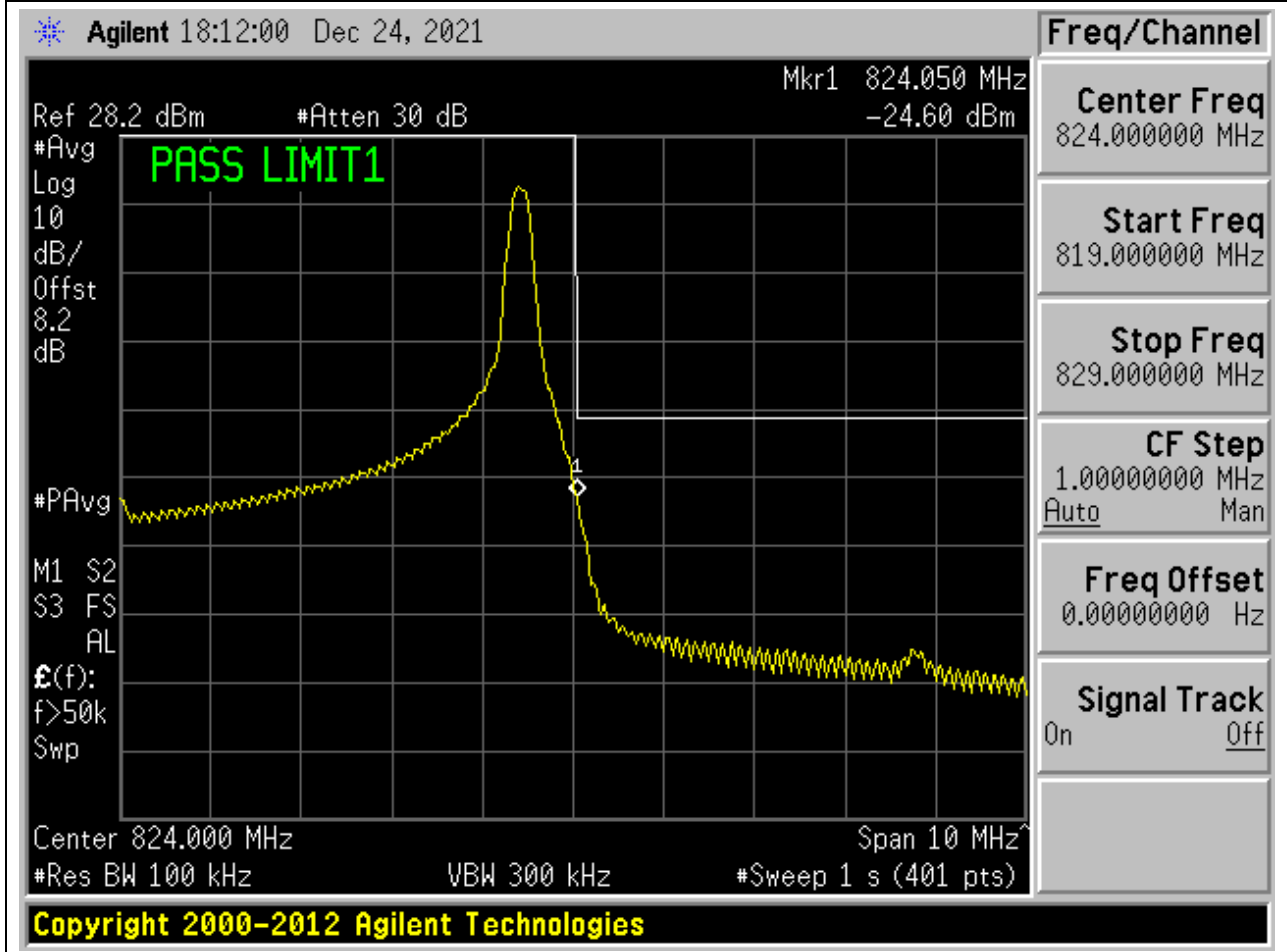
16.28. LTE Band Edge_out-of-band(NTNV)(Subtest:28, Channel:26740, Bandwidth:10, Modulation:Q16, RB Number: 50, RB Position:LOW)

| Center Frequency (MHz) | Span (MHz) | RBW (MHz) | Detector | Frequency (MHz) | Power (dBm) | Verdict | Sweep Point |
|------------------------|------------|-----------|----------|-----------------|-------------|---------|-------------|
| 814 | 10 | 0.1 | RMS | 813.95 | -32.05 | Pass | 401 |



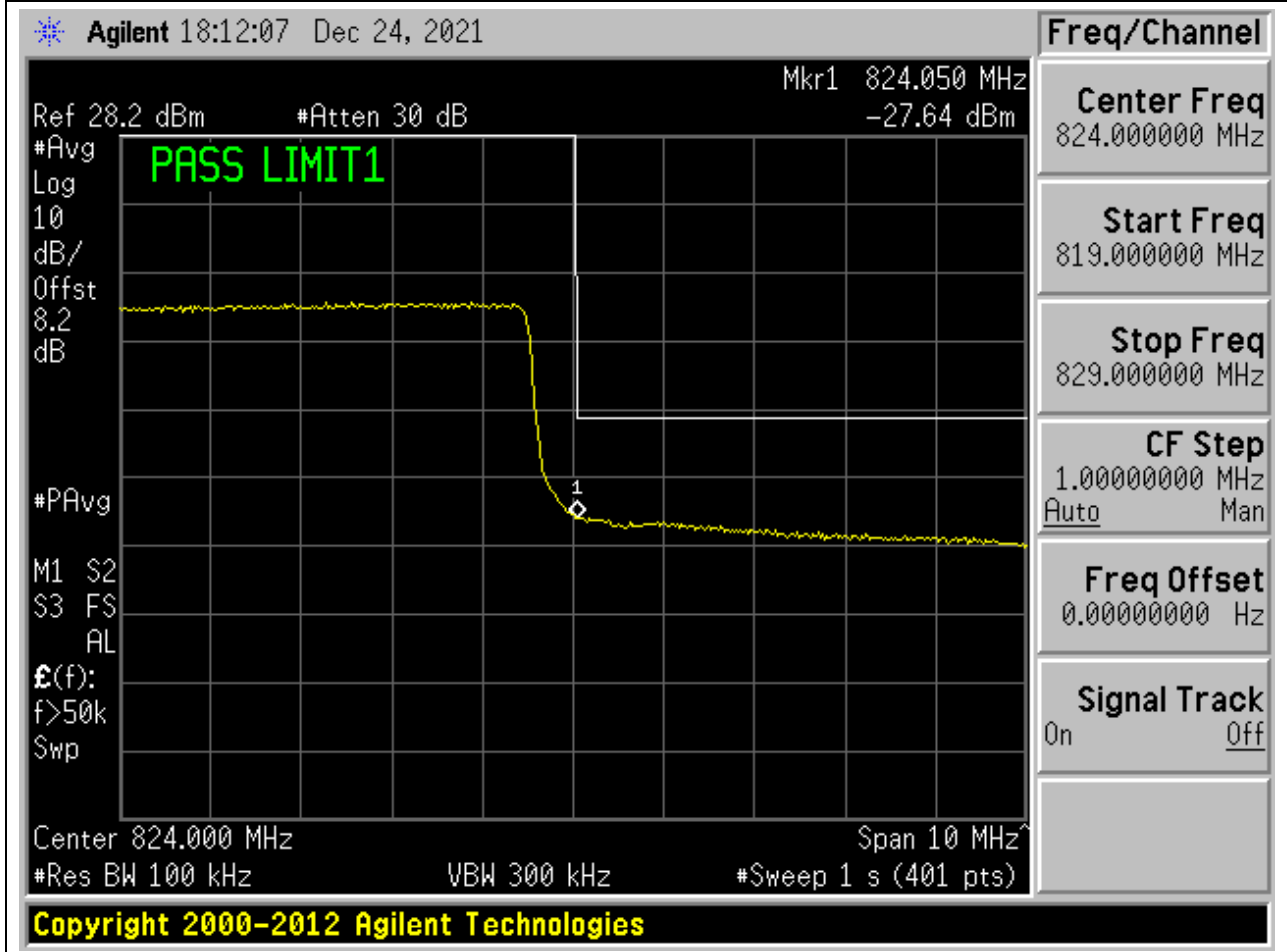
16.29. LTE Band Edge_out-of-band(NTNV)(Subtest:29, Channel:26740, Bandwidth:10, Modulation:QPSK, RB Number: 1, RB Position:HIGH)

| Center Frequency (MHz) | Span (MHz) | RBW (MHz) | Detector | Frequency (MHz) | Power (dBm) | Verdict | Sweep Point |
|------------------------|------------|-----------|----------|-----------------|-------------|---------|-------------|
| 824 | 10 | 0.1 | RMS | 824.05 | -24.6 | Pass | 401 |



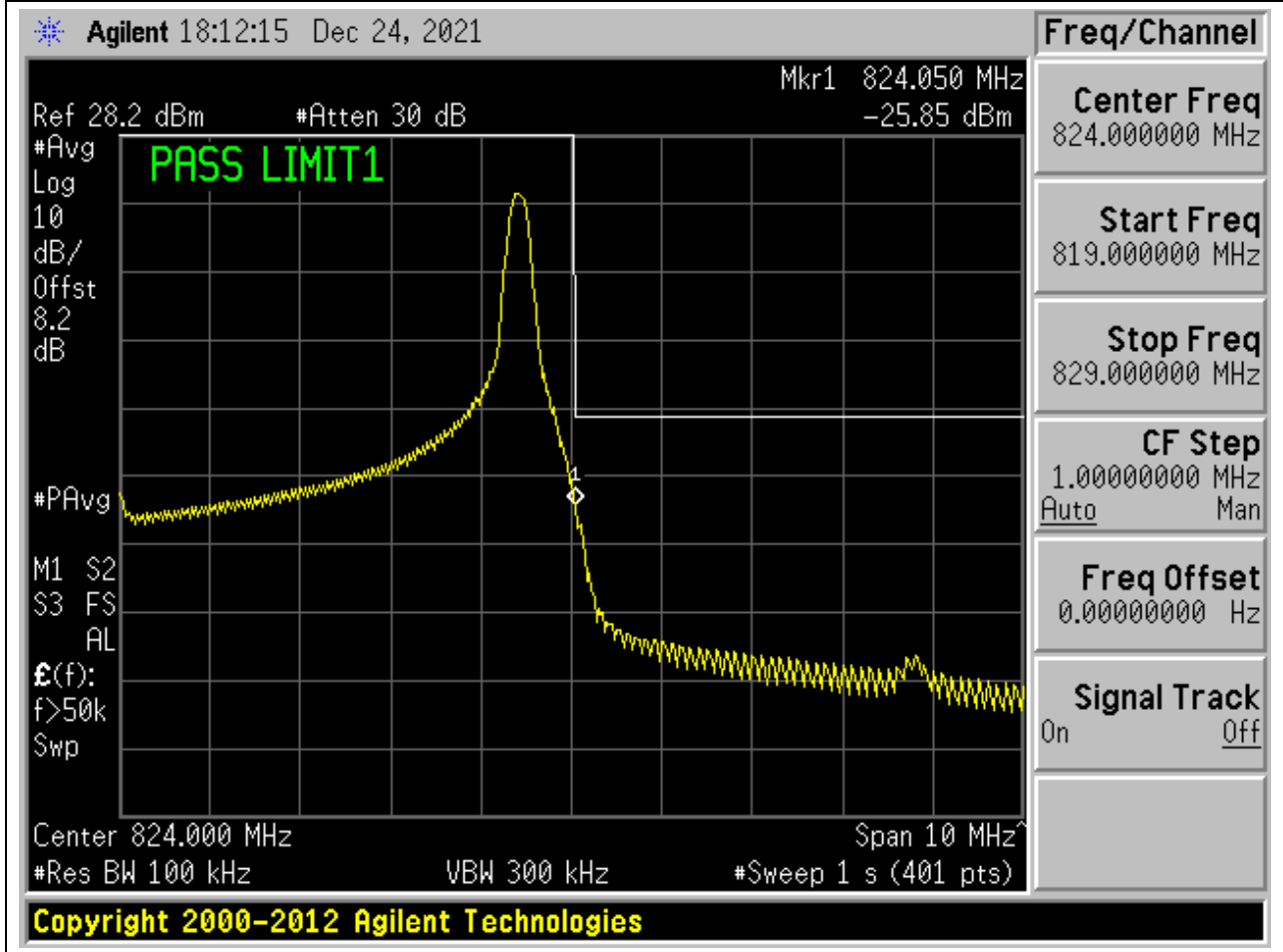
16.30. LTE Band Edge_out-of-band(NTNV)(Subtest:30, Channel:26740, Bandwidth:10, Modulation:QPSK, RB Number: 50, RB Position:HIGH)

| Center Frequency (MHz) | Span (MHz) | RBW (MHz) | Detector | Frequency (MHz) | Power (dBm) | Verdict | Sweep Point |
|------------------------|------------|-----------|----------|-----------------|-------------|---------|-------------|
| 824 | 10 | 0.1 | RMS | 824.05 | -27.64 | Pass | 401 |



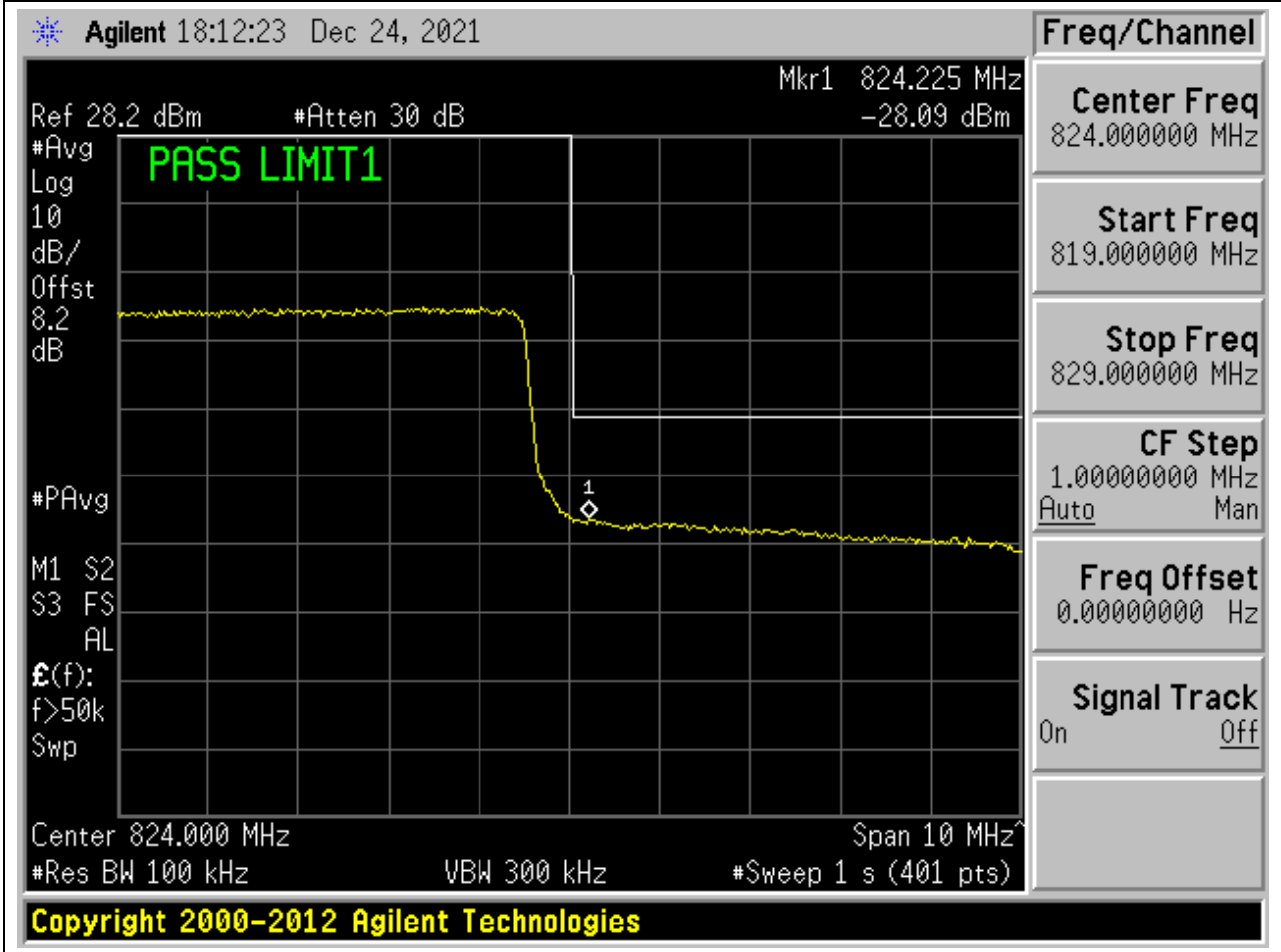
16.31. LTE Band Edge_out-of-band(NTNV)(Subtest:31, Channel:26740, Bandwidth:10, Modulation:Q16, RB Number: 1, RB Position:HIGH)

| Center Frequency (MHz) | Span (MHz) | RBW (MHz) | Detector | Frequency (MHz) | Power (dBm) | Verdict | Sweep Point |
|------------------------|------------|-----------|----------|-----------------|-------------|---------|-------------|
| 824 | 10 | 0.1 | RMS | 824.05 | -25.85 | Pass | 401 |



16.32. LTE Band Edge_out-of-band(NTNV)(Subtest:32, Channel:26740, Bandwidth:10, Modulation:Q16, RB Number: 50, RB Position:HIGH)

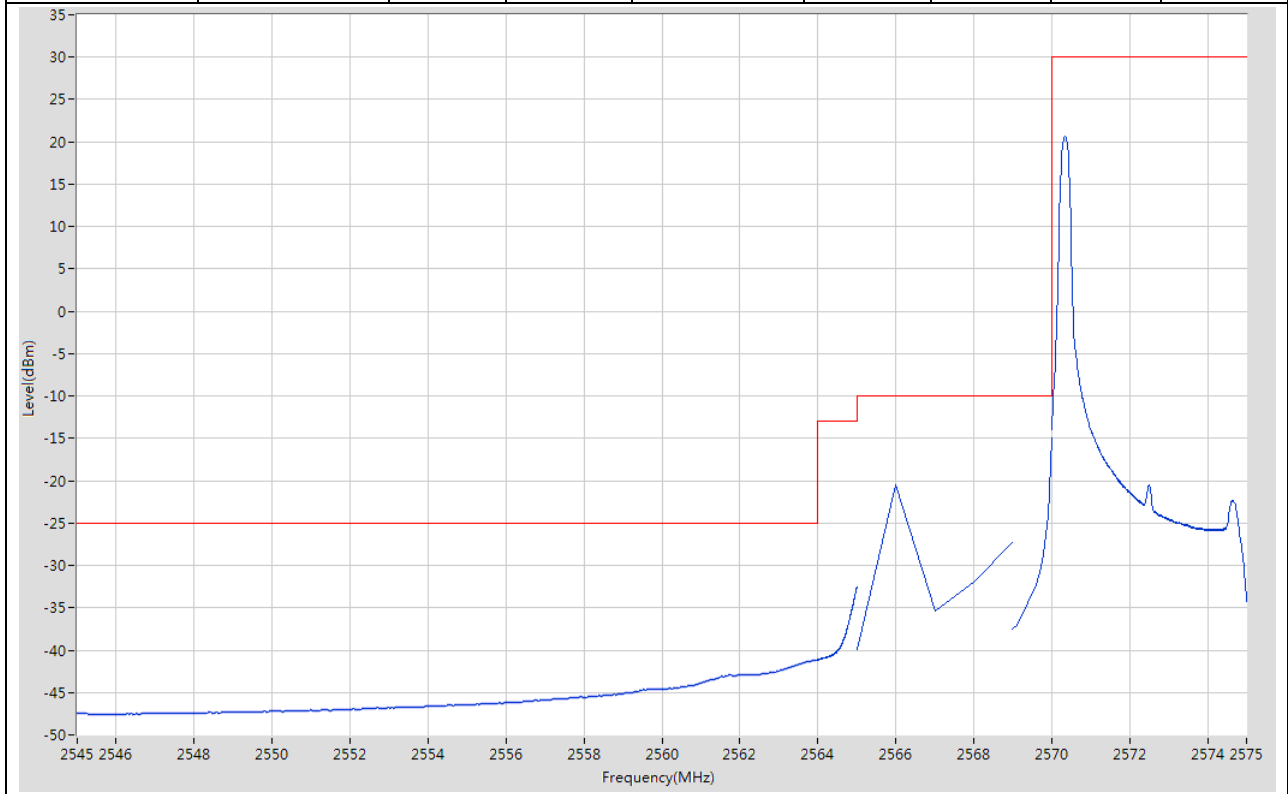
| Center Frequency (MHz) | Span (MHz) | RBW (MHz) | Detector | Frequency (MHz) | Power (dBm) | Verdict | Sweep Point |
|------------------------|------------|-----------|----------|-----------------|-------------|---------|-------------|
| 824 | 10 | 0.1 | RMS | 824.225 | -28.09 | Pass | 401 |



17. LTE_Band38

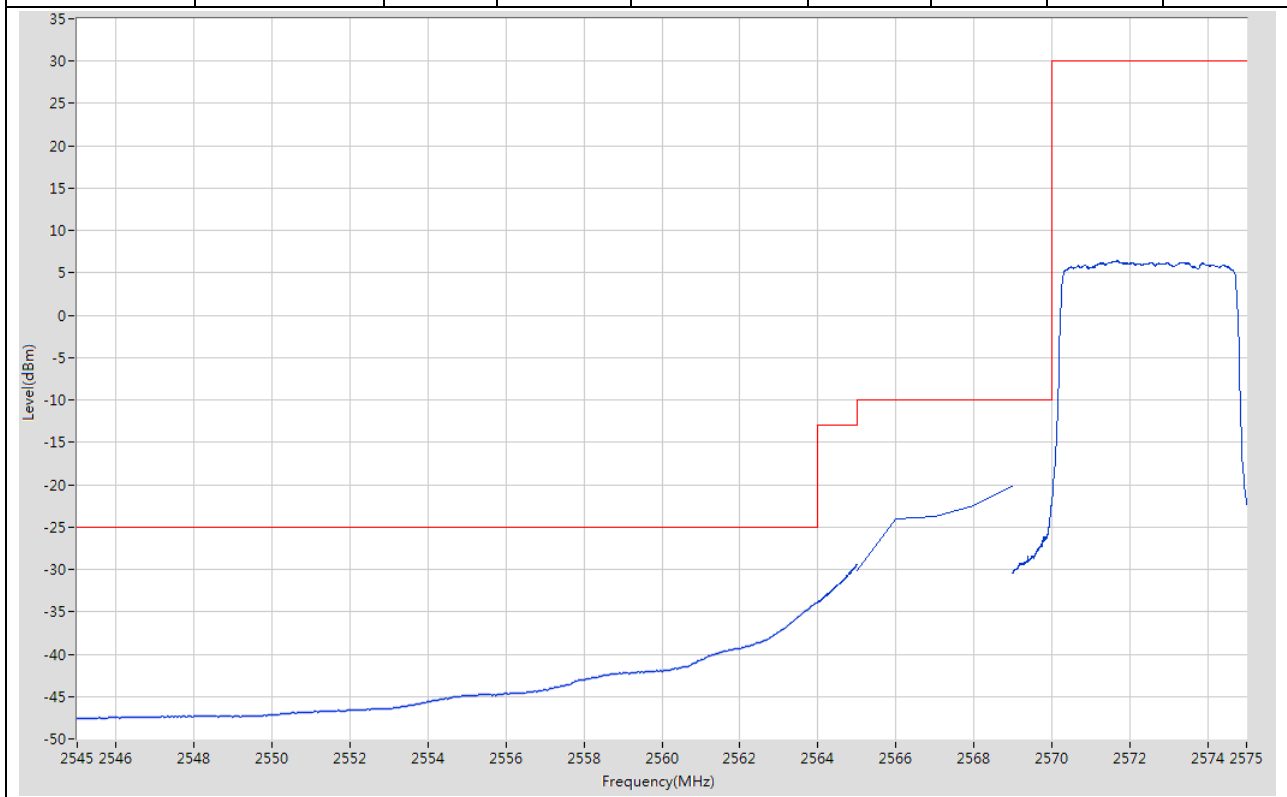
17.1. LTE Band Edge(NTNV)(Subtest:1, Channel:37775, Bandwidth:5, Modulation:QPSK, RB Number: 1, RB Position:LOW)

| Start Frequency (MHz) | Stop Frequency (MHz) | RBW (MHz) | Detector | Frequency (MHz) | Power (dBm) | Limit (dBm) | Verdict | Sweep Point |
|-----------------------|----------------------|-----------|----------|-----------------|-------------|-------------|---------|-------------|
| 2545 | 2564 | 1 | RMS | 2564 | -41.04 | -25 | Pass | 401 |
| 2564 | 2565 | 1 | RMS | 2565 | -32.52 | -13 | Pass | 401 |
| 2565 | 2569 | 1 | RMS | 2566 | -20.45 | -10 | Pass | 5 |
| 2569 | 2570 | 0.1 | RMS | 2570 | -15 | -10 | Pass | 11 |
| 2570 | 2575 | 0.1 | RMS | 2570.338 | 20.63 | 30 | Pass | 401 |



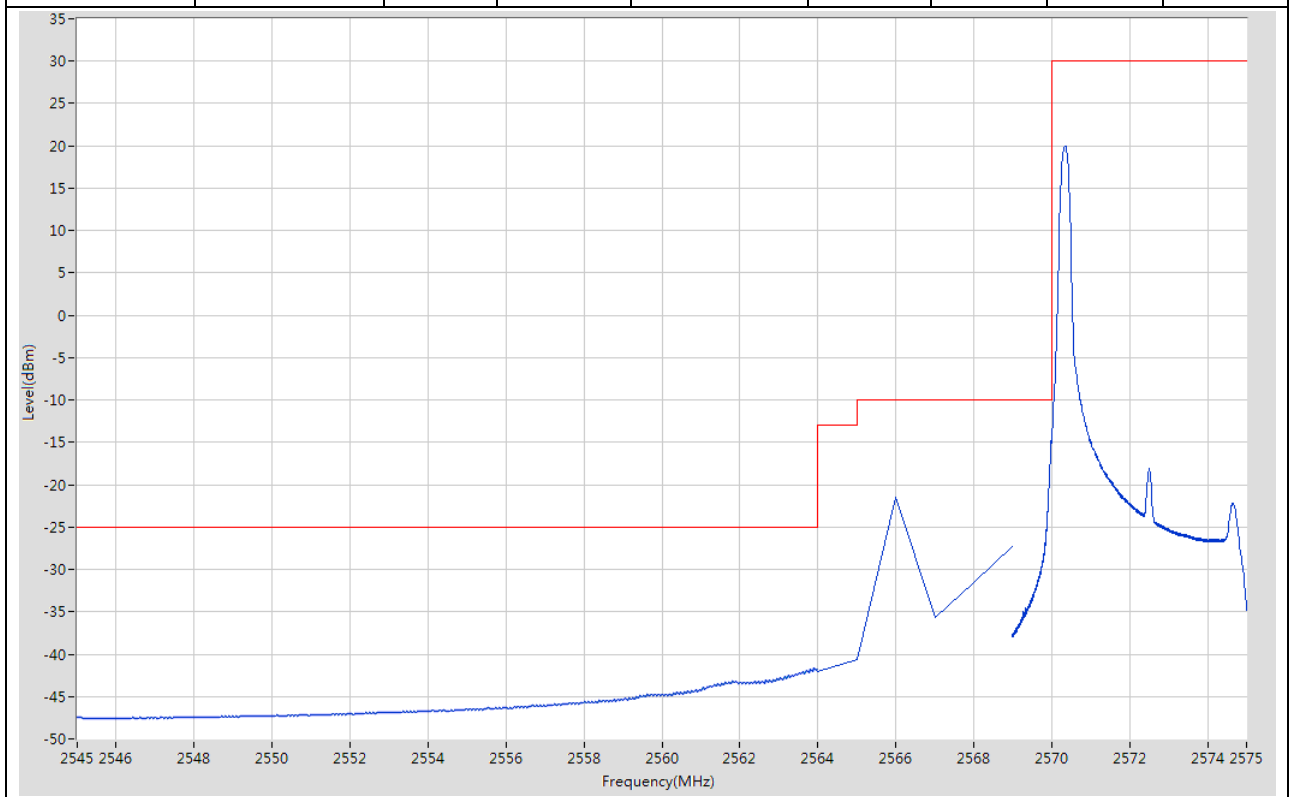
17.2. LTE Band Edge(NTNV)(Subtest:2, Channel:37775, Bandwidth:5, Modulation:QPSK, RB Number: 25, RB Position:LOW)

| Start Frequency (MHz) | Stop Frequency (MHz) | RBW (MHz) | Detector | Frequency (MHz) | Power (dBm) | Limit (dBm) | Verdict | Sweep Point |
|-----------------------|----------------------|-----------|----------|-----------------|-------------|-------------|---------|-------------|
| 2545 | 2564 | 1 | RMS | 2564 | -33.76 | -25 | Pass | 401 |
| 2564 | 2565 | 1 | RMS | 2565 | -29.44 | -13 | Pass | 401 |
| 2565 | 2569 | 1 | RMS | 2569 | -20.14 | -10 | Pass | 5 |
| 2569 | 2570 | 0.1 | RMS | 2570 | -21.83 | -10 | Pass | 401 |
| 2570 | 2575 | 0.1 | RMS | 2571.675 | 6.42 | 30 | Pass | 401 |



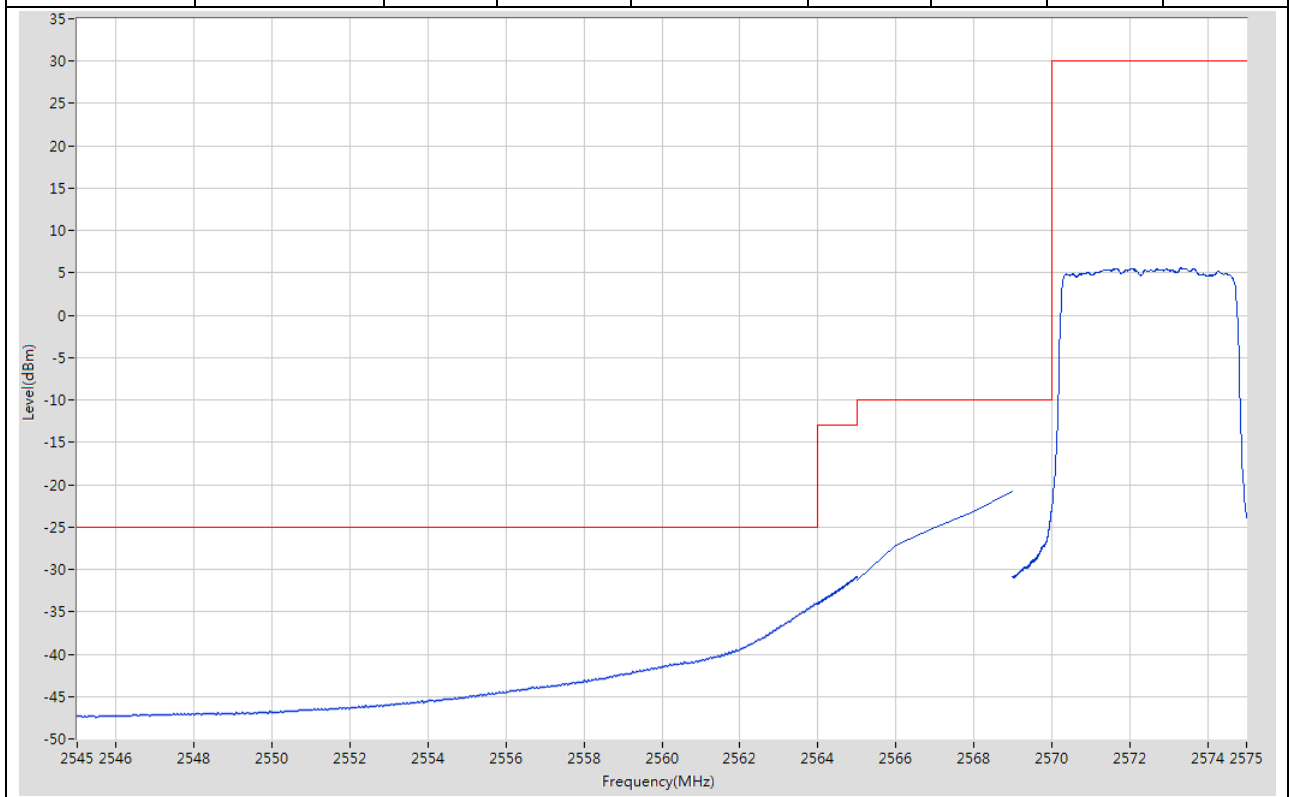
17.3. LTE Band Edge(NTNV)(Subtest:3, Channel:37775, Bandwidth:5, Modulation:Q16, RB Number: 1, RB Position:LOW)

| Start Frequency (MHz) | Stop Frequency (MHz) | RBW (MHz) | Detector | Frequency (MHz) | Power (dBm) | Limit (dBm) | Verdict | Sweep Point |
|-----------------------|----------------------|-----------|----------|-----------------|-------------|-------------|---------|-------------|
| 2545 | 2564 | 1 | RMS | 2564 | -41.62 | -25 | Pass | 401 |
| 2564 | 2565 | 1 | RMS | 2565 | -40.67 | -13 | Pass | 2 |
| 2565 | 2569 | 1 | RMS | 2566 | -21.46 | -10 | Pass | 5 |
| 2569 | 2570 | 0.1 | RMS | 2570 | -13.89 | -10 | Pass | 401 |
| 2570 | 2575 | 0.1 | RMS | 2570.338 | 19.96 | 30 | Pass | 401 |



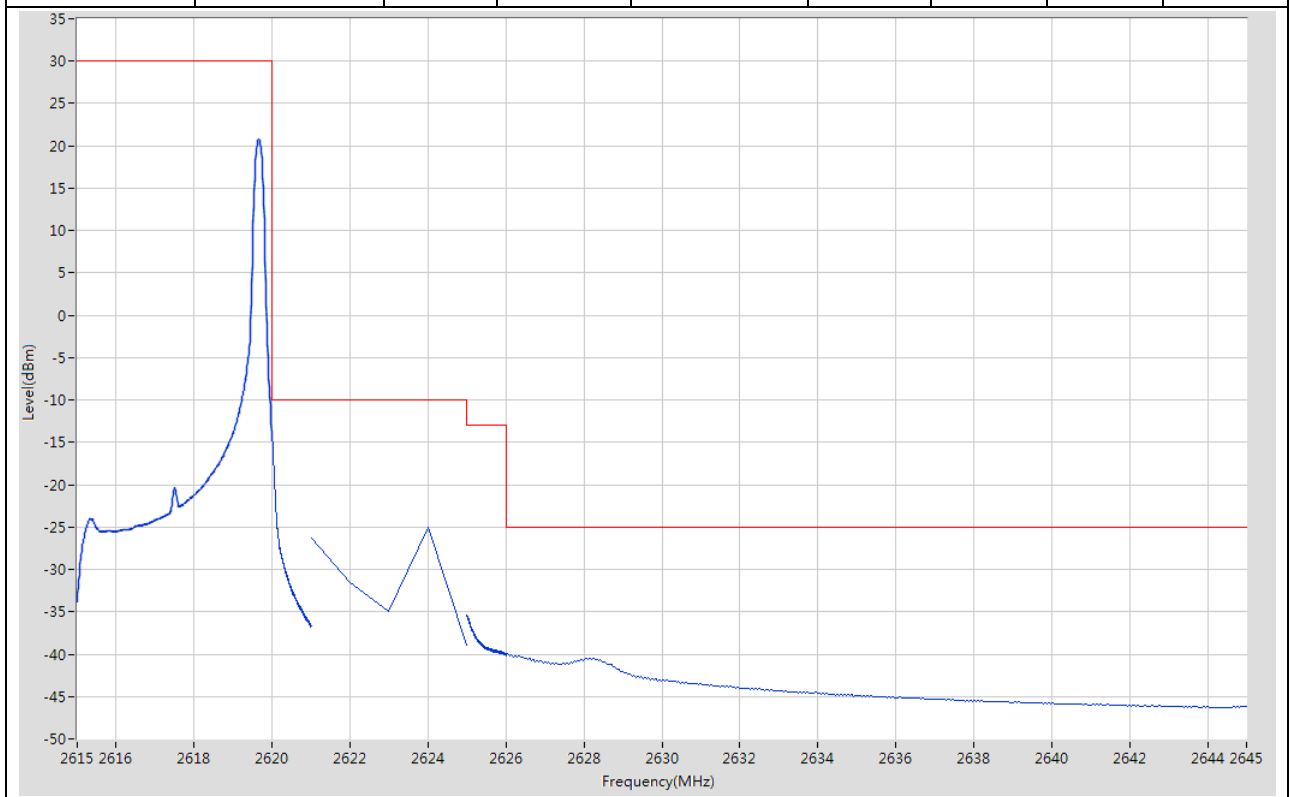
17.4. LTE Band Edge(NTNV)(Subtest:4, Channel:37775, Bandwidth:5, Modulation:Q16, RB Number: 25, RB Position:LOW)

| Start Frequency (MHz) | Stop Frequency (MHz) | RBW (MHz) | Detector | Frequency (MHz) | Power (dBm) | Limit (dBm) | Verdict | Sweep Point |
|-----------------------|----------------------|-----------|----------|-----------------|-------------|-------------|---------|-------------|
| 2545 | 2564 | 1 | RMS | 2564 | -33.83 | -25 | Pass | 401 |
| 2564 | 2565 | 1 | RMS | 2564.998 | -30.84 | -13 | Pass | 401 |
| 2565 | 2569 | 1 | RMS | 2569 | -20.83 | -10 | Pass | 5 |
| 2569 | 2570 | 0.1 | RMS | 2570 | -22.66 | -10 | Pass | 401 |
| 2570 | 2575 | 0.1 | RMS | 2573.325 | 5.6 | 30 | Pass | 401 |



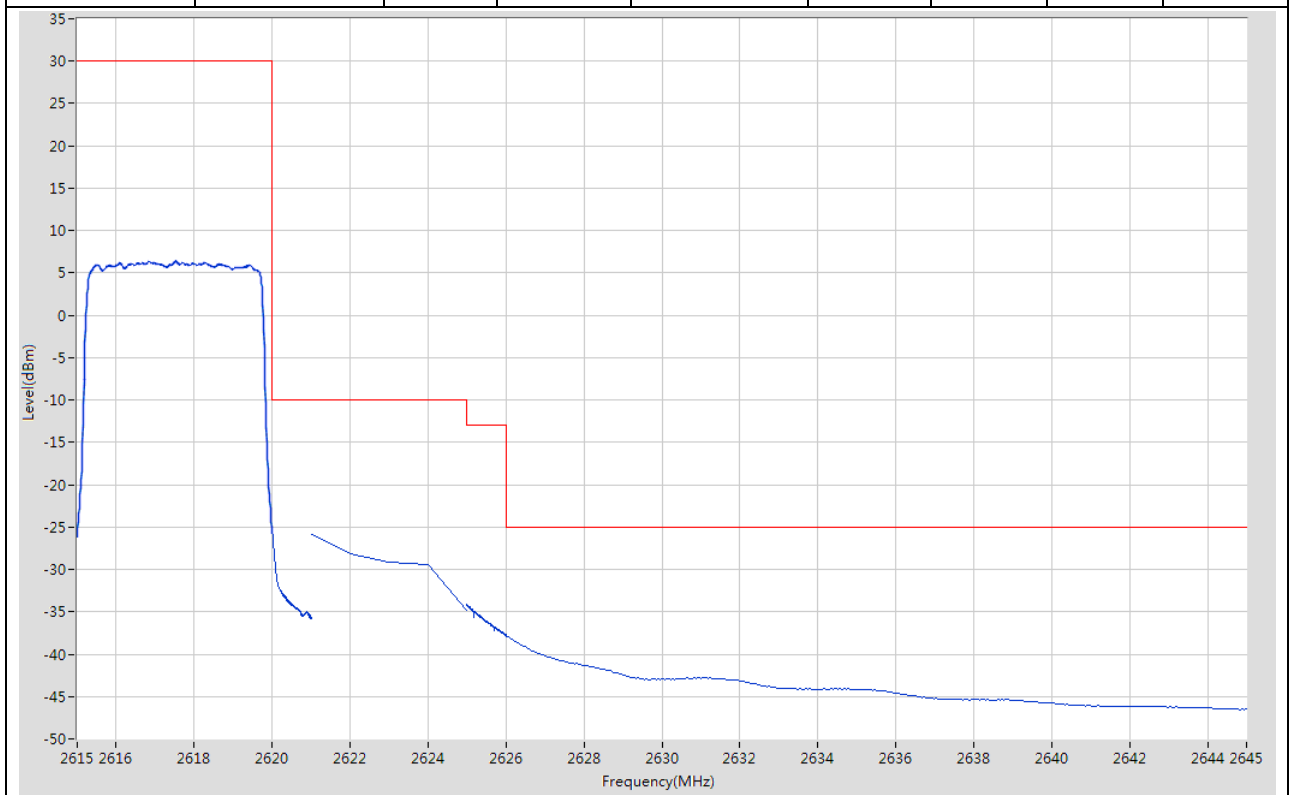
17.5. LTE Band Edge(NTNV)(Subtest:5, Channel:38225, Bandwidth:5, Modulation:QPSK, RB Number: 1, RB Position:HIGH)

| Start Frequency (MHz) | Stop Frequency (MHz) | RBW (MHz) | Detector | Frequency (MHz) | Power (dBm) | Limit (dBm) | Verdict | Sweep Point |
|-----------------------|----------------------|-----------|----------|-----------------|-------------|-------------|---------|-------------|
| 2615 | 2620 | 0.1 | RMS | 2619.663 | 20.77 | 30 | Pass | 401 |
| 2620 | 2621 | 0.1 | RMS | 2620 | -13.79 | -10 | Pass | 401 |
| 2621 | 2625 | 1 | RMS | 2624 | -24.98 | -10 | Pass | 5 |
| 2625 | 2626 | 1 | RMS | 2625.003 | -35.39 | -13 | Pass | 401 |
| 2626 | 2645 | 1 | RMS | 2626.048 | -39.98 | -25 | Pass | 401 |



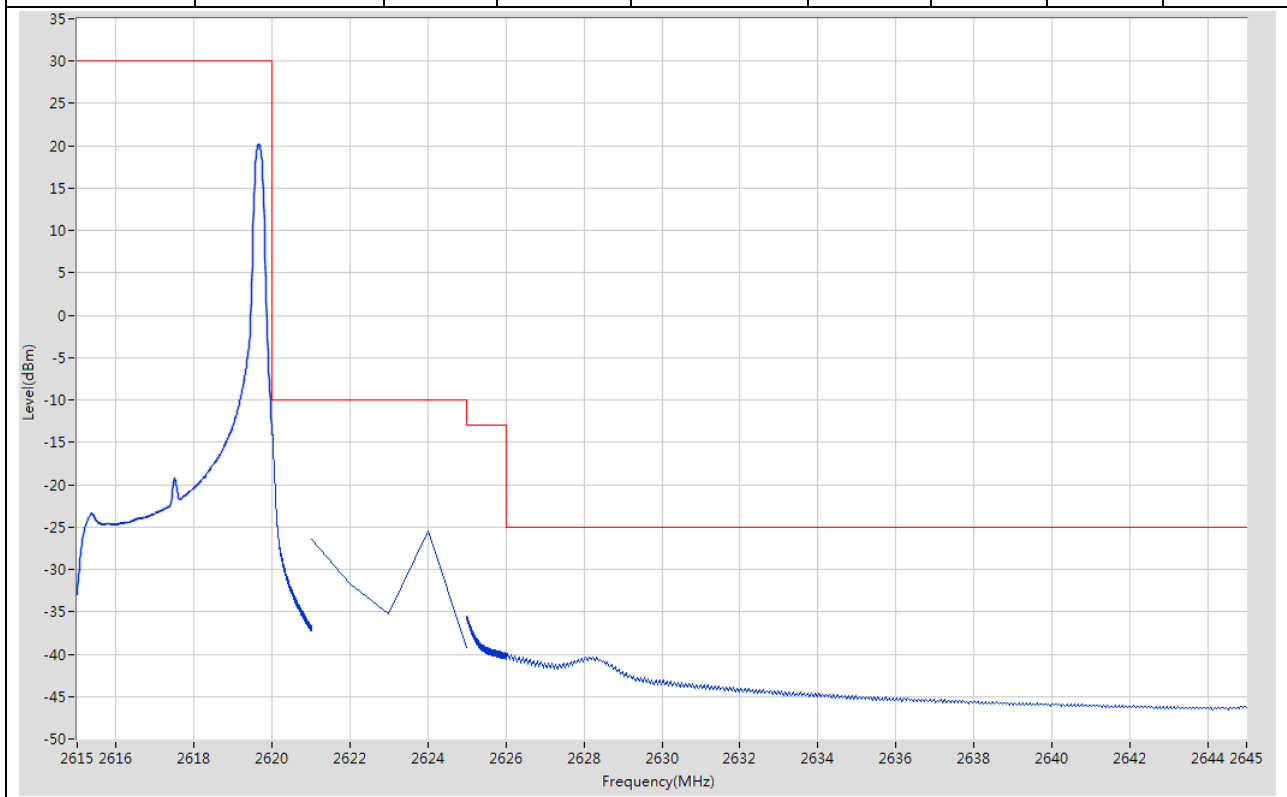
17.6. LTE Band Edge(NTNV)(Subtest:6, Channel:38225, Bandwidth:5, Modulation:QPSK, RB Number: 25, RB Position:HIGH)

| Start Frequency (MHz) | Stop Frequency (MHz) | RBW (MHz) | Detector | Frequency (MHz) | Power (dBm) | Limit (dBm) | Verdict | Sweep Point |
|-----------------------|----------------------|-----------|----------|-----------------|-------------|-------------|---------|-------------|
| 2615 | 2620 | 0.1 | RMS | 2617.525 | 6.43 | 30 | Pass | 401 |
| 2620 | 2621 | 0.1 | RMS | 2620 | -25.07 | -10 | Pass | 401 |
| 2621 | 2625 | 1 | RMS | 2621 | -25.89 | -10 | Pass | 5 |
| 2625 | 2626 | 1 | RMS | 2625 | -34.17 | -13 | Pass | 401 |
| 2626 | 2645 | 1 | RMS | 2626 | -37.88 | -25 | Pass | 401 |



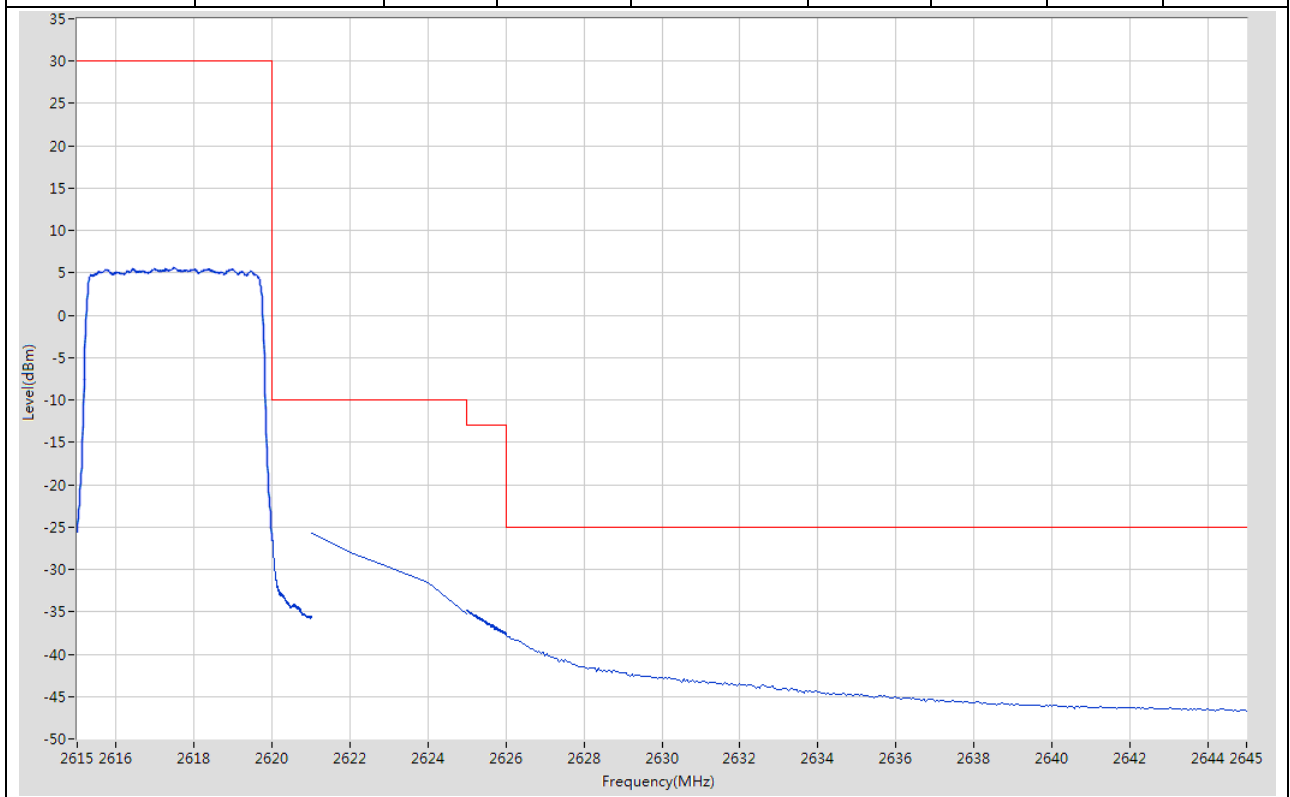
17.7. LTE Band Edge(NTNV)(Subtest:7, Channel:38225, Bandwidth:5, Modulation:Q16, RB Number: 1, RB Position:HIGH)

| Start Frequency (MHz) | Stop Frequency (MHz) | RBW (MHz) | Detector | Frequency (MHz) | Power (dBm) | Limit (dBm) | Verdict | Sweep Point |
|-----------------------|----------------------|-----------|----------|-----------------|-------------|-------------|---------|-------------|
| 2615 | 2620 | 0.1 | RMS | 2619.65 | 20.18 | 30 | Pass | 401 |
| 2620 | 2621 | 0.1 | RMS | 2620 | -13.19 | -10 | Pass | 401 |
| 2621 | 2625 | 1 | RMS | 2624 | -25.5 | -10 | Pass | 5 |
| 2625 | 2626 | 1 | RMS | 2625 | -35.59 | -13 | Pass | 401 |
| 2626 | 2645 | 1 | RMS | 2626.048 | -39.95 | -25 | Pass | 401 |



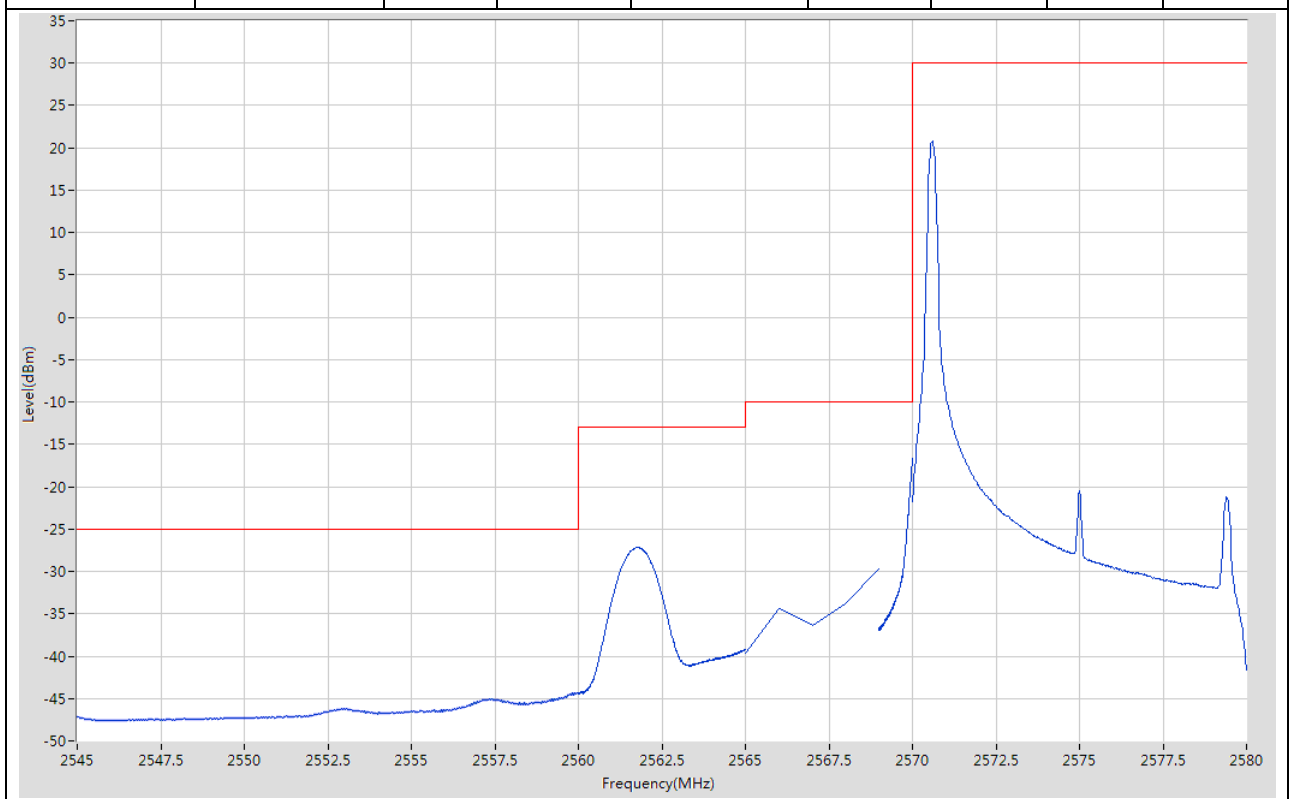
17.8. LTE Band Edge(NTNV)(Subtest:8, Channel:38225, Bandwidth:5, Modulation:Q16, RB Number: 25, RB Position:HIGH)

| Start Frequency (MHz) | Stop Frequency (MHz) | RBW (MHz) | Detector | Frequency (MHz) | Power (dBm) | Limit (dBm) | Verdict | Sweep Point |
|-----------------------|----------------------|-----------|----------|-----------------|-------------|-------------|---------|-------------|
| 2615 | 2620 | 0.1 | RMS | 2617.5 | 5.58 | 30 | Pass | 401 |
| 2620 | 2621 | 0.1 | RMS | 2620 | -25.81 | -10 | Pass | 401 |
| 2621 | 2625 | 1 | RMS | 2621 | -25.79 | -10 | Pass | 5 |
| 2625 | 2626 | 1 | RMS | 2625.01 | -34.78 | -13 | Pass | 401 |
| 2626 | 2645 | 1 | RMS | 2626 | -37.69 | -25 | Pass | 401 |



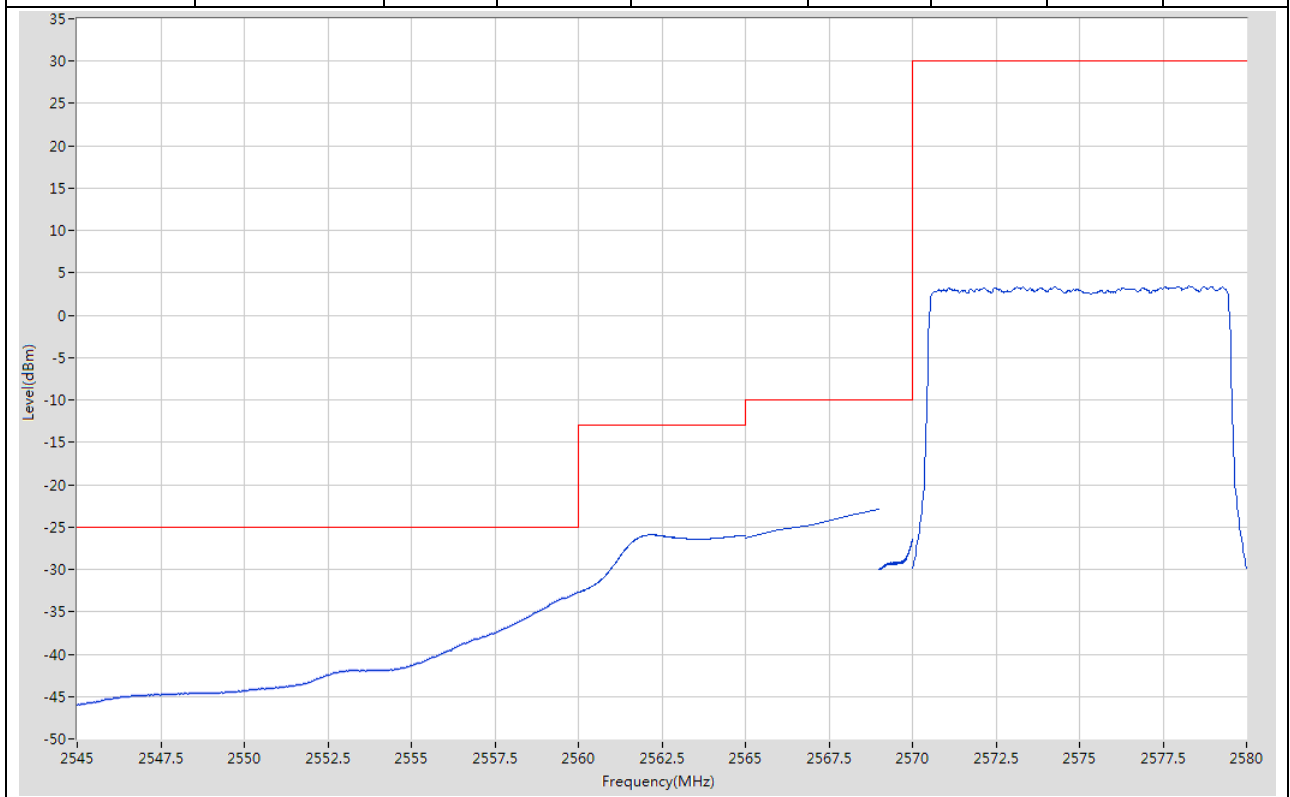
17.9. LTE Band Edge(NTNV)(Subtest:9, Channel:37800, Bandwidth:10, Modulation:QPSK, RB Number: 1, RB Position:LOW)

| Start Frequency (MHz) | Stop Frequency (MHz) | RBW (MHz) | Detector | Frequency (MHz) | Power (dBm) | Limit (dBm) | Verdict | Sweep Point |
|-----------------------|----------------------|-----------|----------|-----------------|-------------|-------------|---------|-------------|
| 2545 | 2560 | 1 | RMS | 2559.963 | -44.34 | -25 | Pass | 401 |
| 2560 | 2565 | 1 | RMS | 2561.763 | -27.16 | -13 | Pass | 401 |
| 2565 | 2569 | 1 | RMS | 2569 | -29.67 | -10 | Pass | 5 |
| 2569 | 2570 | 0.2 | RMS | 2570 | -16.65 | -10 | Pass | 401 |
| 2570 | 2580 | 0.1 | RMS | 2570.6 | 20.84 | 30 | Pass | 401 |



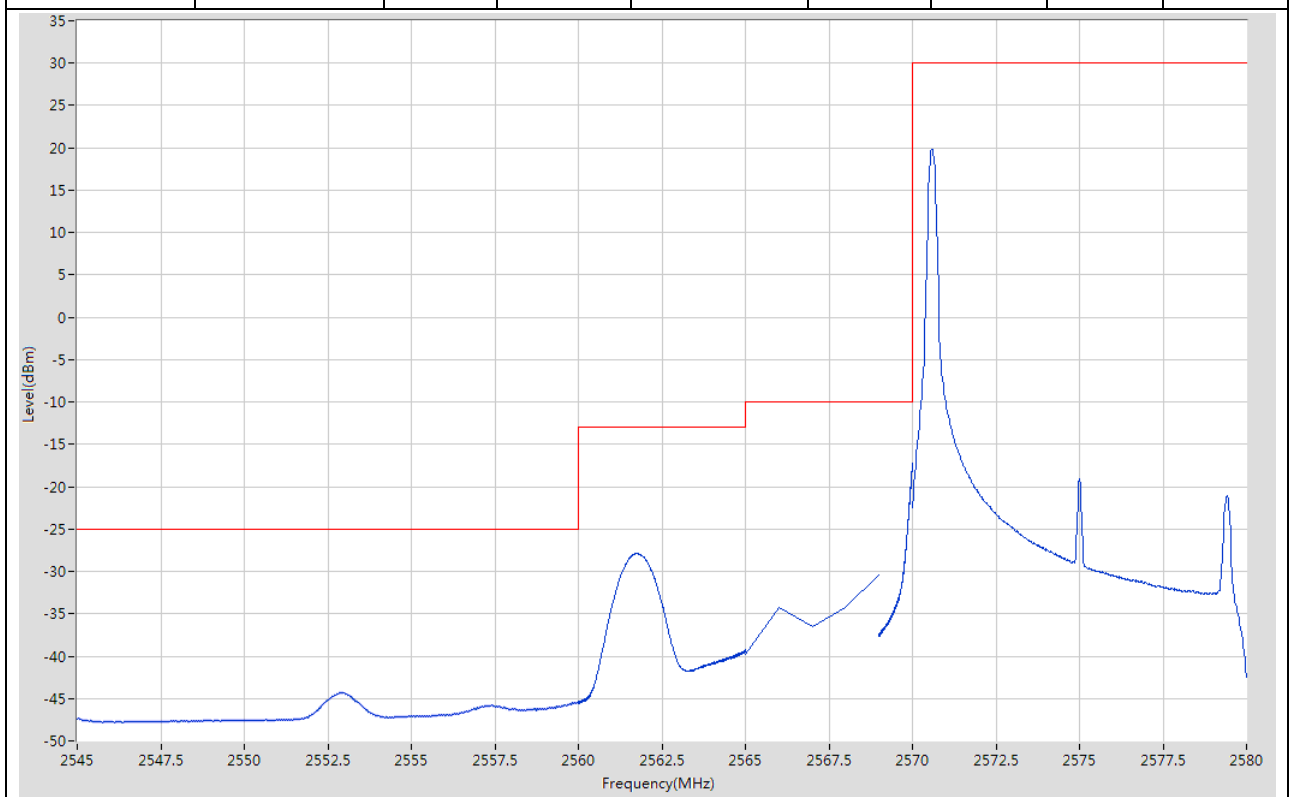
17.10. LTE Band Edge(NTNV)(Subtest:10, Channel:37800, Bandwidth:10, Modulation:QPSK, RB Number: 50, RB Position:LOW)

| Start Frequency (MHz) | Stop Frequency (MHz) | RBW (MHz) | Detector | Frequency (MHz) | Power (dBm) | Limit (dBm) | Verdict | Sweep Point |
|-----------------------|----------------------|-----------|----------|-----------------|-------------|-------------|---------|-------------|
| 2545 | 2560 | 1 | RMS | 2560 | -32.72 | -25 | Pass | 401 |
| 2560 | 2565 | 1 | RMS | 2562.163 | -25.92 | -13 | Pass | 401 |
| 2565 | 2569 | 1 | RMS | 2569 | -22.96 | -10 | Pass | 5 |
| 2569 | 2570 | 0.2 | RMS | 2570 | -26.37 | -10 | Pass | 401 |
| 2570 | 2580 | 0.1 | RMS | 2578.275 | 3.45 | 30 | Pass | 401 |



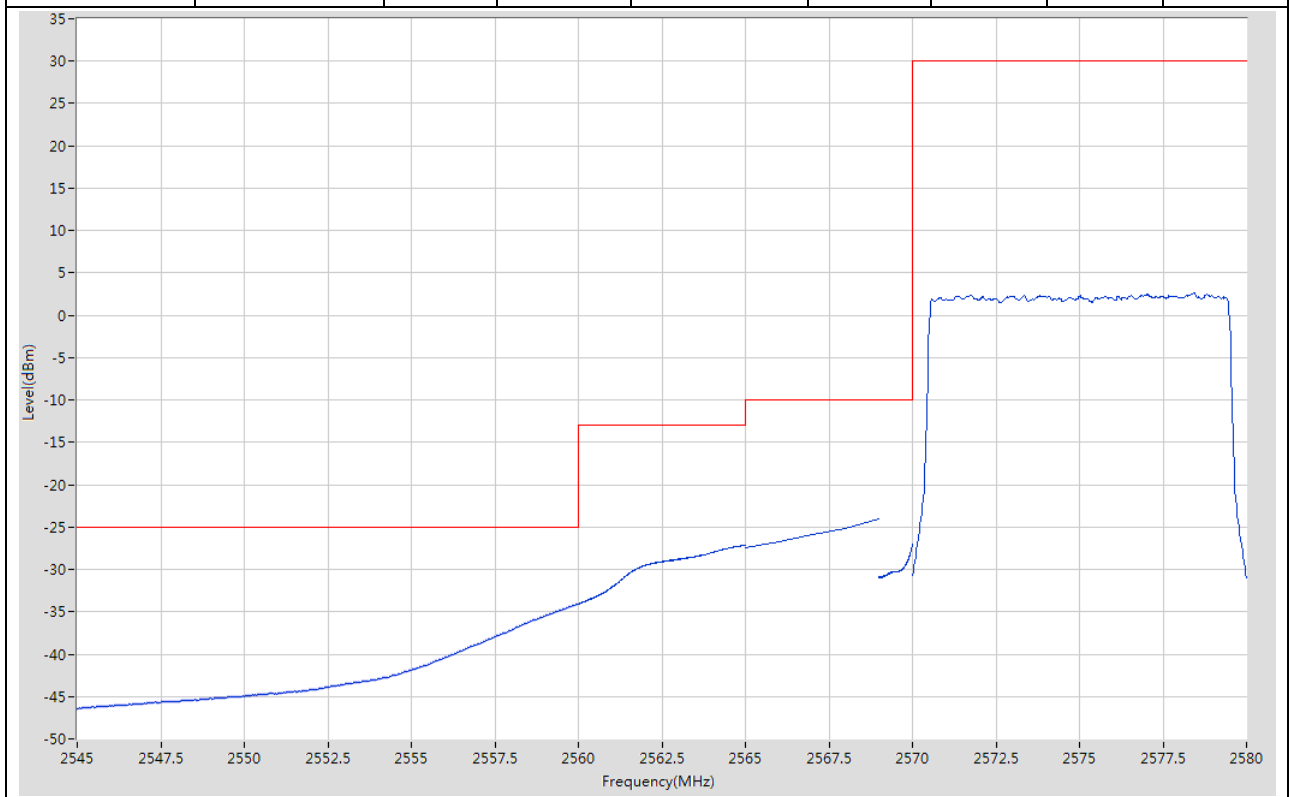
17.11. LTE Band Edge(NTNV)(Subtest:11, Channel:37800, Bandwidth:10, Modulation:Q16, RB Number: 1, RB Position:LOW)

| Start Frequency (MHz) | Stop Frequency (MHz) | RBW (MHz) | Detector | Frequency (MHz) | Power (dBm) | Limit (dBm) | Verdict | Sweep Point |
|-----------------------|----------------------|-----------|----------|-----------------|-------------|-------------|---------|-------------|
| 2545 | 2560 | 1 | RMS | 2552.913 | -44.29 | -25 | Pass | 401 |
| 2560 | 2565 | 1 | RMS | 2561.763 | -27.88 | -13 | Pass | 401 |
| 2565 | 2569 | 1 | RMS | 2569 | -30.36 | -10 | Pass | 5 |
| 2569 | 2570 | 0.2 | RMS | 2570 | -17.22 | -10 | Pass | 401 |
| 2570 | 2580 | 0.1 | RMS | 2570.575 | 19.86 | 30 | Pass | 401 |



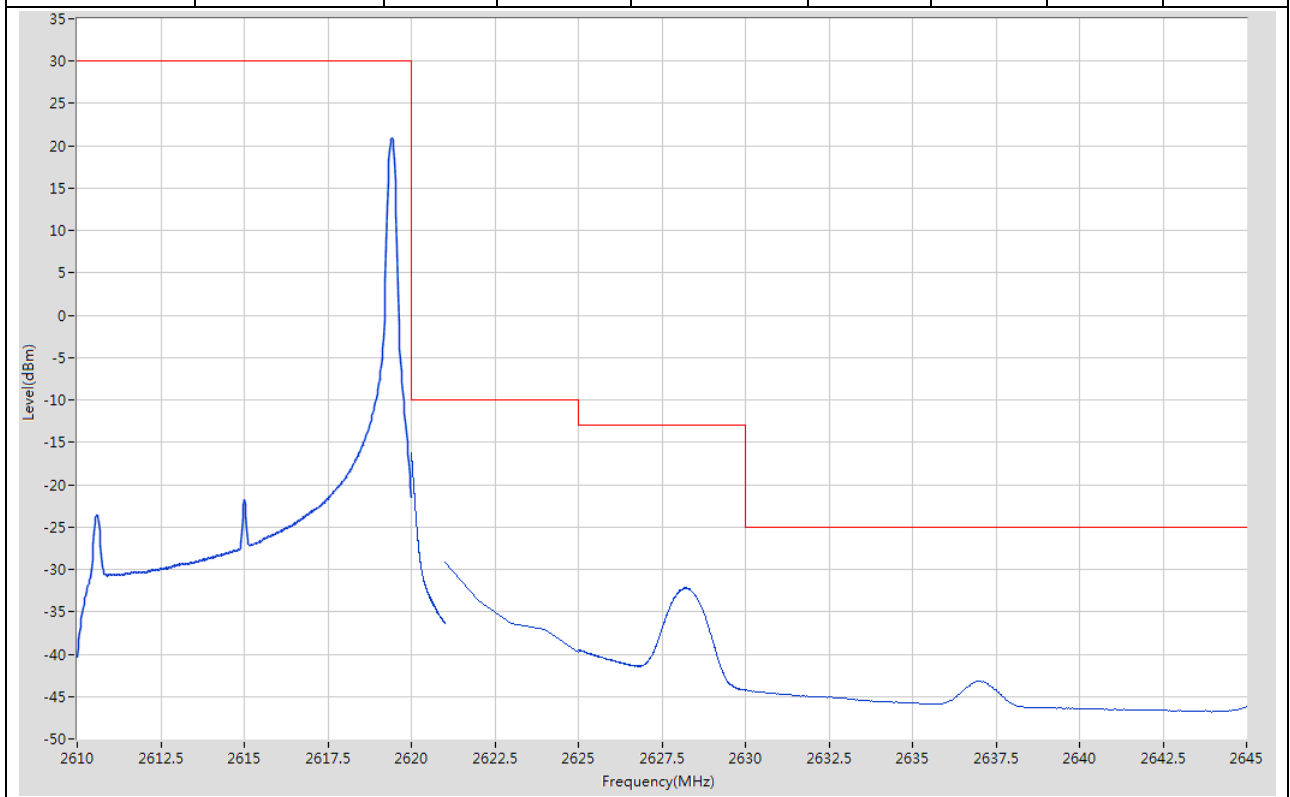
17.12. LTE Band Edge(NTNV)(Subtest:12, Channel:37800, Bandwidth:10, Modulation:Q16, RB Number: 50, RB Position:LOW)

| Start Frequency (MHz) | Stop Frequency (MHz) | RBW (MHz) | Detector | Frequency (MHz) | Power (dBm) | Limit (dBm) | Verdict | Sweep Point |
|-----------------------|----------------------|-----------|----------|-----------------|-------------|-------------|---------|-------------|
| 2545 | 2560 | 1 | RMS | 2560 | -34.05 | -25 | Pass | 401 |
| 2560 | 2565 | 1 | RMS | 2564.988 | -27.15 | -13 | Pass | 401 |
| 2565 | 2569 | 1 | RMS | 2569 | -24.09 | -10 | Pass | 5 |
| 2569 | 2570 | 0.2 | RMS | 2570 | -26.96 | -10 | Pass | 401 |
| 2570 | 2580 | 0.1 | RMS | 2578.4 | 2.61 | 30 | Pass | 401 |



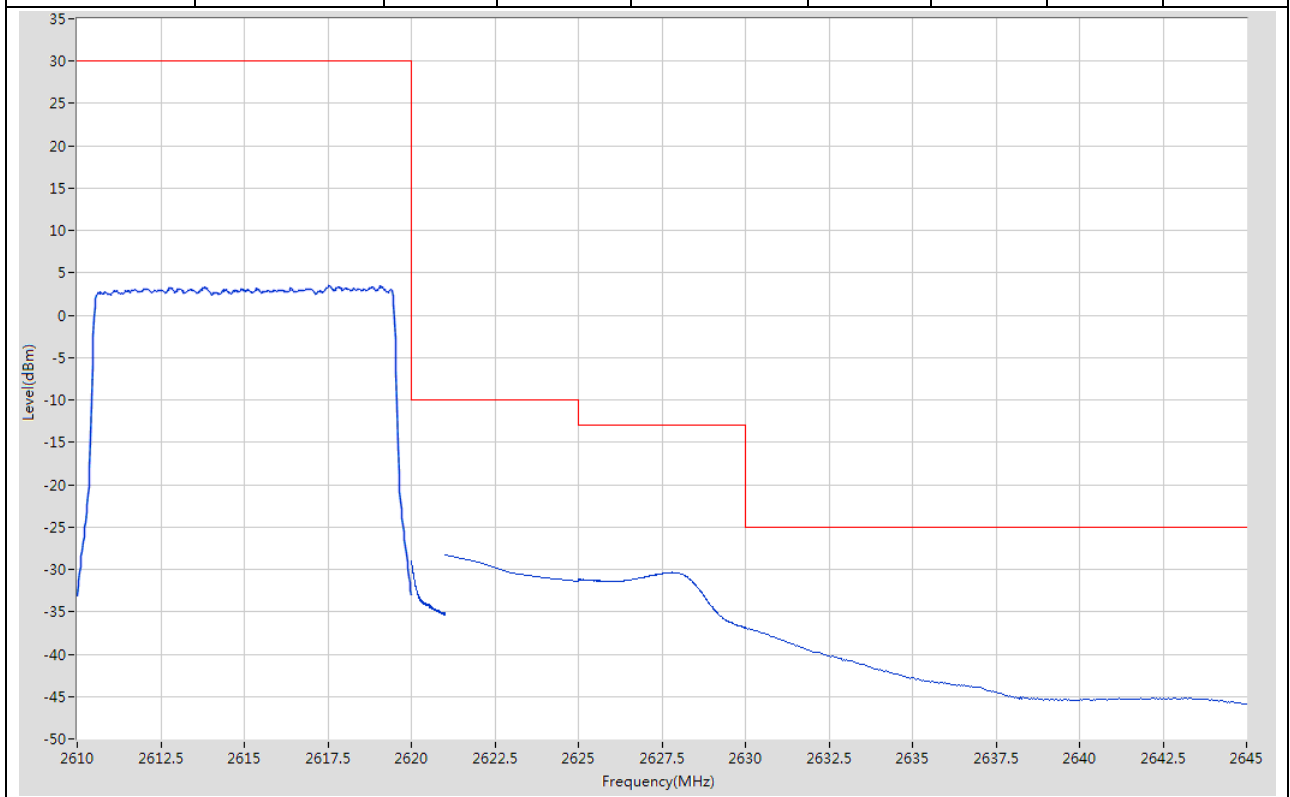
17.13. LTE Band Edge(NTNV)(Subtest:13, Channel:38200, Bandwidth:10, Modulation:QPSK, RB Number: 1, RB Position:HIGH)

| Start Frequency (MHz) | Stop Frequency (MHz) | RBW (MHz) | Detector | Frequency (MHz) | Power (dBm) | Limit (dBm) | Verdict | Sweep Point |
|-----------------------|----------------------|-----------|----------|-----------------|-------------|-------------|---------|-------------|
| 2610 | 2620 | 0.1 | RMS | 2619.425 | 20.89 | 30 | Pass | 401 |
| 2620 | 2621 | 0.2 | RMS | 2620 | -16.22 | -10 | Pass | 401 |
| 2621 | 2625 | 1 | RMS | 2621 | -29.15 | -10 | Pass | 5 |
| 2625 | 2630 | 1 | RMS | 2628.2 | -32.15 | -13 | Pass | 401 |
| 2630 | 2645 | 1 | RMS | 2637.05 | -43.13 | -25 | Pass | 401 |



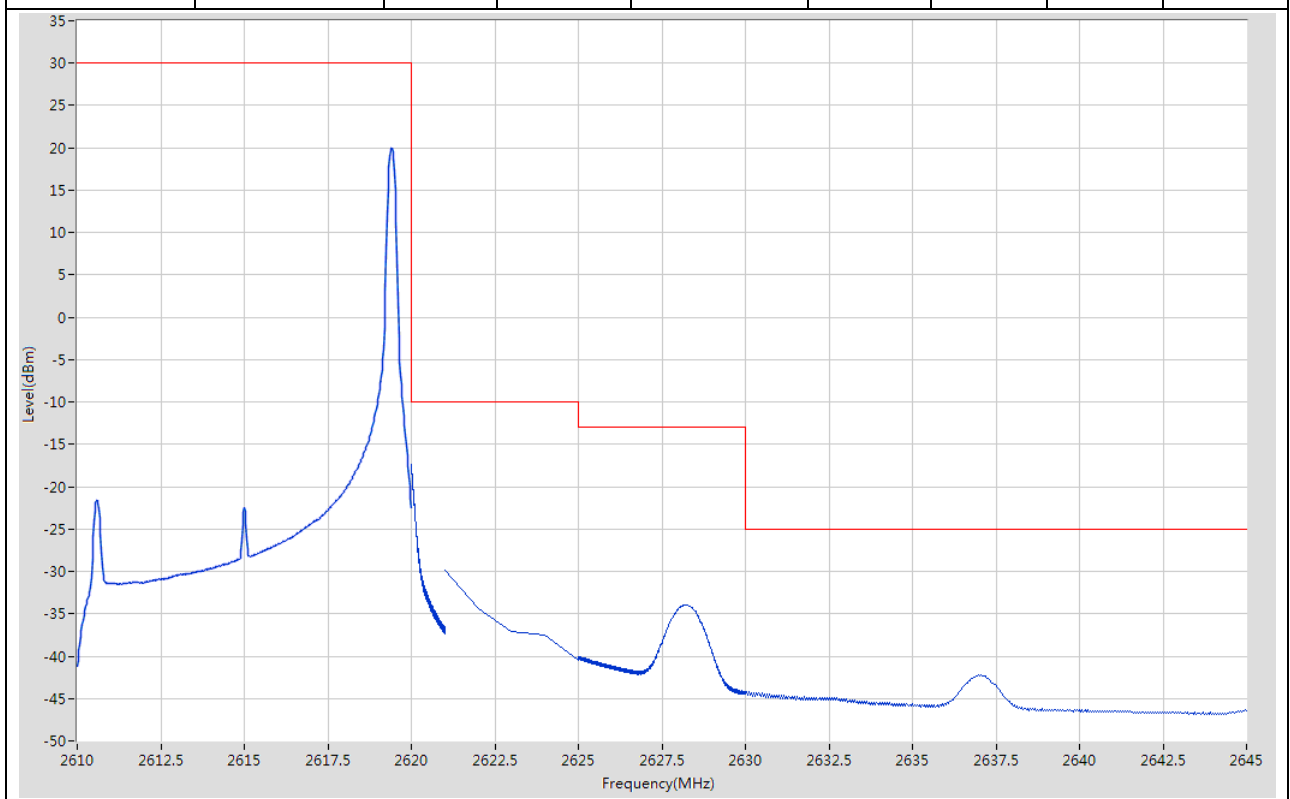
17.14. LTE Band Edge(NTNV)(Subtest:14, Channel:38200, Bandwidth:10, Modulation:QPSK, RB Number: 50, RB Position:HIGH)

| Start Frequency (MHz) | Stop Frequency (MHz) | RBW (MHz) | Detector | Frequency (MHz) | Power (dBm) | Limit (dBm) | Verdict | Sweep Point |
|-----------------------|----------------------|-----------|----------|-----------------|-------------|-------------|---------|-------------|
| 2610 | 2620 | 0.1 | RMS | 2617.55 | 3.5 | 30 | Pass | 401 |
| 2620 | 2621 | 0.2 | RMS | 2620.003 | -28.95 | -10 | Pass | 401 |
| 2621 | 2625 | 1 | RMS | 2621 | -28.31 | -10 | Pass | 5 |
| 2625 | 2630 | 1 | RMS | 2627.813 | -30.35 | -13 | Pass | 401 |
| 2630 | 2645 | 1 | RMS | 2630.038 | -36.89 | -25 | Pass | 401 |



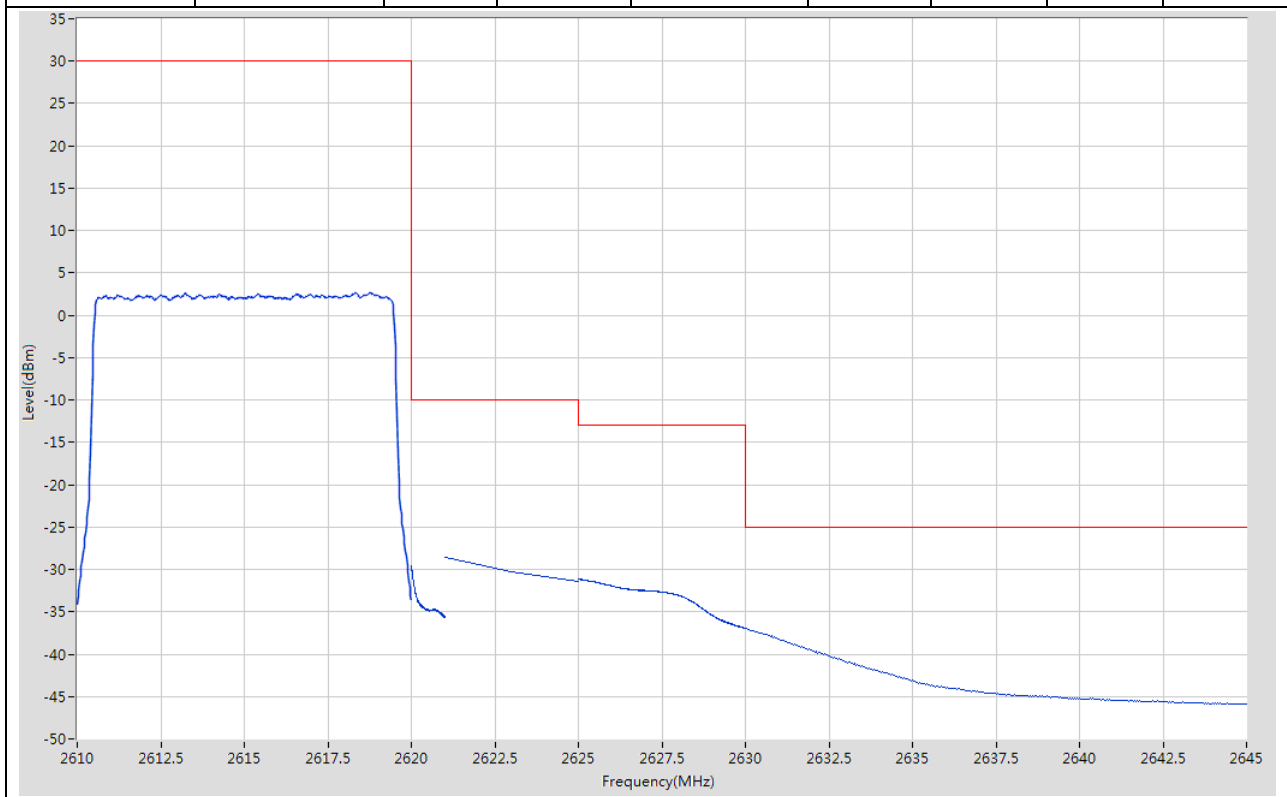
17.15. LTE Band Edge(NTNV)(Subtest:15, Channel:38200, Bandwidth:10, Modulation:Q16, RB Number: 1, RB Position:HIGH)

| Start Frequency (MHz) | Stop Frequency (MHz) | RBW (MHz) | Detector | Frequency (MHz) | Power (dBm) | Limit (dBm) | Verdict | Sweep Point |
|-----------------------|----------------------|-----------|----------|-----------------|-------------|-------------|---------|-------------|
| 2610 | 2620 | 0.1 | RMS | 2619.425 | 19.95 | 30 | Pass | 401 |
| 2620 | 2621 | 0.2 | RMS | 2620 | -17.35 | -10 | Pass | 401 |
| 2621 | 2625 | 1 | RMS | 2621 | -29.79 | -10 | Pass | 5 |
| 2625 | 2630 | 1 | RMS | 2628.238 | -33.92 | -13 | Pass | 401 |
| 2630 | 2645 | 1 | RMS | 2637.05 | -42.17 | -25 | Pass | 401 |



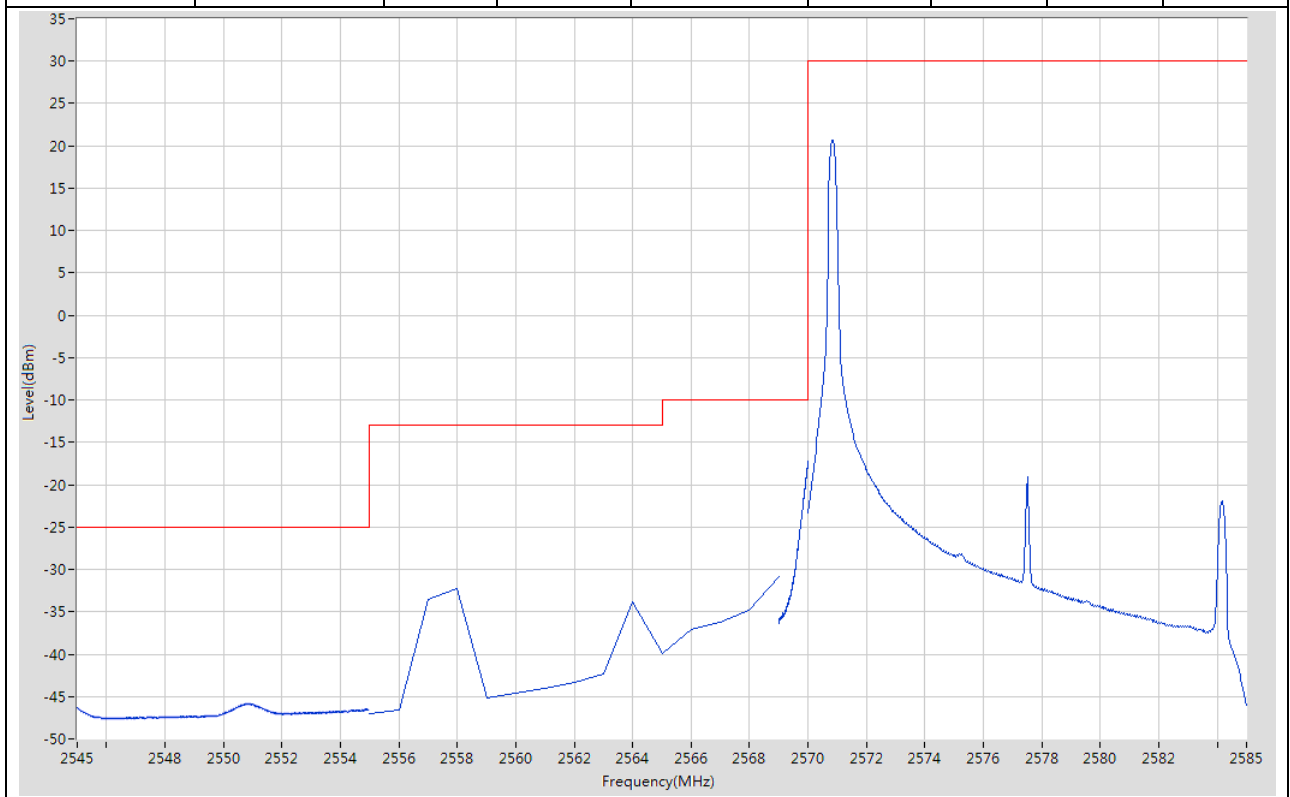
17.16. LTE Band Edge(NTNV)(Subtest:16, Channel:38200, Bandwidth:10, Modulation:Q16, RB Number: 50, RB Position:HIGH)

| Start Frequency (MHz) | Stop Frequency (MHz) | RBW (MHz) | Detector | Frequency (MHz) | Power (dBm) | Limit (dBm) | Verdict | Sweep Point |
|-----------------------|----------------------|-----------|----------|-----------------|-------------|-------------|---------|-------------|
| 2610 | 2620 | 0.1 | RMS | 2618.75 | 2.68 | 30 | Pass | 401 |
| 2620 | 2621 | 0.2 | RMS | 2620.003 | -29.54 | -10 | Pass | 401 |
| 2621 | 2625 | 1 | RMS | 2621 | -28.58 | -10 | Pass | 5 |
| 2625 | 2630 | 1 | RMS | 2625.025 | -31.13 | -13 | Pass | 401 |
| 2630 | 2645 | 1 | RMS | 2630.038 | -36.99 | -25 | Pass | 401 |



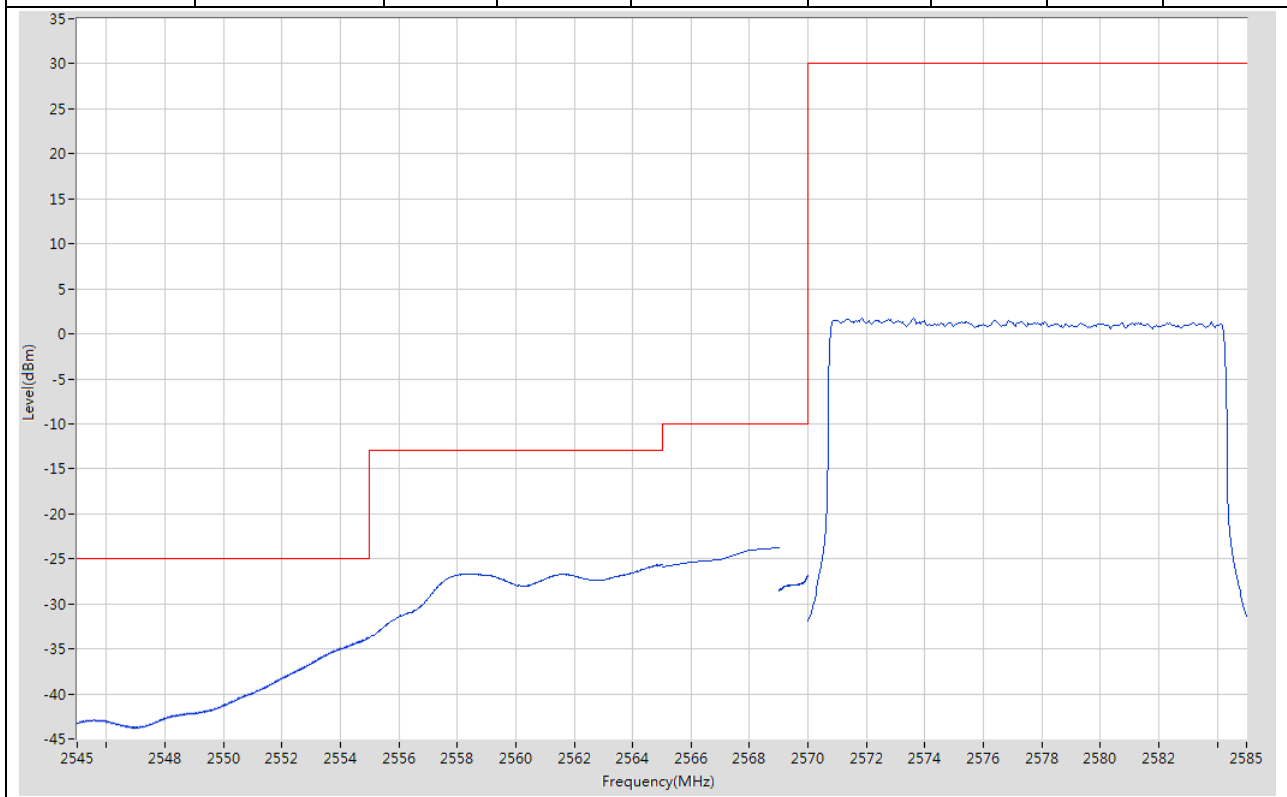
17.17. LTE Band Edge(NTNV)(Subtest:17, Channel:37825, Bandwidth:15, Modulation:QPSK, RB Number: 1, RB Position:LOW)

| Start Frequency (MHz) | Stop Frequency (MHz) | RBW (MHz) | Detector | Frequency (MHz) | Power (dBm) | Limit (dBm) | Verdict | Sweep Point |
|-----------------------|----------------------|-----------|----------|-----------------|-------------|-------------|---------|-------------|
| 2545 | 2555 | 1 | RMS | 2550.825 | -45.85 | -25 | Pass | 401 |
| 2555 | 2565 | 1 | RMS | 2558 | -32.3 | -13 | Pass | 11 |
| 2565 | 2569 | 1 | RMS | 2569 | -30.78 | -10 | Pass | 5 |
| 2569 | 2570 | 0.3 | RMS | 2570 | -17.21 | -10 | Pass | 401 |
| 2570 | 2585 | 0.1 | RMS | 2570.825 | 20.66 | 30 | Pass | 401 |



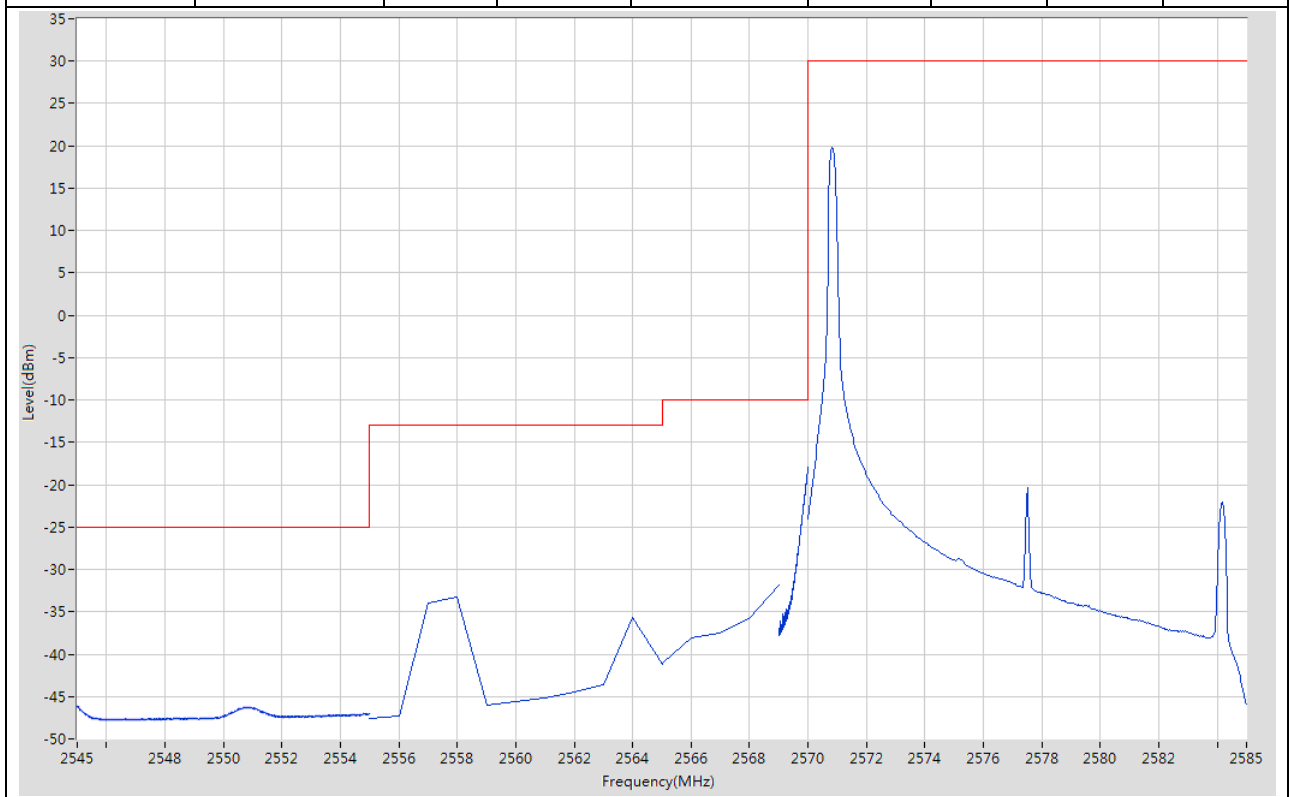
17.18. LTE Band Edge(NTNV)(Subtest:18, Channel:37825, Bandwidth:15, Modulation:QPSK, RB Number: 75, RB Position:LOW)

| Start Frequency (MHz) | Stop Frequency (MHz) | RBW (MHz) | Detector | Frequency (MHz) | Power (dBm) | Limit (dBm) | Verdict | Sweep Point |
|-----------------------|----------------------|-----------|----------|-----------------|-------------|-------------|---------|-------------|
| 2545 | 2555 | 1 | RMS | 2555 | -33.75 | -25 | Pass | 401 |
| 2555 | 2565 | 1 | RMS | 2564.975 | -25.63 | -13 | Pass | 401 |
| 2565 | 2569 | 1 | RMS | 2569 | -23.72 | -10 | Pass | 5 |
| 2569 | 2570 | 0.3 | RMS | 2570 | -26.81 | -10 | Pass | 401 |
| 2570 | 2585 | 0.1 | RMS | 2573.6 | 1.77 | 30 | Pass | 401 |



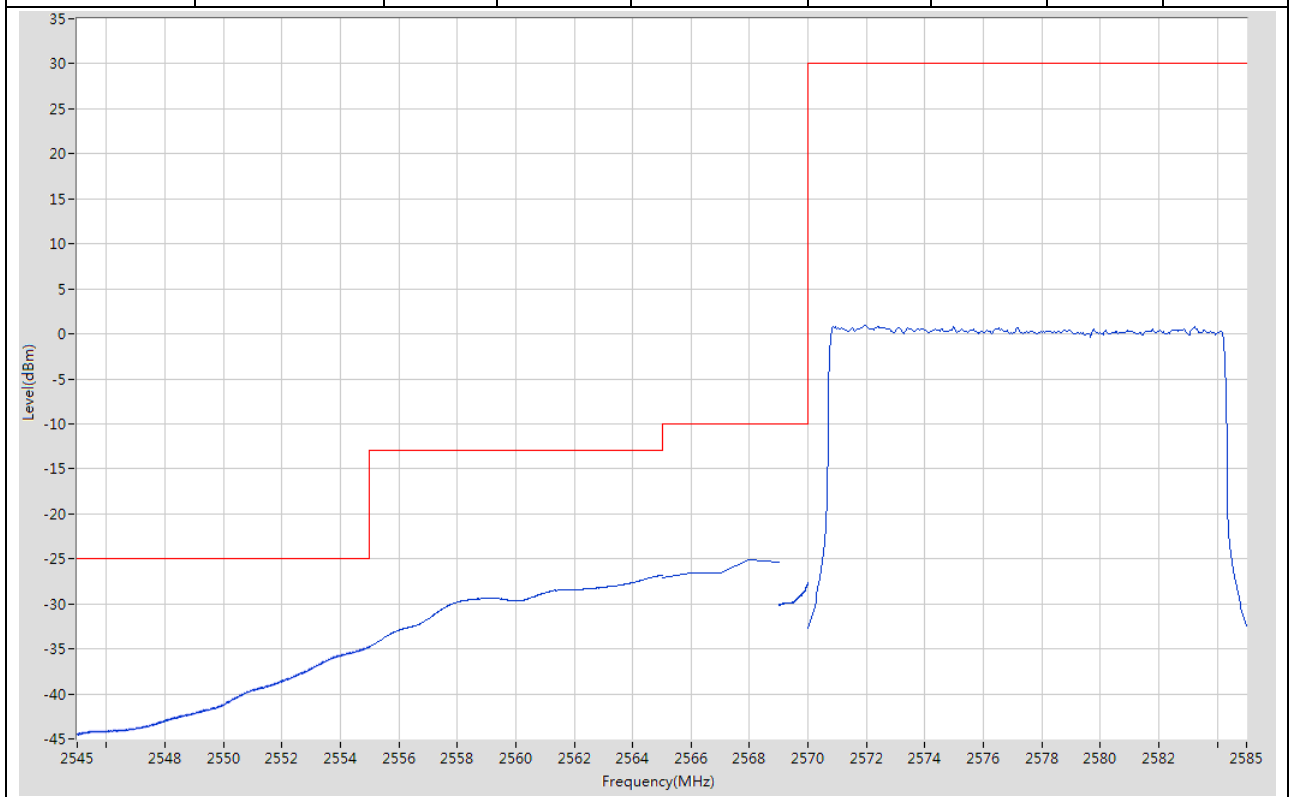
17.19. LTE Band Edge(NTNV)(Subtest:19, Channel:37825, Bandwidth:15, Modulation:Q16, RB Number: 1, RB Position:LOW)

| Start Frequency (MHz) | Stop Frequency (MHz) | RBW (MHz) | Detector | Frequency (MHz) | Power (dBm) | Limit (dBm) | Verdict | Sweep Point |
|-----------------------|----------------------|-----------|----------|-----------------|-------------|-------------|---------|-------------|
| 2545 | 2555 | 1 | RMS | 2545 | -46.13 | -25 | Pass | 401 |
| 2555 | 2565 | 1 | RMS | 2558 | -33.21 | -13 | Pass | 11 |
| 2565 | 2569 | 1 | RMS | 2569 | -31.84 | -10 | Pass | 5 |
| 2569 | 2570 | 0.3 | RMS | 2570 | -17.93 | -10 | Pass | 401 |
| 2570 | 2585 | 0.1 | RMS | 2570.825 | 19.86 | 30 | Pass | 401 |



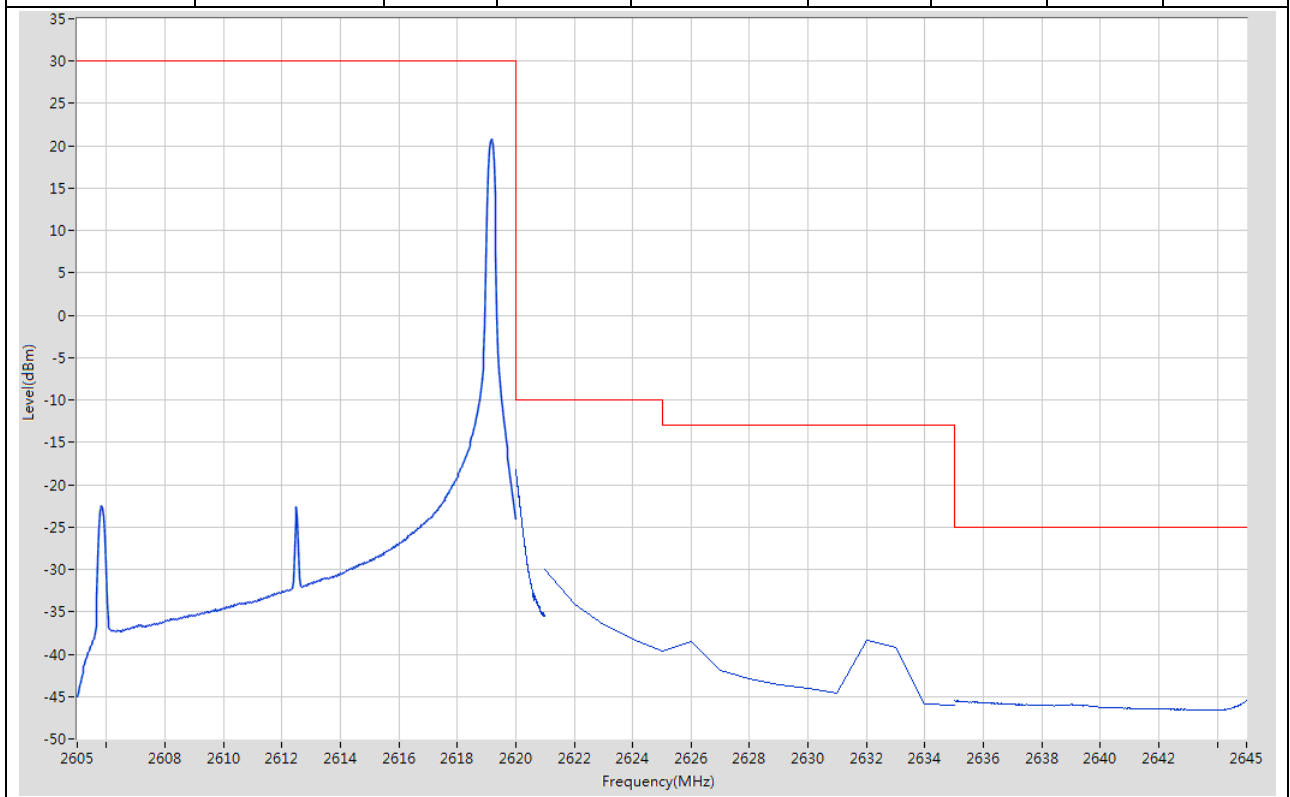
17.20. LTE Band Edge(NTNV)(Subtest:20, Channel:37825, Bandwidth:15, Modulation:Q16, RB Number: 75, RB Position:LOW)

| Start Frequency (MHz) | Stop Frequency (MHz) | RBW (MHz) | Detector | Frequency (MHz) | Power (dBm) | Limit (dBm) | Verdict | Sweep Point |
|-----------------------|----------------------|-----------|----------|-----------------|-------------|-------------|---------|-------------|
| 2545 | 2555 | 1 | RMS | 2555 | -34.74 | -25 | Pass | 401 |
| 2555 | 2565 | 1 | RMS | 2565 | -26.84 | -13 | Pass | 401 |
| 2565 | 2569 | 1 | RMS | 2568 | -25.06 | -10 | Pass | 5 |
| 2569 | 2570 | 0.3 | RMS | 2570 | -27.7 | -10 | Pass | 401 |
| 2570 | 2585 | 0.1 | RMS | 2571.988 | 0.98 | 30 | Pass | 401 |



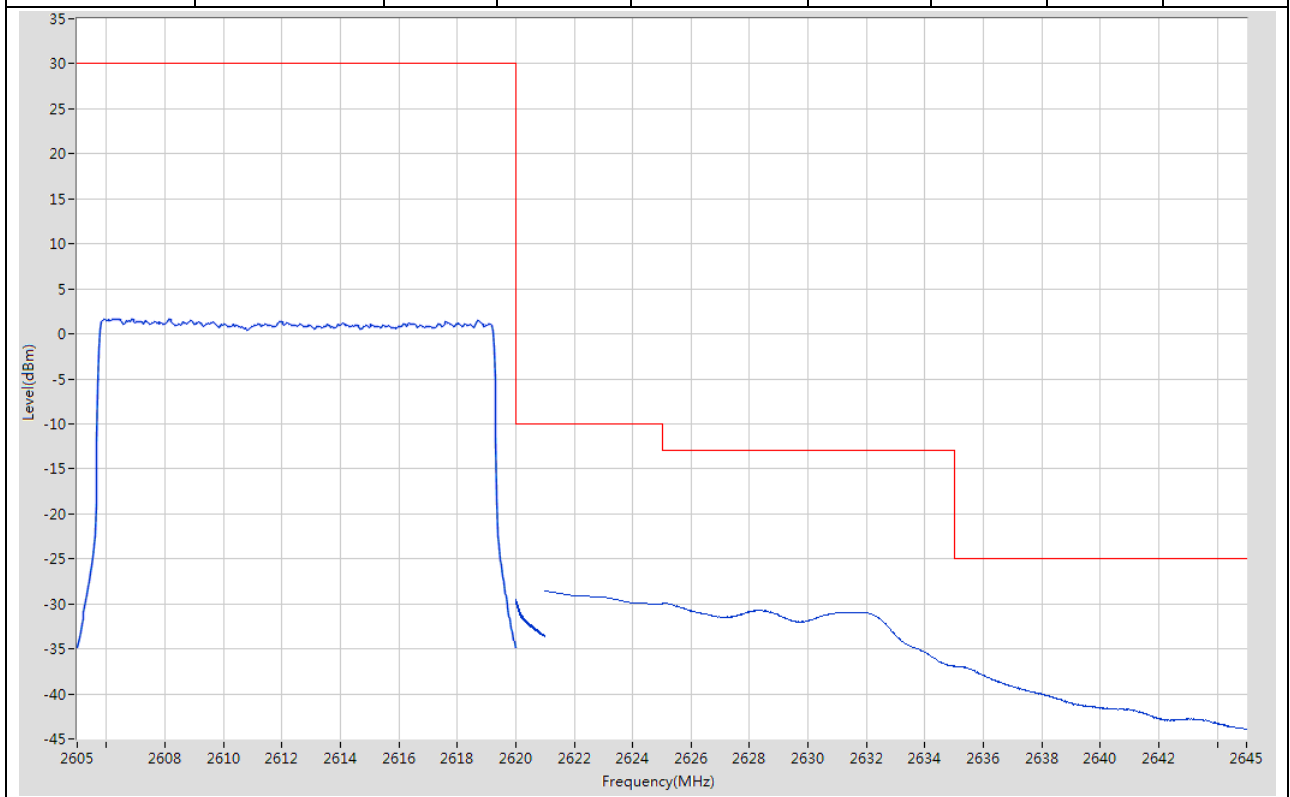
17.21. LTE Band Edge(NTNV)(Subtest:21, Channel:38175, Bandwidth:15, Modulation:QPSK, RB Number: 1, RB Position:HIGH)

| Start Frequency (MHz) | Stop Frequency (MHz) | RBW (MHz) | Detector | Frequency (MHz) | Power (dBm) | Limit (dBm) | Verdict | Sweep Point |
|-----------------------|----------------------|-----------|----------|-----------------|-------------|-------------|---------|-------------|
| 2605 | 2620 | 0.1 | RMS | 2619.175 | 20.78 | 30 | Pass | 401 |
| 2620 | 2621 | 0.3 | RMS | 2620 | -18.19 | -10 | Pass | 401 |
| 2621 | 2625 | 1 | RMS | 2621 | -30.05 | -10 | Pass | 5 |
| 2625 | 2635 | 1 | RMS | 2632 | -38.3 | -13 | Pass | 11 |
| 2635 | 2645 | 1 | RMS | 2635.025 | -45.5 | -25 | Pass | 401 |



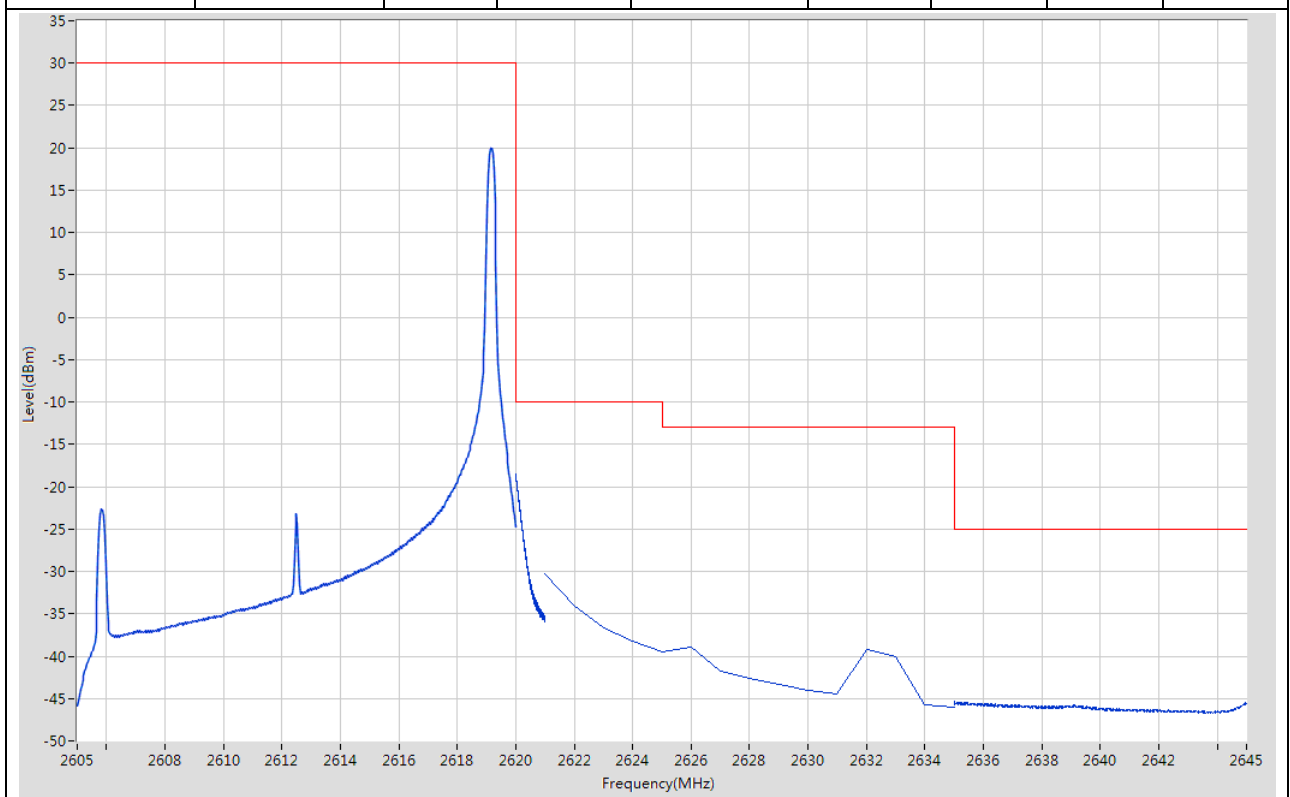
17.22. LTE Band Edge(NTNV)(Subtest:22, Channel:38175, Bandwidth:15, Modulation:QPSK, RB Number: 75, RB Position:HIGH)

| Start Frequency (MHz) | Stop Frequency (MHz) | RBW (MHz) | Detector | Frequency (MHz) | Power (dBm) | Limit (dBm) | Verdict | Sweep Point |
|-----------------------|----------------------|-----------|----------|-----------------|-------------|-------------|---------|-------------|
| 2605 | 2620 | 0.1 | RMS | 2608.15 | 1.65 | 30 | Pass | 401 |
| 2620 | 2621 | 0.3 | RMS | 2620.003 | -29.46 | -10 | Pass | 401 |
| 2621 | 2625 | 1 | RMS | 2621 | -28.53 | -10 | Pass | 5 |
| 2625 | 2635 | 1 | RMS | 2625 | -29.87 | -13 | Pass | 401 |
| 2635 | 2645 | 1 | RMS | 2635.025 | -36.92 | -25 | Pass | 401 |



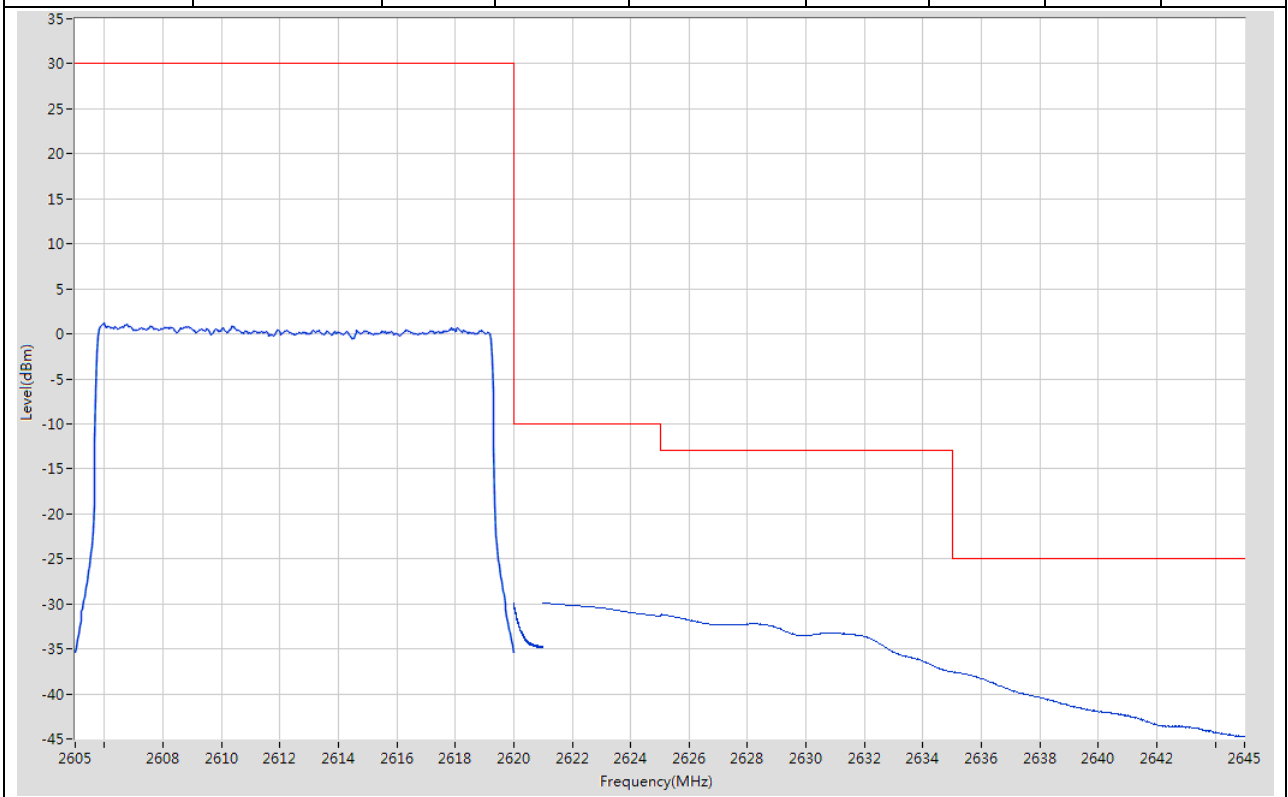
17.23. LTE Band Edge(NTNV)(Subtest:23, Channel:38175, Bandwidth:15, Modulation:Q16, RB Number: 1, RB Position:HIGH)

| Start Frequency (MHz) | Stop Frequency (MHz) | RBW (MHz) | Detector | Frequency (MHz) | Power (dBm) | Limit (dBm) | Verdict | Sweep Point |
|-----------------------|----------------------|-----------|----------|-----------------|-------------|-------------|---------|-------------|
| 2605 | 2620 | 0.1 | RMS | 2619.175 | 20.02 | 30 | Pass | 401 |
| 2620 | 2621 | 0.3 | RMS | 2620 | -18.48 | -10 | Pass | 401 |
| 2621 | 2625 | 1 | RMS | 2621 | -30.29 | -10 | Pass | 5 |
| 2625 | 2635 | 1 | RMS | 2626 | -38.87 | -13 | Pass | 11 |
| 2635 | 2645 | 1 | RMS | 2635.025 | -45.34 | -25 | Pass | 401 |



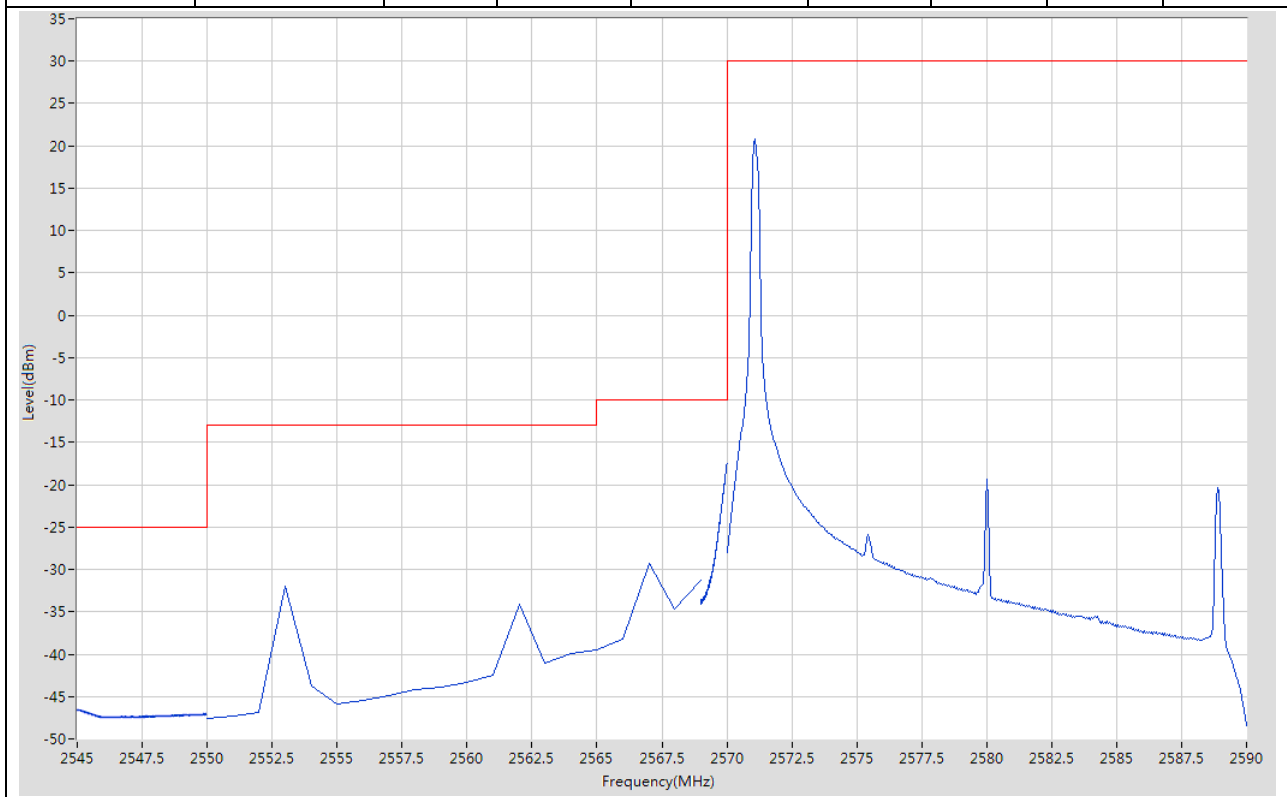
17.24. LTE Band Edge(NTNV)(Subtest:24, Channel:38175, Bandwidth:15, Modulation:Q16, RB Number: 75, RB Position:HIGH)

| Start Frequency (MHz) | Stop Frequency (MHz) | RBW (MHz) | Detector | Frequency (MHz) | Power (dBm) | Limit (dBm) | Verdict | Sweep Point |
|-----------------------|----------------------|-----------|----------|-----------------|-------------|-------------|---------|-------------|
| 2605 | 2620 | 0.1 | RMS | 2605.975 | 1.18 | 30 | Pass | 401 |
| 2620 | 2621 | 0.3 | RMS | 2620 | -29.89 | -10 | Pass | 401 |
| 2621 | 2625 | 1 | RMS | 2621 | -29.86 | -10 | Pass | 5 |
| 2625 | 2635 | 1 | RMS | 2625.05 | -31.17 | -13 | Pass | 401 |
| 2635 | 2645 | 1 | RMS | 2635 | -37.54 | -25 | Pass | 401 |



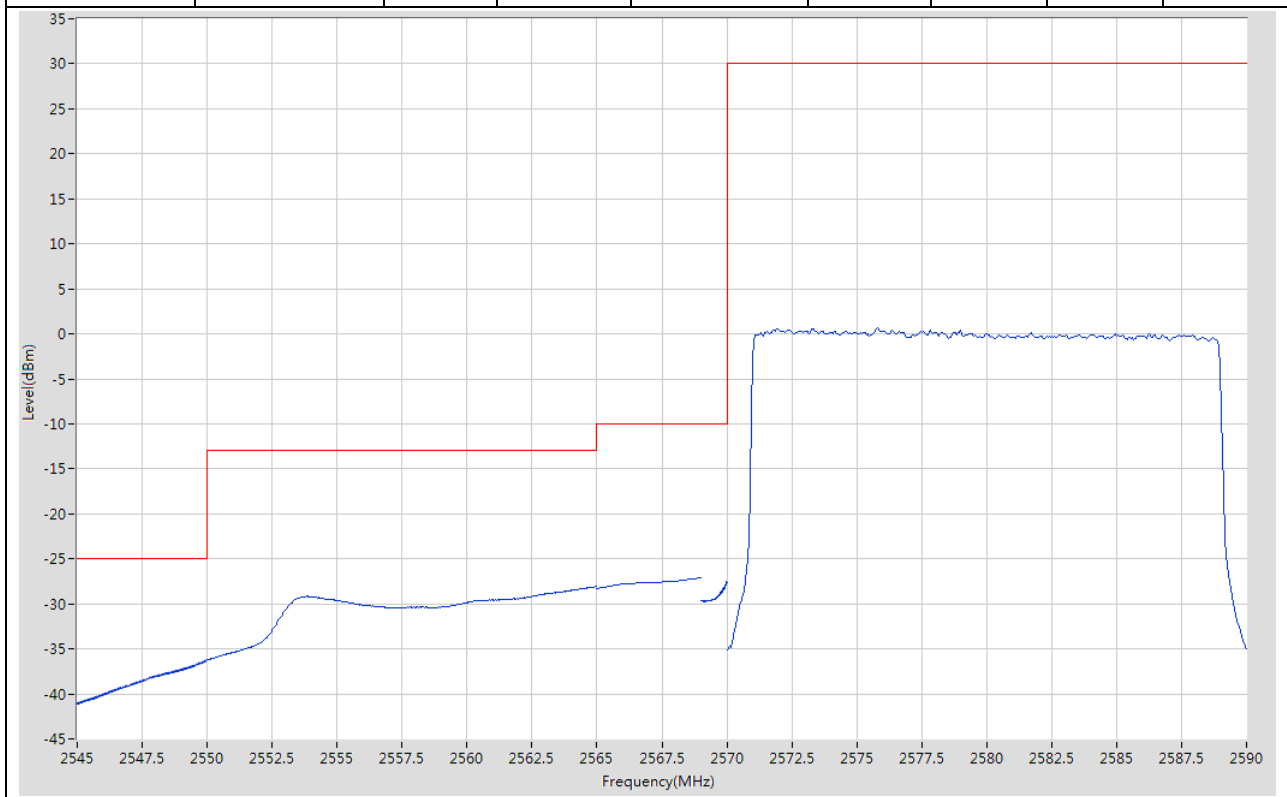
17.25. LTE Band Edge(NTNV)(Subtest:25, Channel:37850, Bandwidth:20, Modulation:QPSK, RB Number: 1, RB Position:LOW)

| Start Frequency (MHz) | Stop Frequency (MHz) | RBW (MHz) | Detector | Frequency (MHz) | Power (dBm) | Limit (dBm) | Verdict | Sweep Point |
|-----------------------|----------------------|-----------|----------|-----------------|-------------|-------------|---------|-------------|
| 2545 | 2550 | 1 | RMS | 2545 | -46.53 | -25 | Pass | 401 |
| 2550 | 2565 | 1 | RMS | 2553 | -32.02 | -13 | Pass | 16 |
| 2565 | 2569 | 1 | RMS | 2567 | -29.29 | -10 | Pass | 5 |
| 2569 | 2570 | 0.51 | RMS | 2569.998 | -17.51 | -10 | Pass | 401 |
| 2570 | 2590 | 0.1 | RMS | 2571.1 | 20.78 | 30 | Pass | 401 |



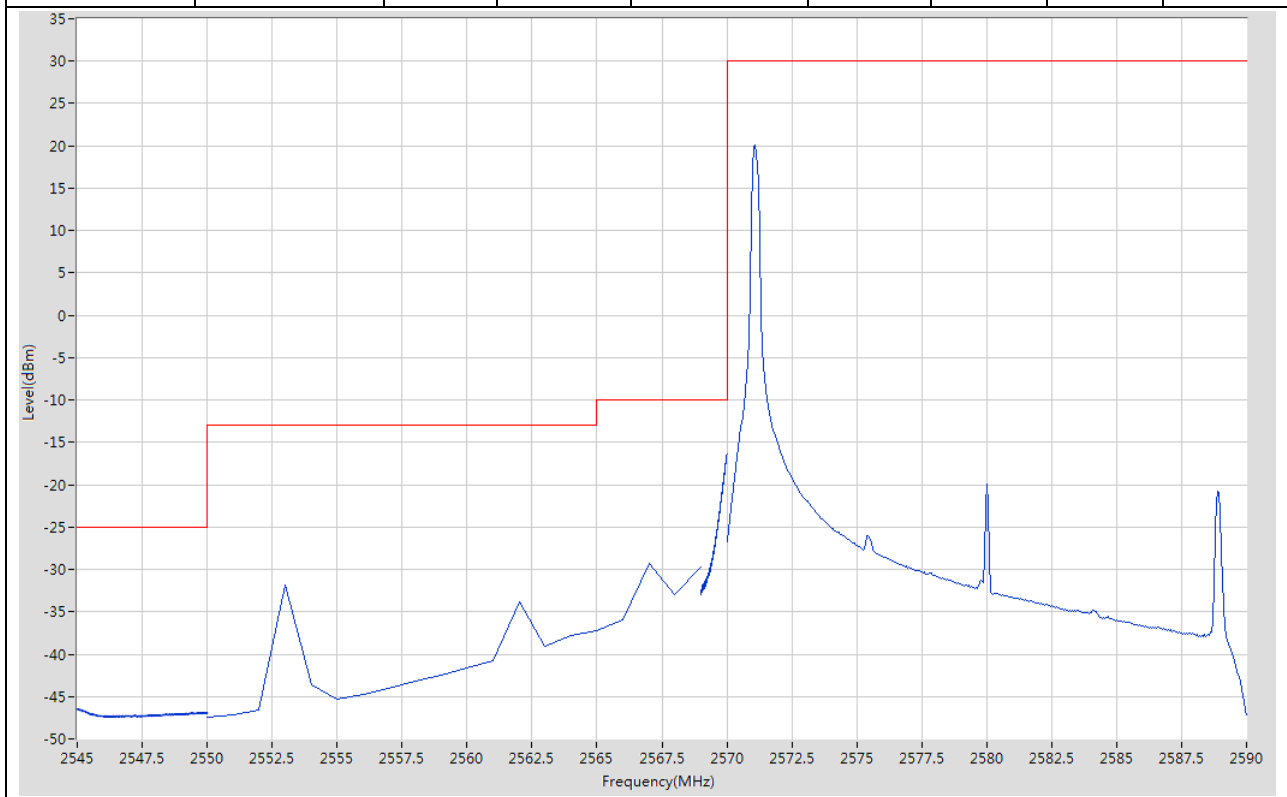
17.26. LTE Band Edge(NTNV)(Subtest:26, Channel:37850, Bandwidth:20, Modulation:QPSK, RB Number: 100, RB Position:LOW)

| Start Frequency (MHz) | Stop Frequency (MHz) | RBW (MHz) | Detector | Frequency (MHz) | Power (dBm) | Limit (dBm) | Verdict | Sweep Point |
|-----------------------|----------------------|-----------|----------|-----------------|-------------|-------------|---------|-------------|
| 2545 | 2550 | 1 | RMS | 2549.988 | -36.3 | -25 | Pass | 401 |
| 2550 | 2565 | 1 | RMS | 2565 | -28.06 | -13 | Pass | 401 |
| 2565 | 2569 | 1 | RMS | 2569 | -27.06 | -10 | Pass | 5 |
| 2569 | 2570 | 0.51 | RMS | 2569.993 | -27.57 | -10 | Pass | 401 |
| 2570 | 2590 | 0.1 | RMS | 2575.8 | 0.62 | 30 | Pass | 401 |



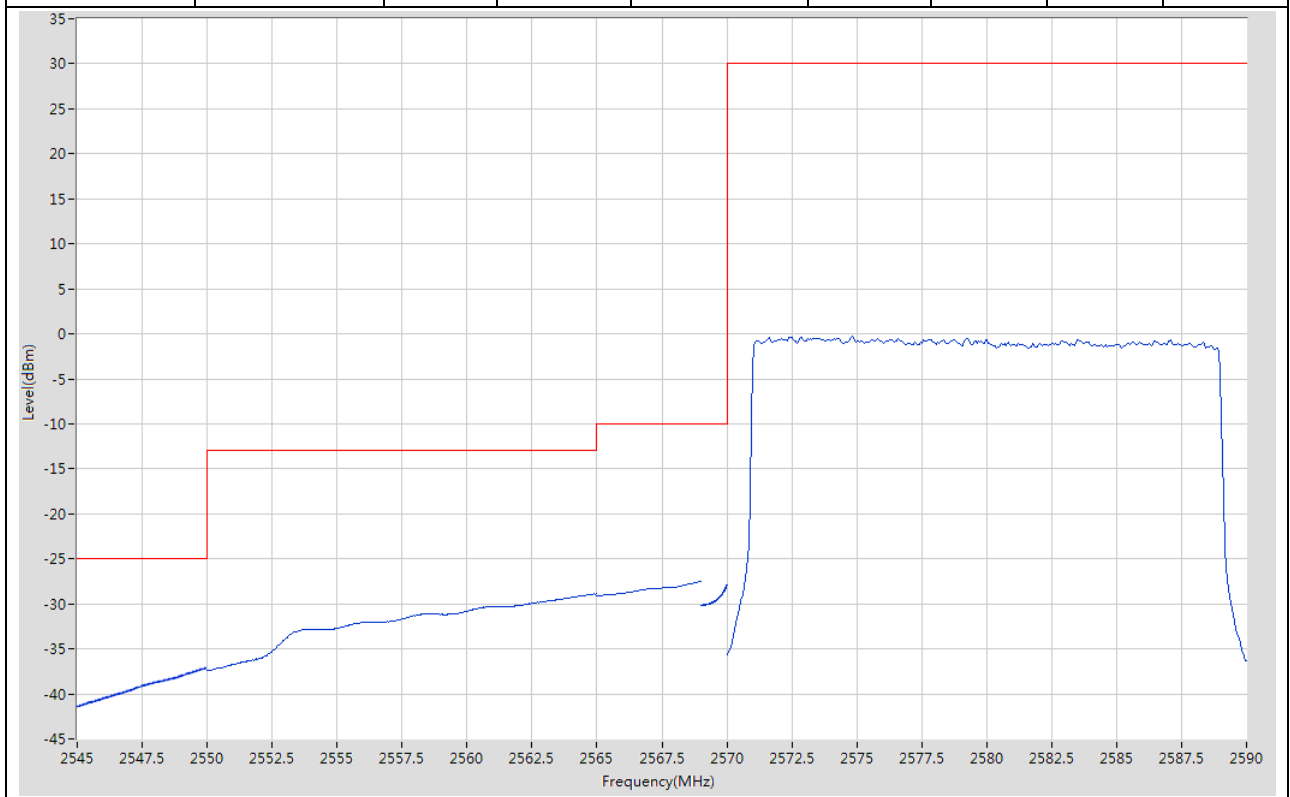
17.27. LTE Band Edge(NTNV)(Subtest:27, Channel:37850, Bandwidth:20, Modulation:Q16, RB Number: 1, RB Position:LOW)

| Start Frequency (MHz) | Stop Frequency (MHz) | RBW (MHz) | Detector | Frequency (MHz) | Power (dBm) | Limit (dBm) | Verdict | Sweep Point |
|-----------------------|----------------------|-----------|----------|-----------------|-------------|-------------|---------|-------------|
| 2545 | 2550 | 1 | RMS | 2545.013 | -46.5 | -25 | Pass | 401 |
| 2550 | 2565 | 1 | RMS | 2553 | -31.88 | -13 | Pass | 16 |
| 2565 | 2569 | 1 | RMS | 2567 | -29.31 | -10 | Pass | 5 |
| 2569 | 2570 | 0.51 | RMS | 2569.998 | -16.33 | -10 | Pass | 401 |
| 2570 | 2590 | 0.1 | RMS | 2571.1 | 20.16 | 30 | Pass | 401 |



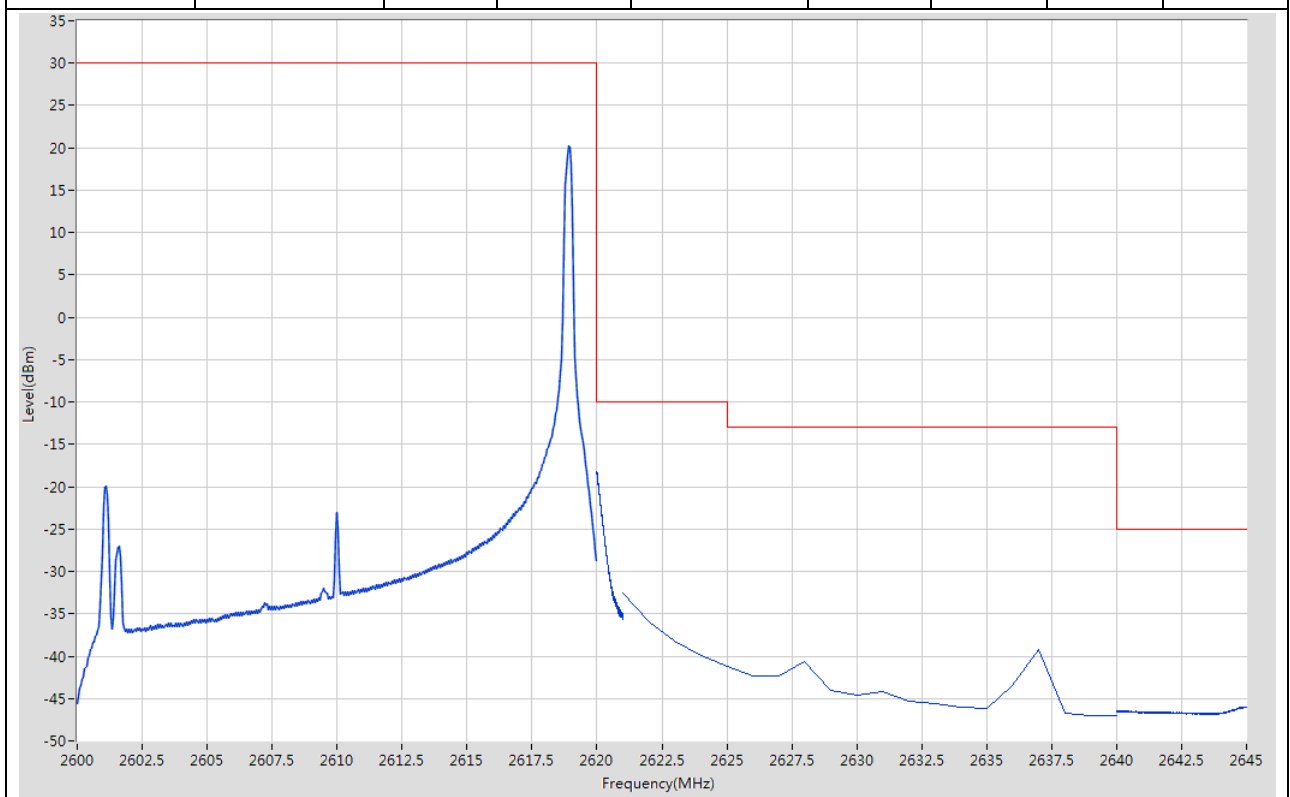
17.28. LTE Band Edge(NTNV)(Subtest:28, Channel:37850, Bandwidth:20, Modulation:Q16, RB Number: 100, RB Position:LOW)

| Start Frequency (MHz) | Stop Frequency (MHz) | RBW (MHz) | Detector | Frequency (MHz) | Power (dBm) | Limit (dBm) | Verdict | Sweep Point |
|-----------------------|----------------------|-----------|----------|-----------------|-------------|-------------|---------|-------------|
| 2545 | 2550 | 1 | RMS | 2549.988 | -37.13 | -25 | Pass | 401 |
| 2550 | 2565 | 1 | RMS | 2564.963 | -28.87 | -13 | Pass | 401 |
| 2565 | 2569 | 1 | RMS | 2569 | -27.54 | -10 | Pass | 5 |
| 2569 | 2570 | 0.51 | RMS | 2569.995 | -27.87 | -10 | Pass | 401 |
| 2570 | 2590 | 0.1 | RMS | 2574.85 | -0.32 | 30 | Pass | 401 |



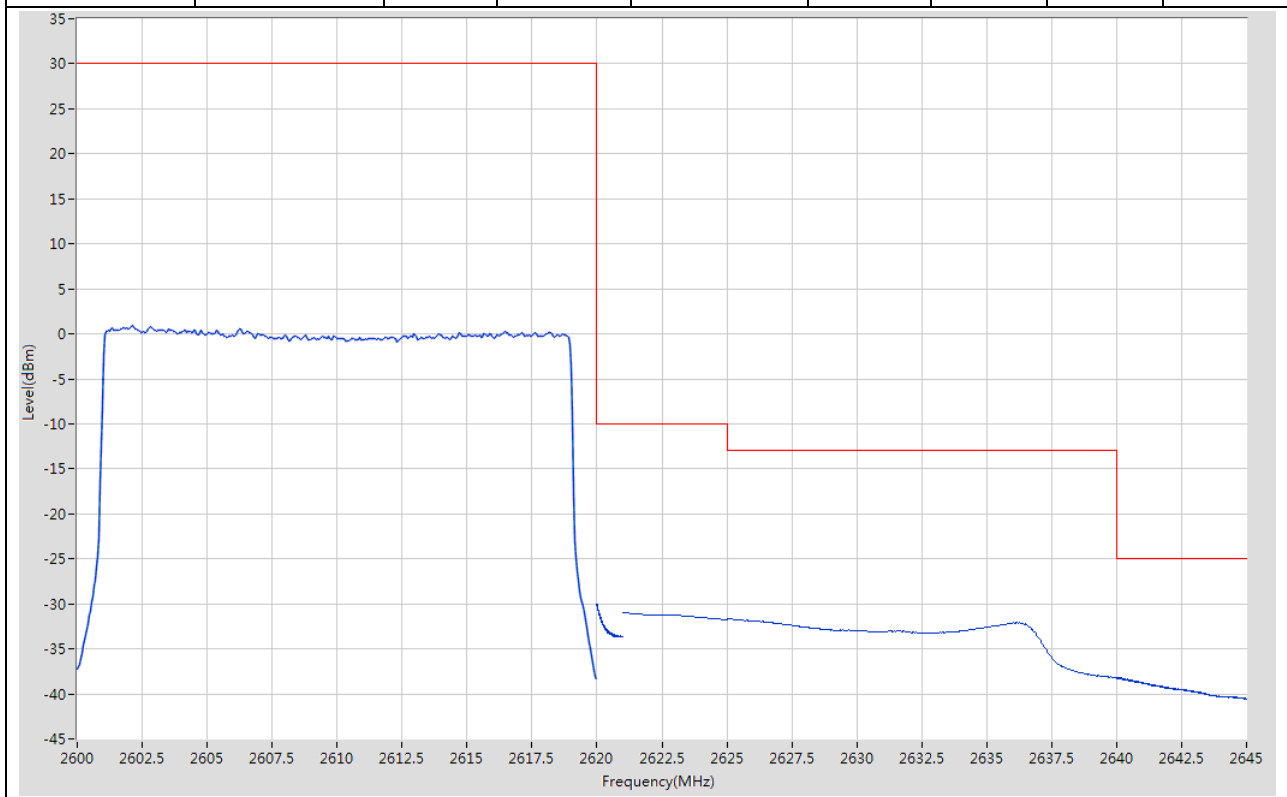
17.29. LTE Band Edge(NTNV)(Subtest:29, Channel:38150, Bandwidth:20, Modulation:QPSK, RB Number: 1, RB Position:HIGH)

| Start Frequency (MHz) | Stop Frequency (MHz) | RBW (MHz) | Detector | Frequency (MHz) | Power (dBm) | Limit (dBm) | Verdict | Sweep Point |
|-----------------------|----------------------|-----------|----------|-----------------|-------------|-------------|---------|-------------|
| 2600 | 2620 | 0.1 | RMS | 2618.9 | 20.2 | 30 | Pass | 401 |
| 2620 | 2621 | 0.51 | RMS | 2620 | -18.27 | -10 | Pass | 401 |
| 2621 | 2625 | 1 | RMS | 2621 | -32.61 | -10 | Pass | 5 |
| 2625 | 2640 | 1 | RMS | 2637 | -39.19 | -13 | Pass | 16 |
| 2640 | 2645 | 1 | RMS | 2644.938 | -45.96 | -25 | Pass | 401 |



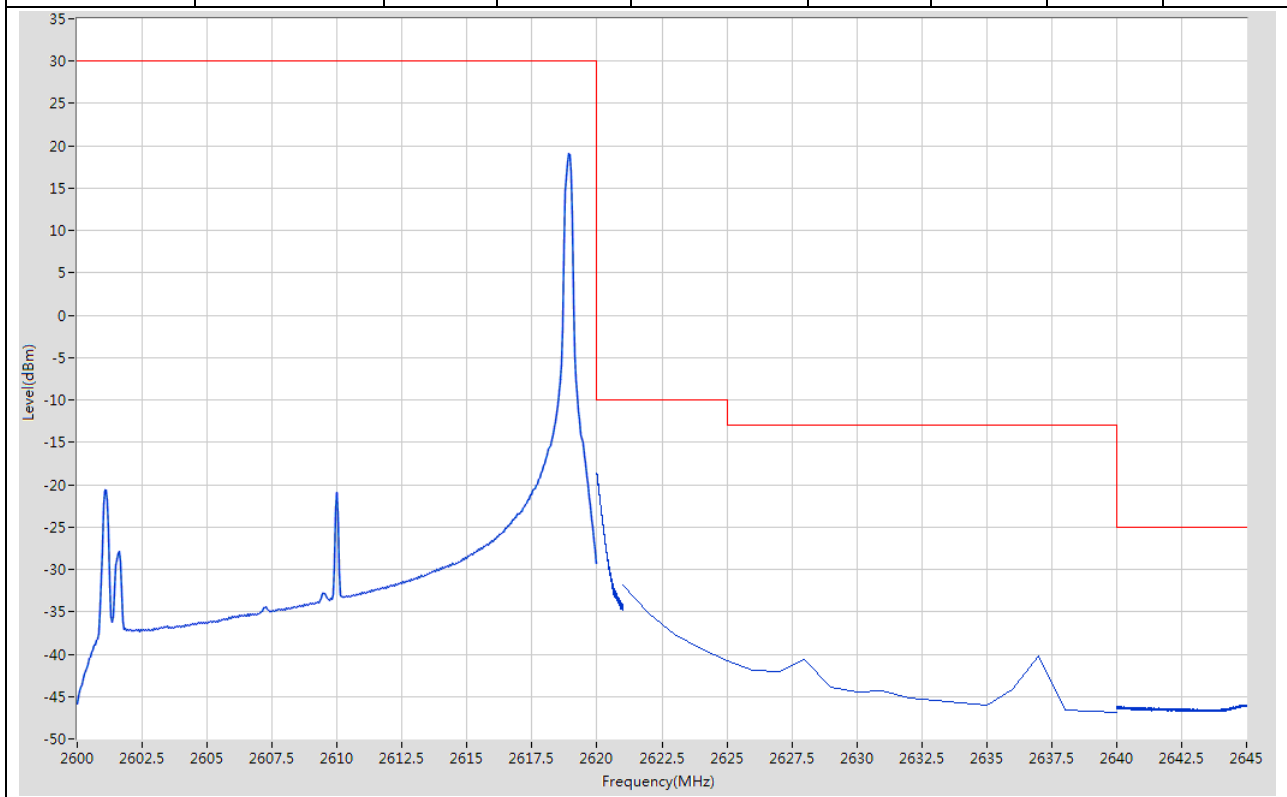
17.30. LTE Band Edge(NTNV)(Subtest:30, Channel:38150, Bandwidth:20, Modulation:QPSK, RB Number: 100, RB Position:HIGH)

| Start Frequency (MHz) | Stop Frequency (MHz) | RBW (MHz) | Detector | Frequency (MHz) | Power (dBm) | Limit (dBm) | Verdict | Sweep Point |
|-----------------------|----------------------|-----------|----------|-----------------|-------------|-------------|---------|-------------|
| 2600 | 2620 | 0.1 | RMS | 2602.15 | 0.89 | 30 | Pass | 401 |
| 2620 | 2621 | 0.51 | RMS | 2620.003 | -30.02 | -10 | Pass | 401 |
| 2621 | 2625 | 1 | RMS | 2621 | -31.04 | -10 | Pass | 5 |
| 2625 | 2640 | 1 | RMS | 2625 | -31.61 | -13 | Pass | 401 |
| 2640 | 2645 | 1 | RMS | 2640 | -38.17 | -25 | Pass | 401 |



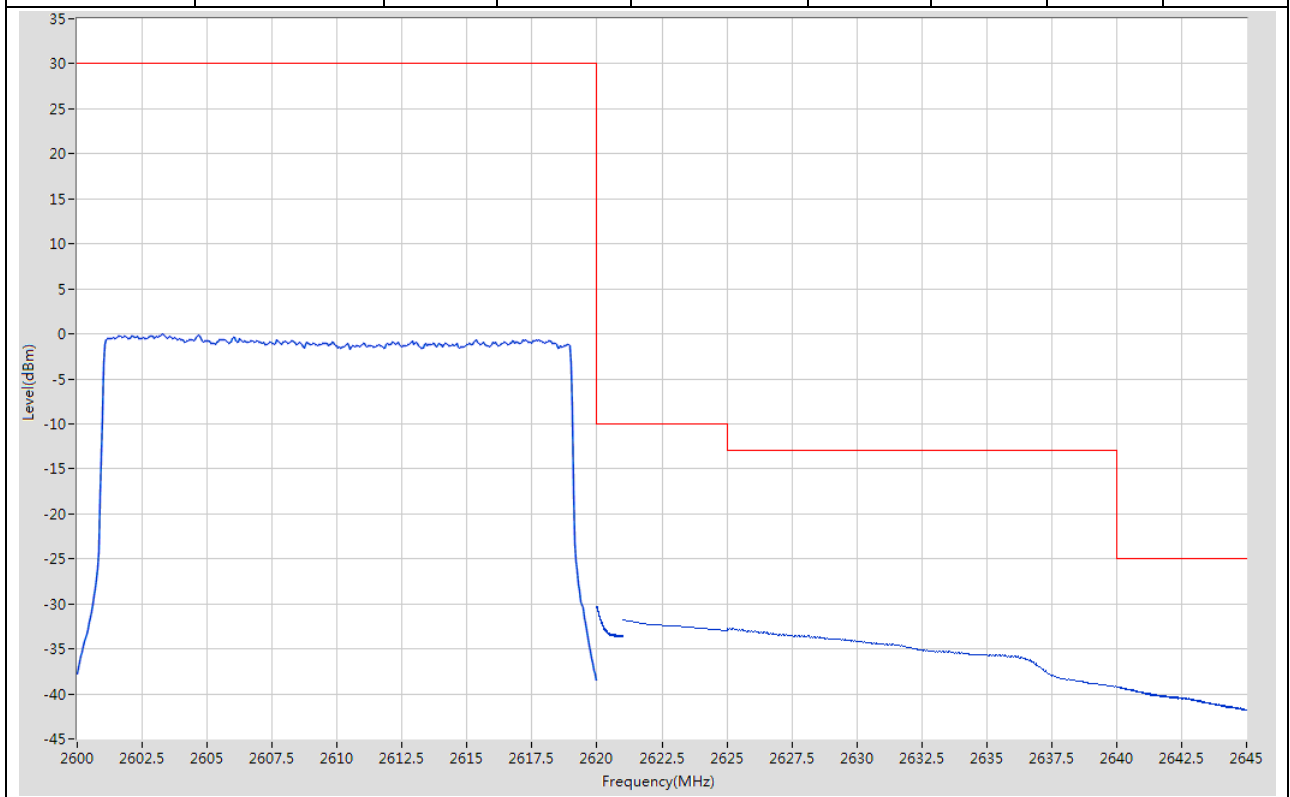
17.31. LTE Band Edge(NTNV)(Subtest:31, Channel:38150, Bandwidth:20, Modulation:Q16, RB Number: 1, RB Position:HIGH)

| Start Frequency (MHz) | Stop Frequency (MHz) | RBW (MHz) | Detector | Frequency (MHz) | Power (dBm) | Limit (dBm) | Verdict | Sweep Point |
|-----------------------|----------------------|-----------|----------|-----------------|-------------|-------------|---------|-------------|
| 2600 | 2620 | 0.1 | RMS | 2618.9 | 19.13 | 30 | Pass | 401 |
| 2620 | 2621 | 0.51 | RMS | 2620 | -18.65 | -10 | Pass | 401 |
| 2621 | 2625 | 1 | RMS | 2621 | -31.83 | -10 | Pass | 5 |
| 2625 | 2640 | 1 | RMS | 2637 | -40.2 | -13 | Pass | 16 |
| 2640 | 2645 | 1 | RMS | 2644.988 | -45.97 | -25 | Pass | 401 |



17.32. LTE Band Edge(NTNV)(Subtest:32, Channel:38150, Bandwidth:20, Modulation:Q16, RB Number: 100, RB Position:HIGH)

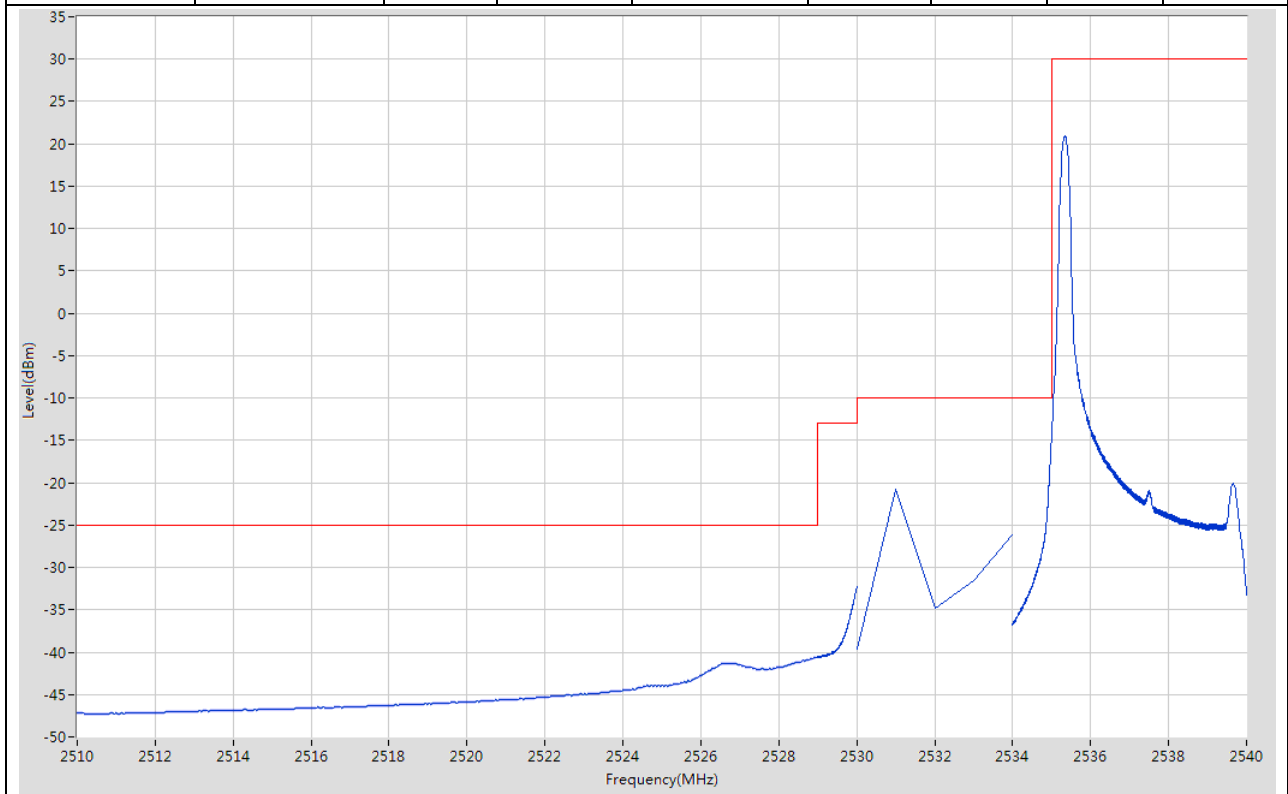
| Start Frequency (MHz) | Stop Frequency (MHz) | RBW (MHz) | Detector | Frequency (MHz) | Power (dBm) | Limit (dBm) | Verdict | Sweep Point |
|-----------------------|----------------------|-----------|----------|-----------------|-------------|-------------|---------|-------------|
| 2600 | 2620 | 0.1 | RMS | 2603.3 | -0.04 | 30 | Pass | 401 |
| 2620 | 2621 | 0.51 | RMS | 2620 | -30.25 | -10 | Pass | 401 |
| 2621 | 2625 | 1 | RMS | 2621 | -31.73 | -10 | Pass | 5 |
| 2625 | 2640 | 1 | RMS | 2625.038 | -32.65 | -13 | Pass | 401 |
| 2640 | 2645 | 1 | RMS | 2640.013 | -39.21 | -25 | Pass | 401 |



18. LTE_Band41

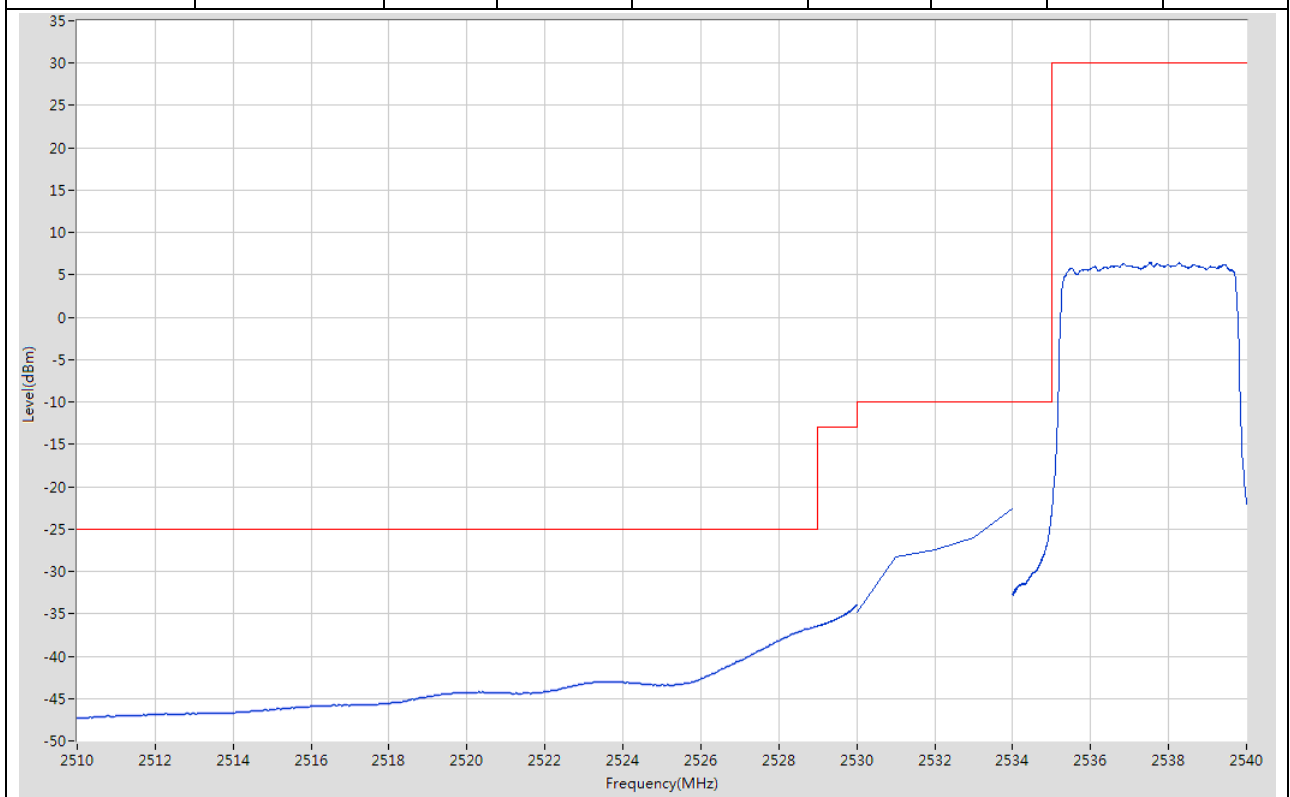
18.1. LTE Band Edge(NTNV)(Subtest:1, Channel:40065, Bandwidth:5, Modulation:QPSK, RB Number: 1, RB Position:LOW)

| Start Frequency (MHz) | Stop Frequency (MHz) | RBW (MHz) | Detector | Frequency (MHz) | Power (dBm) | Limit (dBm) | Verdict | Sweep Point |
|-----------------------|----------------------|-----------|----------|-----------------|-------------|-------------|---------|-------------|
| 2510 | 2529 | 1 | RMS | 2529 | -40.53 | -25 | Pass | 401 |
| 2529 | 2530 | 1 | RMS | 2530 | -32.32 | -13 | Pass | 401 |
| 2530 | 2534 | 1 | RMS | 2531 | -20.71 | -10 | Pass | 5 |
| 2534 | 2535 | 0.1 | RMS | 2535 | -14.06 | -10 | Pass | 401 |
| 2535 | 2540 | 0.1 | RMS | 2535.338 | 20.91 | 30 | Pass | 401 |



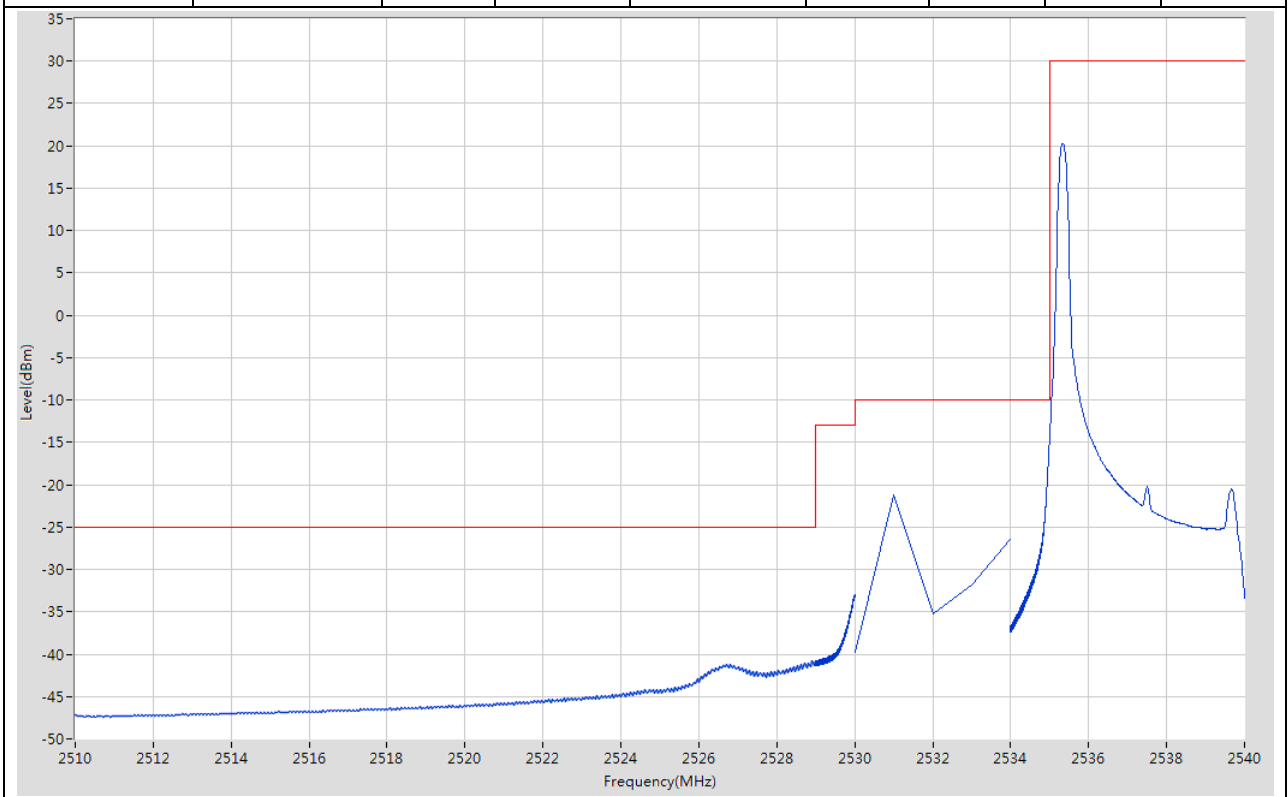
18.2. LTE Band Edge(NTNV)(Subtest:2, Channel:40065, Bandwidth:5, Modulation:QPSK, RB Number: 25, RB Position:LOW)

| Start Frequency (MHz) | Stop Frequency (MHz) | RBW (MHz) | Detector | Frequency (MHz) | Power (dBm) | Limit (dBm) | Verdict | Sweep Point |
|-----------------------|----------------------|-----------|----------|-----------------|-------------|-------------|---------|-------------|
| 2510 | 2529 | 1 | RMS | 2529 | -36.38 | -25 | Pass | 401 |
| 2529 | 2530 | 1 | RMS | 2530 | -33.92 | -13 | Pass | 401 |
| 2530 | 2534 | 1 | RMS | 2534 | -22.61 | -10 | Pass | 5 |
| 2534 | 2535 | 0.1 | RMS | 2535 | -22.96 | -10 | Pass | 401 |
| 2535 | 2540 | 0.1 | RMS | 2537.525 | 6.49 | 30 | Pass | 401 |



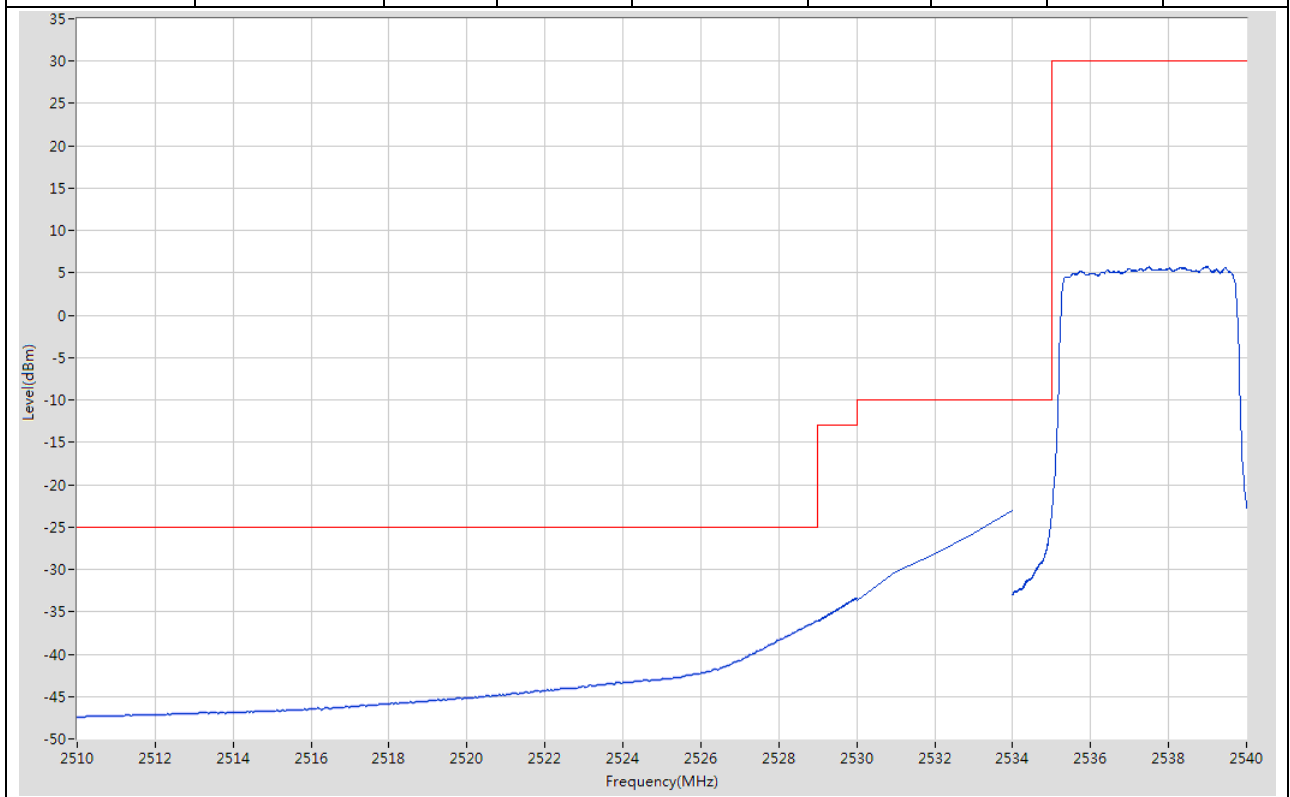
18.3. LTE Band Edge(NTNV)(Subtest:3, Channel:40065, Bandwidth:5, Modulation:Q16, RB Number: 1, RB Position:LOW)

| Start Frequency (MHz) | Stop Frequency (MHz) | RBW (MHz) | Detector | Frequency (MHz) | Power (dBm) | Limit (dBm) | Verdict | Sweep Point |
|-----------------------|----------------------|-----------|----------|-----------------|-------------|-------------|---------|-------------|
| 2510 | 2529 | 1 | RMS | 2529 | -40.79 | -25 | Pass | 401 |
| 2529 | 2530 | 1 | RMS | 2529.998 | -33.02 | -13 | Pass | 401 |
| 2530 | 2534 | 1 | RMS | 2531 | -21.24 | -10 | Pass | 5 |
| 2534 | 2535 | 0.1 | RMS | 2535 | -14.33 | -10 | Pass | 401 |
| 2535 | 2540 | 0.1 | RMS | 2535.338 | 20.28 | 30 | Pass | 401 |



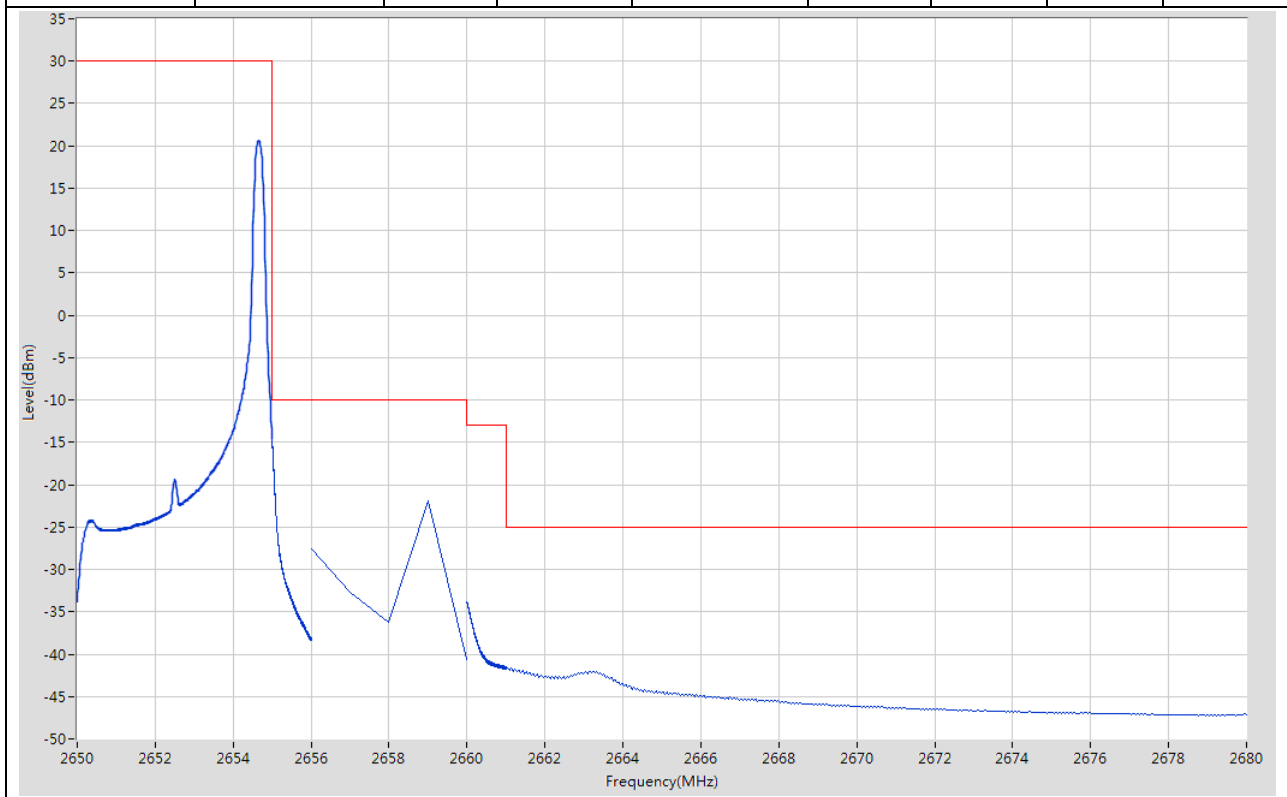
18.4. LTE Band Edge(NTNV)(Subtest:4, Channel:40065, Bandwidth:5, Modulation:Q16, RB Number: 25, RB Position:LOW)

| Start Frequency (MHz) | Stop Frequency (MHz) | RBW (MHz) | Detector | Frequency (MHz) | Power (dBm) | Limit (dBm) | Verdict | Sweep Point |
|-----------------------|----------------------|-----------|----------|-----------------|-------------|-------------|---------|-------------|
| 2510 | 2529 | 1 | RMS | 2529 | -36.04 | -25 | Pass | 401 |
| 2529 | 2530 | 1 | RMS | 2529.995 | -33.34 | -13 | Pass | 401 |
| 2530 | 2534 | 1 | RMS | 2534 | -22.99 | -10 | Pass | 5 |
| 2534 | 2535 | 0.1 | RMS | 2535 | -23.38 | -10 | Pass | 401 |
| 2535 | 2540 | 0.1 | RMS | 2538.975 | 5.74 | 30 | Pass | 401 |



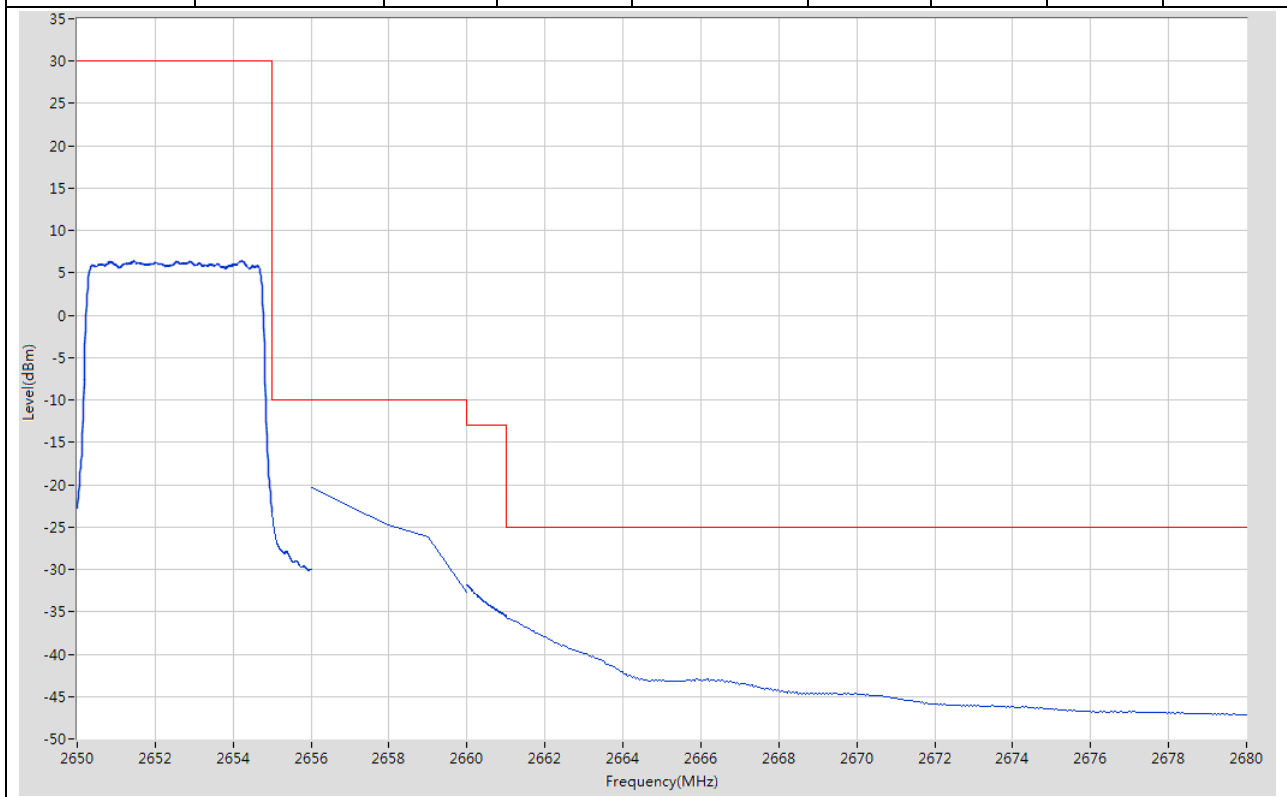
18.5. LTE Band Edge(NTNV)(Subtest:5, Channel:41215, Bandwidth:5, Modulation:QPSK, RB Number: 1, RB Position:HIGH)

| Start Frequency (MHz) | Stop Frequency (MHz) | RBW (MHz) | Detector | Frequency (MHz) | Power (dBm) | Limit (dBm) | Verdict | Sweep Point |
|-----------------------|----------------------|-----------|----------|-----------------|-------------|-------------|---------|-------------|
| 2650 | 2655 | 0.1 | RMS | 2654.65 | 20.66 | 30 | Pass | 401 |
| 2655 | 2656 | 0.1 | RMS | 2655.003 | -14.61 | -10 | Pass | 401 |
| 2656 | 2660 | 1 | RMS | 2659 | -21.95 | -10 | Pass | 5 |
| 2660 | 2661 | 1 | RMS | 2660.003 | -33.8 | -13 | Pass | 401 |
| 2661 | 2680 | 1 | RMS | 2661.048 | -41.58 | -25 | Pass | 401 |



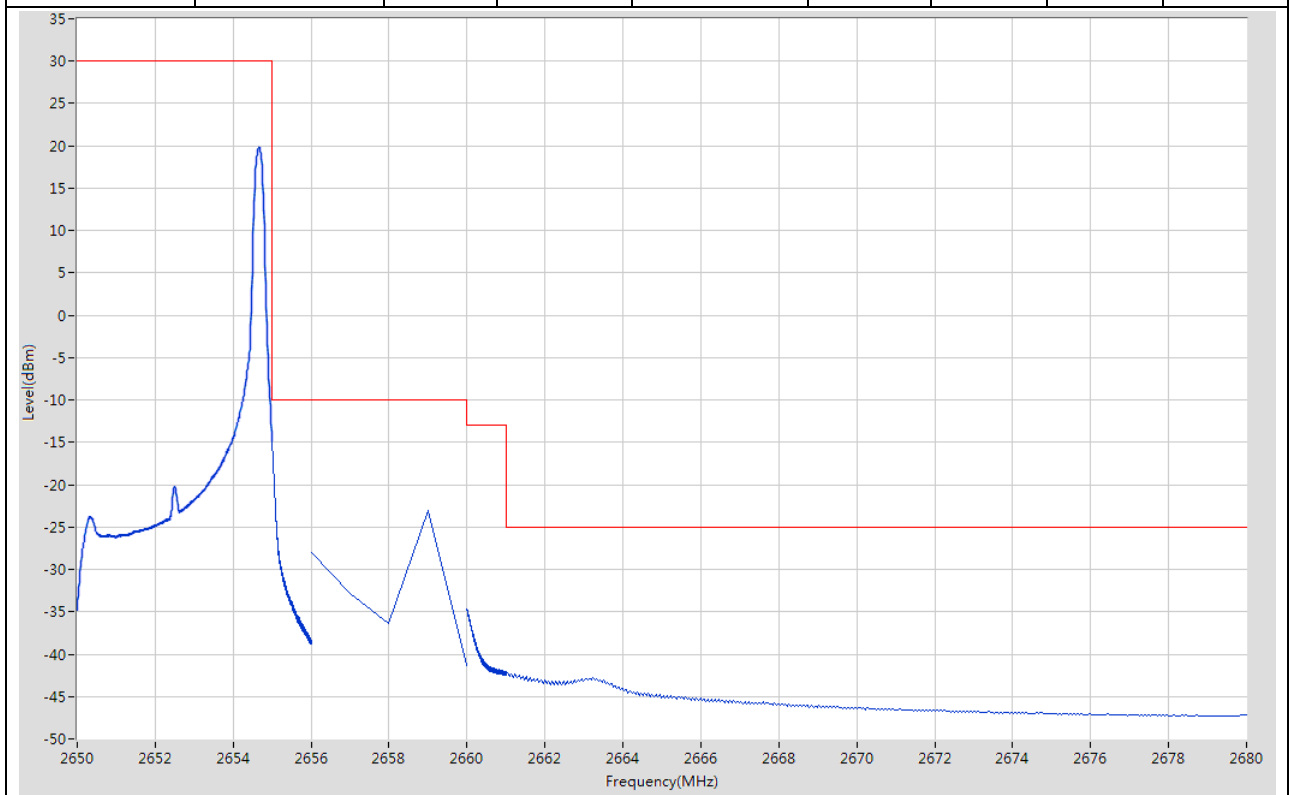
18.6. LTE Band Edge(NTNV)(Subtest:6, Channel:41215, Bandwidth:5, Modulation:QPSK, RB Number: 25, RB Position:HIGH)

| Start Frequency (MHz) | Stop Frequency (MHz) | RBW (MHz) | Detector | Frequency (MHz) | Power (dBm) | Limit (dBm) | Verdict | Sweep Point |
|-----------------------|----------------------|-----------|----------|-----------------|-------------|-------------|---------|-------------|
| 2650 | 2655 | 0.1 | RMS | 2651.463 | 6.41 | 30 | Pass | 401 |
| 2655 | 2656 | 0.1 | RMS | 2655 | -23.25 | -10 | Pass | 401 |
| 2656 | 2660 | 1 | RMS | 2656 | -20.34 | -10 | Pass | 5 |
| 2660 | 2661 | 1 | RMS | 2660 | -31.8 | -13 | Pass | 401 |
| 2661 | 2680 | 1 | RMS | 2661 | -35.57 | -25 | Pass | 401 |



18.7. LTE Band Edge(NTNV)(Subtest:7, Channel:41215, Bandwidth:5, Modulation:Q16, RB Number: 1, RB Position:HIGH)

| Start Frequency (MHz) | Stop Frequency (MHz) | RBW (MHz) | Detector | Frequency (MHz) | Power (dBm) | Limit (dBm) | Verdict | Sweep Point |
|-----------------------|----------------------|-----------|----------|-----------------|-------------|-------------|---------|-------------|
| 2650 | 2655 | 0.1 | RMS | 2654.663 | 19.84 | 30 | Pass | 401 |
| 2655 | 2656 | 0.1 | RMS | 2655 | -14.87 | -10 | Pass | 401 |
| 2656 | 2660 | 1 | RMS | 2659 | -23.09 | -10 | Pass | 5 |
| 2660 | 2661 | 1 | RMS | 2660.003 | -34.66 | -13 | Pass | 401 |
| 2661 | 2680 | 1 | RMS | 2661.048 | -42.18 | -25 | Pass | 401 |



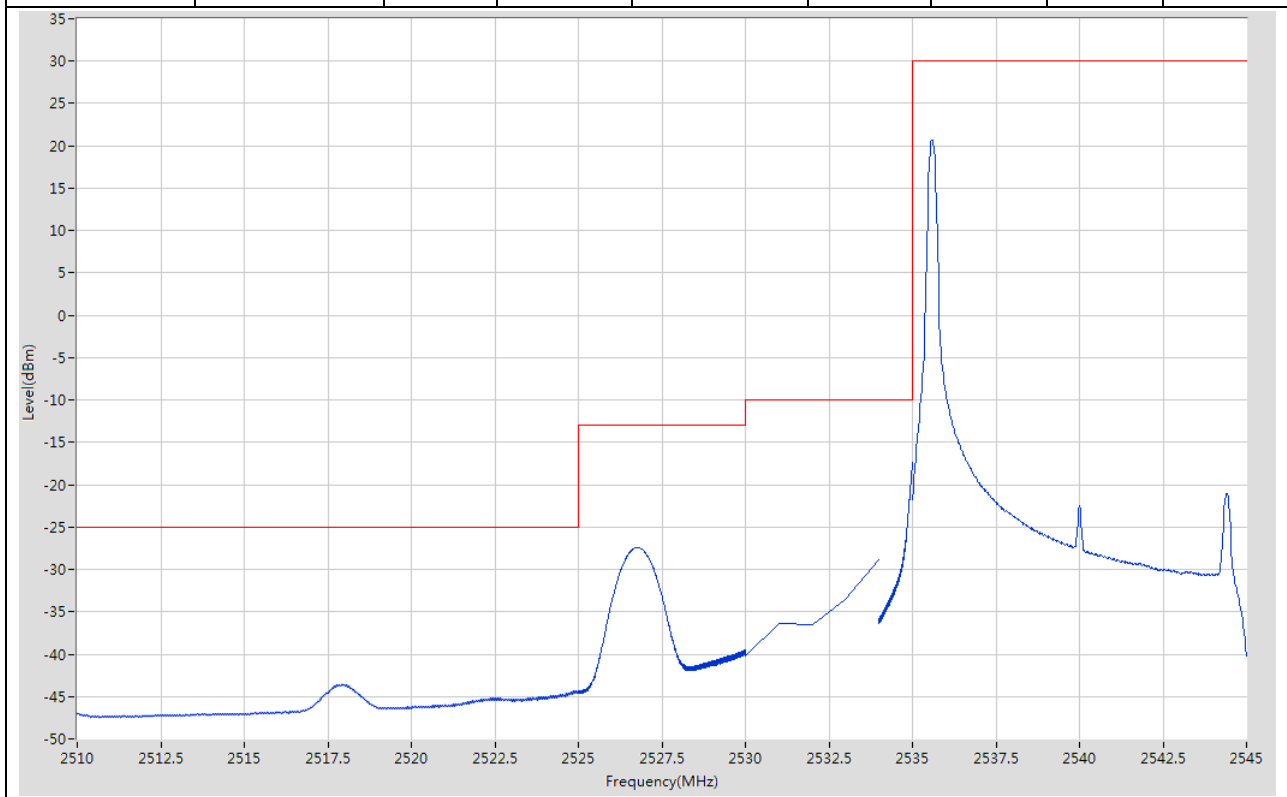
18.8. LTE Band Edge(NTNV)(Subtest:8, Channel:41215, Bandwidth:5, Modulation:Q16, RB Number: 25, RB Position:HIGH)

| Start Frequency (MHz) | Stop Frequency (MHz) | RBW (MHz) | Detector | Frequency (MHz) | Power (dBm) | Limit (dBm) | Verdict | Sweep Point |
|-----------------------|----------------------|-----------|----------|-----------------|-------------|-------------|---------|-------------|
| 2650 | 2655 | 0.1 | RMS | 2652.2 | 5.55 | 30 | Pass | 401 |
| 2655 | 2656 | 0.1 | RMS | 2655 | -24.1 | -10 | Pass | 401 |
| 2656 | 2660 | 1 | RMS | 2656 | -21.9 | -10 | Pass | 5 |
| 2660 | 2661 | 1 | RMS | 2660 | -32.83 | -13 | Pass | 401 |
| 2661 | 2680 | 1 | RMS | 2661 | -35.78 | -25 | Pass | 401 |



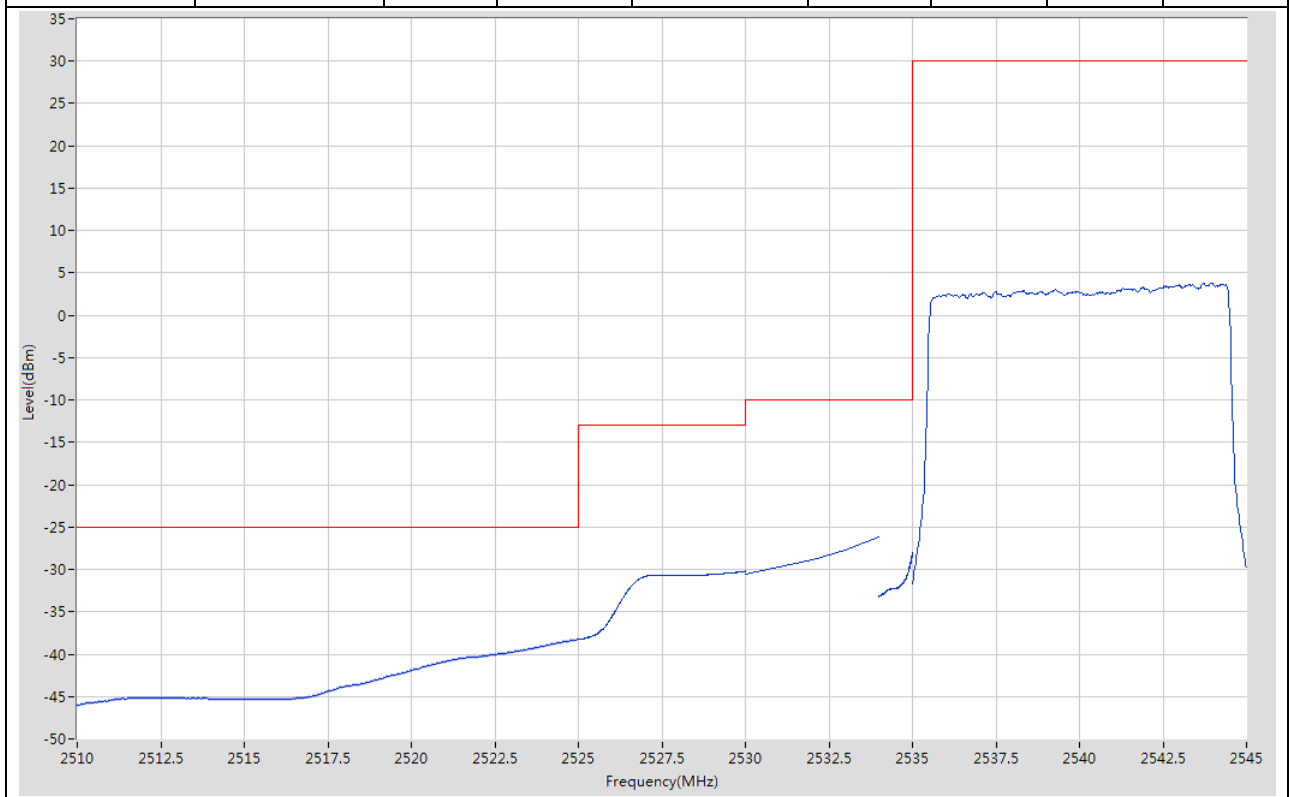
18.9. LTE Band Edge(NTNV)(Subtest:9, Channel:40090, Bandwidth:10, Modulation:QPSK, RB Number: 1, RB Position:LOW)

| Start Frequency (MHz) | Stop Frequency (MHz) | RBW (MHz) | Detector | Frequency (MHz) | Power (dBm) | Limit (dBm) | Verdict | Sweep Point |
|-----------------------|----------------------|-----------|----------|-----------------|-------------|-------------|---------|-------------|
| 2510 | 2525 | 1 | RMS | 2517.913 | -43.55 | -25 | Pass | 401 |
| 2525 | 2530 | 1 | RMS | 2526.75 | -27.39 | -13 | Pass | 401 |
| 2530 | 2534 | 1 | RMS | 2534 | -28.8 | -10 | Pass | 5 |
| 2534 | 2535 | 0.2 | RMS | 2535 | -17.41 | -10 | Pass | 401 |
| 2535 | 2545 | 0.1 | RMS | 2535.6 | 20.72 | 30 | Pass | 401 |



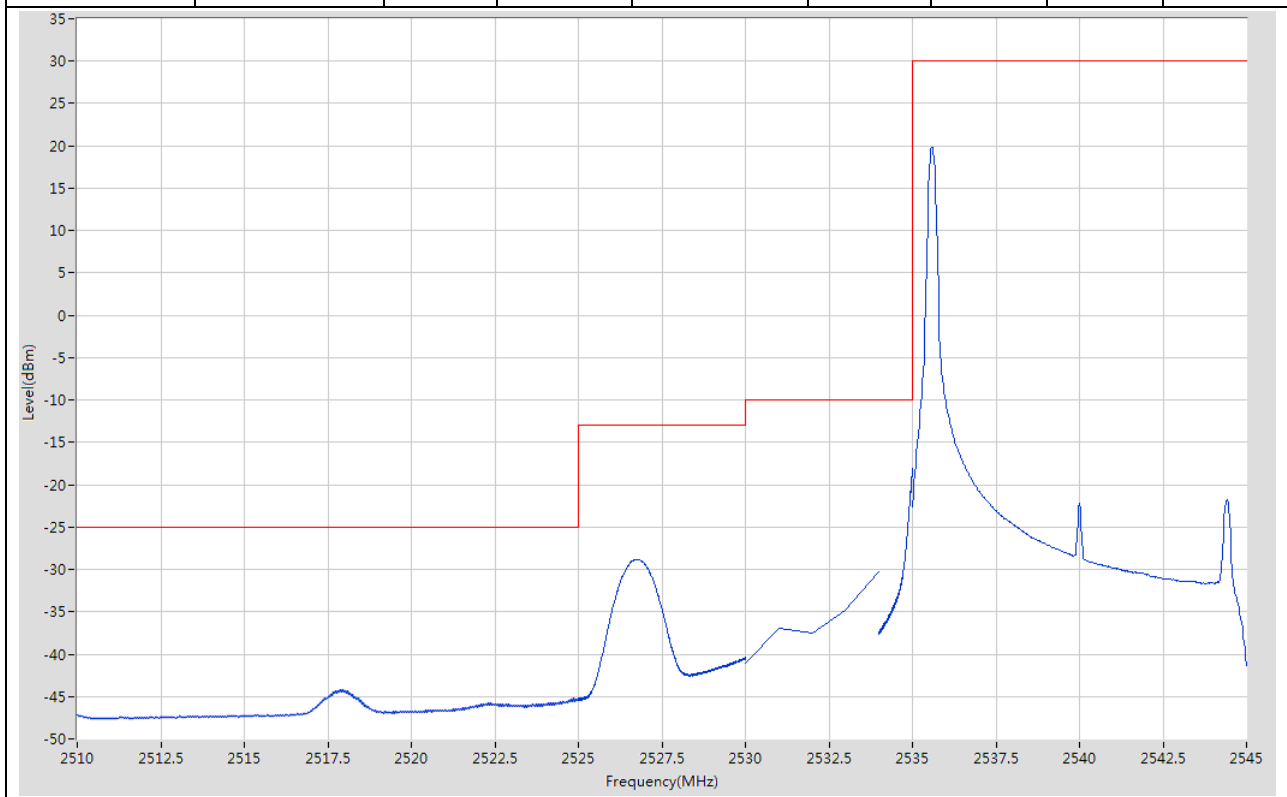
18.10. LTE Band Edge(NTNV)(Subtest:10, Channel:40090, Bandwidth:10, Modulation:QPSK, RB Number: 50, RB Position:LOW)

| Start Frequency (MHz) | Stop Frequency (MHz) | RBW (MHz) | Detector | Frequency (MHz) | Power (dBm) | Limit (dBm) | Verdict | Sweep Point |
|-----------------------|----------------------|-----------|----------|-----------------|-------------|-------------|---------|-------------|
| 2510 | 2525 | 1 | RMS | 2525 | -38.25 | -25 | Pass | 401 |
| 2525 | 2530 | 1 | RMS | 2530 | -30.2 | -13 | Pass | 401 |
| 2530 | 2534 | 1 | RMS | 2534 | -26.23 | -10 | Pass | 5 |
| 2534 | 2535 | 0.2 | RMS | 2535 | -28.03 | -10 | Pass | 401 |
| 2535 | 2545 | 0.1 | RMS | 2543.7 | 3.77 | 30 | Pass | 401 |



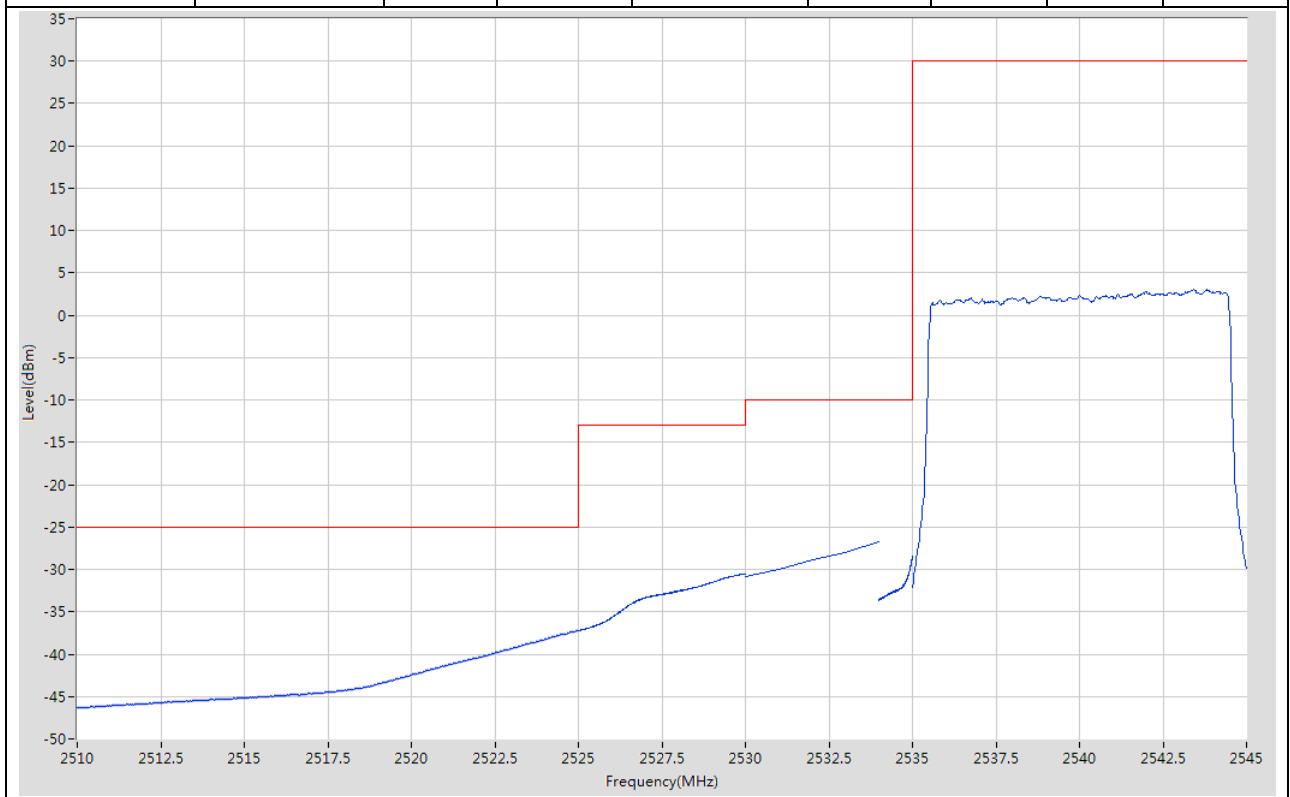
18.11. LTE Band Edge(NTNV)(Subtest:11, Channel:40090, Bandwidth:10, Modulation:Q16, RB Number: 1, RB Position:LOW)

| Start Frequency (MHz) | Stop Frequency (MHz) | RBW (MHz) | Detector | Frequency (MHz) | Power (dBm) | Limit (dBm) | Verdict | Sweep Point |
|-----------------------|----------------------|-----------|----------|-----------------|-------------|-------------|---------|-------------|
| 2510 | 2525 | 1 | RMS | 2517.95 | -44.17 | -25 | Pass | 401 |
| 2525 | 2530 | 1 | RMS | 2526.775 | -28.8 | -13 | Pass | 401 |
| 2530 | 2534 | 1 | RMS | 2534 | -30.24 | -10 | Pass | 5 |
| 2534 | 2535 | 0.2 | RMS | 2535 | -18.11 | -10 | Pass | 401 |
| 2535 | 2545 | 0.1 | RMS | 2535.575 | 19.82 | 30 | Pass | 401 |



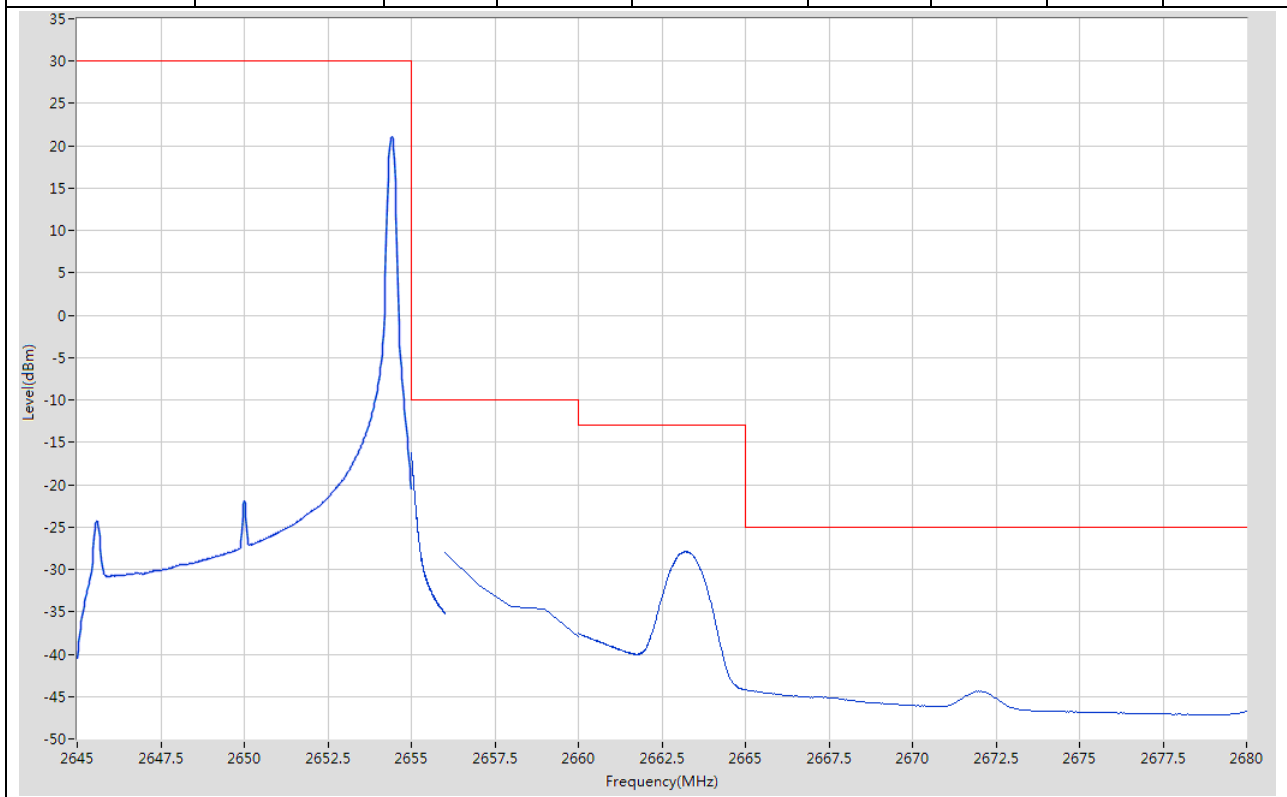
18.12. LTE Band Edge(NTNV)(Subtest:12, Channel:40090, Bandwidth:10, Modulation:Q16, RB Number: 50, RB Position:LOW)

| Start Frequency (MHz) | Stop Frequency (MHz) | RBW (MHz) | Detector | Frequency (MHz) | Power (dBm) | Limit (dBm) | Verdict | Sweep Point |
|-----------------------|----------------------|-----------|----------|-----------------|-------------|-------------|---------|-------------|
| 2510 | 2525 | 1 | RMS | 2525 | -37.23 | -25 | Pass | 401 |
| 2525 | 2530 | 1 | RMS | 2529.988 | -30.52 | -13 | Pass | 401 |
| 2530 | 2534 | 1 | RMS | 2534 | -26.67 | -10 | Pass | 5 |
| 2534 | 2535 | 0.2 | RMS | 2535 | -28.47 | -10 | Pass | 401 |
| 2535 | 2545 | 0.1 | RMS | 2543.425 | 3.09 | 30 | Pass | 401 |



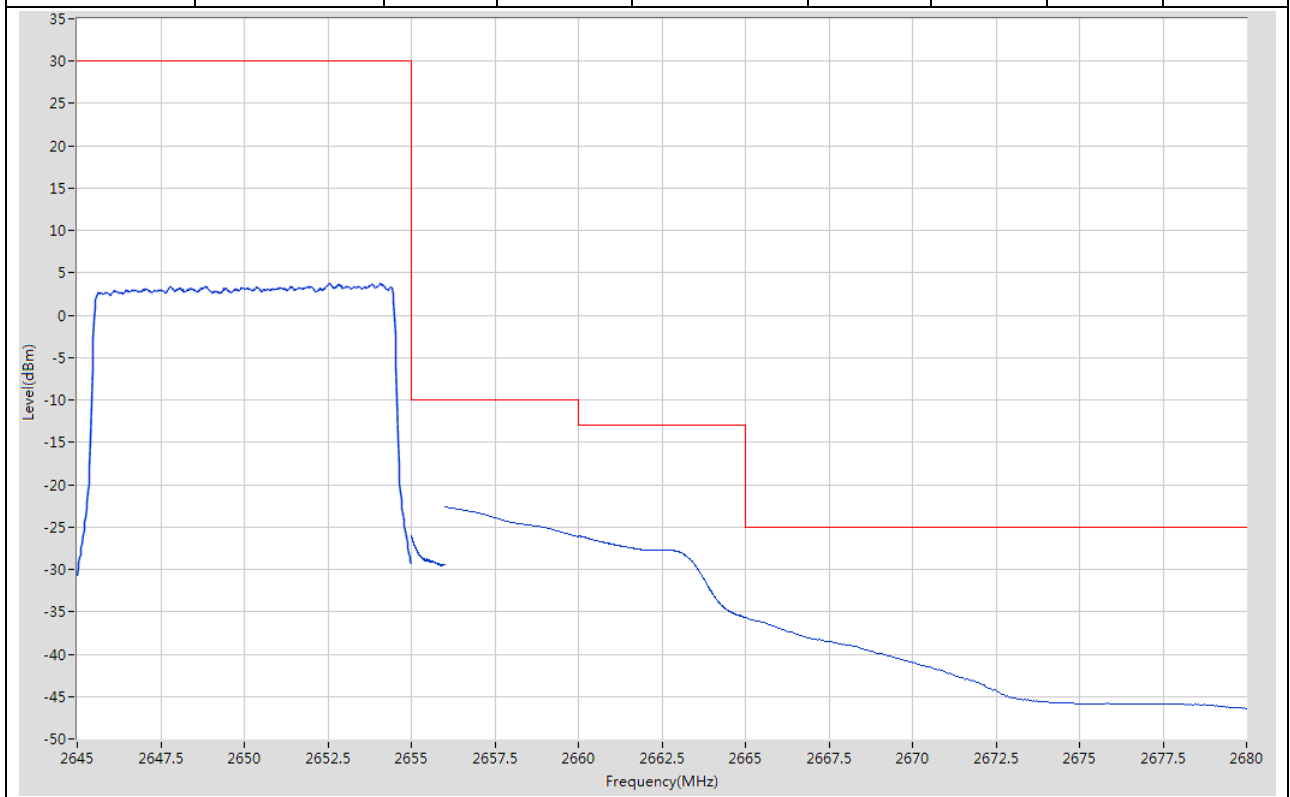
18.13. LTE Band Edge(NTNV)(Subtest:13, Channel:41190, Bandwidth:10, Modulation:QPSK, RB Number: 1, RB Position:HIGH)

| Start Frequency (MHz) | Stop Frequency (MHz) | RBW (MHz) | Detector | Frequency (MHz) | Power (dBm) | Limit (dBm) | Verdict | Sweep Point |
|-----------------------|----------------------|-----------|----------|-----------------|-------------|-------------|---------|-------------|
| 2645 | 2655 | 0.1 | RMS | 2654.425 | 21.08 | 30 | Pass | 401 |
| 2655 | 2656 | 0.2 | RMS | 2655 | -16.24 | -10 | Pass | 401 |
| 2656 | 2660 | 1 | RMS | 2656 | -27.95 | -10 | Pass | 5 |
| 2660 | 2665 | 1 | RMS | 2663.2 | -27.88 | -13 | Pass | 401 |
| 2665 | 2680 | 1 | RMS | 2665 | -44.25 | -25 | Pass | 401 |



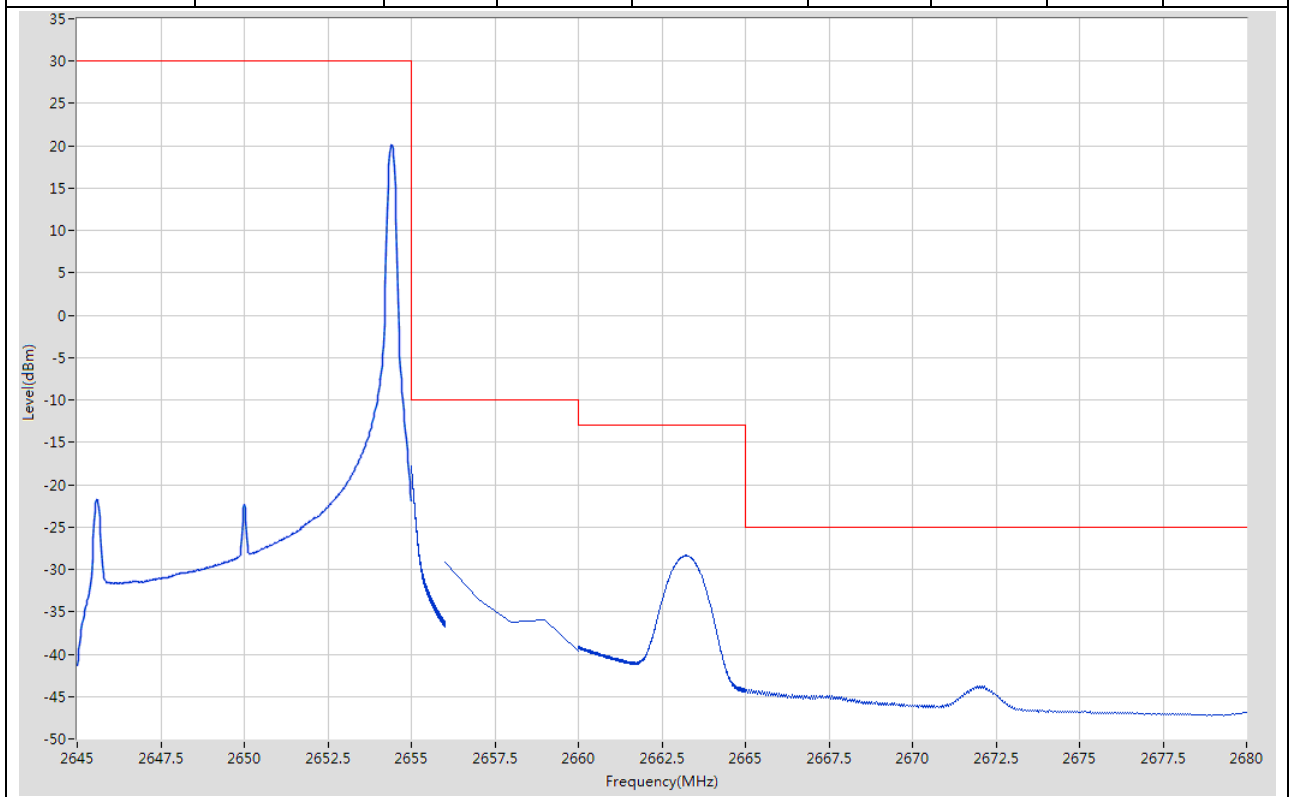
18.14. LTE Band Edge(NTNV)(Subtest:14, Channel:41190, Bandwidth:10, Modulation:QPSK, RB Number: 50, RB Position:HIGH)

| Start Frequency (MHz) | Stop Frequency (MHz) | RBW (MHz) | Detector | Frequency (MHz) | Power (dBm) | Limit (dBm) | Verdict | Sweep Point |
|-----------------------|----------------------|-----------|----------|-----------------|-------------|-------------|---------|-------------|
| 2645 | 2655 | 0.1 | RMS | 2652.55 | 3.75 | 30 | Pass | 401 |
| 2655 | 2656 | 0.2 | RMS | 2655 | -26 | -10 | Pass | 401 |
| 2656 | 2660 | 1 | RMS | 2656 | -22.68 | -10 | Pass | 5 |
| 2660 | 2665 | 1 | RMS | 2660.013 | -25.96 | -13 | Pass | 401 |
| 2665 | 2680 | 1 | RMS | 2665 | -35.72 | -25 | Pass | 401 |



18.15. LTE Band Edge(NTNV)(Subtest:15, Channel:41190, Bandwidth:10, Modulation:Q16, RB Number: 1, RB Position:HIGH)

| Start Frequency (MHz) | Stop Frequency (MHz) | RBW (MHz) | Detector | Frequency (MHz) | Power (dBm) | Limit (dBm) | Verdict | Sweep Point |
|-----------------------|----------------------|-----------|----------|-----------------|-------------|-------------|---------|-------------|
| 2645 | 2655 | 0.1 | RMS | 2654.425 | 20.08 | 30 | Pass | 401 |
| 2655 | 2656 | 0.2 | RMS | 2655.003 | -17.83 | -10 | Pass | 401 |
| 2656 | 2660 | 1 | RMS | 2656 | -29.18 | -10 | Pass | 5 |
| 2660 | 2665 | 1 | RMS | 2663.2 | -28.34 | -13 | Pass | 401 |
| 2665 | 2680 | 1 | RMS | 2672.088 | -43.76 | -25 | Pass | 401 |



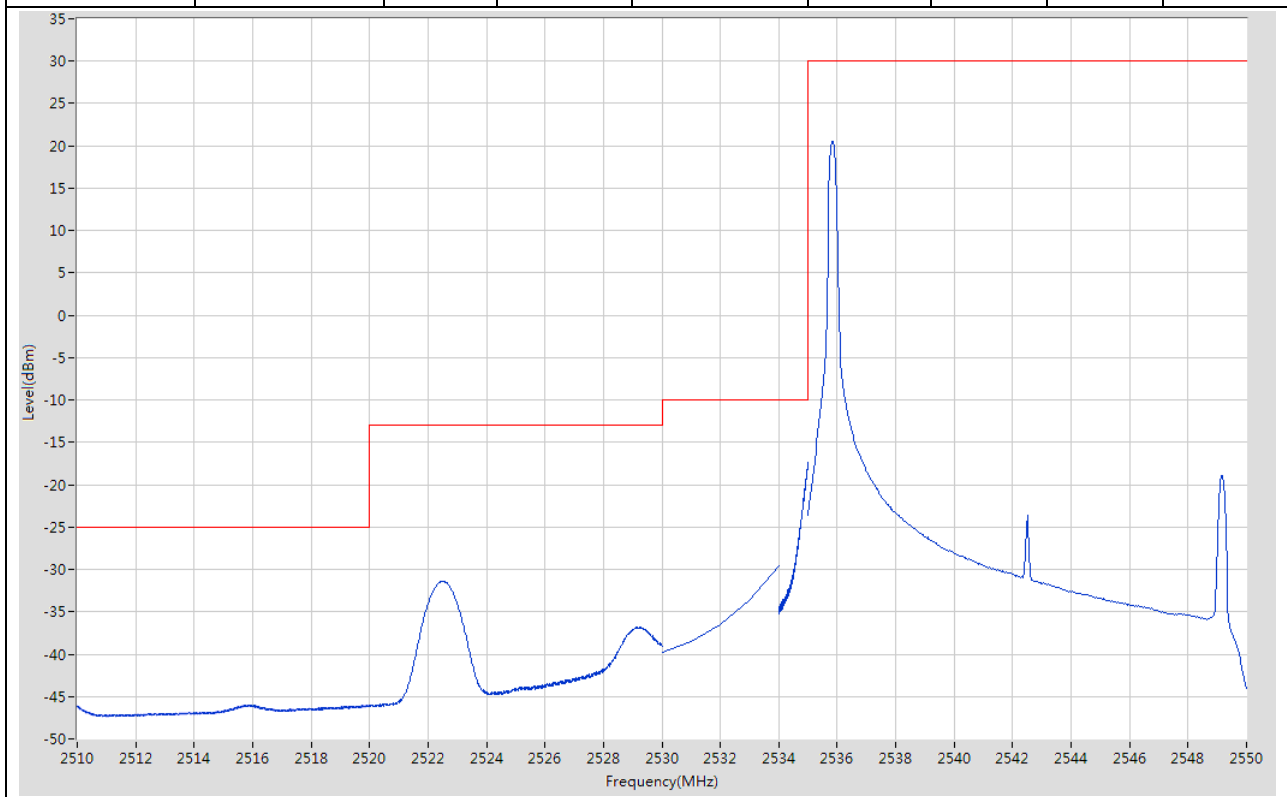
18.16. LTE Band Edge(NTNV)(Subtest:16, Channel:41190, Bandwidth:10, Modulation:Q16, RB Number: 50, RB Position:HIGH)

| Start Frequency (MHz) | Stop Frequency (MHz) | RBW (MHz) | Detector | Frequency (MHz) | Power (dBm) | Limit (dBm) | Verdict | Sweep Point |
|-----------------------|----------------------|-----------|----------|-----------------|-------------|-------------|---------|-------------|
| 2645 | 2655 | 0.1 | RMS | 2653.75 | 3.13 | 30 | Pass | 401 |
| 2655 | 2656 | 0.2 | RMS | 2655.01 | -26.97 | -10 | Pass | 401 |
| 2656 | 2660 | 1 | RMS | 2656 | -23.46 | -10 | Pass | 5 |
| 2660 | 2665 | 1 | RMS | 2660.025 | -26.75 | -13 | Pass | 401 |
| 2665 | 2680 | 1 | RMS | 2665 | -35.09 | -25 | Pass | 401 |



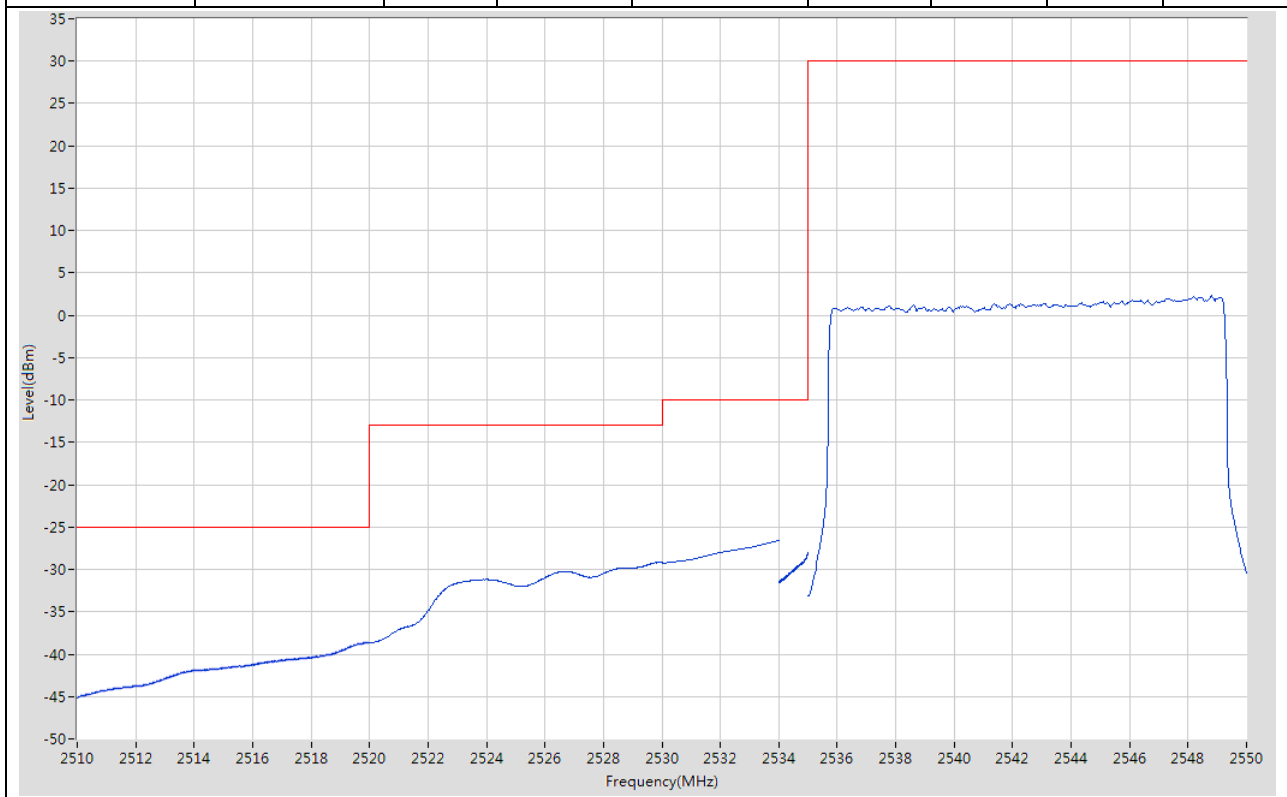
18.17. LTE Band Edge(NTNV)(Subtest:17, Channel:40115, Bandwidth:15, Modulation:QPSK, RB Number: 1, RB Position:LOW)

| Start Frequency (MHz) | Stop Frequency (MHz) | RBW (MHz) | Detector | Frequency (MHz) | Power (dBm) | Limit (dBm) | Verdict | Sweep Point |
|-----------------------|----------------------|-----------|----------|-----------------|-------------|-------------|---------|-------------|
| 2510 | 2520 | 1 | RMS | 2519.925 | -46.05 | -25 | Pass | 401 |
| 2520 | 2530 | 1 | RMS | 2522.5 | -31.37 | -13 | Pass | 401 |
| 2530 | 2534 | 1 | RMS | 2534 | -29.58 | -10 | Pass | 5 |
| 2534 | 2535 | 0.3 | RMS | 2535 | -17.38 | -10 | Pass | 401 |
| 2535 | 2550 | 0.1 | RMS | 2535.863 | 20.59 | 30 | Pass | 401 |



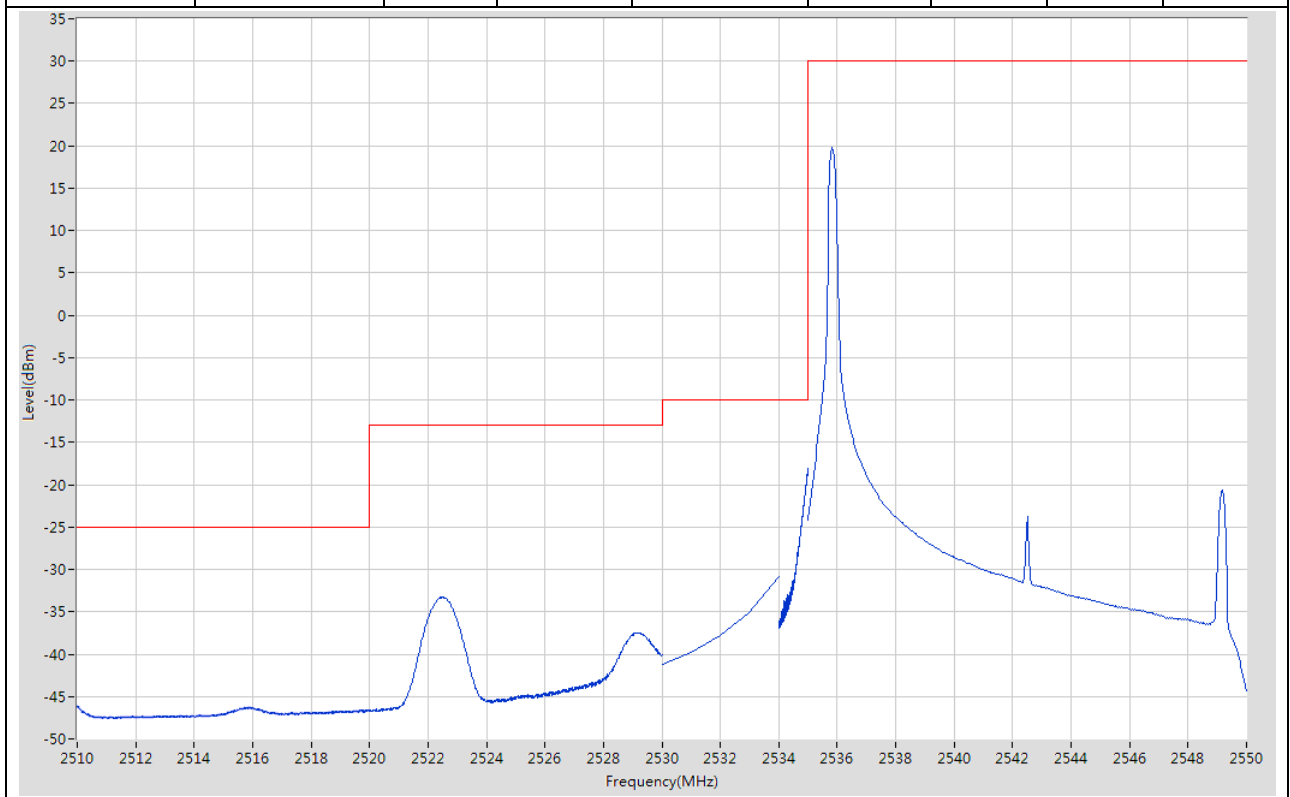
18.18. LTE Band Edge(NTNV)(Subtest:18, Channel:40115, Bandwidth:15, Modulation:QPSK, RB Number: 75, RB Position:LOW)

| Start Frequency (MHz) | Stop Frequency (MHz) | RBW (MHz) | Detector | Frequency (MHz) | Power (dBm) | Limit (dBm) | Verdict | Sweep Point |
|-----------------------|----------------------|-----------|----------|-----------------|-------------|-------------|---------|-------------|
| 2510 | 2520 | 1 | RMS | 2519.925 | -38.67 | -25 | Pass | 401 |
| 2520 | 2530 | 1 | RMS | 2529.975 | -29.08 | -13 | Pass | 401 |
| 2530 | 2534 | 1 | RMS | 2534 | -26.54 | -10 | Pass | 5 |
| 2534 | 2535 | 0.3 | RMS | 2535 | -28.06 | -10 | Pass | 401 |
| 2535 | 2550 | 0.1 | RMS | 2548.8 | 2.3 | 30 | Pass | 401 |



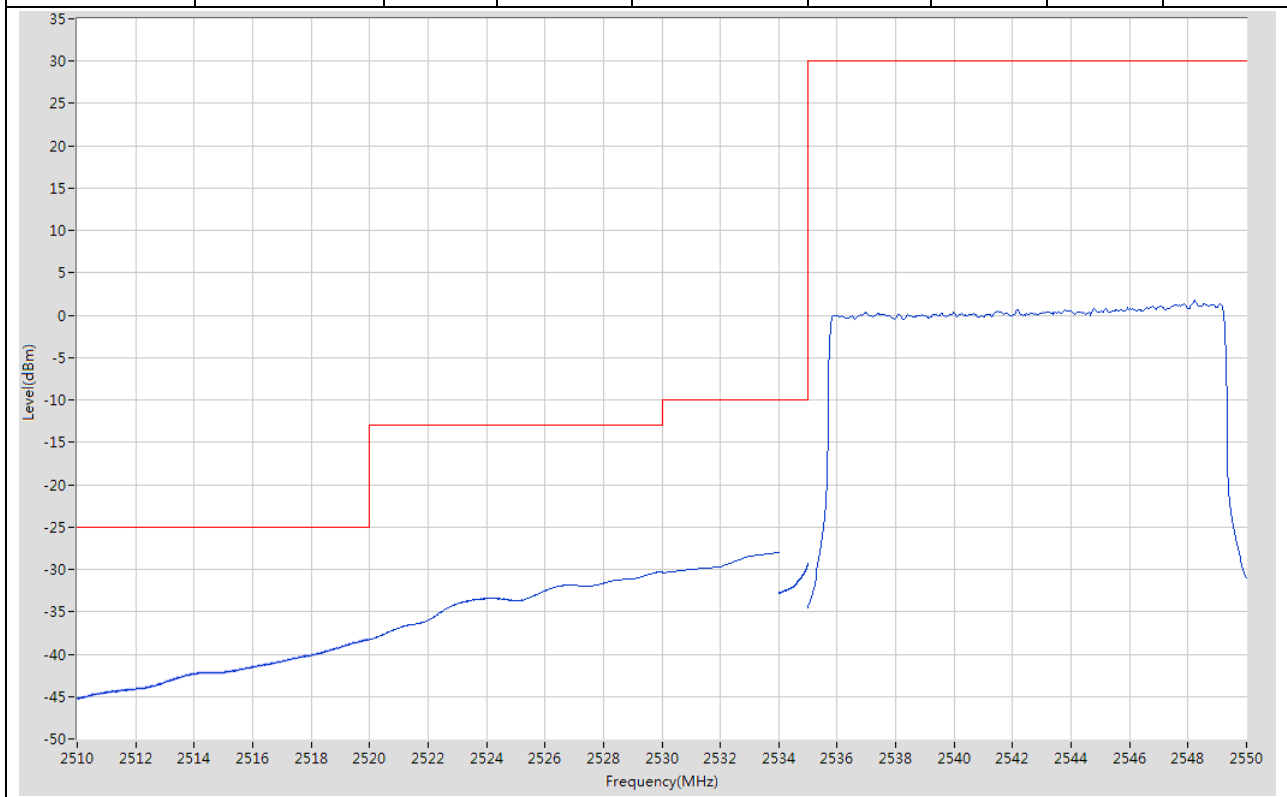
18.19. LTE Band Edge(NTNV)(Subtest:19, Channel:40115, Bandwidth:15, Modulation:Q16, RB Number: 1, RB Position:LOW)

| Start Frequency (MHz) | Stop Frequency (MHz) | RBW (MHz) | Detector | Frequency (MHz) | Power (dBm) | Limit (dBm) | Verdict | Sweep Point |
|-----------------------|----------------------|-----------|----------|-----------------|-------------|-------------|---------|-------------|
| 2510 | 2520 | 1 | RMS | 2510 | -46.13 | -25 | Pass | 401 |
| 2520 | 2530 | 1 | RMS | 2522.475 | -33.27 | -13 | Pass | 401 |
| 2530 | 2534 | 1 | RMS | 2534 | -30.89 | -10 | Pass | 5 |
| 2534 | 2535 | 0.3 | RMS | 2534.998 | -18.09 | -10 | Pass | 401 |
| 2535 | 2550 | 0.1 | RMS | 2535.825 | 19.8 | 30 | Pass | 401 |



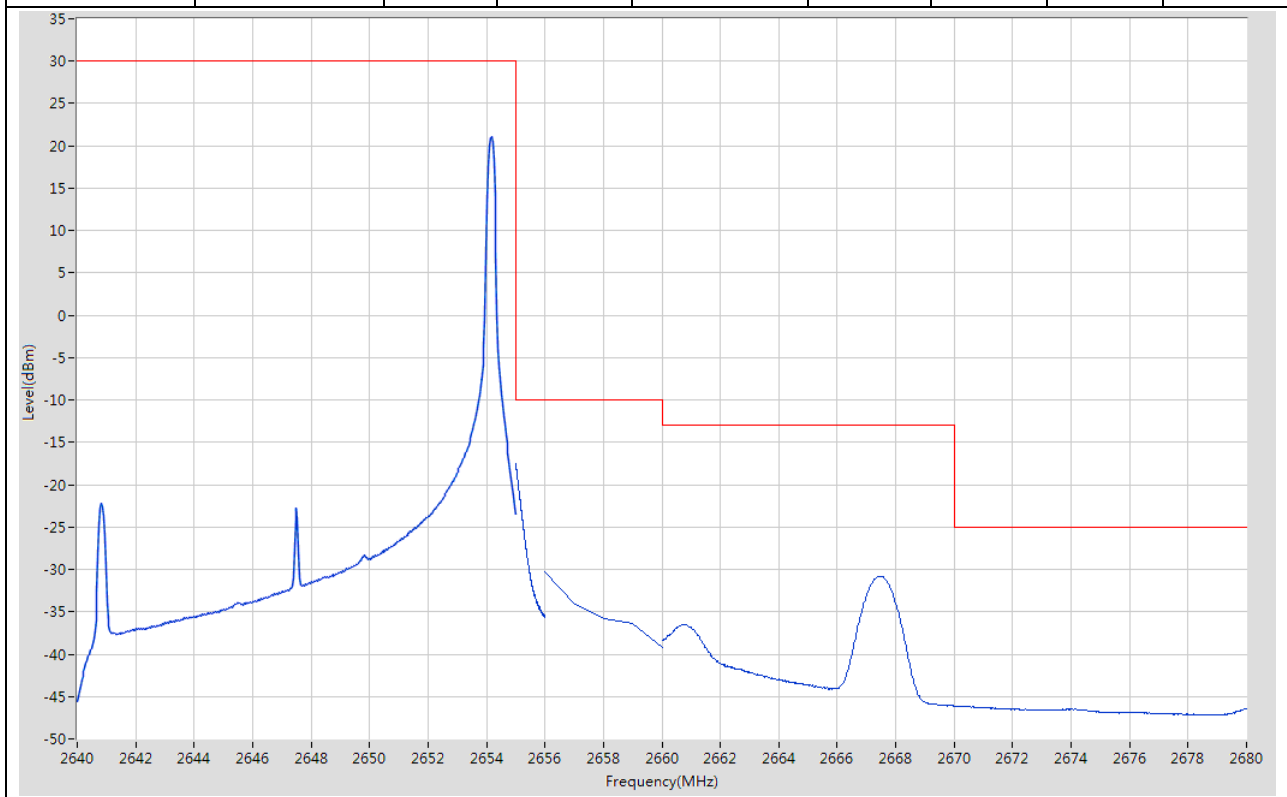
18.20. LTE Band Edge(NTNV)(Subtest:20, Channel:40115, Bandwidth:15, Modulation:Q16, RB Number: 75, RB Position:LOW)

| Start Frequency (MHz) | Stop Frequency (MHz) | RBW (MHz) | Detector | Frequency (MHz) | Power (dBm) | Limit (dBm) | Verdict | Sweep Point |
|-----------------------|----------------------|-----------|----------|-----------------|-------------|-------------|---------|-------------|
| 2510 | 2520 | 1 | RMS | 2520 | -38.25 | -25 | Pass | 401 |
| 2520 | 2530 | 1 | RMS | 2530 | -30.23 | -13 | Pass | 401 |
| 2530 | 2534 | 1 | RMS | 2534 | -27.98 | -10 | Pass | 5 |
| 2534 | 2535 | 0.3 | RMS | 2535 | -29.27 | -10 | Pass | 401 |
| 2535 | 2550 | 0.1 | RMS | 2548.238 | 1.73 | 30 | Pass | 401 |



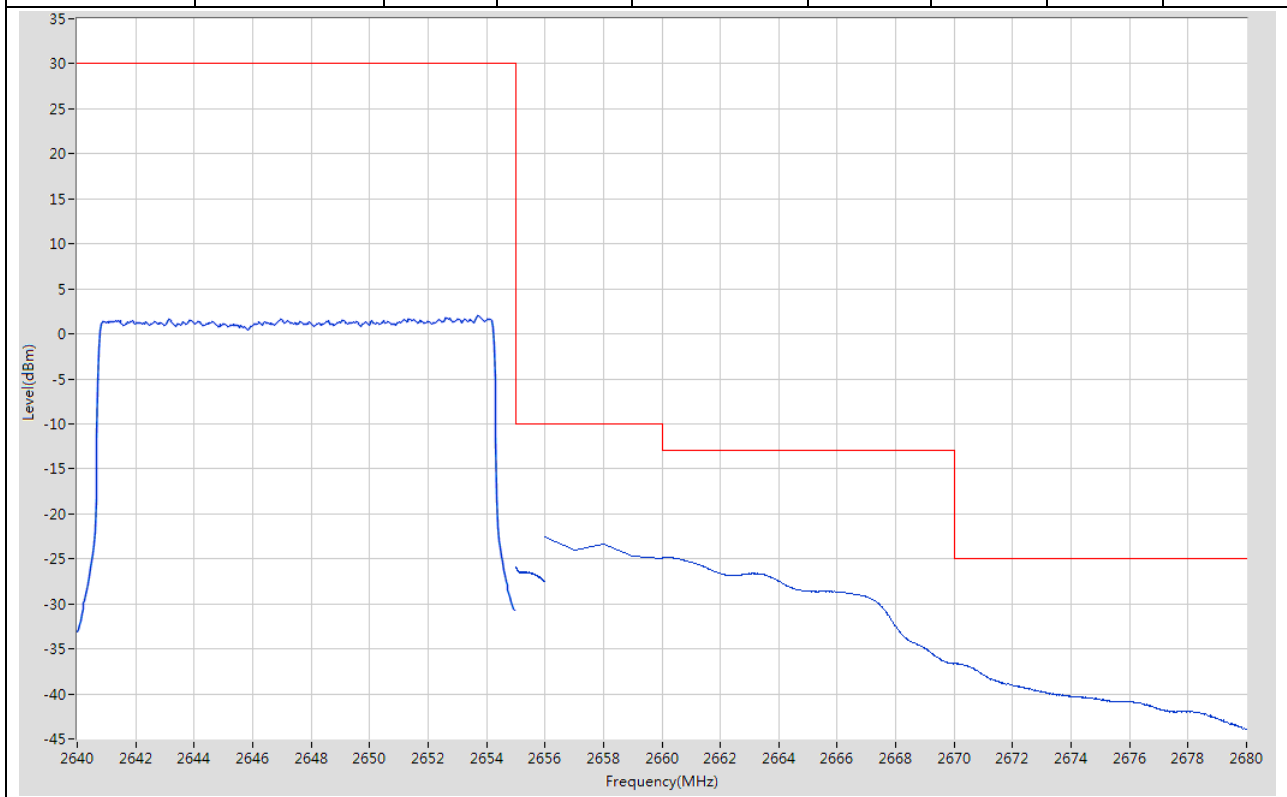
18.21. LTE Band Edge(NTNV)(Subtest:21, Channel:41165, Bandwidth:15, Modulation:QPSK, RB Number: 1, RB Position:HIGH)

| Start Frequency (MHz) | Stop Frequency (MHz) | RBW (MHz) | Detector | Frequency (MHz) | Power (dBm) | Limit (dBm) | Verdict | Sweep Point |
|-----------------------|----------------------|-----------|----------|-----------------|-------------|-------------|---------|-------------|
| 2640 | 2655 | 0.1 | RMS | 2654.175 | 21.11 | 30 | Pass | 401 |
| 2655 | 2656 | 0.3 | RMS | 2655.003 | -17.52 | -10 | Pass | 401 |
| 2656 | 2660 | 1 | RMS | 2656 | -30.25 | -10 | Pass | 5 |
| 2660 | 2670 | 1 | RMS | 2667.475 | -30.78 | -13 | Pass | 401 |
| 2670 | 2680 | 1 | RMS | 2670 | -46.1 | -25 | Pass | 401 |



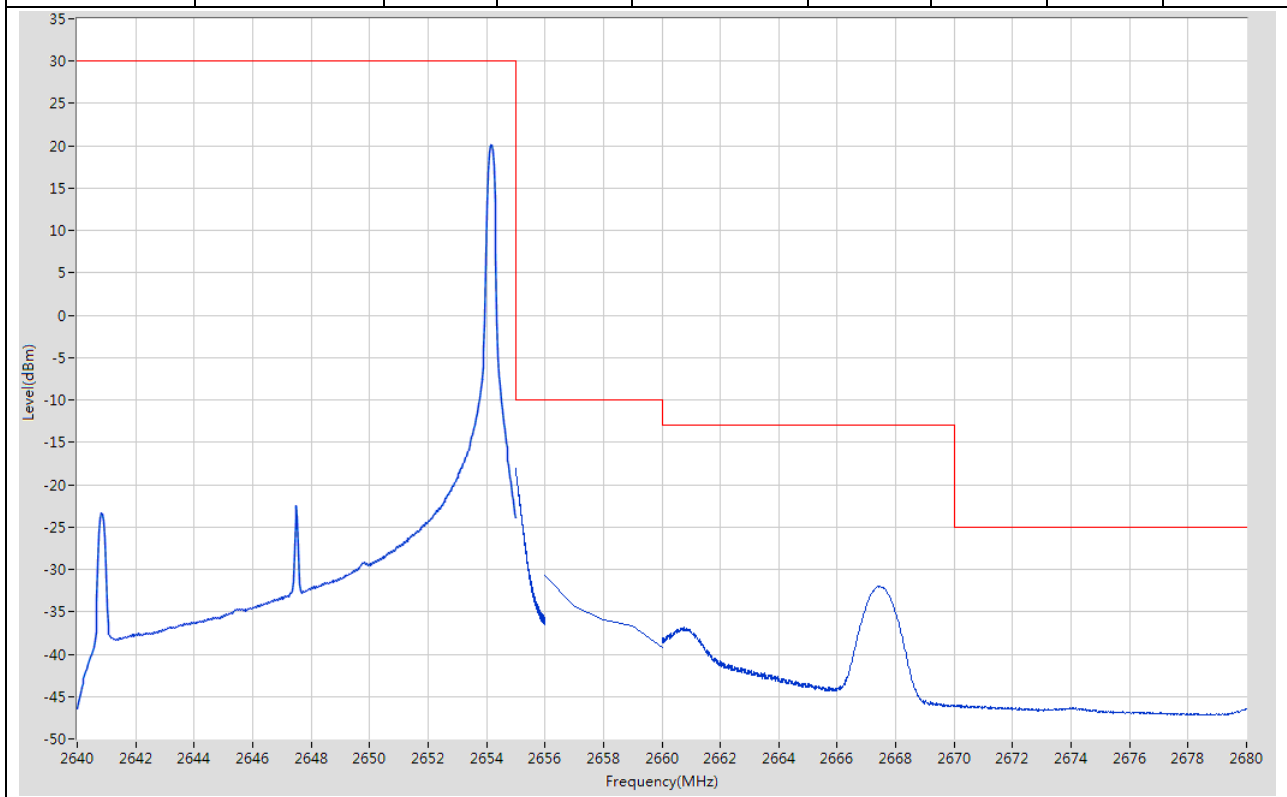
18.22. LTE Band Edge(NTNV)(Subtest:22, Channel:41165, Bandwidth:15, Modulation:QPSK, RB Number: 75, RB Position:HIGH)

| Start Frequency (MHz) | Stop Frequency (MHz) | RBW (MHz) | Detector | Frequency (MHz) | Power (dBm) | Limit (dBm) | Verdict | Sweep Point |
|-----------------------|----------------------|-----------|----------|-----------------|-------------|-------------|---------|-------------|
| 2640 | 2655 | 0.1 | RMS | 2653.725 | 2.03 | 30 | Pass | 401 |
| 2655 | 2656 | 0.3 | RMS | 2655 | -25.89 | -10 | Pass | 401 |
| 2656 | 2660 | 1 | RMS | 2656 | -22.51 | -10 | Pass | 5 |
| 2660 | 2670 | 1 | RMS | 2660.05 | -24.77 | -13 | Pass | 401 |
| 2670 | 2680 | 1 | RMS | 2670 | -36.61 | -25 | Pass | 401 |



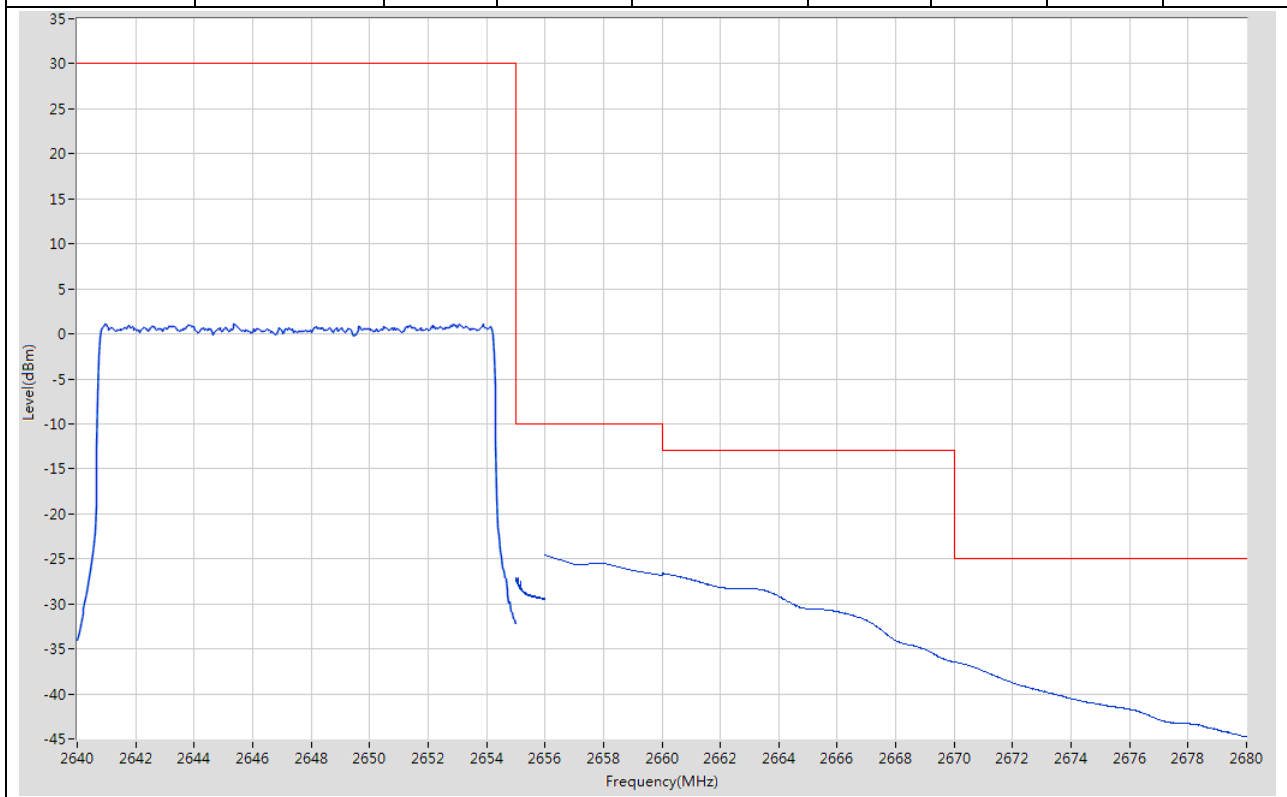
18.23. LTE Band Edge(NTNV)(Subtest:23, Channel:41165, Bandwidth:15, Modulation:Q16, RB Number: 1, RB Position:HIGH)

| Start Frequency (MHz) | Stop Frequency (MHz) | RBW (MHz) | Detector | Frequency (MHz) | Power (dBm) | Limit (dBm) | Verdict | Sweep Point |
|-----------------------|----------------------|-----------|----------|-----------------|-------------|-------------|---------|-------------|
| 2640 | 2655 | 0.1 | RMS | 2654.175 | 20.13 | 30 | Pass | 401 |
| 2655 | 2656 | 0.3 | RMS | 2655 | -18.13 | -10 | Pass | 401 |
| 2656 | 2660 | 1 | RMS | 2656 | -30.71 | -10 | Pass | 5 |
| 2660 | 2670 | 1 | RMS | 2667.475 | -32 | -13 | Pass | 401 |
| 2670 | 2680 | 1 | RMS | 2670.125 | -45.98 | -25 | Pass | 401 |



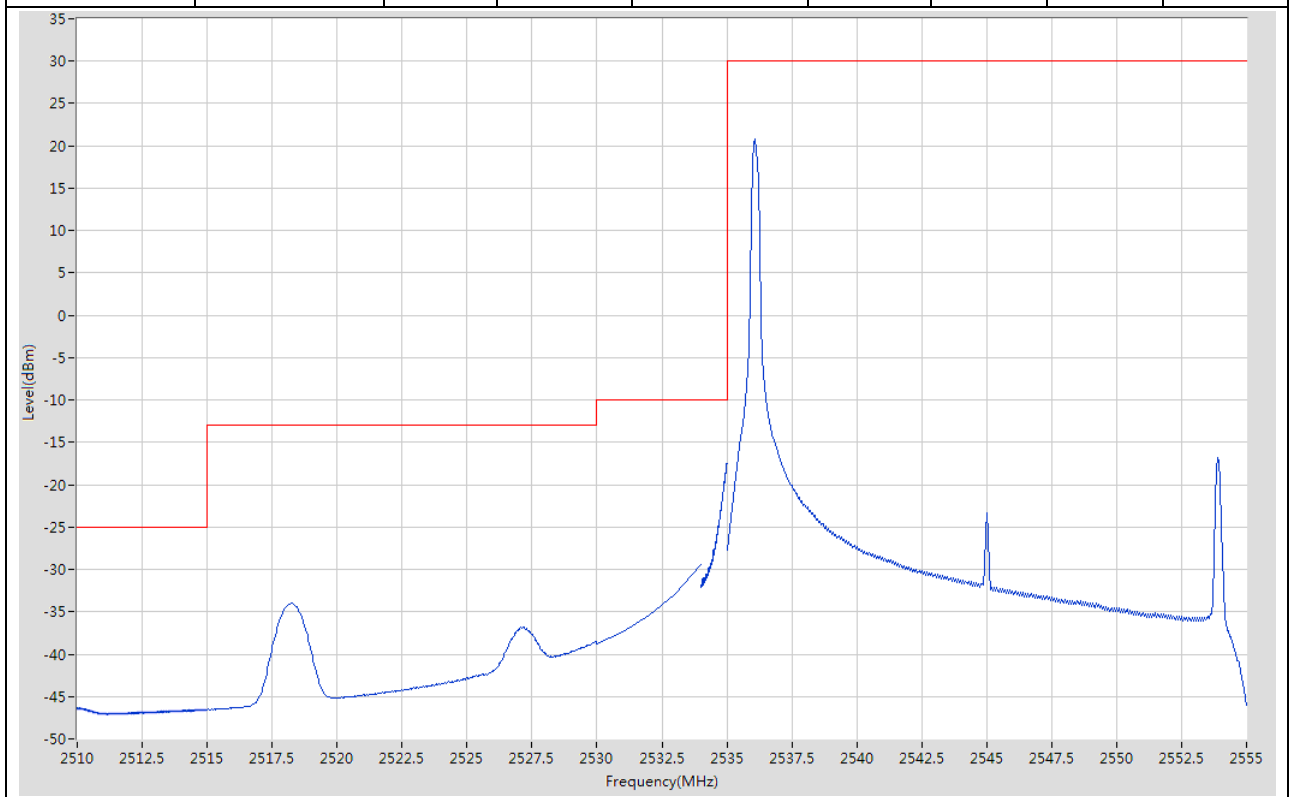
18.24. LTE Band Edge(NTNV)(Subtest:24, Channel:41165, Bandwidth:15, Modulation:Q16, RB Number: 75, RB Position:HIGH)

| Start Frequency (MHz) | Stop Frequency (MHz) | RBW (MHz) | Detector | Frequency (MHz) | Power (dBm) | Limit (dBm) | Verdict | Sweep Point |
|-----------------------|----------------------|-----------|----------|-----------------|-------------|-------------|---------|-------------|
| 2640 | 2655 | 0.1 | RMS | 2653.875 | 1.09 | 30 | Pass | 401 |
| 2655 | 2656 | 0.3 | RMS | 2655.068 | -27.09 | -10 | Pass | 401 |
| 2656 | 2660 | 1 | RMS | 2656 | -24.62 | -10 | Pass | 5 |
| 2660 | 2670 | 1 | RMS | 2660.025 | -26.62 | -13 | Pass | 401 |
| 2670 | 2680 | 1 | RMS | 2670 | -36.45 | -25 | Pass | 401 |



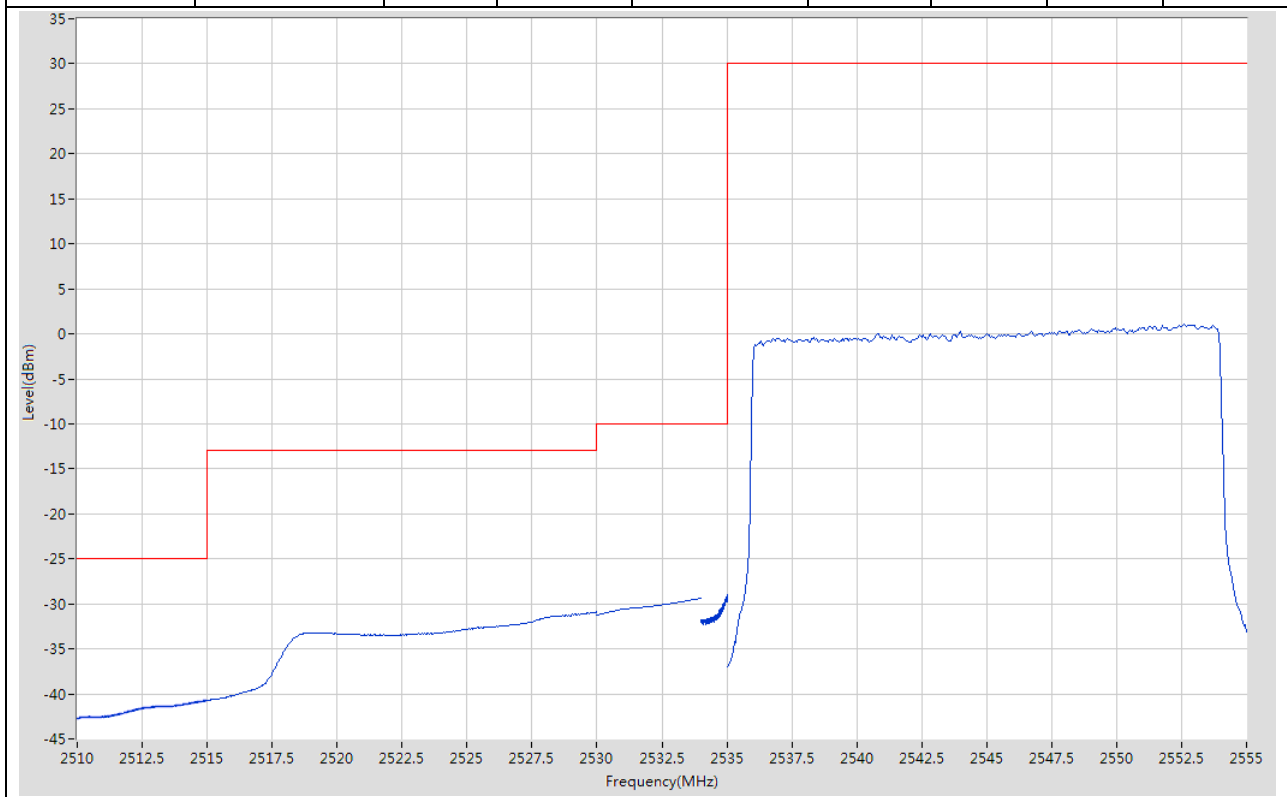
18.25. LTE Band Edge(NTNV)(Subtest:25, Channel:40140, Bandwidth:20, Modulation:QPSK, RB Number: 1, RB Position:LOW)

| Start Frequency (MHz) | Stop Frequency (MHz) | RBW (MHz) | Detector | Frequency (MHz) | Power (dBm) | Limit (dBm) | Verdict | Sweep Point |
|-----------------------|----------------------|-----------|----------|-----------------|-------------|-------------|---------|-------------|
| 2510 | 2515 | 1 | RMS | 2510 | -46.35 | -25 | Pass | 401 |
| 2515 | 2530 | 1 | RMS | 2518.225 | -33.96 | -13 | Pass | 401 |
| 2530 | 2534 | 1 | RMS | 2534 | -29.39 | -10 | Pass | 5 |
| 2534 | 2535 | 0.51 | RMS | 2535 | -17.45 | -10 | Pass | 401 |
| 2535 | 2555 | 0.1 | RMS | 2536.1 | 20.77 | 30 | Pass | 401 |



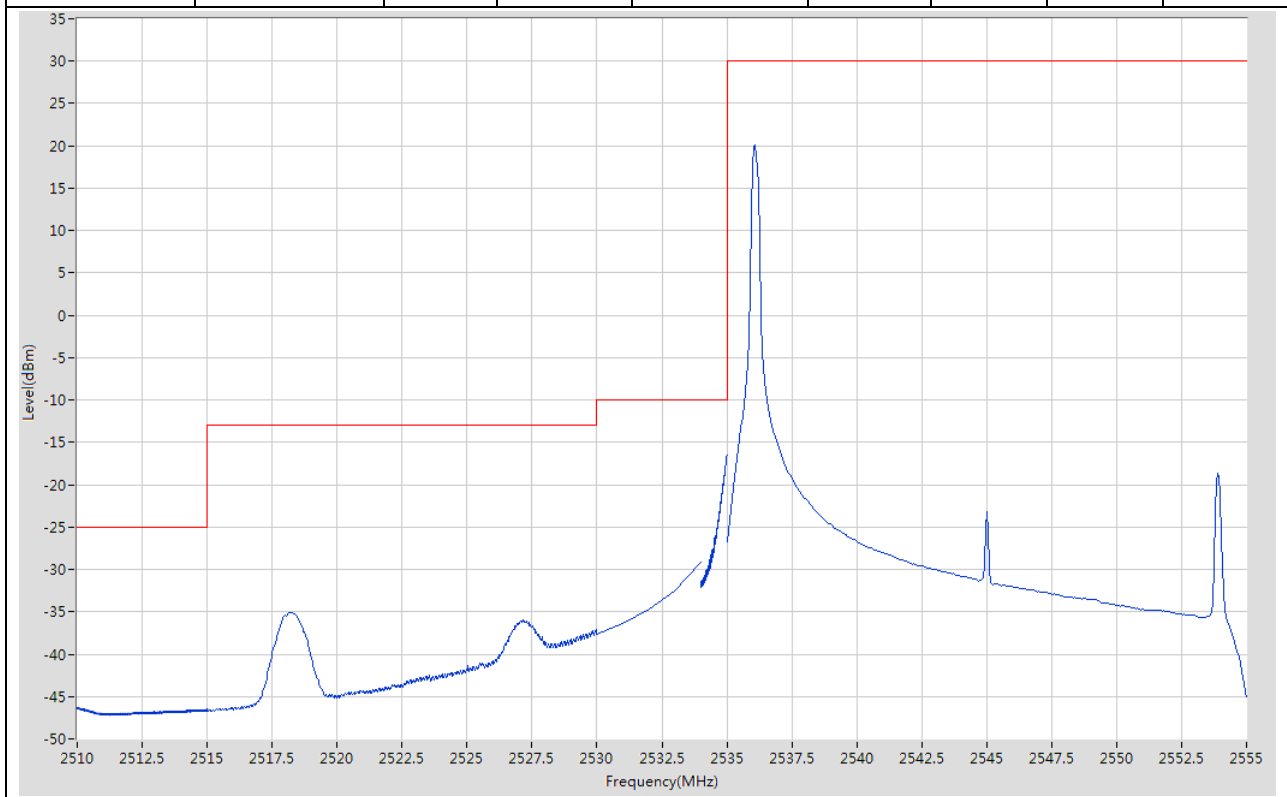
18.26. LTE Band Edge(NTNV)(Subtest:26, Channel:40140, Bandwidth:20, Modulation:QPSK, RB Number: 100, RB Position:LOW)

| Start Frequency (MHz) | Stop Frequency (MHz) | RBW (MHz) | Detector | Frequency (MHz) | Power (dBm) | Limit (dBm) | Verdict | Sweep Point |
|-----------------------|----------------------|-----------|----------|-----------------|-------------|-------------|---------|-------------|
| 2510 | 2515 | 1 | RMS | 2515 | -40.71 | -25 | Pass | 401 |
| 2515 | 2530 | 1 | RMS | 2529.963 | -30.87 | -13 | Pass | 401 |
| 2530 | 2534 | 1 | RMS | 2534 | -29.36 | -10 | Pass | 5 |
| 2534 | 2535 | 0.51 | RMS | 2535 | -29.03 | -10 | Pass | 401 |
| 2535 | 2555 | 0.1 | RMS | 2552.6 | 1.02 | 30 | Pass | 401 |



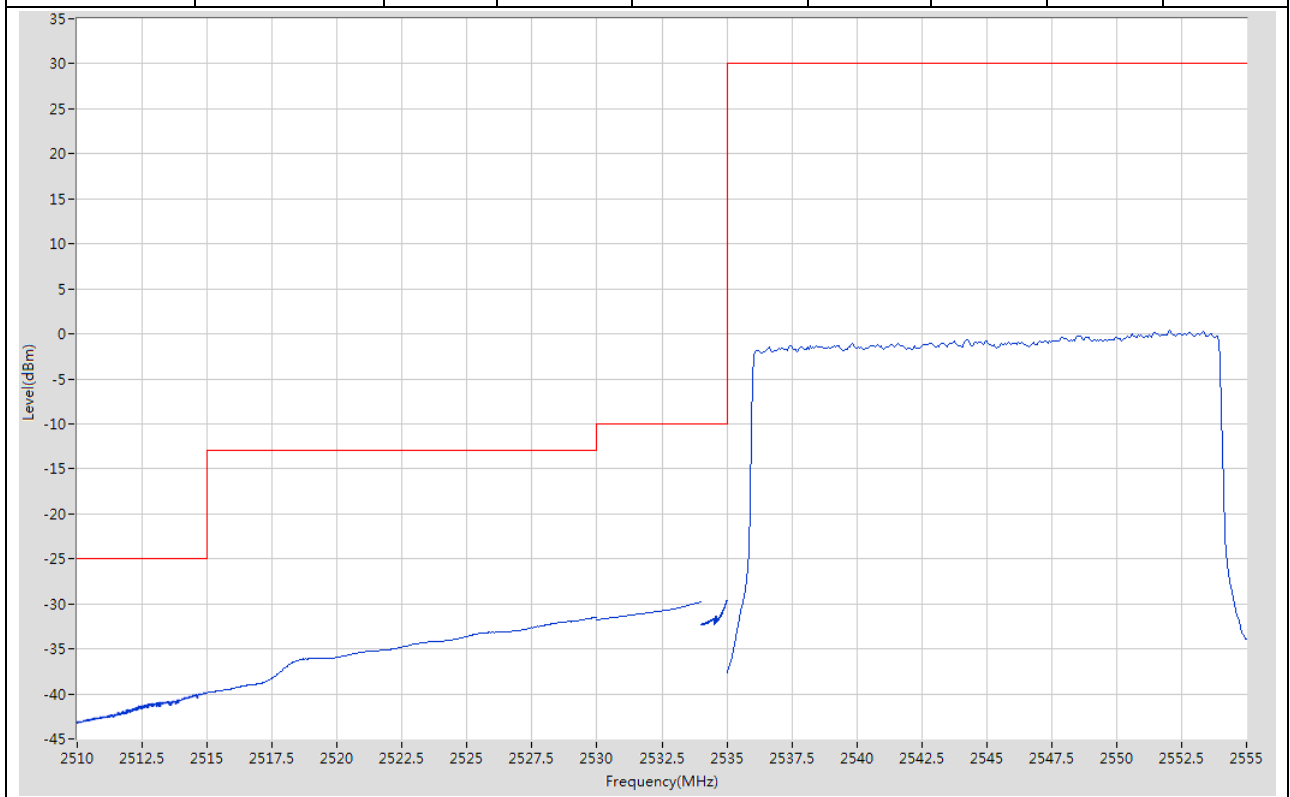
18.27. LTE Band Edge(NTNV)(Subtest:27, Channel:40140, Bandwidth:20, Modulation:Q16, RB Number: 1, RB Position:LOW)

| Start Frequency (MHz) | Stop Frequency (MHz) | RBW (MHz) | Detector | Frequency (MHz) | Power (dBm) | Limit (dBm) | Verdict | Sweep Point |
|-----------------------|----------------------|-----------|----------|-----------------|-------------|-------------|---------|-------------|
| 2510 | 2515 | 1 | RMS | 2510.013 | -46.35 | -25 | Pass | 401 |
| 2515 | 2530 | 1 | RMS | 2518.3 | -35.05 | -13 | Pass | 401 |
| 2530 | 2534 | 1 | RMS | 2534 | -29.13 | -10 | Pass | 5 |
| 2534 | 2535 | 0.51 | RMS | 2534.998 | -16.51 | -10 | Pass | 401 |
| 2535 | 2555 | 0.1 | RMS | 2536.1 | 20.12 | 30 | Pass | 401 |



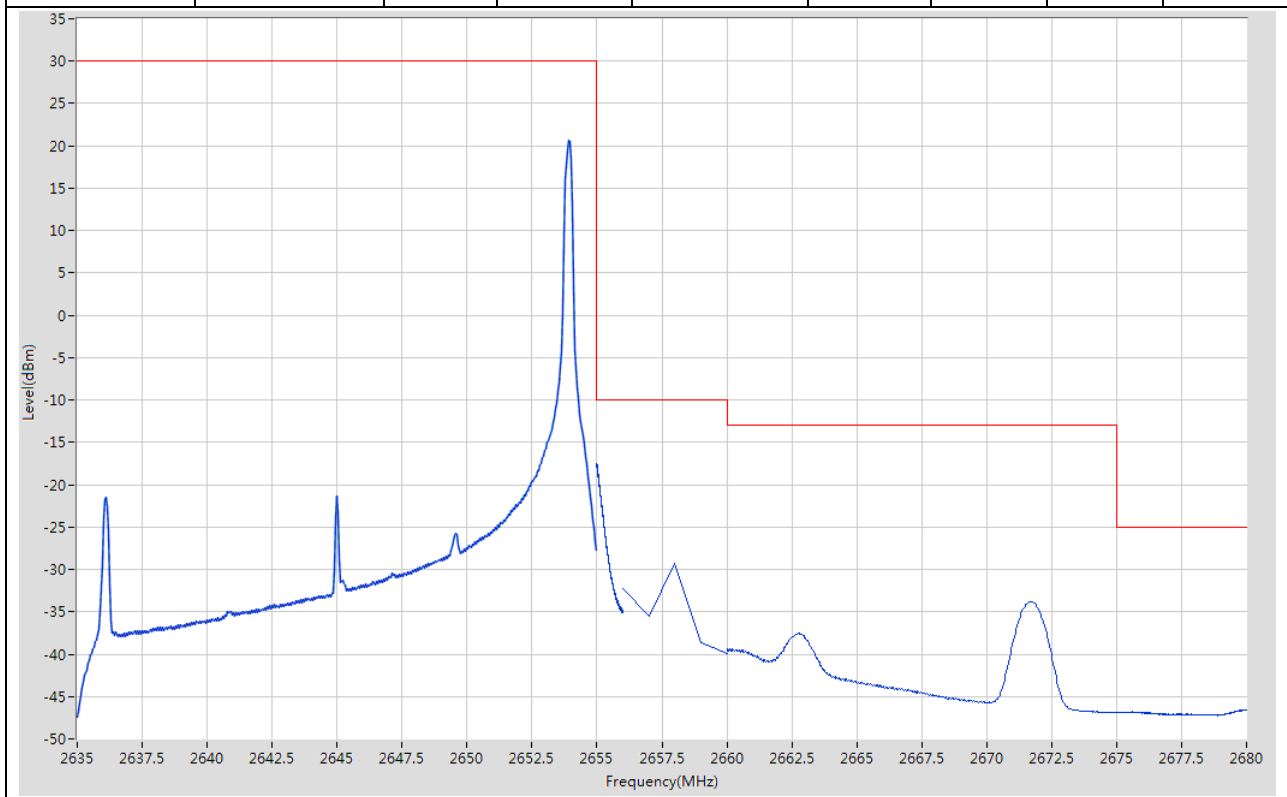
18.28. LTE Band Edge(NTNV)(Subtest:28, Channel:40140, Bandwidth:20, Modulation:Q16, RB Number: 100, RB Position:LOW)

| Start Frequency (MHz) | Stop Frequency (MHz) | RBW (MHz) | Detector | Frequency (MHz) | Power (dBm) | Limit (dBm) | Verdict | Sweep Point |
|-----------------------|----------------------|-----------|----------|-----------------|-------------|-------------|---------|-------------|
| 2510 | 2515 | 1 | RMS | 2514.988 | -39.89 | -25 | Pass | 401 |
| 2515 | 2530 | 1 | RMS | 2530 | -31.45 | -13 | Pass | 401 |
| 2530 | 2534 | 1 | RMS | 2534 | -29.79 | -10 | Pass | 5 |
| 2534 | 2535 | 0.51 | RMS | 2535 | -29.6 | -10 | Pass | 401 |
| 2535 | 2555 | 0.1 | RMS | 2552.05 | 0.36 | 30 | Pass | 401 |



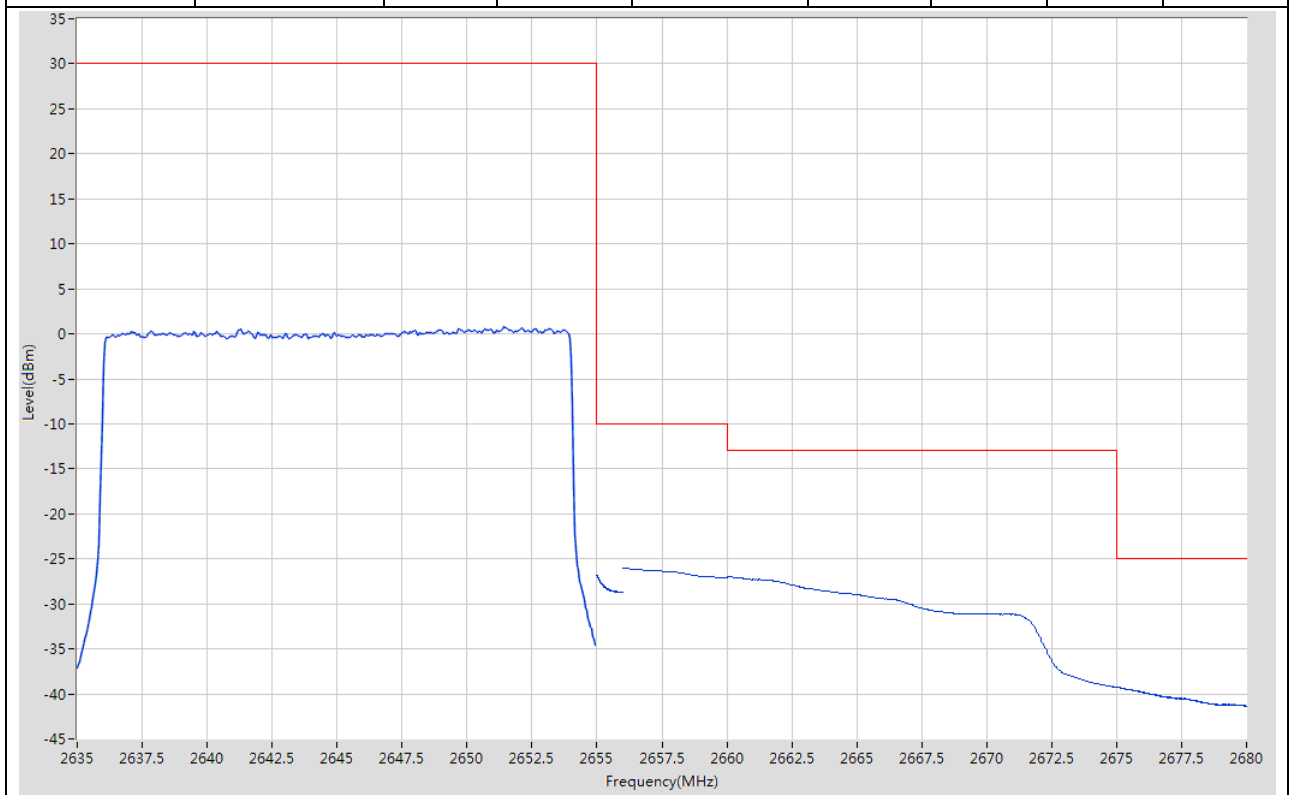
18.29. LTE Band Edge(NTNV)(Subtest:29, Channel:41140, Bandwidth:20, Modulation:QPSK, RB Number: 1, RB Position:HIGH)

| Start Frequency (MHz) | Stop Frequency (MHz) | RBW (MHz) | Detector | Frequency (MHz) | Power (dBm) | Limit (dBm) | Verdict | Sweep Point |
|-----------------------|----------------------|-----------|----------|-----------------|-------------|-------------|---------|-------------|
| 2635 | 2655 | 0.1 | RMS | 2653.9 | 20.62 | 30 | Pass | 401 |
| 2655 | 2656 | 0.51 | RMS | 2655 | -17.54 | -10 | Pass | 401 |
| 2656 | 2660 | 1 | RMS | 2658 | -29.34 | -10 | Pass | 5 |
| 2660 | 2675 | 1 | RMS | 2671.663 | -33.81 | -13 | Pass | 401 |
| 2675 | 2680 | 1 | RMS | 2679.9 | -46.56 | -25 | Pass | 401 |



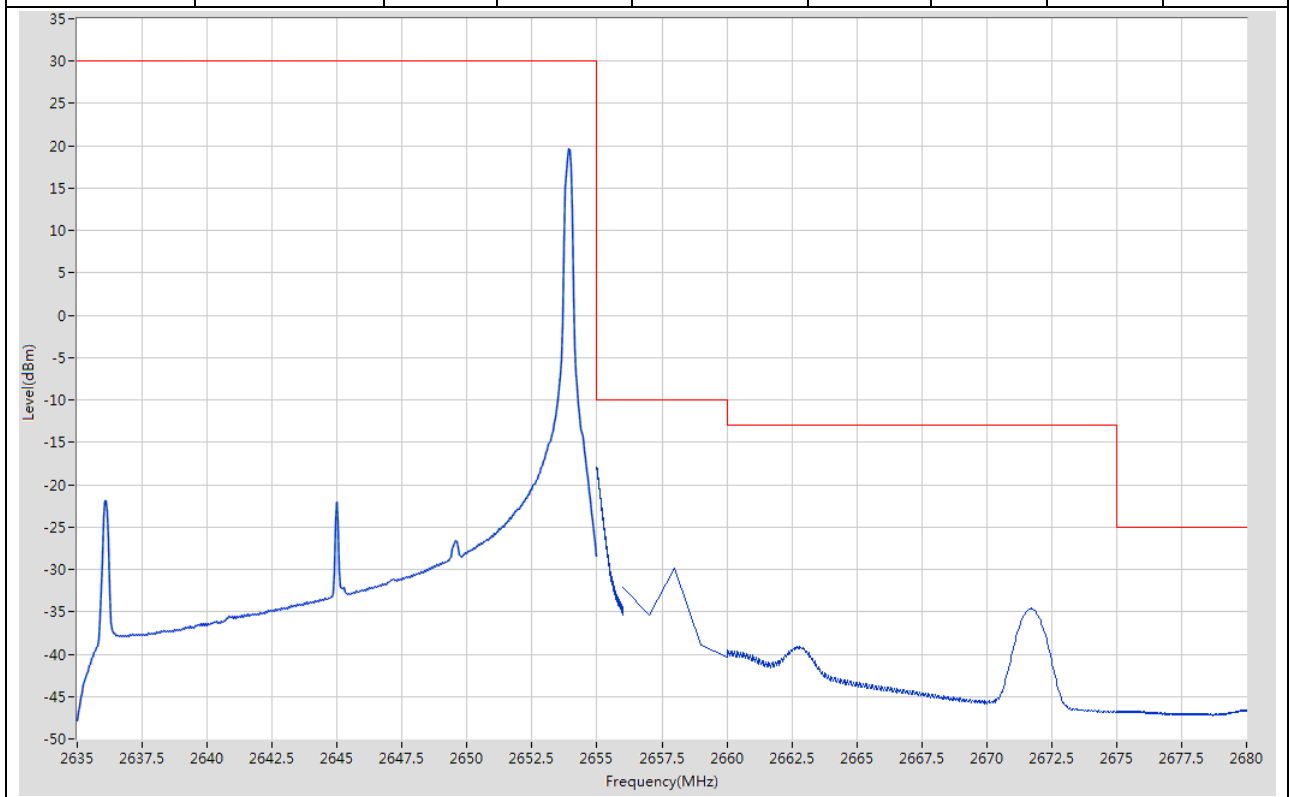
18.30. LTE Band Edge(NTNV)(Subtest:30, Channel:41140, Bandwidth:20, Modulation:QPSK, RB Number: 100, RB Position:HIGH)

| Start Frequency (MHz) | Stop Frequency (MHz) | RBW (MHz) | Detector | Frequency (MHz) | Power (dBm) | Limit (dBm) | Verdict | Sweep Point |
|-----------------------|----------------------|-----------|----------|-----------------|-------------|-------------|---------|-------------|
| 2635 | 2655 | 0.1 | RMS | 2651.4 | 0.75 | 30 | Pass | 401 |
| 2655 | 2656 | 0.51 | RMS | 2655.003 | -26.78 | -10 | Pass | 401 |
| 2656 | 2660 | 1 | RMS | 2656 | -26.06 | -10 | Pass | 5 |
| 2660 | 2675 | 1 | RMS | 2660 | -26.92 | -13 | Pass | 401 |
| 2675 | 2680 | 1 | RMS | 2675.025 | -39.27 | -25 | Pass | 401 |



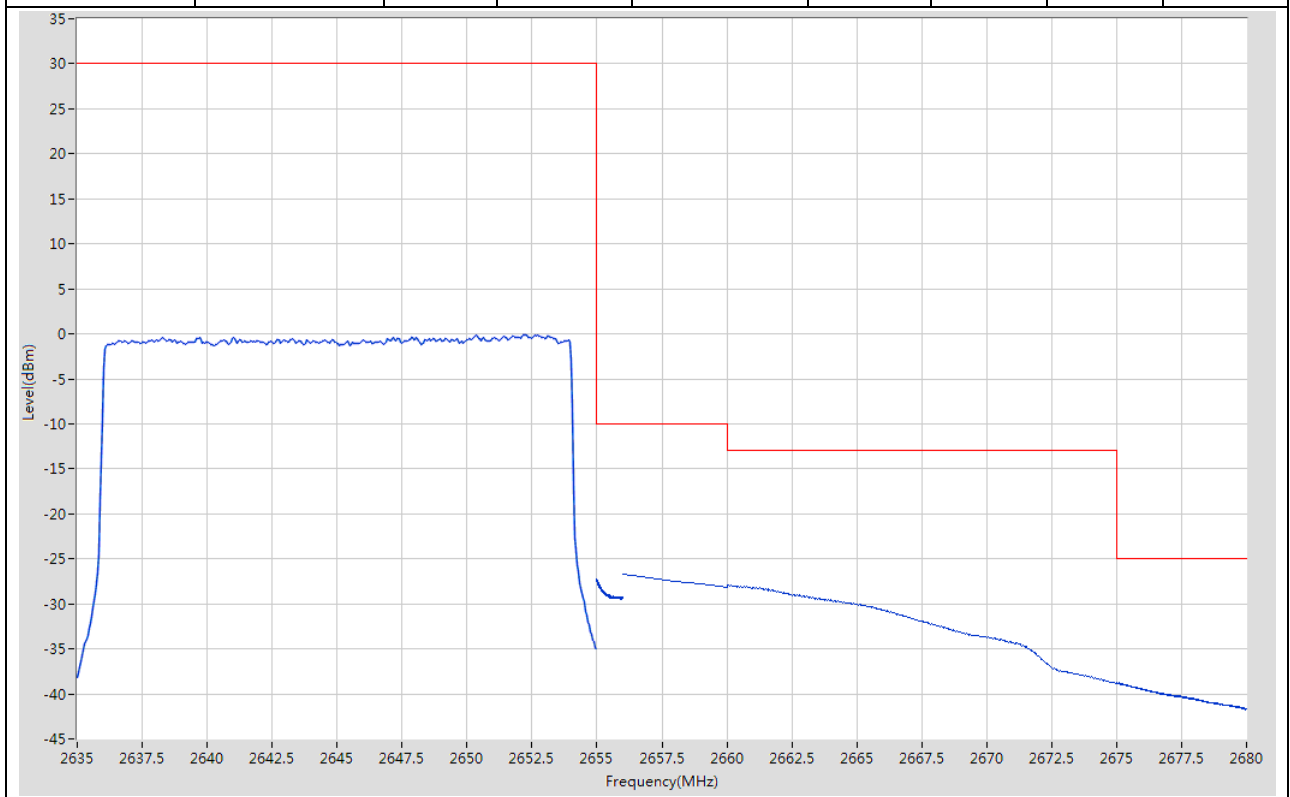
18.31. LTE Band Edge(NTNV)(Subtest:31, Channel:41140, Bandwidth:20, Modulation:Q16, RB Number: 1, RB Position:HIGH)

| Start Frequency (MHz) | Stop Frequency (MHz) | RBW (MHz) | Detector | Frequency (MHz) | Power (dBm) | Limit (dBm) | Verdict | Sweep Point |
|-----------------------|----------------------|-----------|----------|-----------------|-------------|-------------|---------|-------------|
| 2635 | 2655 | 0.1 | RMS | 2653.9 | 19.66 | 30 | Pass | 401 |
| 2655 | 2656 | 0.51 | RMS | 2655 | -17.9 | -10 | Pass | 401 |
| 2656 | 2660 | 1 | RMS | 2658 | -29.86 | -10 | Pass | 5 |
| 2660 | 2675 | 1 | RMS | 2671.7 | -34.59 | -13 | Pass | 401 |
| 2675 | 2680 | 1 | RMS | 2679.925 | -46.62 | -25 | Pass | 401 |



18.32. LTE Band Edge(NTNV)(Subtest:32, Channel:41140, Bandwidth:20, Modulation:Q16, RB Number: 100, RB Position:HIGH)

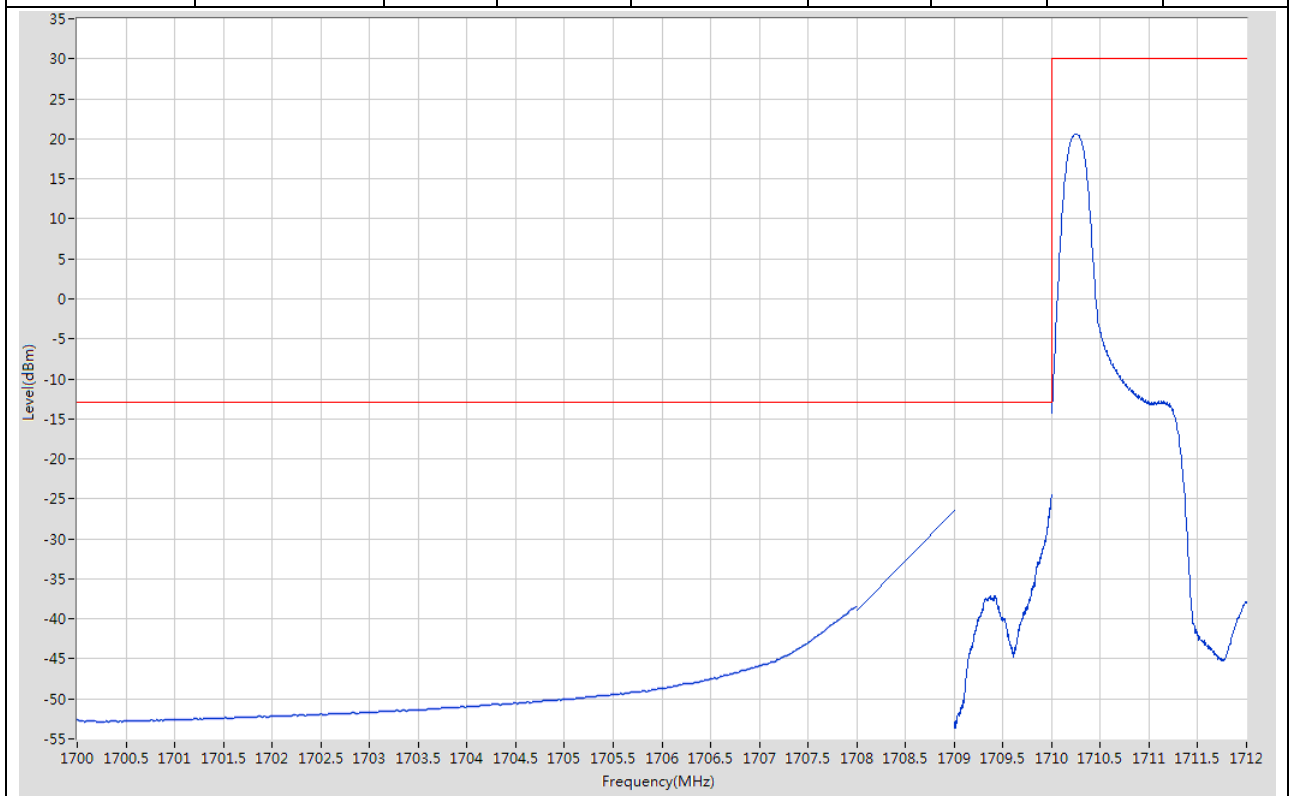
| Start Frequency (MHz) | Stop Frequency (MHz) | RBW (MHz) | Detector | Frequency (MHz) | Power (dBm) | Limit (dBm) | Verdict | Sweep Point |
|-----------------------|----------------------|-----------|----------|-----------------|-------------|-------------|---------|-------------|
| 2635 | 2655 | 0.1 | RMS | 2652.7 | -0.1 | 30 | Pass | 401 |
| 2655 | 2656 | 0.51 | RMS | 2655 | -27.28 | -10 | Pass | 401 |
| 2656 | 2660 | 1 | RMS | 2656 | -26.73 | -10 | Pass | 5 |
| 2660 | 2675 | 1 | RMS | 2660 | -27.93 | -13 | Pass | 401 |
| 2675 | 2680 | 1 | RMS | 2675 | -38.77 | -25 | Pass | 401 |



19. LTE_Band66

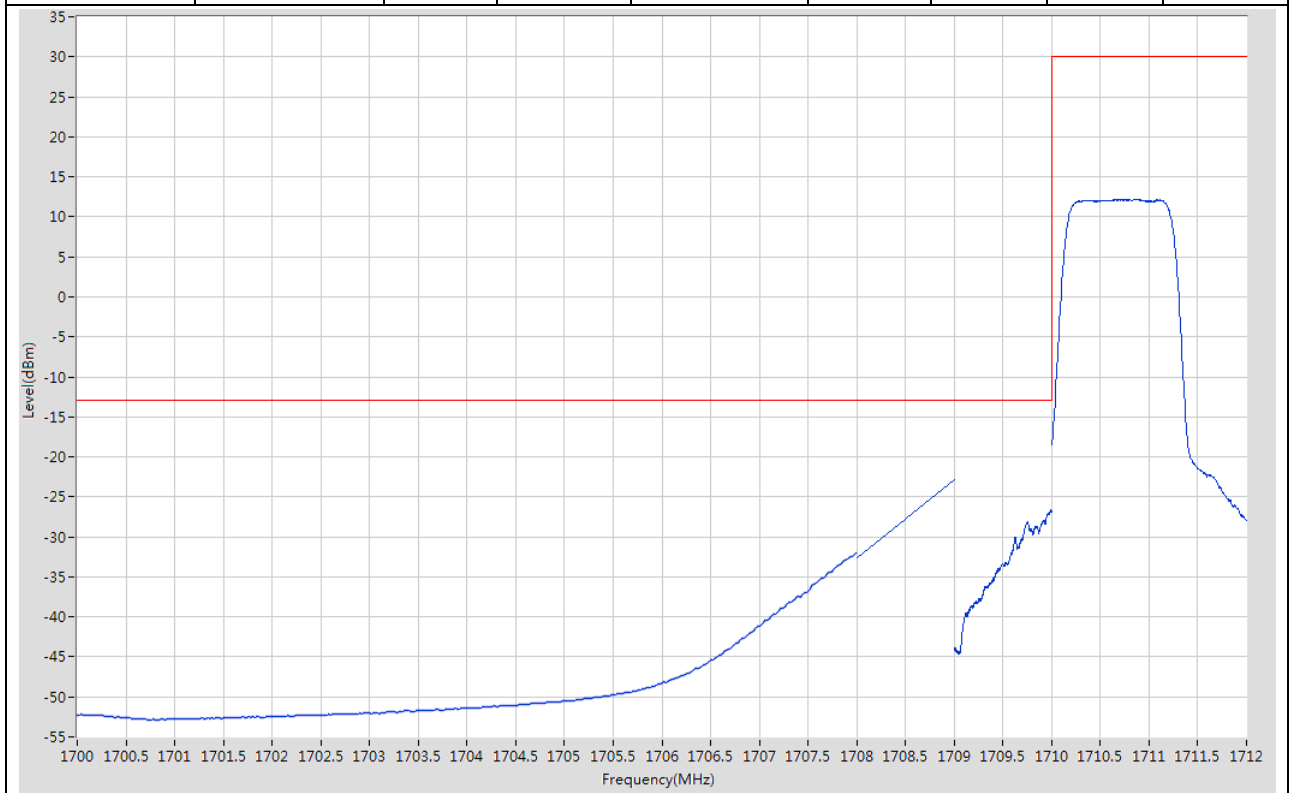
19.1. LTE Band Edge(NTNV)(Subtest:1, Channel:131979, Bandwidth:1.4, Modulation:QPSK, RB Number: 1, RB Position:LOW)

| Start Frequency (MHz) | Stop Frequency (MHz) | RBW (MHz) | Detector | Frequency (MHz) | Power (dBm) | Limit (dBm) | Verdict | Sweep Point |
|-----------------------|----------------------|-----------|----------|-----------------|-------------|-------------|---------|-------------|
| 1700 | 1708 | 1 | RMS | 1708 | -38.34 | -13 | Pass | 401 |
| 1708 | 1709 | 1 | RMS | 1709 | -26.48 | -13 | Pass | 2 |
| 1709 | 1710 | 0.02 | RMS | 1710 | -24.56 | -13 | Pass | 401 |
| 1710 | 1712 | 0.1 | RMS | 1710.255 | 20.58 | 30 | Pass | 401 |



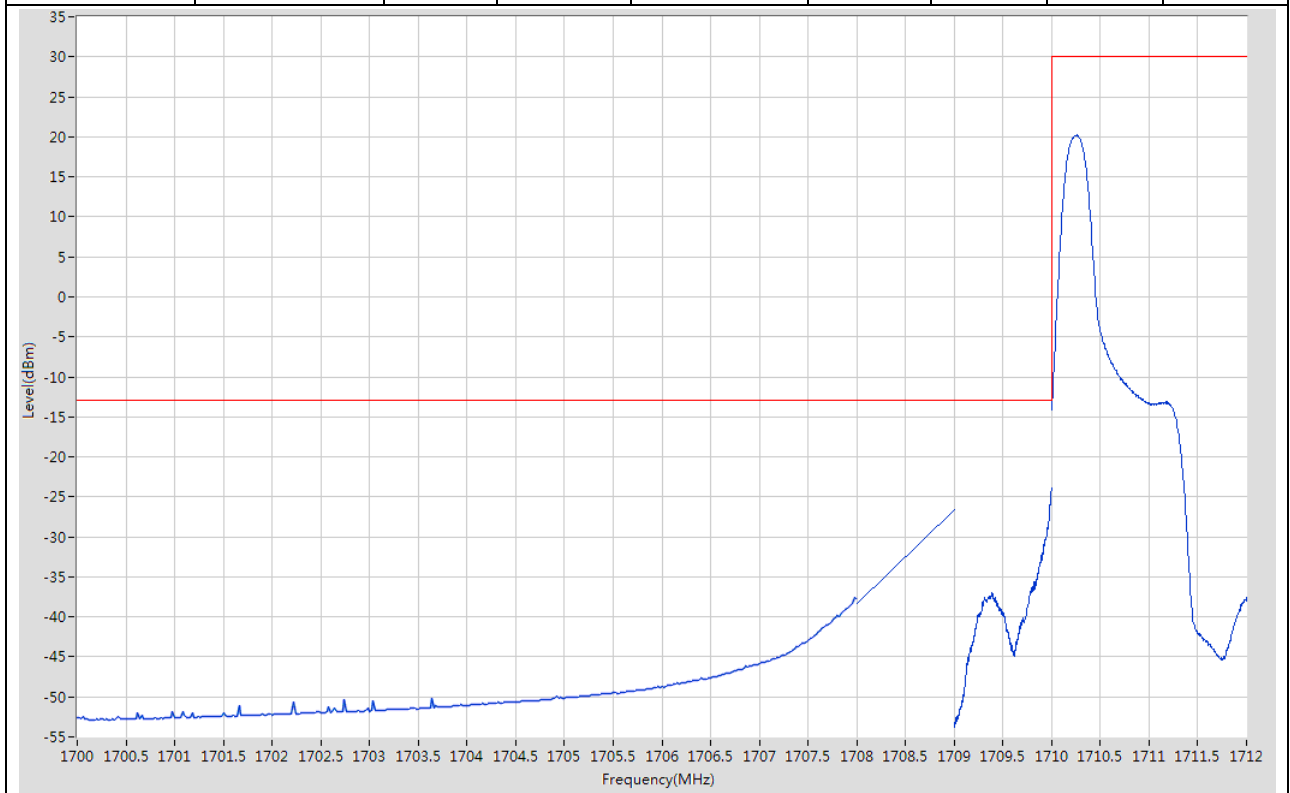
19.2. LTE Band Edge(NTNV)(Subtest:2, Channel:131979, Bandwidth:1.4, Modulation:QPSK, RB Number: 6, RB Position:LOW)

| Start Frequency (MHz) | Stop Frequency (MHz) | RBW (MHz) | Detector | Frequency (MHz) | Power (dBm) | Limit (dBm) | Verdict | Sweep Point |
|-----------------------|----------------------|-----------|----------|-----------------|-------------|-------------|---------|-------------|
| 1700 | 1708 | 1 | RMS | 1708 | -31.89 | -13 | Pass | 401 |
| 1708 | 1709 | 1 | RMS | 1709 | -22.79 | -13 | Pass | 2 |
| 1709 | 1710 | 0.02 | RMS | 1709.99 | -26.63 | -13 | Pass | 401 |
| 1710 | 1712 | 0.1 | RMS | 1710.855 | 12.21 | 30 | Pass | 401 |



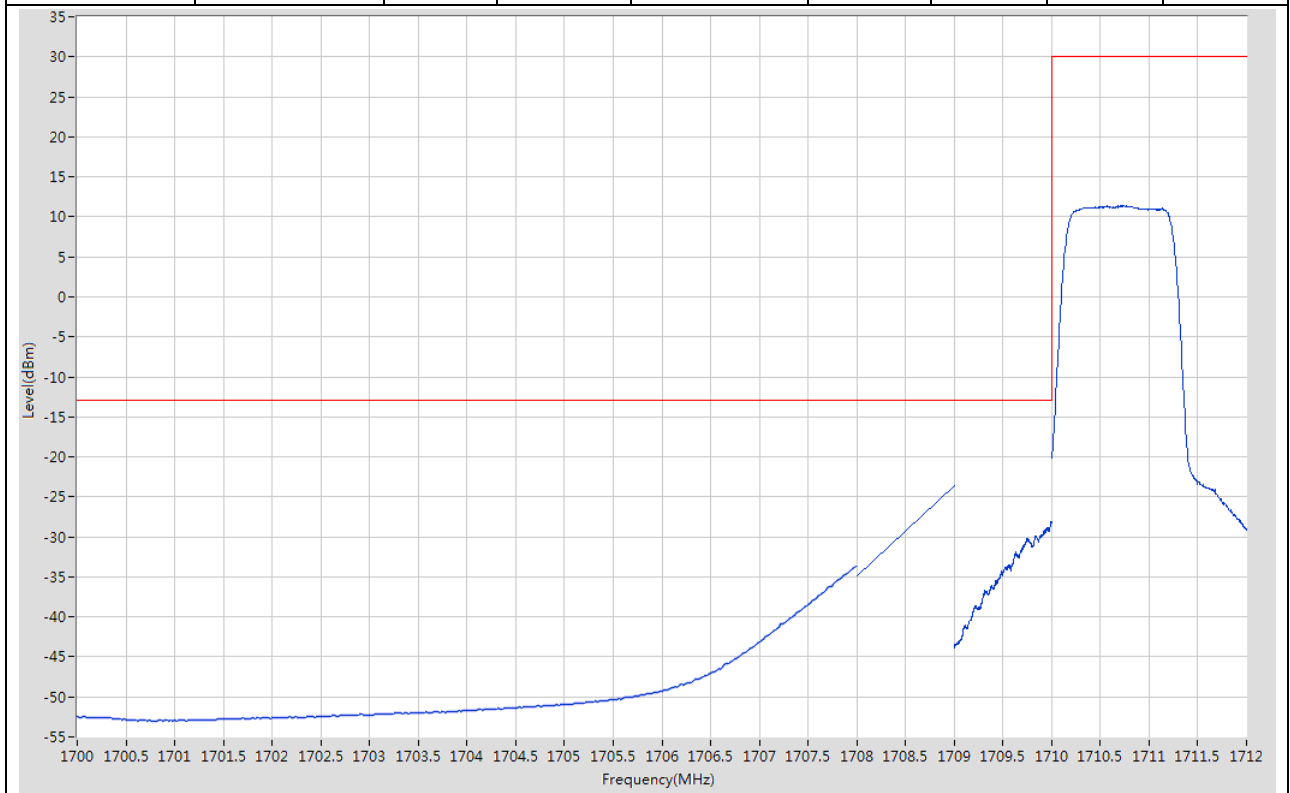
19.3. LTE Band Edge(NTNV)(Subtest:3, Channel:131979, Bandwidth:1.4, Modulation:Q16, RB Number: 1, RB Position:LOW)

| Start Frequency (MHz) | Stop Frequency (MHz) | RBW (MHz) | Detector | Frequency (MHz) | Power (dBm) | Limit (dBm) | Verdict | Sweep Point |
|-----------------------|----------------------|-----------|----------|-----------------|-------------|-------------|---------|-------------|
| 1700 | 1708 | 1 | RMS | 1707.98 | -37.56 | -13 | Pass | 401 |
| 1708 | 1709 | 1 | RMS | 1709 | -26.59 | -13 | Pass | 2 |
| 1709 | 1710 | 0.02 | RMS | 1710 | -23.86 | -13 | Pass | 401 |
| 1710 | 1712 | 0.1 | RMS | 1710.255 | 20.23 | 30 | Pass | 401 |



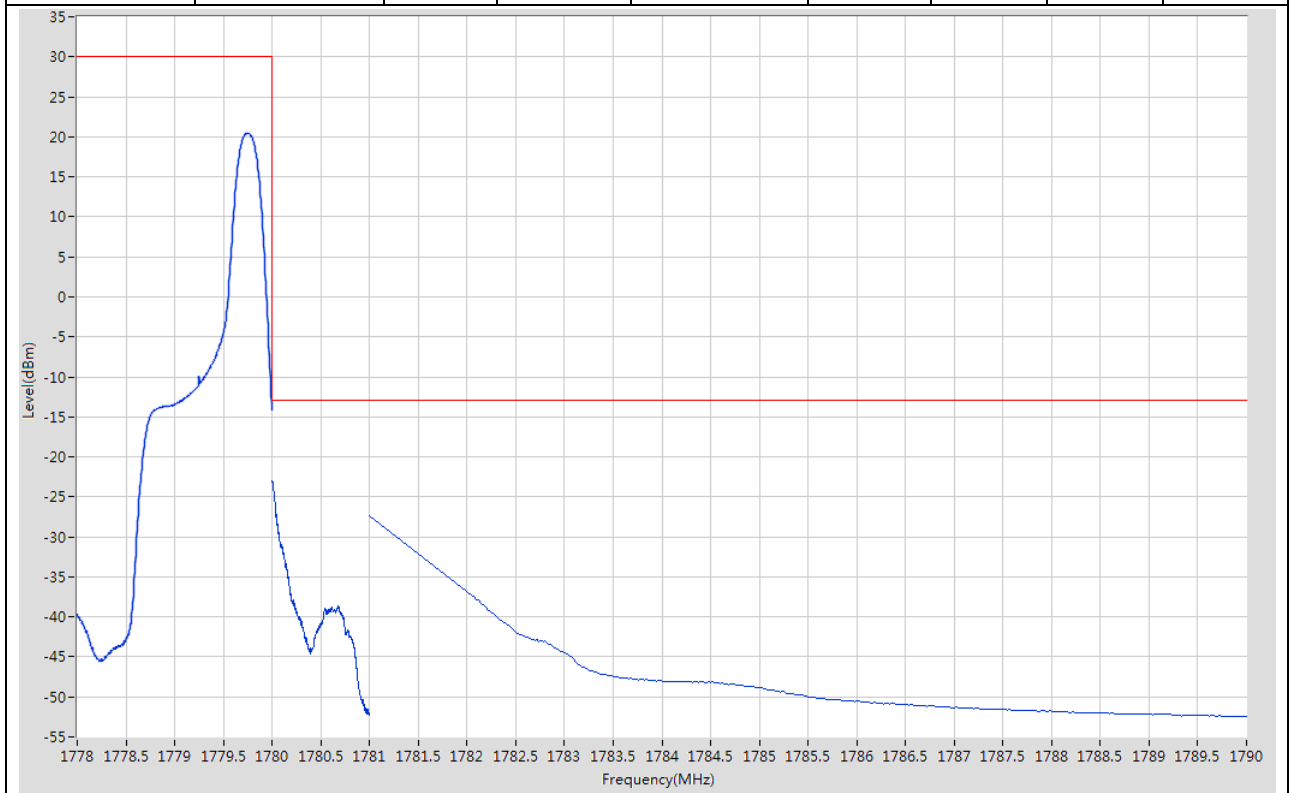
19.4. LTE Band Edge(NTNV)(Subtest:4, Channel:131979, Bandwidth:1.4, Modulation:Q16, RB Number: 6, RB Position:LOW)

| Start Frequency (MHz) | Stop Frequency (MHz) | RBW (MHz) | Detector | Frequency (MHz) | Power (dBm) | Limit (dBm) | Verdict | Sweep Point |
|-----------------------|----------------------|-----------|----------|-----------------|-------------|-------------|---------|-------------|
| 1700 | 1708 | 1 | RMS | 1708 | -33.55 | -13 | Pass | 401 |
| 1708 | 1709 | 1 | RMS | 1709 | -23.61 | -13 | Pass | 2 |
| 1709 | 1710 | 0.02 | RMS | 1710 | -28.14 | -13 | Pass | 401 |
| 1710 | 1712 | 0.1 | RMS | 1710.705 | 11.46 | 30 | Pass | 401 |



19.5. LTE Band Edge(NTNV)(Subtest:5, Channel:132665, Bandwidth:1.4, Modulation:QPSK, RB Number: 1, RB Position:HIGH)

| Start Frequency (MHz) | Stop Frequency (MHz) | RBW (MHz) | Detector | Frequency (MHz) | Power (dBm) | Limit (dBm) | Verdict | Sweep Point |
|-----------------------|----------------------|-----------|----------|-----------------|-------------|-------------|---------|-------------|
| 1778 | 1780 | 0.1 | RMS | 1779.75 | 20.47 | 30 | Pass | 401 |
| 1780 | 1781 | 0.02 | RMS | 1780.003 | -23.04 | -13 | Pass | 401 |
| 1781 | 1782 | 1 | RMS | 1781 | -27.41 | -13 | Pass | 2 |
| 1782 | 1790 | 1 | RMS | 1782 | -36.86 | -13 | Pass | 401 |



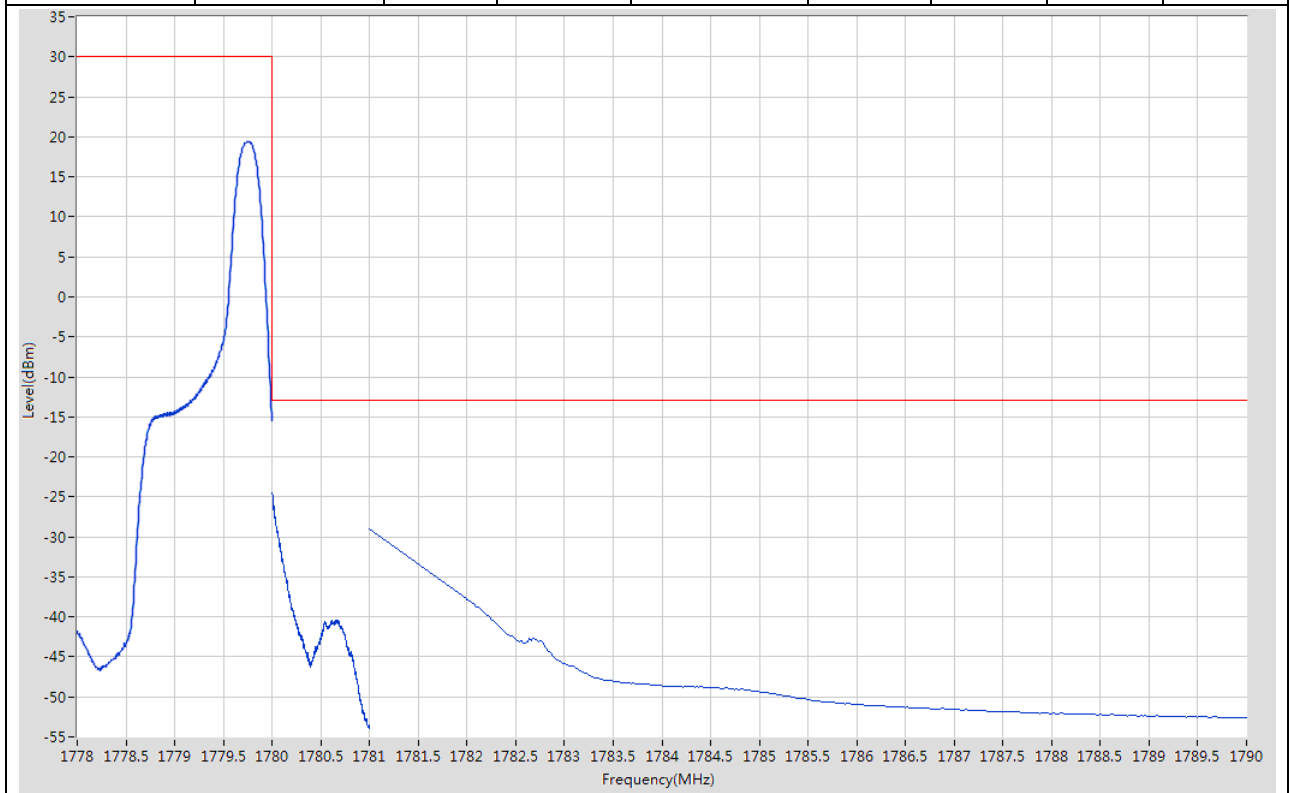
19.6. LTE Band Edge(NTNV)(Subtest:6, Channel:132665, Bandwidth:1.4, Modulation:QPSK, RB Number: 6, RB Position:HIGH)

| Start Frequency (MHz) | Stop Frequency (MHz) | RBW (MHz) | Detector | Frequency (MHz) | Power (dBm) | Limit (dBm) | Verdict | Sweep Point |
|-----------------------|----------------------|-----------|----------|-----------------|-------------|-------------|---------|-------------|
| 1778 | 1780 | 0.1 | RMS | 1779.38 | 12.07 | 30 | Pass | 401 |
| 1780 | 1781 | 0.02 | RMS | 1780 | -29.23 | -13 | Pass | 401 |
| 1781 | 1782 | 1 | RMS | 1781 | -21.78 | -13 | Pass | 2 |
| 1782 | 1790 | 1 | RMS | 1782 | -31.66 | -13 | Pass | 401 |



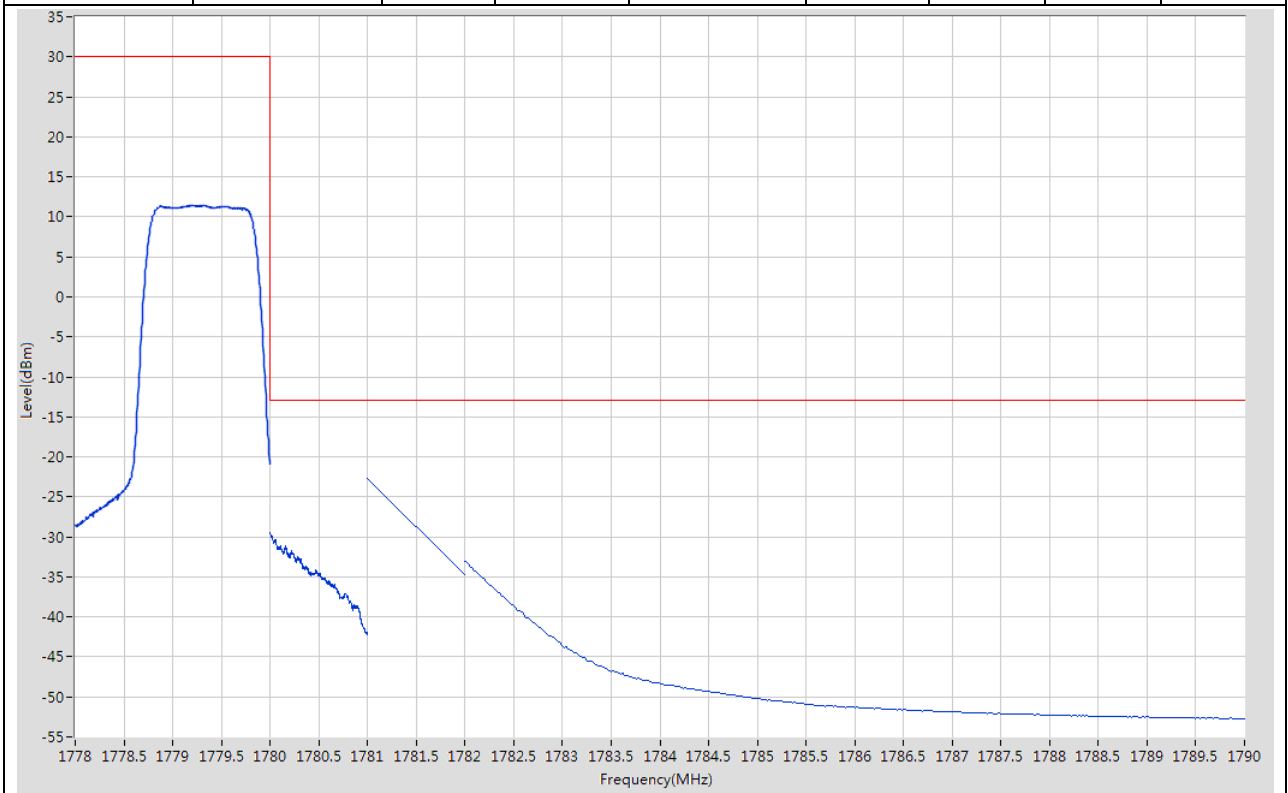
19.7. LTE Band Edge(NTNV)(Subtest:7, Channel:132665, Bandwidth:1.4, Modulation:Q16, RB Number: 1, RB Position:HIGH)

| Start Frequency (MHz) | Stop Frequency (MHz) | RBW (MHz) | Detector | Frequency (MHz) | Power (dBm) | Limit (dBm) | Verdict | Sweep Point |
|-----------------------|----------------------|-----------|----------|-----------------|-------------|-------------|---------|-------------|
| 1778 | 1780 | 0.1 | RMS | 1779.76 | 19.44 | 30 | Pass | 401 |
| 1780 | 1781 | 0.02 | RMS | 1780.003 | -24.47 | -13 | Pass | 401 |
| 1781 | 1782 | 1 | RMS | 1781 | -29.02 | -13 | Pass | 2 |
| 1782 | 1790 | 1 | RMS | 1782 | -37.81 | -13 | Pass | 401 |



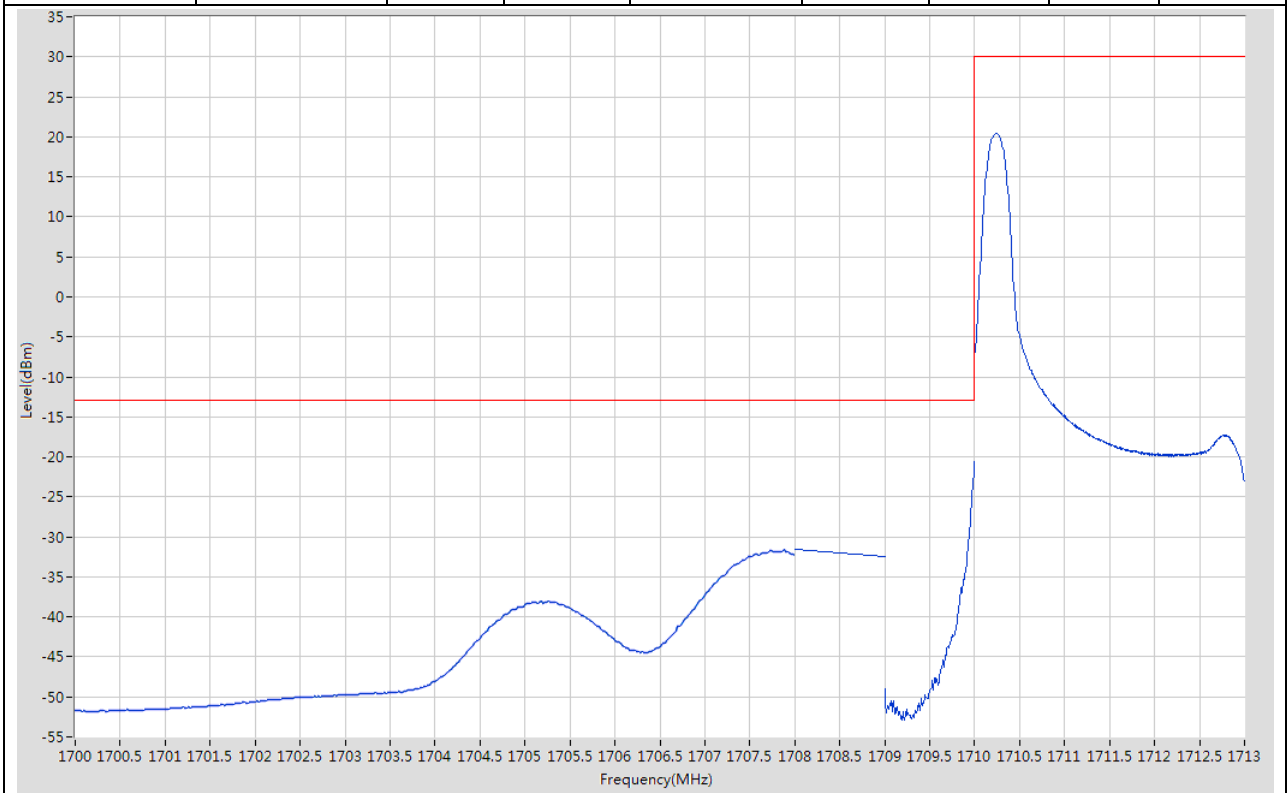
19.8. LTE Band Edge(NTNV)(Subtest:8, Channel:132665, Bandwidth:1.4, Modulation:Q16, RB Number: 6, RB Position:HIGH)

| Start Frequency (MHz) | Stop Frequency (MHz) | RBW (MHz) | Detector | Frequency (MHz) | Power (dBm) | Limit (dBm) | Verdict | Sweep Point |
|-----------------------|----------------------|-----------|----------|-----------------|-------------|-------------|---------|-------------|
| 1778 | 1780 | 0.1 | RMS | 1779.215 | 11.45 | 30 | Pass | 401 |
| 1780 | 1781 | 0.02 | RMS | 1780.003 | -29.51 | -13 | Pass | 401 |
| 1781 | 1782 | 1 | RMS | 1781 | -22.68 | -13 | Pass | 2 |
| 1782 | 1790 | 1 | RMS | 1782 | -33.11 | -13 | Pass | 401 |



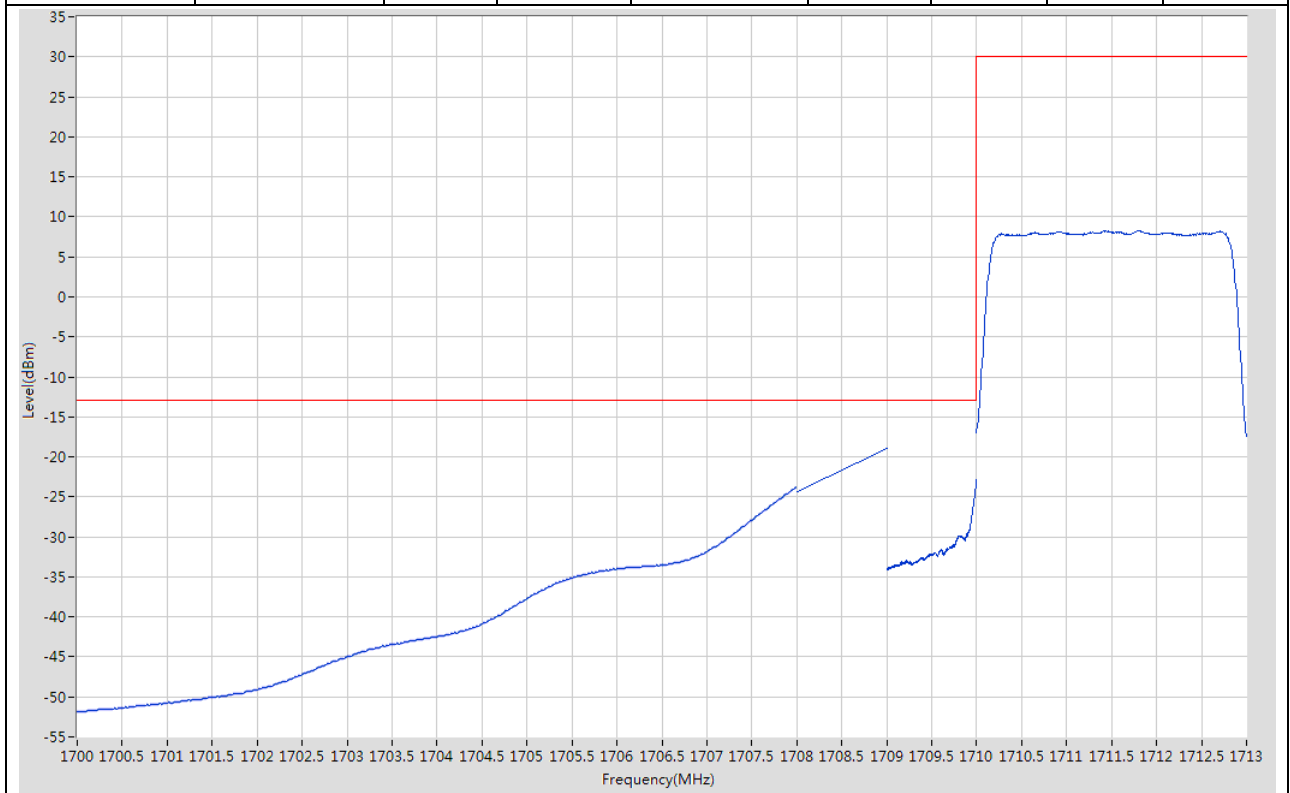
19.9. LTE Band Edge(NTNV)(Subtest:9, Channel:131987, Bandwidth:3, Modulation:QPSK, RB Number: 1, RB Position:LOW)

| Start Frequency (MHz) | Stop Frequency (MHz) | RBW (MHz) | Detector | Frequency (MHz) | Power (dBm) | Limit (dBm) | Verdict | Sweep Point |
|-----------------------|----------------------|-----------|----------|-----------------|-------------|-------------|---------|-------------|
| 1700 | 1708 | 1 | RMS | 1707.88 | -31.49 | -13 | Pass | 401 |
| 1708 | 1709 | 1 | RMS | 1708 | -31.63 | -13 | Pass | 2 |
| 1709 | 1710 | 0.01 | RMS | 1710 | -20.56 | -13 | Pass | 101 |
| 1710 | 1713 | 0.1 | RMS | 1710.233 | 20.39 | 30 | Pass | 401 |



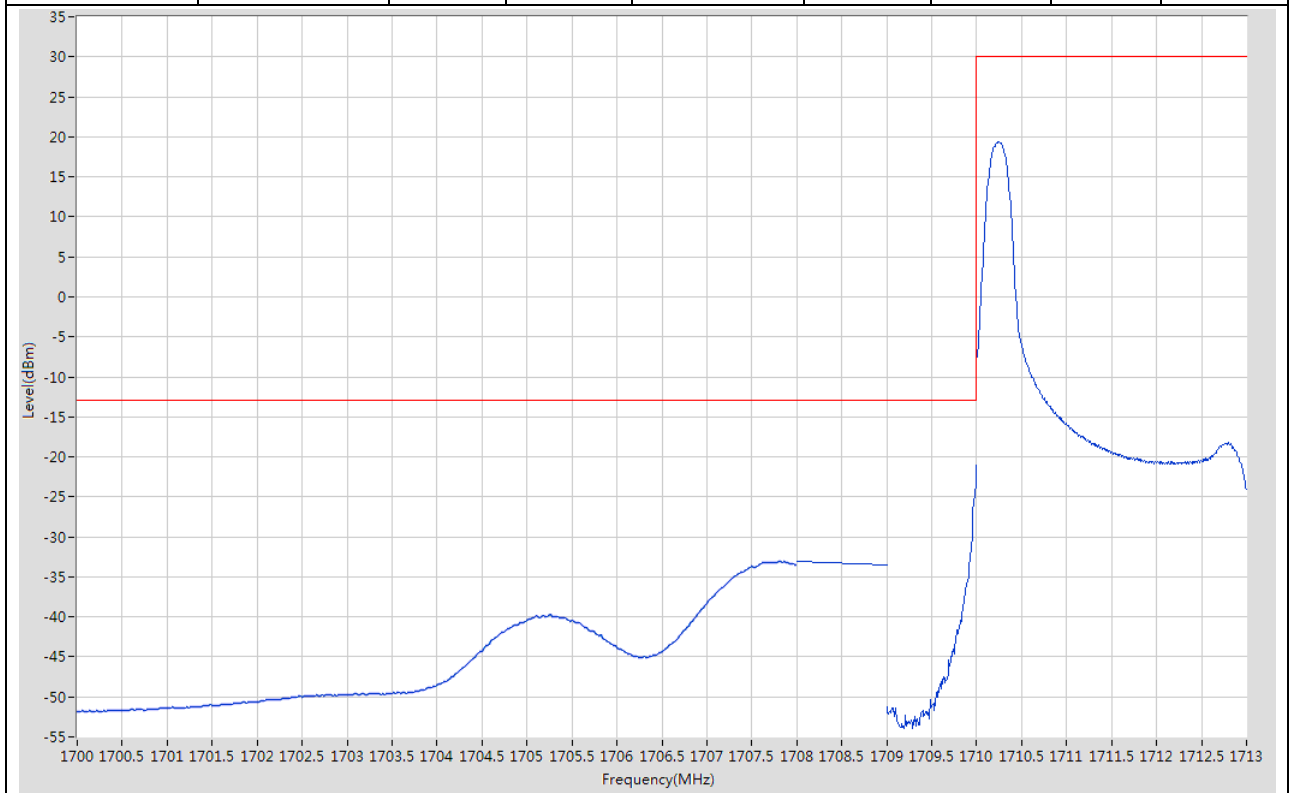
19.10. LTE Band Edge(NTNV)(Subtest:10, Channel:131987, Bandwidth:3, Modulation:QPSK, RB Number: 15, RB Position:LOW)

| Start Frequency (MHz) | Stop Frequency (MHz) | RBW (MHz) | Detector | Frequency (MHz) | Power (dBm) | Limit (dBm) | Verdict | Sweep Point |
|-----------------------|----------------------|-----------|----------|-----------------|-------------|-------------|---------|-------------|
| 1700 | 1708 | 1 | RMS | 1708 | -23.82 | -13 | Pass | 401 |
| 1708 | 1709 | 1 | RMS | 1709 | -18.91 | -13 | Pass | 2 |
| 1709 | 1710 | 0.03 | RMS | 1710 | -22.81 | -13 | Pass | 401 |
| 1710 | 1713 | 0.1 | RMS | 1711.815 | 8.27 | 30 | Pass | 401 |



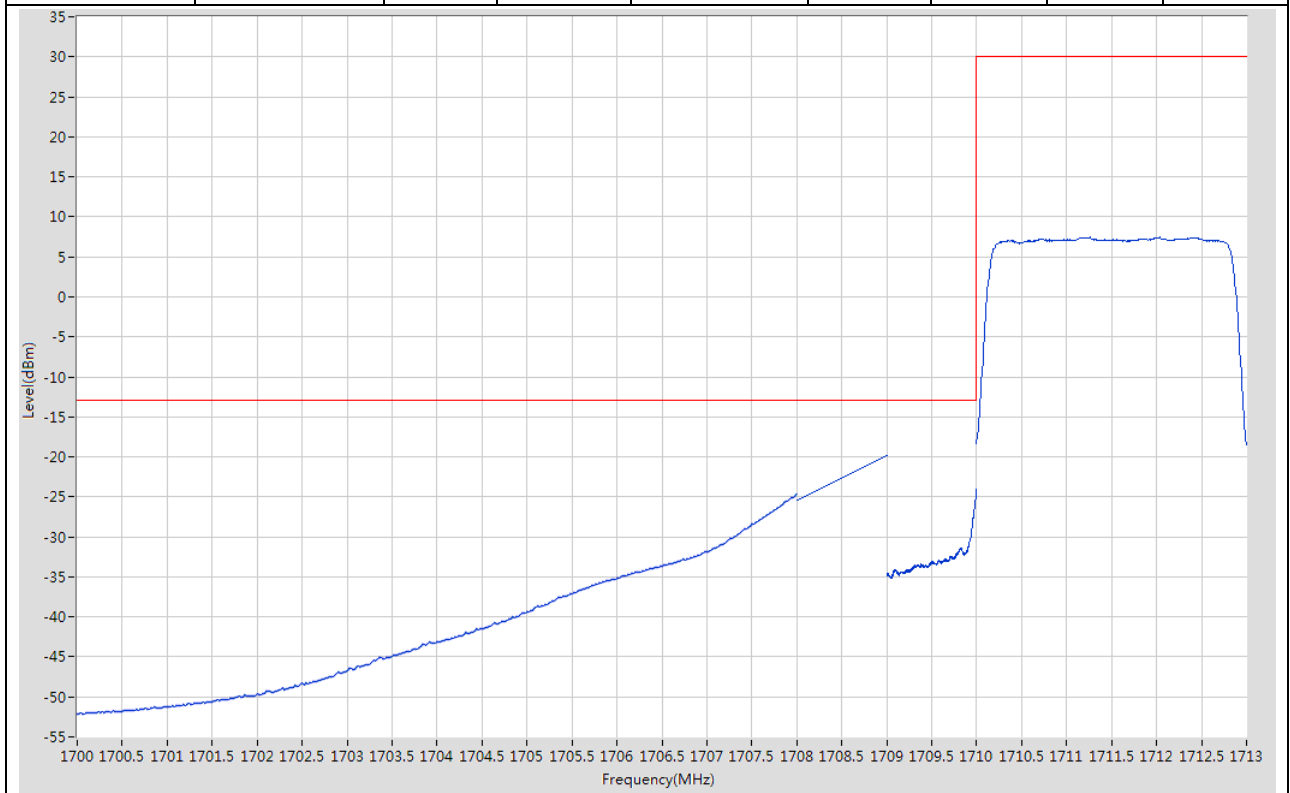
19.11. LTE Band Edge(NTNV)(Subtest:11, Channel:131987, Bandwidth:3, Modulation:Q16, RB Number: 1, RB Position:LOW)

| Start Frequency (MHz) | Stop Frequency (MHz) | RBW (MHz) | Detector | Frequency (MHz) | Power (dBm) | Limit (dBm) | Verdict | Sweep Point |
|-----------------------|----------------------|-----------|----------|-----------------|-------------|-------------|---------|-------------|
| 1700 | 1708 | 1 | RMS | 1707.86 | -33.09 | -13 | Pass | 401 |
| 1708 | 1709 | 1 | RMS | 1708 | -33.03 | -13 | Pass | 2 |
| 1709 | 1710 | 0.01 | RMS | 1710 | -21.07 | -13 | Pass | 101 |
| 1710 | 1713 | 0.1 | RMS | 1710.24 | 19.39 | 30 | Pass | 401 |



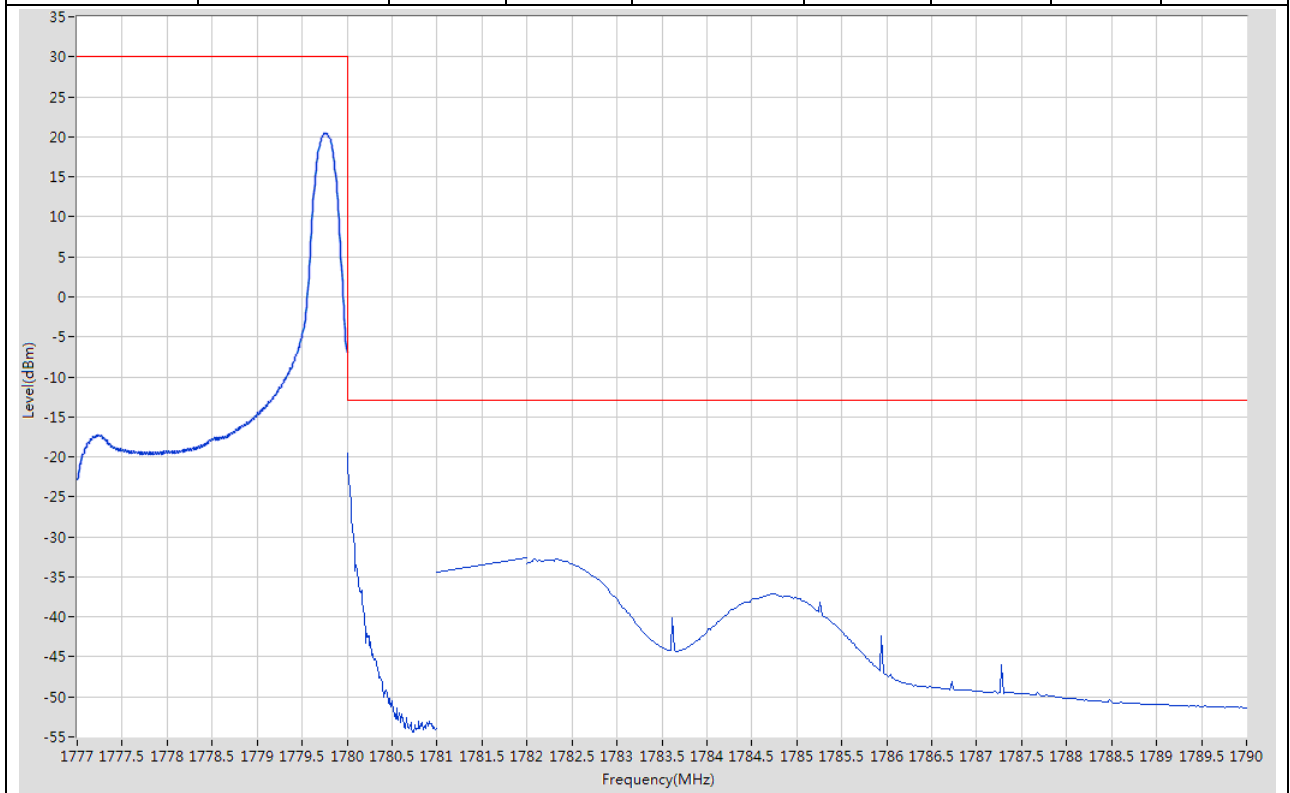
19.12. LTE Band Edge(NTNV)(Subtest:12, Channel:131987, Bandwidth:3, Modulation:Q16, RB Number: 15, RB Position:LOW)

| Start Frequency (MHz) | Stop Frequency (MHz) | RBW (MHz) | Detector | Frequency (MHz) | Power (dBm) | Limit (dBm) | Verdict | Sweep Point |
|-----------------------|----------------------|-----------|----------|-----------------|-------------|-------------|---------|-------------|
| 1700 | 1708 | 1 | RMS | 1708 | -24.44 | -13 | Pass | 401 |
| 1708 | 1709 | 1 | RMS | 1709 | -19.86 | -13 | Pass | 2 |
| 1709 | 1710 | 0.03 | RMS | 1710 | -24.07 | -13 | Pass | 401 |
| 1710 | 1713 | 0.1 | RMS | 1712.033 | 7.45 | 30 | Pass | 401 |



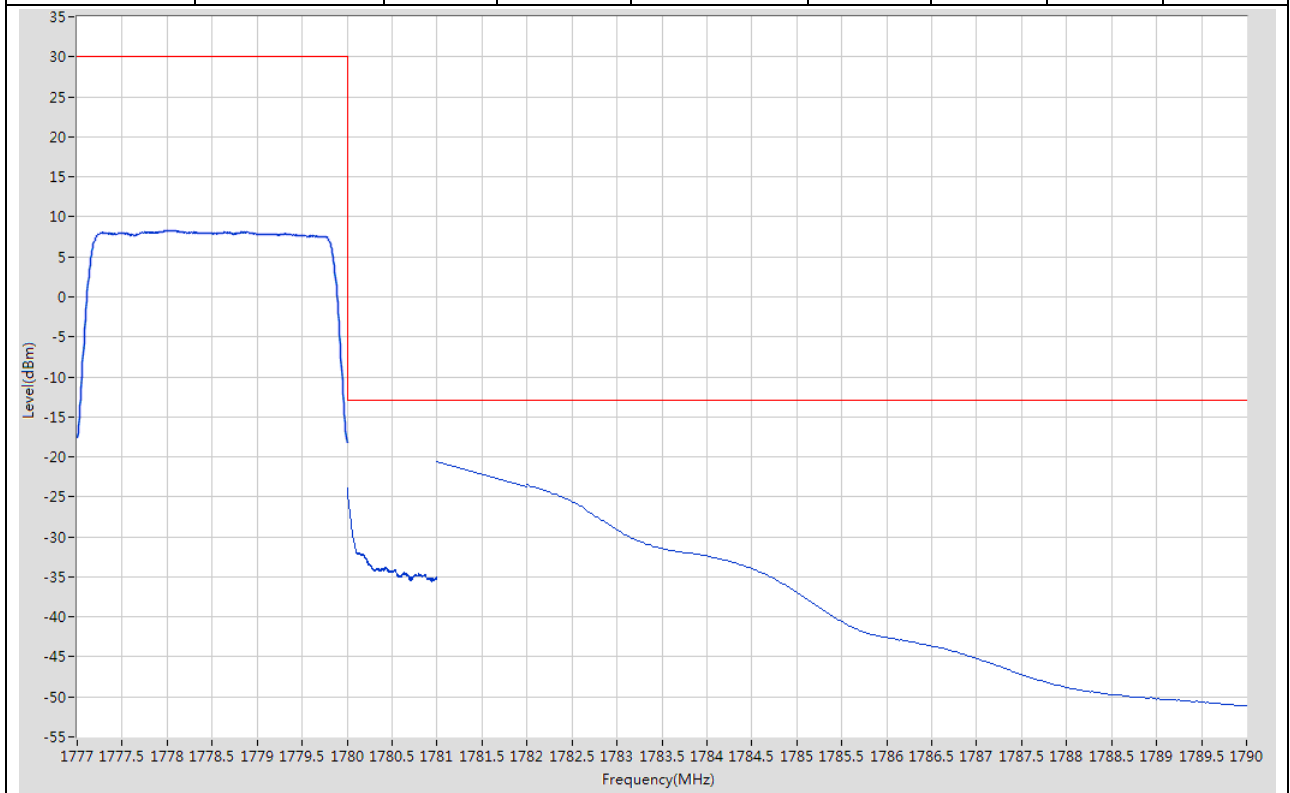
19.13. LTE Band Edge(NTNV)(Subtest:13, Channel:132657, Bandwidth:3, Modulation:QPSK, RB Number: 1, RB Position:HIGH)

| Start Frequency (MHz) | Stop Frequency (MHz) | RBW (MHz) | Detector | Frequency (MHz) | Power (dBm) | Limit (dBm) | Verdict | Sweep Point |
|-----------------------|----------------------|-----------|----------|-----------------|-------------|-------------|---------|-------------|
| 1777 | 1780 | 0.1 | RMS | 1779.768 | 20.4 | 30 | Pass | 401 |
| 1780 | 1781 | 0.01 | RMS | 1780 | -19.47 | -13 | Pass | 101 |
| 1781 | 1782 | 1 | RMS | 1782 | -32.67 | -13 | Pass | 2 |
| 1782 | 1790 | 1 | RMS | 1782.34 | -32.71 | -13 | Pass | 401 |



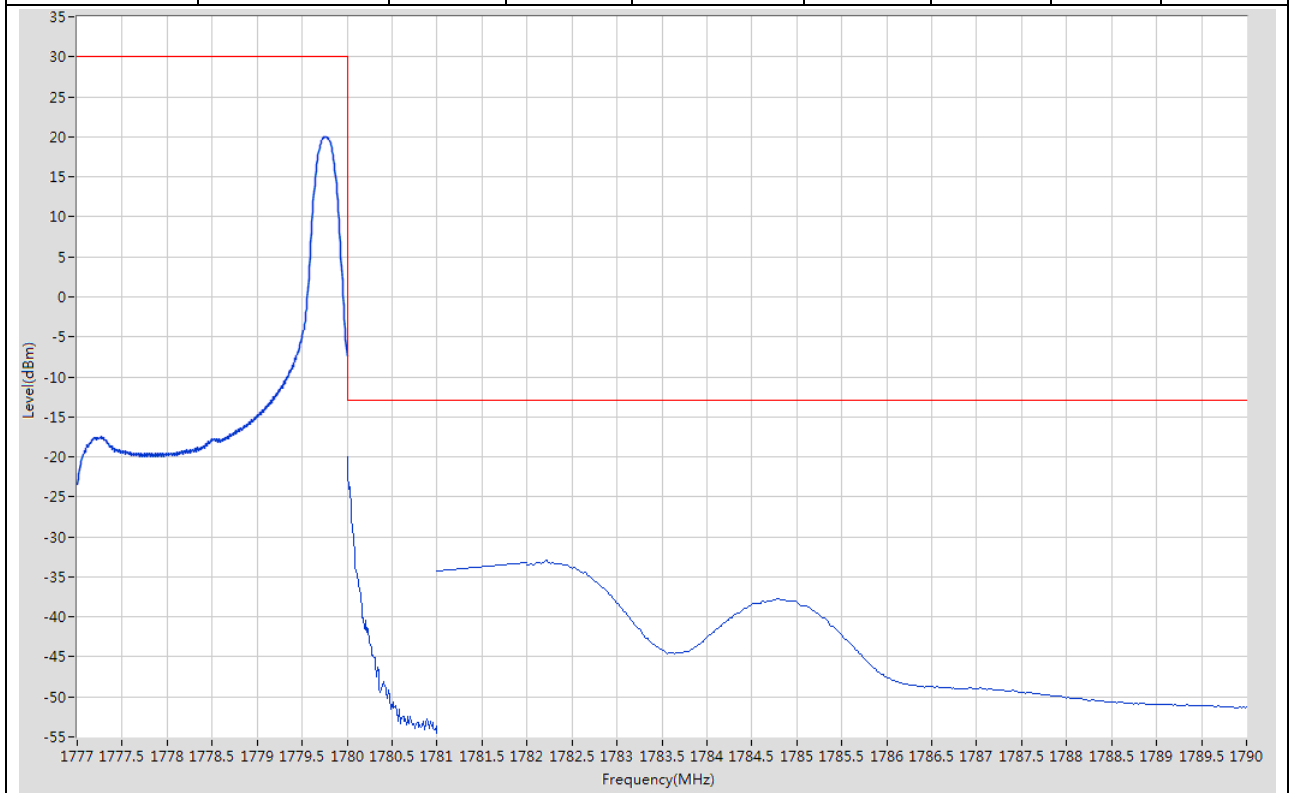
19.14. LTE Band Edge(NTNV)(Subtest:14, Channel:132657, Bandwidth:3, Modulation:QPSK, RB Number: 15, RB Position:HIGH)

| Start Frequency (MHz) | Stop Frequency (MHz) | RBW (MHz) | Detector | Frequency (MHz) | Power (dBm) | Limit (dBm) | Verdict | Sweep Point |
|-----------------------|----------------------|-----------|----------|-----------------|-------------|-------------|---------|-------------|
| 1777 | 1780 | 0.1 | RMS | 1778.065 | 8.31 | 30 | Pass | 401 |
| 1780 | 1781 | 0.03 | RMS | 1780 | -23.84 | -13 | Pass | 401 |
| 1781 | 1782 | 1 | RMS | 1781 | -20.55 | -13 | Pass | 2 |
| 1782 | 1790 | 1 | RMS | 1782 | -23.48 | -13 | Pass | 401 |



19.15. LTE Band Edge(NTNV)(Subtest:15, Channel:132657, Bandwidth:3, Modulation:Q16, RB Number: 1, RB Position:HIGH)

| Start Frequency (MHz) | Stop Frequency (MHz) | RBW (MHz) | Detector | Frequency (MHz) | Power (dBm) | Limit (dBm) | Verdict | Sweep Point |
|-----------------------|----------------------|-----------|----------|-----------------|-------------|-------------|---------|-------------|
| 1777 | 1780 | 0.1 | RMS | 1779.753 | 20.03 | 30 | Pass | 401 |
| 1780 | 1781 | 0.01 | RMS | 1780 | -20 | -13 | Pass | 101 |
| 1781 | 1782 | 1 | RMS | 1782 | -33.23 | -13 | Pass | 2 |
| 1782 | 1790 | 1 | RMS | 1782.22 | -32.86 | -13 | Pass | 401 |



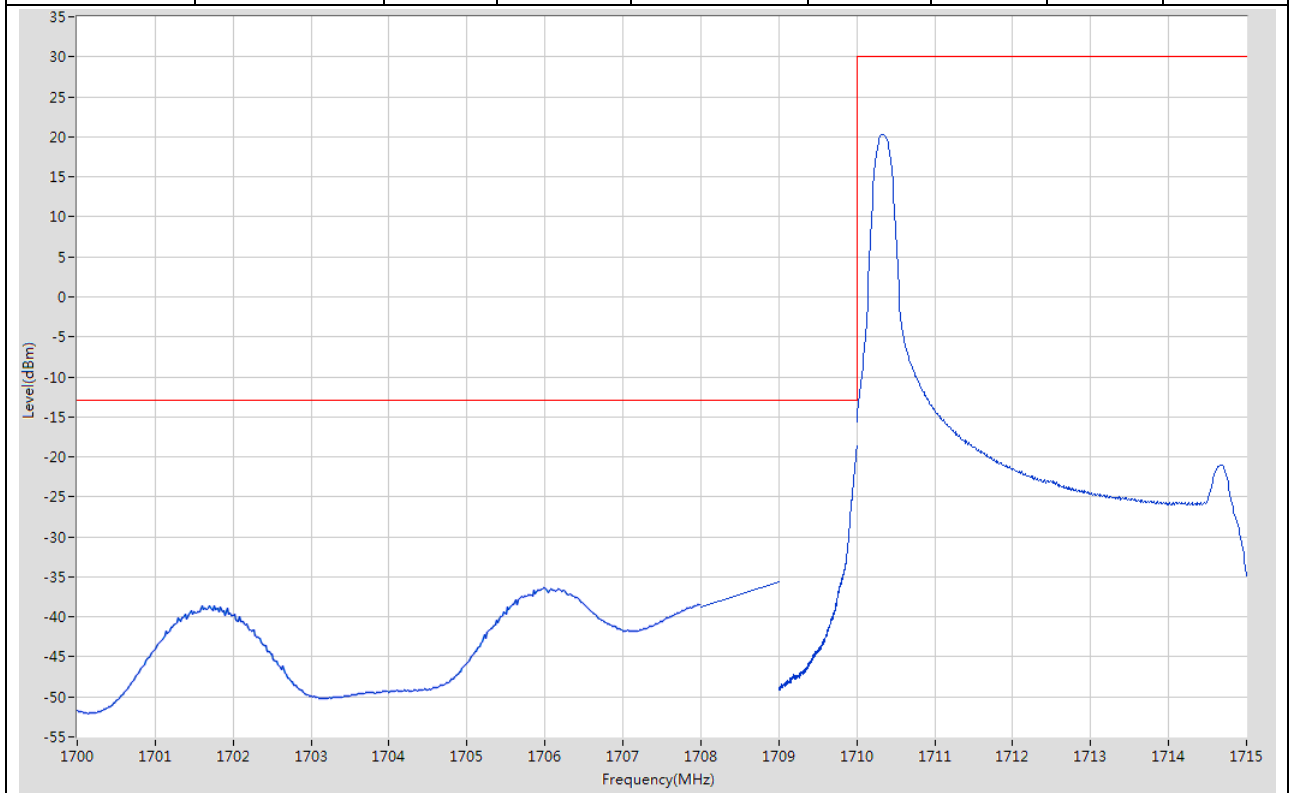
19.16. LTE Band Edge(NTNV)(Subtest:16, Channel:132657, Bandwidth:3, Modulation:Q16, RB Number: 15, RB Position:HIGH)

| Start Frequency (MHz) | Stop Frequency (MHz) | RBW (MHz) | Detector | Frequency (MHz) | Power (dBm) | Limit (dBm) | Verdict | Sweep Point |
|-----------------------|----------------------|-----------|----------|-----------------|-------------|-------------|---------|-------------|
| 1777 | 1780 | 0.1 | RMS | 1777.975 | 7.32 | 30 | Pass | 401 |
| 1780 | 1781 | 0.03 | RMS | 1780.003 | -24.33 | -13 | Pass | 401 |
| 1781 | 1782 | 1 | RMS | 1781 | -21.33 | -13 | Pass | 2 |
| 1782 | 1790 | 1 | RMS | 1782 | -24.71 | -13 | Pass | 401 |



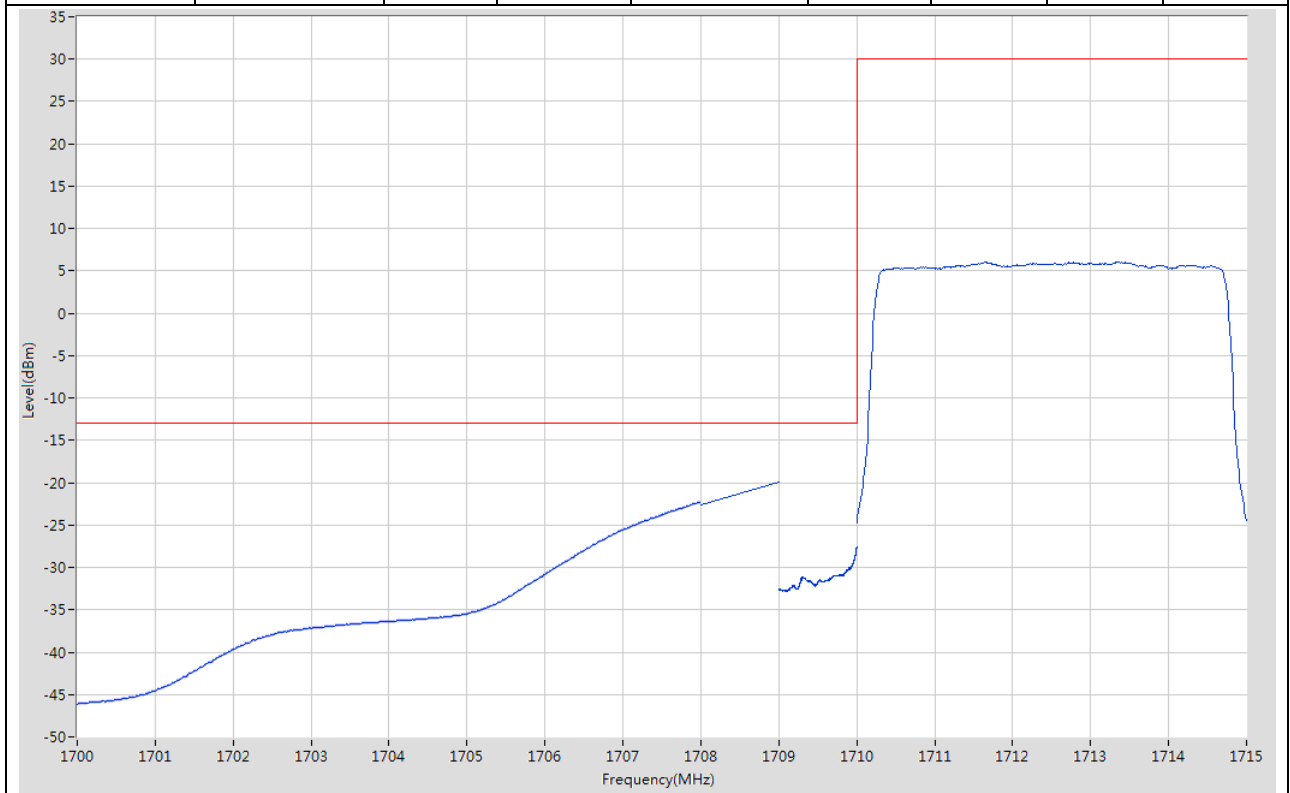
19.17. LTE Band Edge(NTNV)(Subtest:17, Channel:131997, Bandwidth:5, Modulation:QPSK, RB Number: 1, RB Position:LOW)

| Start Frequency (MHz) | Stop Frequency (MHz) | RBW (MHz) | Detector | Frequency (MHz) | Power (dBm) | Limit (dBm) | Verdict | Sweep Point |
|-----------------------|----------------------|-----------|----------|-----------------|-------------|-------------|---------|-------------|
| 1700 | 1708 | 1 | RMS | 1706 | -36.34 | -13 | Pass | 401 |
| 1708 | 1709 | 1 | RMS | 1709 | -35.65 | -13 | Pass | 2 |
| 1709 | 1710 | 0.051 | RMS | 1710 | -18.59 | -13 | Pass | 401 |
| 1710 | 1715 | 0.1 | RMS | 1710.338 | 20.32 | 30 | Pass | 401 |



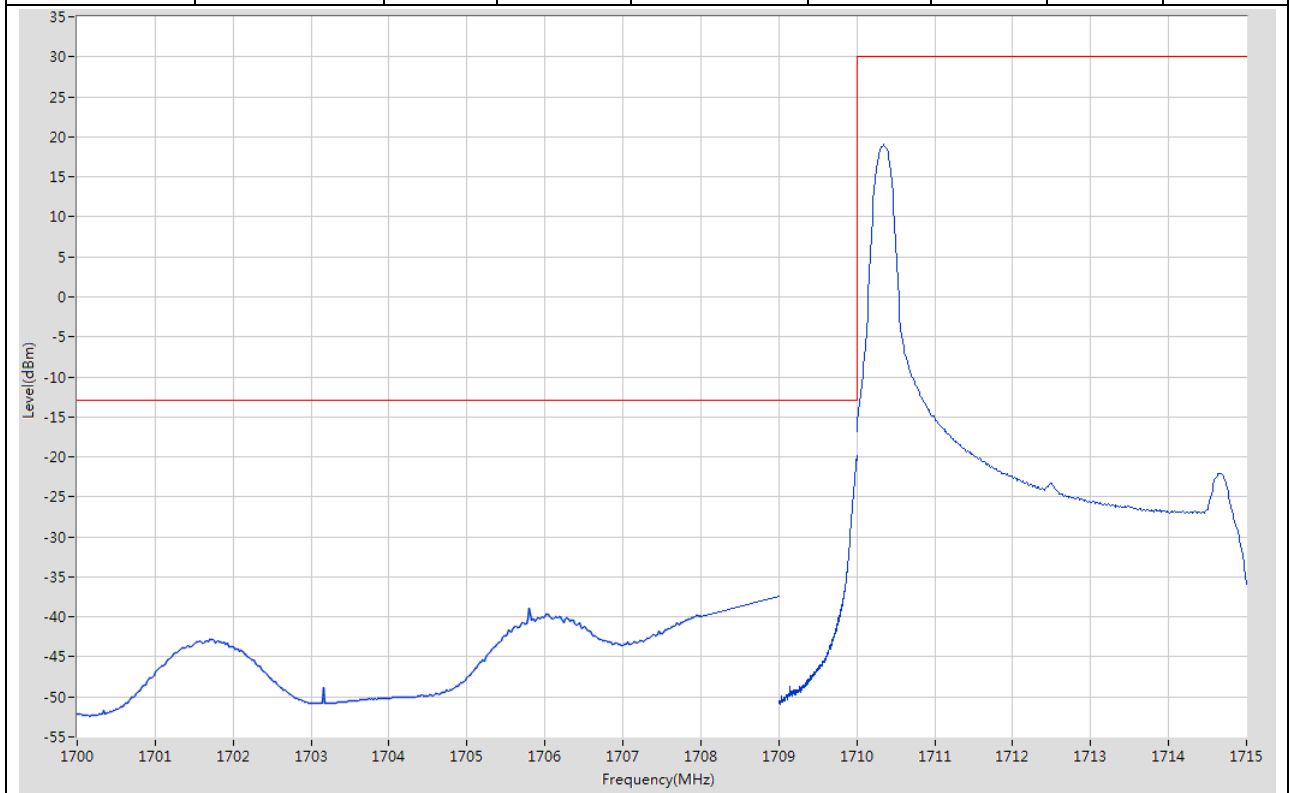
19.18. LTE Band Edge(NTNV)(Subtest:18, Channel:131997, Bandwidth:5, Modulation:QPSK, RB Number: 25, RB Position:LOW)

| Start Frequency (MHz) | Stop Frequency (MHz) | RBW (MHz) | Detector | Frequency (MHz) | Power (dBm) | Limit (dBm) | Verdict | Sweep Point |
|-----------------------|----------------------|-----------|----------|-----------------|-------------|-------------|---------|-------------|
| 1700 | 1708 | 1 | RMS | 1708 | -22.26 | -13 | Pass | 401 |
| 1708 | 1709 | 1 | RMS | 1709 | -19.95 | -13 | Pass | 2 |
| 1709 | 1710 | 0.051 | RMS | 1710 | -27.56 | -13 | Pass | 401 |
| 1710 | 1715 | 0.1 | RMS | 1712.725 | 6.07 | 30 | Pass | 401 |



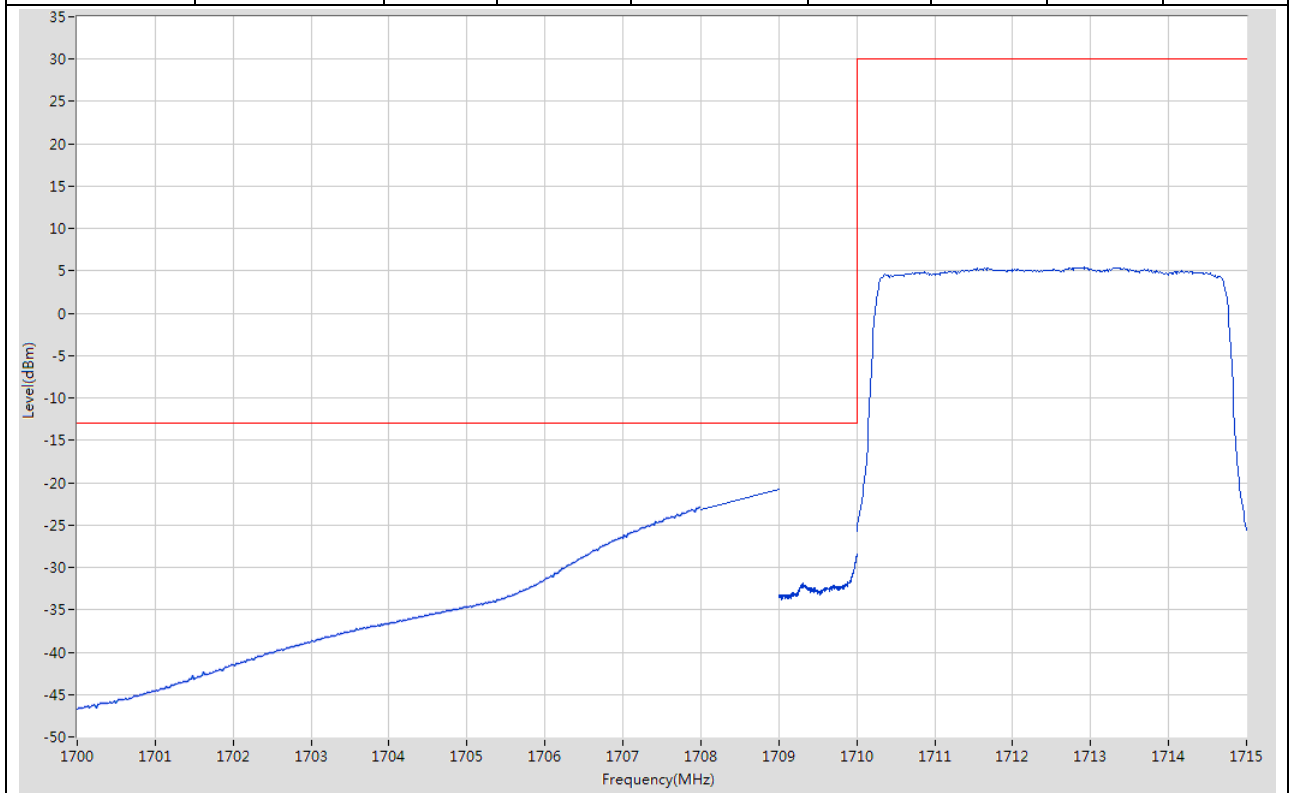
19.19. LTE Band Edge(NTNV)(Subtest:19, Channel:131997, Bandwidth:5, Modulation:Q16, RB Number: 1, RB Position:LOW)

| Start Frequency (MHz) | Stop Frequency (MHz) | RBW (MHz) | Detector | Frequency (MHz) | Power (dBm) | Limit (dBm) | Verdict | Sweep Point |
|-----------------------|----------------------|-----------|----------|-----------------|-------------|-------------|---------|-------------|
| 1700 | 1708 | 1 | RMS | 1705.8 | -38.91 | -13 | Pass | 401 |
| 1708 | 1709 | 1 | RMS | 1709 | -37.43 | -13 | Pass | 2 |
| 1709 | 1710 | 0.051 | RMS | 1710 | -19.77 | -13 | Pass | 401 |
| 1710 | 1715 | 0.1 | RMS | 1710.35 | 19.02 | 30 | Pass | 401 |



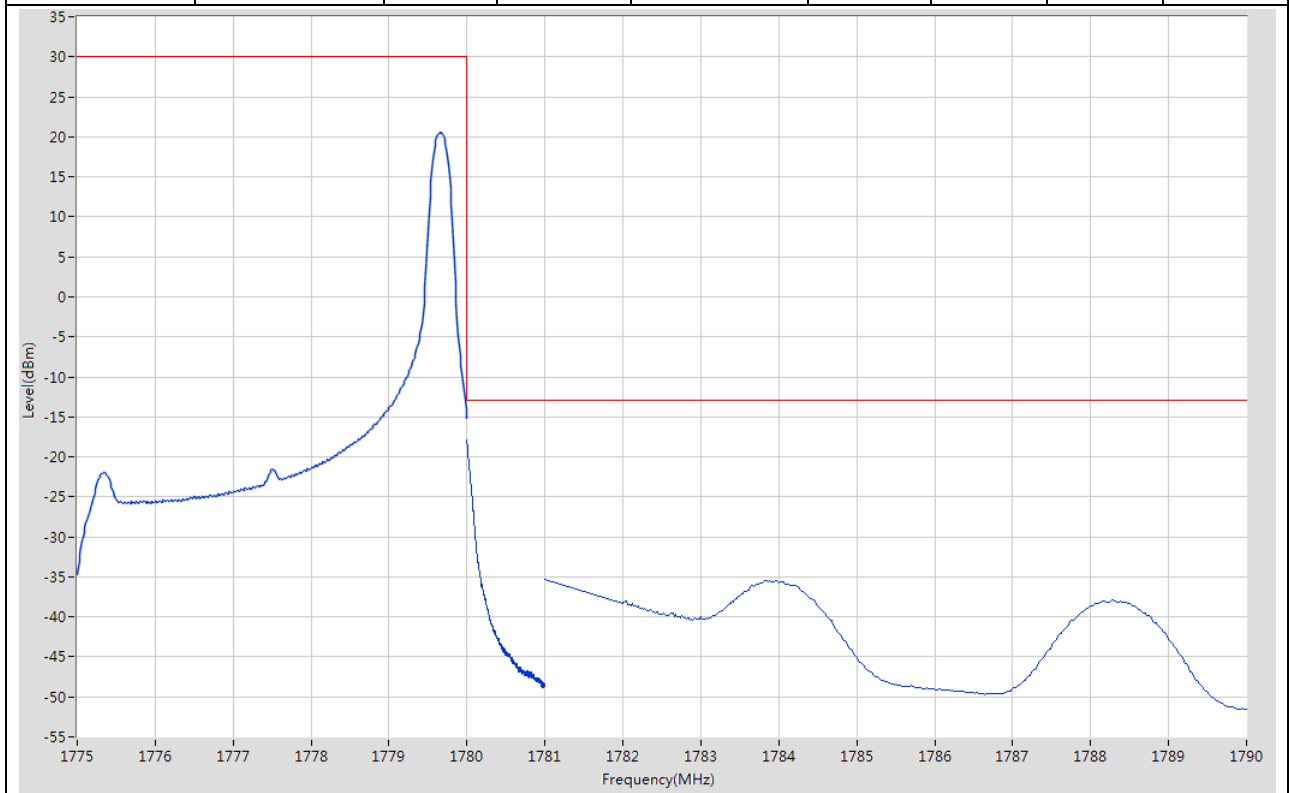
19.20. LTE Band Edge(NTNV)(Subtest:20, Channel:131997, Bandwidth:5, Modulation:Q16, RB Number: 25, RB Position:LOW)

| Start Frequency (MHz) | Stop Frequency (MHz) | RBW (MHz) | Detector | Frequency (MHz) | Power (dBm) | Limit (dBm) | Verdict | Sweep Point |
|-----------------------|----------------------|-----------|----------|-----------------|-------------|-------------|---------|-------------|
| 1700 | 1708 | 1 | RMS | 1708 | -22.91 | -13 | Pass | 401 |
| 1708 | 1709 | 1 | RMS | 1709 | -20.74 | -13 | Pass | 2 |
| 1709 | 1710 | 0.051 | RMS | 1710 | -28.49 | -13 | Pass | 401 |
| 1710 | 1715 | 0.1 | RMS | 1712.913 | 5.42 | 30 | Pass | 401 |



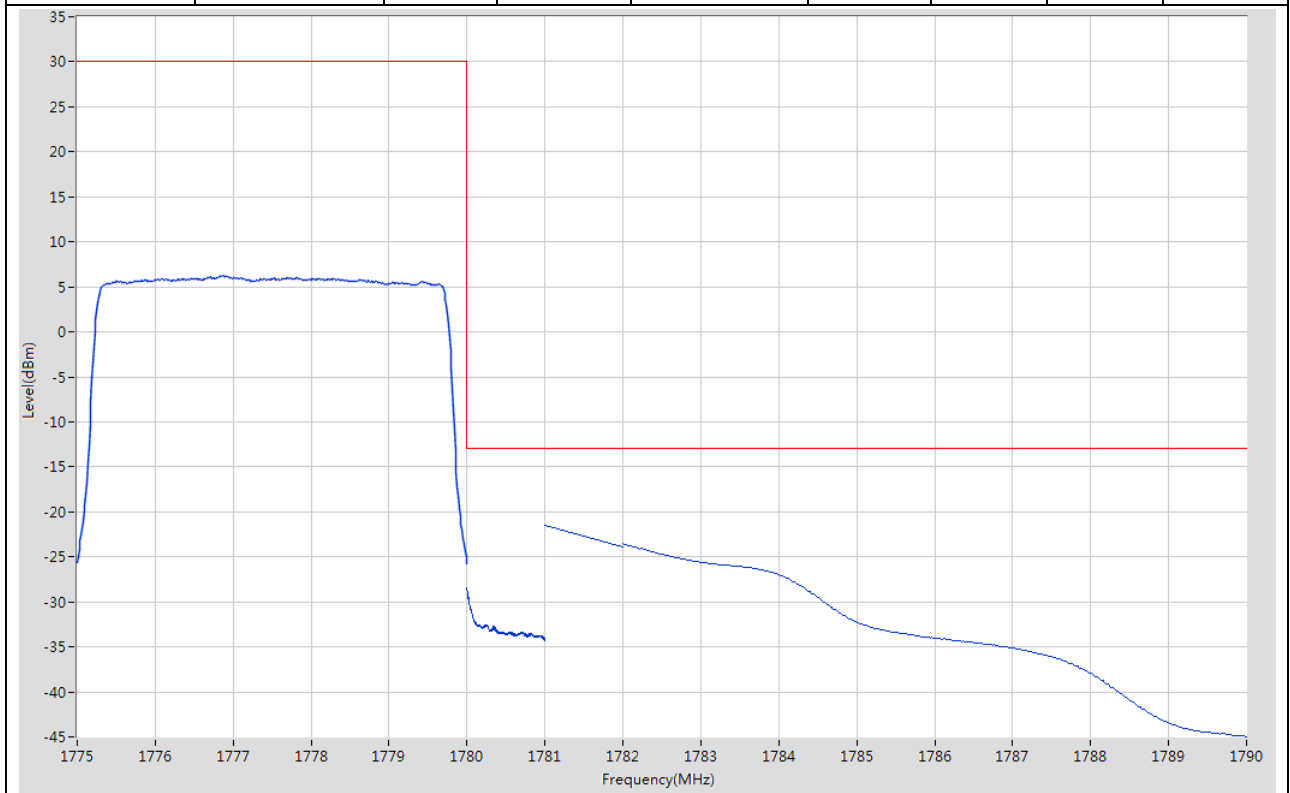
19.21. LTE Band Edge(NTNV)(Subtest:21, Channel:132647, Bandwidth:5, Modulation:QPSK, RB Number: 1, RB Position:HIGH)

| Start Frequency (MHz) | Stop Frequency (MHz) | RBW (MHz) | Detector | Frequency (MHz) | Power (dBm) | Limit (dBm) | Verdict | Sweep Point |
|-----------------------|----------------------|-----------|----------|-----------------|-------------|-------------|---------|-------------|
| 1775 | 1780 | 0.1 | RMS | 1779.65 | 20.57 | 30 | Pass | 401 |
| 1780 | 1781 | 0.051 | RMS | 1780 | -17.95 | -13 | Pass | 401 |
| 1781 | 1782 | 1 | RMS | 1781 | -35.24 | -13 | Pass | 2 |
| 1782 | 1790 | 1 | RMS | 1783.88 | -35.46 | -13 | Pass | 401 |



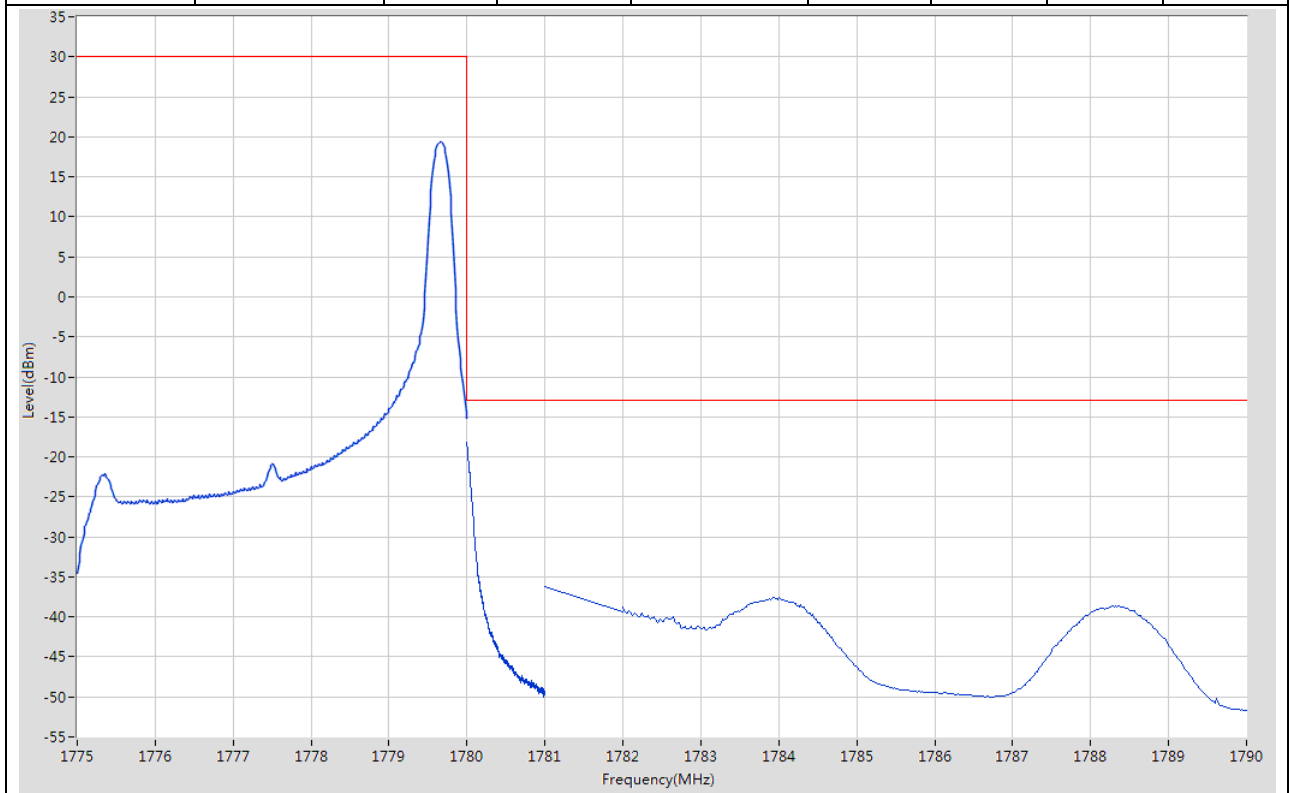
19.22. LTE Band Edge(NTNV)(Subtest:22, Channel:132647, Bandwidth:5, Modulation:QPSK, RB Number: 25, RB Position:HIGH)

| Start Frequency (MHz) | Stop Frequency (MHz) | RBW (MHz) | Detector | Frequency (MHz) | Power (dBm) | Limit (dBm) | Verdict | Sweep Point |
|-----------------------|----------------------|-----------|----------|-----------------|-------------|-------------|---------|-------------|
| 1775 | 1780 | 0.1 | RMS | 1776.863 | 6.24 | 30 | Pass | 401 |
| 1780 | 1781 | 0.051 | RMS | 1780 | -28.41 | -13 | Pass | 401 |
| 1781 | 1782 | 1 | RMS | 1781 | -21.48 | -13 | Pass | 2 |
| 1782 | 1790 | 1 | RMS | 1782 | -23.51 | -13 | Pass | 401 |



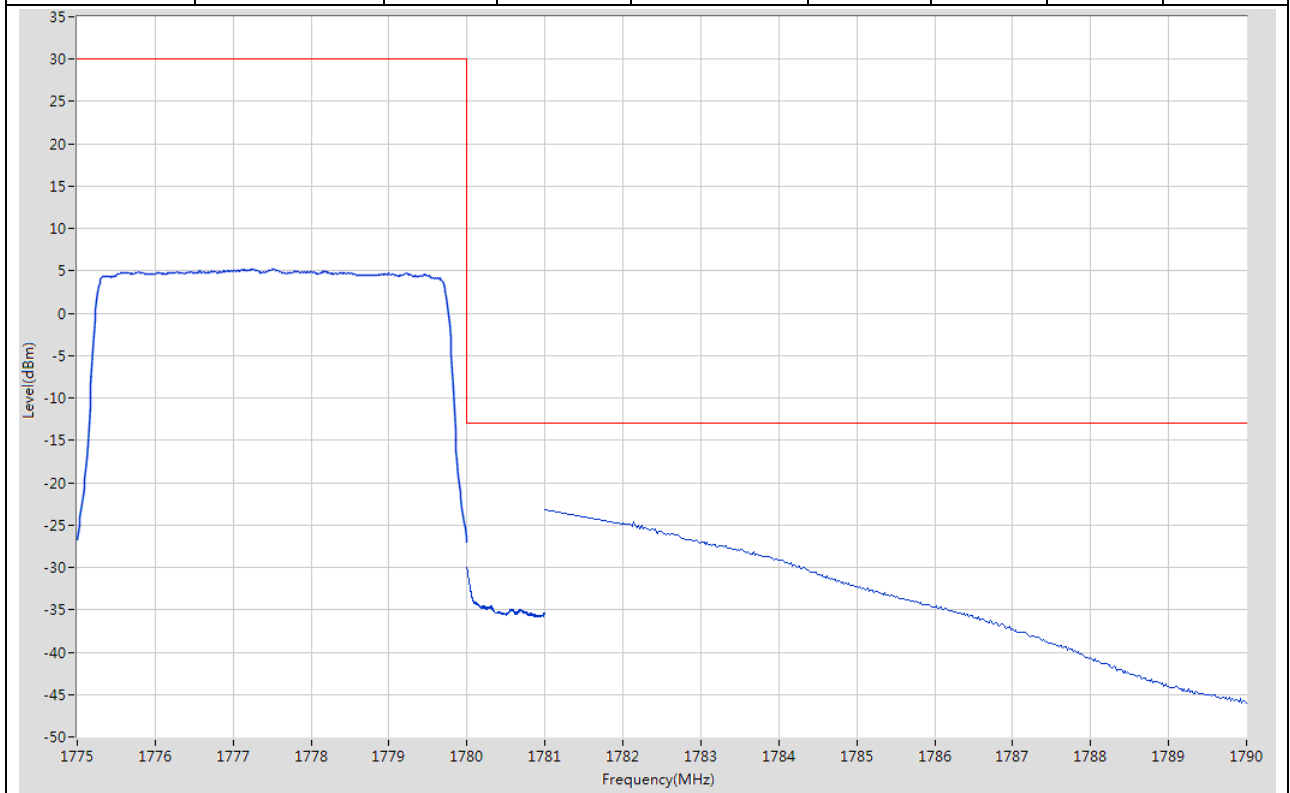
19.23. LTE Band Edge(NTNV)(Subtest:23, Channel:132647, Bandwidth:5, Modulation:Q16, RB Number: 1, RB Position:HIGH)

| Start Frequency (MHz) | Stop Frequency (MHz) | RBW (MHz) | Detector | Frequency (MHz) | Power (dBm) | Limit (dBm) | Verdict | Sweep Point |
|-----------------------|----------------------|-----------|----------|-----------------|-------------|-------------|---------|-------------|
| 1775 | 1780 | 0.1 | RMS | 1779.65 | 19.43 | 30 | Pass | 401 |
| 1780 | 1781 | 0.051 | RMS | 1780 | -18.23 | -13 | Pass | 401 |
| 1781 | 1782 | 1 | RMS | 1781 | -36.26 | -13 | Pass | 2 |
| 1782 | 1790 | 1 | RMS | 1783.92 | -37.55 | -13 | Pass | 401 |



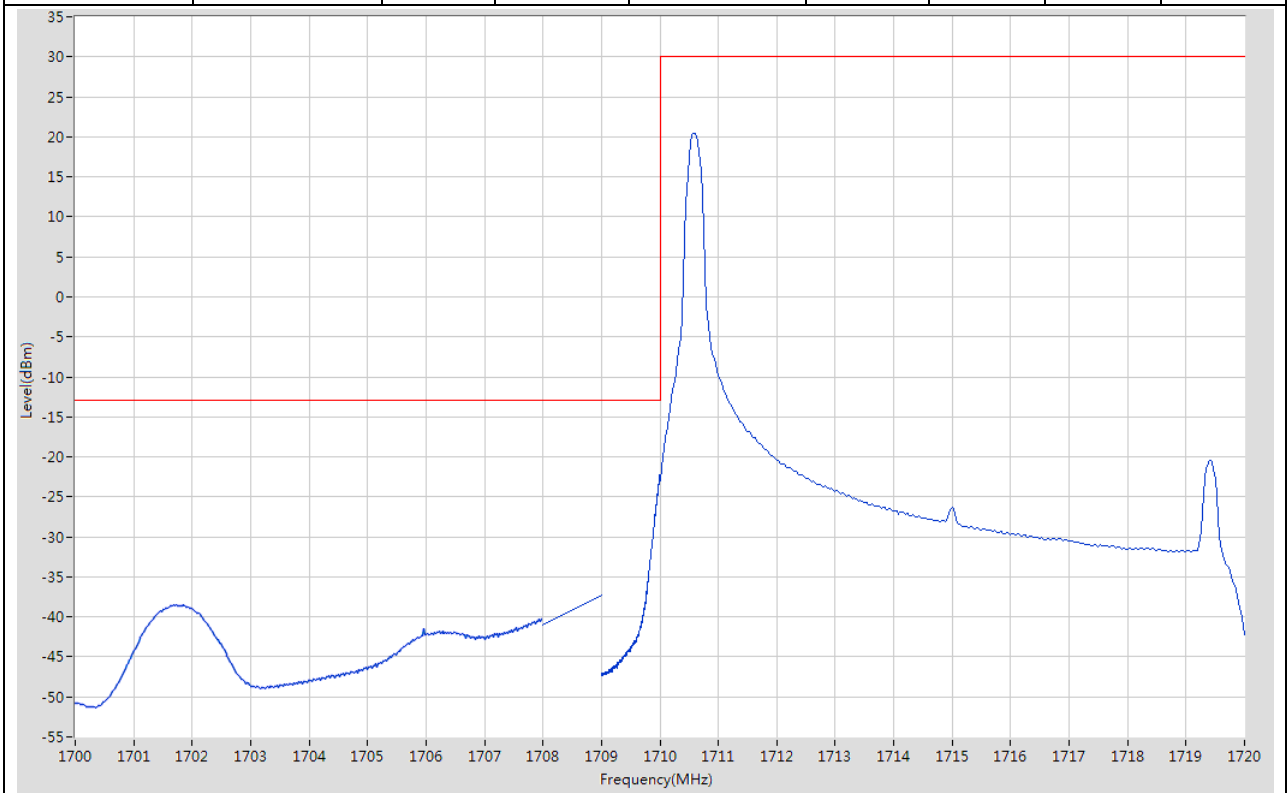
19.24. LTE Band Edge(NTNV)(Subtest:24, Channel:132647, Bandwidth:5, Modulation:Q16, RB Number: 25, RB Position:HIGH)

| Start Frequency (MHz) | Stop Frequency (MHz) | RBW (MHz) | Detector | Frequency (MHz) | Power (dBm) | Limit (dBm) | Verdict | Sweep Point |
|-----------------------|----------------------|-----------|----------|-----------------|-------------|-------------|---------|-------------|
| 1775 | 1780 | 0.1 | RMS | 1777.25 | 5.27 | 30 | Pass | 401 |
| 1780 | 1781 | 0.051 | RMS | 1780 | -29.93 | -13 | Pass | 401 |
| 1781 | 1782 | 1 | RMS | 1781 | -23.12 | -13 | Pass | 2 |
| 1782 | 1790 | 1 | RMS | 1782.14 | -24.61 | -13 | Pass | 401 |



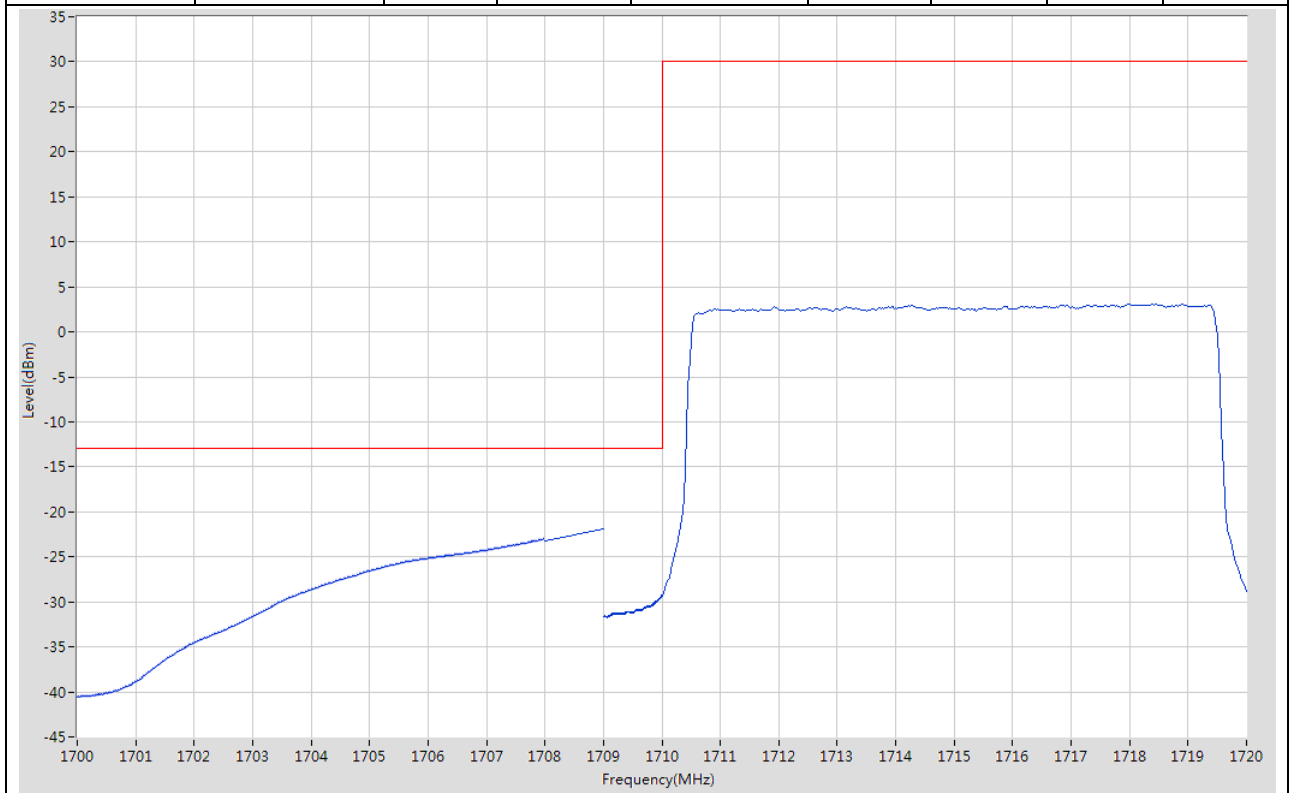
19.25. LTE Band Edge(NTNV)(Subtest:25, Channel:132022, Bandwidth:10, Modulation:QPSK, RB Number: 1, RB Position:LOW)

| Start Frequency (MHz) | Stop Frequency (MHz) | RBW (MHz) | Detector | Frequency (MHz) | Power (dBm) | Limit (dBm) | Verdict | Sweep Point |
|-----------------------|----------------------|-----------|----------|-----------------|-------------|-------------|---------|-------------|
| 1700 | 1708 | 1 | RMS | 1701.72 | -38.4 | -13 | Pass | 401 |
| 1708 | 1709 | 1 | RMS | 1709 | -37.22 | -13 | Pass | 2 |
| 1709 | 1710 | 0.1 | RMS | 1710 | -22.25 | -13 | Pass | 401 |
| 1710 | 1720 | 0.1 | RMS | 1710.6 | 20.47 | 30 | Pass | 401 |



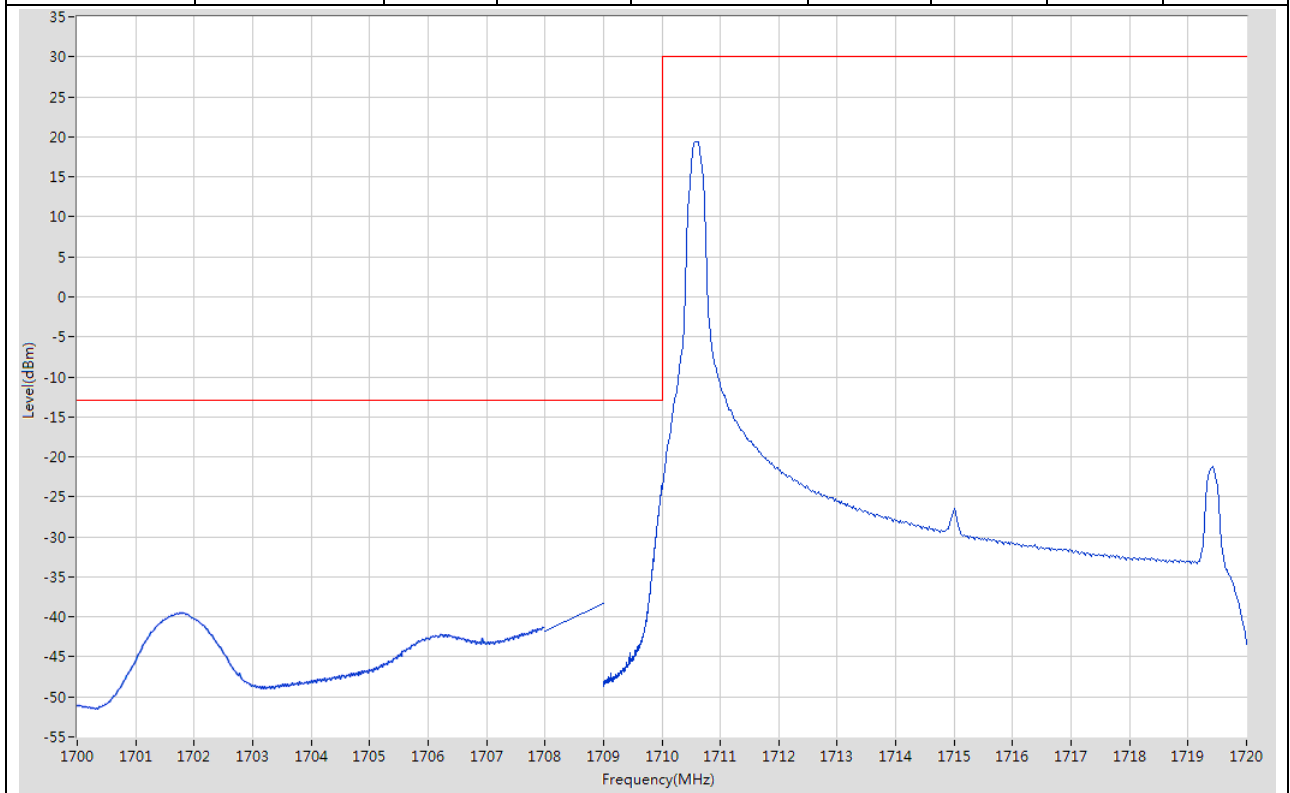
19.26. LTE Band Edge(NTNV)(Subtest:26, Channel:132022, Bandwidth:10, Modulation:QPSK, RB Number: 50, RB Position:LOW)

| Start Frequency (MHz) | Stop Frequency (MHz) | RBW (MHz) | Detector | Frequency (MHz) | Power (dBm) | Limit (dBm) | Verdict | Sweep Point |
|-----------------------|----------------------|-----------|----------|-----------------|-------------|-------------|---------|-------------|
| 1700 | 1708 | 1 | RMS | 1708 | -23 | -13 | Pass | 401 |
| 1708 | 1709 | 1 | RMS | 1709 | -21.86 | -13 | Pass | 2 |
| 1709 | 1710 | 0.1 | RMS | 1710 | -29.19 | -13 | Pass | 401 |
| 1710 | 1720 | 0.1 | RMS | 1717.975 | 3.13 | 30 | Pass | 401 |



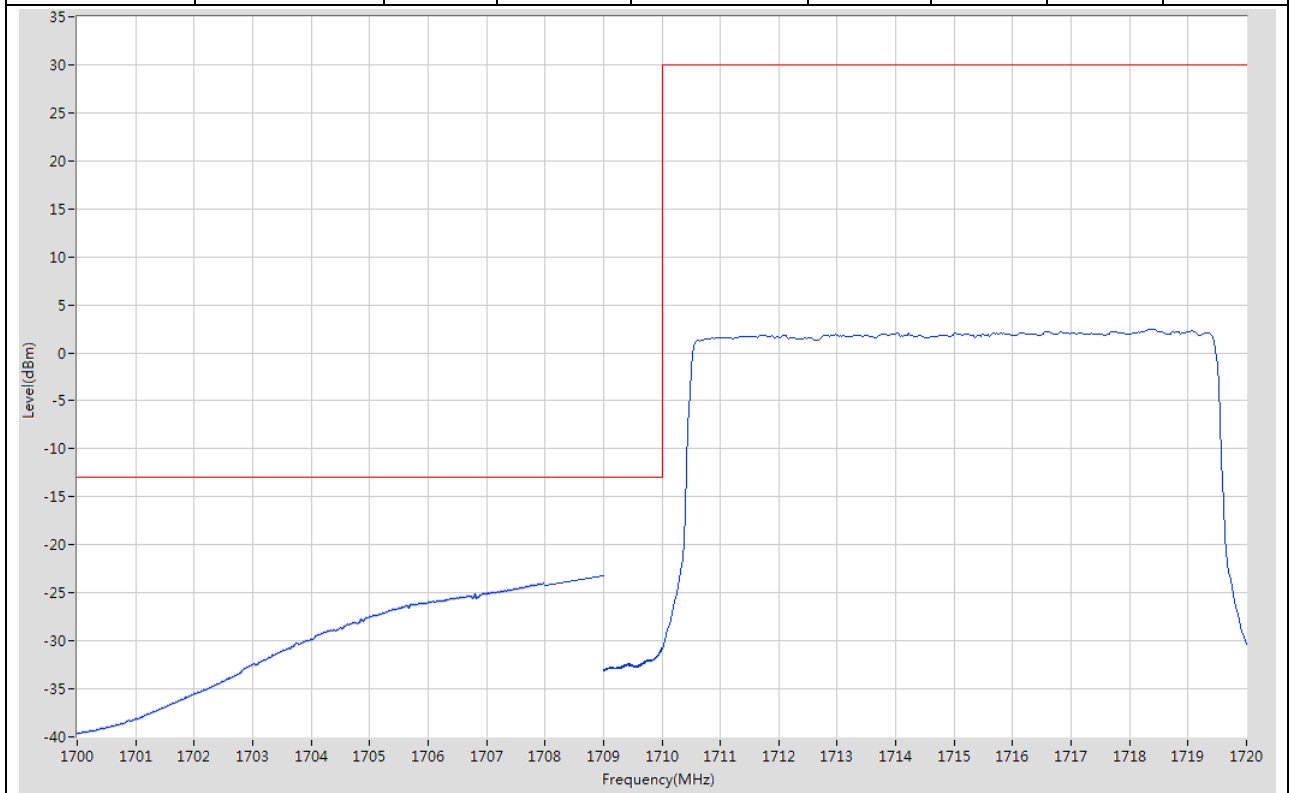
19.27. LTE Band Edge(NTNV)(Subtest:27, Channel:132022, Bandwidth:10, Modulation:Q16, RB Number: 1, RB Position:LOW)

| Start Frequency (MHz) | Stop Frequency (MHz) | RBW (MHz) | Detector | Frequency (MHz) | Power (dBm) | Limit (dBm) | Verdict | Sweep Point |
|-----------------------|----------------------|-----------|----------|-----------------|-------------|-------------|---------|-------------|
| 1700 | 1708 | 1 | RMS | 1701.78 | -39.5 | -13 | Pass | 401 |
| 1708 | 1709 | 1 | RMS | 1709 | -38.29 | -13 | Pass | 2 |
| 1709 | 1710 | 0.1 | RMS | 1710 | -23.42 | -13 | Pass | 401 |
| 1710 | 1720 | 0.1 | RMS | 1710.6 | 19.38 | 30 | Pass | 401 |



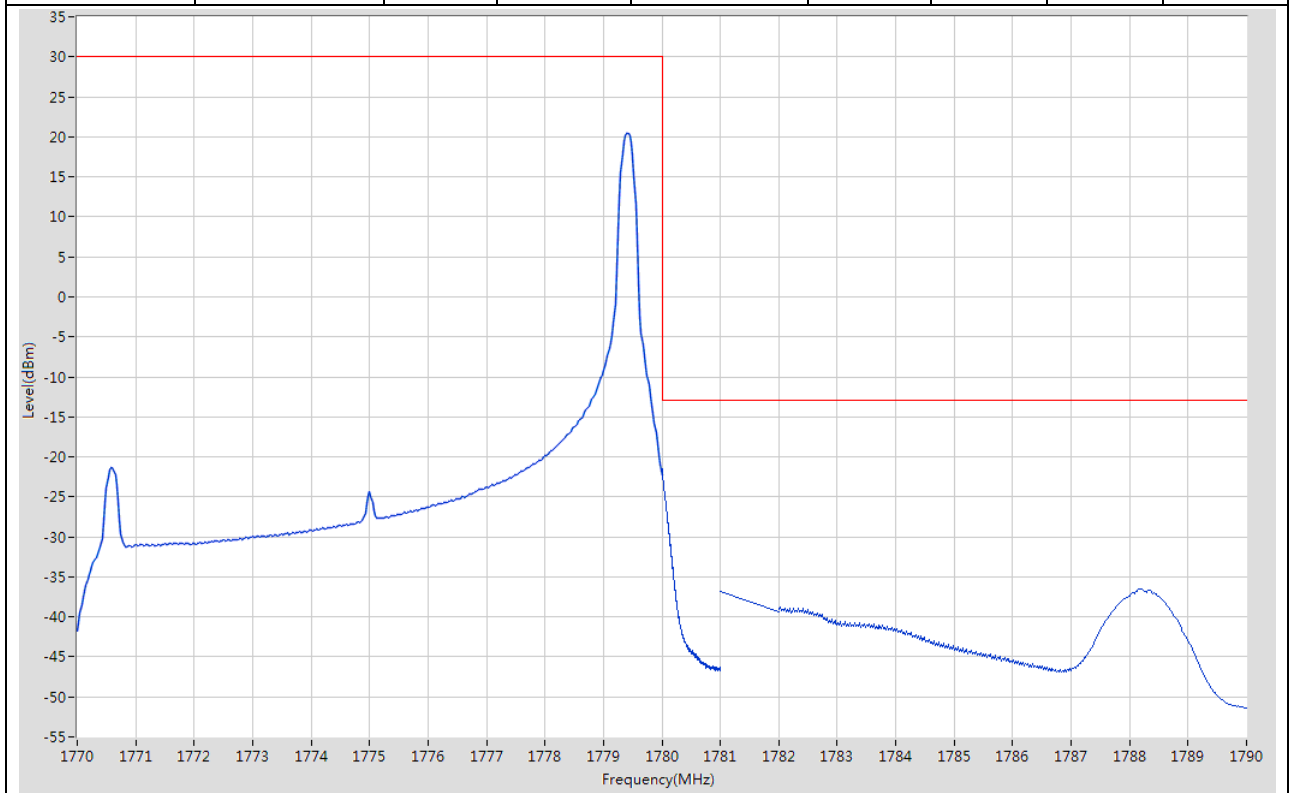
19.28. LTE Band Edge(NTNV)(Subtest:28, Channel:132022, Bandwidth:10, Modulation:Q16, RB Number: 50, RB Position:LOW)

| Start Frequency (MHz) | Stop Frequency (MHz) | RBW (MHz) | Detector | Frequency (MHz) | Power (dBm) | Limit (dBm) | Verdict | Sweep Point |
|-----------------------|----------------------|-----------|----------|-----------------|-------------|-------------|---------|-------------|
| 1700 | 1708 | 1 | RMS | 1708 | -24.01 | -13 | Pass | 401 |
| 1708 | 1709 | 1 | RMS | 1709 | -23.24 | -13 | Pass | 2 |
| 1709 | 1710 | 0.1 | RMS | 1709.995 | -30.68 | -13 | Pass | 401 |
| 1710 | 1720 | 0.1 | RMS | 1718.425 | 2.48 | 30 | Pass | 401 |



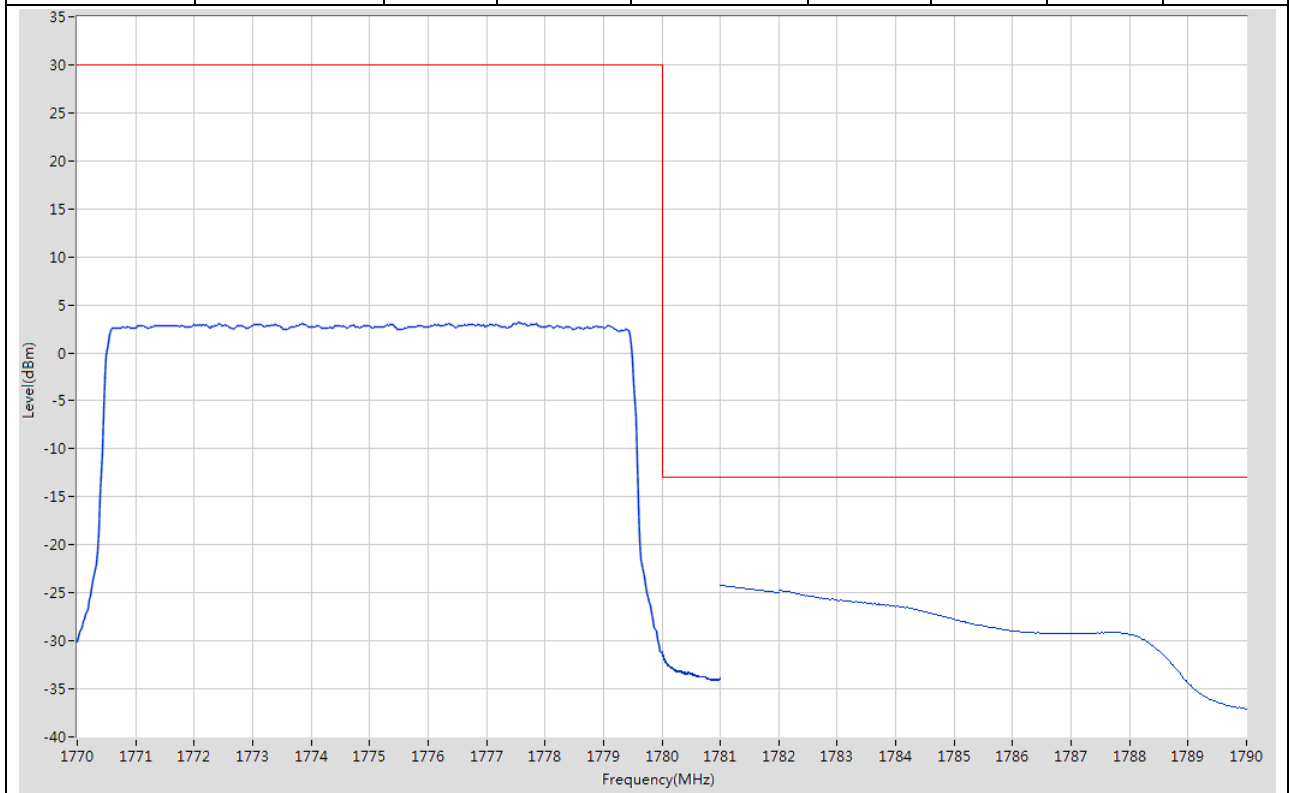
19.29. LTE Band Edge(NTNV)(Subtest:29, Channel:132622, Bandwidth:10, Modulation:QPSK, RB Number: 1, RB Position:HIGH)

| Start Frequency (MHz) | Stop Frequency (MHz) | RBW (MHz) | Detector | Frequency (MHz) | Power (dBm) | Limit (dBm) | Verdict | Sweep Point |
|-----------------------|----------------------|-----------|----------|-----------------|-------------|-------------|---------|-------------|
| 1770 | 1780 | 0.1 | RMS | 1779.4 | 20.43 | 30 | Pass | 401 |
| 1780 | 1781 | 0.1 | RMS | 1780 | -21.53 | -13 | Pass | 401 |
| 1781 | 1782 | 1 | RMS | 1781 | -36.83 | -13 | Pass | 2 |
| 1782 | 1790 | 1 | RMS | 1788.16 | -36.49 | -13 | Pass | 401 |



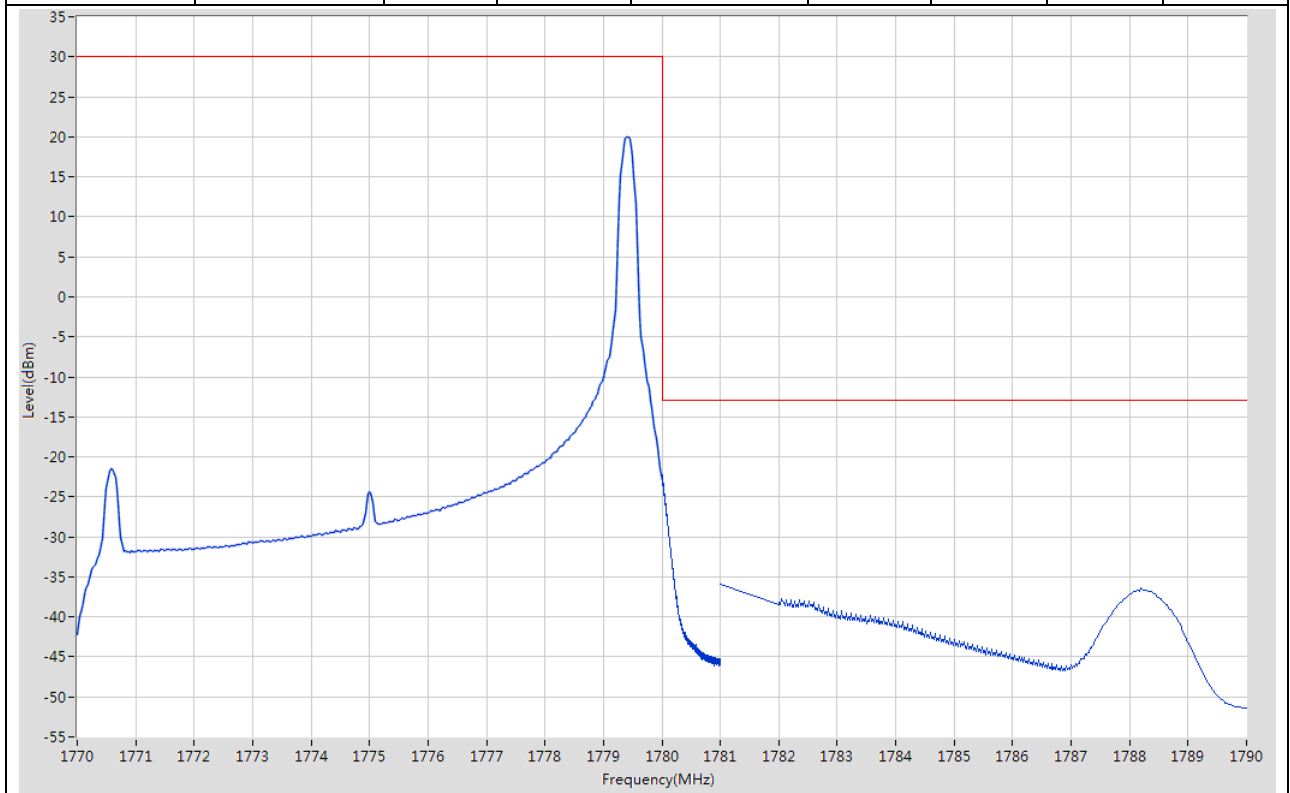
19.30. LTE Band Edge(NTNV)(Subtest:30, Channel:132622, Bandwidth:10, Modulation:QPSK, RB Number: 50, RB Position:HIGH)

| Start Frequency (MHz) | Stop Frequency (MHz) | RBW (MHz) | Detector | Frequency (MHz) | Power (dBm) | Limit (dBm) | Verdict | Sweep Point |
|-----------------------|----------------------|-----------|----------|-----------------|-------------|-------------|---------|-------------|
| 1770 | 1780 | 0.1 | RMS | 1777.55 | 3.16 | 30 | Pass | 401 |
| 1780 | 1781 | 0.1 | RMS | 1780.003 | -31.13 | -13 | Pass | 401 |
| 1781 | 1782 | 1 | RMS | 1781 | -24.18 | -13 | Pass | 2 |
| 1782 | 1790 | 1 | RMS | 1782 | -24.75 | -13 | Pass | 401 |



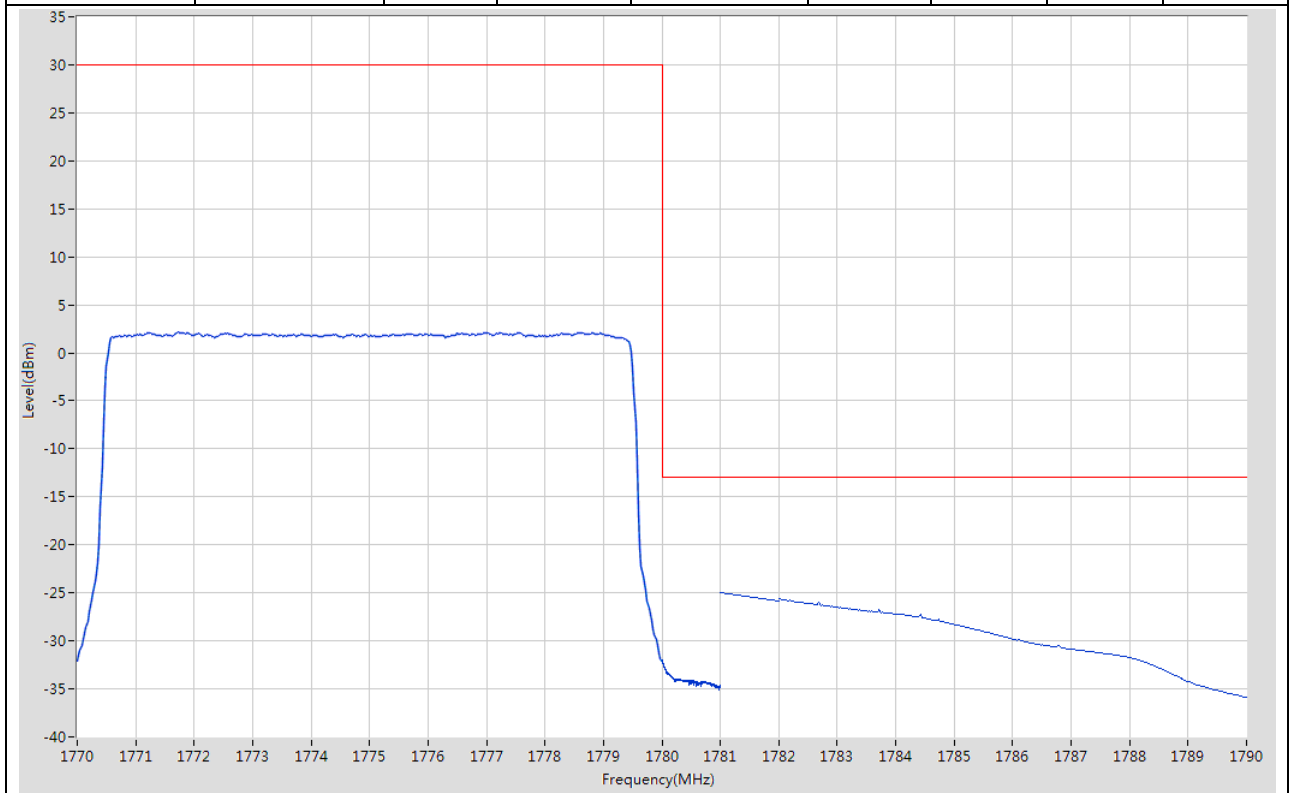
19.31. LTE Band Edge(NTNV)(Subtest:31, Channel:132622, Bandwidth:10, Modulation:Q16, RB Number: 1, RB Position:HIGH)

| Start Frequency (MHz) | Stop Frequency (MHz) | RBW (MHz) | Detector | Frequency (MHz) | Power (dBm) | Limit (dBm) | Verdict | Sweep Point |
|-----------------------|----------------------|-----------|----------|-----------------|-------------|-------------|---------|-------------|
| 1770 | 1780 | 0.1 | RMS | 1779.425 | 20.04 | 30 | Pass | 401 |
| 1780 | 1781 | 0.1 | RMS | 1780.003 | -22.29 | -13 | Pass | 401 |
| 1781 | 1782 | 1 | RMS | 1781 | -35.92 | -13 | Pass | 2 |
| 1782 | 1790 | 1 | RMS | 1788.2 | -36.4 | -13 | Pass | 401 |



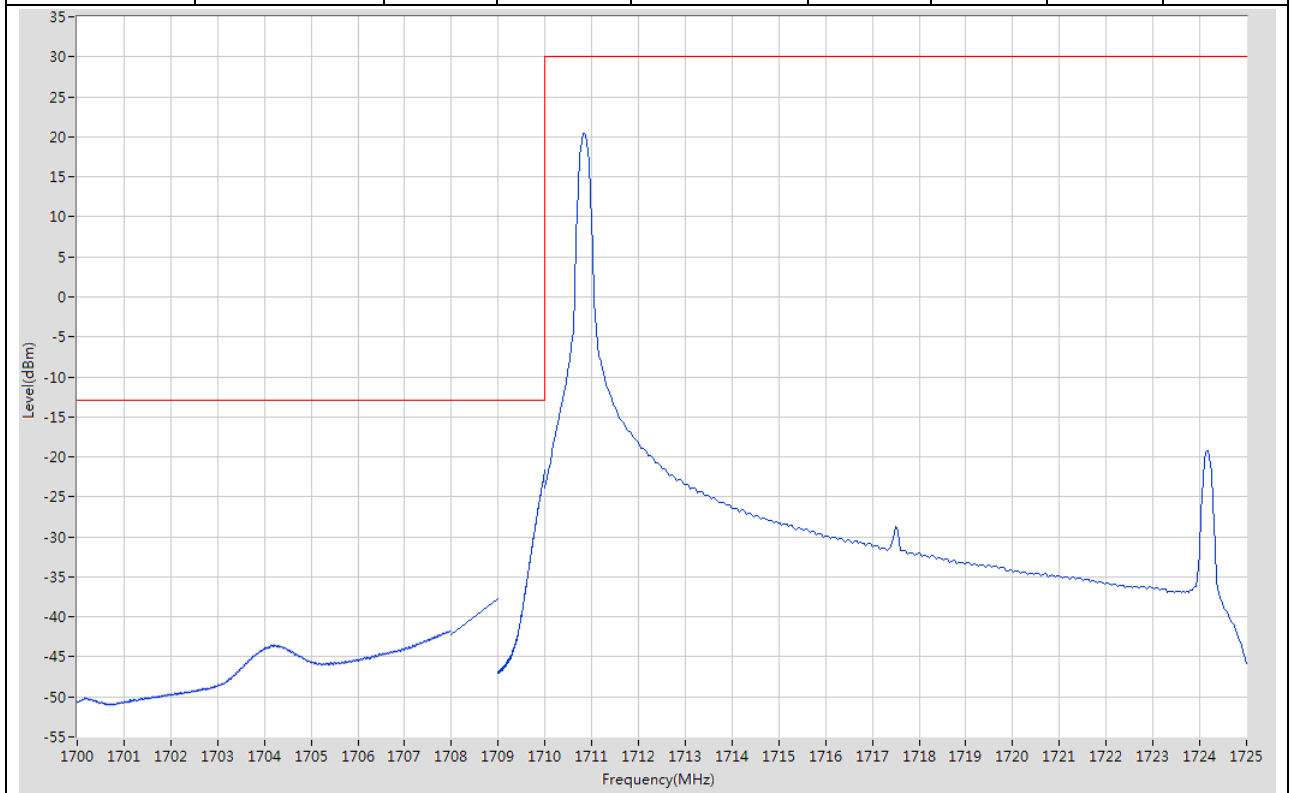
19.32. LTE Band Edge(NTNV)(Subtest:32, Channel:132622, Bandwidth:10, Modulation:Q16, RB Number: 50, RB Position:HIGH)

| Start Frequency (MHz) | Stop Frequency (MHz) | RBW (MHz) | Detector | Frequency (MHz) | Power (dBm) | Limit (dBm) | Verdict | Sweep Point |
|-----------------------|----------------------|-----------|----------|-----------------|-------------|-------------|---------|-------------|
| 1770 | 1780 | 0.1 | RMS | 1771.725 | 2.14 | 30 | Pass | 401 |
| 1780 | 1781 | 0.1 | RMS | 1780.005 | -32 | -13 | Pass | 401 |
| 1781 | 1782 | 1 | RMS | 1781 | -25.02 | -13 | Pass | 2 |
| 1782 | 1790 | 1 | RMS | 1782.02 | -25.64 | -13 | Pass | 401 |



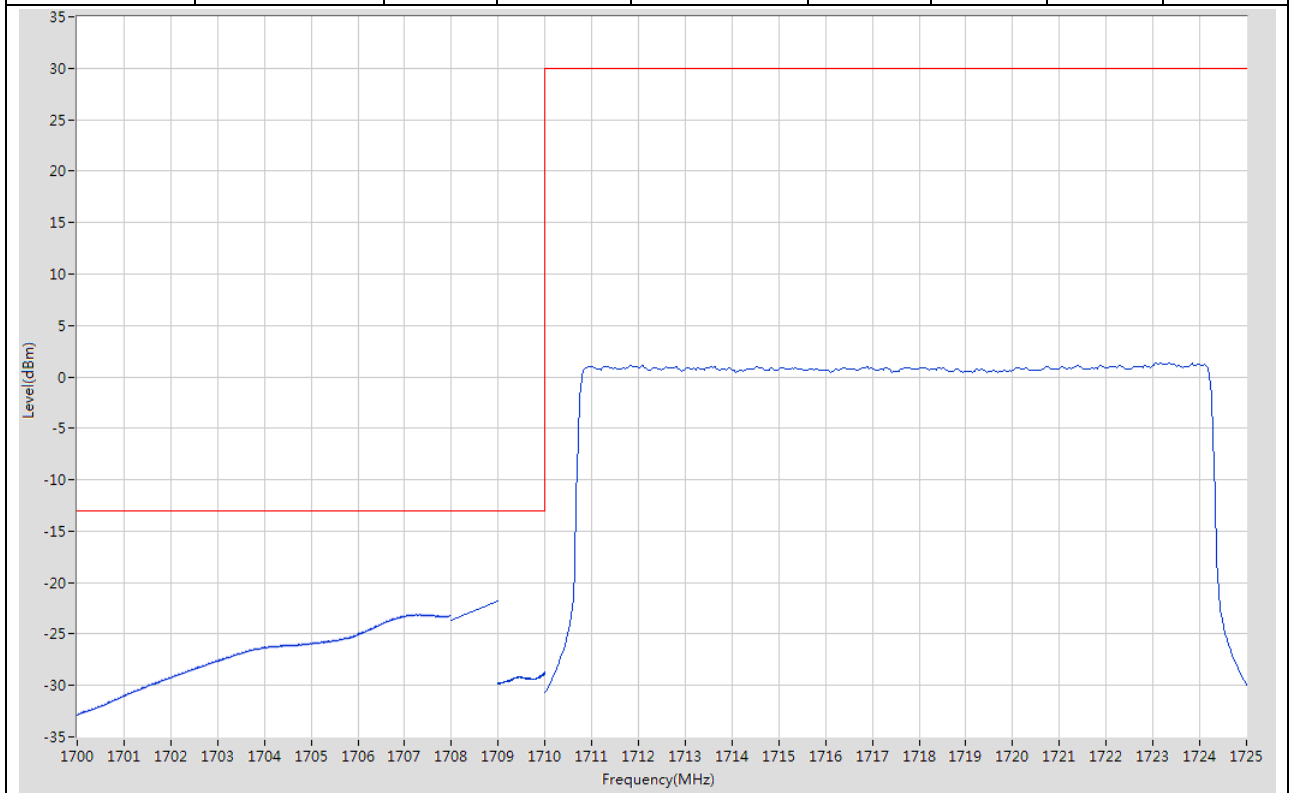
19.33. LTE Band Edge(NTNV)(Subtest:33, Channel:132047, Bandwidth:15, Modulation:QPSK, RB Number: 1, RB Position:LOW)

| Start Frequency (MHz) | Stop Frequency (MHz) | RBW (MHz) | Detector | Frequency (MHz) | Power (dBm) | Limit (dBm) | Verdict | Sweep Point |
|-----------------------|----------------------|-----------|----------|-----------------|-------------|-------------|---------|-------------|
| 1700 | 1708 | 1 | RMS | 1708 | -41.65 | -13 | Pass | 401 |
| 1708 | 1709 | 1 | RMS | 1709 | -37.77 | -13 | Pass | 2 |
| 1709 | 1710 | 0.15 | RMS | 1710 | -21.68 | -13 | Pass | 401 |
| 1710 | 1725 | 0.1 | RMS | 1710.825 | 20.39 | 30 | Pass | 401 |



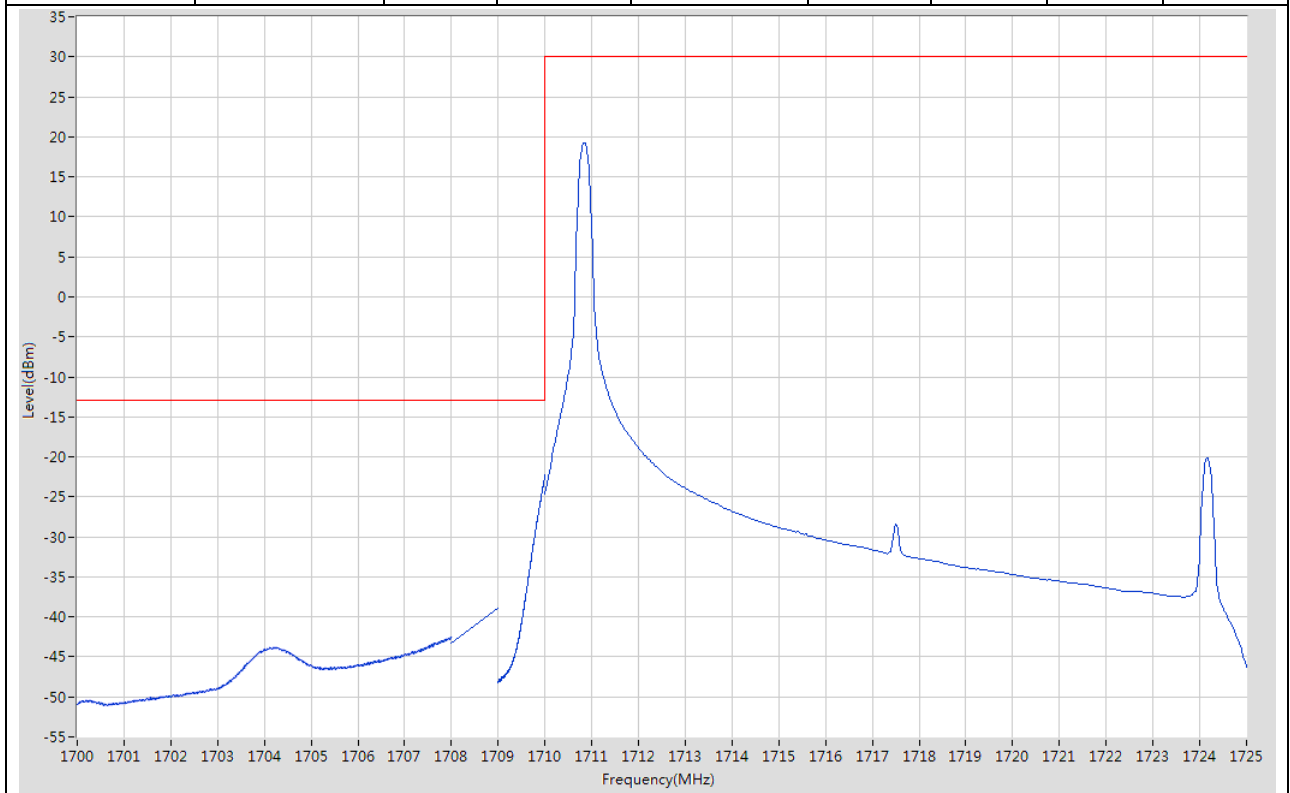
19.34. LTE Band Edge(NTNV)(Subtest:34, Channel:132047, Bandwidth:15, Modulation:QPSK, RB Number: 75, RB Position:LOW)

| Start Frequency (MHz) | Stop Frequency (MHz) | RBW (MHz) | Detector | Frequency (MHz) | Power (dBm) | Limit (dBm) | Verdict | Sweep Point |
|-----------------------|----------------------|-----------|----------|-----------------|-------------|-------------|---------|-------------|
| 1700 | 1708 | 1 | RMS | 1707.32 | -23.14 | -13 | Pass | 401 |
| 1708 | 1709 | 1 | RMS | 1709 | -21.8 | -13 | Pass | 2 |
| 1709 | 1710 | 0.15 | RMS | 1709.995 | -28.7 | -13 | Pass | 401 |
| 1710 | 1725 | 0.1 | RMS | 1723.35 | 1.35 | 30 | Pass | 401 |



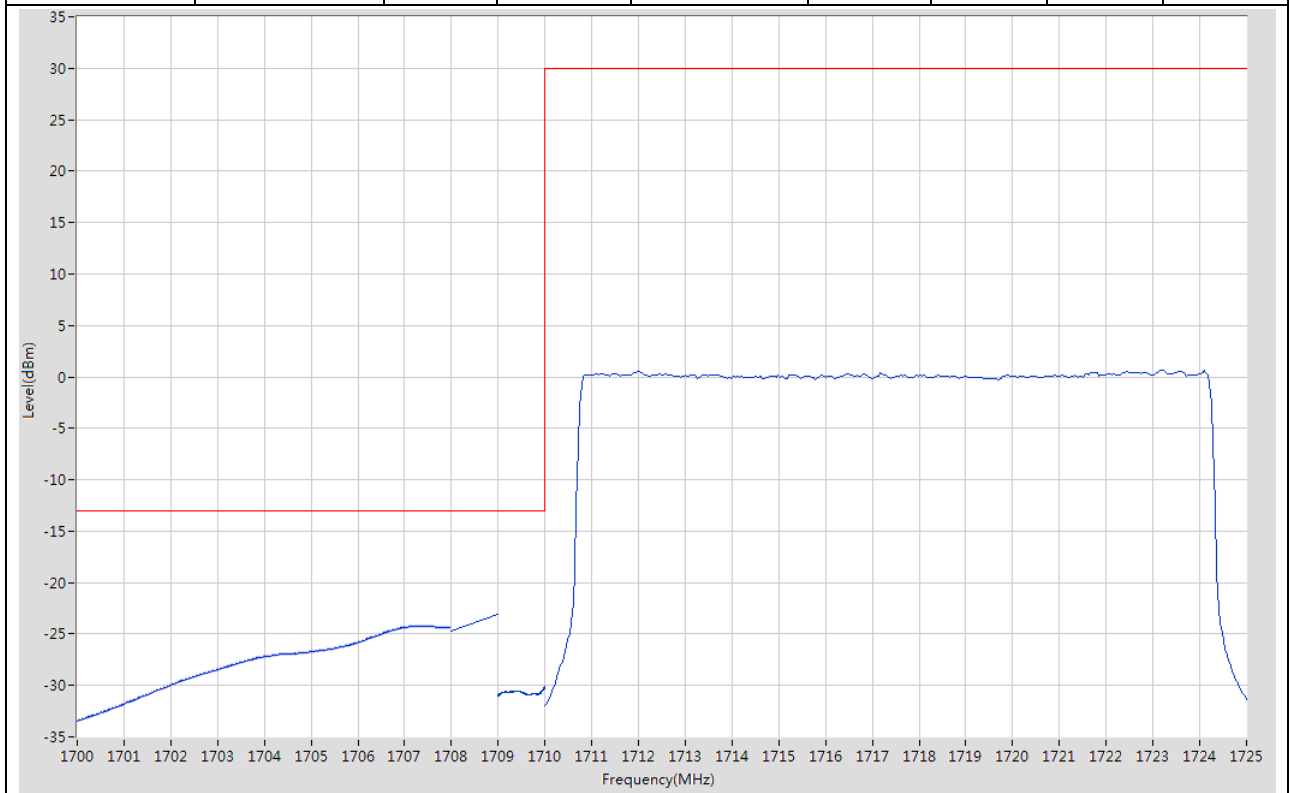
19.35. LTE Band Edge(NTNV)(Subtest:35, Channel:132047, Bandwidth:15, Modulation:Q16, RB Number: 1, RB Position:LOW)

| Start Frequency (MHz) | Stop Frequency (MHz) | RBW (MHz) | Detector | Frequency (MHz) | Power (dBm) | Limit (dBm) | Verdict | Sweep Point |
|-----------------------|----------------------|-----------|----------|-----------------|-------------|-------------|---------|-------------|
| 1700 | 1708 | 1 | RMS | 1707.98 | -42.57 | -13 | Pass | 401 |
| 1708 | 1709 | 1 | RMS | 1709 | -38.9 | -13 | Pass | 2 |
| 1709 | 1710 | 0.15 | RMS | 1710 | -22.3 | -13 | Pass | 401 |
| 1710 | 1725 | 0.1 | RMS | 1710.825 | 19.27 | 30 | Pass | 401 |



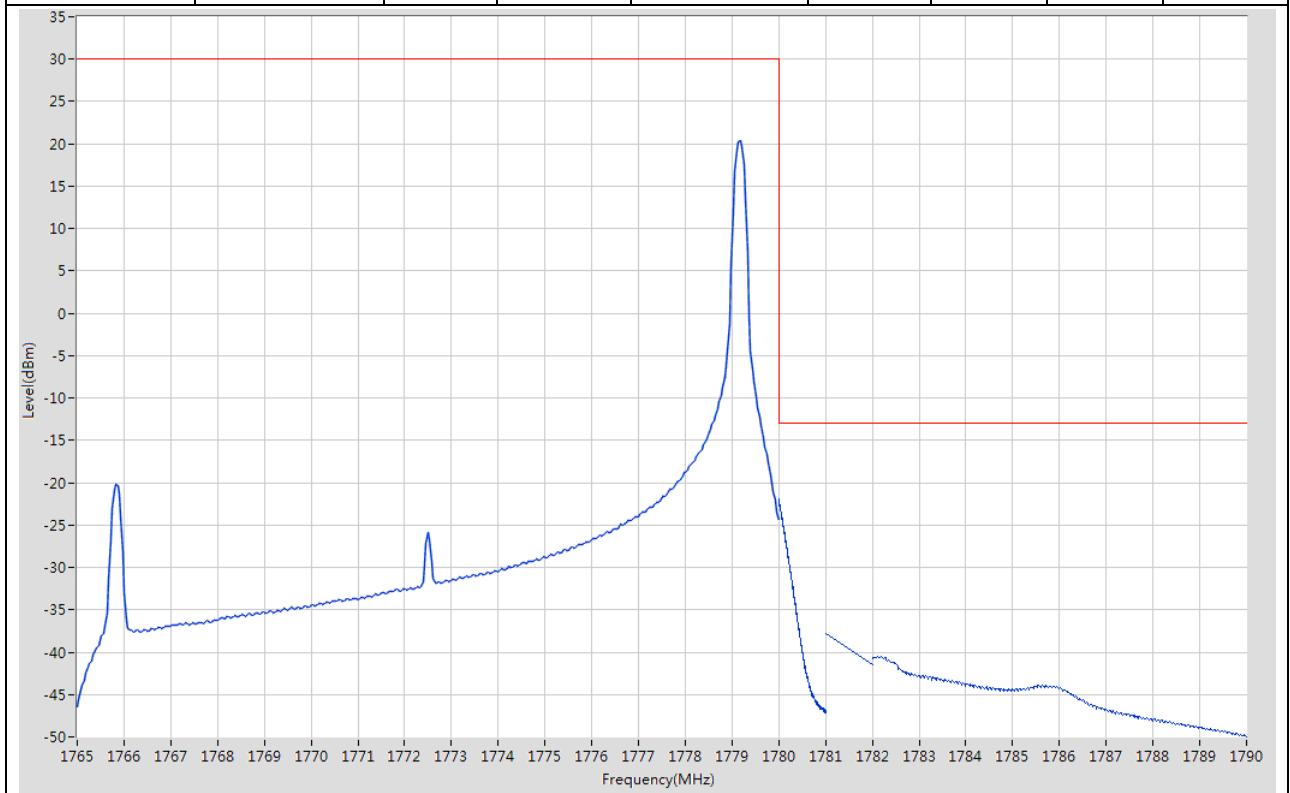
19.36. LTE Band Edge(NTNV)(Subtest:36, Channel:132047, Bandwidth:15, Modulation:Q16, RB Number: 75, RB Position:LOW)

| Start Frequency (MHz) | Stop Frequency (MHz) | RBW (MHz) | Detector | Frequency (MHz) | Power (dBm) | Limit (dBm) | Verdict | Sweep Point |
|-----------------------|----------------------|-----------|----------|-----------------|-------------|-------------|---------|-------------|
| 1700 | 1708 | 1 | RMS | 1707.26 | -24.22 | -13 | Pass | 401 |
| 1708 | 1709 | 1 | RMS | 1709 | -23.03 | -13 | Pass | 2 |
| 1709 | 1710 | 0.15 | RMS | 1709.998 | -30.1 | -13 | Pass | 401 |
| 1710 | 1725 | 0.1 | RMS | 1723.238 | 0.67 | 30 | Pass | 401 |



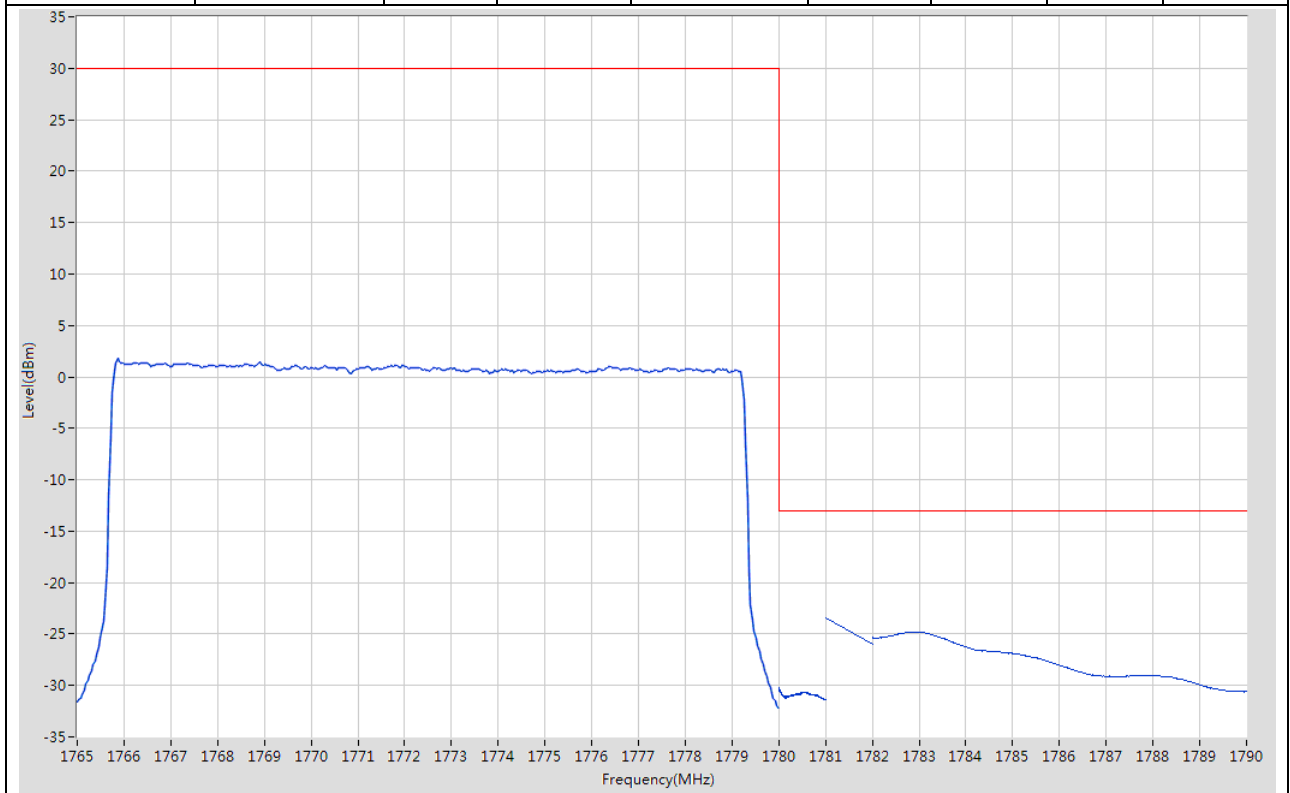
19.37. LTE Band Edge(NTNV)(Subtest:37, Channel:132597, Bandwidth:15, Modulation:QPSK, RB Number: 1, RB Position:HIGH)

| Start Frequency (MHz) | Stop Frequency (MHz) | RBW (MHz) | Detector | Frequency (MHz) | Power (dBm) | Limit (dBm) | Verdict | Sweep Point |
|-----------------------|----------------------|-----------|----------|-----------------|-------------|-------------|---------|-------------|
| 1765 | 1780 | 0.1 | RMS | 1779.175 | 20.39 | 30 | Pass | 401 |
| 1780 | 1781 | 0.15 | RMS | 1780 | -21.95 | -13 | Pass | 401 |
| 1781 | 1782 | 1 | RMS | 1781 | -37.85 | -13 | Pass | 2 |
| 1782 | 1790 | 1 | RMS | 1782.18 | -40.5 | -13 | Pass | 401 |



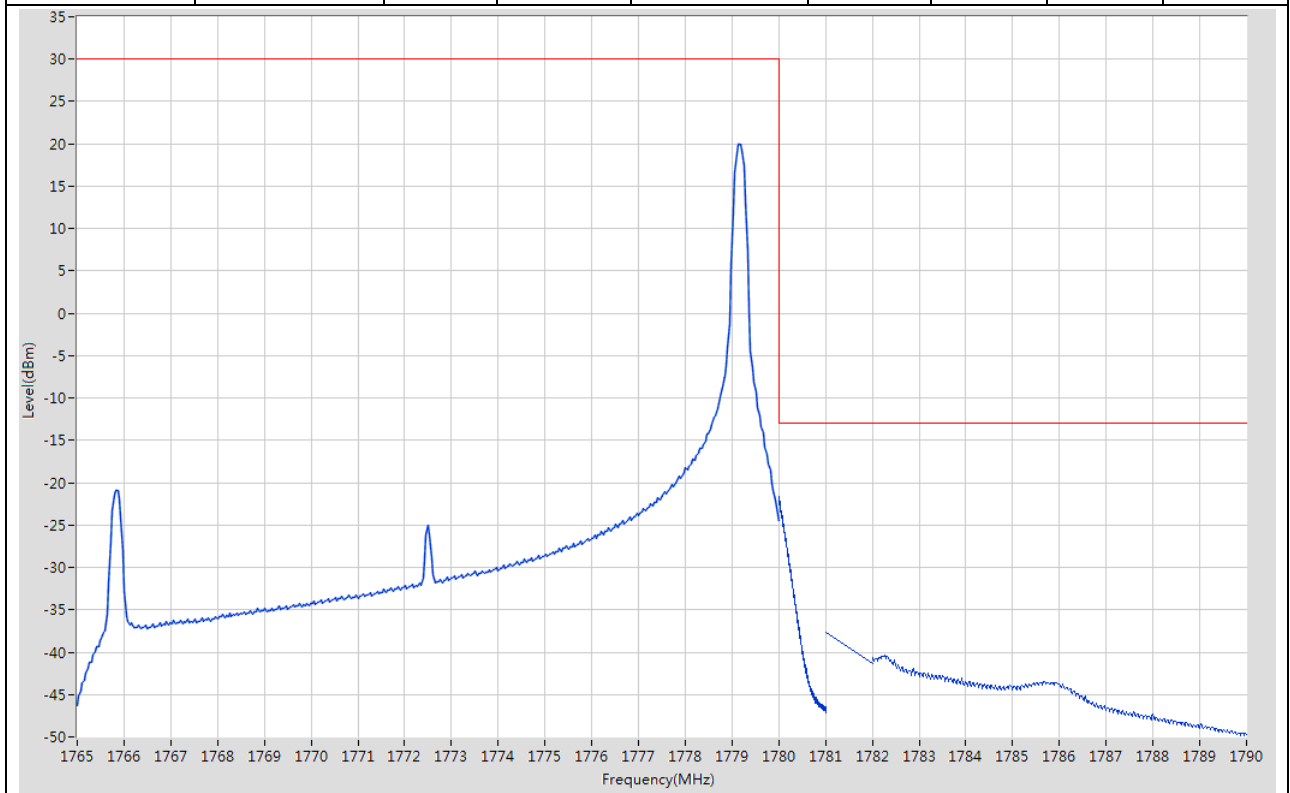
19.38. LTE Band Edge(NTNV)(Subtest:38, Channel:132597, Bandwidth:15, Modulation:QPSK, RB Number: 75, RB Position:HIGH)

| Start Frequency (MHz) | Stop Frequency (MHz) | RBW (MHz) | Detector | Frequency (MHz) | Power (dBm) | Limit (dBm) | Verdict | Sweep Point |
|-----------------------|----------------------|-----------|----------|-----------------|-------------|-------------|---------|-------------|
| 1765 | 1780 | 0.1 | RMS | 1765.863 | 1.76 | 30 | Pass | 401 |
| 1780 | 1781 | 0.15 | RMS | 1780 | -30.26 | -13 | Pass | 401 |
| 1781 | 1782 | 1 | RMS | 1781 | -23.46 | -13 | Pass | 2 |
| 1782 | 1790 | 1 | RMS | 1782.96 | -24.79 | -13 | Pass | 401 |



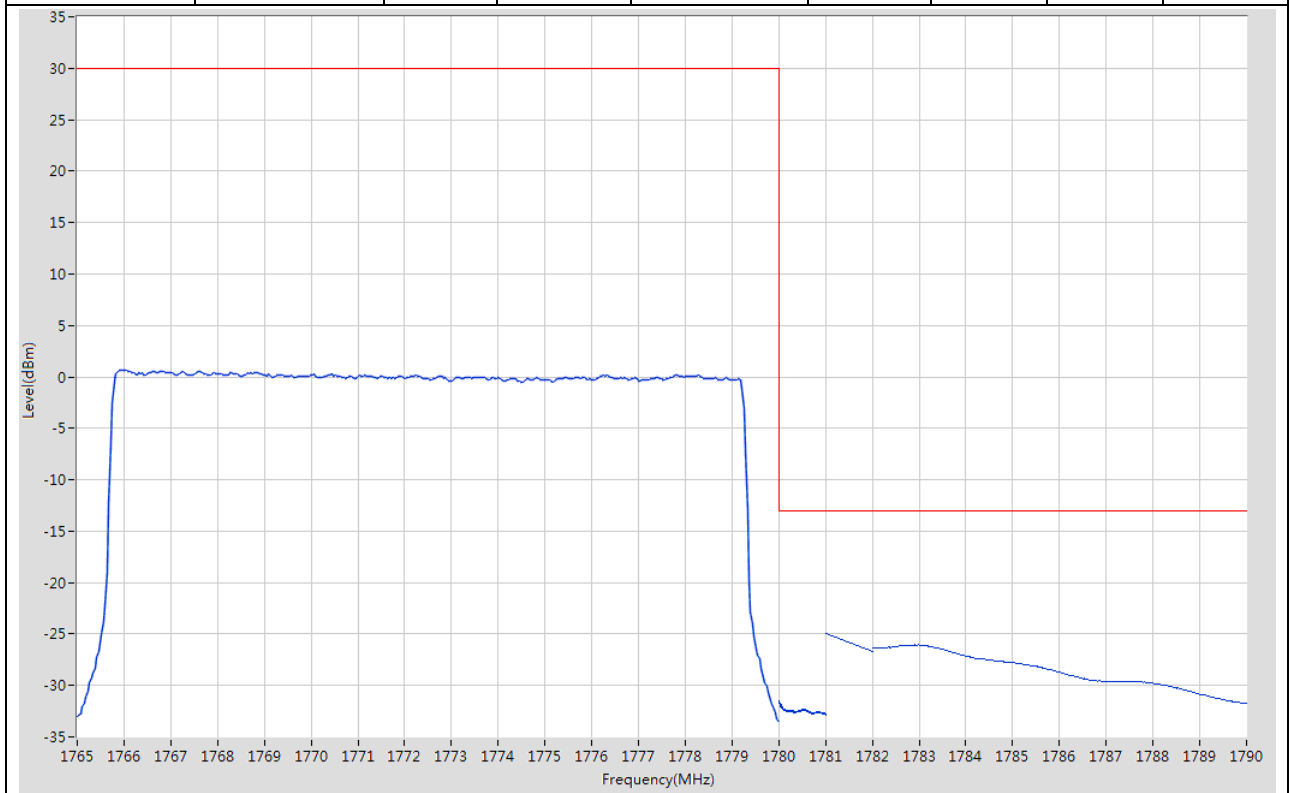
19.39. LTE Band Edge(NTNV)(Subtest:39, Channel:132597, Bandwidth:15, Modulation:Q16, RB Number: 1, RB Position:HIGH)

| Start Frequency (MHz) | Stop Frequency (MHz) | RBW (MHz) | Detector | Frequency (MHz) | Power (dBm) | Limit (dBm) | Verdict | Sweep Point |
|-----------------------|----------------------|-----------|----------|-----------------|-------------|-------------|---------|-------------|
| 1765 | 1780 | 0.1 | RMS | 1779.175 | 19.97 | 30 | Pass | 401 |
| 1780 | 1781 | 0.15 | RMS | 1780 | -21.62 | -13 | Pass | 401 |
| 1781 | 1782 | 1 | RMS | 1781 | -37.71 | -13 | Pass | 2 |
| 1782 | 1790 | 1 | RMS | 1782.26 | -40.38 | -13 | Pass | 401 |



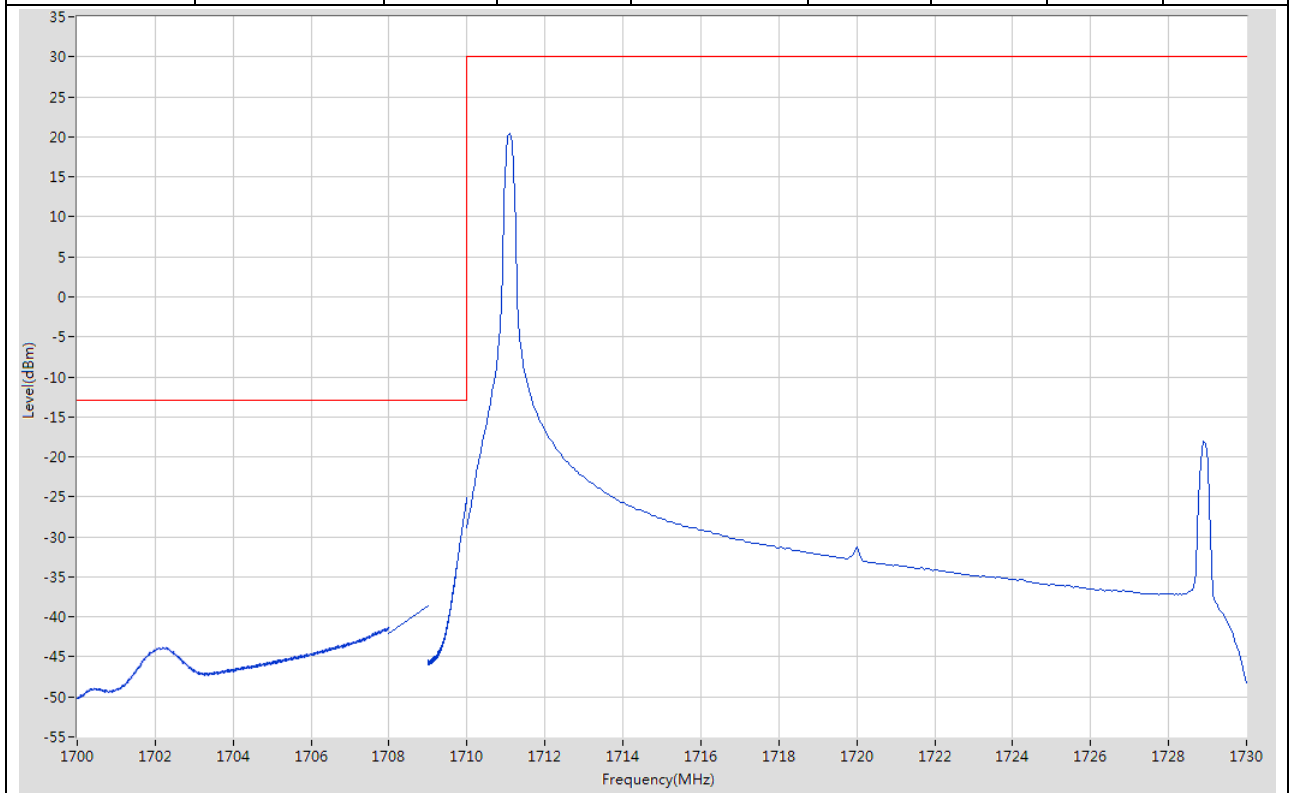
19.40. LTE Band Edge(NTNV)(Subtest:40, Channel:132597, Bandwidth:15, Modulation:Q16, RB Number: 75, RB Position:HIGH)

| Start Frequency (MHz) | Stop Frequency (MHz) | RBW (MHz) | Detector | Frequency (MHz) | Power (dBm) | Limit (dBm) | Verdict | Sweep Point |
|-----------------------|----------------------|-----------|----------|-----------------|-------------|-------------|---------|-------------|
| 1765 | 1780 | 0.1 | RMS | 1765.938 | 0.68 | 30 | Pass | 401 |
| 1780 | 1781 | 0.15 | RMS | 1780.003 | -31.49 | -13 | Pass | 401 |
| 1781 | 1782 | 1 | RMS | 1781 | -24.91 | -13 | Pass | 2 |
| 1782 | 1790 | 1 | RMS | 1782.9 | -26.04 | -13 | Pass | 401 |



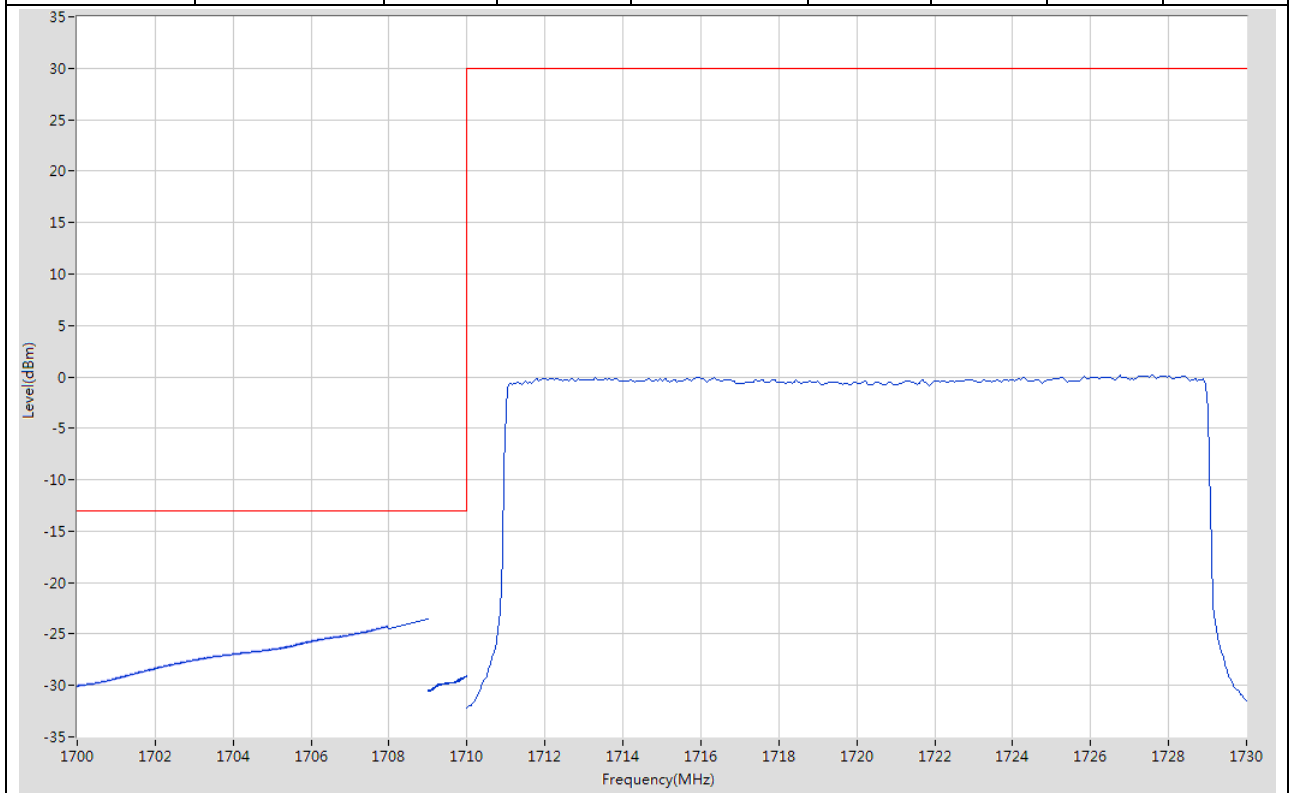
19.41. LTE Band Edge(NTNV)(Subtest:41, Channel:132072, Bandwidth:20, Modulation:QPSK, RB Number: 1, RB Position:LOW)

| Start Frequency (MHz) | Stop Frequency (MHz) | RBW (MHz) | Detector | Frequency (MHz) | Power (dBm) | Limit (dBm) | Verdict | Sweep Point |
|-----------------------|----------------------|-----------|----------|-----------------|-------------|-------------|---------|-------------|
| 1700 | 1708 | 1 | RMS | 1707.98 | -41.3 | -13 | Pass | 401 |
| 1708 | 1709 | 1 | RMS | 1709 | -38.62 | -13 | Pass | 2 |
| 1709 | 1710 | 0.2 | RMS | 1709.998 | -25.12 | -13 | Pass | 401 |
| 1710 | 1730 | 0.1 | RMS | 1711.1 | 20.47 | 30 | Pass | 401 |



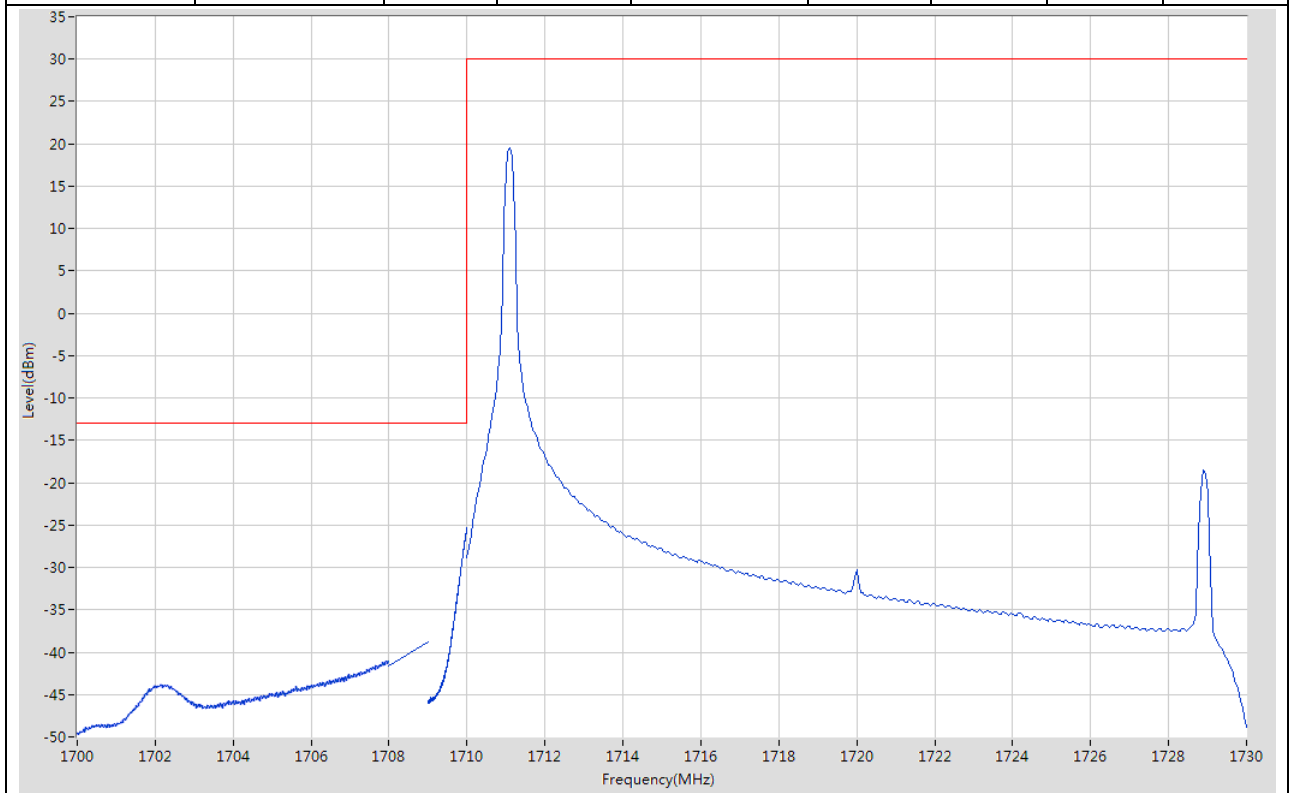
19.42. LTE Band Edge(NTNV)(Subtest:42, Channel:132072, Bandwidth:20, Modulation:QPSK, RB Number: 100, RB Position:LOW)

| Start Frequency (MHz) | Stop Frequency (MHz) | RBW (MHz) | Detector | Frequency (MHz) | Power (dBm) | Limit (dBm) | Verdict | Sweep Point |
|-----------------------|----------------------|-----------|----------|-----------------|-------------|-------------|---------|-------------|
| 1700 | 1708 | 1 | RMS | 1708 | -24.22 | -13 | Pass | 401 |
| 1708 | 1709 | 1 | RMS | 1709 | -23.6 | -13 | Pass | 2 |
| 1709 | 1710 | 0.2 | RMS | 1710 | -29.02 | -13 | Pass | 401 |
| 1710 | 1730 | 0.1 | RMS | 1727.6 | 0.21 | 30 | Pass | 401 |



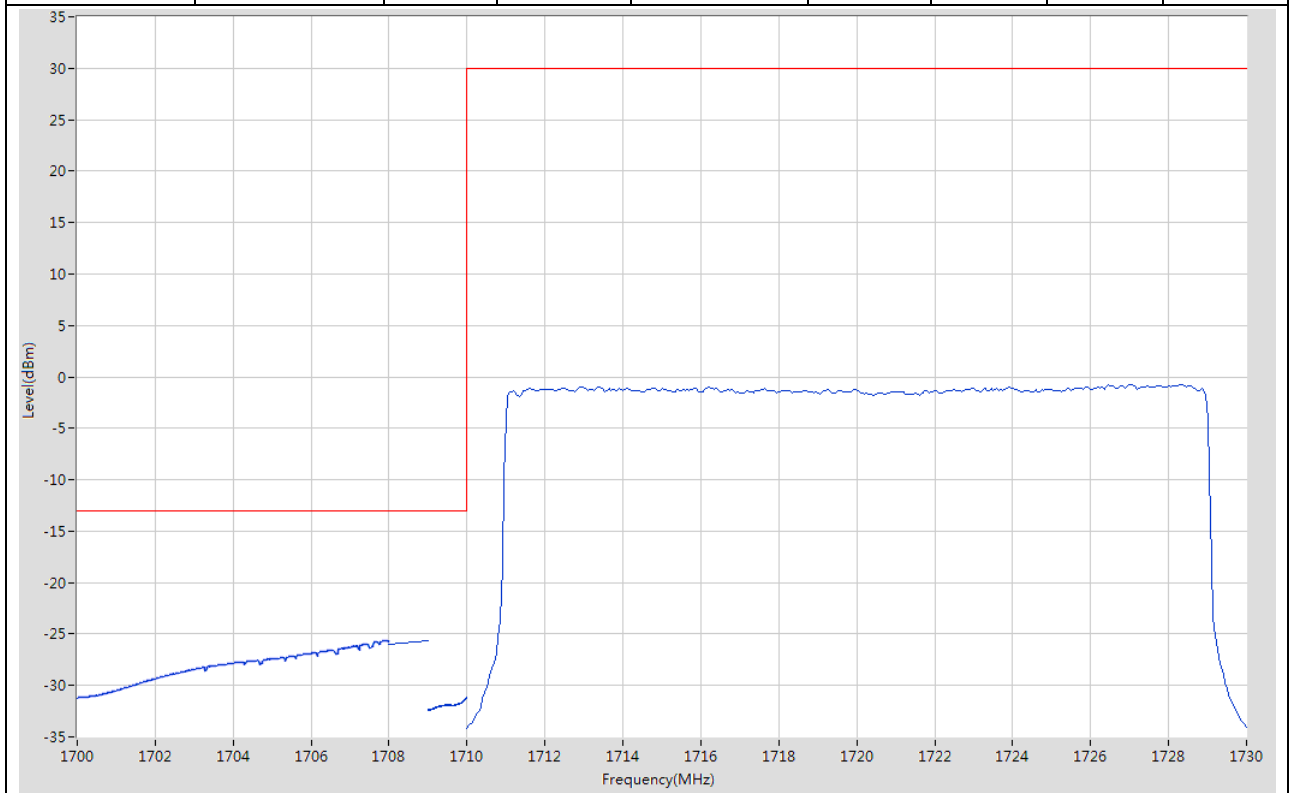
19.43. LTE Band Edge(NTNV)(Subtest:43, Channel:132072, Bandwidth:20, Modulation:Q16, RB Number: 1, RB Position:LOW)

| Start Frequency (MHz) | Stop Frequency (MHz) | RBW (MHz) | Detector | Frequency (MHz) | Power (dBm) | Limit (dBm) | Verdict | Sweep Point |
|-----------------------|----------------------|-----------|----------|-----------------|-------------|-------------|---------|-------------|
| 1700 | 1708 | 1 | RMS | 1708 | -40.86 | -13 | Pass | 401 |
| 1708 | 1709 | 1 | RMS | 1709 | -38.76 | -13 | Pass | 2 |
| 1709 | 1710 | 0.2 | RMS | 1709.998 | -25.27 | -13 | Pass | 401 |
| 1710 | 1730 | 0.1 | RMS | 1711.1 | 19.54 | 30 | Pass | 401 |



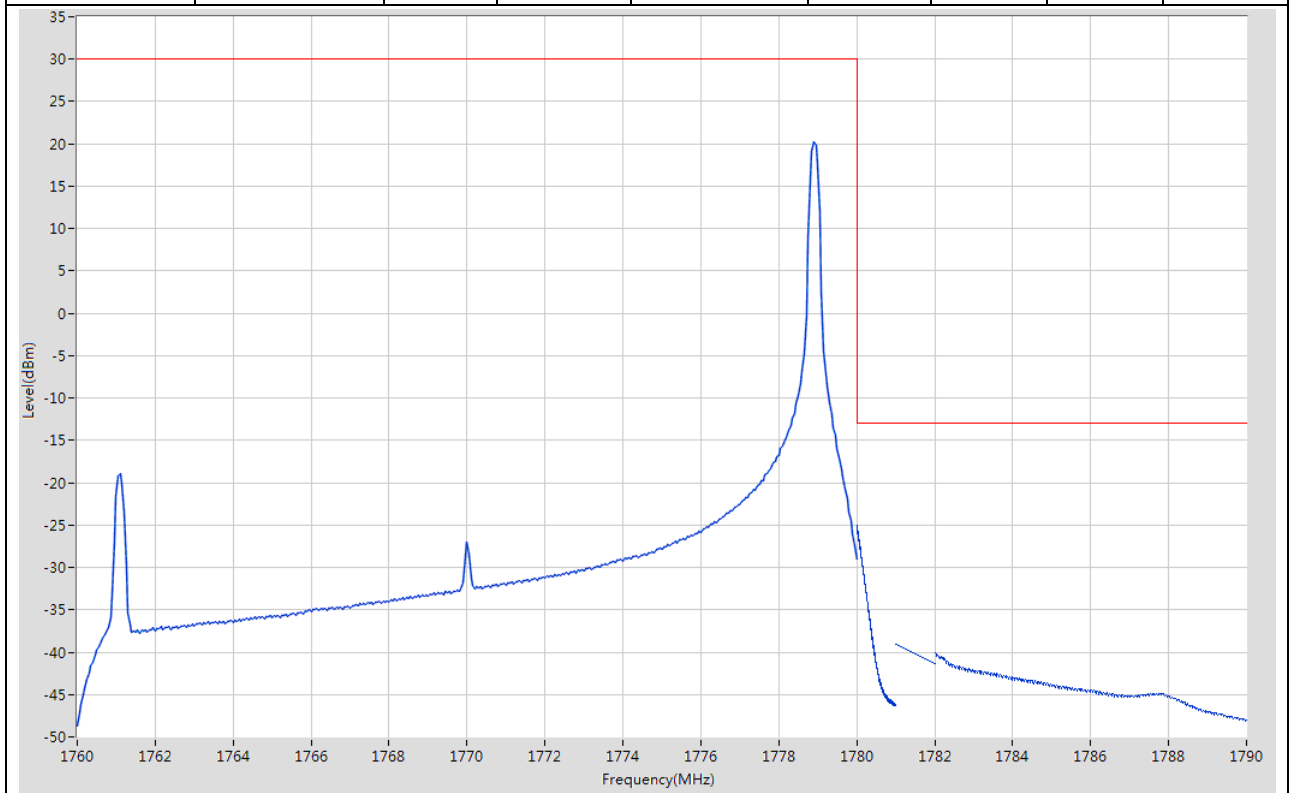
19.44. LTE Band Edge(NTNV)(Subtest:44, Channel:132072, Bandwidth:20, Modulation:Q16, RB Number: 100, RB Position:LOW)

| Start Frequency (MHz) | Stop Frequency (MHz) | RBW (MHz) | Detector | Frequency (MHz) | Power (dBm) | Limit (dBm) | Verdict | Sweep Point |
|-----------------------|----------------------|-----------|----------|-----------------|-------------|-------------|---------|-------------|
| 1700 | 1708 | 1 | RMS | 1707.98 | -25.61 | -13 | Pass | 401 |
| 1708 | 1709 | 1 | RMS | 1709 | -25.6 | -13 | Pass | 2 |
| 1709 | 1710 | 0.2 | RMS | 1709.993 | -31.09 | -13 | Pass | 401 |
| 1710 | 1730 | 0.1 | RMS | 1728.35 | -0.76 | 30 | Pass | 401 |



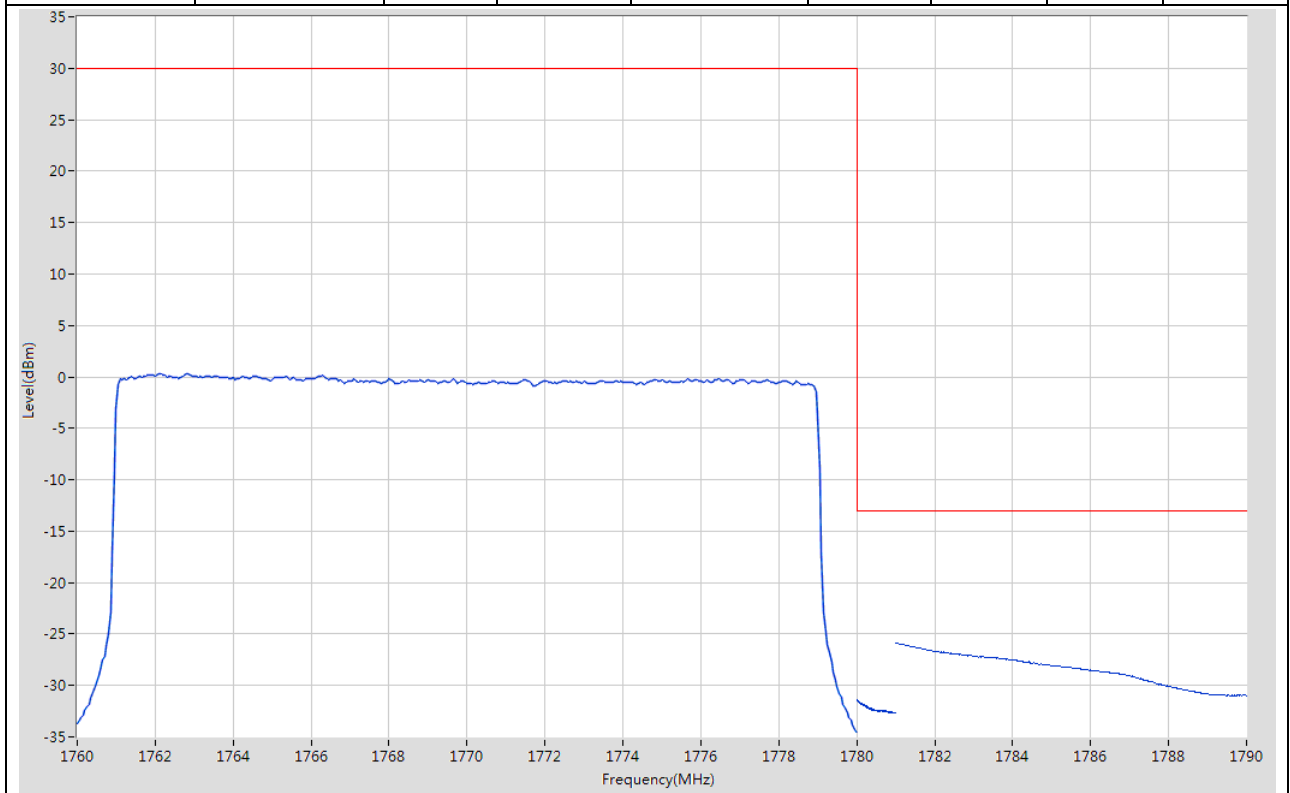
19.45. LTE Band Edge(NTNV)(Subtest:45, Channel:132572, Bandwidth:20, Modulation:QPSK, RB Number: 1, RB Position:HIGH)

| Start Frequency (MHz) | Stop Frequency (MHz) | RBW (MHz) | Detector | Frequency (MHz) | Power (dBm) | Limit (dBm) | Verdict | Sweep Point |
|-----------------------|----------------------|-----------|----------|-----------------|-------------|-------------|---------|-------------|
| 1760 | 1780 | 0.1 | RMS | 1778.9 | 20.22 | 30 | Pass | 401 |
| 1780 | 1781 | 0.2 | RMS | 1780 | -25.05 | -13 | Pass | 401 |
| 1781 | 1782 | 1 | RMS | 1781 | -39.13 | -13 | Pass | 2 |
| 1782 | 1790 | 1 | RMS | 1782 | -40.04 | -13 | Pass | 401 |



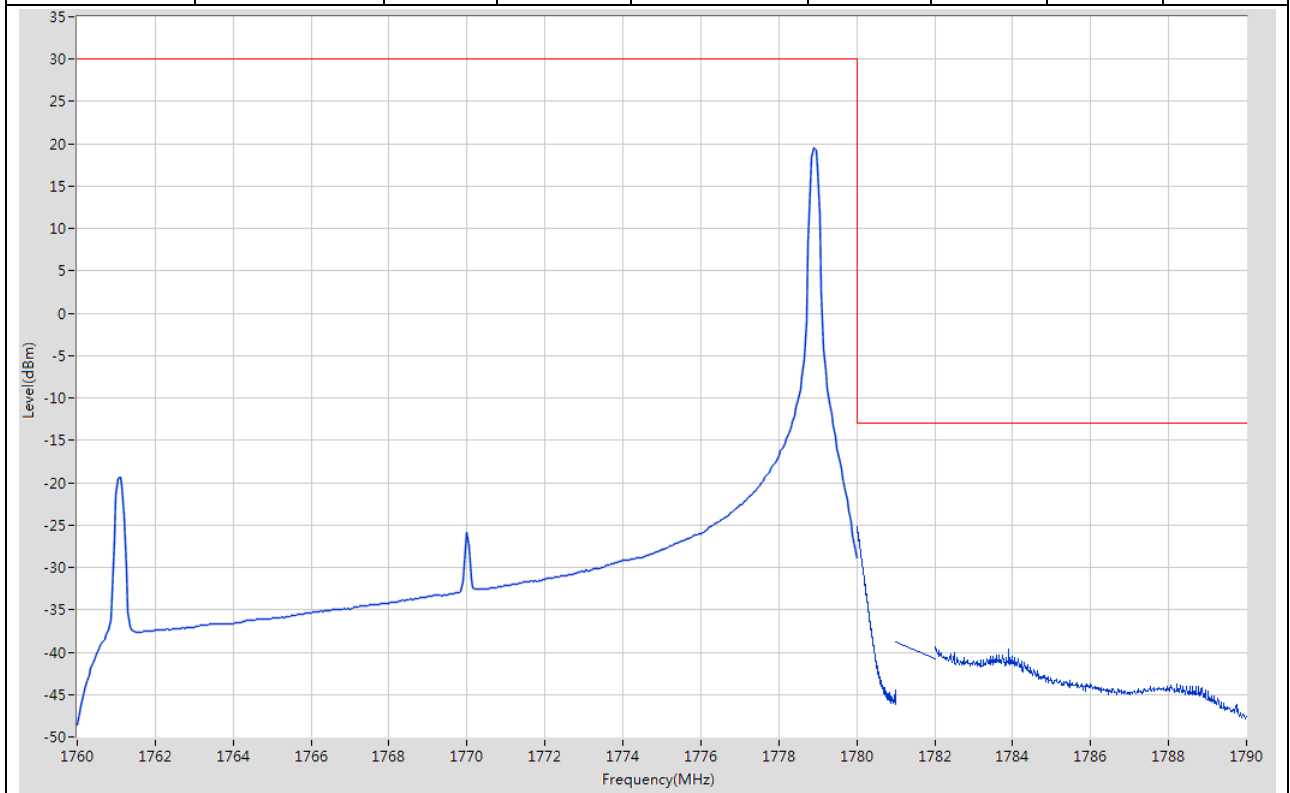
19.46. LTE Band Edge(NTNV)(Subtest:46, Channel:132572, Bandwidth:20, Modulation:QPSK, RB Number: 100, RB Position:HIGH)

| Start Frequency (MHz) | Stop Frequency (MHz) | RBW (MHz) | Detector | Frequency (MHz) | Power (dBm) | Limit (dBm) | Verdict | Sweep Point |
|-----------------------|----------------------|-----------|----------|-----------------|-------------|-------------|---------|-------------|
| 1760 | 1780 | 0.1 | RMS | 1762.15 | 0.26 | 30 | Pass | 401 |
| 1780 | 1781 | 0.2 | RMS | 1780 | -31.33 | -13 | Pass | 401 |
| 1781 | 1782 | 1 | RMS | 1781 | -25.89 | -13 | Pass | 2 |
| 1782 | 1790 | 1 | RMS | 1782.02 | -26.7 | -13 | Pass | 401 |



19.47. LTE Band Edge(NTNV)(Subtest:47, Channel:132572, Bandwidth:20, Modulation:Q16, RB Number: 1, RB Position:HIGH)

| Start Frequency (MHz) | Stop Frequency (MHz) | RBW (MHz) | Detector | Frequency (MHz) | Power (dBm) | Limit (dBm) | Verdict | Sweep Point |
|-----------------------|----------------------|-----------|----------|-----------------|-------------|-------------|---------|-------------|
| 1760 | 1780 | 0.1 | RMS | 1778.9 | 19.48 | 30 | Pass | 401 |
| 1780 | 1781 | 0.2 | RMS | 1780.005 | -25.12 | -13 | Pass | 401 |
| 1781 | 1782 | 1 | RMS | 1781 | -38.74 | -13 | Pass | 2 |
| 1782 | 1790 | 1 | RMS | 1782 | -39.32 | -13 | Pass | 401 |



19.48. LTE Band Edge(NTNV)(Subtest:48, Channel:132572, Bandwidth:20, Modulation:Q16, RB Number: 100, RB Position:HIGH)

| Start Frequency (MHz) | Stop Frequency (MHz) | RBW (MHz) | Detector | Frequency (MHz) | Power (dBm) | Limit (dBm) | Verdict | Sweep Point |
|-----------------------|----------------------|-----------|----------|-----------------|-------------|-------------|---------|-------------|
| 1760 | 1780 | 0.1 | RMS | 1763.25 | -0.66 | 30 | Pass | 401 |
| 1780 | 1781 | 0.2 | RMS | 1780 | -33.01 | -13 | Pass | 401 |
| 1781 | 1782 | 1 | RMS | 1781 | -27.26 | -13 | Pass | 2 |
| 1782 | 1790 | 1 | RMS | 1782 | -27.42 | -13 | Pass | 401 |

