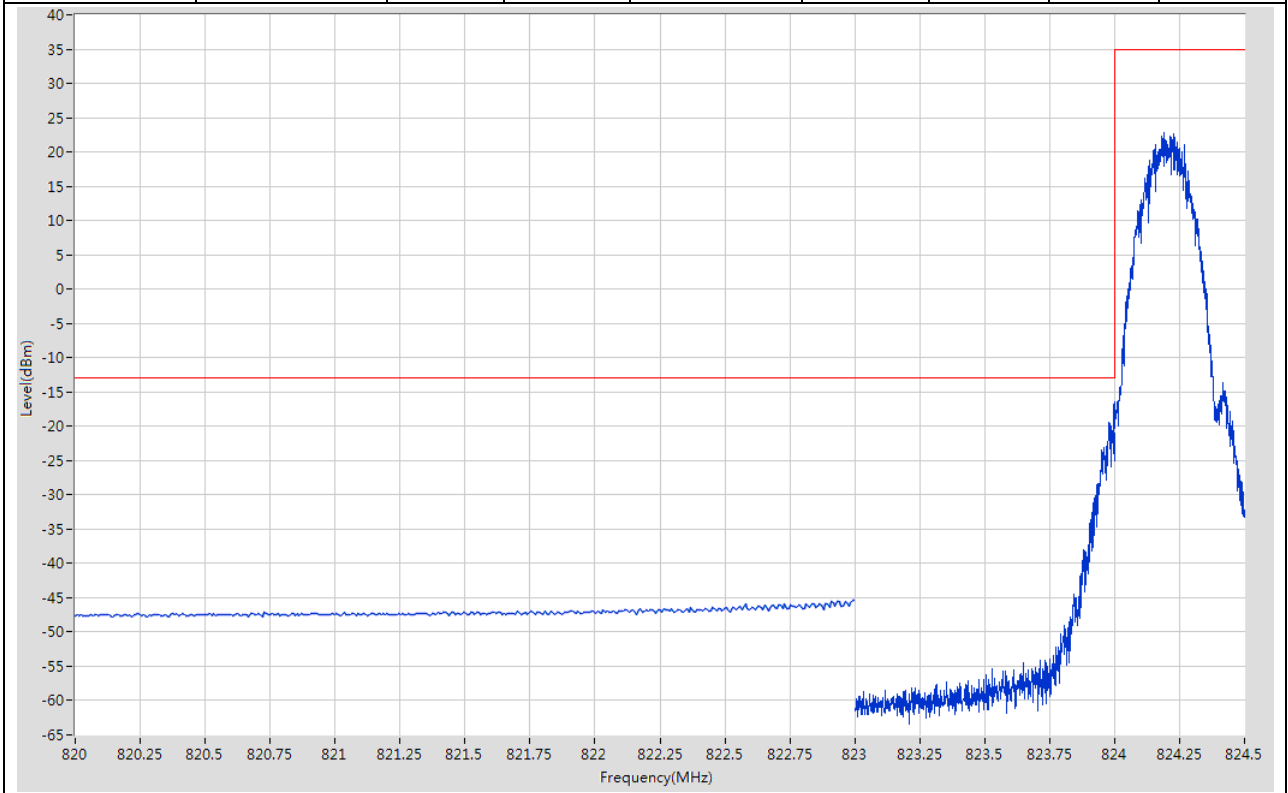


## A.6 Band Edge

# 1. GSM\_GSM850

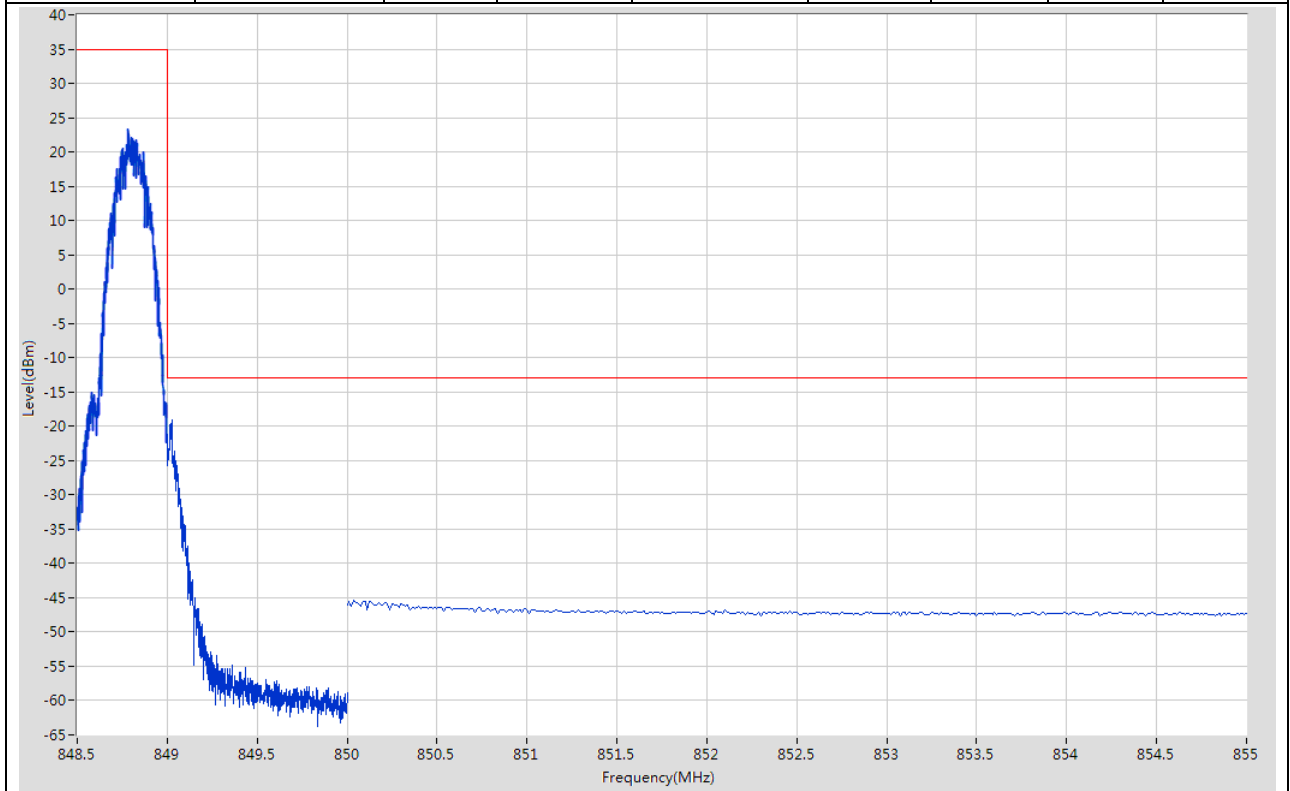
## 1.1. GSM Band Edge(NTNV)(Channel:128)

Start Frequency (MHz)	Stop Frequency (MHz)	RBW (MHz)	Detector	Frequency (MHz)	Power (dBm)	Limit (dBm)	Verdict	Sweep Point
820	823	0.1	RMS	822.993	-45.34	-13	Pass	401
823	824	0.003	RMS	823.997	-16.82	-13	Pass	700
824	824.5	0.01	RMS	824.19	22.82	35	Pass	401



## 1.2. GSM Band Edge(NTNV)(Channel:251)

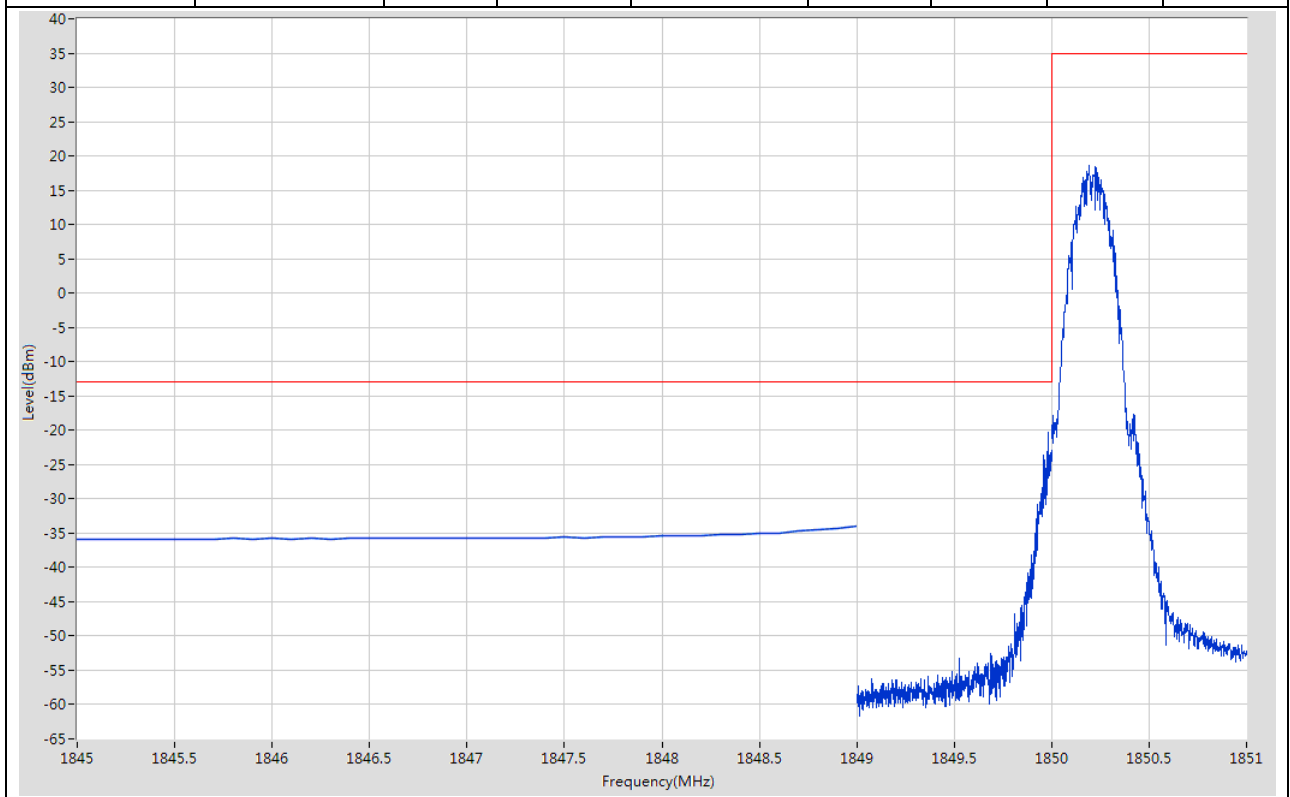
Start Frequency (MHz)	Stop Frequency (MHz)	RBW (MHz)	Detector	Frequency (MHz)	Power (dBm)	Limit (dBm)	Verdict	Sweep Point
848.5	849	0.01	RMS	848.784	23.28	35	Pass	401
849	850	0.003	RMS	849.029	-19.06	-13	Pass	700
850	855	0.1	RMS	850.038	-45.39	-13	Pass	401



## 2. GSM\_PCS

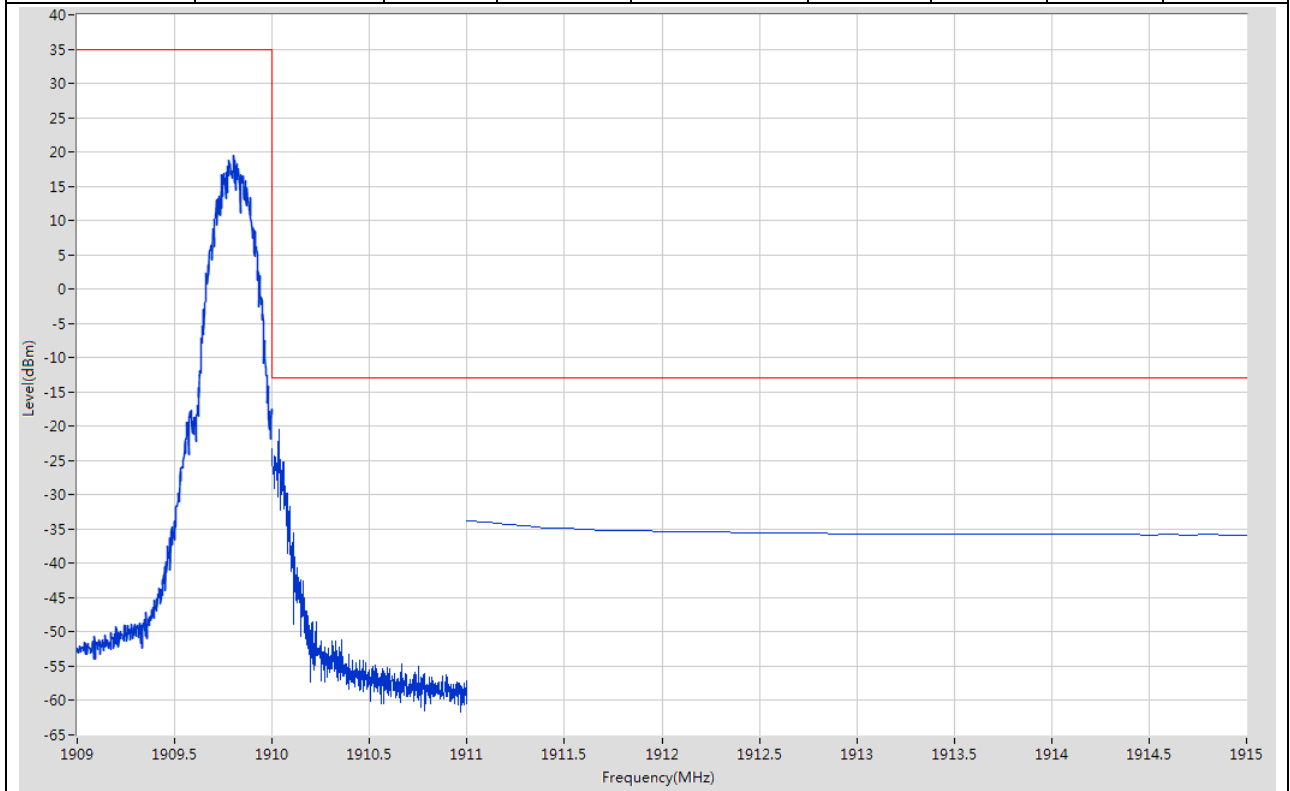
### 2.1. GSM Band Edge(NTNV)(Channel:512)

Start Frequency (MHz)	Stop Frequency (MHz)	RBW (MHz)	Detector	Frequency (MHz)	Power (dBm)	Limit (dBm)	Verdict	Sweep Point
1845	1849	1	RMS	1849	-34.01	-13	Pass	41
1849	1850	0.003	RMS	1849.98	-20.29	-13	Pass	700
1850	1851	0.01	RMS	1850.195	18.6	35	Pass	401



## 2.2. GSM Band Edge(NTNV)(Channel:810)

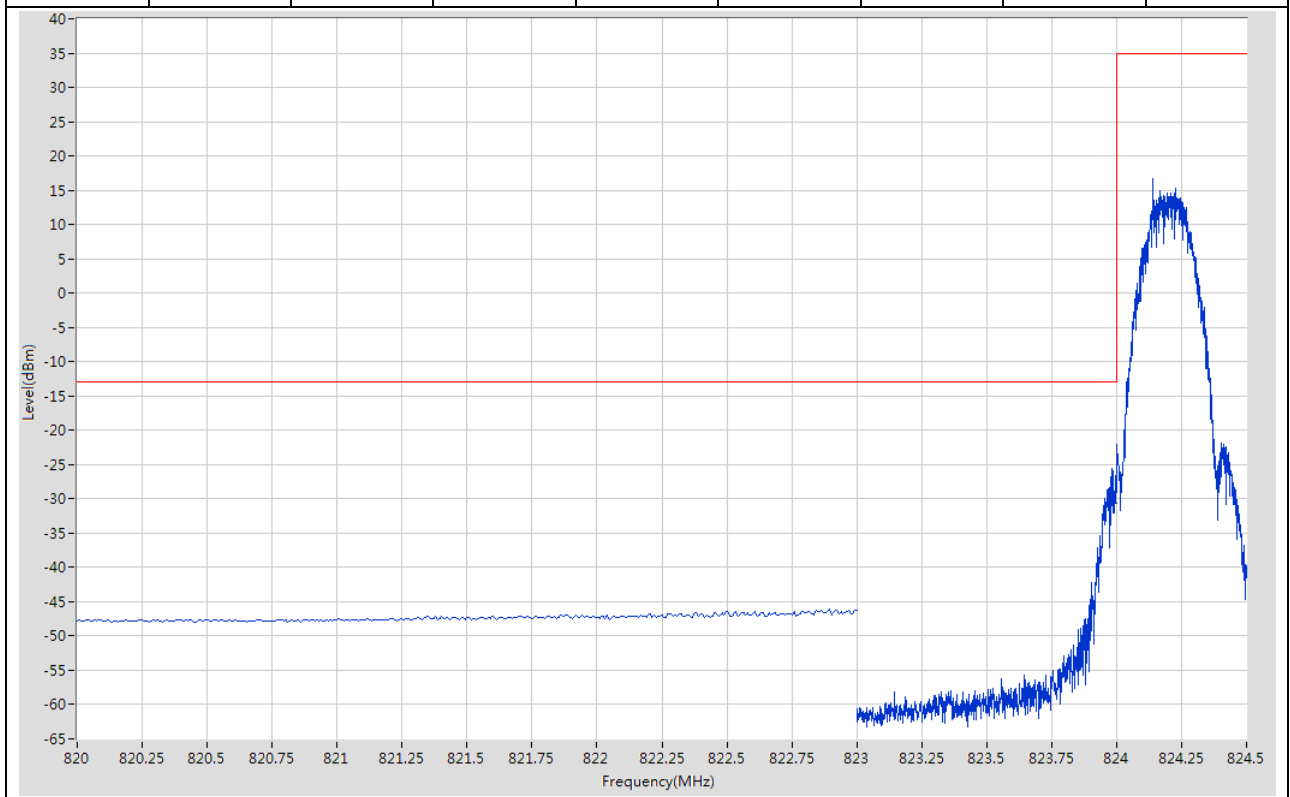
Start Frequency (MHz)	Stop Frequency (MHz)	RBW (MHz)	Detector	Frequency (MHz)	Power (dBm)	Limit (dBm)	Verdict	Sweep Point
1909	1910	0.01	RMS	1909.803	19.42	35	Pass	401
1910	1911	0.003	RMS	1910.033	-20.52	-13	Pass	700
1911	1915	1	RMS	1911	-33.77	-13	Pass	41



### 3. EGPRS\_GSM850

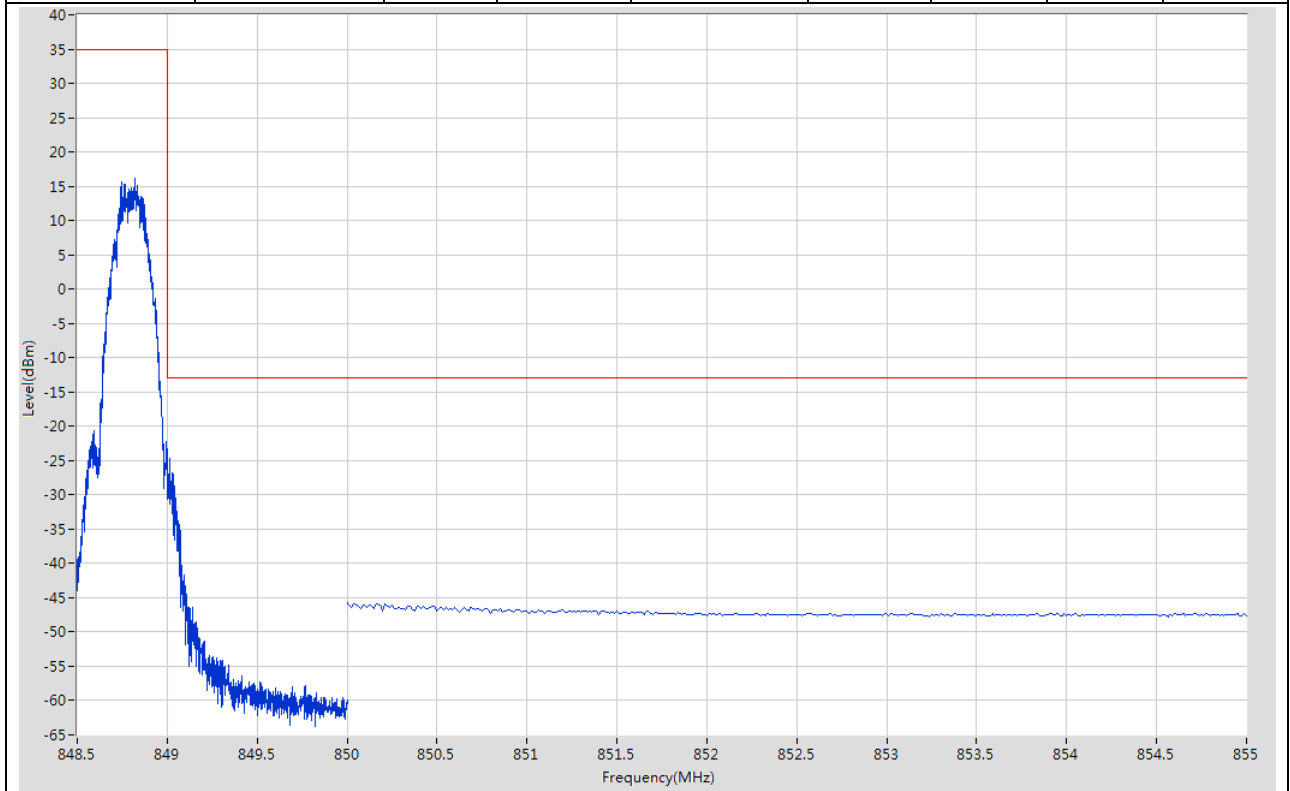
#### 3.1. EGPRS Band Edge(NTNV)(Channel:128)

Start Frequency (MHz)	Stop Frequency (MHz)	RBW (MHz)	Detector	Frequency (MHz)	Power (dBm)	Limit (dBm)	Verdict	Sweep Point
820	823	0.1	RMS	822.895	-46.1	-13	Pass	401
823	824	0.003	RMS	823.984	-25.63	-13	Pass	700
824	824.5	0.01	RMS	824.141	16.71	35	Pass	401



### 3.2. EGPRS Band Edge(NTNV)(Channel:251)

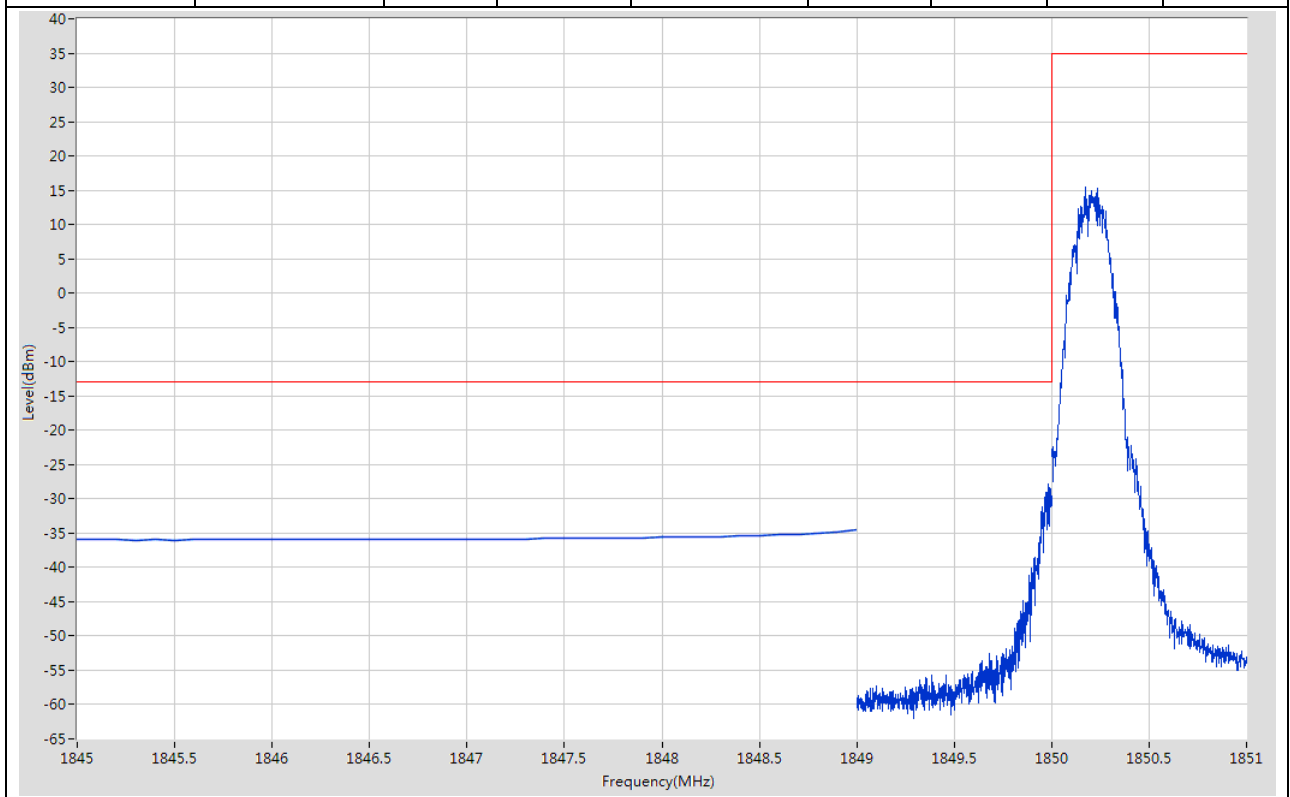
Start Frequency (MHz)	Stop Frequency (MHz)	RBW (MHz)	Detector	Frequency (MHz)	Power (dBm)	Limit (dBm)	Verdict	Sweep Point
848.5	849	0.01	RMS	848.818	16.22	35	Pass	401
849	850	0.003	RMS	849.014	-24.71	-13	Pass	700
850	855	0.1	RMS	850	-45.79	-13	Pass	401



## 4. EGPRS\_PCS

### 4.1. EGPRS Band Edge(NTNV)(Channel:512)

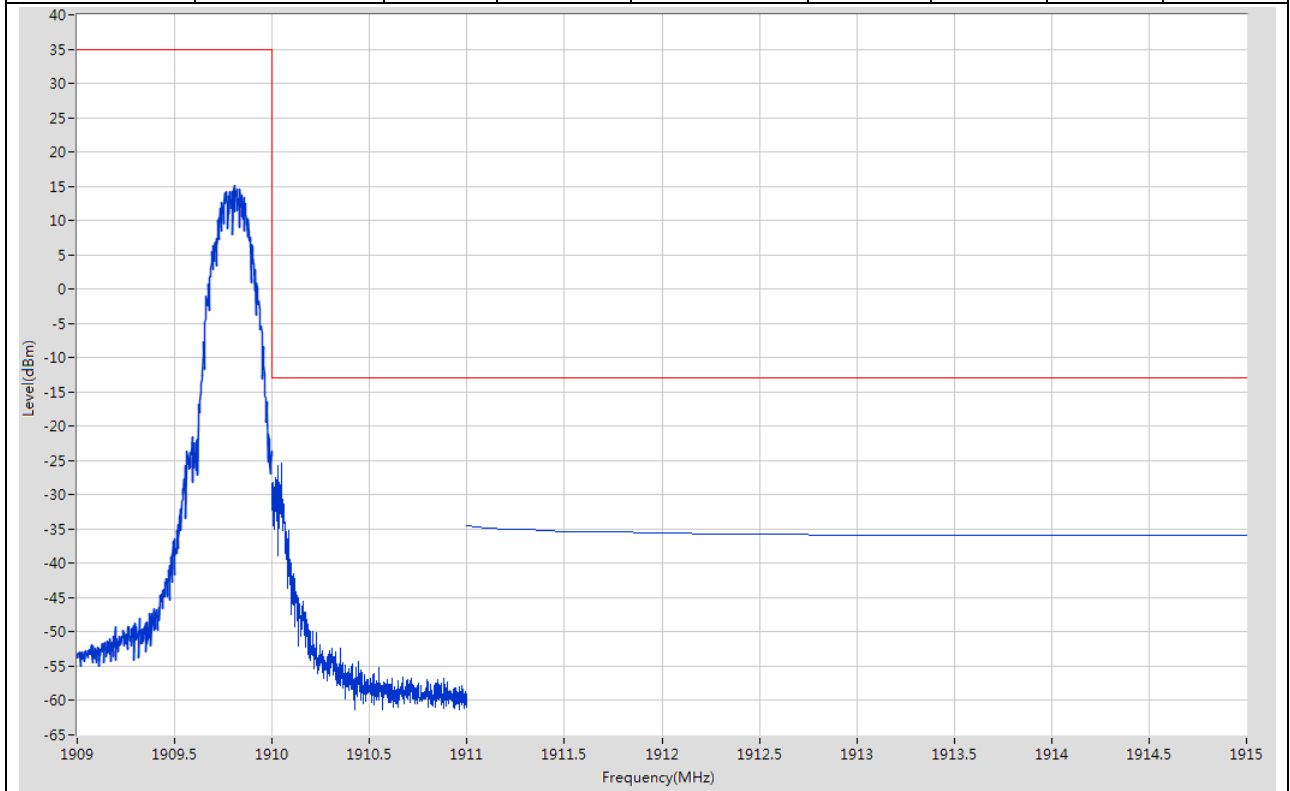
Start Frequency (MHz)	Stop Frequency (MHz)	RBW (MHz)	Detector	Frequency (MHz)	Power (dBm)	Limit (dBm)	Verdict	Sweep Point
1845	1849	1	RMS	1849	-34.56	-13	Pass	41
1849	1850	0.003	RMS	1849.98	-27.77	-13	Pass	700
1850	1851	0.01	RMS	1850.173	15.41	35	Pass	401





#### 4.2. EGPRS Band Edge(NTNV)(Channel:810)

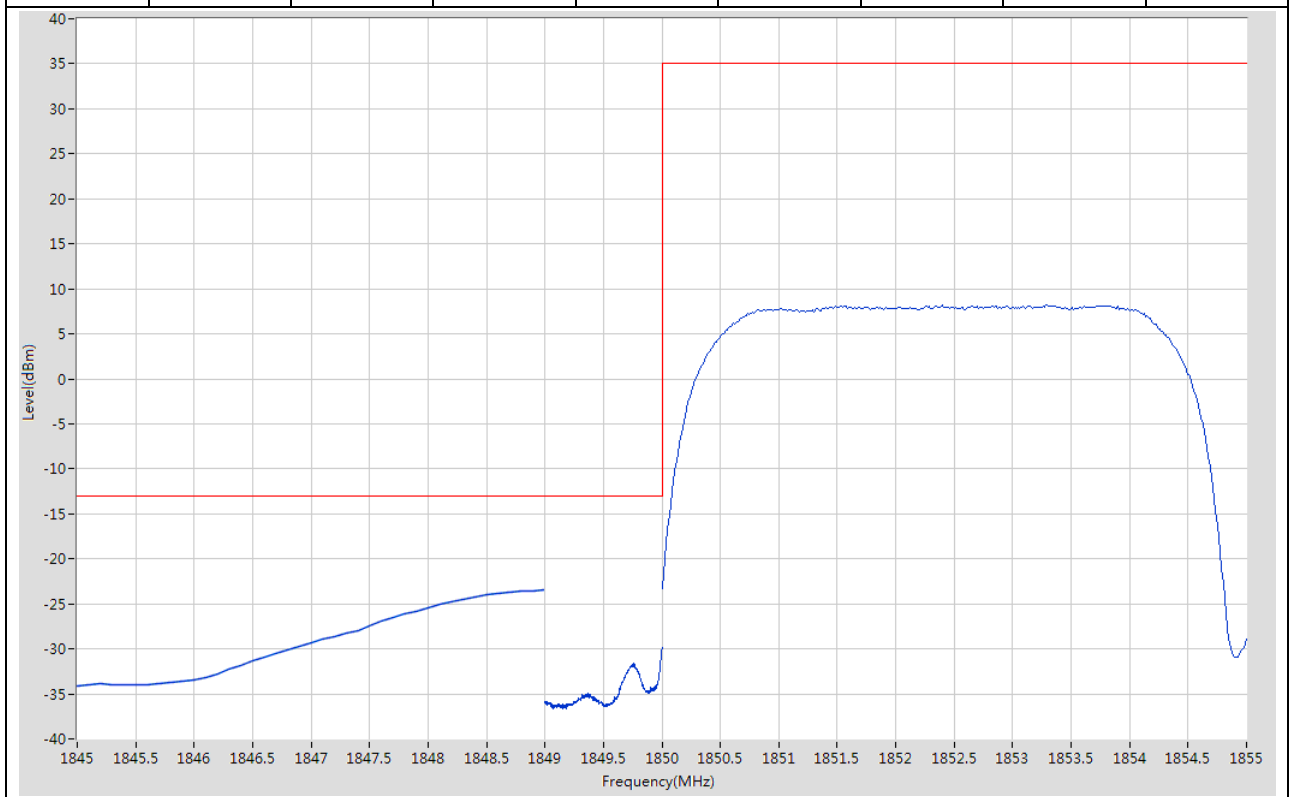
Start Frequency (MHz)	Stop Frequency (MHz)	RBW (MHz)	Detector	Frequency (MHz)	Power (dBm)	Limit (dBm)	Verdict	Sweep Point
1909	1910	0.01	RMS	1909.805	15.14	35	Pass	401
1910	1911	0.003	RMS	1910.047	-25.41	-13	Pass	700
1911	1915	1	RMS	1911	-34.55	-13	Pass	41



## 5. WCDMA\_Band2

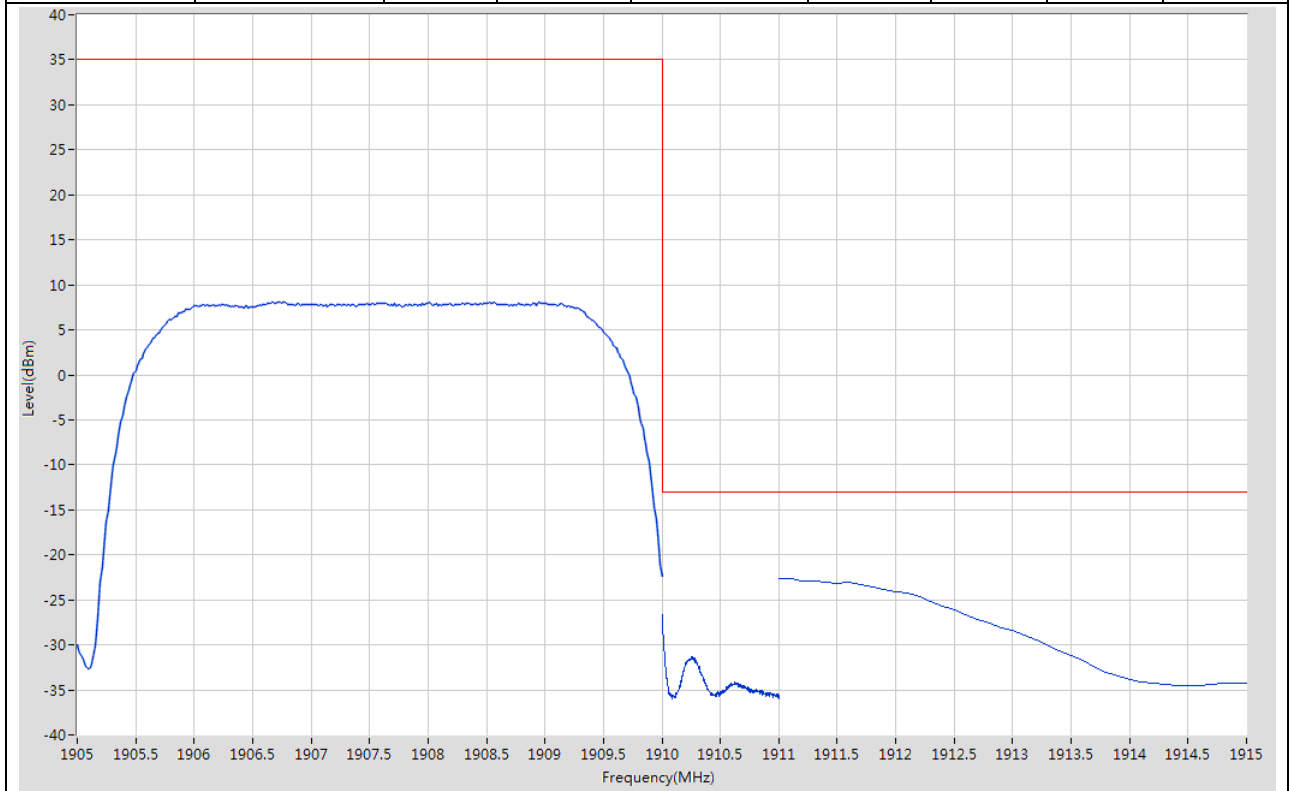
### 5.3. WCDMA Band Edge(NTNV)(Channel:9262)

Start Frequency (MHz)	Stop Frequency (MHz)	RBW (MHz)	Detector	Frequency (MHz)	Power (dBm)	Limit (dBm)	Verdict	Sweep Point
1845	1849	1	RMS	1849	-23.44	-13	Pass	41
1849	1850	0.051	RMS	1850	-29.91	-13	Pass	401
1850	1855	0.1	RMS	1852.4	8.19	35	Pass	401



### 5.4. WCDMA Band Edge(NTNV)(Channel:9538)

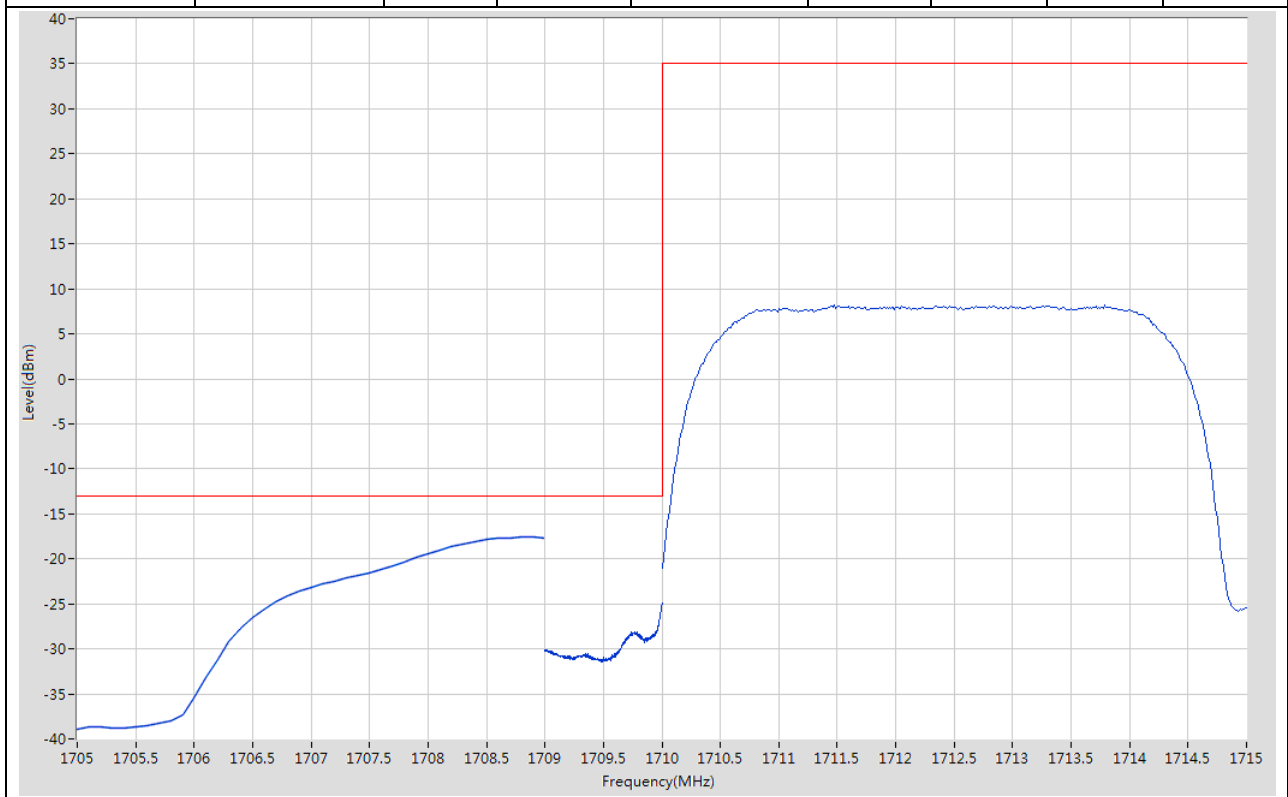
Start Frequency (MHz)	Stop Frequency (MHz)	RBW (MHz)	Detector	Frequency (MHz)	Power (dBm)	Limit (dBm)	Verdict	Sweep Point
1905	1910	0.1	RMS	1906.725	8.14	35	Pass	401
1910	1911	0.051	RMS	1910	-26.7	-13	Pass	401
1911	1915	1	RMS	1911.1	-22.66	-13	Pass	41



## 6. WCDMA\_Band4

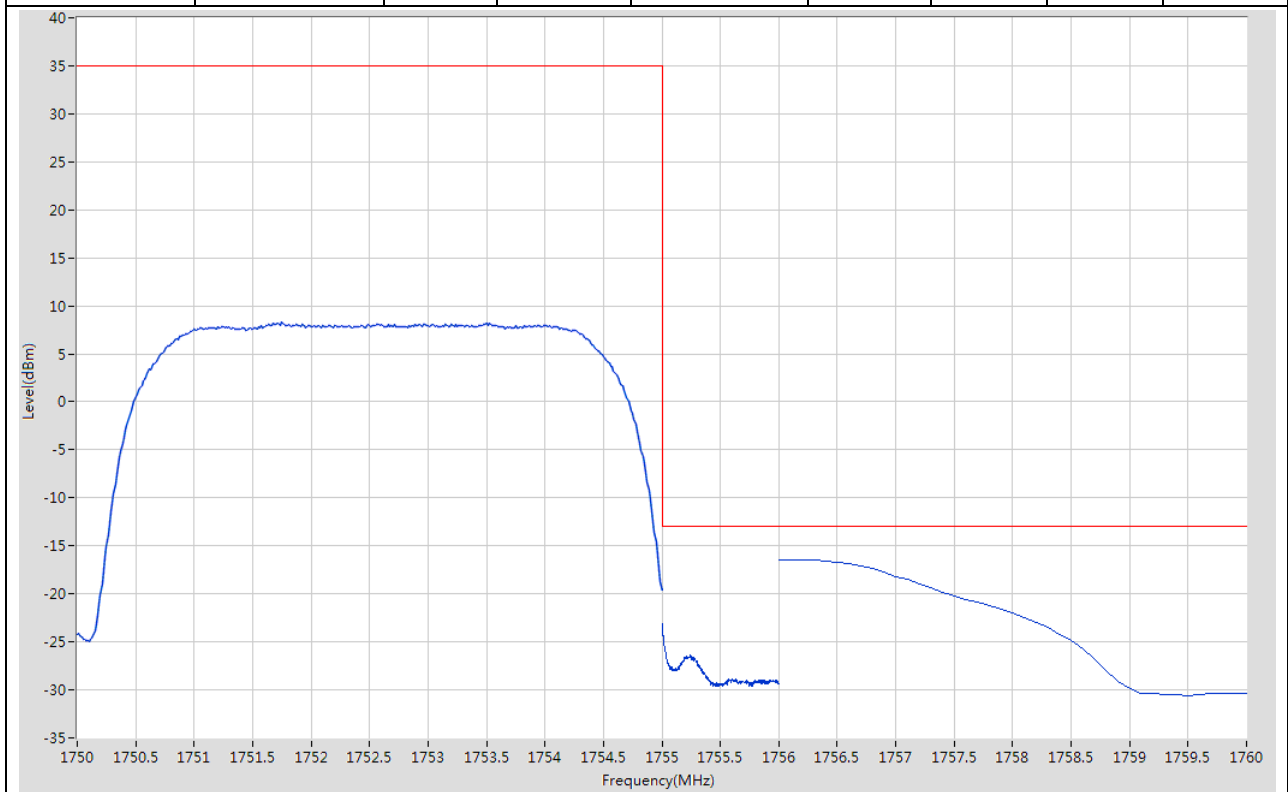
### 6.1. WCDMA Band Edge(NTNV)(Channel:1312)

Start Frequency (MHz)	Stop Frequency (MHz)	RBW (MHz)	Detector	Frequency (MHz)	Power (dBm)	Limit (dBm)	Verdict	Sweep Point
1705	1709	1	RMS	1708.8	-17.61	-13	Pass	41
1709	1710	0.051	RMS	1710	-24.92	-13	Pass	401
1710	1715	0.1	RMS	1711.475	8.18	35	Pass	401



## 6.2. WCDMA Band Edge(NTNV)(Channel:1513)

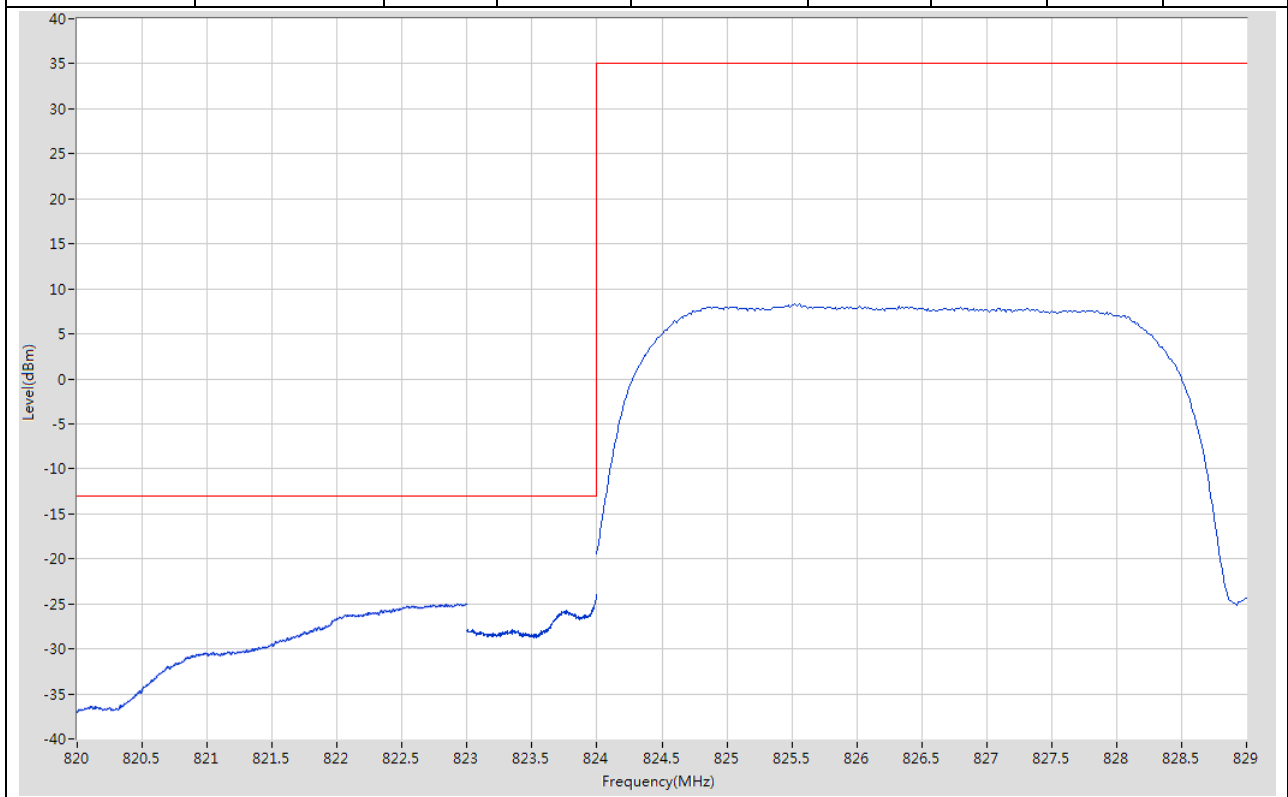
Start Frequency (MHz)	Stop Frequency (MHz)	RBW (MHz)	Detector	Frequency (MHz)	Power (dBm)	Limit (dBm)	Verdict	Sweep Point
1750	1755	0.1	RMS	1751.75	8.27	35	Pass	401
1755	1756	0.051	RMS	1755	-23.11	-13	Pass	401
1756	1760	1	RMS	1756	-16.43	-13	Pass	41



## 7. WCDMA\_Band5

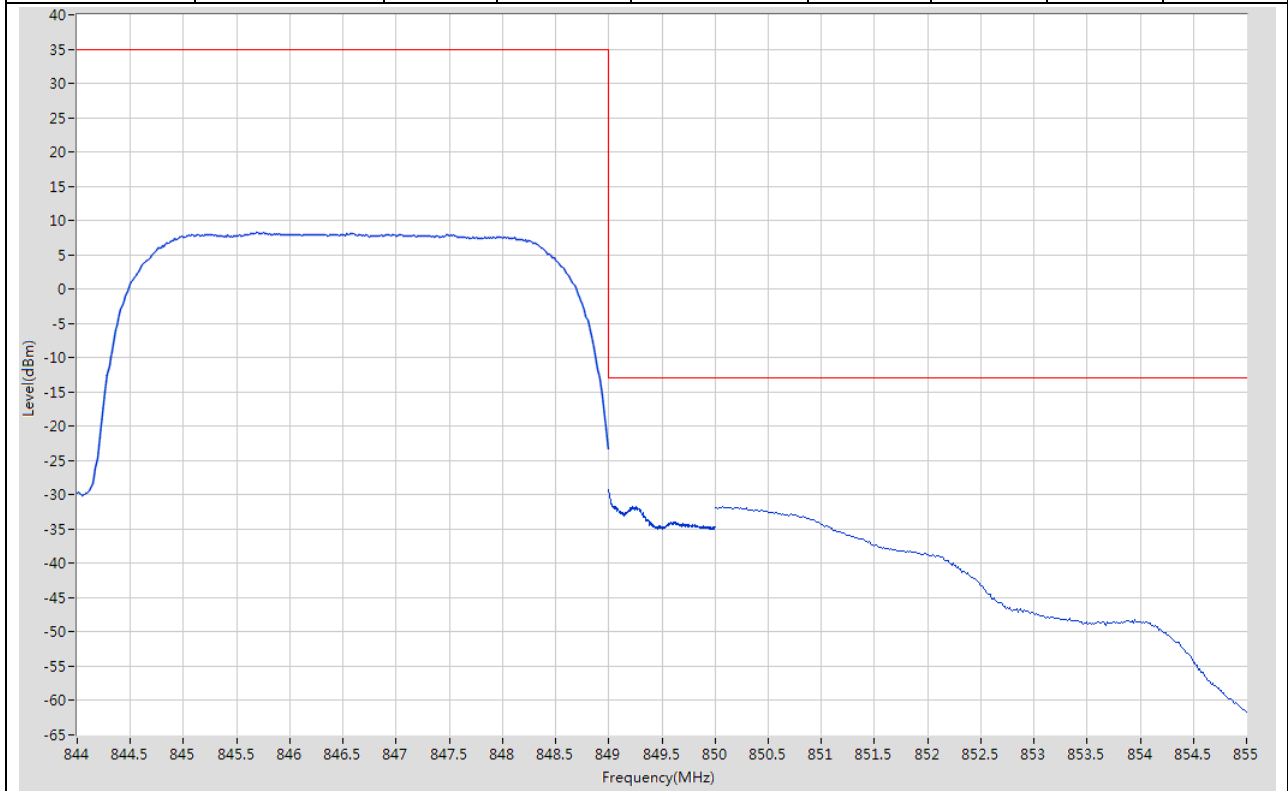
### 7.1. WCDMA Band Edge(NTNV)(Channel:4132)

Start Frequency (MHz)	Stop Frequency (MHz)	RBW (MHz)	Detector	Frequency (MHz)	Power (dBm)	Limit (dBm)	Verdict	Sweep Point
820	823	0.1	RMS	822.955	-25.04	-13	Pass	401
823	824	0.051	RMS	824	-23.97	-13	Pass	401
824	829	0.1	RMS	825.563	8.31	35	Pass	401



## 7.2. WCDMA Band Edge(NTNV)(Channel:4233)

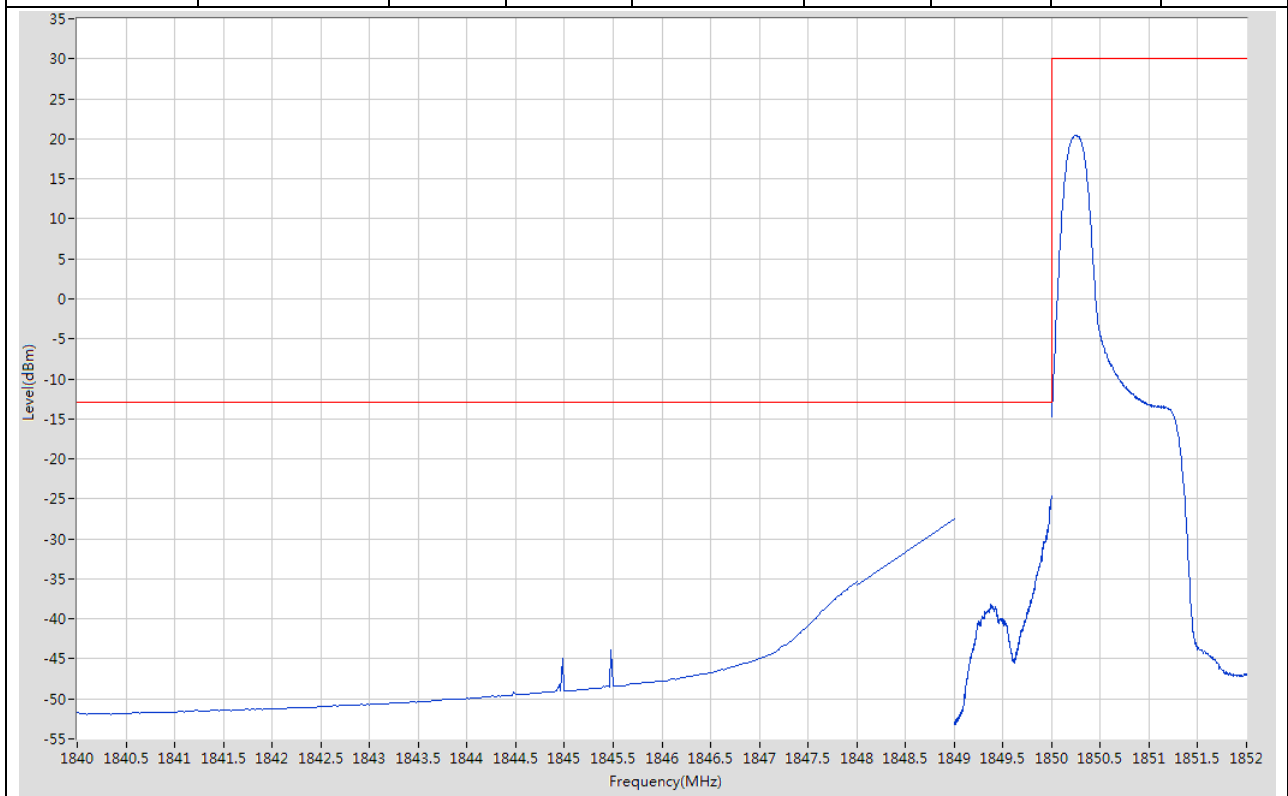
Start Frequency (MHz)	Stop Frequency (MHz)	RBW (MHz)	Detector	Frequency (MHz)	Power (dBm)	Limit (dBm)	Verdict	Sweep Point
844	849	0.1	RMS	845.75	8.33	35	Pass	401
849	850	0.051	RMS	849	-29.28	-13	Pass	401
850	855	0.1	RMS	850.075	-31.74	-13	Pass	401



## 8. LTE\_Band2

### 8.1. LTE Band Edge(NTNV)(Subtest:1, Channel:18607, Bandwidth:1.4, Modulation:QPSK, RB Number: 1, RB Position:LOW)

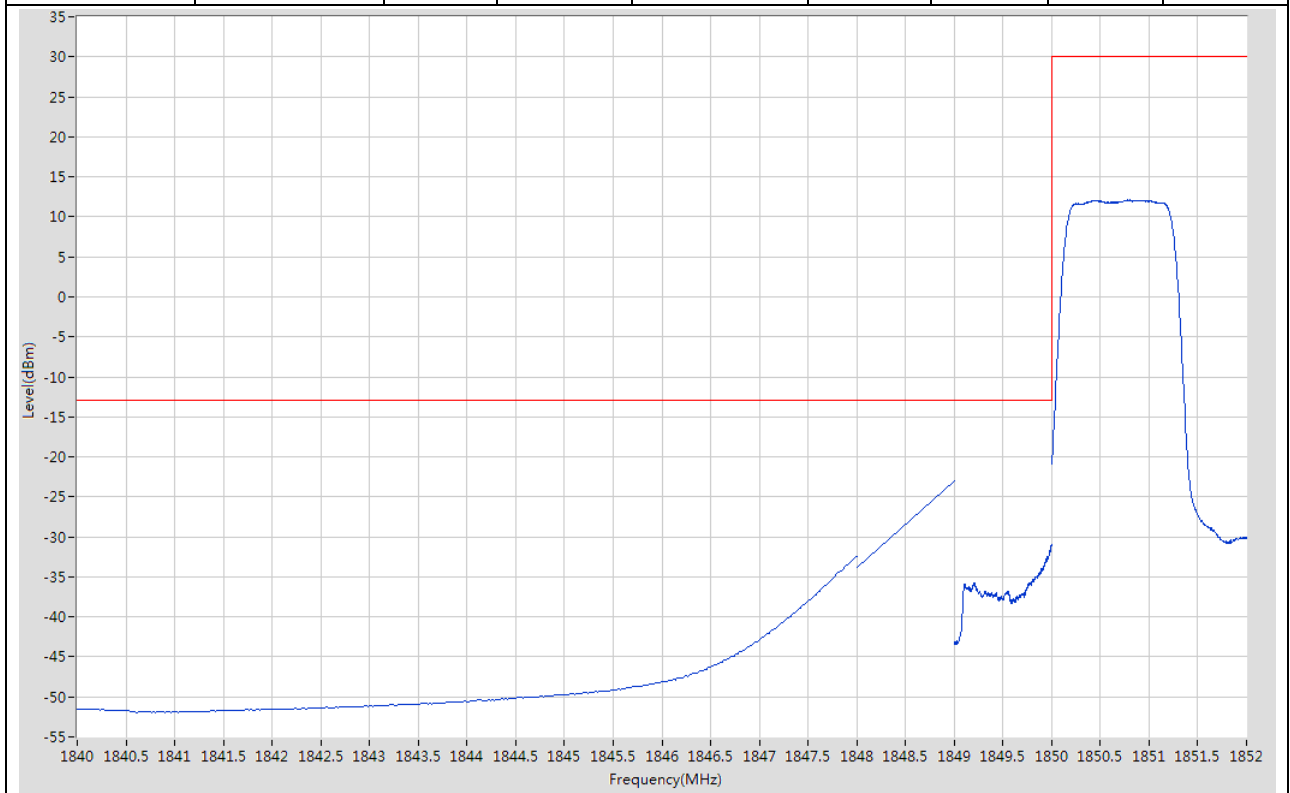
Start Frequency (MHz)	Stop Frequency (MHz)	RBW (MHz)	Detector	Frequency (MHz)	Power (dBm)	Limit (dBm)	Verdict	Sweep Point
1840	1848	1	RMS	1848	-35.38	-13	Pass	401
1848	1849	1	RMS	1849	-27.44	-13	Pass	2
1849	1850	0.02	RMS	1850	-24.59	-13	Pass	401
1850	1852	0.1	RMS	1850.235	20.5	30	Pass	401





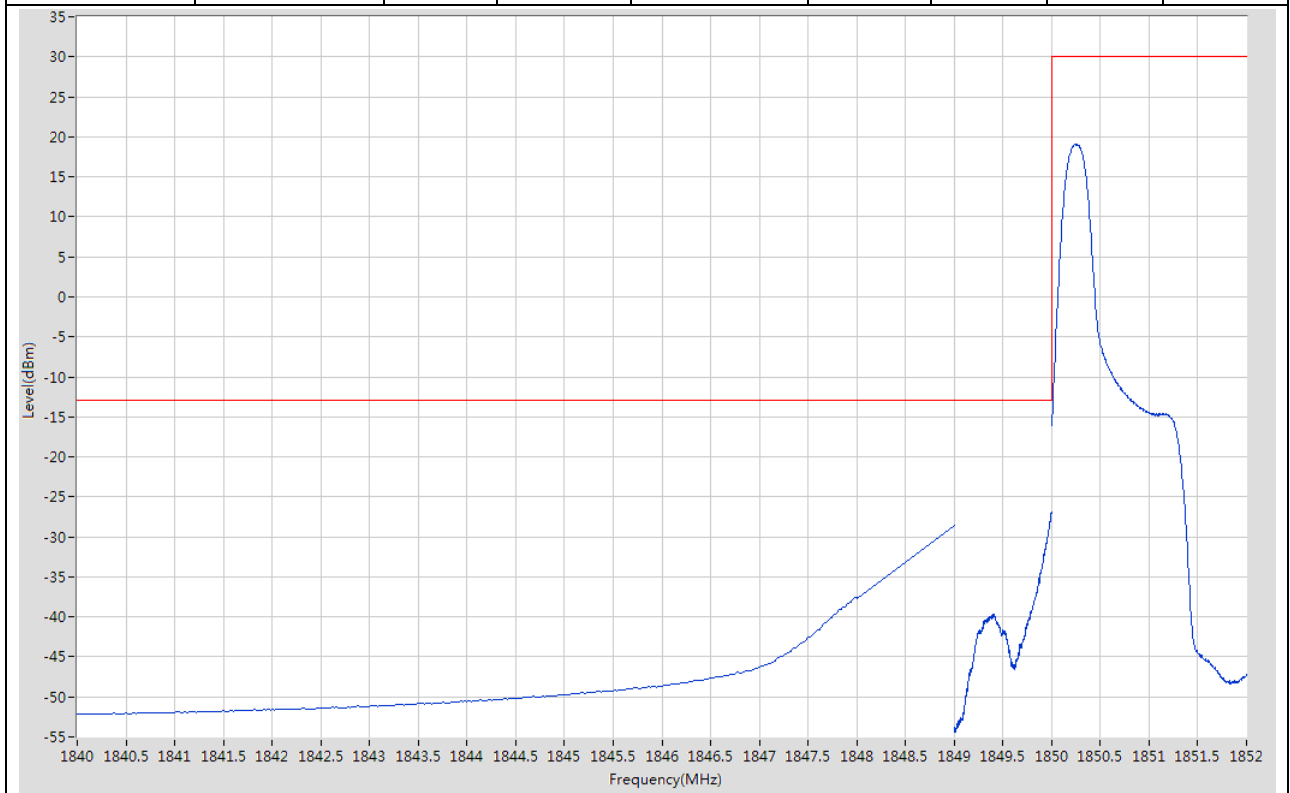
**8.2. LTE Band Edge(NTNV)(Subtest:2, Channel:18607, Bandwidth:1.4, Modulation:QPSK, RB Number: 6, RB Position:LOW)**

Start Frequency (MHz)	Stop Frequency (MHz)	RBW (MHz)	Detector	Frequency (MHz)	Power (dBm)	Limit (dBm)	Verdict	Sweep Point
1840	1848	1	RMS	1848	-32.45	-13	Pass	401
1848	1849	1	RMS	1849	-22.99	-13	Pass	2
1849	1850	0.02	RMS	1850	-30.92	-13	Pass	401
1850	1852	0.1	RMS	1850.78	12.09	30	Pass	401



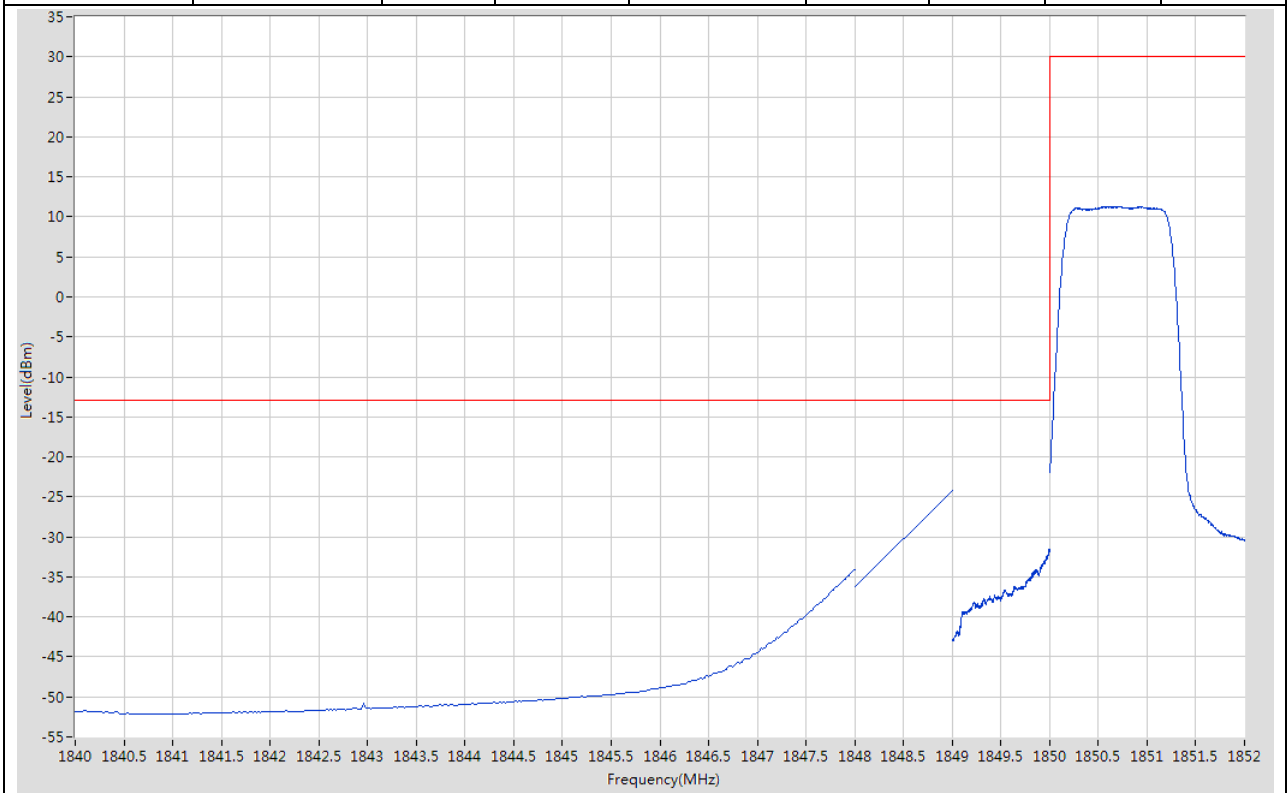
**8.3. LTE Band Edge(NTNV)(Subtest:3, Channel:18607, Bandwidth:1.4, Modulation:Q16, RB Number: 1, RB Position:LOW)**

Start Frequency (MHz)	Stop Frequency (MHz)	RBW (MHz)	Detector	Frequency (MHz)	Power (dBm)	Limit (dBm)	Verdict	Sweep Point
1840	1848	1	RMS	1848	-37.51	-13	Pass	401
1848	1849	1	RMS	1849	-28.58	-13	Pass	2
1849	1850	0.02	RMS	1849.998	-26.97	-13	Pass	401
1850	1852	0.1	RMS	1850.255	19.07	30	Pass	401



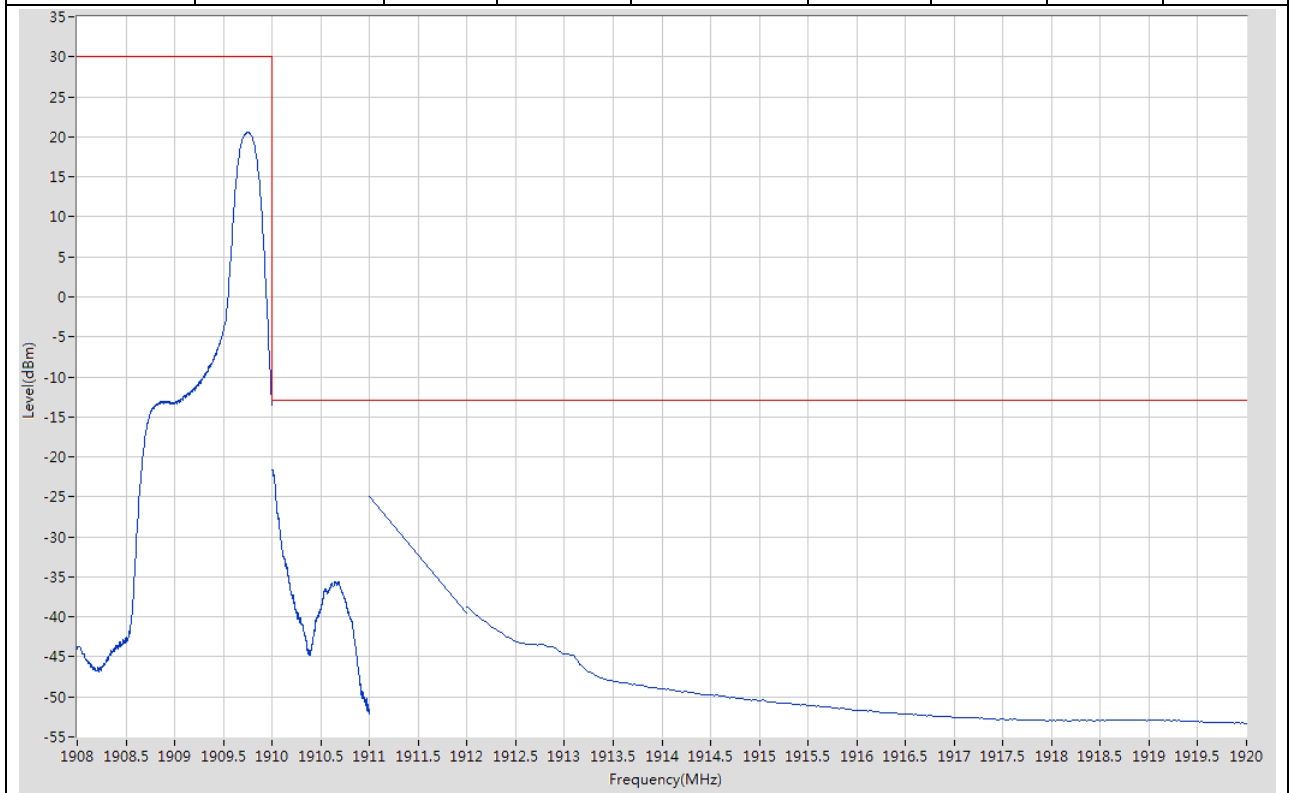
**8.4. LTE Band Edge(NTNV)(Subtest:4, Channel:18607, Bandwidth:1.4, Modulation:Q16, RB Number: 6, RB Position:LOW)**

Start Frequency (MHz)	Stop Frequency (MHz)	RBW (MHz)	Detector	Frequency (MHz)	Power (dBm)	Limit (dBm)	Verdict	Sweep Point
1840	1848	1	RMS	1848	-34.04	-13	Pass	401
1848	1849	1	RMS	1849	-24.15	-13	Pass	2
1849	1850	0.02	RMS	1849.998	-31.53	-13	Pass	401
1850	1852	0.1	RMS	1850.62	11.3	30	Pass	401



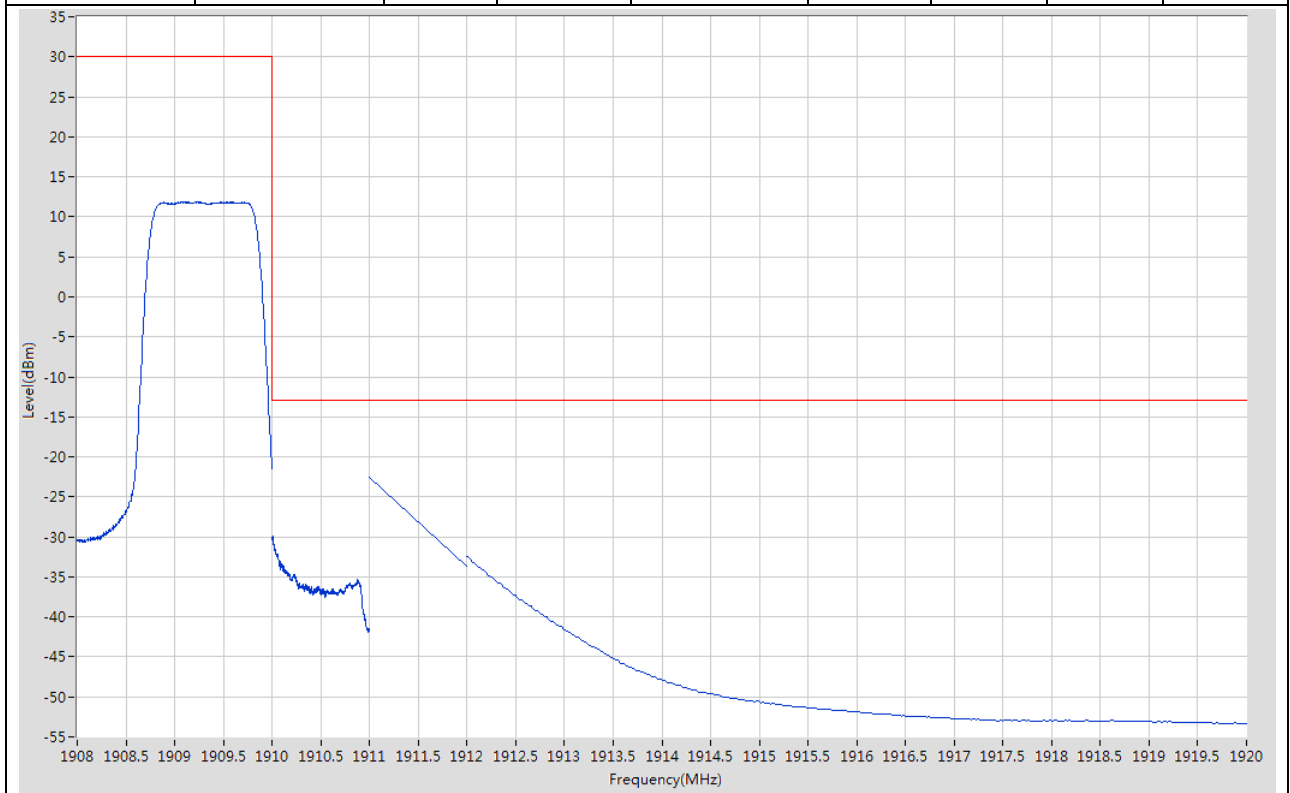
**8.5. LTE Band Edge(NTNV)(Subtest:5, Channel:19193, Bandwidth:1.4, Modulation:QPSK, RB Number: 1, RB Position:HIGH)**

Start Frequency (MHz)	Stop Frequency (MHz)	RBW (MHz)	Detector	Frequency (MHz)	Power (dBm)	Limit (dBm)	Verdict	Sweep Point
1908	1910	0.1	RMS	1909.75	20.57	30	Pass	401
1910	1911	0.02	RMS	1910.005	-21.57	-13	Pass	401
1911	1912	1	RMS	1911	-24.91	-13	Pass	2
1912	1920	1	RMS	1912	-38.8	-13	Pass	401



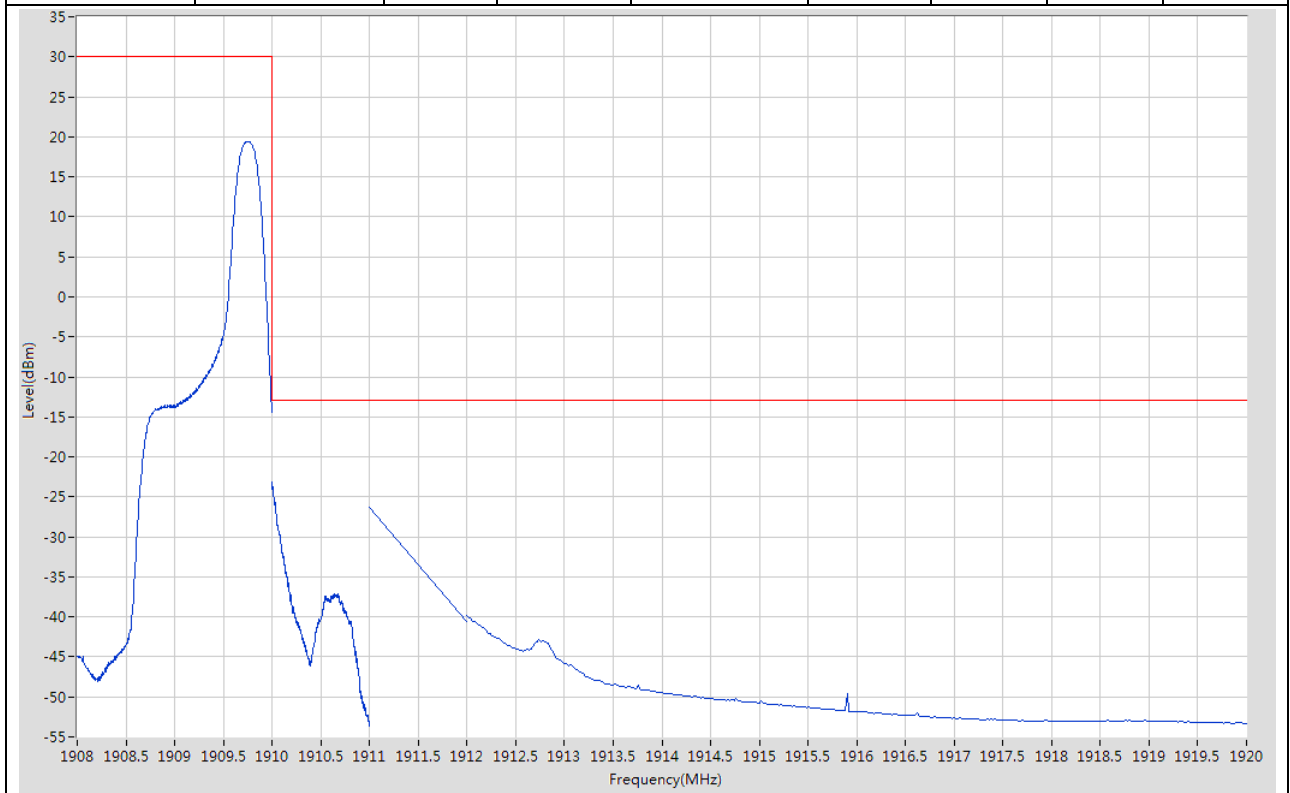
**8.6. LTE Band Edge(NTNV)(Subtest:6, Channel:19193, Bandwidth:1.4, Modulation:QPSK, RB Number: 6, RB Position:HIGH)**

Start Frequency (MHz)	Stop Frequency (MHz)	RBW (MHz)	Detector	Frequency (MHz)	Power (dBm)	Limit (dBm)	Verdict	Sweep Point
1908	1910	0.1	RMS	1909.1	11.85	30	Pass	401
1910	1911	0.02	RMS	1910.005	-29.94	-13	Pass	401
1911	1912	1	RMS	1911	-22.48	-13	Pass	2
1912	1920	1	RMS	1912	-32.44	-13	Pass	401



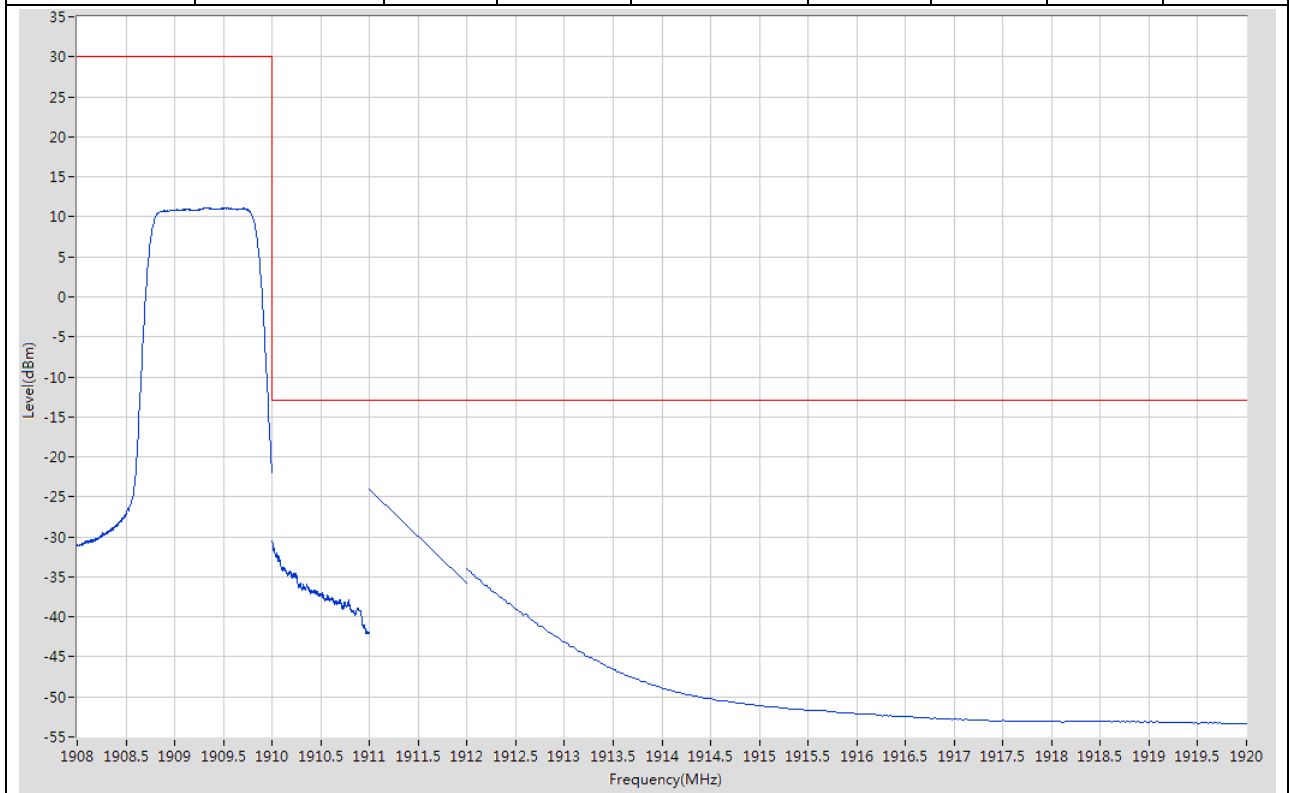
**8.7. LTE Band Edge(NTNV)(Subtest:7, Channel:19193, Bandwidth:1.4, Modulation:Q16, RB Number: 1, RB Position:HIGH)**

Start Frequency (MHz)	Stop Frequency (MHz)	RBW (MHz)	Detector	Frequency (MHz)	Power (dBm)	Limit (dBm)	Verdict	Sweep Point
1908	1910	0.1	RMS	1909.755	19.42	30	Pass	401
1910	1911	0.02	RMS	1910	-23.09	-13	Pass	401
1911	1912	1	RMS	1911	-26.27	-13	Pass	2
1912	1920	1	RMS	1912	-39.8	-13	Pass	401



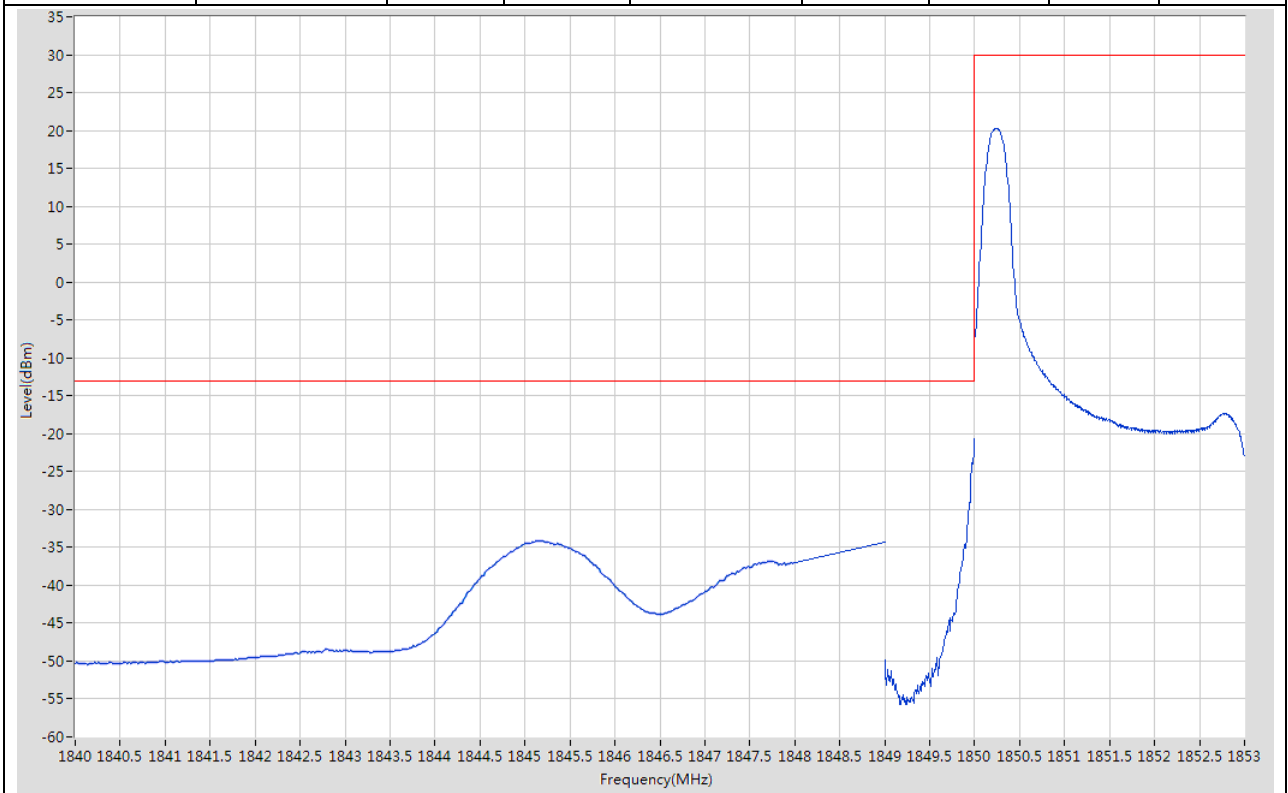
**8.8. LTE Band Edge(NTNV)(Subtest:8, Channel:19193, Bandwidth:1.4, Modulation:Q16, RB Number: 6, RB Position:HIGH)**

Start Frequency (MHz)	Stop Frequency (MHz)	RBW (MHz)	Detector	Frequency (MHz)	Power (dBm)	Limit (dBm)	Verdict	Sweep Point
1908	1910	0.1	RMS	1909.54	11.15	30	Pass	401
1910	1911	0.02	RMS	1910	-30.54	-13	Pass	401
1911	1912	1	RMS	1911	-24.03	-13	Pass	2
1912	1920	1	RMS	1912	-33.98	-13	Pass	401



**8.9. LTE Band Edge(NTNV)(Subtest:9, Channel:18615, Bandwidth:3, Modulation:QPSK, RB Number: 1, RB Position:LOW)**

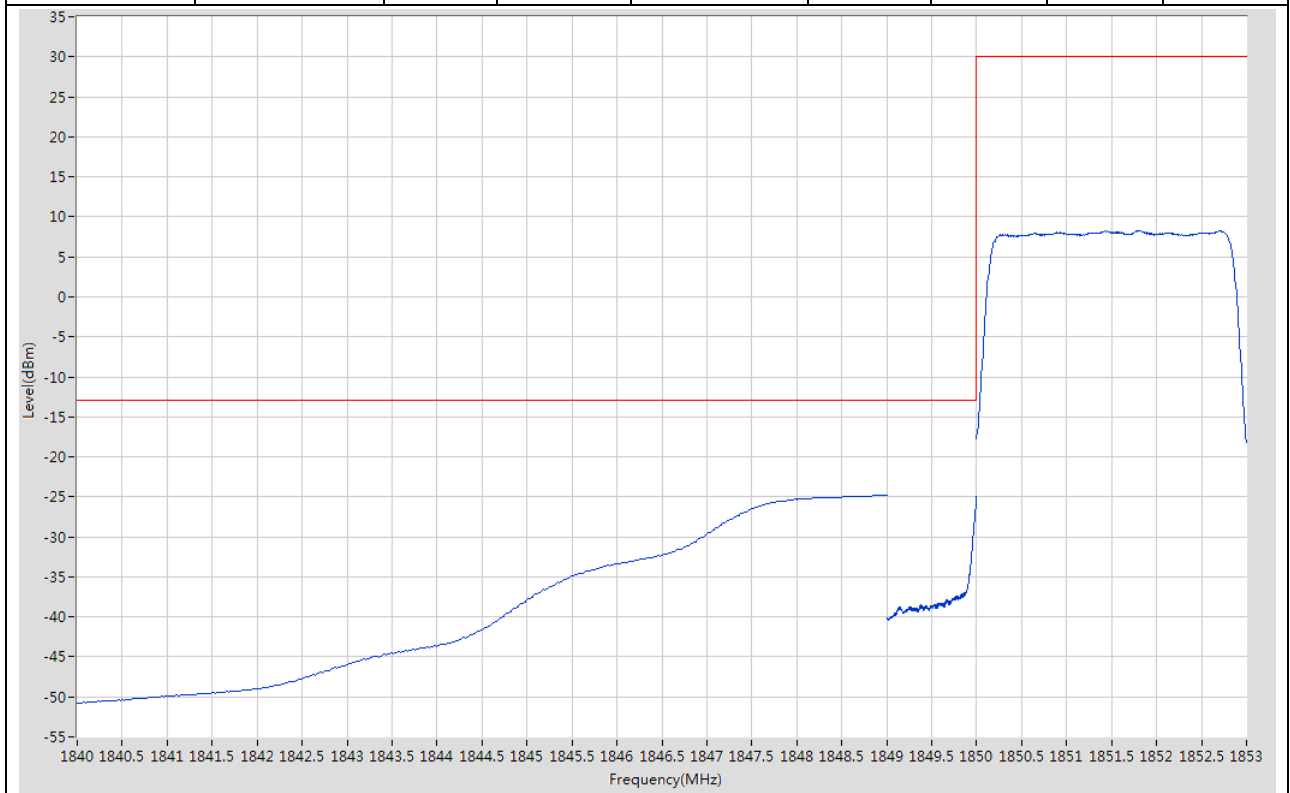
Start Frequency (MHz)	Stop Frequency (MHz)	RBW (MHz)	Detector	Frequency (MHz)	Power (dBm)	Limit (dBm)	Verdict	Sweep Point
1840	1848	1	RMS	1845.16	-34.07	-13	Pass	401
1848	1849	1	RMS	1849	-34.32	-13	Pass	2
1849	1850	0.01	RMS	1850	-20.65	-13	Pass	101
1850	1853	0.1	RMS	1850.24	20.32	30	Pass	401





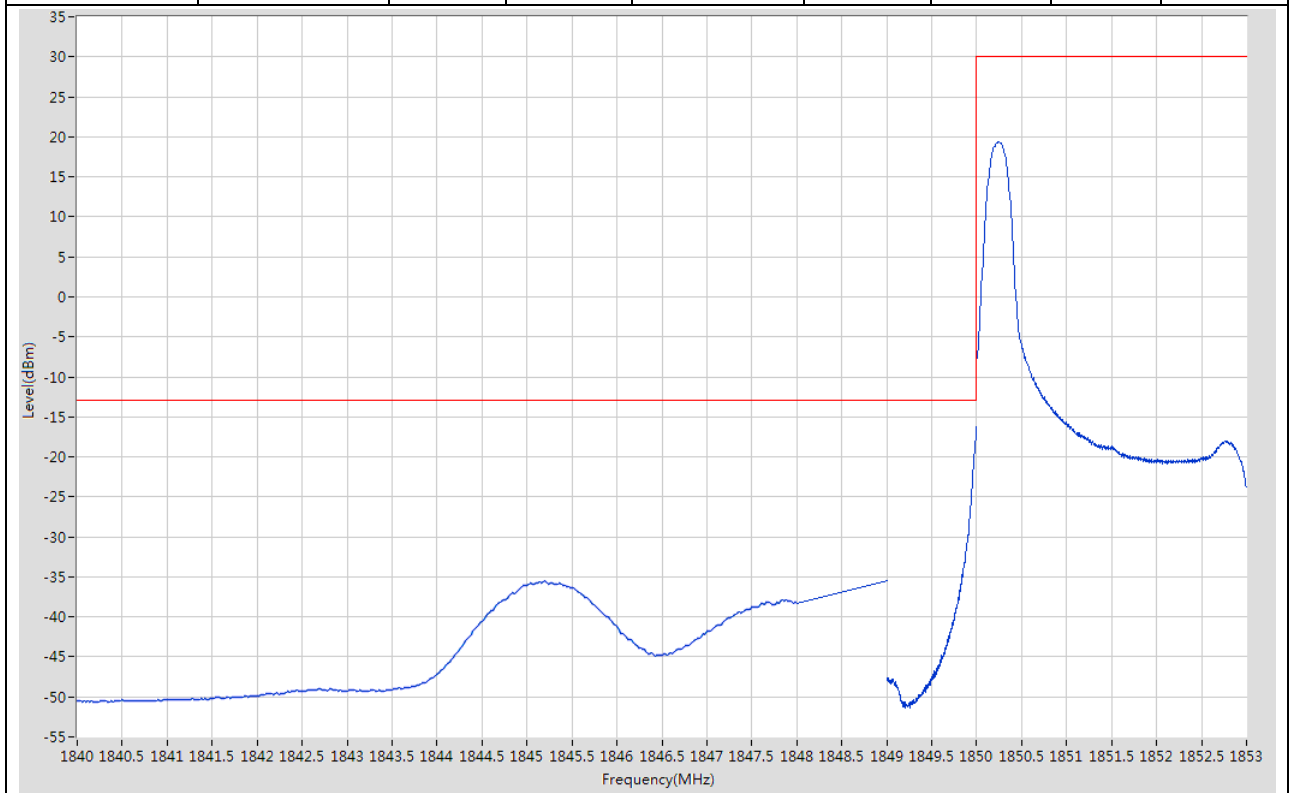
**8.10. LTE Band Edge(NTNV)(Subtest:10, Channel:18615, Bandwidth:3, Modulation:QPSK, RB Number: 15, RB Position:LOW)**

Start Frequency (MHz)	Stop Frequency (MHz)	RBW (MHz)	Detector	Frequency (MHz)	Power (dBm)	Limit (dBm)	Verdict	Sweep Point
1840	1848	1	RMS	1847.98	-25.28	-13	Pass	401
1848	1849	1	RMS	1849	-24.73	-13	Pass	2
1849	1850	0.03	RMS	1850	-24.97	-13	Pass	401
1850	1853	0.1	RMS	1851.8	8.31	30	Pass	401



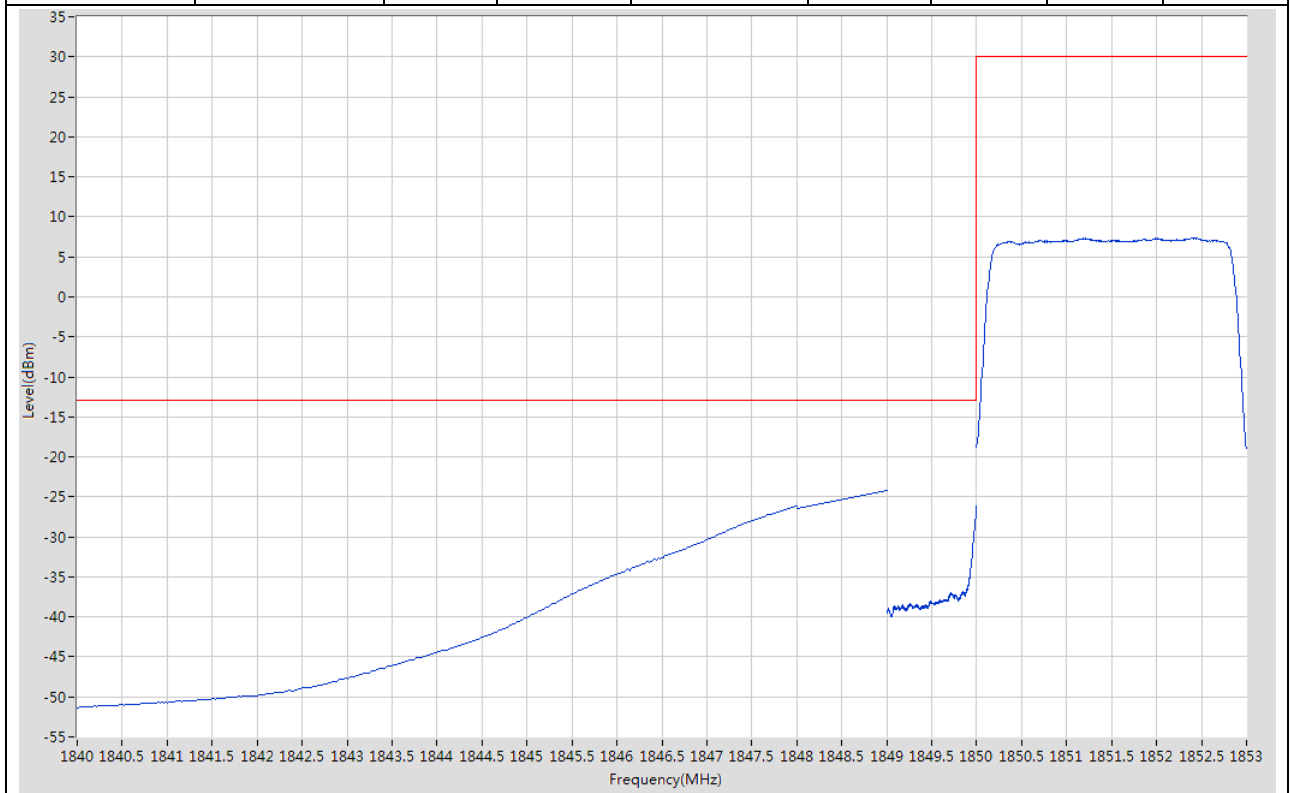
**8.11. LTE Band Edge(NTNV)(Subtest:11, Channel:18615, Bandwidth:3, Modulation:Q16, RB Number: 1, RB Position:LOW)**

Start Frequency (MHz)	Stop Frequency (MHz)	RBW (MHz)	Detector	Frequency (MHz)	Power (dBm)	Limit (dBm)	Verdict	Sweep Point
1840	1848	1	RMS	1845.2	-35.49	-13	Pass	401
1848	1849	1	RMS	1849	-35.46	-13	Pass	2
1849	1850	0.03	RMS	1850	-16.23	-13	Pass	401
1850	1853	0.1	RMS	1850.248	19.38	30	Pass	401



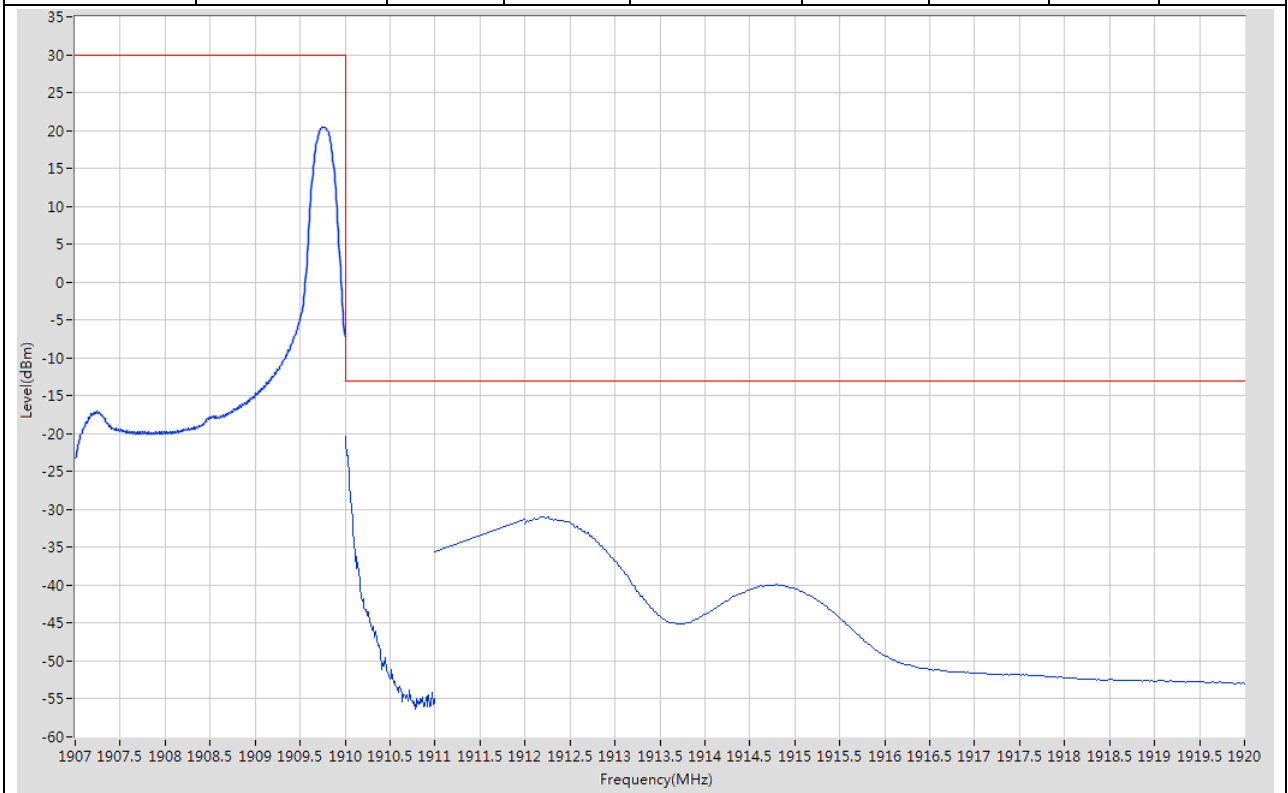
**8.12. LTE Band Edge(NTNV)(Subtest:12, Channel:18615, Bandwidth:3, Modulation:Q16, RB Number: 15, RB Position:LOW)**

Start Frequency (MHz)	Stop Frequency (MHz)	RBW (MHz)	Detector	Frequency (MHz)	Power (dBm)	Limit (dBm)	Verdict	Sweep Point
1840	1848	1	RMS	1848	-26.2	-13	Pass	401
1848	1849	1	RMS	1849	-24.26	-13	Pass	2
1849	1850	0.03	RMS	1850	-26.15	-13	Pass	401
1850	1853	0.1	RMS	1852.415	7.35	30	Pass	401



**8.13. LTE Band Edge(NTNV)(Subtest:13, Channel:19185, Bandwidth:3, Modulation:QPSK, RB Number: 1, RB Position:HIGH)**

Start Frequency (MHz)	Stop Frequency (MHz)	RBW (MHz)	Detector	Frequency (MHz)	Power (dBm)	Limit (dBm)	Verdict	Sweep Point
1907	1910	0.1	RMS	1909.753	20.47	30	Pass	401
1910	1911	0.01	RMS	1910	-20.3	-13	Pass	101
1911	1912	1	RMS	1912	-31.3	-13	Pass	2
1912	1920	1	RMS	1912.2	-30.95	-13	Pass	401



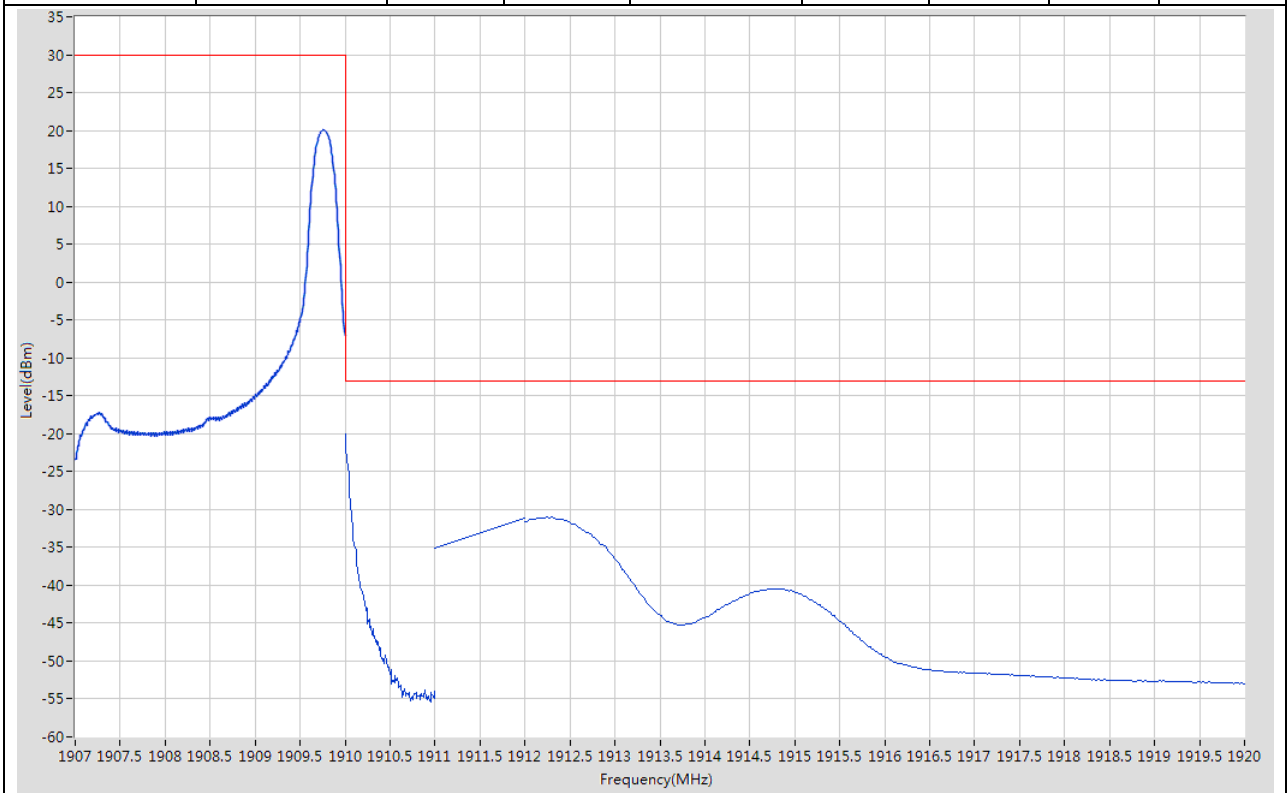
**8.14. LTE Band Edge(NTNV)(Subtest:14, Channel:19185, Bandwidth:3, Modulation:QPSK, RB Number: 15, RB Position:HIGH)**

Start Frequency (MHz)	Stop Frequency (MHz)	RBW (MHz)	Detector	Frequency (MHz)	Power (dBm)	Limit (dBm)	Verdict	Sweep Point
1907	1910	0.1	RMS	1908.86	8.15	30	Pass	401
1910	1911	0.03	RMS	1910	-24.27	-13	Pass	401
1911	1912	1	RMS	1911	-23.41	-13	Pass	2
1912	1920	1	RMS	1912.02	-24.62	-13	Pass	401



**8.15. LTE Band Edge(NTNV)(Subtest:15, Channel:19185, Bandwidth:3, Modulation:Q16, RB Number: 1, RB Position:HIGH)**

Start Frequency (MHz)	Stop Frequency (MHz)	RBW (MHz)	Detector	Frequency (MHz)	Power (dBm)	Limit (dBm)	Verdict	Sweep Point
1907	1910	0.1	RMS	1909.768	20.05	30	Pass	401
1910	1911	0.01	RMS	1910	-19.98	-13	Pass	101
1911	1912	1	RMS	1912	-31.06	-13	Pass	2
1912	1920	1	RMS	1912.3	-31.01	-13	Pass	401



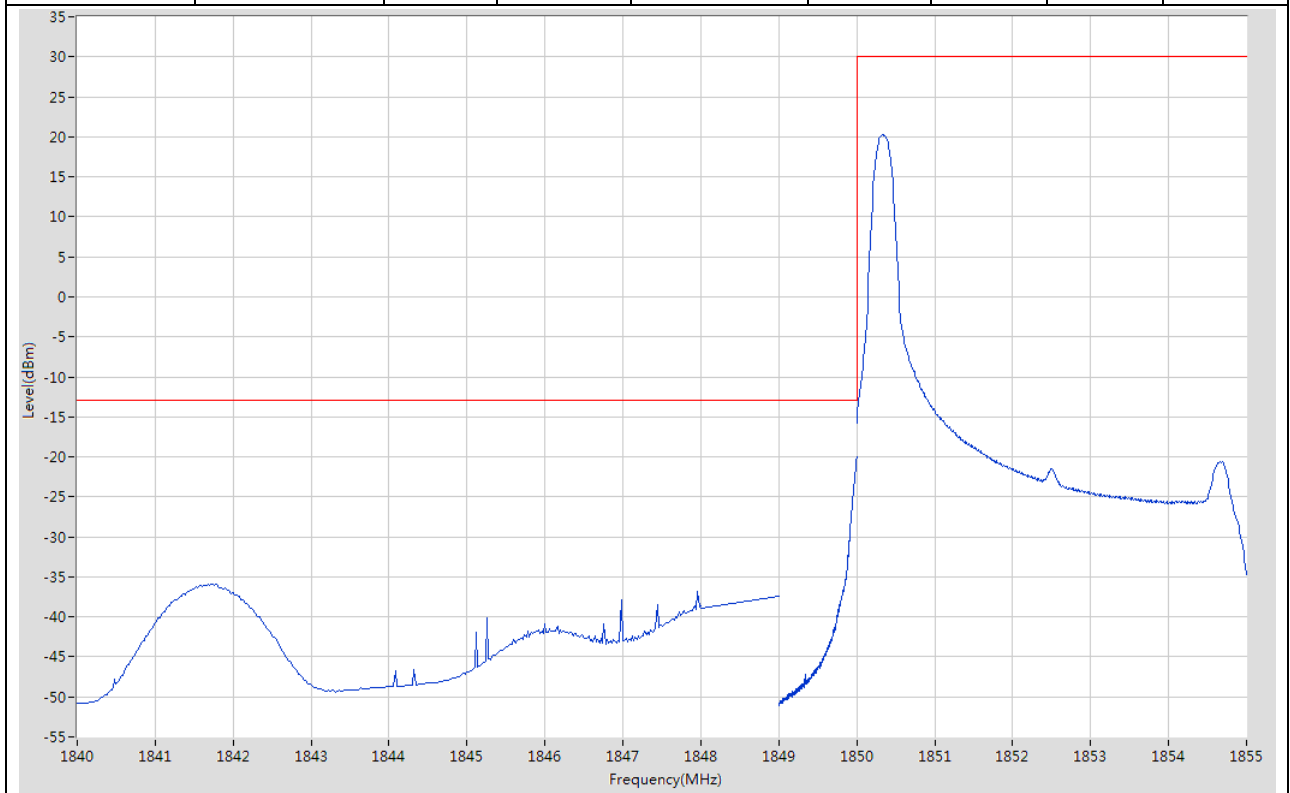
**8.16. LTE Band Edge(NTNV)(Subtest:16, Channel:19185, Bandwidth:3, Modulation:Q16, RB Number: 15, RB Position:HIGH)**

Start Frequency (MHz)	Stop Frequency (MHz)	RBW (MHz)	Detector	Frequency (MHz)	Power (dBm)	Limit (dBm)	Verdict	Sweep Point
1907	1910	0.1	RMS	1909.01	7.27	30	Pass	401
1910	1911	0.03	RMS	1910	-24.26	-13	Pass	401
1911	1912	1	RMS	1911	-23.24	-13	Pass	2
1912	1920	1	RMS	1912.06	-25.57	-13	Pass	401



**8.17. LTE Band Edge(NTNV)(Subtest:17, Channel:18625, Bandwidth:5, Modulation:QPSK, RB Number: 1, RB Position:LOW)**

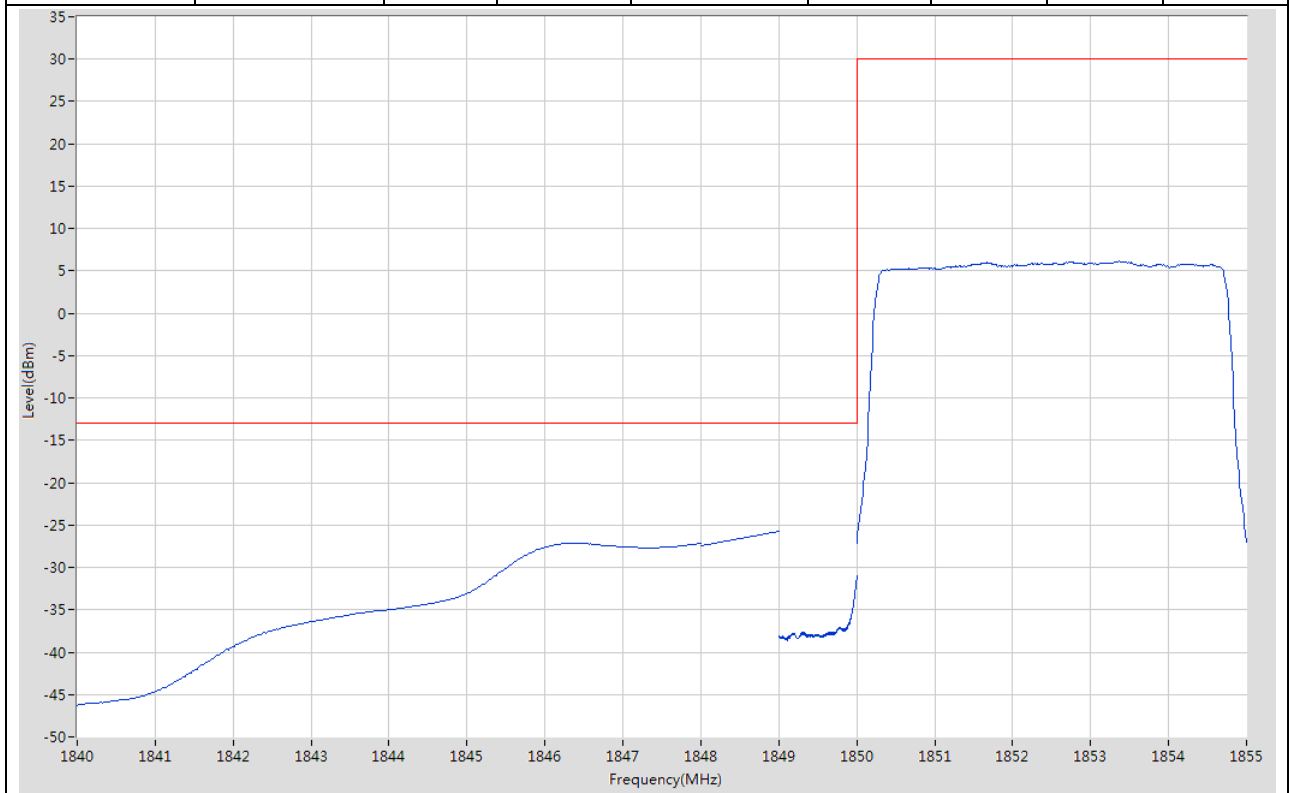
Start Frequency (MHz)	Stop Frequency (MHz)	RBW (MHz)	Detector	Frequency (MHz)	Power (dBm)	Limit (dBm)	Verdict	Sweep Point
1840	1848	1	RMS	1841.74	-35.95	-13	Pass	401
1848	1849	1	RMS	1849	-37.38	-13	Pass	2
1849	1850	0.051	RMS	1849.998	-19.97	-13	Pass	401
1850	1855	0.1	RMS	1850.338	20.24	30	Pass	401





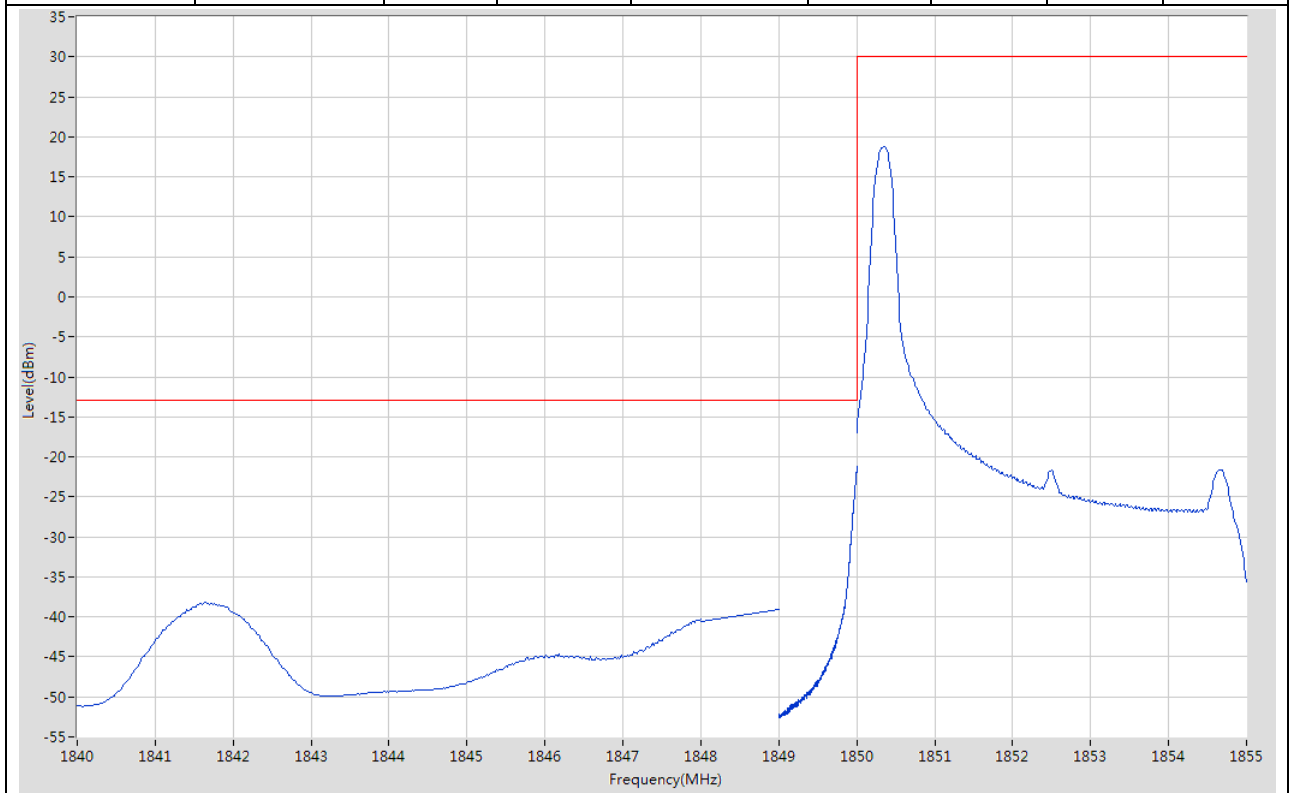
**8.18. LTE Band Edge(NTNV)(Subtest:18, Channel:18625, Bandwidth:5, Modulation:QPSK, RB Number: 25, RB Position:LOW)**

Start Frequency (MHz)	Stop Frequency (MHz)	RBW (MHz)	Detector	Frequency (MHz)	Power (dBm)	Limit (dBm)	Verdict	Sweep Point
1840	1848	1	RMS	1848	-27.11	-13	Pass	401
1848	1849	1	RMS	1849	-25.72	-13	Pass	2
1849	1850	0.051	RMS	1850	-31.04	-13	Pass	401
1850	1855	0.1	RMS	1853.363	6.15	30	Pass	401



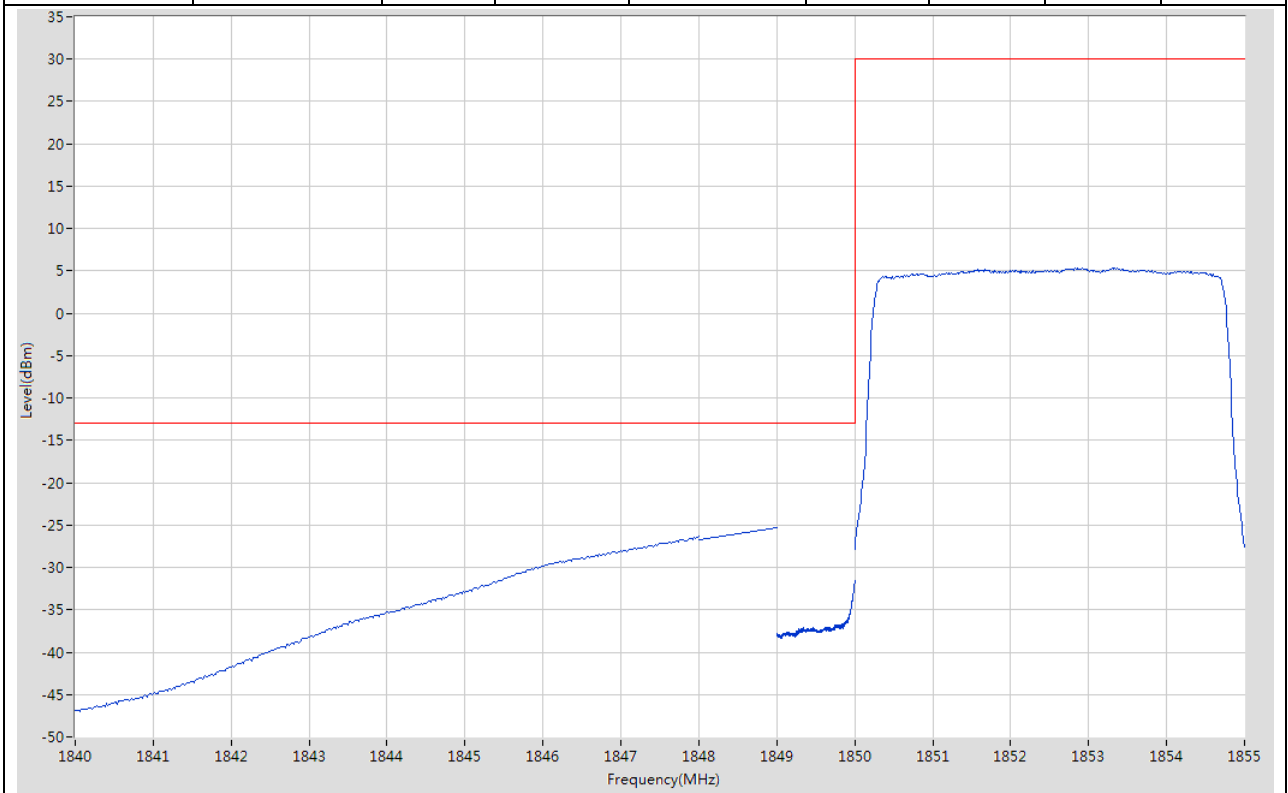
**8.19. LTE Band Edge(NTNV)(Subtest:19, Channel:18625, Bandwidth:5, Modulation:Q16, RB Number: 1, RB Position:LOW)**

Start Frequency (MHz)	Stop Frequency (MHz)	RBW (MHz)	Detector	Frequency (MHz)	Power (dBm)	Limit (dBm)	Verdict	Sweep Point
1840	1848	1	RMS	1841.64	-38.14	-13	Pass	401
1848	1849	1	RMS	1849	-39.1	-13	Pass	2
1849	1850	0.051	RMS	1850	-21.2	-13	Pass	401
1850	1855	0.1	RMS	1850.338	18.81	30	Pass	401



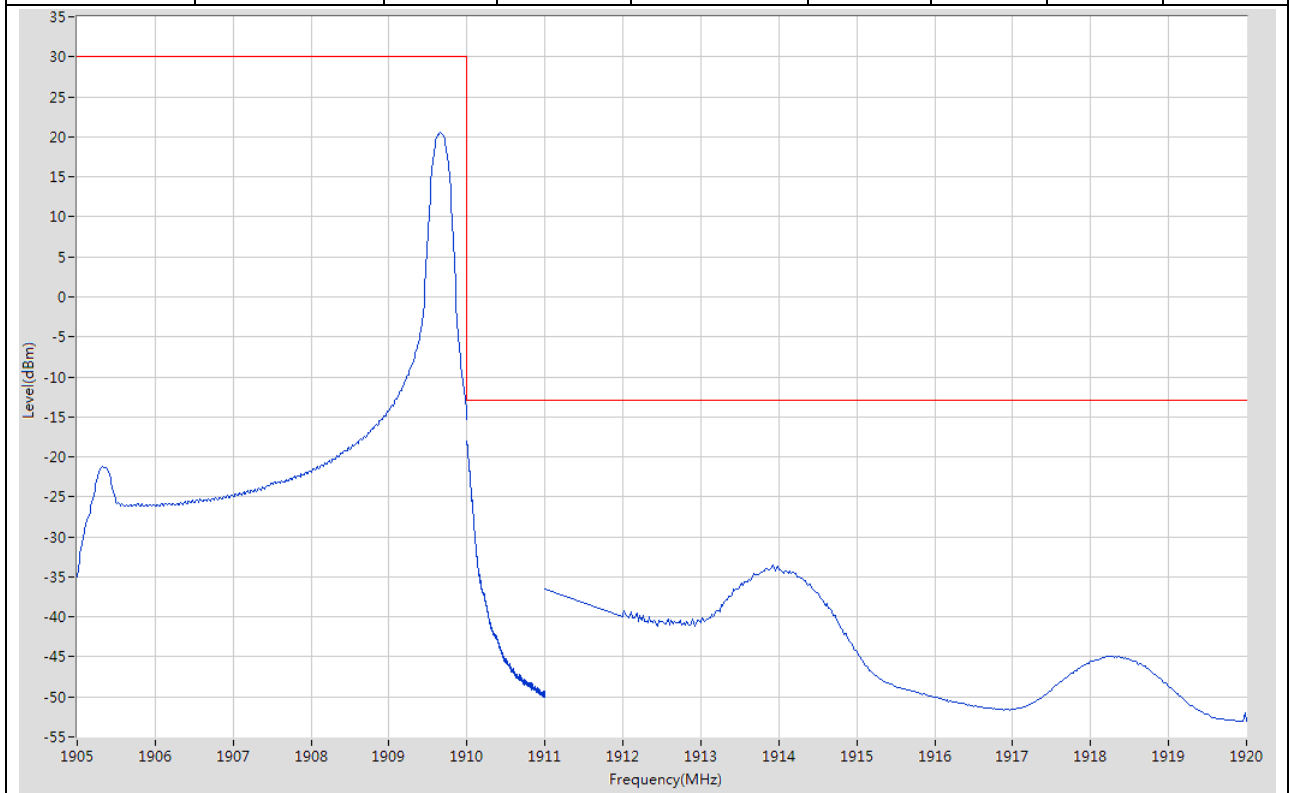
**8.20. LTE Band Edge(NTNV)(Subtest:20, Channel:18625, Bandwidth:5, Modulation:Q16, RB Number: 25, RB Position:LOW)**

Start Frequency (MHz)	Stop Frequency (MHz)	RBW (MHz)	Detector	Frequency (MHz)	Power (dBm)	Limit (dBm)	Verdict	Sweep Point
1840	1848	1	RMS	1848	-26.37	-13	Pass	401
1848	1849	1	RMS	1849	-25.28	-13	Pass	2
1849	1850	0.051	RMS	1850	-31.59	-13	Pass	401
1850	1855	0.1	RMS	1853.338	5.36	30	Pass	401



**8.21. LTE Band Edge(NTNV)(Subtest:21, Channel:19175, Bandwidth:5, Modulation:QPSK, RB Number: 1, RB Position:HIGH)**

Start Frequency (MHz)	Stop Frequency (MHz)	RBW (MHz)	Detector	Frequency (MHz)	Power (dBm)	Limit (dBm)	Verdict	Sweep Point
1905	1910	0.1	RMS	1909.65	20.58	30	Pass	401
1910	1911	0.051	RMS	1910	-18.11	-13	Pass	401
1911	1912	1	RMS	1911	-36.49	-13	Pass	2
1912	1920	1	RMS	1913.92	-33.46	-13	Pass	401



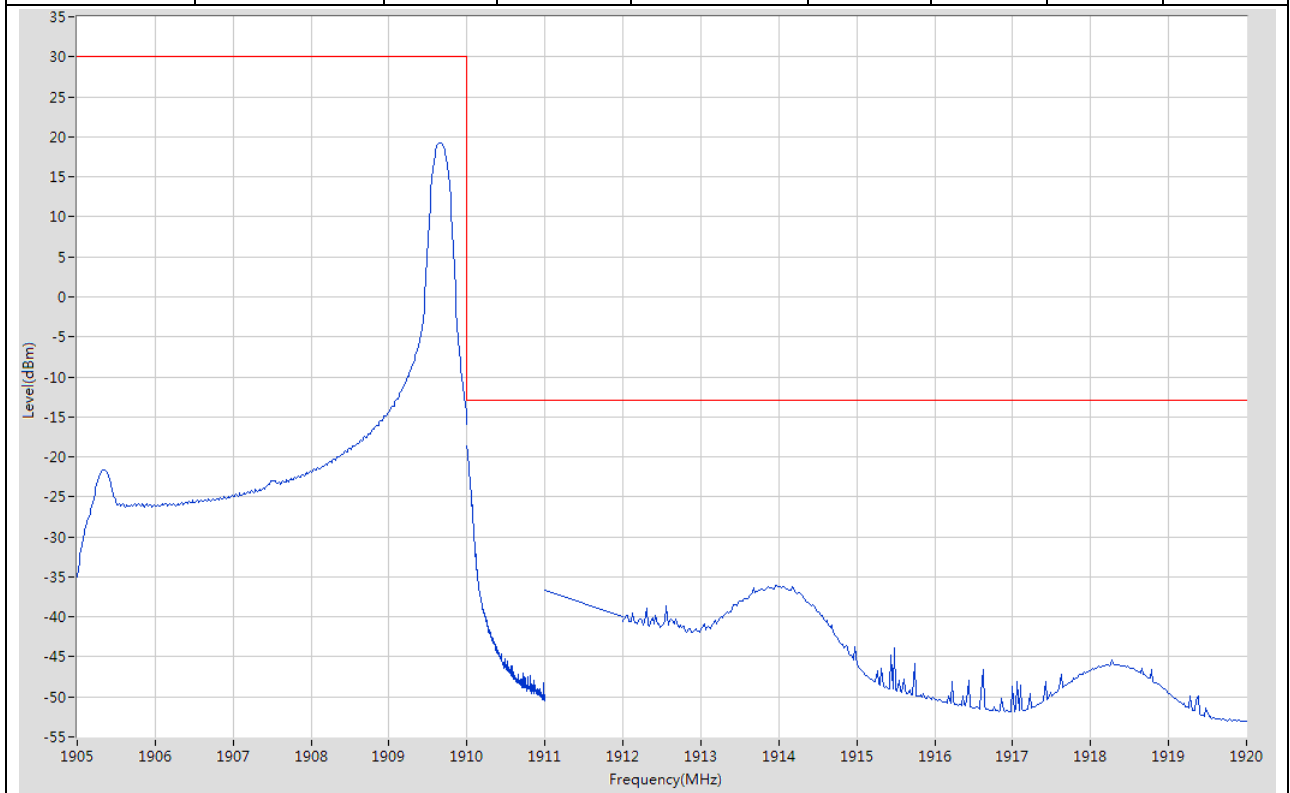
**8.22. LTE Band Edge(NTNV)(Subtest:22, Channel:19175, Bandwidth:5, Modulation:QPSK, RB Number: 25, RB Position:HIGH)**

Start Frequency (MHz)	Stop Frequency (MHz)	RBW (MHz)	Detector	Frequency (MHz)	Power (dBm)	Limit (dBm)	Verdict	Sweep Point
1905	1910	0.1	RMS	1906.888	5.97	30	Pass	401
1910	1911	0.051	RMS	1910	-29.82	-13	Pass	401
1911	1912	1	RMS	1911	-24.24	-13	Pass	2
1912	1920	1	RMS	1912	-25.64	-13	Pass	9



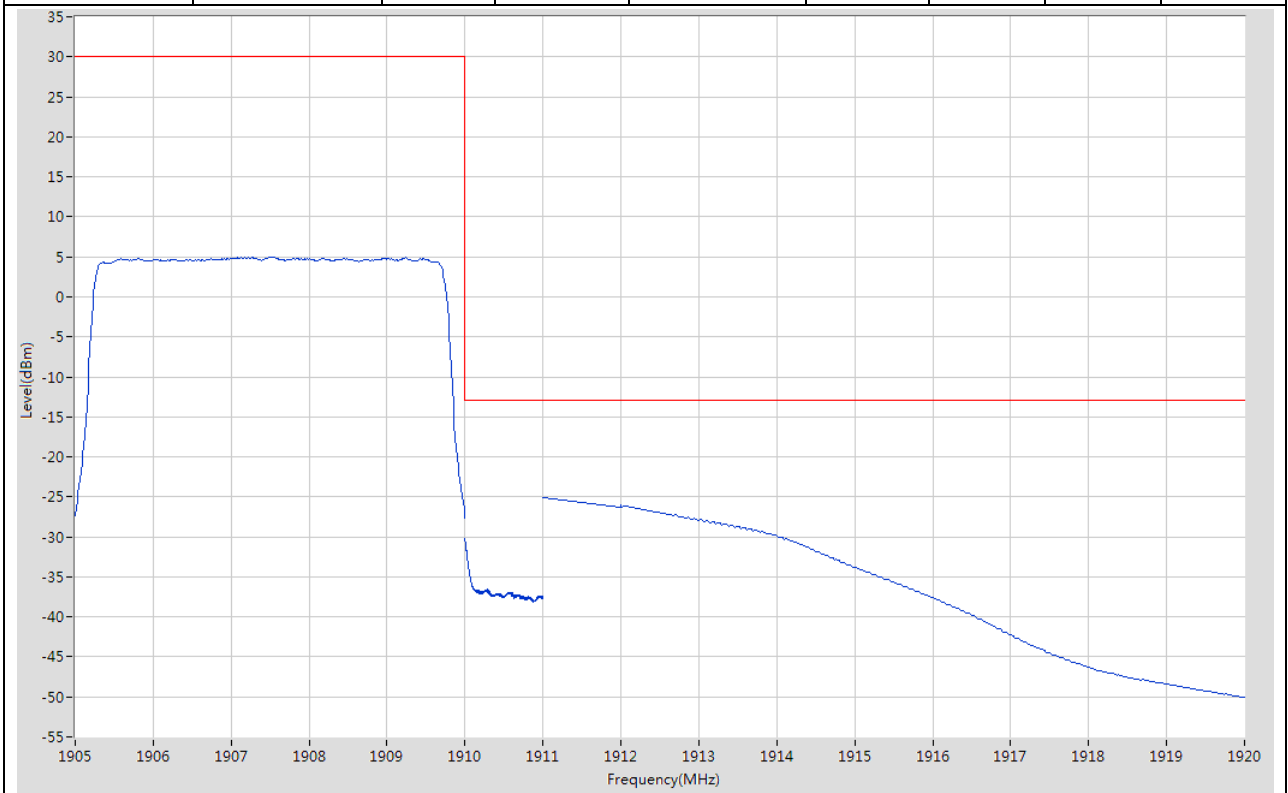
**8.23. LTE Band Edge(NTNV)(Subtest:23, Channel:19175, Bandwidth:5, Modulation:Q16, RB Number: 1, RB Position:HIGH)**

Start Frequency (MHz)	Stop Frequency (MHz)	RBW (MHz)	Detector	Frequency (MHz)	Power (dBm)	Limit (dBm)	Verdict	Sweep Point
1905	1910	0.1	RMS	1909.663	19.28	30	Pass	401
1910	1911	0.051	RMS	1910	-18.57	-13	Pass	401
1911	1912	1	RMS	1911	-36.71	-13	Pass	2
1912	1920	1	RMS	1913.96	-36.09	-13	Pass	401



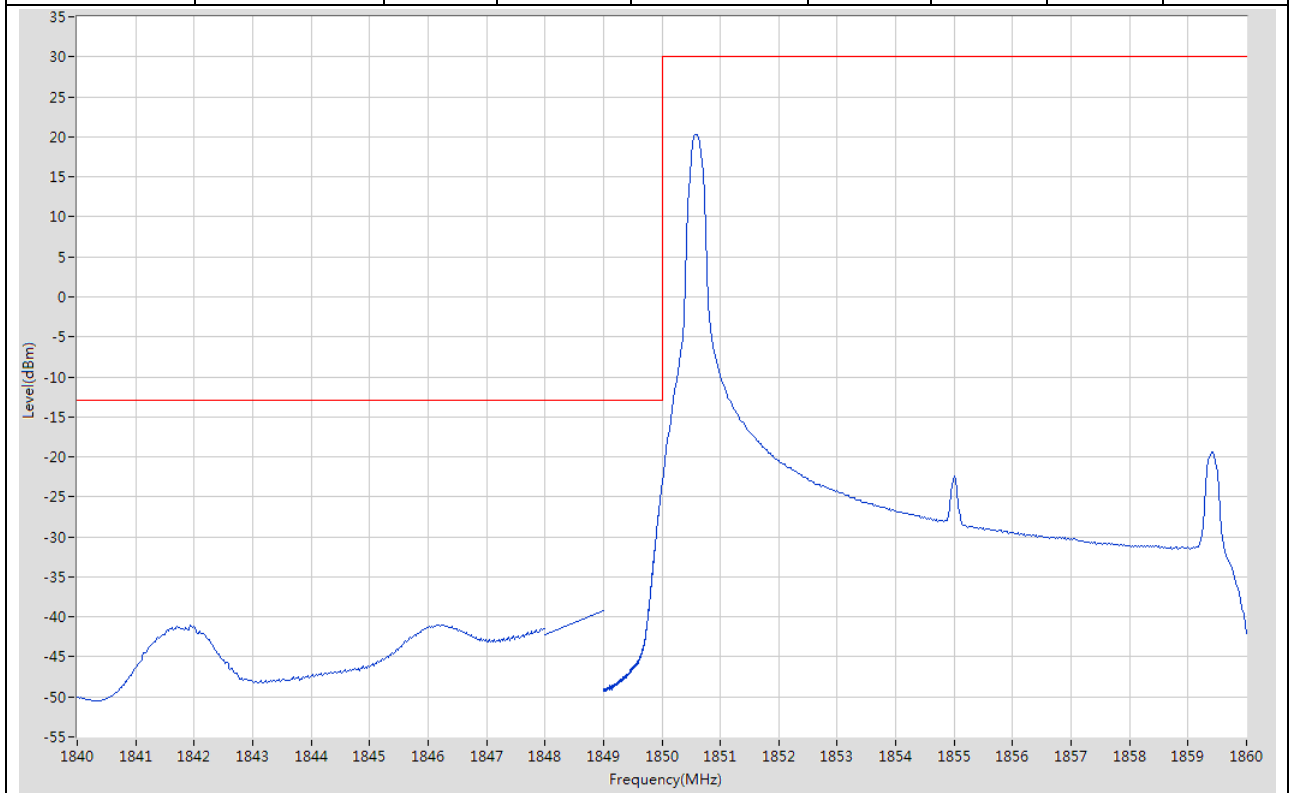
**8.24. LTE Band Edge(NTNV)(Subtest:24, Channel:19175, Bandwidth:5, Modulation:Q16, RB Number: 25, RB Position:HIGH)**

Start Frequency (MHz)	Stop Frequency (MHz)	RBW (MHz)	Detector	Frequency (MHz)	Power (dBm)	Limit (dBm)	Verdict	Sweep Point
1905	1910	0.1	RMS	1907.275	4.99	30	Pass	401
1910	1911	0.051	RMS	1910	-30.19	-13	Pass	401
1911	1912	1	RMS	1911	-25.1	-13	Pass	2
1912	1920	1	RMS	1912	-26.06	-13	Pass	401



**8.25. LTE Band Edge(NTNV)(Subtest:25, Channel:18650, Bandwidth:10, Modulation:QPSK, RB Number: 1, RB Position:LOW)**

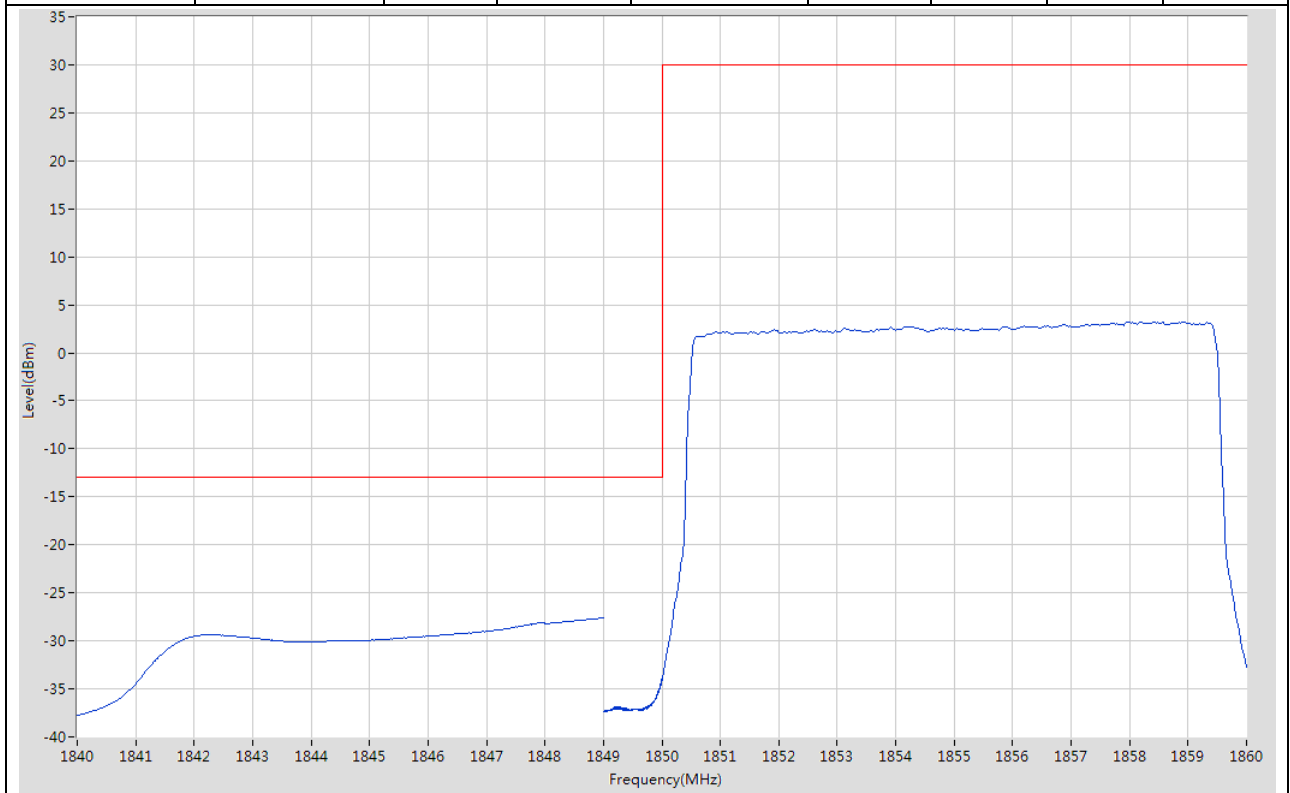
Start Frequency (MHz)	Stop Frequency (MHz)	RBW (MHz)	Detector	Frequency (MHz)	Power (dBm)	Limit (dBm)	Verdict	Sweep Point
1840	1848	1	RMS	1841.94	-40.98	-13	Pass	401
1848	1849	1	RMS	1849	-39.23	-13	Pass	2
1849	1850	0.1	RMS	1850	-23.46	-13	Pass	401
1850	1860	0.1	RMS	1850.6	20.32	30	Pass	401





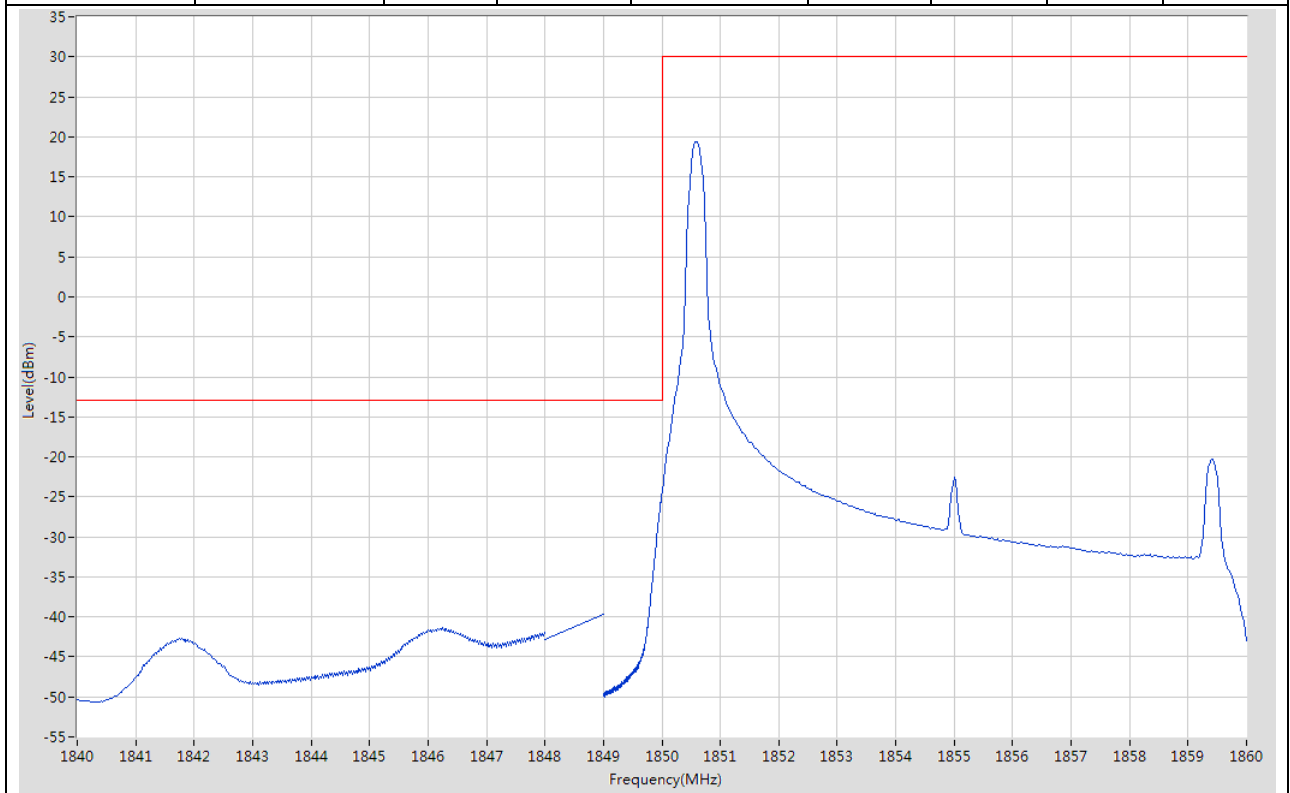
**8.26. LTE Band Edge(NTNV)(Subtest:26, Channel:18650, Bandwidth:10, Modulation:QPSK, RB Number: 50, RB Position:LOW)**

Start Frequency (MHz)	Stop Frequency (MHz)	RBW (MHz)	Detector	Frequency (MHz)	Power (dBm)	Limit (dBm)	Verdict	Sweep Point
1840	1848	1	RMS	1847.98	-28.06	-13	Pass	401
1848	1849	1	RMS	1849	-27.59	-13	Pass	2
1849	1850	0.1	RMS	1849.998	-34.01	-13	Pass	401
1850	1860	0.1	RMS	1858.4	3.24	30	Pass	401



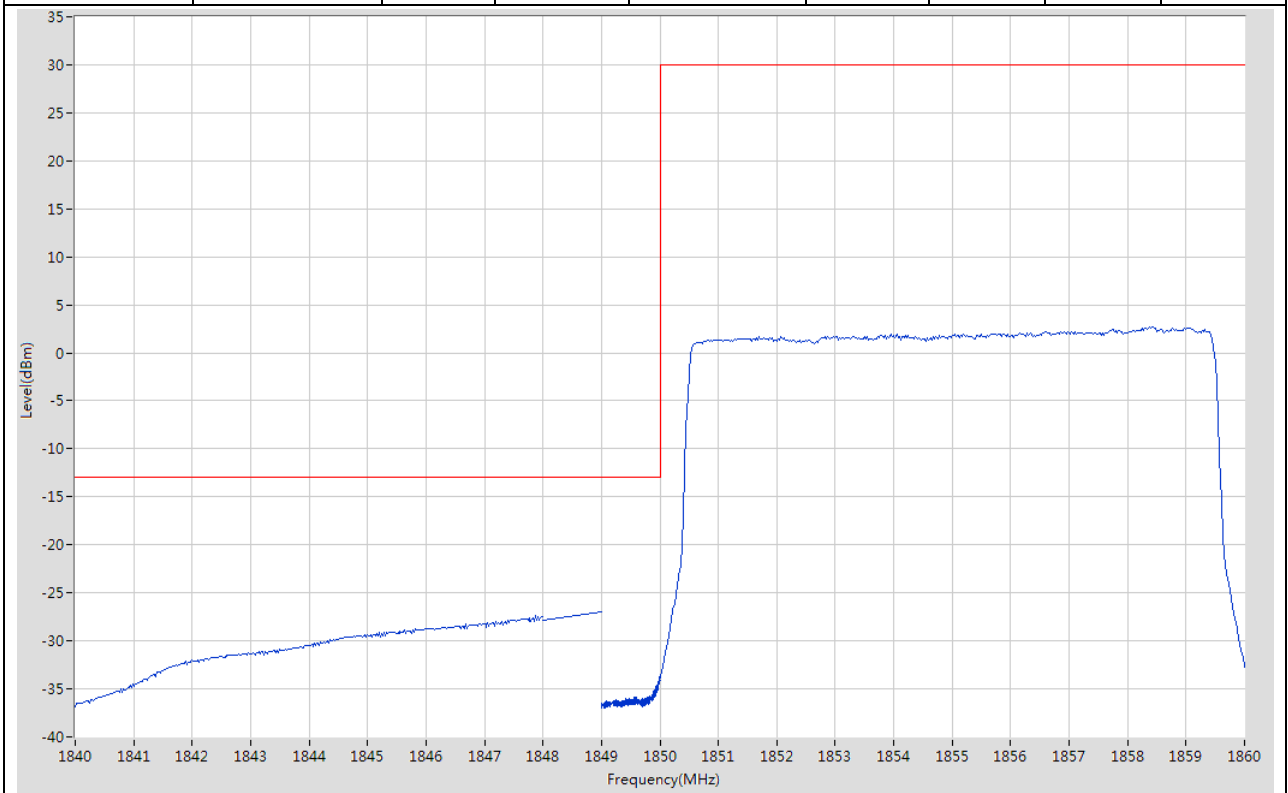
**8.27. LTE Band Edge(NTNV)(Subtest:27, Channel:18650, Bandwidth:10, Modulation:Q16, RB Number: 1, RB Position:LOW)**

Start Frequency (MHz)	Stop Frequency (MHz)	RBW (MHz)	Detector	Frequency (MHz)	Power (dBm)	Limit (dBm)	Verdict	Sweep Point
1840	1848	1	RMS	1846.24	-41.39	-13	Pass	401
1848	1849	1	RMS	1849	-39.74	-13	Pass	2
1849	1850	0.1	RMS	1850	-24.34	-13	Pass	401
1850	1860	0.1	RMS	1850.6	19.35	30	Pass	401



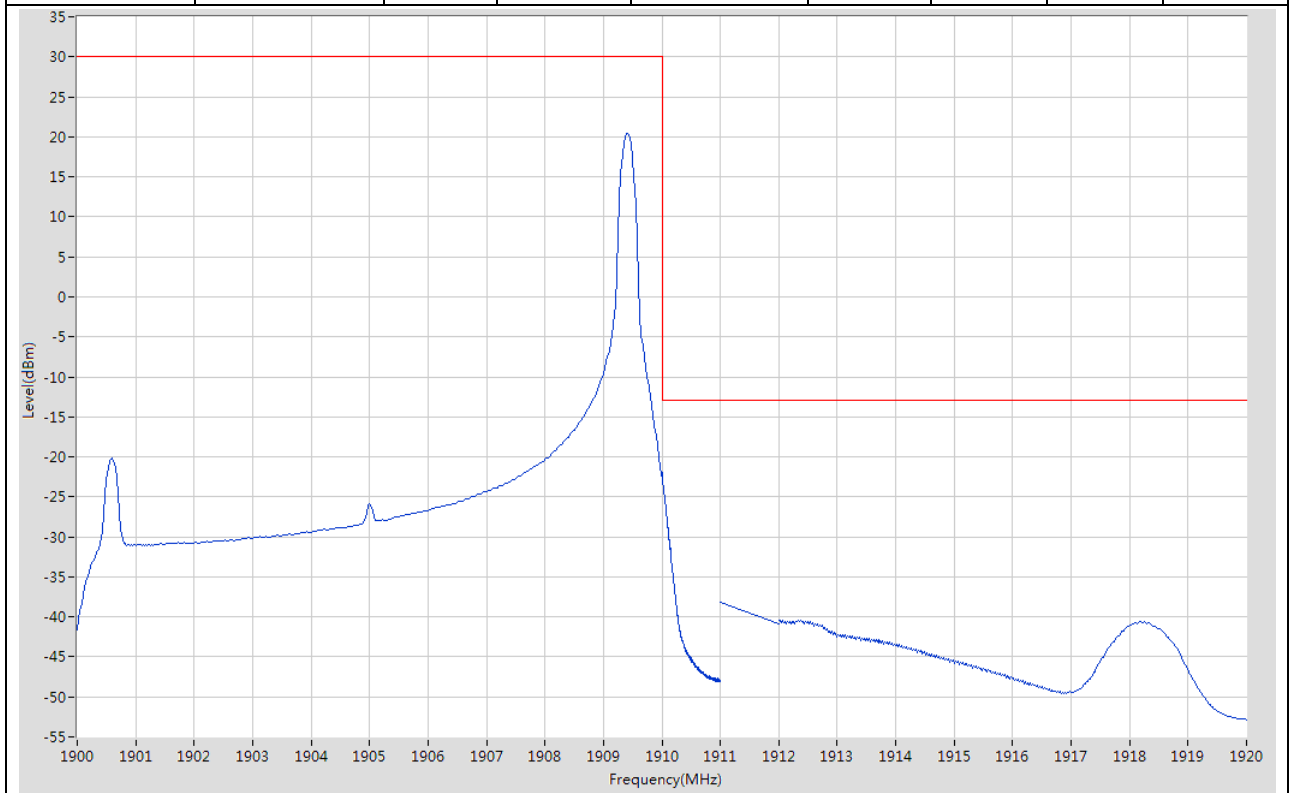
**8.28. LTE Band Edge(NTNV)(Subtest:28, Channel:18650, Bandwidth:10, Modulation:Q16, RB Number: 50, RB Position:LOW)**

Start Frequency (MHz)	Stop Frequency (MHz)	RBW (MHz)	Detector	Frequency (MHz)	Power (dBm)	Limit (dBm)	Verdict	Sweep Point
1840	1848	1	RMS	1847.88	-27.41	-13	Pass	401
1848	1849	1	RMS	1849	-26.98	-13	Pass	2
1849	1850	0.1	RMS	1849.995	-33.73	-13	Pass	401
1850	1860	0.1	RMS	1858.375	2.67	30	Pass	401



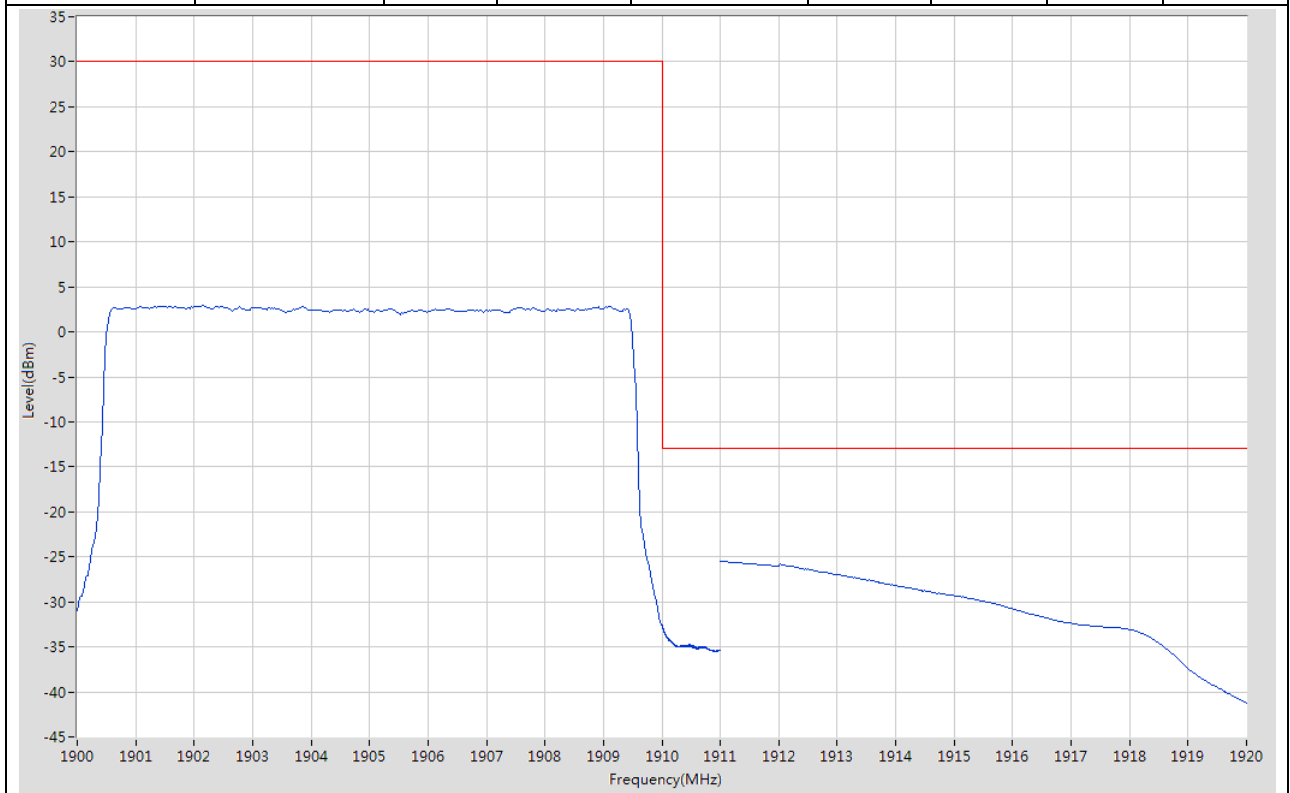
**8.29. LTE Band Edge(NTNV)(Subtest:29, Channel:19150, Bandwidth:10, Modulation:QPSK, RB Number: 1, RB Position:HIGH)**

Start Frequency (MHz)	Stop Frequency (MHz)	RBW (MHz)	Detector	Frequency (MHz)	Power (dBm)	Limit (dBm)	Verdict	Sweep Point
1900	1910	0.1	RMS	1909.4	20.35	30	Pass	401
1910	1911	0.1	RMS	1910	-21.98	-13	Pass	401
1911	1912	1	RMS	1911	-38.15	-13	Pass	2
1912	1920	1	RMS	1912.02	-40.36	-13	Pass	401



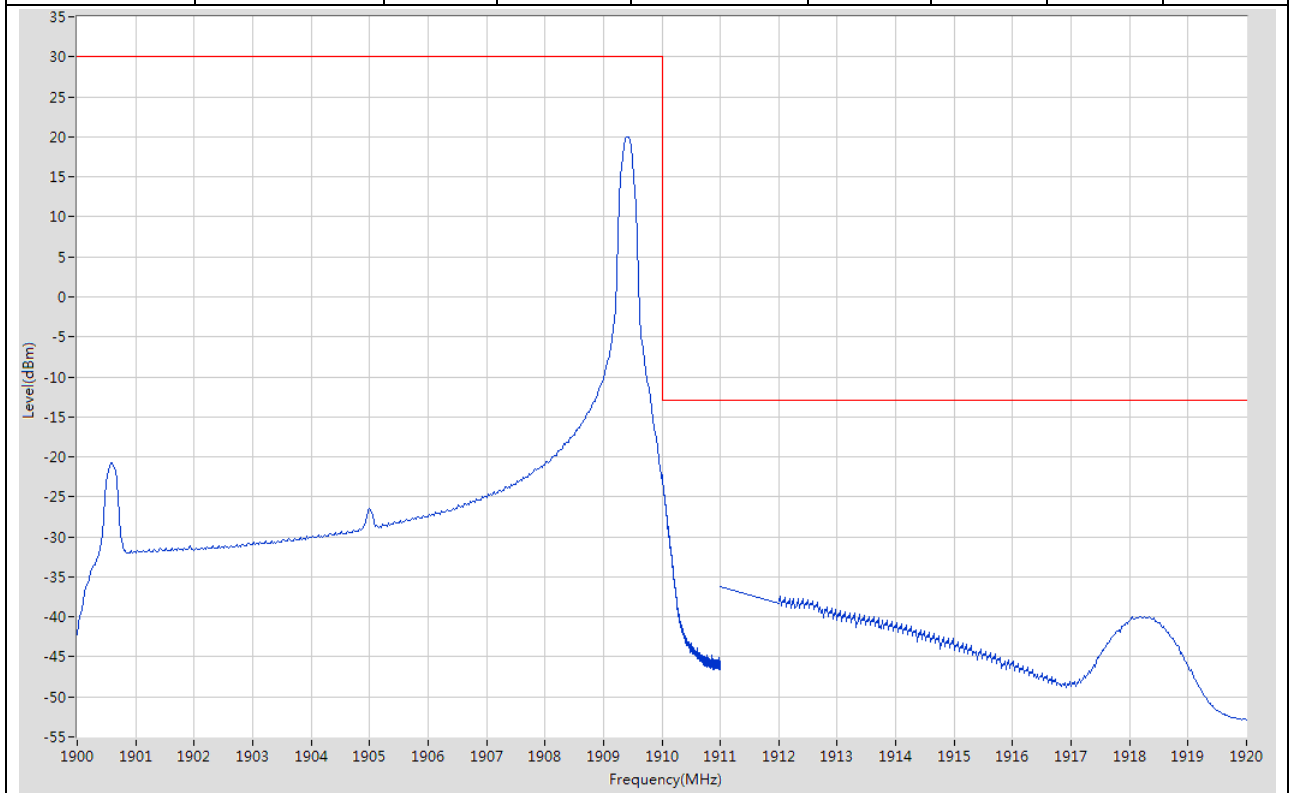
**8.30. LTE Band Edge(NTNV)(Subtest:30, Channel:19150, Bandwidth:10, Modulation:QPSK, RB Number: 50, RB Position:HIGH)**

Start Frequency (MHz)	Stop Frequency (MHz)	RBW (MHz)	Detector	Frequency (MHz)	Power (dBm)	Limit (dBm)	Verdict	Sweep Point
1900	1910	0.1	RMS	1902.15	2.9	30	Pass	401
1910	1911	0.1	RMS	1910	-32.54	-13	Pass	401
1911	1912	1	RMS	1911	-25.54	-13	Pass	2
1912	1920	1	RMS	1912.02	-25.83	-13	Pass	401



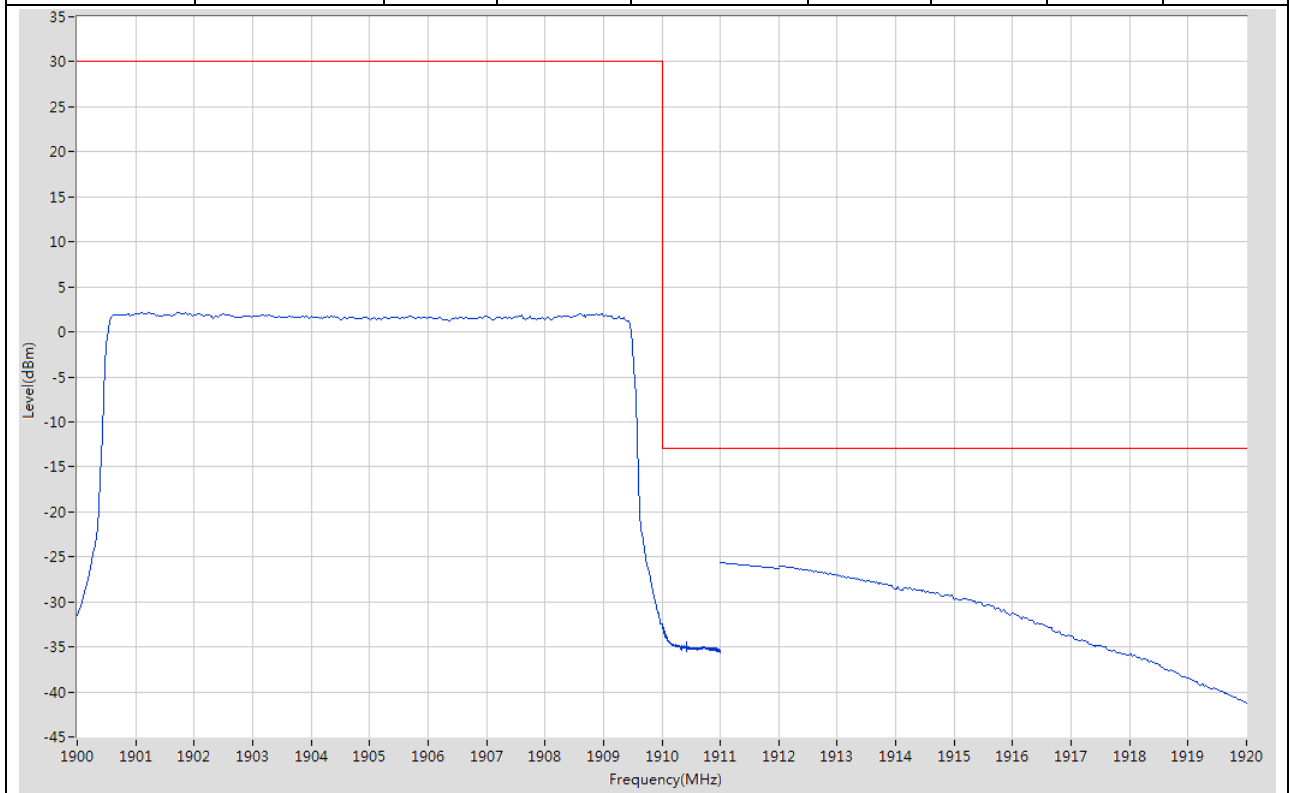
**8.31. LTE Band Edge(NTNV)(Subtest:31, Channel:19150, Bandwidth:10, Modulation:Q16, RB Number: 1, RB Position:HIGH)**

Start Frequency (MHz)	Stop Frequency (MHz)	RBW (MHz)	Detector	Frequency (MHz)	Power (dBm)	Limit (dBm)	Verdict	Sweep Point
1900	1910	0.1	RMS	1909.425	19.95	30	Pass	401
1910	1911	0.1	RMS	1910	-22.2	-13	Pass	401
1911	1912	1	RMS	1911	-36.18	-13	Pass	2
1912	1920	1	RMS	1912.02	-37.43	-13	Pass	401



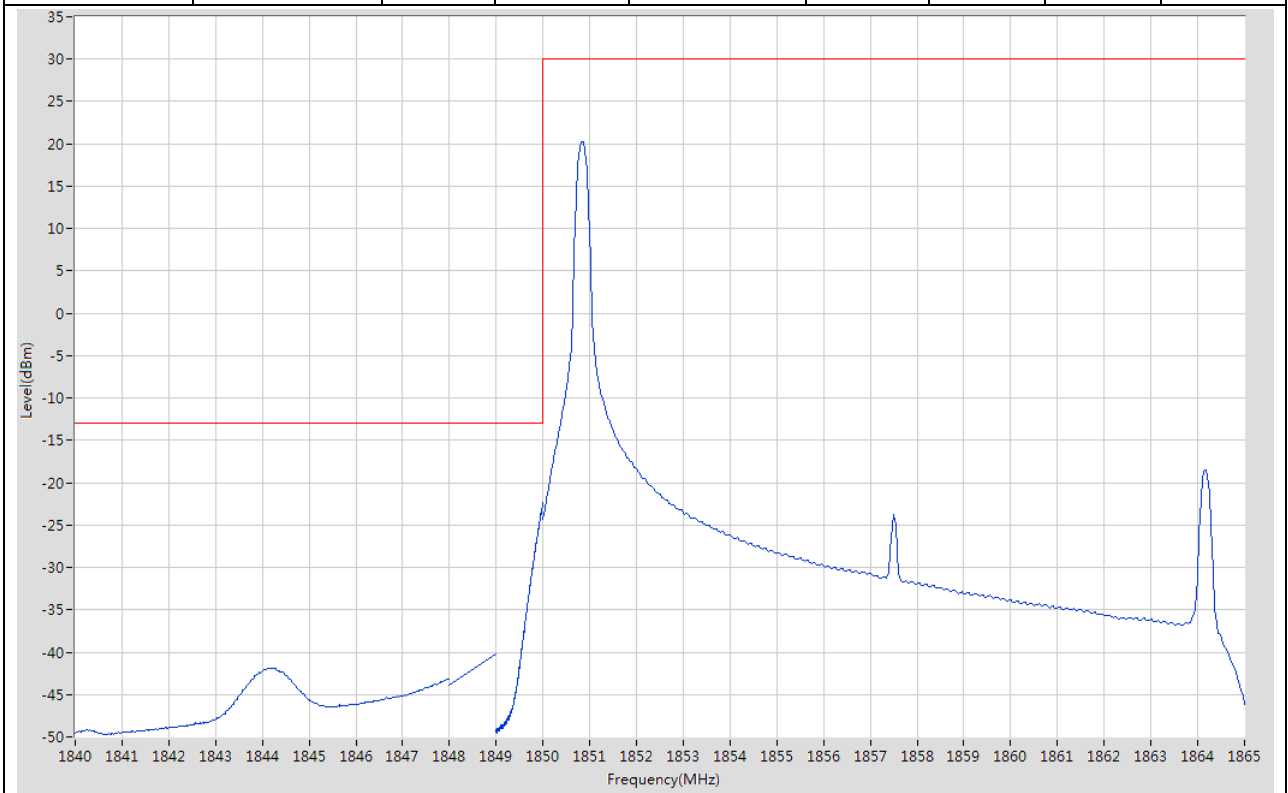
**8.32. LTE Band Edge(NTNV)(Subtest:32, Channel:19150, Bandwidth:10, Modulation:Q16, RB Number: 50, RB Position:HIGH)**

Start Frequency (MHz)	Stop Frequency (MHz)	RBW (MHz)	Detector	Frequency (MHz)	Power (dBm)	Limit (dBm)	Verdict	Sweep Point
1900	1910	0.1	RMS	1901.7	2.15	30	Pass	401
1910	1911	0.1	RMS	1910.003	-32.51	-13	Pass	401
1911	1912	1	RMS	1911	-25.66	-13	Pass	2
1912	1920	1	RMS	1912	-25.98	-13	Pass	401



**8.33. LTE Band Edge(NTNV)(Subtest:33, Channel:18675, Bandwidth:15, Modulation:QPSK, RB Number: 1, RB Position:LOW)**

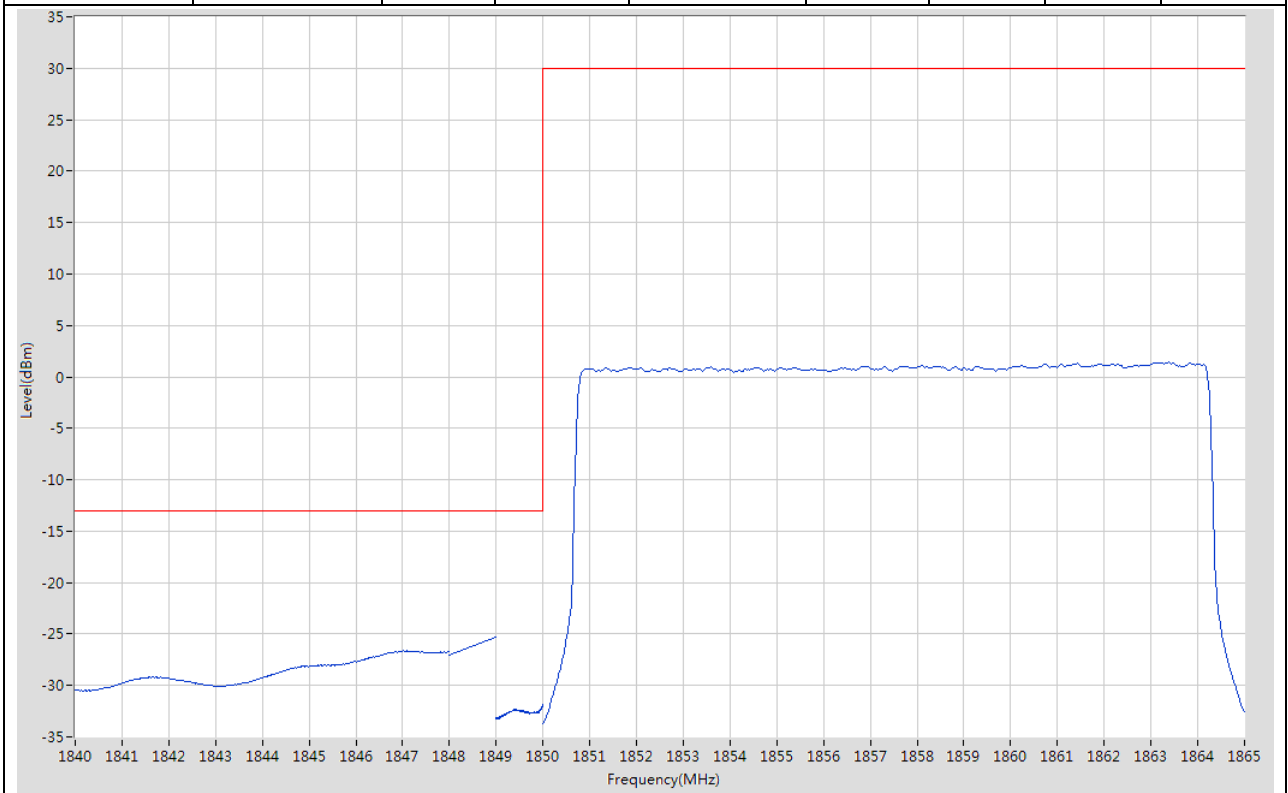
Start Frequency (MHz)	Stop Frequency (MHz)	RBW (MHz)	Detector	Frequency (MHz)	Power (dBm)	Limit (dBm)	Verdict	Sweep Point
1840	1848	1	RMS	1844.22	-41.88	-13	Pass	401
1848	1849	1	RMS	1849	-40.17	-13	Pass	2
1849	1850	0.15	RMS	1850	-22.34	-13	Pass	401
1850	1865	0.1	RMS	1850.825	20.28	30	Pass	401





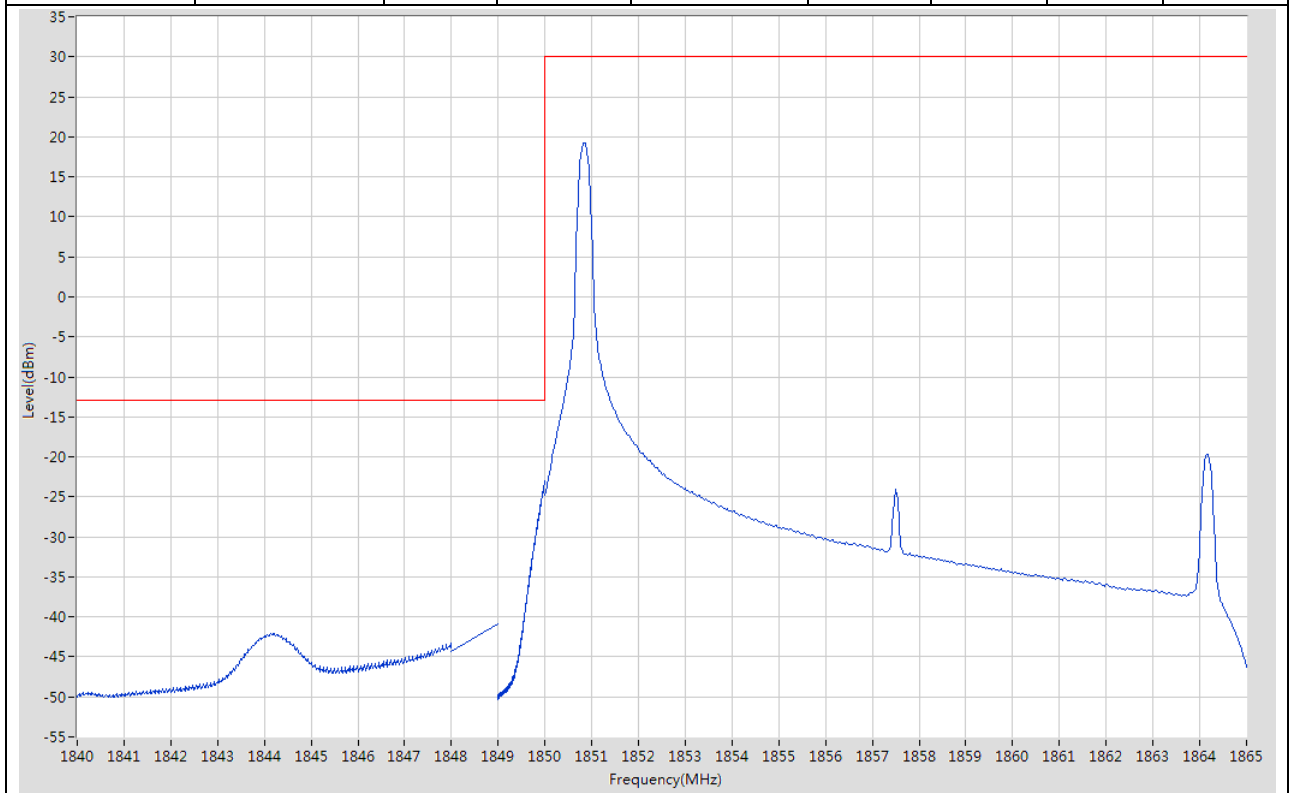
**8.34. LTE Band Edge(NTNV)(Subtest:34, Channel:18675, Bandwidth:15, Modulation:QPSK, RB Number: 75, RB Position:LOW)**

Start Frequency (MHz)	Stop Frequency (MHz)	RBW (MHz)	Detector	Frequency (MHz)	Power (dBm)	Limit (dBm)	Verdict	Sweep Point
1840	1848	1	RMS	1847.02	-26.64	-13	Pass	401
1848	1849	1	RMS	1849	-25.25	-13	Pass	2
1849	1850	0.15	RMS	1850	-31.87	-13	Pass	401
1850	1865	0.1	RMS	1863.388	1.45	30	Pass	401



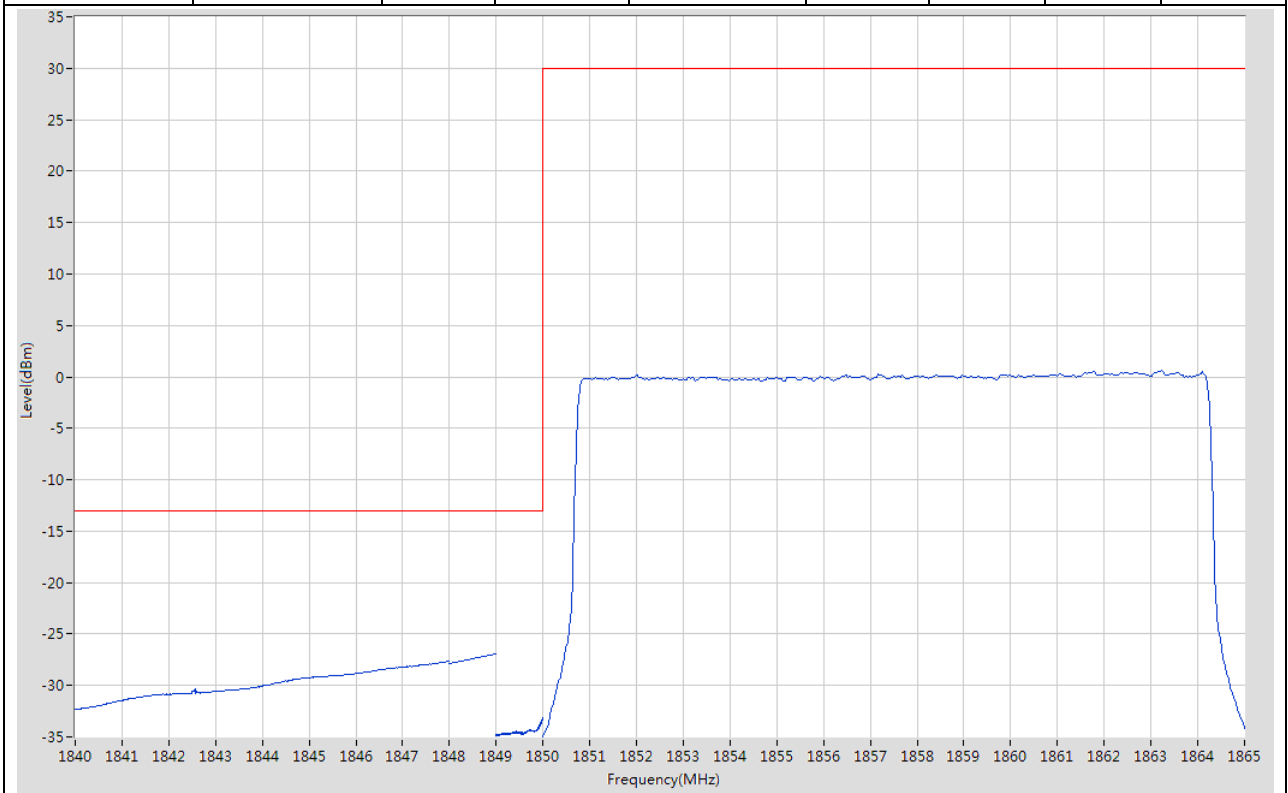
**8.35. LTE Band Edge(NTNV)(Subtest:35, Channel:18675, Bandwidth:15, Modulation:Q16, RB Number: 1, RB Position:LOW)**

Start Frequency (MHz)	Stop Frequency (MHz)	RBW (MHz)	Detector	Frequency (MHz)	Power (dBm)	Limit (dBm)	Verdict	Sweep Point
1840	1848	1	RMS	1844.22	-42.11	-13	Pass	401
1848	1849	1	RMS	1849	-40.86	-13	Pass	2
1849	1850	0.15	RMS	1849.998	-23.03	-13	Pass	401
1850	1865	0.1	RMS	1850.863	19.19	30	Pass	401



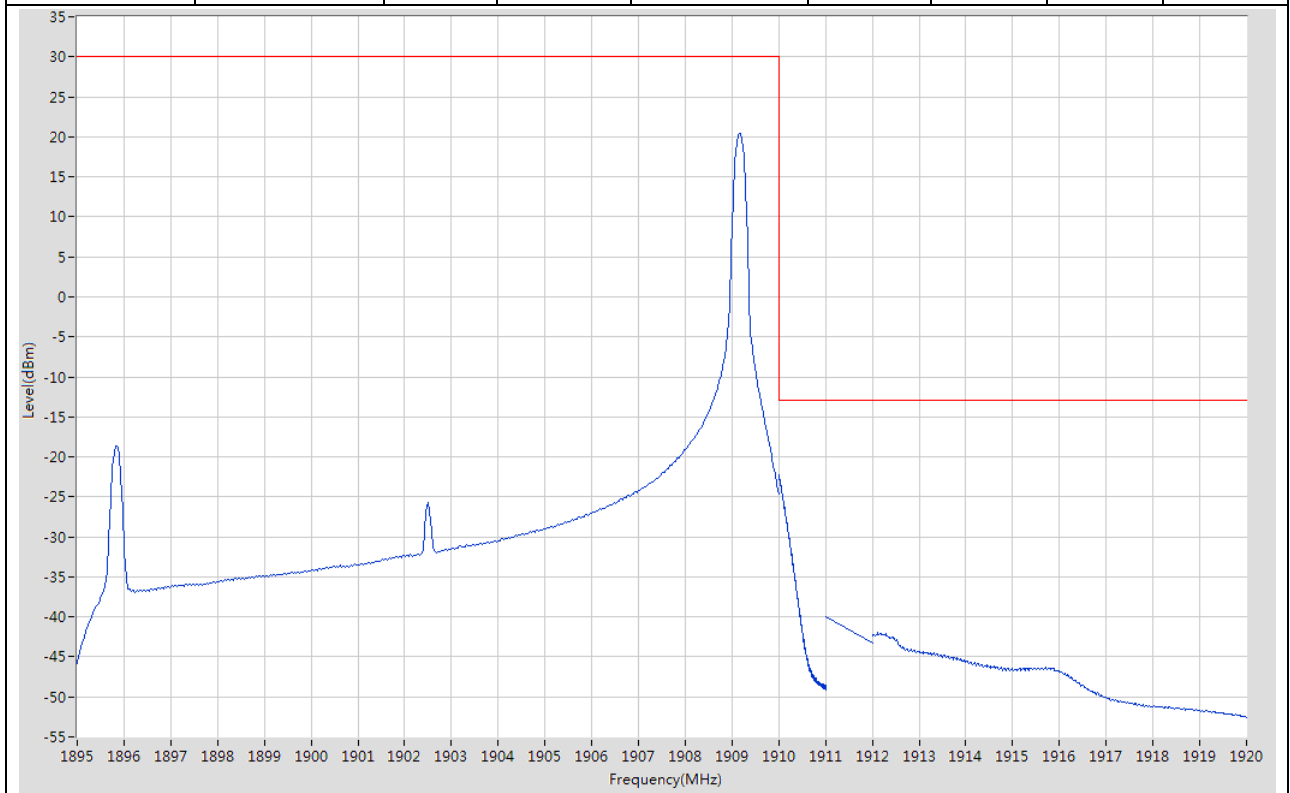
**8.36. LTE Band Edge(NTNV)(Subtest:36, Channel:18675, Bandwidth:15, Modulation:Q16, RB Number: 75, RB Position:LOW)**

Start Frequency (MHz)	Stop Frequency (MHz)	RBW (MHz)	Detector	Frequency (MHz)	Power (dBm)	Limit (dBm)	Verdict	Sweep Point
1840	1848	1	RMS	1847.96	-27.66	-13	Pass	401
1848	1849	1	RMS	1849	-26.93	-13	Pass	2
1849	1850	0.15	RMS	1849.998	-33.17	-13	Pass	401
1850	1865	0.1	RMS	1863.238	0.6	30	Pass	401



**8.37. LTE Band Edge(NTNV)(Subtest:37, Channel:19125, Bandwidth:15, Modulation:QPSK, RB Number: 1, RB Position:HIGH)**

Start Frequency (MHz)	Stop Frequency (MHz)	RBW (MHz)	Detector	Frequency (MHz)	Power (dBm)	Limit (dBm)	Verdict	Sweep Point
1895	1910	0.1	RMS	1909.175	20.42	30	Pass	401
1910	1911	0.15	RMS	1910.003	-22.23	-13	Pass	401
1911	1912	1	RMS	1911	-39.93	-13	Pass	2
1912	1920	1	RMS	1912.12	-42	-13	Pass	401



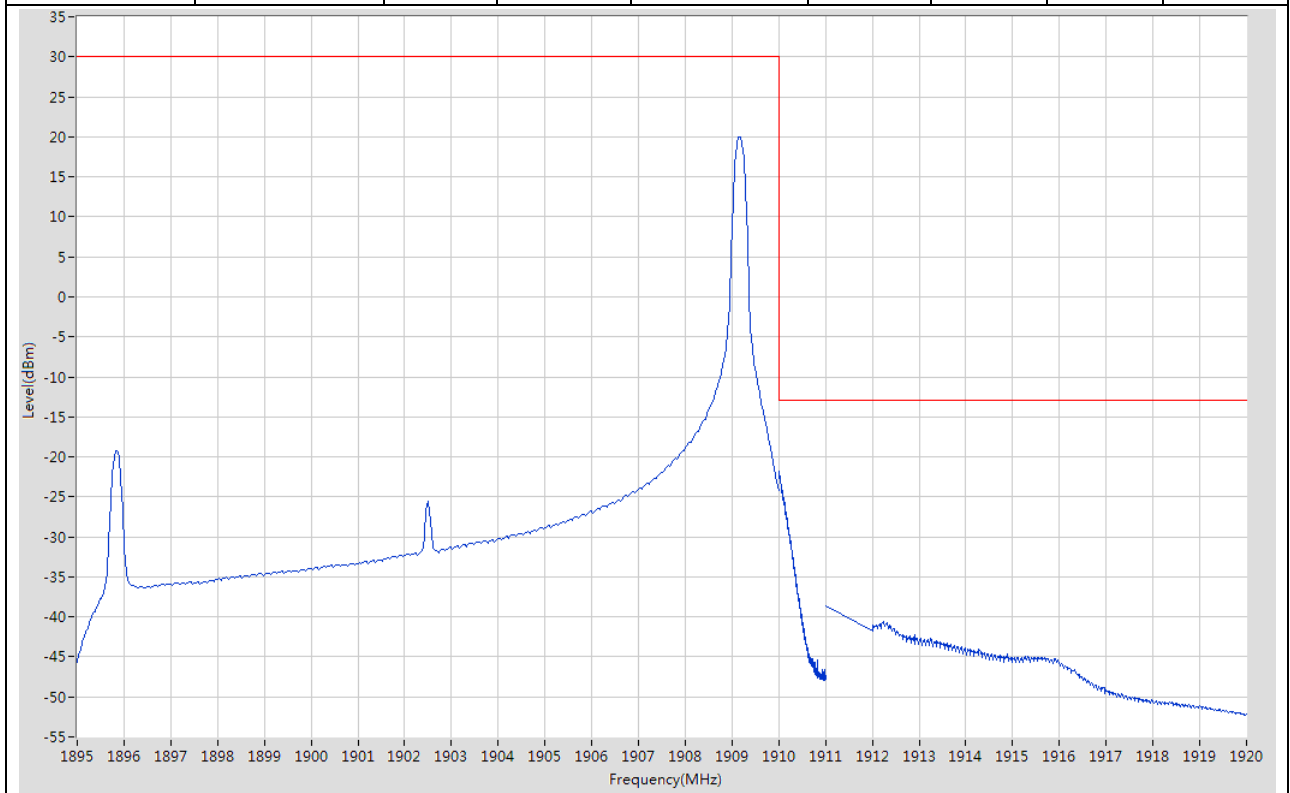
**8.38. LTE Band Edge(NTNV)(Subtest:38, Channel:19125, Bandwidth:15, Modulation:QPSK, RB Number: 75, RB Position:HIGH)**

Start Frequency (MHz)	Stop Frequency (MHz)	RBW (MHz)	Detector	Frequency (MHz)	Power (dBm)	Limit (dBm)	Verdict	Sweep Point
1895	1910	0.1	RMS	1895.863	2.31	30	Pass	401
1910	1911	0.15	RMS	1910.003	-30.15	-13	Pass	401
1911	1912	1	RMS	1911	-24.25	-13	Pass	2
1912	1920	1	RMS	1912	-24.79	-13	Pass	401



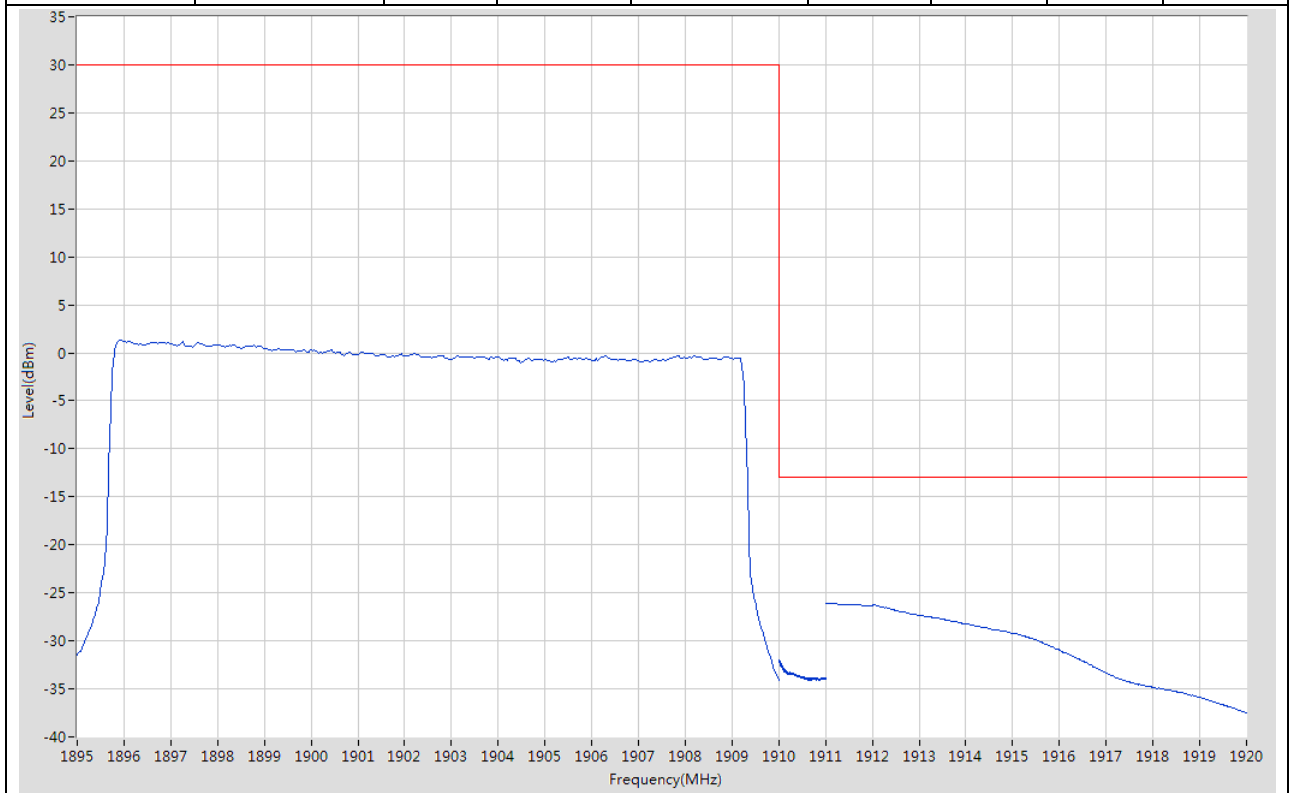
**8.39. LTE Band Edge(NTNV)(Subtest:39, Channel:19125, Bandwidth:15, Modulation:Q16, RB Number: 1, RB Position:HIGH)**

Start Frequency (MHz)	Stop Frequency (MHz)	RBW (MHz)	Detector	Frequency (MHz)	Power (dBm)	Limit (dBm)	Verdict	Sweep Point
1895	1910	0.1	RMS	1909.175	20.02	30	Pass	401
1910	1911	0.15	RMS	1910.003	-21.78	-13	Pass	401
1911	1912	1	RMS	1911	-38.68	-13	Pass	2
1912	1920	1	RMS	1912.24	-40.56	-13	Pass	401



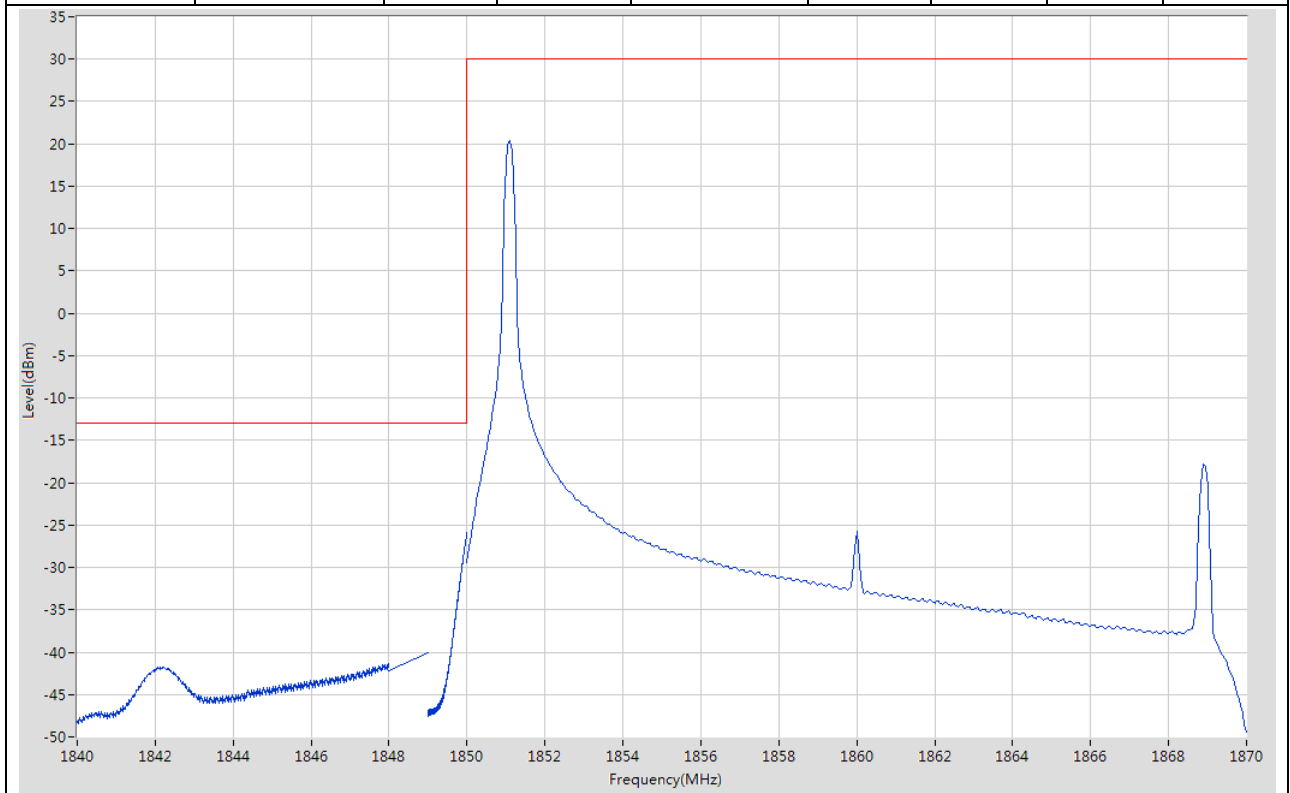
**8.40. LTE Band Edge(NTNV)(Subtest:40, Channel:19125, Bandwidth:15, Modulation:Q16, RB Number: 75, RB Position:HIGH)**

Start Frequency (MHz)	Stop Frequency (MHz)	RBW (MHz)	Detector	Frequency (MHz)	Power (dBm)	Limit (dBm)	Verdict	Sweep Point
1895	1910	0.1	RMS	1895.938	1.29	30	Pass	401
1910	1911	0.15	RMS	1910.005	-31.96	-13	Pass	401
1911	1912	1	RMS	1911	-26.14	-13	Pass	2
1912	1920	1	RMS	1912	-26.27	-13	Pass	401



**8.41. LTE Band Edge(NTNV)(Subtest:41, Channel:18700, Bandwidth:20, Modulation:QPSK, RB Number: 1, RB Position:LOW)**

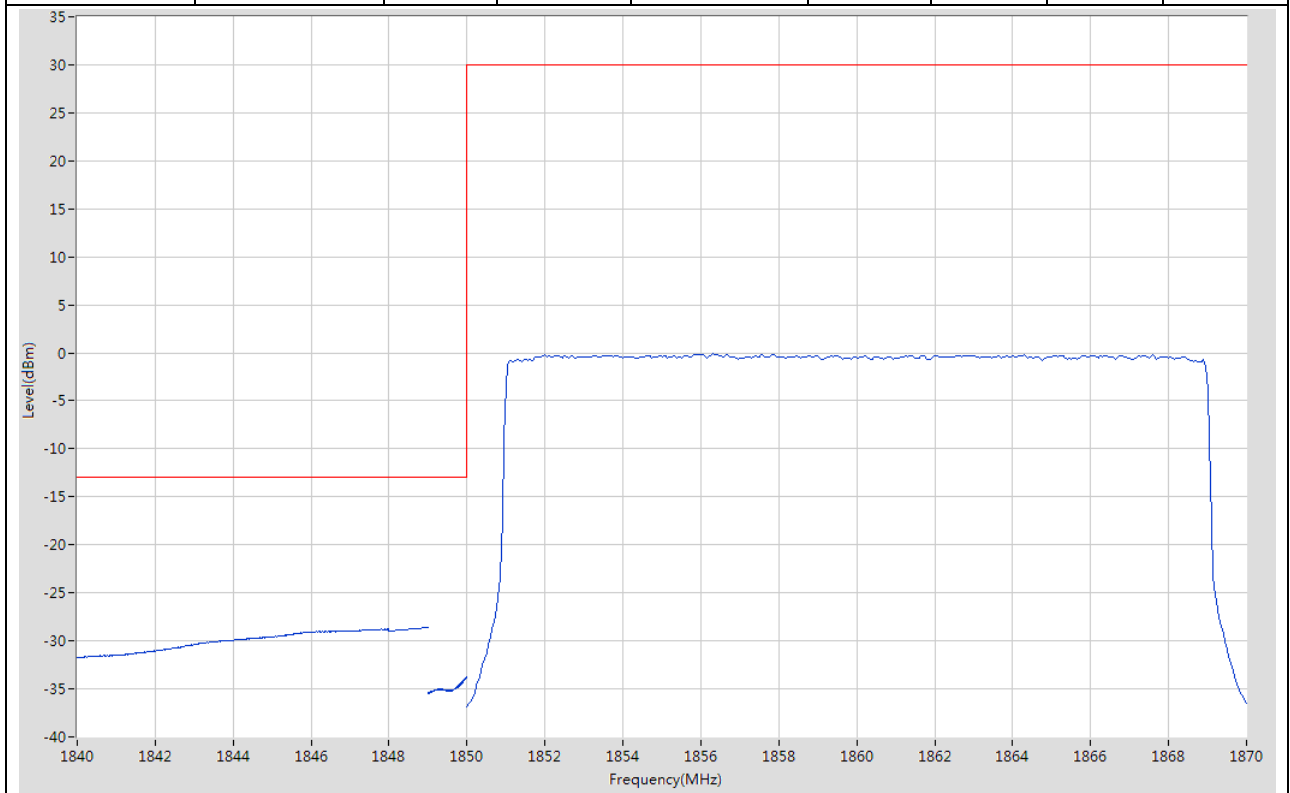
Start Frequency (MHz)	Stop Frequency (MHz)	RBW (MHz)	Detector	Frequency (MHz)	Power (dBm)	Limit (dBm)	Verdict	Sweep Point
1840	1848	1	RMS	1847.98	-41.34	-13	Pass	401
1848	1849	1	RMS	1849	-40.11	-13	Pass	2
1849	1850	0.2	RMS	1850	-25.83	-13	Pass	401
1850	1870	0.1	RMS	1851.1	20.36	30	Pass	401





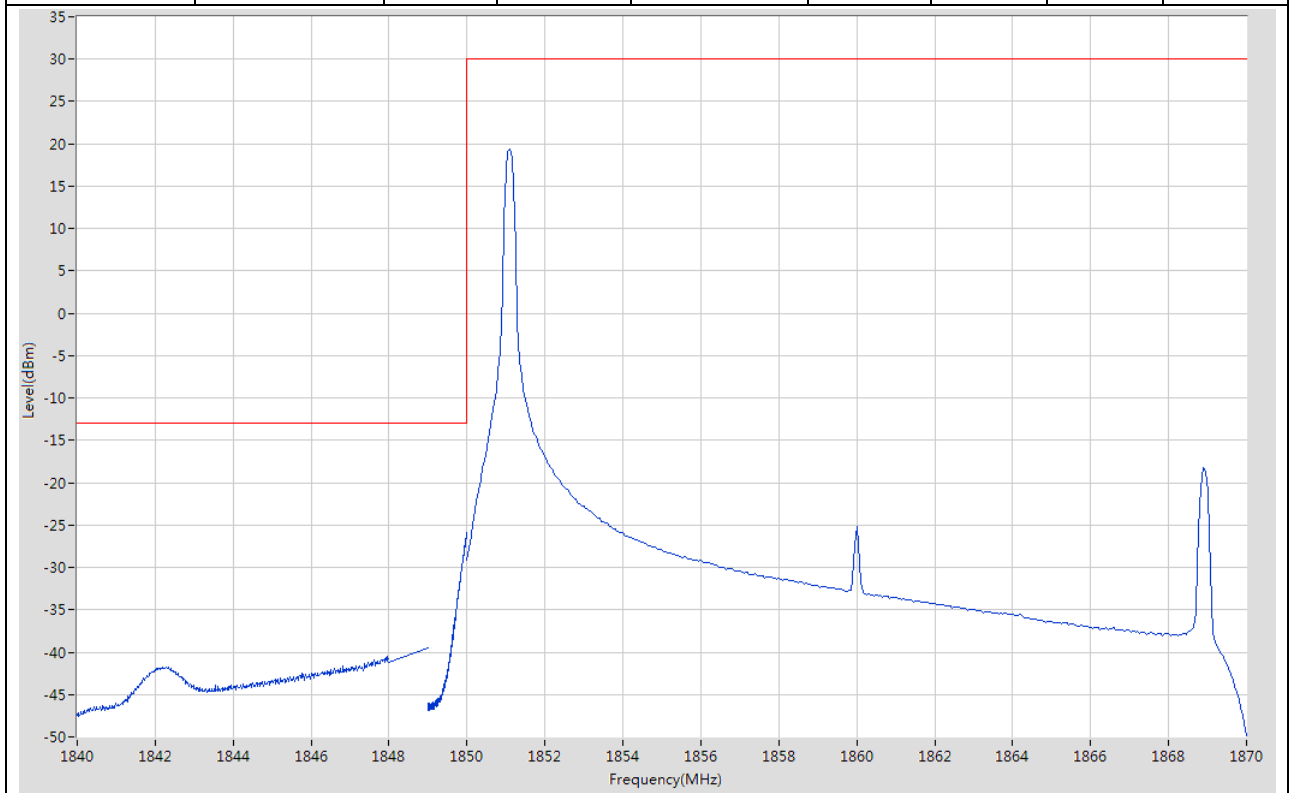
**8.42. LTE Band Edge(NTNV)(Subtest:42, Channel:18700, Bandwidth:20, Modulation:QPSK, RB Number: 100, RB Position:LOW)**

Start Frequency (MHz)	Stop Frequency (MHz)	RBW (MHz)	Detector	Frequency (MHz)	Power (dBm)	Limit (dBm)	Verdict	Sweep Point
1840	1848	1	RMS	1847.96	-28.73	-13	Pass	401
1848	1849	1	RMS	1849	-28.56	-13	Pass	2
1849	1850	0.2	RMS	1849.998	-33.72	-13	Pass	401
1850	1870	0.1	RMS	1856.3	-0.11	30	Pass	401



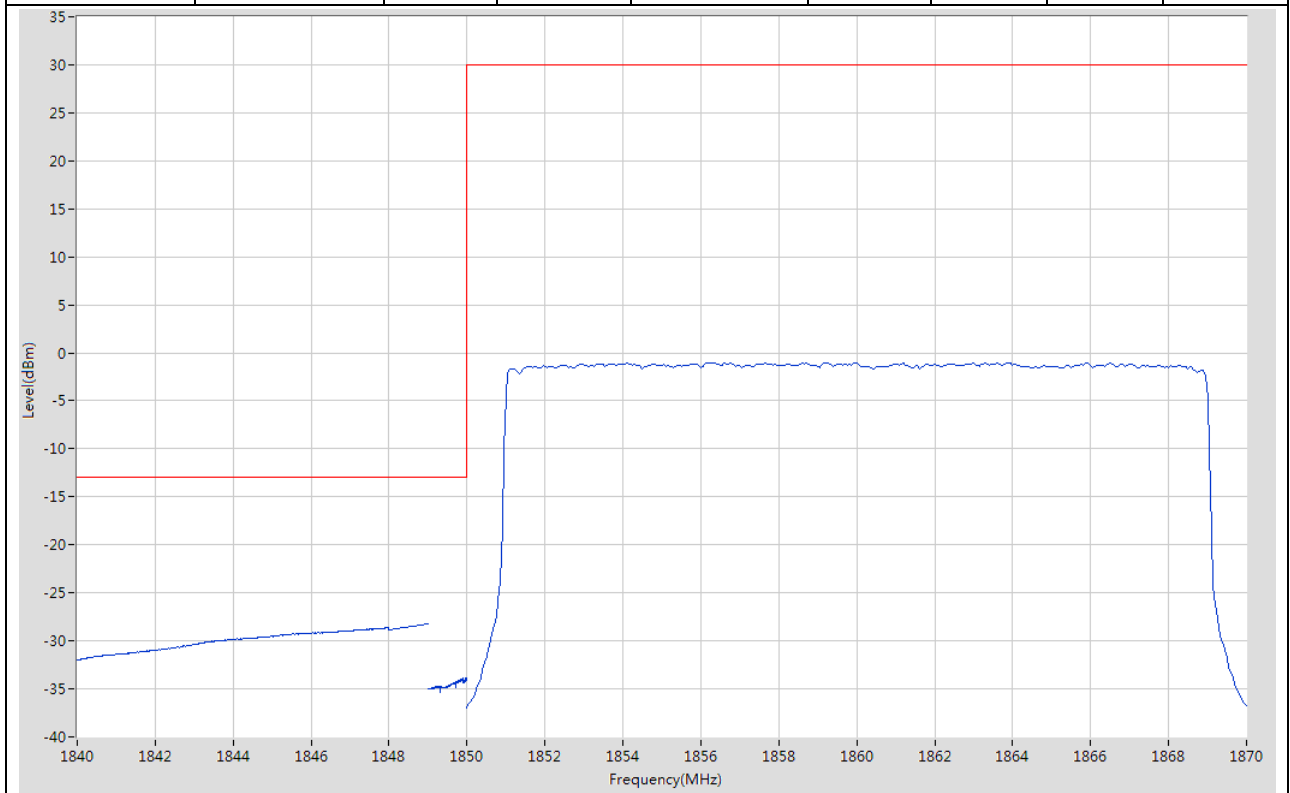
**8.43. LTE Band Edge(NTNV)(Subtest:43, Channel:18700, Bandwidth:20, Modulation:Q16, RB Number: 1, RB Position:LOW)**

Start Frequency (MHz)	Stop Frequency (MHz)	RBW (MHz)	Detector	Frequency (MHz)	Power (dBm)	Limit (dBm)	Verdict	Sweep Point
1840	1848	1	RMS	1847.94	-40.47	-13	Pass	401
1848	1849	1	RMS	1849	-39.56	-13	Pass	2
1849	1850	0.2	RMS	1850	-25.84	-13	Pass	401
1850	1870	0.1	RMS	1851.1	19.41	30	Pass	401



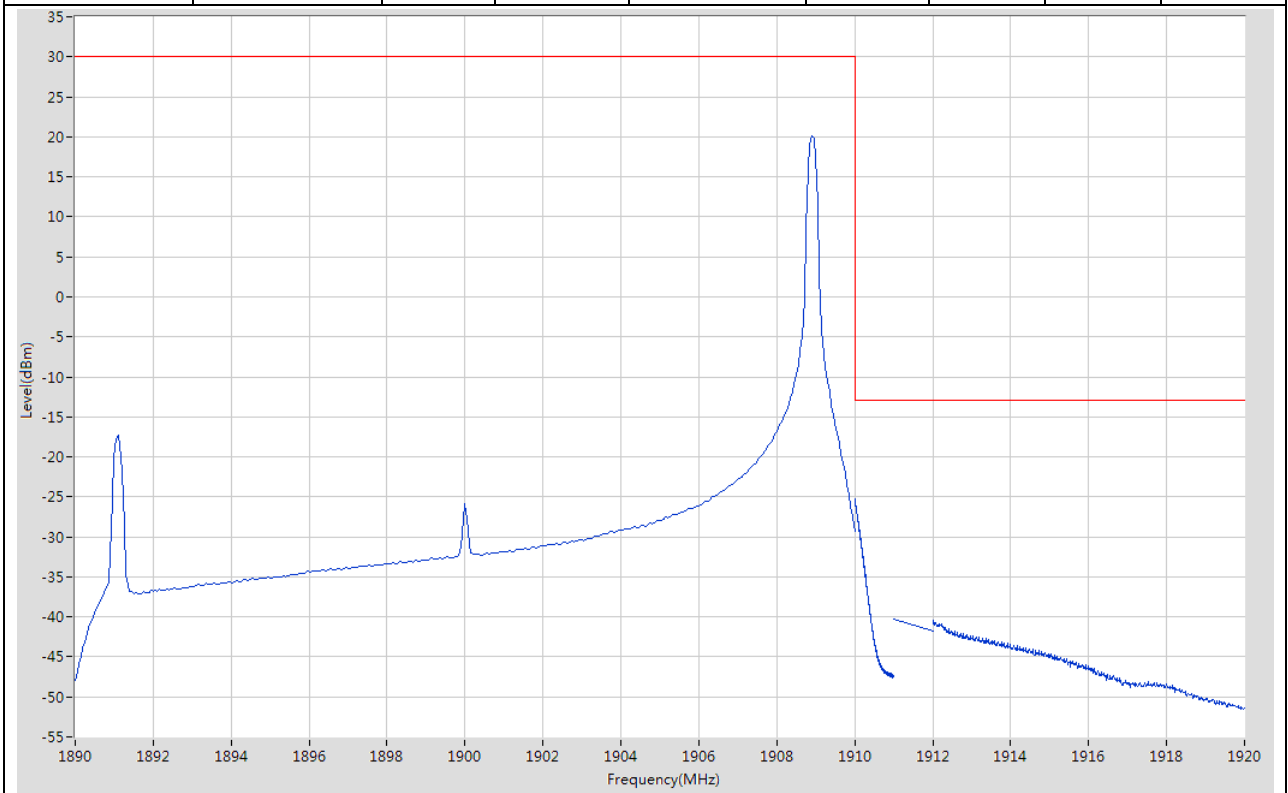
**8.44. LTE Band Edge(NTNV)(Subtest:44, Channel:18700, Bandwidth:20, Modulation:Q16, RB Number: 100, RB Position:LOW)**

Start Frequency (MHz)	Stop Frequency (MHz)	RBW (MHz)	Detector	Frequency (MHz)	Power (dBm)	Limit (dBm)	Verdict	Sweep Point
1840	1848	1	RMS	1848	-28.62	-13	Pass	401
1848	1849	1	RMS	1849	-28.25	-13	Pass	2
1849	1850	0.2	RMS	1849.993	-33.81	-13	Pass	401
1850	1870	0.1	RMS	1863.9	-1	30	Pass	401



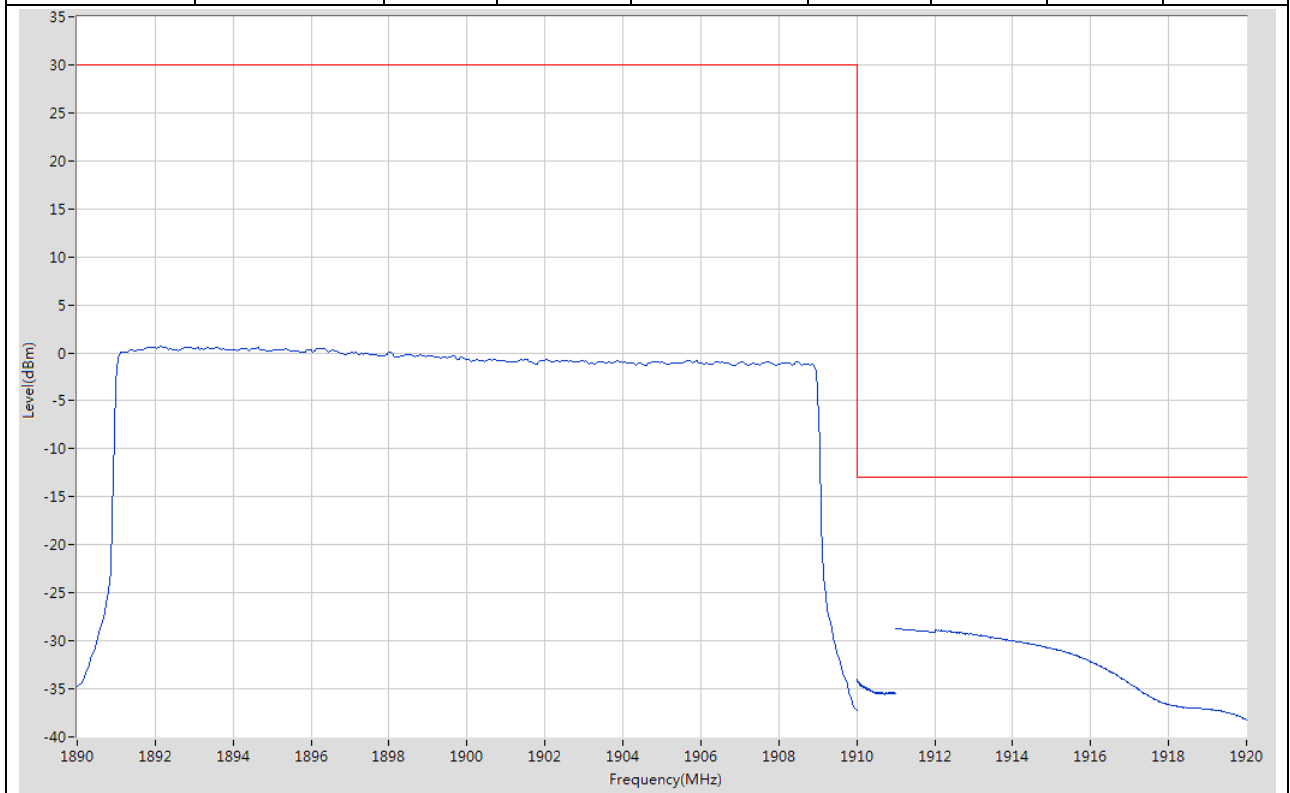
**8.45. LTE Band Edge(NTNV)(Subtest:45, Channel:19100, Bandwidth:20, Modulation:QPSK, RB Number: 1, RB Position:HIGH)**

Start Frequency (MHz)	Stop Frequency (MHz)	RBW (MHz)	Detector	Frequency (MHz)	Power (dBm)	Limit (dBm)	Verdict	Sweep Point
1890	1910	0.1	RMS	1908.9	20.2	30	Pass	401
1910	1911	0.2	RMS	1910.003	-25.18	-13	Pass	401
1911	1912	1	RMS	1911	-40.31	-13	Pass	2
1912	1920	1	RMS	1912	-40.47	-13	Pass	401



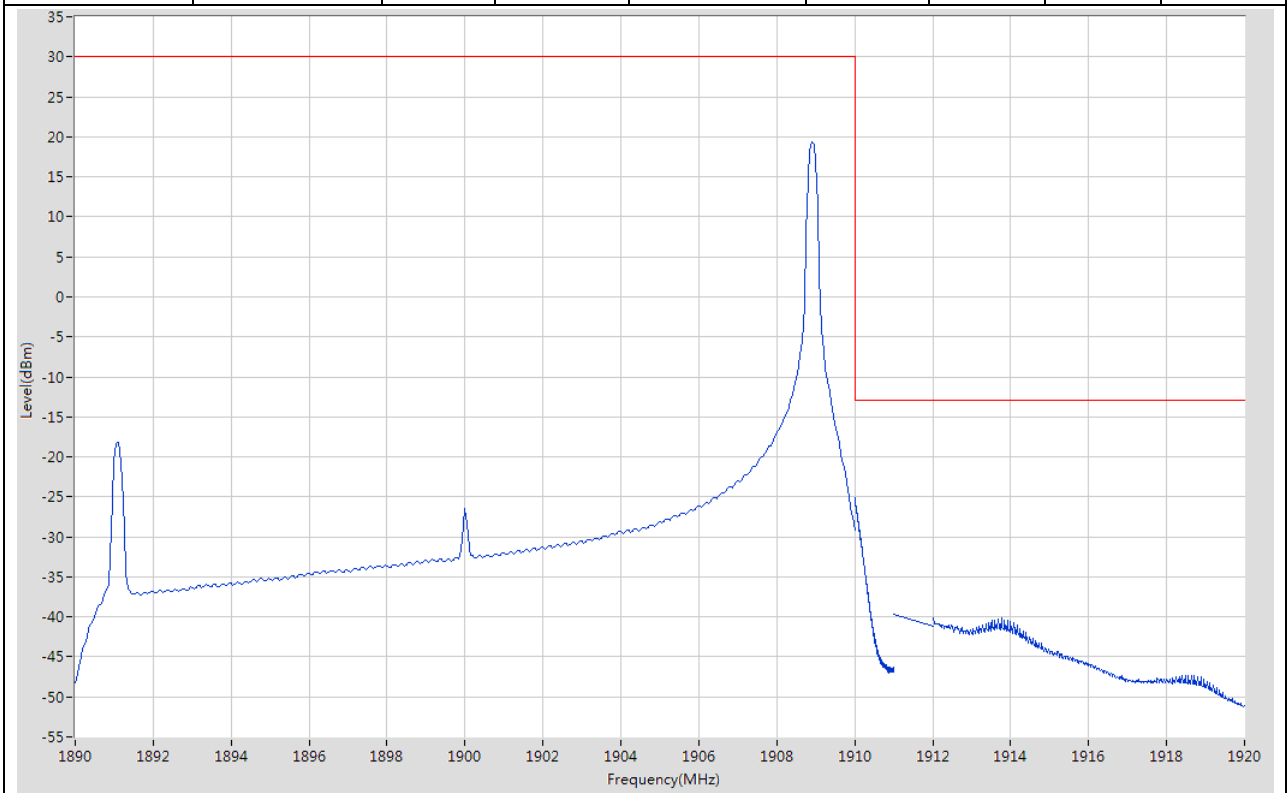
**8.46. LTE Band Edge(NTNV)(Subtest:46, Channel:19100, Bandwidth:20, Modulation:QPSK, RB Number: 100, RB Position:HIGH)**

Start Frequency (MHz)	Stop Frequency (MHz)	RBW (MHz)	Detector	Frequency (MHz)	Power (dBm)	Limit (dBm)	Verdict	Sweep Point
1890	1910	0.1	RMS	1892.15	0.65	30	Pass	401
1910	1911	0.2	RMS	1910	-34.02	-13	Pass	401
1911	1912	1	RMS	1911	-28.74	-13	Pass	2
1912	1920	1	RMS	1912.02	-28.84	-13	Pass	401



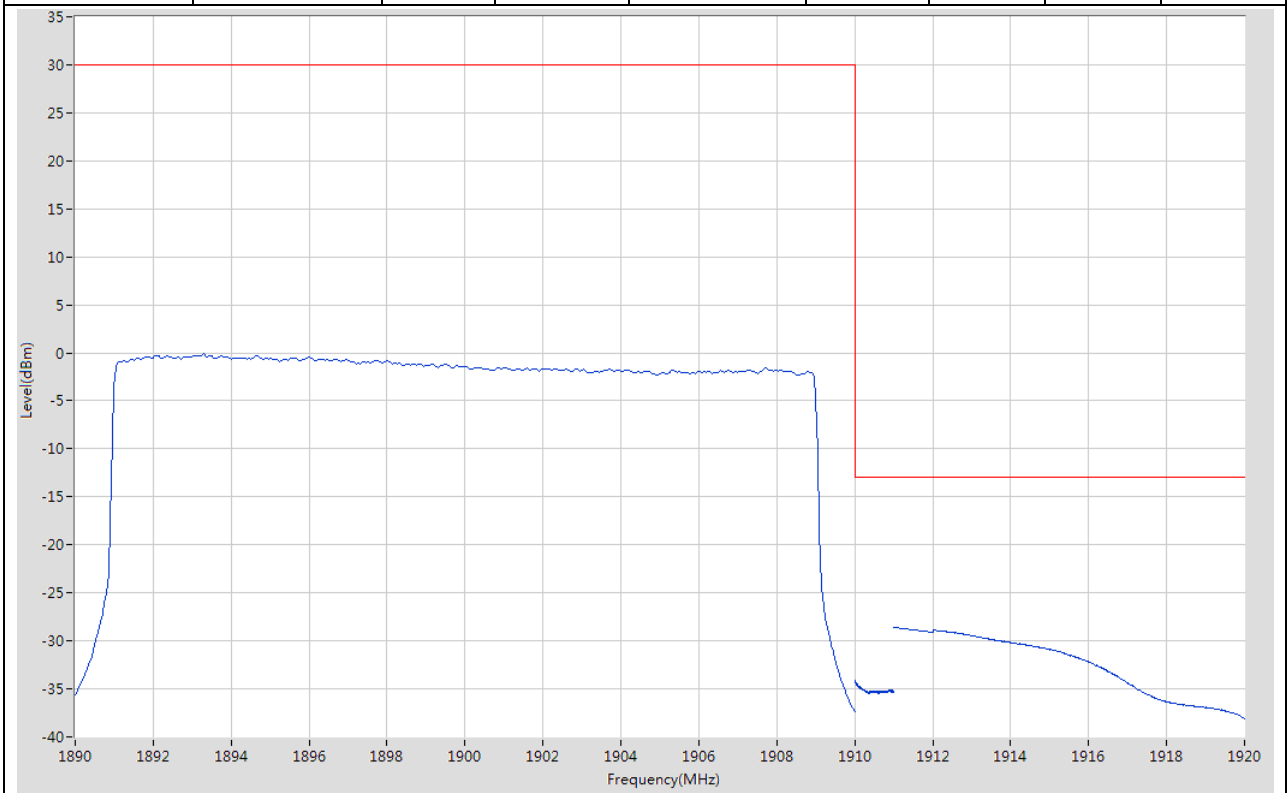
**8.47. LTE Band Edge(NTNV)(Subtest:47, Channel:19100, Bandwidth:20, Modulation:Q16, RB Number: 1, RB Position:HIGH)**

Start Frequency (MHz)	Stop Frequency (MHz)	RBW (MHz)	Detector	Frequency (MHz)	Power (dBm)	Limit (dBm)	Verdict	Sweep Point
1890	1910	0.1	RMS	1908.9	19.42	30	Pass	401
1910	1911	0.2	RMS	1910	-25.15	-13	Pass	401
1911	1912	1	RMS	1911	-39.65	-13	Pass	2
1912	1920	1	RMS	1912	-40.05	-13	Pass	401



**8.48. LTE Band Edge(NTNV)(Subtest:48, Channel:19100, Bandwidth:20, Modulation:Q16, RB Number: 100, RB Position:HIGH)**

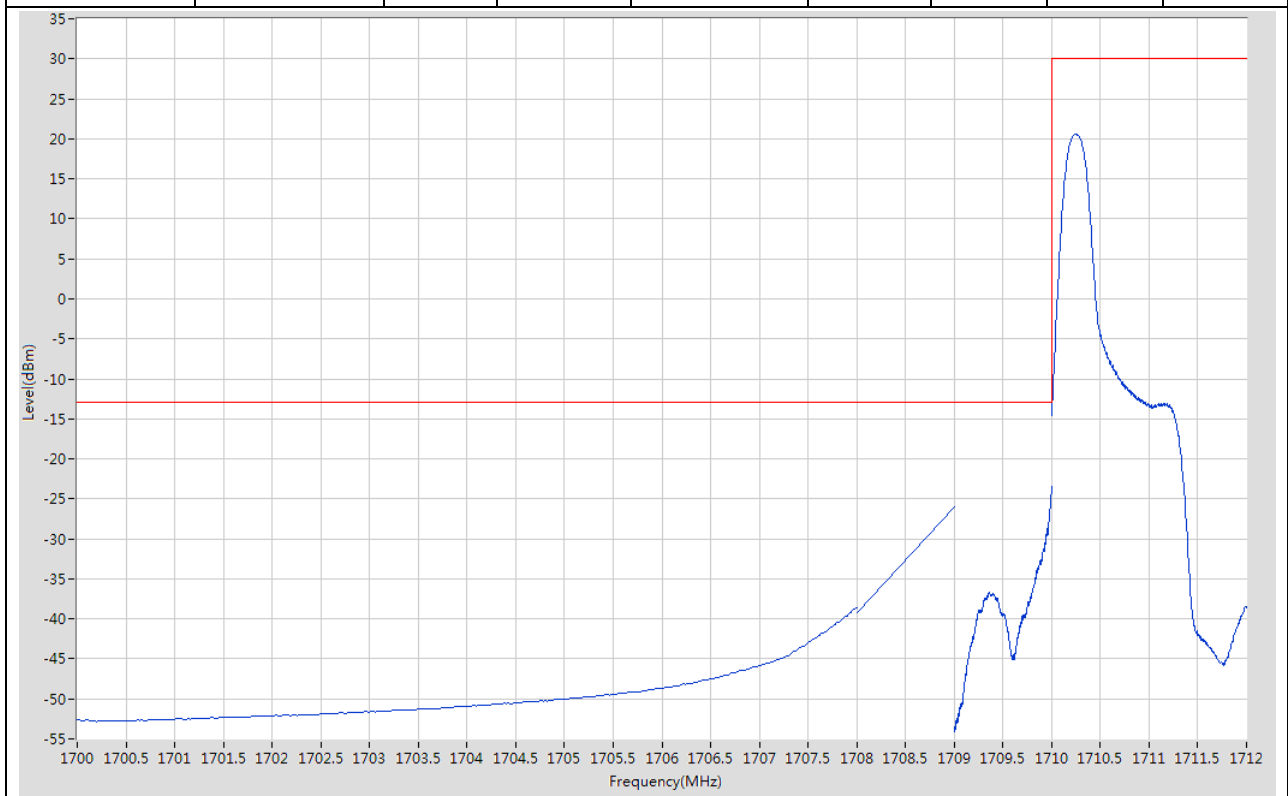
Start Frequency (MHz)	Stop Frequency (MHz)	RBW (MHz)	Detector	Frequency (MHz)	Power (dBm)	Limit (dBm)	Verdict	Sweep Point
1890	1910	0.1	RMS	1893.3	-0.1	30	Pass	401
1910	1911	0.2	RMS	1910.008	-34.16	-13	Pass	401
1911	1912	1	RMS	1911	-28.61	-13	Pass	2
1912	1920	1	RMS	1912	-28.86	-13	Pass	401



## 9. LTE\_Band4

### 9.1. LTE Band Edge(NTNV)(Subtest:1, Channel:19957, Bandwidth:1.4, Modulation:QPSK, RB Number: 1, RB Position:LOW)

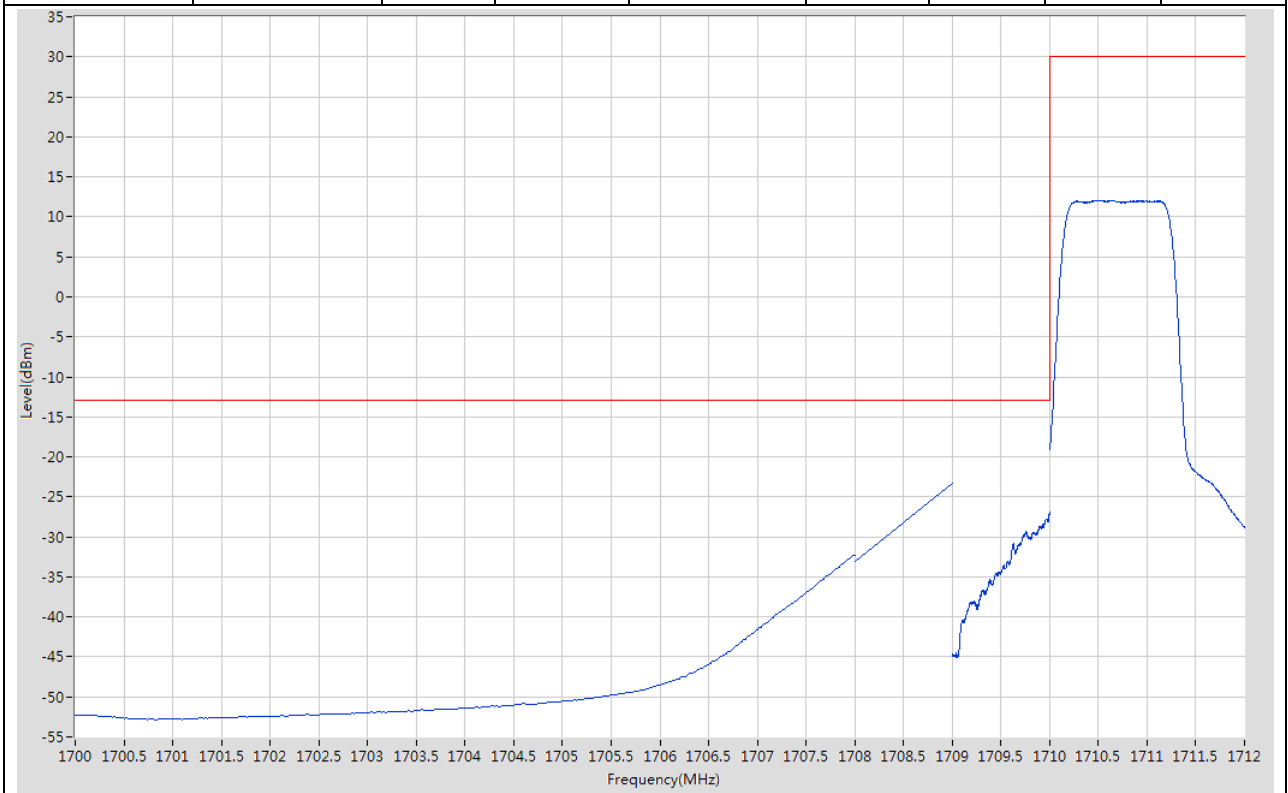
Start Frequency (MHz)	Stop Frequency (MHz)	RBW (MHz)	Detector	Frequency (MHz)	Power (dBm)	Limit (dBm)	Verdict	Sweep Point
1700	1708	1	RMS	1708	-38.64	-13	Pass	401
1708	1709	1	RMS	1709	-26.06	-13	Pass	2
1709	1710	0.02	RMS	1710	-23.46	-13	Pass	401
1710	1712	0.1	RMS	1710.25	20.59	30	Pass	401





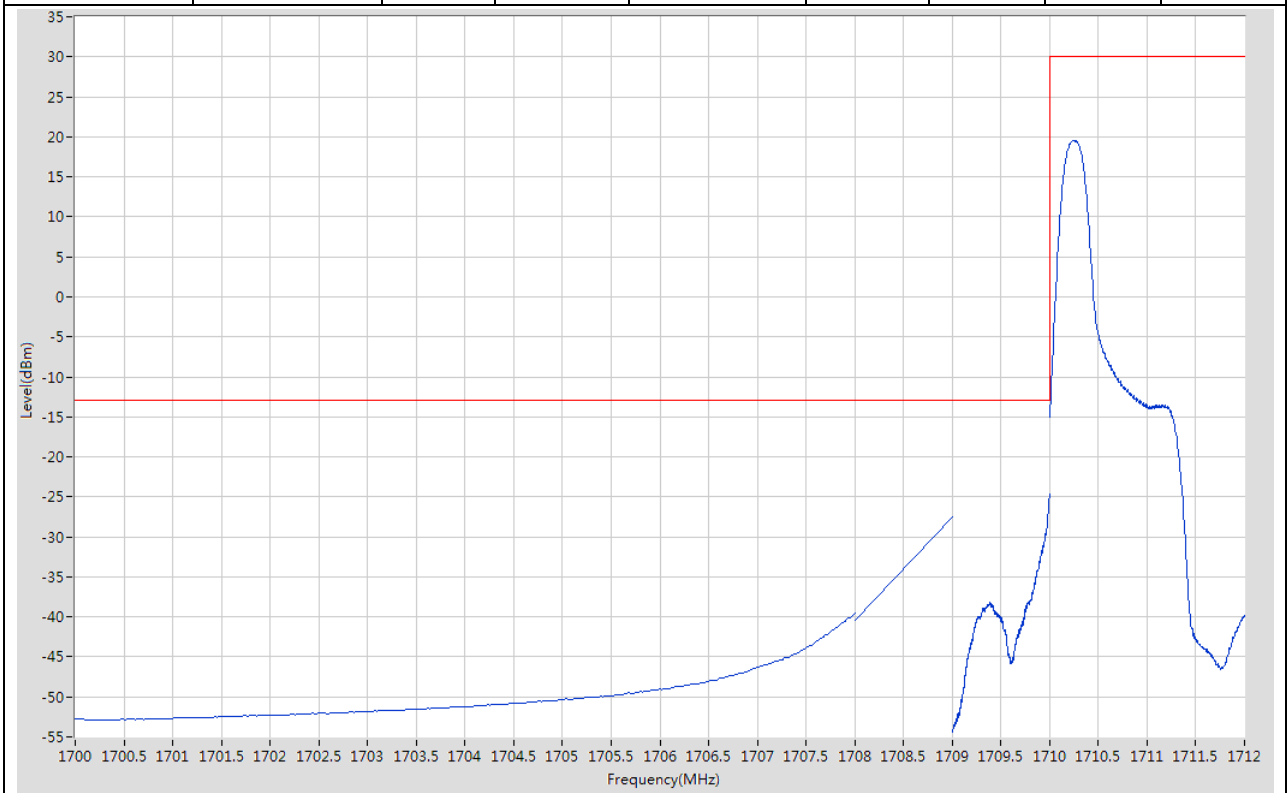
**9.2. LTE Band Edge(NTNV)(Subtest:2, Channel:19957, Bandwidth:1.4, Modulation:QPSK, RB Number: 6, RB Position:LOW)**

Start Frequency (MHz)	Stop Frequency (MHz)	RBW (MHz)	Detector	Frequency (MHz)	Power (dBm)	Limit (dBm)	Verdict	Sweep Point
1700	1708	1	RMS	1708	-32.25	-13	Pass	401
1708	1709	1	RMS	1709	-23.27	-13	Pass	2
1709	1710	0.02	RMS	1710	-26.92	-13	Pass	401
1710	1712	0.1	RMS	1710.495	12.04	30	Pass	401



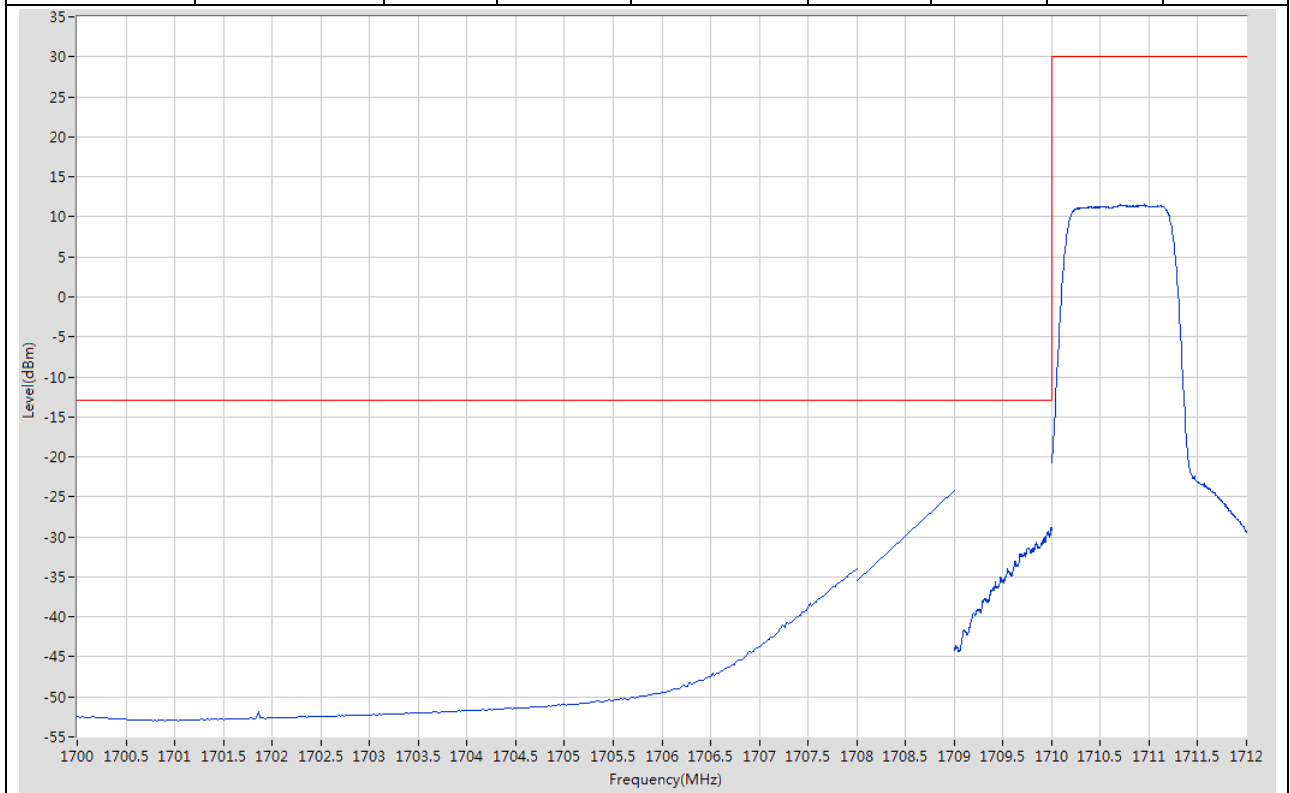
**9.3. LTE Band Edge(NTNV)(Subtest:3, Channel:19957, Bandwidth:1.4, Modulation:Q16, RB Number: 1, RB Position:LOW)**

Start Frequency (MHz)	Stop Frequency (MHz)	RBW (MHz)	Detector	Frequency (MHz)	Power (dBm)	Limit (dBm)	Verdict	Sweep Point
1700	1708	1	RMS	1708	-39.58	-13	Pass	401
1708	1709	1	RMS	1709	-27.54	-13	Pass	2
1709	1710	0.02	RMS	1710	-24.69	-13	Pass	401
1710	1712	0.1	RMS	1710.25	19.55	30	Pass	401



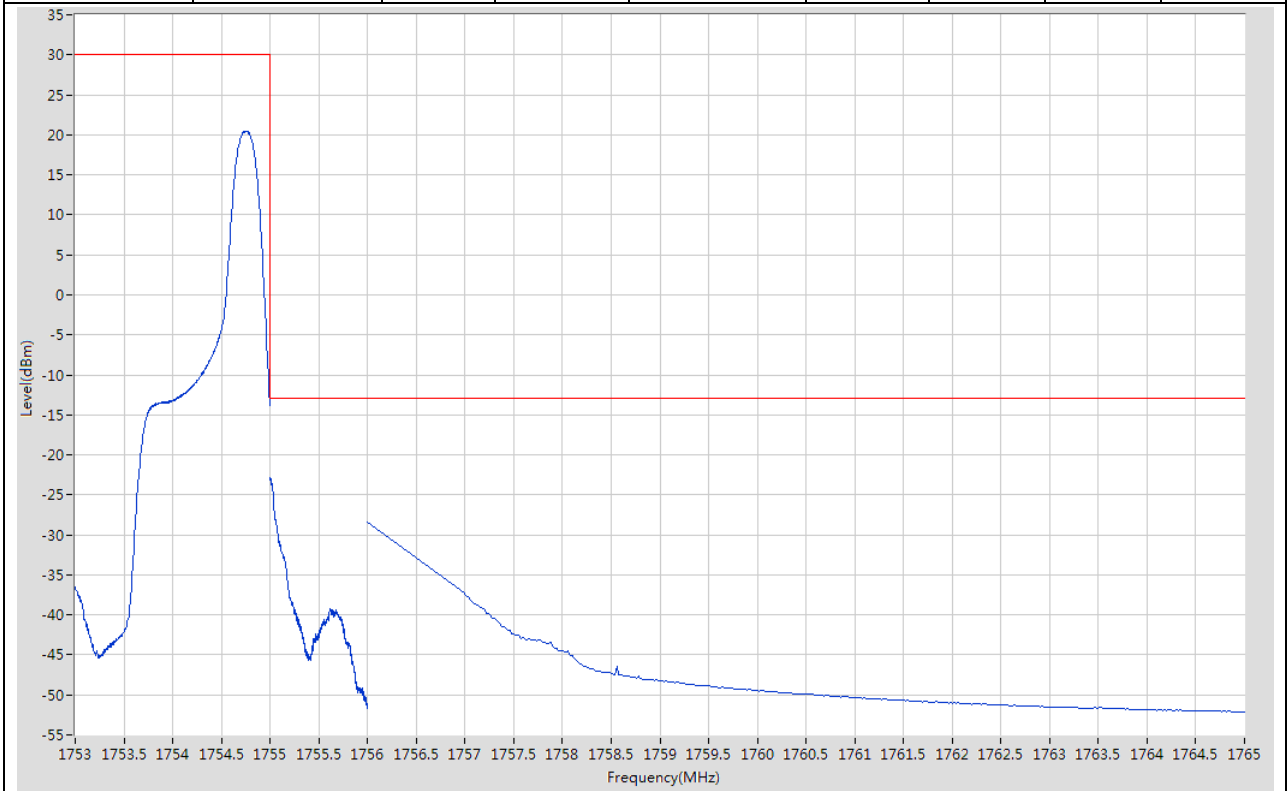
**9.4. LTE Band Edge(NTNV)(Subtest:4, Channel:19957, Bandwidth:1.4, Modulation:Q16, RB Number: 6, RB Position:LOW)**

Start Frequency (MHz)	Stop Frequency (MHz)	RBW (MHz)	Detector	Frequency (MHz)	Power (dBm)	Limit (dBm)	Verdict	Sweep Point
1700	1708	1	RMS	1708	-33.96	-13	Pass	401
1708	1709	1	RMS	1709	-24.15	-13	Pass	2
1709	1710	0.02	RMS	1710	-28.87	-13	Pass	401
1710	1712	0.1	RMS	1710.955	11.54	30	Pass	401



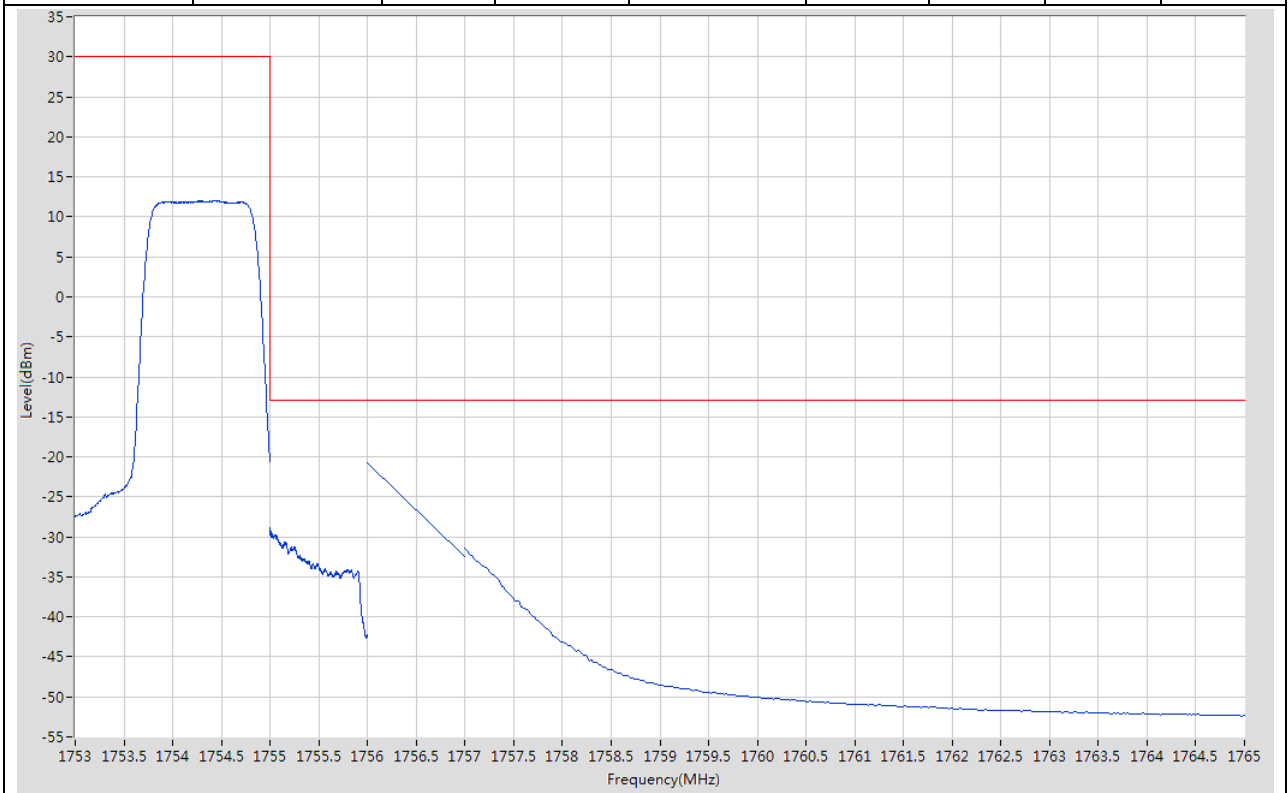
**9.5. LTE Band Edge(NTNV)(Subtest:5, Channel:20393, Bandwidth:1.4, Modulation:QPSK, RB Number: 1, RB Position:HIGH)**

Start Frequency (MHz)	Stop Frequency (MHz)	RBW (MHz)	Detector	Frequency (MHz)	Power (dBm)	Limit (dBm)	Verdict	Sweep Point
1753	1755	0.1	RMS	1754.745	20.49	30	Pass	401
1755	1756	0.02	RMS	1755	-22.78	-13	Pass	401
1756	1757	1	RMS	1756	-28.33	-13	Pass	2
1757	1765	1	RMS	1757	-37.48	-13	Pass	401



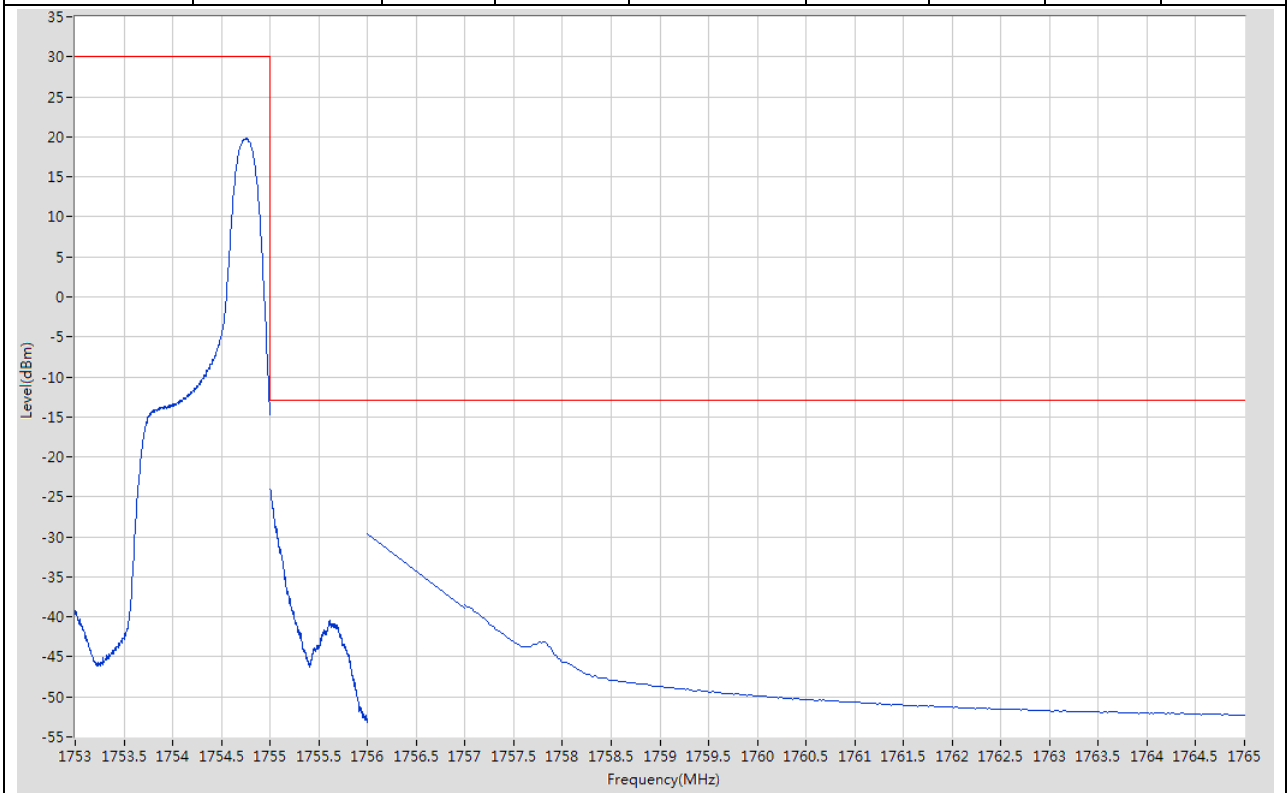
**9.6. LTE Band Edge(NTNV)(Subtest:6, Channel:20393, Bandwidth:1.4, Modulation:QPSK, RB Number: 6, RB Position:HIGH)**

Start Frequency (MHz)	Stop Frequency (MHz)	RBW (MHz)	Detector	Frequency (MHz)	Power (dBm)	Limit (dBm)	Verdict	Sweep Point
1753	1755	0.1	RMS	1754.445	12.02	30	Pass	401
1755	1756	0.02	RMS	1755	-28.88	-13	Pass	401
1756	1757	1	RMS	1756	-20.8	-13	Pass	2
1757	1765	1	RMS	1757	-31.48	-13	Pass	401



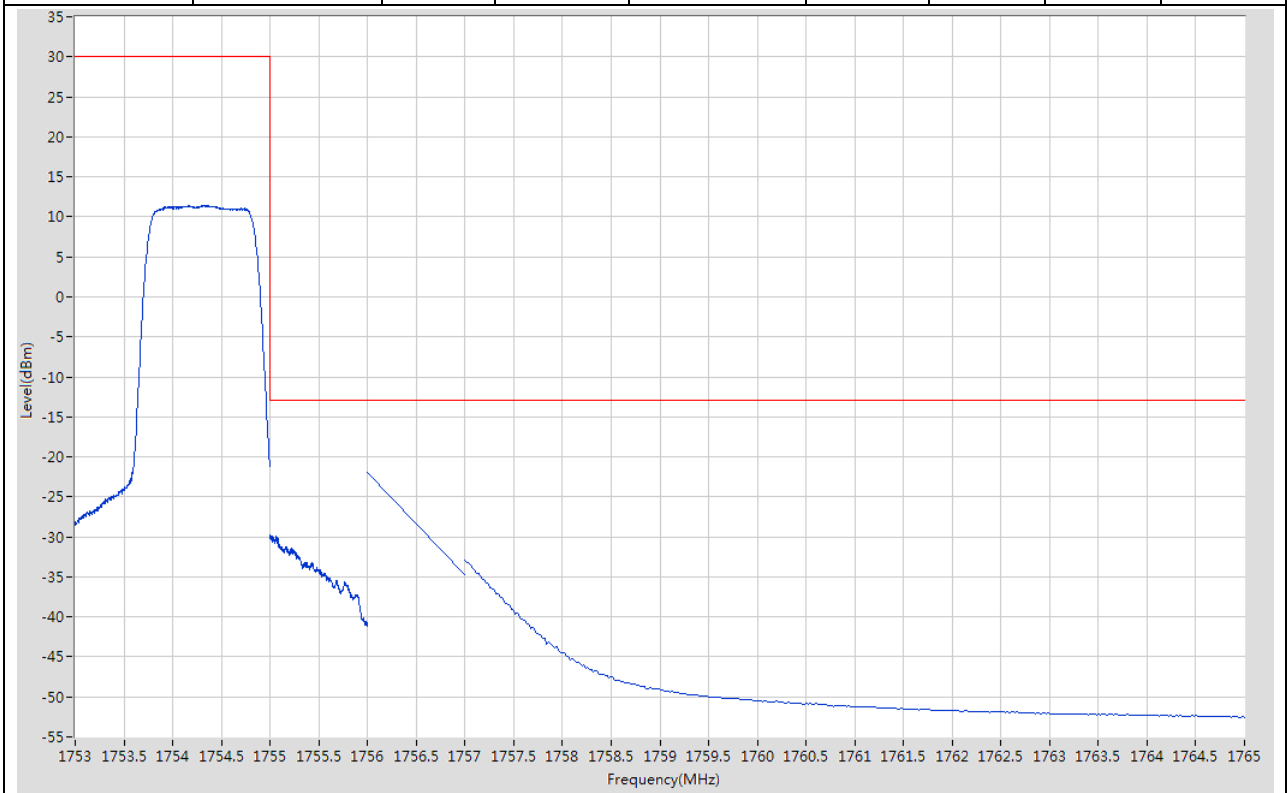
**9.7. LTE Band Edge(NTNV)(Subtest:7, Channel:20393, Bandwidth:1.4, Modulation:Q16, RB Number: 1, RB Position:HIGH)**

Start Frequency (MHz)	Stop Frequency (MHz)	RBW (MHz)	Detector	Frequency (MHz)	Power (dBm)	Limit (dBm)	Verdict	Sweep Point
1753	1755	0.1	RMS	1754.76	19.79	30	Pass	401
1755	1756	0.02	RMS	1755	-24.05	-13	Pass	401
1756	1757	1	RMS	1756	-29.56	-13	Pass	2
1757	1765	1	RMS	1757	-38.42	-13	Pass	401



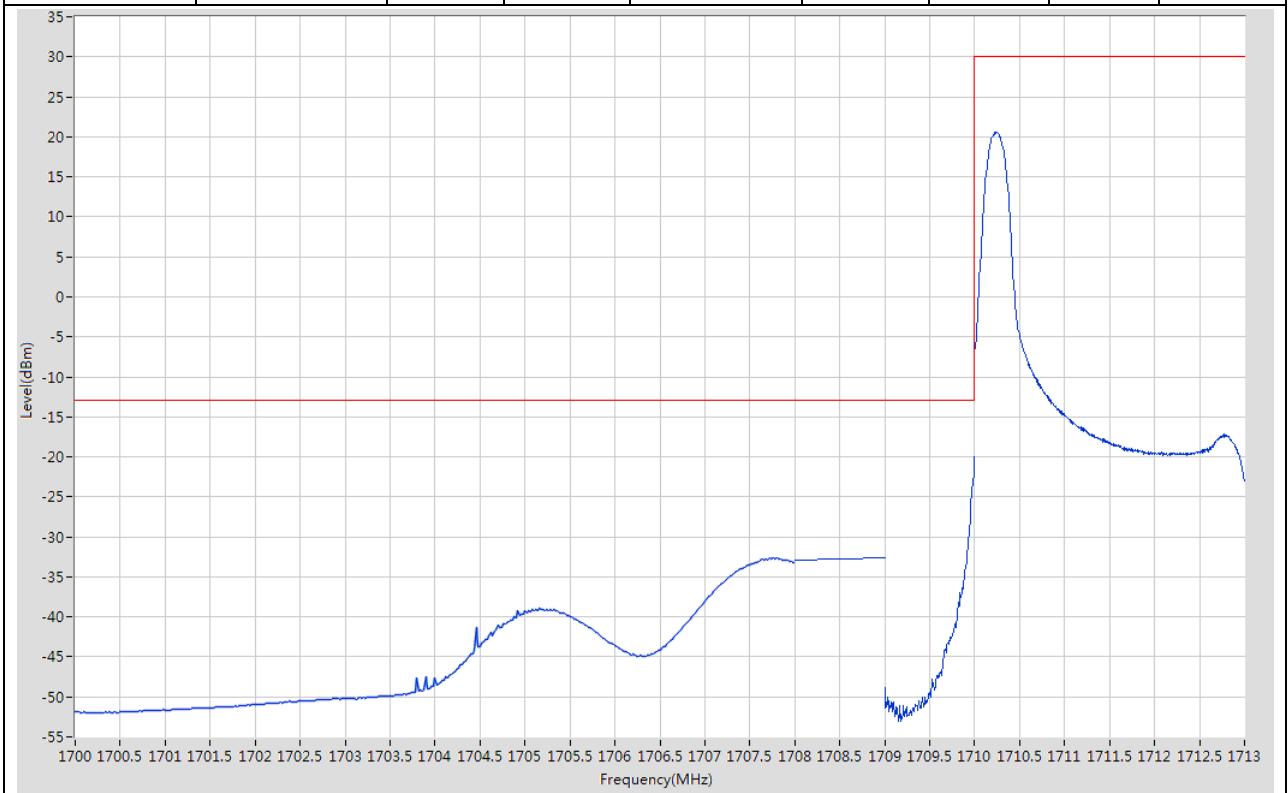
**9.8. LTE Band Edge(NTNV)(Subtest:8, Channel:20393, Bandwidth:1.4, Modulation:Q16, RB Number: 6, RB Position:HIGH)**

Start Frequency (MHz)	Stop Frequency (MHz)	RBW (MHz)	Detector	Frequency (MHz)	Power (dBm)	Limit (dBm)	Verdict	Sweep Point
1753	1755	0.1	RMS	1754.33	11.46	30	Pass	401
1755	1756	0.02	RMS	1755	-29.81	-13	Pass	401
1756	1757	1	RMS	1756	-21.97	-13	Pass	2
1757	1765	1	RMS	1757	-32.92	-13	Pass	401



**9.9. LTE Band Edge(NTNV)(Subtest:9, Channel:19965, Bandwidth:3, Modulation:QPSK, RB Number: 1, RB Position:LOW)**

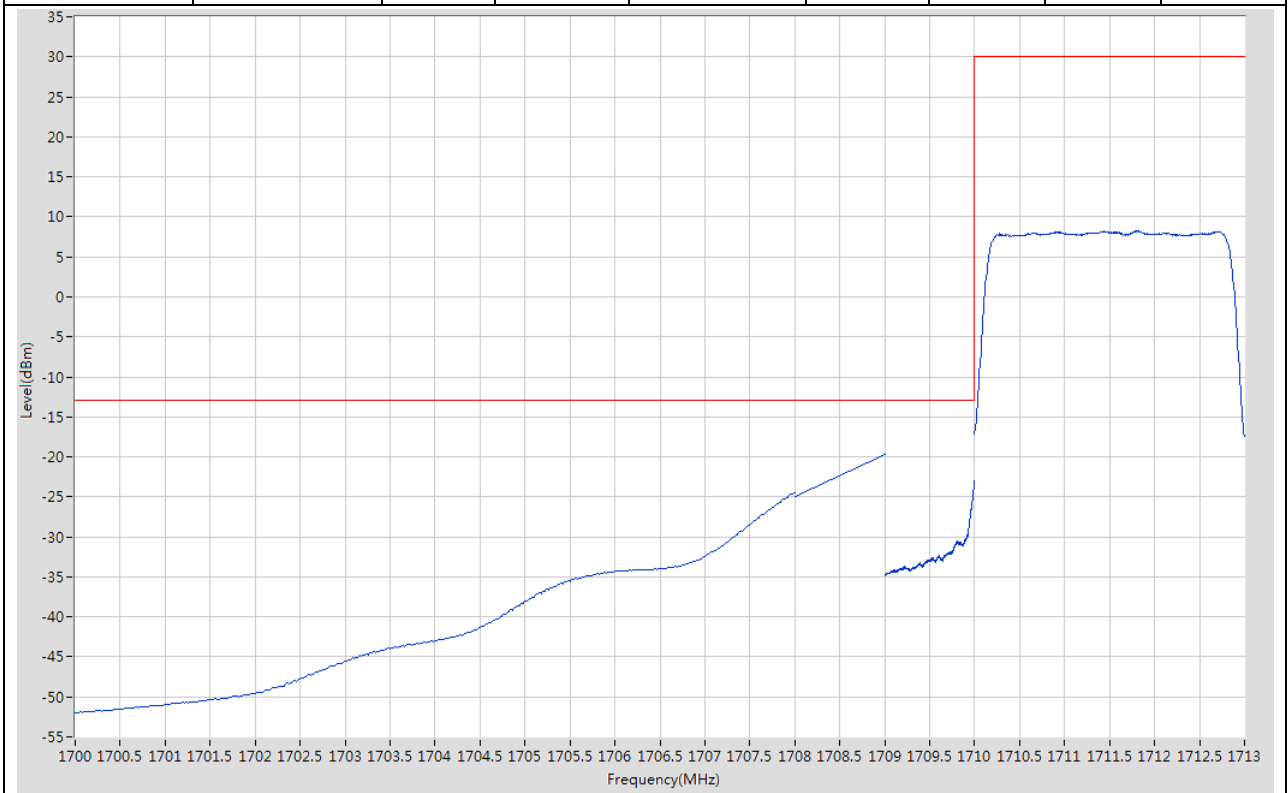
Start Frequency (MHz)	Stop Frequency (MHz)	RBW (MHz)	Detector	Frequency (MHz)	Power (dBm)	Limit (dBm)	Verdict	Sweep Point
1700	1708	1	RMS	1707.76	-32.64	-13	Pass	401
1708	1709	1	RMS	1709	-32.62	-13	Pass	2
1709	1710	0.01	RMS	1710	-19.98	-13	Pass	101
1710	1713	0.1	RMS	1710.24	20.59	30	Pass	401





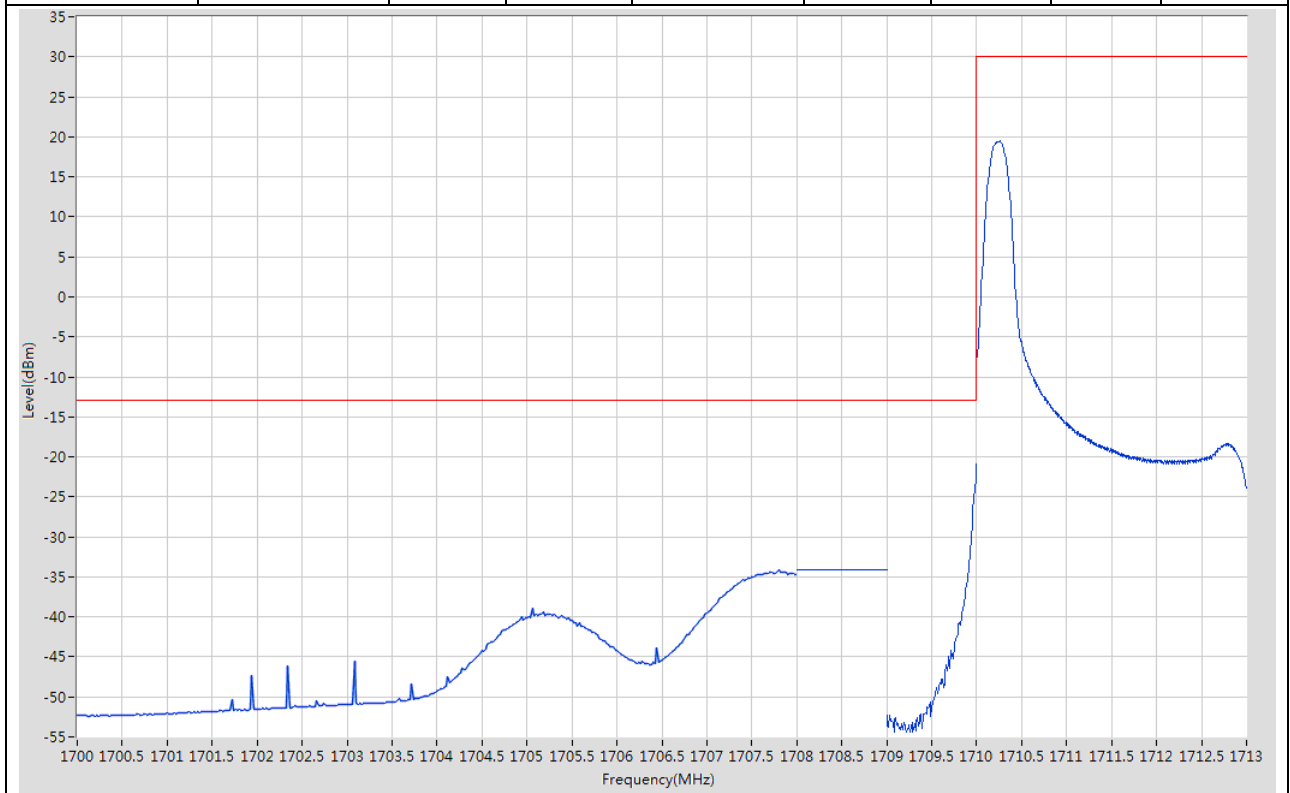
**9.10. LTE Band Edge(NTNV)(Subtest:10, Channel:19965, Bandwidth:3, Modulation:QPSK, RB Number: 15, RB Position:LOW)**

Start Frequency (MHz)	Stop Frequency (MHz)	RBW (MHz)	Detector	Frequency (MHz)	Power (dBm)	Limit (dBm)	Verdict	Sweep Point
1700	1708	1	RMS	1708	-24.45	-13	Pass	401
1708	1709	1	RMS	1709	-19.62	-13	Pass	2
1709	1710	0.03	RMS	1710	-23.04	-13	Pass	401
1710	1713	0.1	RMS	1711.793	8.28	30	Pass	401



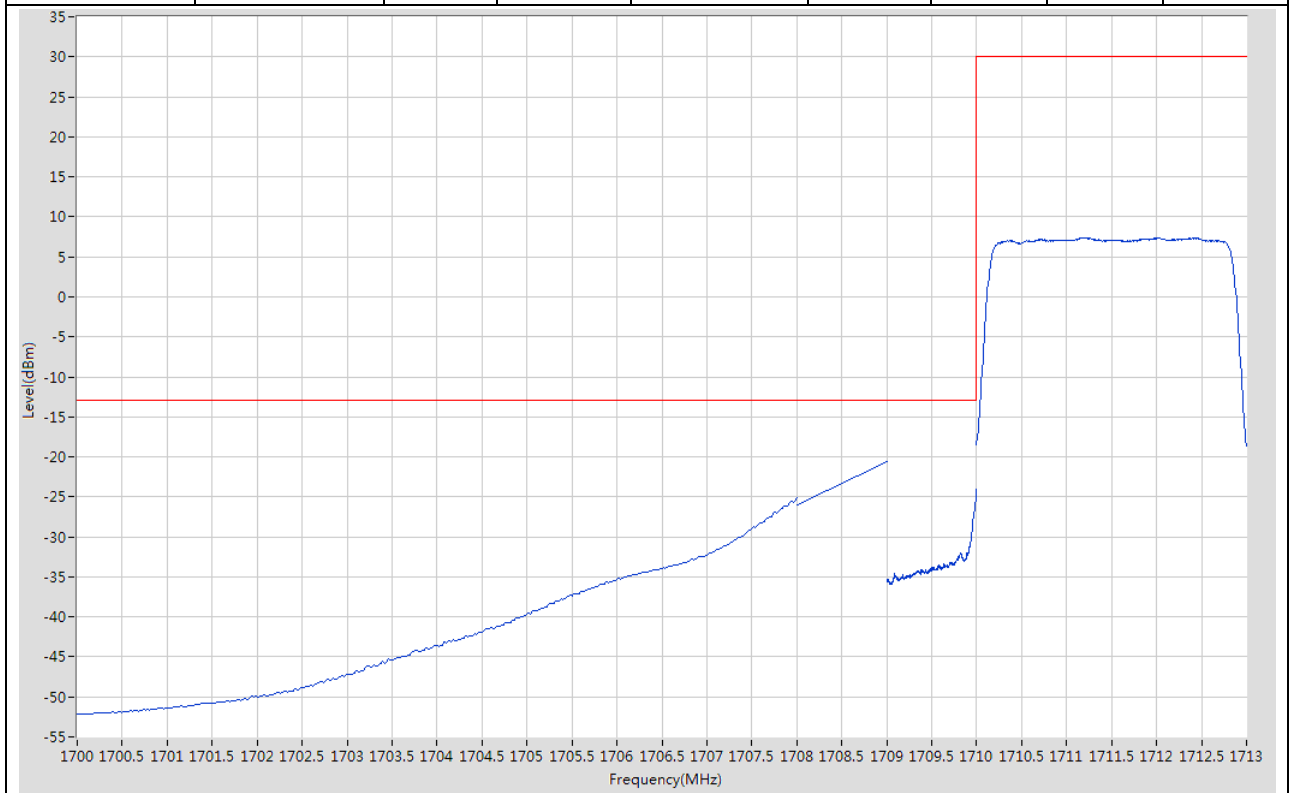
**9.11. LTE Band Edge(NTNV)(Subtest:11, Channel:19965, Bandwidth:3, Modulation:Q16, RB Number: 1, RB Position:LOW)**

Start Frequency (MHz)	Stop Frequency (MHz)	RBW (MHz)	Detector	Frequency (MHz)	Power (dBm)	Limit (dBm)	Verdict	Sweep Point
1700	1708	1	RMS	1707.8	-34.16	-13	Pass	401
1708	1709	1	RMS	1709	-34.05	-13	Pass	2
1709	1710	0.01	RMS	1710	-20.93	-13	Pass	101
1710	1713	0.1	RMS	1710.255	19.45	30	Pass	401



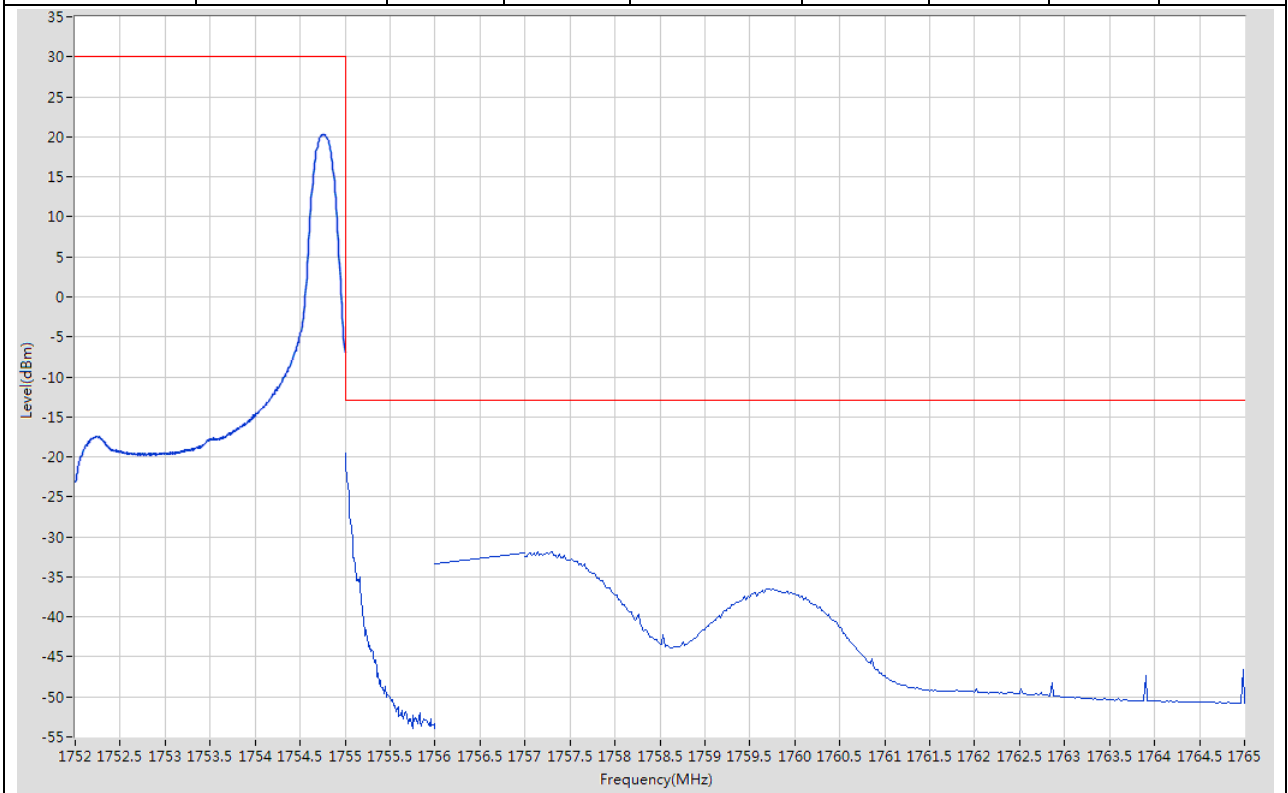
**9.12. LTE Band Edge(NTNV)(Subtest:12, Channel:19965, Bandwidth:3, Modulation:Q16, RB Number: 15, RB Position:LOW)**

Start Frequency (MHz)	Stop Frequency (MHz)	RBW (MHz)	Detector	Frequency (MHz)	Power (dBm)	Limit (dBm)	Verdict	Sweep Point
1700	1708	1	RMS	1708	-25.14	-13	Pass	401
1708	1709	1	RMS	1709	-20.59	-13	Pass	2
1709	1710	0.03	RMS	1710	-24.11	-13	Pass	401
1710	1713	0.1	RMS	1712.423	7.38	30	Pass	401



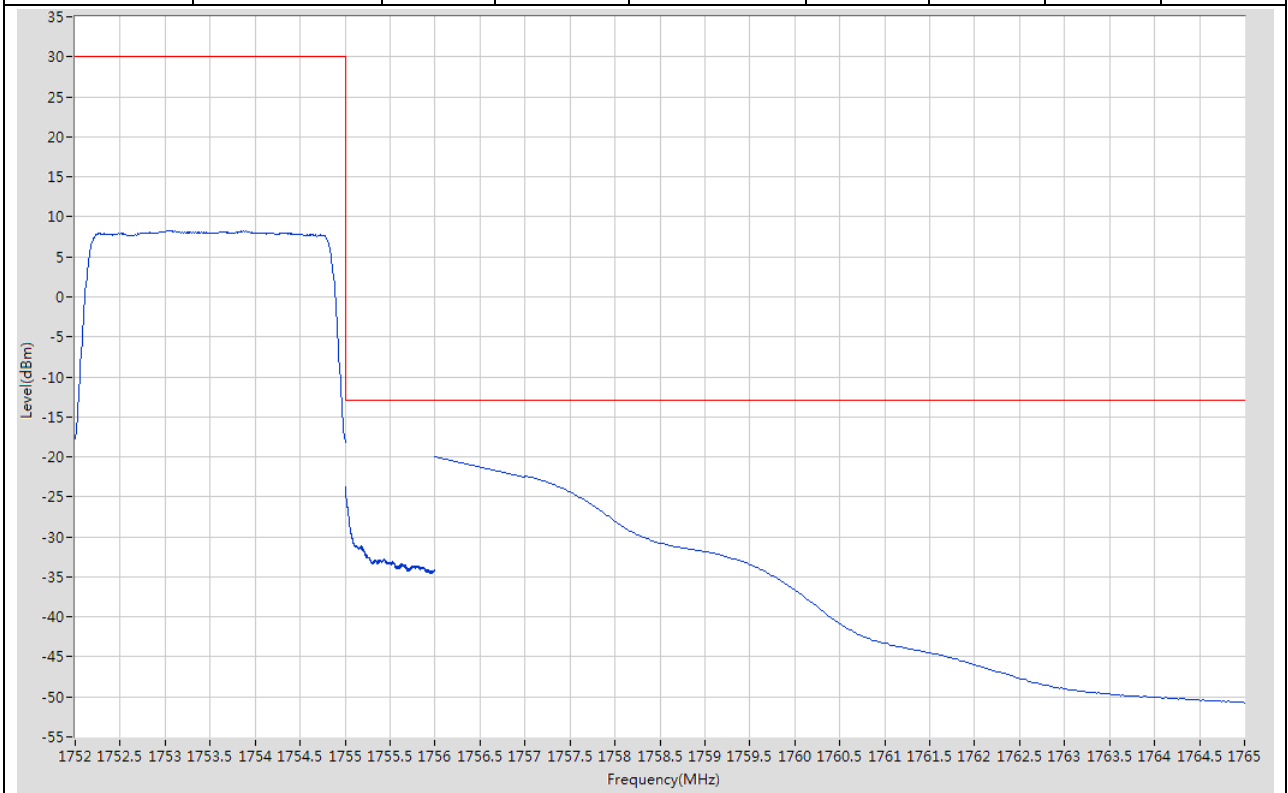
**9.13. LTE Band Edge(NTNV)(Subtest:13, Channel:20385, Bandwidth:3, Modulation:QPSK, RB Number: 1, RB Position:HIGH)**

Start Frequency (MHz)	Stop Frequency (MHz)	RBW (MHz)	Detector	Frequency (MHz)	Power (dBm)	Limit (dBm)	Verdict	Sweep Point
1752	1755	0.1	RMS	1754.76	20.33	30	Pass	401
1755	1756	0.01	RMS	1755	-19.59	-13	Pass	101
1756	1757	1	RMS	1757	-31.94	-13	Pass	2
1757	1765	1	RMS	1757.3	-31.8	-13	Pass	401



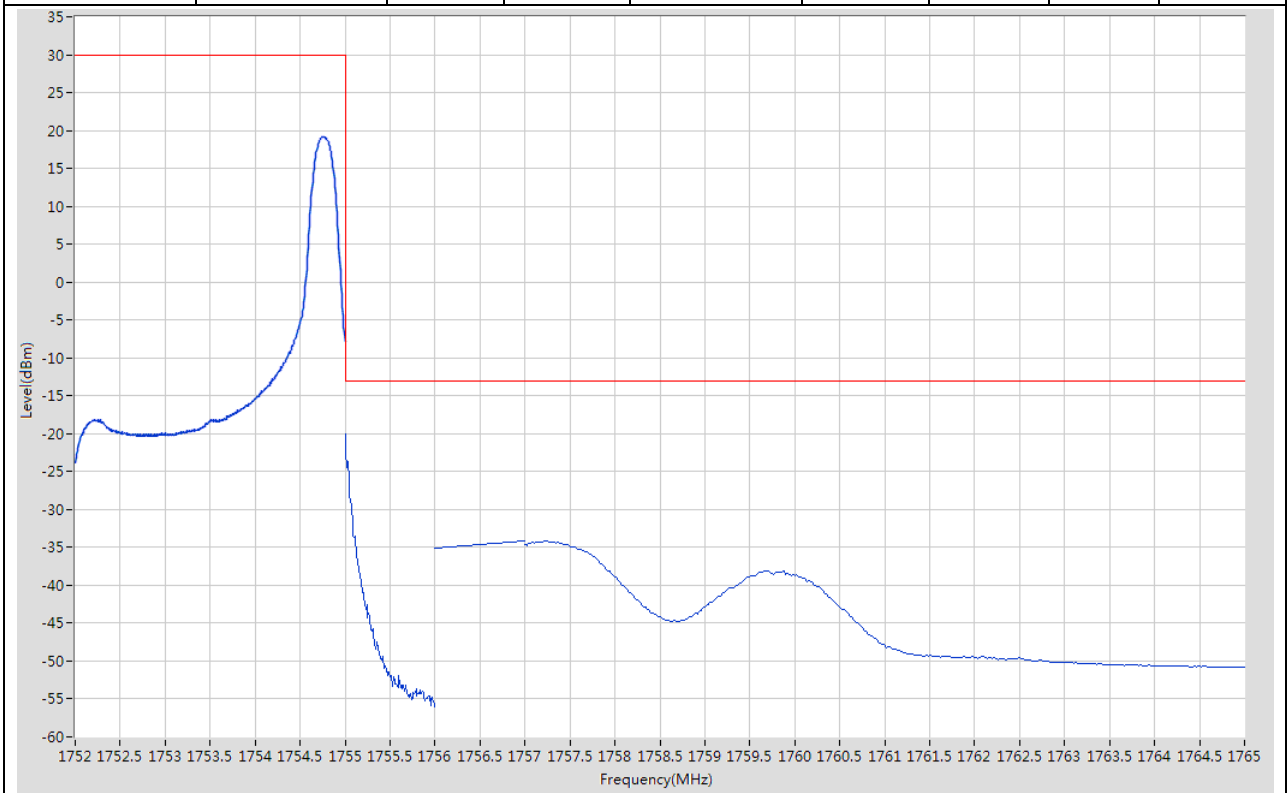
**9.14. LTE Band Edge(NTNV)(Subtest:14, Channel:20385, Bandwidth:3, Modulation:QPSK, RB Number: 15, RB Position:HIGH)**

Start Frequency (MHz)	Stop Frequency (MHz)	RBW (MHz)	Detector	Frequency (MHz)	Power (dBm)	Limit (dBm)	Verdict	Sweep Point
1752	1755	0.1	RMS	1753.05	8.29	30	Pass	401
1755	1756	0.03	RMS	1755	-23.7	-13	Pass	401
1756	1757	1	RMS	1756	-19.94	-13	Pass	2
1757	1765	1	RMS	1757	-22.34	-13	Pass	401



**9.15. LTE Band Edge(NTNV)(Subtest:15, Channel:20385, Bandwidth:3, Modulation:Q16, RB Number: 1, RB Position:HIGH)**

Start Frequency (MHz)	Stop Frequency (MHz)	RBW (MHz)	Detector	Frequency (MHz)	Power (dBm)	Limit (dBm)	Verdict	Sweep Point
1752	1755	0.1	RMS	1754.76	19.21	30	Pass	401
1755	1756	0.01	RMS	1755	-20.07	-13	Pass	101
1756	1757	1	RMS	1757	-34.15	-13	Pass	2
1757	1765	1	RMS	1757.22	-34.15	-13	Pass	401



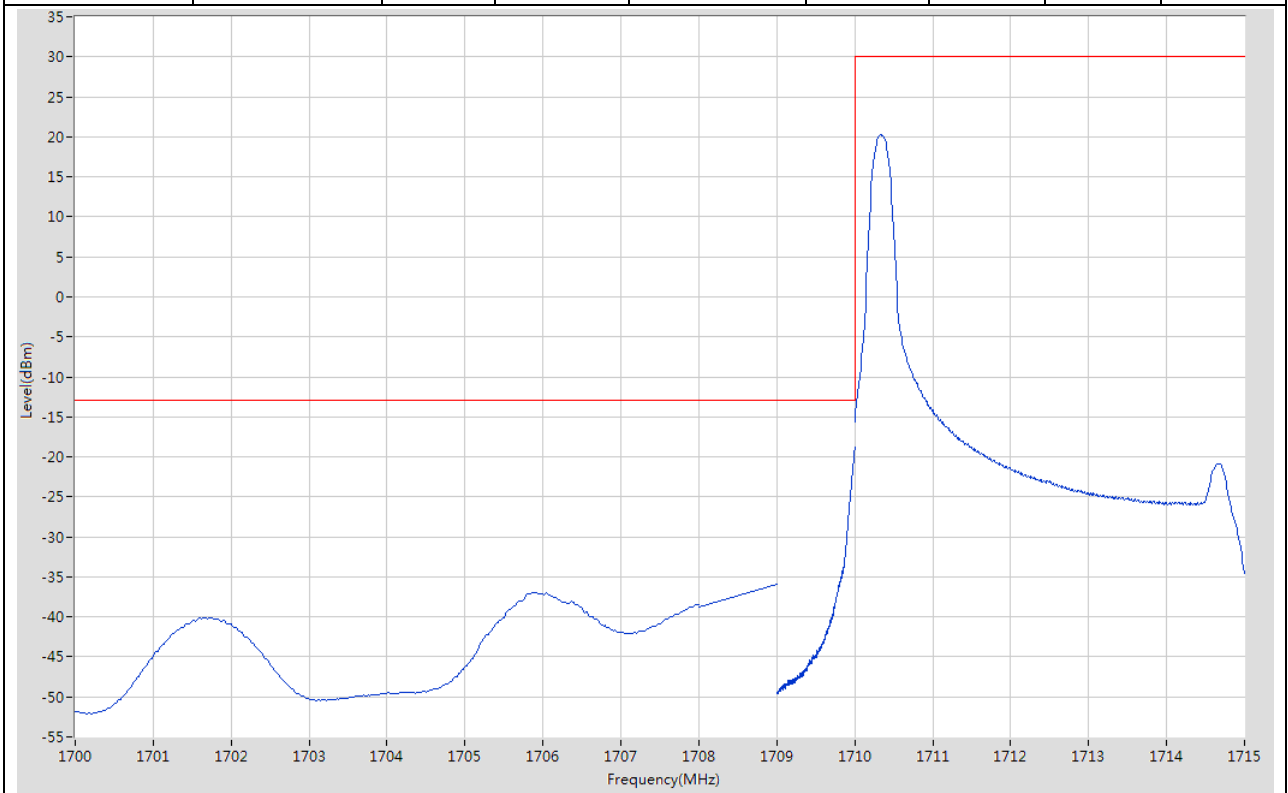
**9.16. LTE Band Edge(NTNV)(Subtest:16, Channel:20385, Bandwidth:3, Modulation:Q16, RB Number: 15, RB Position:HIGH)**

Start Frequency (MHz)	Stop Frequency (MHz)	RBW (MHz)	Detector	Frequency (MHz)	Power (dBm)	Limit (dBm)	Verdict	Sweep Point
1752	1755	0.1	RMS	1752.788	7.27	30	Pass	401
1755	1756	0.03	RMS	1755	-24.24	-13	Pass	401
1756	1757	1	RMS	1756	-20.3	-13	Pass	2
1757	1765	1	RMS	1757	-23.51	-13	Pass	401



**9.17. LTE Band Edge(NTNV)(Subtest:17, Channel:19975, Bandwidth:5, Modulation:QPSK, RB Number: 1, RB Position:LOW)**

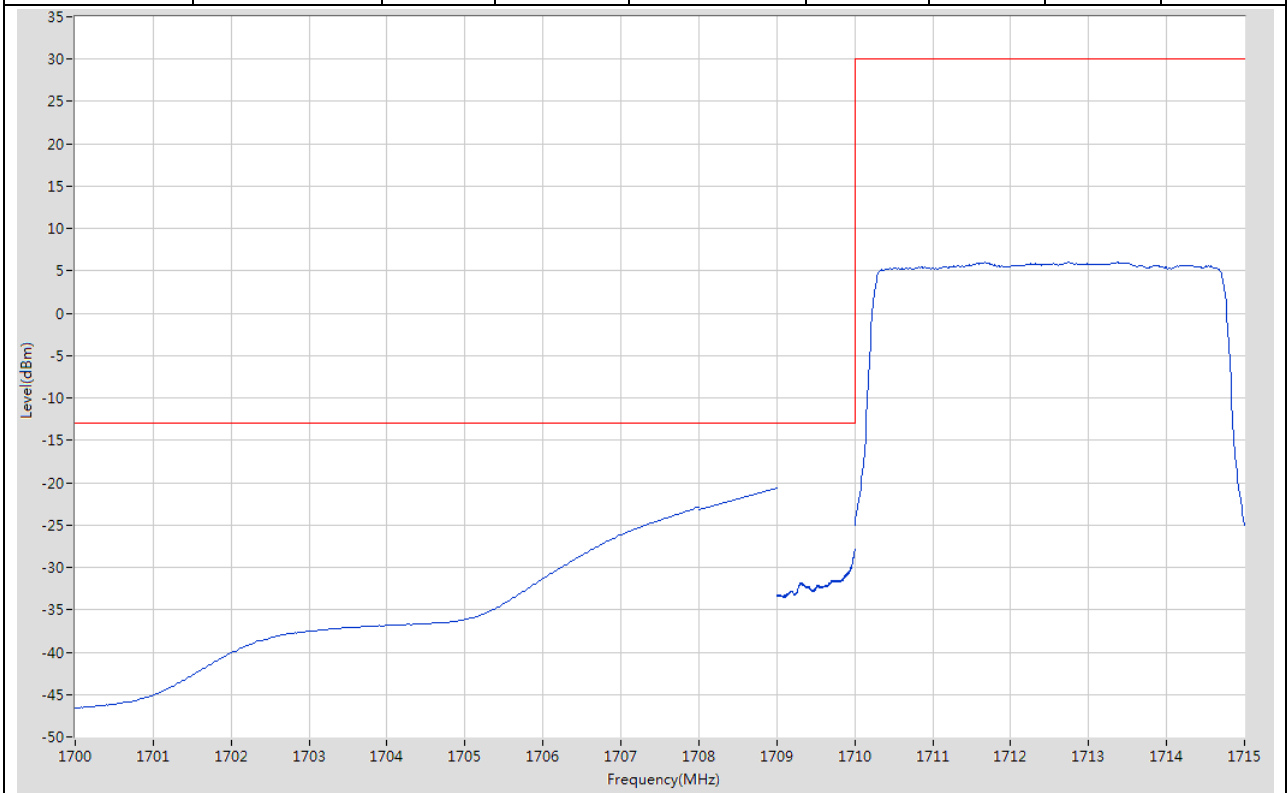
Start Frequency (MHz)	Stop Frequency (MHz)	RBW (MHz)	Detector	Frequency (MHz)	Power (dBm)	Limit (dBm)	Verdict	Sweep Point
1700	1708	1	RMS	1705.92	-36.94	-13	Pass	401
1708	1709	1	RMS	1709	-35.96	-13	Pass	2
1709	1710	0.051	RMS	1710	-18.85	-13	Pass	401
1710	1715	0.1	RMS	1710.338	20.22	30	Pass	401





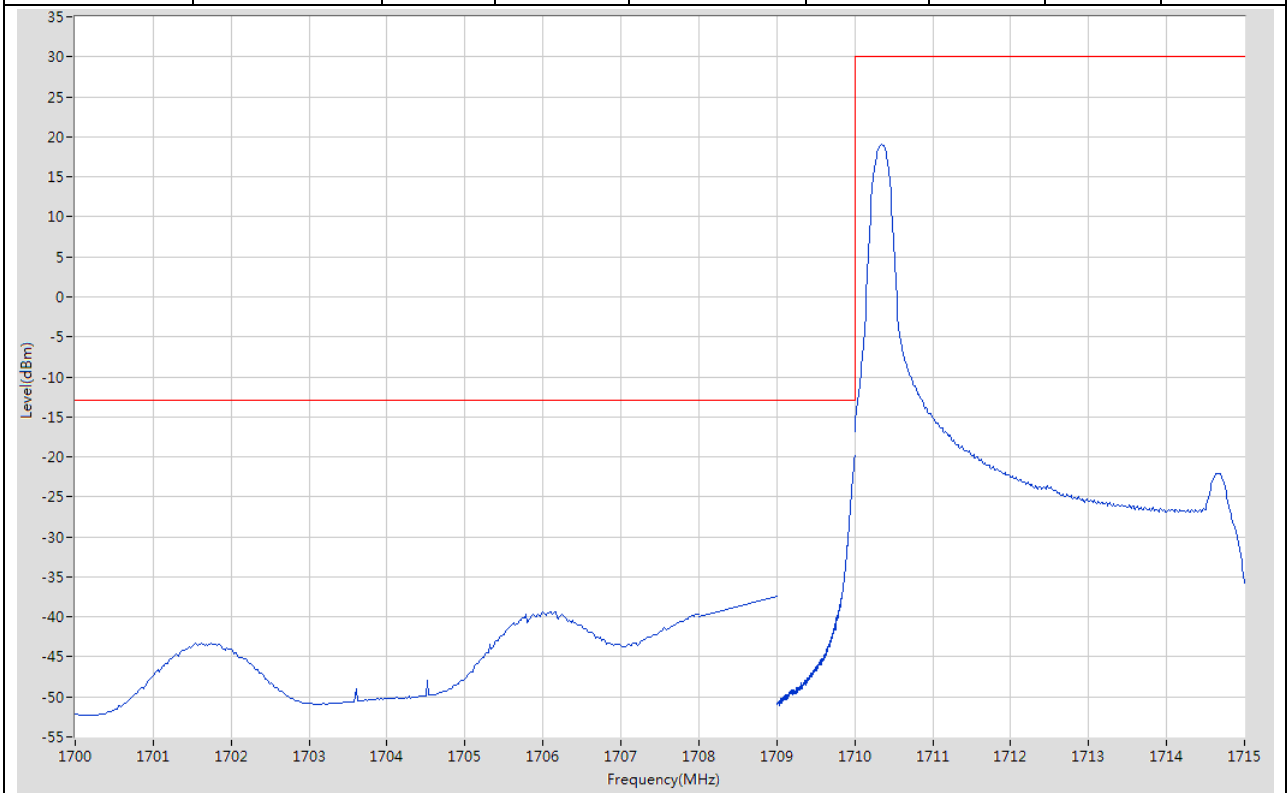
**9.18. LTE Band Edge(NTNV)(Subtest:18, Channel:19975, Bandwidth:5, Modulation:QPSK, RB Number: 25, RB Position:LOW)**

Start Frequency (MHz)	Stop Frequency (MHz)	RBW (MHz)	Detector	Frequency (MHz)	Power (dBm)	Limit (dBm)	Verdict	Sweep Point
1700	1708	1	RMS	1708	-22.87	-13	Pass	401
1708	1709	1	RMS	1709	-20.6	-13	Pass	2
1709	1710	0.051	RMS	1710	-27.81	-13	Pass	401
1710	1715	0.1	RMS	1711.675	6.05	30	Pass	401



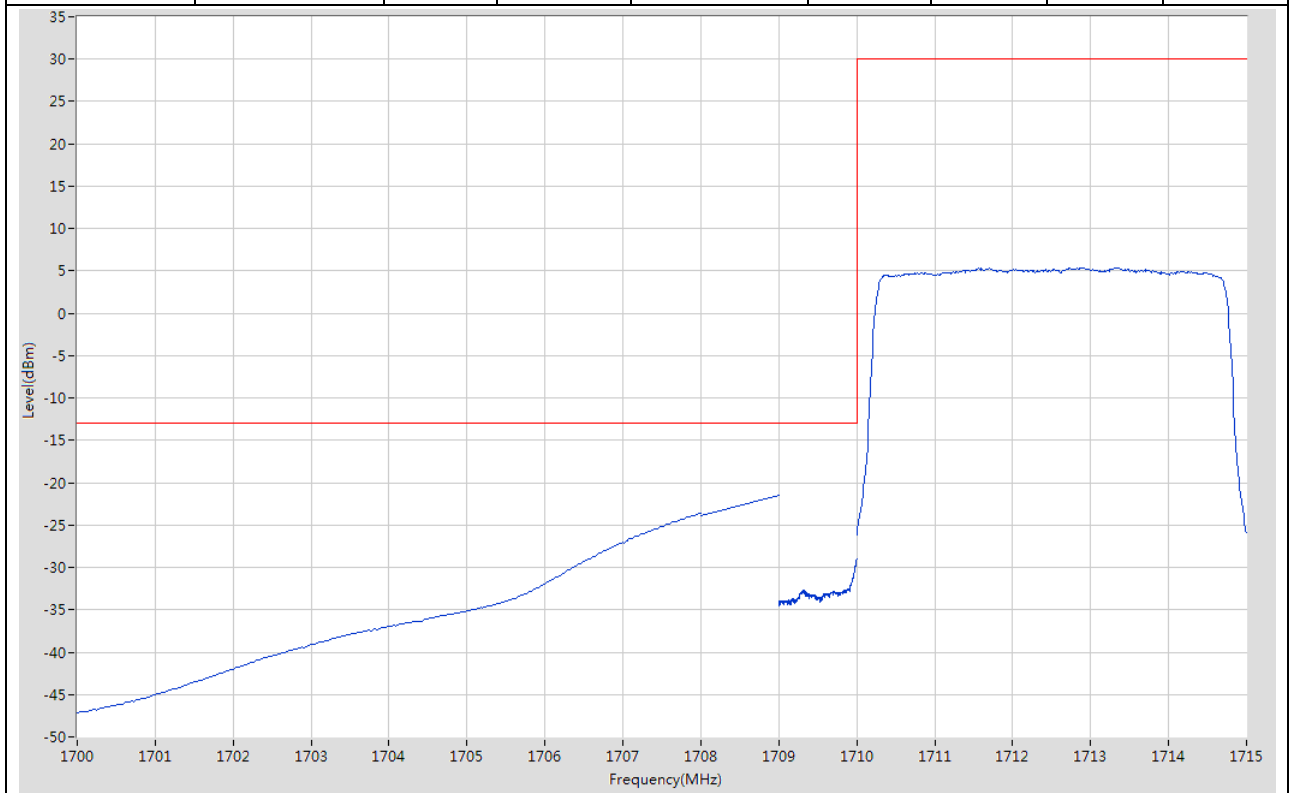
**9.19. LTE Band Edge(NTNV)(Subtest:19, Channel:19975, Bandwidth:5, Modulation:Q16, RB Number: 1, RB Position:LOW)**

Start Frequency (MHz)	Stop Frequency (MHz)	RBW (MHz)	Detector	Frequency (MHz)	Power (dBm)	Limit (dBm)	Verdict	Sweep Point
1700	1708	1	RMS	1706	-39.34	-13	Pass	401
1708	1709	1	RMS	1709	-37.47	-13	Pass	2
1709	1710	0.051	RMS	1710	-19.79	-13	Pass	401
1710	1715	0.1	RMS	1710.35	19.05	30	Pass	401



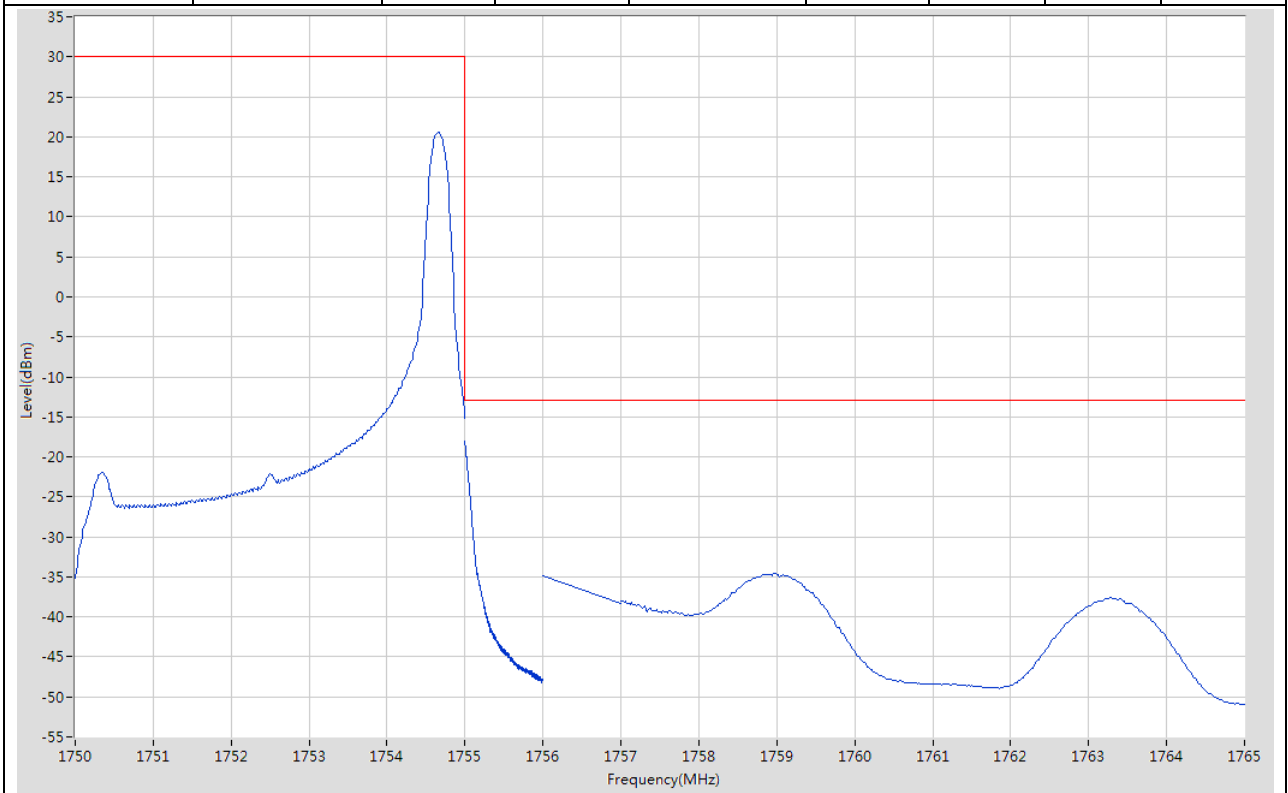
**9.20. LTE Band Edge(NTNV)(Subtest:20, Channel:19975, Bandwidth:5, Modulation:Q16, RB Number: 25, RB Position:LOW)**

Start Frequency (MHz)	Stop Frequency (MHz)	RBW (MHz)	Detector	Frequency (MHz)	Power (dBm)	Limit (dBm)	Verdict	Sweep Point
1700	1708	1	RMS	1707.98	-23.6	-13	Pass	401
1708	1709	1	RMS	1709	-21.45	-13	Pass	2
1709	1710	0.051	RMS	1710	-29	-13	Pass	401
1710	1715	0.1	RMS	1713.338	5.4	30	Pass	401



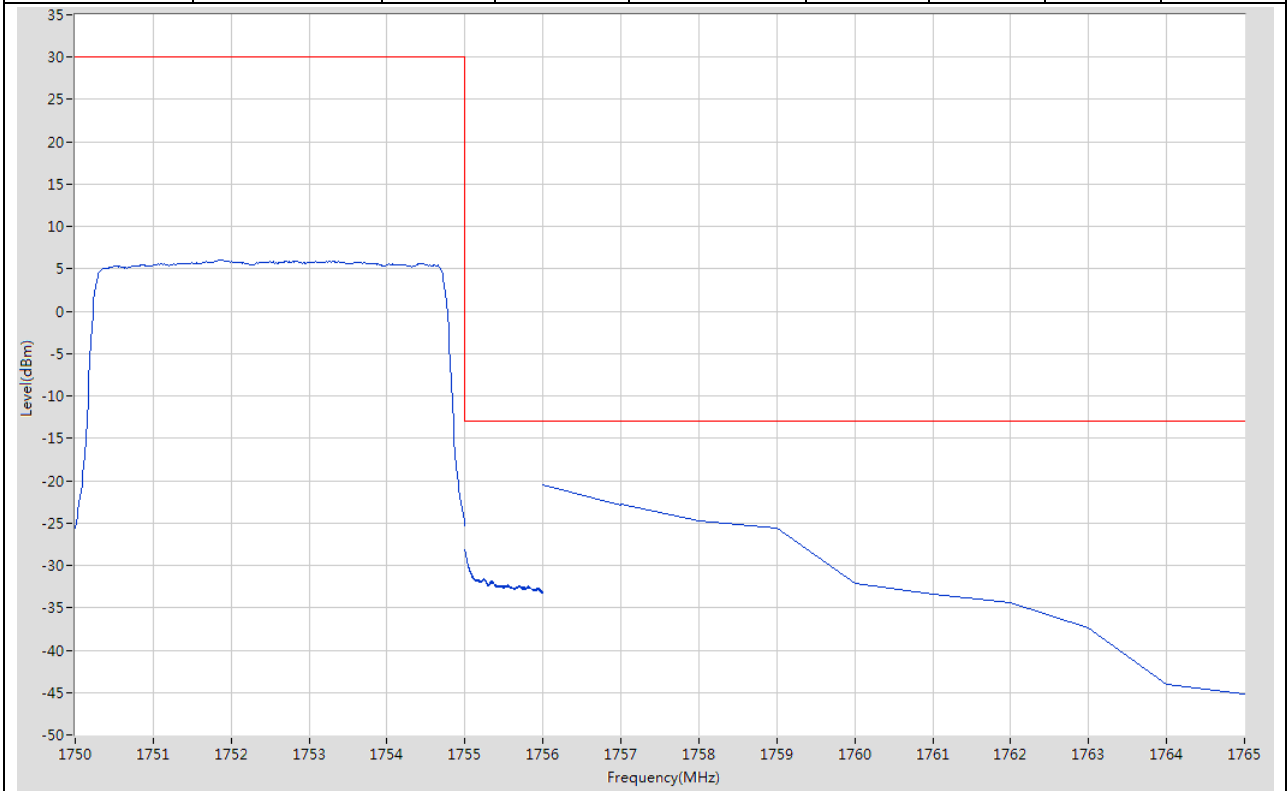
**9.21. LTE Band Edge(NTNV)(Subtest:21, Channel:20375, Bandwidth:5, Modulation:QPSK, RB Number: 1, RB Position:HIGH)**

Start Frequency (MHz)	Stop Frequency (MHz)	RBW (MHz)	Detector	Frequency (MHz)	Power (dBm)	Limit (dBm)	Verdict	Sweep Point
1750	1755	0.1	RMS	1754.65	20.57	30	Pass	401
1755	1756	0.051	RMS	1755	-18.05	-13	Pass	401
1756	1757	1	RMS	1756	-34.79	-13	Pass	2
1757	1765	1	RMS	1758.98	-34.51	-13	Pass	401



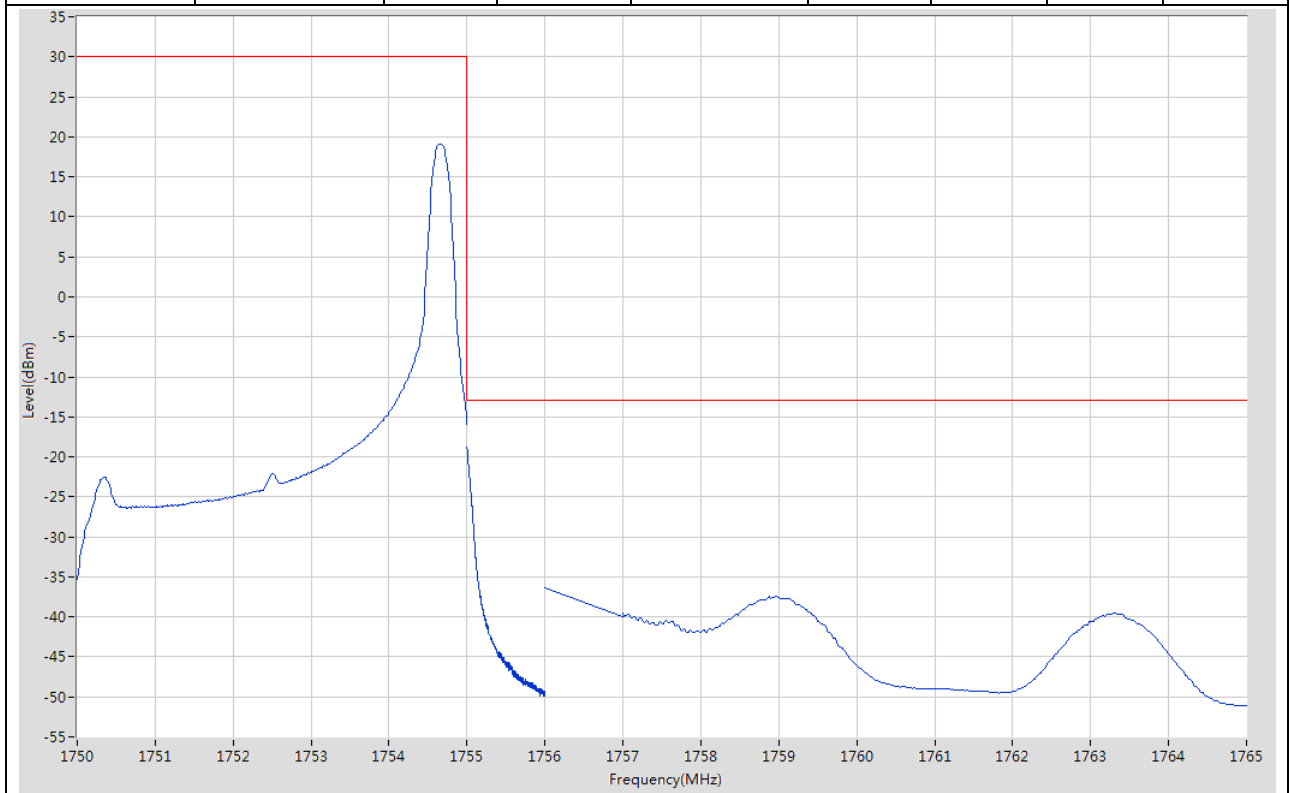
**9.22. LTE Band Edge(NTNV)(Subtest:22, Channel:20375, Bandwidth:5, Modulation:QPSK, RB Number: 25, RB Position:HIGH)**

Start Frequency (MHz)	Stop Frequency (MHz)	RBW (MHz)	Detector	Frequency (MHz)	Power (dBm)	Limit (dBm)	Verdict	Sweep Point
1750	1755	0.1	RMS	1751.888	6.03	30	Pass	401
1755	1756	0.051	RMS	1755	-28.16	-13	Pass	401
1756	1757	1	RMS	1756	-20.5	-13	Pass	2
1757	1765	1	RMS	1757	-22.82	-13	Pass	9



**9.23. LTE Band Edge(NTNV)(Subtest:23, Channel:20375, Bandwidth:5, Modulation:Q16, RB Number: 1, RB Position:HIGH)**

Start Frequency (MHz)	Stop Frequency (MHz)	RBW (MHz)	Detector	Frequency (MHz)	Power (dBm)	Limit (dBm)	Verdict	Sweep Point
1750	1755	0.1	RMS	1754.663	19.13	30	Pass	401
1755	1756	0.051	RMS	1755	-18.86	-13	Pass	401
1756	1757	1	RMS	1756	-36.42	-13	Pass	2
1757	1765	1	RMS	1758.96	-37.35	-13	Pass	401



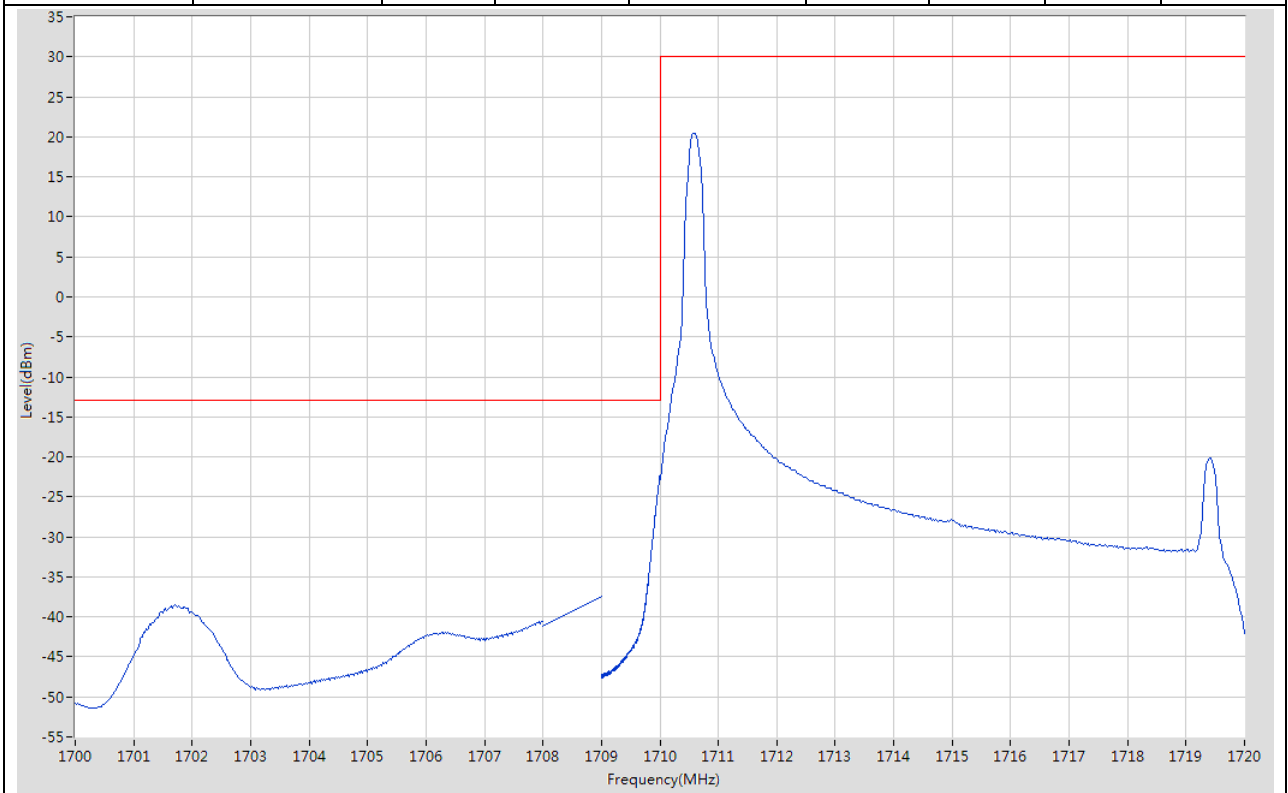
**9.24. LTE Band Edge(NTNV)(Subtest:24, Channel:20375, Bandwidth:5, Modulation:Q16, RB Number: 25, RB Position:HIGH)**

Start Frequency (MHz)	Stop Frequency (MHz)	RBW (MHz)	Detector	Frequency (MHz)	Power (dBm)	Limit (dBm)	Verdict	Sweep Point
1750	1755	0.1	RMS	1752.5	5.18	30	Pass	401
1755	1756	0.051	RMS	1755	-29.24	-13	Pass	401
1756	1757	1	RMS	1756	-21.67	-13	Pass	2
1757	1765	1	RMS	1757	-23.46	-13	Pass	9



**9.25. LTE Band Edge(NTNV)(Subtest:25, Channel:20000, Bandwidth:10, Modulation:QPSK, RB Number: 1, RB Position:LOW)**

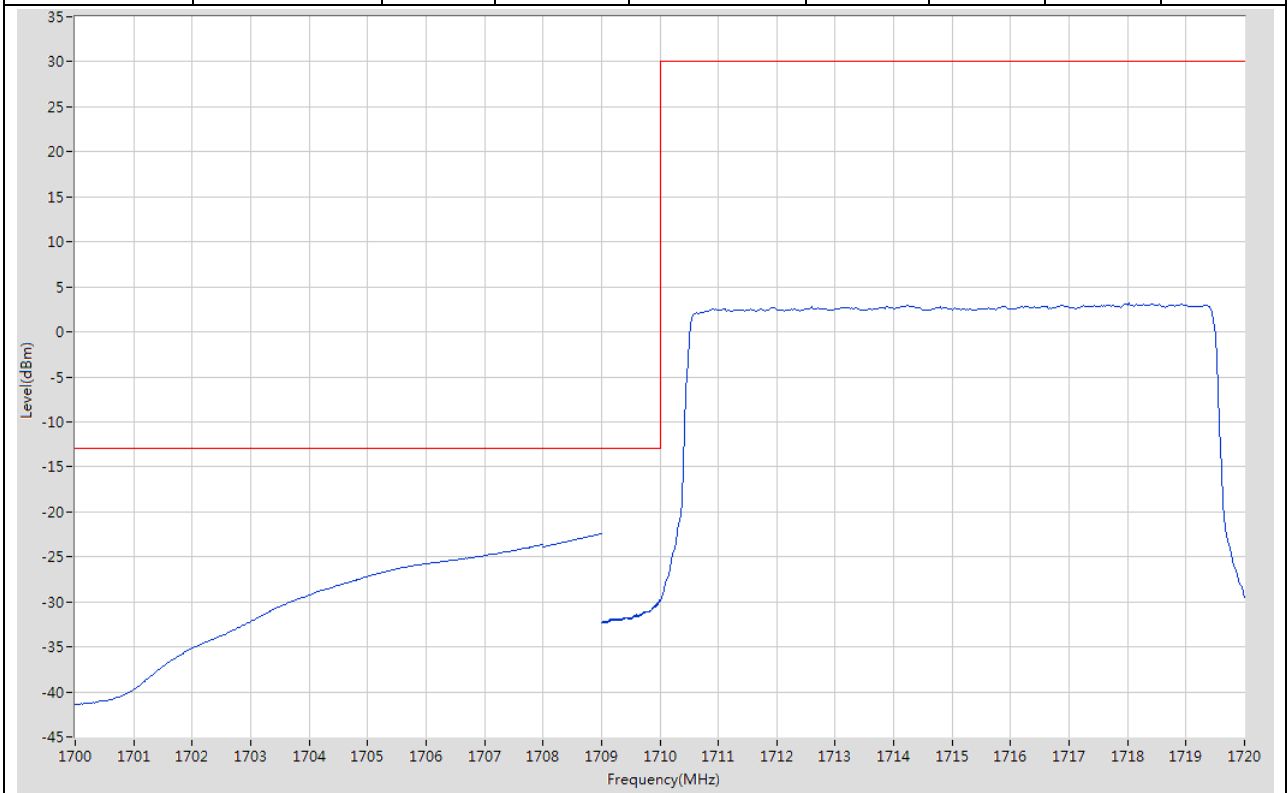
Start Frequency (MHz)	Stop Frequency (MHz)	RBW (MHz)	Detector	Frequency (MHz)	Power (dBm)	Limit (dBm)	Verdict	Sweep Point
1700	1708	1	RMS	1701.7	-38.52	-13	Pass	401
1708	1709	1	RMS	1709	-37.41	-13	Pass	2
1709	1710	0.1	RMS	1710	-22.21	-13	Pass	401
1710	1720	0.1	RMS	1710.575	20.48	30	Pass	401





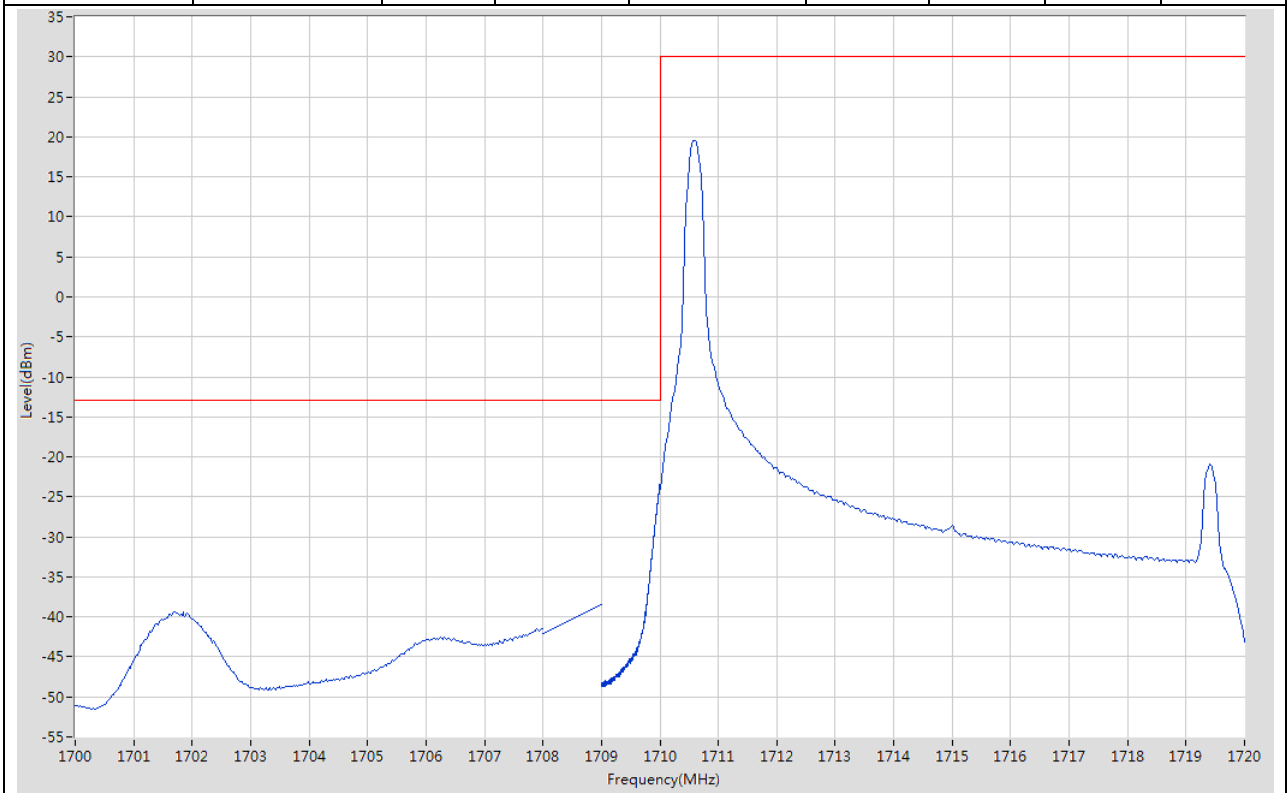
**9.26. LTE Band Edge(NTNV)(Subtest:26, Channel:20000, Bandwidth:10, Modulation:QPSK, RB Number: 50, RB Position:LOW)**

Start Frequency (MHz)	Stop Frequency (MHz)	RBW (MHz)	Detector	Frequency (MHz)	Power (dBm)	Limit (dBm)	Verdict	Sweep Point
1700	1708	1	RMS	1707.98	-23.65	-13	Pass	401
1708	1709	1	RMS	1709	-22.49	-13	Pass	2
1709	1710	0.1	RMS	1710	-29.72	-13	Pass	401
1710	1720	0.1	RMS	1718.025	3.18	30	Pass	401



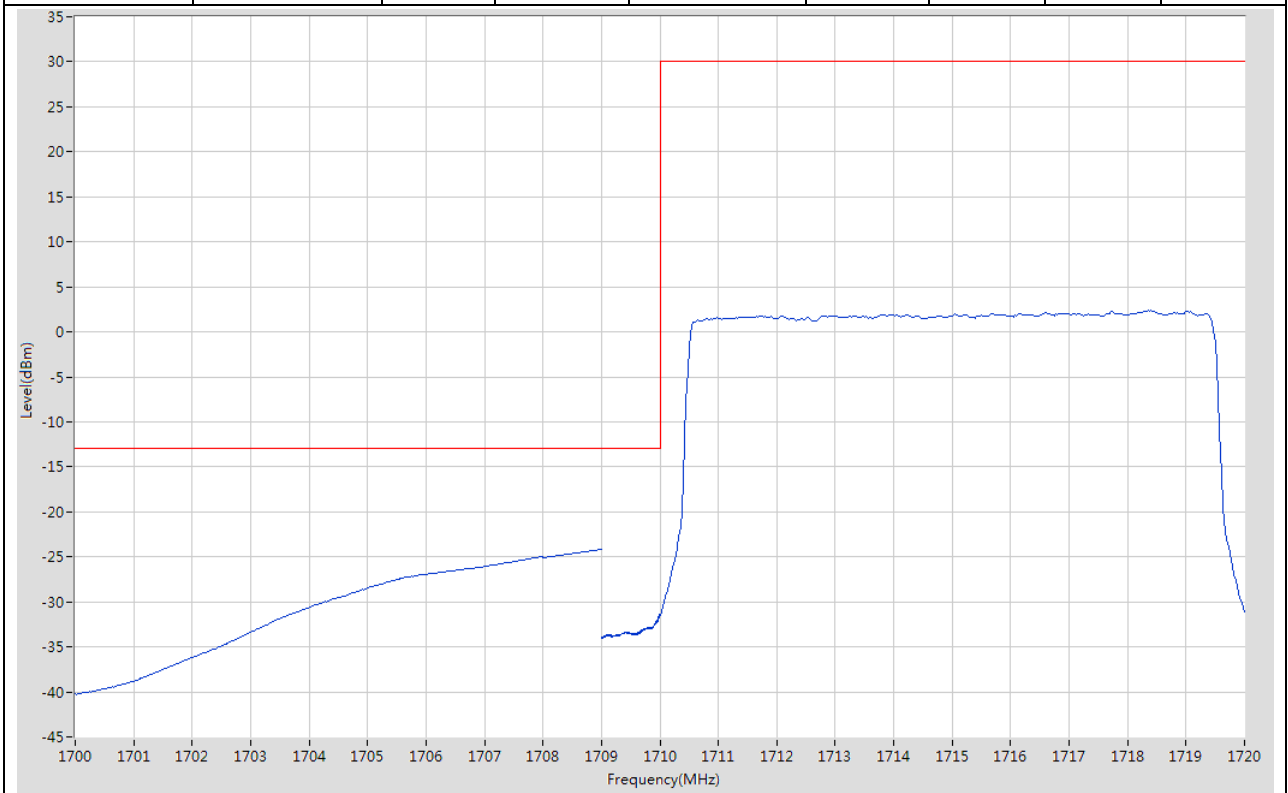
**9.27. LTE Band Edge(NTNV)(Subtest:27, Channel:20000, Bandwidth:10, Modulation:Q16, RB Number: 1, RB Position:LOW)**

Start Frequency (MHz)	Stop Frequency (MHz)	RBW (MHz)	Detector	Frequency (MHz)	Power (dBm)	Limit (dBm)	Verdict	Sweep Point
1700	1708	1	RMS	1701.68	-39.32	-13	Pass	401
1708	1709	1	RMS	1709	-38.48	-13	Pass	2
1709	1710	0.1	RMS	1710	-23.43	-13	Pass	401
1710	1720	0.1	RMS	1710.6	19.6	30	Pass	401



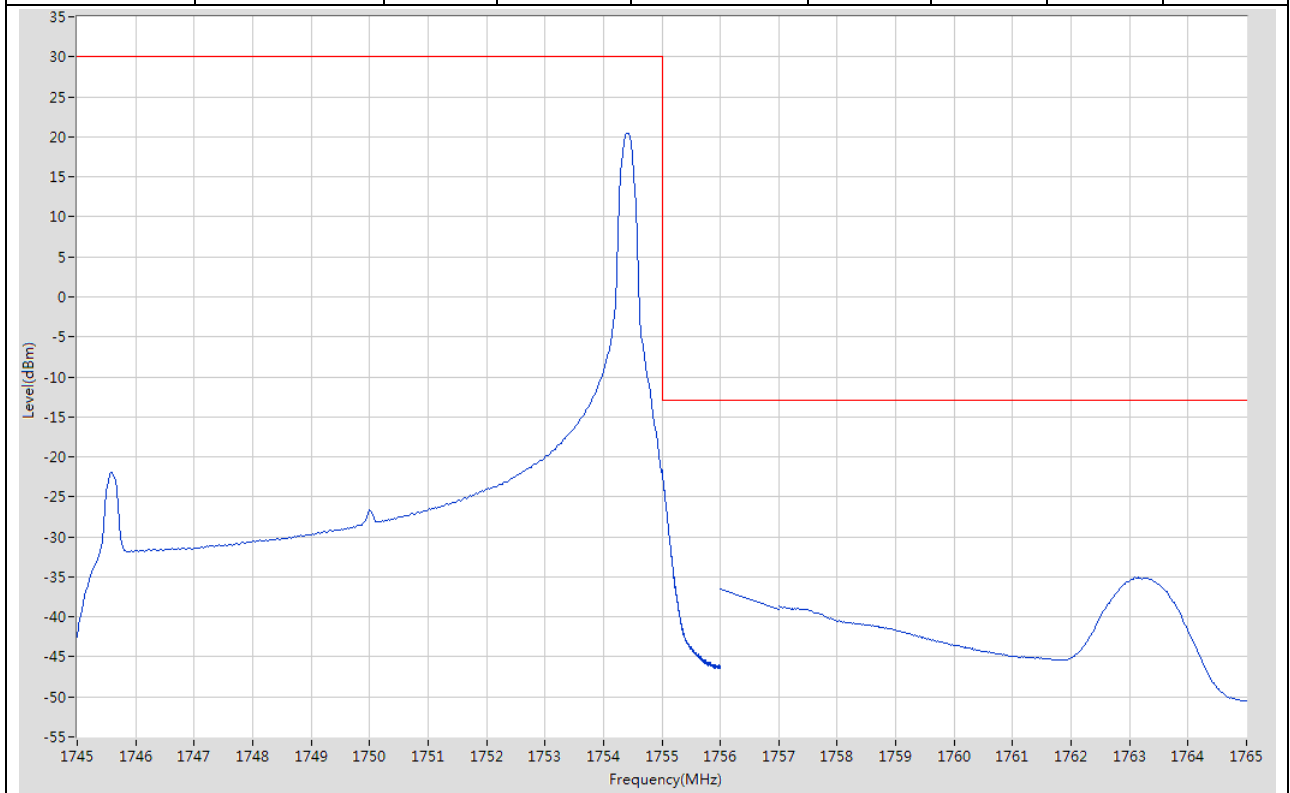
**9.28. LTE Band Edge(NTNV)(Subtest:28, Channel:20000, Bandwidth:10, Modulation:Q16, RB Number: 50, RB Position:LOW)**

Start Frequency (MHz)	Stop Frequency (MHz)	RBW (MHz)	Detector	Frequency (MHz)	Power (dBm)	Limit (dBm)	Verdict	Sweep Point
1700	1708	1	RMS	1707.98	-24.95	-13	Pass	401
1708	1709	1	RMS	1709	-24.16	-13	Pass	2
1709	1710	0.1	RMS	1709.995	-31.34	-13	Pass	401
1710	1720	0.1	RMS	1718.35	2.4	30	Pass	401



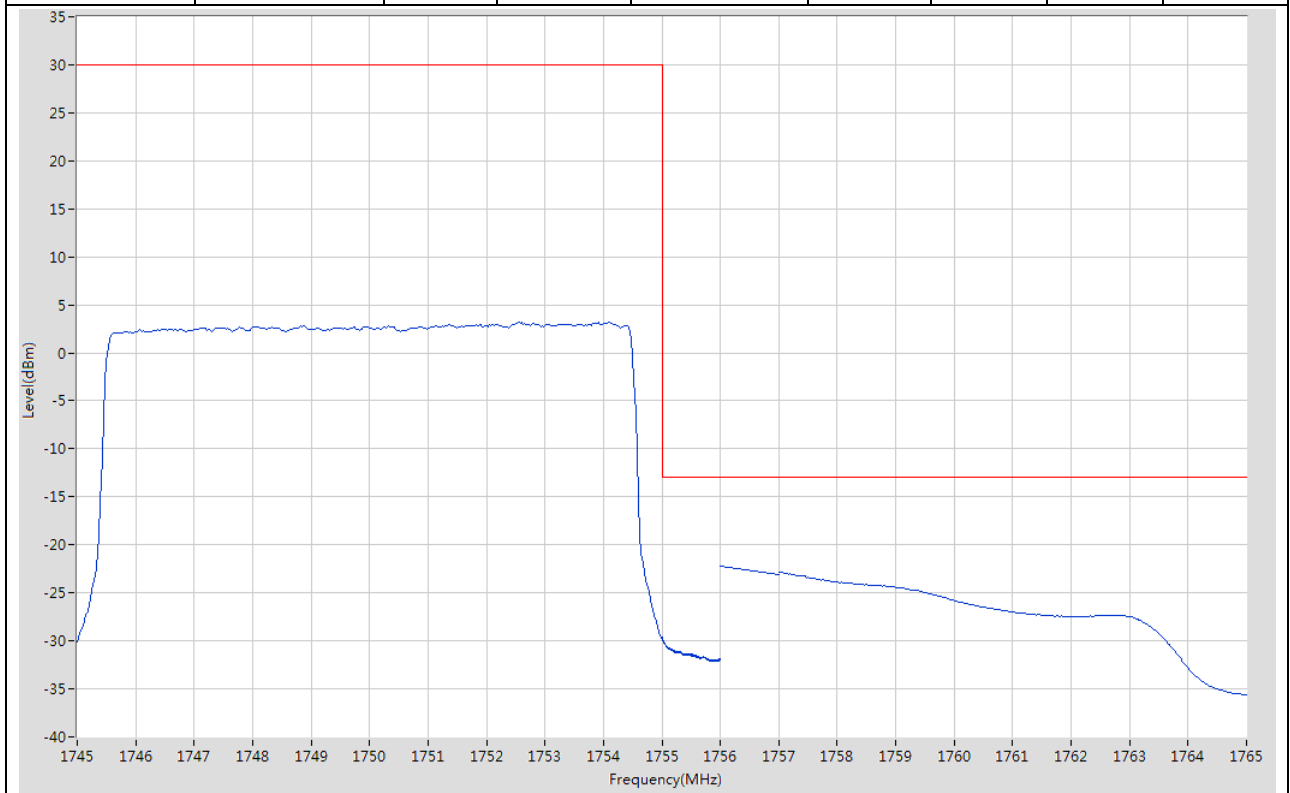
**9.29. LTE Band Edge(NTNV)(Subtest:29, Channel:20350, Bandwidth:10, Modulation:QPSK, RB Number: 1, RB Position:HIGH)**

Start Frequency (MHz)	Stop Frequency (MHz)	RBW (MHz)	Detector	Frequency (MHz)	Power (dBm)	Limit (dBm)	Verdict	Sweep Point
1745	1755	0.1	RMS	1754.4	20.42	30	Pass	401
1755	1756	0.1	RMS	1755	-21.68	-13	Pass	401
1756	1757	1	RMS	1756	-36.46	-13	Pass	2
1757	1765	1	RMS	1763.16	-34.99	-13	Pass	401



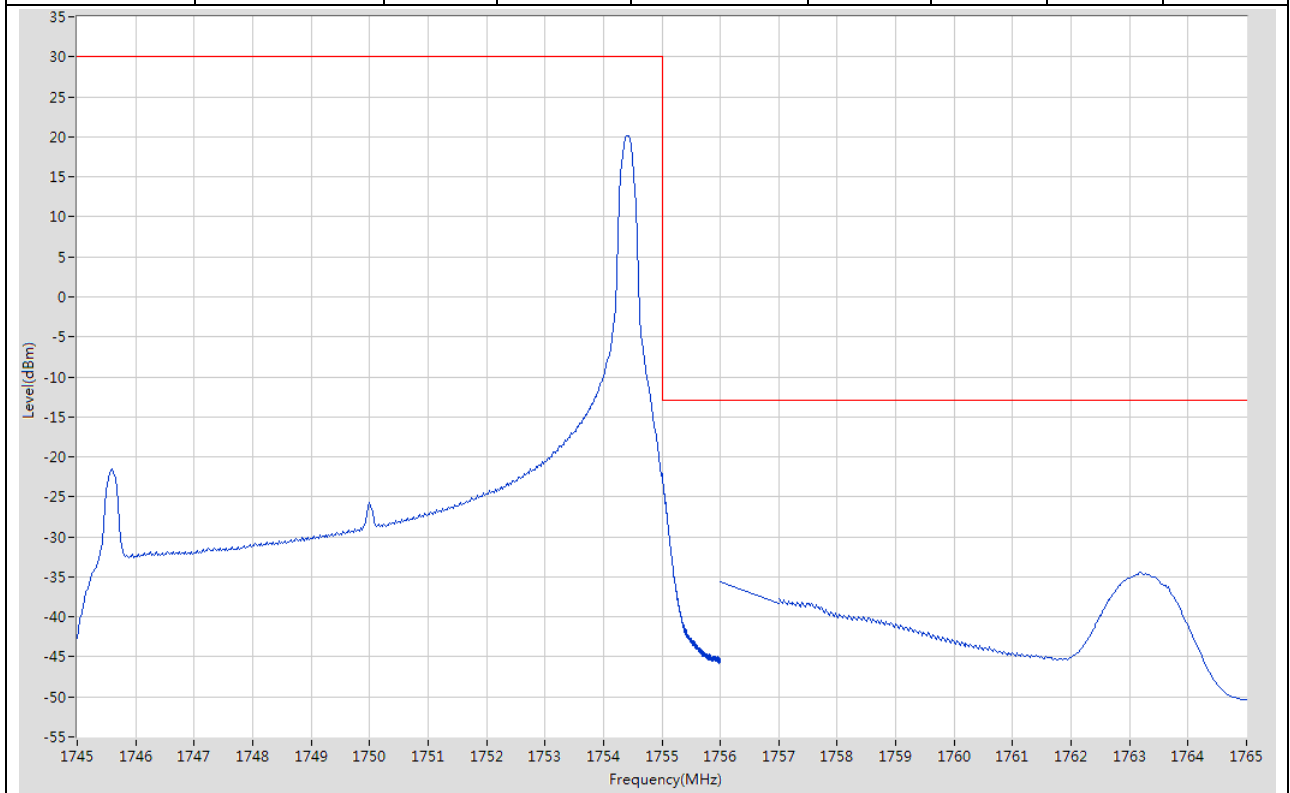
**9.30. LTE Band Edge(NTNV)(Subtest:30, Channel:20350, Bandwidth:10, Modulation:QPSK, RB Number: 50, RB Position:HIGH)**

Start Frequency (MHz)	Stop Frequency (MHz)	RBW (MHz)	Detector	Frequency (MHz)	Power (dBm)	Limit (dBm)	Verdict	Sweep Point
1745	1755	0.1	RMS	1752.6	3.19	30	Pass	401
1755	1756	0.1	RMS	1755	-29.62	-13	Pass	401
1756	1757	1	RMS	1756	-22.24	-13	Pass	2
1757	1765	1	RMS	1757	-22.82	-13	Pass	401



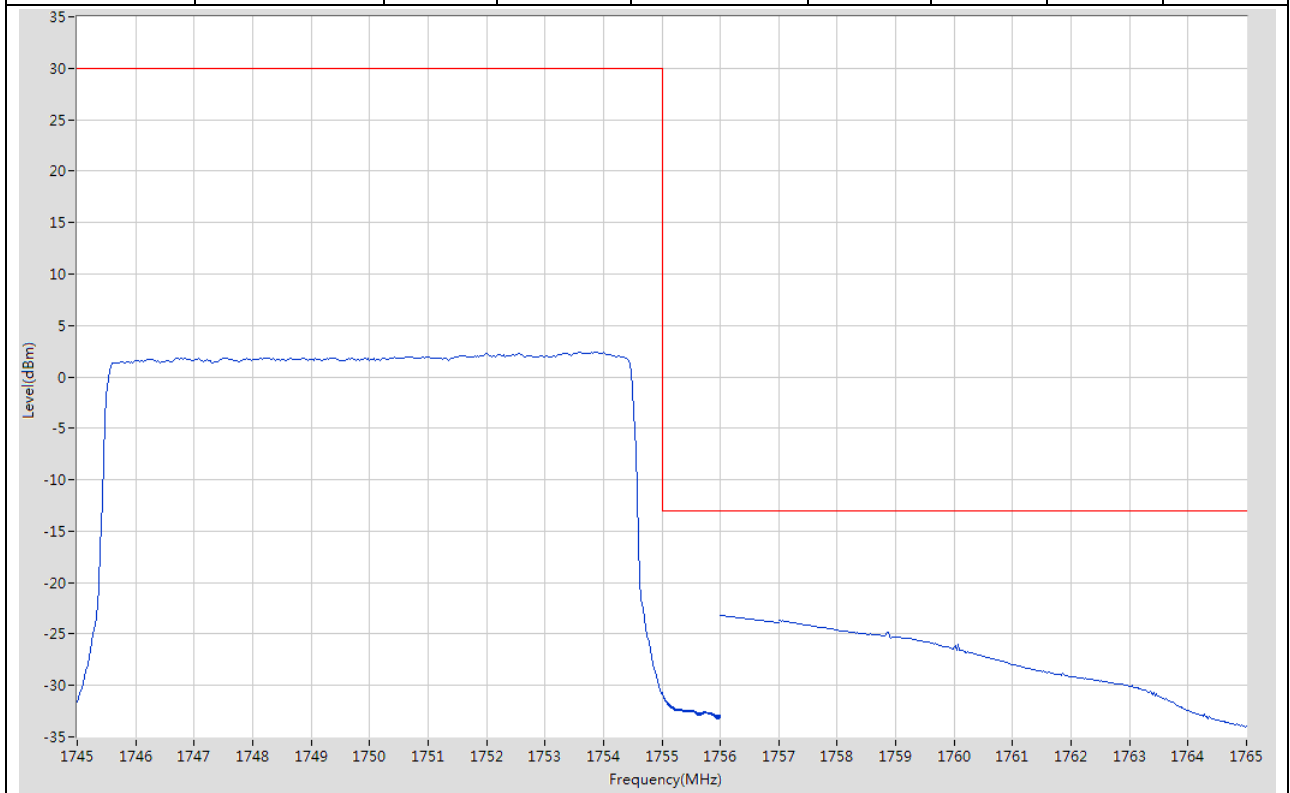
**9.31. LTE Band Edge(NTNV)(Subtest:31, Channel:20350, Bandwidth:10, Modulation:Q16, RB Number: 1, RB Position:HIGH)**

Start Frequency (MHz)	Stop Frequency (MHz)	RBW (MHz)	Detector	Frequency (MHz)	Power (dBm)	Limit (dBm)	Verdict	Sweep Point
1745	1755	0.1	RMS	1754.4	20.18	30	Pass	401
1755	1756	0.1	RMS	1755	-22.12	-13	Pass	401
1756	1757	1	RMS	1756	-35.62	-13	Pass	2
1757	1765	1	RMS	1763.18	-34.41	-13	Pass	401



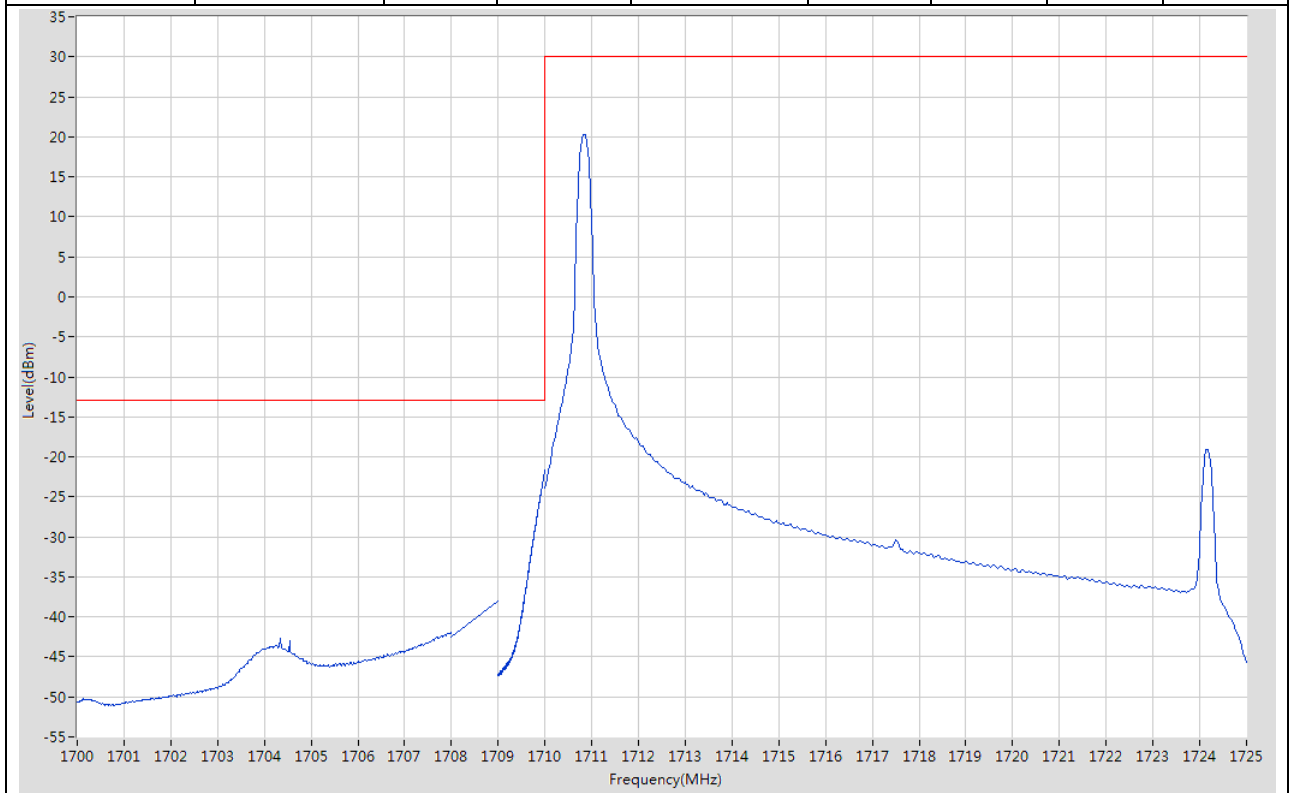
**9.32. LTE Band Edge(NTNV)(Subtest:32, Channel:20350, Bandwidth:10, Modulation:Q16, RB Number: 50, RB Position:HIGH)**

Start Frequency (MHz)	Stop Frequency (MHz)	RBW (MHz)	Detector	Frequency (MHz)	Power (dBm)	Limit (dBm)	Verdict	Sweep Point
1745	1755	0.1	RMS	1753.575	2.4	30	Pass	401
1755	1756	0.1	RMS	1755	-30.69	-13	Pass	401
1756	1757	1	RMS	1756	-23.15	-13	Pass	2
1757	1765	1	RMS	1757	-23.68	-13	Pass	401



**9.33. LTE Band Edge(NTNV)(Subtest:33, Channel:20025, Bandwidth:15, Modulation:QPSK, RB Number: 1, RB Position:LOW)**

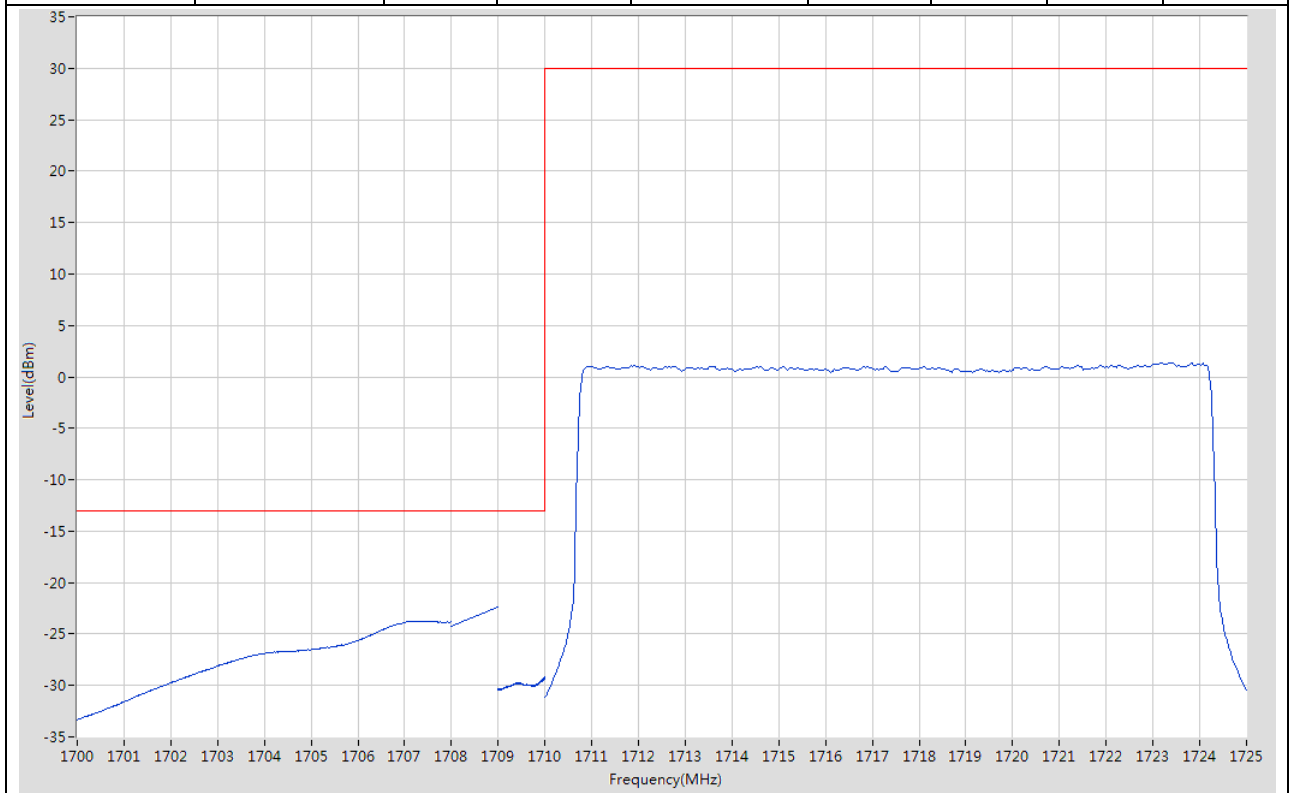
Start Frequency (MHz)	Stop Frequency (MHz)	RBW (MHz)	Detector	Frequency (MHz)	Power (dBm)	Limit (dBm)	Verdict	Sweep Point
1700	1708	1	RMS	1708	-41.87	-13	Pass	401
1708	1709	1	RMS	1709	-38.07	-13	Pass	2
1709	1710	0.15	RMS	1710	-21.64	-13	Pass	401
1710	1725	0.1	RMS	1710.863	20.33	30	Pass	401





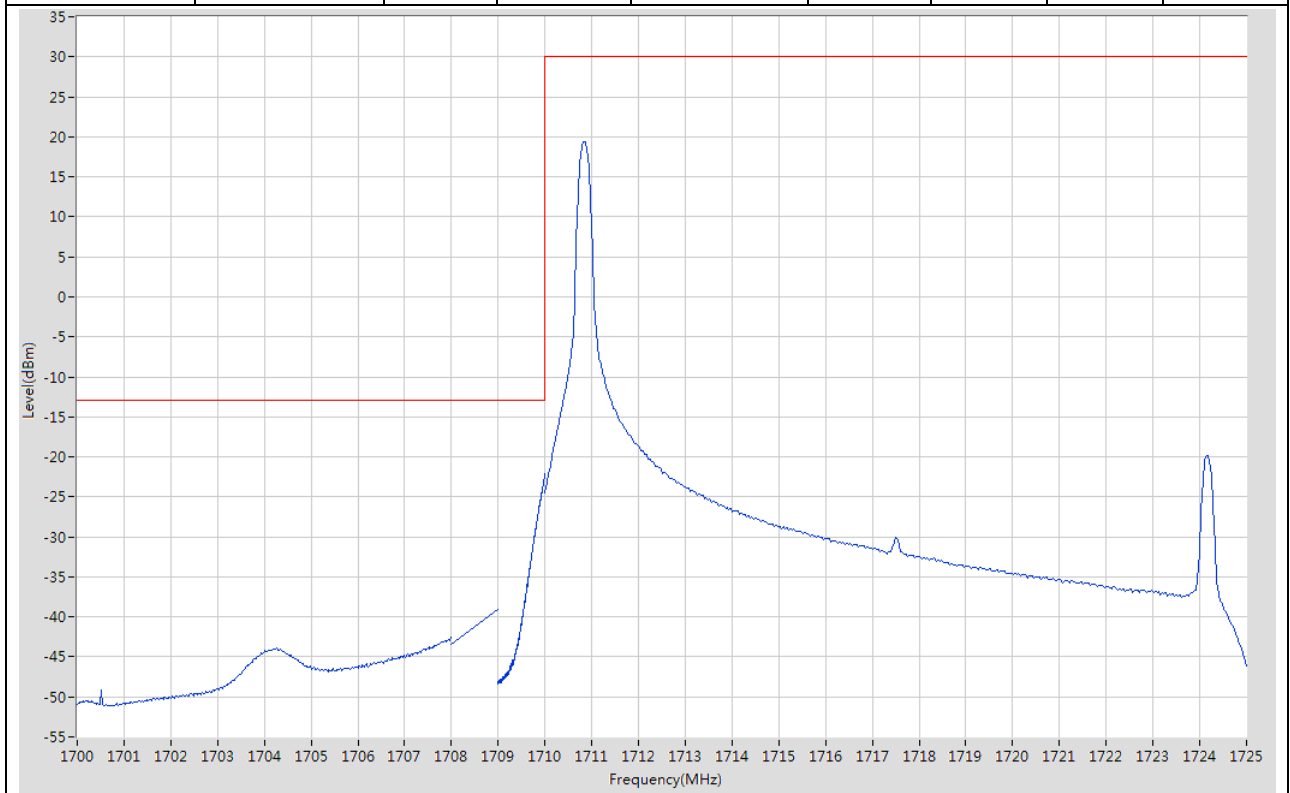
**9.34. LTE Band Edge(NTNV)(Subtest:34, Channel:20025, Bandwidth:15, Modulation:QPSK, RB Number: 75, RB Position:LOW)**

Start Frequency (MHz)	Stop Frequency (MHz)	RBW (MHz)	Detector	Frequency (MHz)	Power (dBm)	Limit (dBm)	Verdict	Sweep Point
1700	1708	1	RMS	1707.28	-23.73	-13	Pass	401
1708	1709	1	RMS	1709	-22.38	-13	Pass	2
1709	1710	0.15	RMS	1709.993	-29.18	-13	Pass	401
1710	1725	0.1	RMS	1723.163	1.34	30	Pass	401



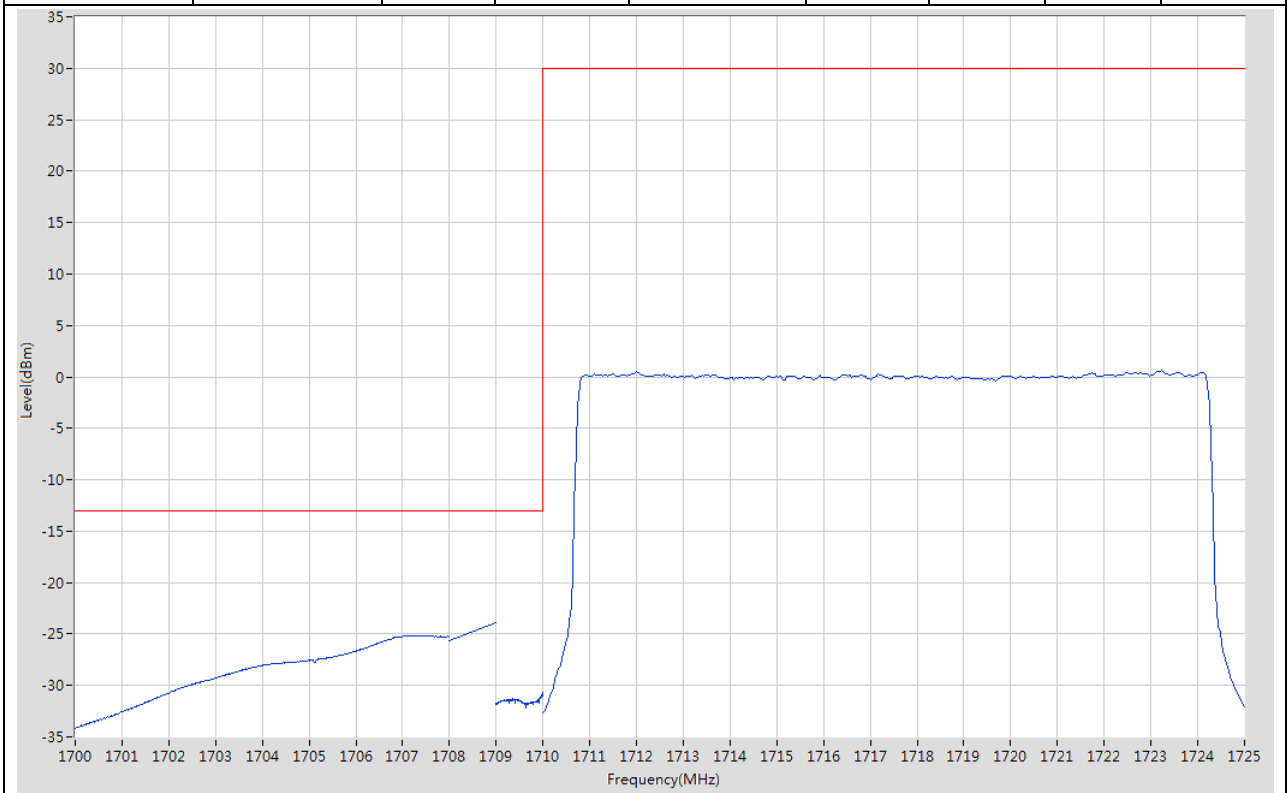
**9.35. LTE Band Edge(NTNV)(Subtest:35, Channel:20025, Bandwidth:15, Modulation:Q16, RB Number: 1, RB Position:LOW)**

Start Frequency (MHz)	Stop Frequency (MHz)	RBW (MHz)	Detector	Frequency (MHz)	Power (dBm)	Limit (dBm)	Verdict	Sweep Point
1700	1708	1	RMS	1708	-42.6	-13	Pass	401
1708	1709	1	RMS	1709	-39.07	-13	Pass	2
1709	1710	0.15	RMS	1710	-22.15	-13	Pass	401
1710	1725	0.1	RMS	1710.825	19.39	30	Pass	401



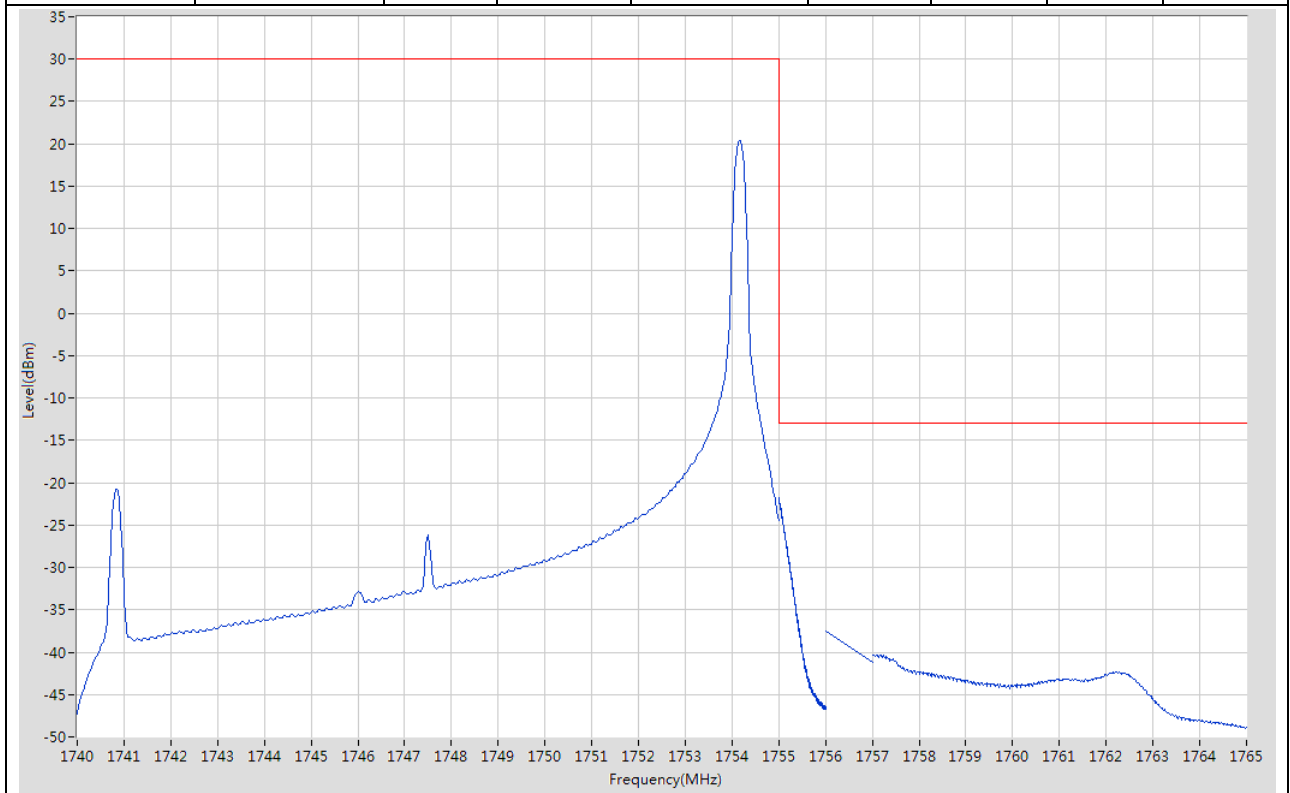
**9.36. LTE Band Edge(NTNV)(Subtest:36, Channel:20025, Bandwidth:15, Modulation:Q16, RB Number: 75, RB Position:LOW)**

Start Frequency (MHz)	Stop Frequency (MHz)	RBW (MHz)	Detector	Frequency (MHz)	Power (dBm)	Limit (dBm)	Verdict	Sweep Point
1700	1708	1	RMS	1707.3	-25.13	-13	Pass	401
1708	1709	1	RMS	1709	-23.86	-13	Pass	2
1709	1710	0.15	RMS	1709.998	-30.73	-13	Pass	401
1710	1725	0.1	RMS	1723.238	0.58	30	Pass	401



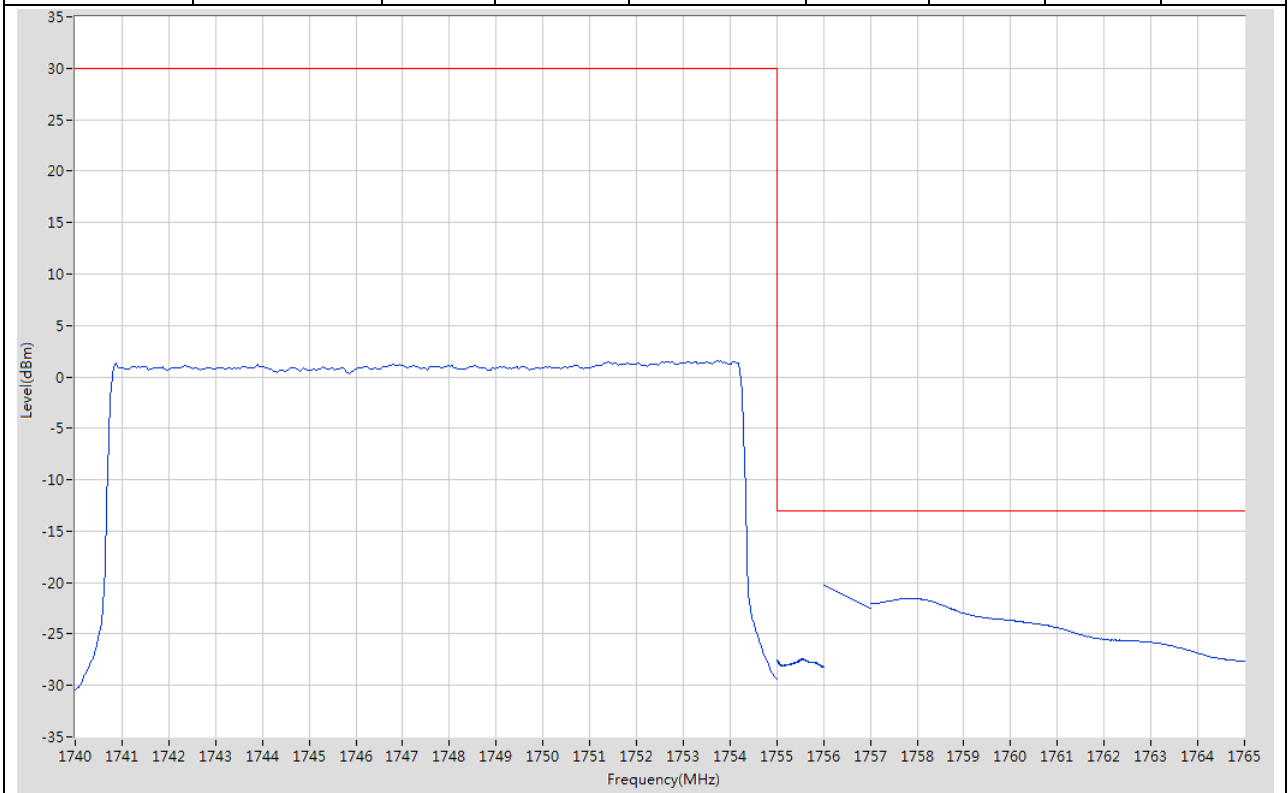
**9.37. LTE Band Edge(NTNV)(Subtest:37, Channel:20325, Bandwidth:15, Modulation:QPSK, RB Number: 1, RB Position:HIGH)**

Start Frequency (MHz)	Stop Frequency (MHz)	RBW (MHz)	Detector	Frequency (MHz)	Power (dBm)	Limit (dBm)	Verdict	Sweep Point
1740	1755	0.1	RMS	1754.175	20.37	30	Pass	401
1755	1756	0.15	RMS	1755.005	-21.83	-13	Pass	401
1756	1757	1	RMS	1756	-37.53	-13	Pass	2
1757	1765	1	RMS	1757.12	-40.34	-13	Pass	401



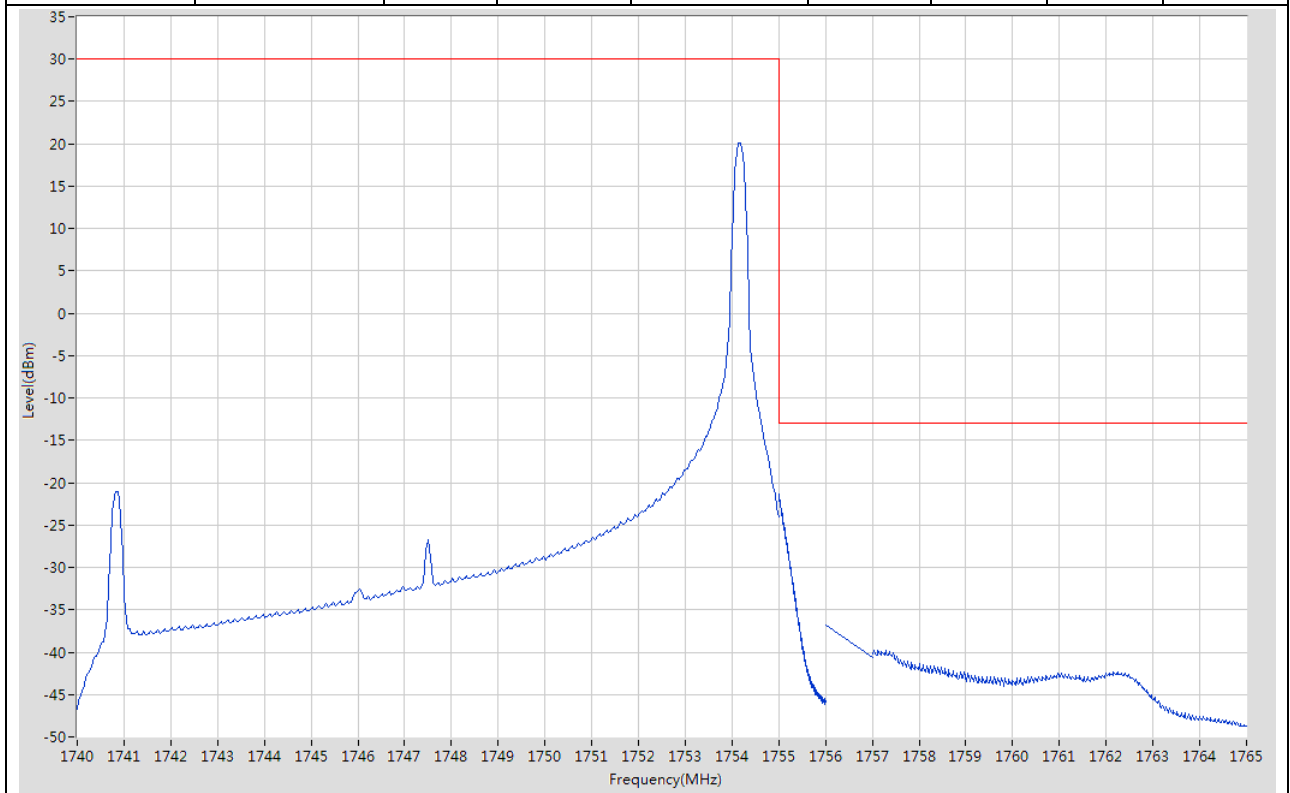
**9.38. LTE Band Edge(NTNV)(Subtest:38, Channel:20325, Bandwidth:15, Modulation:QPSK, RB Number: 75, RB Position:HIGH)**

Start Frequency (MHz)	Stop Frequency (MHz)	RBW (MHz)	Detector	Frequency (MHz)	Power (dBm)	Limit (dBm)	Verdict	Sweep Point
1740	1755	0.1	RMS	1753.725	1.62	30	Pass	401
1755	1756	0.15	RMS	1755.543	-27.45	-13	Pass	401
1756	1757	1	RMS	1756	-20.26	-13	Pass	2
1757	1765	1	RMS	1757.82	-21.52	-13	Pass	401



**9.39. LTE Band Edge(NTNV)(Subtest:39, Channel:20325, Bandwidth:15, Modulation:Q16, RB Number: 1, RB Position:HIGH)**

Start Frequency (MHz)	Stop Frequency (MHz)	RBW (MHz)	Detector	Frequency (MHz)	Power (dBm)	Limit (dBm)	Verdict	Sweep Point
1740	1755	0.1	RMS	1754.175	20.17	30	Pass	401
1755	1756	0.15	RMS	1755.003	-21.4	-13	Pass	401
1756	1757	1	RMS	1756	-36.86	-13	Pass	2
1757	1765	1	RMS	1757.04	-39.74	-13	Pass	401



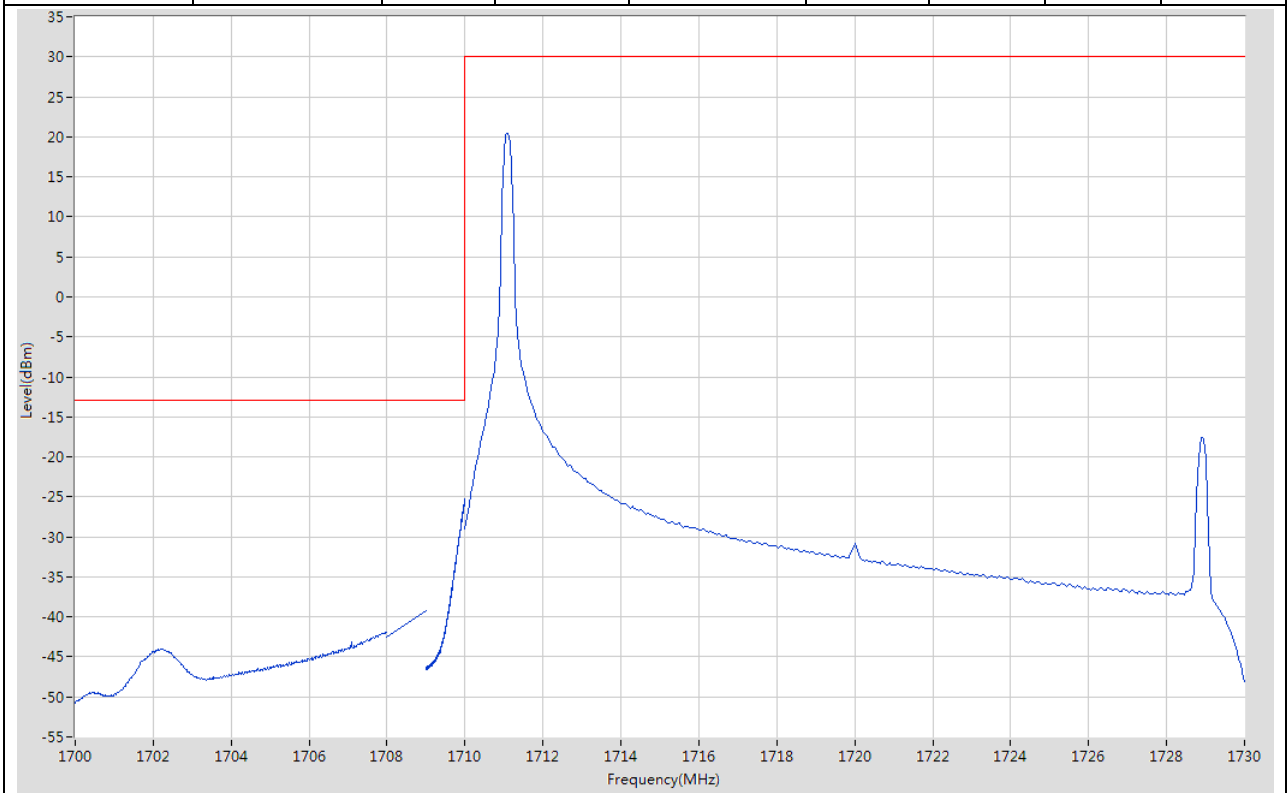
**9.40. LTE Band Edge(NTNV)(Subtest:40, Channel:20325, Bandwidth:15, Modulation:Q16, RB Number: 75, RB Position:HIGH)**

Start Frequency (MHz)	Stop Frequency (MHz)	RBW (MHz)	Detector	Frequency (MHz)	Power (dBm)	Limit (dBm)	Verdict	Sweep Point
1740	1755	0.1	RMS	1753.275	0.71	30	Pass	401
1755	1756	0.15	RMS	1755.005	-29.3	-13	Pass	401
1756	1757	1	RMS	1756	-22.29	-13	Pass	2
1757	1765	1	RMS	1757.86	-23.37	-13	Pass	401



**9.41. LTE Band Edge(NTNV)(Subtest:41, Channel:20050, Bandwidth:20, Modulation:QPSK, RB Number: 1, RB Position:LOW)**

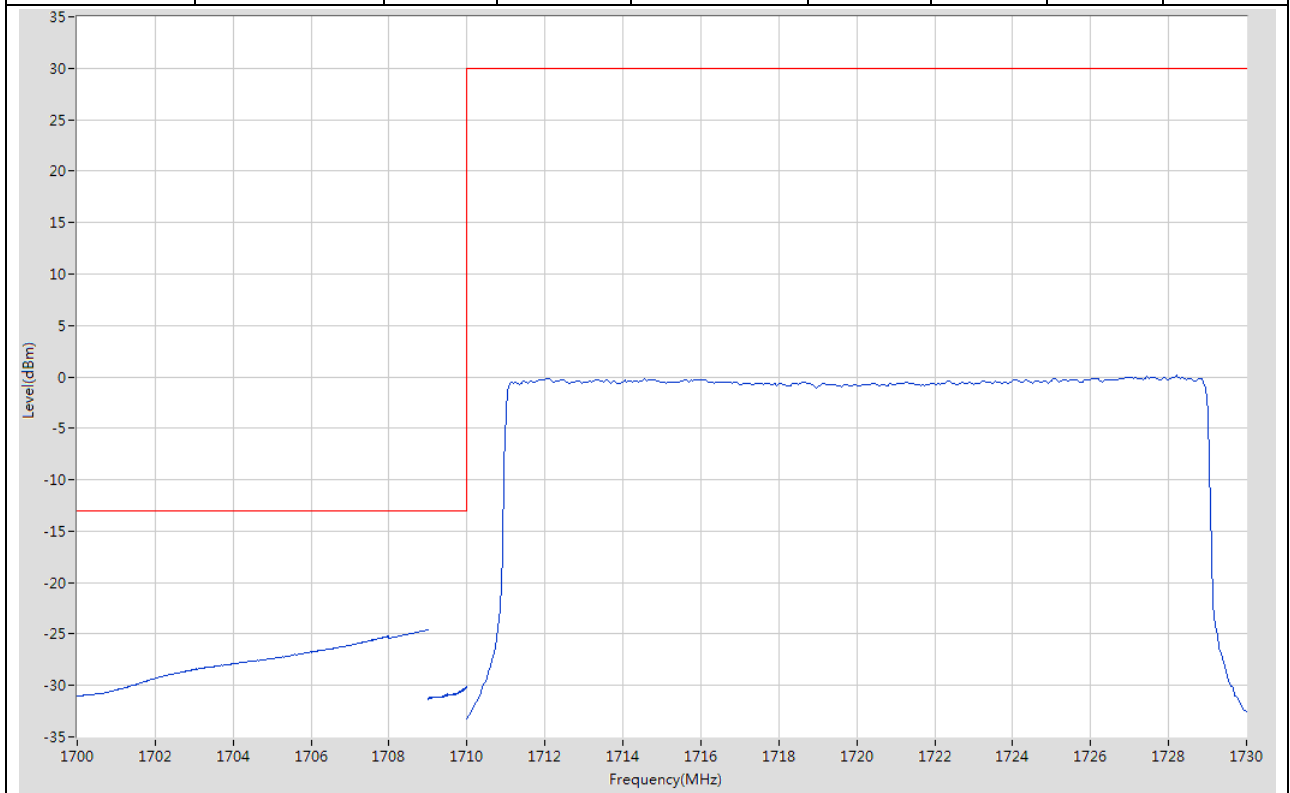
Start Frequency (MHz)	Stop Frequency (MHz)	RBW (MHz)	Detector	Frequency (MHz)	Power (dBm)	Limit (dBm)	Verdict	Sweep Point
1700	1708	1	RMS	1707.96	-41.89	-13	Pass	401
1708	1709	1	RMS	1709	-39.2	-13	Pass	2
1709	1710	0.2	RMS	1709.993	-25.26	-13	Pass	401
1710	1730	0.1	RMS	1711.1	20.46	30	Pass	401





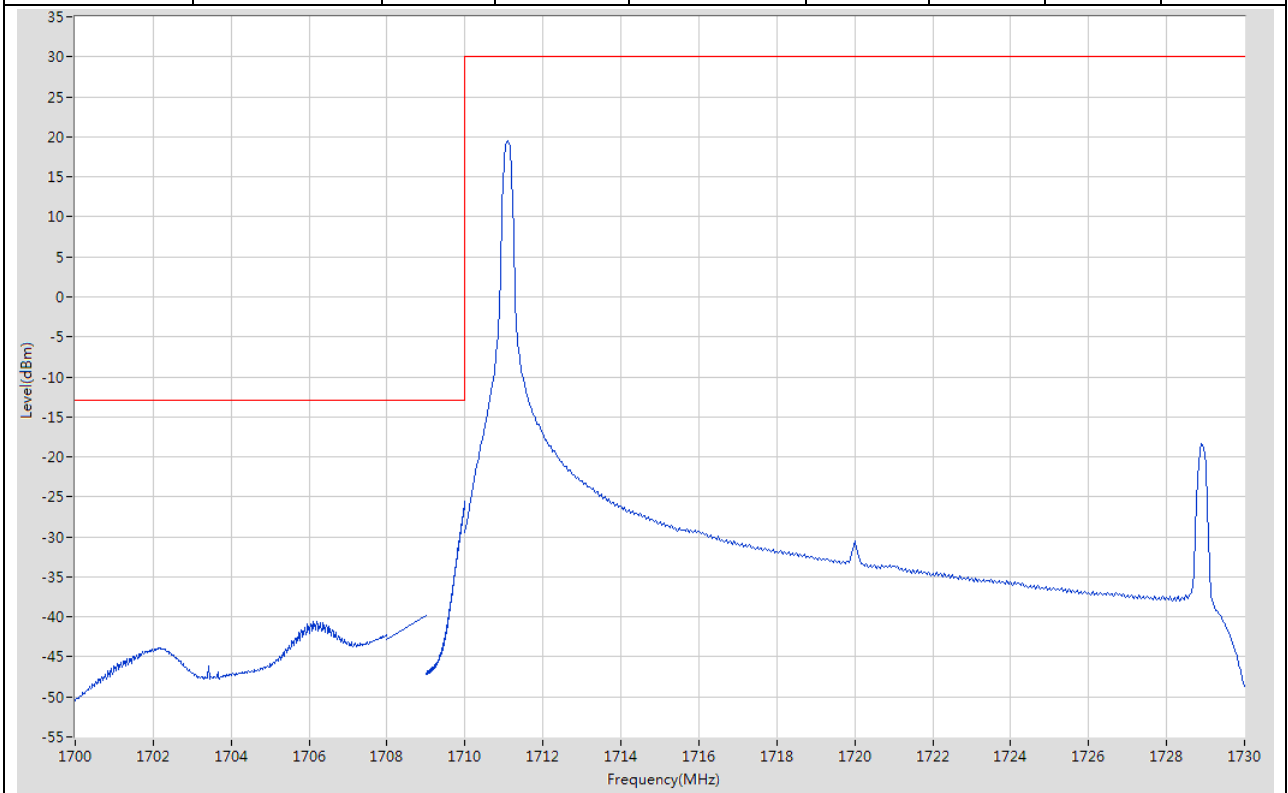
**9.42. LTE Band Edge(NTNV)(Subtest:42, Channel:20050, Bandwidth:20, Modulation:QPSK, RB Number: 100, RB Position:LOW)**

Start Frequency (MHz)	Stop Frequency (MHz)	RBW (MHz)	Detector	Frequency (MHz)	Power (dBm)	Limit (dBm)	Verdict	Sweep Point
1700	1708	1	RMS	1707.96	-25.23	-13	Pass	401
1708	1709	1	RMS	1709	-24.64	-13	Pass	2
1709	1710	0.2	RMS	1709.995	-30.04	-13	Pass	401
1710	1730	0.1	RMS	1728.2	0.12	30	Pass	401



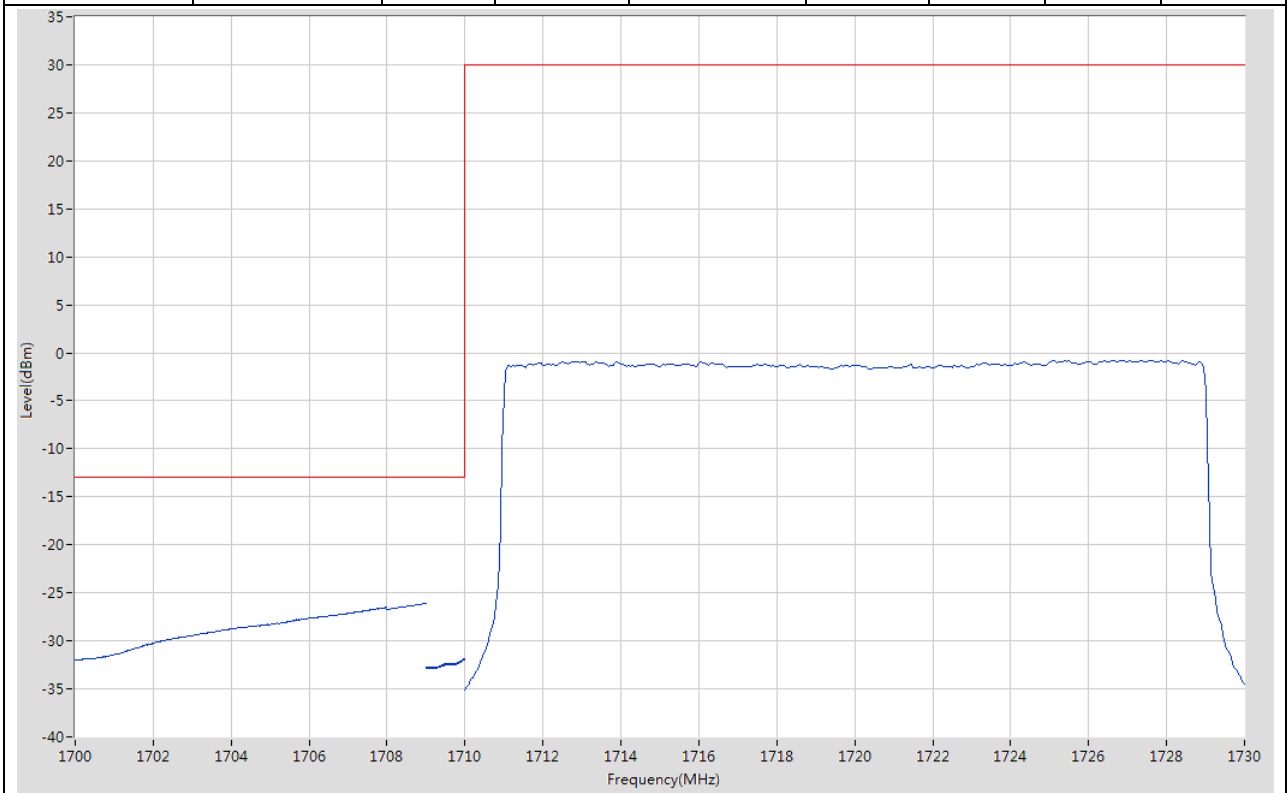
**9.43. LTE Band Edge(NTNV)(Subtest:43, Channel:20050, Bandwidth:20, Modulation:Q16, RB Number: 1, RB Position:LOW)**

Start Frequency (MHz)	Stop Frequency (MHz)	RBW (MHz)	Detector	Frequency (MHz)	Power (dBm)	Limit (dBm)	Verdict	Sweep Point
1700	1708	1	RMS	1706.2	-40.62	-13	Pass	401
1708	1709	1	RMS	1709	-39.88	-13	Pass	2
1709	1710	0.2	RMS	1710	-25.52	-13	Pass	401
1710	1730	0.1	RMS	1711.1	19.54	30	Pass	401



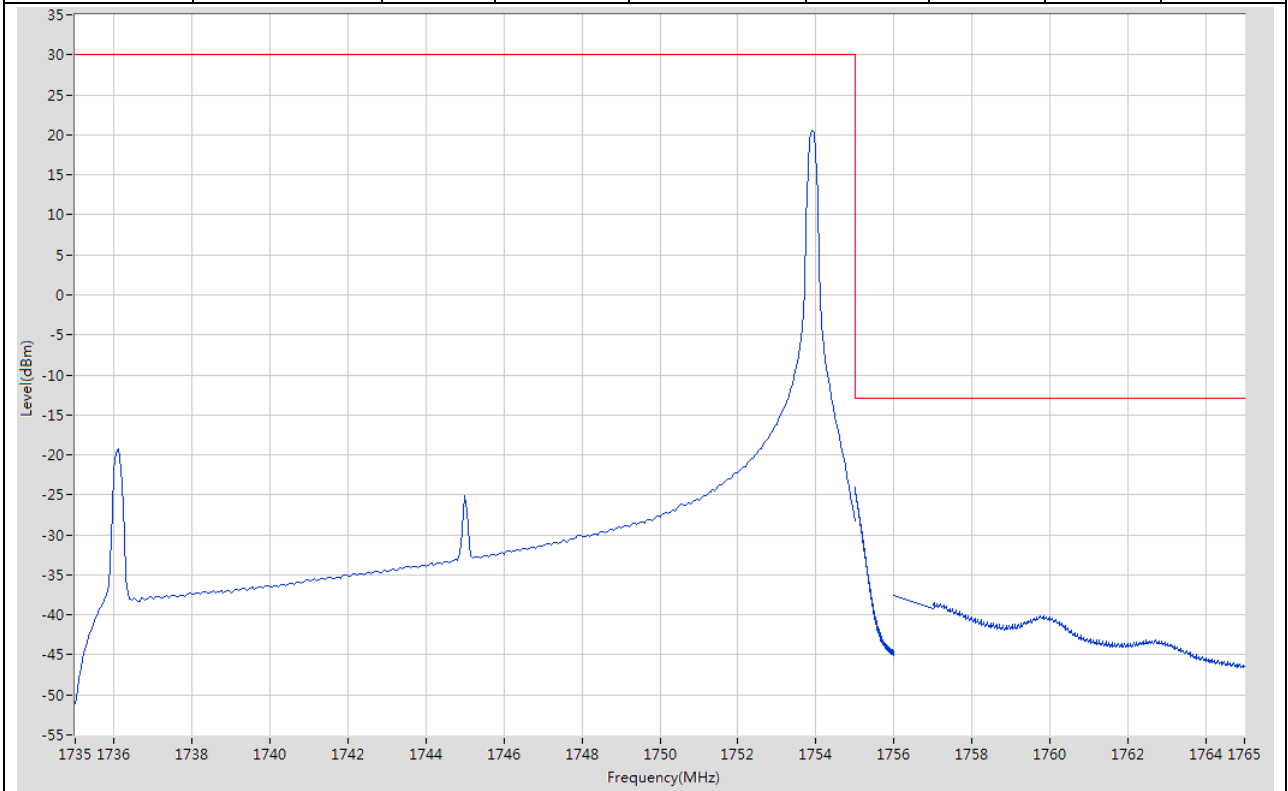
**9.44. LTE Band Edge(NTNV)(Subtest:44, Channel:20050, Bandwidth:20, Modulation:Q16, RB Number: 100, RB Position:LOW)**

Start Frequency (MHz)	Stop Frequency (MHz)	RBW (MHz)	Detector	Frequency (MHz)	Power (dBm)	Limit (dBm)	Verdict	Sweep Point
1700	1708	1	RMS	1708	-26.48	-13	Pass	401
1708	1709	1	RMS	1709	-26.16	-13	Pass	2
1709	1710	0.2	RMS	1710	-31.82	-13	Pass	401
1710	1730	0.1	RMS	1726.9	-0.75	30	Pass	401



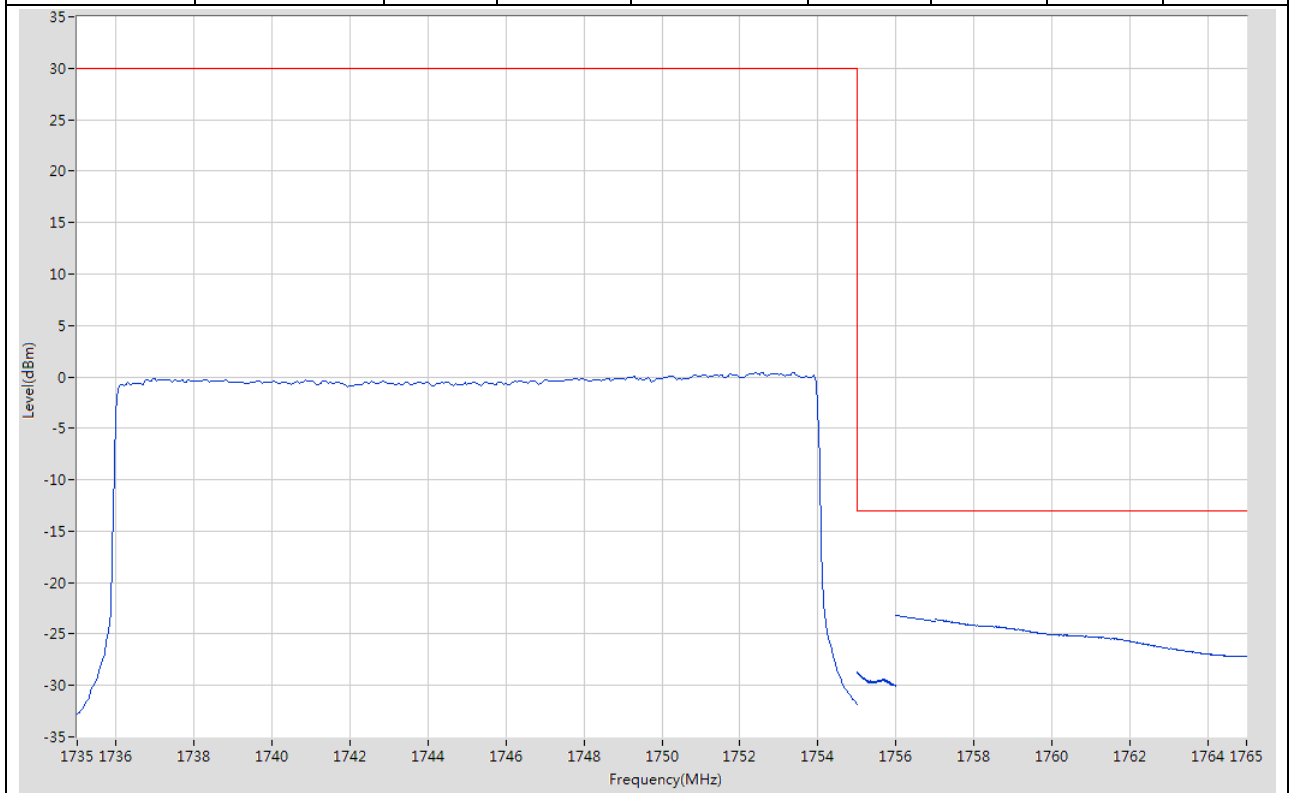
**9.45. LTE Band Edge(NTNV)(Subtest:45, Channel:20300, Bandwidth:20, Modulation:QPSK, RB Number: 1, RB Position:HIGH)**

Start Frequency (MHz)	Stop Frequency (MHz)	RBW (MHz)	Detector	Frequency (MHz)	Power (dBm)	Limit (dBm)	Verdict	Sweep Point
1735	1755	0.1	RMS	1753.9	20.59	30	Pass	401
1755	1756	0.2	RMS	1755.003	-24.05	-13	Pass	401
1756	1757	1	RMS	1756	-37.55	-13	Pass	2
1757	1765	1	RMS	1757.04	-38.52	-13	Pass	401



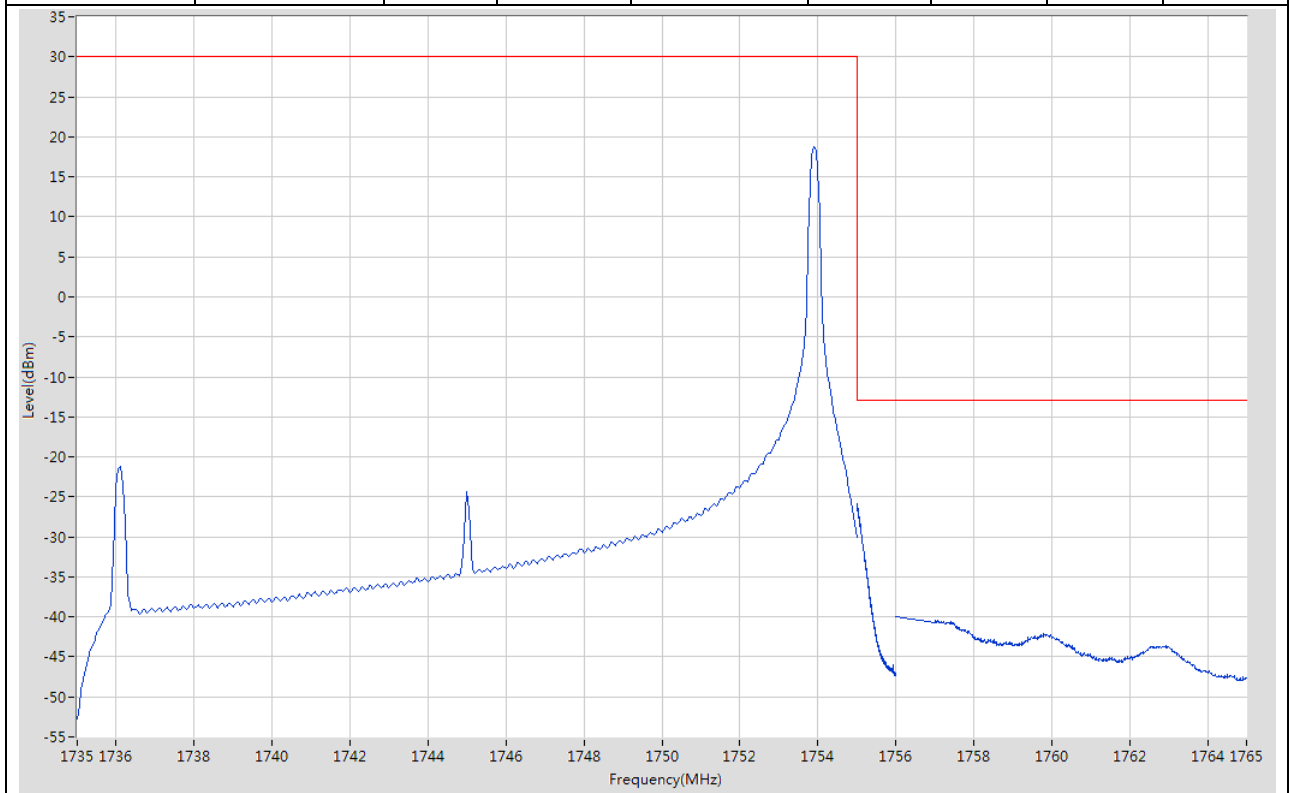
**9.46. LTE Band Edge(NTNV)(Subtest:46, Channel:20300, Bandwidth:20, Modulation:QPSK, RB Number: 100, RB Position:HIGH)**

Start Frequency (MHz)	Stop Frequency (MHz)	RBW (MHz)	Detector	Frequency (MHz)	Power (dBm)	Limit (dBm)	Verdict	Sweep Point
1735	1755	0.1	RMS	1752.6	0.45	30	Pass	401
1755	1756	0.2	RMS	1755	-28.71	-13	Pass	401
1756	1757	1	RMS	1756	-23.14	-13	Pass	2
1757	1765	1	RMS	1757.02	-23.55	-13	Pass	401



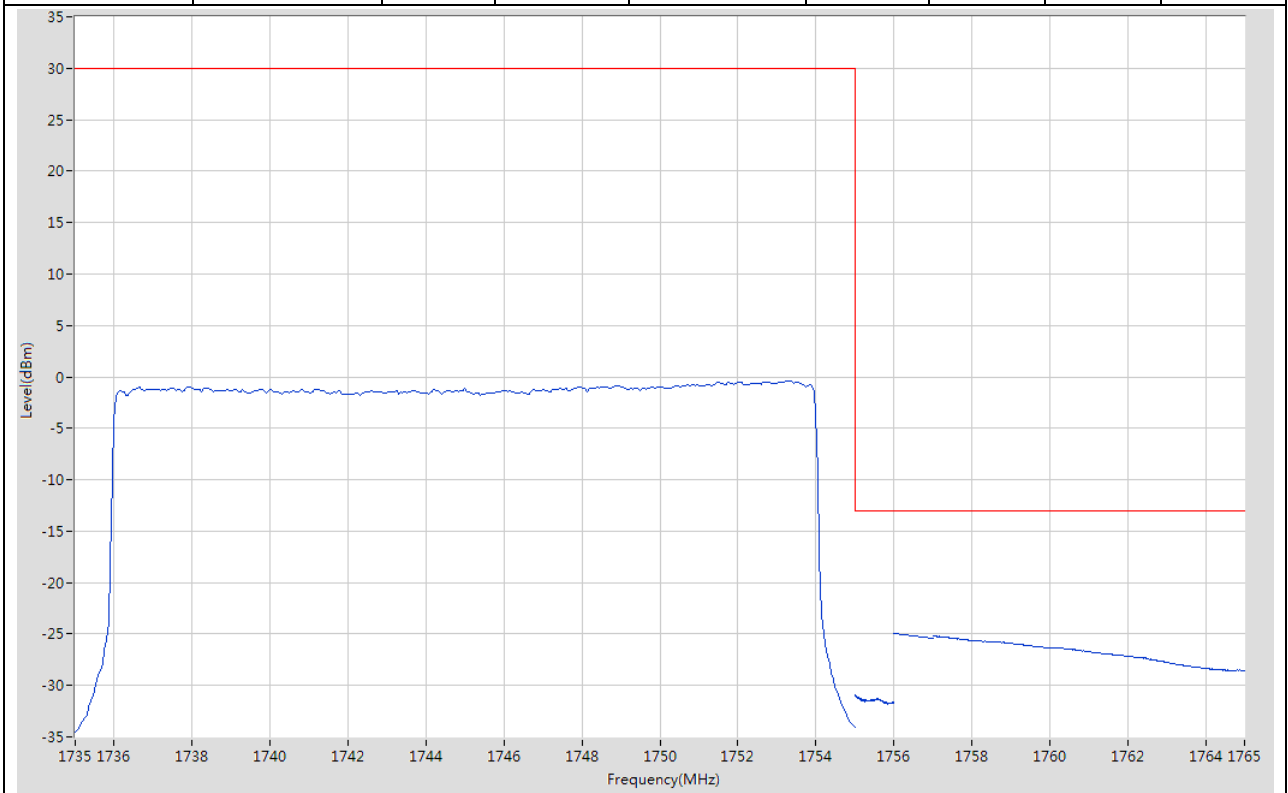
**9.47. LTE Band Edge(NTNV)(Subtest:47, Channel:20300, Bandwidth:20, Modulation:Q16, RB Number: 1, RB Position:HIGH)**

Start Frequency (MHz)	Stop Frequency (MHz)	RBW (MHz)	Detector	Frequency (MHz)	Power (dBm)	Limit (dBm)	Verdict	Sweep Point
1735	1755	0.1	RMS	1753.9	18.79	30	Pass	401
1755	1756	0.2	RMS	1755.008	-25.91	-13	Pass	401
1756	1757	1	RMS	1756	-39.9	-13	Pass	2
1757	1765	1	RMS	1757	-40.38	-13	Pass	401



**9.48. LTE Band Edge(NTNV)(Subtest:48, Channel:20300, Bandwidth:20, Modulation:Q16, RB Number: 100, RB Position:HIGH)**

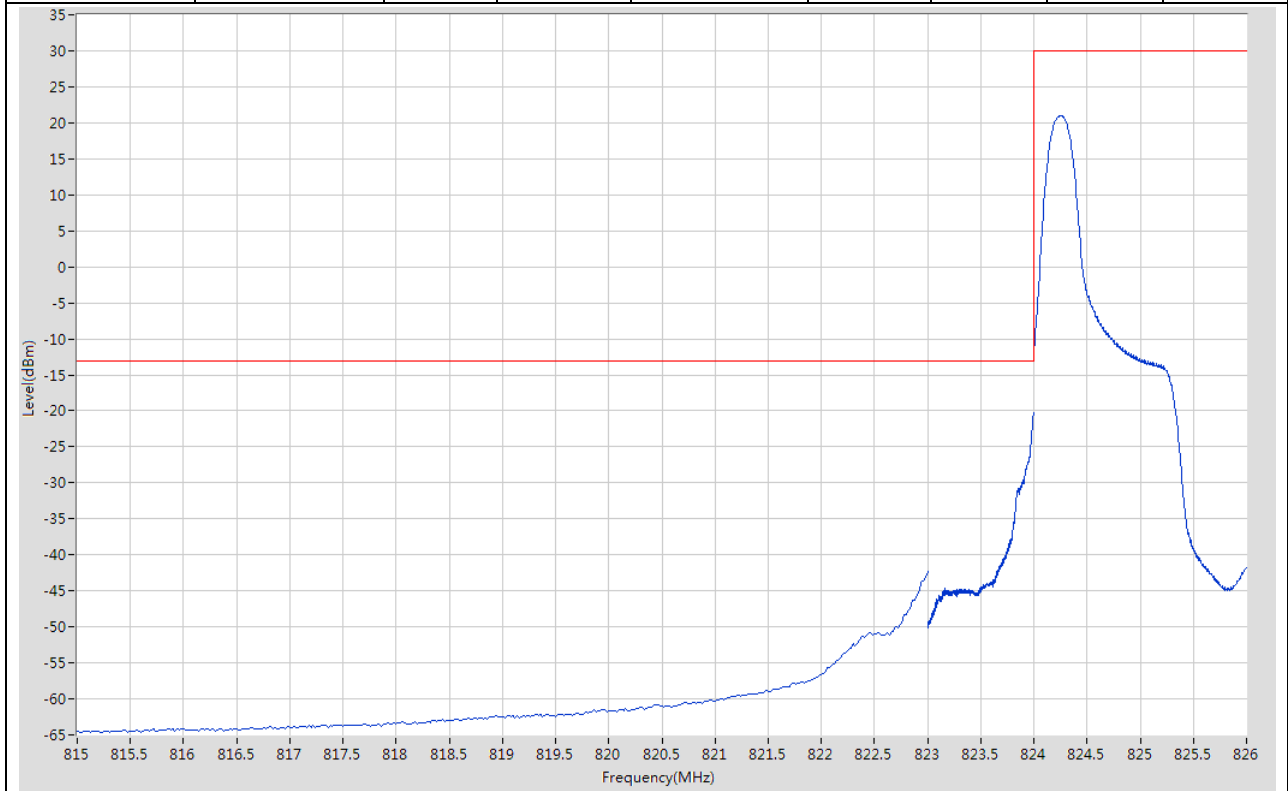
Start Frequency (MHz)	Stop Frequency (MHz)	RBW (MHz)	Detector	Frequency (MHz)	Power (dBm)	Limit (dBm)	Verdict	Sweep Point
1735	1755	0.1	RMS	1753.3	-0.43	30	Pass	401
1755	1756	0.2	RMS	1755	-30.9	-13	Pass	401
1756	1757	1	RMS	1756	-24.95	-13	Pass	2
1757	1765	1	RMS	1757.02	-25.17	-13	Pass	401



## 10. LTE\_Band5

### 10.1. LTE Band Edge(NTNV)(Subtest:1, Channel:20407, Bandwidth:1.4, Modulation:QPSK, RB Number: 1, RB Position:LOW)

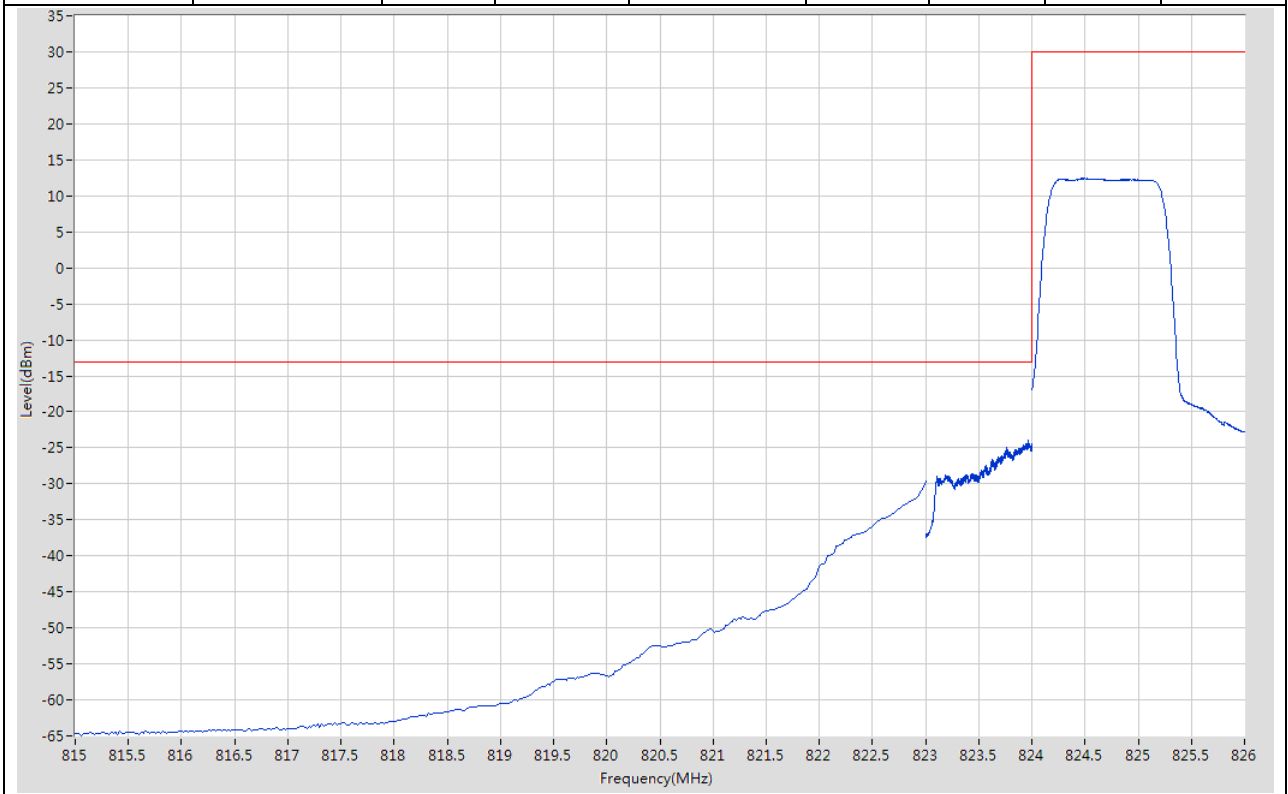
Start Frequency (MHz)	Stop Frequency (MHz)	RBW (MHz)	Detector	Frequency (MHz)	Power (dBm)	Limit (dBm)	Verdict	Sweep Point
815	823	0.1	RMS	823	-42.31	-13	Pass	401
823	824	0.02	RMS	824	-20.19	-13	Pass	401
824	826	0.1	RMS	824.25	20.99	30	Pass	401





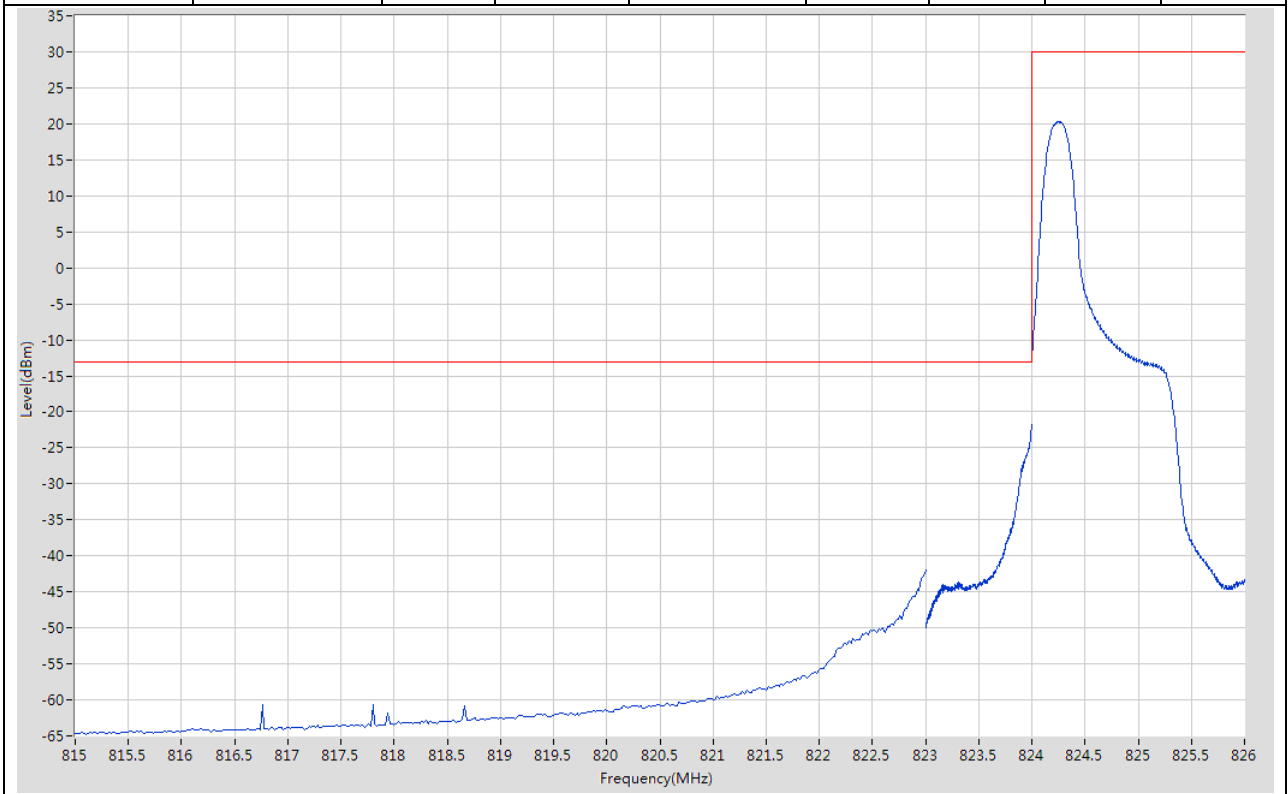
**10.2. LTE Band Edge(NTNV)(Subtest:2, Channel:20407, Bandwidth:1.4, Modulation:QPSK, RB Number: 6, RB Position:LOW)**

Start Frequency (MHz)	Stop Frequency (MHz)	RBW (MHz)	Detector	Frequency (MHz)	Power (dBm)	Limit (dBm)	Verdict	Sweep Point
815	823	0.1	RMS	823	-29.69	-13	Pass	401
823	824	0.02	RMS	823.968	-23.98	-13	Pass	401
824	826	0.1	RMS	824.48	12.43	30	Pass	401



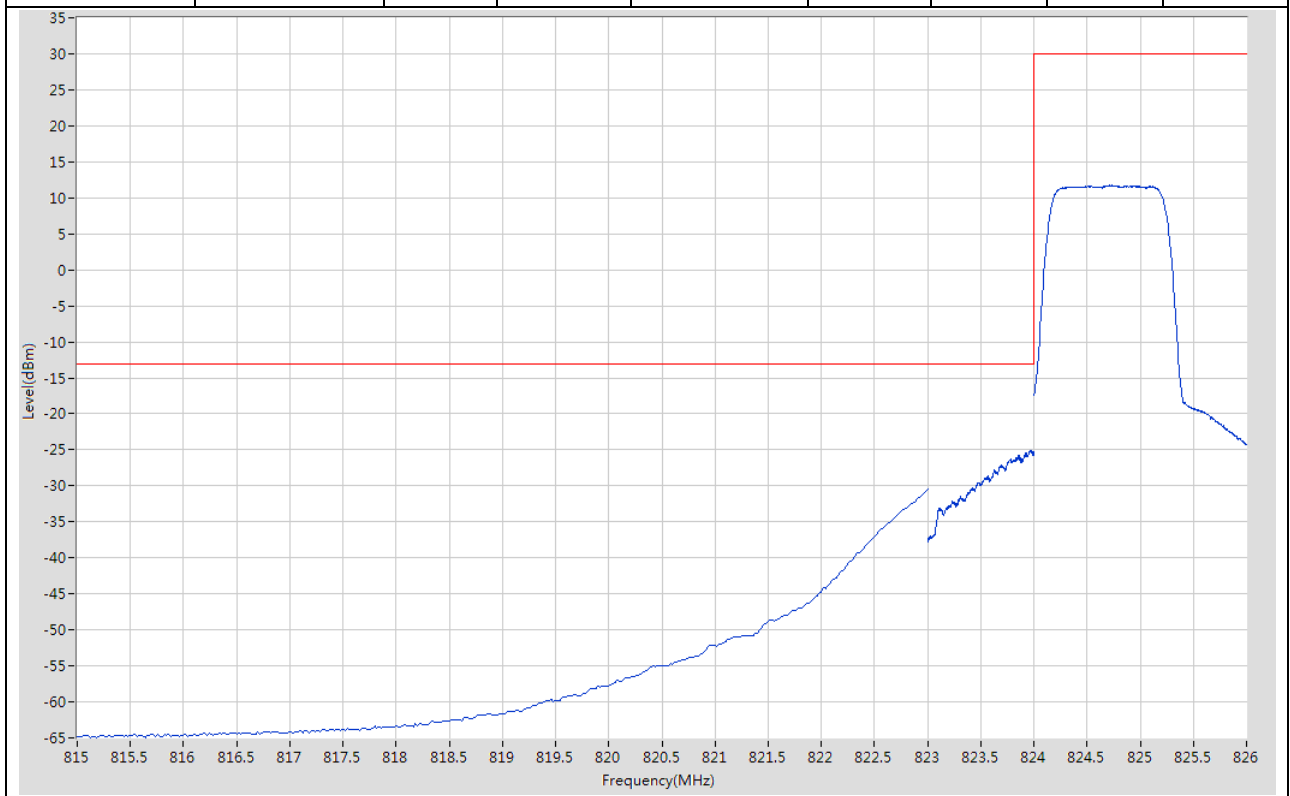
**10.3. LTE Band Edge(NTNV)(Subtest:3, Channel:20407, Bandwidth:1.4, Modulation:Q16, RB Number: 1, RB Position:LOW)**

Start Frequency (MHz)	Stop Frequency (MHz)	RBW (MHz)	Detector	Frequency (MHz)	Power (dBm)	Limit (dBm)	Verdict	Sweep Point
815	823	0.1	RMS	823	-41.92	-13	Pass	401
823	824	0.02	RMS	824	-21.7	-13	Pass	401
824	826	0.1	RMS	824.265	20.38	30	Pass	401



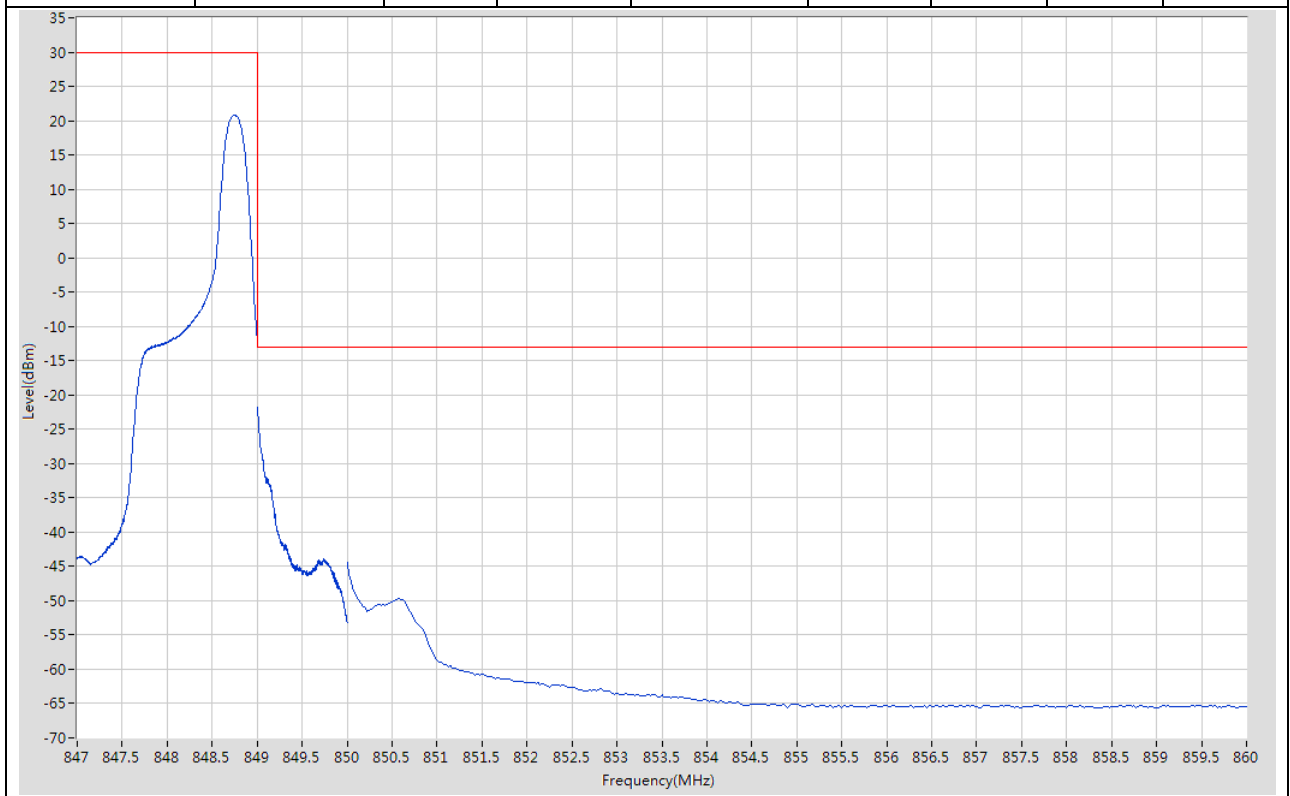
**10.4. LTE Band Edge(NTNV)(Subtest:4, Channel:20407, Bandwidth:1.4, Modulation:Q16, RB Number: 6, RB Position:LOW)**

Start Frequency (MHz)	Stop Frequency (MHz)	RBW (MHz)	Detector	Frequency (MHz)	Power (dBm)	Limit (dBm)	Verdict	Sweep Point
815	823	0.1	RMS	823	-30.4	-13	Pass	401
823	824	0.02	RMS	823.965	-25.04	-13	Pass	401
824	826	0.1	RMS	824.715	11.73	30	Pass	401



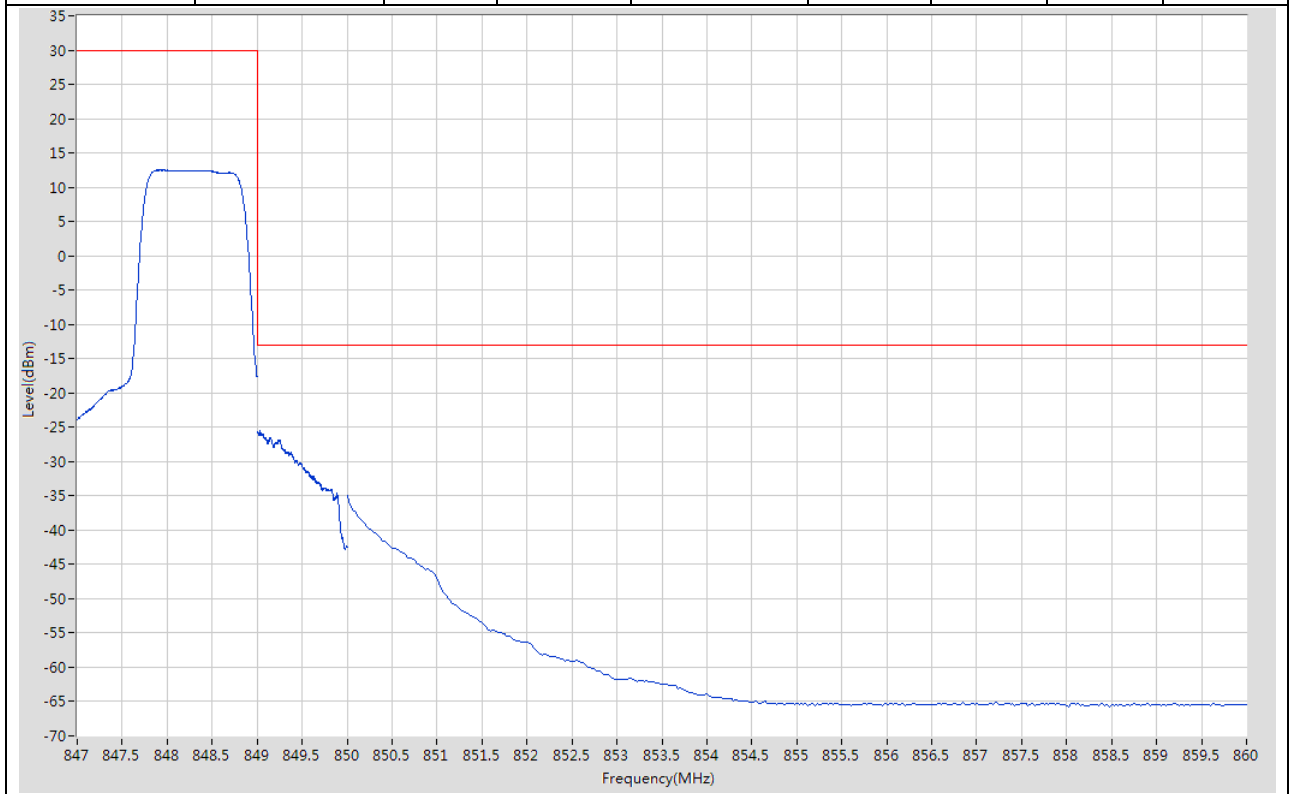
**10.5. LTE Band Edge(NTNV)(Subtest:5, Channel:20643, Bandwidth:1.4, Modulation:QPSK, RB Number: 1, RB Position:HIGH)**

Start Frequency (MHz)	Stop Frequency (MHz)	RBW (MHz)	Detector	Frequency (MHz)	Power (dBm)	Limit (dBm)	Verdict	Sweep Point
847	849	0.1	RMS	848.745	20.88	30	Pass	401
849	850	0.02	RMS	849	-21.73	-13	Pass	401
850	860	0.1	RMS	850	-44.48	-13	Pass	401



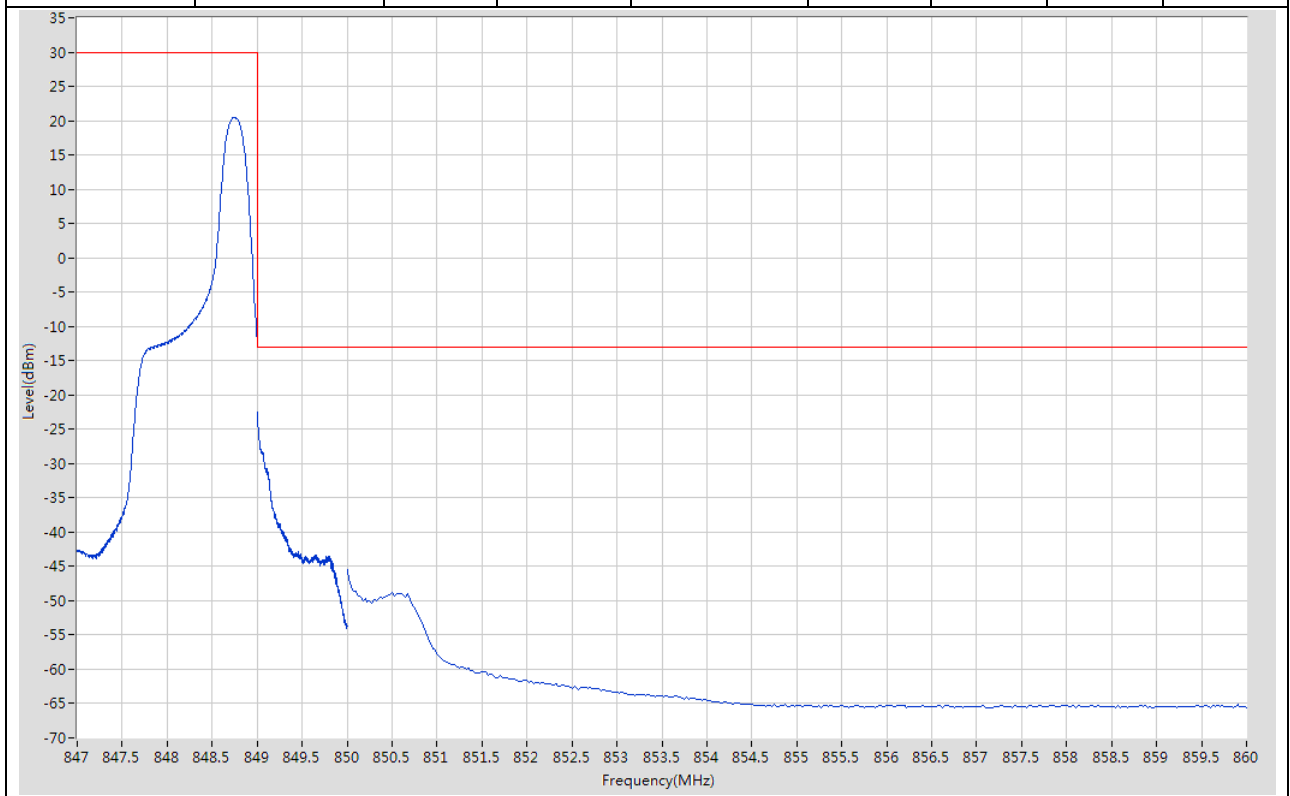
**10.6. LTE Band Edge(NTNV)(Subtest:6, Channel:20643, Bandwidth:1.4, Modulation:QPSK, RB Number: 6, RB Position:HIGH)**

Start Frequency (MHz)	Stop Frequency (MHz)	RBW (MHz)	Detector	Frequency (MHz)	Power (dBm)	Limit (dBm)	Verdict	Sweep Point
847	849	0.1	RMS	847.96	12.56	30	Pass	401
849	850	0.02	RMS	849.035	-25.55	-13	Pass	401
850	860	0.1	RMS	850	-34.96	-13	Pass	401



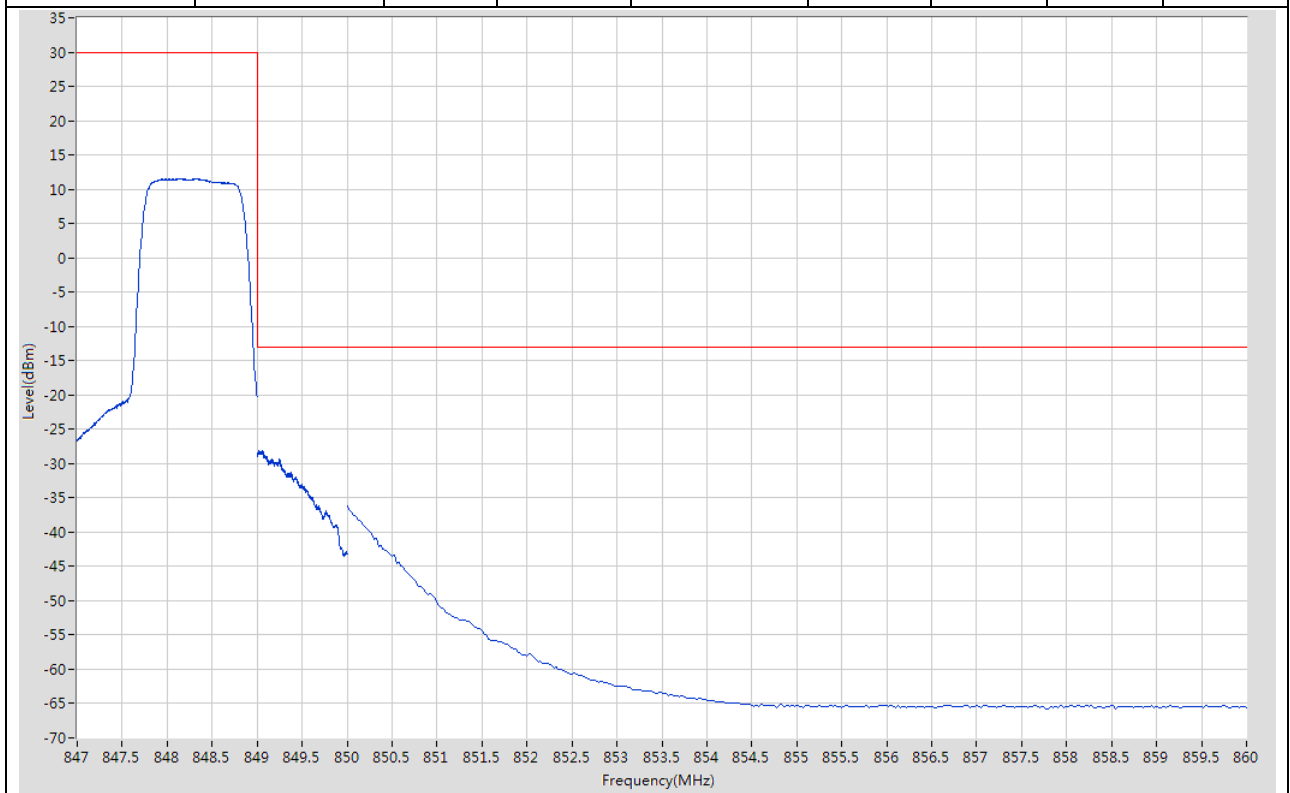
**10.7. LTE Band Edge(NTNV)(Subtest:7, Channel:20643, Bandwidth:1.4, Modulation:Q16, RB Number: 1, RB Position:HIGH)**

Start Frequency (MHz)	Stop Frequency (MHz)	RBW (MHz)	Detector	Frequency (MHz)	Power (dBm)	Limit (dBm)	Verdict	Sweep Point
847	849	0.1	RMS	848.76	20.48	30	Pass	401
849	850	0.02	RMS	849	-22.41	-13	Pass	401
850	860	0.1	RMS	850	-45.46	-13	Pass	401



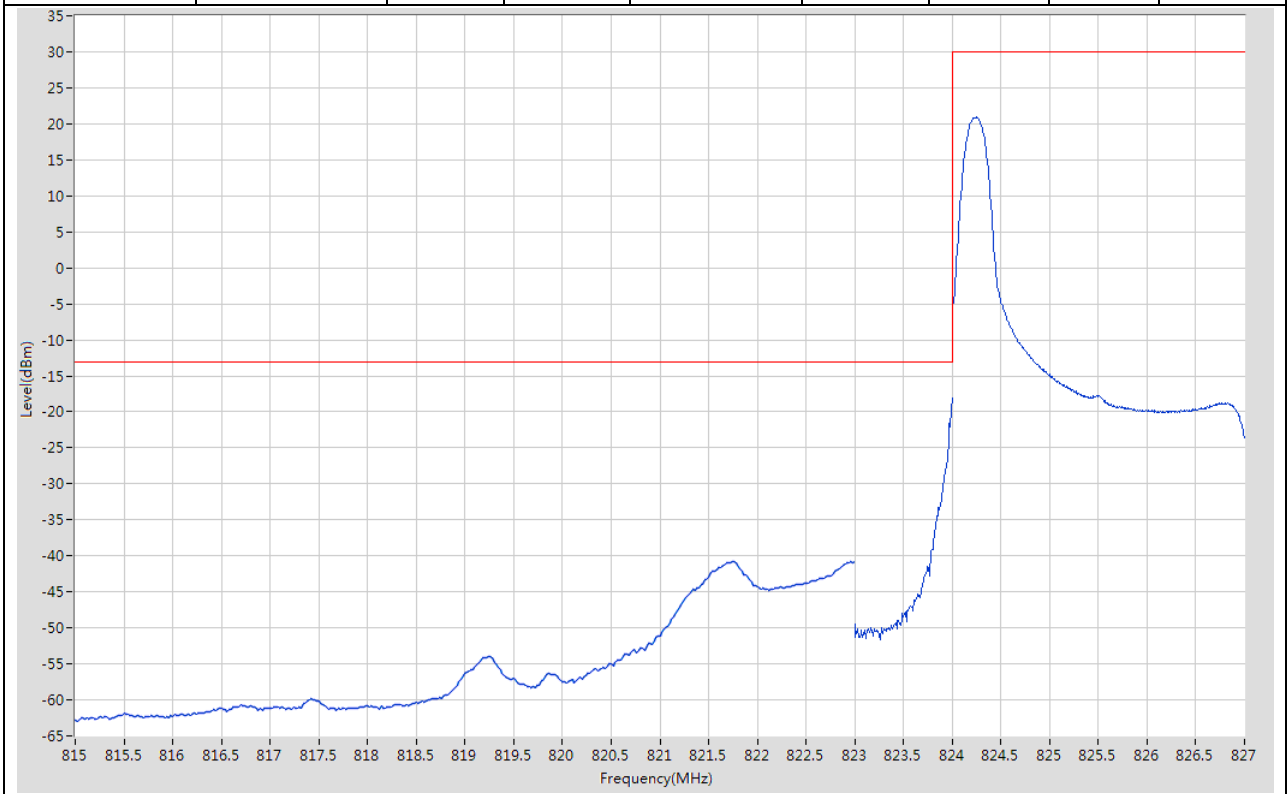
**10.8. LTE Band Edge(NTNV)(Subtest:8, Channel:20643, Bandwidth:1.4, Modulation:Q16, RB Number: 6, RB Position:HIGH)**

Start Frequency (MHz)	Stop Frequency (MHz)	RBW (MHz)	Detector	Frequency (MHz)	Power (dBm)	Limit (dBm)	Verdict	Sweep Point
847	849	0.1	RMS	848.16	11.57	30	Pass	401
849	850	0.02	RMS	849.055	-28.09	-13	Pass	401
850	860	0.1	RMS	850	-36.12	-13	Pass	401



**10.9. LTE Band Edge(NTNV)(Subtest:9, Channel:20415, Bandwidth:3, Modulation:QPSK, RB Number: 1, RB Position:LOW)**

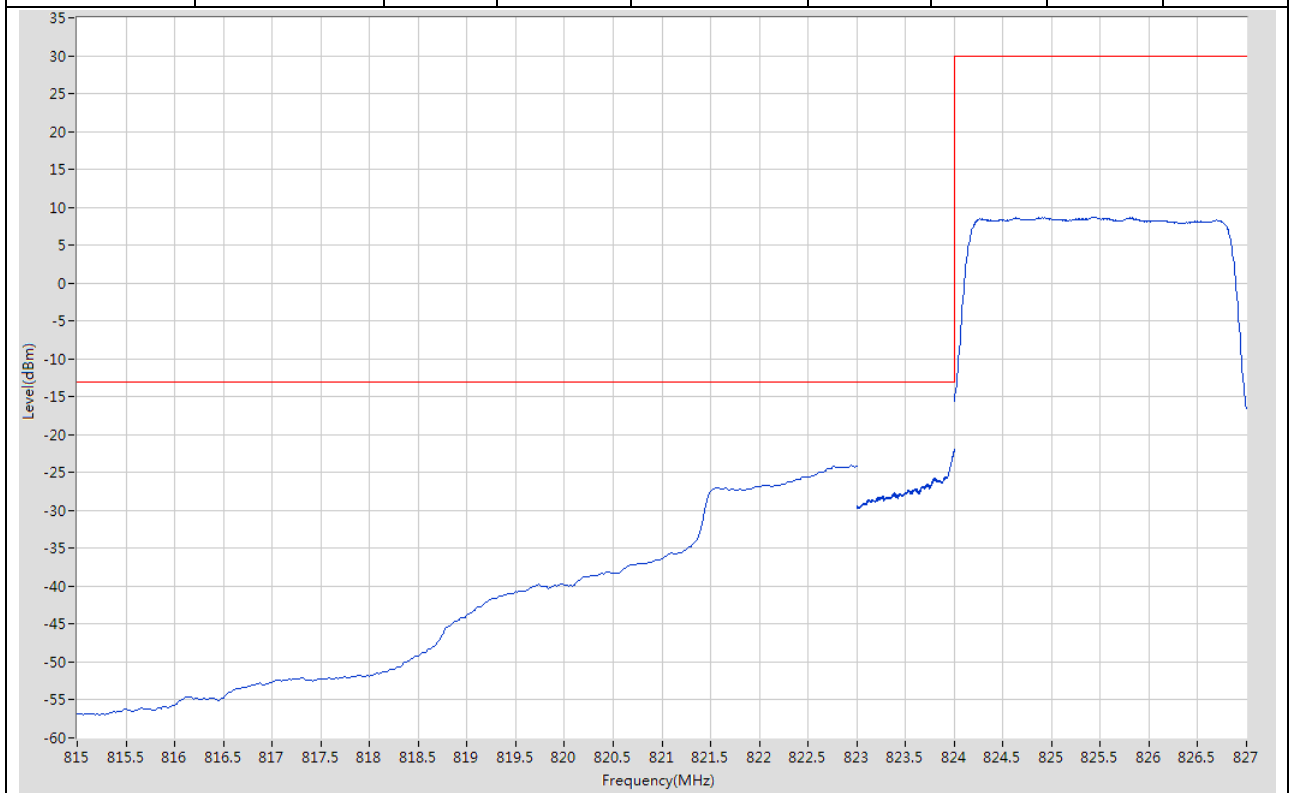
Start Frequency (MHz)	Stop Frequency (MHz)	RBW (MHz)	Detector	Frequency (MHz)	Power (dBm)	Limit (dBm)	Verdict	Sweep Point
815	823	0.1	RMS	822.96	-40.72	-13	Pass	401
823	824	0.01	RMS	824	-18.03	-13	Pass	101
824	827	0.1	RMS	824.248	20.9	30	Pass	401





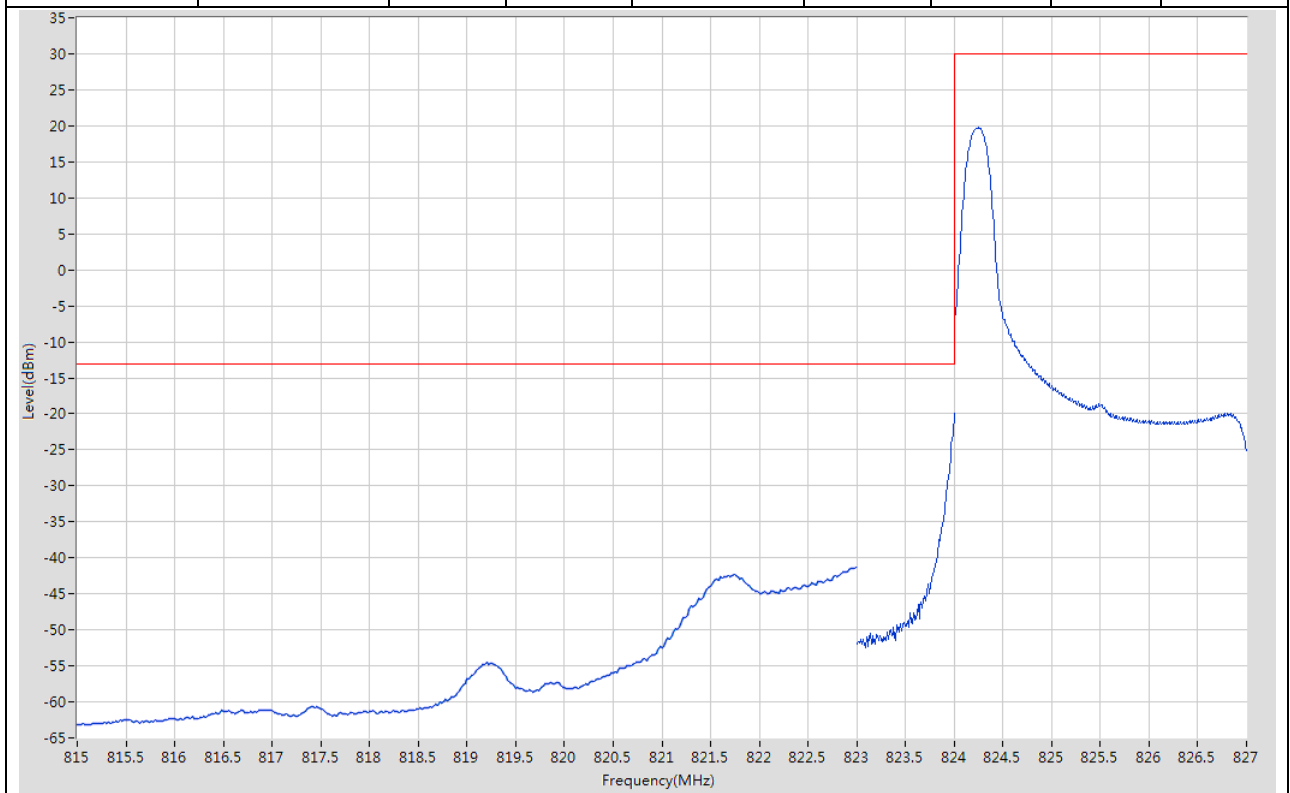
**10.10. LTE Band Edge(NTNV)(Subtest:10, Channel:20415, Bandwidth:3, Modulation:QPSK, RB Number: 15, RB Position:LOW)**

Start Frequency (MHz)	Stop Frequency (MHz)	RBW (MHz)	Detector	Frequency (MHz)	Power (dBm)	Limit (dBm)	Verdict	Sweep Point
815	823	0.1	RMS	822.94	-24.05	-13	Pass	401
823	824	0.03	RMS	824	-21.86	-13	Pass	401
824	827	0.1	RMS	825.425	8.68	30	Pass	401



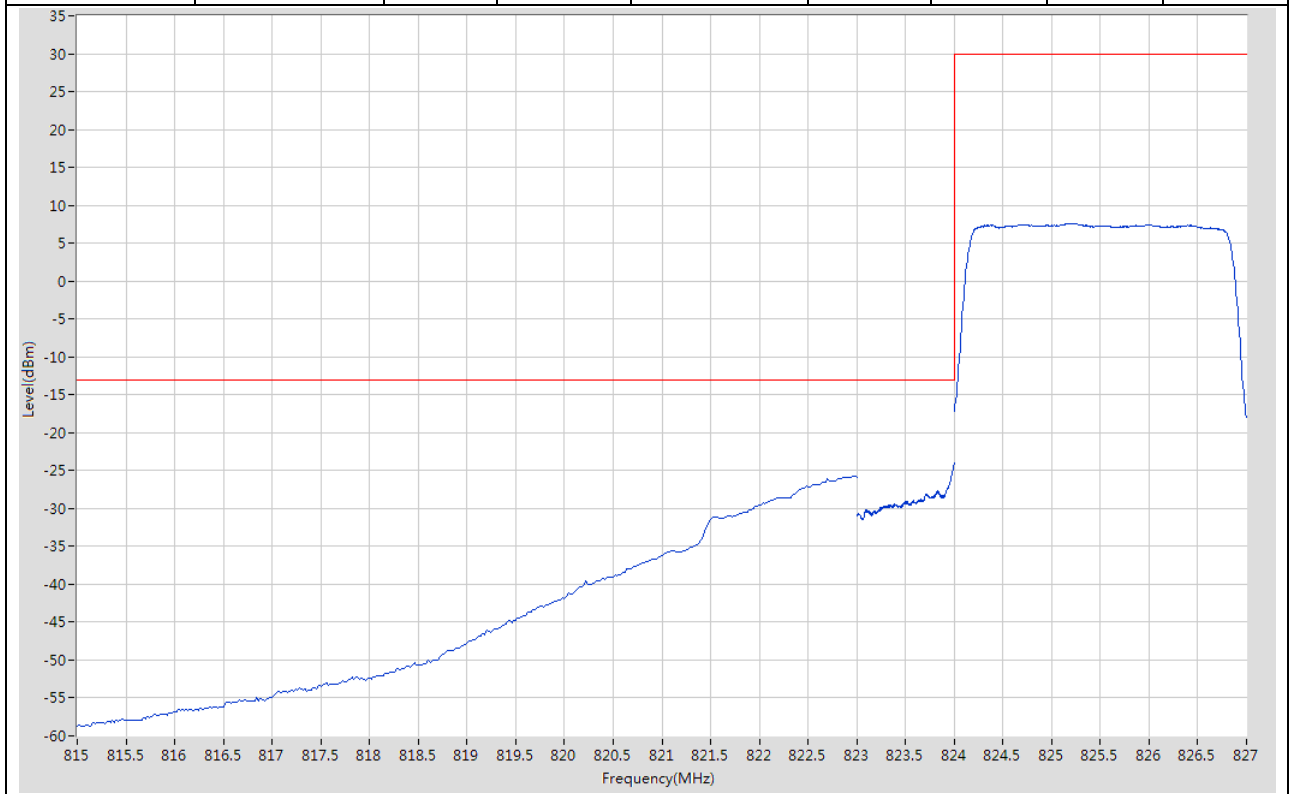
**10.11. LTE Band Edge(NTNV)(Subtest:11, Channel:20415, Bandwidth:3, Modulation:Q16, RB Number: 1, RB Position:LOW)**

Start Frequency (MHz)	Stop Frequency (MHz)	RBW (MHz)	Detector	Frequency (MHz)	Power (dBm)	Limit (dBm)	Verdict	Sweep Point
815	823	0.1	RMS	823	-41.2	-13	Pass	401
823	824	0.01	RMS	824	-19.86	-13	Pass	101
824	827	0.1	RMS	824.255	19.73	30	Pass	401



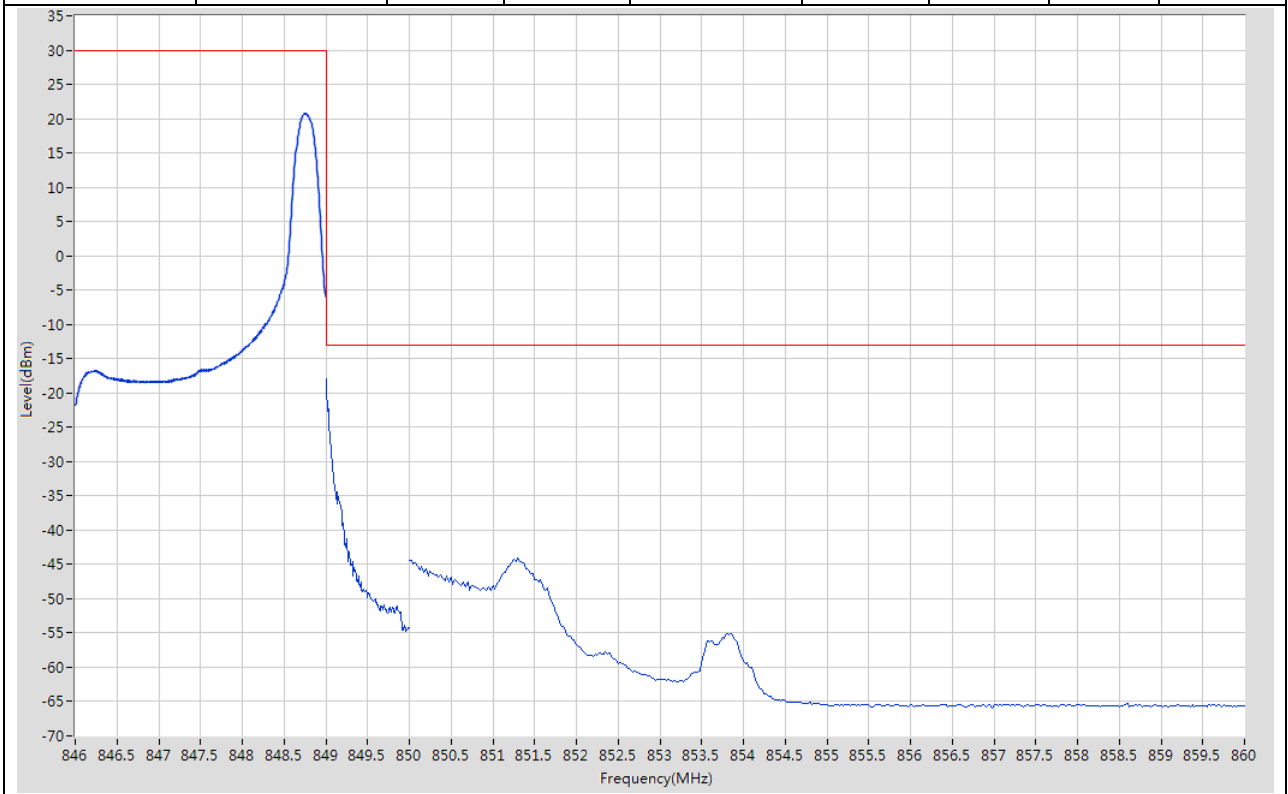
**10.12. LTE Band Edge(NTNV)(Subtest:12, Channel:20415, Bandwidth:3, Modulation:Q16, RB Number: 15, RB Position:LOW)**

Start Frequency (MHz)	Stop Frequency (MHz)	RBW (MHz)	Detector	Frequency (MHz)	Power (dBm)	Limit (dBm)	Verdict	Sweep Point
815	823	0.1	RMS	822.98	-25.8	-13	Pass	401
823	824	0.03	RMS	824	-24.04	-13	Pass	401
824	827	0.1	RMS	825.2	7.61	30	Pass	401



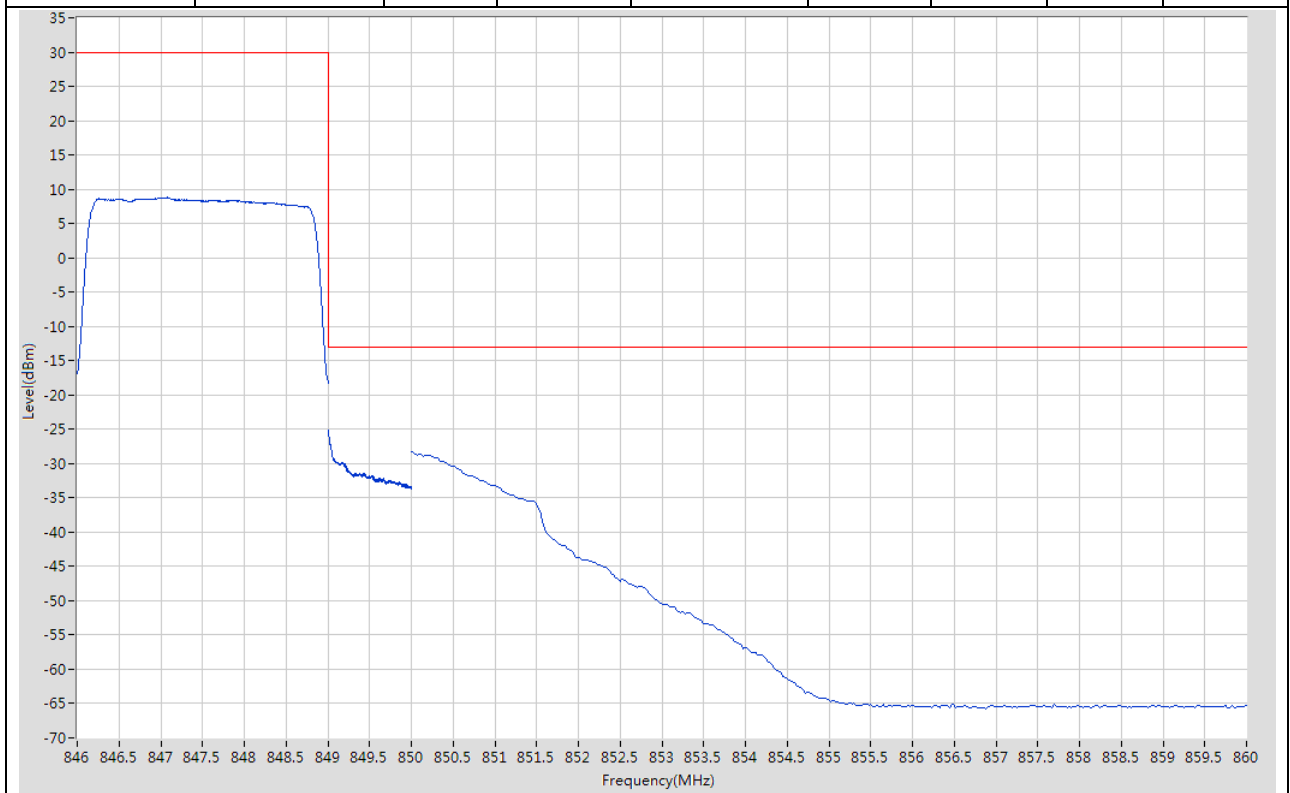
**10.13. LTE Band Edge(NTNV)(Subtest:13, Channel:20635, Bandwidth:3, Modulation:QPSK, RB Number: 1, RB Position:HIGH)**

Start Frequency (MHz)	Stop Frequency (MHz)	RBW (MHz)	Detector	Frequency (MHz)	Power (dBm)	Limit (dBm)	Verdict	Sweep Point
846	849	0.1	RMS	848.753	20.77	30	Pass	401
849	850	0.01	RMS	849	-18.01	-13	Pass	101
850	860	0.1	RMS	851.3	-44.12	-13	Pass	401



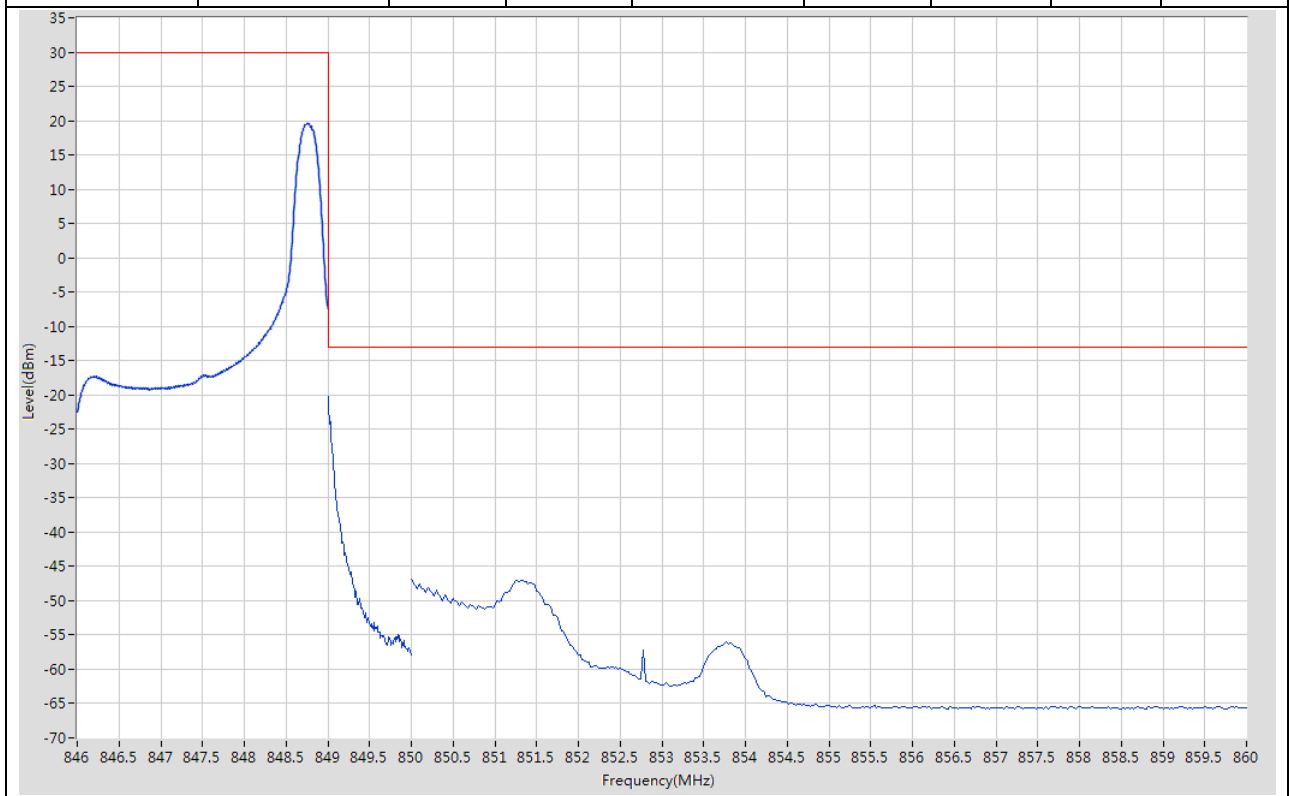
**10.14. LTE Band Edge(NTNV)(Subtest:14, Channel:20635, Bandwidth:3, Modulation:QPSK, RB Number: 15, RB Position:HIGH)**

Start Frequency (MHz)	Stop Frequency (MHz)	RBW (MHz)	Detector	Frequency (MHz)	Power (dBm)	Limit (dBm)	Verdict	Sweep Point
846	849	0.1	RMS	847.08	8.82	30	Pass	401
849	850	0.03	RMS	849	-25.2	-13	Pass	401
850	860	0.1	RMS	850	-28.3	-13	Pass	401



**10.15. LTE Band Edge(NTNV)(Subtest:15, Channel:20635, Bandwidth:3, Modulation:Q16, RB Number: 1, RB Position:HIGH)**

Start Frequency (MHz)	Stop Frequency (MHz)	RBW (MHz)	Detector	Frequency (MHz)	Power (dBm)	Limit (dBm)	Verdict	Sweep Point
846	849	0.1	RMS	848.745	19.63	30	Pass	401
849	850	0.01	RMS	849	-20.18	-13	Pass	101
850	860	0.1	RMS	850	-46.81	-13	Pass	401



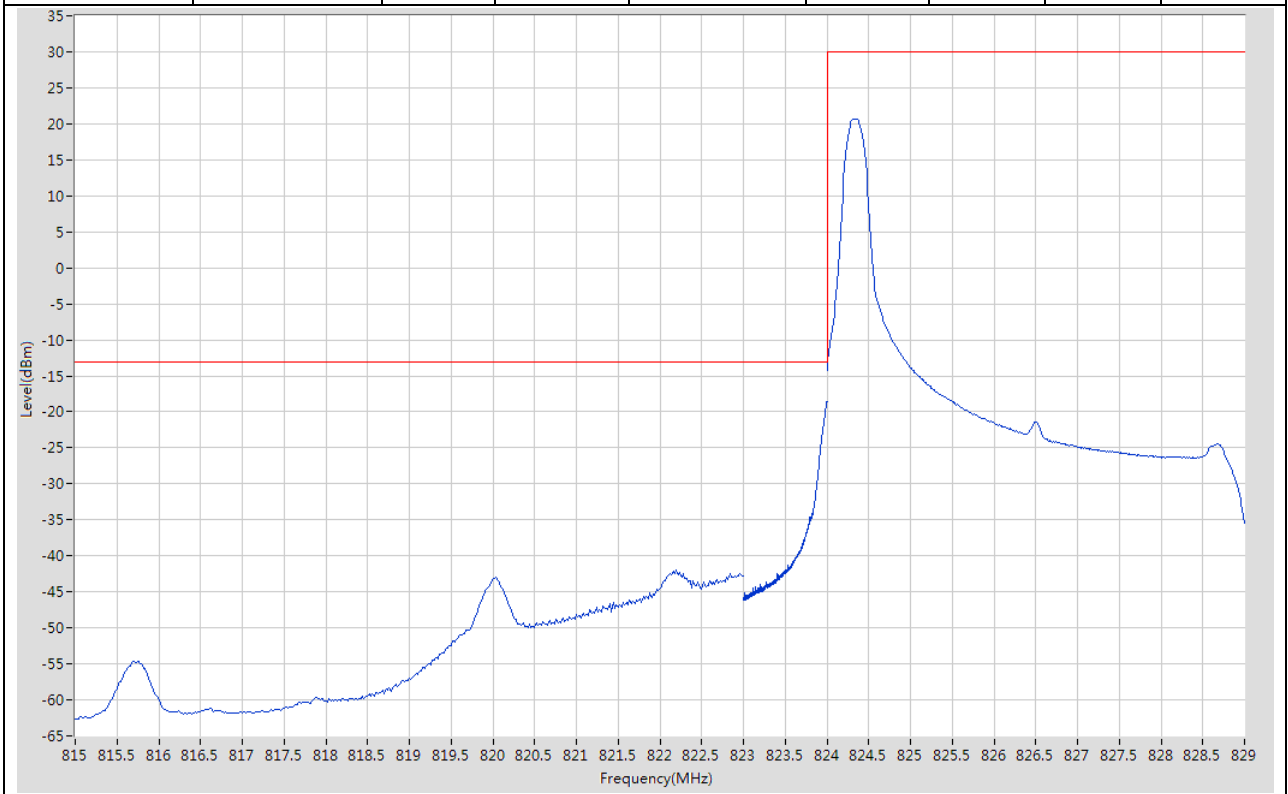
**10.16. LTE Band Edge(NTNV)(Subtest:16, Channel:20635, Bandwidth:3, Modulation:Q16, RB Number: 15, RB Position:HIGH)**

Start Frequency (MHz)	Stop Frequency (MHz)	RBW (MHz)	Detector	Frequency (MHz)	Power (dBm)	Limit (dBm)	Verdict	Sweep Point
846	849	0.1	RMS	846.473	7.81	30	Pass	401
849	850	0.03	RMS	849	-25.39	-13	Pass	401
850	860	0.1	RMS	850.1	-28.97	-13	Pass	401



**10.17. LTE Band Edge(NTNV)(Subtest:17, Channel:20425, Bandwidth:5, Modulation:QPSK, RB Number: 1, RB Position:LOW)**

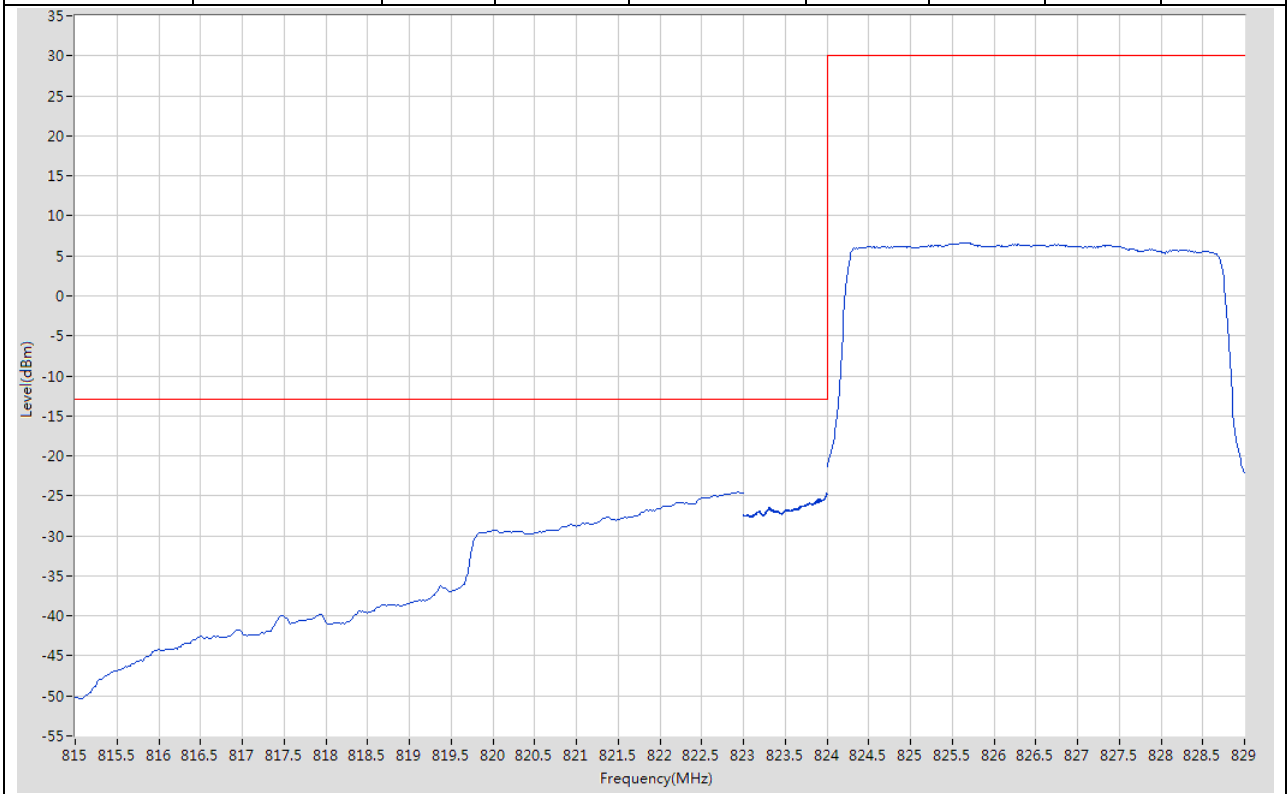
Start Frequency (MHz)	Stop Frequency (MHz)	RBW (MHz)	Detector	Frequency (MHz)	Power (dBm)	Limit (dBm)	Verdict	Sweep Point
815	823	0.1	RMS	822.2	-42.01	-13	Pass	401
823	824	0.051	RMS	824	-18.51	-13	Pass	401
824	829	0.1	RMS	824.338	20.69	30	Pass	401





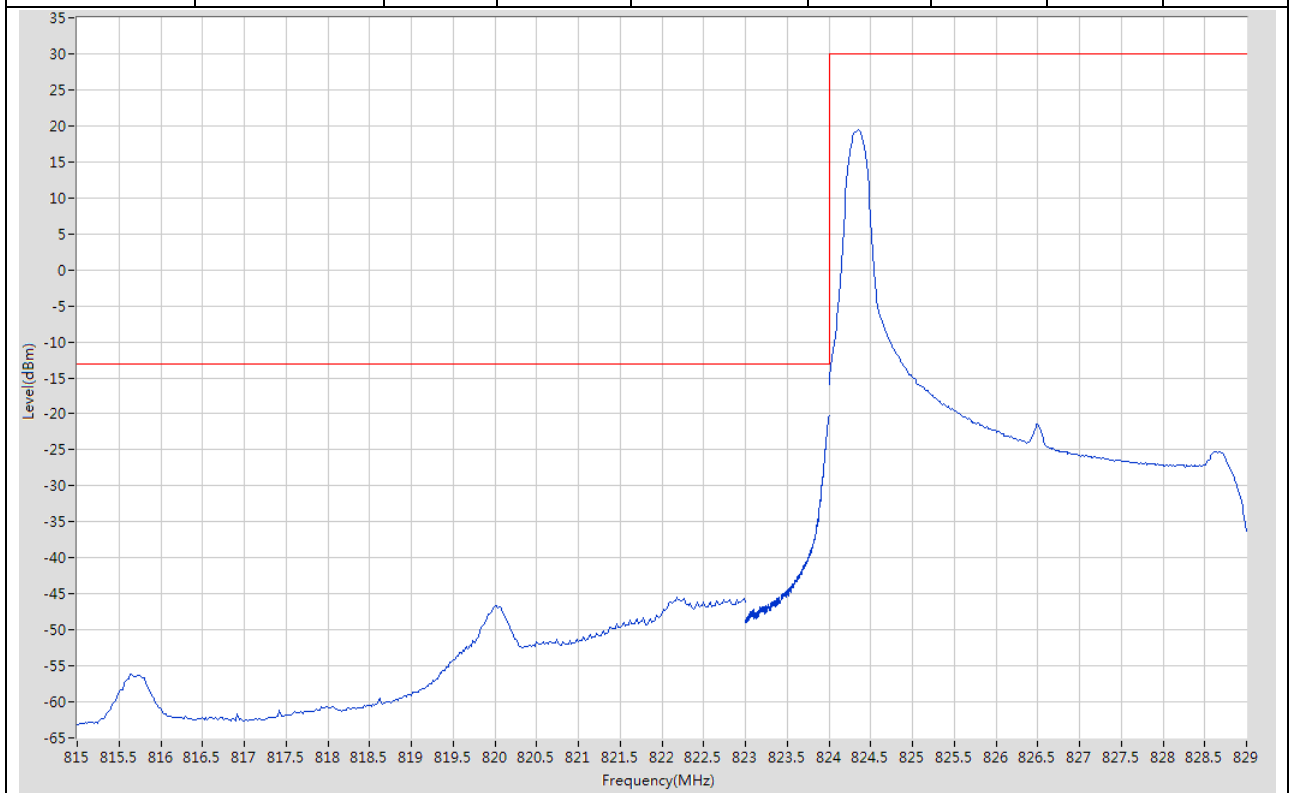
**10.18. LTE Band Edge(NTNV)(Subtest:18, Channel:20425, Bandwidth:5, Modulation:QPSK, RB Number: 25, RB Position:LOW)**

Start Frequency (MHz)	Stop Frequency (MHz)	RBW (MHz)	Detector	Frequency (MHz)	Power (dBm)	Limit (dBm)	Verdict	Sweep Point
815	823	0.1	RMS	822.94	-24.54	-13	Pass	401
823	824	0.051	RMS	823.998	-24.72	-13	Pass	401
824	829	0.1	RMS	825.65	6.67	30	Pass	401



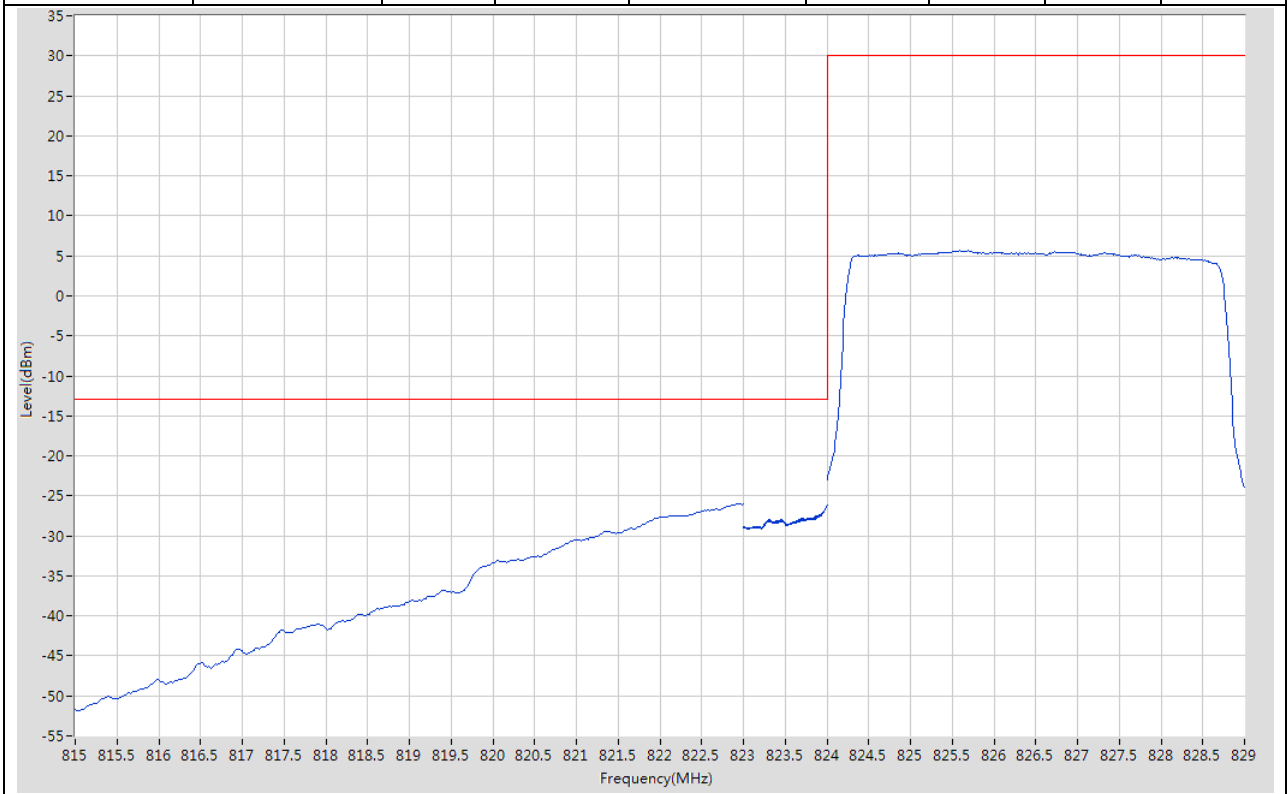
**10.19. LTE Band Edge(NTNV)(Subtest:19, Channel:20425, Bandwidth:5, Modulation:Q16, RB Number: 1, RB Position:LOW)**

Start Frequency (MHz)	Stop Frequency (MHz)	RBW (MHz)	Detector	Frequency (MHz)	Power (dBm)	Limit (dBm)	Verdict	Sweep Point
815	823	0.1	RMS	822.18	-45.46	-13	Pass	401
823	824	0.051	RMS	824	-20.21	-13	Pass	401
824	829	0.1	RMS	824.35	19.46	30	Pass	401



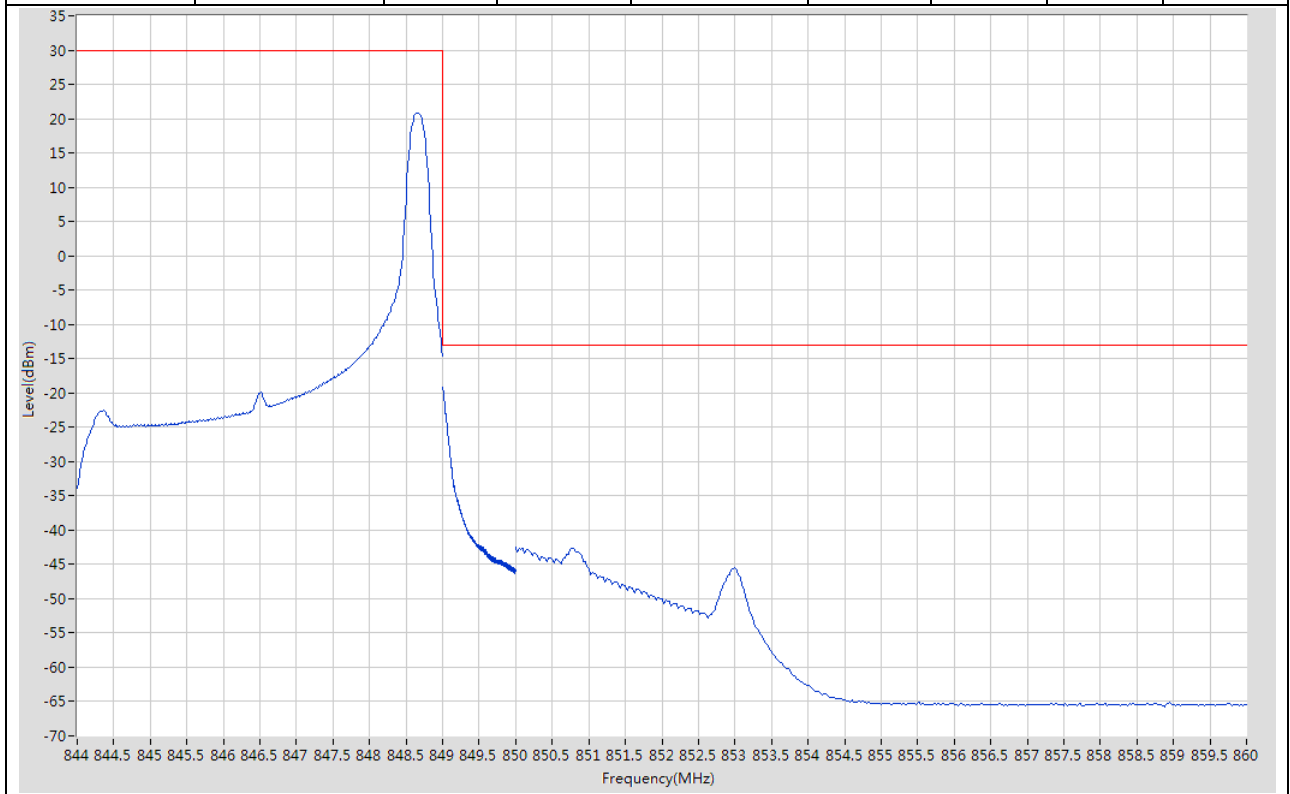
**10.20. LTE Band Edge(NTNV)(Subtest:20, Channel:20425, Bandwidth:5, Modulation:Q16, RB Number: 25, RB Position:LOW)**

Start Frequency (MHz)	Stop Frequency (MHz)	RBW (MHz)	Detector	Frequency (MHz)	Power (dBm)	Limit (dBm)	Verdict	Sweep Point
815	823	0.1	RMS	822.94	-25.99	-13	Pass	401
823	824	0.051	RMS	824	-26.15	-13	Pass	401
824	829	0.1	RMS	825.588	5.67	30	Pass	401



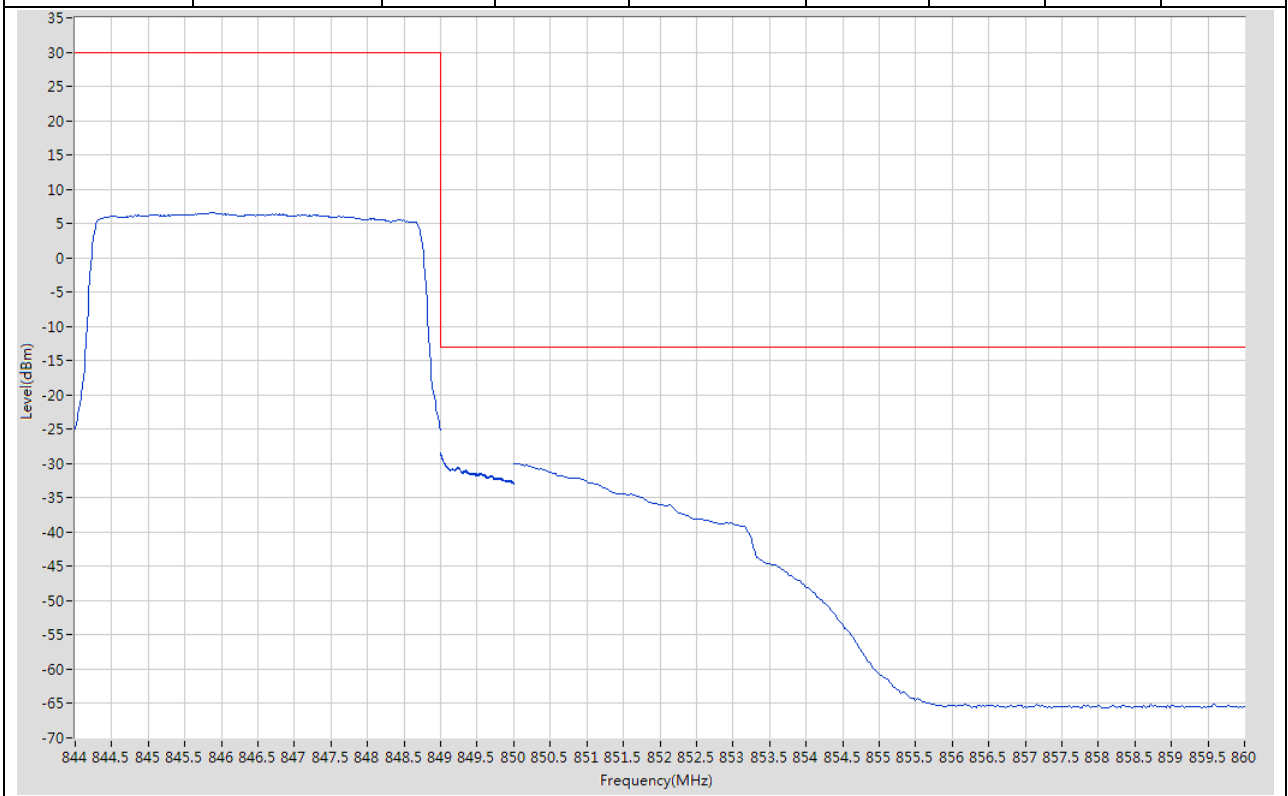
**10.21. LTE Band Edge(NTNV)(Subtest:21, Channel:20625, Bandwidth:5, Modulation:QPSK, RB Number: 1, RB Position:HIGH)**

Start Frequency (MHz)	Stop Frequency (MHz)	RBW (MHz)	Detector	Frequency (MHz)	Power (dBm)	Limit (dBm)	Verdict	Sweep Point
844	849	0.1	RMS	848.65	20.89	30	Pass	401
849	850	0.051	RMS	849	-19.08	-13	Pass	401
850	860	0.1	RMS	850	-42.53	-13	Pass	401



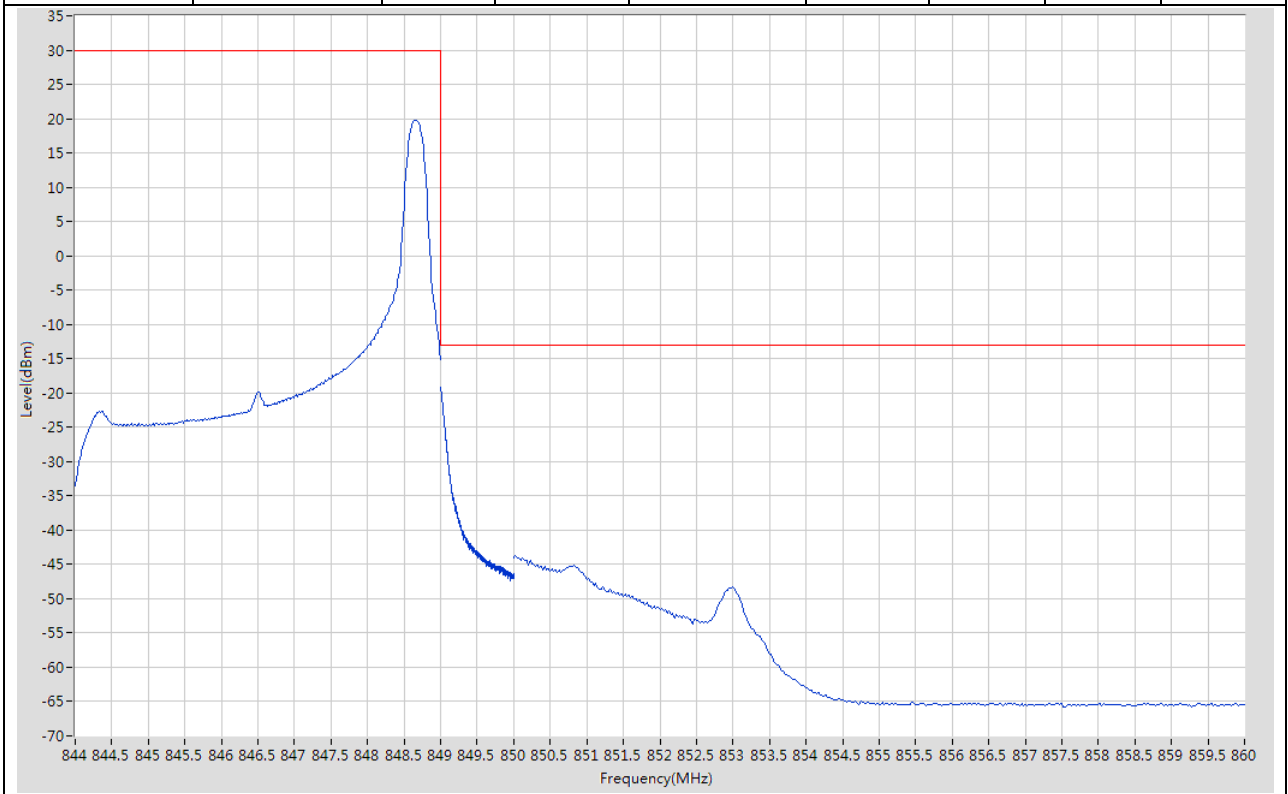
**10.22. LTE Band Edge(NTNV)(Subtest:22, Channel:20625, Bandwidth:5, Modulation:QPSK, RB Number: 25, RB Position:HIGH)**

Start Frequency (MHz)	Stop Frequency (MHz)	RBW (MHz)	Detector	Frequency (MHz)	Power (dBm)	Limit (dBm)	Verdict	Sweep Point
844	849	0.1	RMS	845.85	6.61	30	Pass	401
849	850	0.051	RMS	849.003	-28.49	-13	Pass	401
850	860	0.1	RMS	850	-29.97	-13	Pass	401



**10.23. LTE Band Edge(NTNV)(Subtest:23, Channel:20625, Bandwidth:5, Modulation:Q16, RB Number: 1, RB Position:HIGH)**

Start Frequency (MHz)	Stop Frequency (MHz)	RBW (MHz)	Detector	Frequency (MHz)	Power (dBm)	Limit (dBm)	Verdict	Sweep Point
844	849	0.1	RMS	848.663	19.82	30	Pass	401
849	850	0.051	RMS	849	-19.2	-13	Pass	401
850	860	0.1	RMS	850.025	-43.78	-13	Pass	401



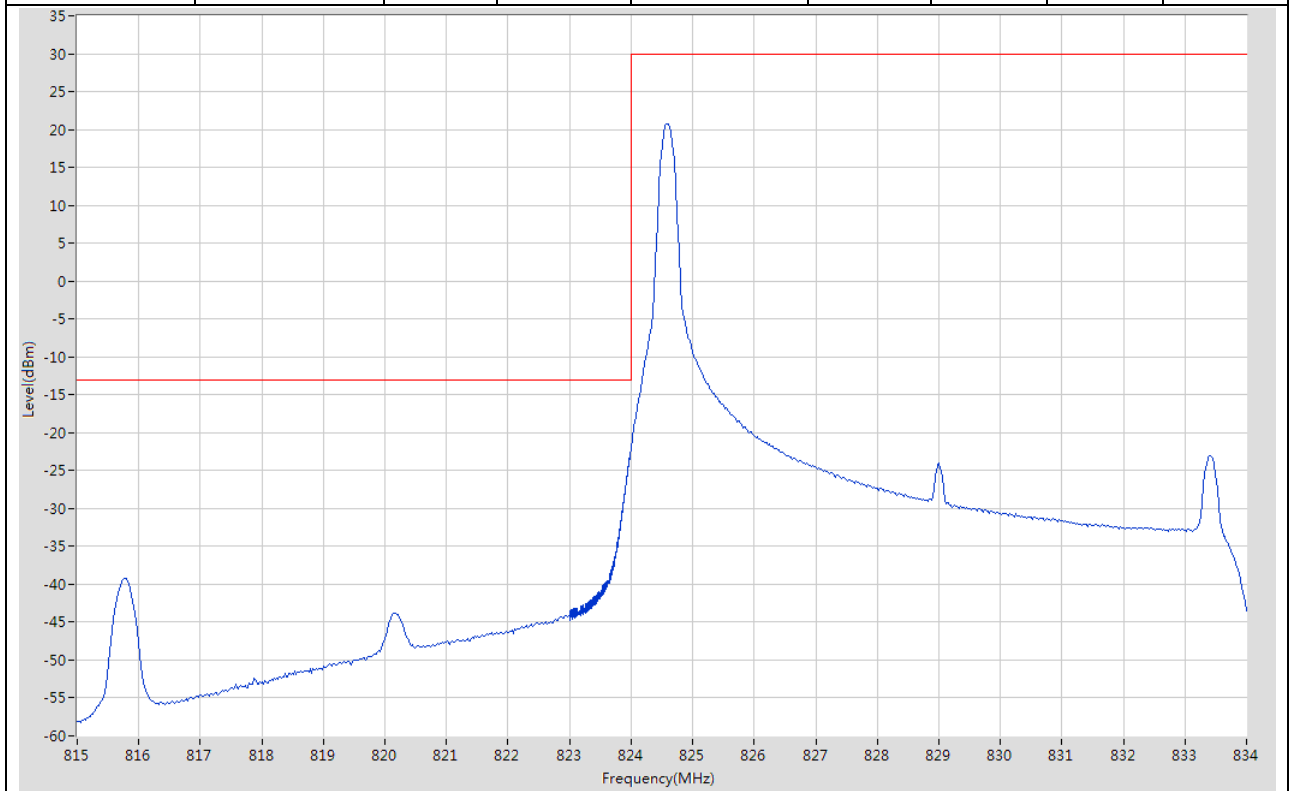
**10.24. LTE Band Edge(NTNV)(Subtest:24, Channel:20625, Bandwidth:5, Modulation:Q16, RB Number: 25, RB Position:HIGH)**

Start Frequency (MHz)	Stop Frequency (MHz)	RBW (MHz)	Detector	Frequency (MHz)	Power (dBm)	Limit (dBm)	Verdict	Sweep Point
844	849	0.1	RMS	846.275	5.7	30	Pass	401
849	850	0.051	RMS	849	-29.69	-13	Pass	401
850	860	0.1	RMS	850.05	-31.12	-13	Pass	401



**10.25. LTE Band Edge(NTNV)(Subtest:25, Channel:20450, Bandwidth:10, Modulation:QPSK, RB Number: 1, RB Position:LOW)**

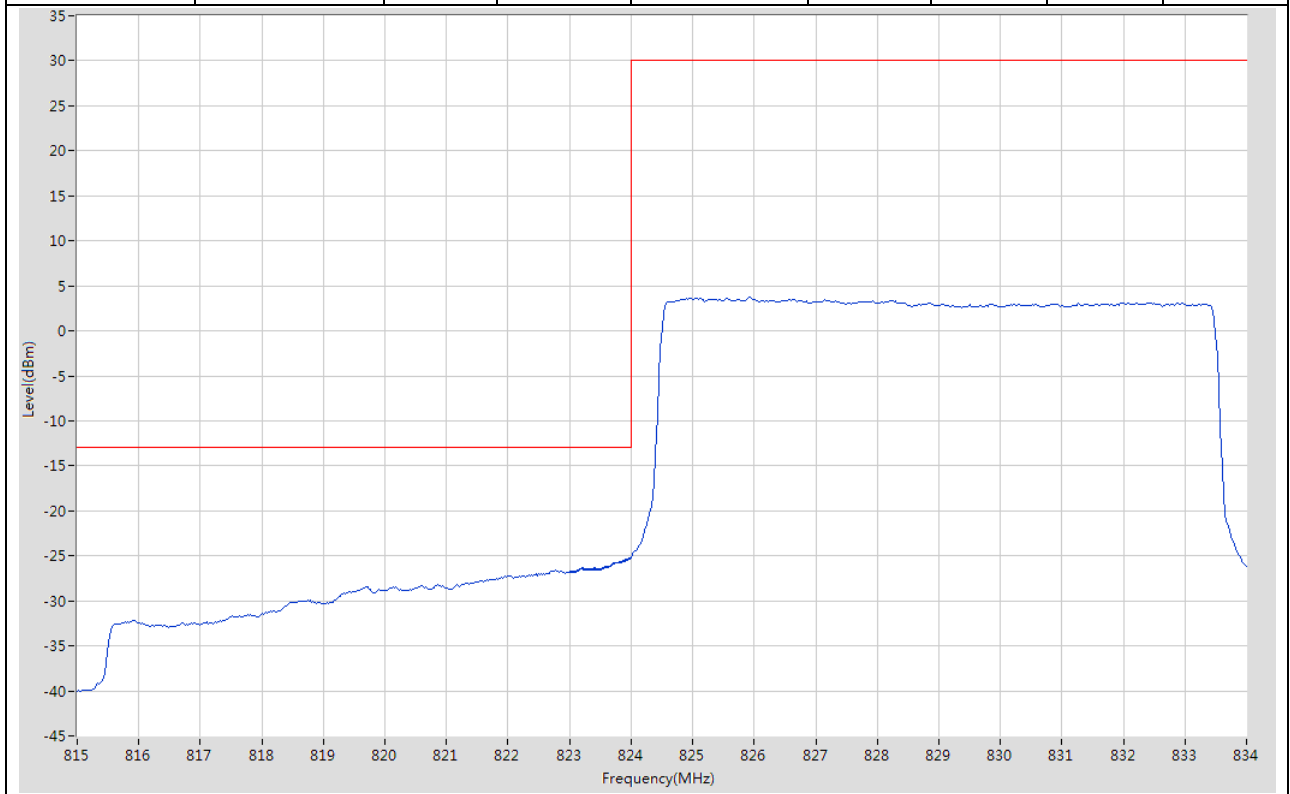
Start Frequency (MHz)	Stop Frequency (MHz)	RBW (MHz)	Detector	Frequency (MHz)	Power (dBm)	Limit (dBm)	Verdict	Sweep Point
815	823	0.1	RMS	815.78	-39.17	-13	Pass	401
823	824	0.1	RMS	824	-22.02	-13	Pass	401
824	834	0.1	RMS	824.6	20.73	30	Pass	401





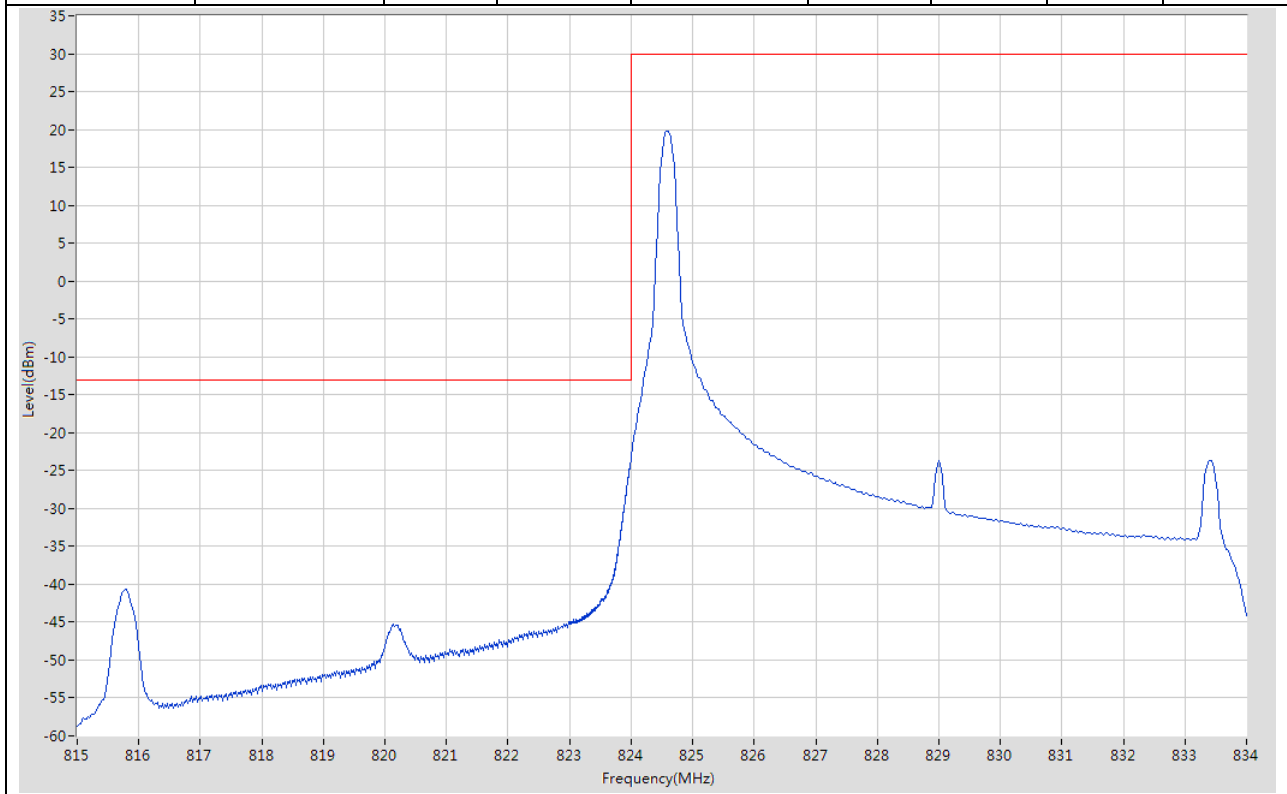
**10.26. LTE Band Edge(NTNV)(Subtest:26, Channel:20450, Bandwidth:10, Modulation:QPSK, RB Number: 50, RB Position:LOW)**

Start Frequency (MHz)	Stop Frequency (MHz)	RBW (MHz)	Detector	Frequency (MHz)	Power (dBm)	Limit (dBm)	Verdict	Sweep Point
815	823	0.1	RMS	822.78	-26.62	-13	Pass	401
823	824	0.1	RMS	824	-25.11	-13	Pass	401
824	834	0.1	RMS	825.925	3.69	30	Pass	401



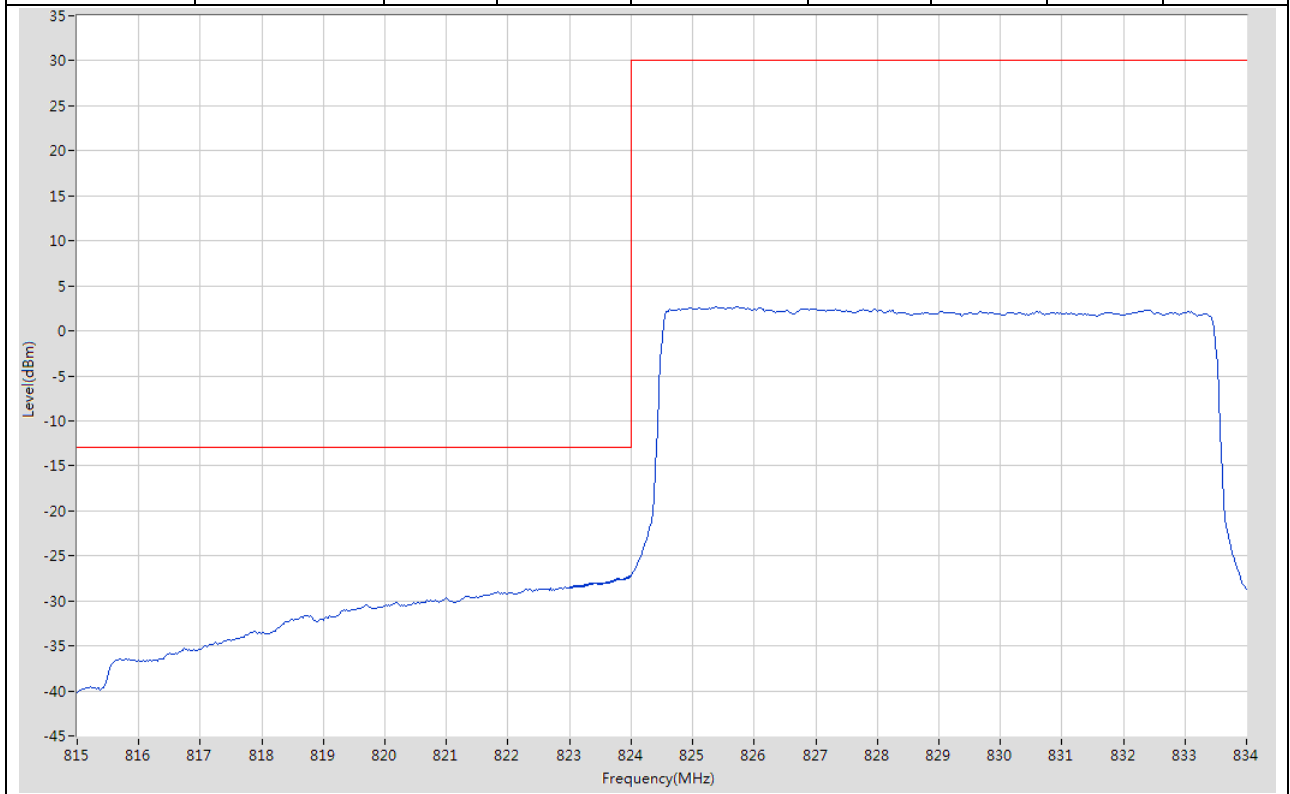
**10.27. LTE Band Edge(NTNV)(Subtest:27, Channel:20450, Bandwidth:10, Modulation:Q16, RB Number: 1, RB Position:LOW)**

Start Frequency (MHz)	Stop Frequency (MHz)	RBW (MHz)	Detector	Frequency (MHz)	Power (dBm)	Limit (dBm)	Verdict	Sweep Point
815	823	0.1	RMS	815.8	-40.6	-13	Pass	401
823	824	0.1	RMS	823.998	-23.45	-13	Pass	401
824	834	0.1	RMS	824.6	19.77	30	Pass	401



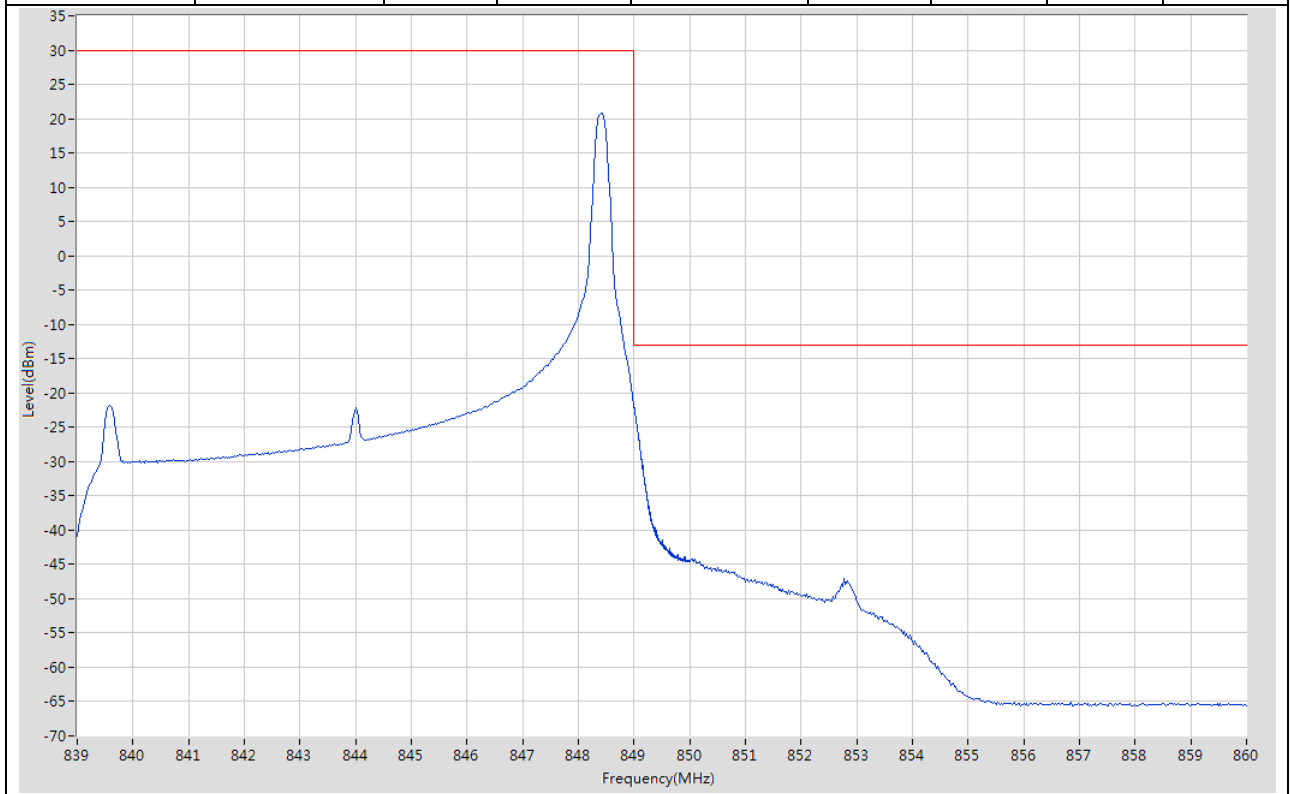
**10.28. LTE Band Edge(NTNV)(Subtest:28, Channel:20450, Bandwidth:10, Modulation:Q16, RB Number: 50, RB Position:LOW)**

Start Frequency (MHz)	Stop Frequency (MHz)	RBW (MHz)	Detector	Frequency (MHz)	Power (dBm)	Limit (dBm)	Verdict	Sweep Point
815	823	0.1	RMS	822.92	-28.49	-13	Pass	401
823	824	0.1	RMS	823.993	-27.15	-13	Pass	401
824	834	0.1	RMS	825.725	2.69	30	Pass	401



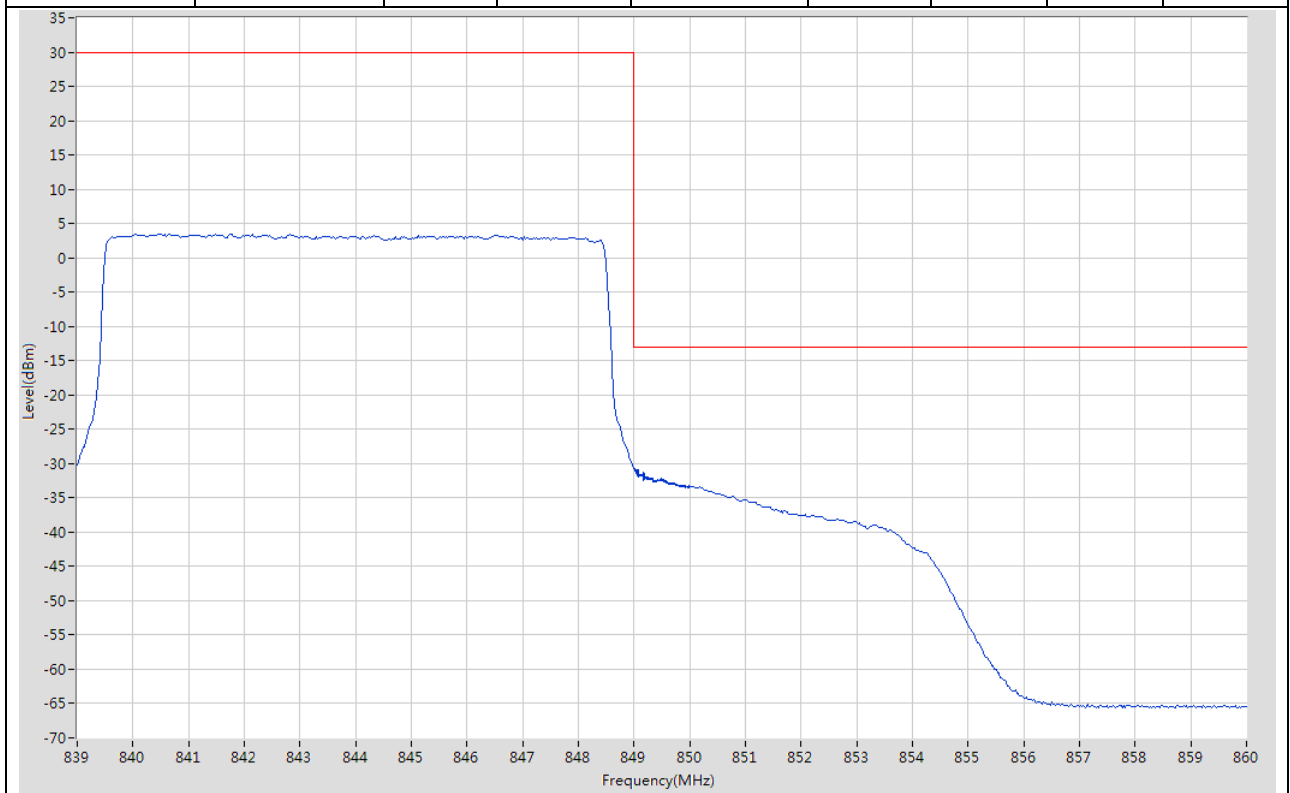
**10.29. LTE Band Edge(NTNV)(Subtest:29, Channel:20600, Bandwidth:10, Modulation:QPSK, RB Number: 1, RB Position:HIGH)**

Start Frequency (MHz)	Stop Frequency (MHz)	RBW (MHz)	Detector	Frequency (MHz)	Power (dBm)	Limit (dBm)	Verdict	Sweep Point
839	849	0.1	RMS	848.4	20.8	30	Pass	401
849	850	0.1	RMS	849	-21.77	-13	Pass	401
850	860	0.1	RMS	850.05	-44.19	-13	Pass	401



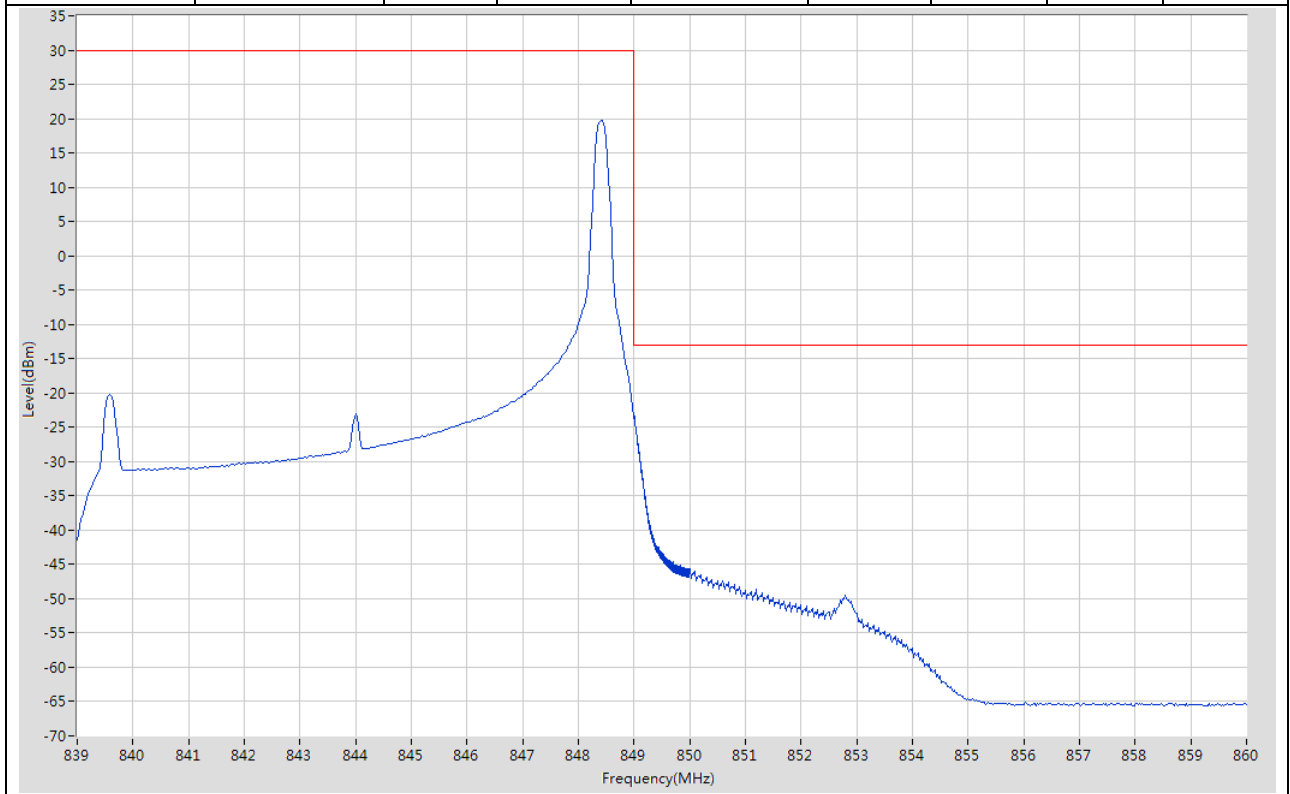
**10.30. LTE Band Edge(NTNV)(Subtest:30, Channel:20600, Bandwidth:10, Modulation:QPSK, RB Number: 50, RB Position:HIGH)**

Start Frequency (MHz)	Stop Frequency (MHz)	RBW (MHz)	Detector	Frequency (MHz)	Power (dBm)	Limit (dBm)	Verdict	Sweep Point
839	849	0.1	RMS	840.575	3.44	30	Pass	401
849	850	0.1	RMS	849.003	-30.73	-13	Pass	401
850	860	0.1	RMS	850.075	-33.33	-13	Pass	401



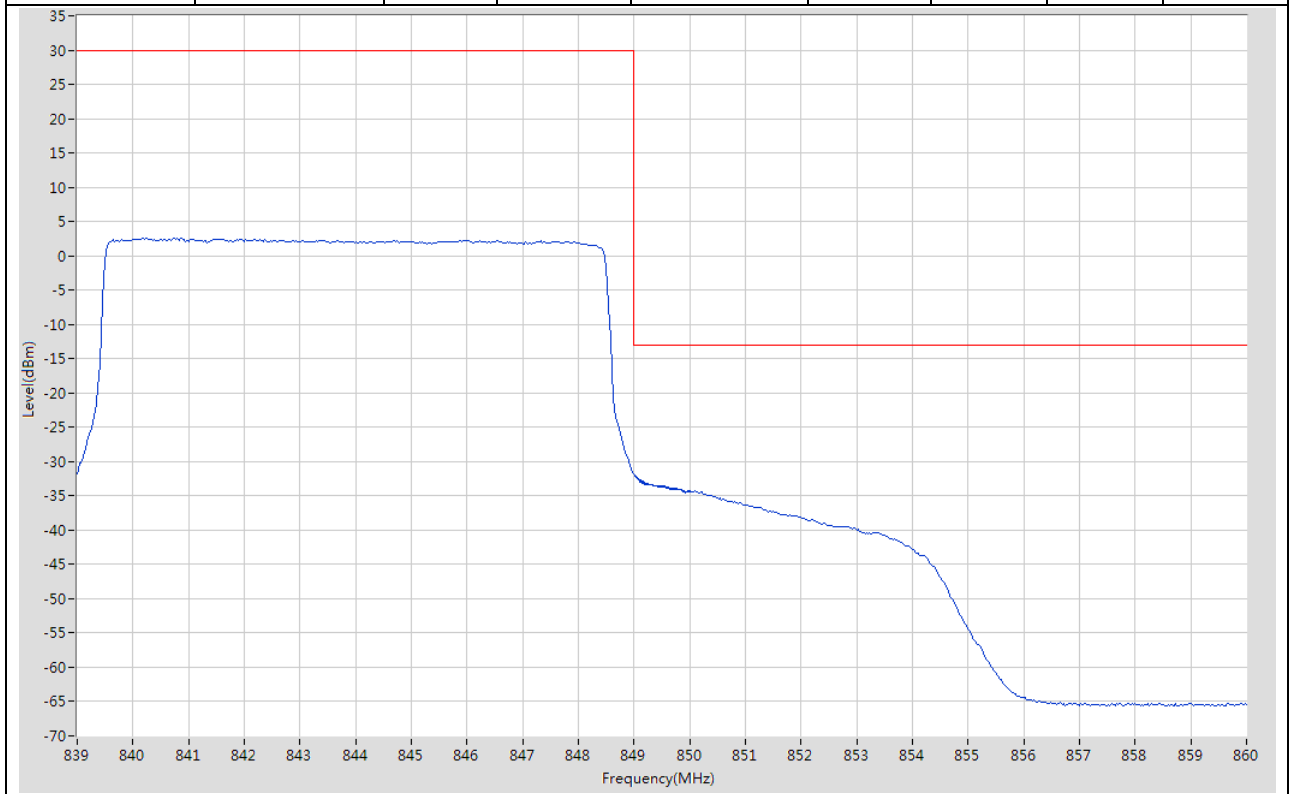
**10.31. LTE Band Edge(NTNV)(Subtest:31, Channel:20600, Bandwidth:10, Modulation:Q16, RB Number: 1, RB Position:HIGH)**

Start Frequency (MHz)	Stop Frequency (MHz)	RBW (MHz)	Detector	Frequency (MHz)	Power (dBm)	Limit (dBm)	Verdict	Sweep Point
839	849	0.1	RMS	848.4	19.78	30	Pass	401
849	850	0.1	RMS	849	-23.25	-13	Pass	401
850	860	0.1	RMS	850	-45.66	-13	Pass	401



**10.32. LTE Band Edge(NTNV)(Subtest:32, Channel:20600, Bandwidth:10, Modulation:Q16, RB Number: 50, RB Position:HIGH)**

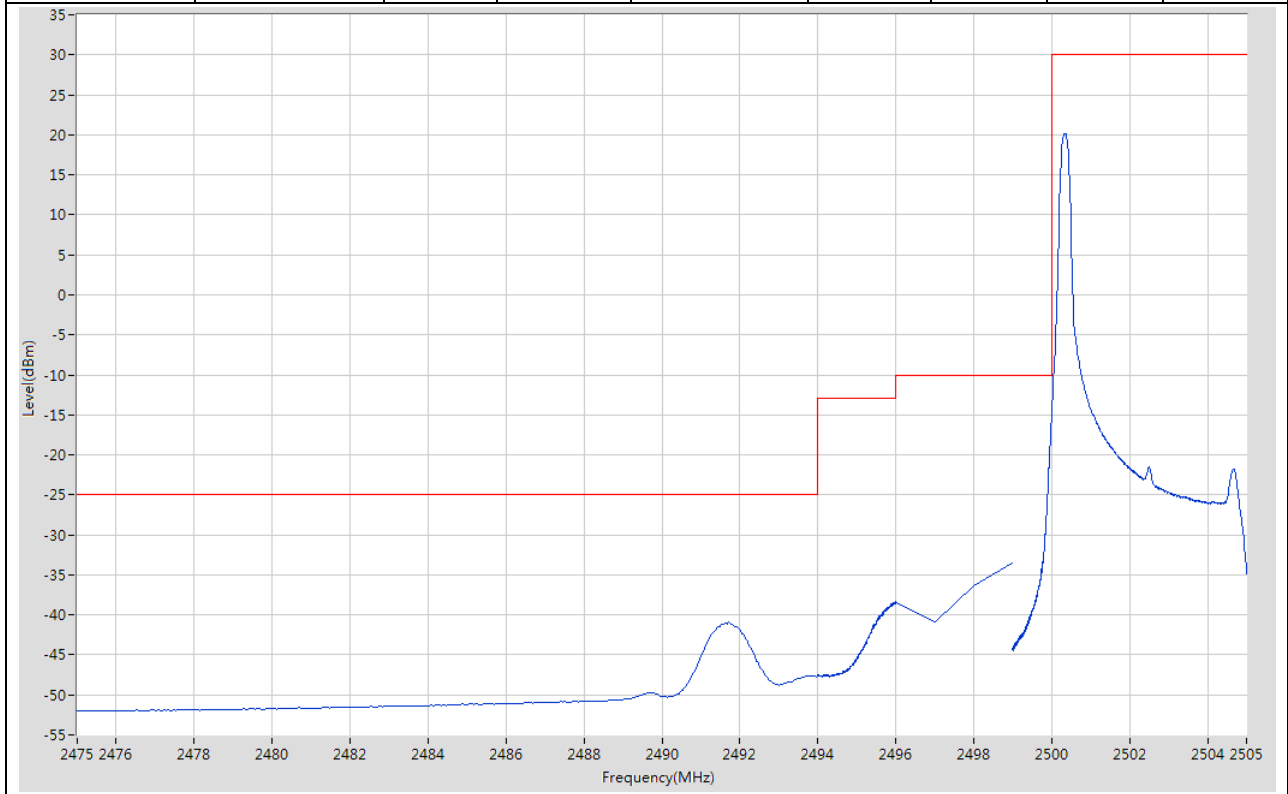
Start Frequency (MHz)	Stop Frequency (MHz)	RBW (MHz)	Detector	Frequency (MHz)	Power (dBm)	Limit (dBm)	Verdict	Sweep Point
839	849	0.1	RMS	840.725	2.63	30	Pass	401
849	850	0.1	RMS	849.003	-31.81	-13	Pass	401
850	860	0.1	RMS	850.1	-34.23	-13	Pass	401



## 11. LTE\_Band7

### 11.1. LTE Band Edge(NTNV)(Subtest:1, Channel:20775, Bandwidth:5, Modulation:QPSK, RB Number: 1, RB Position:LOW)

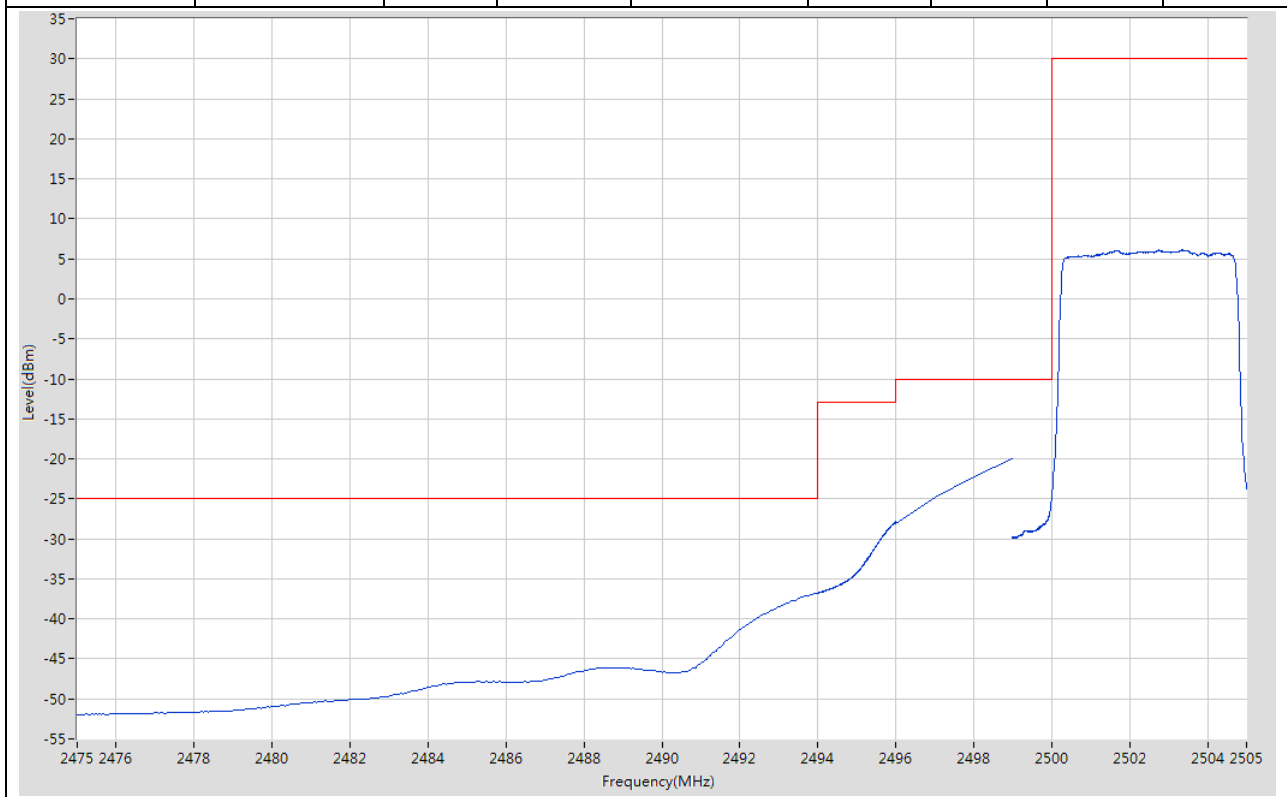
Start Frequency (MHz)	Stop Frequency (MHz)	RBW (MHz)	Detector	Frequency (MHz)	Power (dBm)	Limit (dBm)	Verdict	Sweep Point
2475	2494	1	RMS	2491.72	-40.89	-25	Pass	401
2494	2496	1	RMS	2495.995	-38.32	-13	Pass	401
2496	2499	1	RMS	2499	-33.52	-10	Pass	4
2499	2500	0.1	RMS	2500	-15.03	-10	Pass	401
2500	2505	0.1	RMS	2500.338	20.2	30	Pass	401





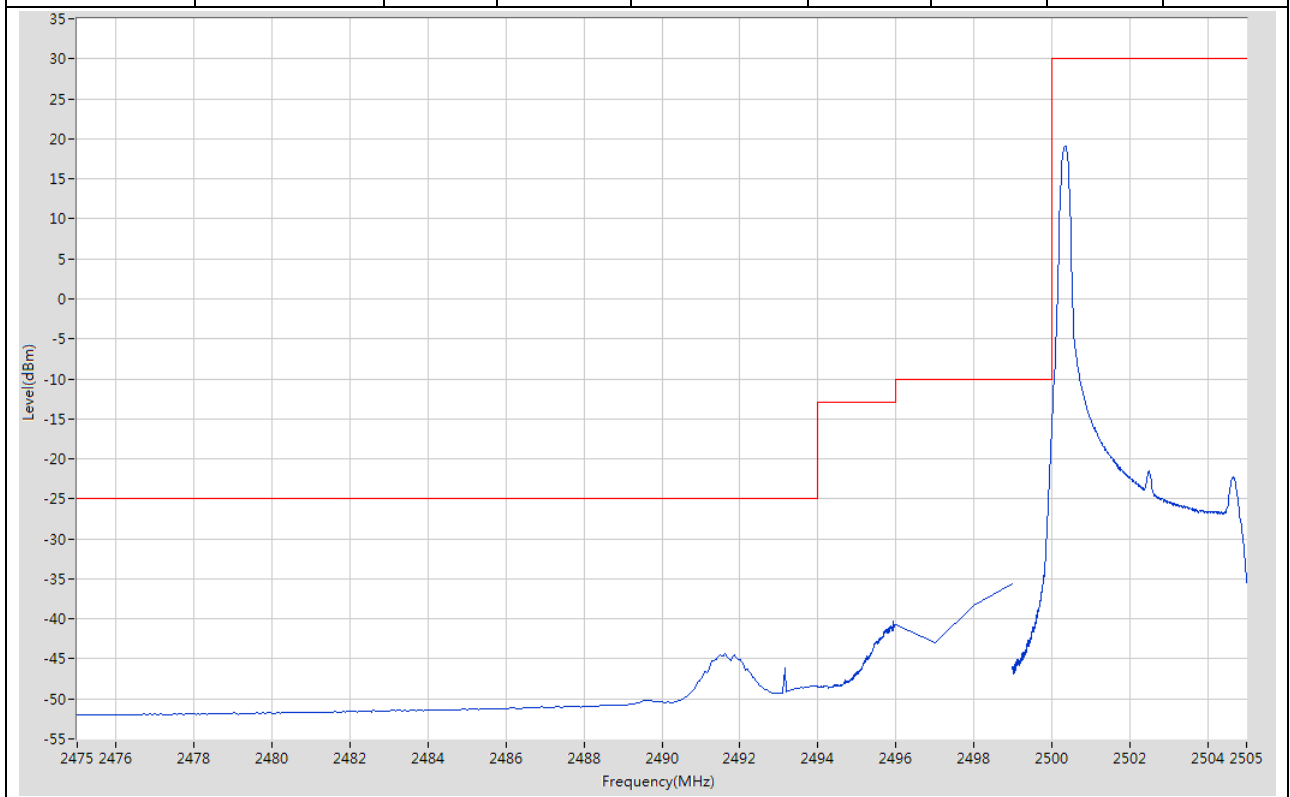
**11.2. LTE Band Edge(NTNV)(Subtest:2, Channel:20775, Bandwidth:5, Modulation:QPSK, RB Number: 25, RB Position:LOW)**

Start Frequency (MHz)	Stop Frequency (MHz)	RBW (MHz)	Detector	Frequency (MHz)	Power (dBm)	Limit (dBm)	Verdict	Sweep Point
2475	2494	1	RMS	2494	-36.75	-25	Pass	401
2494	2496	1	RMS	2496	-27.82	-13	Pass	401
2496	2499	1	RMS	2499	-20.02	-10	Pass	4
2499	2500	0.1	RMS	2500	-24.82	-10	Pass	401
2500	2505	0.1	RMS	2503.375	6.12	30	Pass	401



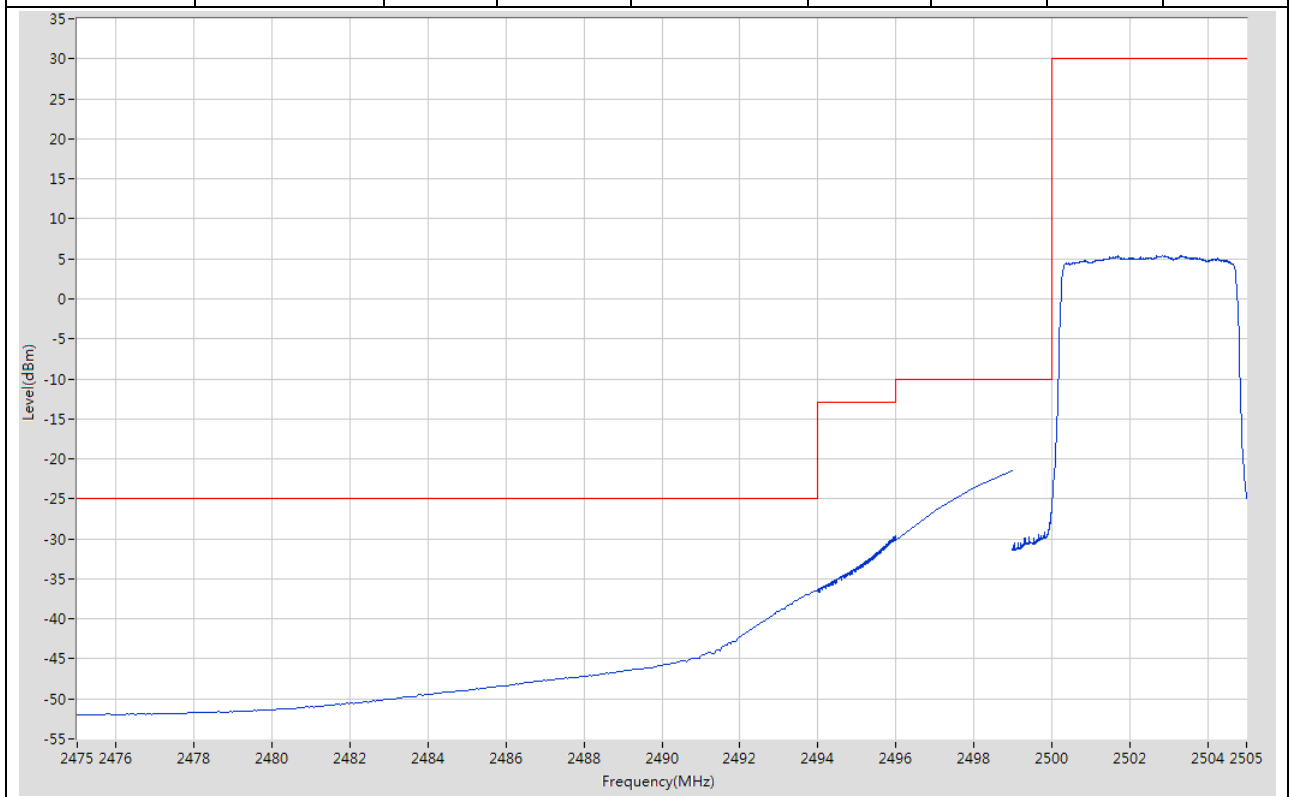
**11.3. LTE Band Edge(NTNV)(Subtest:3, Channel:20775, Bandwidth:5, Modulation:Q16, RB Number: 1, RB Position:LOW)**

Start Frequency (MHz)	Stop Frequency (MHz)	RBW (MHz)	Detector	Frequency (MHz)	Power (dBm)	Limit (dBm)	Verdict	Sweep Point
2475	2494	1	RMS	2491.625	-44.39	-25	Pass	401
2494	2496	1	RMS	2495.94	-40.32	-13	Pass	401
2496	2499	1	RMS	2499	-35.67	-10	Pass	4
2499	2500	0.1	RMS	2500	-16.28	-10	Pass	401
2500	2505	0.1	RMS	2500.35	19.14	30	Pass	401



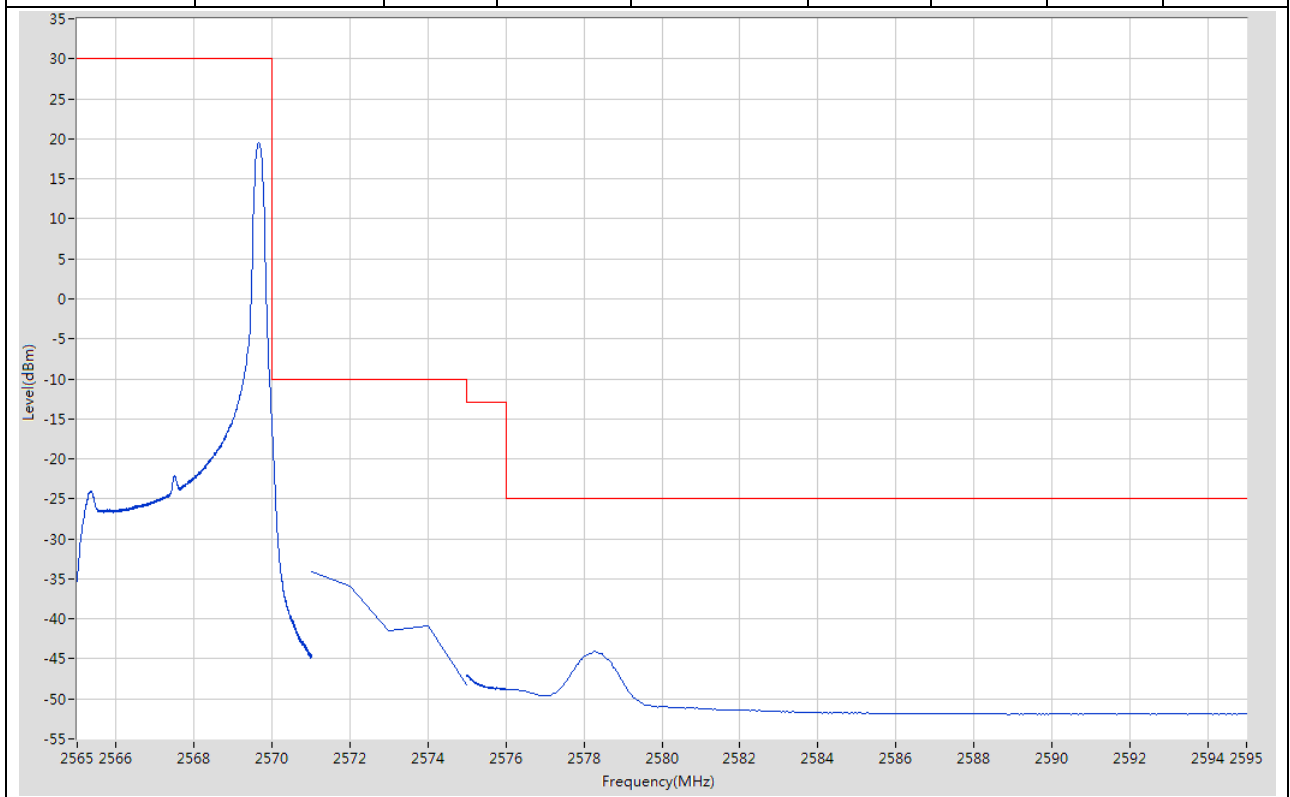
**11.4. LTE Band Edge(NTNV)(Subtest:4, Channel:20775, Bandwidth:5, Modulation:Q16, RB Number: 25, RB Position:LOW)**

Start Frequency (MHz)	Stop Frequency (MHz)	RBW (MHz)	Detector	Frequency (MHz)	Power (dBm)	Limit (dBm)	Verdict	Sweep Point
2475	2494	1	RMS	2494	-36.34	-25	Pass	401
2494	2496	1	RMS	2495.99	-29.64	-13	Pass	401
2496	2499	1	RMS	2499	-21.49	-10	Pass	4
2499	2500	0.1	RMS	2500	-26.16	-10	Pass	401
2500	2505	0.1	RMS	2503.325	5.39	30	Pass	401



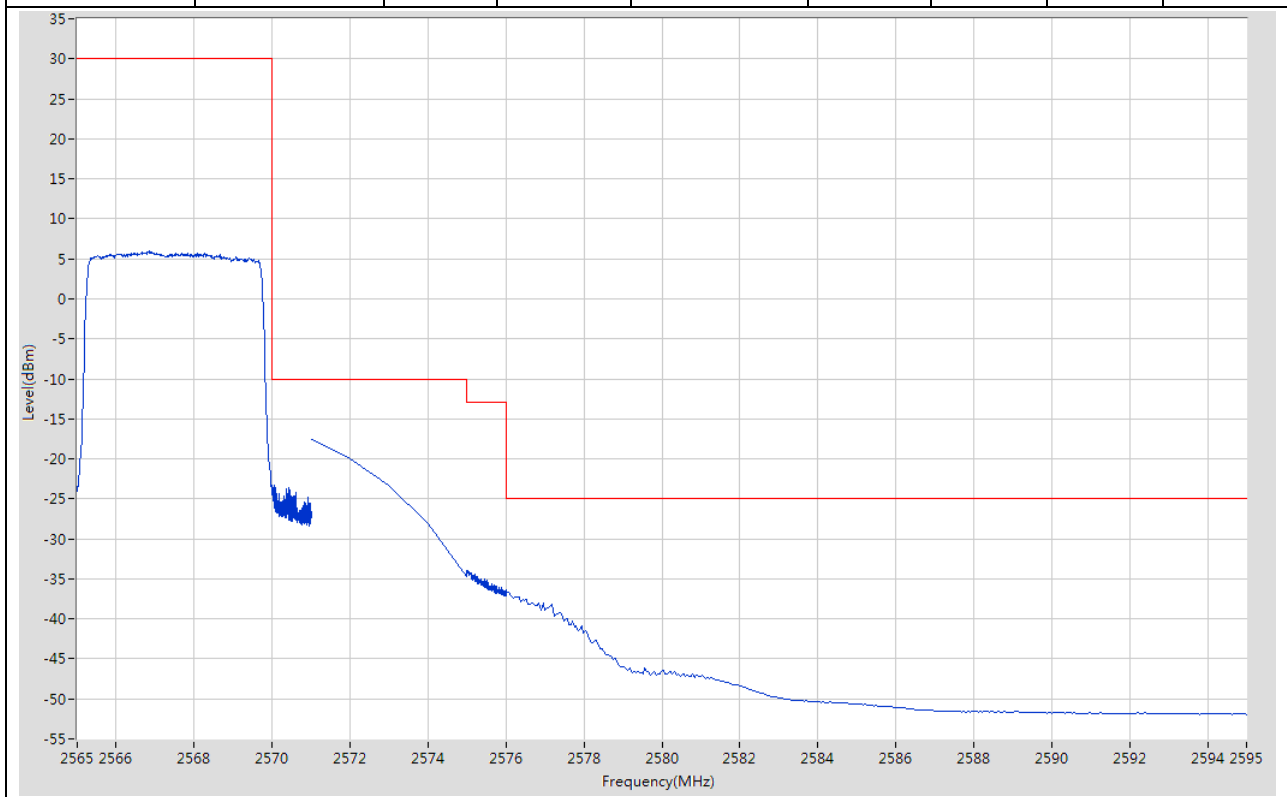
**11.5. LTE Band Edge(NTNV)(Subtest:5, Channel:21425, Bandwidth:5, Modulation:QPSK, RB Number: 1, RB Position:HIGH)**

Start Frequency (MHz)	Stop Frequency (MHz)	RBW (MHz)	Detector	Frequency (MHz)	Power (dBm)	Limit (dBm)	Verdict	Sweep Point
2565	2570	0.1	RMS	2569.65	19.46	30	Pass	401
2570	2571	0.1	RMS	2570	-16.05	-10	Pass	401
2571	2575	1	RMS	2571	-34.12	-10	Pass	5
2575	2576	1	RMS	2575.003	-46.98	-13	Pass	401
2576	2595	1	RMS	2578.28	-44.09	-25	Pass	401



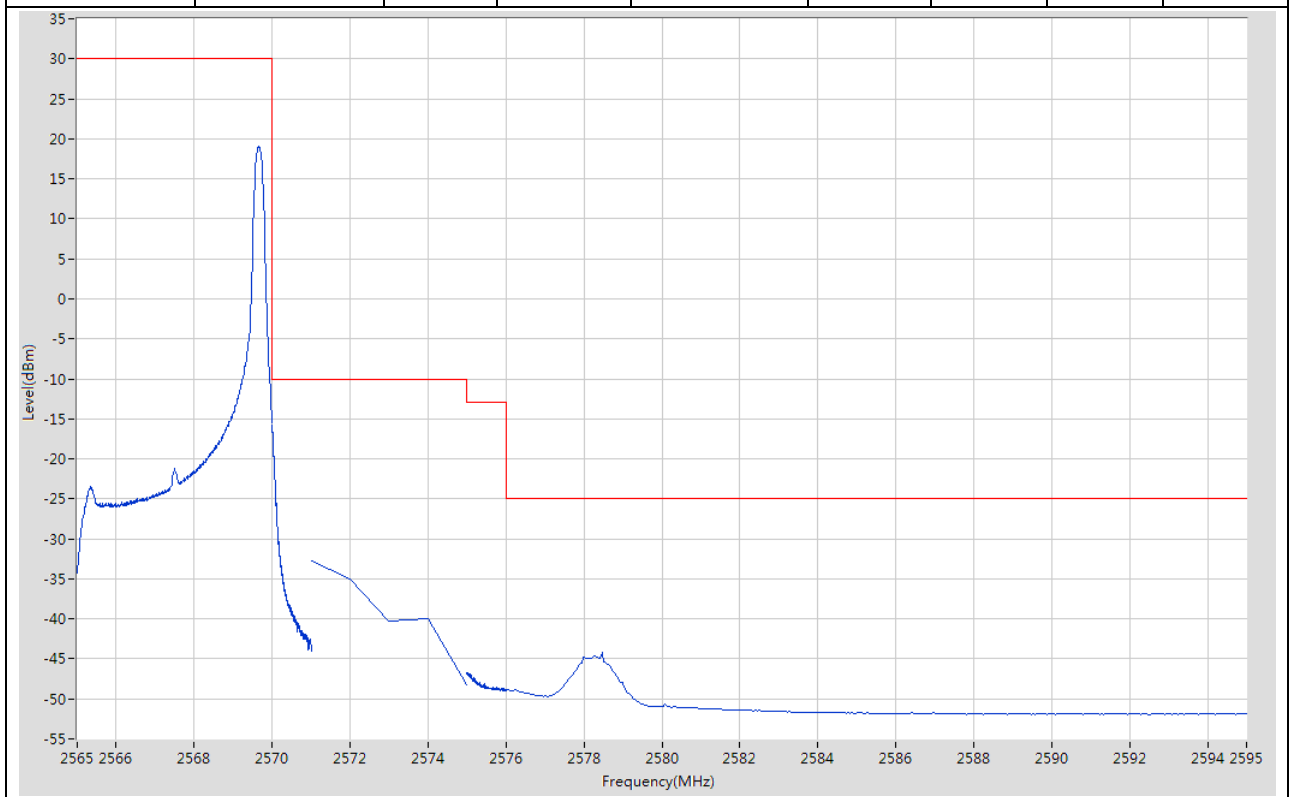
**11.6. LTE Band Edge(NTNV)(Subtest:6, Channel:21425, Bandwidth:5, Modulation:QPSK, RB Number: 25, RB Position:HIGH)**

Start Frequency (MHz)	Stop Frequency (MHz)	RBW (MHz)	Detector	Frequency (MHz)	Power (dBm)	Limit (dBm)	Verdict	Sweep Point
2565	2570	0.1	RMS	2566.85	5.94	30	Pass	401
2570	2571	0.1	RMS	2570.045	-23.27	-10	Pass	401
2571	2575	1	RMS	2571	-17.6	-10	Pass	5
2575	2576	1	RMS	2575.018	-33.99	-13	Pass	401
2576	2595	1	RMS	2576.048	-36.65	-25	Pass	401



**11.7. LTE Band Edge(NTNV)(Subtest:7, Channel:21425, Bandwidth:5, Modulation:Q16, RB Number: 1, RB Position:HIGH)**

Start Frequency (MHz)	Stop Frequency (MHz)	RBW (MHz)	Detector	Frequency (MHz)	Power (dBm)	Limit (dBm)	Verdict	Sweep Point
2565	2570	0.1	RMS	2569.65	19.05	30	Pass	401
2570	2571	0.1	RMS	2570	-15.74	-10	Pass	401
2571	2575	1	RMS	2571	-32.83	-10	Pass	5
2575	2576	1	RMS	2575	-46.7	-13	Pass	401
2576	2595	1	RMS	2578.47	-44.14	-25	Pass	401



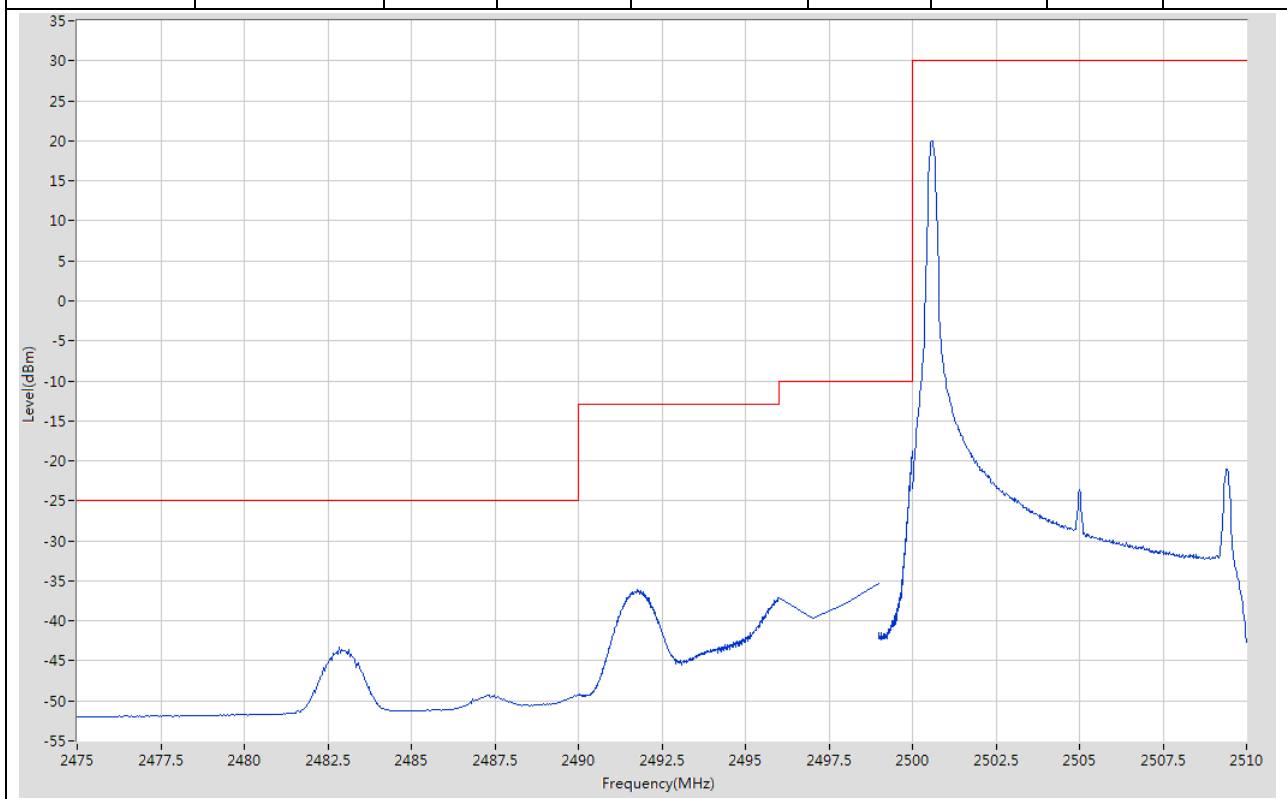
**11.8. LTE Band Edge(NTNV)(Subtest:8, Channel:21425, Bandwidth:5, Modulation:Q16, RB Number: 25, RB Position:HIGH)**

Start Frequency (MHz)	Stop Frequency (MHz)	RBW (MHz)	Detector	Frequency (MHz)	Power (dBm)	Limit (dBm)	Verdict	Sweep Point
2565	2570	0.1	RMS	2567.113	5.36	30	Pass	401
2570	2571	0.1	RMS	2570.003	-24.25	-10	Pass	401
2571	2575	1	RMS	2571	-18.09	-10	Pass	5
2575	2576	1	RMS	2575.078	-33.61	-13	Pass	401
2576	2595	1	RMS	2576	-36.45	-25	Pass	401



**11.9. LTE Band Edge(NTNV)(Subtest:9, Channel:20800, Bandwidth:10, Modulation:QPSK, RB Number: 1, RB Position:LOW)**

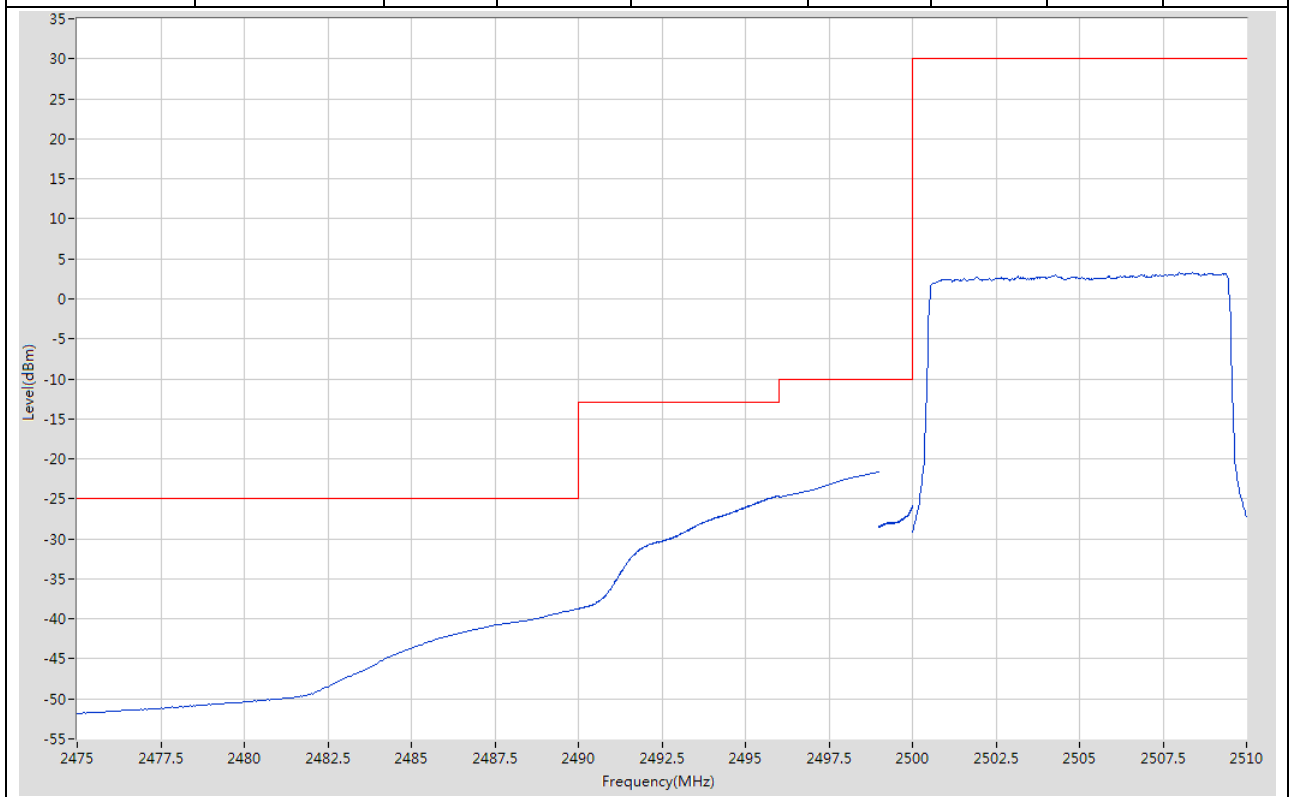
Start Frequency (MHz)	Stop Frequency (MHz)	RBW (MHz)	Detector	Frequency (MHz)	Power (dBm)	Limit (dBm)	Verdict	Sweep Point
2475	2490	1	RMS	2482.838	-43.3	-25	Pass	401
2490	2496	1	RMS	2491.755	-36.08	-13	Pass	401
2496	2499	1	RMS	2499	-35.33	-10	Pass	4
2499	2500	0.2	RMS	2499.99	-18.76	-10	Pass	401
2500	2510	0.1	RMS	2500.6	20.03	30	Pass	401





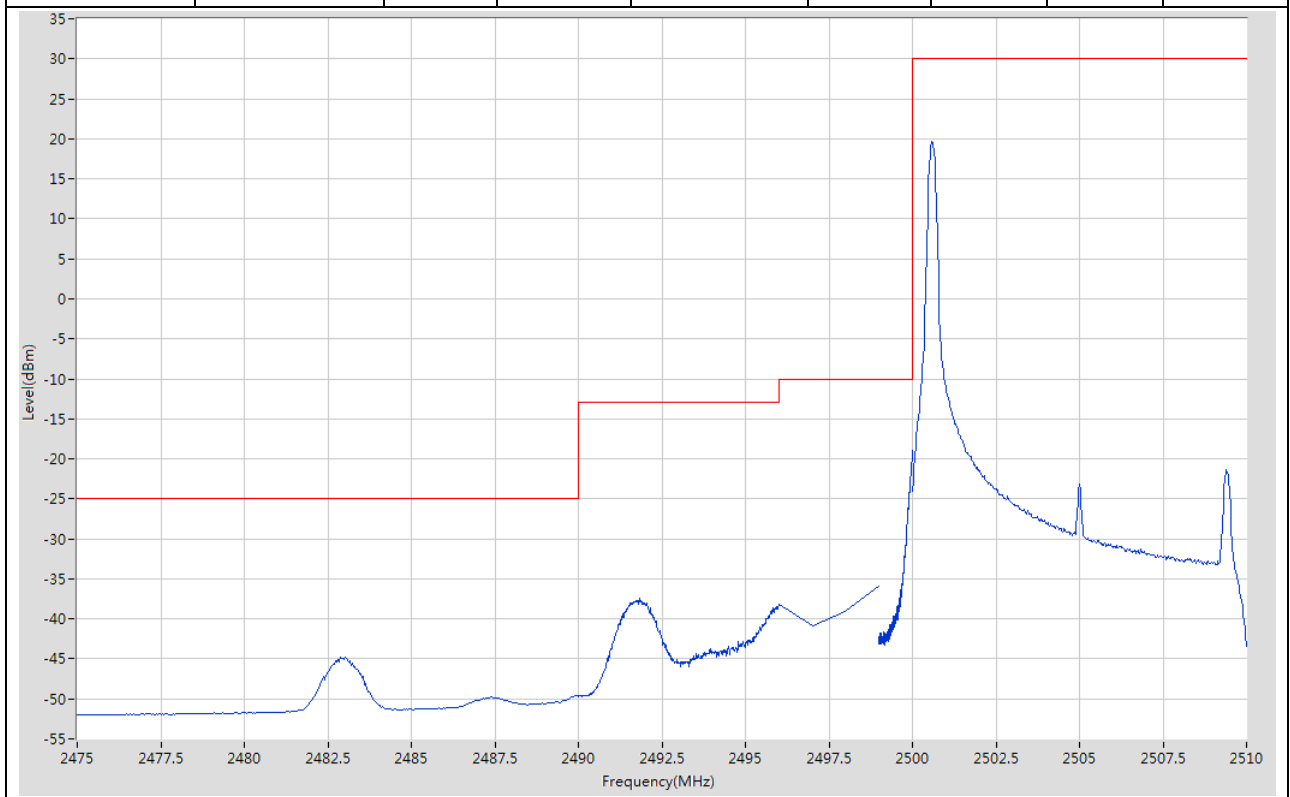
**11.10. LTE Band Edge(NTNV)(Subtest:10, Channel:20800, Bandwidth:10, Modulation:QPSK, RB Number: 50, RB Position:LOW)**

Start Frequency (MHz)	Stop Frequency (MHz)	RBW (MHz)	Detector	Frequency (MHz)	Power (dBm)	Limit (dBm)	Verdict	Sweep Point
2475	2490	1	RMS	2490	-38.73	-25	Pass	401
2490	2496	1	RMS	2495.985	-24.62	-13	Pass	401
2496	2499	1	RMS	2499	-21.64	-10	Pass	4
2499	2500	0.2	RMS	2499.995	-25.9	-10	Pass	401
2500	2510	0.1	RMS	2507.975	3.28	30	Pass	401



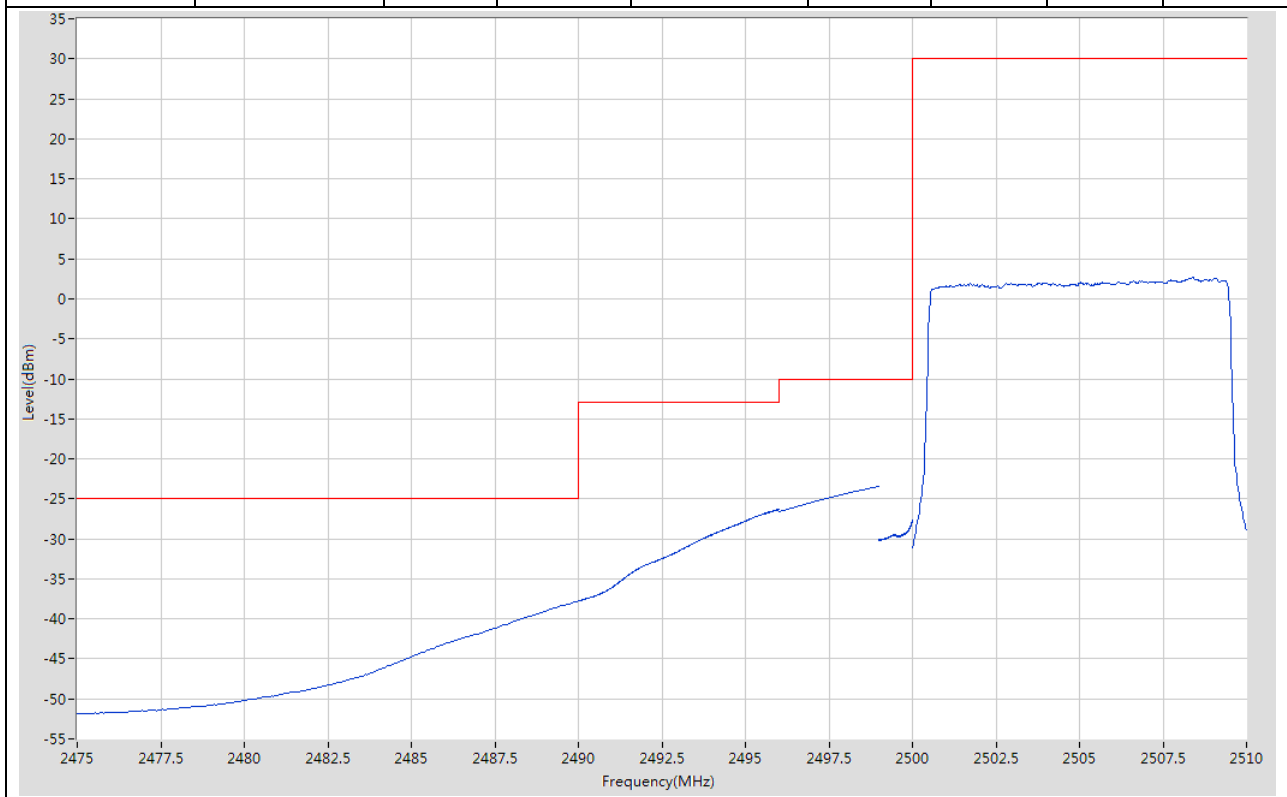
**11.11. LTE Band Edge(NTNV)(Subtest:11, Channel:20800, Bandwidth:10, Modulation:Q16, RB Number: 1, RB Position:LOW)**

Start Frequency (MHz)	Stop Frequency (MHz)	RBW (MHz)	Detector	Frequency (MHz)	Power (dBm)	Limit (dBm)	Verdict	Sweep Point
2475	2490	1	RMS	2482.875	-44.81	-25	Pass	401
2490	2496	1	RMS	2491.845	-37.39	-13	Pass	401
2496	2499	1	RMS	2499	-35.96	-10	Pass	4
2499	2500	0.2	RMS	2500	-18.93	-10	Pass	401
2500	2510	0.1	RMS	2500.575	19.61	30	Pass	401



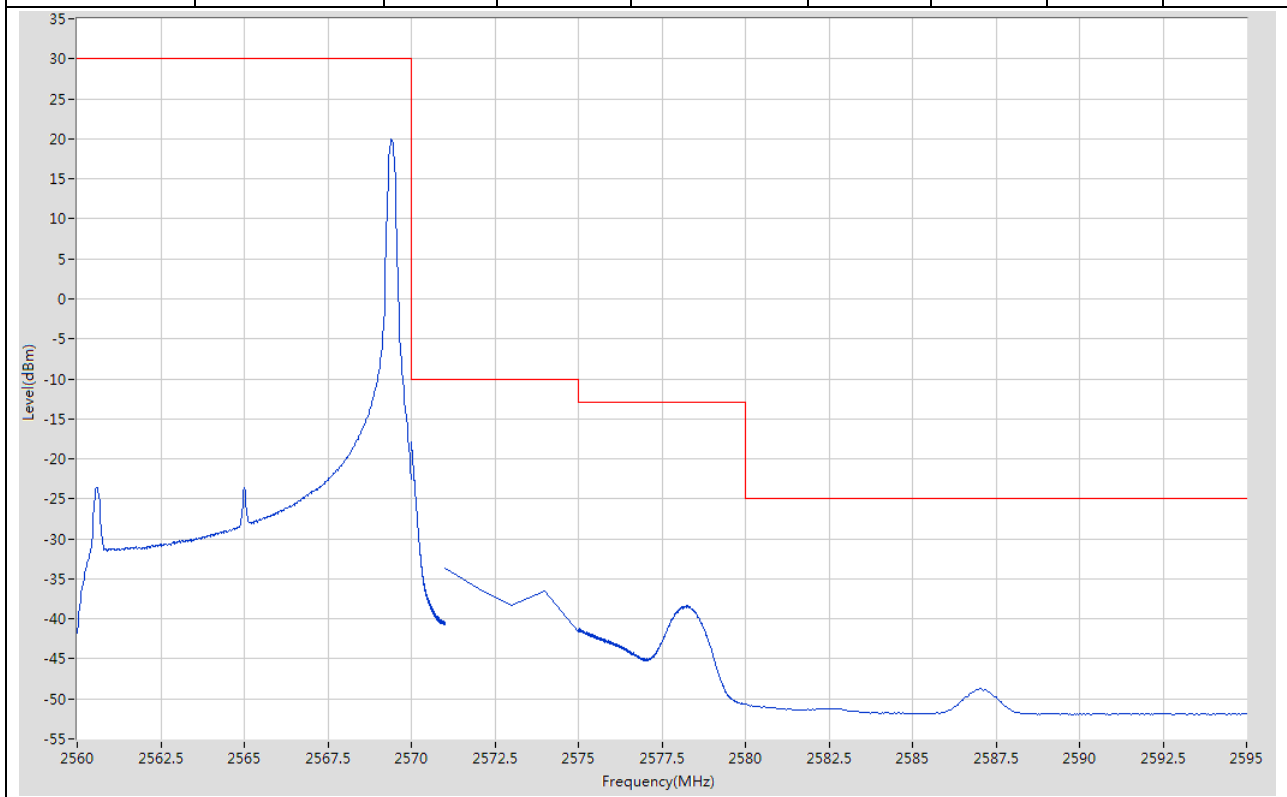
**11.12. LTE Band Edge(NTNV)(Subtest:12, Channel:20800, Bandwidth:10, Modulation:Q16, RB Number: 50, RB Position:LOW)**

Start Frequency (MHz)	Stop Frequency (MHz)	RBW (MHz)	Detector	Frequency (MHz)	Power (dBm)	Limit (dBm)	Verdict	Sweep Point
2475	2490	1	RMS	2490	-37.76	-25	Pass	401
2490	2496	1	RMS	2496	-26.29	-13	Pass	401
2496	2499	1	RMS	2499	-23.41	-10	Pass	4
2499	2500	0.2	RMS	2499.998	-27.67	-10	Pass	401
2500	2510	0.1	RMS	2508.375	2.7	30	Pass	401



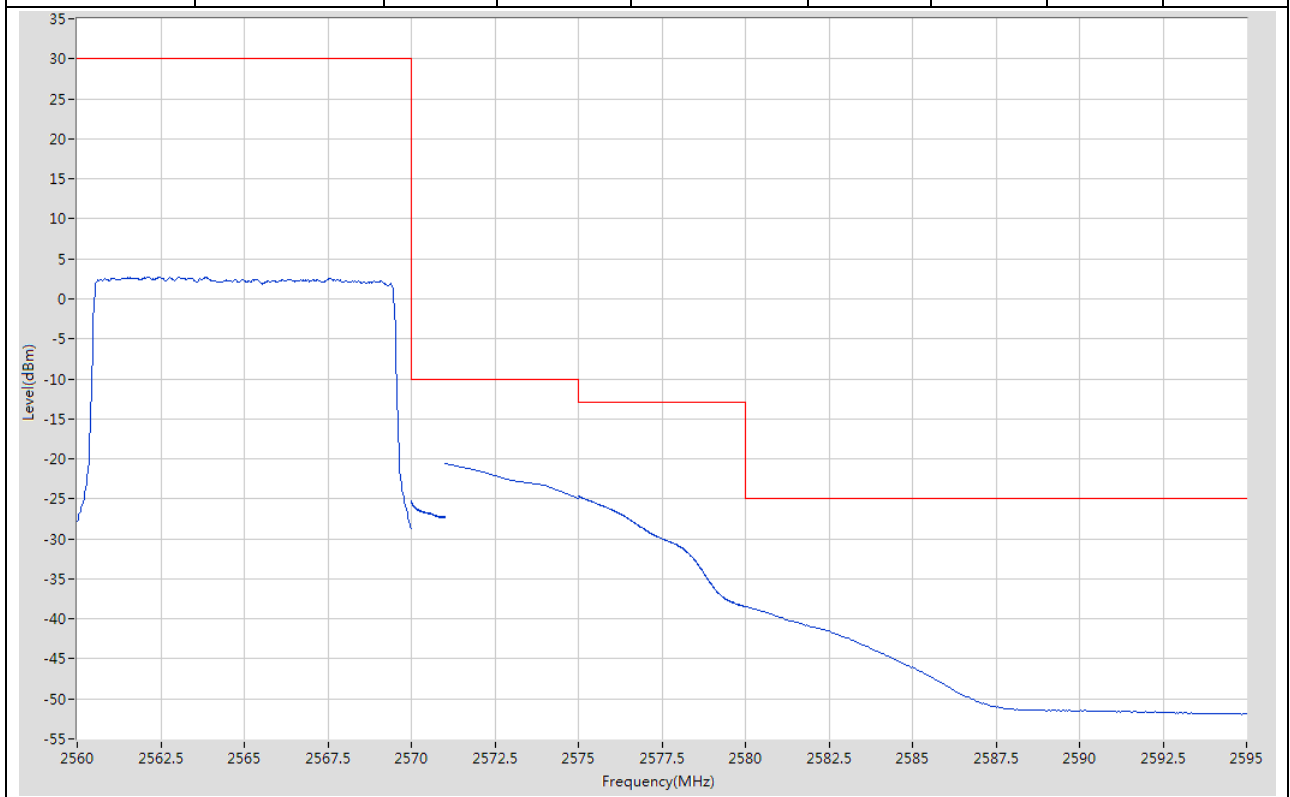
**11.13. LTE Band Edge(NTNV)(Subtest:13, Channel:21400, Bandwidth:10, Modulation:QPSK, RB Number: 1, RB Position:HIGH)**

Start Frequency (MHz)	Stop Frequency (MHz)	RBW (MHz)	Detector	Frequency (MHz)	Power (dBm)	Limit (dBm)	Verdict	Sweep Point
2560	2570	0.1	RMS	2569.4	19.92	30	Pass	401
2570	2571	0.2	RMS	2570	-17.94	-10	Pass	401
2571	2575	1	RMS	2571	-33.68	-10	Pass	5
2575	2580	1	RMS	2578.263	-38.31	-13	Pass	401
2580	2595	1	RMS	2587.05	-48.7	-25	Pass	401



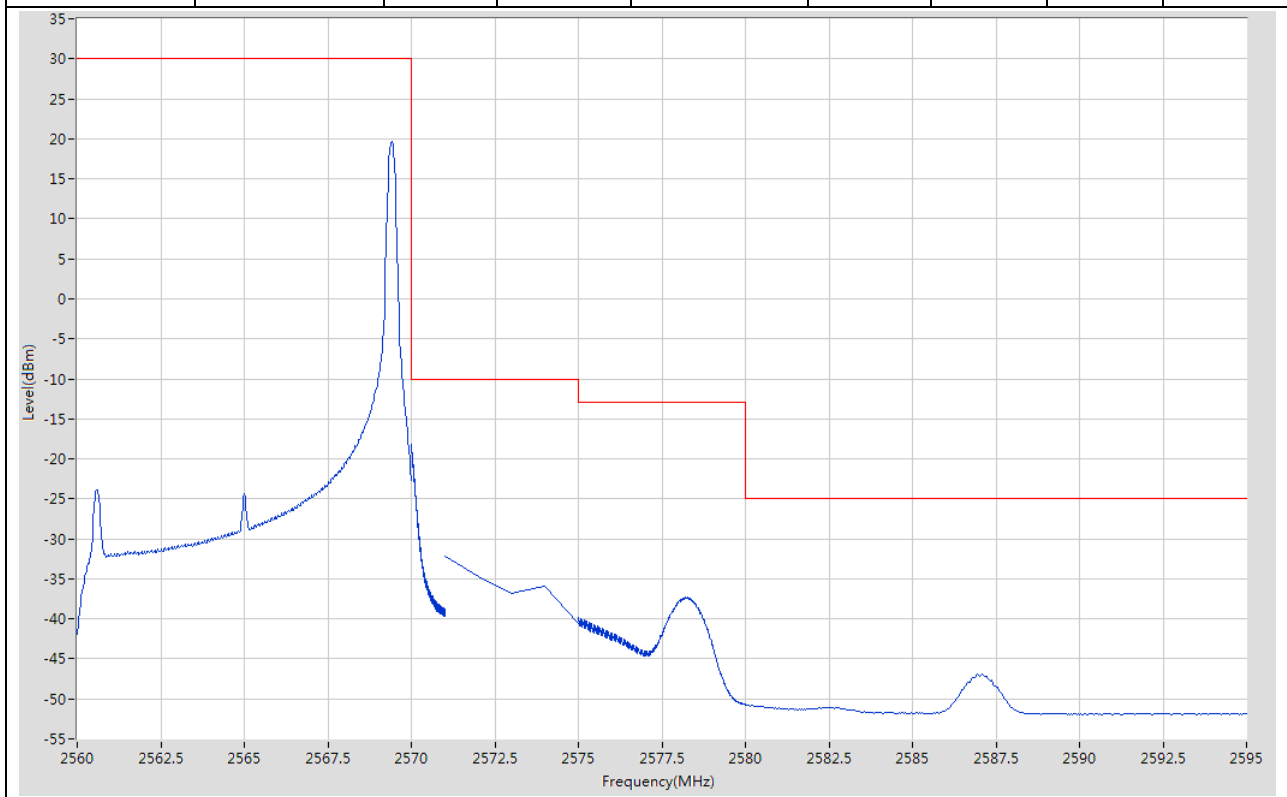
**11.14. LTE Band Edge(NTNV)(Subtest:14, Channel:21400, Bandwidth:10, Modulation:QPSK, RB Number: 50, RB Position:HIGH)**

Start Frequency (MHz)	Stop Frequency (MHz)	RBW (MHz)	Detector	Frequency (MHz)	Power (dBm)	Limit (dBm)	Verdict	Sweep Point
2560	2570	0.1	RMS	2563.825	2.73	30	Pass	401
2570	2571	0.2	RMS	2570	-25.32	-10	Pass	401
2571	2575	1	RMS	2571	-20.56	-10	Pass	5
2575	2580	1	RMS	2575.025	-24.69	-13	Pass	401
2580	2595	1	RMS	2580	-38.49	-25	Pass	401



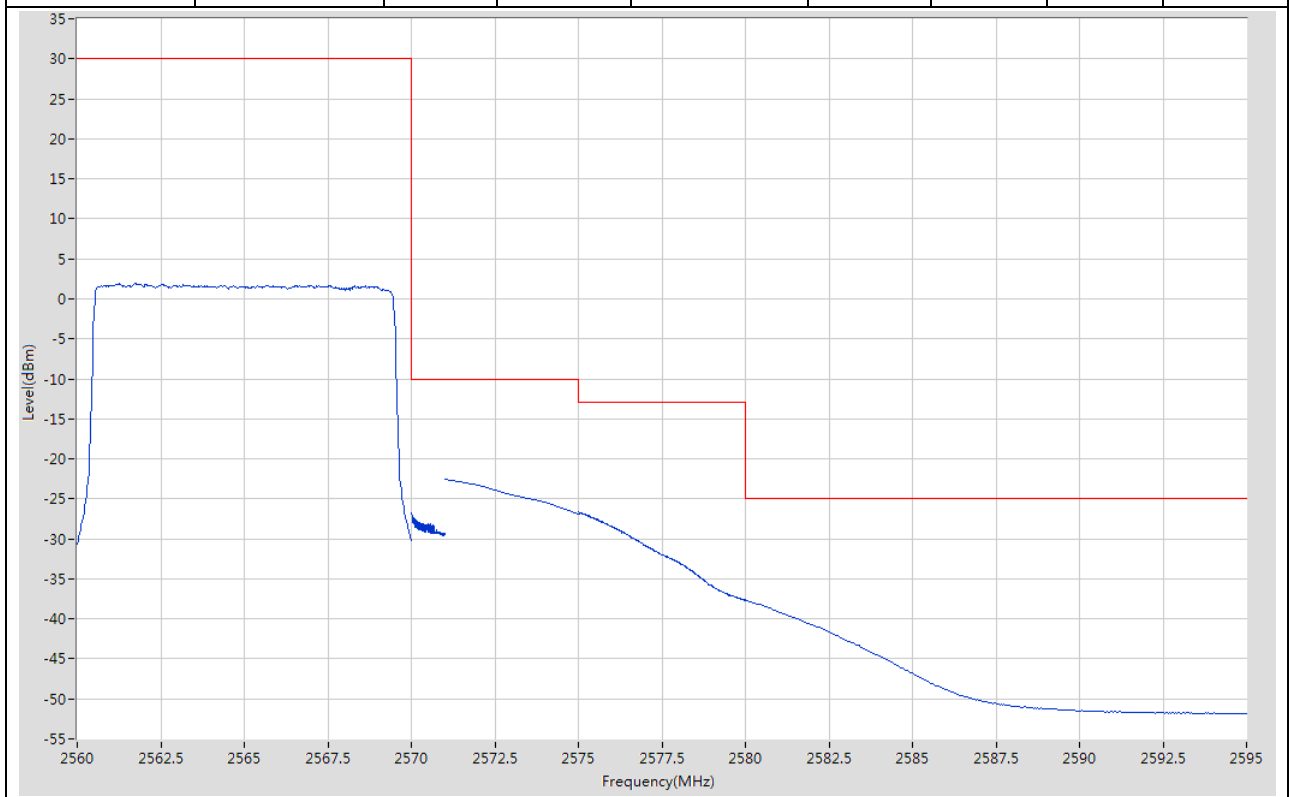
**11.15. LTE Band Edge(NTNV)(Subtest:15, Channel:21400, Bandwidth:10, Modulation:Q16, RB Number: 1, RB Position:HIGH)**

Start Frequency (MHz)	Stop Frequency (MHz)	RBW (MHz)	Detector	Frequency (MHz)	Power (dBm)	Limit (dBm)	Verdict	Sweep Point
2560	2570	0.1	RMS	2569.425	19.63	30	Pass	401
2570	2571	0.2	RMS	2570	-18.19	-10	Pass	401
2571	2575	1	RMS	2571	-32.24	-10	Pass	5
2575	2580	1	RMS	2578.263	-37.29	-13	Pass	401
2580	2595	1	RMS	2587.088	-46.85	-25	Pass	401



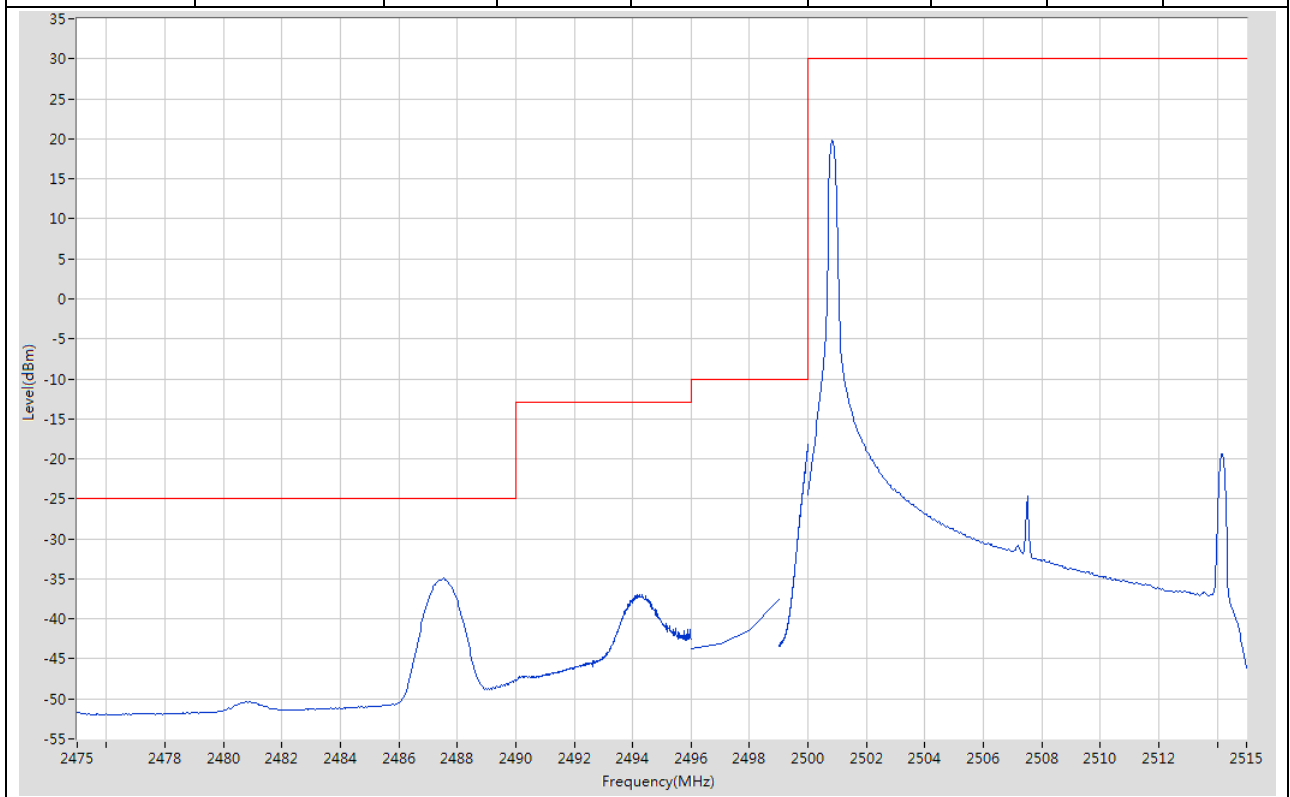
**11.16. LTE Band Edge(NTNV)(Subtest:16, Channel:21400, Bandwidth:10, Modulation:Q16, RB Number: 50, RB Position:HIGH)**

Start Frequency (MHz)	Stop Frequency (MHz)	RBW (MHz)	Detector	Frequency (MHz)	Power (dBm)	Limit (dBm)	Verdict	Sweep Point
2560	2570	0.1	RMS	2561.725	1.97	30	Pass	401
2570	2571	0.2	RMS	2570	-26.78	-10	Pass	401
2571	2575	1	RMS	2571	-22.6	-10	Pass	5
2575	2580	1	RMS	2575	-26.61	-13	Pass	401
2580	2595	1	RMS	2580	-37.65	-25	Pass	401



**11.17. LTE Band Edge(NTNV)(Subtest:17, Channel:20825, Bandwidth:15, Modulation:QPSK, RB Number: 1, RB Position:LOW)**

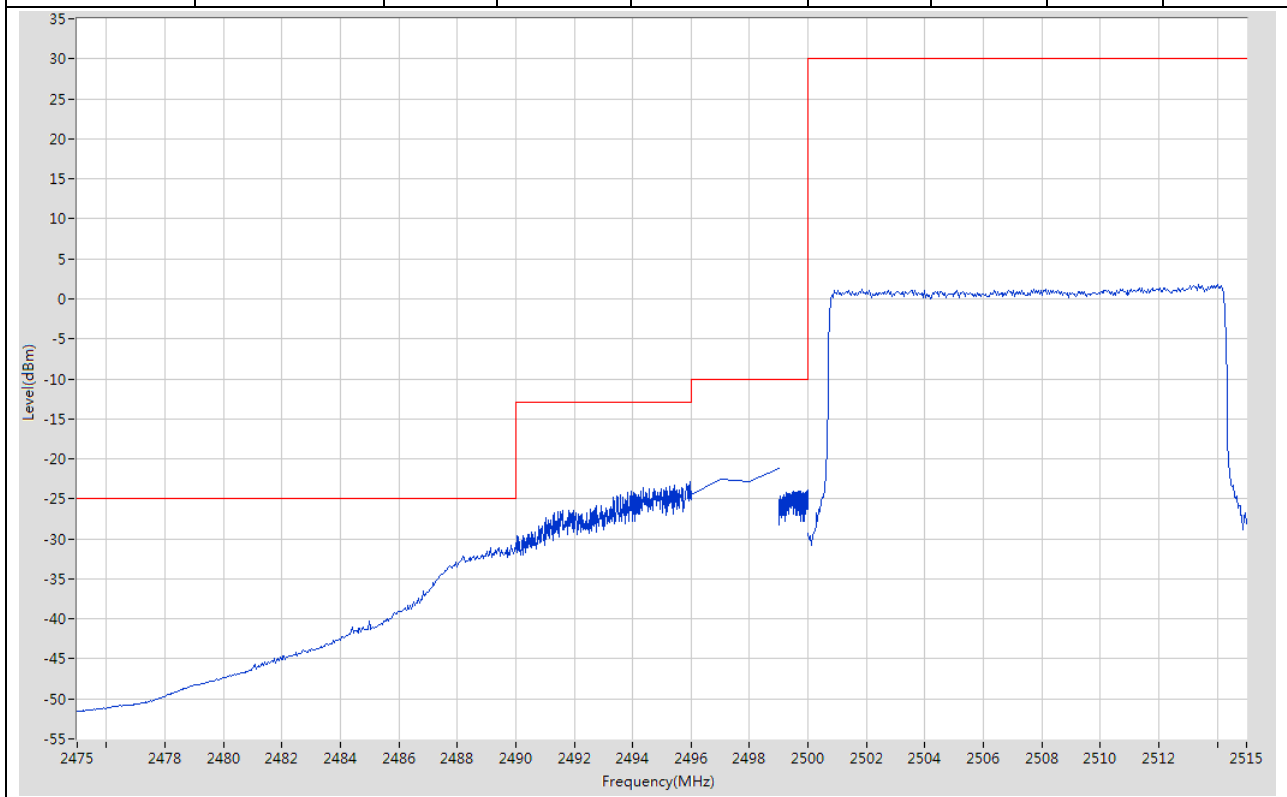
Start Frequency (MHz)	Stop Frequency (MHz)	RBW (MHz)	Detector	Frequency (MHz)	Power (dBm)	Limit (dBm)	Verdict	Sweep Point
2475	2490	1	RMS	2487.525	-34.89	-25	Pass	401
2490	2496	1	RMS	2494.245	-36.94	-13	Pass	401
2496	2499	1	RMS	2499	-37.53	-10	Pass	4
2499	2500	0.3	RMS	2500	-18.25	-10	Pass	401
2500	2515	0.1	RMS	2500.825	19.78	30	Pass	401





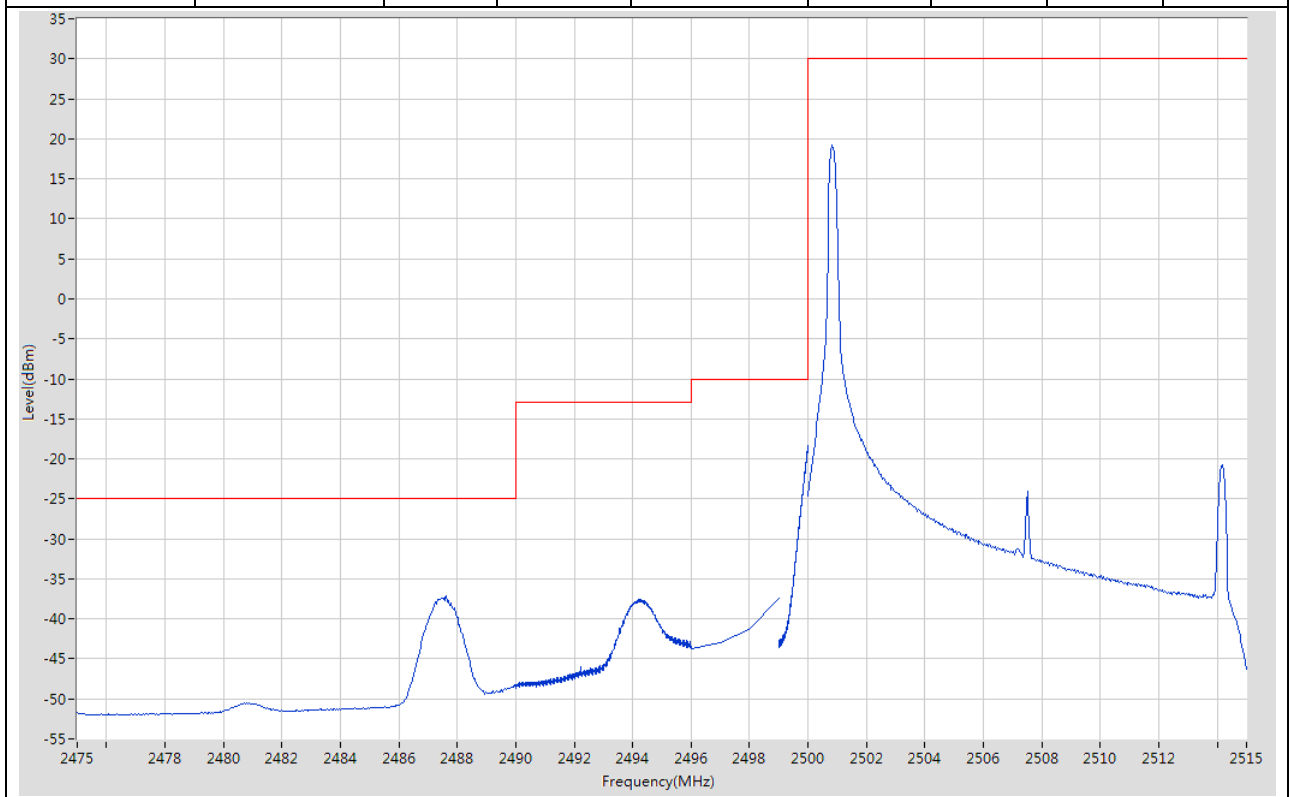
**11.18. LTE Band Edge(NTNV)(Subtest:18, Channel:20825, Bandwidth:15, Modulation:QPSK, RB Number: 75, RB Position:LOW)**

Start Frequency (MHz)	Stop Frequency (MHz)	RBW (MHz)	Detector	Frequency (MHz)	Power (dBm)	Limit (dBm)	Verdict	Sweep Point
2475	2490	1	RMS	2490	-30.63	-25	Pass	401
2490	2496	1	RMS	2495.985	-22.84	-13	Pass	401
2496	2499	1	RMS	2499	-21.18	-10	Pass	4
2499	2500	0.3	RMS	2499.995	-23.97	-10	Pass	401
2500	2515	0.1	RMS	2513.35	1.74	30	Pass	401



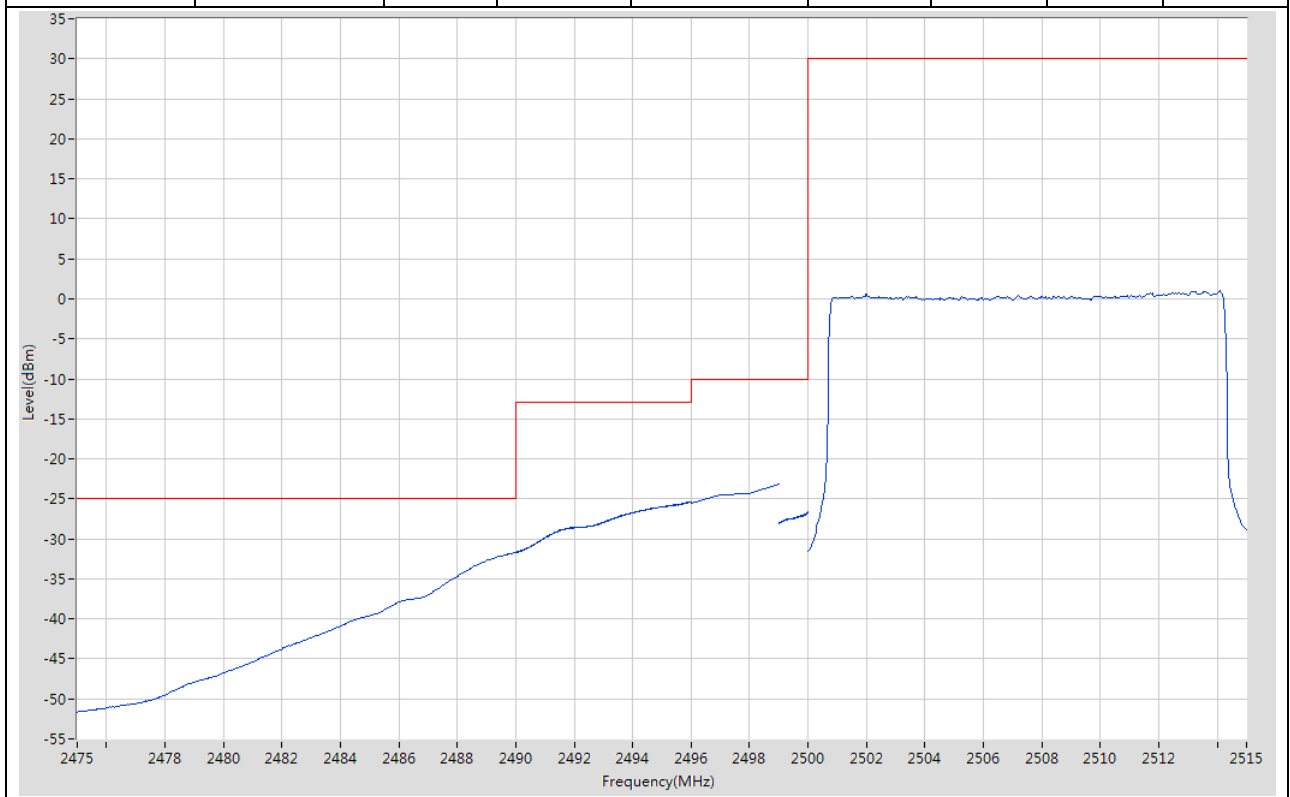
**11.19. LTE Band Edge(NTNV)(Subtest:19, Channel:20825, Bandwidth:15, Modulation:Q16, RB Number: 1, RB Position:LOW)**

Start Frequency (MHz)	Stop Frequency (MHz)	RBW (MHz)	Detector	Frequency (MHz)	Power (dBm)	Limit (dBm)	Verdict	Sweep Point
2475	2490	1	RMS	2487.638	-37.13	-25	Pass	401
2490	2496	1	RMS	2494.275	-37.63	-13	Pass	401
2496	2499	1	RMS	2499	-37.35	-10	Pass	4
2499	2500	0.3	RMS	2500	-18.38	-10	Pass	401
2500	2515	0.1	RMS	2500.825	19.24	30	Pass	401



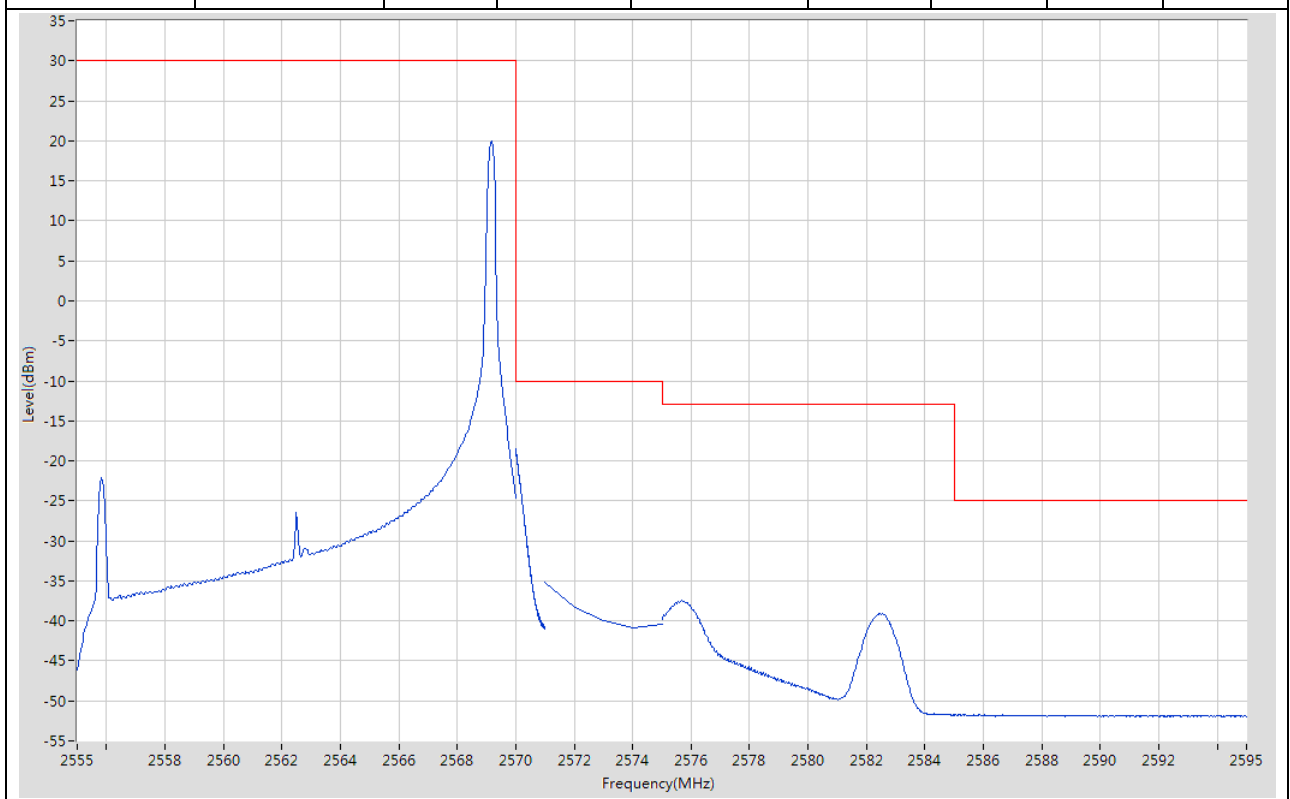
**11.20. LTE Band Edge(NTNV)(Subtest:20, Channel:20825, Bandwidth:15, Modulation:Q16, RB Number: 75, RB Position:LOW)**

Start Frequency (MHz)	Stop Frequency (MHz)	RBW (MHz)	Detector	Frequency (MHz)	Power (dBm)	Limit (dBm)	Verdict	Sweep Point
2475	2490	1	RMS	2490	-31.73	-25	Pass	401
2490	2496	1	RMS	2496	-25.35	-13	Pass	401
2496	2499	1	RMS	2499	-23.16	-10	Pass	4
2499	2500	0.3	RMS	2499.993	-26.57	-10	Pass	401
2500	2515	0.1	RMS	2514.1	1.02	30	Pass	401



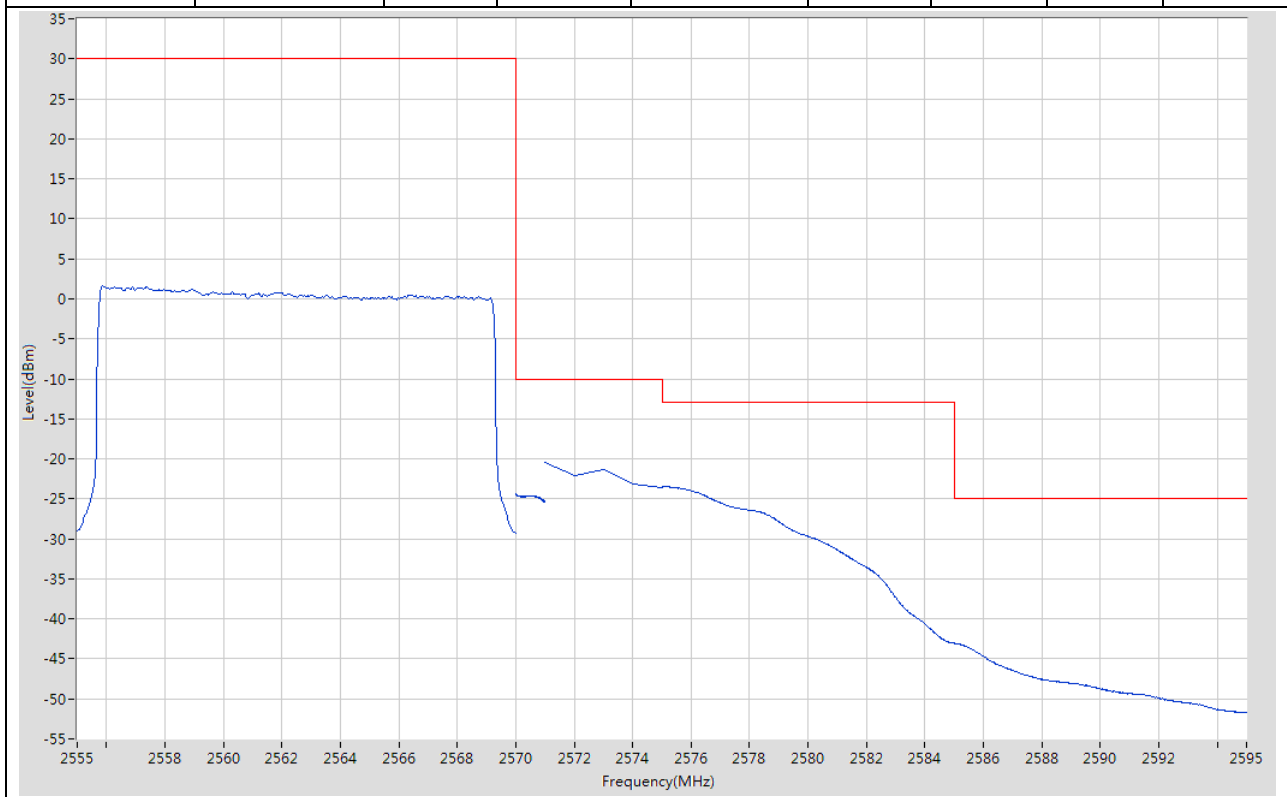
**11.21. LTE Band Edge(NTNV)(Subtest:21, Channel:21375, Bandwidth:15, Modulation:QPSK, RB Number: 1, RB Position:HIGH)**

Start Frequency (MHz)	Stop Frequency (MHz)	RBW (MHz)	Detector	Frequency (MHz)	Power (dBm)	Limit (dBm)	Verdict	Sweep Point
2555	2570	0.1	RMS	2569.175	19.9	30	Pass	401
2570	2571	0.3	RMS	2570	-18.46	-10	Pass	401
2571	2575	1	RMS	2571	-35.17	-10	Pass	5
2575	2585	1	RMS	2575.675	-37.43	-13	Pass	401
2585	2595	1	RMS	2585.375	-51.72	-25	Pass	401



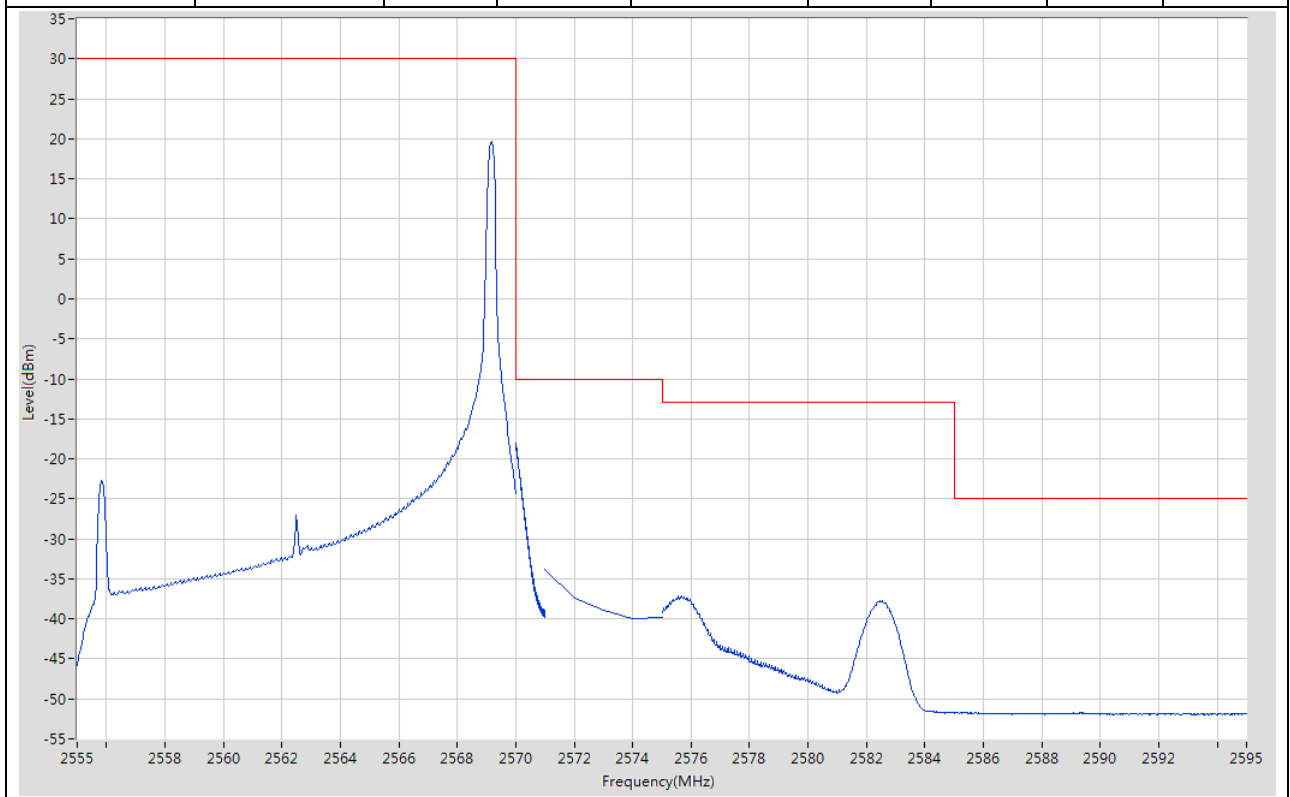
**11.22. LTE Band Edge(NTNV)(Subtest:22, Channel:21375, Bandwidth:15, Modulation:QPSK, RB Number: 75, RB Position:HIGH)**

Start Frequency (MHz)	Stop Frequency (MHz)	RBW (MHz)	Detector	Frequency (MHz)	Power (dBm)	Limit (dBm)	Verdict	Sweep Point
2555	2570	0.1	RMS	2555.863	1.65	30	Pass	401
2570	2571	0.3	RMS	2570	-24.39	-10	Pass	401
2571	2575	1	RMS	2571	-20.43	-10	Pass	5
2575	2585	1	RMS	2575	-23.43	-13	Pass	401
2585	2595	1	RMS	2585	-43.05	-25	Pass	401



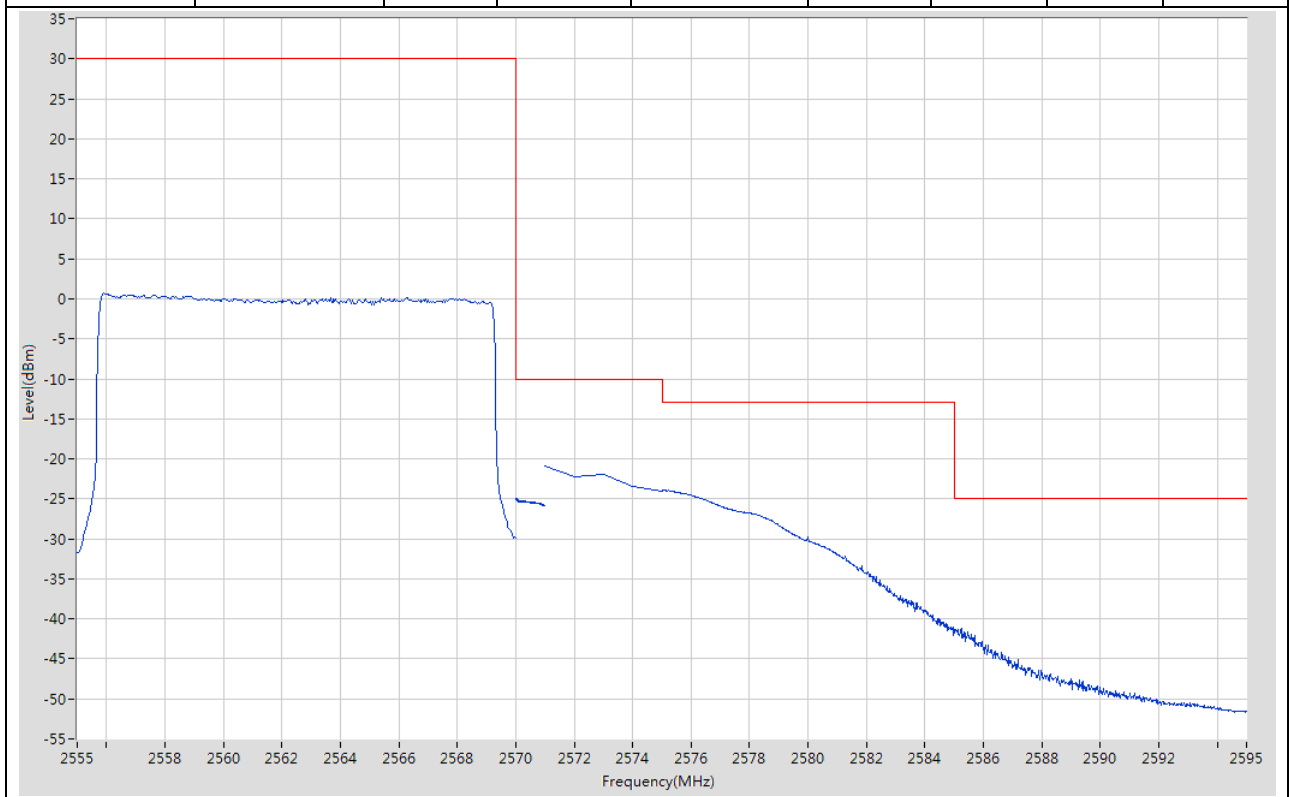
**11.23. LTE Band Edge(NTNV)(Subtest:23, Channel:21375, Bandwidth:15, Modulation:Q16, RB Number: 1, RB Position:HIGH)**

Start Frequency (MHz)	Stop Frequency (MHz)	RBW (MHz)	Detector	Frequency (MHz)	Power (dBm)	Limit (dBm)	Verdict	Sweep Point
2555	2570	0.1	RMS	2569.175	19.66	30	Pass	401
2570	2571	0.3	RMS	2570.008	-18.03	-10	Pass	401
2571	2575	1	RMS	2571	-33.79	-10	Pass	5
2575	2585	1	RMS	2575.675	-37.12	-13	Pass	401
2585	2595	1	RMS	2585.15	-51.72	-25	Pass	401



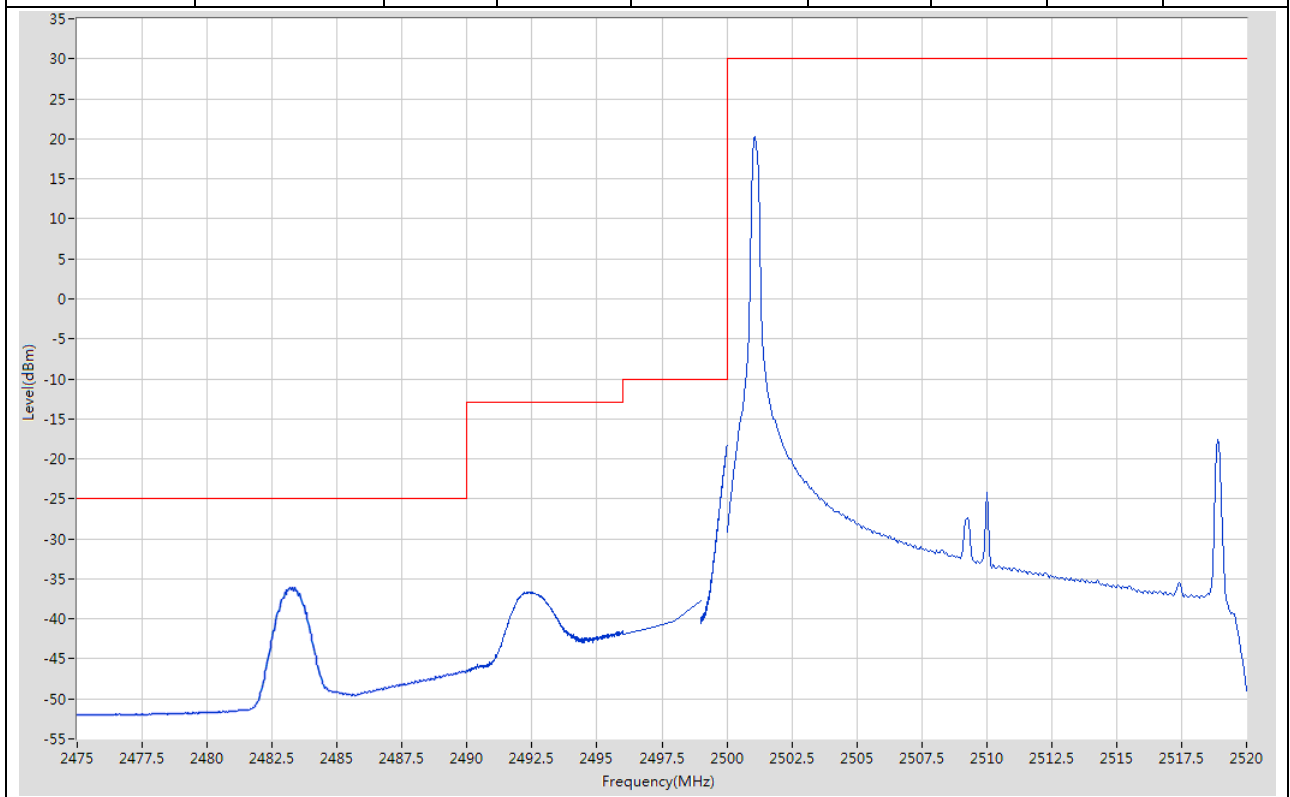
**11.24. LTE Band Edge(NTNV)(Subtest:24, Channel:21375, Bandwidth:15, Modulation:Q16, RB Number: 75, RB Position:HIGH)**

Start Frequency (MHz)	Stop Frequency (MHz)	RBW (MHz)	Detector	Frequency (MHz)	Power (dBm)	Limit (dBm)	Verdict	Sweep Point
2555	2570	0.1	RMS	2555.9	0.81	30	Pass	401
2570	2571	0.3	RMS	2570.003	-24.89	-10	Pass	401
2571	2575	1	RMS	2571	-20.92	-10	Pass	5
2575	2585	1	RMS	2575.025	-23.89	-13	Pass	401
2585	2595	1	RMS	2585.275	-41.25	-25	Pass	401



**11.25. LTE Band Edge(NTNV)(Subtest:25, Channel:20850, Bandwidth:20, Modulation:QPSK, RB Number: 1, RB Position:LOW)**

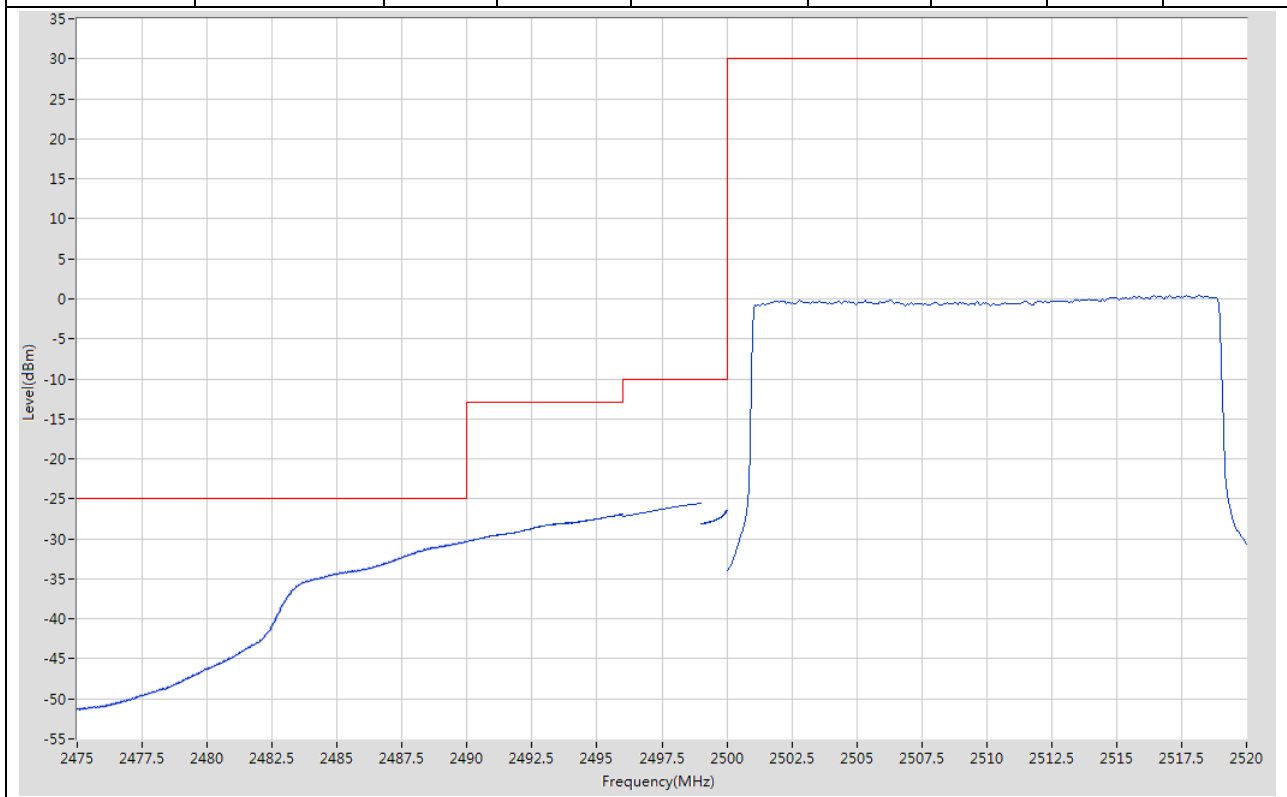
Start Frequency (MHz)	Stop Frequency (MHz)	RBW (MHz)	Detector	Frequency (MHz)	Power (dBm)	Limit (dBm)	Verdict	Sweep Point
2475	2490	1	RMS	2483.175	-36.07	-25	Pass	401
2490	2496	1	RMS	2492.4	-36.6	-13	Pass	401
2496	2499	1	RMS	2499	-37.74	-10	Pass	4
2499	2500	0.51	RMS	2499.998	-18.38	-10	Pass	401
2500	2520	0.1	RMS	2501.1	20.29	30	Pass	401





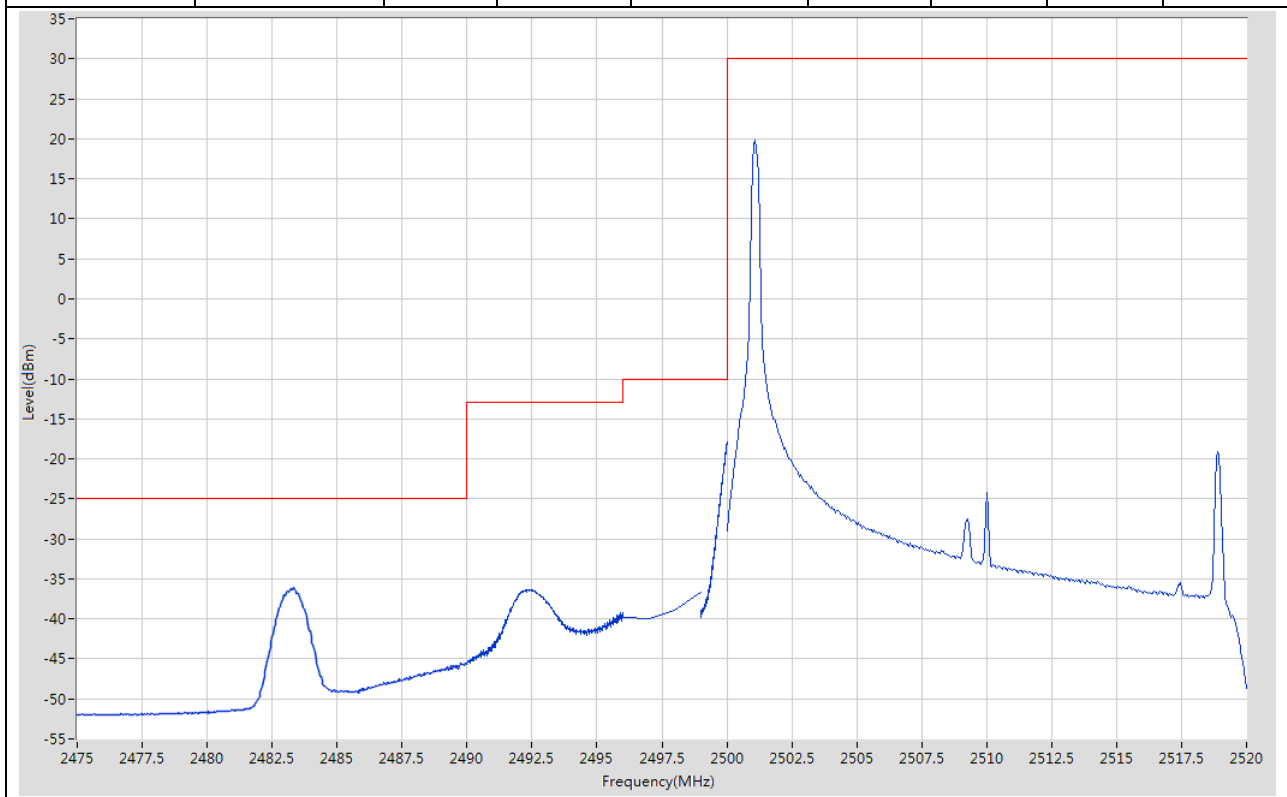
**11.26. LTE Band Edge(NTNV)(Subtest:26, Channel:20850, Bandwidth:20, Modulation:QPSK, RB Number: 100, RB Position:LOW)**

Start Frequency (MHz)	Stop Frequency (MHz)	RBW (MHz)	Detector	Frequency (MHz)	Power (dBm)	Limit (dBm)	Verdict	Sweep Point
2475	2490	1	RMS	2490	-30.35	-25	Pass	401
2490	2496	1	RMS	2495.985	-26.94	-13	Pass	401
2496	2499	1	RMS	2499	-25.54	-10	Pass	4
2499	2500	0.51	RMS	2500	-26.45	-10	Pass	401
2500	2520	0.1	RMS	2517.7	0.47	30	Pass	401



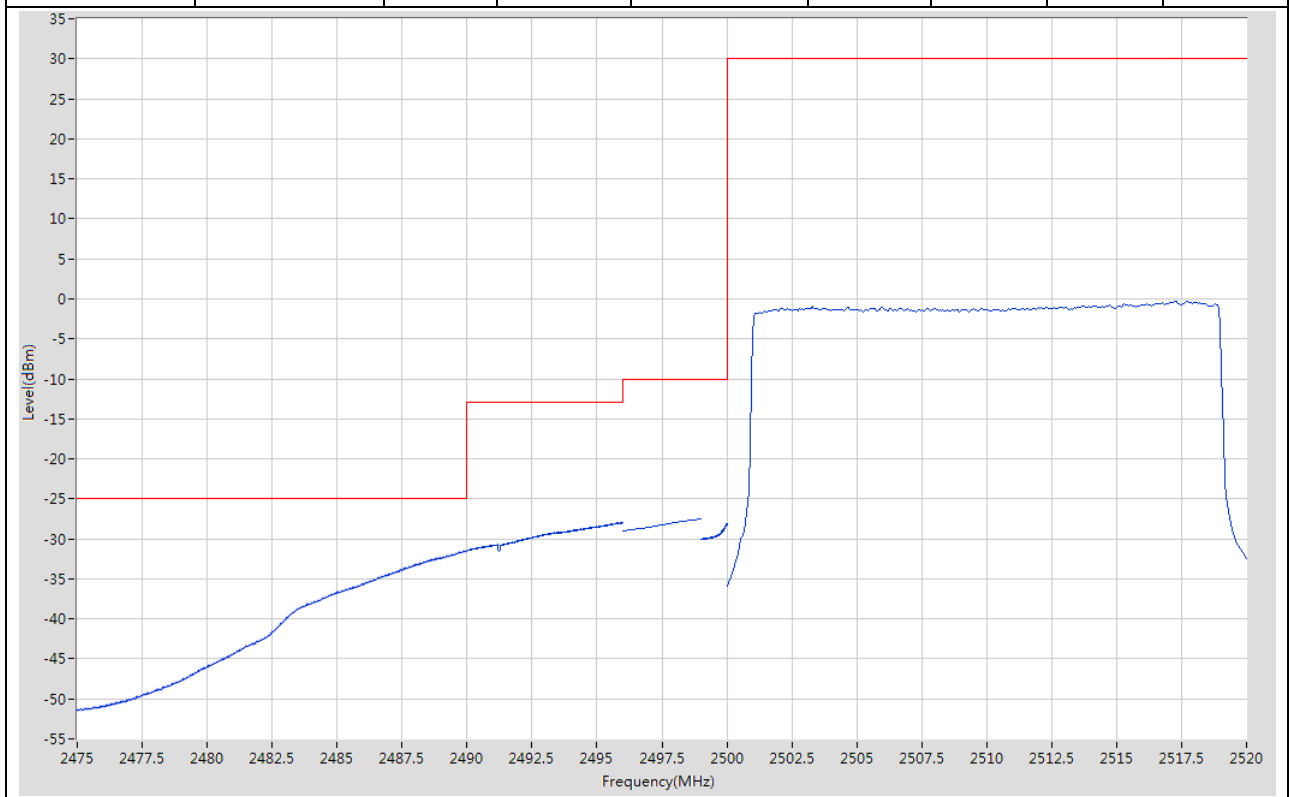
**11.27. LTE Band Edge(NTNV)(Subtest:27, Channel:20850, Bandwidth:20, Modulation:Q16, RB Number: 1, RB Position:LOW)**

Start Frequency (MHz)	Stop Frequency (MHz)	RBW (MHz)	Detector	Frequency (MHz)	Power (dBm)	Limit (dBm)	Verdict	Sweep Point
2475	2490	1	RMS	2483.325	-36.01	-25	Pass	401
2490	2496	1	RMS	2492.415	-36.29	-13	Pass	401
2496	2499	1	RMS	2499	-36.65	-10	Pass	4
2499	2500	0.51	RMS	2500	-17.9	-10	Pass	401
2500	2520	0.1	RMS	2501.1	19.89	30	Pass	401



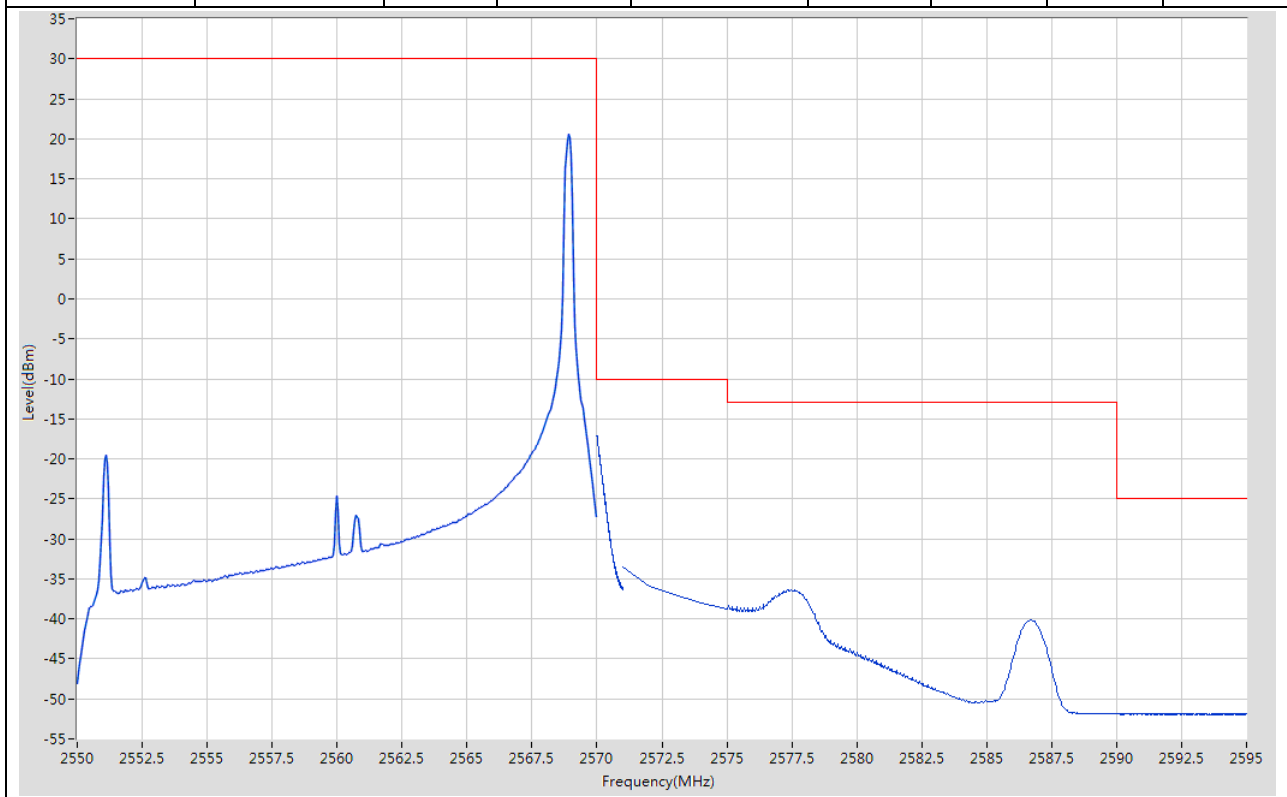
**11.28. LTE Band Edge(NTNV)(Subtest:28, Channel:20850, Bandwidth:20, Modulation:Q16, RB Number: 100, RB Position:LOW)**

Start Frequency (MHz)	Stop Frequency (MHz)	RBW (MHz)	Detector	Frequency (MHz)	Power (dBm)	Limit (dBm)	Verdict	Sweep Point
2475	2490	1	RMS	2490	-31.45	-25	Pass	401
2490	2496	1	RMS	2495.955	-27.96	-13	Pass	401
2496	2499	1	RMS	2499	-27.51	-10	Pass	4
2499	2500	0.51	RMS	2500	-28.1	-10	Pass	401
2500	2520	0.1	RMS	2517.7	-0.27	30	Pass	401



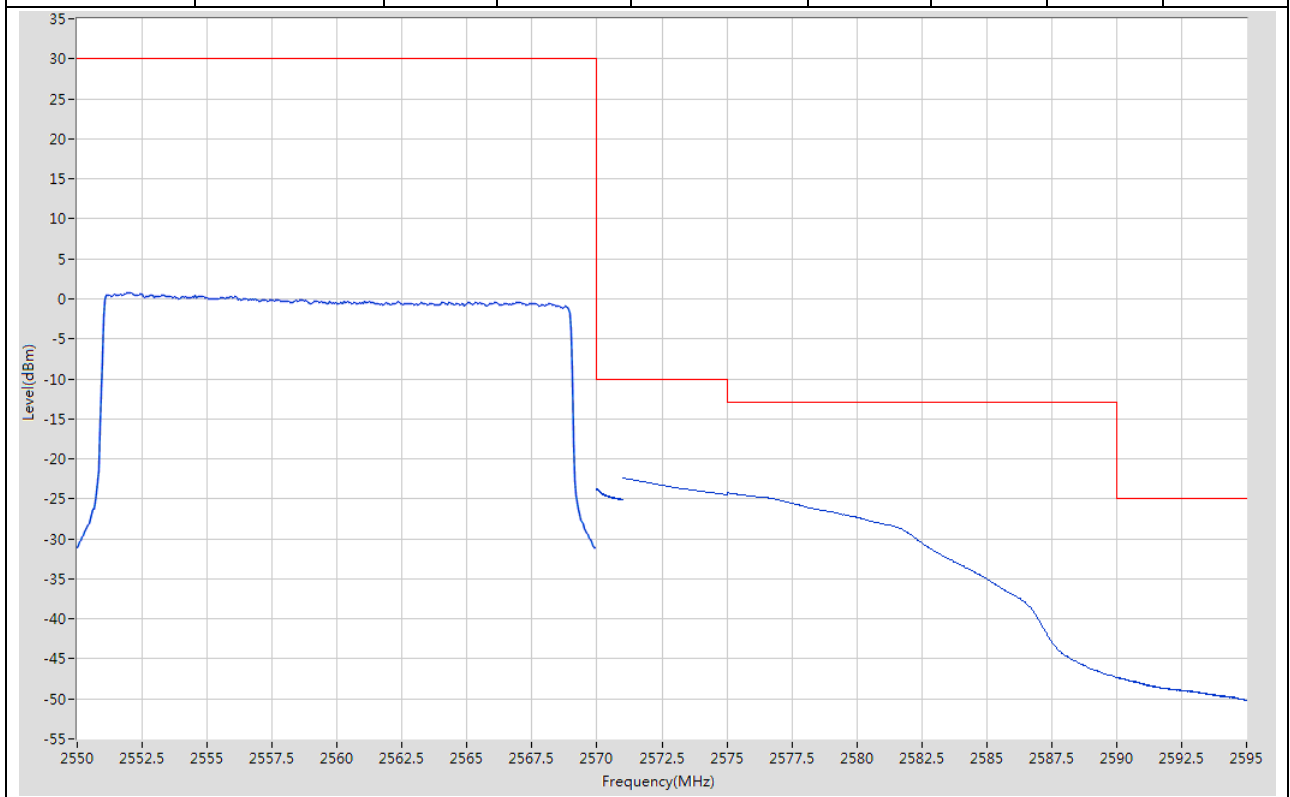
**11.29. LTE Band Edge(NTNV)(Subtest:29, Channel:21350, Bandwidth:20, Modulation:QPSK, RB Number: 1, RB Position:HIGH)**

Start Frequency (MHz)	Stop Frequency (MHz)	RBW (MHz)	Detector	Frequency (MHz)	Power (dBm)	Limit (dBm)	Verdict	Sweep Point
2550	2570	0.1	RMS	2568.9	20.63	30	Pass	401
2570	2571	0.51	RMS	2570.003	-17.18	-10	Pass	401
2571	2575	1	RMS	2571	-33.54	-10	Pass	5
2575	2590	1	RMS	2577.475	-36.33	-13	Pass	401
2590	2595	1	RMS	2590.3	-51.83	-25	Pass	401



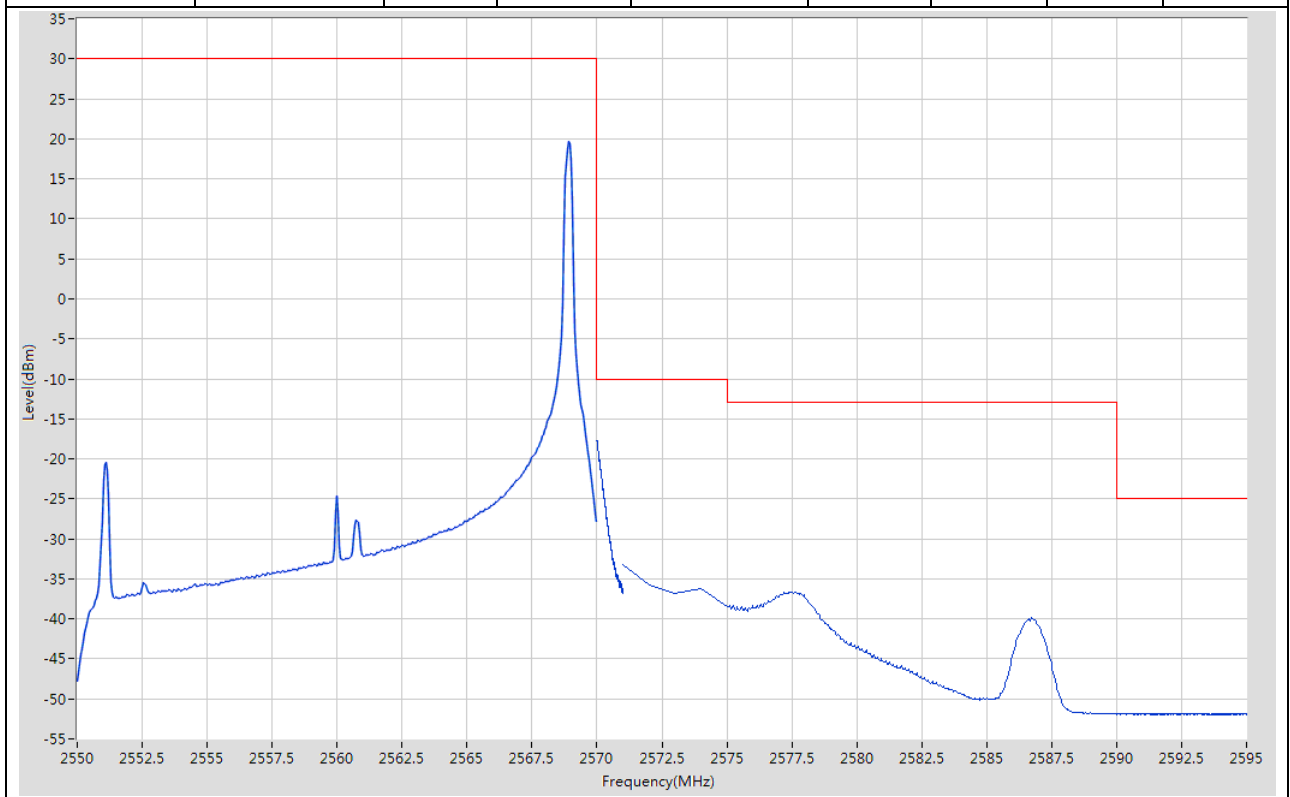
**11.30. LTE Band Edge(NTNV)(Subtest:30, Channel:21350, Bandwidth:20, Modulation:QPSK, RB Number: 100, RB Position:HIGH)**

Start Frequency (MHz)	Stop Frequency (MHz)	RBW (MHz)	Detector	Frequency (MHz)	Power (dBm)	Limit (dBm)	Verdict	Sweep Point
2550	2570	0.1	RMS	2552.1	0.79	30	Pass	401
2570	2571	0.51	RMS	2570	-23.78	-10	Pass	401
2571	2575	1	RMS	2571	-22.43	-10	Pass	5
2575	2590	1	RMS	2575	-24.24	-13	Pass	401
2590	2595	1	RMS	2590.025	-47.31	-25	Pass	401



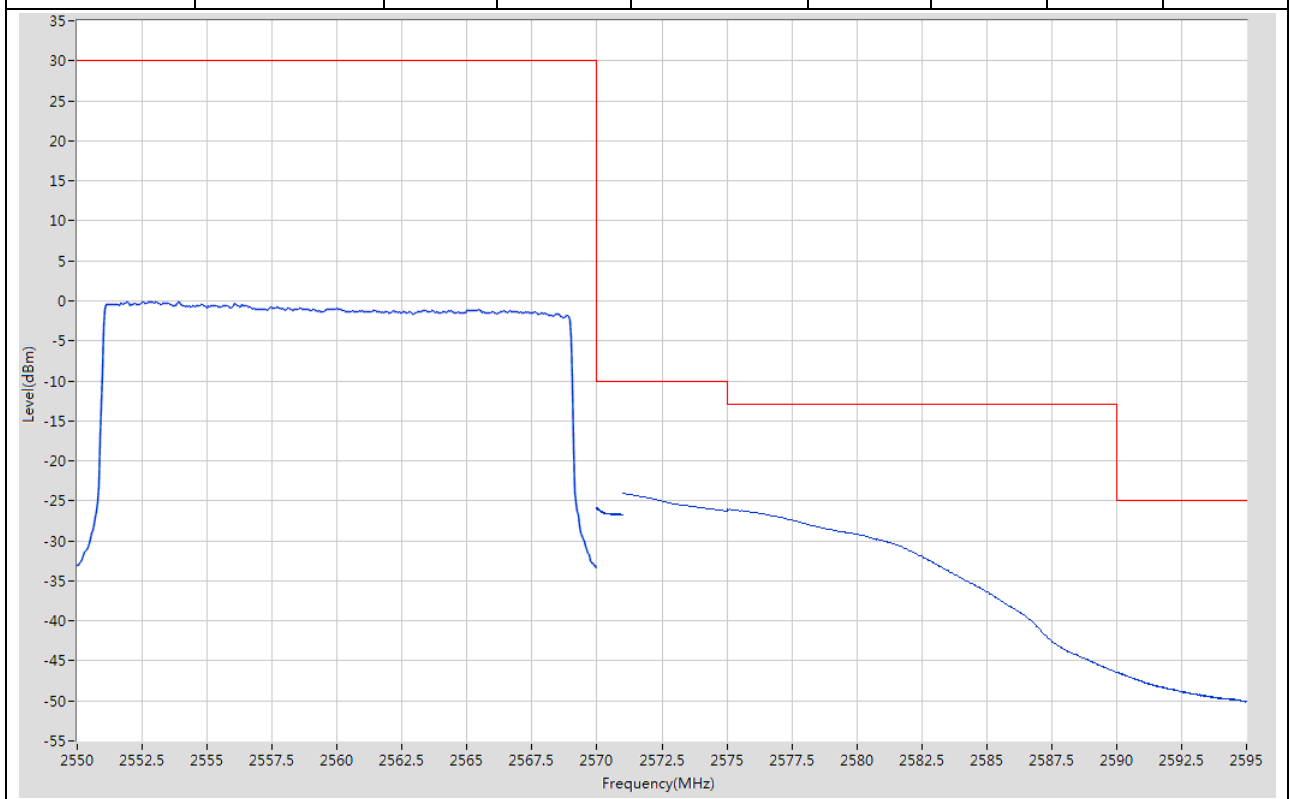
**11.31. LTE Band Edge(NTNV)(Subtest:31, Channel:21350, Bandwidth:20, Modulation:Q16, RB Number: 1, RB Position:HIGH)**

Start Frequency (MHz)	Stop Frequency (MHz)	RBW (MHz)	Detector	Frequency (MHz)	Power (dBm)	Limit (dBm)	Verdict	Sweep Point
2550	2570	0.1	RMS	2568.9	19.61	30	Pass	401
2570	2571	0.51	RMS	2570.008	-17.75	-10	Pass	401
2571	2575	1	RMS	2571	-33.28	-10	Pass	5
2575	2590	1	RMS	2577.513	-36.65	-13	Pass	401
2590	2595	1	RMS	2590.063	-51.79	-25	Pass	401



**11.32. LTE Band Edge(NTNV)(Subtest:32, Channel:21350, Bandwidth:20, Modulation:Q16, RB Number: 100, RB Position:HIGH)**

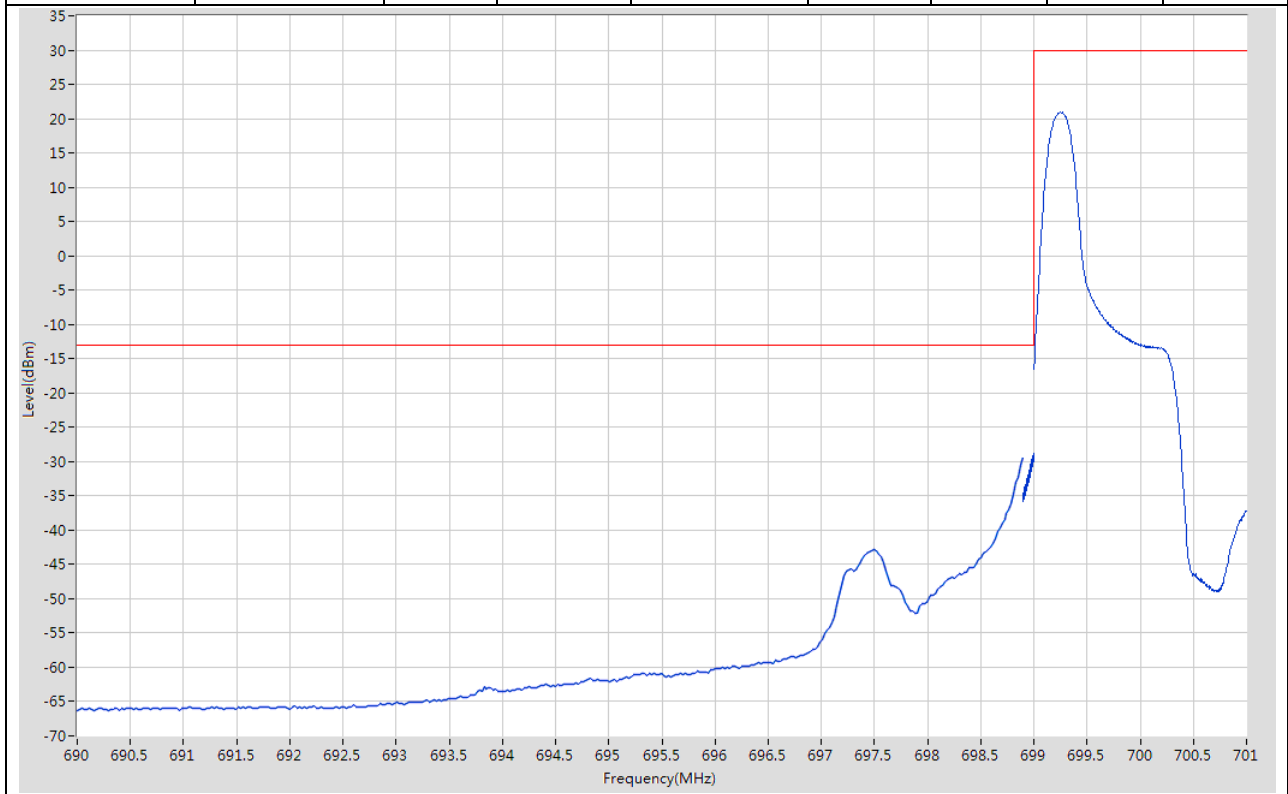
Start Frequency (MHz)	Stop Frequency (MHz)	RBW (MHz)	Detector	Frequency (MHz)	Power (dBm)	Limit (dBm)	Verdict	Sweep Point
2550	2570	0.1	RMS	2553.05	-0.11	30	Pass	401
2570	2571	0.51	RMS	2570.003	-25.87	-10	Pass	401
2571	2575	1	RMS	2571	-24.09	-10	Pass	5
2575	2590	1	RMS	2575	-26.05	-13	Pass	401
2590	2595	1	RMS	2590	-46.37	-25	Pass	401



## 12. LTE\_Band12

### 12.1. LTE Band Edge(NTNV)(Subtest:1, Channel:23017, Bandwidth:1.4, Modulation:QPSK, RB Number: 1, RB Position:LOW)

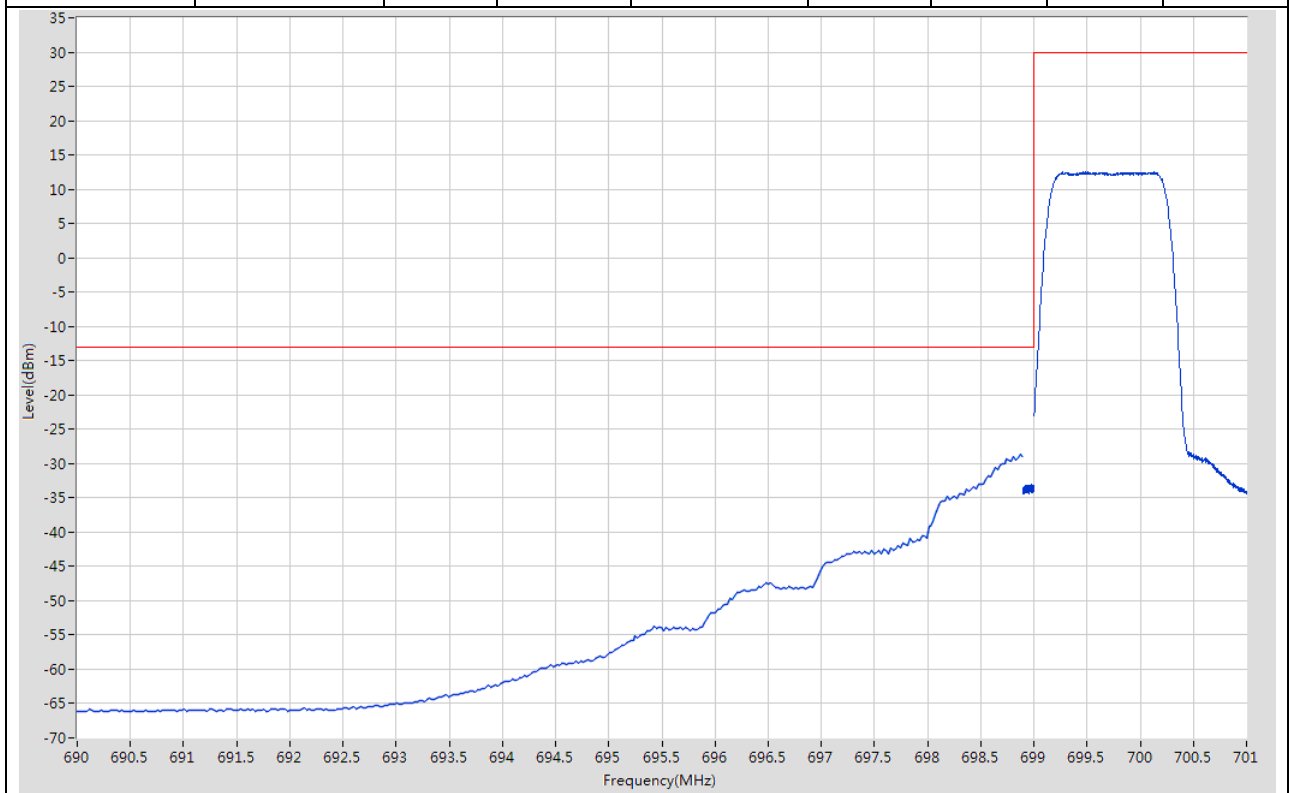
Start Frequency (MHz)	Stop Frequency (MHz)	RBW (MHz)	Detector	Frequency (MHz)	Power (dBm)	Limit (dBm)	Verdict	Sweep Point
690	698.9	0.1	RMS	698.9	-29.38	-13	Pass	401
698.9	699	0.03	RMS	698.996	-28.86	-13	Pass	401
699	701	0.1	RMS	699.245	20.95	30	Pass	401





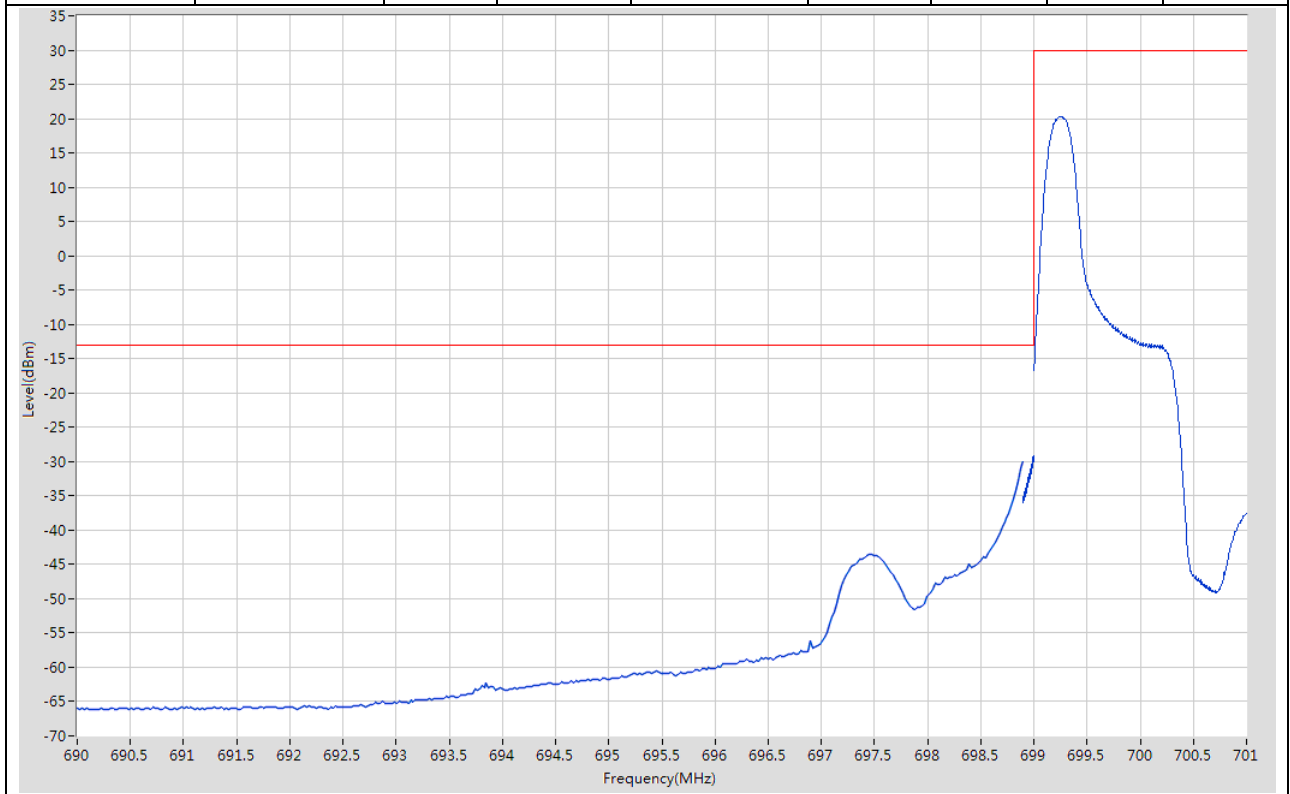
**12.2. LTE Band Edge(NTNV)(Subtest:2, Channel:23017, Bandwidth:1.4, Modulation:QPSK, RB Number: 6, RB Position:LOW)**

Start Frequency (MHz)	Stop Frequency (MHz)	RBW (MHz)	Detector	Frequency (MHz)	Power (dBm)	Limit (dBm)	Verdict	Sweep Point
690	698.9	0.1	RMS	698.878	-28.63	-13	Pass	401
698.9	699	0.03	RMS	698.978	-33.09	-13	Pass	401
699	701	0.1	RMS	699.465	12.52	30	Pass	401



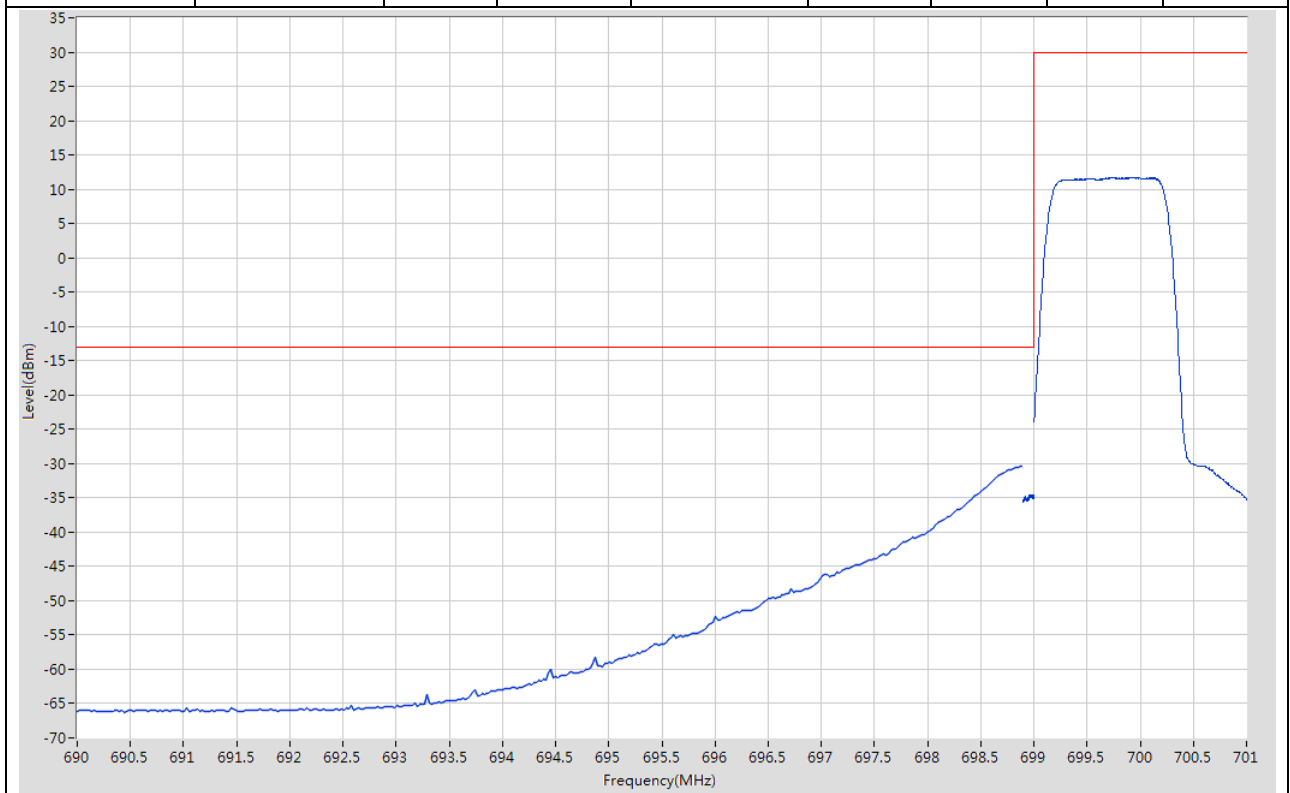
**12.3. LTE Band Edge(NTNV)(Subtest:3, Channel:23017, Bandwidth:1.4, Modulation:Q16, RB Number: 1, RB Position:LOW)**

Start Frequency (MHz)	Stop Frequency (MHz)	RBW (MHz)	Detector	Frequency (MHz)	Power (dBm)	Limit (dBm)	Verdict	Sweep Point
690	698.9	0.1	RMS	698.9	-29.82	-13	Pass	401
698.9	699	0.03	RMS	699	-29.24	-13	Pass	401
699	701	0.1	RMS	699.245	20.28	30	Pass	401



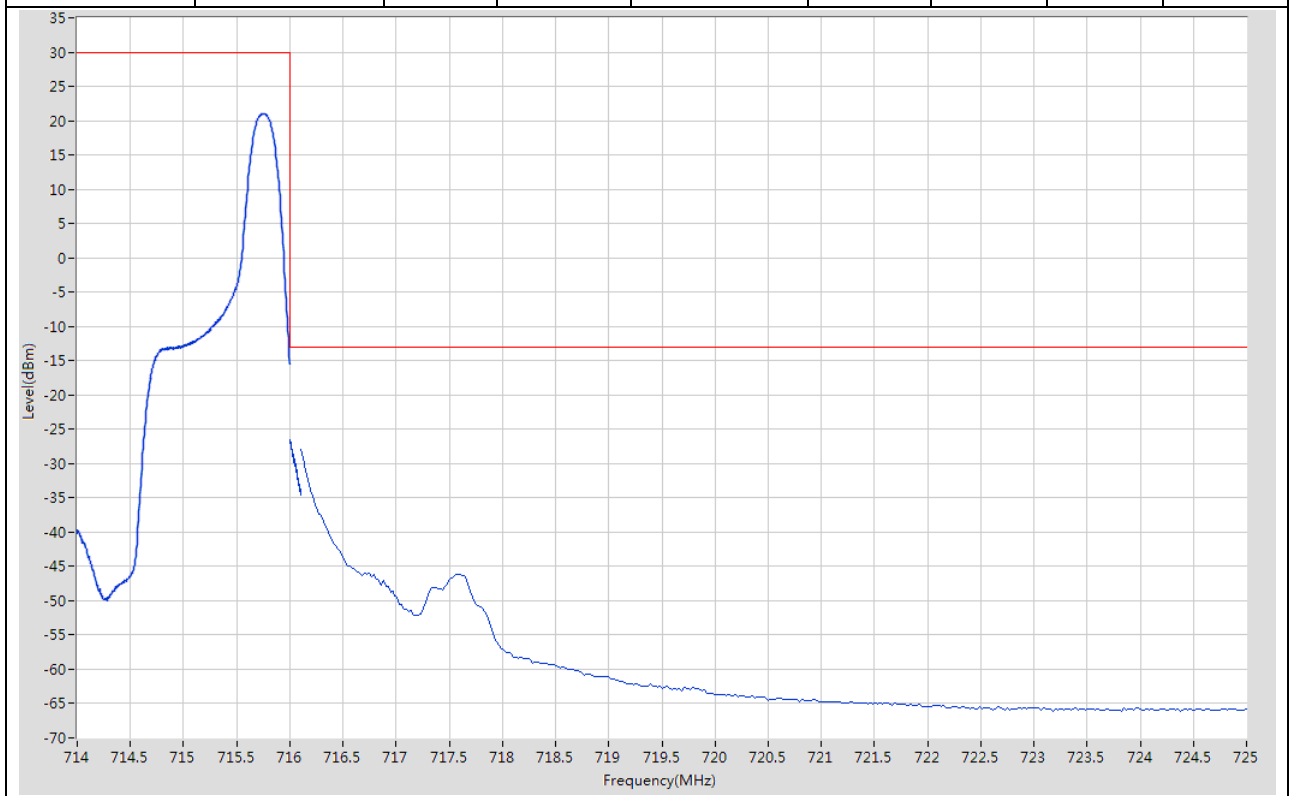
**12.4. LTE Band Edge(NTNV)(Subtest:4, Channel:23017, Bandwidth:1.4, Modulation:Q16, RB Number: 6, RB Position:LOW)**

Start Frequency (MHz)	Stop Frequency (MHz)	RBW (MHz)	Detector	Frequency (MHz)	Power (dBm)	Limit (dBm)	Verdict	Sweep Point
690	698.9	0.1	RMS	698.9	-30.34	-13	Pass	401
698.9	699	0.03	RMS	698.961	-34.53	-13	Pass	401
699	701	0.1	RMS	700.125	11.73	30	Pass	401



**12.5. LTE Band Edge(NTNV)(Subtest:5, Channel:23173, Bandwidth:1.4, Modulation:QPSK, RB Number: 1, RB Position:HIGH)**

Start Frequency (MHz)	Stop Frequency (MHz)	RBW (MHz)	Detector	Frequency (MHz)	Power (dBm)	Limit (dBm)	Verdict	Sweep Point
714	716	0.1	RMS	715.745	21.03	30	Pass	401
716	716.1	0.03	RMS	716.001	-26.53	-13	Pass	401
716.1	725	0.1	RMS	716.1	-27.89	-13	Pass	401



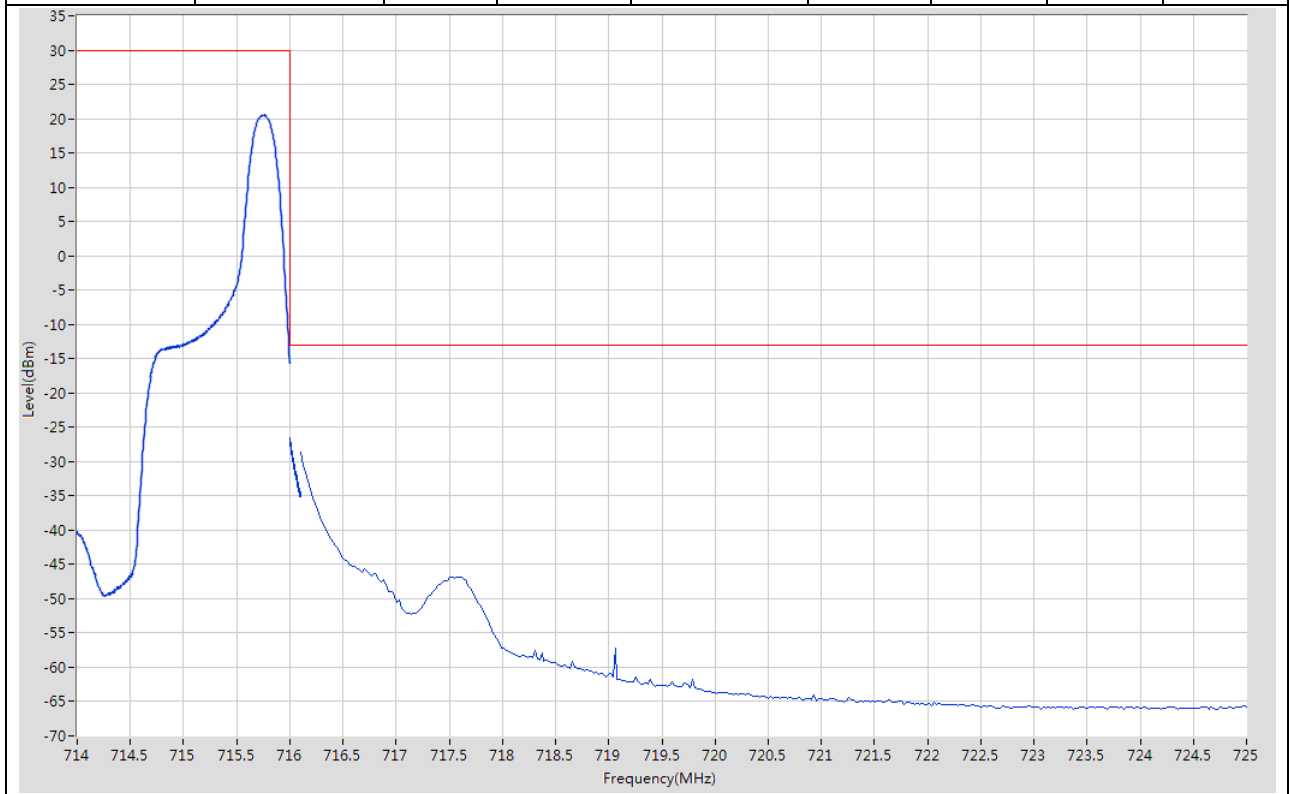
**12.6. LTE Band Edge(NTNV)(Subtest:6, Channel:23173, Bandwidth:1.4, Modulation:QPSK, RB Number: 6, RB Position:HIGH)**

Start Frequency (MHz)	Stop Frequency (MHz)	RBW (MHz)	Detector	Frequency (MHz)	Power (dBm)	Limit (dBm)	Verdict	Sweep Point
714	716	0.1	RMS	715.45	12.66	30	Pass	401
716	716.1	0.03	RMS	716	-34.34	-13	Pass	401
716.1	725	0.1	RMS	716.122	-30.32	-13	Pass	401



**12.7. LTE Band Edge(NTNV)(Subtest:7, Channel:23173, Bandwidth:1.4, Modulation:Q16, RB Number: 1, RB Position:HIGH)**

Start Frequency (MHz)	Stop Frequency (MHz)	RBW (MHz)	Detector	Frequency (MHz)	Power (dBm)	Limit (dBm)	Verdict	Sweep Point
714	716	0.1	RMS	715.76	20.58	30	Pass	401
716	716.1	0.03	RMS	716.001	-26.55	-13	Pass	401
716.1	725	0.1	RMS	716.1	-28.64	-13	Pass	401



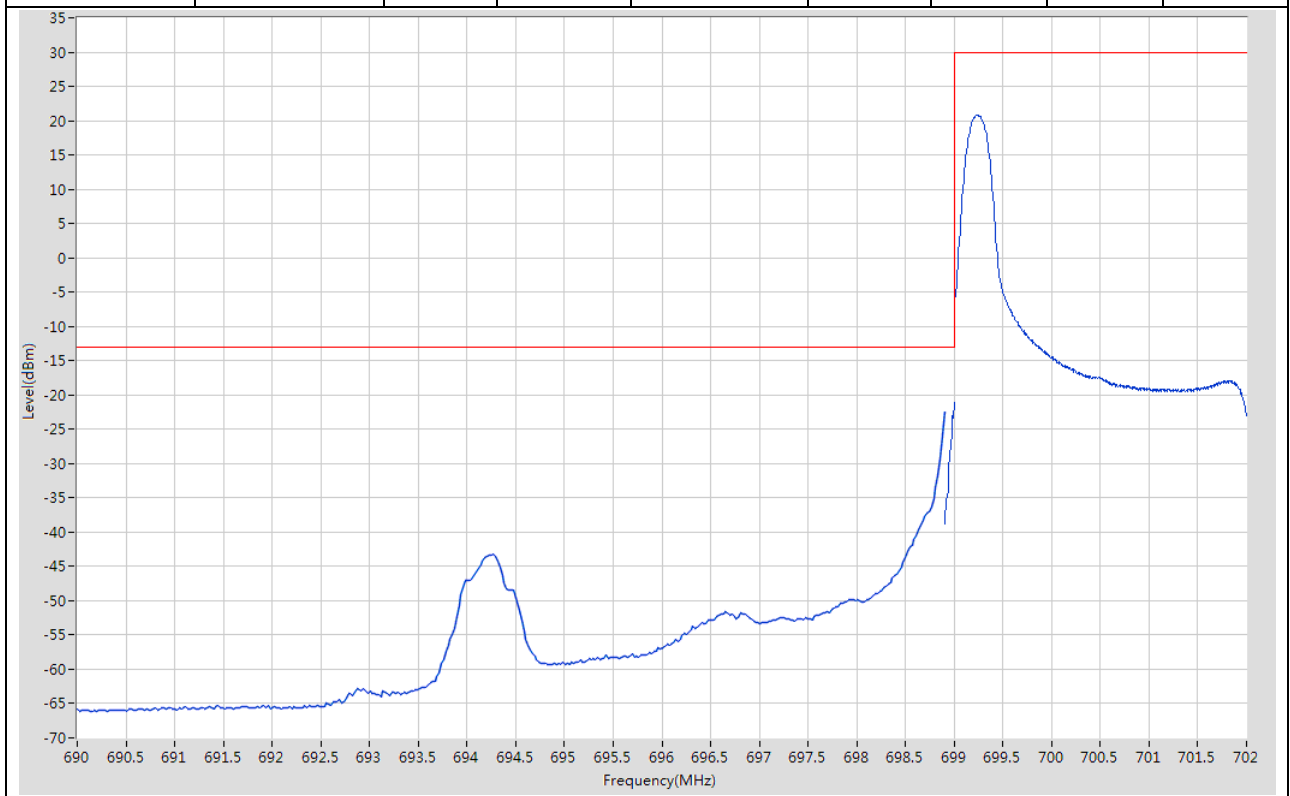
**12.8. LTE Band Edge(NTNV)(Subtest:8, Channel:23173, Bandwidth:1.4, Modulation:Q16, RB Number: 6, RB Position:HIGH)**

Start Frequency (MHz)	Stop Frequency (MHz)	RBW (MHz)	Detector	Frequency (MHz)	Power (dBm)	Limit (dBm)	Verdict	Sweep Point
714	716	0.1	RMS	715.315	11.63	30	Pass	401
716	716.1	0.03	RMS	716.002	-36.21	-13	Pass	401
716.1	725	0.1	RMS	716.122	-32.37	-13	Pass	401



**12.9. LTE Band Edge(NTNV)(Subtest:9, Channel:23025, Bandwidth:3, Modulation:QPSK, RB Number: 1, RB Position:LOW)**

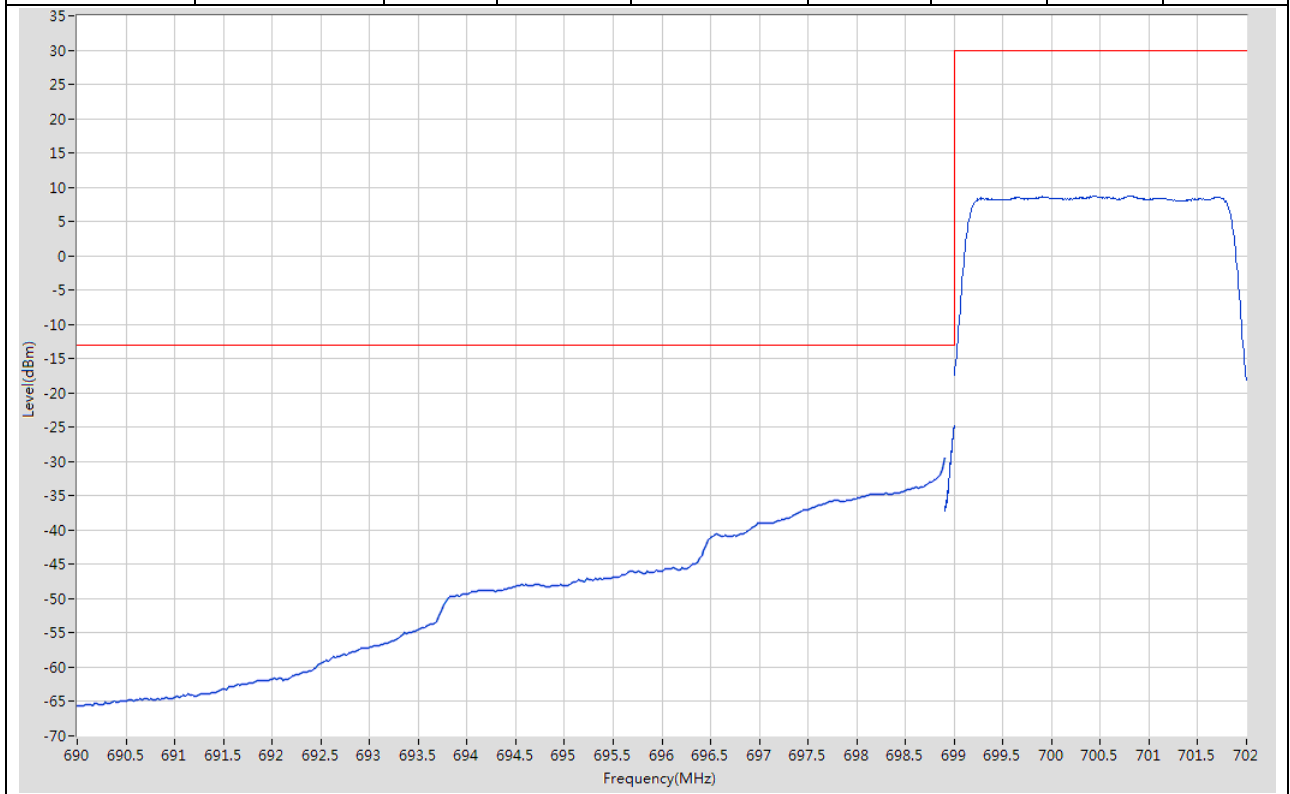
Start Frequency (MHz)	Stop Frequency (MHz)	RBW (MHz)	Detector	Frequency (MHz)	Power (dBm)	Limit (dBm)	Verdict	Sweep Point
690	698.9	0.1	RMS	698.9	-22.23	-13	Pass	401
698.9	699	0.01	RMS	699	-21.13	-13	Pass	12
699	702	0.1	RMS	699.24	20.78	30	Pass	401





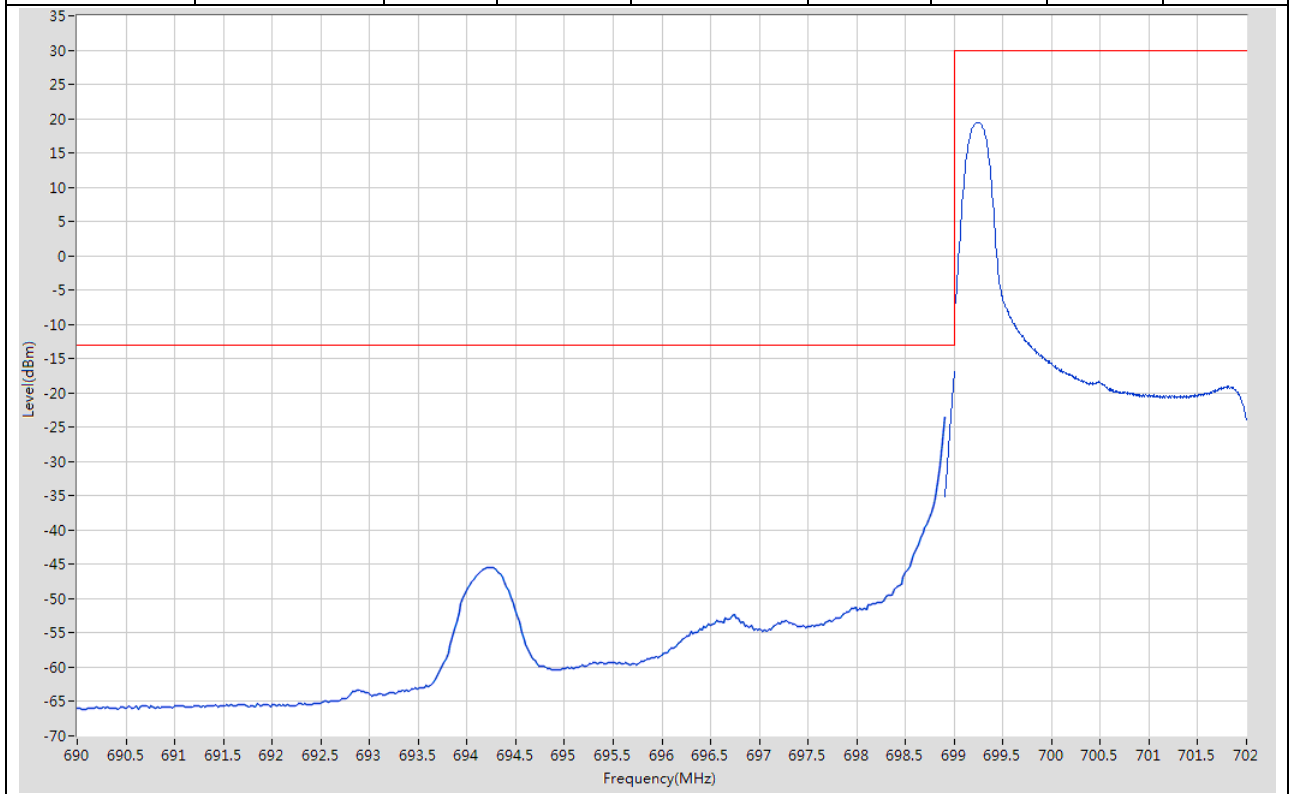
**12.10. LTE Band Edge(NTNV)(Subtest:10, Channel:23025, Bandwidth:3, Modulation:QPSK, RB Number: 15, RB Position:LOW)**

Start Frequency (MHz)	Stop Frequency (MHz)	RBW (MHz)	Detector	Frequency (MHz)	Power (dBm)	Limit (dBm)	Verdict	Sweep Point
690	698.9	0.1	RMS	698.9	-29.29	-13	Pass	401
698.9	699	0.03	RMS	699	-24.69	-13	Pass	401
699	702	0.1	RMS	700.808	8.75	30	Pass	401



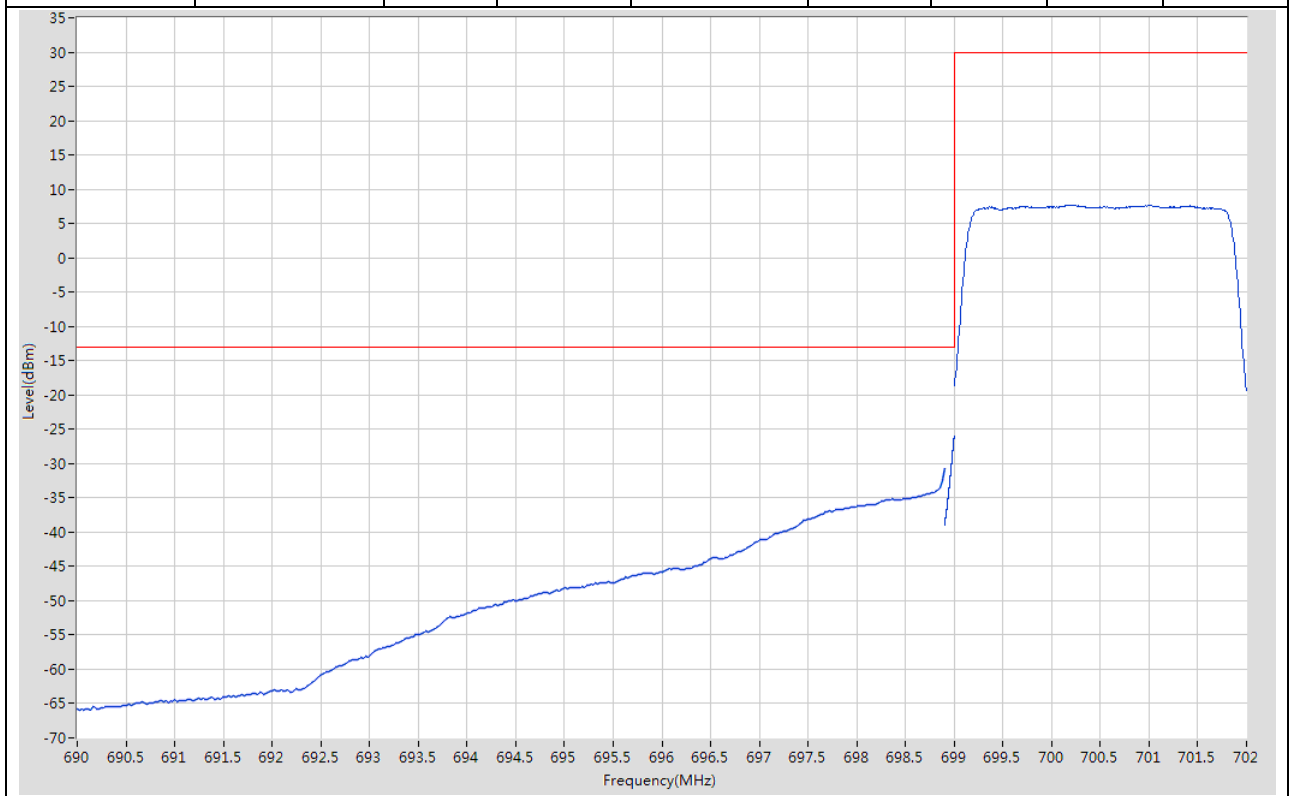
**12.11. LTE Band Edge(NTNV)(Subtest:11, Channel:23025, Bandwidth:3, Modulation:Q16, RB Number: 1, RB Position:LOW)**

Start Frequency (MHz)	Stop Frequency (MHz)	RBW (MHz)	Detector	Frequency (MHz)	Power (dBm)	Limit (dBm)	Verdict	Sweep Point
690	698.9	0.1	RMS	698.9	-23.43	-13	Pass	401
698.9	699	0.03	RMS	699	-16.92	-13	Pass	5
699	702	0.1	RMS	699.233	19.47	30	Pass	401



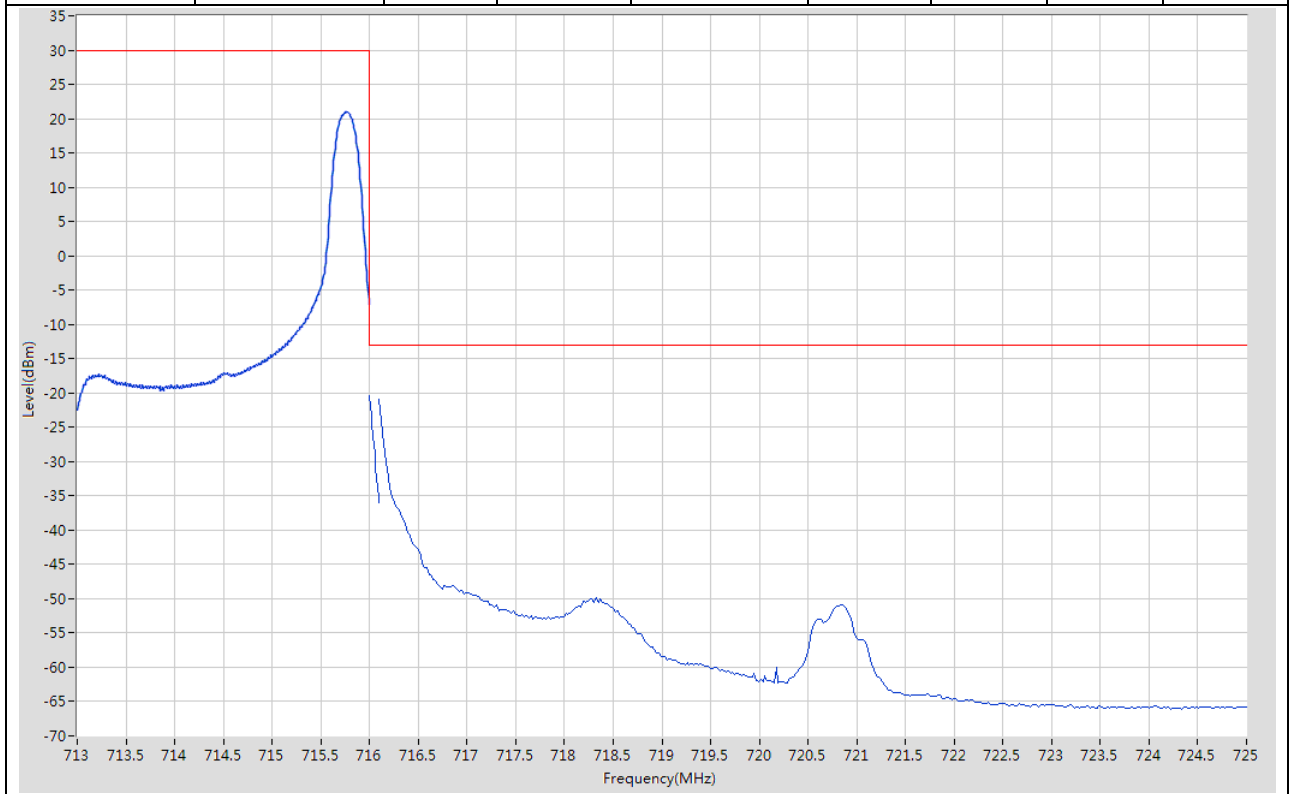
**12.12. LTE Band Edge(NTNV)(Subtest:12, Channel:23025, Bandwidth:3, Modulation:Q16, RB Number: 15, RB Position:LOW)**

Start Frequency (MHz)	Stop Frequency (MHz)	RBW (MHz)	Detector	Frequency (MHz)	Power (dBm)	Limit (dBm)	Verdict	Sweep Point
690	698.9	0.1	RMS	698.9	-30.59	-13	Pass	401
698.9	699	0.03	RMS	699	-26.01	-13	Pass	401
699	702	0.1	RMS	700.193	7.69	30	Pass	401



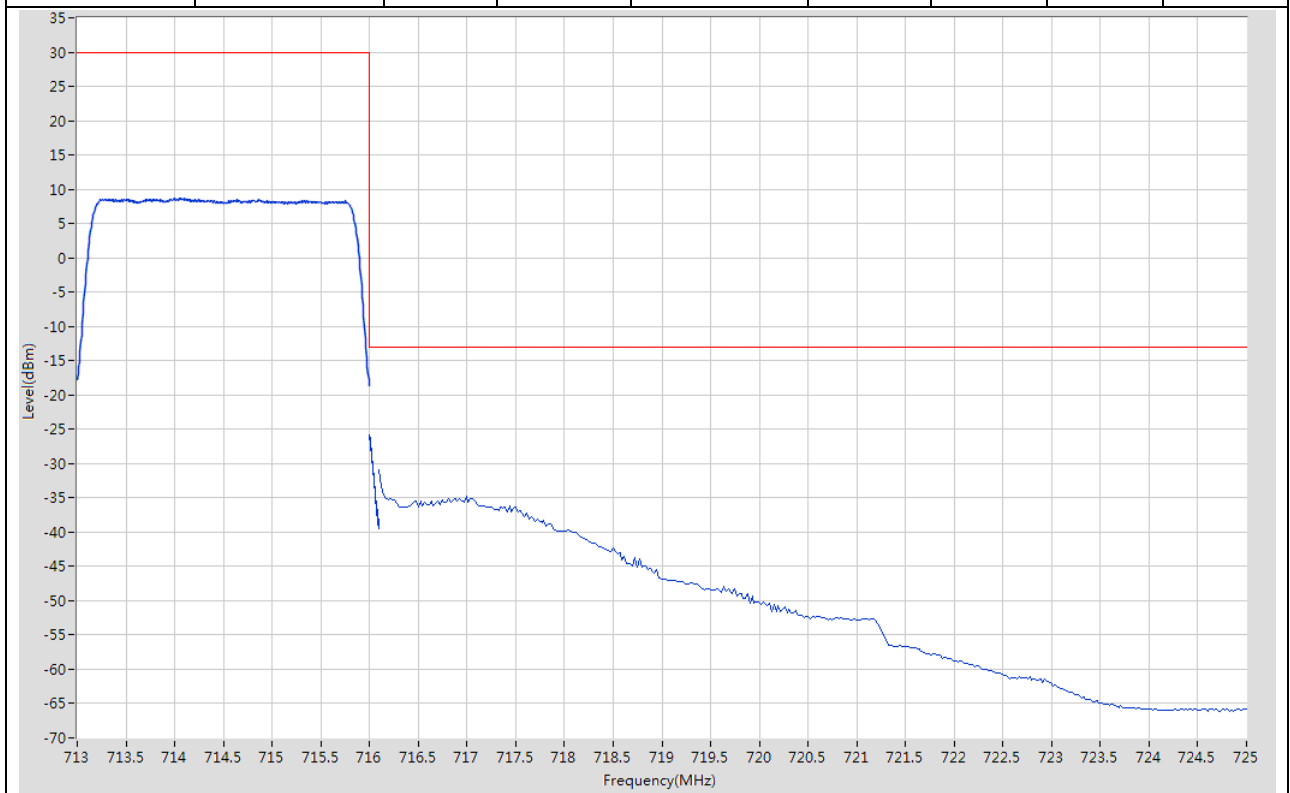
**12.13. LTE Band Edge(NTNV)(Subtest:13, Channel:23165, Bandwidth:3, Modulation:QPSK, RB Number: 1, RB Position:HIGH)**

Start Frequency (MHz)	Stop Frequency (MHz)	RBW (MHz)	Detector	Frequency (MHz)	Power (dBm)	Limit (dBm)	Verdict	Sweep Point
713	716	0.1	RMS	715.753	20.99	30	Pass	401
716	716.1	0.01	RMS	716	-20.35	-13	Pass	12
716.1	725	0.1	RMS	716.1	-20.89	-13	Pass	401



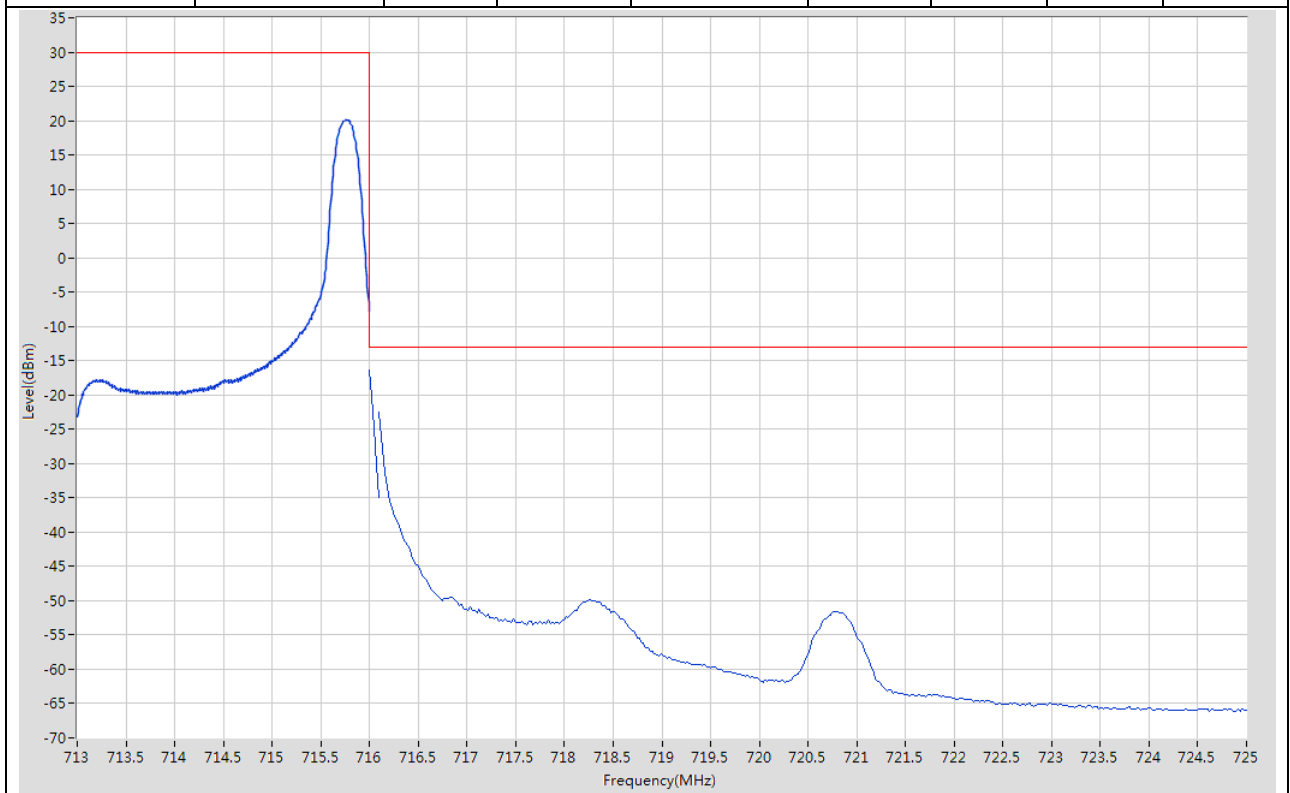
**12.14. LTE Band Edge(NTNV)(Subtest:14, Channel:23165, Bandwidth:3, Modulation:QPSK, RB Number: 15, RB Position:HIGH)**

Start Frequency (MHz)	Stop Frequency (MHz)	RBW (MHz)	Detector	Frequency (MHz)	Power (dBm)	Limit (dBm)	Verdict	Sweep Point
713	716	0.1	RMS	714.043	8.68	30	Pass	401
716	716.1	0.03	RMS	716.001	-25.79	-13	Pass	401
716.1	725	0.1	RMS	716.1	-30.9	-13	Pass	401



**12.15. LTE Band Edge(NTNV)(Subtest:15, Channel:23165, Bandwidth:3, Modulation:Q16, RB Number: 1, RB Position:HIGH)**

Start Frequency (MHz)	Stop Frequency (MHz)	RBW (MHz)	Detector	Frequency (MHz)	Power (dBm)	Limit (dBm)	Verdict	Sweep Point
713	716	0.1	RMS	715.76	20.19	30	Pass	401
716	716.1	0.03	RMS	716	-16.36	-13	Pass	5
716.1	725	0.1	RMS	716.1	-22.46	-13	Pass	401



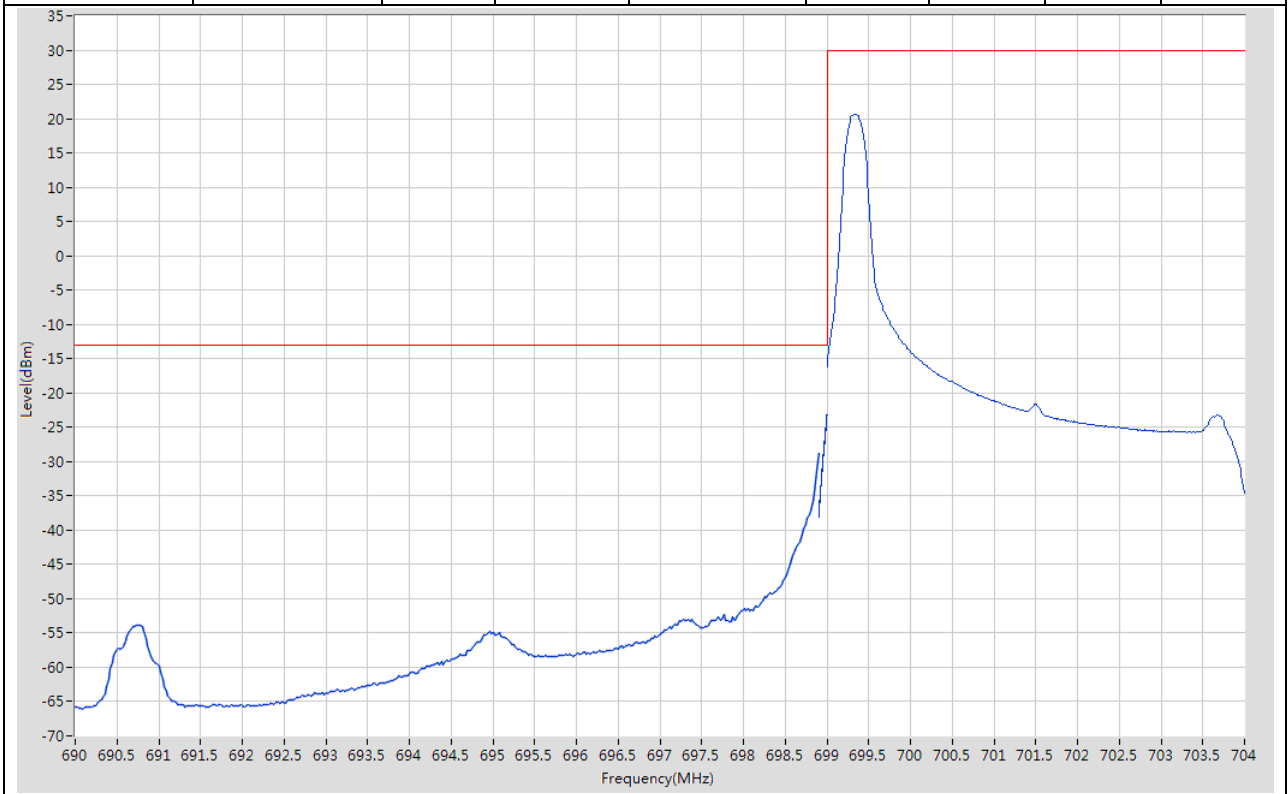
**12.16. LTE Band Edge(NTNV)(Subtest:16, Channel:23165, Bandwidth:3, Modulation:Q16, RB Number: 15, RB Position:HIGH)**

Start Frequency (MHz)	Stop Frequency (MHz)	RBW (MHz)	Detector	Frequency (MHz)	Power (dBm)	Limit (dBm)	Verdict	Sweep Point
713	716	0.1	RMS	713.465	8.26	30	Pass	401
716	716.1	0.03	RMS	716.001	-25.42	-13	Pass	401
716.1	725	0.1	RMS	716.1	-29.76	-13	Pass	401



**12.17. LTE Band Edge(NTNV)(Subtest:17, Channel:23035, Bandwidth:5, Modulation:QPSK, RB Number: 1, RB Position:LOW)**

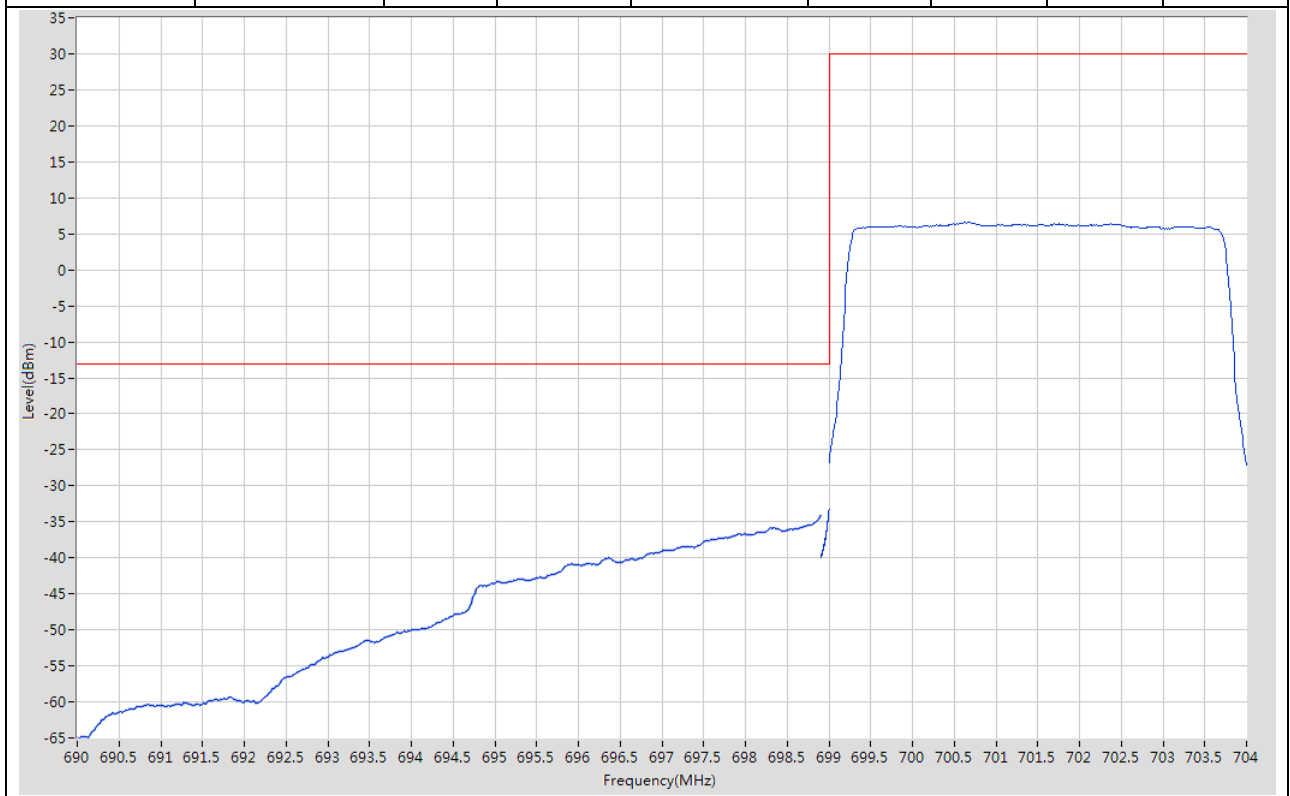
Start Frequency (MHz)	Stop Frequency (MHz)	RBW (MHz)	Detector	Frequency (MHz)	Power (dBm)	Limit (dBm)	Verdict	Sweep Point
690	698.9	0.1	RMS	698.9	-28.57	-13	Pass	401
698.9	699	0.03	RMS	699	-23.27	-13	Pass	401
699	704	0.1	RMS	699.338	20.64	30	Pass	401





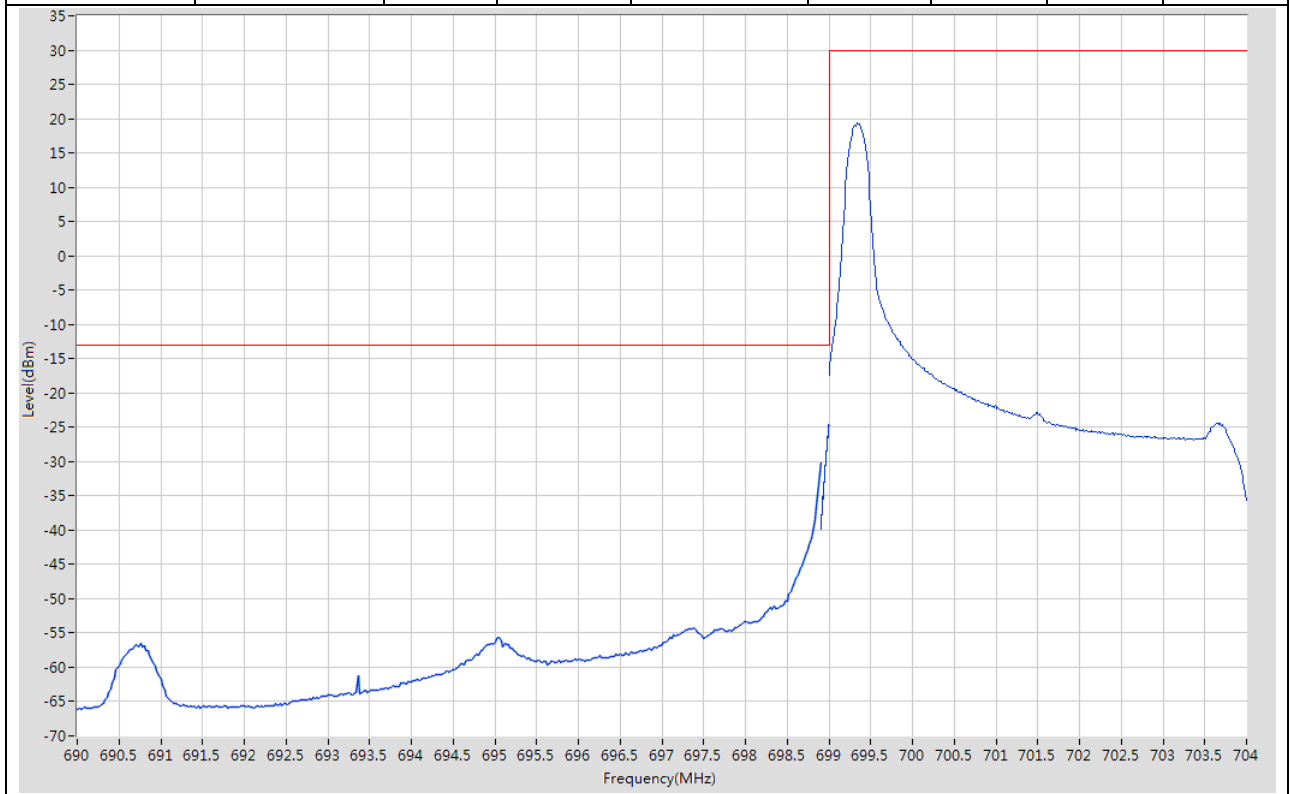
**12.18. LTE Band Edge(NTNV)(Subtest:18, Channel:23035, Bandwidth:5, Modulation:QPSK, RB Number: 25, RB Position:LOW)**

Start Frequency (MHz)	Stop Frequency (MHz)	RBW (MHz)	Detector	Frequency (MHz)	Power (dBm)	Limit (dBm)	Verdict	Sweep Point
690	698.9	0.1	RMS	698.9	-33.93	-13	Pass	401
698.9	699	0.03	RMS	699	-33.32	-13	Pass	401
699	704	0.1	RMS	700.675	6.59	30	Pass	401



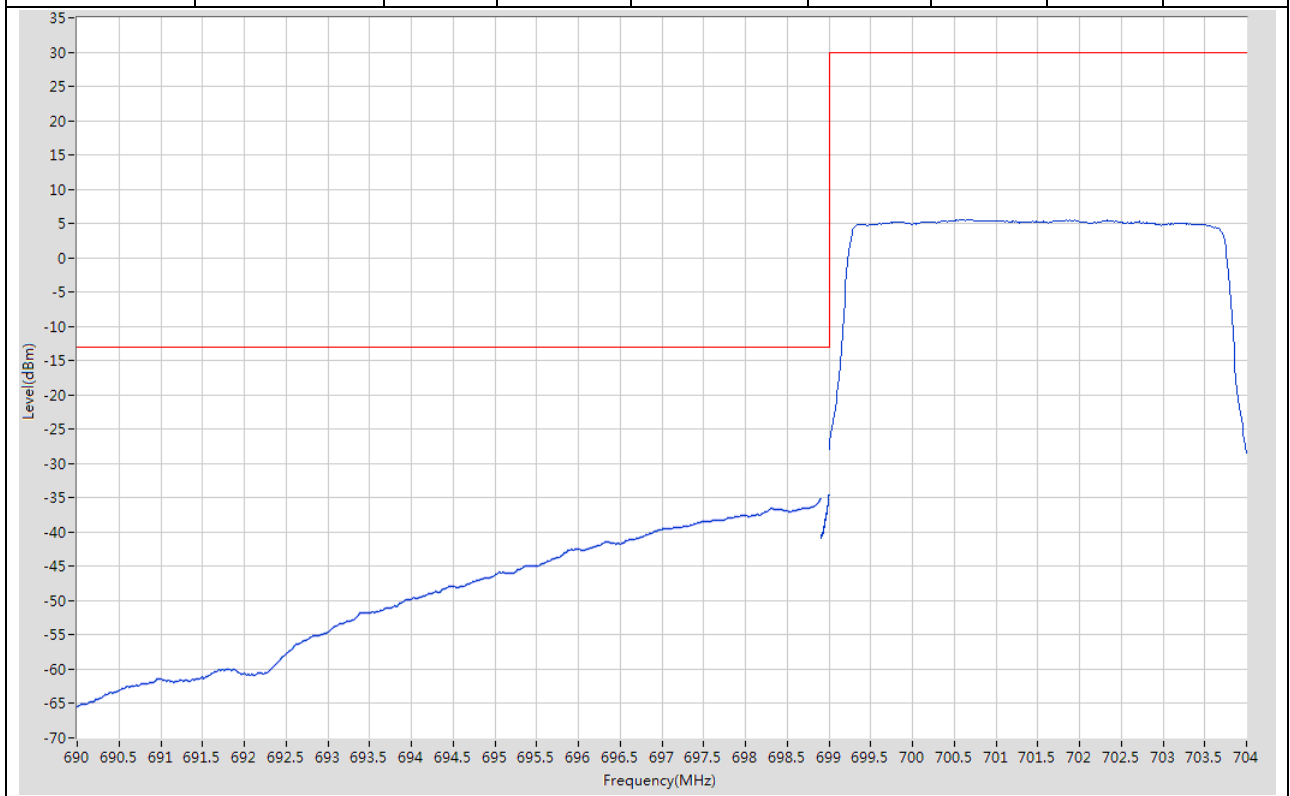
**12.19. LTE Band Edge(NTNV)(Subtest:19, Channel:23035, Bandwidth:5, Modulation:Q16, RB Number: 1, RB Position:LOW)**

Start Frequency (MHz)	Stop Frequency (MHz)	RBW (MHz)	Detector	Frequency (MHz)	Power (dBm)	Limit (dBm)	Verdict	Sweep Point
690	698.9	0.1	RMS	698.9	-29.99	-13	Pass	401
698.9	699	0.03	RMS	699	-24.61	-13	Pass	401
699	704	0.1	RMS	699.338	19.31	30	Pass	401



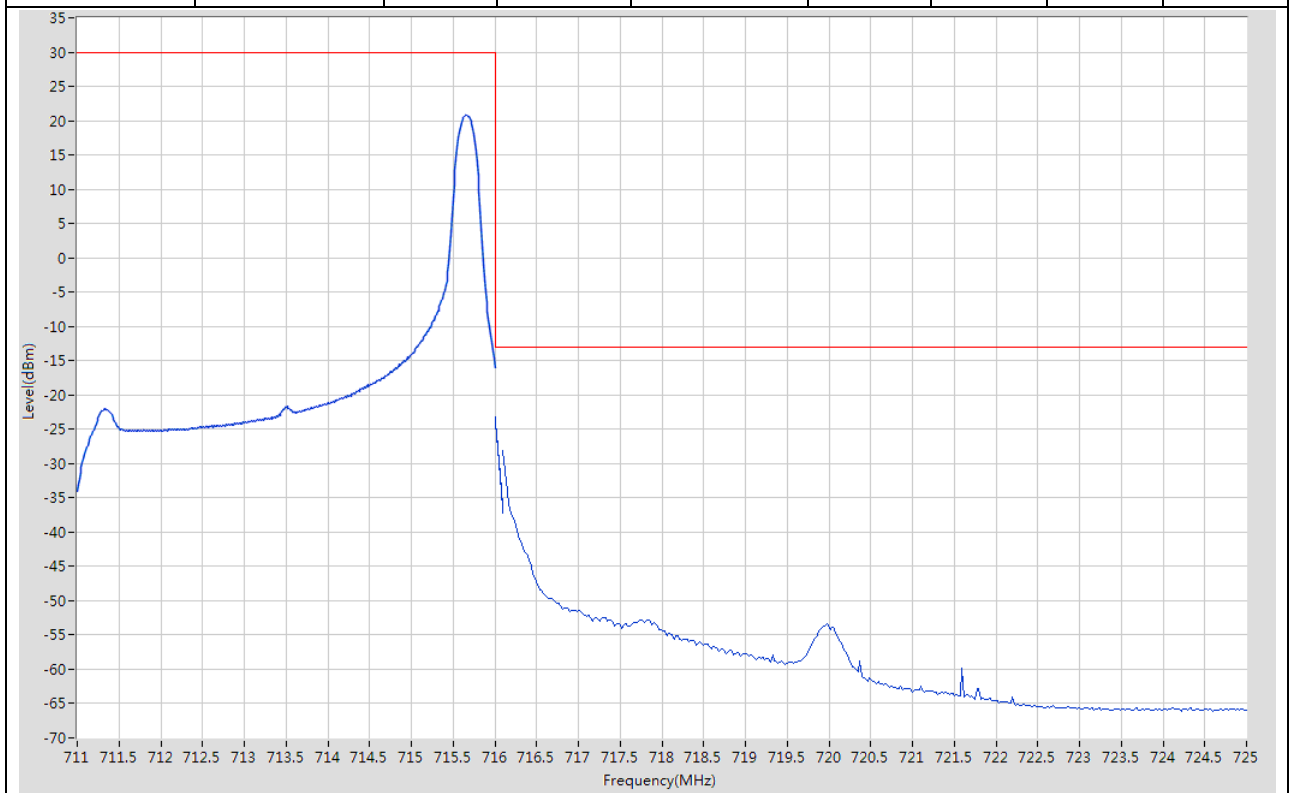
**12.20. LTE Band Edge(NTNV)(Subtest:20, Channel:23035, Bandwidth:5, Modulation:Q16, RB Number: 25, RB Position:LOW)**

Start Frequency (MHz)	Stop Frequency (MHz)	RBW (MHz)	Detector	Frequency (MHz)	Power (dBm)	Limit (dBm)	Verdict	Sweep Point
690	698.9	0.1	RMS	698.9	-34.95	-13	Pass	401
698.9	699	0.03	RMS	699	-34.62	-13	Pass	401
699	704	0.1	RMS	700.575	5.63	30	Pass	401



**12.21. LTE Band Edge(NTNV)(Subtest:21, Channel:23155, Bandwidth:5, Modulation:QPSK, RB Number: 1, RB Position:HIGH)**

Start Frequency (MHz)	Stop Frequency (MHz)	RBW (MHz)	Detector	Frequency (MHz)	Power (dBm)	Limit (dBm)	Verdict	Sweep Point
711	716	0.1	RMS	715.663	20.78	30	Pass	401
716	716.1	0.03	RMS	716	-23.28	-13	Pass	401
716.1	725	0.1	RMS	716.1	-28.07	-13	Pass	401



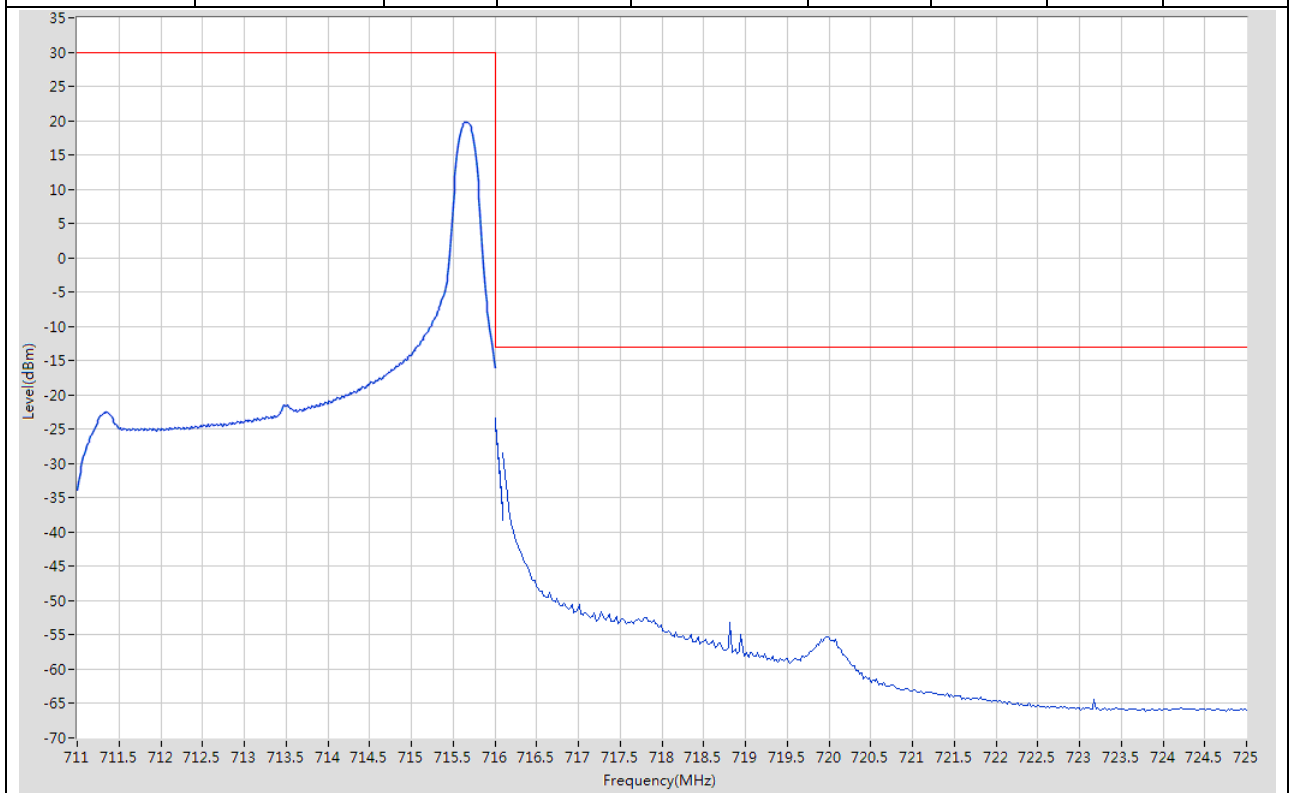
**12.22. LTE Band Edge(NTNV)(Subtest:22, Channel:23155, Bandwidth:5, Modulation:QPSK, RB Number: 25, RB Position:HIGH)**

Start Frequency (MHz)	Stop Frequency (MHz)	RBW (MHz)	Detector	Frequency (MHz)	Power (dBm)	Limit (dBm)	Verdict	Sweep Point
711	716	0.1	RMS	712.888	6.58	30	Pass	401
716	716.1	0.03	RMS	716.002	-34.08	-13	Pass	401
716.1	725	0.1	RMS	716.1	-35.83	-13	Pass	401



**12.23. LTE Band Edge(NTNV)(Subtest:23, Channel:23155, Bandwidth:5, Modulation:Q16, RB Number: 1, RB Position:HIGH)**

Start Frequency (MHz)	Stop Frequency (MHz)	RBW (MHz)	Detector	Frequency (MHz)	Power (dBm)	Limit (dBm)	Verdict	Sweep Point
711	716	0.1	RMS	715.663	19.79	30	Pass	401
716	716.1	0.03	RMS	716	-23.32	-13	Pass	401
716.1	725	0.1	RMS	716.1	-28.54	-13	Pass	401



**12.24. LTE Band Edge(NTNV)(Subtest:24, Channel:23155, Bandwidth:5, Modulation:Q16, RB Number: 25, RB Position:HIGH)**

Start Frequency (MHz)	Stop Frequency (MHz)	RBW (MHz)	Detector	Frequency (MHz)	Power (dBm)	Limit (dBm)	Verdict	Sweep Point
711	716	0.1	RMS	713.138	5.98	30	Pass	401
716	716.1	0.03	RMS	716.001	-34.38	-13	Pass	401
716.1	725	0.1	RMS	716.1	-35.5	-13	Pass	401



**12.25. LTE Band Edge(NTNV)(Subtest:25, Channel:23060, Bandwidth:10, Modulation:QPSK, RB Number: 1, RB Position:LOW)**

Start Frequency (MHz)	Stop Frequency (MHz)	RBW (MHz)	Detector	Frequency (MHz)	Power (dBm)	Limit (dBm)	Verdict	Sweep Point
690	698.9	0.1	RMS	698.9	-31.8	-13	Pass	90
698.9	699	0.03	RMS	699	-29.52	-13	Pass	401
699	709	0.1	RMS	699.575	20.82	30	Pass	401

