



(Channel 100, 5500MHz, 802.11ac (VHT20))



(Channel 120, 5600MHz, 802.11ac (VHT20))



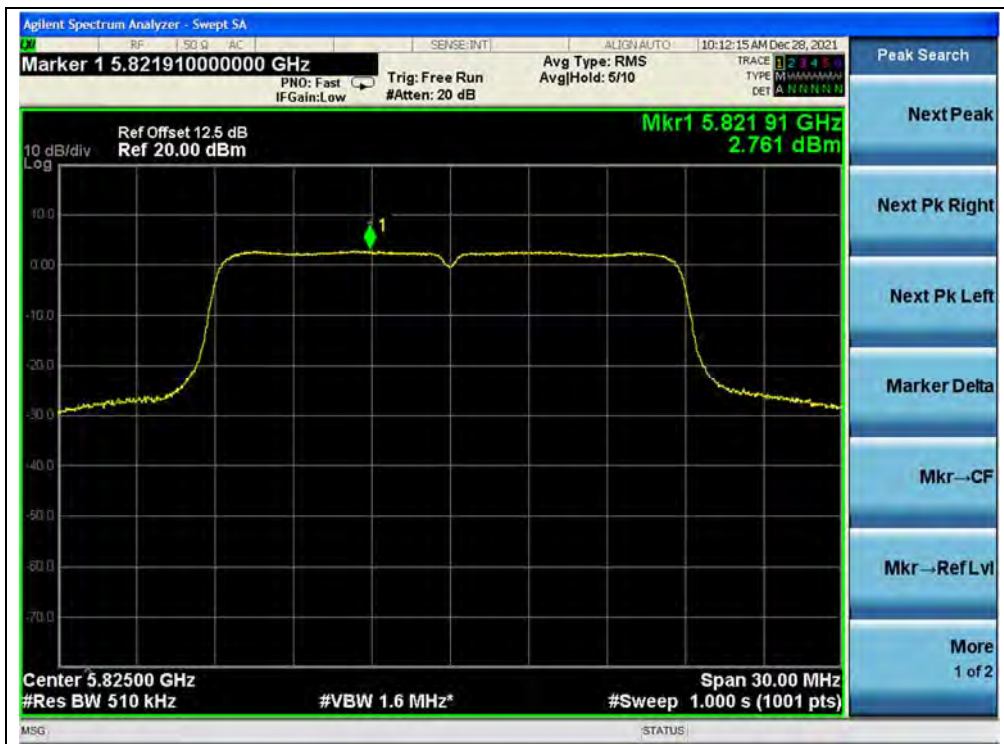
(Channel 140, 5700MHz, 802.11ac (VHT20))



(Channel 149, 5745MHz, 802.11ac (VHT20))



(Channel 157, 5785MHz, 802.11ac (VHT20))



(Channel 165, 5825MHz, 802.11ac (VHT20))



802.11ac (VHT40) Mode

A. Test Verdict:

Channel	Frequency (MHz)	Measured PSD (dBm/MHz)	Duty Factor	Corrected PSD (dBm/MHz)	Limit (dBm/MHz)	Verdict
38	5190	2.81	0.97	3.78	11	PASS
46	5230	2.76		3.73		
54	5270	3.30		4.27		
62	5310	3.30		4.27		
102	5510	2.10		3.07		
126	5630	2.84		3.81		
134	5670	2.30		3.27		
Channel	Frequency (MHz)	Measured PSD (dBm/500KHz)	Duty Factor	Corrected (dBm/500KHz)	Limit (dBm/500KHz)	Verdict
151	5755	0.21	0.97	1.18	30	PASS
155	5795	-0.51		0.46		

B. Test Plot:



(Channel 38, 5190MHz, 802.11ac (VHT40))



(Channel 46, 5230MHz, 802.11ac (VHT40))



(Channel 54, 5270MHz, 802.11ac (VHT40))



(Channel 62, 5310MHz, 802.11ac (VHT40))



(Channel 102, 5510MHz, 802.11ac (VHT40))



(Channel 126, 5630MHz, 802.11ac (VHT40))



(Channel 134, 5670MHz, 802.11ac (VHT40))



(Channel 151, 5755MHz, 802.11ac (VHT40))



(Channel 159, 5795MHz, 802.11ac (VHT40))



802.11ac (VHT80) Mode

A. Test Verdict:

Channel	Frequency (MHz)	Measured PSD (dBm/MHz)	Duty Factor	Corrected PSD (dBm/MHz)	Limit (dBm/MHz)	Verdict
42	5210	-0.62	1.50	0.88	11	PASS
58	5290	-0.62		0.88		
106	5530	-1.31		0.19		
122	5610	-0.95		0.55		
138	5690	-1.60		-0.10		
Channel	Frequency (MHz)	Measured PSD (dBm/500KHz)	Duty Factor	Corrected (dBm/500KHz)	Limit (dBm/500KHz)	Verdict
138	5690	-4.42	1.50	-2.92	30	PASS
155	5775	-3.33		-1.83		

B. Test Plot:



(Channel 42, 5210MHz, 802.11ac (VHT80))



(Channel 58, 5290MHz, 802.11ac (VHT80))



(Channel 106, 5530MHz, 802.11ac (VHT80))



(Channel 122, 5610MHz, 802.11ac (VHT80))



(Channel 138, 5690MHz, 802.11ac (VHT80))



(Channel 138, 5690MHz, 802.11ac (VHT80))



(Channel 155, 5775MHz, 802.11ac (VHT80))



2.6. Frequency Stability

2.6.1. Requirement

Manufacturers of U-NII devices are responsible for ensuring frequency stability such that an emission is maintained within the band of operation under all conditions of normal operation as specified in the user's manual.

2.6.2. Test Procedure

The EUT was placed inside of an environmental chamber as the temperature in the chamber was varied between 5°C to 40°C. The temperature was incremented by 10° intervals and the unit was allowed to stabilize at each temperature before each measurement. The center frequency of the transmitting channel was evaluated at each temperature and the frequency deviation from the channel's center frequency was recorded. Data for the worst case channel is shown below.

2.6.3. Test Result

U-NII-1 (Ch. 36) 5180MHz				
VOLTAGE (%)	POWER (VDC)	TEMP (°C)	Fre. Dev. (kHz)	Deviation (ppm)
100%	3.87	+20(Ref)	23	4.440
100%		-30	28	5.405
100%		-20	31	5.985
100%		-10	26	5.019
100%		0	24	4.633
100%		+10	22	4.247
100%		+20	25	4.826
100%		+30	23	4.440
100%		+40	26	5.019
100%		+50	23	4.440
115%		4.45	+20	28
85%	3.29	+20	24	4.633



U-NII-2A (Ch. 52)				
5260MHz				
VOLTAGE (%)	POWER (VDC)	TEMP (°C)	Fre. Dev. (kHz)	Deviation (ppm)
100%	3.87	+20(Ref)	22	4.183
100%		-30	22	4.183
100%		-20	25	4.753
100%		-10	27	5.133
100%		0	19	3.612
100%		+10	20	3.802
100%		+20	21	3.992
100%		+30	26	4.943
100%		+40	29	5.513
100%		+50	30	5.703
115%	4.45	+20	19	3.612
85%	3.29	+20	21	3.992

U-NII-2C (Ch. 100)				
5500MHz				
VOLTAGE (%)	POWER (VDC)	TEMP (°C)	Fre. Dev. (kHz)	Deviation (ppm)
100%	3.87	+20(Ref)	21	3.818
100%		-30	25	4.545
100%		-20	30	5.455
100%		-10	29	5.273
100%		0	22	4.000
100%		+10	19	3.455
100%		+20	23	4.182
100%		+30	32	5.818
100%		+40	35	6.364
100%		+50	25	4.545
115%	4.45	+20	27	4.909
85%	3.29	+20	30	5.455



U-NII-3 (Ch. 149)				
5745MHz				
VOLTAGE (%)	POWER (VDC)	TEMP (°C)	Fre. Dev. (kHz)	Deviation (ppm)
100%	3.87	+20(Ref)	22	3.829
100%		-30	26	4.526
100%		-20	27	4.700
100%		-10	21	3.655
100%		0	30	5.222
100%		+10	25	4.352
100%		+20	26	4.526
100%		+30	26	4.526
100%		+40	28	4.874
100%		+50	28	4.874
115%		4.45	+20	31
85%	3.29	+20	29	5.048

2.7. Conducted Emission

2.7.1. Requirement

According to FCC section 15.207, for an intentional radiator that is designed to be connected to the public utility (AC) power line, the radio frequency voltage that is conducted back onto the AC power line on any frequency within the band 150kHz to 30MHz shall not exceed the limits in the following table, as measured using a 50μH/50Ω line impedance stabilization network (LISN).

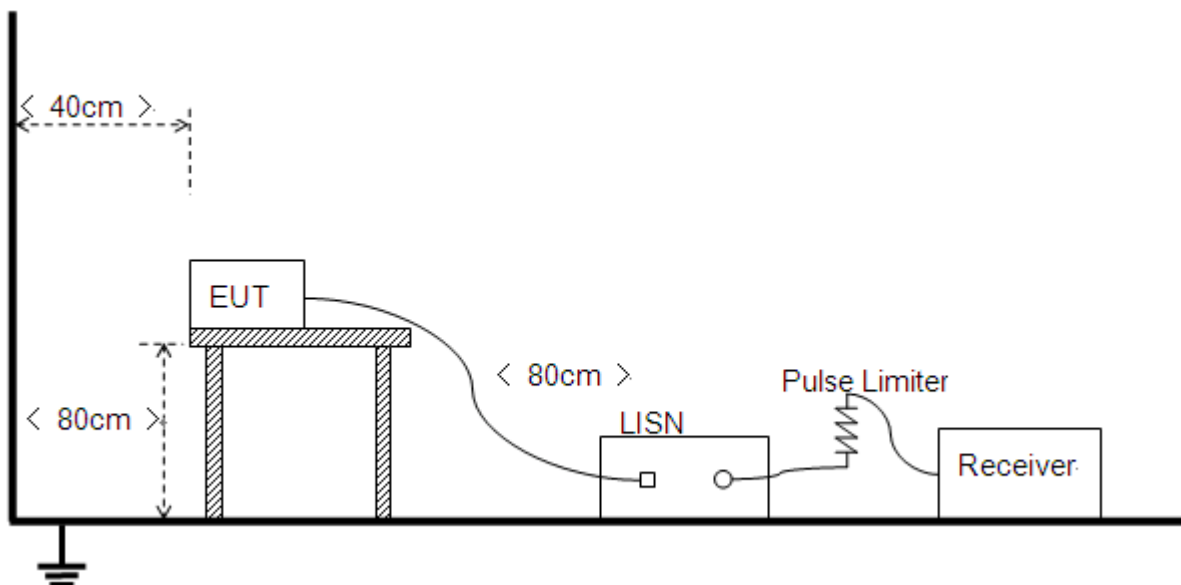
Frequency Range (MHz)	Conducted Limit (dBμV)	
	Quai-peak	Average
0.15 - 0.50	66 to 56	56 to 46
0.50 - 5	56	46
5 - 30	60	50

Note:

- (a) The lower limit shall apply at the band edges.
- (b) The limit decreases linearly with the logarithm of the frequency in the range 0.15 - 0.50MHz.

2.7.2. Test Description

Test Setup:



The Table-top EUT was placed upon a non-metallic table 0.8m above the horizontal metal reference ground plane. EUT was connected to LISN and LISN was connected to reference Ground Plane. EUT was 80cm from LISN. The set-up and test methods were according to ANSI C63.10: 2013.



2.7.3. Test Result

The maximum conducted interference is searched using Peak (PK), if the emission levels more than the AV and QP limits, and that have narrow margins from the AV and QP limits will be re-measured with AV and QP detectors. Tests for both L phase and N phase lines of the power mains connected to the EUT are performed. Set RBW=9kHz, VBW=30kHz. Refer to recorded points and Plot below.

Note: Both of the test voltage AC 120V/60Hz and AC 230V/50Hz were considered and tested respectively, only the results of the worst case AC 120V/60Hz were recorded in this report.

A. Test Setup:

Test Mode: EUT+ Adapter+Headset +WIFI TX

Test Voltage: AC 120V/60Hz

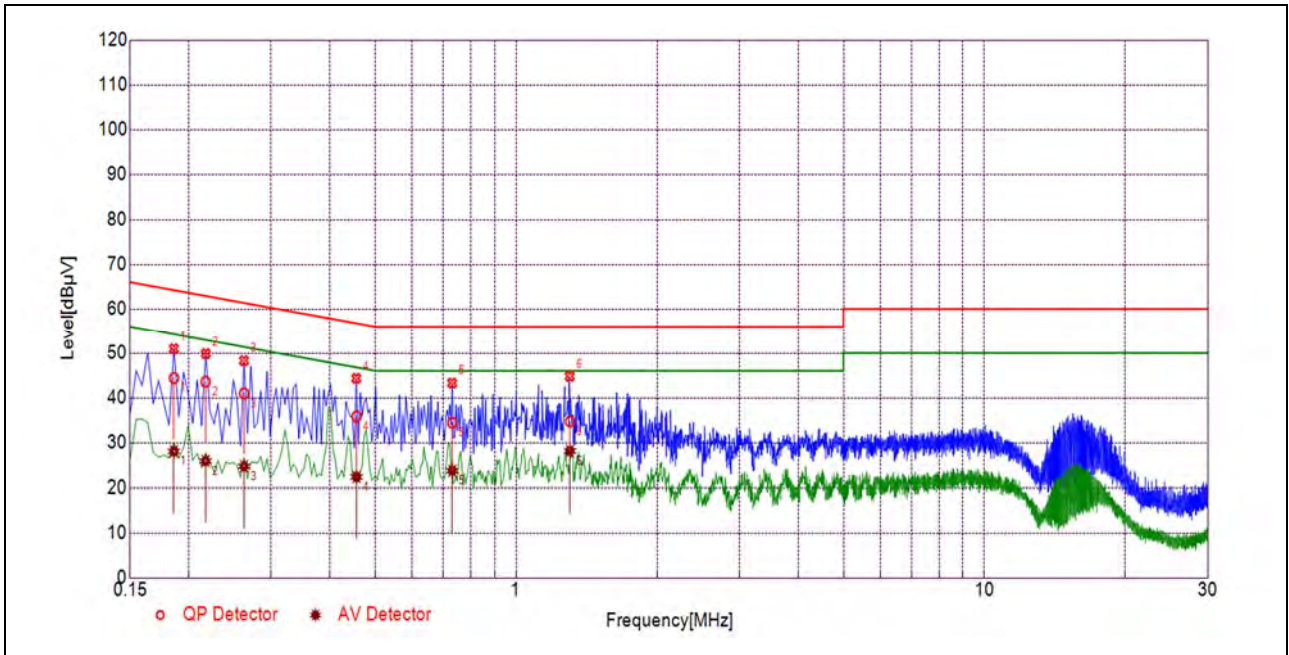
The measurement results are obtained as below:

$$E \text{ [dB}\mu\text{V]} = U_R + L_{\text{Cable loss}} \text{ [dB]} + A_{\text{Factor}}$$

U_R : Receiver Reading

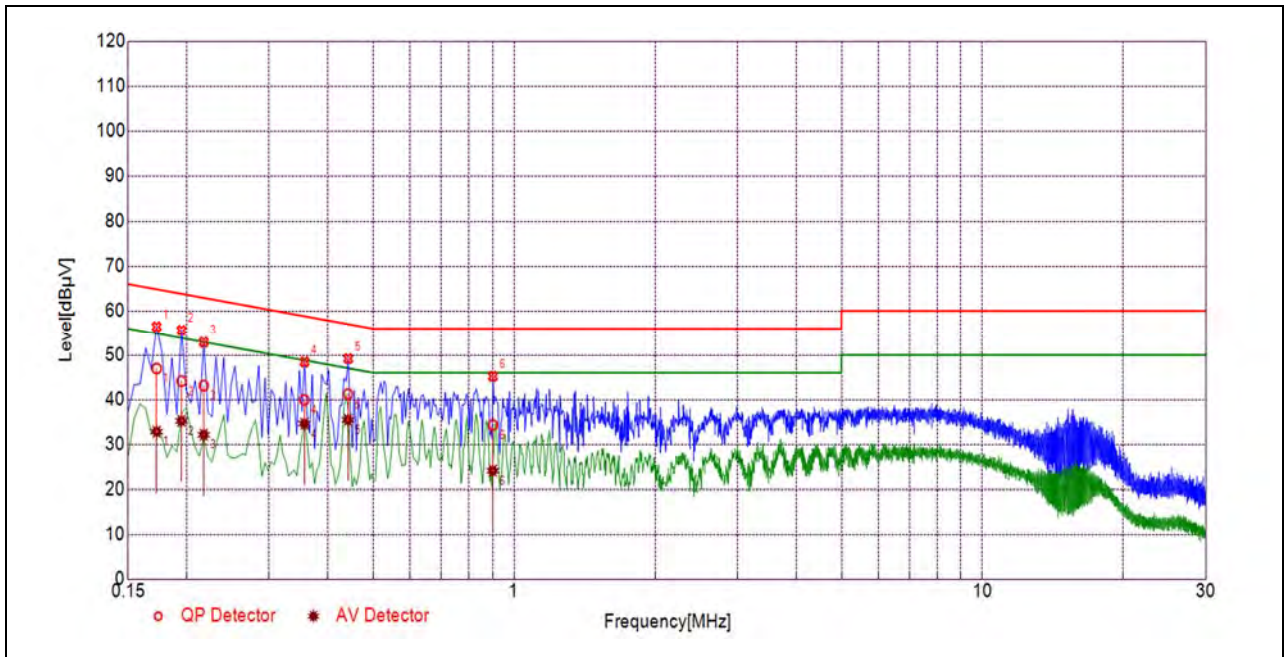
A_{Factor} : Voltage division factor of LISN

B. Test Plot:



(L Phase)

No.	Fre. (MHz)	Emission Level (dBµV)		Limit (dBµV)		Power-line	Verdict
		Quai-peak	Average	Quai-peak	Average		
1	0.1860	44.39	28.04	64.21	54.21	Line	PASS
2	0.2173	43.56	25.90	62.92	52.92		PASS
3	0.2625	40.95	24.72	61.35	51.35		PASS
4	0.4564	35.84	22.34	56.76	46.76		PASS
5	0.7309	34.41	23.71	56.00	46.00		PASS
6	1.3033	34.70	28.14	56.00	46.00		PASS



(N Phase)

No.	Fre. (MHz)	Emission Level (dBµV)		Limit (dBµV)		Power-line	Verdict
		Quai-peak	Average	Quai-peak	Average		
1	0.1725	46.94	32.81	64.84	54.84	Neutral	PASS
2	0.1949	44.12	35.25	63.82	53.82		PASS
3	0.2175	43.11	32.12	62.91	52.91		PASS
4	0.3567	39.92	34.61	58.80	48.80		PASS
5	0.4421	41.20	35.45	57.02	47.02		PASS
6	0.9007	34.33	24.09	56.00	46.00		PASS

2.8. Restricted Frequency Bands

2.8.1. Requirement

The peak emissions outside of the frequency bands of operation shall be attenuated in accordance with the following limits:

- (1) For transmitters operating in the 5.15–5.25 GHz band: all emissions outside of the 5.15–5.35 GHz band shall not exceed an EIRP of -27dBm/MHz.
- (2) For transmitters operating in the 5.25–5.35 GHz band: all emissions outside of the 5.15–5.35 GHz band shall not exceed an EIRP of -27dBm/MHz.
- (3) For transmitters operating in the 5.47–5.725 GHz band: all emissions outside of the 5.47–5.725 GHz band shall not exceed an EIRP of -27dBm/MHz.
- (4) For transmitters operating in the 5.725-5.85 GHz band:
 - (i) All emissions shall be limited to a level of -27 dBm/MHz at 75 MHz or more above or below the band edge increasing linearly to 10 dBm/MHz at 25 MHz above or below the band edge, and from 25 MHz above or below the band edge increasing linearly to a level of 15.6 dBm/MHz at 5 MHz above or below the band edge, and from 5 MHz above or below the band edge increasing linearly to a level of 27 dBm/MHz at the band edge.

The following formula is used to convert the equipment isotropic radiated power(e.i.r.p.) to field strength (dBμV/m);

$$E = 1000000 \times \sqrt{30P} / 3 \mu\text{V/m}$$

where P is the EIRP in Watts

Therefore: -27 dBm/MHz = 68.23 dBuV/m

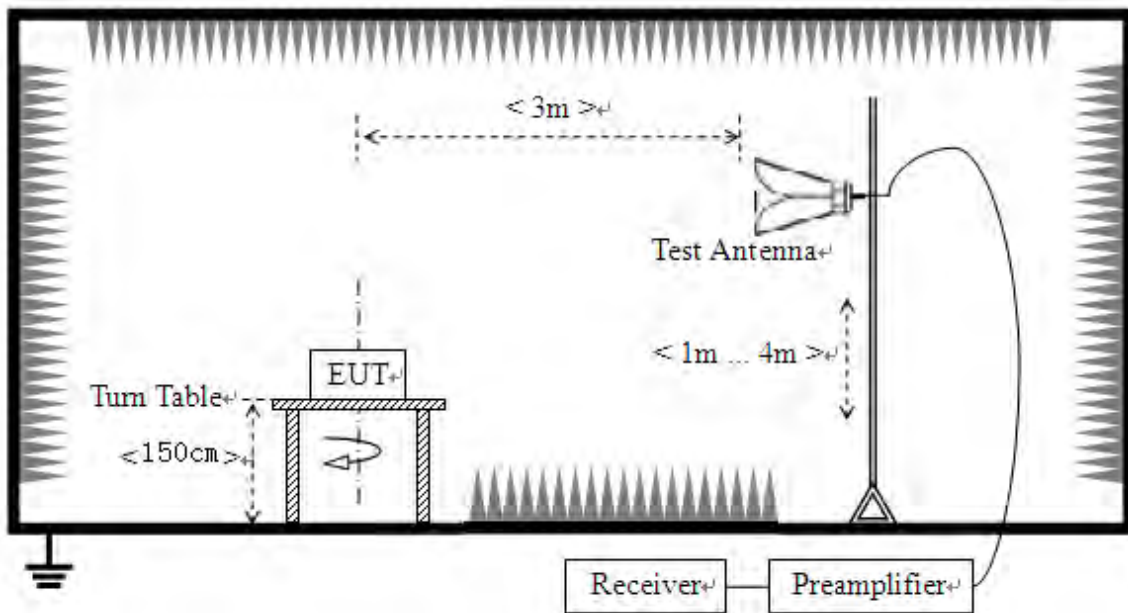
Unwanted emissions below 1 GHz must comply with the general field strength limits set forth in § 15.209. According to FCC section 15.209 (a), except as provided elsewhere in this subpart, the emissions from an intentional radiator shall not exceed the field strength levels specified in the following table:

Frequency (MHz)	Field Strength ($\mu\text{V}/\text{m}$)	Measurement Distance (m)
0.009 - 0.490	2400/F(kHz)	300
0.490 - 1.705	24000/F(kHz)	30
1.705 - 30.0	30	30
30 - 88	100	3
88 - 216	150	3
216 - 960	200	3
Above 960	500	3

For Above 1000MHz, the emission limit in this paragraph is based on measurement instrumentation employing an average detector, measurement using instrumentation with a peak detector function, corresponding to 20dB above the maximum permitted average limit. In addition, radiated emissions which fall in the restricted bands, as defined in Section 15.205(a), also should comply with the radiated emission limits specified in Section 15.209(a)(above table).

2.8.2. Test Description

Test Setup





The EUT is located in a 3m Semi-Anechoic Chamber; the antenna factors, cable loss and so on of the site as factors are calculated to correct the reading.

KDB 789033 Section H) 3)5)6(d)) was used in order to prove compliance

For the Test Antenna:

Test Antenna is 3m away from the EUT. Test Antenna height is varied from 1m to 4m above the ground to determine the maximum value of the field strength.

2.8.3. Test Result

The lowest and highest channels are tested to verify Restricted Frequency Bands.

The measurement results are obtained as below:

$$E \text{ [dB}\mu\text{V/m]} = U_R + A_T + A_{\text{Factor}} \text{ [dB]}; A_T = L_{\text{Cable loss}} \text{ [dB]} - G_{\text{preamp}} \text{ [dB]}$$

A_T : Total correction Factor except Antenna; U_R : Receiver Reading

G_{preamp} : Preamplifier Gain; A_{Factor} : Antenna Factor at 3m

Note 1: Restricted Frequency Bands were performed when antenna was at vertical and horizontal polarity, and only the worse test condition (vertical) was recorded in this test report.

Note 2 All test modes and bandwidth were considered and evaluated respectively by performing full test, only the worst data were recorded for each bandwidth.

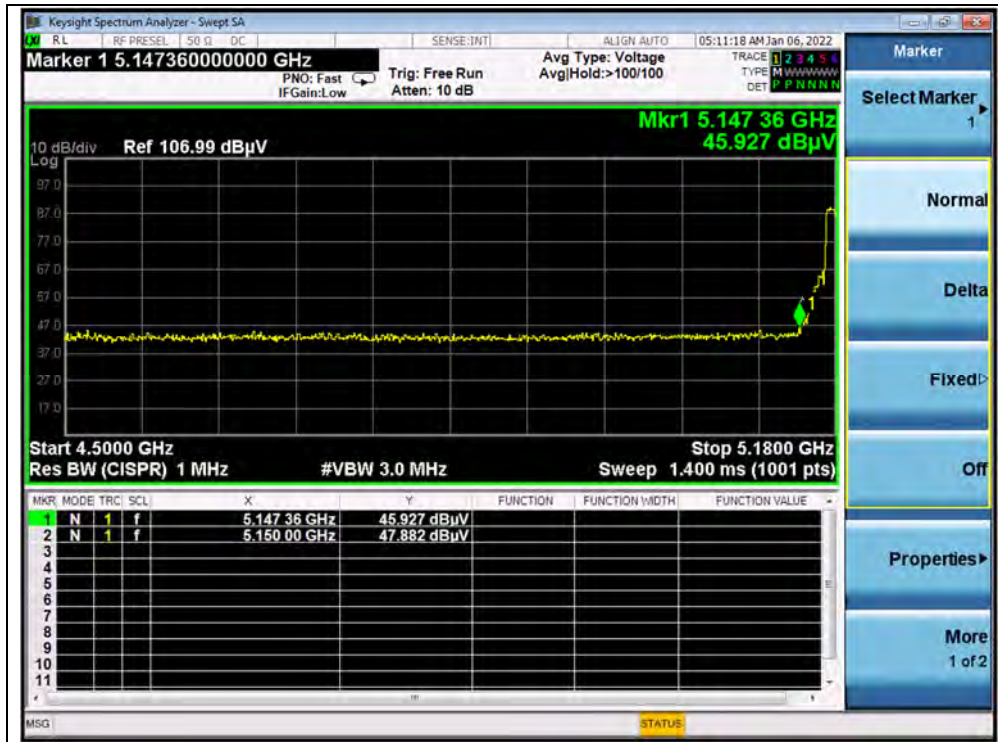
802.11a Mode

A.Test Verdict:

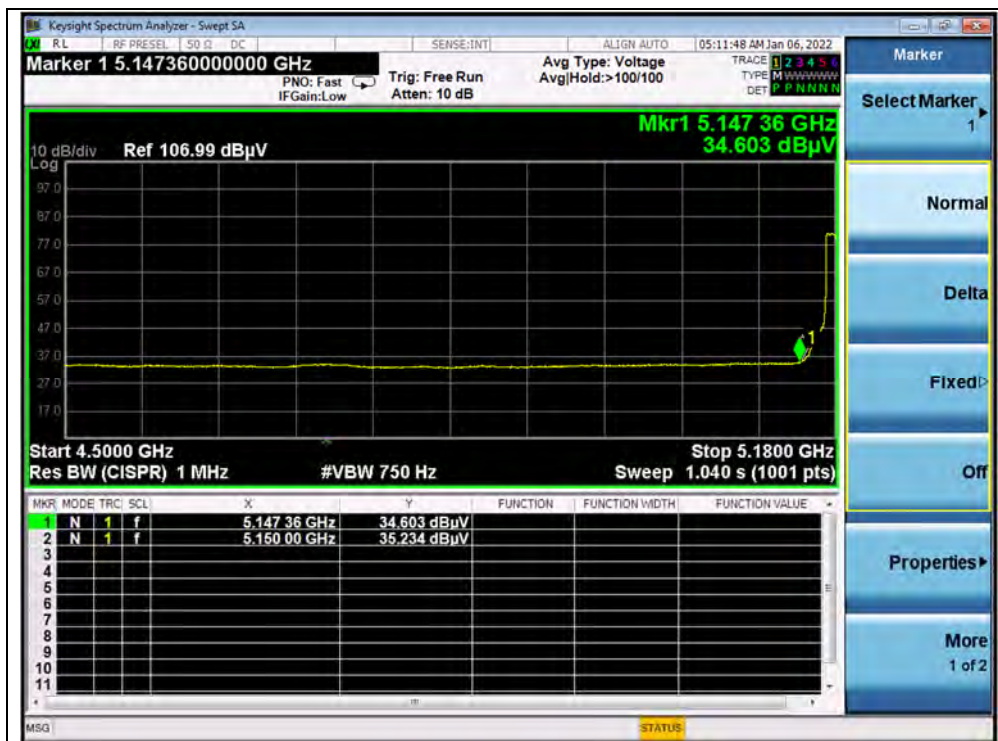
Channel	Frequency (MHz)	Detector	Receiver Reading	A_T (dB)	A_{Factor} (dB@3m)	Max. Emission E (dB μ V/m)	Limit (dB μ V/m)	Verdict
		PK/ AV	U_R (dB μ V)					
36	5150.00	PK	47.88	-19.54	32.20	60.54	74	PASS
36	5150.00	AV	35.23	-19.54	32.20	47.89	54	PASS
64	5351.64	PK	45.70	-18.80	32.20	59.10	74	PASS
64	5350.00	AV	33.92	-18.80	32.20	47.32	54	PASS
100	5470.00	PK	47.90	-19.20	32.20	60.90	68.23	PASS
100	5470.00	AV	34.13	-19.20	32.20	47.13	54	PASS
144	5725.00	PK	43.76	-19.20	32.20	56.76	68.23	PASS
149	5725.00	PK	56.14	-19.01	32.20	69.33	122.23	PASS
165	5855.00	PK	46.78	-19.01	32.20	59.97	110.83	PASS



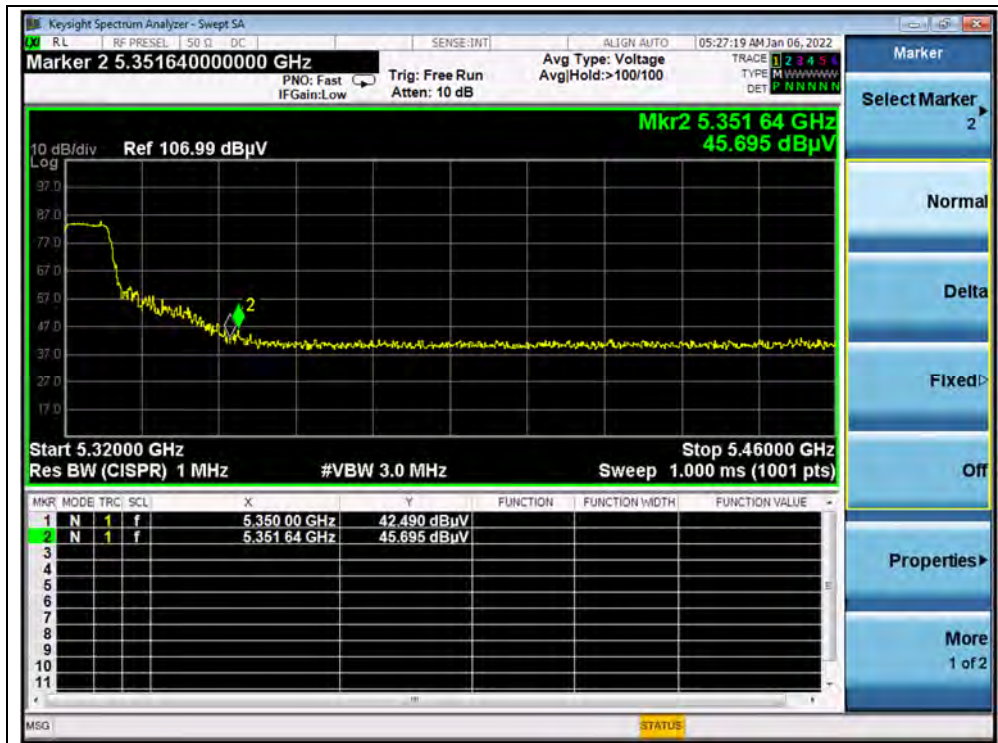
B.Test Plot:



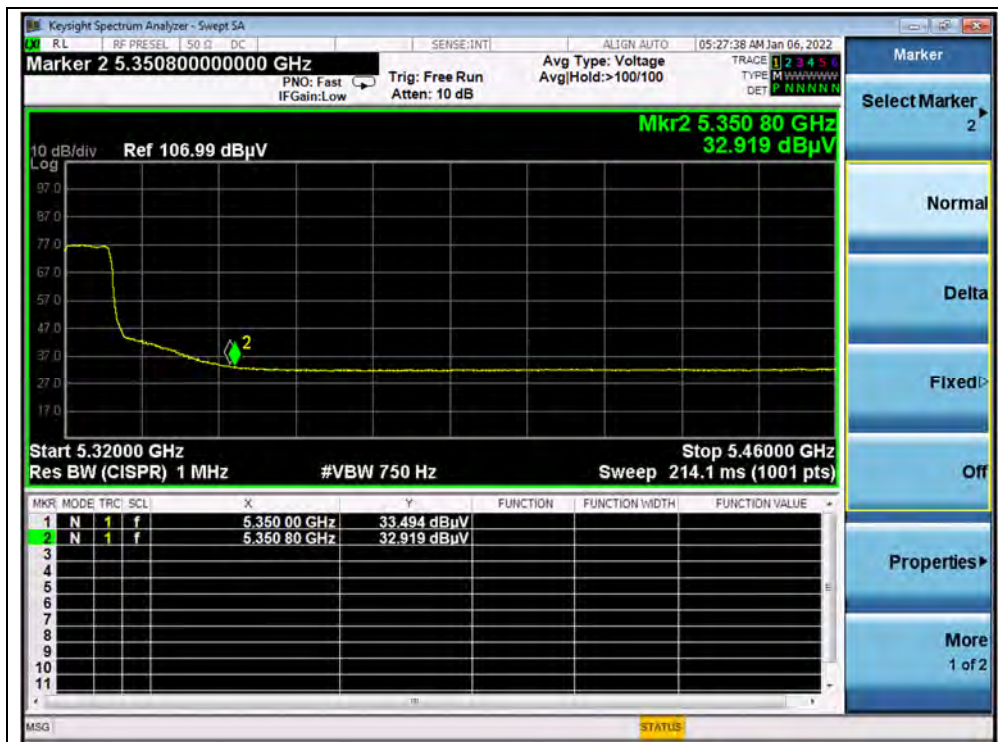
(PEAK, Channel 36, 802.11a)



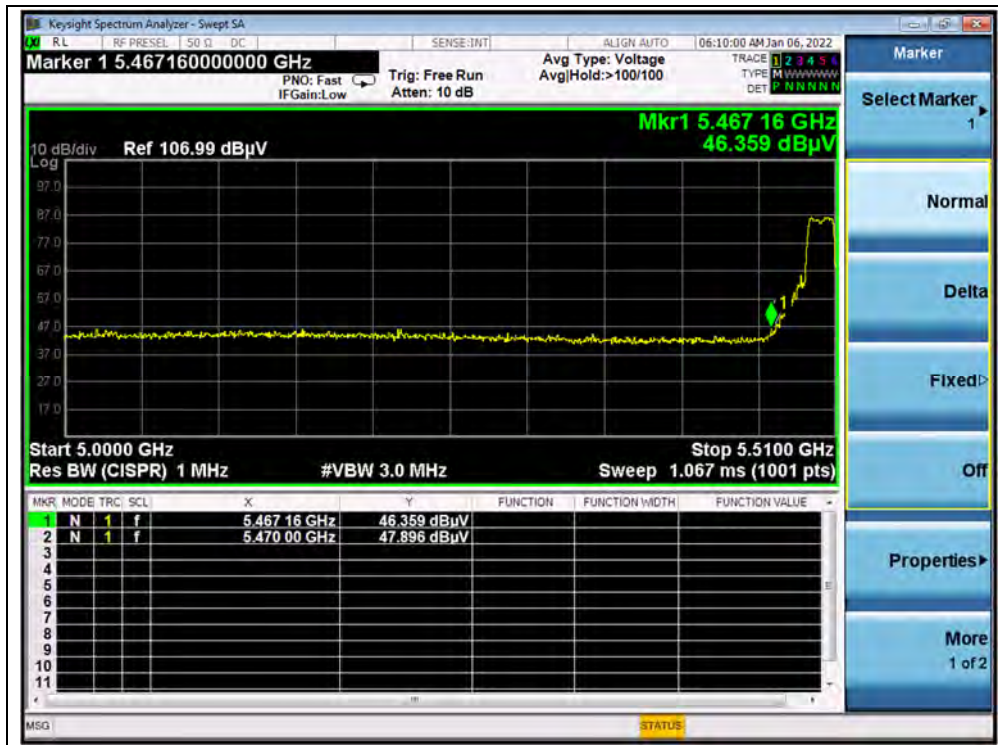
(AVERAGE, Channel 36, 802.11a)



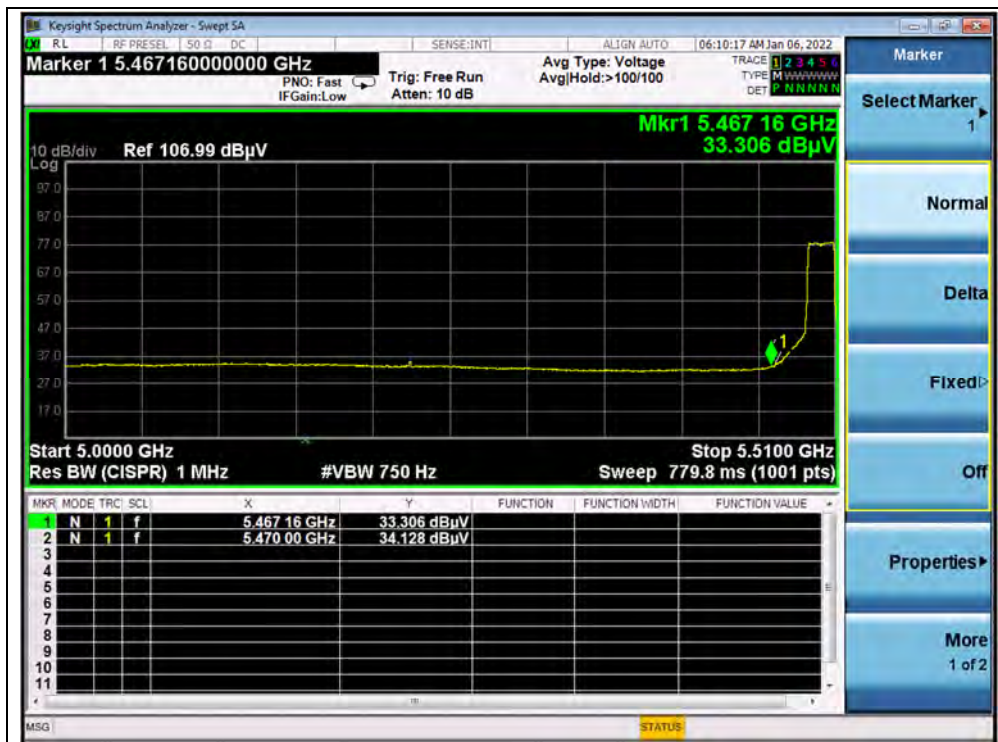
(PEAK, Channel 64, 802.11a)



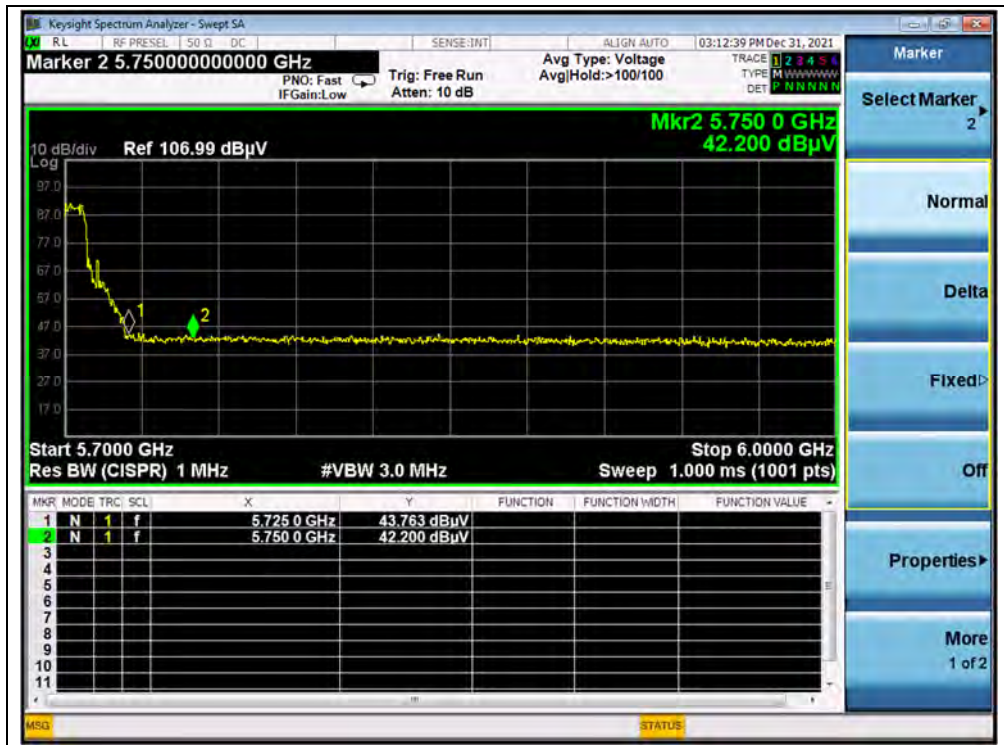
(AVERAGE, Channel 64, 802.11a)



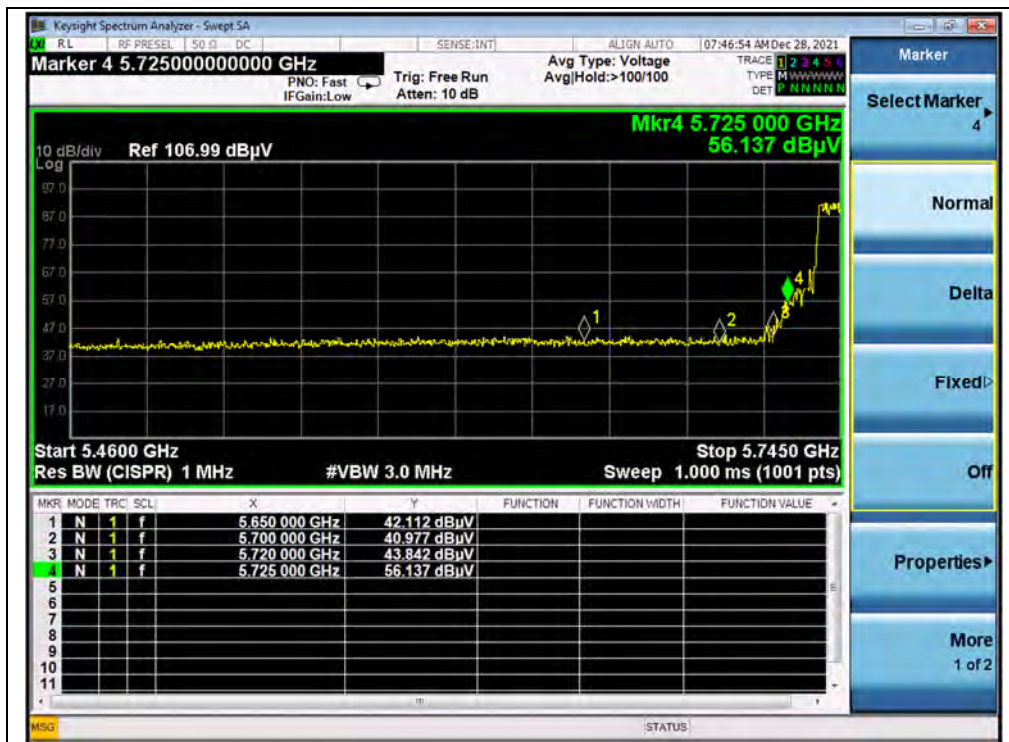
(PEAK, Channel 100, 802.11a)



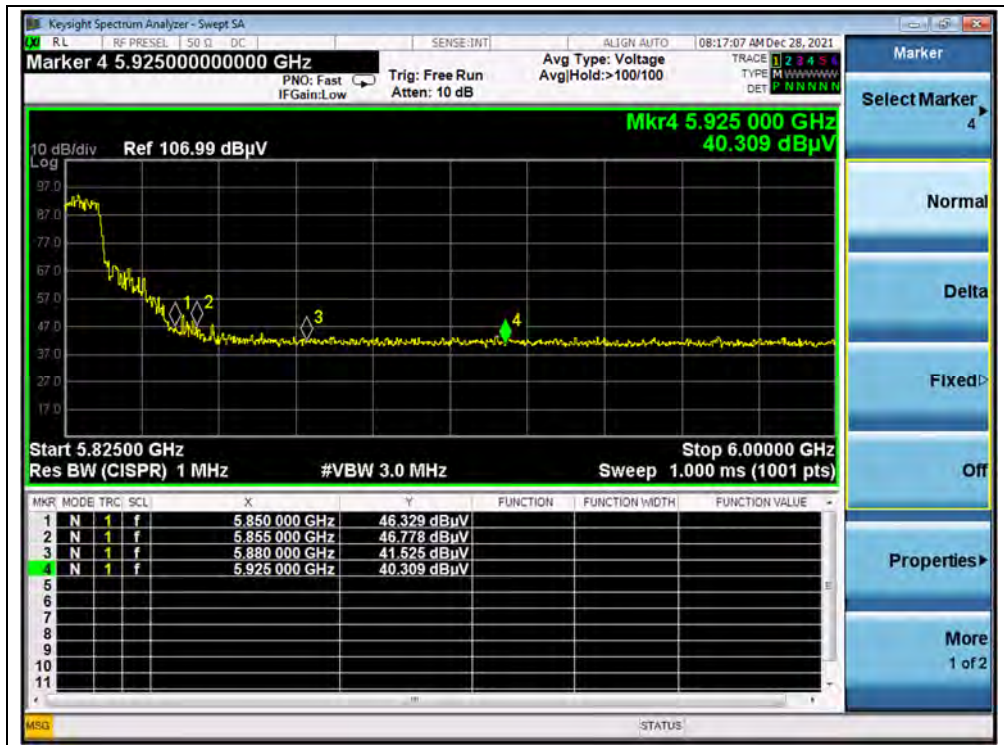
(AVERAGE, Channel 100, 802.11a)



(PEAK, Channel 144, 802.11a)



(PEAK, Channel 149, 802.11a)



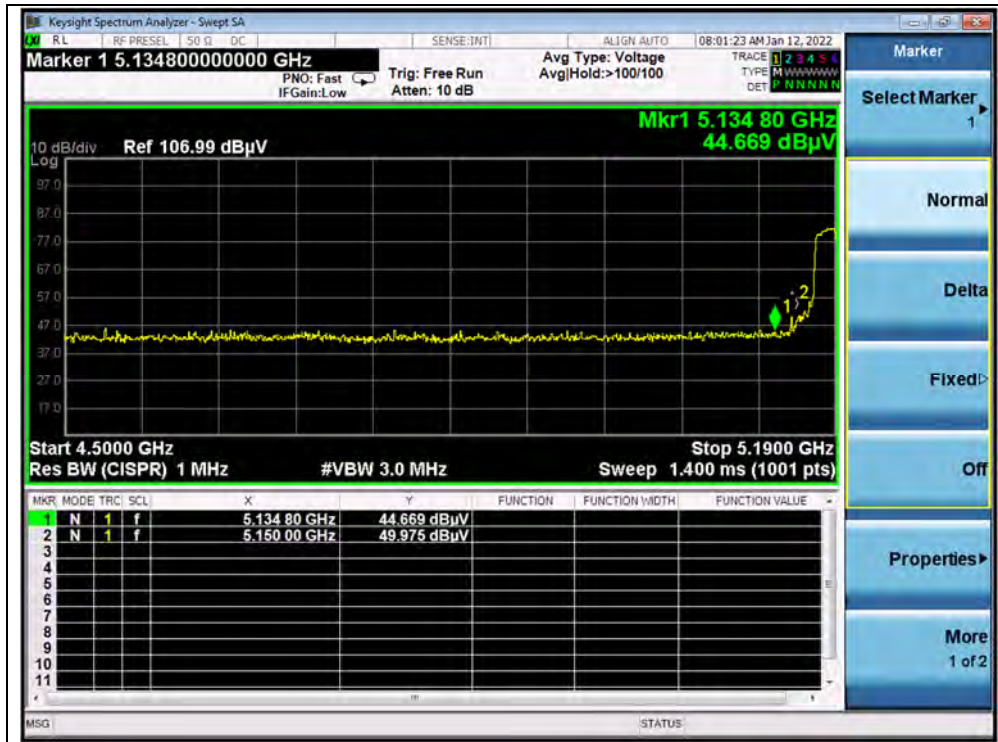
(PEAK, Channel 165, 802.11a)

**802.11n (HT40) Mode****A.Test Verdict:**

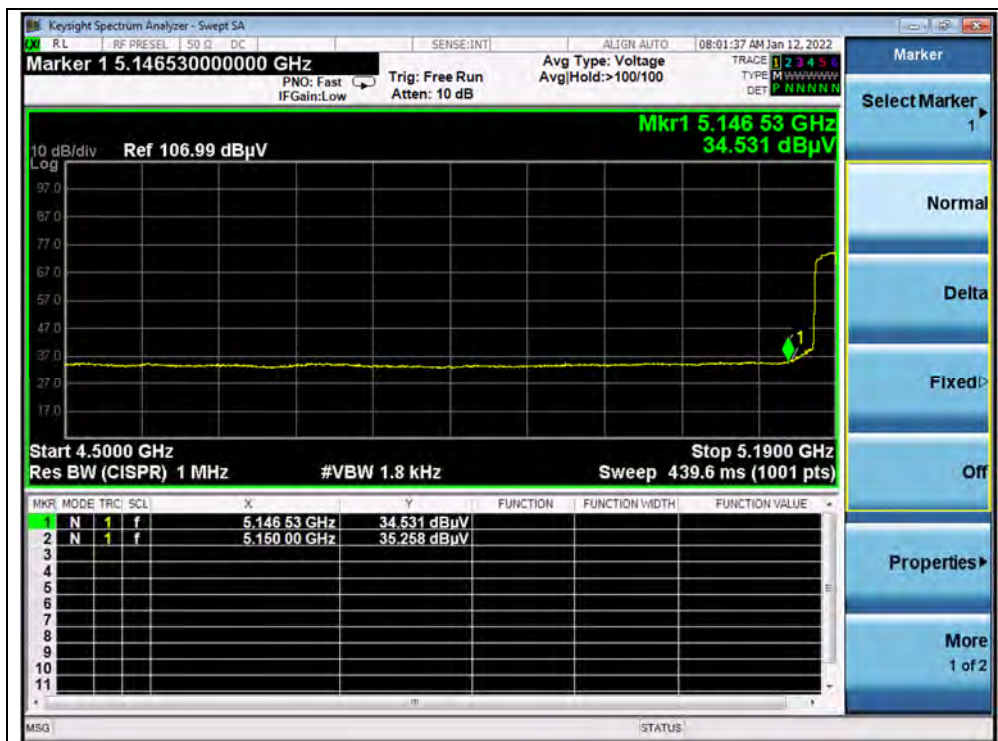
Channel	Frequency (MHz)	Detector	Receiver Reading	A_T (dB)	A_{Factor} (dB@3m)	Max. Emission E (dB μ V/m)	Limit (dB μ V/m)	Verdict
		PK/ AV	U_R (dB μ V)					
38	5150.00	PK	49.98	-19.54	32.20	62.64	74	PASS
38	5150.00	AV	35.26	-19.54	32.20	47.92	54	PASS
62	5359.05	PK	43.29	-18.80	32.20	56.69	74	PASS
62	5351.40	AV	32.77	-18.80	32.20	46.17	54	PASS
102	5244.29	PK	44.44	-19.20	32.20	57.44	68.23	PASS
102	5470.00	AV	33.42	-19.20	32.20	46.42	54	PASS
142	5750.00	PK	42.93	-19.20	32.20	55.93	68.23	PASS
151	5725.00	PK	54.23	-19.01	32.20	67.42	122.23	PASS
159	5855.00	PK	42.33	-19.01	32.20	55.52	110.83	PASS



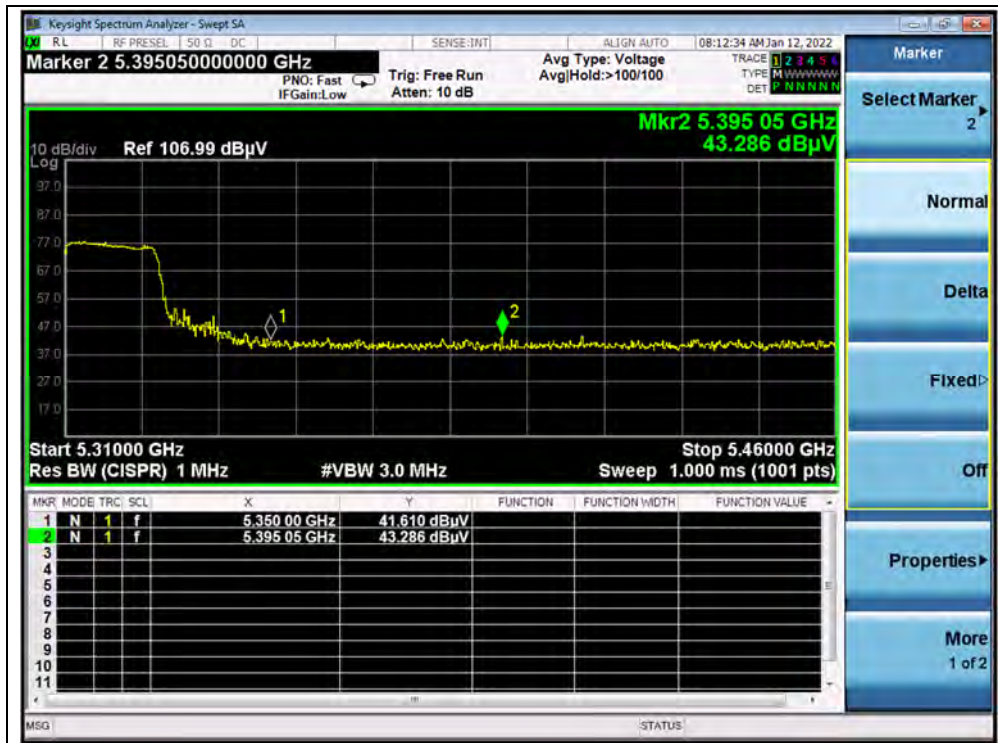
B.Test Plot:



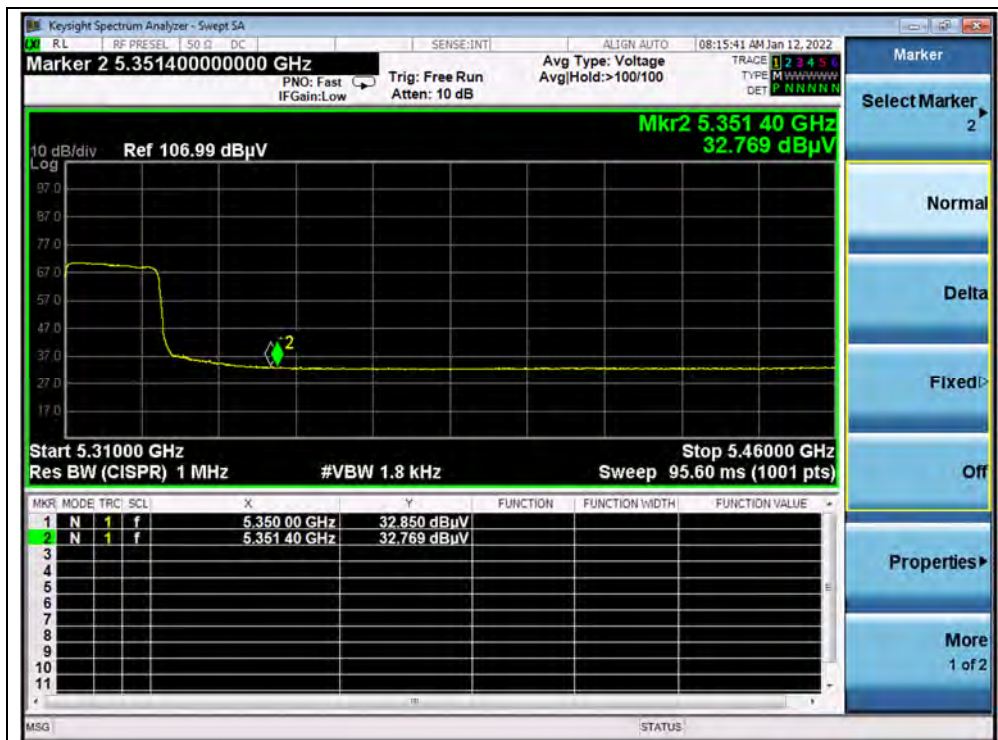
(PEAK, Channel 38, 802.11n (HT40))



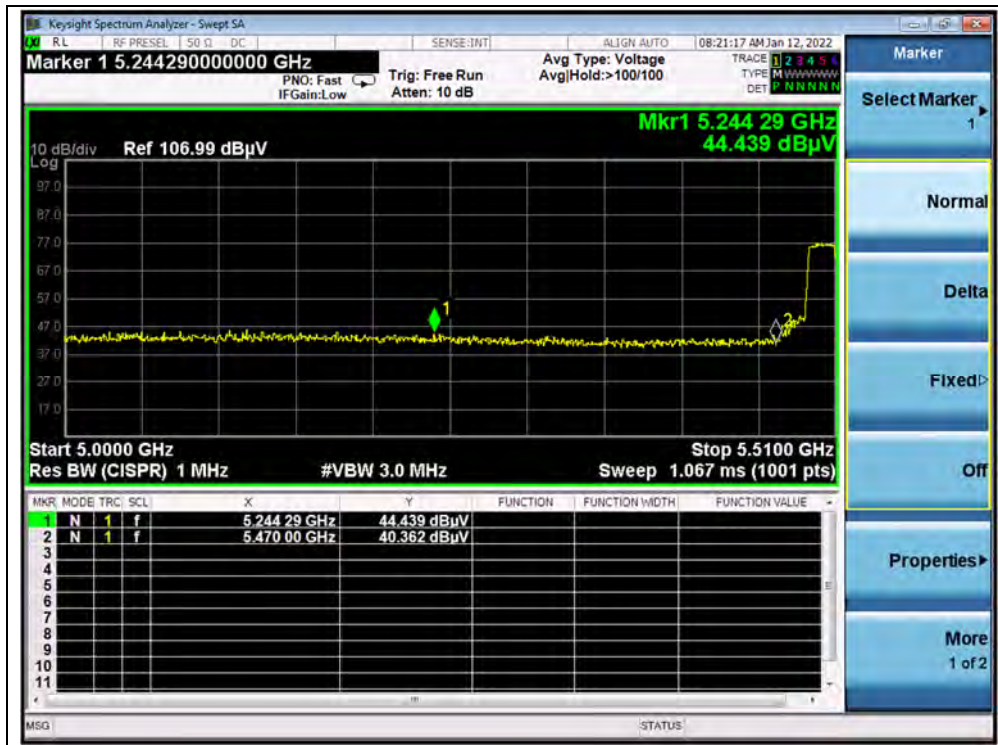
(AVERAGE, Channel 38, 802.11n (HT40))



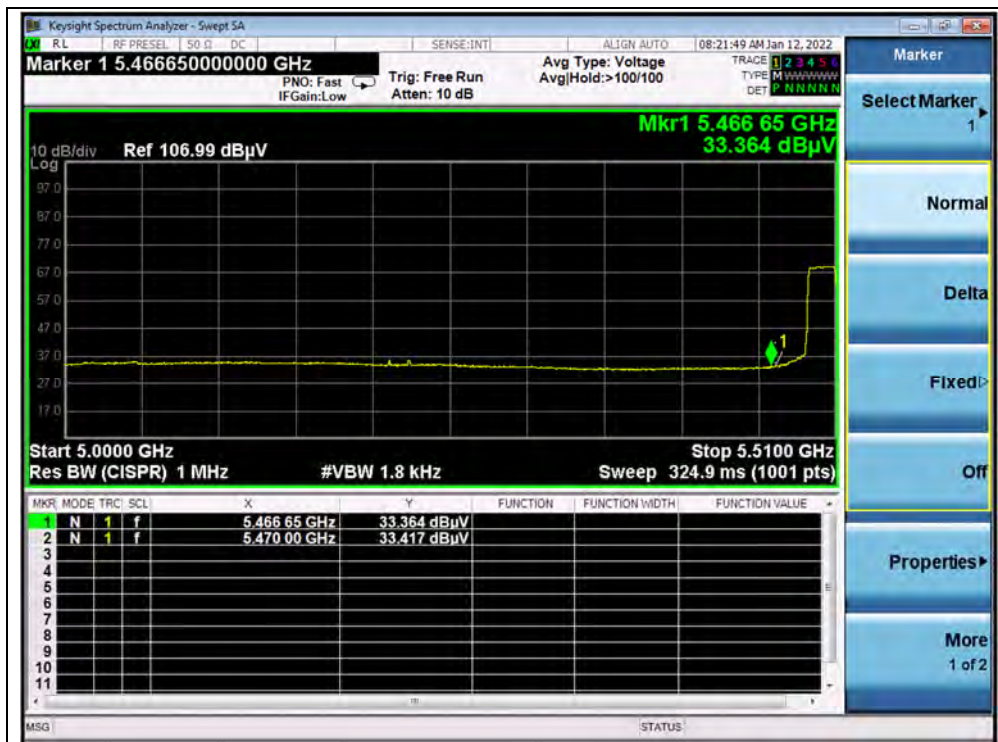
(PEAK, Channel 62, 802.11n (HT40))



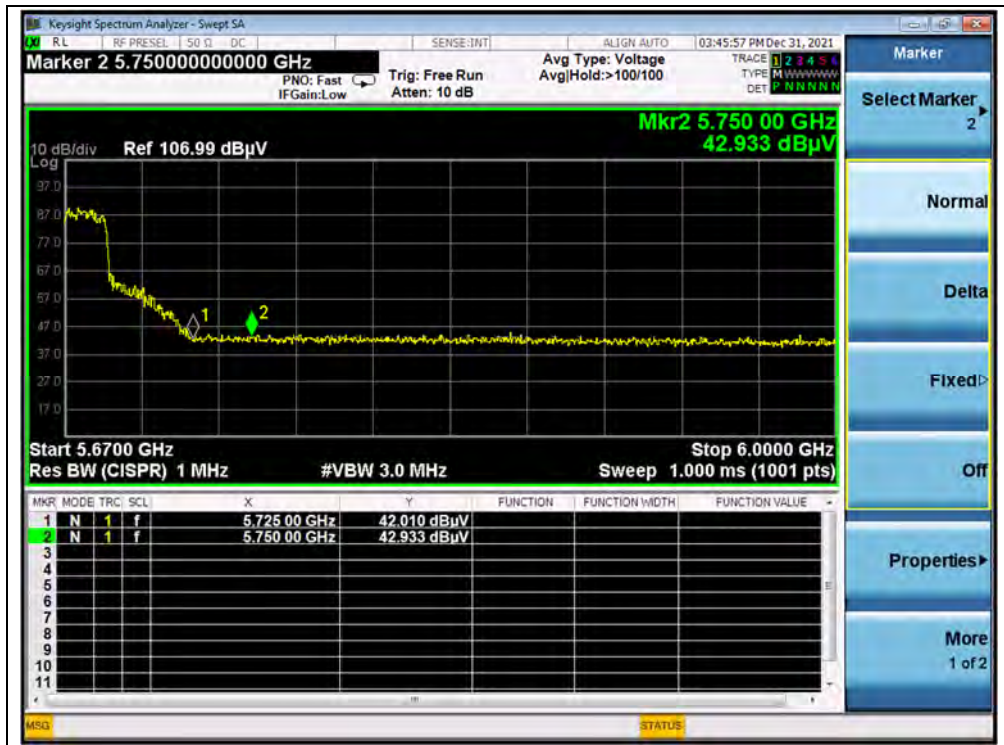
(AVERAGE, Channel 62, 802.11n (HT40))



(PEAK, Channel 102, 802.11n (HT40))



(AVERAGE, Channel 102, 802.11n (HT40))



(PEAK, Channel 142, 802.11n (HT40))



(PEAK, Channel 151, 802.11n (HT40))

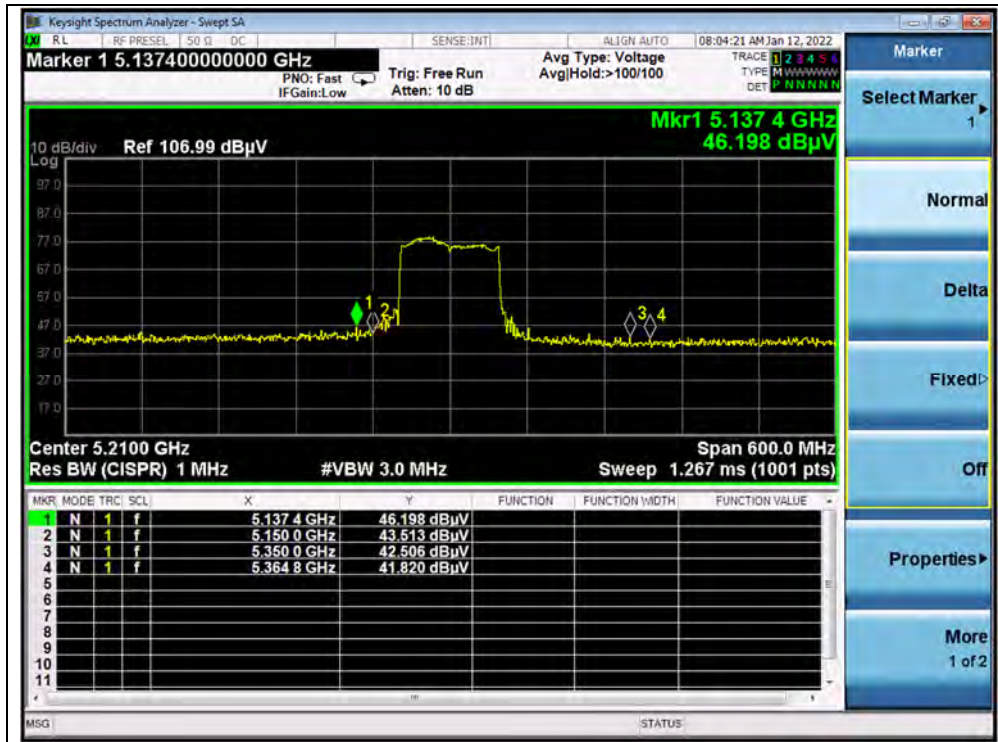


(PEAK, Channel 159, 802.11n (HT40))

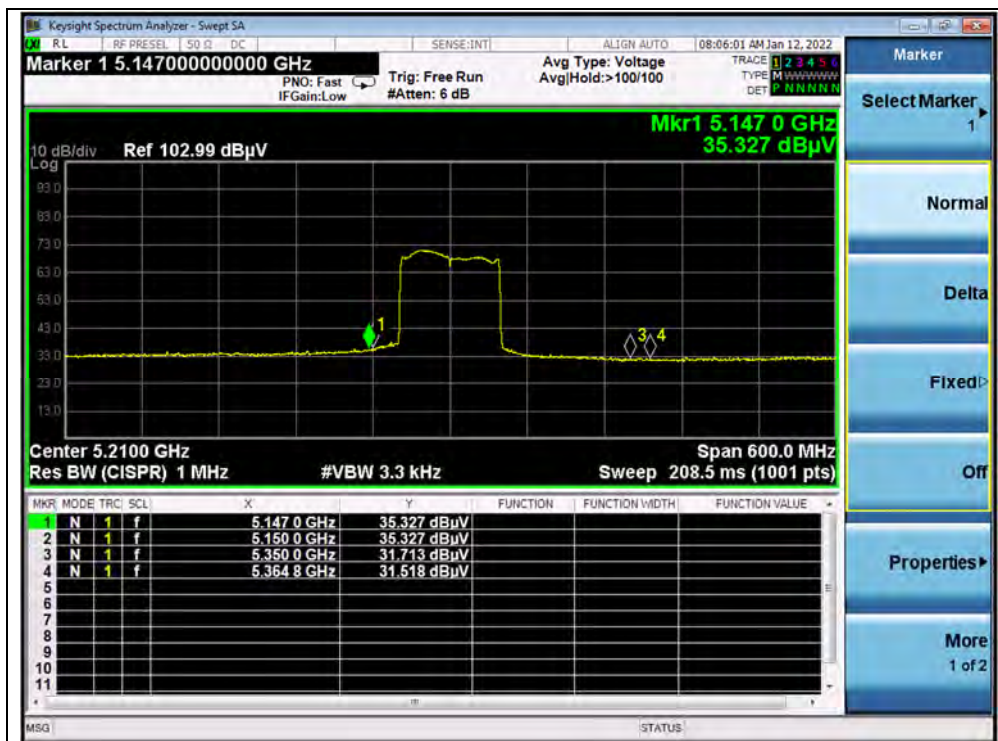
**802.11ac (VHT80) Mode****A.Test Verdict:**

Channel	Frequency (MHz)	Detector	Receiver Reading	A _T (dB)	A _{Factor} (dB@3m)	Max. Emission E (dBμV/m)	Limit (dBμV/m)	Verdict
		PK/ AV	U _R (dBμV)					
42	5137.40	PK	46.20	-19.54	32.20	58.86	74	PASS
42	5150.00	AV	35.33	-19.54	32.20	47.99	54	PASS
58	5142.80	PK	43.83	-18.80	32.20	57.23	74	PASS
58	5150.00	AV	34.38	-18.80	32.20	47.78	54	PASS
106	5454.10	PK	43.48	-19.20	32.20	56.48	74	PASS
106	5470.00	AV	33.97	-19.20	32.20	46.97	54	PASS
138	5725.00	PK	42.98	-19.20	32.20	55.98	68.23	PASS
155	5720.00	PK	54.11	-19.01	32.20	67.30	110.83	PASS
155	5855.00	PK	44.90	-19.01	32.20	58.09	110.83	PASS

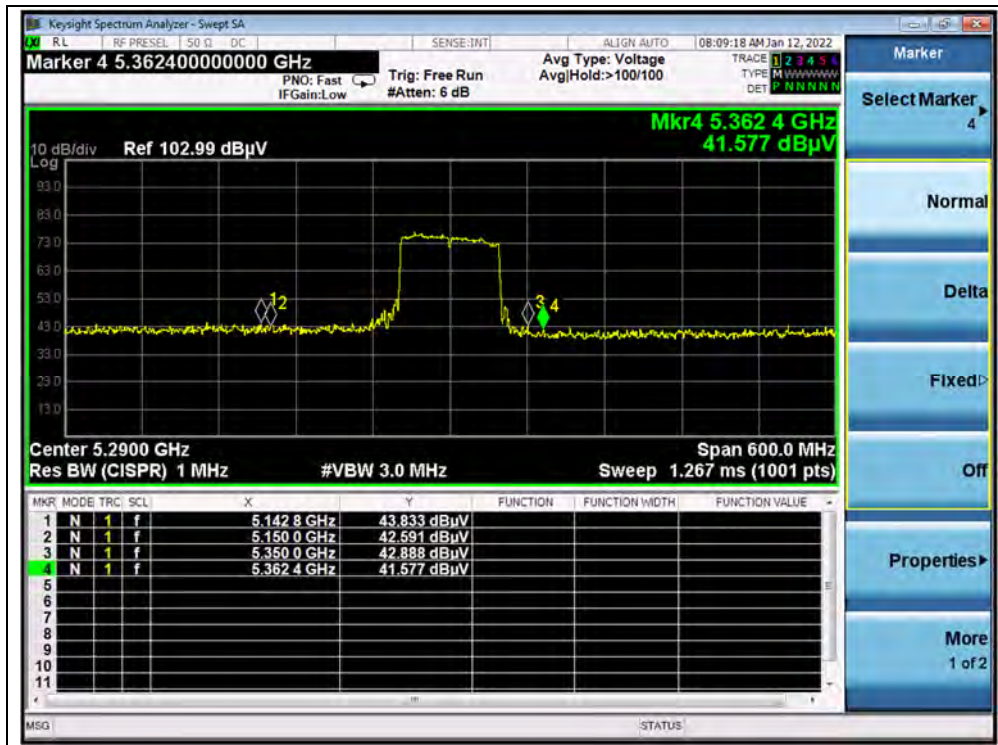
B.Test Plot:



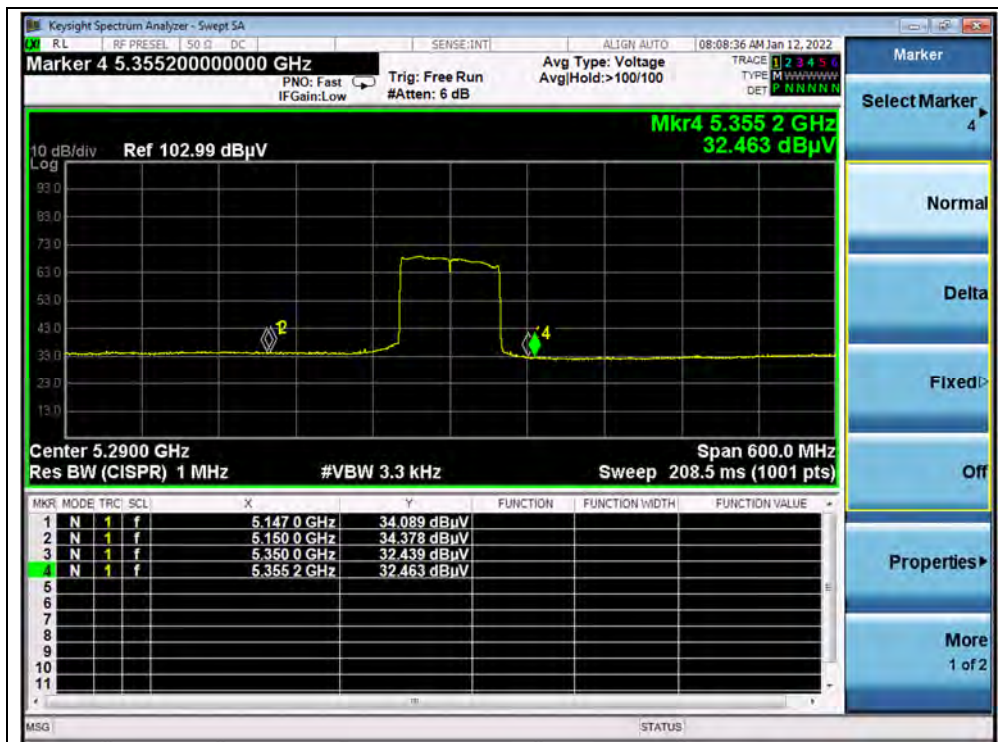
(PEAK, Channel 42, 802.11ac (VHT80))



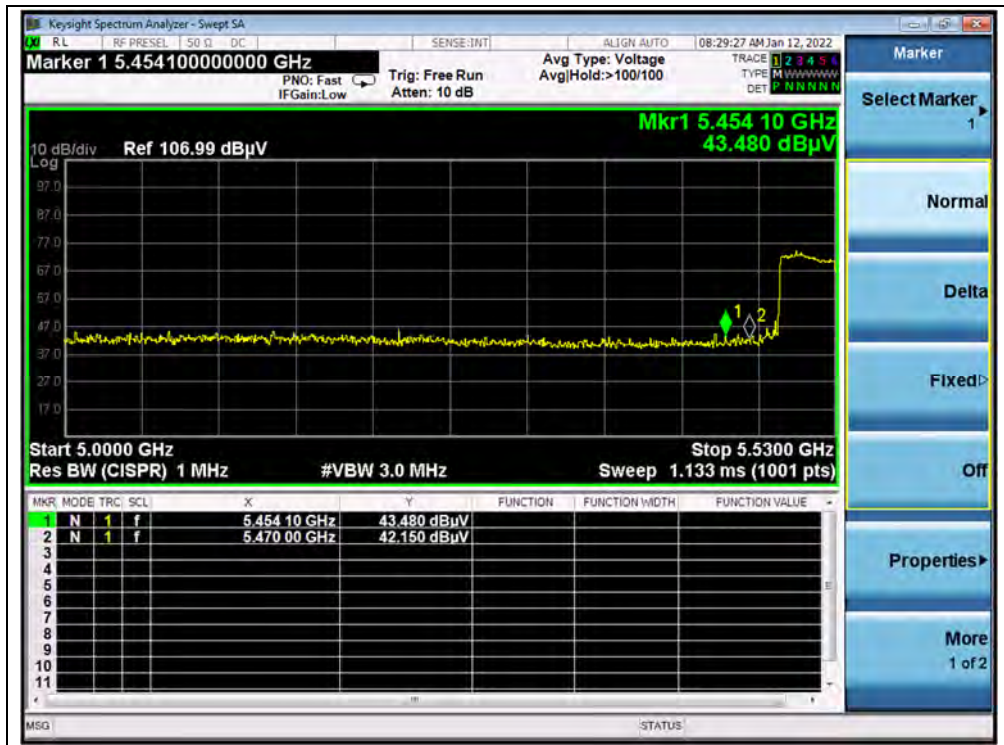
(AVERAGE, Channel 42, 802.11ac (VHT80))



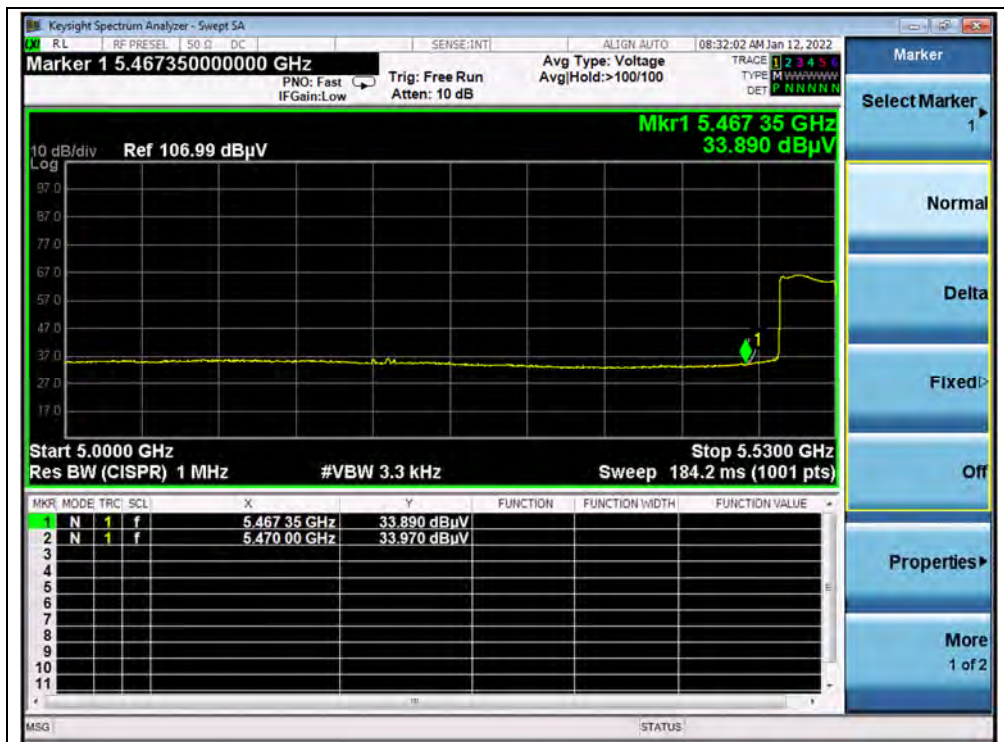
(PEAK, Channel 58, 802.11ac (VHT80))



(AVERAGE, Channel 58, 802.11ac (VHT80))



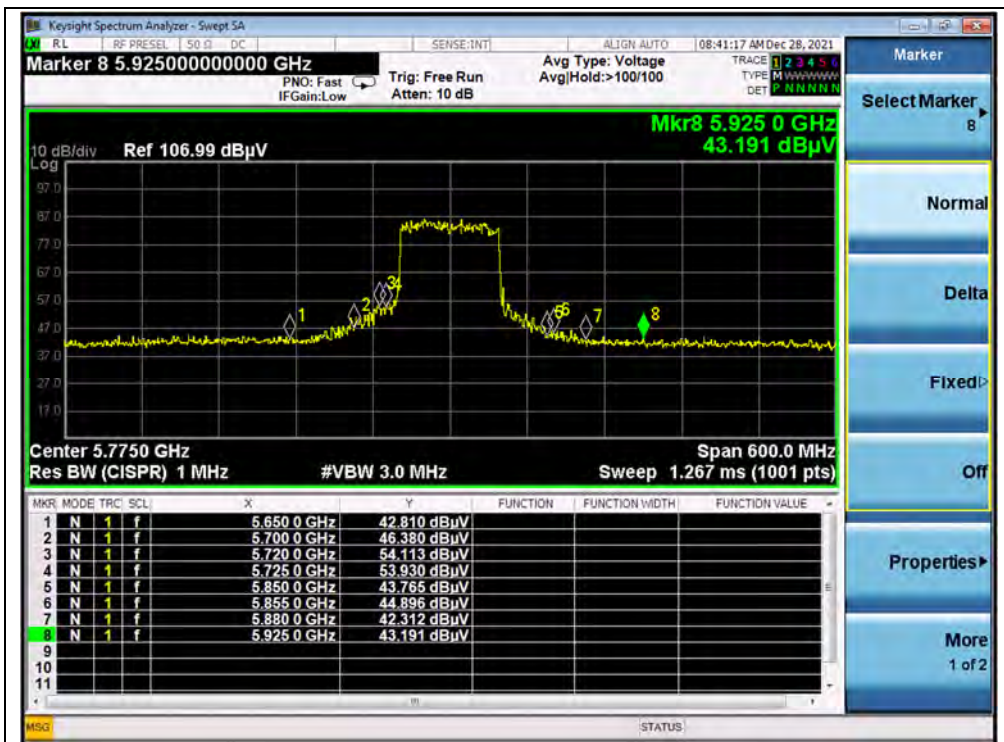
(PEAK, Channel 106, 802.11ac (VHT80))



(AVERAGE, Channel 106, 802.11ac (VHT80))



(PEAK, Channel 138, 802.11ac (VHT80))



(PEAK, Channel 155, 802.11ac (VHT80))



2.9. Radiated Emission

2.9.1. Requirement

The peak emissions outside of the frequency bands of operation shall be attenuated in accordance with the following limits:

- (1) For transmitters operating in the 5.15–5.25 GHz band: all emissions outside of the 5.15–5.35 GHz band shall not exceed an EIRP of -27dBm/MHz.
- (2) For transmitters operating in the 5.25–5.35 GHz band: all emissions outside of the 5.15–5.35 GHz band shall not exceed an EIRP of -27dBm/MHz.
- (3) For transmitters operating in the 5.47–5.725 GHz band: all emissions outside of the 5.47–5.725 GHz band shall not exceed an EIRP of -27dBm/MHz.
- (4) For transmitters operating in the 5.725-5.85 GHz band: All emissions within the frequency range from the band edge to 10 MHz above or below the band edge shall not exceed an e.i.r.p. of -17 dBm/MHz; for frequencies 10 MHz or greater above or below the band edge, emissions shall not exceed an e.i.r.p. of -27 dBm/MHz.

The following formula is used to convert the equipment isotropic radiated power(e.i.r.p.) to field strength (dBμV/m);

$$E = 1000000 \times \sqrt{30P} / 3 \mu\text{V/m}$$

where P is the EIRP in Watts

Therefore: -27 dBm/MHz = 68.23 dBuV/m

Unwanted emissions below 1 GHz must comply with the general field strength limits set forth in § 15.209. According to FCC section 15.209 (a), except as provided elsewhere in this subpart, the emissions from an intentional radiator shall not exceed the field strength levels specified in the following table:

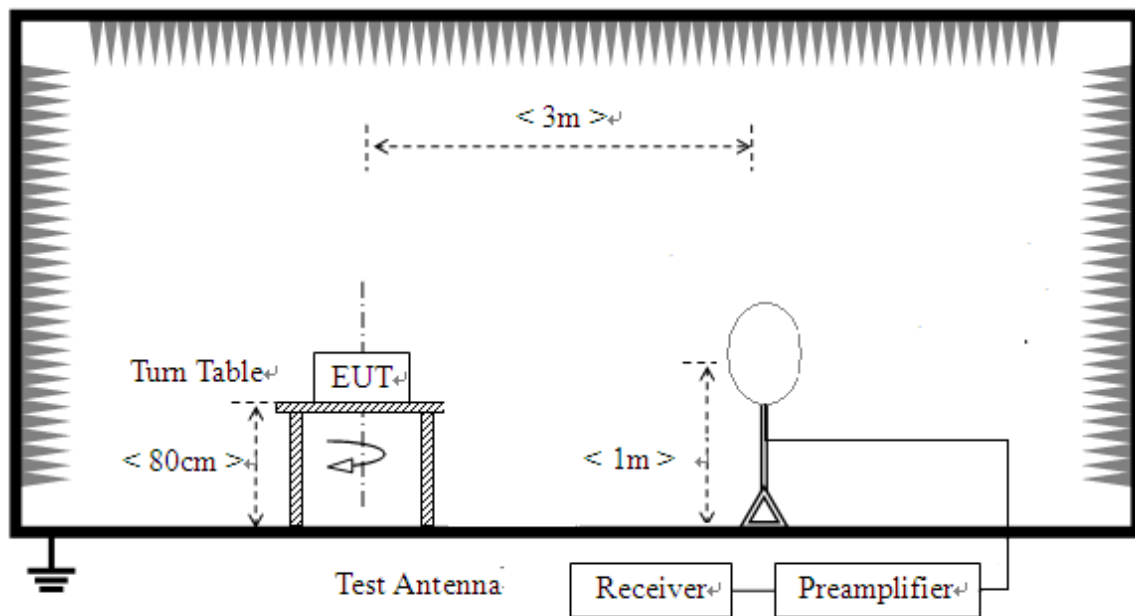
Frequency (MHz)	Field Strength (μV/m)	Measurement Distance (m)
0.009 - 0.490	2400/F(kHz)	300
0.490 - 1.705	24000/F(kHz)	30
1.705 - 30.0	30	30
30 - 88	100	3
88 - 216	150	3
216 - 960	200	3
Above 960	500	3

For Above 1000MHz, the emission limit in this paragraph is based on measurement instrumentation employing an average detector, measurement using instrumentation with a peak detector function, corresponding to 20dB above the maximum permitted average limit. In addition, radiated emissions which fall in the restricted bands, as defined in Section 15.205(a), also should comply with the radiated emission limits specified in Section 15.209(a)(above table).

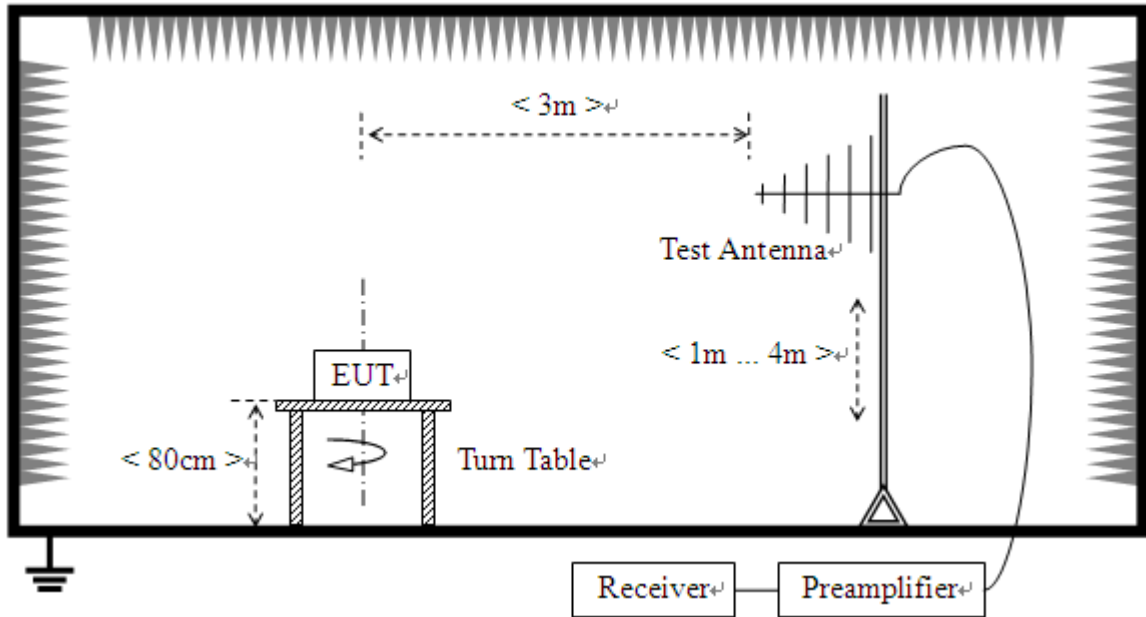
2.9.2. Test Description

Test Setup:

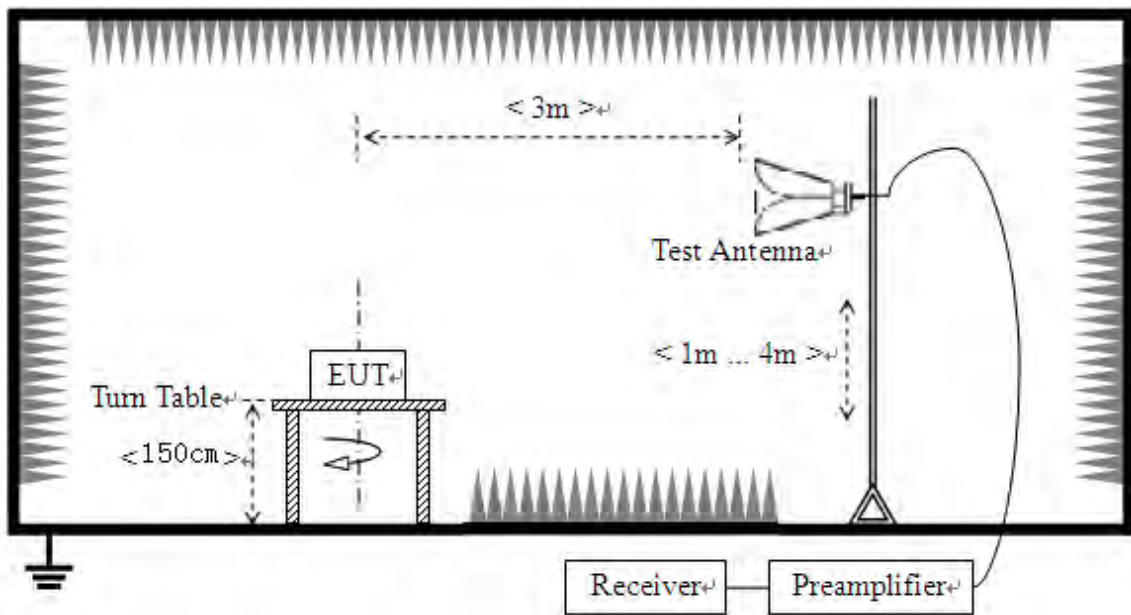
- 1) For radiated emissions from 9kHz to 30MHz



2) For radiated emissions from 30MHz to1GHz



3) For radiated emissions above 1GHz



The EUT is placed on a non-conducting table 80 cm above the ground plane for measurement below 1GHz; 1.5 m above the ground plane for measurement above 1GHz. The antenna to EUT distance is 3 meters. The EUT is configured in accordance with ANSI C63.10. The EUT is set to transmit in a continuous mode.



For measurements below 30MHz, the emission limits shown in the above table are based on measurements employing a CISPR quasi-peak detector except for the frequency bands 9kHz-90 kHz, 110kHz-490 kHz. Radiated emission limits in these two bands are based on measurements employing an average detector.

For measurements below 1GHz the resolution bandwidth is set to 100kHz for peak detection measurements or 120kHz for quasi-peak detection measurements. Peak detection is used unless otherwise noted as quasi-peak.

For measurements above 1GHz the resolution bandwidth is set to 1MHz, the video band width is set to 3MHz for peak measurements and as applicable for average measurements.

The frequency range of interest is monitored at a fixed antenna height and EUT azimuth. The EUT is rotated through 360 degrees to maximize emissions received. The antenna is scanned from 1 to 4 meters above the ground plane to further maximize the emission. Measurements are made with the antenna polarized in both the vertical and the horizontal positions.

2.9.3. Test Result

According to ANSI C63.10, because of peak detection will yield amplitudes equal to or greater than amplitudes measured with the quasi-peak (or average) detector, the measurement data from a spectrum analyzer peak detector will represent the worst-case results, if the peak measured value complies with the quasi-peak (or average) limit, it is unnecessary to perform a quasi-peak measurement (or average).

The measurement results are obtained as below:

$$E \text{ [dB}\mu\text{V/m]} = U_R + A_T + A_{\text{Factor}} \text{ [dB]}; A_T = L_{\text{Cable loss}} \text{ [dB]} - G_{\text{preamp}} \text{ [dB]}$$

A_T : Total correction Factor except Antenna

U_R : Receiver Reading

G_{preamp} : Preamplifier Gain

A_{Factor} : Antenna Factor at 3m

During the test, the total correction Factor A_T and A_{Factor} were built in test software.

Note 1: All radiated emission tests were performed in X, Y, Z axis direction. And only the worst axis test condition was recorded in this test report.

Note 2: For the frequency, which started from 9kHz to 30MHz, was pre-scanned and the result which was 20dB lower than the limit was not recorded.

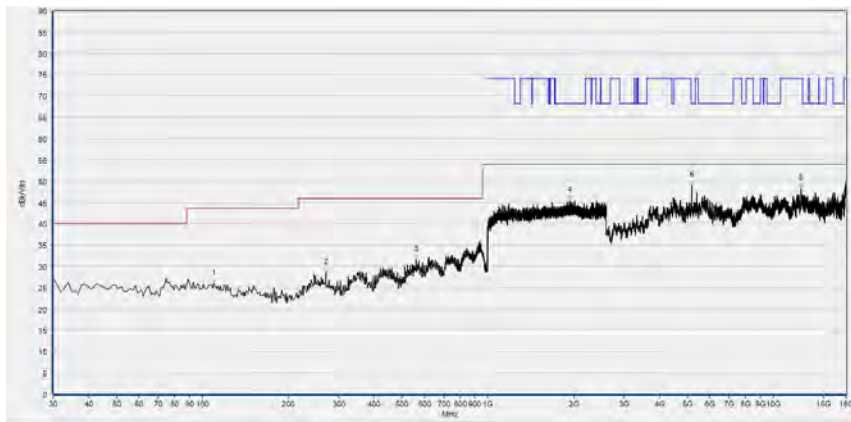
Note 3: For the frequency, which started from 18GHz to 40GHz, was pre-scanned and the result which was 20dB lower than the limit was not recorded.

Note 4: All test modes and bandwidth were considered and evaluated respectively by performing full test, only the worst data were recorded for each bandwidth.



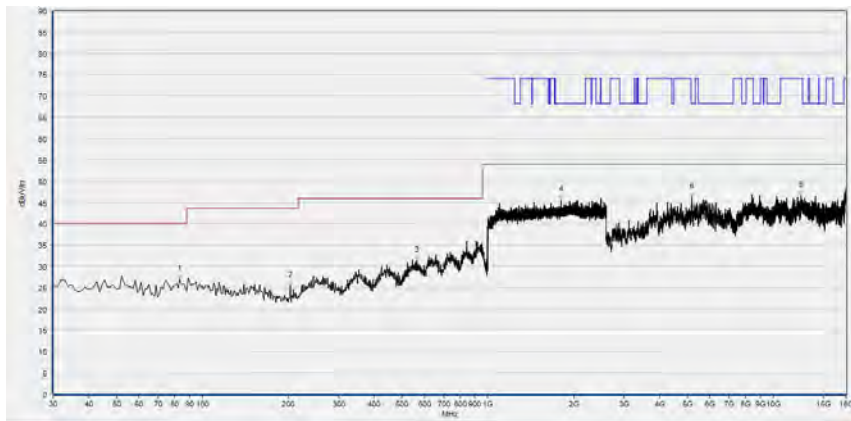
802.11a Mode

Plot for Channel 36



Fre. (MHz)	PK (dBµV/m)	QP (dBµV/m)	AV (dBµV/m)	Limit-PK (dBµV/m)	Limit-QP (dBµV/m)	Limit-AV (dBµV/m)	Antenna	Verdict
109.540	26.02	N/A	N/A	N/A	43.50	N/A	Horizontal	PASS
270.560	28.56	N/A	N/A	N/A	46.00	N/A	Horizontal	PASS
561.560	31.52	N/A	N/A	N/A	46.00	N/A	Horizontal	PASS
1929.600	45.41	N/A	N/A	68.23	N/A	N/A	Horizontal	PASS
5177.960	48.99	N/A	N/A	68.23	N/A	N/A	Horizontal	PASS
12517.600	48.30	N/A	N/A	74.00	N/A	54.00	Horizontal	PASS

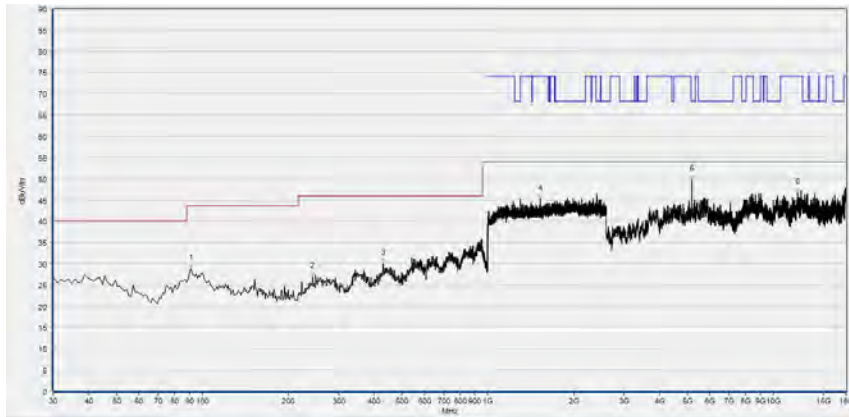
(Antenna Horizontal, 30MHz to 18GHz)



Fre. (MHz)	PK (dBµV/m)	QP (dBµV/m)	AV (dBµV/m)	Limit-PK (dBµV/m)	Limit-QP (dBµV/m)	Limit-AV (dBµV/m)	Antenna	Verdict
83.350	27.02	N/A	N/A	N/A	40.00	N/A	Vertical	PASS
203.630	25.42	N/A	N/A	N/A	43.50	N/A	Vertical	PASS
562.530	31.37	N/A	N/A	N/A	46.00	N/A	Vertical	PASS
1808.533	45.67	N/A	N/A	68.23	N/A	N/A	Vertical	PASS
5184.120	46.24	N/A	N/A	68.23	N/A	N/A	Vertical	PASS
12517.600	46.53	N/A	N/A	74.00	N/A	54.00	Vertical	PASS

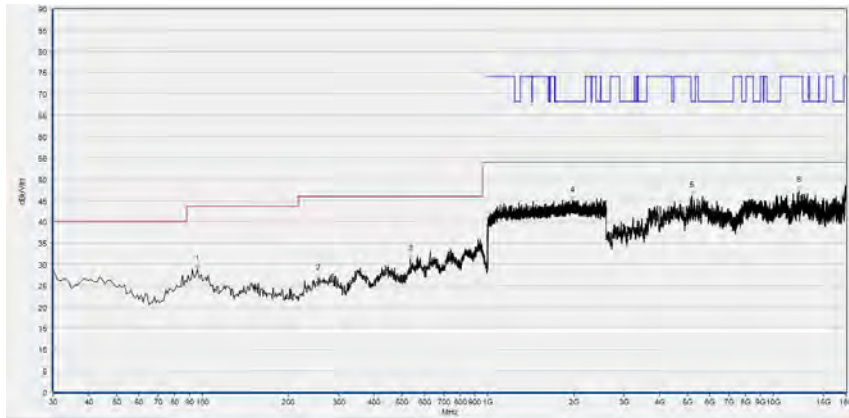
(Antenna Vertical, 30MHz to 18GHz)

Plot for Channel 44



Fre. (MHz)	PK (dBµV/m)	QP (dBµV/m)	AV (dBµV/m)	Limit-PK (dBµV/m)	Limit-QP (dBµV/m)	Limit-AV (dBµV/m)	Antenna	Verdict
91.110	28.81	N/A	N/A	N/A	43.50	N/A	Horizontal	PASS
243.400	26.98	N/A	N/A	N/A	46.00	N/A	Horizontal	PASS
430.610	30.00	N/A	N/A	N/A	46.00	N/A	Horizontal	PASS
1528.533	45.22	N/A	N/A	74.00	N/A	54.00	Horizontal	PASS
5220.550	49.79	N/A	N/A	68.23	N/A	N/A	Horizontal	PASS
12135.680	46.73	N/A	N/A	74.00	N/A	54.00	Horizontal	PASS

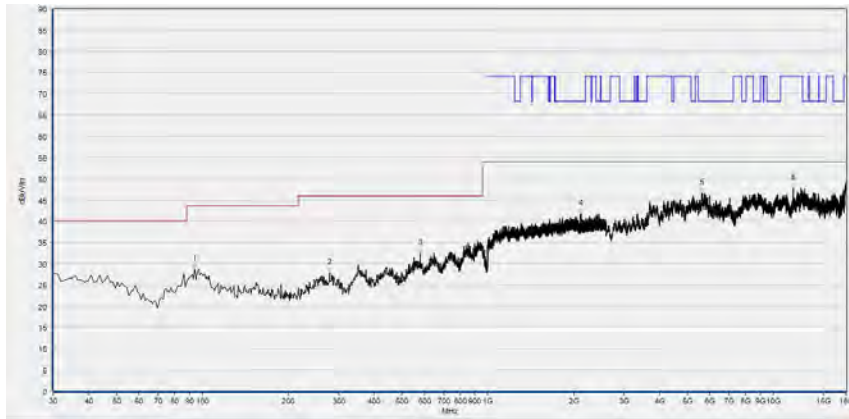
(Antenna Horizontal, 30MHz to 18GHz)



Fre. (MHz)	PK (dBµV/m)	QP (dBµV/m)	AV (dBµV/m)	Limit-PK (dBµV/m)	Limit-QP (dBµV/m)	Limit-AV (dBµV/m)	Antenna	Verdict
95.960	28.79	N/A	N/A	N/A	43.50	N/A	Vertical	PASS
255.040	26.65	N/A	N/A	N/A	46.00	N/A	Vertical	PASS
536.340	31.10	N/A	N/A	N/A	46.00	N/A	Vertical	PASS
1976.000	44.88	N/A	N/A	68.23	N/A	N/A	Vertical	PASS
5215.880	46.17	N/A	N/A	68.23	N/A	N/A	Vertical	PASS
12332.800	47.19	N/A	N/A	74.00	N/A	54.00	Vertical	PASS

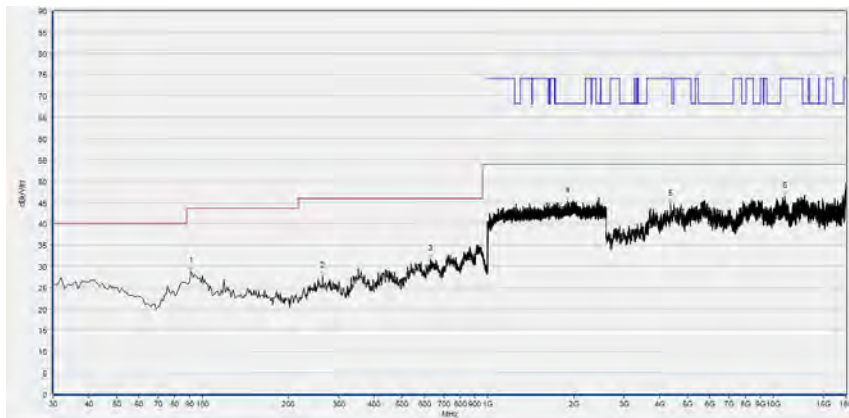
(Antenna Vertical, 30MHz to 18GHz)

Plot for Channel 48



Fre. (MHz)	PK (dBµV/m)	QP (dBµV/m)	AV (dBµV/m)	Limit-PK (dBµV/m)	Limit-QP (dBµV/m)	Limit-AV (dBµV/m)	Antenna	Verdict
94.020	28.58	N/A	N/A	N/A	43.50	N/A	Horizontal	PASS
278.320	27.81	N/A	N/A	N/A	46.00	N/A	Horizontal	PASS
579.020	32.39	N/A	N/A	N/A	46.00	N/A	Horizontal	PASS
2126.400	41.73	N/A	N/A	68.23	N/A	N/A	Horizontal	PASS
5630.720	46.57	N/A	N/A	68.23	N/A	N/A	Horizontal	PASS
11750.680	47.70	N/A	N/A	74.00	N/A	54.00	Horizontal	PASS

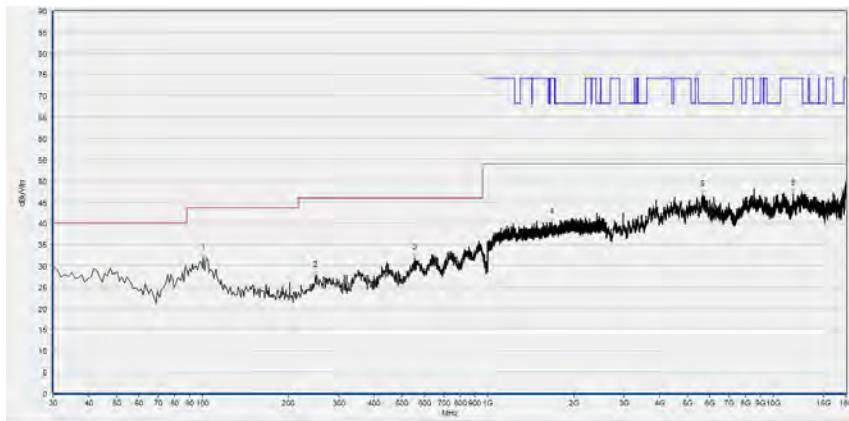
(Antenna Horizontal, 30MHz to 18GHz)



Fre. (MHz)	PK (dBµV/m)	QP (dBµV/m)	AV (dBµV/m)	Limit-PK (dBµV/m)	Limit-QP (dBµV/m)	Limit-AV (dBµV/m)	Antenna	Verdict
91.110	28.76	N/A	N/A	N/A	43.50	N/A	Vertical	PASS
263.770	27.57	N/A	N/A	N/A	46.00	N/A	Vertical	PASS
630.430	31.61	N/A	N/A	N/A	46.00	N/A	Vertical	PASS
1902.933	45.30	N/A	N/A	68.23	N/A	N/A	Vertical	PASS
4371.000	44.56	N/A	N/A	74.00	N/A	54.00	Vertical	PASS
10980.680	46.40	N/A	N/A	74.00	N/A	54.00	Vertical	PASS

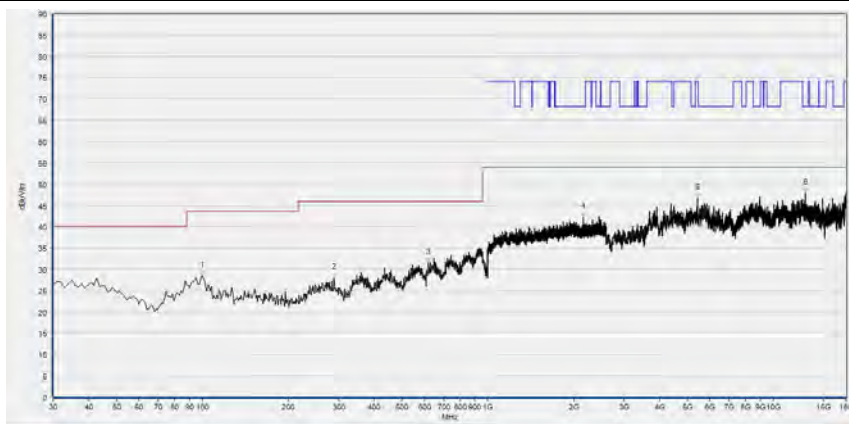
(Antenna Vertical, 30MHz to 18GHz)

Plot for Channel 52



Fre. (MHz)	PK (dBµV/m)	QP (dBµV/m)	AV (dBµV/m)	Limit-PK (dBµV/m)	Limit-QP (dBµV/m)	Limit-AV (dBµV/m)	Antenna	Verdict
100.810	31.80	N/A	N/A	N/A	43.50	N/A	Horizontal	PASS
248.250	27.66	N/A	N/A	N/A	46.00	N/A	Horizontal	PASS
554.770	31.89	N/A	N/A	N/A	46.00	N/A	Horizontal	PASS
1678.933	40.17	N/A	N/A	74.00	N/A	54.00	Horizontal	PASS
5652.280	46.68	N/A	N/A	68.23	N/A	N/A	Horizontal	PASS
11741.440	46.99	N/A	N/A	74.00	N/A	54.00	Horizontal	PASS

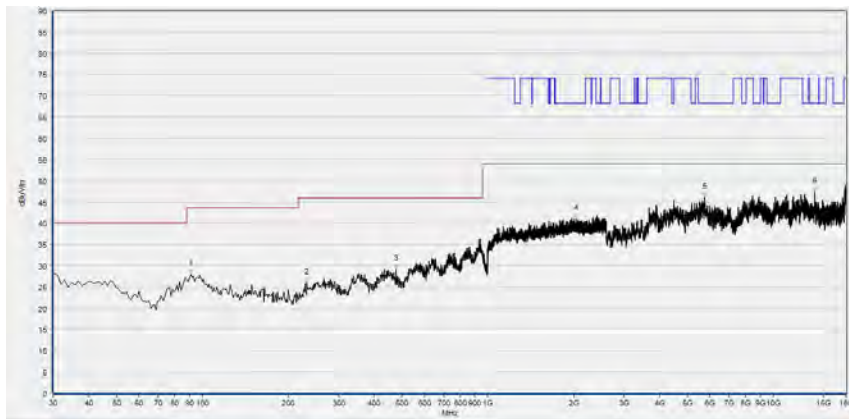
(Antenna Horizontal, 30MHz to 18GHz)



Fre. (MHz)	PK (dBµV/m)	QP (dBµV/m)	AV (dBµV/m)	Limit-PK (dBµV/m)	Limit-QP (dBµV/m)	Limit-AV (dBµV/m)	Antenna	Verdict
99.840	28.43	N/A	N/A	N/A	43.50	N/A	Vertical	PASS
288.990	27.91	N/A	N/A	N/A	46.00	N/A	Vertical	PASS
619.760	31.44	N/A	N/A	N/A	46.00	N/A	Vertical	PASS
2164.800	42.23	N/A	N/A	68.23	N/A	N/A	Vertical	PASS
5424.360	46.84	N/A	N/A	74.00	N/A	54.00	Vertical	PASS
12927.240	47.90	N/A	N/A	68.23	N/A	N/A	Vertical	PASS

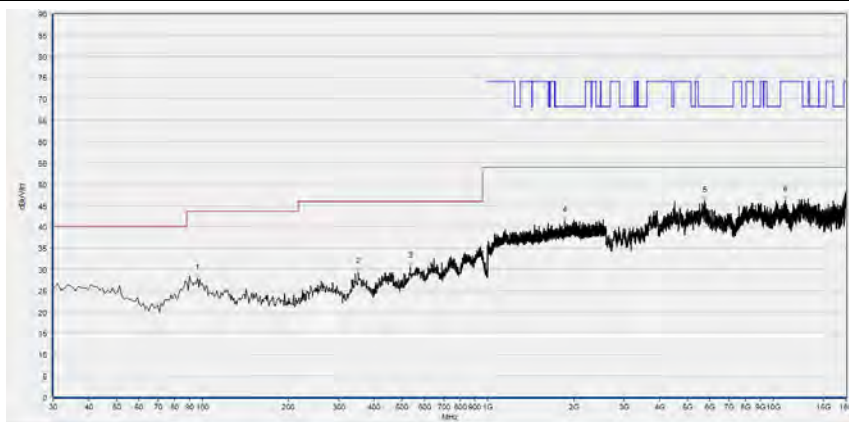
(Antenna Vertical, 30MHz to 18GHz)

Plot for Channel 60



Fre. (MHz)	PK (dBµV/m)	QP (dBµV/m)	AV (dBµV/m)	Limit-PK (dBµV/m)	Limit-QP (dBµV/m)	Limit-AV (dBµV/m)	Antenna	Verdict
91.110	28.04	N/A	N/A	N/A	43.50	N/A	Horizontal	PASS
232.730	25.90	N/A	N/A	N/A	46.00	N/A	Horizontal	PASS
476.200	29.08	N/A	N/A	N/A	46.00	N/A	Horizontal	PASS
2032.533	41.12	N/A	N/A	68.23	N/A	N/A	Horizontal	PASS
5738.520	46.15	N/A	N/A	68.23	N/A	N/A	Horizontal	PASS
13946.720	47.36	N/A	N/A	68.23	N/A	N/A	Horizontal	PASS

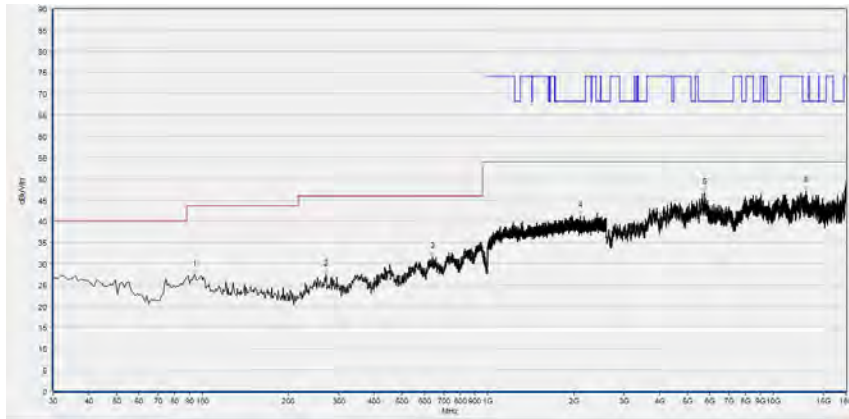
(Antenna Horizontal, 30MHz to 18GHz)



Fre. (MHz)	PK (dBµV/m)	QP (dBµV/m)	AV (dBµV/m)	Limit-PK (dBµV/m)	Limit-QP (dBµV/m)	Limit-AV (dBµV/m)	Antenna	Verdict
95.960	27.75	N/A	N/A	N/A	43.50	N/A	Vertical	PASS
352.040	29.39	N/A	N/A	N/A	46.00	N/A	Vertical	PASS
535.370	30.68	N/A	N/A	N/A	46.00	N/A	Vertical	PASS
1857.067	41.35	N/A	N/A	68.23	N/A	N/A	Vertical	PASS
5763.160	46.04	N/A	N/A	68.23	N/A	N/A	Vertical	PASS
11026.880	46.23	N/A	N/A	74.00	N/A	54.00	Vertical	PASS

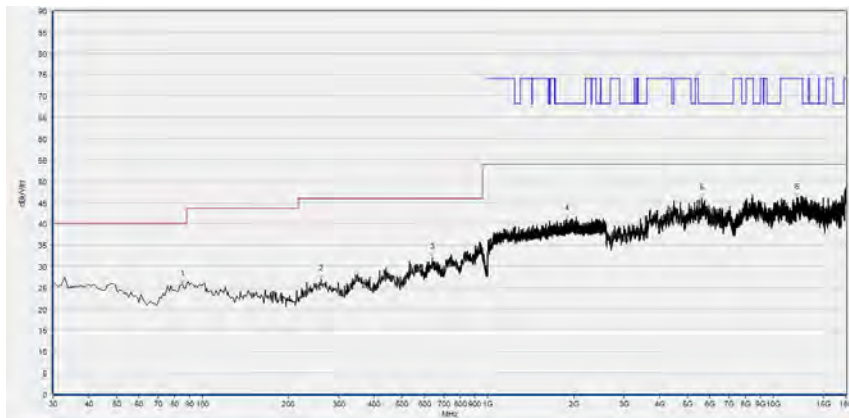
(Antenna Vertical, 30MHz to 18GHz)

Plot for Channel 64



Fre. (MHz)	PK (dBµV/m)	QP (dBµV/m)	AV (dBµV/m)	Limit-PK (dBµV/m)	Limit-QP (dBµV/m)	Limit-AV (dBµV/m)	Antenna	Verdict
94.020	27.53	N/A	N/A	N/A	43.50	N/A	Horizontal	PASS
270.560	27.45	N/A	N/A	N/A	46.00	N/A	Horizontal	PASS
640.130	31.74	N/A	N/A	N/A	46.00	N/A	Horizontal	PASS
2110.400	41.20	N/A	N/A	68.23	N/A	N/A	Horizontal	PASS
5763.160	46.68	N/A	N/A	68.23	N/A	N/A	Horizontal	PASS
13053.520	47.05	N/A	N/A	68.23	N/A	N/A	Horizontal	PASS

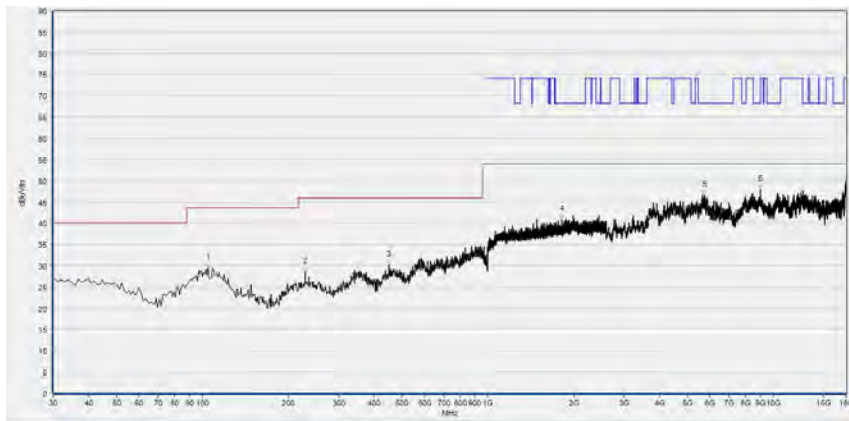
(Antenna Horizontal, 30MHz to 18GHz)



Fre. (MHz)	PK (dBµV/m)	QP (dBµV/m)	AV (dBµV/m)	Limit-PK (dBµV/m)	Limit-QP (dBµV/m)	Limit-AV (dBµV/m)	Antenna	Verdict
85.290	25.88	N/A	N/A	N/A	40.00	N/A	Vertical	PASS
260.860	27.03	N/A	N/A	N/A	46.00	N/A	Vertical	PASS
638.190	32.01	N/A	N/A	N/A	46.00	N/A	Vertical	PASS
1893.333	41.05	N/A	N/A	68.23	N/A	N/A	Vertical	PASS
5621.480	45.96	N/A	N/A	68.23	N/A	N/A	Vertical	PASS
12104.880	46.03	N/A	N/A	74.00	N/A	54.00	Vertical	PASS

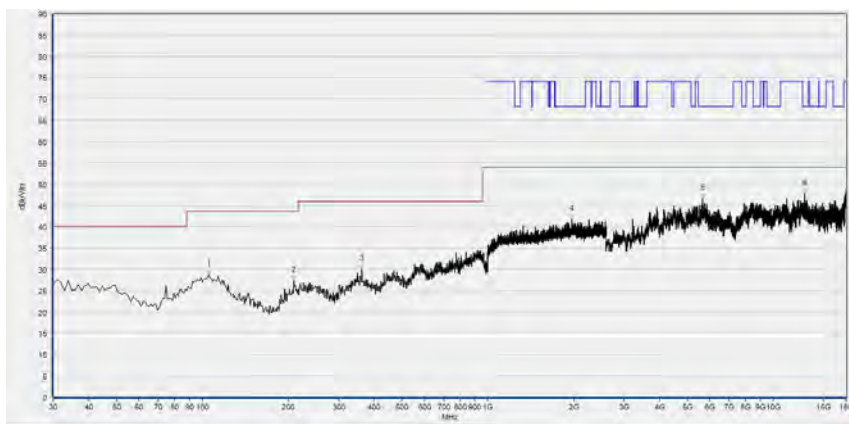
(Antenna Vertical, 30MHz to 18GHz)

Plot for Channel 100



Fre. (MHz)	PK (dBµV/m)	QP (dBµV/m)	AV (dBµV/m)	Limit-PK (dBµV/m)	Limit-QP (dBµV/m)	Limit-AV (dBµV/m)	Antenna	Verdict
104.690	29.48	N/A	N/A	N/A	43.50	N/A	Horizontal	PASS
228.850	28.43	N/A	N/A	N/A	46.00	N/A	Horizontal	PASS
450.010	30.19	N/A	N/A	N/A	46.00	N/A	Horizontal	PASS
1812.800	40.87	N/A	N/A	68.23	N/A	N/A	Horizontal	PASS
5741.600	46.54	N/A	N/A	68.23	N/A	N/A	Horizontal	PASS
9027.960	47.94	N/A	N/A	74.00	N/A	54.00	Horizontal	PASS

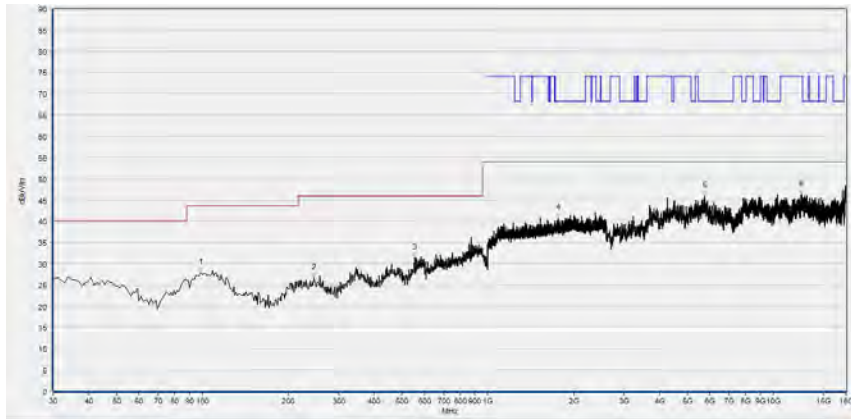
(Antenna Horizontal, 30MHz to 18GHz)



Fre. (MHz)	PK (dBµV/m)	QP (dBµV/m)	AV (dBµV/m)	Limit-PK (dBµV/m)	Limit-QP (dBµV/m)	Limit-AV (dBµV/m)	Antenna	Verdict
105.660	28.70	N/A	N/A	N/A	43.50	N/A	Vertical	PASS
209.450	27.28	N/A	N/A	N/A	46.00	N/A	Vertical	PASS
362.710	29.95	N/A	N/A	N/A	46.00	N/A	Vertical	PASS
1965.867	41.69	N/A	N/A	68.23	N/A	N/A	Vertical	PASS
5652.280	46.63	N/A	N/A	68.23	N/A	N/A	Vertical	PASS
12893.360	47.78	N/A	N/A	68.23	N/A	N/A	Vertical	PASS

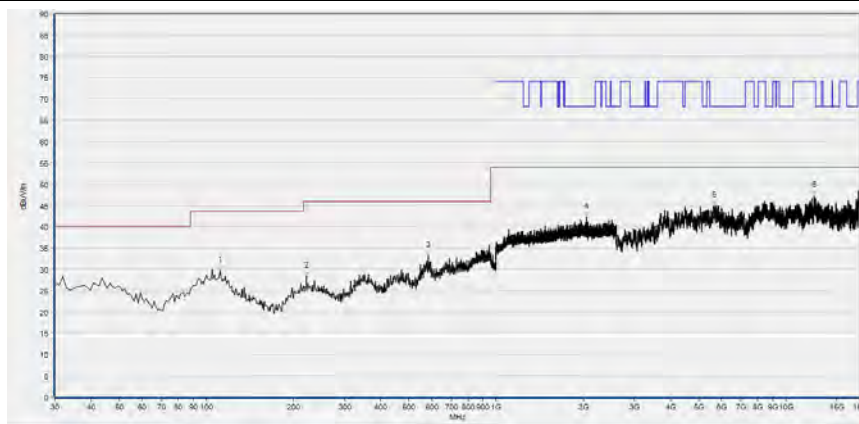
(Antenna Vertical, 30MHz to 18GHz)

Plot for Channel 120



Fre. (MHz)	PK (dBµV/m)	QP (dBµV/m)	AV (dBµV/m)	Limit-PK (dBµV/m)	Limit-QP (dBµV/m)	Limit-AV (dBµV/m)	Antenna	Verdict
98.870	27.80	N/A	N/A	N/A	43.50	N/A	Horizontal	PASS
246.310	26.57	N/A	N/A	N/A	46.00	N/A	Horizontal	PASS
554.770	31.29	N/A	N/A	N/A	46.00	N/A	Horizontal	PASS
1766.400	40.69	N/A	N/A	68.23	N/A	N/A	Horizontal	PASS
5738.520	45.96	N/A	N/A	68.23	N/A	N/A	Horizontal	PASS
12529.920	46.25	N/A	N/A	74.00	N/A	54.00	Horizontal	PASS

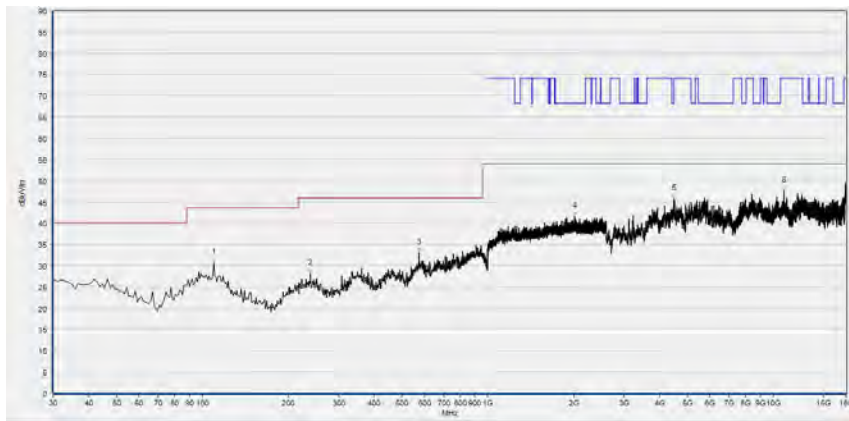
(Antenna Horizontal, 30MHz to 18GHz)



Fre. (MHz)	PK (dBµV/m)	QP (dBµV/m)	AV (dBµV/m)	Limit-PK (dBµV/m)	Limit-QP (dBµV/m)	Limit-AV (dBµV/m)	Antenna	Verdict
111.480	29.70	N/A	N/A	N/A	43.50	N/A	Vertical	PASS
221.090	28.29	N/A	N/A	N/A	46.00	N/A	Vertical	PASS
583.870	33.11	N/A	N/A	N/A	46.00	N/A	Vertical	PASS
2054.933	42.24	N/A	N/A	68.23	N/A	N/A	Vertical	PASS
5664.600	44.84	N/A	N/A	68.23	N/A	N/A	Vertical	PASS
12529.920	47.28	N/A	N/A	74.00	N/A	54.00	Vertical	PASS

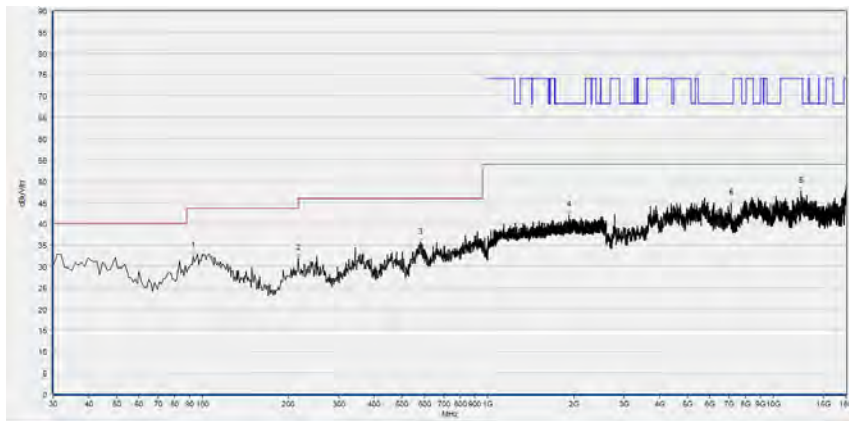
(Antenna Vertical, 30MHz to 18GHz)

Plot for Channel 144



Fre. (MHz)	PK (dBµV/m)	QP (dBµV/m)	AV (dBµV/m)	Limit-PK (dBµV/m)	Limit-QP (dBµV/m)	Limit-AV (dBµV/m)	Antenna	Verdict
109.540	30.59	N/A	N/A	N/A	43.50	N/A	Horizontal	PASS
239.520	28.08	N/A	N/A	N/A	46.00	N/A	Horizontal	PASS
574.170	32.96	N/A	N/A	N/A	46.00	N/A	Horizontal	PASS
2010.667	41.59	N/A	N/A	68.23	N/A	N/A	Horizontal	PASS
4491.120	45.74	N/A	N/A	68.23	N/A	N/A	Horizontal	PASS
10928.320	47.67	N/A	N/A	74.00	N/A	54.00	Horizontal	PASS

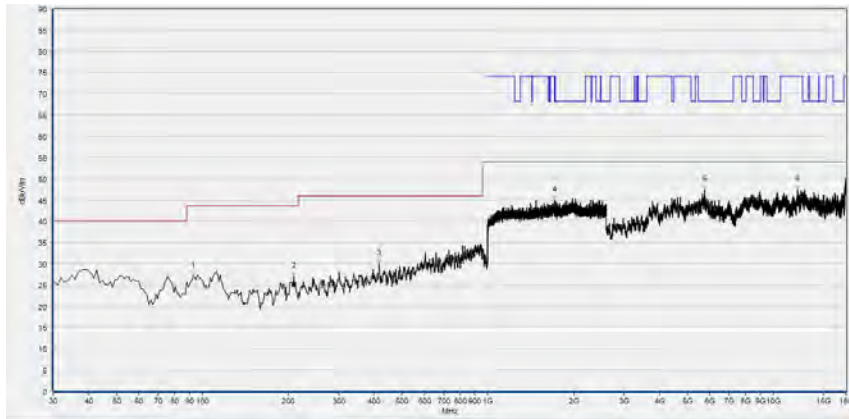
(Antenna Horizontal, 30MHz to 18GHz)



Fre. (MHz)	PK (dBµV/m)	QP (dBµV/m)	AV (dBµV/m)	Limit-PK (dBµV/m)	Limit-QP (dBµV/m)	Limit-AV (dBµV/m)	Antenna	Verdict
93.050	32.32	N/A	N/A	N/A	43.50	N/A	Vertical	PASS
216.240	31.77	N/A	N/A	N/A	46.00	N/A	Vertical	PASS
580.960	35.59	N/A	N/A	N/A	46.00	N/A	Vertical	PASS
1926.933	42.12	N/A	N/A	68.23	N/A	N/A	Vertical	PASS
7106.040	44.83	N/A	N/A	68.23	N/A	N/A	Vertical	PASS
12514.520	47.62	N/A	N/A	74.00	N/A	54.00	Vertical	PASS

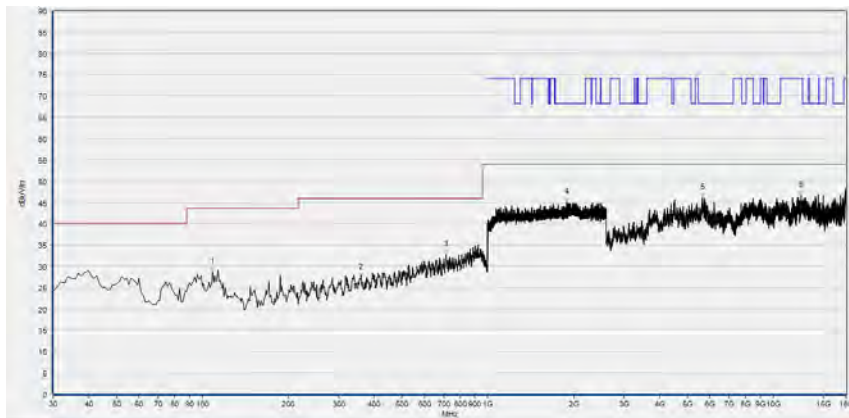
(Antenna Vertical, 30MHz to 18GHz)

Plot for Channel 149



Fre. (MHz)	PK (dBµV/m)	QP (dBµV/m)	AV (dBµV/m)	Limit-PK (dBµV/m)	Limit-QP (dBµV/m)	Limit-AV (dBµV/m)	Antenna	Verdict
93.050	27.11	N/A	N/A	N/A	43.50	N/A	Horizontal	PASS
209.450	26.94	N/A	N/A	N/A	46.00	N/A	Horizontal	PASS
416.060	29.92	N/A	N/A	N/A	46.00	N/A	Horizontal	PASS
1711.467	44.88	N/A	N/A	68.23	N/A	N/A	Horizontal	PASS
5750.840	47.48	N/A	N/A	68.23	N/A	N/A	Horizontal	PASS
12148.000	47.44	N/A	N/A	74.00	N/A	54.00	Horizontal	PASS

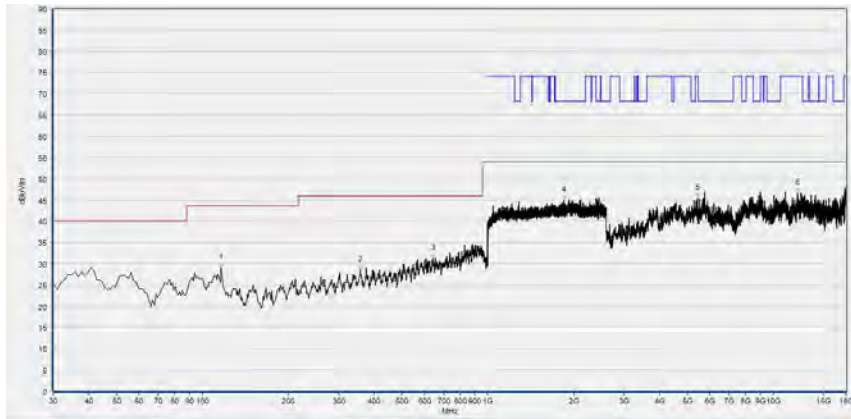
(Antenna Horizontal, 30MHz to 18GHz)



Fre. (MHz)	PK (dBµV/m)	QP (dBµV/m)	AV (dBµV/m)	Limit-PK (dBµV/m)	Limit-QP (dBµV/m)	Limit-AV (dBµV/m)	Antenna	Verdict
108.570	28.64	N/A	N/A	N/A	43.50	N/A	Vertical	PASS
358.830	27.29	N/A	N/A	N/A	46.00	N/A	Vertical	PASS
714.820	32.65	N/A	N/A	N/A	46.00	N/A	Vertical	PASS
1888.000	45.09	N/A	N/A	68.23	N/A	N/A	Vertical	PASS
5649.200	46.07	N/A	N/A	68.23	N/A	N/A	Vertical	PASS
12508.360	46.56	N/A	N/A	74.00	N/A	54.00	Vertical	PASS

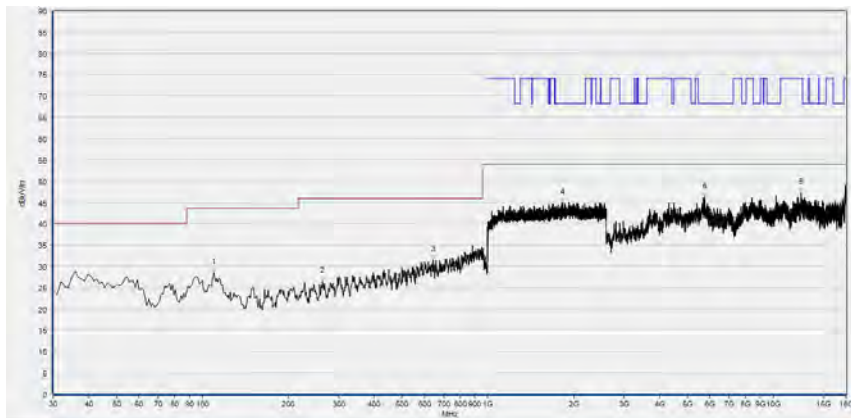
(Antenna Vertical, 30MHz to 18GHz)

Plot for Channel 157



Fre. (MHz)	PK (dBμV/m)	QP (dBμV/m)	AV (dBμV/m)	Limit-PK (dBμV/m)	Limit-QP (dBμV/m)	Limit-AV (dBμV/m)	Antenna	Verdict
116.330	29.01	N/A	N/A	N/A	43.50	N/A	Horizontal	PASS
357.860	28.42	N/A	N/A	N/A	46.00	N/A	Horizontal	PASS
644.010	31.23	N/A	N/A	N/A	46.00	N/A	Horizontal	PASS
1849.600	44.84	N/A	N/A	68.23	N/A	N/A	Horizontal	PASS
5421.280	45.36	N/A	N/A	74.00	N/A	54.00	Horizontal	PASS
12178.800	46.61	N/A	N/A	74.00	N/A	54.00	Horizontal	PASS

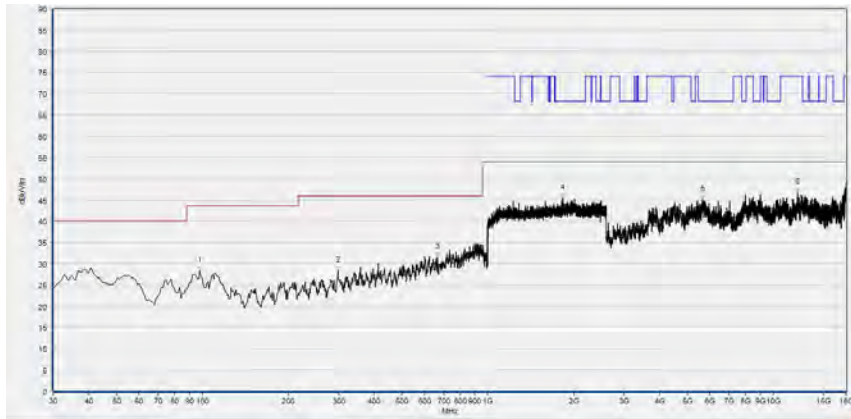
(Antenna Horizontal, 30MHz to 18GHz)



Fre. (MHz)	PK (dBμV/m)	QP (dBμV/m)	AV (dBμV/m)	Limit-PK (dBμV/m)	Limit-QP (dBμV/m)	Limit-AV (dBμV/m)	Antenna	Verdict
109.540	28.45	N/A	N/A	N/A	43.50	N/A	Vertical	PASS
263.770	26.47	N/A	N/A	N/A	46.00	N/A	Vertical	PASS
643.040	31.48	N/A	N/A	N/A	46.00	N/A	Vertical	PASS
1826.133	44.92	N/A	N/A	68.23	N/A	N/A	Vertical	PASS
5760.080	46.31	N/A	N/A	68.23	N/A	N/A	Vertical	PASS
12492.960	47.18	N/A	N/A	74.00	N/A	54.00	Vertical	PASS

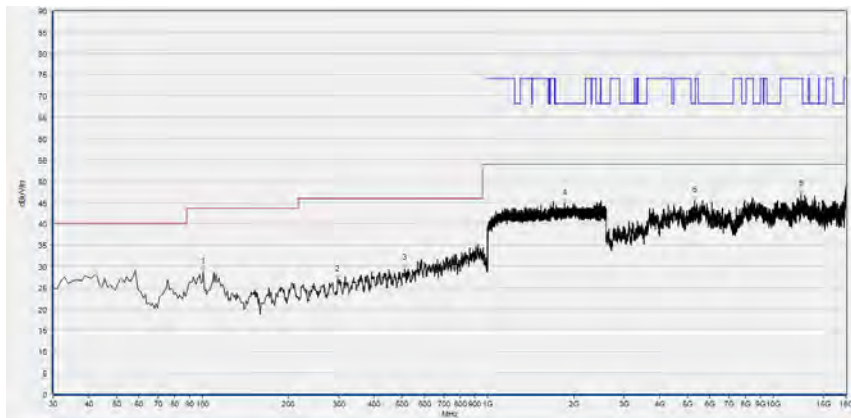
(Antenna Vertical, 30MHz to 18GHz)

Plot for Channel 165



Fre. (MHz)	PK (dB μ V/m)	QP (dB μ V/m)	AV (dB μ V/m)	Limit-PK (dB μ V/m)	Limit-QP (dB μ V/m)	Limit-AV (dB μ V/m)	Antenna	Verdict
97.900	28.35	N/A	N/A	N/A	43.50	N/A	Horizontal	PASS
298.690	28.24	N/A	N/A	N/A	46.00	N/A	Horizontal	PASS
665.350	31.51	N/A	N/A	N/A	46.00	N/A	Horizontal	PASS
1831.467	45.40	N/A	N/A	68.23	N/A	N/A	Horizontal	PASS
5658.440	45.06	N/A	N/A	68.23	N/A	N/A	Horizontal	PASS
12197.280	46.81	N/A	N/A	74.00	N/A	54.00	Horizontal	PASS

(Antenna Horizontal, 30MHz to 18GHz)



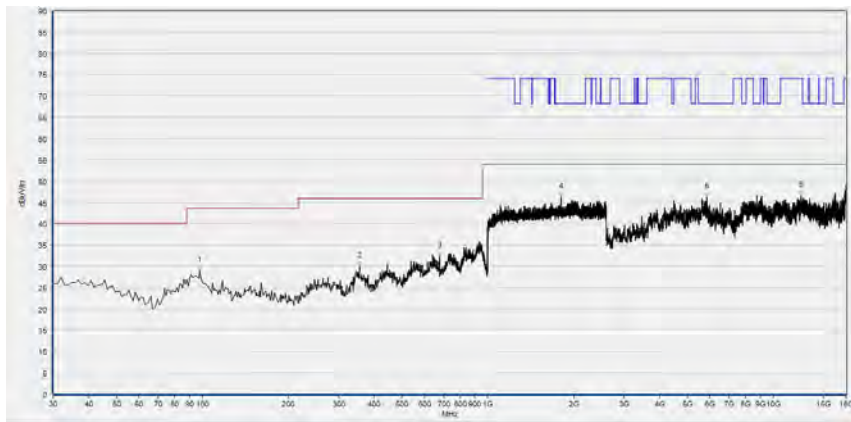
Fre. (MHz)	PK (dB μ V/m)	QP (dB μ V/m)	AV (dB μ V/m)	Limit-PK (dB μ V/m)	Limit-QP (dB μ V/m)	Limit-AV (dB μ V/m)	Antenna	Verdict
100.810	28.58	N/A	N/A	N/A	43.50	N/A	Vertical	PASS
297.720	26.74	N/A	N/A	N/A	46.00	N/A	Vertical	PASS
512.090	29.47	N/A	N/A	N/A	46.00	N/A	Vertical	PASS
1857.067	44.70	N/A	N/A	68.23	N/A	N/A	Vertical	PASS
5291.920	45.42	N/A	N/A	68.23	N/A	N/A	Vertical	PASS
12520.680	46.90	N/A	N/A	74.00	N/A	54.00	Vertical	PASS

(Antenna Vertical, 30MHz to 18GHz)



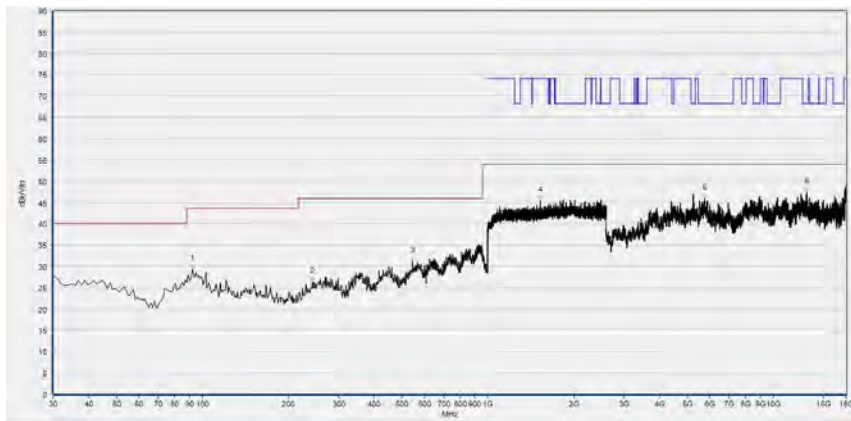
802.11n (HT40) mode

Plot for Channel 38



Fre. (MHz)	PK (dBµV/m)	QP (dBµV/m)	AV (dBµV/m)	Limit-PK (dBµV/m)	Limit-QP (dBµV/m)	Limit-AV (dBµV/m)	Antenna	Verdict
97.900	28.93	N/A	N/A	N/A	43.50	N/A	Horizontal	PASS
354.950	29.93	N/A	N/A	N/A	46.00	N/A	Horizontal	PASS
676.990	32.33	N/A	N/A	N/A	46.00	N/A	Horizontal	PASS
1802.133	46.24	N/A	N/A	68.23	N/A	N/A	Horizontal	PASS
5852.480	46.31	N/A	N/A	68.23	N/A	N/A	Horizontal	PASS
12511.440	46.53	N/A	N/A	74.00	N/A	54.00	Horizontal	PASS

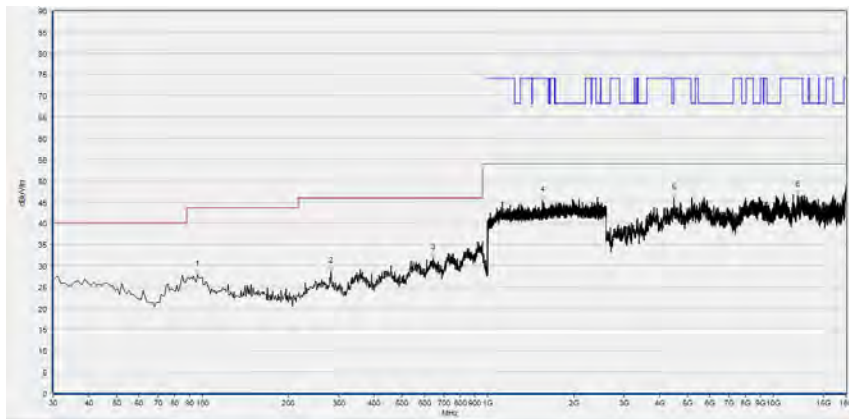
(Antenna Horizontal, 30MHz to 18GHz)



Fre. (MHz)	PK (dBµV/m)	QP (dBµV/m)	AV (dBµV/m)	Limit-PK (dBµV/m)	Limit-QP (dBµV/m)	Limit-AV (dBµV/m)	Antenna	Verdict
92.080	29.32	N/A	N/A	N/A	43.50	N/A	Vertical	PASS
242.430	26.30	N/A	N/A	N/A	46.00	N/A	Vertical	PASS
544.100	31.25	N/A	N/A	N/A	46.00	N/A	Vertical	PASS
1525.333	45.47	N/A	N/A	74.00	N/A	54.00	Vertical	PASS
5760.080	45.94	N/A	N/A	68.23	N/A	N/A	Vertical	PASS
13090.480	47.37	N/A	N/A	68.23	N/A	N/A	Vertical	PASS

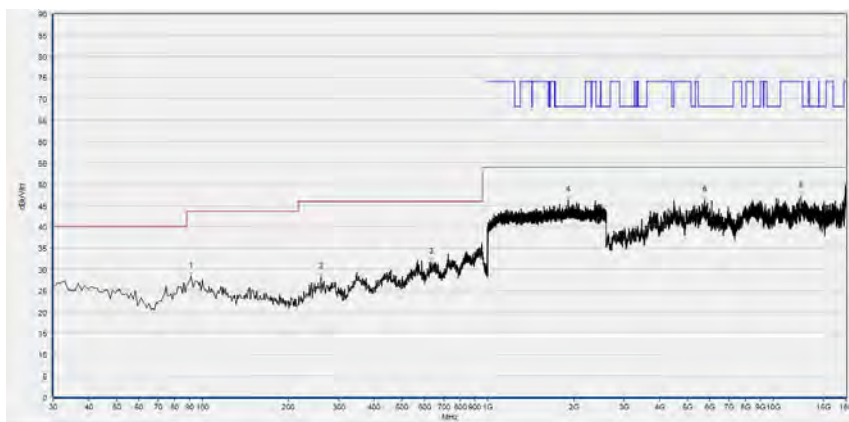
(Antenna Vertical, 30MHz to 18GHz)

Plot for Channel 46



Fre. (MHz)	PK (dBμV/m)	QP (dBμV/m)	AV (dBμV/m)	Limit-PK (dBμV/m)	Limit-QP (dBμV/m)	Limit-AV (dBμV/m)	Antenna	Verdict
95.960	27.85	N/A	N/A	N/A	43.50	N/A	Horizontal	PASS
282.200	28.68	N/A	N/A	N/A	46.00	N/A	Horizontal	PASS
644.980	31.85	N/A	N/A	N/A	46.00	N/A	Horizontal	PASS
1553.600	45.35	N/A	N/A	74.00	N/A	54.00	Horizontal	PASS
4484.960	45.92	N/A	N/A	68.23	N/A	N/A	Horizontal	PASS
12172.640	46.65	N/A	N/A	74.00	N/A	54.00	Horizontal	PASS

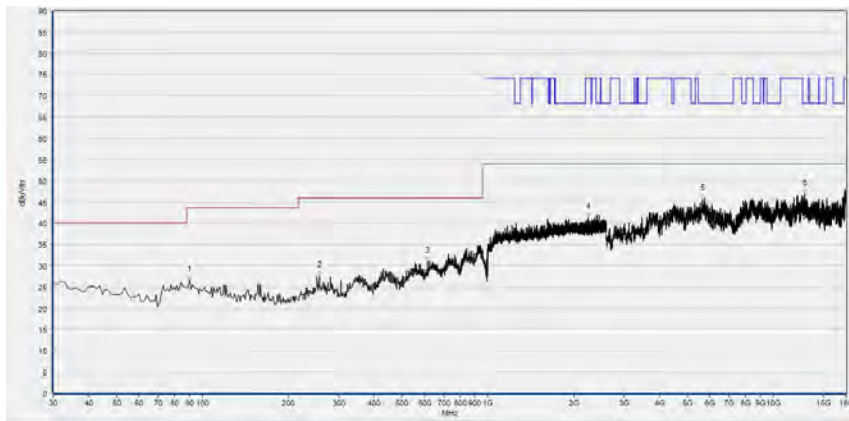
(Antenna Horizontal, 30MHz to 18GHz)



Fre. (MHz)	PK (dBμV/m)	QP (dBμV/m)	AV (dBμV/m)	Limit-PK (dBμV/m)	Limit-QP (dBμV/m)	Limit-AV (dBμV/m)	Antenna	Verdict
91.110	28.37	N/A	N/A	N/A	43.50	N/A	Vertical	PASS
259.890	28.14	N/A	N/A	N/A	46.00	N/A	Vertical	PASS
634.310	31.62	N/A	N/A	N/A	46.00	N/A	Vertical	PASS
1912.000	46.24	N/A	N/A	68.23	N/A	N/A	Vertical	PASS
5766.240	46.18	N/A	N/A	68.23	N/A	N/A	Vertical	PASS
12514.520	47.07	N/A	N/A	74.00	N/A	54.00	Vertical	PASS

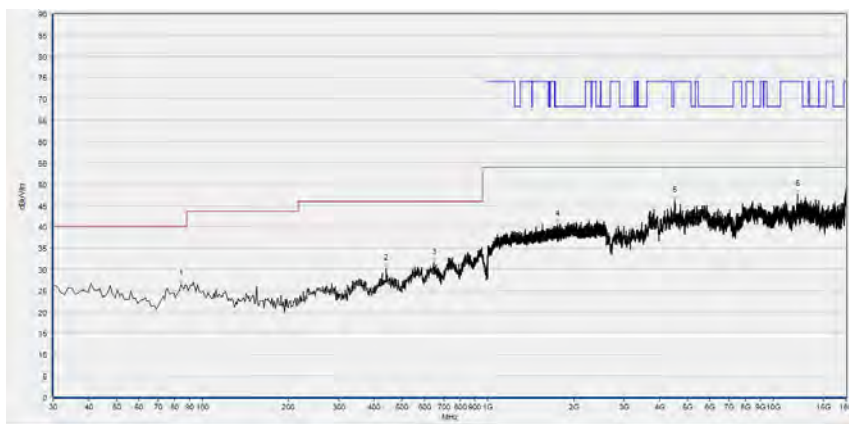
(Antenna Vertical, 30MHz to 18GHz)

Plot for Channel 54



Fre. (MHz)	PK (dBµV/m)	QP (dBµV/m)	AV (dBµV/m)	Limit-PK (dBµV/m)	Limit-QP (dBµV/m)	Limit-AV (dBµV/m)	Antenna	Verdict
90.140	26.66	N/A	N/A	N/A	43.50	N/A	Horizontal	PASS
256.980	27.68	N/A	N/A	N/A	46.00	N/A	Horizontal	PASS
615.880	31.07	N/A	N/A	N/A	46.00	N/A	Horizontal	PASS
2244.267	41.39	N/A	N/A	74.00	N/A	54.00	Horizontal	PASS
5646.120	45.76	N/A	N/A	68.23	N/A	N/A	Horizontal	PASS
12877.960	46.93	N/A	N/A	68.23	N/A	N/A	Horizontal	PASS

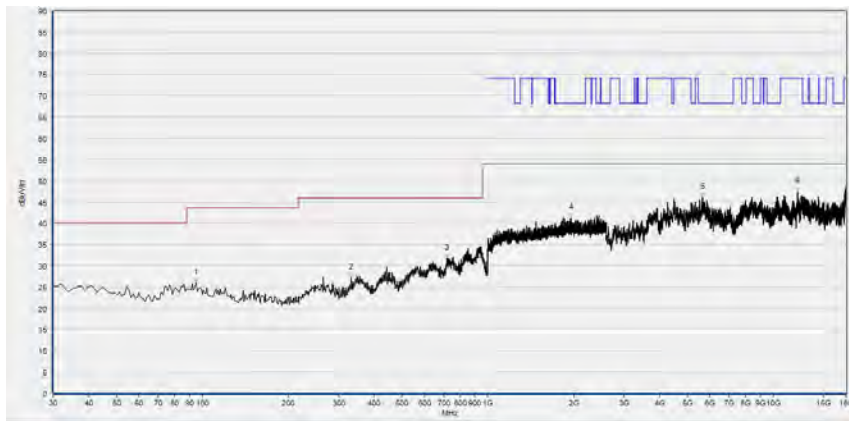
(Antenna Horizontal, 30MHz to 18GHz)



Fre. (MHz)	PK (dBµV/m)	QP (dBµV/m)	AV (dBµV/m)	Limit-PK (dBµV/m)	Limit-QP (dBµV/m)	Limit-AV (dBµV/m)	Antenna	Verdict
84.320	26.42	N/A	N/A	N/A	40.00	N/A	Vertical	PASS
440.310	30.11	N/A	N/A	N/A	46.00	N/A	Vertical	PASS
645.950	31.44	N/A	N/A	N/A	46.00	N/A	Vertical	PASS
1750.933	40.64	N/A	N/A	68.23	N/A	N/A	Vertical	PASS
4506.520	46.04	N/A	N/A	74.00	N/A	54.00	Vertical	PASS
12166.480	47.67	N/A	N/A	74.00	N/A	54.00	Vertical	PASS

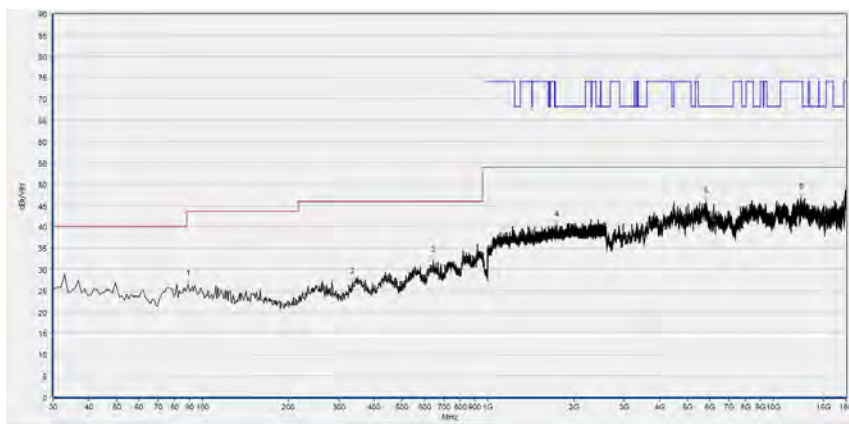
(Antenna Vertical, 30MHz to 18GHz)

Plot for Channel 62



Fre. (MHz)	PK (dBμV/m)	QP (dBμV/m)	AV (dBμV/m)	Limit-PK (dBμV/m)	Limit-QP (dBμV/m)	Limit-AV (dBμV/m)	Antenna	Verdict
94.990	25.92	N/A	N/A	N/A	43.50	N/A	Horizontal	PASS
332.640	27.09	N/A	N/A	N/A	46.00	N/A	Horizontal	PASS
717.730	31.74	N/A	N/A	N/A	46.00	N/A	Horizontal	PASS
1956.267	41.18	N/A	N/A	68.23	N/A	N/A	Horizontal	PASS
5636.880	46.03	N/A	N/A	68.23	N/A	N/A	Horizontal	PASS
12148.000	47.37	N/A	N/A	74.00	N/A	54.00	Horizontal	PASS

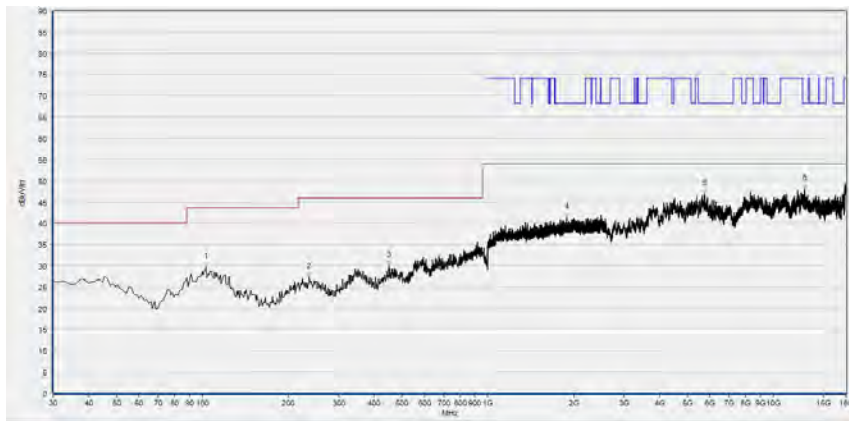
(Antenna Horizontal, 30MHz to 18GHz)



Fre. (MHz)	PK (dBμV/m)	QP (dBμV/m)	AV (dBμV/m)	Limit-PK (dBμV/m)	Limit-QP (dBμV/m)	Limit-AV (dBμV/m)	Antenna	Verdict
89.170	26.43	N/A	N/A	N/A	43.50	N/A	Vertical	PASS
336.520	26.96	N/A	N/A	N/A	46.00	N/A	Vertical	PASS
644.010	32.02	N/A	N/A	N/A	46.00	N/A	Vertical	PASS
1741.867	40.34	N/A	N/A	68.23	N/A	N/A	Vertical	PASS
5824.760	45.88	N/A	N/A	68.23	N/A	N/A	Vertical	PASS
12517.600	46.85	N/A	N/A	74.00	N/A	54.00	Vertical	PASS

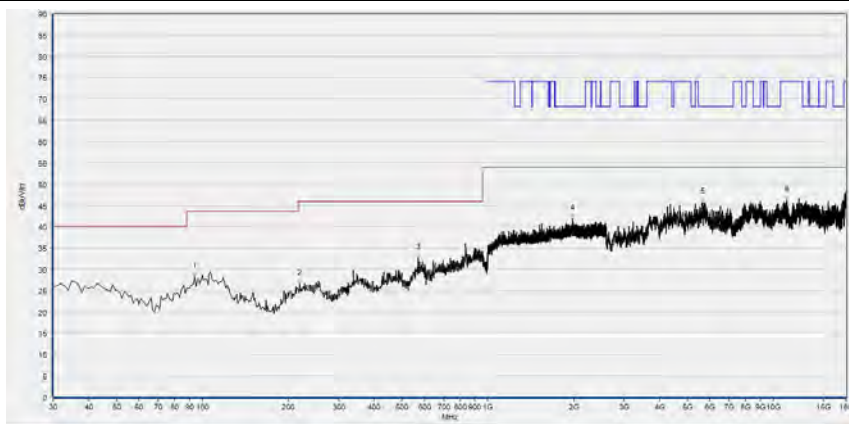
(Antenna Vertical, 30MHz to 18GHz)

Plot for Channel 102



Fre. (MHz)	PK (dBμV/m)	QP (dBμV/m)	AV (dBμV/m)	Limit-PK (dBμV/m)	Limit-QP (dBμV/m)	Limit-AV (dBμV/m)	Antenna	Verdict
102.750	29.71	N/A	N/A	N/A	43.50	N/A	Horizontal	PASS
236.610	27.38	N/A	N/A	N/A	46.00	N/A	Horizontal	PASS
449.040	29.96	N/A	N/A	N/A	46.00	N/A	Horizontal	PASS
1889.600	41.47	N/A	N/A	68.23	N/A	N/A	Horizontal	PASS
5757.000	46.94	N/A	N/A	68.23	N/A	N/A	Horizontal	PASS
12911.840	48.18	N/A	N/A	68.23	N/A	N/A	Horizontal	PASS

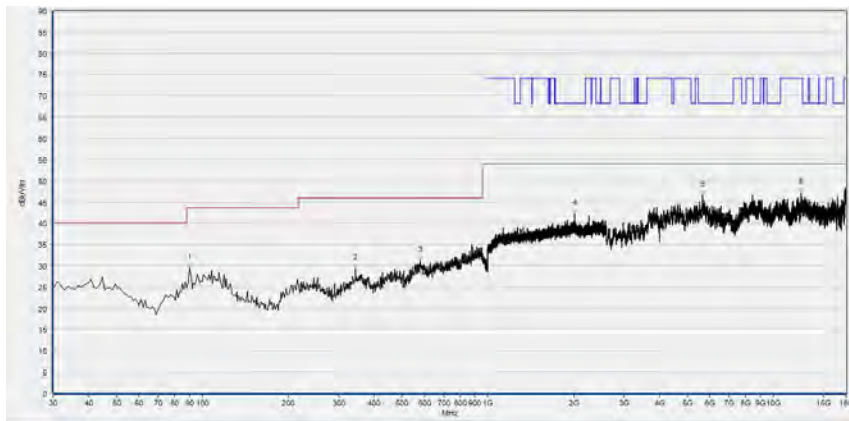
(Antenna Horizontal, 30MHz to 18GHz)



Fre. (MHz)	PK (dBμV/m)	QP (dBμV/m)	AV (dBμV/m)	Limit-PK (dBμV/m)	Limit-QP (dBμV/m)	Limit-AV (dBμV/m)	Antenna	Verdict
94.020	28.34	N/A	N/A	N/A	43.50	N/A	Vertical	PASS
219.150	26.64	N/A	N/A	N/A	46.00	N/A	Vertical	PASS
569.320	32.61	N/A	N/A	N/A	46.00	N/A	Vertical	PASS
1982.400	41.86	N/A	N/A	68.23	N/A	N/A	Vertical	PASS
5658.440	45.73	N/A	N/A	68.23	N/A	N/A	Vertical	PASS
11180.880	46.20	N/A	N/A	74.00	N/A	54.00	Vertical	PASS

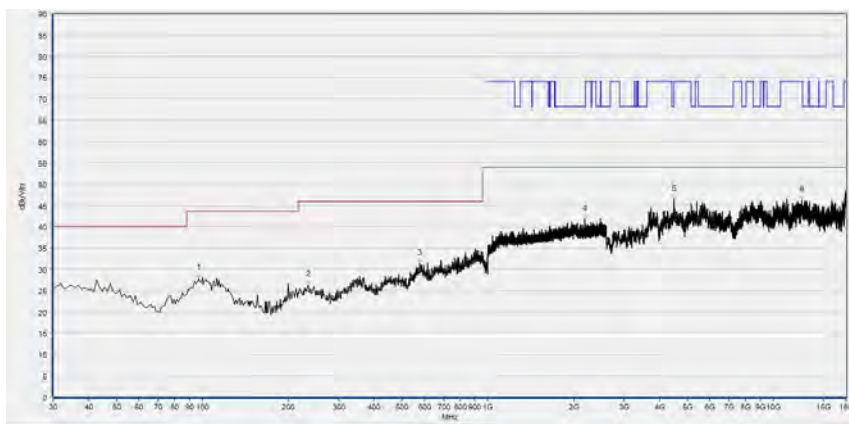
(Antenna Vertical, 30MHz to 18GHz)

Plot for Channel 126



Fre. (MHz)	PK (dBµV/m)	QP (dBµV/m)	AV (dBµV/m)	Limit-PK (dBµV/m)	Limit-QP (dBµV/m)	Limit-AV (dBµV/m)	Antenna	Verdict
90.140	29.51	N/A	N/A	N/A	43.50	N/A	Horizontal	PASS
344.280	29.26	N/A	N/A	N/A	46.00	N/A	Horizontal	PASS
579.990	31.22	N/A	N/A	N/A	46.00	N/A	Horizontal	PASS
2009.600	42.16	N/A	N/A	68.23	N/A	N/A	Horizontal	PASS
5636.880	46.64	N/A	N/A	68.23	N/A	N/A	Horizontal	PASS
12526.840	47.14	N/A	N/A	74.00	N/A	54.00	Horizontal	PASS

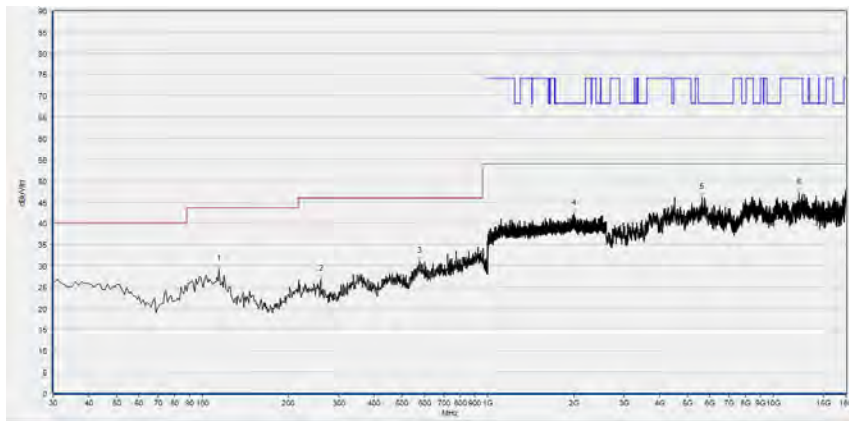
(Antenna Horizontal, 30MHz to 18GHz)



Fre. (MHz)	PK (dBµV/m)	QP (dBµV/m)	AV (dBµV/m)	Limit-PK (dBµV/m)	Limit-QP (dBµV/m)	Limit-AV (dBµV/m)	Antenna	Verdict
96.930	27.80	N/A	N/A	N/A	43.50	N/A	Vertical	PASS
234.670	26.24	N/A	N/A	N/A	46.00	N/A	Vertical	PASS
577.080	31.29	N/A	N/A	N/A	46.00	N/A	Vertical	PASS
2189.867	41.66	N/A	N/A	68.23	N/A	N/A	Vertical	PASS
4484.960	46.47	N/A	N/A	68.23	N/A	N/A	Vertical	PASS
12606.920	46.21	N/A	N/A	74.00	N/A	54.00	Vertical	PASS

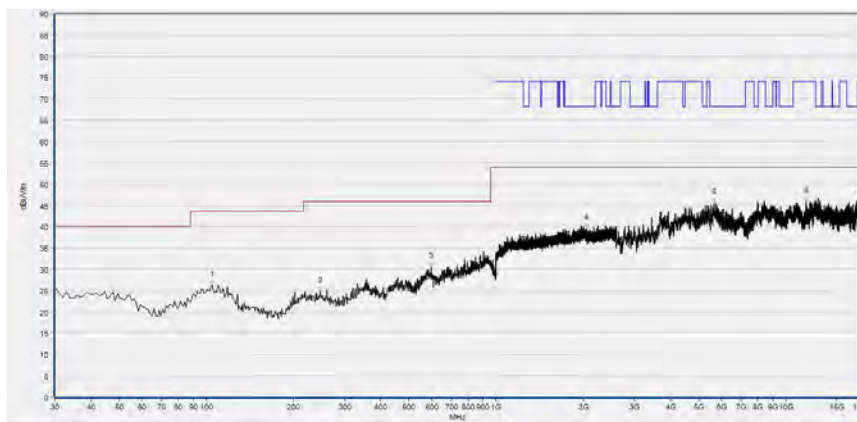
(Antenna Vertical, 30MHz to 18GHz)

Plot for Channel 142



Fre. (MHz)	PK (dBμV/m)	QP (dBμV/m)	AV (dBμV/m)	Limit-PK (dBμV/m)	Limit-QP (dBμV/m)	Limit-AV (dBμV/m)	Antenna	Verdict
114.390	29.18	N/A	N/A	N/A	43.50	N/A	Horizontal	PASS
259.890	26.76	N/A	N/A	N/A	46.00	N/A	Horizontal	PASS
578.050	31.02	N/A	N/A	N/A	46.00	N/A	Horizontal	PASS
2000.000	42.29	N/A	N/A	68.23	N/A	N/A	Horizontal	PASS
5633.800	46.06	N/A	N/A	68.23	N/A	N/A	Horizontal	PASS
12289.680	47.11	N/A	N/A	74.00	N/A	54.00	Horizontal	PASS

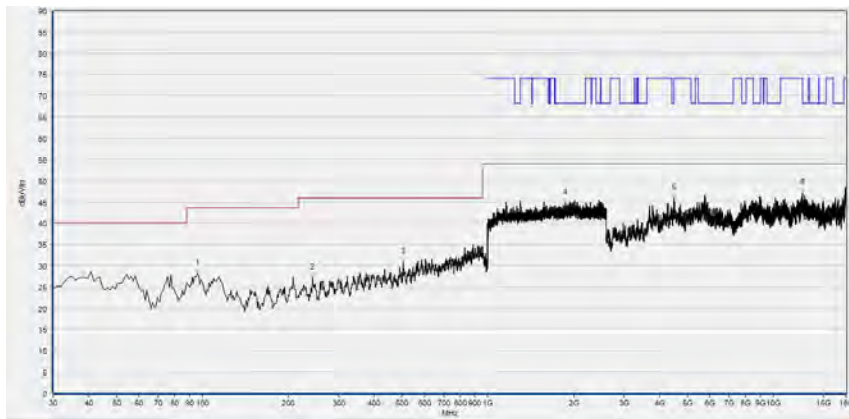
(Antenna Horizontal, 30MHz to 18GHz)



Fre. (MHz)	PK (dBμV/m)	QP (dBμV/m)	AV (dBμV/m)	Limit-PK (dBμV/m)	Limit-QP (dBμV/m)	Limit-AV (dBμV/m)	Antenna	Verdict
104.690	26.34	N/A	N/A	N/A	43.50	N/A	Vertical	PASS
247.280	24.87	N/A	N/A	N/A	46.00	N/A	Vertical	PASS
596.480	30.45	N/A	N/A	N/A	46.00	N/A	Vertical	PASS
2052.267	39.63	N/A	N/A	68.23	N/A	N/A	Vertical	PASS
5649.200	45.61	N/A	N/A	68.23	N/A	N/A	Vertical	PASS
11744.520	45.98	N/A	N/A	74.00	N/A	54.00	Vertical	PASS

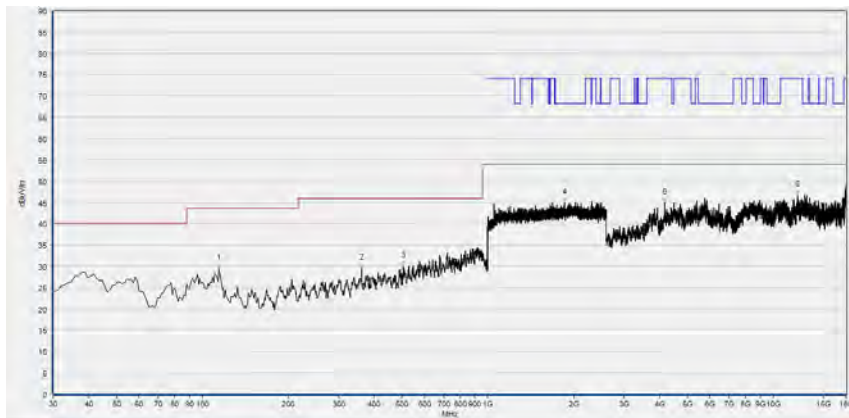
(Antenna Vertical, 30MHz to 18GHz)

Plot for Channel 151



Fre. (MHz)	PK (dBµV/m)	QP (dBµV/m)	AV (dBµV/m)	Limit-PK (dBµV/m)	Limit-QP (dBµV/m)	Limit-AV (dBµV/m)	Antenna	Verdict
95.960	28.17	N/A	N/A	N/A	43.50	N/A	Horizontal	PASS
243.400	27.09	N/A	N/A	N/A	46.00	N/A	Horizontal	PASS
504.330	30.85	N/A	N/A	N/A	46.00	N/A	Horizontal	PASS
1866.133	44.76	N/A	N/A	68.23	N/A	N/A	Horizontal	PASS
4494.200	45.84	N/A	N/A	68.23	N/A	N/A	Horizontal	PASS
12671.600	47.12	N/A	N/A	74.00	N/A	54.00	Horizontal	PASS

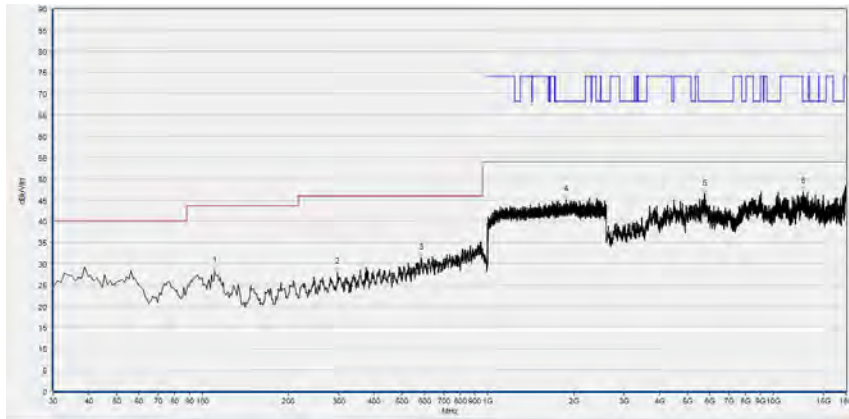
(Antenna Horizontal, 30MHz to 18GHz)



Fre. (MHz)	PK (dBµV/m)	QP (dBµV/m)	AV (dBµV/m)	Limit-PK (dBµV/m)	Limit-QP (dBµV/m)	Limit-AV (dBµV/m)	Antenna	Verdict
114.390	29.54	N/A	N/A	N/A	43.50	N/A	Vertical	PASS
360.770	29.49	N/A	N/A	N/A	46.00	N/A	Vertical	PASS
506.270	30.08	N/A	N/A	N/A	46.00	N/A	Vertical	PASS
1861.333	44.90	N/A	N/A	68.23	N/A	N/A	Vertical	PASS
4164.640	44.87	N/A	N/A	74.00	N/A	54.00	Vertical	PASS
12194.200	46.68	N/A	N/A	74.00	N/A	54.00	Vertical	PASS

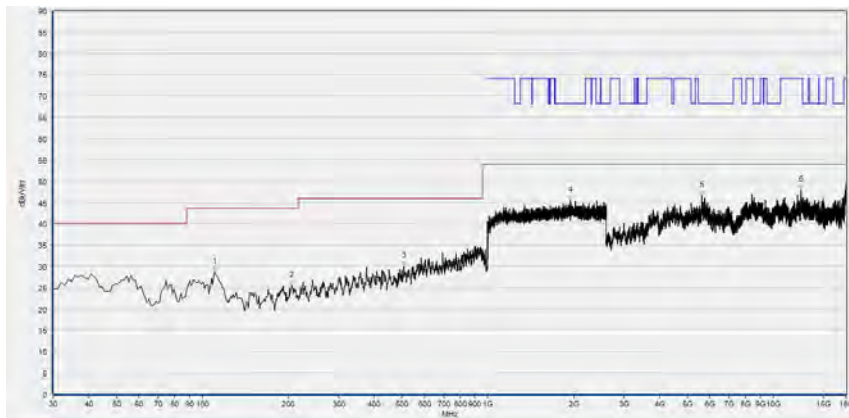
(Antenna Vertical, 30MHz to 18GHz)

Plot for Channel 159



Fre. (MHz)	PK (dB μ V/m)	QP (dB μ V/m)	AV (dB μ V/m)	Limit-PK (dB μ V/m)	Limit-QP (dB μ V/m)	Limit-AV (dB μ V/m)	Antenna	Verdict
110.510	28.30	N/A	N/A	N/A	43.50	N/A	Horizontal	PASS
297.720	27.97	N/A	N/A	N/A	46.00	N/A	Horizontal	PASS
581.930	31.39	N/A	N/A	N/A	46.00	N/A	Horizontal	PASS
1877.333	45.04	N/A	N/A	68.23	N/A	N/A	Horizontal	PASS
5747.760	46.45	N/A	N/A	68.23	N/A	N/A	Horizontal	PASS
12736.280	46.94	N/A	N/A	68.23	N/A	N/A	Horizontal	PASS

(Antenna Horizontal, 30MHz to 18GHz)



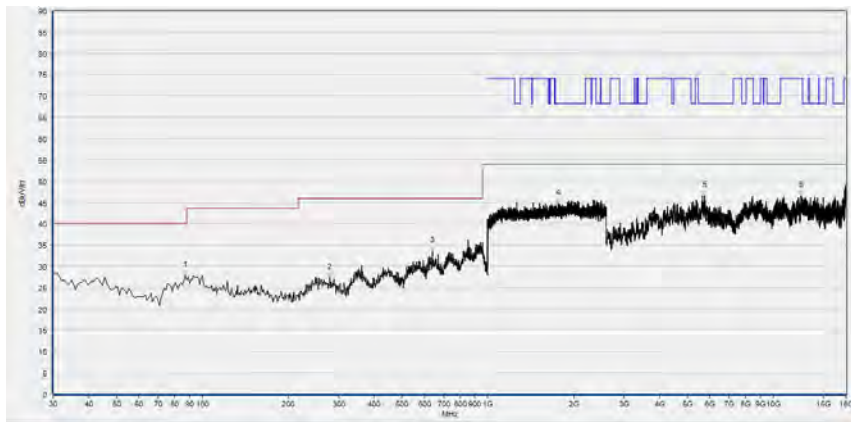
Fre. (MHz)	PK (dB μ V/m)	QP (dB μ V/m)	AV (dB μ V/m)	Limit-PK (dB μ V/m)	Limit-QP (dB μ V/m)	Limit-AV (dB μ V/m)	Antenna	Verdict
110.510	28.60	N/A	N/A	N/A	43.50	N/A	Vertical	PASS
205.570	25.42	N/A	N/A	N/A	46.00	N/A	Vertical	PASS
507.240	30.00	N/A	N/A	N/A	46.00	N/A	Vertical	PASS
1944.533	45.38	N/A	N/A	68.23	N/A	N/A	Vertical	PASS
5630.720	46.63	N/A	N/A	68.23	N/A	N/A	Vertical	PASS
12526.840	47.93	N/A	N/A	74.00	N/A	54.00	Vertical	PASS

(Antenna Vertical, 30MHz to 18GHz)



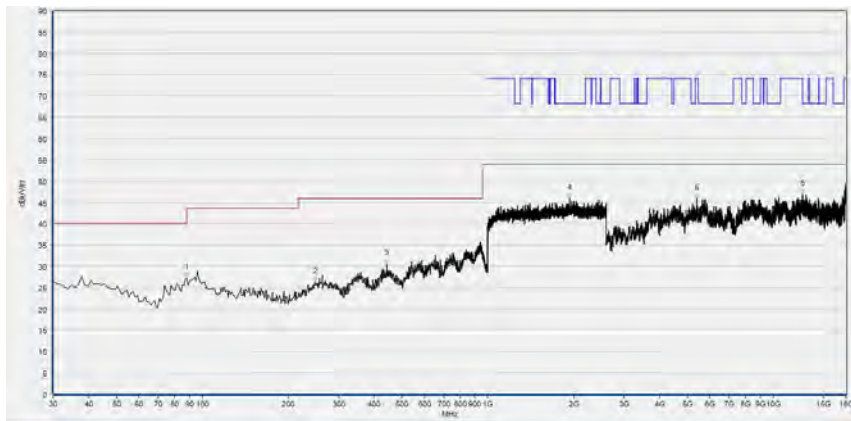
802.11ac (VHT80) Mode

Plot for Channel 42



Fre. (MHz)	PK (dBμV/m)	QP (dBμV/m)	AV (dBμV/m)	Limit-PK (dBμV/m)	Limit-QP (dBμV/m)	Limit-AV (dBμV/m)	Antenna	Verdict
87.230	27.84	N/A	N/A	N/A	40.00	N/A	Horizontal	PASS
279.290	27.33	N/A	N/A	N/A	46.00	N/A	Horizontal	PASS
639.160	33.52	N/A	N/A	N/A	46.00	N/A	Horizontal	PASS
1766.933	44.79	N/A	N/A	68.23	N/A	N/A	Horizontal	PASS
5757.000	46.59	N/A	N/A	68.23	N/A	N/A	Horizontal	PASS
12483.720	46.54	N/A	N/A	74.00	N/A	54.00	Horizontal	PASS

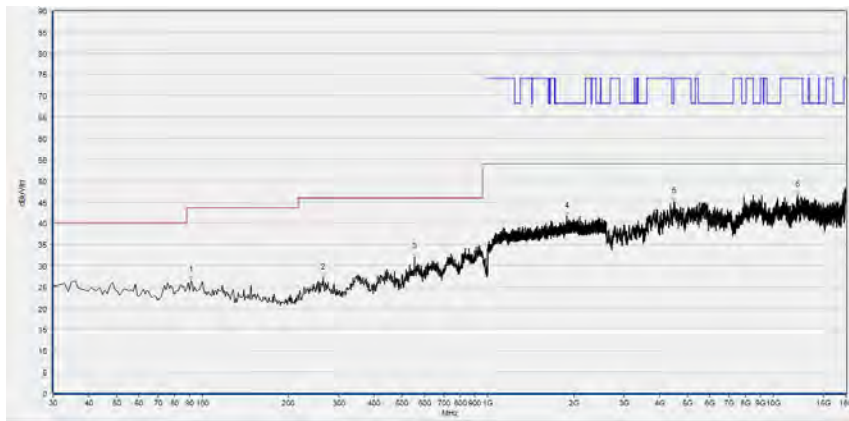
(Antenna Horizontal, 30MHz to 18GHz)



Fre. (MHz)	PK (dBμV/m)	QP (dBμV/m)	AV (dBμV/m)	Limit-PK (dBμV/m)	Limit-QP (dBμV/m)	Limit-AV (dBμV/m)	Antenna	Verdict
88.200	27.31	N/A	N/A	N/A	43.50	N/A	Vertical	PASS
248.250	26.27	N/A	N/A	N/A	46.00	N/A	Vertical	PASS
443.220	30.58	N/A	N/A	N/A	46.00	N/A	Vertical	PASS
1930.667	45.96	N/A	N/A	68.23	N/A	N/A	Vertical	PASS
5399.720	46.00	N/A	N/A	74.00	N/A	54.00	Vertical	PASS
12677.760	46.97	N/A	N/A	74.00	N/A	54.00	Vertical	PASS

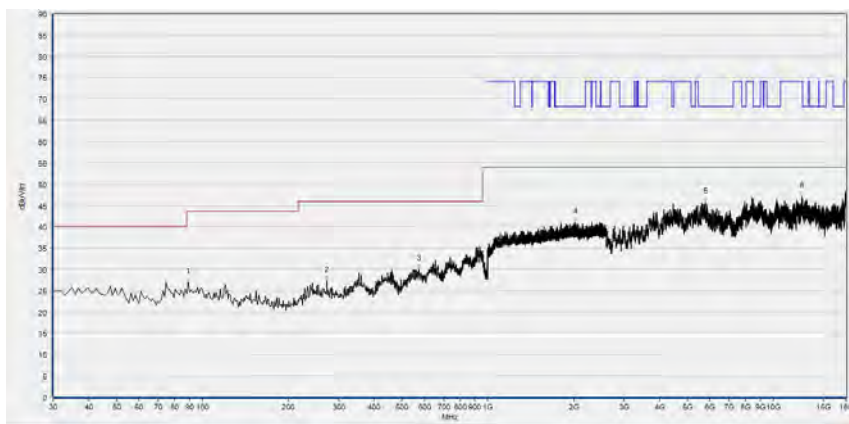
(Antenna Vertical, 30MHz to 18GHz)

Plot for Channel 58



Fre. (MHz)	PK (dBμV/m)	QP (dBμV/m)	AV (dBμV/m)	Limit-PK (dBμV/m)	Limit-QP (dBμV/m)	Limit-AV (dBμV/m)	Antenna	Verdict
91.110	26.49	N/A	N/A	N/A	43.50	N/A	Horizontal	PASS
265.710	27.11	N/A	N/A	N/A	46.00	N/A	Horizontal	PASS
552.830	31.98	N/A	N/A	N/A	46.00	N/A	Horizontal	PASS
1885.867	41.51	N/A	N/A	68.23	N/A	N/A	Horizontal	PASS
4491.120	45.16	N/A	N/A	68.23	N/A	N/A	Horizontal	PASS
12157.240	46.61	N/A	N/A	74.00	N/A	54.00	Horizontal	PASS

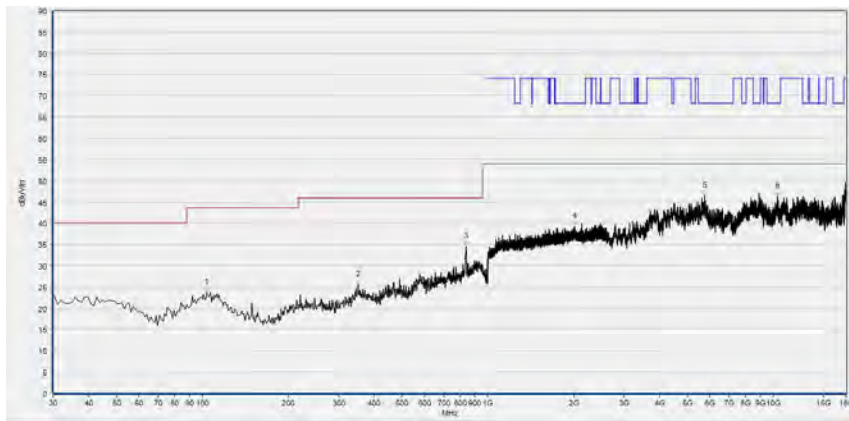
(Antenna Horizontal, 30MHz to 18GHz)



Fre. (MHz)	PK (dBμV/m)	QP (dBμV/m)	AV (dBμV/m)	Limit-PK (dBμV/m)	Limit-QP (dBμV/m)	Limit-AV (dBμV/m)	Antenna	Verdict
89.170	26.99	N/A	N/A	N/A	43.50	N/A	Vertical	PASS
273.470	27.30	N/A	N/A	N/A	46.00	N/A	Vertical	PASS
574.170	29.98	N/A	N/A	N/A	46.00	N/A	Vertical	PASS
2027.200	41.03	N/A	N/A	68.23	N/A	N/A	Vertical	PASS
5769.320	45.79	N/A	N/A	68.23	N/A	N/A	Vertical	PASS
12619.240	47.16	N/A	N/A	74.00	N/A	54.00	Vertical	PASS

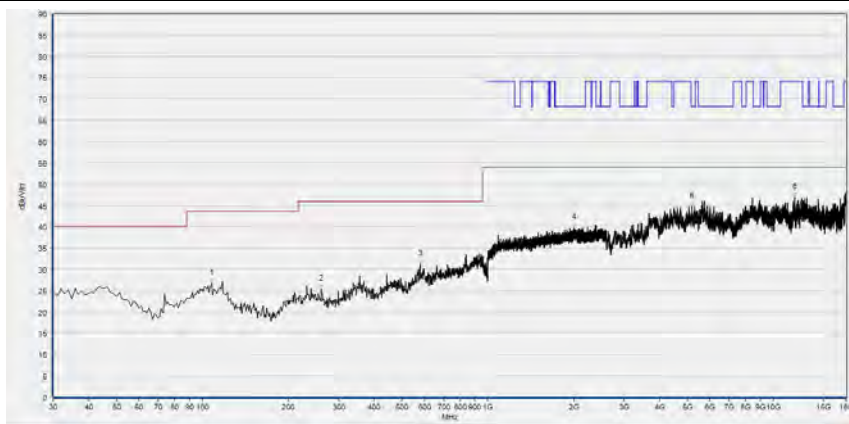
(Antenna Vertical, 30MHz to 18GHz)

Plot for Channel 106



Fre. (MHz)	PK (dBμV/m)	QP (dBμV/m)	AV (dBμV/m)	Limit-PK (dBμV/m)	Limit-QP (dBμV/m)	Limit-AV (dBμV/m)	Antenna	Verdict
103.720	23.60	N/A	N/A	N/A	43.50	N/A	Horizontal	PASS
351.070	25.43	N/A	N/A	N/A	46.00	N/A	Horizontal	PASS
838.980	34.47	N/A	N/A	N/A	46.00	N/A	Horizontal	PASS
2014.933	39.21	N/A	N/A	68.23	N/A	N/A	Horizontal	PASS
5744.680	46.50	N/A	N/A	68.23	N/A	N/A	Horizontal	PASS
10336.960	46.34	N/A	N/A	68.23	N/A	N/A	Horizontal	PASS

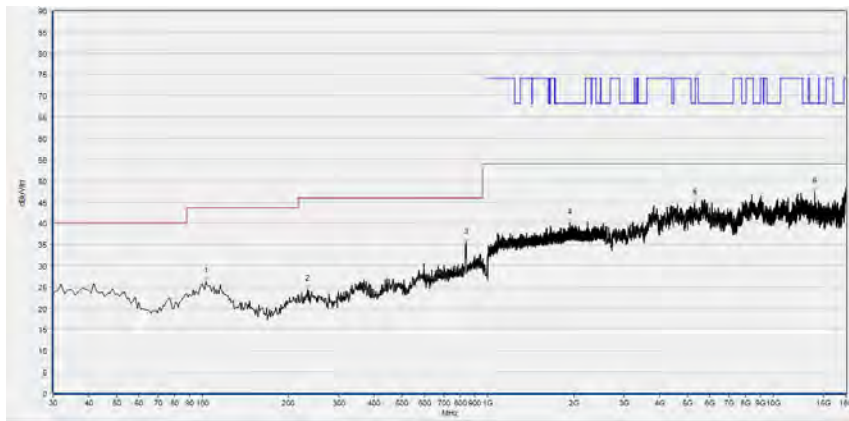
(Antenna Horizontal, 30MHz to 18GHz)



Fre. (MHz)	PK (dBμV/m)	QP (dBμV/m)	AV (dBμV/m)	Limit-PK (dBμV/m)	Limit-QP (dBμV/m)	Limit-AV (dBμV/m)	Antenna	Verdict
107.600	26.60	N/A	N/A	N/A	43.50	N/A	Vertical	PASS
260.860	25.30	N/A	N/A	N/A	46.00	N/A	Vertical	PASS
579.020	31.20	N/A	N/A	N/A	46.00	N/A	Vertical	PASS
2006.933	39.65	N/A	N/A	68.23	N/A	N/A	Vertical	PASS
5193.360	44.70	N/A	N/A	68.23	N/A	N/A	Vertical	PASS
11883.120	46.98	N/A	N/A	74.00	N/A	54.00	Vertical	PASS

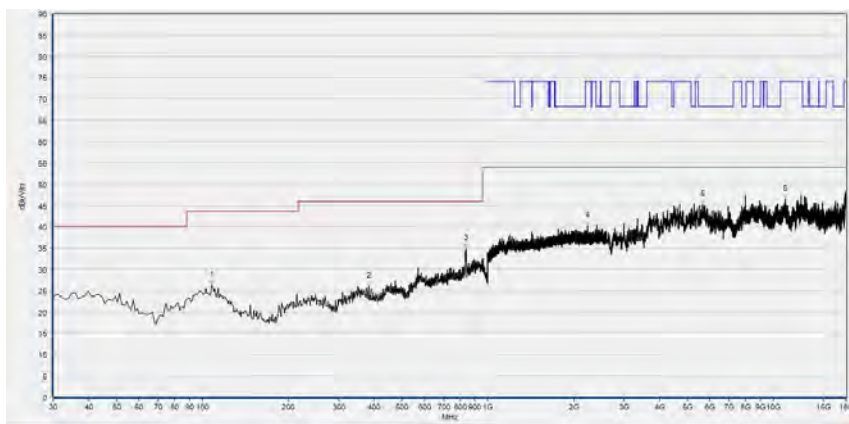
(Antenna Vertical, 30MHz to 18GHz)

Plot for Channel 122



Fre. (MHz)	PK (dBμV/m)	QP (dBμV/m)	AV (dBμV/m)	Limit-PK (dBμV/m)	Limit-QP (dBμV/m)	Limit-AV (dBμV/m)	Antenna	Verdict
102.750	26.31	N/A	N/A	N/A	43.50	N/A	Horizontal	PASS
233.700	24.44	N/A	N/A	N/A	46.00	N/A	Horizontal	PASS
838.980	35.35	N/A	N/A	N/A	46.00	N/A	Horizontal	PASS
1933.333	40.03	N/A	N/A	68.23	N/A	N/A	Horizontal	PASS
5298.080	44.69	N/A	N/A	68.23	N/A	N/A	Horizontal	PASS
14008.320	47.41	N/A	N/A	68.23	N/A	N/A	Horizontal	PASS

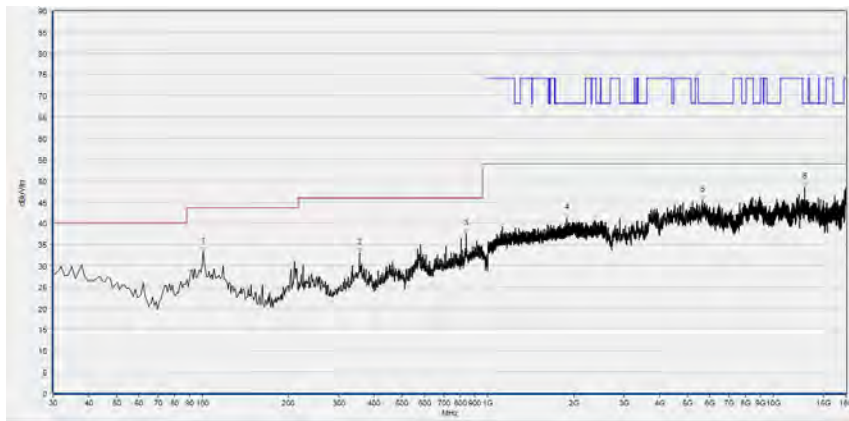
(Antenna Horizontal, 30MHz to 18GHz)



Fre. (MHz)	PK (dBμV/m)	QP (dBμV/m)	AV (dBμV/m)	Limit-PK (dBμV/m)	Limit-QP (dBμV/m)	Limit-AV (dBμV/m)	Antenna	Verdict
107.600	26.24	N/A	N/A	N/A	43.50	N/A	Vertical	PASS
382.110	25.93	N/A	N/A	N/A	46.00	N/A	Vertical	PASS
840.920	34.80	N/A	N/A	N/A	46.00	N/A	Vertical	PASS
2238.400	40.28	N/A	N/A	74.00	N/A	54.00	Vertical	PASS
5664.600	45.33	N/A	N/A	68.23	N/A	N/A	Vertical	PASS
11005.320	46.49	N/A	N/A	74.00	N/A	54.00	Vertical	PASS

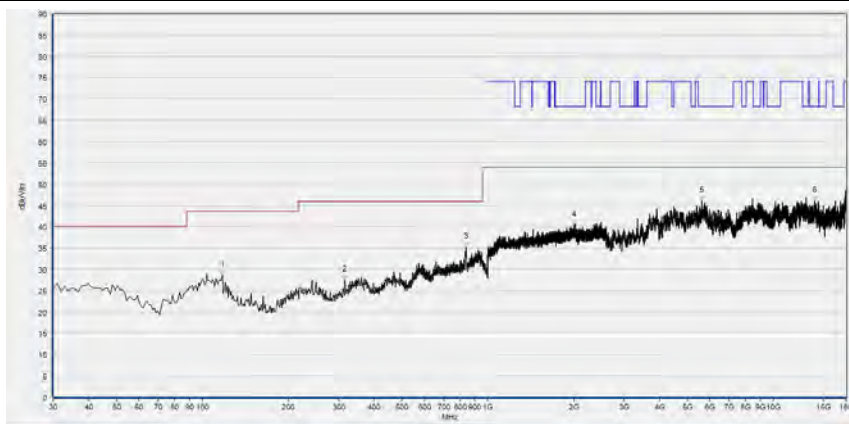
(Antenna Vertical, 30MHz to 18GHz)

Plot for Channel 138



Fre. (MHz)	PK (dBµV/m)	QP (dBµV/m)	AV (dBµV/m)	Limit-PK (dBµV/m)	Limit-QP (dBµV/m)	Limit-AV (dBµV/m)	Antenna	Verdict
100.810	33.31	N/A	N/A	N/A	43.50	N/A	Horizontal	PASS
354.950	33.00	N/A	N/A	N/A	46.00	N/A	Horizontal	PASS
839.950	37.49	N/A	N/A	N/A	46.00	N/A	Horizontal	PASS
1890.133	41.27	N/A	N/A	68.23	N/A	N/A	Horizontal	PASS
5639.960	45.41	N/A	N/A	68.23	N/A	N/A	Horizontal	PASS
12865.640	48.36	N/A	N/A	68.23	N/A	N/A	Horizontal	PASS

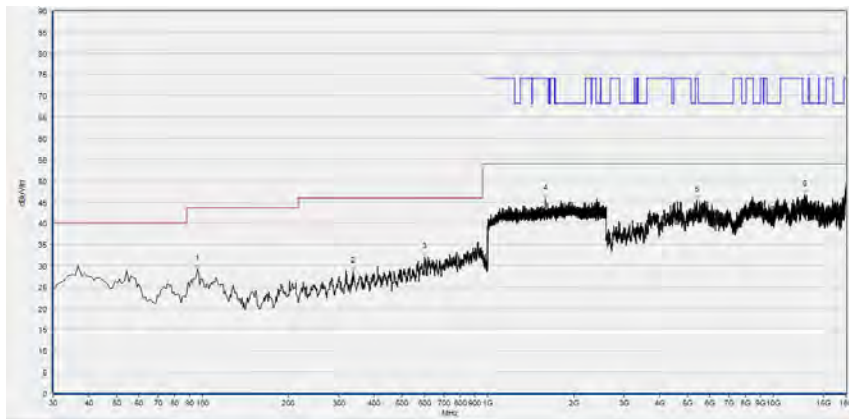
(Antenna Horizontal, 30MHz to 18GHz)



Fre. (MHz)	PK (dBµV/m)	QP (dBµV/m)	AV (dBµV/m)	Limit-PK (dBµV/m)	Limit-QP (dBµV/m)	Limit-AV (dBµV/m)	Antenna	Verdict
117.300	28.62	N/A	N/A	N/A	43.50	N/A	Vertical	PASS
315.180	27.45	N/A	N/A	N/A	46.00	N/A	Vertical	PASS
840.920	35.22	N/A	N/A	N/A	46.00	N/A	Vertical	PASS
2004.800	40.45	N/A	N/A	68.23	N/A	N/A	Vertical	PASS
5627.640	46.13	N/A	N/A	68.23	N/A	N/A	Vertical	PASS
13986.760	46.12	N/A	N/A	68.23	N/A	N/A	Vertical	PASS

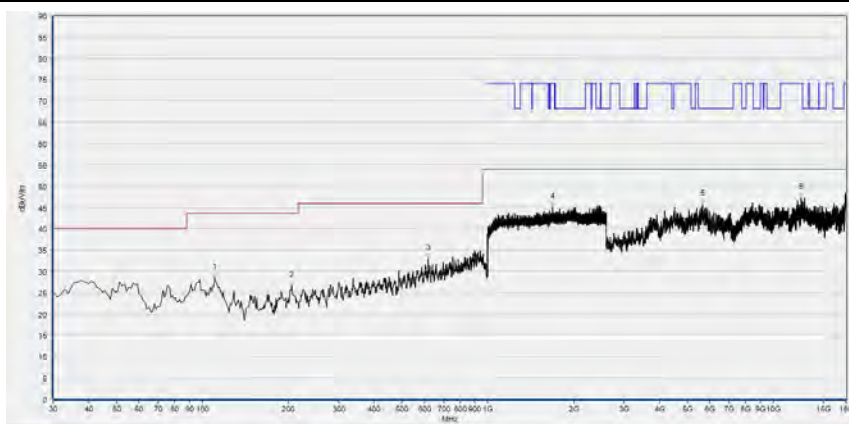
(Antenna Vertical, 30MHz to 18GHz)

Plot for Channel 155



Fre. (MHz)	PK (dBµV/m)	QP (dBµV/m)	AV (dBµV/m)	Limit-PK (dBµV/m)	Limit-QP (dBµV/m)	Limit-AV (dBµV/m)	Antenna	Verdict
95.960	29.20	N/A	N/A	N/A	43.50	N/A	Horizontal	PASS
337.490	28.72	N/A	N/A	N/A	46.00	N/A	Horizontal	PASS
600.360	32.05	N/A	N/A	N/A	46.00	N/A	Horizontal	PASS
1593.600	45.76	N/A	N/A	74.00	N/A	54.00	Horizontal	PASS
5408.960	45.47	N/A	N/A	74.00	N/A	54.00	Horizontal	PASS
12893.360	46.69	N/A	N/A	68.23	N/A	N/A	Horizontal	PASS

(Antenna Horizontal, 30MHz to 18GHz)



Fre. (MHz)	PK (dBµV/m)	QP (dBµV/m)	AV (dBµV/m)	Limit-PK (dBµV/m)	Limit-QP (dBµV/m)	Limit-AV (dBµV/m)	Antenna	Verdict
110.510	28.42	N/A	N/A	N/A	43.50	N/A	Vertical	PASS
205.570	26.58	N/A	N/A	N/A	43.50	N/A	Vertical	PASS
618.790	33.00	N/A	N/A	N/A	46.00	N/A	Vertical	PASS
1687.467	45.07	N/A	N/A	74.00	N/A	54.00	Vertical	PASS
5655.360	45.79	N/A	N/A	68.23	N/A	N/A	Vertical	PASS
12533.000	47.30	N/A	N/A	74.00	N/A	54.00	Vertical	PASS

(Antenna Vertical, 30MHz to 18GHz)



Annex A Test Uncertainty

Where relevant, the following measurement uncertainty levels have been estimated for test performed on the EUT as specified in CISPR 16-1-2:

Test Items	Uncertainty
Peak Output Power	±2.22dB
Power Spectral Density	±2.22dB
Bandwidth	±5%
Restricted Frequency Bands	±5%
Radiated Emission	±2.95dB
Conducted Emission	±2.44dB

This uncertainty represent an expanded uncertainty expressed at approximately the 95% confidence level using a coverage factor of k=2.



Annex B Testing Laboratory Information

1. Identification of the Responsible Testing Laboratory

Laboratory Name:	Shenzhen Morlab Communications Technology Co., Ltd.
Laboratory Address:	FL.3, Building A, FeiYang Science Park, No.8 LongChang Road, Block 67, BaoAn District, ShenZhen, GuangDong Province, P. R. China
Telephone:	+86 755 36698555
Facsimile:	+86 755 36698525

2. Identification of the Responsible Testing Location

Name:	Shenzhen Morlab Communications Technology Co., Ltd.
Address:	FL.3, Building A, FeiYang Science Park, No.8 LongChang Road, Block 67, BaoAn District, ShenZhen, GuangDong Province, P. R. China

3. Facilities and Accreditations

All measurement facilities used to collect the measurement data are located at FL.3, Building A, FeiYang Science Park, Block 67, BaoAn District, Shenzhen, 518101 P. R. China. The test site is constructed in conformance with the requirements of ANSI C63.10-2013 and CISPR Publication 22; the FCC designation number is CN1192, the test firm registration number is 226174.



4. Test Equipments Utilized

4.1 Conducted Test Equipments

Equipment	Serial No.	Type	Manufacturer	Cal. Date	Due Date
Attenuator 1	N/A	10dB	Resnet	N/A	N/A
EXA Signal Analyzer	MY53470836	N9010A	Agilent	2021.03.25	2022.03.24
USB Wideband Power Sensor	MY54180008	U2021XA	Agilent	2021.03.25	2022.03.24
RF Cable (30MHz-26GHz)	CB01	RF01	Morlab	N/A	N/A
Coaxial Cable	CB02	RF02	Morlab	N/A	N/A
SMA Connector	CN01	RF03	HUBER-SUHNER	N/A	N/A
Temperature Chamber	12108015	DTL-003S101	YOMA	2021.10.21	2022.10.20

4.2 Conducted Emission Test Equipments

Equipment Name	Serial No.	Type	Manufacturer	Cal. Date	Due Date
Receiver	MY56400093	N9038A	KEYSIGHT	2021.03.09	2022.03.08
LISN	812744	NSLK 8127	Schwarzbeck	2021.03.09	2022.03.08
Pulse Limiter (10dB)	VTSD 9561 F-B #206	VTSD 9561-F	Schwarzbeck	2021.07.21	2022.07.20
Coaxial Cable(BNC) (30MHz-26GHz)	CB01	EMC01	Morlab	N/A	N/A

4.3 List of Software Used

Description	Manufacturer	Software Version
Test System	Tonscend	V2.5.77.0418
Morlab EMCR V1.2	Morlab	V1.0
TS+ -[JS32-CE]	Tonscend	V2.5.0.0

**4.4 Radiated Test Equipments**

Equipment Name	Serial No.	Type	Manufacturer	Cal. Date	Due Date
Receiver	MY54130016	N9038A	Agilent	2021.07.16	2022.07.15
Test Antenna - Bi-Log	9163-519	VULB 9163	Schwarzbeck	2019.05.24	2022.05.23
Test Antenna - Horn	BBHA9170 #774	BBHA 9170	Schwarzbeck	2019.07.26	2022.07.25
Test Antenna - Loop	1519-022	FMZB1519	Schwarzbeck	2019.02.14	2022.02.13
Test Antenna - Horn	01774	BBHA 9120D	Schwarzbeck	2019.07.26	2022.07.25
Coaxial Cable (N male) (9KHz-30MHz)	CB04	EMC04	Morlab	N/A	N/A
Coaxial Cable (N male) (30MHz-26GHz)	CB02	EMC02	Morlab	N/A	N/A
Coaxial Cable (N male) (30MHz-26GHz)	CB03	EMC03	Morlab	N/A	N/A
Coaxial Cable (N male) (30MHz-40GHz)	CB05	EMC05	Morlab	N/A	N/A
1-18GHz pre-Amplifier	61171/61172	S020180L32 03	Tonscend	2021.07.16	2022.07.15
18-26.5GHz pre-Amplifier	46732	S10M100L38 02	Tonscend	2021.07.16	2022.07.15
26-40GHz pre-Amplifier	56774	S40M400L40 02	Tonscend	2021.07.16	2022.07.15
Notch Filter	N/A	WRCG-5150-5350	Wainwright	2021.07.16	2022.07.15
Notch Filter	N/A	WRCG-5470-5725	Wainwright	2021.07.16	2022.07.15
Notch Filter	N/A	WRCG-5725-5850	Wainwright	2021.07.16	2022.07.15



REPORT No. : SZ21120213W04

Equipment Name	Serial No.	Type	Manufacturer	Cal. Date	Due Date
Anechoic Chamber	N/A	9m*6m*6m	CRT	2020.01.06	2023.01.05

————— END OF REPORT —————