



# TEST REPORT

**APPLICANT** : Realme Chongqing Mobile  
Telecommunications Corp., Ltd.

**PRODUCT NAME** : Mobile Phone

**MODEL NAME** : RMX3511

**BRAND NAME** : realme

**FCC ID** : 2AUYFRMX3511

**STANDARD(S)** : 47 CFR Part 2  
47 CFR Part 90, Subpart S

**RECEIPT DATE** : 2021-11-26

**TEST DATE** : 2021-12-03 to 2022-01-07

**ISSUE DATE** : 2022-01-27

Edited by: Peng Mi  
Peng Mi (Rapporteur)

Approved by: Shen Junsheng  
Shen Junsheng (Supervisor)

**NOTE:** This document is issued by Shenzhen Morlab Communications Technology Co., Ltd., the test report shall not be reproduced except in full without prior written permission of the company. The test results apply only to the particular sample(s) tested and to the specific tests carried out which is available on request for validation and information confirmed at our website.





# DIRECTORY

- 1. Technical Information ..... 3**
- 1.1. Applicant and Manufacturer Information ..... 3**
- 1.2. Equipment Under Test (EUT) Description ..... 3**
- 1.3. Maximum E.R.P./E.I.R.P. and Emission Designator ..... 5**
- 1.4. Test Standards and Results ..... 6**
- 1.5. Environmental Conditions ..... 7**
- 2. 47 CFR Part 2, Part 90S Requirements ..... 8**
- 2.1. Transmitter Conducted Output Power and E.R.P./E.I.R.P. .... 8**
- 2.2. Occupied Bandwidth ..... 17**
- 2.3. Frequency Stability ..... 24**
- 2.4. Conducted Spurious Emissions ..... 26**
- 2.5. Band Edge ..... 32**
- 2.6. Radiated Spurious Emissions ..... 35**
- Annex A Test Uncertainty ..... 44**
- Annex B Testing Laboratory Information ..... 45**

| Change History |            |                   |
|----------------|------------|-------------------|
| Version        | Date       | Reason for change |
| 1.0            | 2022-01-27 | First edition     |
|                |            |                   |



# 1. Technical Information

Note: Provide by applicant.

## 1.1. Applicant and Manufacturer Information

|                              |  |
|------------------------------|--|
| <b>Applicant:</b>            | Realme Chongqing Mobile Telecommunications Corp., Ltd.             |
| <b>Applicant Address:</b>    | No.178 Yulong Avenue, Yufengshan, Yubei District, Chongqing, China |
| <b>Manufacturer:</b>         | Realme Chongqing Mobile Telecommunications Corp., Ltd.             |
| <b>Manufacturer Address:</b> | No.178 Yulong Avenue, Yufengshan, Yubei District, Chongqing, China |

## 1.2. Equipment Under Test (EUT) Description

|                               |                    |                                  |
|-------------------------------|--------------------|----------------------------------|
| <b>Product Name:</b>          | Mobile Phone       |                                  |
| <b>Serial No.:</b>            | 4#                 |                                  |
| <b>Hardware Version:</b>      | 11                 |                                  |
| <b>Software Version:</b>      | Android 11         |                                  |
| <b>Modulation Type:</b>       | QPSK, 16QAM, 64QAM |                                  |
| <b>Operation Band:</b>        | Band 26            |                                  |
| <b>Frequency Range:</b>       | LTE Band 26        | Tx: 814MHz–824MHz                |
|                               |                    | Rx: 859MHz–869MHz                |
| <b>Channel Bandwidth</b>      | LTE Band 26        | 1.4MHz, 3MHz, 5MHz, 10MHz        |
| <b>Antenna Type:</b>          | PIFA Antenna       |                                  |
| <b>Antenna Gain:</b>          | Top Antenna        |                                  |
|                               | LTE Band 26        | 0.5dBi                           |
|                               | Bottom Antenna     |                                  |
|                               | LTE Band 26        | 0.5dBi                           |
| <b>Accessory Information:</b> | Battery 1          |                                  |
|                               | Brand Name:        | realme                           |
|                               | Model No.:         | BLP877                           |
|                               | Serial No.:        | N/A                              |
|                               | Capacity:          | Typical: 5000mAh, Rated: 4890mAh |
|                               | Rated Voltage:     | 3.87V                            |
|                               | Charge Limit:      | 4.45V                            |
|                               | Manufacturer:      | Huizhou Desay Battery Co., Ltd   |



|                               |   |  |
|-------------------------------|---|--|
| <b>Accessory Information:</b> | Battery 2                                     |  |
|                               | Brand Name:                                   | realme                                   |
|                               | Model No.:                                    | BLP877                                   |
|                               | Serial No.:                                   | N/A                                      |
|                               | Capacity:                                     | Typical: 5000mAh, Rated: 4890mAh         |
|                               | Rated Voltage:                                | 3.87V                                    |
|                               | Charge Limit:                                 | 4.45V                                    |
|                               | Manufacturer:                                 | Dongguan NVT Technology Co., Ltd.        |
|                               | Battery 3                                     |  |
|                               | Brand Name:                                   | realme                                   |
|                               | Model No.:                                    | BLP877                                   |
|                               | Serial No.:                                   | N/A                                      |
|                               | Capacity:                                     | Typical: 5000mAh, Rated: 4890mAh         |
|                               | Rated Voltage:                                | 3.87V                                    |
|                               | Charge Limit:                                 | 4.45V                                    |
|                               | Manufacturer:                                 | TWS Technology (Guangzhou) Limited       |
|                               | AC Adapter 1                                  |  |
|                               | Brand Name:                                   | realme                                   |
|                               | Model No.:                                    | OP92JAUH                                 |
|                               | Serial No.:                                   | N/A                                      |
|                               | Rated Output:                                 | 5V $\Rightarrow$ 2A; 9V $\Rightarrow$ 2A |
|                               | Rated Input:                                  | 100-240V $\sim$ 50/60Hz, 0.5A            |
|                               | Manufacturer:                                 | Huizhou Golden Lake Industrial Co., Ltd. |
|                               | AC Adapter 2                                  |  |
|                               | Brand Name:                                   | realme                                   |
|                               | Model No.:                                    | OP92CAUH                                 |
|                               | Serial No.:                                   | N/A                                      |
| Rated Output:                 | 5V $\Rightarrow$ 2A; 9V $\Rightarrow$ 2A      |  |
| Rated Input:                  | 100-240V $\sim$ 50/60Hz, 0.5A                 |  |
| Manufacturer:                 | Dongguan YOHO Electronic Technology Co., Ltd. |  |



|                               |               |  |
|-------------------------------|---------------|--|
| <b>Accessory Information:</b> | AC Adapter 3  |  |
|                               | Brand Name:   | realme                                   |
|                               | Model No.:    | OP92YAUH                                 |
|                               | Serial No.:   | N/A                                      |
|                               | Rated Output: | 5V $\Rightarrow$ 2A; 9V $\Rightarrow$ 2A |
|                               | Rated Input:  | 100-240V $\sim$ 50/60Hz, 0.5A            |
|                               | Manufacturer: | Jiangsu Chenyang Electron Co., Ltd.      |
|                               | USB Cable     |  |
|                               | Model No.:    | DL143                                    |
|                               | Earphone      |  |
|                               | Model No.:    | MH156                                    |
|                               | Length:       | 1.2m                                     |

**Note 1:** SIM 1 and SIM 2 is a chipset unit and tested as a single chipset. The SIM 1 is chosen for test.

**Note 2:** For a more detailed description, please refer to Specification or User’s Manual supplied by the applicant and/or manufacturer.

### 1.3. Maximum E.R.P./E.I.R.P. and Emission Designator

| LTE Band 26 | Maximum E.R.P./E.I.R.P. (W) |       |       | Emission Designator (99%OBW) |         |         |
|-------------|-----------------------------|-------|-------|------------------------------|---------|---------|
|             | BW(MHz)                     | QPSK  | 16QAM | 64QAM                        | QPSK    | 16QAM   |
| 10          | 0.151                       | 0.134 | 0.110 | 8M99G7D                      | 9M01W7D | 9M01W7D |
| 5           | 0.150                       | 0.133 | 0.108 | 4M50G7D                      | 4M50W7D | 4M51W7D |
| 3           | 0.151                       | 0.132 | 0.107 | 2M72G7D                      | 2M72W7D | 2M72W7D |
| 1.4         | 0.151                       | 0.138 | 0.109 | 1M10G7D                      | 1M10W7D | 1M10W7D |



## 1.4. Test Standards and Results

The objective of the report is to perform testing according to Part 2 and Part 90 for the EUT FCC ID Certification:

| No | Identity       | Document Title  |
|----|----------------|---|
| 1  | 47 CFR Part 2  | Frequency Allocations and Radio Treaty Matters; General Rules and Regulations |
| 2  | 47 CFR Part 90 | Miscellaneous Wireless Communications Services                                |

Test detailed items/section required by FCC rules and results are as below:

| Section           | Description                                     | Test Date                    | Test Engineer          | Result | Method Determination /Remark |
|-------------------|---|------------------------------|------------------------|--------|------------------------------|
| 2.1046, 90.635(b) | Transmitter Conducted Output Power and ERP/EIRP | Dec 19, 2021<br>Jan 07, 2022 | Li Huaijie<br>Chen Hao | PASS   | No deviation                 |
| 90.209            | Occupied Bandwidth                              | Dec 10, 2021                 | Li Huaijie             | PASS   | No deviation                 |
| 2.1055, 90.213    | Frequency Stability                             | Dec 13, 2021                 | Li Huaijie             | PASS   | No deviation                 |
| 2.1051, 90.691    | Conducted Spurious Emissions                    | Dec 09, 2021                 | Li Huaijie             | PASS   | No deviation                 |
| 2.1051, 90.691    | Band Edge                                       | Dec 08, 2021                 | Li Huaijie             | PASS   | No deviation                 |
| 2.1051, 90.691    | Radiated Spurious Emissions                     | Dec 18&19&27, 2021           | Gao Jianrou            | PASS   | No deviation                 |

**Note 1:** The tests were performed according to the method of measurements prescribed in KDB971168 D01 v03 and ANSI/TIA-603-E-2016.

**Note 2:** The path loss during the RF test is calibrated to correct the results by the offset setting in the test equipments. The ref offset 24.5dB contains two parts that cable loss 14.5dB and Attenuator 10dB.

**Note 3:** Additions to, deviation, or exclusions from the method shall be judged in the "method determination" column of add, deviate or exclude from the specific method shall be explained in the "Remark" of the above table.

**Note 4:** When the test result is a critical value, we will use the measurement uncertainty give the judgment result based on the 95% confidence intervals.



## 1.5. Environmental Conditions

During the measurement, the environmental conditions were within the listed ranges:

|                             |        |
|-----------------------------|--------|
| Temperature (°C):           | 15-35  |
| Relative Humidity (%):      | 30-60  |
| Atmospheric Pressure (kPa): | 86-106 |

## 2.47 CFR Part 2, Part 90S Requirements

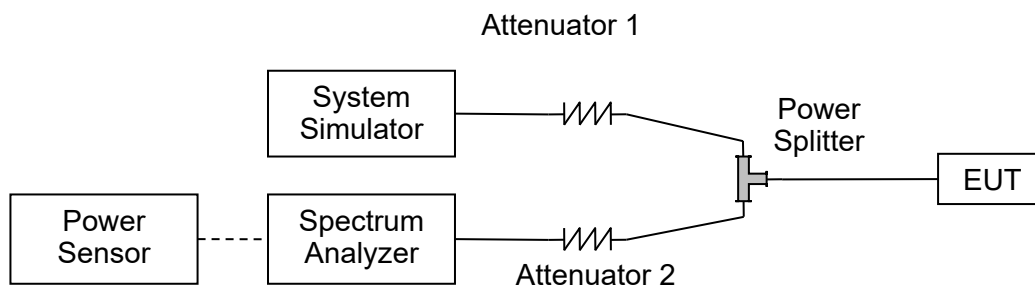
### 2.1. Transmitter Conducted Output Power and E.R.P./E.I.R.P.

#### 2.1.1. Requirement

According to FCC section 2.1046(a), for transmitters other than single sideband, independent sideband and controlled carrier radiotelephone, power output shall be measured at the RF output terminals when the transmitter is adjusted in accordance with the tune-up procedure to give the values of current and voltage on the circuit elements specified in FCC section 2.1033(c)(8).

According to FCC section 90.635(b) for LTE Band 26, the maximum output power of the transmitter for mobile stations is 100 watts.

#### 2.1.2. Test Description



The EUT is coupled to the Spectrum Analyzer (SA) and the System Simulator (SS) with Attenuators through the Power Splitter; the RF load attached to the EUT antenna terminal is 50 Ohm; the path loss as the factor is calibrated to correct the reading. The EUT is commanded by the SS to operate at the maximum output power. A call is established between the EUT and the SS.

#### 2.1.3. Test procedure

KDB 971168 D01v03 Section 5.2 and ANSI/TIA-603-E-2016.

$EIRP \text{ (dBm)} = \text{Conducted Output Power (dBm)} + \text{Antenna Gain (dBi)}$

$ERP \text{ (dBm)} = EIRP \text{ (dBm)} - 2.15$



**2.1.4. Result****Conducted Output Power**

| LTE Band 26     |            |         |           |                               |                                  |                                |
|-----------------|------------|---------|-----------|-------------------------------|----------------------------------|--------------------------------|
| BW [MHz]        | Modulation | RB Size | RB Offset | Average Power Low Ch. / Freq. | Average Power Middle Ch. / Freq. | Average Power High Ch. / Freq. |
| Channel         |            |         |           | /                             | 26740                            | /                              |
| Frequency (MHz) |            |         |           | /                             | 819.0                            | /                              |
| 10              | QPSK       | 1       | 0         | /                             | 23.42                            | /                              |
| 10              | QPSK       | 1       | 25        | /                             | 23.45                            | /                              |
| 10              | QPSK       | 1       | 49        | /                             | 23.31                            | /                              |
| 10              | QPSK       | 25      | 0         | /                             | 22.84                            | /                              |
| 10              | QPSK       | 25      | 12        | /                             | 22.80                            | /                              |
| 10              | QPSK       | 25      | 25        | /                             | 22.79                            | /                              |
| 10              | QPSK       | 50      | 0         | /                             | 22.80                            | /                              |
| 10              | 16QAM      | 1       | 0         | /                             | 22.52                            | /                              |
| 10              | 16QAM      | 1       | 25        | /                             | 22.61                            | /                              |
| 10              | 16QAM      | 1       | 49        | /                             | 22.55                            | /                              |
| 10              | 16QAM      | 25      | 0         | /                             | 22.56                            | /                              |
| 10              | 16QAM      | 25      | 12        | /                             | 22.57                            | /                              |
| 10              | 16QAM      | 25      | 25        | /                             | 22.74                            | /                              |
| 10              | 16QAM      | 50      | 0         | /                             | 22.91                            | /                              |
| 10              | 64QAM      | 1       | 0         | /                             | 21.89                            | /                              |
| 10              | 64QAM      | 1       | 25        | /                             | 21.99                            | /                              |
| 10              | 64QAM      | 1       | 49        | /                             | 21.71                            | /                              |
| 10              | 64QAM      | 25      | 0         | /                             | 22.06                            | /                              |
| 10              | 64QAM      | 25      | 12        | /                             | 21.82                            | /                              |
| 10              | 64QAM      | 25      | 25        | /                             | 21.72                            | /                              |
| 10              | 64QAM      | 50      | 0         | /                             | 22.02                            | /                              |



| LTE Band 26     |            |         |           |                               |                                  |                                |
|-----------------|------------|---------|-----------|-------------------------------|----------------------------------|--------------------------------|
| BW [MHz]        | Modulation | RB Size | RB Offset | Average Power Low Ch. / Freq. | Average Power Middle Ch. / Freq. | Average Power High Ch. / Freq. |
| Channel         |            |         |           | 26715                         | 26740                            | 26765                          |
| Frequency (MHz) |            |         |           | 816.5                         | 819.0                            | 821.5                          |
| 5               | QPSK       | 1       | 0         | 23.41                         | 23.29                            | 23.32                          |
| 5               | QPSK       | 1       | 12        | 23.36                         | 23.27                            | 23.26                          |
| 5               | QPSK       | 1       | 24        | 23.32                         | 23.27                            | 23.27                          |
| 5               | QPSK       | 12      | 0         | 22.78                         | 22.69                            | 22.72                          |
| 5               | QPSK       | 12      | 7         | 22.88                         | 22.76                            | 22.78                          |
| 5               | QPSK       | 12      | 13        | 22.77                         | 22.75                            | 22.72                          |
| 5               | QPSK       | 25      | 0         | 22.81                         | 22.74                            | 22.76                          |
| 5               | 16QAM      | 1       | 0         | 22.52                         | 22.42                            | 22.45                          |
| 5               | 16QAM      | 1       | 12        | 22.56                         | 22.46                            | 22.46                          |
| 5               | 16QAM      | 1       | 24        | 22.61                         | 22.59                            | 22.60                          |
| 5               | 16QAM      | 12      | 0         | 22.89                         | 22.78                            | 22.86                          |
| 5               | 16QAM      | 12      | 7         | 22.74                         | 22.66                            | 22.64                          |
| 5               | 16QAM      | 12      | 13        | 22.86                         | 22.84                            | 22.74                          |
| 5               | 16QAM      | 25      | 0         | 22.41                         | 22.32                            | 22.31                          |
| 5               | 64QAM      | 1       | 0         | 21.90                         | 21.84                            | 21.85                          |
| 5               | 64QAM      | 1       | 12        | 21.79                         | 21.76                            | 21.70                          |
| 5               | 64QAM      | 1       | 24        | 21.73                         | 21.66                            | 21.70                          |
| 5               | 64QAM      | 12      | 0         | 22.00                         | 21.93                            | 21.88                          |
| 5               | 64QAM      | 12      | 7         | 21.59                         | 21.47                            | 21.57                          |
| 5               | 64QAM      | 12      | 13        | 21.99                         | 21.96                            | 21.96                          |
| 5               | 64QAM      | 25      | 0         | 21.99                         | 21.87                            | 21.97                          |



| LTE Band 26     |            |         |           |                               |                                  |                                |
|-----------------|------------|---------|-----------|-------------------------------|----------------------------------|--------------------------------|
| BW [MHz]        | Modulation | RB Size | RB Offset | Average Power Low Ch. / Freq. | Average Power Middle Ch. / Freq. | Average Power High Ch. / Freq. |
| Channel         |            |         |           | 26705                         | 26740                            | 26775                          |
| Frequency (MHz) |            |         |           | 815.5                         | 819.0                            | 822.5                          |
| 3               | QPSK       | 1       | 0         | 23.45                         | 23.39                            | 23.34                          |
| 3               | QPSK       | 1       | 8         | 23.36                         | 23.24                            | 23.28                          |
| 3               | QPSK       | 1       | 14        | 23.41                         | 23.31                            | 23.38                          |
| 3               | QPSK       | 8       | 0         | 22.68                         | 22.61                            | 22.65                          |
| 3               | QPSK       | 8       | 4         | 22.85                         | 22.76                            | 22.79                          |
| 3               | QPSK       | 8       | 7         | 22.85                         | 22.76                            | 22.77                          |
| 3               | QPSK       | 15      | 0         | 22.70                         | 22.60                            | 22.58                          |
| 3               | 16QAM      | 1       | 0         | 22.81                         | 22.77                            | 22.74                          |
| 3               | 16QAM      | 1       | 8         | 22.80                         | 22.76                            | 22.79                          |
| 3               | 16QAM      | 1       | 14        | 22.78                         | 22.75                            | 22.76                          |
| 3               | 16QAM      | 8       | 0         | 22.87                         | 22.76                            | 22.81                          |
| 3               | 16QAM      | 8       | 4         | 22.81                         | 22.73                            | 22.80                          |
| 3               | 16QAM      | 8       | 7         | 22.57                         | 22.55                            | 22.45                          |
| 3               | 16QAM      | 15      | 0         | 22.64                         | 22.57                            | 22.58                          |
| 3               | 64QAM      | 1       | 0         | 21.59                         | 21.58                            | 21.50                          |
| 3               | 64QAM      | 1       | 8         | 21.89                         | 21.82                            | 21.80                          |
| 3               | 64QAM      | 1       | 14        | 21.83                         | 21.75                            | 21.74                          |
| 3               | 64QAM      | 8       | 0         | 21.72                         | 21.65                            | 21.67                          |
| 3               | 64QAM      | 8       | 4         | 21.72                         | 21.60                            | 21.60                          |
| 3               | 64QAM      | 8       | 7         | 21.99                         | 21.93                            | 21.91                          |
| 3               | 64QAM      | 15      | 0         | 21.99                         | 21.91                            | 21.91                          |



| LTE Band 26     |            |         |           |                               |                                  |                                |
|-----------------|------------|---------|-----------|-------------------------------|----------------------------------|--------------------------------|
| BW [MHz]        | Modulation | RB Size | RB Offset | Average Power Low Ch. / Freq. | Average Power Middle Ch. / Freq. | Average Power High Ch. / Freq. |
| Channel         |            |         |           | 26697                         | 26740                            | 26783                          |
| Frequency (MHz) |            |         |           | 814.7                         | 819.0                            | 823.3                          |
| 1.4             | QPSK       | 1       | 0         | 23.32                         | 23.26                            | 23.30                          |
| 1.4             | QPSK       | 1       | 3         | 23.31                         | 23.21                            | 23.20                          |
| 1.4             | QPSK       | 1       | 5         | 23.31                         | 23.23                            | 23.28                          |
| 1.4             | QPSK       | 3       | 0         | 23.45                         | 23.37                            | 23.38                          |
| 1.4             | QPSK       | 3       | 1         | 23.36                         | 23.30                            | 23.29                          |
| 1.4             | QPSK       | 3       | 3         | 23.36                         | 23.28                            | 23.30                          |
| 1.4             | QPSK       | 6       | 0         | 22.46                         | 22.37                            | 22.38                          |
| 1.4             | 16QAM      | 1       | 0         | 22.51                         | 22.40                            | 22.41                          |
| 1.4             | 16QAM      | 1       | 3         | 22.58                         | 22.47                            | 22.57                          |
| 1.4             | 16QAM      | 1       | 5         | 22.67                         | 22.57                            | 22.62                          |
| 1.4             | 16QAM      | 3       | 0         | 22.68                         | 22.62                            | 22.58                          |
| 1.4             | 16QAM      | 3       | 1         | 22.68                         | 22.63                            | 22.65                          |
| 1.4             | 16QAM      | 3       | 3         | 22.68                         | 22.63                            | 22.64                          |
| 1.4             | 16QAM      | 6       | 0         | 23.04                         | 23.00                            | 22.98                          |
| 1.4             | 64QAM      | 1       | 0         | 21.93                         | 21.90                            | 21.92                          |
| 1.4             | 64QAM      | 1       | 3         | 21.99                         | 21.92                            | 21.90                          |
| 1.4             | 64QAM      | 1       | 5         | 21.89                         | 21.78                            | 21.81                          |
| 1.4             | 64QAM      | 3       | 0         | 21.98                         | 21.94                            | 21.93                          |
| 1.4             | 64QAM      | 3       | 1         | 22.03                         | 21.99                            | 21.97                          |
| 1.4             | 64QAM      | 3       | 3         | 21.95                         | 21.83                            | 21.91                          |
| 1.4             | 64QAM      | 6       | 0         | 22.02                         | 21.98                            | 21.90                          |



**Effective Radiated Power and Effective Isotropic Radiated Power**

| LTE Band 26     |            |         |           | Measured E.R.P. |                    |                  |   |
|-----------------|------------|---------|-----------|-----------------|--------------------|------------------|---|
| BW [MHz]        | Modulation | RB Size | RB Offset | Low Ch. / Freq. | Middle Ch. / Freq. | High Ch. / Freq. |   |
| Channel         |            |         |           | /               | 26740              | /                |   |
| Frequency (MHz) |            |         |           | /               | 819                | /                |   |
|                 |            |         |           | /               | dBm                | W                | / |
| 10              | QPSK       | 1       | 0         | /               | 21.77              | 0.150            | / |
| 10              | QPSK       | 1       | 25        | /               | 21.80              | 0.151            | / |
| 10              | QPSK       | 1       | 49        | /               | 21.66              | 0.147            | / |
| 10              | QPSK       | 25      | 0         | /               | 21.19              | 0.132            | / |
| 10              | QPSK       | 25      | 12        | /               | 21.15              | 0.130            | / |
| 10              | QPSK       | 25      | 25        | /               | 21.14              | 0.130            | / |
| 10              | QPSK       | 50      | 0         | /               | 21.15              | 0.130            | / |
| 10              | 16QAM      | 1       | 0         | /               | 20.87              | 0.122            | / |
| 10              | 16QAM      | 1       | 25        | /               | 20.96              | 0.125            | / |
| 10              | 16QAM      | 1       | 49        | /               | 20.90              | 0.123            | / |
| 10              | 16QAM      | 25      | 0         | /               | 20.91              | 0.123            | / |
| 10              | 16QAM      | 25      | 12        | /               | 20.92              | 0.124            | / |
| 10              | 16QAM      | 25      | 25        | /               | 21.09              | 0.129            | / |
| 10              | 16QAM      | 50      | 0         | /               | 21.26              | 0.134            | / |
| 10              | 64QAM      | 1       | 0         | /               | 20.24              | 0.106            | / |
| 10              | 64QAM      | 1       | 25        | /               | 20.34              | 0.108            | / |
| 10              | 64QAM      | 1       | 49        | /               | 20.06              | 0.101            | / |
| 10              | 64QAM      | 25      | 0         | /               | 20.41              | 0.110            | / |
| 10              | 64QAM      | 25      | 12        | /               | 20.17              | 0.104            | / |
| 10              | 64QAM      | 25      | 25        | /               | 20.07              | 0.102            | / |
| 10              | 64QAM      | 50      | 0         | /               | 20.37              | 0.109            | / |



| LTE Band 26     |            |         |           | Measured E.R.P. |       |                    |       |                  |       |
|-----------------|------------|---------|-----------|-----------------|-------|--------------------|-------|------------------|-------|
| BW [MHz]        | Modulation | RB Size | RB Offset | Low Ch. / Freq. |       | Middle Ch. / Freq. |       | High Ch. / Freq. |       |
| Channel         |            |         |           | 26715           |       | 26740              |       | 26765            |       |
| Frequency (MHz) |            |         |           | 816.5           |       | 819.0              |       | 821.5            |       |
|                 |            |         |           | dBm             | W     | dBm                | W     | dBm              | W     |
| 5               | QPSK       | 1       | 0         | 21.76           | 0.150 | 21.64              | 0.146 | 21.67            | 0.147 |
| 5               | QPSK       | 1       | 12        | 21.71           | 0.148 | 21.62              | 0.145 | 21.61            | 0.145 |
| 5               | QPSK       | 1       | 24        | 21.67           | 0.147 | 21.62              | 0.145 | 21.62            | 0.145 |
| 5               | QPSK       | 12      | 0         | 21.13           | 0.130 | 21.04              | 0.127 | 21.07            | 0.128 |
| 5               | QPSK       | 12      | 7         | 21.23           | 0.133 | 21.11              | 0.129 | 21.13            | 0.130 |
| 5               | QPSK       | 12      | 13        | 21.12           | 0.129 | 21.10              | 0.129 | 21.07            | 0.128 |
| 5               | QPSK       | 25      | 0         | 21.16           | 0.131 | 21.09              | 0.129 | 21.11            | 0.129 |
| 5               | 16QAM      | 1       | 0         | 20.87           | 0.122 | 20.77              | 0.119 | 20.80            | 0.120 |
| 5               | 16QAM      | 1       | 12        | 20.91           | 0.123 | 20.81              | 0.121 | 20.81            | 0.121 |
| 5               | 16QAM      | 1       | 24        | 20.96           | 0.125 | 20.94              | 0.124 | 20.95            | 0.124 |
| 5               | 16QAM      | 12      | 0         | 21.24           | 0.133 | 21.13              | 0.130 | 21.21            | 0.132 |
| 5               | 16QAM      | 12      | 7         | 21.09           | 0.129 | 21.01              | 0.126 | 20.99            | 0.126 |
| 5               | 16QAM      | 12      | 13        | 21.21           | 0.132 | 21.19              | 0.132 | 21.09            | 0.129 |
| 5               | 16QAM      | 25      | 0         | 20.76           | 0.119 | 20.67              | 0.117 | 20.66            | 0.116 |
| 5               | 64QAM      | 1       | 0         | 20.25           | 0.106 | 20.19              | 0.104 | 20.20            | 0.105 |
| 5               | 64QAM      | 1       | 12        | 20.14           | 0.103 | 20.11              | 0.103 | 20.05            | 0.101 |
| 5               | 64QAM      | 1       | 24        | 20.08           | 0.102 | 20.01              | 0.100 | 20.05            | 0.101 |
| 5               | 64QAM      | 12      | 0         | 20.35           | 0.108 | 20.28              | 0.107 | 20.23            | 0.105 |
| 5               | 64QAM      | 12      | 7         | 19.94           | 0.099 | 19.82              | 0.096 | 19.92            | 0.098 |
| 5               | 64QAM      | 12      | 13        | 20.34           | 0.108 | 20.31              | 0.107 | 20.31            | 0.107 |
| 5               | 64QAM      | 25      | 0         | 20.34           | 0.108 | 20.22              | 0.105 | 20.32            | 0.108 |



| LTE Band 26     |            |         |           | Measured E.R.P. |       |                    |       |                  |       |
|-----------------|------------|---------|-----------|-----------------|-------|--------------------|-------|------------------|-------|
| BW [MHz]        | Modulation | RB Size | RB Offset | Low Ch. / Freq. |       | Middle Ch. / Freq. |       | High Ch. / Freq. |       |
| Channel         |            |         |           | 26705           |       | 26740              |       | 26775            |       |
| Frequency (MHz) |            |         |           | 815.5           |       | 819.0              |       | 822.5            |       |
|                 |            |         |           | dBm             | W     | dBm                | W     | dBm              | W     |
| 3               | QPSK       | 1       | 0         | 21.80           | 0.151 | 21.74              | 0.149 | 21.69            | 0.148 |
| 3               | QPSK       | 1       | 8         | 21.71           | 0.148 | 21.59              | 0.144 | 21.63            | 0.146 |
| 3               | QPSK       | 1       | 14        | 21.76           | 0.150 | 21.66              | 0.147 | 21.73            | 0.149 |
| 3               | QPSK       | 8       | 0         | 21.03           | 0.127 | 20.96              | 0.125 | 21.00            | 0.126 |
| 3               | QPSK       | 8       | 4         | 21.20           | 0.132 | 21.11              | 0.129 | 21.14            | 0.130 |
| 3               | QPSK       | 8       | 7         | 21.20           | 0.132 | 21.11              | 0.129 | 21.12            | 0.129 |
| 3               | QPSK       | 15      | 0         | 21.05           | 0.127 | 20.95              | 0.124 | 20.93            | 0.124 |
| 3               | 16QAM      | 1       | 0         | 21.16           | 0.131 | 21.12              | 0.129 | 21.09            | 0.129 |
| 3               | 16QAM      | 1       | 8         | 21.15           | 0.130 | 21.11              | 0.129 | 21.14            | 0.130 |
| 3               | 16QAM      | 1       | 14        | 21.13           | 0.130 | 21.10              | 0.129 | 21.11            | 0.129 |
| 3               | 16QAM      | 8       | 0         | 21.22           | 0.132 | 21.11              | 0.129 | 21.16            | 0.131 |
| 3               | 16QAM      | 8       | 4         | 21.16           | 0.131 | 21.08              | 0.128 | 21.15            | 0.130 |
| 3               | 16QAM      | 8       | 7         | 20.92           | 0.124 | 20.90              | 0.123 | 20.80            | 0.120 |
| 3               | 16QAM      | 15      | 0         | 20.99           | 0.126 | 20.92              | 0.124 | 20.93            | 0.124 |
| 3               | 64QAM      | 1       | 0         | 19.94           | 0.099 | 19.93              | 0.098 | 19.85            | 0.097 |
| 3               | 64QAM      | 1       | 8         | 20.24           | 0.106 | 20.17              | 0.104 | 20.15            | 0.104 |
| 3               | 64QAM      | 1       | 14        | 20.18           | 0.104 | 20.10              | 0.102 | 20.09            | 0.102 |
| 3               | 64QAM      | 8       | 0         | 20.07           | 0.102 | 20.00              | 0.100 | 20.02            | 0.100 |
| 3               | 64QAM      | 8       | 4         | 20.07           | 0.102 | 19.95              | 0.099 | 19.95            | 0.099 |
| 3               | 64QAM      | 8       | 7         | 20.34           | 0.108 | 20.28              | 0.107 | 20.26            | 0.106 |
| 3               | 64QAM      | 15      | 0         | 20.34           | 0.108 | 20.26              | 0.106 | 20.26            | 0.106 |



| LTE Band 26     |            |         |           | Measured E.R.P. |       |                    |       |                  |       |
|-----------------|------------|---------|-----------|-----------------|-------|--------------------|-------|------------------|-------|
| BW [MHz]        | Modulation | RB Size | RB Offset | Low Ch. / Freq. |       | Middle Ch. / Freq. |       | High Ch. / Freq. |       |
| Channel         |            |         |           | 26697           |       | 26740              |       | 26783            |       |
| Frequency (MHz) |            |         |           | 814.7           |       | 819.0              |       | 823.3            |       |
|                 |            |         |           | dBm             | W     | dBm                | W     | dBm              | W     |
| 1.4             | QPSK       | 1       | 0         | 21.67           | 0.147 | 21.61              | 0.145 | 21.65            | 0.146 |
| 1.4             | QPSK       | 1       | 3         | 21.66           | 0.147 | 21.56              | 0.143 | 21.55            | 0.143 |
| 1.4             | QPSK       | 1       | 5         | 21.66           | 0.147 | 21.58              | 0.144 | 21.63            | 0.146 |
| 1.4             | QPSK       | 3       | 0         | 21.80           | 0.151 | 21.72              | 0.149 | 21.73            | 0.149 |
| 1.4             | QPSK       | 3       | 1         | 21.71           | 0.148 | 21.65              | 0.146 | 21.64            | 0.146 |
| 1.4             | QPSK       | 3       | 3         | 21.71           | 0.148 | 21.63              | 0.146 | 21.65            | 0.146 |
| 1.4             | QPSK       | 6       | 0         | 20.81           | 0.121 | 20.72              | 0.118 | 20.73            | 0.118 |
| 1.4             | 16QAM      | 1       | 0         | 20.86           | 0.122 | 20.75              | 0.119 | 20.76            | 0.119 |
| 1.4             | 16QAM      | 1       | 3         | 20.93           | 0.124 | 20.82              | 0.121 | 20.92            | 0.124 |
| 1.4             | 16QAM      | 1       | 5         | 21.02           | 0.126 | 20.92              | 0.124 | 20.97            | 0.125 |
| 1.4             | 16QAM      | 3       | 0         | 21.03           | 0.127 | 20.97              | 0.125 | 20.93            | 0.124 |
| 1.4             | 16QAM      | 3       | 1         | 21.03           | 0.127 | 20.98              | 0.125 | 21.00            | 0.126 |
| 1.4             | 16QAM      | 3       | 3         | 21.03           | 0.127 | 20.98              | 0.125 | 20.99            | 0.126 |
| 1.4             | 16QAM      | 6       | 0         | 21.39           | 0.138 | 21.35              | 0.136 | 21.33            | 0.136 |
| 1.4             | 64QAM      | 1       | 0         | 20.28           | 0.107 | 20.25              | 0.106 | 20.27            | 0.106 |
| 1.4             | 64QAM      | 1       | 3         | 20.34           | 0.108 | 20.27              | 0.106 | 20.25            | 0.106 |
| 1.4             | 64QAM      | 1       | 5         | 20.24           | 0.106 | 20.13              | 0.103 | 20.16            | 0.104 |
| 1.4             | 64QAM      | 3       | 0         | 20.33           | 0.108 | 20.29              | 0.107 | 20.28            | 0.107 |
| 1.4             | 64QAM      | 3       | 1         | 20.38           | 0.109 | 20.34              | 0.108 | 20.32            | 0.108 |
| 1.4             | 64QAM      | 3       | 3         | 20.30           | 0.107 | 20.18              | 0.104 | 20.26            | 0.106 |
| 1.4             | 64QAM      | 6       | 0         | 20.37           | 0.109 | 20.33              | 0.108 | 20.25            | 0.106 |

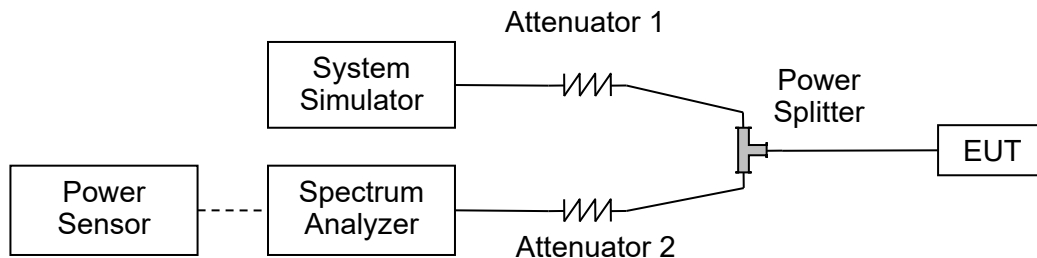


## 2.2. Occupied Bandwidth

### 2.2.1. Requirement

According to FCC section 2.1049, the occupied bandwidth is the frequency bandwidth such that, below its lower and above its upper frequency limits, the mean powers radiated are each equal to 0.5 percent of the total mean power radiated by a given emission. Occupied bandwidth is also known as the 99% emission bandwidth.

### 2.2.2. Test Description



The EUT is coupled to the Spectrum Analyzer (SA) and the System Simulator (SS) with Attenuators through the Power Splitter; the RF load attached to the EUT antenna terminal is 50 Ohm; the path loss as the factor is calibrated to correct the reading. The EUT is commanded by the SS to operate at the maximum output power. A call is established between the EUT and the SS.

### 2.2.3. Test procedure

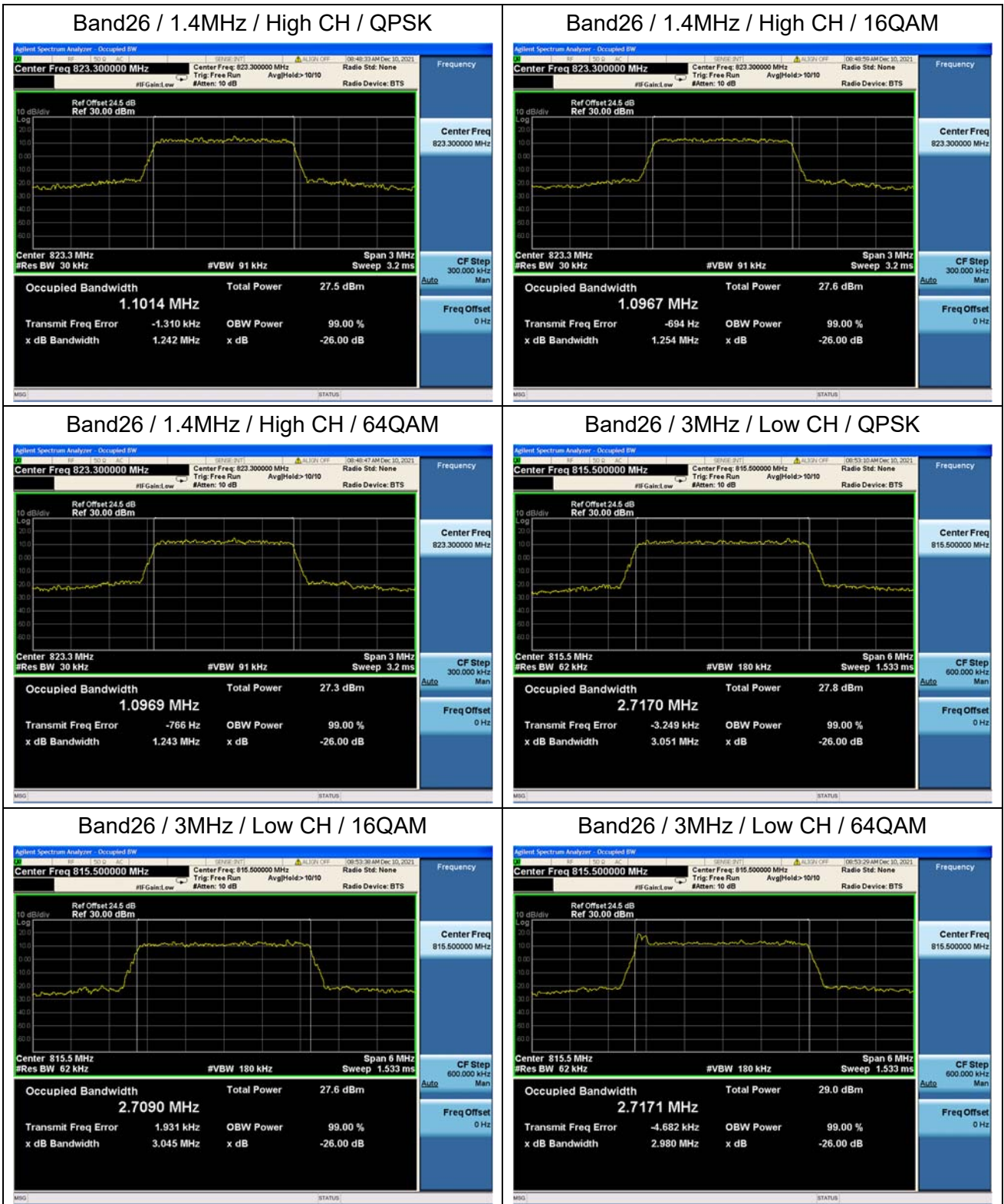
KDB 971168 D01v03 Section 4.1 and ANSI/TIA-603-E-2016.

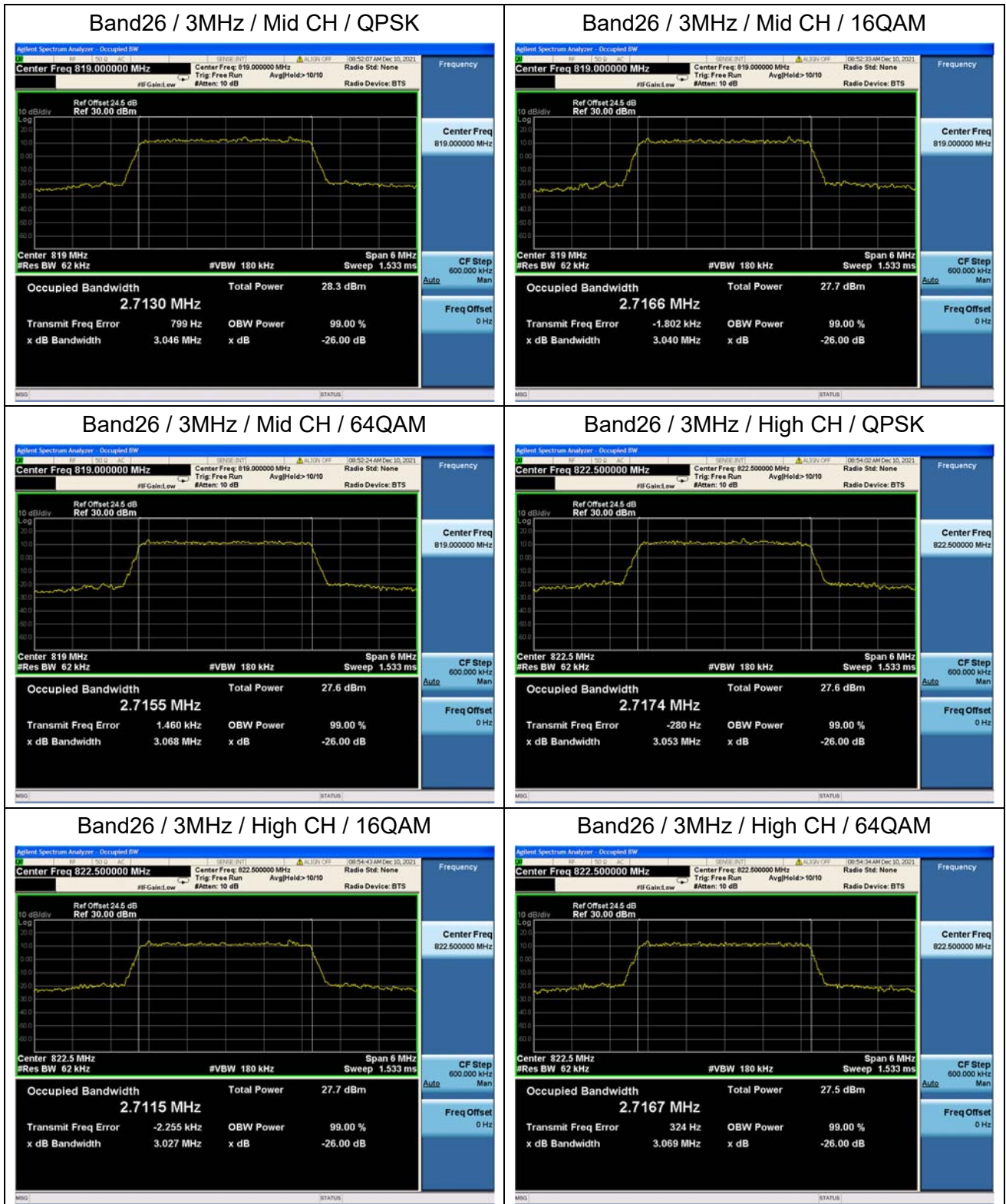
### 2.2.4. Test Result



| LTE Band 26 |               |            |             |              |
|-------------|---------------|------------|-------------|--------------|
| BW(MHz)     | Channel Level | Modulation | 99% BW(MHz) | 26dB BW(MHz) |
| 1.4         | Low           | QPSK       | 1.10        | 1.25         |
|             | Low           | 16QAM      | 1.10        | 1.23         |
|             | Low           | 64QAM      | 1.09        | 1.25         |
|             | Mid           | QPSK       | 1.10        | 1.25         |
|             | Mid           | 16QAM      | 1.09        | 1.25         |
|             | Mid           | 64QAM      | 1.10        | 1.24         |
|             | High          | QPSK       | 1.10        | 1.24         |
|             | High          | 16QAM      | 1.10        | 1.25         |
|             | High          | 64QAM      | 1.10        | 1.24         |
| 3           | Low           | QPSK       | 2.72        | 3.05         |
|             | Low           | 16QAM      | 2.70        | 3.05         |
|             | Low           | 64QAM      | 2.72        | 2.98         |
|             | Mid           | QPSK       | 2.71        | 3.05         |
|             | Mid           | 16QAM      | 2.72        | 3.04         |
|             | Mid           | 64QAM      | 2.72        | 3.07         |
|             | High          | QPSK       | 2.72        | 3.05         |
|             | High          | 16QAM      | 2.71        | 3.03         |
|             | High          | 64QAM      | 2.72        | 3.07         |
| 5           | Low           | QPSK       | 4.50        | 4.96         |
|             | Low           | 16QAM      | 4.50        | 4.98         |
|             | Low           | 64QAM      | 4.50        | 4.97         |
|             | Mid           | QPSK       | 4.50        | 4.96         |
|             | Mid           | 16QAM      | 4.50        | 4.98         |
|             | Mid           | 64QAM      | 4.50        | 4.99         |
|             | High          | QPSK       | 4.50        | 4.97         |
|             | High          | 16QAM      | 4.49        | 4.99         |
|             | High          | 64QAM      | 4.51        | 4.96         |
| 9.10        | Mid           | QPSK       | 8.99        | 9.83         |
|             | Mid           | 16QAM      | 9.01        | 9.87         |
|             | Mid           | 64QAM      | 9.01        | 9.94         |











## 2.3. Frequency Stability

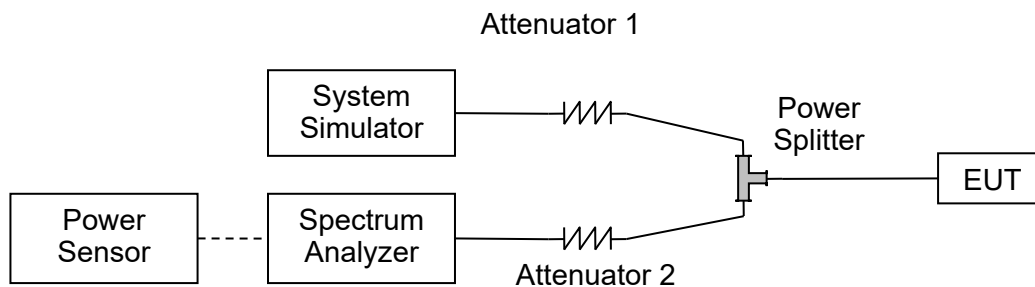
### 2.3.1. Requirement

According to FCC section 2.1055 & 90.213, the frequency stability shall be sufficient to ensure that the fundamental emission stays within the authorized frequency block. According to FCC section 2.1055, the test conditions are:

- (a) The temperature is varied from  $-30^{\circ}\text{C}$  to  $+50^{\circ}\text{C}$  at intervals of not more than  $10^{\circ}\text{C}$ .
- (b) For hand carried battery powered equipment, the primary supply voltage is reduced to the battery operating end point which shall be specified by the manufacture. The supply voltage shall be measured at the input to the cable normally provided with the equipment, or at the power supply terminals if cables are not normally provided.

**Note:** The operating temperature of EUT is from  $0^{\circ}\text{C}$  to  $35^{\circ}\text{C}$ , which are specified by the applicant.

### 2.3.2. Test Description



The EUT which is powered by the DC Power Supply directly, is located in the Temperature Chamber. The EUT is commanded by the System Simulator (SS) to operate at the maximum output power. A call is established between the EUT and the SS via a Common Antenna.

### 2.3.3. Test procedure

KDB 971168 D01v03 Section 9.0 and ANSI/TIA-603-E-2016.



**2.3.4. Test Result**

The nominal, highest and lowest extreme voltages are separately 3.87V, 4.45V and 3.00V, which are specified by the applicant; the normal temperature here used is 20°C.

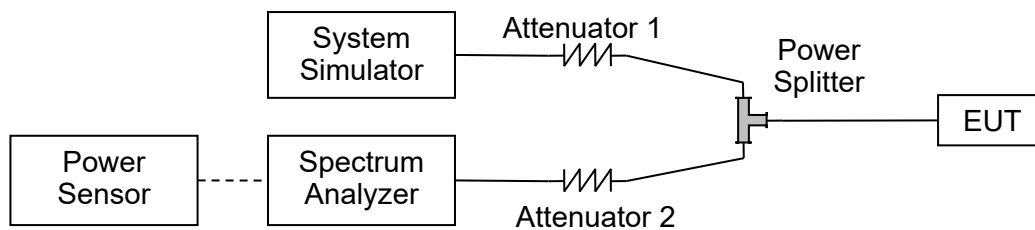
| <b>LTE Band 26, QPSK, Channel 26740, Frequency 819MHz</b> |                    |                 |                      |                        |               |
|---|--------------------|-----------------|----------------------|------------------------|---------------|
| <b>Limit =±2.5ppm</b>                                     |                    |                 |                      |                        |               |
| <b>Voltage (%)</b>  | <b>Power (VDC)</b> | <b>Temp(°C)</b> | <b>Fre. Dev.(Hz)</b> | <b>Deviation (ppm)</b> | <b>Result</b> |
| Normal  | 3.87               | +20(Ref)        | 44                   | 0.054                  | PASS          |
| Normal  |                    | 0               | -27                  | -0.033                 |               |
| Normal  |                    | +10             | 31                   | 0.038                  |               |
| Normal  |                    | +20             | 35                   | 0.043                  |               |
| Normal  |                    | +30             | 51                   | 0.062                  |               |
| Normal  |                    | +35             | -25                  | -0.031                 |               |
| High  | 4.45               | +20             | 16                   | 0.020                  |               |
| BATT.ENDPOINT   | 3.00               | +20             | 36                   | 0.044                  |               |

## 2.4. Conducted Spurious Emissions

### 2.4.1. Requirement

According to FCC section 2.1051, the power of any emission outside of the authorized operating frequency ranges must be attenuated below the transmitting power (P) by a factor of at least  $43+10*\log(P)$ dB. This calculated to be -13dBm.

### 2.4.2. Test Description



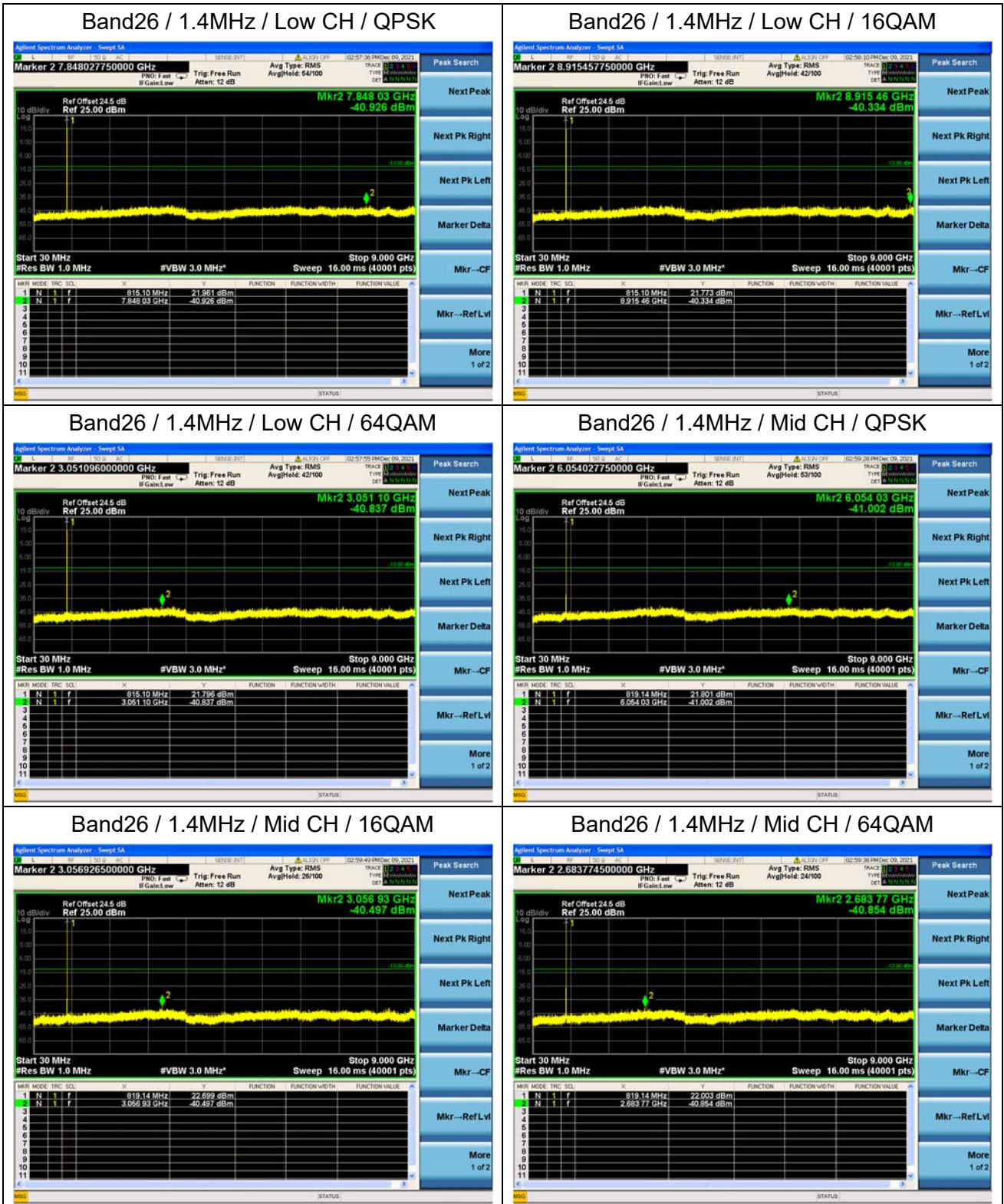
The EUT is coupled to the Spectrum Analyzer (SA) and the System Simulator (SS) with Attenuators through the Power Splitter; the RF load attached to the EUT antenna terminal is 50Ohm; the path loss as the factor is calibrated to correct the reading. The EUT is commanded by the SS to operate at the maximum output power. A call is established between the EUT and the SS.

### 2.4.3. Test procedure

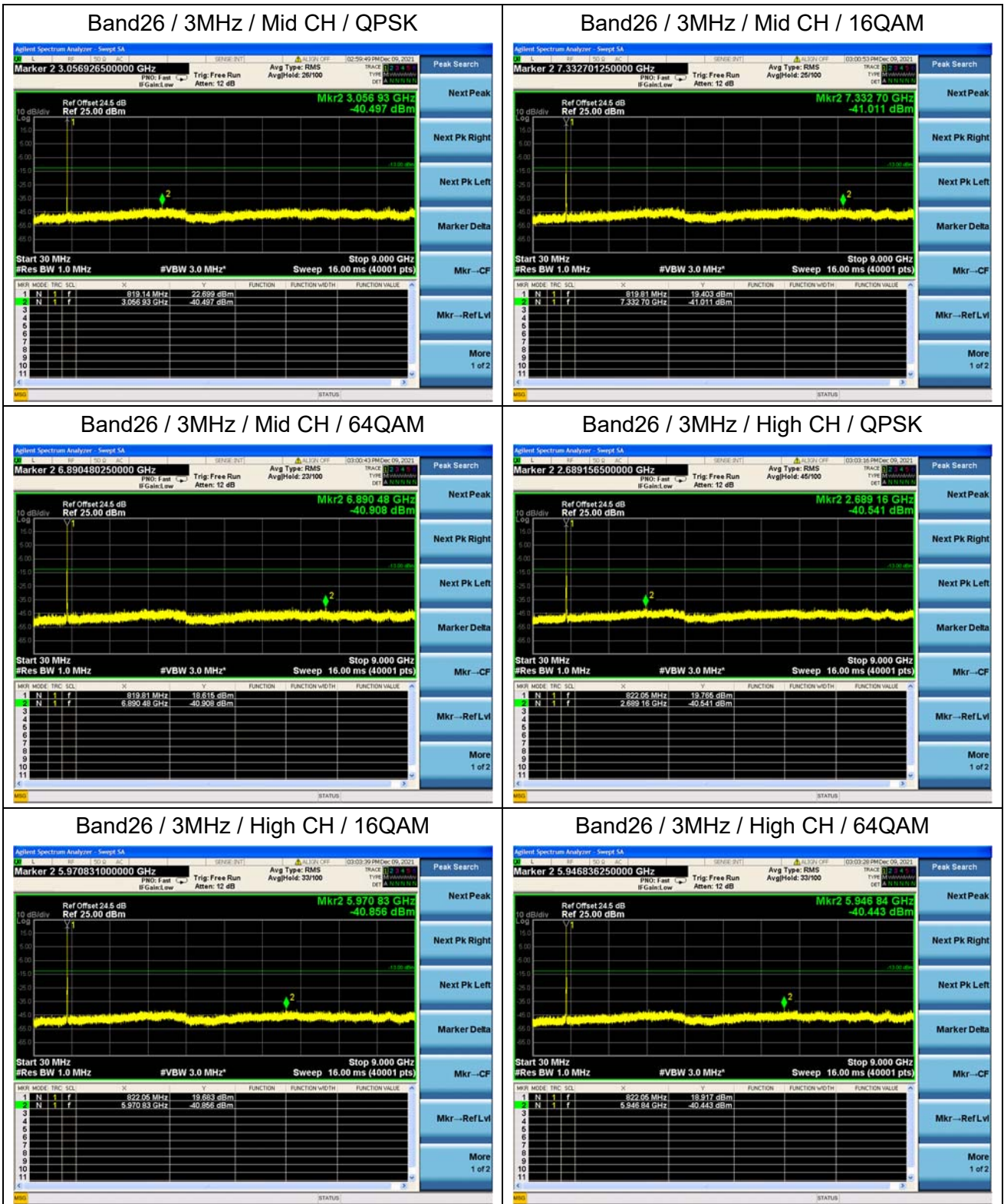
KDB 971168 D01v03 Section 6.0 and ANSI/TIA-603-E-2016.



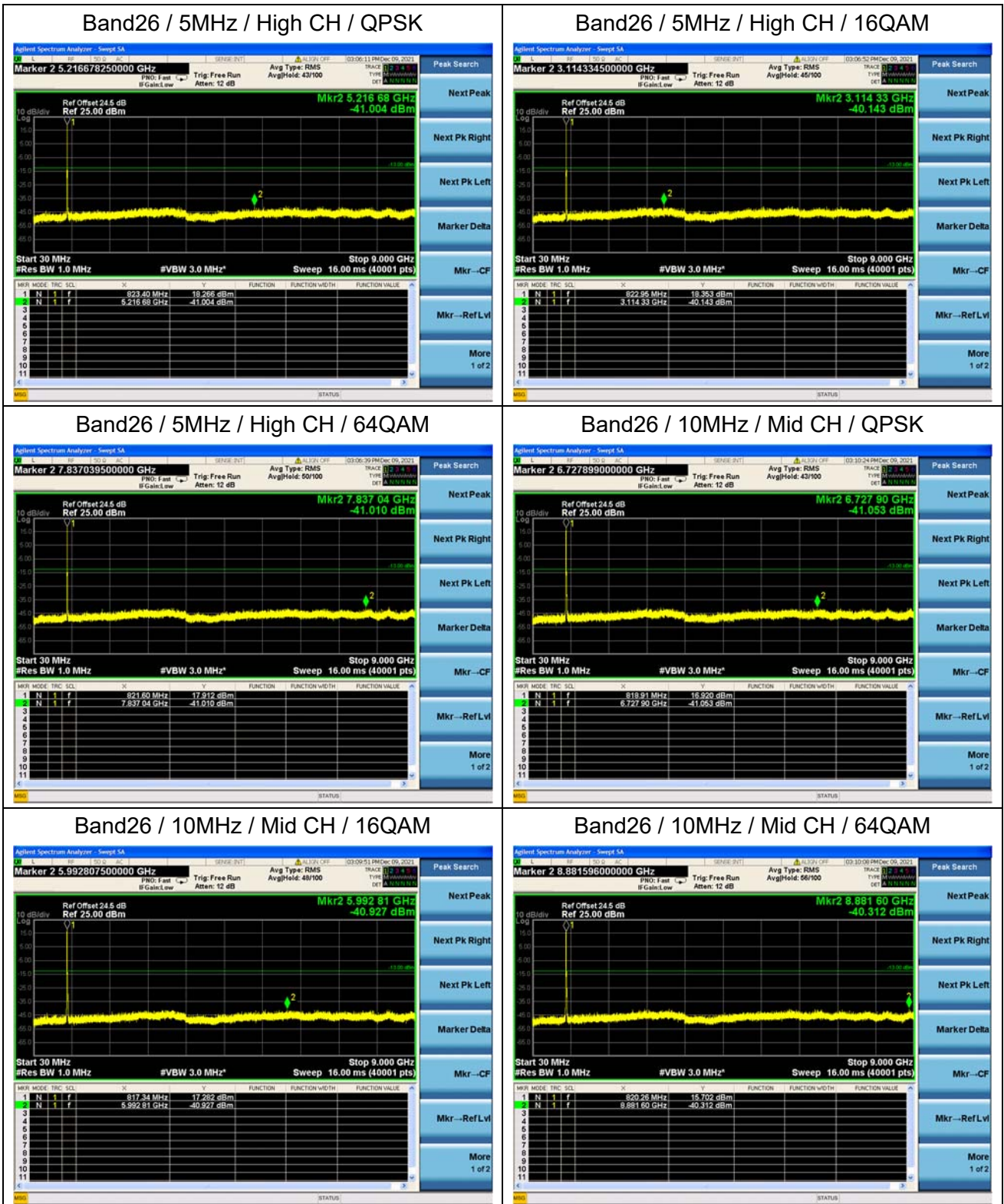
2.4.4. Test Result











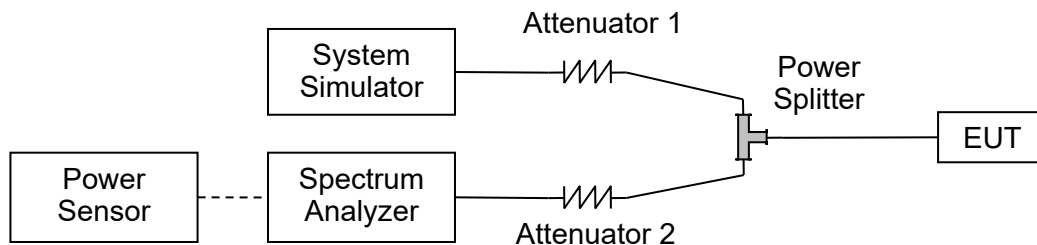
## 2.5. Band Edge

### 2.5.1. Requirement

Band26

According to FCC section 90.961(a), the power of any emission outside of the authorized operating frequency ranges must be attenuated below the transmitting power (P) by a factor of at least  $43 + 10 \log(P)$  dB.

### 2.5.2. Test Description



The EUT is coupled to the Spectrum Analyzer (SA) and the System Simulator (SS) with Attenuators through the Power Splitter; the RF load attached to the EUT antenna terminal is 50 Ohm; the path loss as the factor is calibrated to correct the reading. The EUT is commanded by the SS to operate at the maximum output power. A call is established between the EUT and the SS.

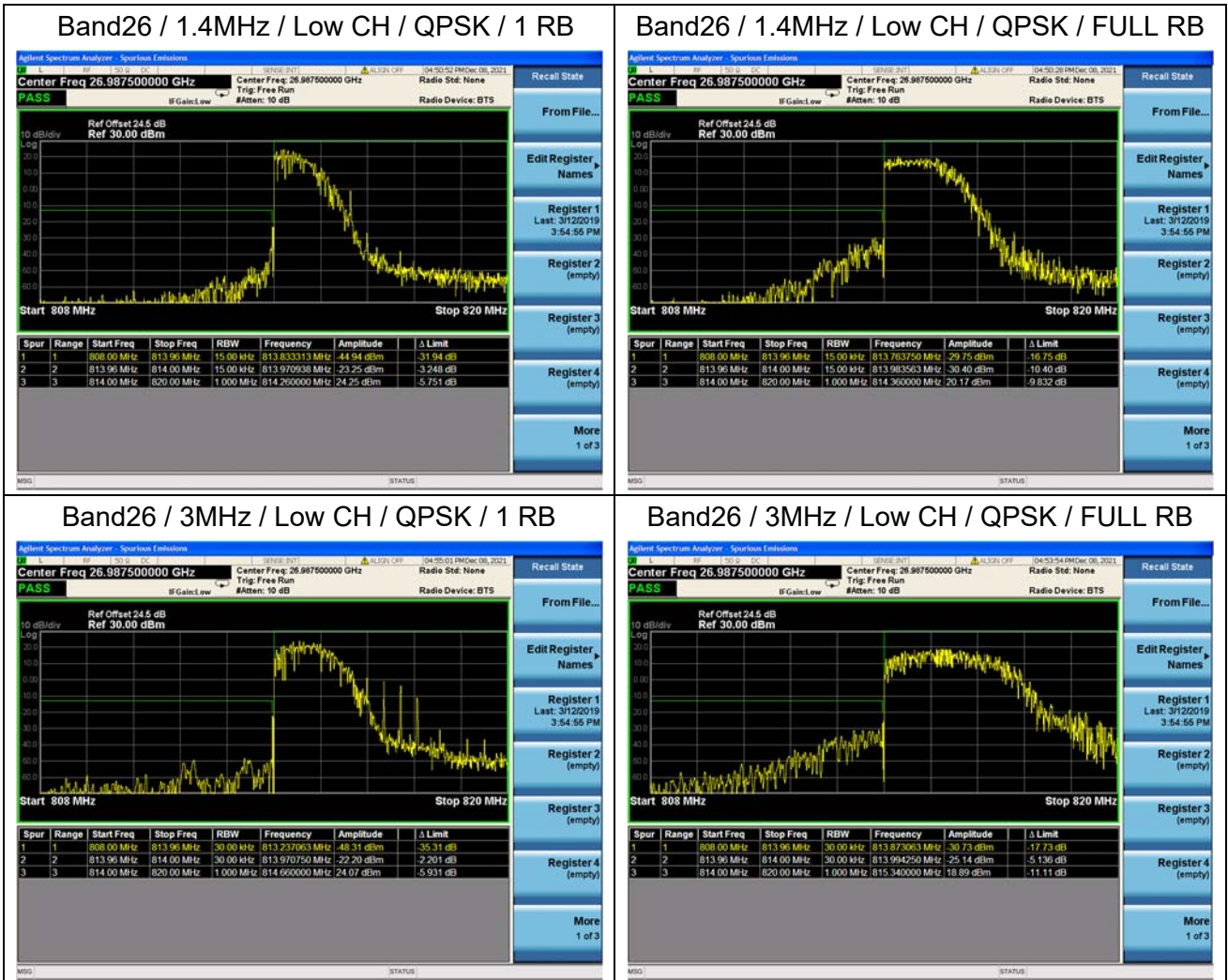
### 2.5.3. Test procedure

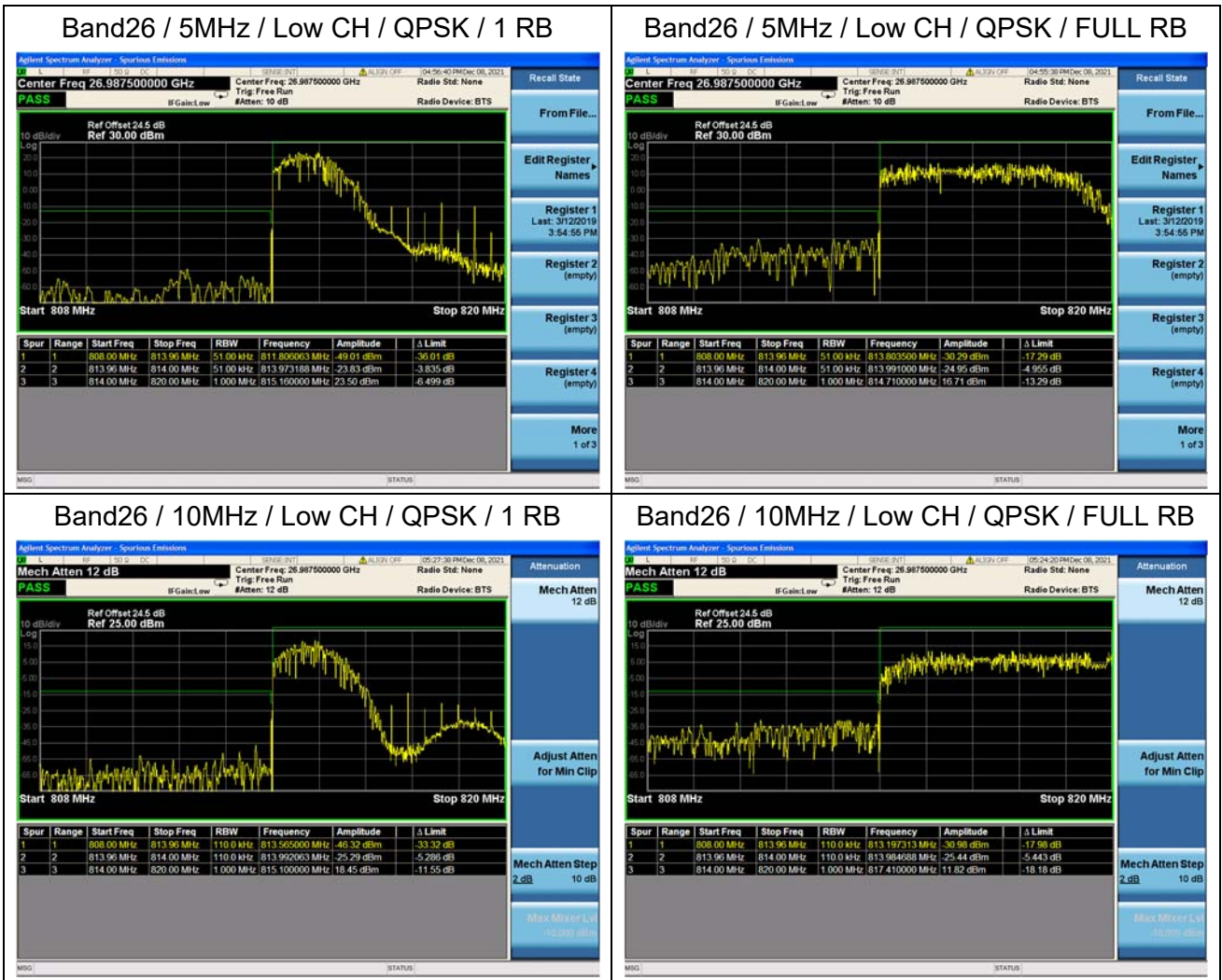
KDB 971168 D01v03 Section 6.0 and ANSI/TIA-603-E-2016.





2.5.4. Test Result



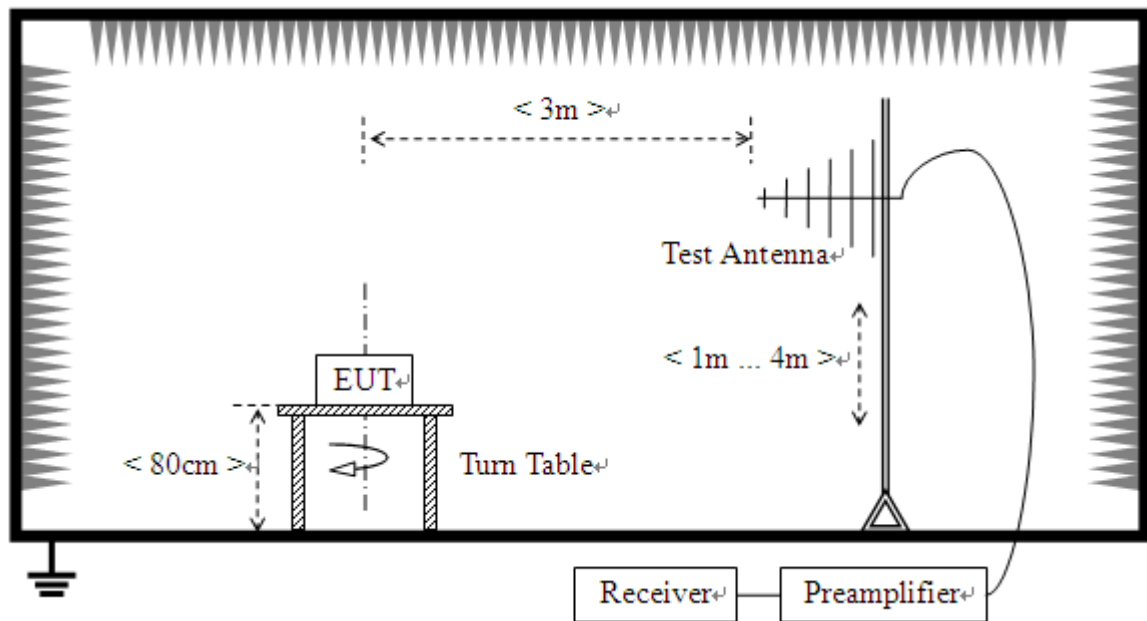


## 2.6. Radiated Spurious Emissions

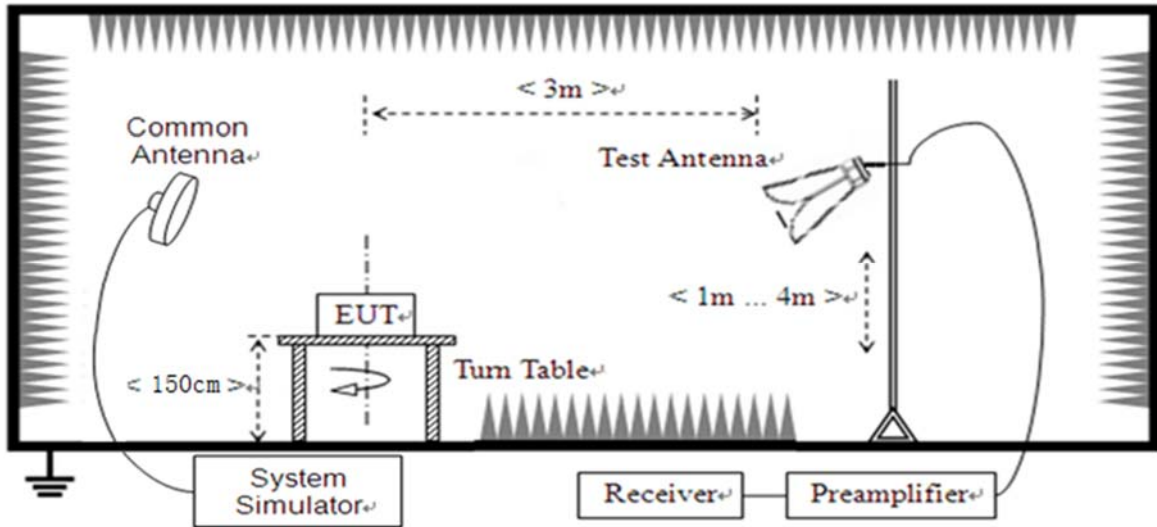
### 2.6.1. Requirement

According to FCC section 2.1051, the power of any emission outside of the authorized operating frequency ranges must be attenuated below the transmitting power (P) by a factor of at least  $43+10*\log(P)$ dB. This calculated to be -13dBm.

### 2.6.2. Test Description



(For the test frequency from 30MHz to 1GHz)



(For the test frequency above 1GHz)

The EUT is located in a 3m Full-Anechoic Chamber, the cable loss, air loss and so on of the site as factors are pre-calibrated using the "Substitution" method, and calculated to correct the reading. A call is established between the EUT and the SS via a Common Antenna. The EUT is commanded by the SS to operate at the maximum and minimum output power, and only the test result of the maximum output power was recorded.

In the frequency range above 30MHz, Bi-Log Test Antenna (30MHz to 1GHz) and Horn Test Antenna (above 1GHz) are used. Test Antenna is 3m away from the EUT. Test Antenna height is varied from 1m to 4m above the ground and the Turn Table is actuated to turn from 0° to 360° to determine the maximum value of the radiated power. The emission levels at both horizontal and vertical polarizations should be tested. The Filters consists of Notch Filters and High Pass Filter.

**Note:** when doing measurements above 1GHz, the EUT has been within the 3dB cone width of the horn antenna during horizontal antenna.

### 2.6.3. Test procedure

KDB 971168 D01v03 Section 5.8 and ANSI/TIA-603-E-2016.

For measurements below 1 GHz the resolution bandwidth is set to 100 kHz for peak detection measurements.

For measurements above 1GHz the resolution bandwidth is set to 1MHz, the video band width is set to 3MHz for peak measurements.



#### 2.6.4. Test Result

The measurement frequency range is from 30MHz to the 10th harmonic of the fundamental frequency. The Turn Table is actuated to turn from 0° to 360°, and both horizontal and vertical polarizations of the Test Antenna are used to find the maximum radiated power. The lowest, middle and highest channels are tested to verify the out of band emissions.

The substitution corrections are obtained as described below:

$$A_{\text{SUBST}} = P_{\text{SUBST\_TX}} - P_{\text{SUBST\_RX}} - L_{\text{SUBST\_CABLES}} + G_{\text{SUBST\_TX\_ANT}}$$

$$A_{\text{TOT}} = L_{\text{CABLES}} + A_{\text{SUBST}}$$

Where  $A_{\text{SUBST}}$  is the final substitution correction including receive antenna gain.

$P_{\text{SUBST\_TX}}$  is signal generator level,

$P_{\text{SUBST\_RX}}$  is receiver level,

$L_{\text{SUBST\_CABLES}}$  is cable losses including TX cable,

$G_{\text{SUBST\_TX\_ANT}}$  is substitution antenna gain.

$A_{\text{TOT}}$  is total correction factor including cable loss and substitution correction

During the test, the data of  $A_{\text{TOT}}$  was added in the test spectrum analyze, so spectrum analyze reading is the final values which contain the data of  $A_{\text{TOT}}$ .

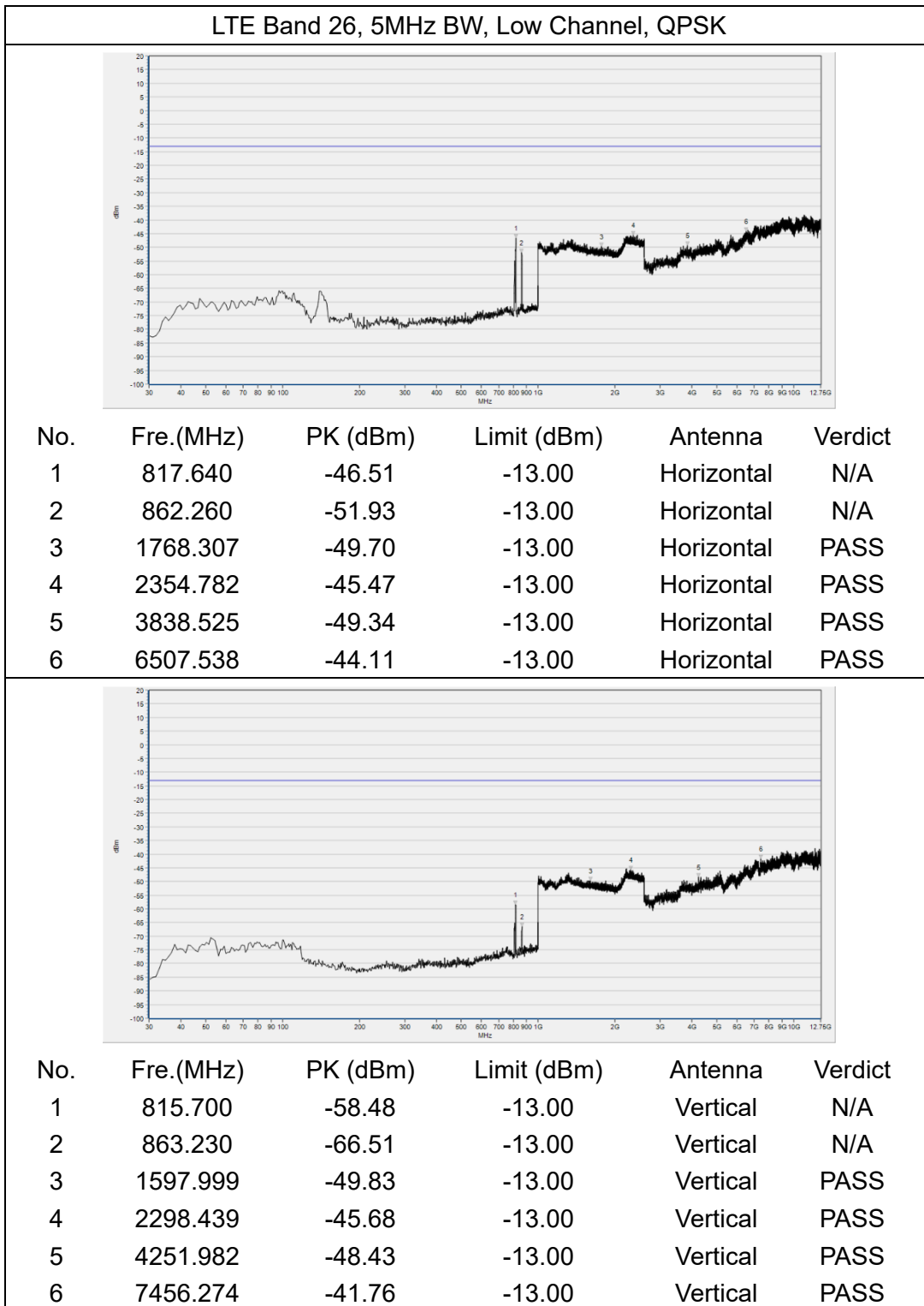
**Note1:** The power of the EUT transmitting frequency should be ignored.

**Note2:** All Spurious Emission tests were performed in X, Y, Z axis direction. And only the worst axis test condition was recorded in this test report.

**Note3:** All bandwidth and modulation were considered and evaluated respectively by performing full test for each band, only the worst cases (Max Bandwidth and QPSK mode) were recorded in this test report.

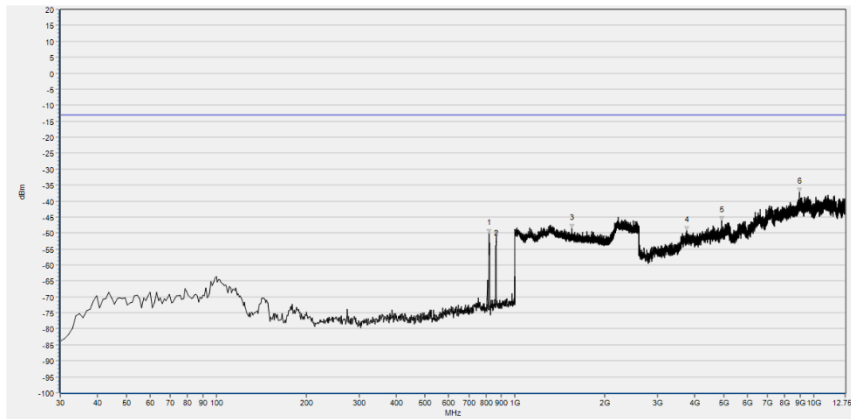
**Note 4:** N/A means the frequency is the basic frequency or the base station frequency, they are no need to verdict.

**Top Antenna**

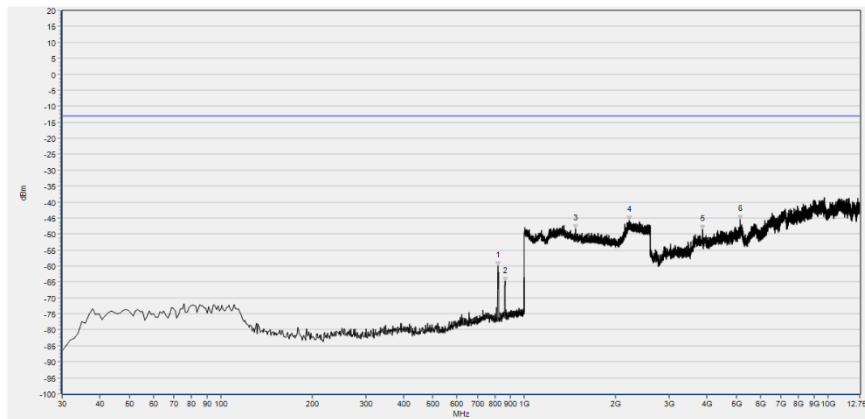




LTE Band 26, 5MHz BW, Mid Channel, QPSK

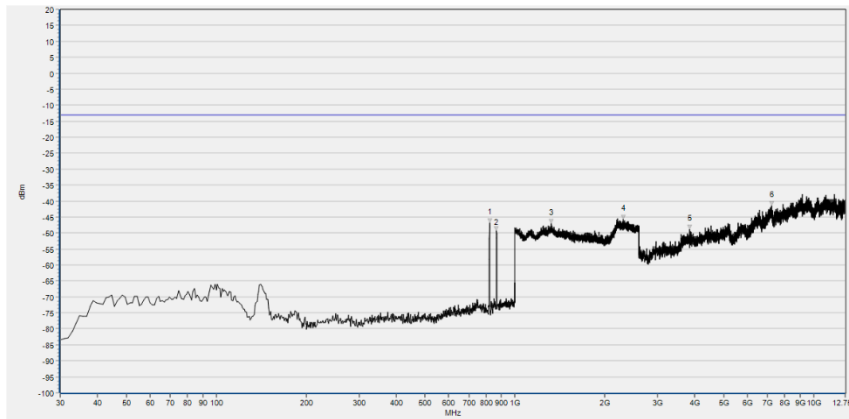


| No. | Fre.(MHz) | PK (dBm) | Limit (dBm) | Antenna    | Verdict |
|-----|-----------|----------|-------------|------------|---------|
| 1   | 816.670   | -50.20   | -13.00      | Horizontal | N/A     |
| 2   | 866.140   | -50.91   | -13.00      | Horizontal | N/A     |
| 3   | 1551.901  | -48.69   | -13.00      | Horizontal | PASS    |
| 4   | 3749.927  | -49.17   | -13.00      | Horizontal | PASS    |
| 5   | 4929.387  | -46.08   | -13.00      | Horizontal | PASS    |
| 6   | 8942.135  | -37.22   | -13.00      | Horizontal | PASS    |

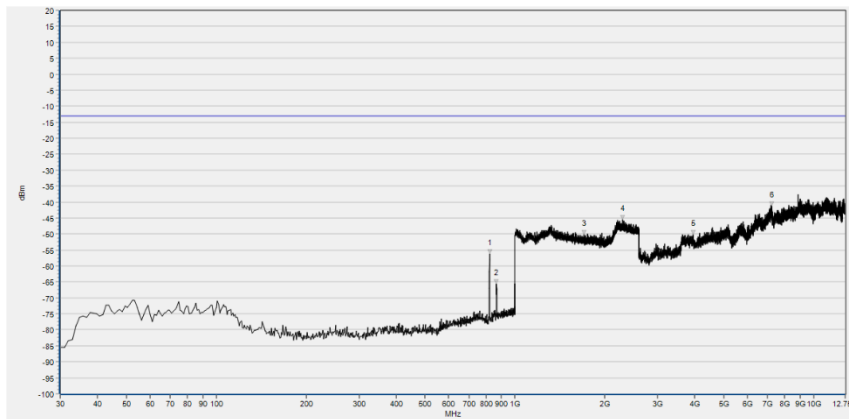


| No. | Fre.(MHz) | PK (dBm) | Limit (dBm) | Antenna  | Verdict |
|-----|-----------|----------|-------------|----------|---------|
| 1   | 816.670   | -60.02   | -13.00      | Vertical | N/A     |
| 2   | 863.230   | -64.87   | -13.00      | Vertical | N/A     |
| 3   | 1476.351  | -48.32   | -13.00      | Vertical | PASS    |
| 4   | 2219.688  | -45.65   | -13.00      | Vertical | PASS    |
| 5   | 3871.749  | -48.58   | -13.00      | Vertical | PASS    |
| 6   | 5149.036  | -45.42   | -13.00      | Vertical | PASS    |

LTE Band 26, 5MHz BW, High Channel, QPSK



| No. | Fre.(MHz) | PK (dBm) | Limit (dBm) | Antenna    | Verdict |
|-----|-----------|----------|-------------|------------|---------|
| 1   | 822.490   | -46.83   | -13.00      | Horizontal | N/A     |
| 2   | 867.110   | -49.18   | -13.00      | Horizontal | N/A     |
| 3   | 1322.689  | -47.06   | -13.00      | Horizontal | PASS    |
| 4   | 2301.641  | -45.81   | -13.00      | Horizontal | PASS    |
| 5   | 3845.908  | -48.84   | -13.00      | Horizontal | PASS    |
| 6   | 7238.471  | -41.52   | -13.00      | Horizontal | PASS    |

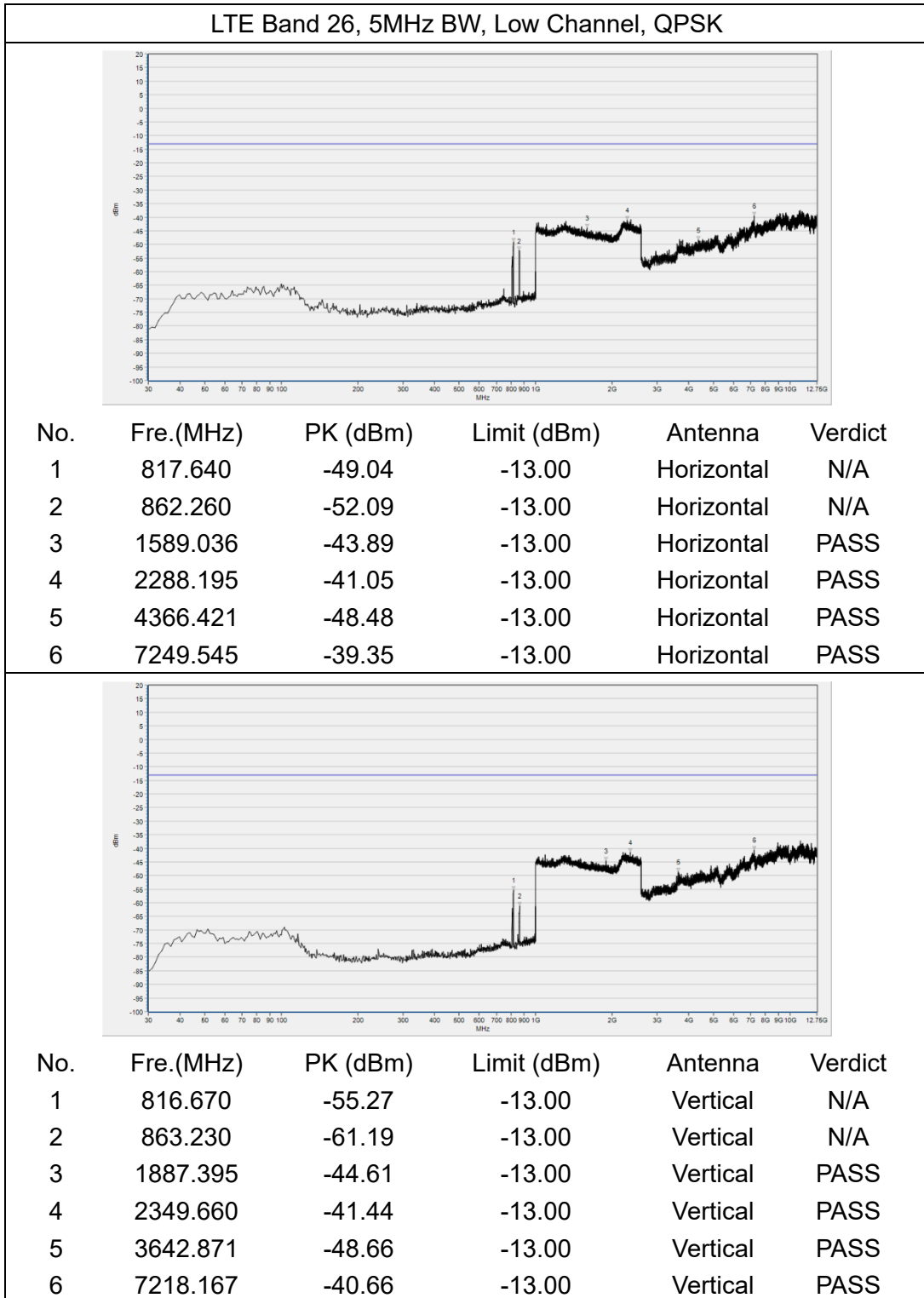


| No. | Fre.(MHz) | PK (dBm) | Limit (dBm) | Antenna  | Verdict |
|-----|-----------|----------|-------------|----------|---------|
| 1   | 822.490   | -56.19   | -13.00      | Vertical | N/A     |
| 2   | 865.170   | -65.66   | -13.00      | Vertical | N/A     |
| 3   | 1697.879  | -50.18   | -13.00      | Vertical | PASS    |
| 4   | 2294.598  | -45.37   | -13.00      | Vertical | PASS    |
| 5   | 3951.118  | -50.26   | -13.00      | Vertical | PASS    |
| 6   | 7253.237  | -41.28   | -13.00      | Vertical | PASS    |

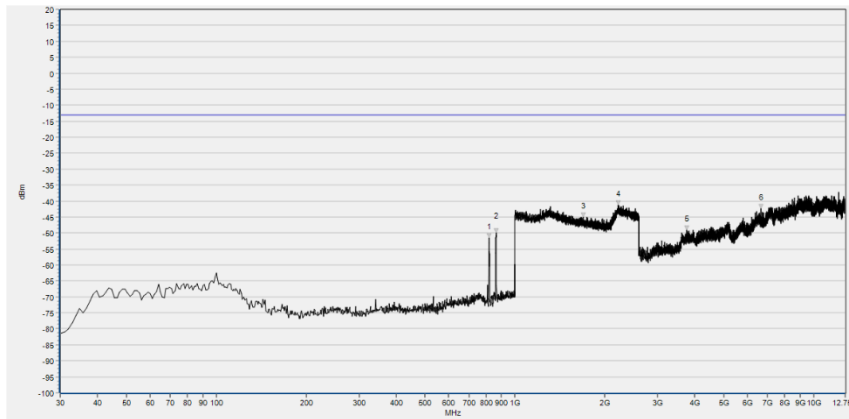




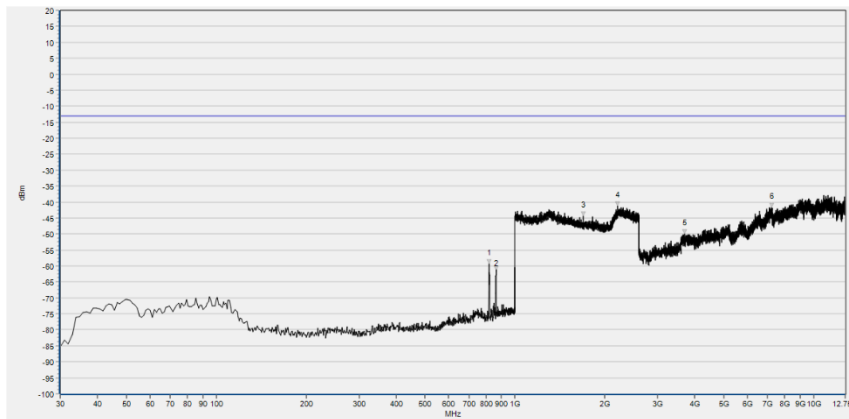
**Bottom Antenna**



LTE Band 26, 5MHz BW, Mid Channel, QPSK



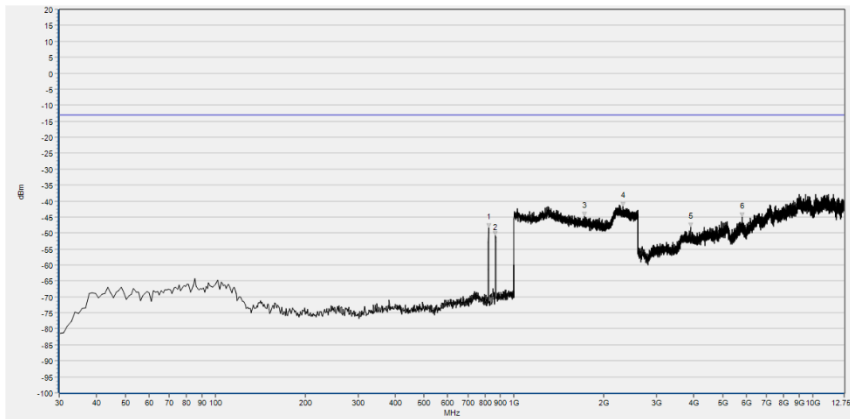
| No. | Fre.(MHz) | PK (dBm) | Limit (dBm) | Antenna    | Verdict |
|-----|-----------|----------|-------------|------------|---------|
| 1   | 816.670   | -51.47   | -13.00      | Horizontal | N/A     |
| 2   | 866.140   | -49.88   | -13.00      | Horizontal | N/A     |
| 3   | 1688.275  | -44.98   | -13.00      | Horizontal | PASS    |
| 4   | 2220.328  | -41.32   | -13.00      | Horizontal | PASS    |
| 5   | 3757.310  | -49.15   | -13.00      | Horizontal | PASS    |
| 6   | 6649.664  | -42.34   | -13.00      | Horizontal | PASS    |



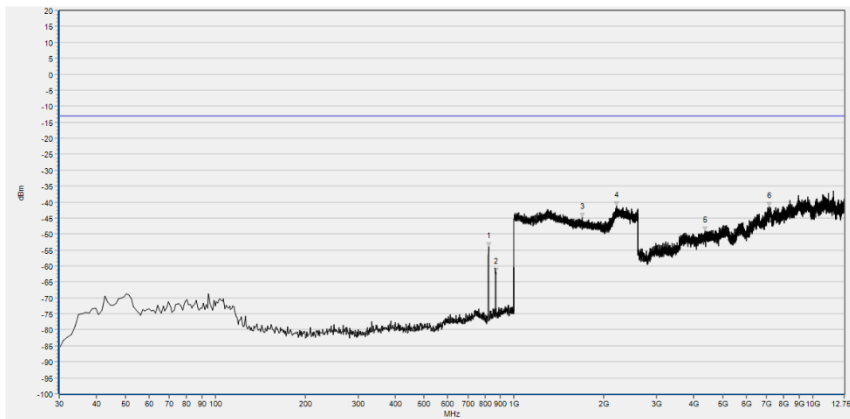
| No. | Fre.(MHz) | PK (dBm) | Limit (dBm) | Antenna  | Verdict |
|-----|-----------|----------|-------------|----------|---------|
| 1   | 816.670   | -59.42   | -13.00      | Vertical | N/A     |
| 2   | 864.200   | -61.39   | -13.00      | Vertical | N/A     |
| 3   | 1694.678  | -44.35   | -13.00      | Vertical | PASS    |
| 4   | 2199.840  | -41.17   | -13.00      | Vertical | PASS    |
| 5   | 3703.783  | -49.99   | -13.00      | Vertical | PASS    |
| 6   | 7244.008  | -41.76   | -13.00      | Vertical | PASS    |



LTE Band 26, 5MHz BW, High Channel, QPSK



| No. | Fre.(MHz) | PK (dBm) | Limit (dBm) | Antenna    | Verdict |
|-----|-----------|----------|-------------|------------|---------|
| 1   | 822.490   | -48.37   | -13.00      | Horizontal | N/A     |
| 2   | 867.110   | -50.73   | -13.00      | Horizontal | N/A     |
| 3   | 1725.410  | -44.91   | -13.00      | Horizontal | PASS    |
| 4   | 2315.086  | -41.76   | -13.00      | Horizontal | PASS    |
| 5   | 3895.745  | -48.16   | -13.00      | Horizontal | PASS    |
| 6   | 5800.600  | -45.08   | -13.00      | Horizontal | PASS    |



| No. | Fre.(MHz) | PK (dBm) | Limit (dBm) | Antenna  | Verdict |
|-----|-----------|----------|-------------|----------|---------|
| 1   | 822.490   | -54.07   | -13.00      | Vertical | N/A     |
| 2   | 869.050   | -62.12   | -13.00      | Vertical | N/A     |
| 3   | 1696.599  | -44.86   | -13.00      | Vertical | PASS    |
| 4   | 2208.804  | -41.24   | -13.00      | Vertical | PASS    |
| 5   | 4370.113  | -48.97   | -13.00      | Vertical | PASS    |
| 6   | 7159.102  | -41.49   | -13.00      | Vertical | PASS    |



## Annex A Test Uncertainty

Where relevant, the following measurement uncertainty levels have been estimated for test performed on the EUT as specified in CISPR 16-1-2:

| Test items                          | Uncertainty   |
|-------------------------------------|---------------|
| Output Power                        | $\pm 2.22$ dB |
| Bandwidth                           | $\pm 5\%$     |
| Conducted Spurious Emission         | $\pm 2.77$ dB |
| Band Edge                           | $\pm 2.77$ dB |
| Equivalent Isotropic Radiated Power | $\pm 2.22$ dB |
| Radiated Spurious Emissions         | $\pm 6$ dB    |

This uncertainty represent an expanded uncertainty expressed at approximately the 95% confidence level using a coverage factor of  $k=2$ .



## Annex B Testing Laboratory Information

### 1. Identification of the Responsible Testing Laboratory

|                            |  |
|----------------------------|--|
| <b>Laboratory Name:</b>    | Shenzhen Morlab Communications Technology Co., Ltd.  |
| <b>Laboratory Address:</b> | FL.3, Building A, FeiYang Science Park, No.8 LongChang Road, Block 67, BaoAn District, ShenZhen, GuangDong Province, P. R. China |
| <b>Telephone:</b>          | +86 755 36698555   |
| <b>Facsimile:</b>          | +86 755 36698525   |

### 2. Identification of the Responsible Testing Location

|                 |  |
|-----------------|--|
| <b>Name:</b>    | Shenzhen Morlab Communications Technology Co., Ltd.  |
| <b>Address:</b> | FL.3, Building A, FeiYang Science Park, No.8 LongChang Road, Block 67, BaoAn District, ShenZhen, GuangDong Province, P. R. China |

### 3. Facilities and Accreditations

All measurement facilities used to collect the measurement data are located at FL.3, Building A, FeiYang Science Park, Block 67, BaoAn District, Shenzhen, 518101 P. R. China. The test site is constructed in conformance with the requirements of ANSI C63.10-2013 and CISPR Publication 22; the FCC designation number is CN1192, the test firm registration number is 226174.



#### 4. Test Equipments Utilized

##### 4.1 Conducted Test Equipments

| Equipment Name         | Serial No.  | Type      | Manufacturer                                   | Cal. Date  | Due Date   |
|------------------------|-------------|-----------|--|------------|------------|
| Power Splitter         | NW521       | 1506A     | Weinschel                                      | N/A        | N/A        |
| Attenuator 1           | (N/A.)      | 10dB      | Resnet   | N/A        | N/A        |
| Attenuator 2           | (N/A.)      | 3dB       | Resnet   | N/A        | N/A        |
| EXA Signal Analyzer    | MY51511149  | N9020A    | Agilent  | 2021.07.26 | 2022.07.25 |
| USB Power Sensor       | MY54210011  | U2021XA   | Agilent  | 2021.10.21 | 2022.10.20 |
| System Simulator       | 6200995016  | MT8820C   | Anritsu  | 2021.10.21 | 2022.10.20 |
| System Simulator       | 6261830572  | MT8821C   | Anritsu  | 2021.02.25 | 2022.02.24 |
| RF Cable (30MHz-26GHz) | CB01        | RF01      | Morlab   | N/A        | N/A        |
| Coaxial Cable          | CB02        | RF02      | Morlab   | N/A        | N/A        |
| SMA Connector          | CN01        | RF03      | HUBER-SUHNER                                   | N/A        | N/A        |
| Temperature Chamber    | 20171112102 | HZ-2019   | Dongguan Lixian Instrument Technology Co., Ltd | 2021.10.20 | 2022.10.19 |
| Computer               | T430i       | Think Pad | Lenovo   | N/A        | N/A        |

##### 4.2 List of Software Used

| Description            | Manufacturer | Software Version |
|------------------------|--------------|------------------|
| Morlab FCC Test System | MORLAB       | V2.8             |
| MORLAB EMCR V1.2       | MORLAB       | V1.0             |

**4.3 Radiated Test Equipments**

| <b>Equipment Name</b>                      | <b>Serial No.</b> | <b>Type</b>      | <b>Manufacturer</b> | <b>Cal. Date</b> | <b>Due Date</b> |
|--|-------------------|------------------|---------------------|------------------|-----------------|
| System Simulator                           | 152038            | CMW500           | R&S                 | 2021.10.21       | 2022.10.20      |
| System Simulator                           | 6200995016        | MT8820C          | Anritsu             | 2021.10.21       | 2022.10.20      |
| Receiver                                   | MY54130016        | N9038A           | Agilent             | 2021.07.16       | 2022.07.15      |
| Test Antenna -<br>Bi-Log                   | 9163-519          | VULB 9163        | Schwarzbeck         | 2019.05.24       | 2022.05.23      |
| Test Antenna -<br>Horn                     | 9170C-531         | BBHA9170         | Schwarzbeck         | 2019.07.26       | 2022.07.25      |
| Test Antenna -<br>Horn                     | 01774             | BBHA 9120D       | Schwarzbeck         | 2019.07.26       | 2022.07.25      |
| Coaxial cable<br>(N male)<br>(9KHz-30MHz)  | CB04              | EMC04            | Morlab              | N/A              | N/A             |
| Coaxial cable<br>(N male)<br>(30MHz-26GHz) | CB02              | EMC02            | Morlab              | N/A              | N/A             |
| Coaxial cable<br>(N male)<br>(30MHz-26GHz) | CB03              | EMC03            | Morlab              | N/A              | N/A             |
| Coaxial cable<br>(N male)<br>(30MHz-40GHz) | CB05              | EMC05            | Morlab              | N/A              | N/A             |
| 1-18GHz<br>pre-Amplifier                   | 61171/61172       | S020180L32<br>03 | Tonscend            | 2021.07.16       | 2022.07.15      |
| 18-26.5GHz<br>pre-Amplifier                | 46732             | S10M100L38<br>02 | Tonscend            | 2021.07.16       | 2022.07.15      |
| 26-40GHz<br>pre-Amplifier                  | 56774             | S40M400L40<br>02 | Tonscend            | 2021.07.16       | 2022.07.15      |
| Notch Filter                               | N/A               | WRCGV<br>-LTE 26 | Wainwright          | 2021.07.16       | 2022.07.15      |
| Anechoic<br>Chamber                        | N/A               | 9m*6m*6m         | CRT                 | 2019.07.13       | 2022.07.12      |

————— END OF REPORT —————