

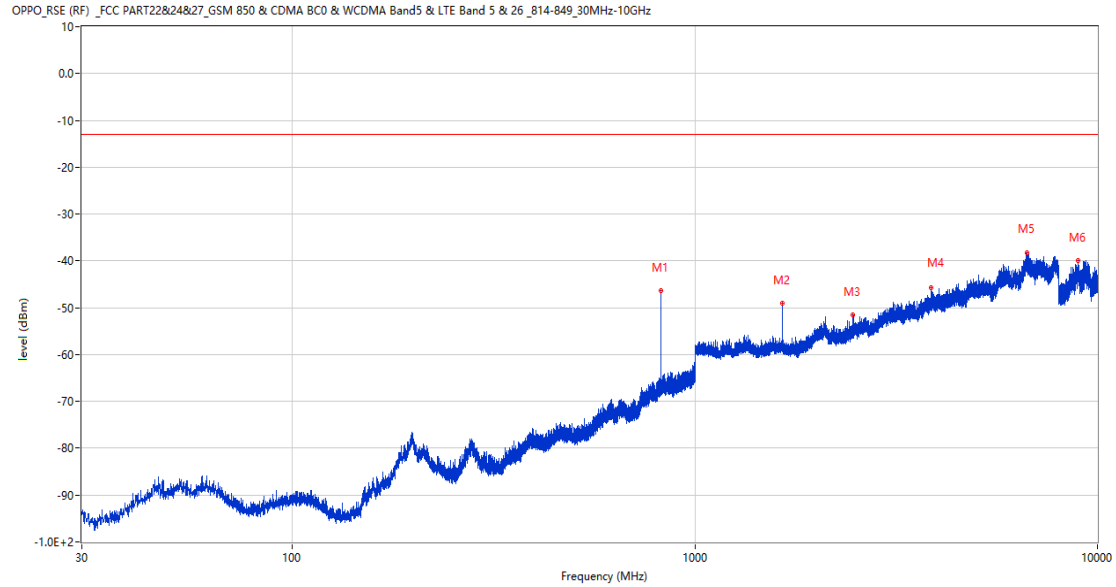
A.7 Field Strength of Spurious Radiation

GSM

1 GSM 850

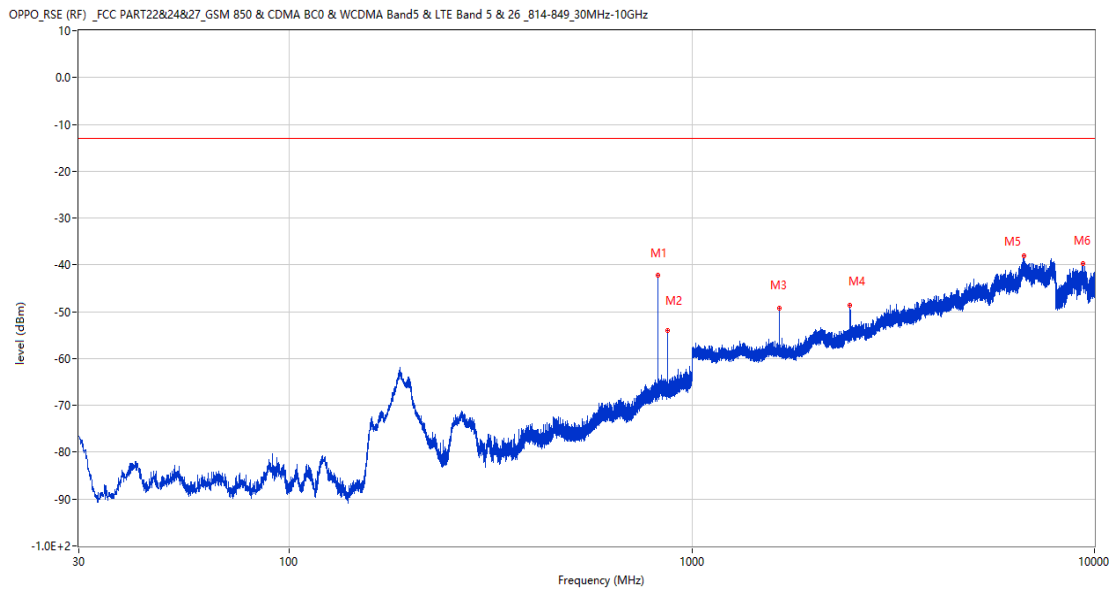
1.1 GSM 850 Low Channel

RSE-H&H GSM 850 CH128



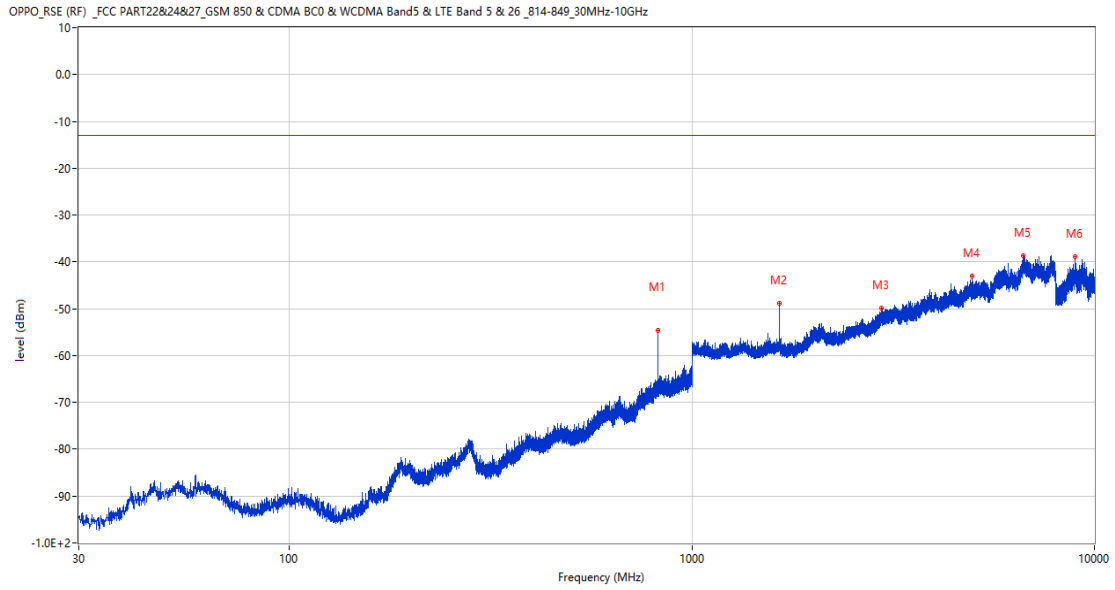
Frequency (MHz)	Result (dBm)	Factor (dB)	PK Limit (dBm)	Over Limit (dB)	Table (o)	ANT	EUT	Verdict
824.236	-46.34	4.28	-13.0	-33.34	146.00	Horizontal	Horizontal	N/A
1649.300	-49.12	-4.14	-13.0	-36.12	360.00	Horizontal	Horizontal	Pass
2473.300	-51.62	-0.32	-13.0	-38.62	227.00	Horizontal	Horizontal	Pass
3864.500	-45.79	8.69	-13.0	-32.79	268.00	Horizontal	Horizontal	Pass
6683.250	-38.33	14.63	-13.0	-25.33	12.00	Horizontal	Horizontal	Pass
8971.900	-39.99	13.57	-13.0	-26.99	157.00	Horizontal	Horizontal	Pass

RSE-H&V GSM 850 CH128



Frequency (MHz)	Result (dBm)	Factor (dB)	PK Limit (dBm)	Over Limit (dB)	Table (o)	ANT	EUT	Verdict
824.284	-42.13	4.28	-13.0	-29.13	221.00	Horizontal	Vertical	N/A
869.196	-53.96	4.19	-13.0	-40.96	14.00	Horizontal	Vertical	N/A
1649.200	-49.23	-4.15	-13.0	-36.23	158.00	Horizontal	Vertical	Pass
2473.200	-48.67	-0.33	-13.0	-35.67	360.00	Horizontal	Vertical	Pass
6697.750	-38.01	15.21	-13.0	-25.01	95.00	Horizontal	Vertical	Pass
9359.500	-39.63	14.54	-13.0	-26.63	267.00	Horizontal	Vertical	Pass

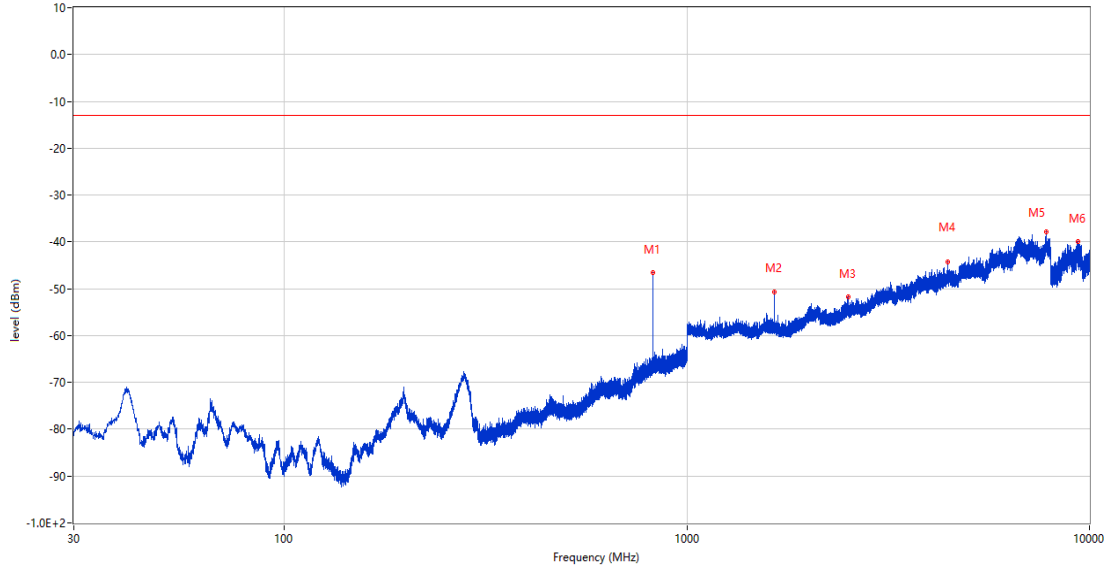
RSE-V&V GSM 850 CH128



Frequency (MHz)	Result (dBm)	Factor (dB)	PK Limit (dBm)	Over Limit (dB)	Table (o)	ANT	EUT	Verdict
824.284	-54.67	4.28	-13.0	-41.67	55.00	Vertical	Vertical	N/A
1649.300	-48.79	-4.14	-13.0	-35.79	130.00	Vertical	Vertical	Pass
2952.200	-49.93	4.09	-13.0	-36.93	43.00	Vertical	Vertical	Pass
4974.750	-42.95	10.94	-13.0	-29.95	86.00	Vertical	Vertical	Pass
6655.250	-38.71	15.01	-13.0	-25.71	65.00	Vertical	Vertical	Pass
8942.900	-38.85	13.62	-13.0	-25.85	122.00	Vertical	Vertical	Pass

RSE-V&H GSM 850 CH128

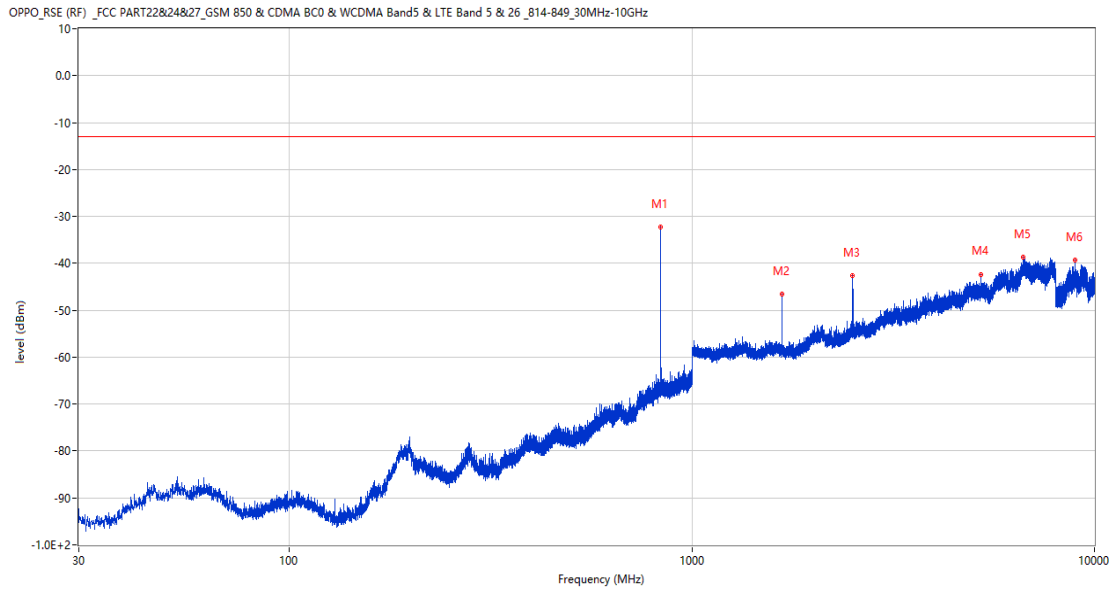
OPPO_RSE (RF) _FCC PART22&24&27_GSM 850 & CDMA BC0 & WCDMA Band5 & LTE Band 5 & 26_814-849_30MHz-10GHz



Frequency (MHz)	Result (dBm)	Factor (dB)	PK Limit (dBm)	Over Limit (dB)	Table (o)	ANT	EUT	Verdict
824.188	-46.59	4.28	-13.0	-33.59	218.00	Vertical	Horizontal	N/A
1649.300	-50.78	-4.14	-13.0	-37.78	208.00	Vertical	Horizontal	Pass
2513.500	-51.73	0.76	-13.0	-38.73	250.00	Vertical	Horizontal	Pass
4454.500	-44.32	10.05	-13.0	-31.32	216.00	Vertical	Horizontal	Pass
7828.750	-37.94	15.81	-13.0	-24.94	242.00	Vertical	Horizontal	Pass
9356.599	-40.00	14.62	-13.0	-27.00	123.00	Vertical	Horizontal	Pass

1.2 GSM 850 Middle Channel

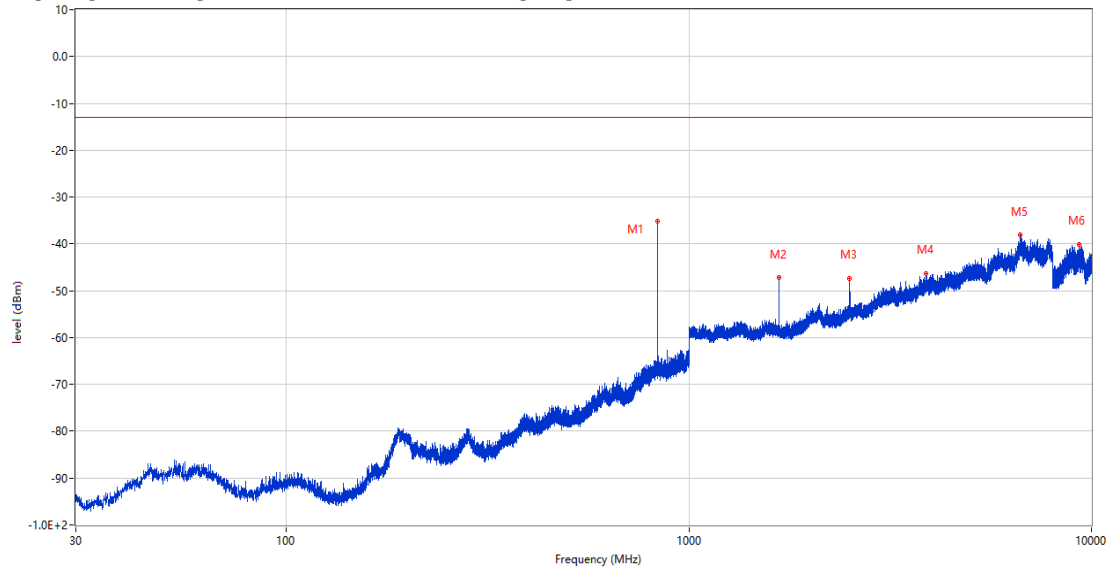
RSE-H&H GSM 850 CH190



Frequency (MHz)	Result (dBm)	Factor (dB)	PK Limit (dBm)	Over Limit (dB)	Table (o)	ANT	EUT	Verdict
836.652	-32.36	4.78	-13.0	-19.36	148.00	Horizontal	Horizontal	N/A
1673.900	-46.64	-4.50	-13.0	-33.64	320.00	Horizontal	Horizontal	Pass
2510.600	-42.68	0.61	-13.0	-29.68	138.00	Horizontal	Horizontal	Pass
5227.000	-42.35	10.84	-13.0	-29.35	238.00	Horizontal	Horizontal	Pass
6635.250	-38.76	14.96	-13.0	-25.76	55.00	Horizontal	Horizontal	Pass
8953.600	-39.38	13.56	-13.0	-26.38	166.00	Horizontal	Horizontal	Pass

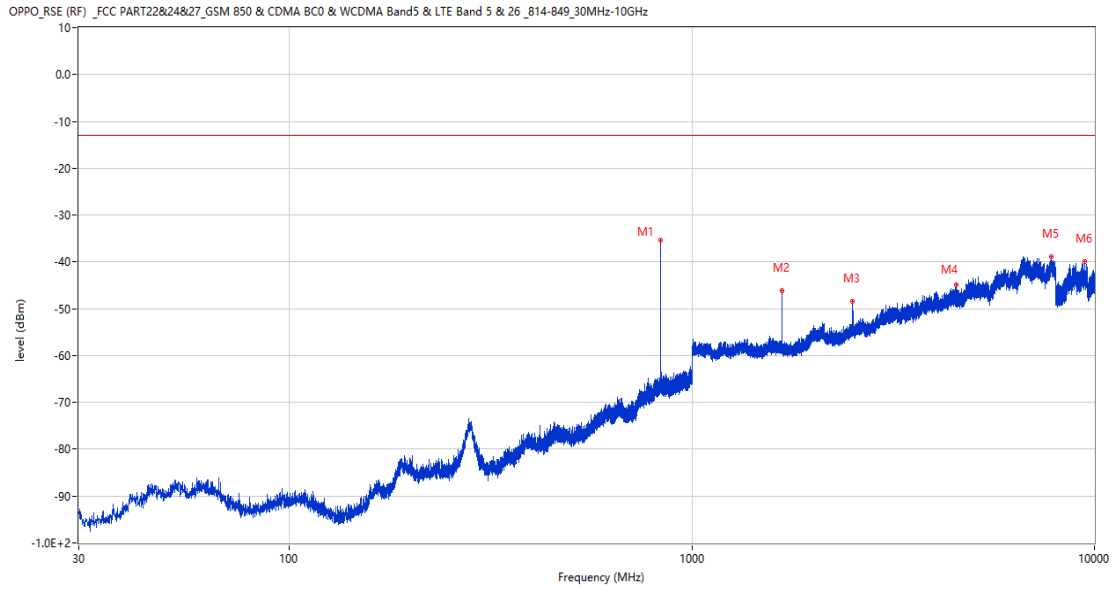
RSE-H&V GSM 850 CH190

OPPO_RSE (RF) _FCC PART22&24&27_GSM 850 & CDMA BC0 & WCDMA Band5 & LTE Band 5 & 26_814-849_30MHz-10GHz



Frequency (MHz)	Result (dBm)	Factor (dB)	PK Limit (dBm)	Over Limit (dB)	Table (o)	ANT	EUT	Verdict
836.555	-35.19	4.77	-13.0	-22.19	233.00	Horizontal	Vertical	N/A
1674.100	-47.20	-4.52	-13.0	-34.20	161.00	Horizontal	Vertical	Pass
2510.400	-47.29	0.57	-13.0	-34.29	131.00	Horizontal	Vertical	Pass
3879.000	-46.28	9.03	-13.0	-33.28	226.00	Horizontal	Vertical	Pass
6644.000	-38.05	15.12	-13.0	-25.05	254.00	Horizontal	Vertical	Pass
9322.000	-40.18	15.10	-13.0	-27.18	346.00	Horizontal	Vertical	Pass

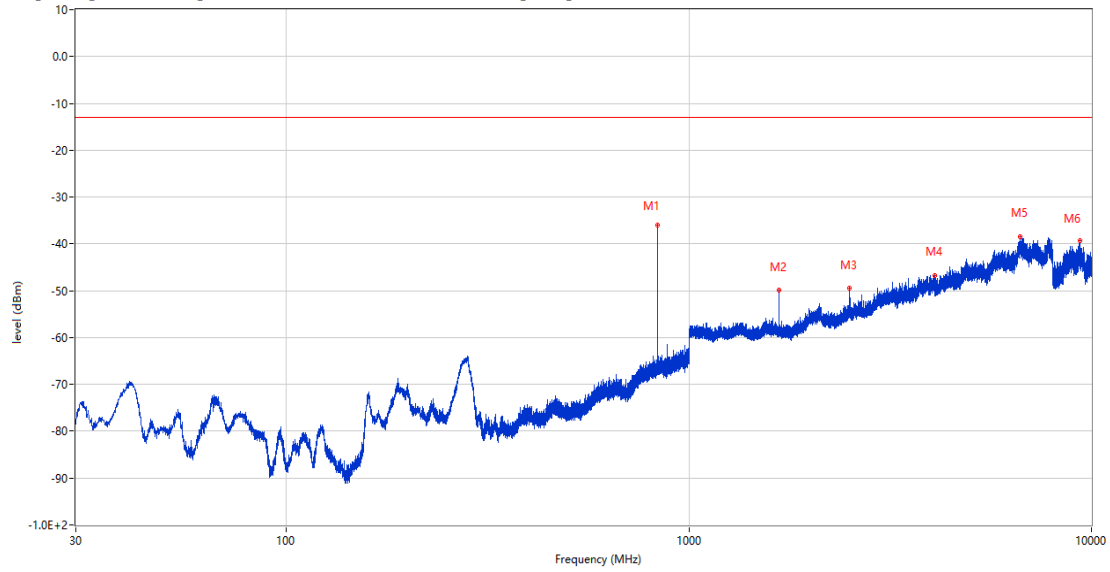
RSE-V&V GSM 850 CH190



Frequency (MHz)	Result (dBm)	Factor (dB)	PK Limit (dBm)	Over Limit (dB)	Table (o)	ANT	EUT	Verdict
836.555	-35.30	4.77	-13.0	-22.30	346.00	Vertical	Vertical	N/A
1673.900	-46.21	-4.50	-13.0	-33.21	96.00	Vertical	Vertical	Pass
2510.800	-48.48	0.64	-13.0	-35.48	120.00	Vertical	Vertical	Pass
4527.000	-44.92	10.35	-13.0	-31.92	109.00	Vertical	Vertical	Pass
7816.750	-38.79	16.35	-13.0	-25.79	267.00	Vertical	Vertical	Pass
9453.600	-39.86	14.11	-13.0	-26.86	51.00	Vertical	Vertical	Pass

RSE-V&H GSM 850 CH190

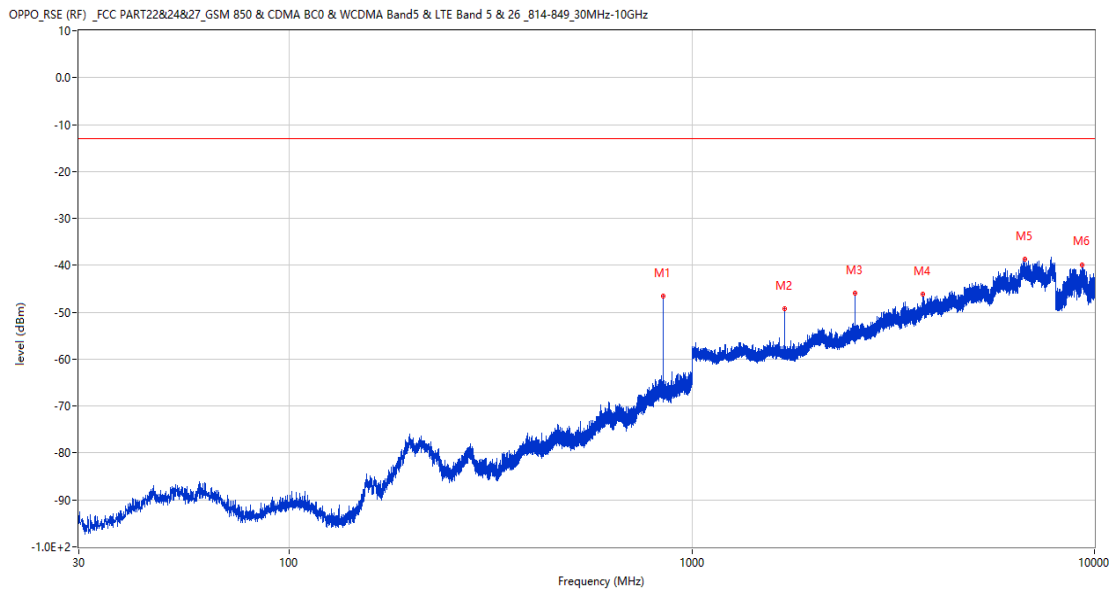
OPPO_RSE (RF)_FCC PART22&24&27_GSM 850 & CDMA BC0 & WCDMA Band5 & LTE Band 5 & 26_814-849_30MHz-10GHz



Frequency (MHz)	Result (dBm)	Factor (dB)	PK Limit (dBm)	Over Limit (dB)	Table (o)	ANT	EUT	Verdict
836.555	-35.89	4.77	-13.0	-22.89	243.00	Vertical	Horizontal	N/A
1674.000	-49.91	-4.51	-13.0	-36.91	89.00	Vertical	Horizontal	Pass
2510.500	-49.36	0.59	-13.0	-36.36	143.00	Vertical	Horizontal	Pass
4082.250	-46.67	8.62	-13.0	-33.67	316.00	Vertical	Horizontal	Pass
6637.000	-38.44	14.93	-13.0	-25.44	229.00	Vertical	Horizontal	Pass
9352.500	-39.27	14.73	-13.0	-26.27	292.00	Vertical	Horizontal	Pass

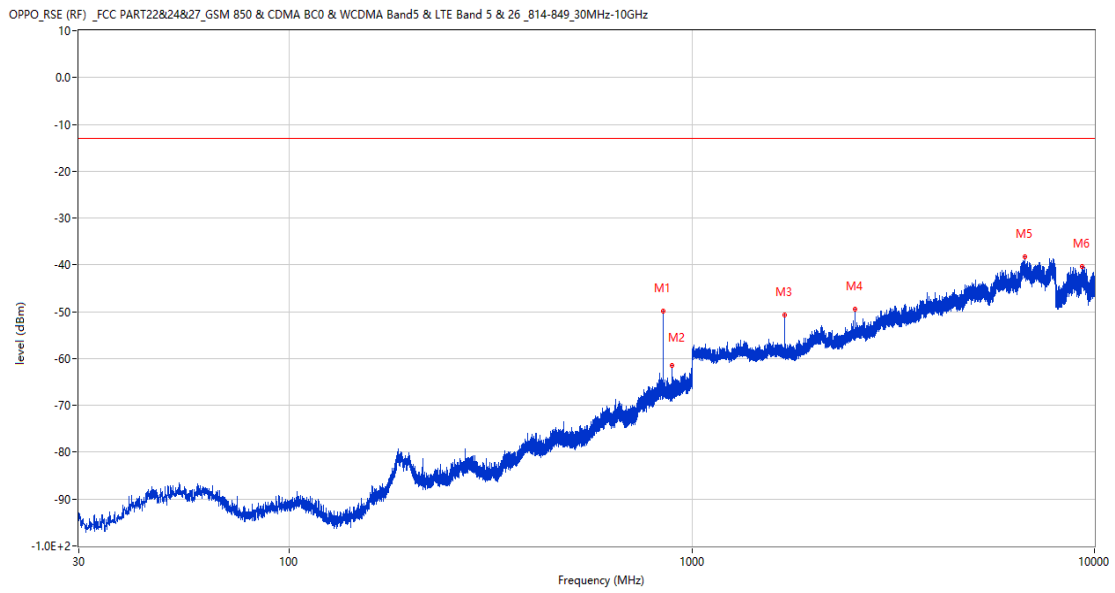
1.3 GSM 850 High Channel

RSE-H&H GSM 850 CH251



Frequency (MHz)	Result (dBm)	Factor (dB)	PK Limit (dBm)	Over Limit (dB)	Table (o)	ANT	EUT	Verdict
848.874	-46.50	4.87	-13.0	-33.50	37.00	Horizontal	Horizontal	N/A
1698.500	-49.34	-4.46	-13.0	-36.34	22.00	Horizontal	Horizontal	Pass
2547.200	-46.03	0.33	-13.0	-33.03	173.00	Horizontal	Horizontal	Pass
3755.000	-46.08	8.27	-13.0	-33.08	253.00	Horizontal	Horizontal	Pass
6710.250	-38.61	15.65	-13.0	-25.61	179.00	Horizontal	Horizontal	Pass
9317.800	-39.94	15.15	-13.0	-26.94	301.00	Horizontal	Horizontal	Pass

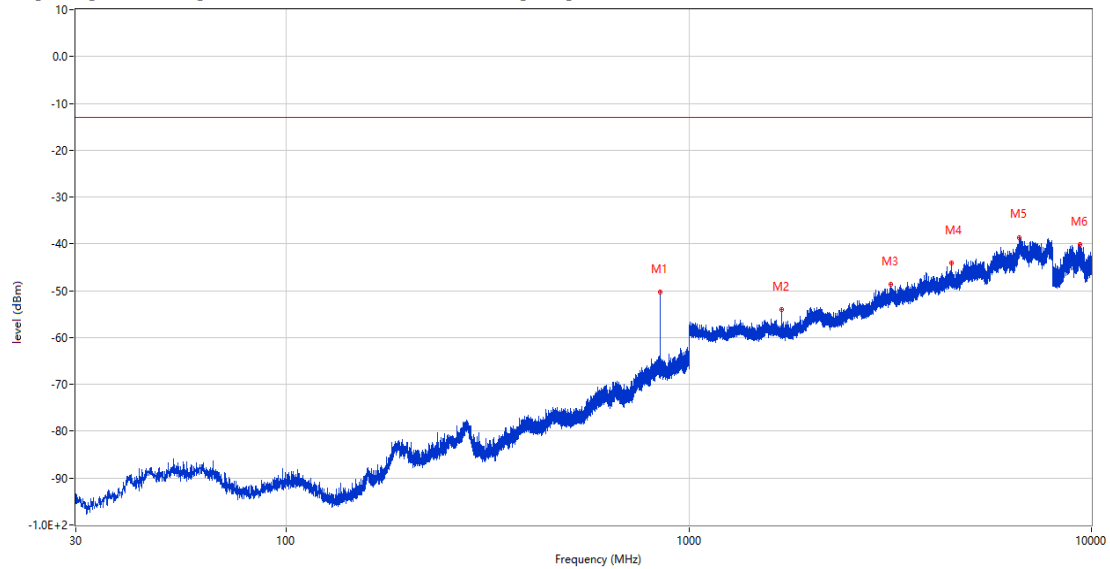
RSE-H&V GSM 850 CH251



Frequency (MHz)	Result (dBm)	Factor (dB)	PK Limit (dBm)	Over Limit (dB)	Table (o)	ANT	EUT	Verdict
848.874	-49.96	4.87	-13.0	-36.96	20.00	Horizontal	Vertical	N/A
893.882	-61.50	4.55	-13.0	-48.50	197.00	Horizontal	Vertical	N/A
1698.600	-50.62	-4.45	-13.0	-37.62	189.00	Horizontal	Vertical	Pass
2547.200	-49.54	0.33	-13.0	-36.54	359.00	Horizontal	Vertical	Pass
6713.000	-38.21	15.70	-13.0	-25.21	0.00	Horizontal	Vertical	Pass
9310.401	-40.44	15.23	-13.0	-27.44	357.00	Horizontal	Vertical	Pass

RSE-V&V GSM 850 CH251

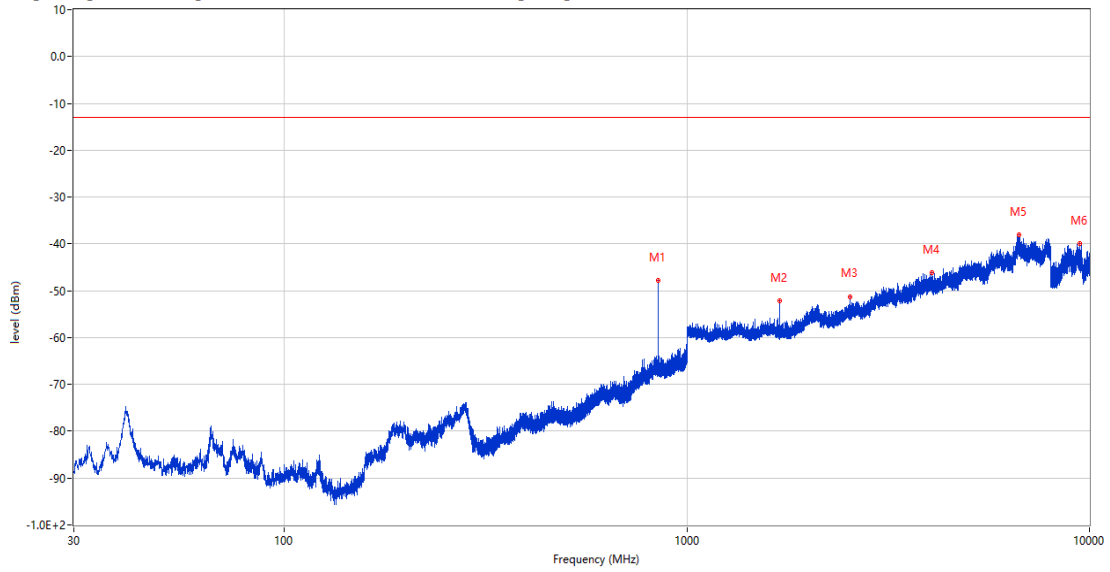
OPPO_RSE (RF) _FCC PART22&24&27_GSM 850 & CDMA BC0 & WCDMA Band5 & LTE Band 5 & 26_814-849_30MHz-10GHz



Frequency (MHz)	Result (dBm)	Factor (dB)	PK Limit (dBm)	Over Limit (dB)	Table (o)	ANT	EUT	Verdict
848.874	-50.26	4.87	-13.0	-37.26	230.00	Vertical	Vertical	N/A
1698.300	-54.06	-4.47	-13.0	-41.06	22.00	Vertical	Vertical	Pass
3172.500	-48.69	5.74	-13.0	-35.69	194.00	Vertical	Vertical	Pass
4489.000	-44.03	9.94	-13.0	-31.03	299.00	Vertical	Vertical	Pass
6630.500	-38.77	14.75	-13.0	-25.77	268.00	Vertical	Vertical	Pass
9349.701	-40.20	14.80	-13.0	-27.20	104.00	Vertical	Vertical	Pass

RSE-V&H GSM 850 CH251

OPPO_RSE (RF) _FCC PART22&24&27_GSM 850 & CDMA BC0 & WCDMA Band5 & LTE Band 5 & 26_814-849_30MHz-10GHz

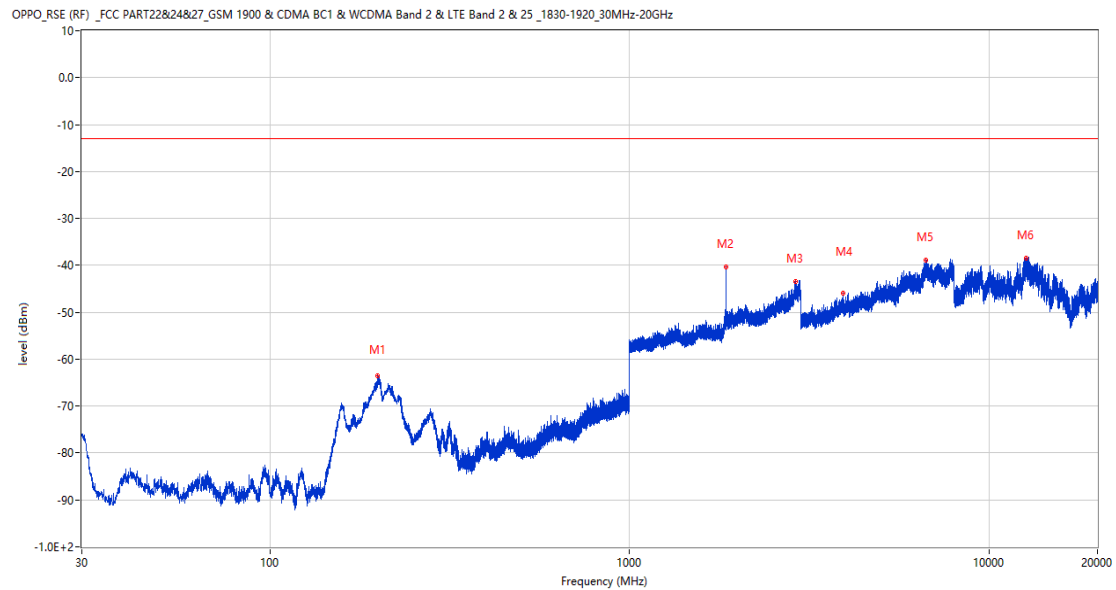


Frequency (MHz)	Result (dBm)	Factor (dB)	PK Limit (dBm)	Over Limit (dB)	Table (o)	ANT	EUT	Verdict
848.874	-47.86	4.87	-13.0	-34.86	208.00	Vertical	Horizontal	N/A
1698.600	-52.09	-4.45	-13.0	-39.09	75.00	Vertical	Horizontal	Pass
2547.500	-51.38	0.24	-13.0	-38.38	334.00	Vertical	Horizontal	Pass
4053.250	-46.23	9.28	-13.0	-33.23	249.00	Vertical	Horizontal	Pass
6668.750	-38.15	14.65	-13.0	-25.15	275.00	Vertical	Horizontal	Pass
9450.800	-40.02	14.20	-13.0	-27.02	261.00	Vertical	Horizontal	Pass

2 GSM 1900

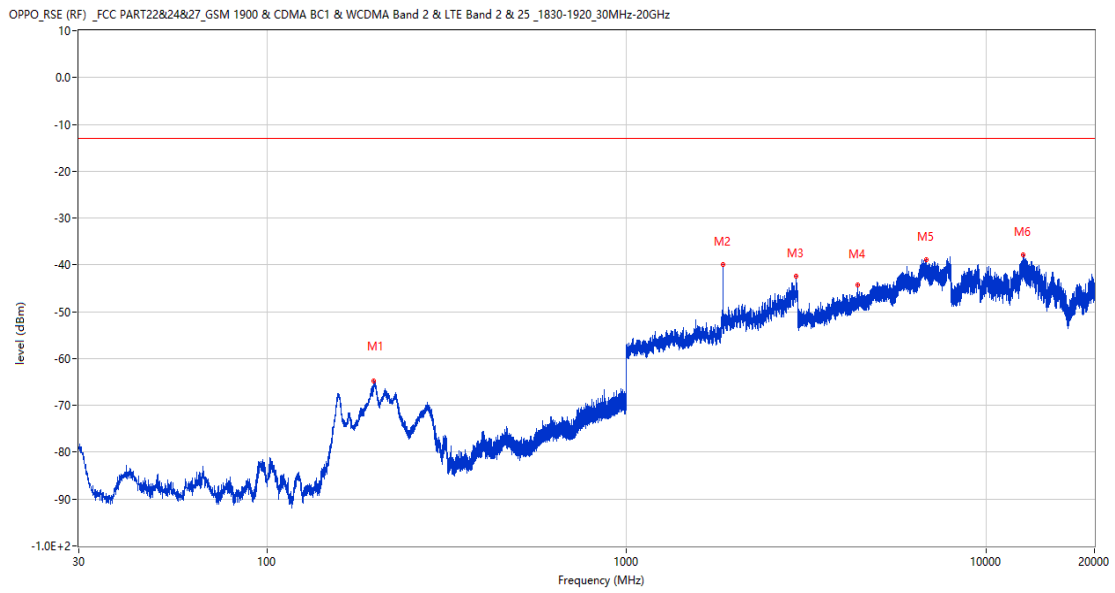
2.1 GSM 1900 Low Channel

RSE-H&H GSM 1900 CH512



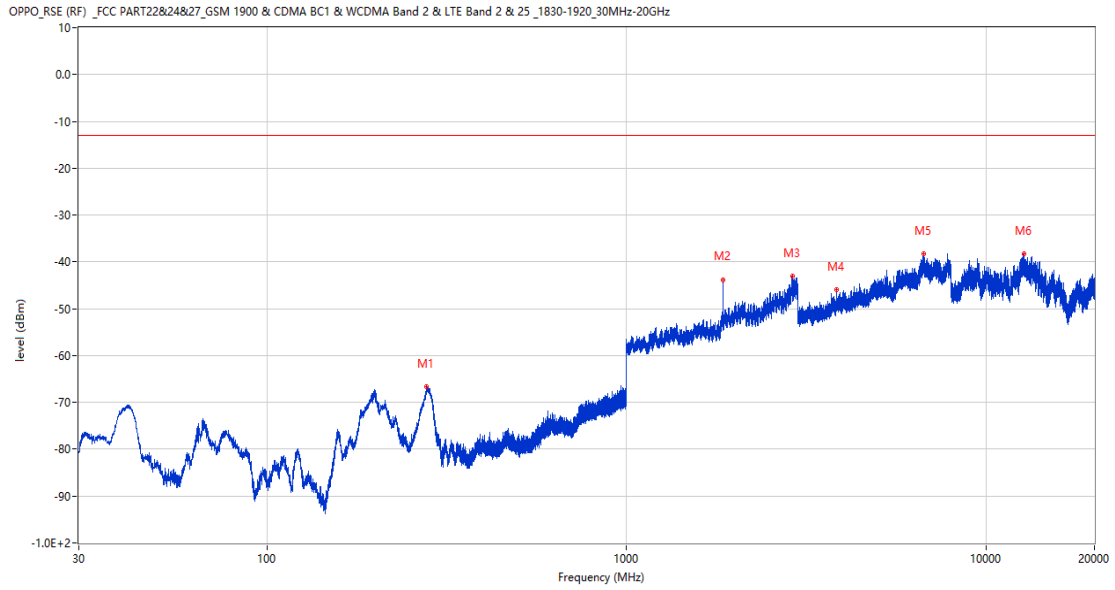
Frequency (MHz)	Result (dBm)	Factor (dB)	PK Limit (dBm)	Over Limit (dB)	Table (o)	ANT	EUT	Verdict
199.459	-63.59	-16.16	-13.0	-50.59	147.00	Horizontal	Horizontal	Pass
1850.800	-40.43	2.44	-13.0	-27.43	351.00	Horizontal	Horizontal	N/A
2887.200	-43.40	11.63	-13.0	-30.40	116.00	Horizontal	Horizontal	Pass
3919.000	-45.94	9.27	-13.0	-32.94	245.00	Horizontal	Horizontal	Pass
6664.250	-38.90	14.69	-13.0	-25.90	330.00	Horizontal	Horizontal	Pass
12657.849	-38.58	15.81	-13.0	-25.58	337.00	Horizontal	Horizontal	Pass

RSE-H&V GSM 1900 CH512



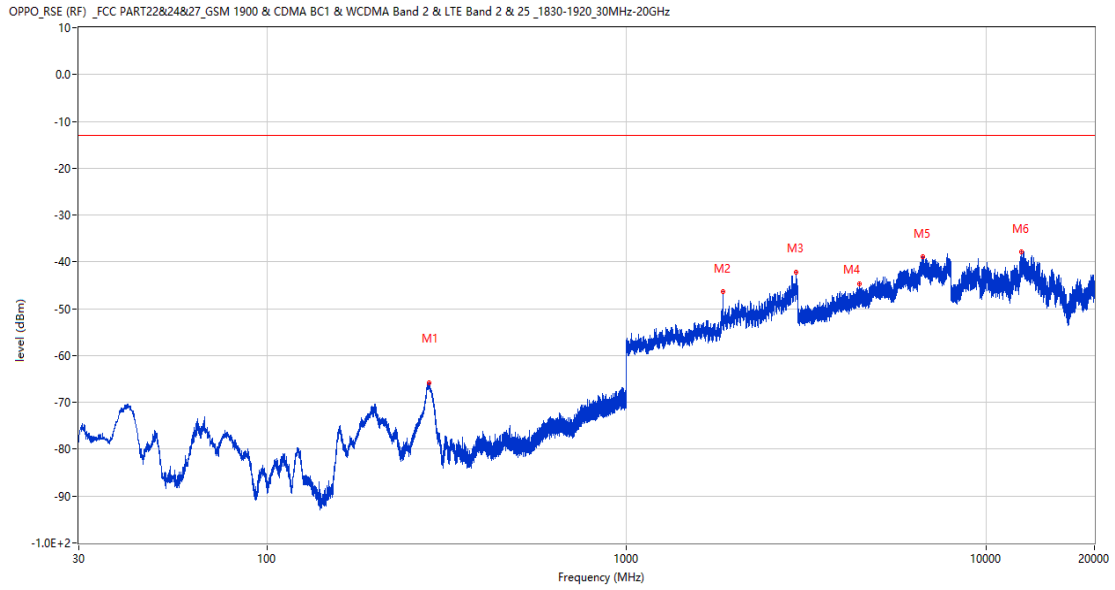
Frequency (MHz)	Result (dBm)	Factor (dB)	PK Limit (dBm)	Over Limit (dB)	Table (o)	ANT	EUT	Verdict
198.538	-64.80	-16.05	-13.0	-51.80	131.00	Horizontal	Vertical	Pass
1850.900	-39.98	2.44	-13.0	-26.98	139.00	Horizontal	Vertical	N/A
2960.700	-42.48	11.65	-13.0	-29.48	290.00	Horizontal	Vertical	Pass
4386.250	-44.28	8.99	-13.0	-31.28	202.00	Horizontal	Vertical	Pass
6813.500	-38.88	14.35	-13.0	-25.88	196.00	Horizontal	Vertical	Pass
12694.187	-37.82	16.44	-13.0	-24.82	85.00	Horizontal	Vertical	Pass

RSE-V&V GSM 1900 CH512



Frequency (MHz)	Result (dBm)	Factor (dB)	PK Limit (dBm)	Over Limit (dB)	Table (o)	ANT	EUT	Verdict
277.981	-66.65	-13.76	-13.0	-53.65	71.00	Vertical	Vertical	Pass
1851.000	-43.86	2.45	-13.0	-30.86	324.00	Vertical	Vertical	N/A
2889.700	-43.07	11.96	-13.0	-30.07	197.00	Vertical	Vertical	Pass
3839.750	-45.99	8.06	-13.0	-32.99	46.00	Vertical	Vertical	Pass
6694.250	-38.22	14.92	-13.0	-25.22	36.00	Vertical	Vertical	Pass
12724.350	-38.22	16.28	-13.0	-25.22	73.00	Vertical	Vertical	Pass

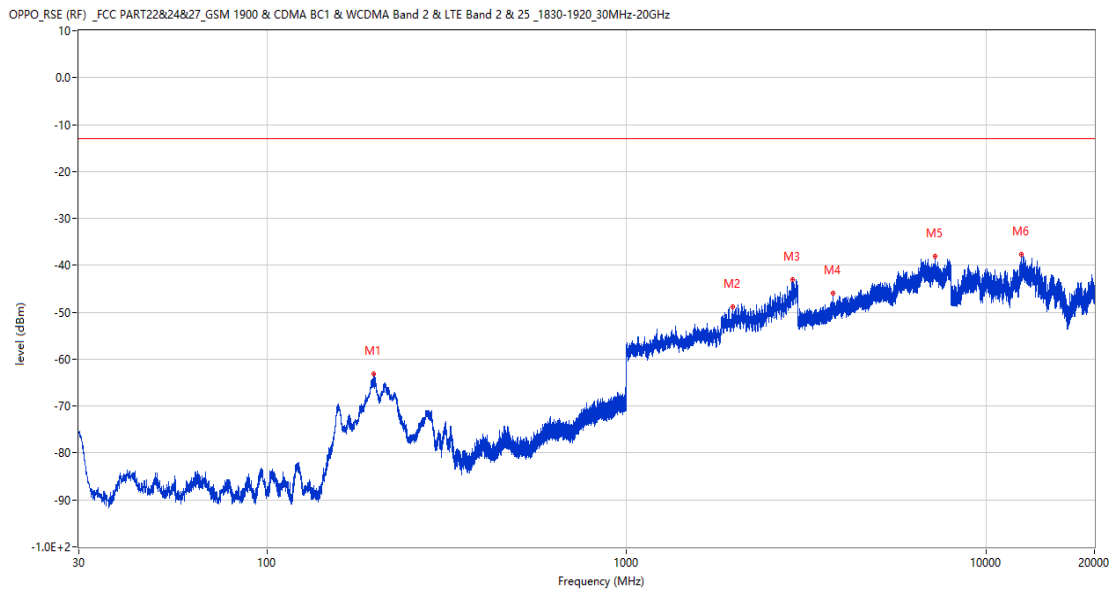
RSE-V&H GSM 1900 CH512



Frequency (MHz)	Result (dBm)	Factor (dB)	PK Limit (dBm)	Over Limit (dB)	Table (o)	ANT	EUT	Verdict
282.830	-65.76	-13.46	-13.0	-52.76	62.00	Vertical	Horizontal	Pass
1851.000	-46.43	2.45	-13.0	-33.43	183.00	Vertical	Horizontal	N/A
2967.900	-42.12	11.90	-13.0	-29.12	196.00	Vertical	Horizontal	Pass
4443.000	-44.66	9.68	-13.0	-31.66	357.00	Vertical	Horizontal	Pass
6664.500	-38.99	14.69	-13.0	-25.99	52.00	Vertical	Horizontal	Pass
12526.750	-37.96	15.11	-13.0	-24.96	90.00	Vertical	Horizontal	Pass

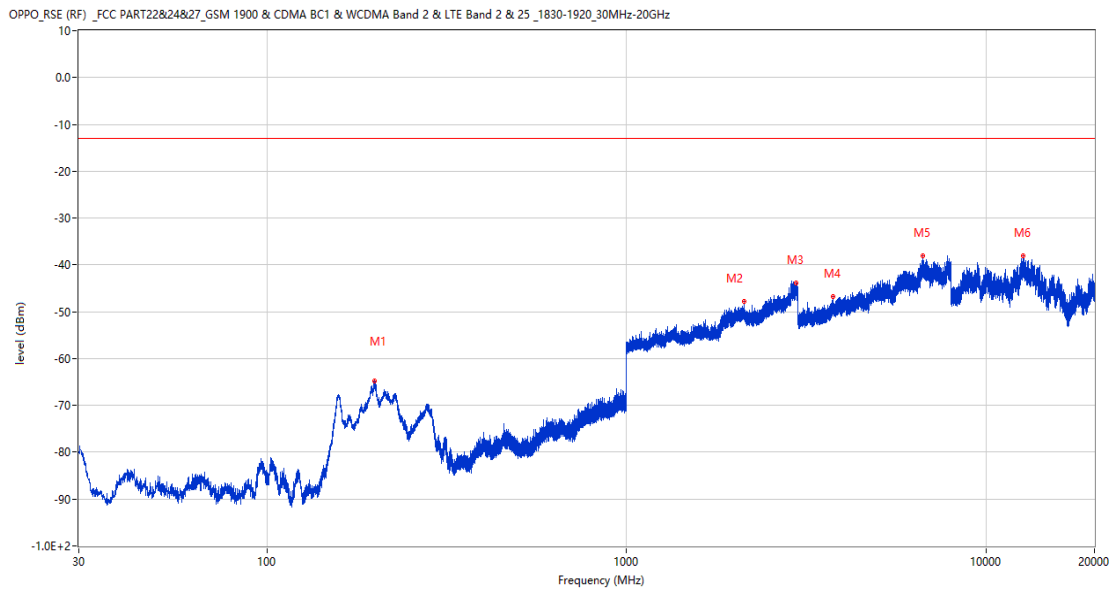
2.2 GSM 1900 Middle Channel

RSE-H&H GSM 1900 CH661



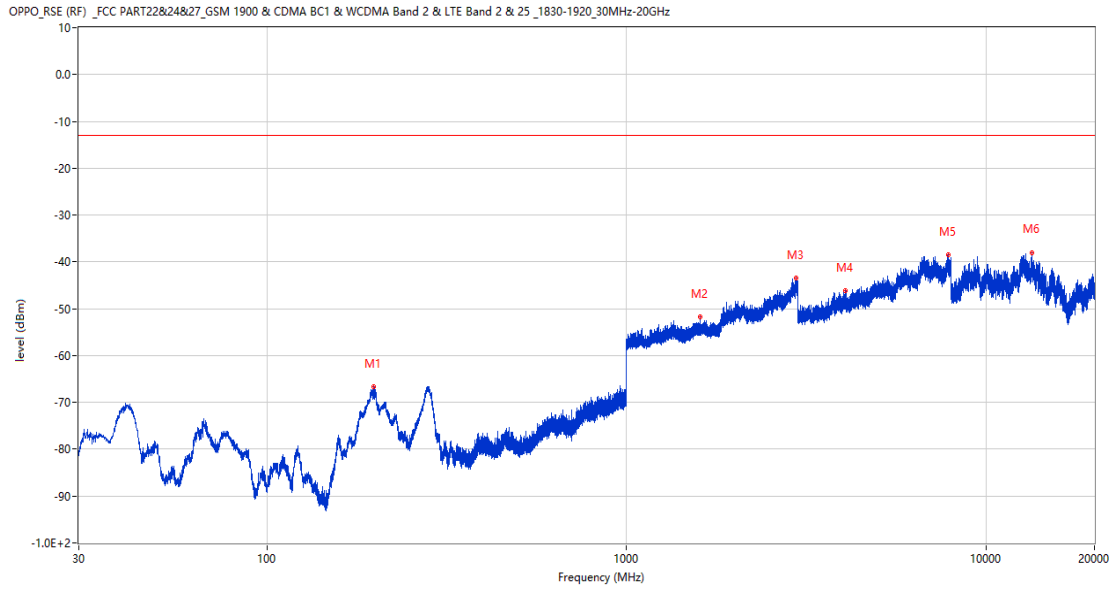
Frequency (MHz)	Result (dBm)	Factor (dB)	PK Limit (dBm)	Over Limit (dB)	Table (o)	ANT	EUT	Verdict
198.635	-63.11	-16.06	-13.0	-50.11	307.00	Horizontal	Horizontal	Pass
1971.200	-48.93	2.91	-13.0	-35.93	353.00	Horizontal	Horizontal	Pass
2890.700	-42.94	12.06	-13.0	-29.94	165.00	Horizontal	Horizontal	Pass
3750.500	-45.99	7.96	-13.0	-32.99	31.00	Horizontal	Horizontal	Pass
7218.000	-38.09	13.96	-13.0	-25.09	122.00	Horizontal	Horizontal	Pass
12504.901	-37.70	15.56	-13.0	-24.70	318.00	Horizontal	Horizontal	Pass

RSE-H&V GSM 1900 CH661



Frequency (MHz)	Result (dBm)	Factor (dB)	PK Limit (dBm)	Over Limit (dB)	Table (o)	ANT	EUT	Verdict
199.314	-64.86	-16.14	-13.0	-51.86	157.00	Horizontal	Vertical	Pass
2121.600	-47.72	4.40	-13.0	-34.72	108.00	Horizontal	Vertical	Pass
2961.300	-43.80	11.68	-13.0	-30.80	171.00	Horizontal	Vertical	Pass
3760.750	-46.82	8.85	-13.0	-33.82	133.00	Horizontal	Vertical	Pass
6658.750	-38.01	14.83	-13.0	-25.01	169.00	Horizontal	Vertical	Pass
12674.237	-37.96	16.09	-13.0	-24.96	74.00	Horizontal	Vertical	Pass

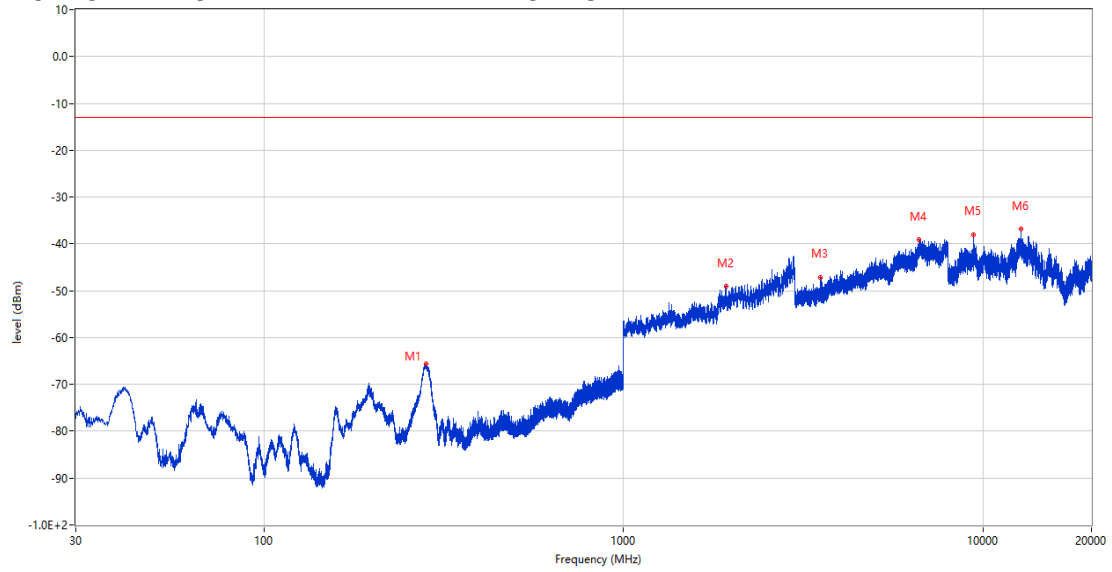
RSE-V&V GSM 1900 CH661



Frequency (MHz)	Result (dBm)	Factor (dB)	PK Limit (dBm)	Over Limit (dB)	Table (o)	ANT	EUT	Verdict
198.586	-66.67	-16.06	-13.0	-53.67	5.00	Vertical	Vertical	Pass
1598.300	-51.65	0.08	-13.0	-38.65	35.00	Vertical	Vertical	Pass
2963.500	-43.47	11.86	-13.0	-30.47	156.00	Vertical	Vertical	Pass
4050.750	-46.07	9.35	-13.0	-33.07	157.00	Vertical	Vertical	Pass
7834.500	-38.51	15.30	-13.0	-25.51	359.00	Vertical	Vertical	Pass
13408.663	-38.12	16.30	-13.0	-25.12	284.00	Vertical	Vertical	Pass

RSE-V&H GSM 1900 CH661

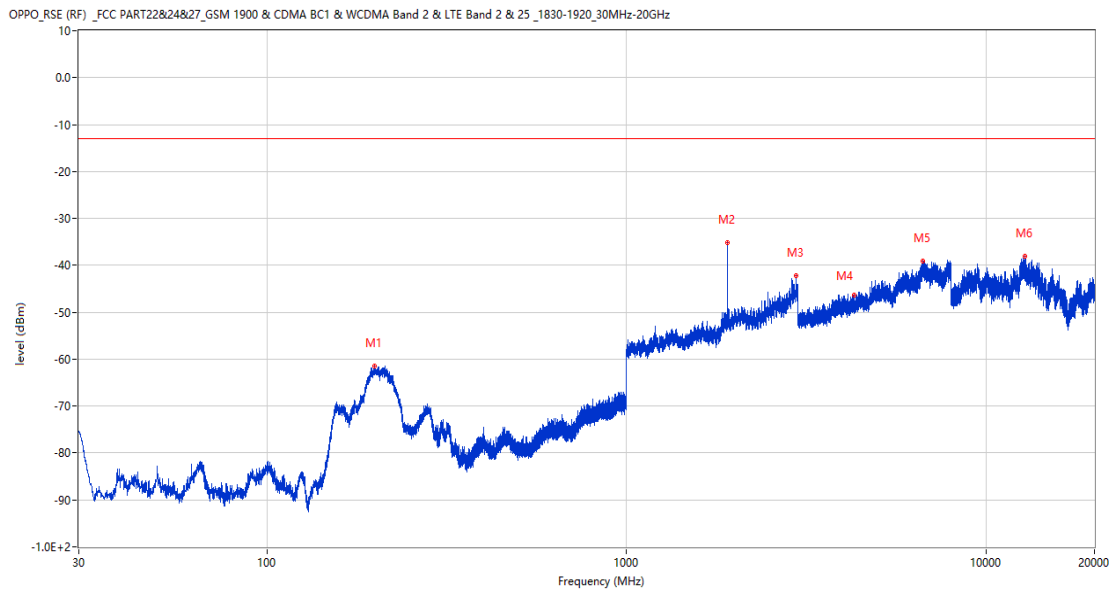
OPPO_RSE (RF) _FCC PART22&24&27_GSM 1900 & CDMA BC1 & WCDMA Band 2 & LTE Band 2 & 25_1830-1920_30MHz-20GHz



Frequency (MHz)	Result (dBm)	Factor (dB)	PK Limit (dBm)	Over Limit (dB)	Table (o)	ANT	EUT	Verdict
281.958	-65.67	-13.46	-13.0	-52.67	39.00	Vertical	Horizontal	Pass
1926.100	-49.02	3.28	-13.0	-36.02	2.00	Vertical	Horizontal	Pass
3536.250	-47.25	6.48	-13.0	-34.25	330.00	Vertical	Horizontal	Pass
6638.250	-39.12	15.01	-13.0	-26.12	238.00	Vertical	Horizontal	Pass
9400.776	-38.05	13.46	-13.0	-25.05	194.00	Vertical	Horizontal	Pass
12715.088	-36.88	16.38	-13.0	-23.88	284.00	Vertical	Horizontal	Pass

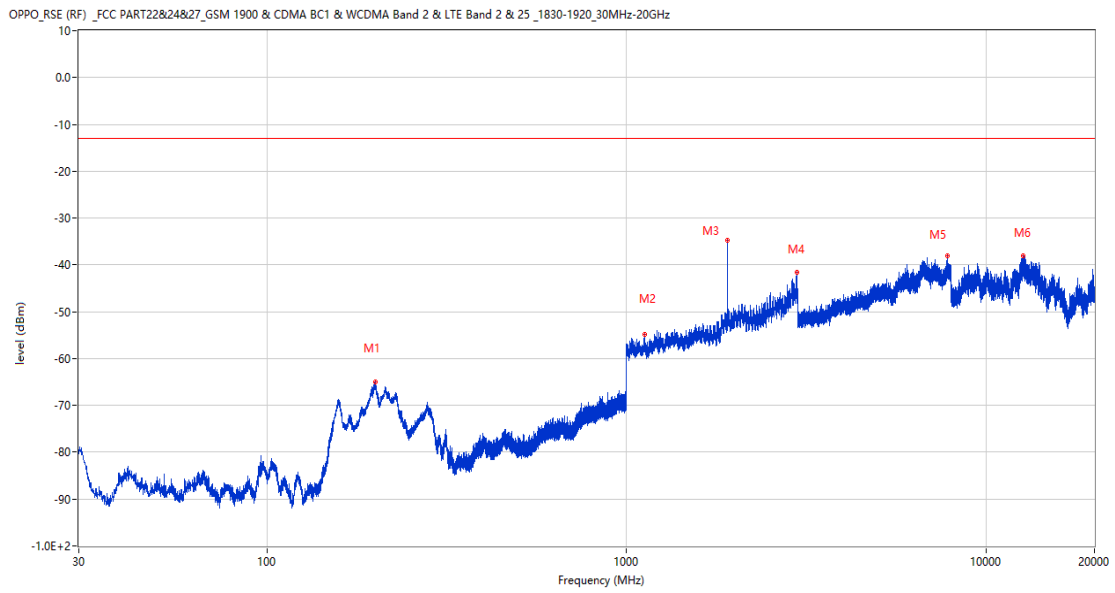
2.3 GSM 1900 High Channel

RSE-H&H GSM 1900 CH810



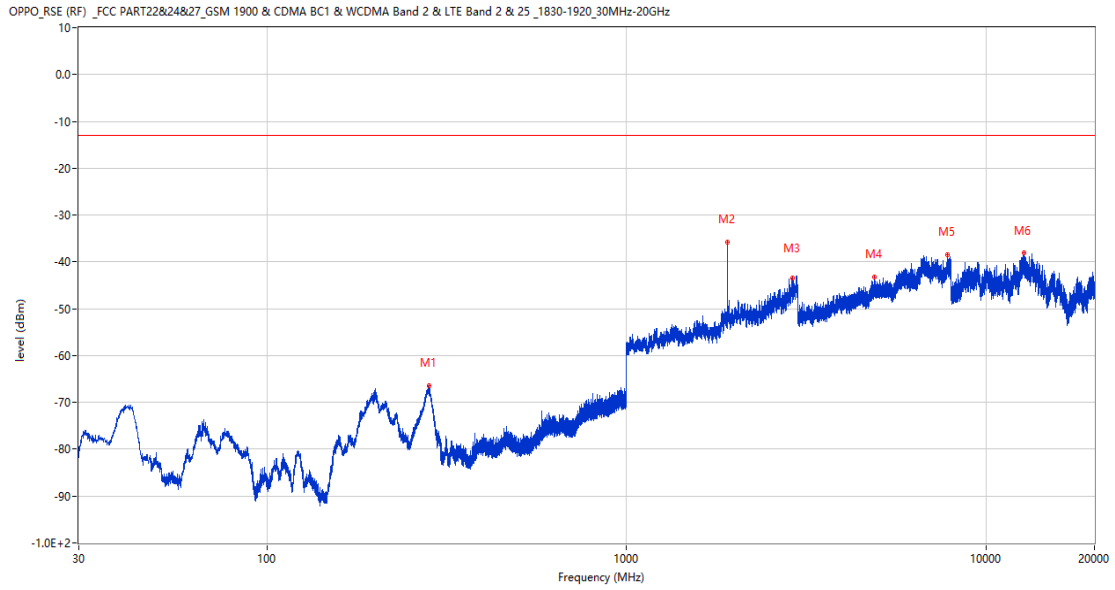
Frequency (MHz)	Result (dBm)	Factor (dB)	PK Limit (dBm)	Over Limit (dB)	Table (o)	ANT	EUT	Verdict
199.653	-61.52	-16.17	-13.0	-48.52	304.00	Horizontal	Horizontal	Pass
1910.600	-35.09	3.14	-13.0	-22.09	8.00	Horizontal	Horizontal	N/A
2969.100	-42.23	11.77	-13.0	-29.23	135.00	Horizontal	Horizontal	Pass
4287.750	-46.38	8.53	-13.0	-33.38	103.00	Horizontal	Horizontal	Pass
6655.250	-39.19	15.01	-13.0	-26.19	15.00	Horizontal	Horizontal	Pass
12805.463	-38.16	15.77	-13.0	-25.16	343.00	Horizontal	Horizontal	Pass

RSE-H&V GSM 1900 CH810



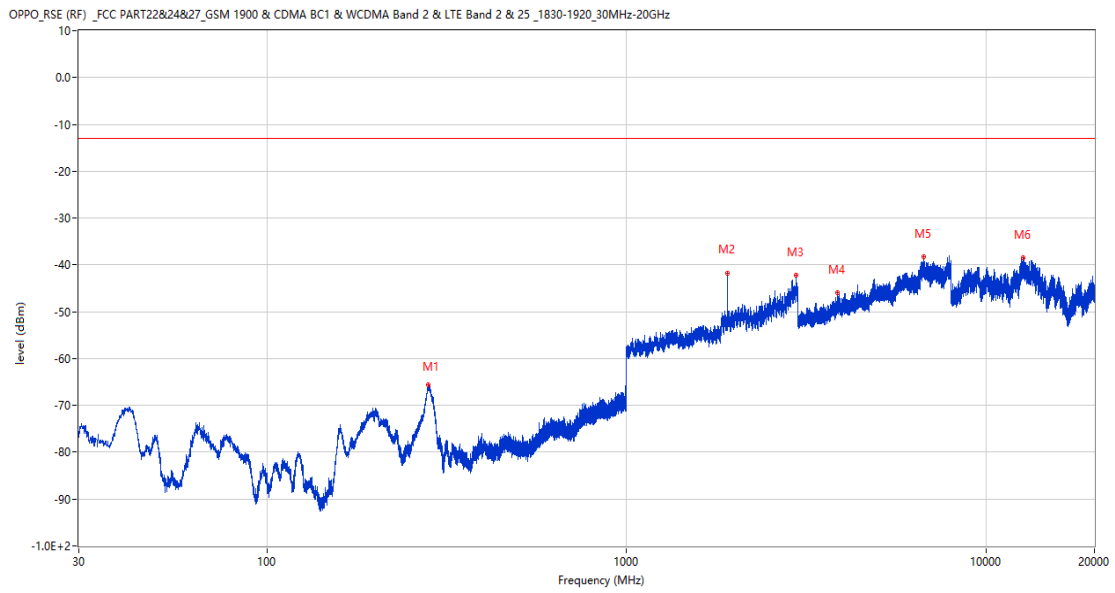
Frequency (MHz)	Result (dBm)	Factor (dB)	PK Limit (dBm)	Over Limit (dB)	Table (o)	ANT	EUT	Verdict
199.944	-64.93	-16.19	-13.0	-51.93	330.00	Horizontal	Vertical	Pass
1122.100	-54.91	-1.52	-13.0	-41.91	360.00	Horizontal	Vertical	N/A
1910.600	-34.73	3.14	-13.0	-21.73	14.00	Horizontal	Vertical	Pass
2969.800	-41.63	11.73	-13.0	-28.63	60.00	Horizontal	Vertical	Pass
7803.250	-38.15	15.98	-13.0	-25.15	258.00	Horizontal	Vertical	Pass
12696.800	-37.96	16.48	-13.0	-24.96	303.00	Horizontal	Vertical	Pass

RSE-V&V GSM 1900 CH810



Frequency (MHz)	Result (dBm)	Factor (dB)	PK Limit (dBm)	Over Limit (dB)	Table (o)	ANT	EUT	Verdict
282.588	-66.41	-13.45	-13.0	-53.41	40.00	Vertical	Vertical	Pass
1910.700	-35.79	3.14	-13.0	-22.79	192.00	Vertical	Vertical	N/A
2888.000	-43.43	11.71	-13.0	-30.43	249.00	Vertical	Vertical	Pass
4881.000	-43.28	10.56	-13.0	-30.28	230.00	Vertical	Vertical	Pass
7807.000	-38.50	16.15	-13.0	-25.50	256.00	Vertical	Vertical	Pass
12710.813	-38.02	16.42	-13.0	-25.02	291.00	Vertical	Vertical	Pass

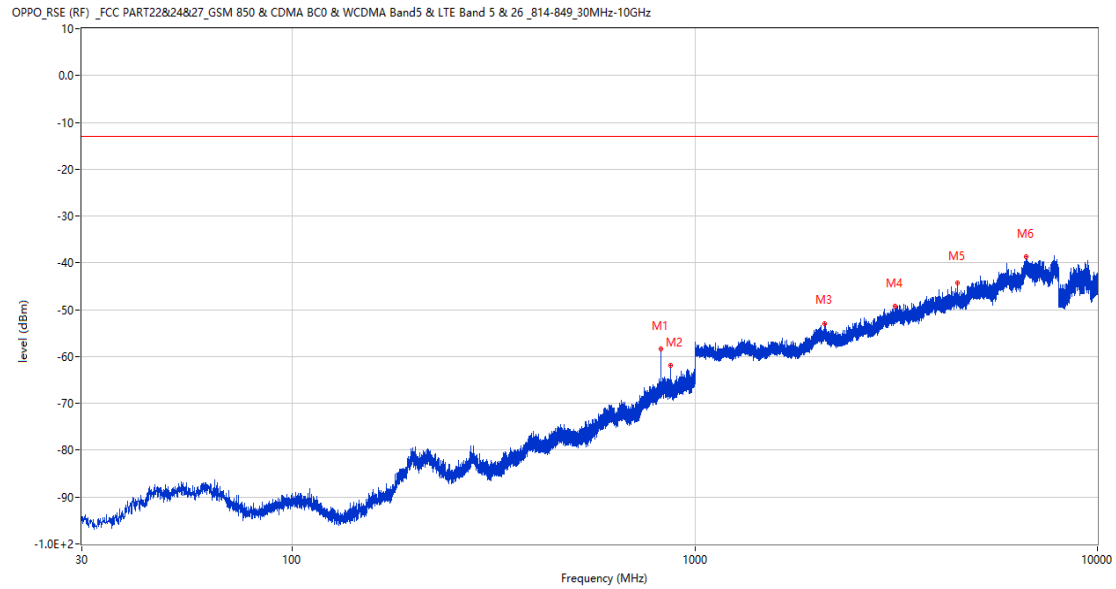
RSE-V&H GSM 1900 CH810



Frequency (MHz)	Result (dBm)	Factor (dB)	PK Limit (dBm)	Over Limit (dB)	Table (o)	ANT	EUT	Verdict
280.793	-65.57	-13.59	-13.0	-52.57	56.00	Vertical	Horizontal	Pass
1910.700	-41.89	3.14	-13.0	-28.89	308.00	Vertical	Horizontal	N/A
2962.700	-42.25	11.80	-13.0	-29.25	62.00	Vertical	Horizontal	Pass
3854.000	-46.01	8.84	-13.0	-33.01	318.00	Vertical	Horizontal	Pass
6714.500	-38.35	15.70	-13.0	-25.35	10.00	Vertical	Horizontal	Pass
12658.088	-38.39	15.81	-13.0	-25.39	301.00	Vertical	Horizontal	Pass

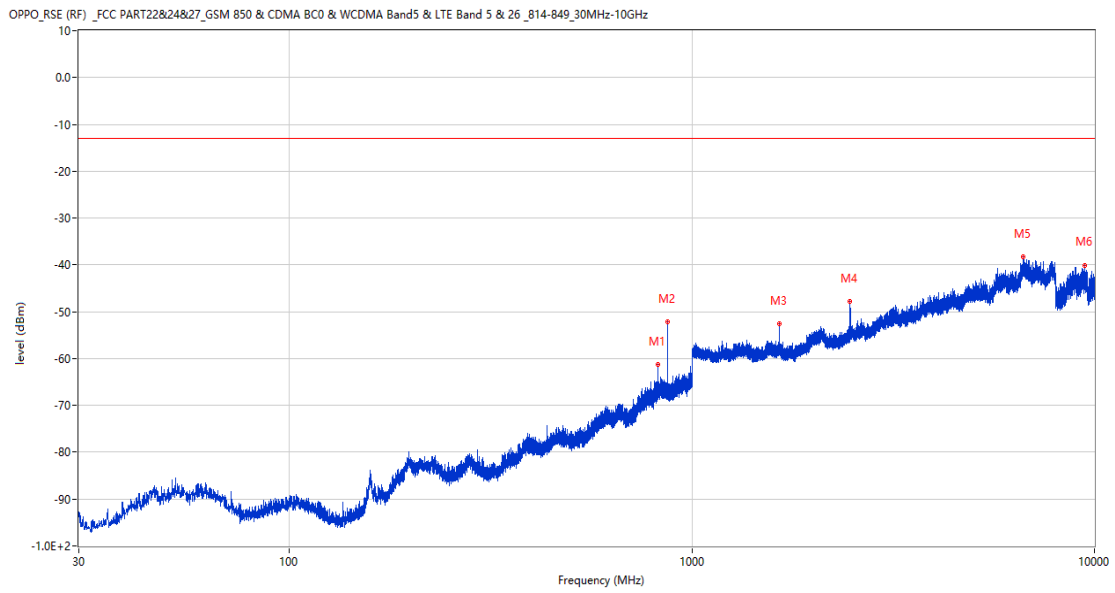
EGPRS
 3 EGPRS 850
 3.1 EGPRS 850 Low Channel

RSE-H&H EGPRS 850 CH128



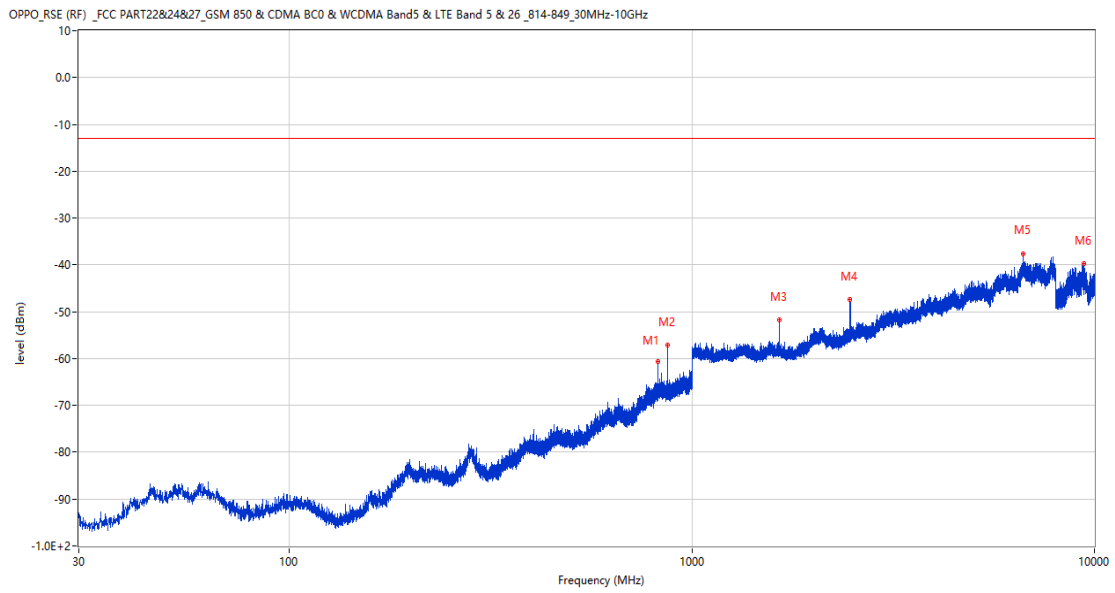
Frequency (MHz)	Result (dBm)	Factor (dB)	PK Limit (dBm)	Over Limit (dB)	Table (o)	ANT	EUT	Verdict
824.284	-58.38	4.28	-13.0	-45.38	126.00	Horizontal	Horizontal	N/A
869.244	-61.89	4.20	-13.0	-48.89	126.00	Horizontal	Horizontal	N/A
2101.400	-52.91	-0.14	-13.0	-39.91	260.00	Horizontal	Horizontal	Pass
3148.500	-49.30	5.84	-13.0	-36.30	159.00	Horizontal	Horizontal	Pass
4493.250	-44.27	9.87	-13.0	-31.27	91.00	Horizontal	Horizontal	Pass
6637.750	-38.71	15.06	-13.0	-25.71	299.00	Horizontal	Horizontal	Pass

RSE-H&V EGPRS 850 CH128



Frequency (MHz)	Result (dBm)	Factor (dB)	PK Limit (dBm)	Over Limit (dB)	Table (o)	ANT	EUT	Verdict
824.284	-61.26	4.28	-13.0	-48.26	251.00	Horizontal	Vertical	N/A
869.196	-52.13	4.19	-13.0	-39.13	192.00	Horizontal	Vertical	N/A
1648.800	-52.54	-4.15	-13.0	-39.54	25.00	Horizontal	Vertical	Pass
2473.100	-47.82	-0.33	-13.0	-34.82	232.00	Horizontal	Vertical	Pass
6657.250	-38.27	14.93	-13.0	-25.27	205.00	Horizontal	Vertical	Pass
9441.200	-40.22	14.08	-13.0	-27.22	256.00	Horizontal	Vertical	Pass

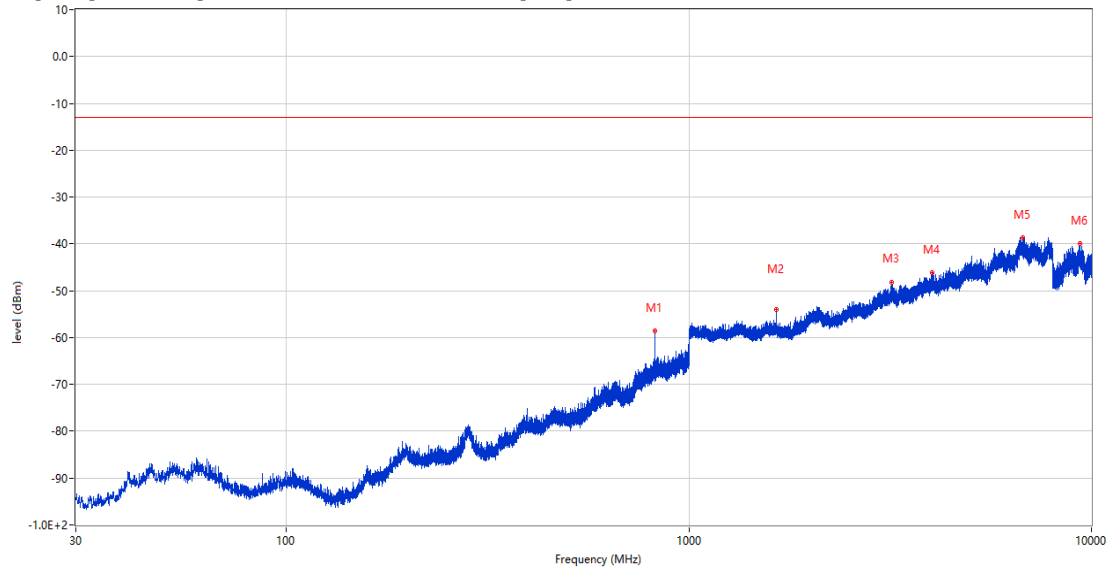
RSE-V&V EGPRS 850 CH128



Frequency (MHz)	Result (dBm)	Factor (dB)	PK Limit (dBm)	Over Limit (dB)	Table (o)	ANT	EUT	Verdict
824.284	-60.67	4.28	-13.0	-47.67	37.00	Vertical	Vertical	N/A
869.147	-57.05	4.19	-13.0	-44.05	37.00	Vertical	Vertical	N/A
1649.200	-51.81	-4.15	-13.0	-38.81	94.00	Vertical	Vertical	Pass
2473.400	-47.48	-0.32	-13.0	-34.48	43.00	Vertical	Vertical	Pass
6652.000	-37.63	15.08	-13.0	-24.63	154.00	Vertical	Vertical	Pass
9433.900	-39.68	13.97	-13.0	-26.68	63.00	Vertical	Vertical	Pass

RSE-V&H EGPRS 850 CH128

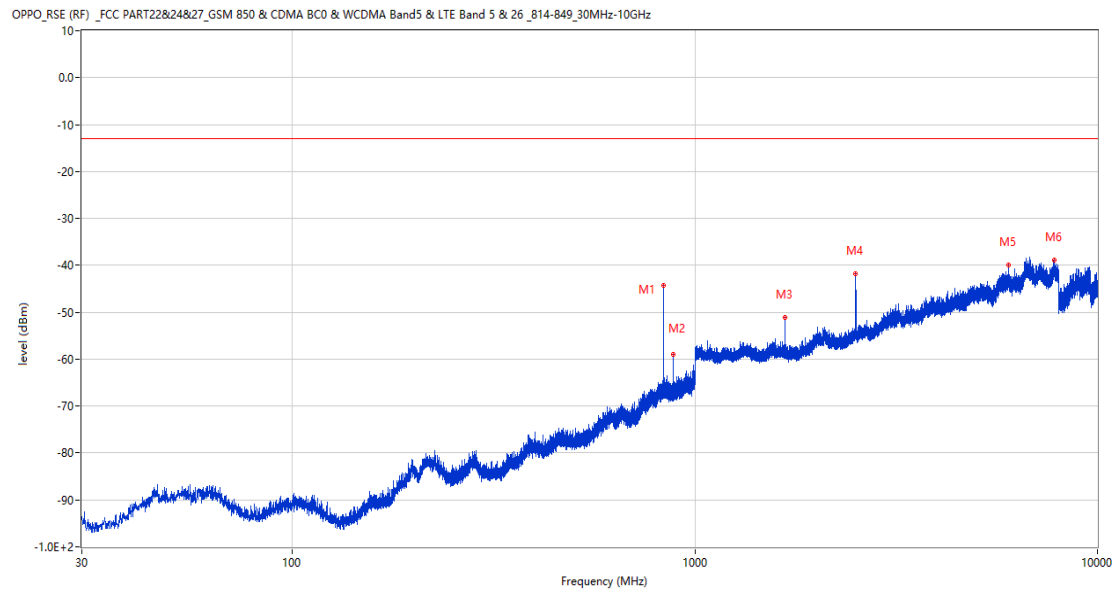
OPPO_RSE (RF) _FCC PART22&24&27_GSM 850 & CDMA BC0 & WCDMA Band5 & LTE Band 5 & 26_814-849_30MHz-10GHz



Frequency (MHz)	Result (dBm)	Factor (dB)	PK Limit (dBm)	Over Limit (dB)	Table (o)	ANT	EUT	Verdict
824.236	-58.50	4.28	-13.0	-45.50	360.00	Vertical	Horizontal	N/A
1648.900	-54.07	-4.15	-13.0	-41.07	101.00	Vertical	Horizontal	Pass
3188.500	-48.23	6.32	-13.0	-35.23	330.00	Vertical	Horizontal	Pass
4022.750	-46.21	9.06	-13.0	-33.21	222.00	Vertical	Horizontal	Pass
6752.000	-38.73	14.47	-13.0	-25.73	49.00	Vertical	Horizontal	Pass
9350.700	-39.85	14.78	-13.0	-26.85	66.00	Vertical	Horizontal	Pass

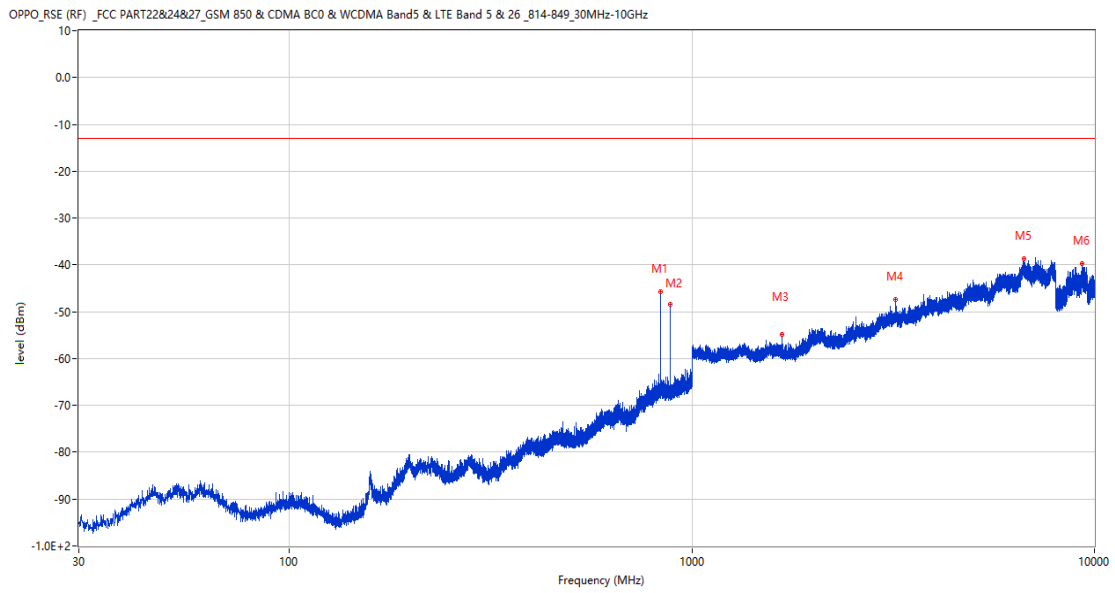
3.2 EGPRS 850 Middle Channel

RSE-H&H EGPRS 850 CH190



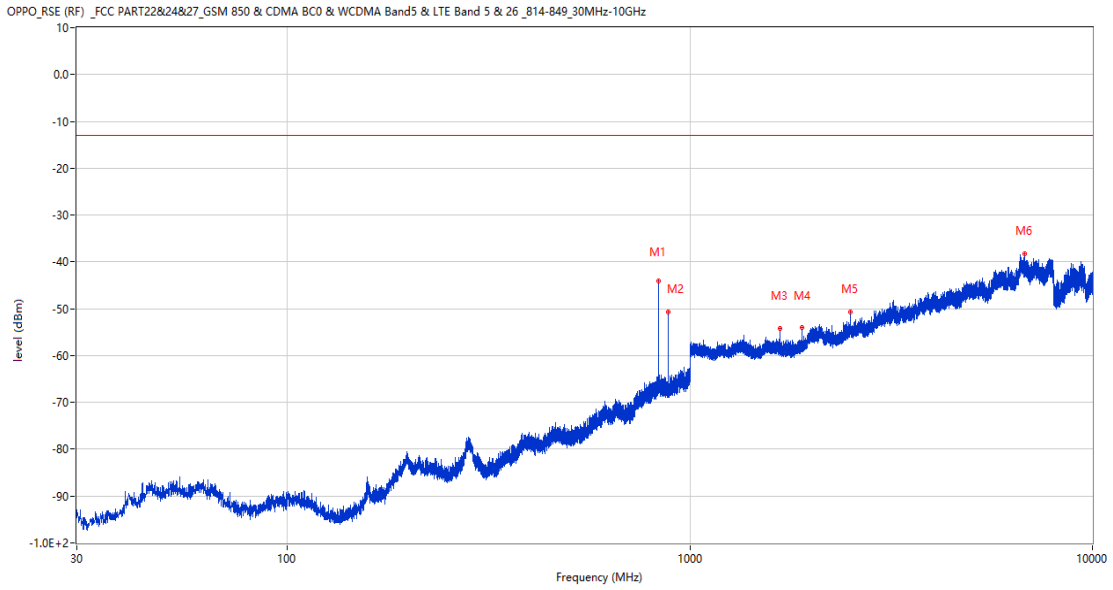
Frequency (MHz)	Result (dBm)	Factor (dB)	PK Limit (dBm)	Over Limit (dB)	Table (o)	ANT	EUT	Verdict
836.604	-44.29	4.78	-13.0	-31.29	332.00	Horizontal	Horizontal	N/A
881.708	-58.98	4.17	-13.0	-45.98	109.00	Horizontal	Horizontal	N/A
1674.200	-51.09	-4.53	-13.0	-38.09	138.00	Horizontal	Horizontal	Pass
2510.700	-41.85	0.62	-13.0	-28.85	185.00	Horizontal	Horizontal	Pass
6020.500	-39.85	13.03	-13.0	-26.85	233.00	Horizontal	Horizontal	Pass
7826.750	-38.87	15.91	-13.0	-25.87	98.00	Horizontal	Horizontal	Pass

RSE-H&V EGPRS 850 CH190



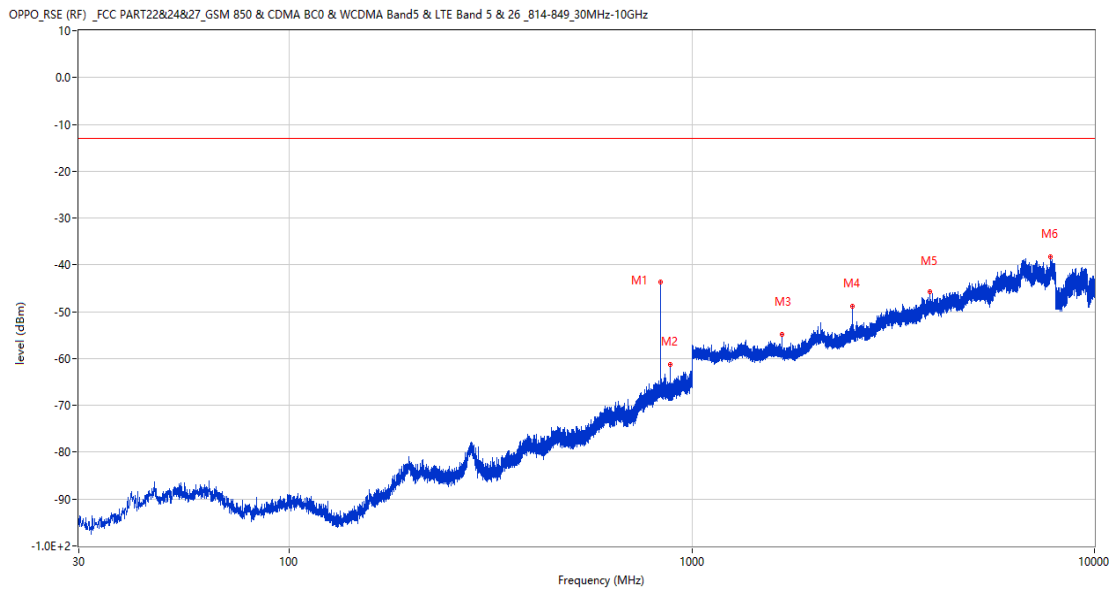
Frequency (MHz)	Result (dBm)	Factor (dB)	PK Limit (dBm)	Over Limit (dB)	Table (o)	ANT	EUT	Verdict
836.555	-45.71	4.77	-13.0	-32.71	250.00	Horizontal	Vertical	N/A
881.612	-48.42	4.17	-13.0	-35.42	27.00	Horizontal	Vertical	N/A
1674.000	-54.89	-4.51	-13.0	-41.89	217.00	Horizontal	Vertical	Pass
3198.000	-47.44	6.22	-13.0	-34.44	209.00	Horizontal	Vertical	Pass
6695.000	-38.65	15.08	-13.0	-25.65	346.00	Horizontal	Vertical	Pass
9339.099	-39.68	14.92	-13.0	-26.68	360.00	Horizontal	Vertical	Pass

RSE-V&V EGPRS 850 CH190



Frequency (MHz)	Result (dBm)	Factor (dB)	PK Limit (dBm)	Over Limit (dB)	Table (o)	ANT	EUT	Verdict
836.652	-43.97	4.78	-13.0	-30.97	61.00	Vertical	Vertical	N/A
881.612	-50.64	4.17	-13.0	-37.64	25.00	Vertical	Vertical	N/A
1673.700	-54.22	-4.48	-13.0	-41.22	55.00	Vertical	Vertical	Pass
1902.700	-53.98	-3.64	-13.0	-40.98	360.00	Vertical	Vertical	Pass
2510.700	-50.71	0.62	-13.0	-37.71	91.00	Vertical	Vertical	Pass
6787.750	-38.35	14.37	-13.0	-25.35	243.00	Vertical	Vertical	Pass

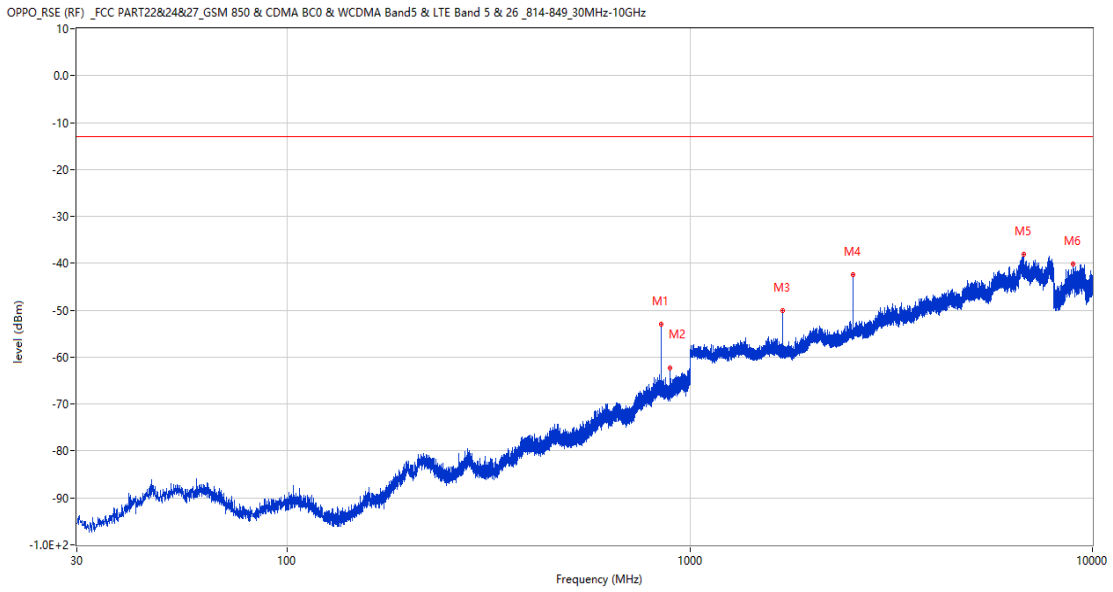
RSE-V&H EGPRS 850 CH190



Frequency (MHz)	Result (dBm)	Factor (dB)	PK Limit (dBm)	Over Limit (dB)	Table (o)	ANT	EUT	Verdict
836.604	-43.56	4.78	-13.0	-30.56	16.00	Vertical	Horizontal	N/A
881.563	-61.20	4.17	-13.0	-48.20	305.00	Vertical	Horizontal	N/A
1673.600	-54.82	-4.46	-13.0	-41.82	268.00	Vertical	Horizontal	Pass
2510.700	-48.93	0.62	-13.0	-35.93	124.00	Vertical	Horizontal	Pass
3899.500	-45.62	9.23	-13.0	-32.62	325.00	Vertical	Horizontal	Pass
7785.750	-38.32	15.50	-13.0	-25.32	39.00	Vertical	Horizontal	Pass

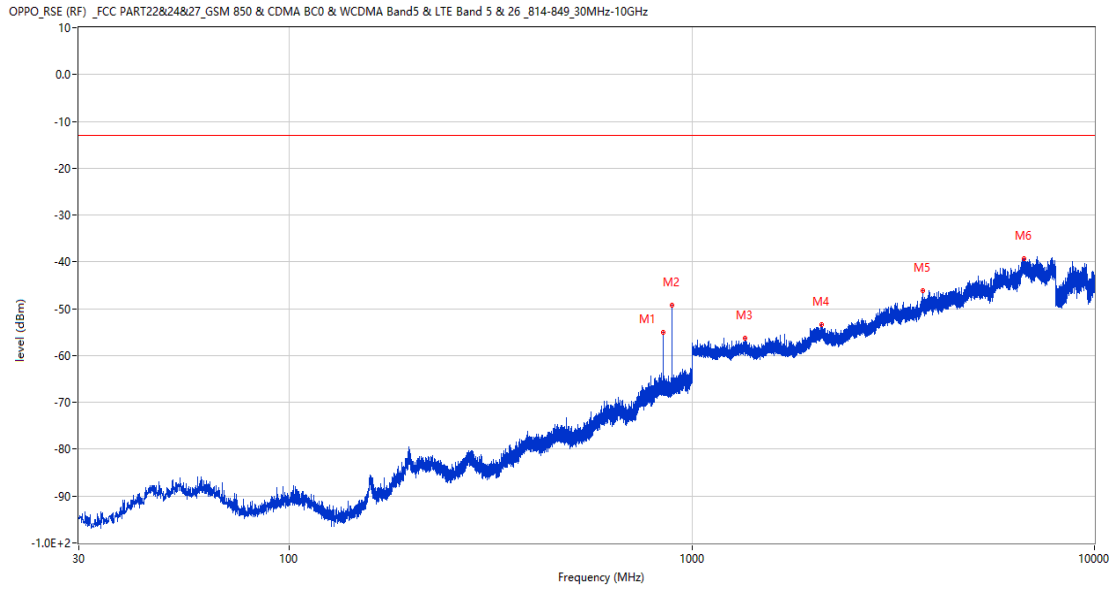
3.3 EGPRS 850 High Channel

RSE-H&H EGPRS 850 CH251



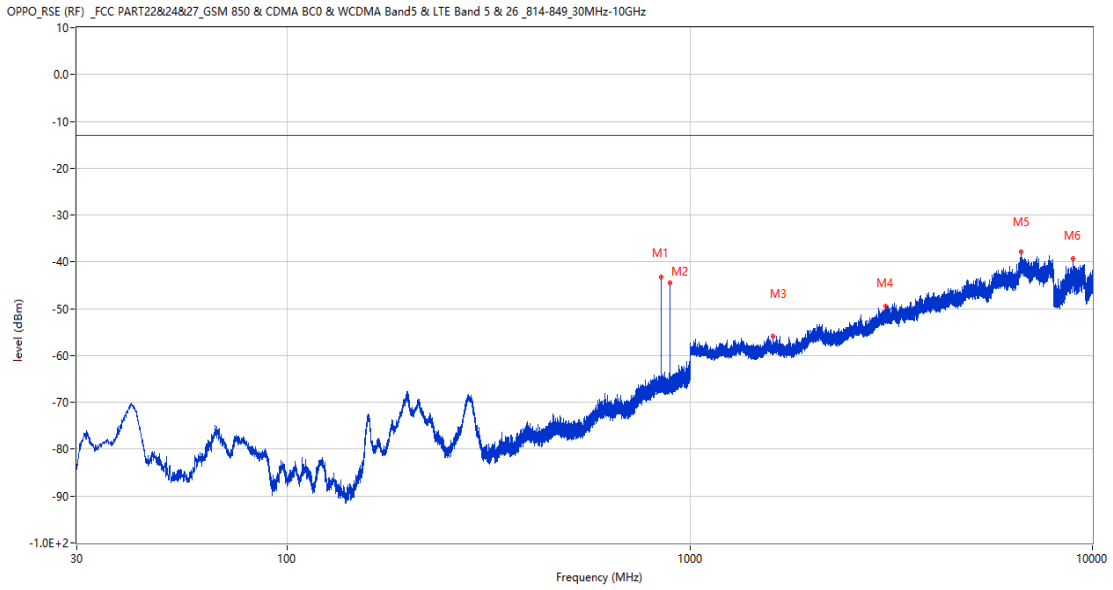
Frequency (MHz)	Result (dBm)	Factor (dB)	PK Limit (dBm)	Over Limit (dB)	Table (o)	ANT	EUT	Verdict
848.825	-53.04	4.87	-13.0	-40.04	225.00	Horizontal	Horizontal	N/A
893.785	-62.38	4.56	-13.0	-49.38	120.00	Horizontal	Horizontal	N/A
1698.300	-50.05	-4.47	-13.0	-37.05	114.00	Horizontal	Horizontal	Pass
2547.100	-42.50	0.36	-13.0	-29.50	129.00	Horizontal	Horizontal	Pass
6738.500	-37.96	15.10	-13.0	-24.96	53.00	Horizontal	Horizontal	Pass
8957.100	-40.17	13.56	-13.0	-27.17	300.00	Horizontal	Horizontal	Pass

RSE-H&V EGPRS 850 CH251



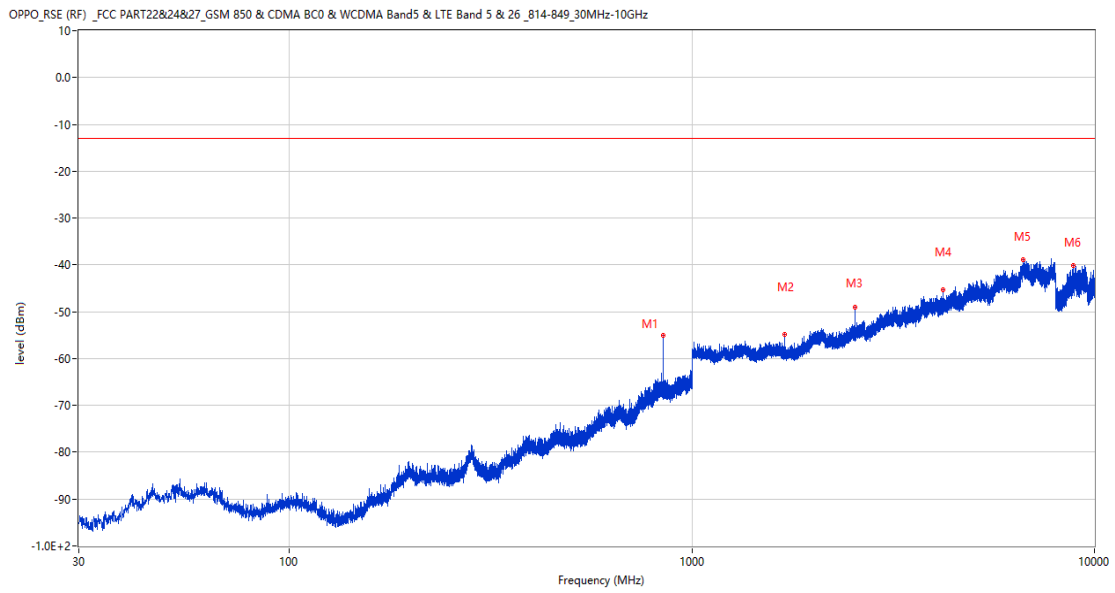
Frequency (MHz)	Result (dBm)	Factor (dB)	PK Limit (dBm)	Over Limit (dB)	Table (o)	ANT	EUT	Verdict
848.874	-54.96	4.87	-13.0	-41.96	257.00	Horizontal	Vertical	N/A
893.833	-49.31	4.56	-13.0	-36.31	16.00	Horizontal	Vertical	N/A
1353.900	-56.25	-3.77	-13.0	-43.25	293.00	Horizontal	Vertical	Pass
2103.700	-53.42	-0.04	-13.0	-40.42	290.00	Horizontal	Vertical	Pass
3739.250	-46.06	7.37	-13.0	-33.06	331.00	Horizontal	Vertical	Pass
6673.000	-39.33	14.60	-13.0	-26.33	194.00	Horizontal	Vertical	Pass

RSE-V&V EGPRS 850 CH251



Frequency (MHz)	Result (dBm)	Factor (dB)	PK Limit (dBm)	Over Limit (dB)	Table (o)	ANT	EUT	Verdict
848.825	-43.16	4.87	-13.0	-30.16	26.00	Vertical	Vertical	N/A
893.833	-44.49	4.56	-13.0	-31.49	31.00	Vertical	Vertical	N/A
1606.000	-55.95	-3.85	-13.0	-42.95	68.00	Vertical	Vertical	Pass
3068.750	-49.37	5.49	-13.0	-36.37	106.00	Vertical	Vertical	Pass
6640.000	-37.85	15.07	-13.0	-24.85	1.00	Vertical	Vertical	Pass
8951.599	-39.39	13.56	-13.0	-26.39	251.00	Vertical	Vertical	Pass

RSE-V&H EGPRS 850 CH251

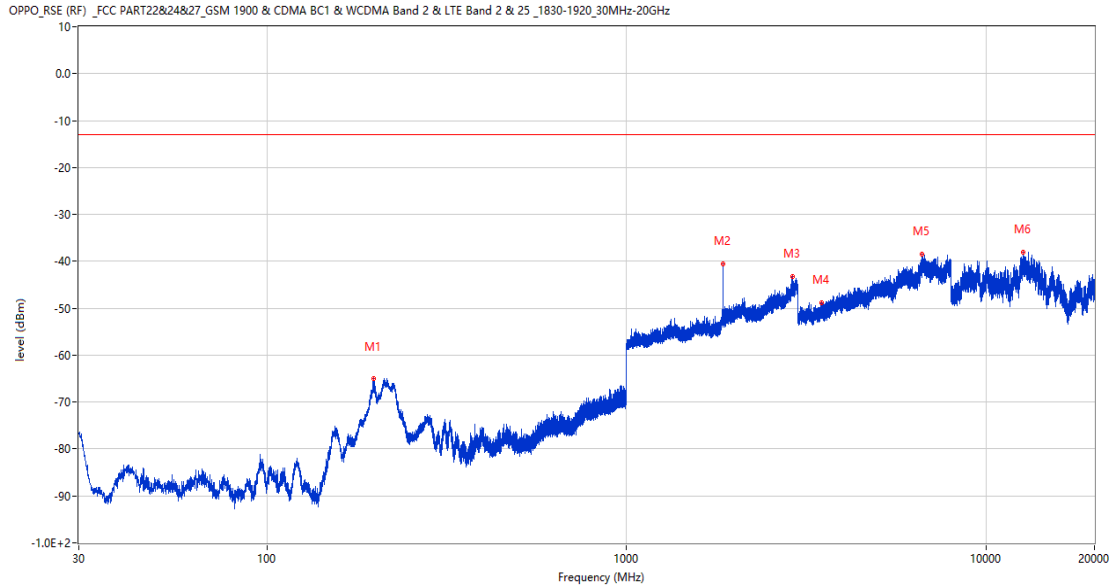


Frequency (MHz)	Result (dBm)	Factor (dB)	PK Limit (dBm)	Over Limit (dB)	Table (o)	ANT	EUT	Verdict
848.825	-55.07	4.87	-13.0	-42.07	18.00	Vertical	Horizontal	N/A
1698.100	-54.89	-4.48	-13.0	-41.89	16.00	Vertical	Horizontal	Pass
2547.100	-48.96	0.36	-13.0	-35.96	2.00	Vertical	Horizontal	Pass
4213.250	-45.37	8.57	-13.0	-32.37	284.00	Vertical	Horizontal	Pass
6648.500	-38.95	15.17	-13.0	-25.95	315.00	Vertical	Horizontal	Pass
8869.500	-40.22	14.53	-13.0	-27.22	17.00	Vertical	Horizontal	Pass

4 EGPRS 1900

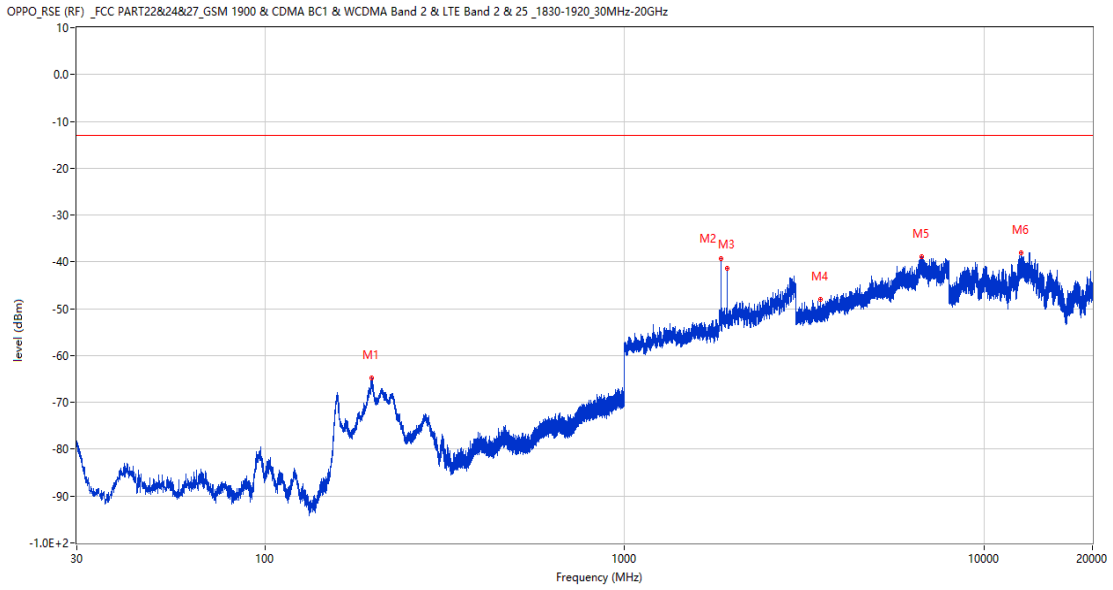
4.1 EGPRS 1900 Low Channel

RSE-H&H EGPRS 1900 CH512



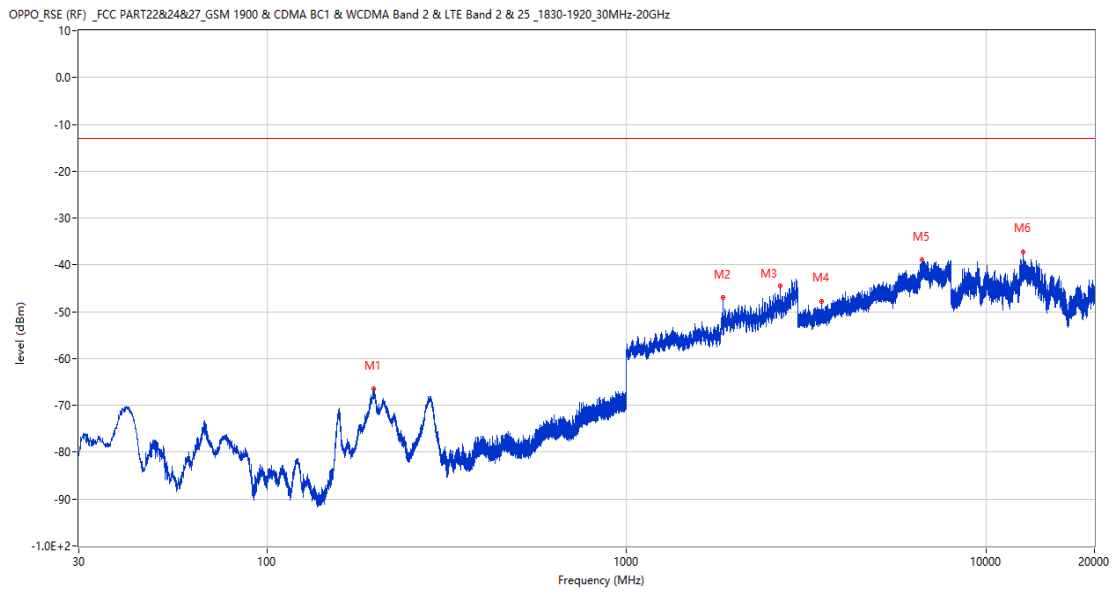
Frequency (MHz)	Result (dBm)	Factor (dB)	PK Limit (dBm)	Over Limit (dB)	Table (o)	ANT	EUT	Verdict
198.586	-64.99	-16.06	-13.0	-51.99	324.00	Horizontal	Horizontal	Pass
1850.800	-40.57	2.44	-13.0	-27.57	5.00	Horizontal	Horizontal	N/A
2889.800	-43.25	11.98	-13.0	-30.25	0.00	Horizontal	Horizontal	Pass
3481.250	-48.84	6.84	-13.0	-35.84	109.00	Horizontal	Horizontal	Pass
6644.750	-38.57	15.12	-13.0	-25.57	158.00	Horizontal	Horizontal	Pass
12699.175	-38.16	16.53	-13.0	-25.16	343.00	Horizontal	Horizontal	Pass

RSE-H&V EGPRS 1900 CH512



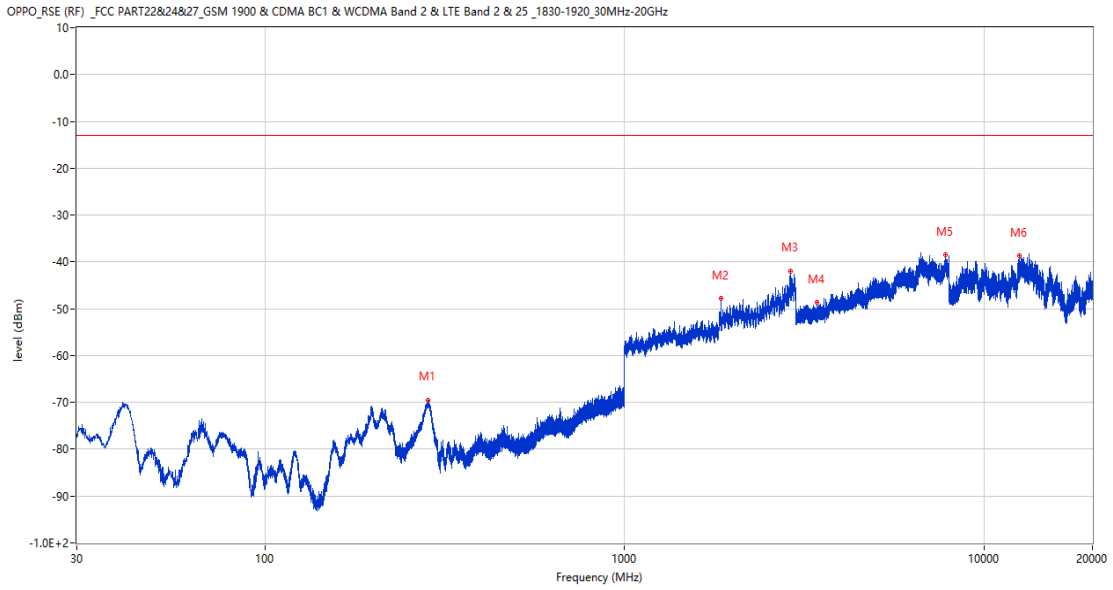
Frequency (MHz)	Result (dBm)	Factor (dB)	PK Limit (dBm)	Over Limit (dB)	Table (o)	ANT	EUT	Verdict
198.441	-64.82	-16.03	-13.0	-51.82	310.00	Horizontal	Vertical	Pass
1851.000	-39.29	2.45	-13.0	-26.29	155.00	Horizontal	Vertical	N/A
1931.000	-41.29	3.33	-13.0	-28.29	155.00	Horizontal	Vertical	N/A
3505.000	-47.92	6.75	-13.0	-34.92	315.00	Horizontal	Vertical	Pass
6687.000	-38.90	14.52	-13.0	-25.90	341.00	Horizontal	Vertical	Pass
12700.363	-37.98	16.54	-13.0	-24.98	17.00	Horizontal	Vertical	Pass

RSE-V&V EGPRS 1900 CH512



Frequency (MHz)	Result (dBm)	Factor (dB)	PK Limit (dBm)	Over Limit (dB)	Table (o)	ANT	EUT	Verdict
198.198	-66.41	-16.00	-13.0	-53.41	0.00	Vertical	Vertical	Pass
1850.600	-46.90	2.44	-13.0	-33.90	154.00	Vertical	Vertical	N/A
2670.400	-44.48	7.84	-13.0	-31.48	225.00	Vertical	Vertical	Pass
3494.750	-47.86	6.67	-13.0	-34.86	74.00	Vertical	Vertical	Pass
6633.500	-38.96	14.92	-13.0	-25.96	42.00	Vertical	Vertical	Pass
12704.874	-37.25	16.49	-13.0	-24.25	18.00	Vertical	Vertical	Pass

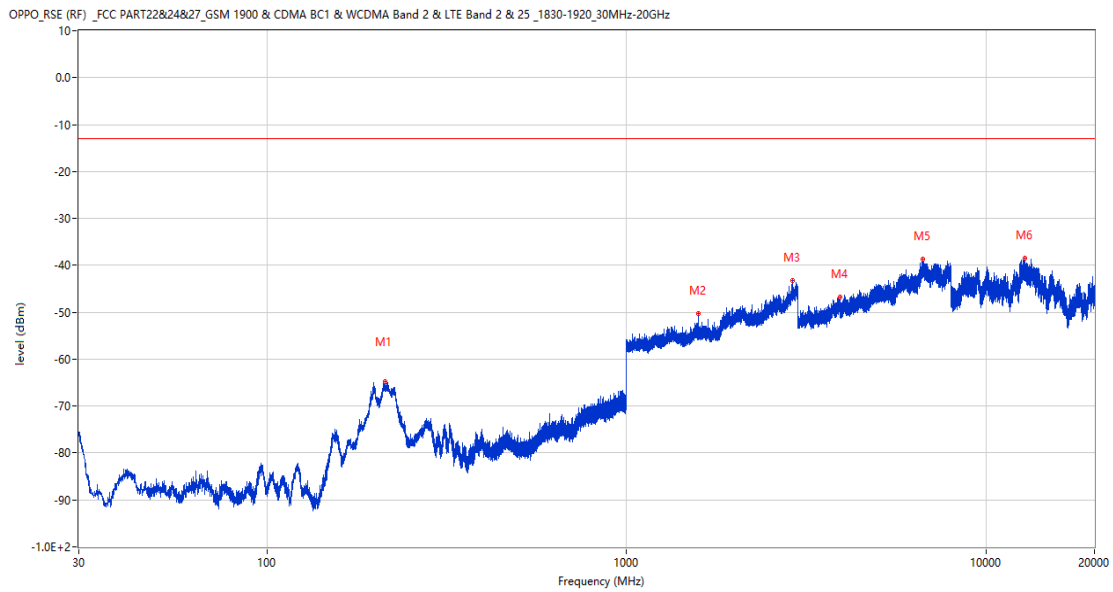
RSE-V&H EGPRS 1900 CH512



Frequency (MHz)	Result (dBm)	Factor (dB)	PK Limit (dBm)	Over Limit (dB)	Table (o)	ANT	EUT	Verdict
284.916	-69.46	-13.52	-13.0	-56.46	352.00	Vertical	Horizontal	Pass
1851.000	-47.86	2.45	-13.0	-34.86	347.00	Vertical	Horizontal	N/A
2889.600	-42.08	11.94	-13.0	-29.08	360.00	Vertical	Horizontal	Pass
3431.250	-48.67	6.19	-13.0	-35.67	203.00	Vertical	Horizontal	Pass
7797.500	-38.43	15.81	-13.0	-25.43	34.00	Vertical	Horizontal	Pass
12509.412	-38.74	15.47	-13.0	-25.74	336.00	Vertical	Horizontal	Pass

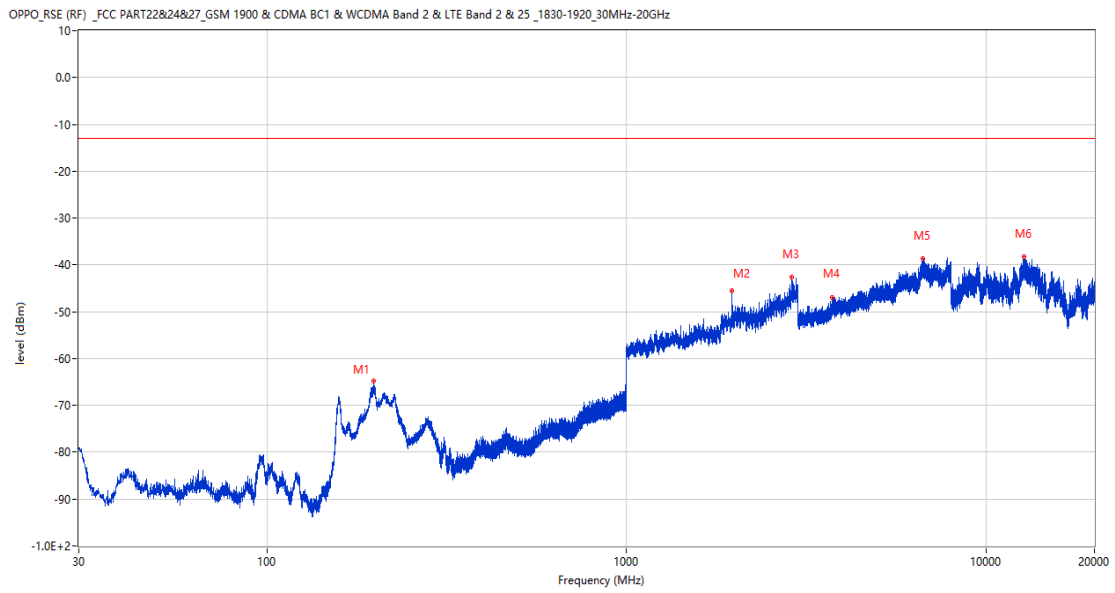
4.2 EGPRS 1900 Middle Channel

RSE-H&H EGPRS 1900 CH661



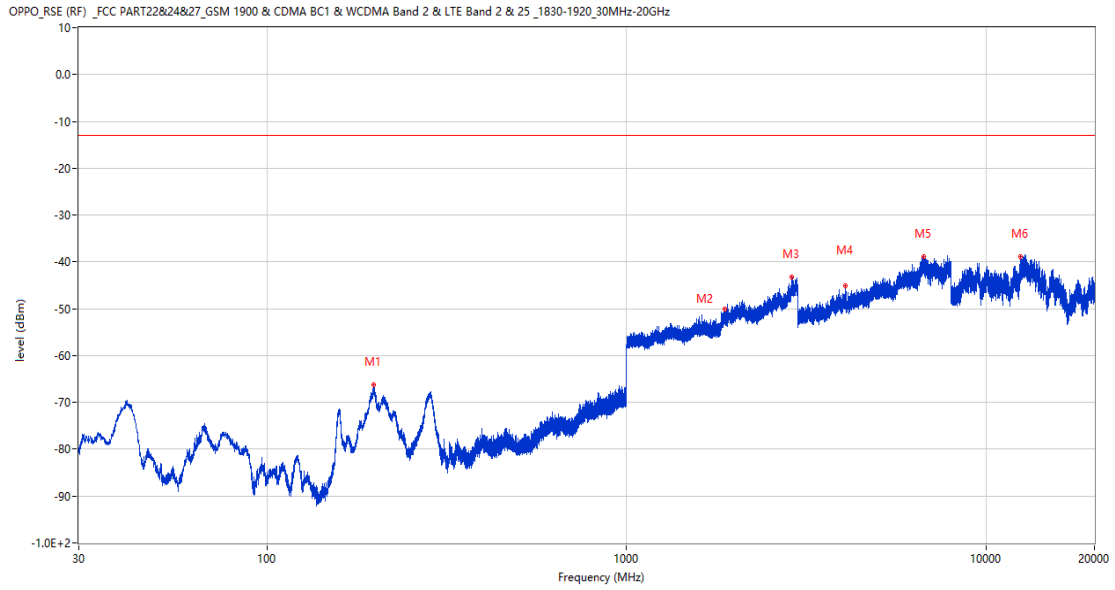
Frequency (MHz)	Result (dBm)	Factor (dB)	PK Limit (dBm)	Over Limit (dB)	Table (o)	ANT	EUT	Verdict
213.087	-64.76	-16.61	-13.0	-51.76	326.00	Horizontal	Horizontal	Pass
1588.000	-50.38	0.05	-13.0	-37.38	20.00	Horizontal	Horizontal	Pass
2891.400	-43.32	12.07	-13.0	-30.32	151.00	Horizontal	Horizontal	Pass
3915.750	-46.80	9.20	-13.0	-33.80	182.00	Horizontal	Horizontal	Pass
6673.250	-38.66	14.59	-13.0	-25.66	309.00	Horizontal	Horizontal	Pass
12837.724	-38.45	15.45	-13.0	-25.45	303.00	Horizontal	Horizontal	Pass

RSE-H&V EGPRS 1900 CH661



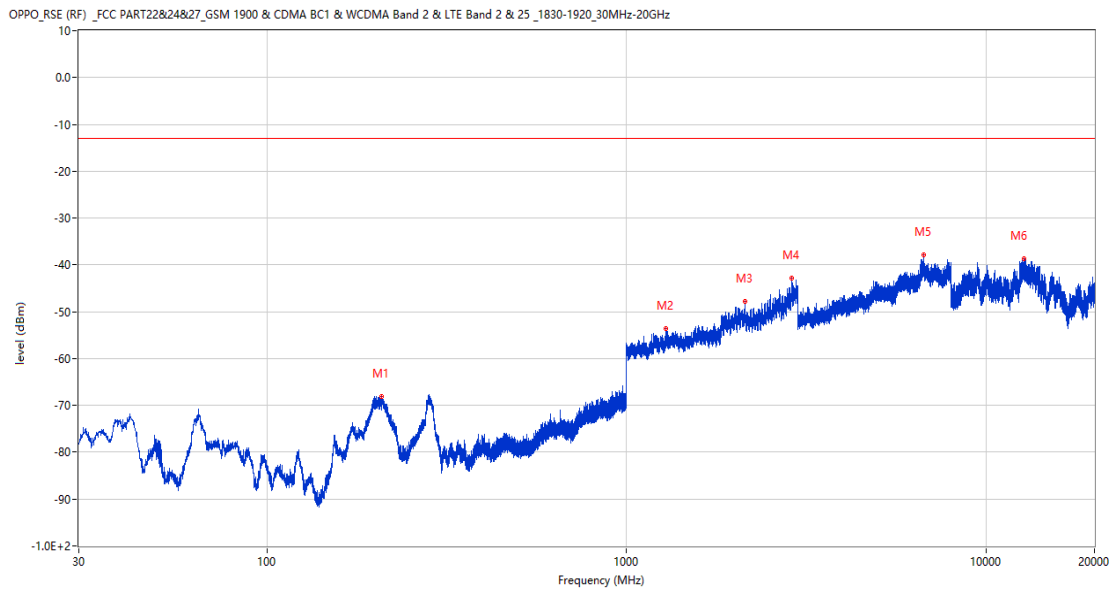
Frequency (MHz)	Result (dBm)	Factor (dB)	PK Limit (dBm)	Over Limit (dB)	Table (o)	ANT	EUT	Verdict
198.586	-64.88	-16.06	-13.0	-51.88	316.00	Horizontal	Vertical	Pass
1961.000	-45.58	2.81	-13.0	-32.58	143.00	Horizontal	Vertical	N/A
2885.000	-42.70	11.07	-13.0	-29.70	338.00	Horizontal	Vertical	Pass
3739.000	-47.02	7.37	-13.0	-34.02	198.00	Horizontal	Vertical	Pass
6653.750	-38.76	15.02	-13.0	-25.76	203.00	Horizontal	Vertical	Pass
12707.963	-38.35	16.45	-13.0	-25.35	228.00	Horizontal	Vertical	Pass

RSE-V&V EGPRS 1900 CH661



Frequency (MHz)	Result (dBm)	Factor (dB)	PK Limit (dBm)	Over Limit (dB)	Table (o)	ANT	EUT	Verdict
198.538	-66.19	-16.05	-13.0	-53.19	354.00	Vertical	Vertical	Pass
1878.800	-50.03	2.78	-13.0	-37.03	264.00	Vertical	Vertical	Pass
2885.100	-43.29	11.09	-13.0	-30.29	284.00	Vertical	Vertical	Pass
4067.250	-45.20	9.17	-13.0	-32.20	252.00	Vertical	Vertical	Pass
6699.750	-38.81	15.36	-13.0	-25.81	330.00	Vertical	Vertical	Pass
12484.475	-38.96	15.14	-13.0	-25.96	330.00	Vertical	Vertical	Pass

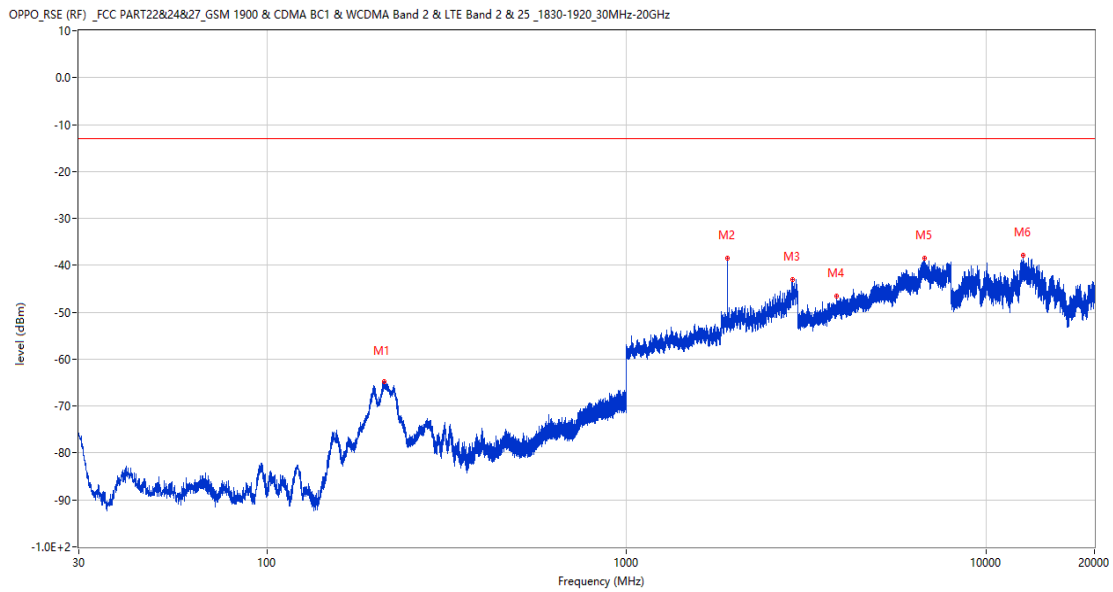
RSE-V&H EGPRS 1900 CH661



Frequency (MHz)	Result (dBm)	Factor (dB)	PK Limit (dBm)	Over Limit (dB)	Table (o)	ANT	EUT	Verdict
208.916	-68.10	-16.36	-13.0	-55.10	3.00	Vertical	Horizontal	Pass
1287.700	-53.69	-0.60	-13.0	-40.69	86.00	Vertical	Horizontal	Pass
2133.000	-47.80	3.91	-13.0	-34.80	35.00	Vertical	Horizontal	Pass
2886.100	-42.88	11.28	-13.0	-29.88	29.00	Vertical	Horizontal	Pass
6699.750	-37.78	15.36	-13.0	-24.78	184.00	Vertical	Horizontal	Pass
12714.375	-38.73	16.38	-13.0	-25.73	360.00	Vertical	Horizontal	Pass

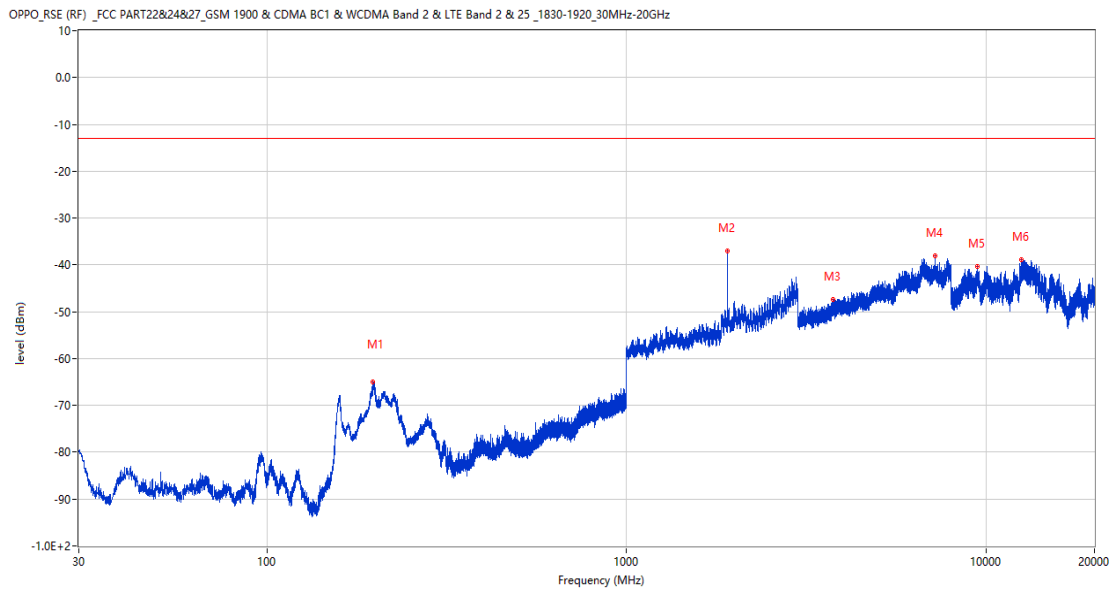
4.3 EGPRS 1900 High Channel

RSE-H&H EGPRS 1900 CH810



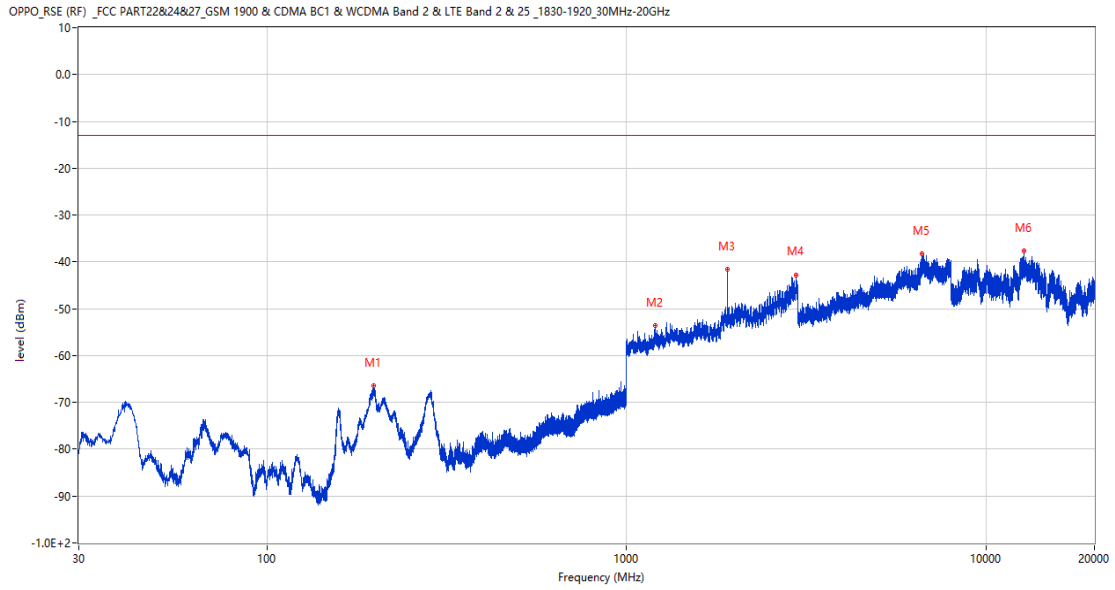
Frequency (MHz)	Result (dBm)	Factor (dB)	PK Limit (dBm)	Over Limit (dB)	Table (o)	ANT	EUT	Verdict
211.972	-64.74	-16.59	-13.0	-51.74	321.00	Horizontal	Horizontal	Pass
1910.400	-38.55	3.14	-13.0	-25.55	177.00	Horizontal	Horizontal	N/A
2888.600	-43.09	11.74	-13.0	-30.09	341.00	Horizontal	Horizontal	Pass
3841.000	-46.53	8.12	-13.0	-33.53	111.00	Horizontal	Horizontal	Pass
6722.500	-38.37	15.61	-13.0	-25.37	101.00	Horizontal	Horizontal	Pass
12696.563	-37.91	16.48	-13.0	-24.91	254.00	Horizontal	Horizontal	Pass

RSE-H&V EGPRS 1900 CH810



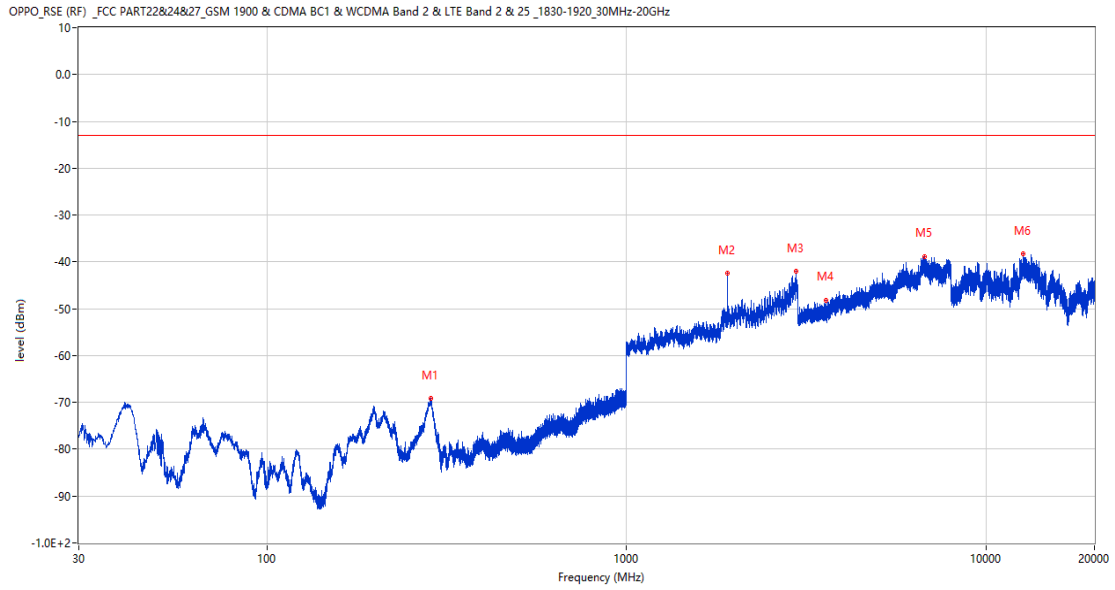
Frequency (MHz)	Result (dBm)	Factor (dB)	PK Limit (dBm)	Over Limit (dB)	Table (o)	ANT	EUT	Verdict
197.180	-64.95	-15.96	-13.0	-51.95	321.00	Horizontal	Vertical	Pass
1910.600	-37.07	3.14	-13.0	-24.07	15.00	Horizontal	Vertical	N/A
3742.000	-47.39	7.41	-13.0	-34.39	71.00	Horizontal	Vertical	Pass
7193.500	-38.06	14.75	-13.0	-25.06	170.00	Horizontal	Vertical	Pass
9445.900	-40.26	14.16	-13.0	-27.26	319.00	Horizontal	Vertical	Pass
12512.500	-38.88	15.41	-13.0	-25.88	65.00	Horizontal	Vertical	Pass

RSE-V&V EGPRS 1900 CH810



Frequency (MHz)	Result (dBm)	Factor (dB)	PK Limit (dBm)	Over Limit (dB)	Table (o)	ANT	EUT	Verdict
198.053	-66.51	-15.99	-13.0	-53.51	363.00	Vertical	Vertical	Pass
1204.500	-53.68	-0.93	-13.0	-40.68	77.00	Vertical	Vertical	Pass
1910.500	-41.62	3.14	-13.0	-28.62	313.00	Vertical	Vertical	N/A
2965.400	-42.74	11.88	-13.0	-29.74	332.00	Vertical	Vertical	Pass
6630.750	-38.20	14.77	-13.0	-25.20	166.00	Vertical	Vertical	Pass
12713.662	-37.66	16.39	-13.0	-24.66	63.00	Vertical	Vertical	Pass

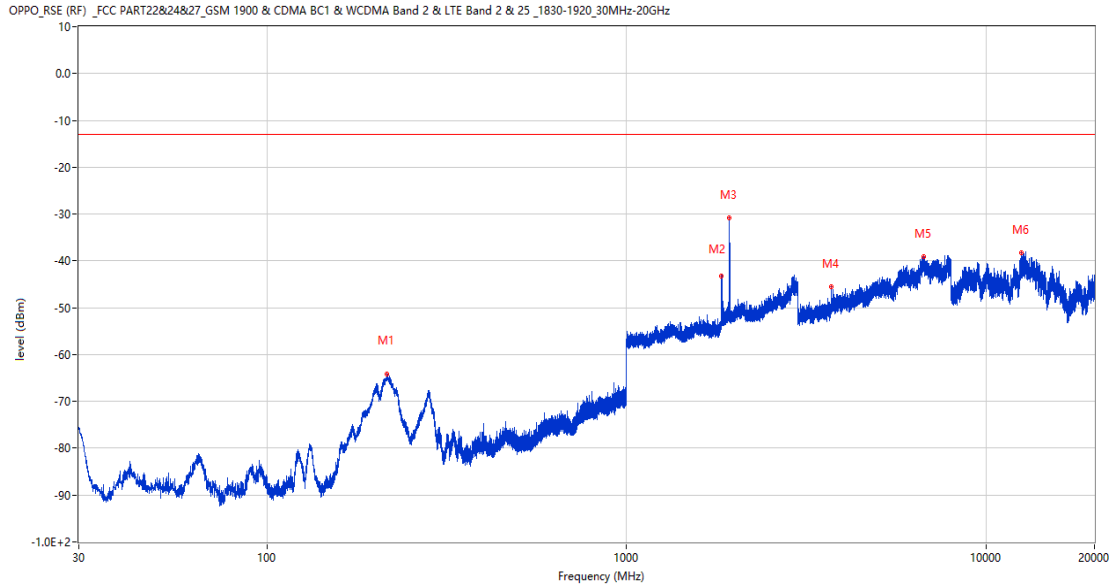
RSE-V&H EGPRS 1900 CH810



Frequency (MHz)	Result (dBm)	Factor (dB)	PK Limit (dBm)	Over Limit (dB)	Table (o)	ANT	EUT	Verdict
286.129	-69.22	-13.56	-13.0	-56.22	6.00	Vertical	Horizontal	Pass
1910.600	-42.40	3.14	-13.0	-29.40	360.00	Vertical	Horizontal	N/A
2966.400	-42.01	11.95	-13.0	-29.01	58.00	Vertical	Horizontal	Pass
3580.750	-48.11	7.33	-13.0	-35.11	172.00	Vertical	Horizontal	Pass
6740.250	-38.98	15.06	-13.0	-25.98	293.00	Vertical	Horizontal	Pass
12645.975	-38.19	15.63	-13.0	-25.19	202.00	Vertical	Horizontal	Pass

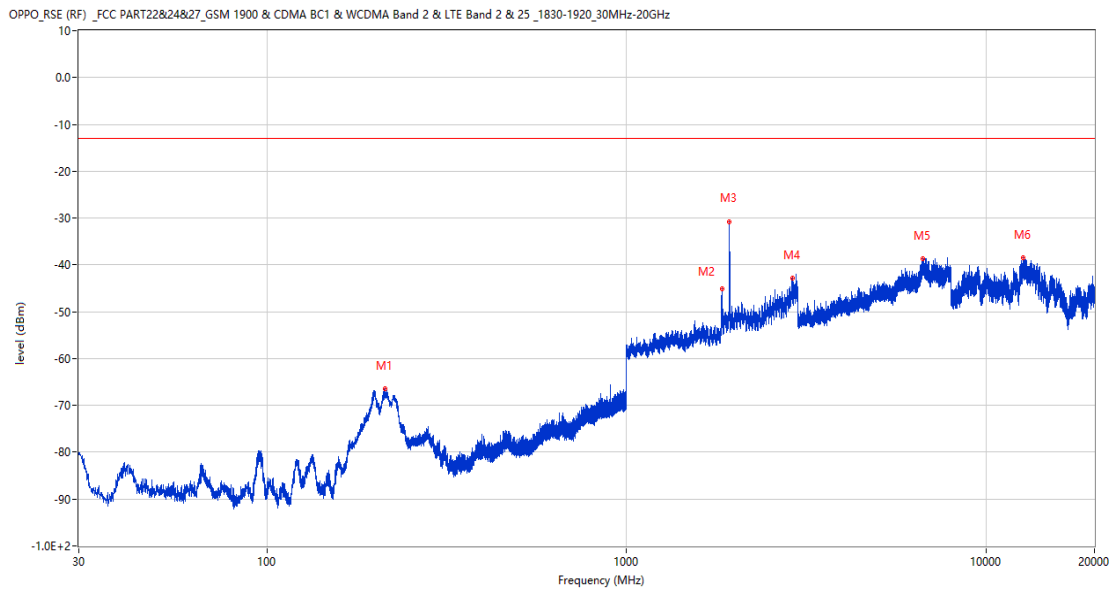
WCDMA
 5 WCDMA Band 2
 5.1 WCDMA Band 2 Low Channel

RSE-H&H WCDMA Band 2 CH9262



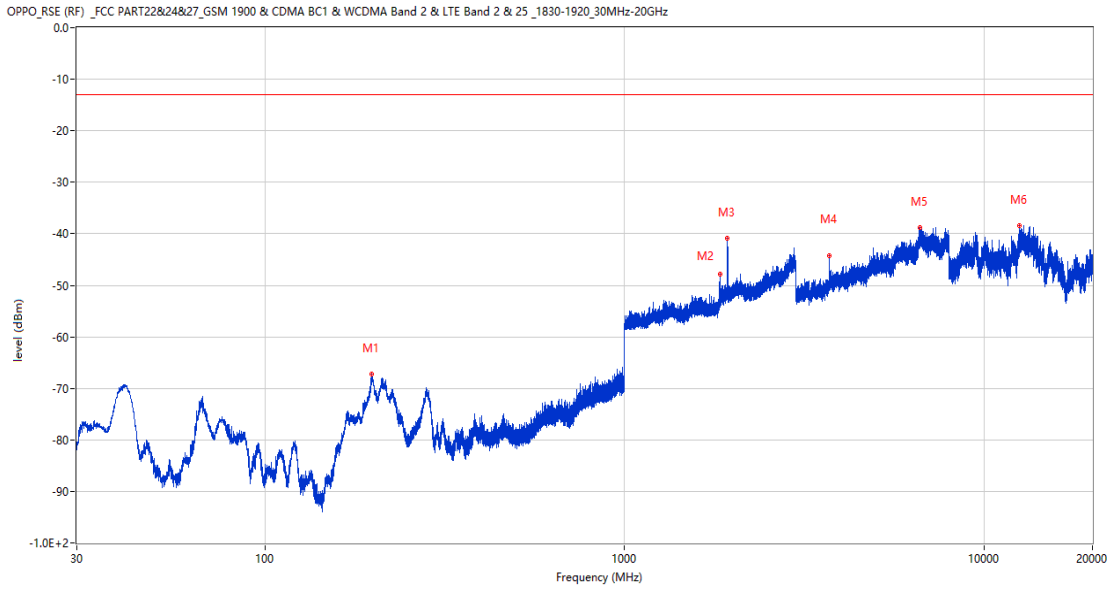
Frequency (MHz)	Result (dBm)	Factor (dB)	PK Limit (dBm)	Over Limit (dB)	Table (o)	ANT	EUT	Verdict
216.094	-64.15	-16.53	-13.0	-51.15	321.00	Horizontal	Horizontal	Pass
1839.000	-43.23	2.14	-13.0	-30.23	10.00	Horizontal	Horizontal	Pass
1933.200	-30.77	3.17	-13.0	-17.77	221.00	Horizontal	Horizontal	N/A
3703.750	-45.45	7.54	-13.0	-32.45	324.00	Horizontal	Horizontal	Pass
6717.750	-39.06	15.59	-13.0	-26.06	231.00	Horizontal	Horizontal	Pass
12497.063	-38.26	15.56	-13.0	-25.26	280.00	Horizontal	Horizontal	Pass

RSE-H&V WCDMA Band 2 CH9262



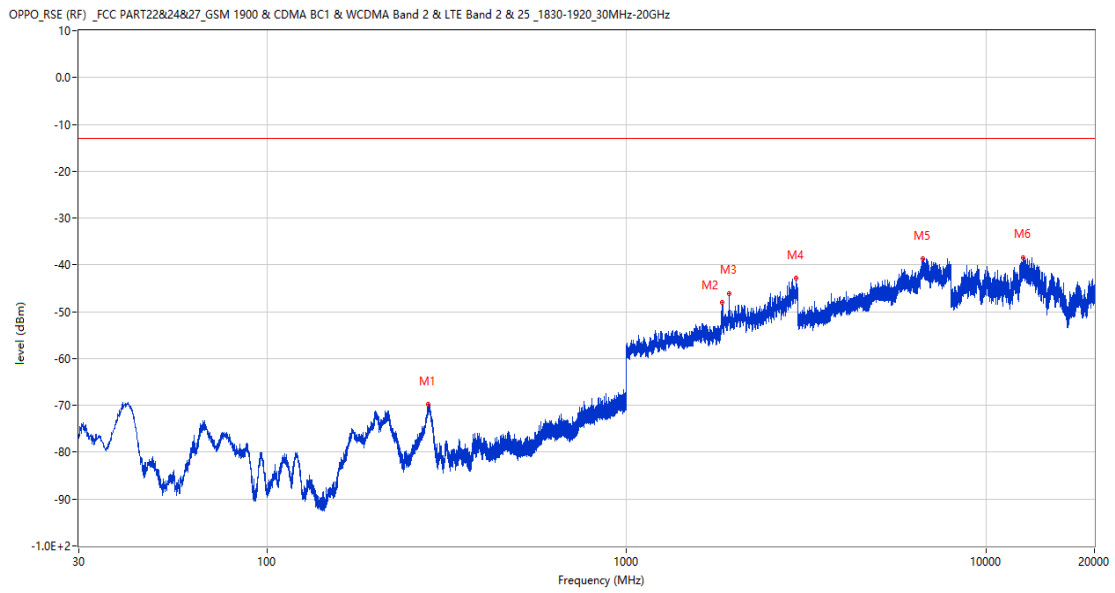
Frequency (MHz)	Result (dBm)	Factor (dB)	PK Limit (dBm)	Over Limit (dB)	Table (o)	ANT	EUT	Verdict
212.748	-66.53	-16.60	-13.0	-53.53	178.00	Horizontal	Vertical	Pass
1840.300	-45.01	2.33	-13.0	-32.01	158.00	Horizontal	Vertical	N/A
1932.200	-30.73	3.18	-13.0	-17.73	158.00	Horizontal	Vertical	N/A
2887.400	-42.84	11.70	-13.0	-29.84	356.00	Horizontal	Vertical	Pass
6656.250	-38.72	15.05	-13.0	-25.72	295.00	Horizontal	Vertical	Pass
12701.075	-38.45	16.53	-13.0	-25.45	173.00	Horizontal	Vertical	Pass

RSE-V&V WCDMA Band 2 CH9262



Frequency (MHz)	Result (dBm)	Factor (dB)	PK Limit (dBm)	Over Limit (dB)	Table (o)	ANT	EUT	Verdict
198.586	-67.20	-16.06	-13.0	-54.20	2.00	Vertical	Vertical	Pass
1840.100	-47.78	2.32	-13.0	-34.78	112.00	Vertical	Vertical	N/A
1934.900	-40.87	2.89	-13.0	-27.87	344.00	Vertical	Vertical	N/A
3707.750	-44.19	7.67	-13.0	-31.19	167.00	Vertical	Vertical	Pass
6635.000	-38.85	14.97	-13.0	-25.85	77.00	Vertical	Vertical	Pass
12503.474	-38.47	15.59	-13.0	-25.47	230.00	Vertical	Vertical	Pass

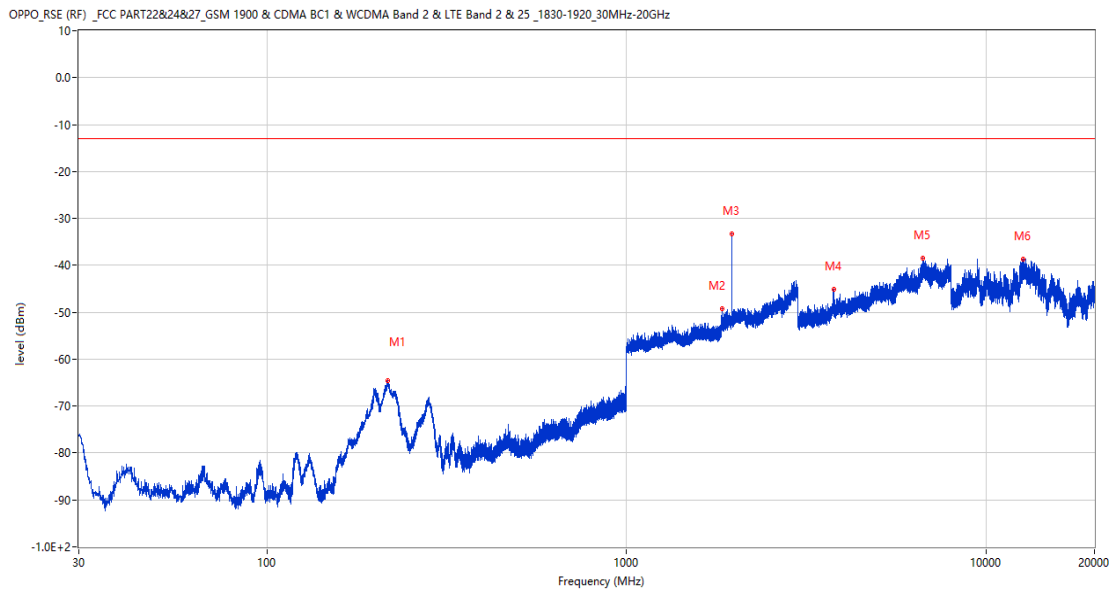
RSE-V&H WCDMA Band 2 CH9262



Frequency (MHz)	Result (dBm)	Factor (dB)	PK Limit (dBm)	Over Limit (dB)	Table (o)	ANT	EUT	Verdict
281.473	-69.84	-13.51	-13.0	-56.84	333.00	Vertical	Horizontal	Pass
1840.900	-48.02	2.33	-13.0	-35.02	360.00	Vertical	Horizontal	N/A
1932.300	-46.05	3.18	-13.0	-33.05	148.00	Vertical	Horizontal	N/A
2965.200	-42.78	11.86	-13.0	-29.78	17.00	Vertical	Horizontal	Pass
6655.750	-38.76	15.05	-13.0	-25.76	4.00	Vertical	Horizontal	Pass
12652.625	-38.50	15.72	-13.0	-25.50	131.00	Vertical	Horizontal	Pass

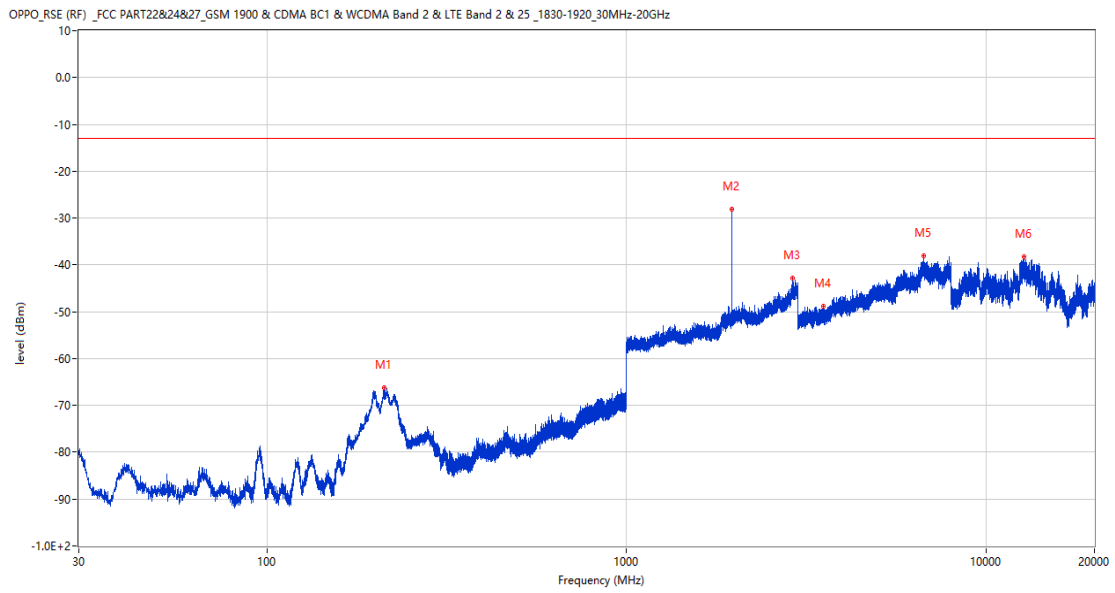
5.2 WCDMA Band 2 Middle Channel

RSE-H&H WCDMA Band 2 CH9400



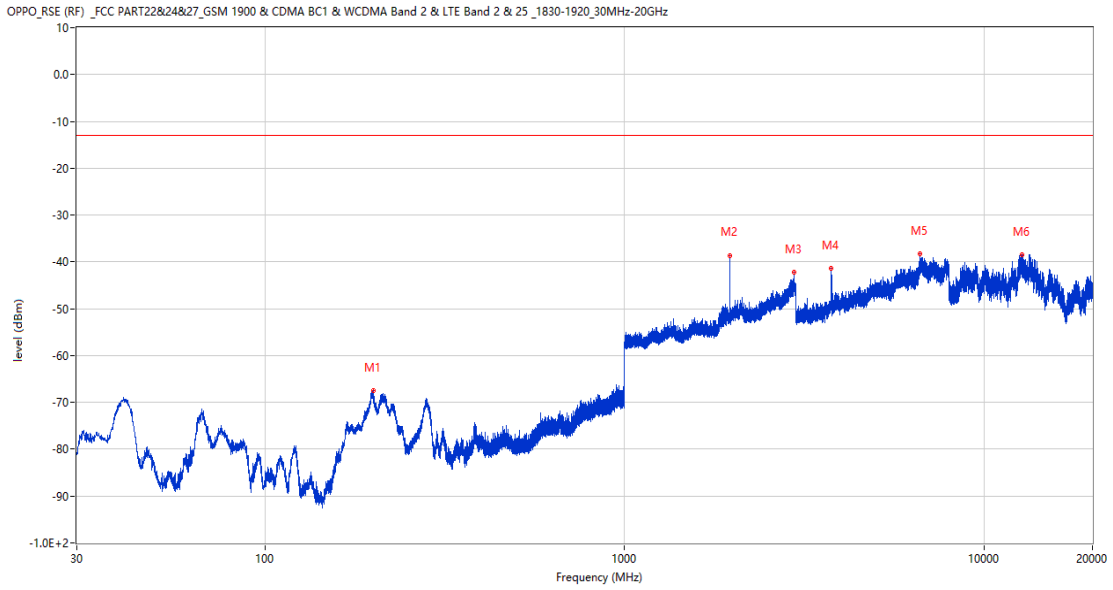
Frequency (MHz)	Result (dBm)	Factor (dB)	PK Limit (dBm)	Over Limit (dB)	Table (o)	ANT	EUT	Verdict
216.434	-64.55	-16.58	-13.0	-51.55	336.00	Horizontal	Horizontal	Pass
1840.000	-49.27	2.32	-13.0	-36.27	0.00	Horizontal	Horizontal	Pass
1960.200	-33.38	2.80	-13.0	-20.38	224.00	Horizontal	Horizontal	N/A
3763.250	-45.04	8.92	-13.0	-32.04	339.00	Horizontal	Horizontal	Pass
6658.000	-38.55	14.89	-13.0	-25.55	243.00	Horizontal	Horizontal	Pass
12701.312	-38.73	16.53	-13.0	-25.73	79.00	Horizontal	Horizontal	Pass

RSE-H&V WCDMA Band 2 CH9400



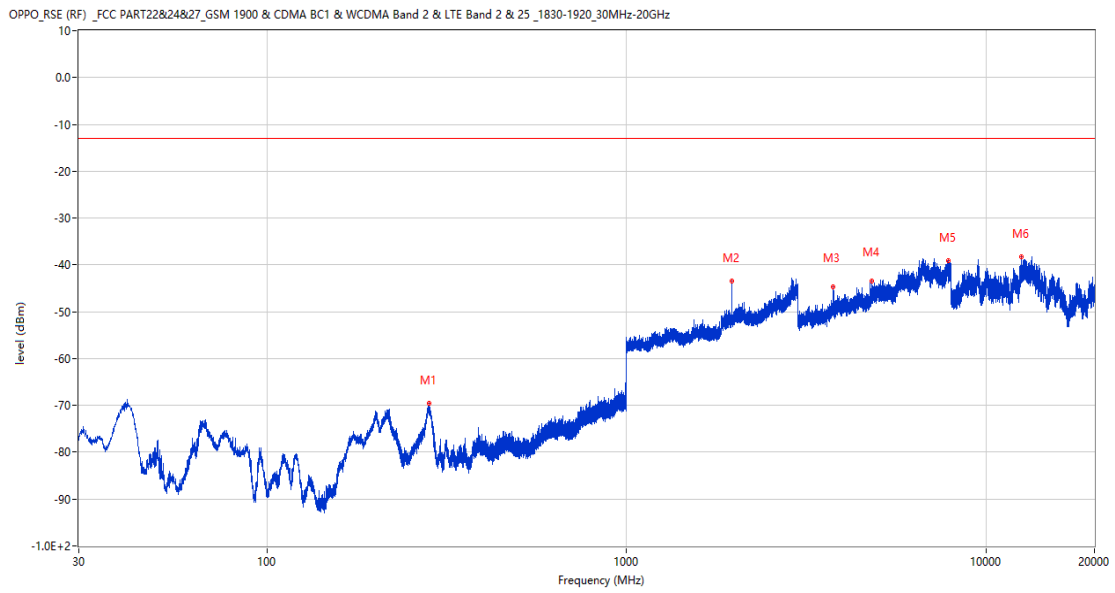
Frequency (MHz)	Result (dBm)	Factor (dB)	PK Limit (dBm)	Over Limit (dB)	Table (o)	ANT	EUT	Verdict
212.069	-66.31	-16.60	-13.0	-53.31	331.00	Horizontal	Vertical	Pass
1961.800	-28.09	3.09	-13.0	-15.09	159.00	Horizontal	Vertical	N/A
2889.600	-42.89	11.94	-13.0	-29.89	309.00	Horizontal	Vertical	Pass
3536.000	-48.93	6.43	-13.0	-35.93	246.00	Horizontal	Vertical	Pass
6718.500	-38.08	15.67	-13.0	-25.08	230.00	Horizontal	Vertical	Pass
12719.362	-38.17	16.33	-13.0	-25.17	237.00	Horizontal	Vertical	Pass

RSE-V&V WCDMA Band 2 CH9400



Frequency (MHz)	Result (dBm)	Factor (dB)	PK Limit (dBm)	Over Limit (dB)	Table (o)	ANT	EUT	Verdict
199.895	-67.42	-16.19	-13.0	-54.42	360.00	Vertical	Vertical	Pass
1961.700	-38.58	3.06	-13.0	-25.58	349.00	Vertical	Vertical	N/A
2965.400	-42.19	11.88	-13.0	-29.19	360.00	Vertical	Vertical	Pass
3759.250	-41.47	8.64	-13.0	-28.47	218.00	Vertical	Vertical	Pass
6644.750	-38.35	15.12	-13.0	-25.35	36.00	Vertical	Vertical	Pass
12709.151	-38.38	16.44	-13.0	-25.38	297.00	Vertical	Vertical	Pass

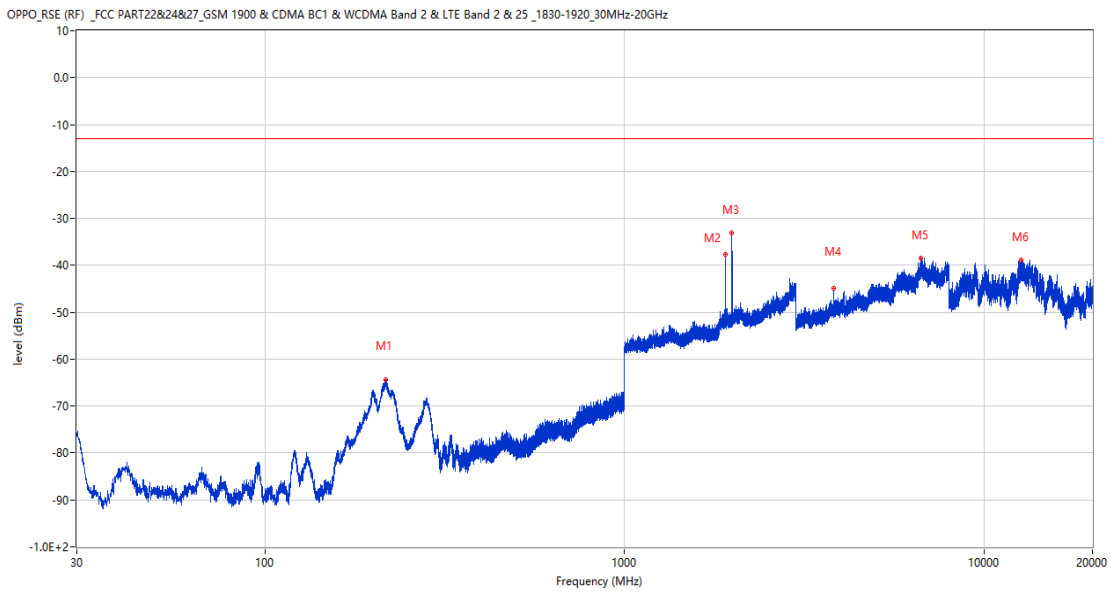
RSE-V&H WCDMA Band 2 CH9400



Frequency (MHz)	Result (dBm)	Factor (dB)	PK Limit (dBm)	Over Limit (dB)	Table (o)	ANT	EUT	Verdict
282.346	-69.62	-13.43	-13.0	-56.62	336.00	Vertical	Horizontal	Pass
1959.500	-43.44	2.75	-13.0	-30.44	176.00	Vertical	Horizontal	N/A
3758.500	-44.73	8.54	-13.0	-31.73	13.00	Vertical	Horizontal	Pass
4817.000	-43.49	10.23	-13.0	-30.49	177.00	Vertical	Horizontal	Pass
7840.750	-39.04	14.94	-13.0	-26.04	281.00	Vertical	Horizontal	Pass
12513.212	-38.28	15.39	-13.0	-25.28	66.00	Vertical	Horizontal	Pass

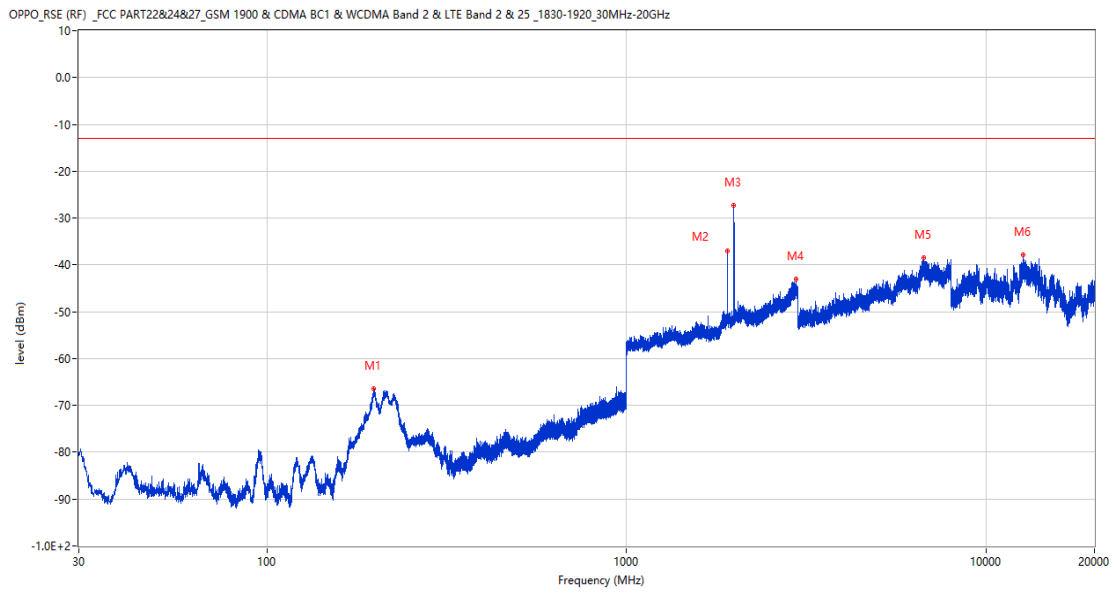
5.3 WCDMA Band 2 High Channel

RSE-H&H WCDMA Band 2 CH9538



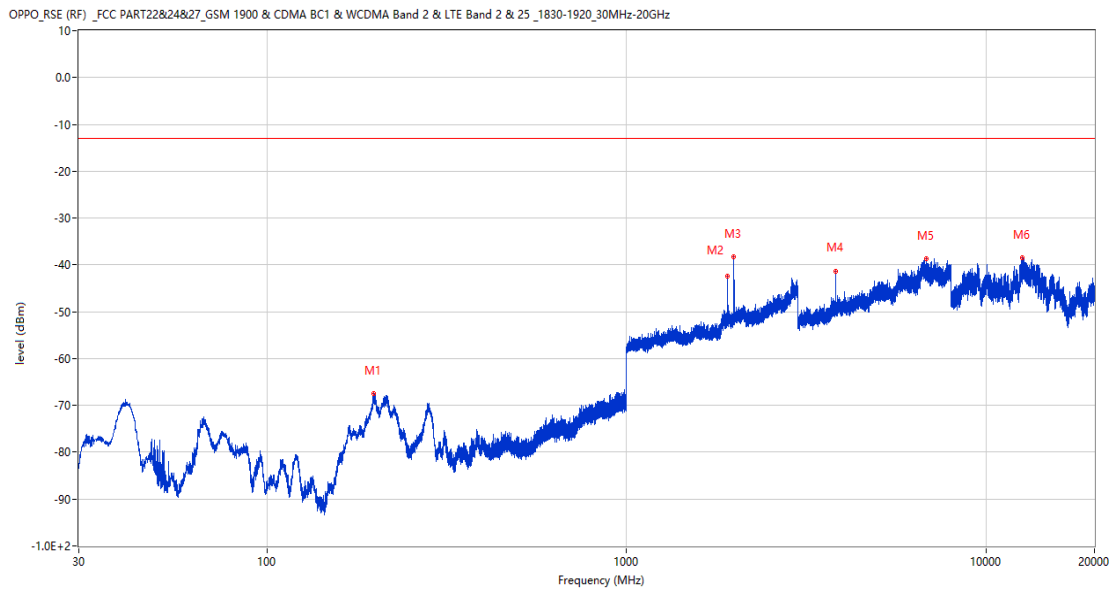
Frequency (MHz)	Result (dBm)	Factor (dB)	PK Limit (dBm)	Over Limit (dB)	Table (o)	ANT	EUT	Verdict
216.676	-64.34	-16.61	-13.0	-51.34	340.00	Horizontal	Horizontal	Pass
1909.700	-37.72	3.13	-13.0	-24.72	183.00	Horizontal	Horizontal	N/A
1986.800	-33.02	2.88	-13.0	-20.02	219.00	Horizontal	Horizontal	N/A
3814.250	-44.97	7.56	-13.0	-31.97	286.00	Horizontal	Horizontal	Pass
6676.750	-38.45	14.55	-13.0	-25.45	62.00	Horizontal	Horizontal	Pass
12692.763	-38.98	16.41	-13.0	-25.98	149.00	Horizontal	Horizontal	Pass

RSE-H&V WCDMA Band 2 CH9538



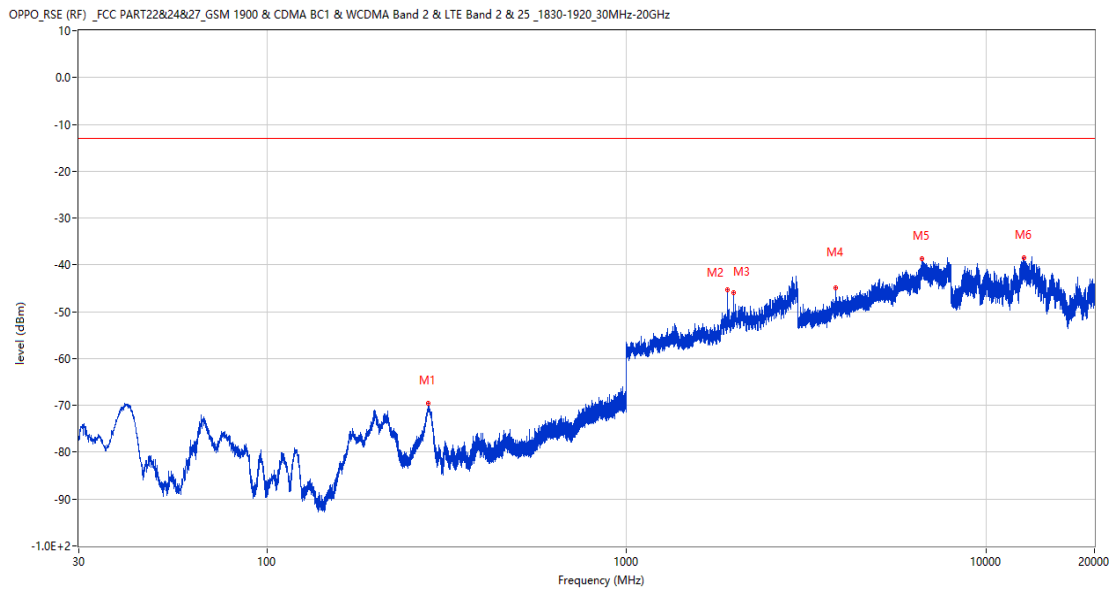
Frequency (MHz)	Result (dBm)	Factor (dB)	PK Limit (dBm)	Over Limit (dB)	Table (o)	ANT	EUT	Verdict
198.053	-66.44	-15.99	-13.0	-53.44	328.00	Horizontal	Vertical	Pass
1909.600	-37.05	3.13	-13.0	-24.05	134.00	Horizontal	Vertical	N/A
1988.600	-27.26	2.91	-13.0	-14.26	147.00	Horizontal	Vertical	N/A
2963.400	-43.08	11.87	-13.0	-30.08	72.00	Horizontal	Vertical	Pass
6704.250	-38.46	15.51	-13.0	-25.46	220.00	Horizontal	Vertical	Pass
12695.850	-37.94	16.47	-13.0	-24.94	35.00	Horizontal	Vertical	Pass

RSE-V&V WCDMA Band 2 CH9538



Frequency (MHz)	Result (dBm)	Factor (dB)	PK Limit (dBm)	Over Limit (dB)	Table (o)	ANT	EUT	Verdict
198.586	-67.48	-16.06	-13.0	-54.48	3.00	Vertical	Vertical	Pass
1909.900	-42.37	3.13	-13.0	-29.37	317.00	Vertical	Vertical	N/A
1989.600	-38.20	2.97	-13.0	-25.20	360.00	Vertical	Vertical	N/A
3814.250	-41.39	7.56	-13.0	-28.39	186.00	Vertical	Vertical	Pass
6811.250	-38.78	14.22	-13.0	-25.78	164.00	Vertical	Vertical	Pass
12598.237	-38.57	15.19	-13.0	-25.57	232.00	Vertical	Vertical	Pass

RSE-V&H WCDMA Band 2 CH9538

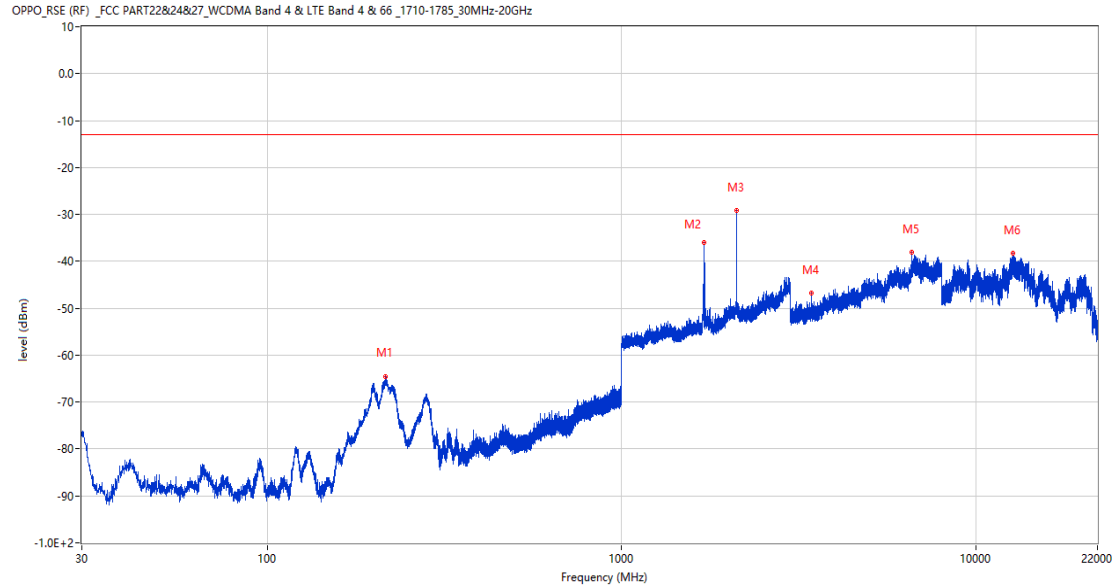


Frequency (MHz)	Result (dBm)	Factor (dB)	PK Limit (dBm)	Over Limit (dB)	Table (o)	ANT	EUT	Verdict
281.618	-69.63	-13.50	-13.0	-56.63	336.00	Vertical	Horizontal	Pass
1909.500	-45.38	3.13	-13.0	-32.38	357.00	Vertical	Horizontal	N/A
1986.900	-45.96	2.90	-13.0	-32.96	141.00	Vertical	Horizontal	N/A
3817.500	-44.81	7.67	-13.0	-31.81	134.00	Vertical	Horizontal	Pass
6620.750	-38.78	14.71	-13.0	-25.78	301.00	Vertical	Horizontal	Pass
12731.237	-38.52	16.20	-13.0	-25.52	319.00	Vertical	Horizontal	Pass

6 WCDMA Band 4

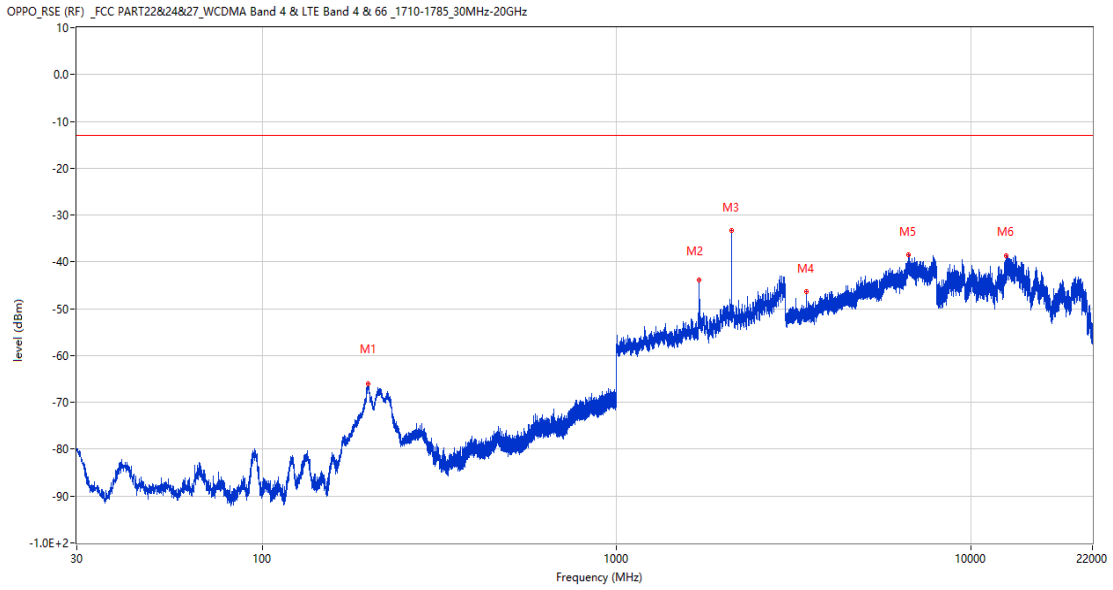
6.1 WCDMA Band 4 Low Channel

RSE-H&H WCDMA Band 4 CH1312



Frequency (MHz)	Result (dBm)	Factor (dB)	PK Limit (dBm)	Over Limit (dB)	Table (o)	ANT	EUT	Verdict
215.755	-64.50	-16.56	-13.0	-51.50	337.00	Horizontal	Horizontal	Pass
1711.900	-35.98	1.98	-13.0	-22.98	149.00	Horizontal	Horizontal	N/A
2111.900	-29.12	4.61	-13.0	-16.12	218.00	Horizontal	Horizontal	N/A
3427.250	-46.76	6.03	-13.0	-33.76	336.00	Horizontal	Horizontal	Pass
6588.500	-38.10	14.29	-13.0	-25.10	352.00	Horizontal	Horizontal	Pass
12734.088	-38.37	16.17	-13.0	-25.37	344.00	Horizontal	Horizontal	Pass

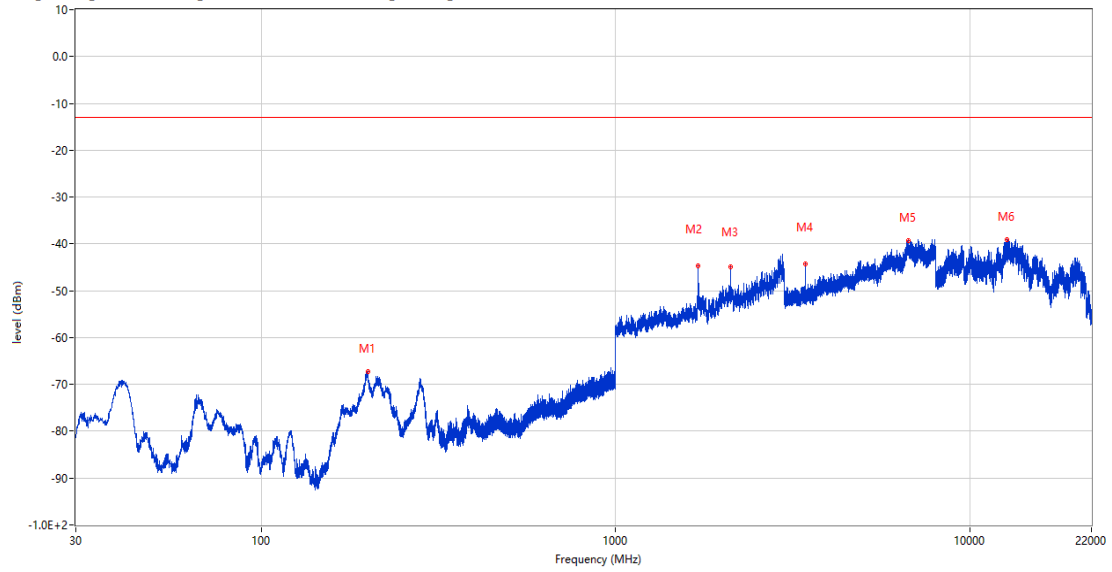
RSE-H&V WCDMA Band 4 CH1312



Frequency (MHz)	Result (dBm)	Factor (dB)	PK Limit (dBm)	Over Limit (dB)	Table (o)	ANT	EUT	Verdict
198.780	-66.09	-16.08	-13.0	-53.09	320.00	Horizontal	Vertical	Pass
1712.000	-43.82	1.98	-13.0	-30.82	149.00	Horizontal	Vertical	N/A
2114.000	-33.27	4.68	-13.0	-20.27	149.00	Horizontal	Vertical	N/A
3422.500	-46.29	5.95	-13.0	-33.29	140.00	Horizontal	Vertical	Pass
6646.250	-38.55	15.25	-13.0	-25.55	109.00	Horizontal	Vertical	Pass
12533.638	-38.73	14.97	-13.0	-25.73	346.00	Horizontal	Vertical	Pass

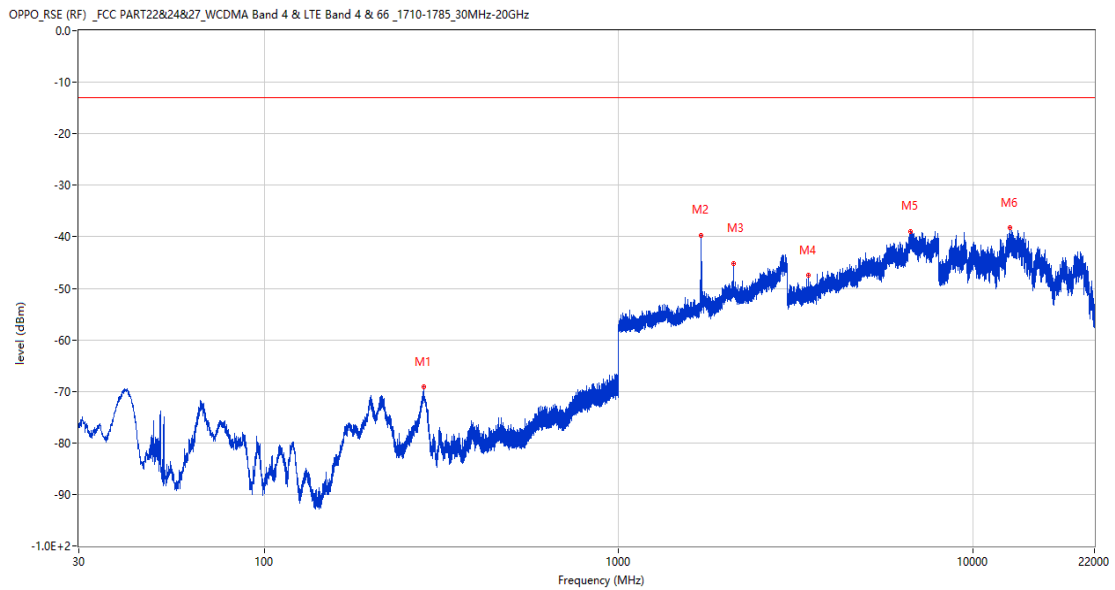
RSE-V&V WCDMA Band 4 CH1312

OPPO_RSE (RF) _FCC PART22&24&27_WCDMA Band 4 & LTE Band 4 & 66_1710-1785_30MHz-20GHz



Frequency (MHz)	Result (dBm)	Factor (dB)	PK Limit (dBm)	Over Limit (dB)	Table (o)	ANT	EUT	Verdict
199.798	-67.34	-16.19	-13.0	-54.34	347.00	Vertical	Vertical	Pass
1711.900	-44.74	1.98	-13.0	-31.74	360.00	Vertical	Vertical	N/A
2112.200	-44.81	4.61	-13.0	-31.81	360.00	Vertical	Vertical	N/A
3422.750	-44.33	5.93	-13.0	-31.33	189.00	Vertical	Vertical	Pass
6706.750	-39.35	15.60	-13.0	-26.35	252.00	Vertical	Vertical	Pass
12738.362	-39.18	16.13	-13.0	-26.18	226.00	Vertical	Vertical	Pass

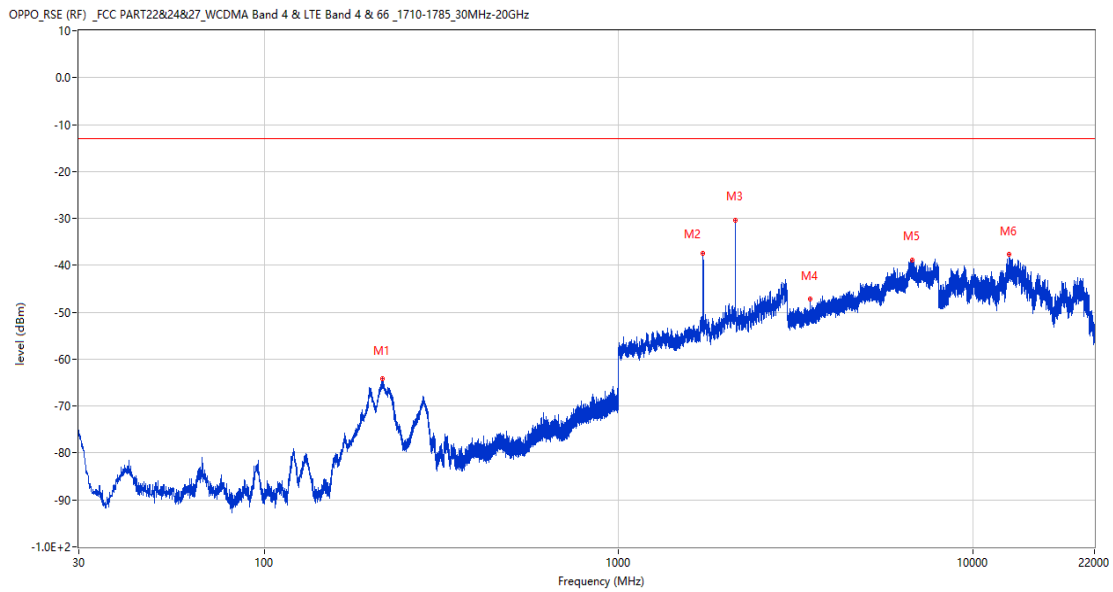
RSE-V&H WCDMA Band 4 CH1312



Frequency (MHz)	Result (dBm)	Factor (dB)	PK Limit (dBm)	Over Limit (dB)	Table (o)	ANT	EUT	Verdict
281.375	-69.11	-13.52	-13.0	-56.11	328.00	Vertical	Horizontal	Pass
1712.200	-39.70	1.98	-13.0	-26.70	302.00	Vertical	Horizontal	N/A
2113.200	-45.11	4.63	-13.0	-32.11	170.00	Vertical	Horizontal	N/A
3423.250	-47.39	5.93	-13.0	-34.39	340.00	Vertical	Horizontal	Pass
6676.000	-38.94	14.57	-13.0	-25.94	127.00	Vertical	Horizontal	Pass
12687.300	-38.29	16.32	-13.0	-25.29	360.00	Vertical	Horizontal	Pass

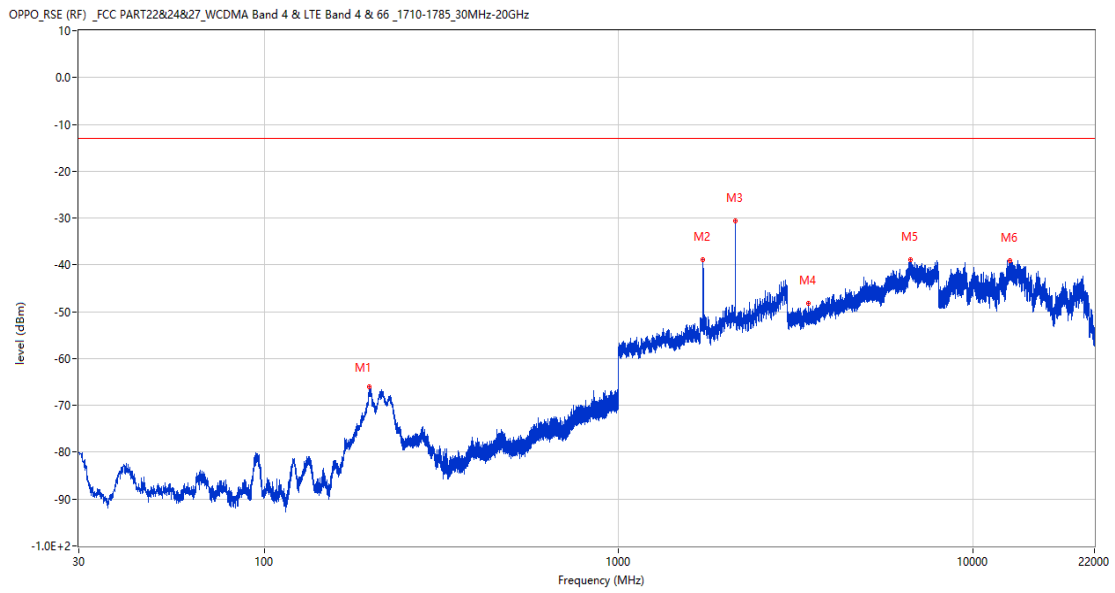
6.2 WCDMA Band 4 Middle Channel

RSE-H&H WCDMA Band 4 CH1412



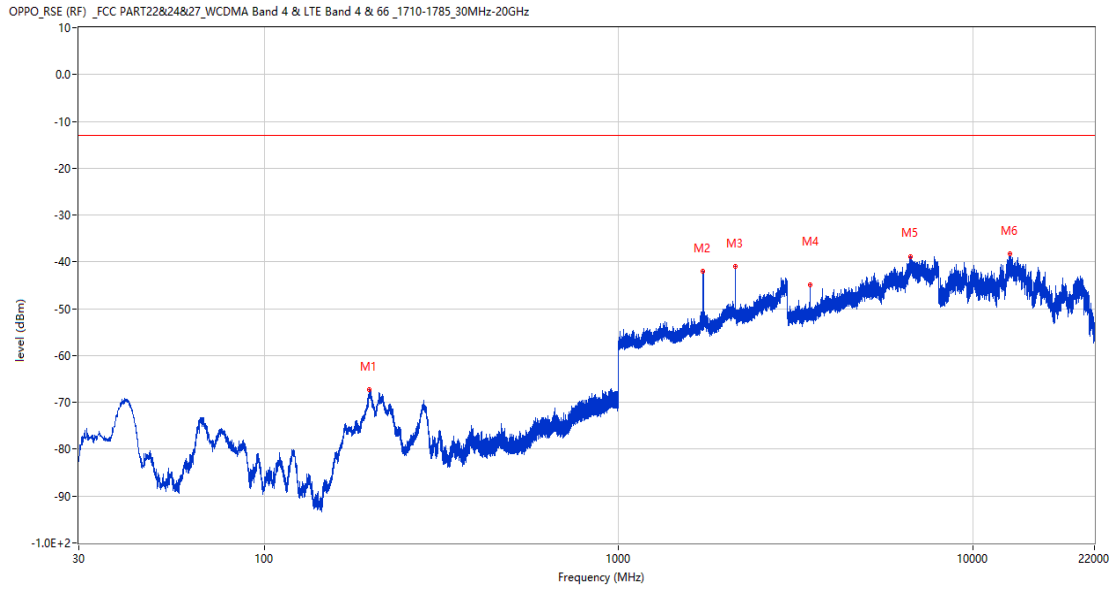
Frequency (MHz)	Result (dBm)	Factor (dB)	PK Limit (dBm)	Over Limit (dB)	Table (o)	ANT	EUT	Verdict
215.706	-64.23	-16.57	-13.0	-51.23	321.00	Horizontal	Horizontal	Pass
1731.900	-37.52	2.02	-13.0	-24.52	162.00	Horizontal	Horizontal	N/A
2132.400	-30.30	3.96	-13.0	-17.30	213.00	Horizontal	Horizontal	N/A
3463.500	-47.26	6.82	-13.0	-34.26	11.00	Horizontal	Horizontal	Pass
6729.250	-38.92	15.37	-13.0	-25.92	37.00	Horizontal	Horizontal	Pass
12636.951	-37.58	15.55	-13.0	-24.58	0.00	Horizontal	Horizontal	Pass

RSE-H&V WCDMA Band 4 CH1412



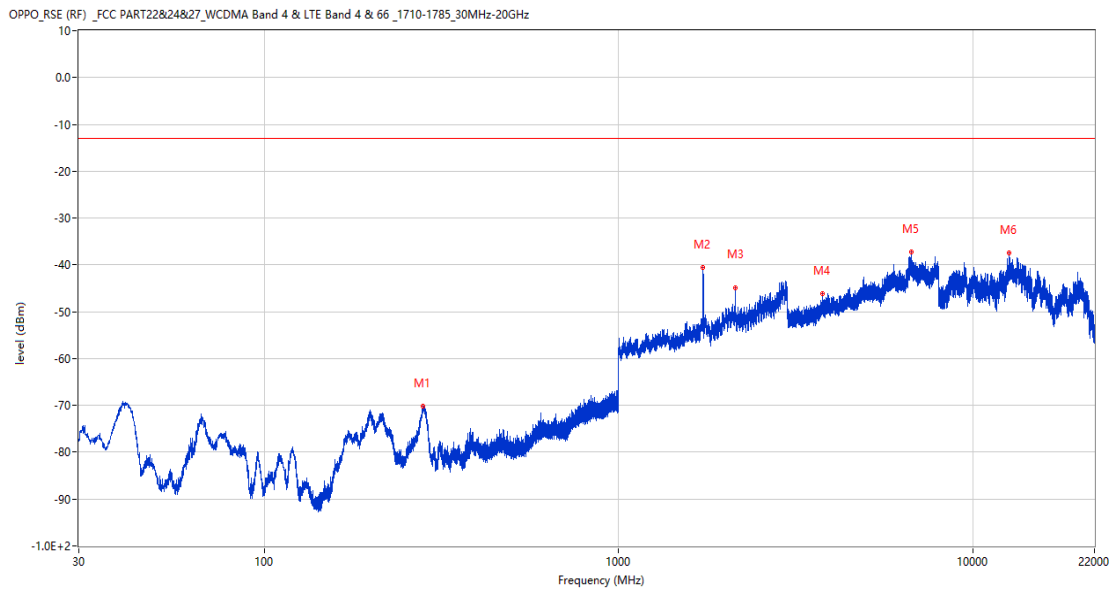
Frequency (MHz)	Result (dBm)	Factor (dB)	PK Limit (dBm)	Over Limit (dB)	Table (o)	ANT	EUT	Verdict
198.295	-66.13	-16.01	-13.0	-53.13	321.00	Horizontal	Vertical	Pass
1731.700	-38.85	2.02	-13.0	-25.85	141.00	Horizontal	Vertical	N/A
2134.100	-30.53	4.03	-13.0	-17.53	141.00	Horizontal	Vertical	N/A
3422.500	-48.29	5.95	-13.0	-35.29	204.00	Horizontal	Vertical	Pass
6651.500	-38.99	15.06	-13.0	-25.99	309.00	Horizontal	Vertical	Pass
12697.513	-39.12	16.50	-13.0	-26.12	155.00	Horizontal	Vertical	Pass

RSE-V&V WCDMA Band 4 CH1412



Frequency (MHz)	Result (dBm)	Factor (dB)	PK Limit (dBm)	Over Limit (dB)	Table (o)	ANT	EUT	Verdict
197.907	-67.31	-15.98	-13.0	-54.31	360.00	Vertical	Vertical	Pass
1731.900	-42.08	2.02	-13.0	-29.08	125.00	Vertical	Vertical	N/A
2133.700	-41.03	3.97	-13.0	-28.03	326.00	Vertical	Vertical	N/A
3462.750	-44.88	6.85	-13.0	-31.88	167.00	Vertical	Vertical	Pass
6646.000	-38.93	15.23	-13.0	-25.93	235.00	Vertical	Vertical	Pass
12741.687	-38.24	16.09	-13.0	-25.24	236.00	Vertical	Vertical	Pass

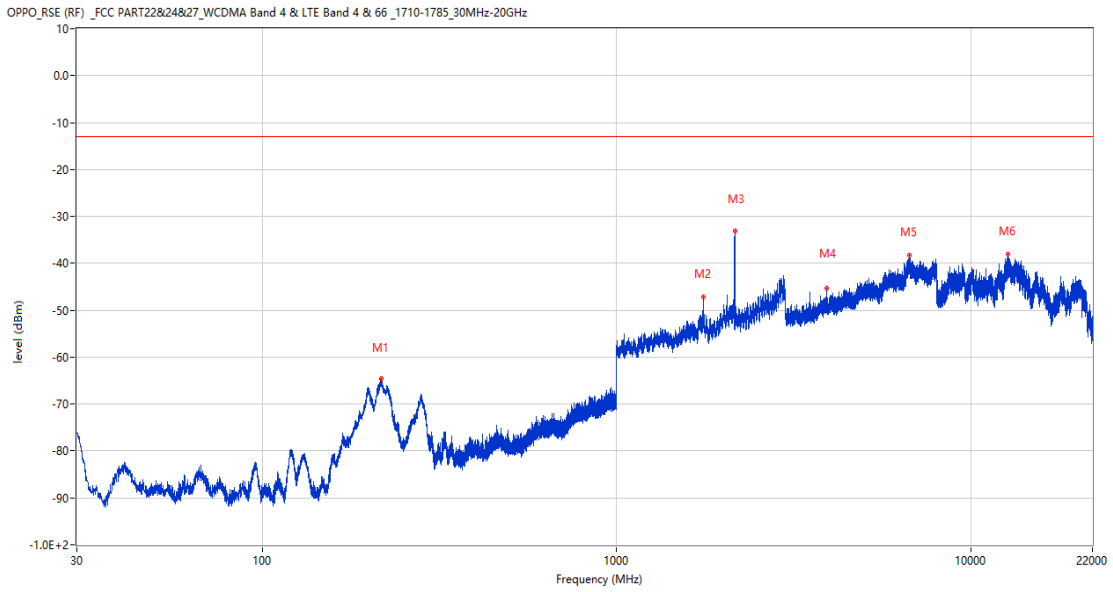
RSE-V&H WCDMA Band 4 CH1412



Frequency (MHz)	Result (dBm)	Factor (dB)	PK Limit (dBm)	Over Limit (dB)	Table (o)	ANT	EUT	Verdict
281.036	-70.11	-13.56	-13.0	-57.11	7.00	Vertical	Horizontal	Pass
1732.000	-40.56	2.02	-13.0	-27.56	360.00	Vertical	Horizontal	N/A
2132.800	-44.98	3.98	-13.0	-31.98	167.00	Vertical	Horizontal	N/A
3750.500	-46.08	7.96	-13.0	-33.08	59.00	Vertical	Horizontal	Pass
6715.250	-37.28	15.74	-13.0	-24.28	316.00	Vertical	Horizontal	Pass
12662.600	-37.43	15.89	-13.0	-24.43	297.00	Vertical	Horizontal	Pass

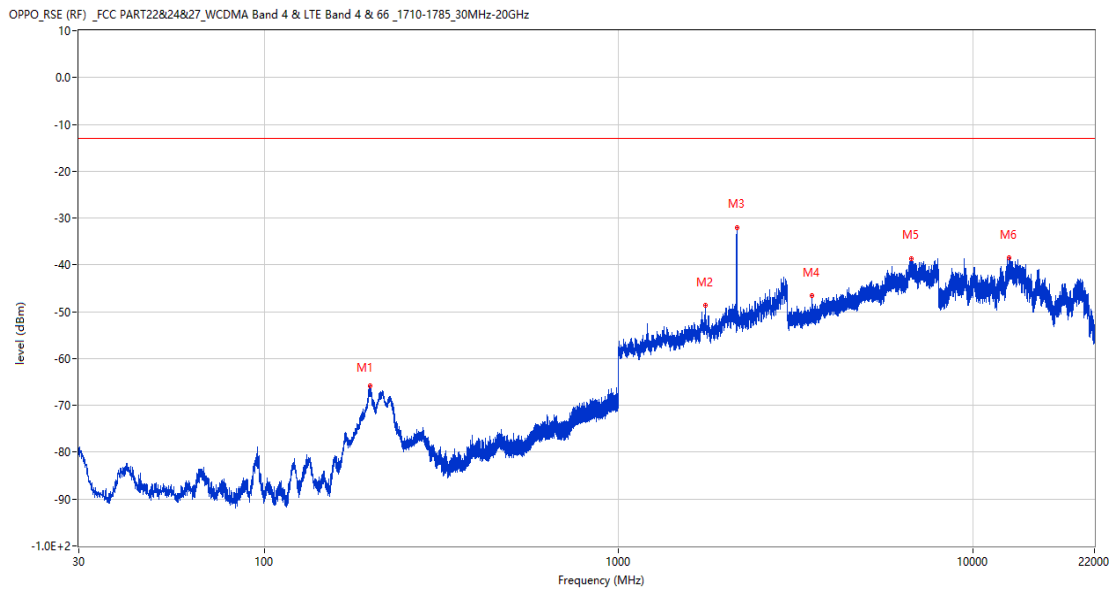
6.3 WCDMA Band 4 High Channel

RSE-H&H WCDMA Band 4 CH1513



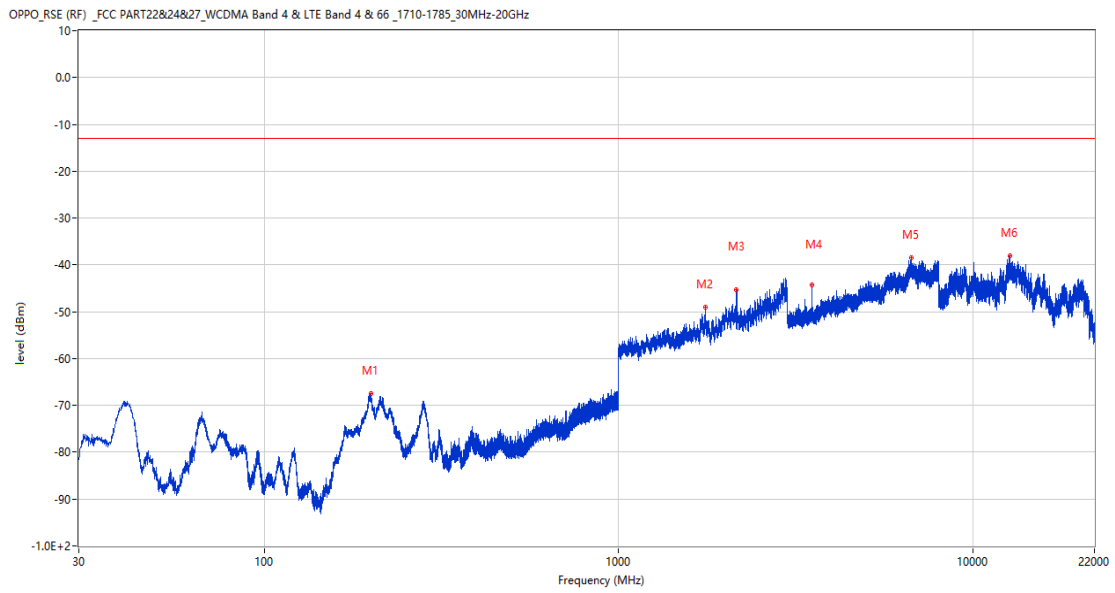
Frequency (MHz)	Result (dBm)	Factor (dB)	PK Limit (dBm)	Over Limit (dB)	Table (o)	ANT	EUT	Verdict
216.870	-64.57	-16.63	-13.0	-51.57	332.00	Horizontal	Horizontal	Pass
1753.800	-47.16	2.03	-13.0	-34.16	163.00	Horizontal	Horizontal	N/A
2154.300	-33.18	3.12	-13.0	-20.18	213.00	Horizontal	Horizontal	N/A
3910.500	-45.41	9.30	-13.0	-32.41	353.00	Horizontal	Horizontal	Pass
6715.000	-38.30	15.76	-13.0	-25.30	279.00	Horizontal	Horizontal	Pass
12716.037	-38.05	16.37	-13.0	-25.05	107.00	Horizontal	Horizontal	Pass

RSE-H&V WCDMA Band 4 CH1513



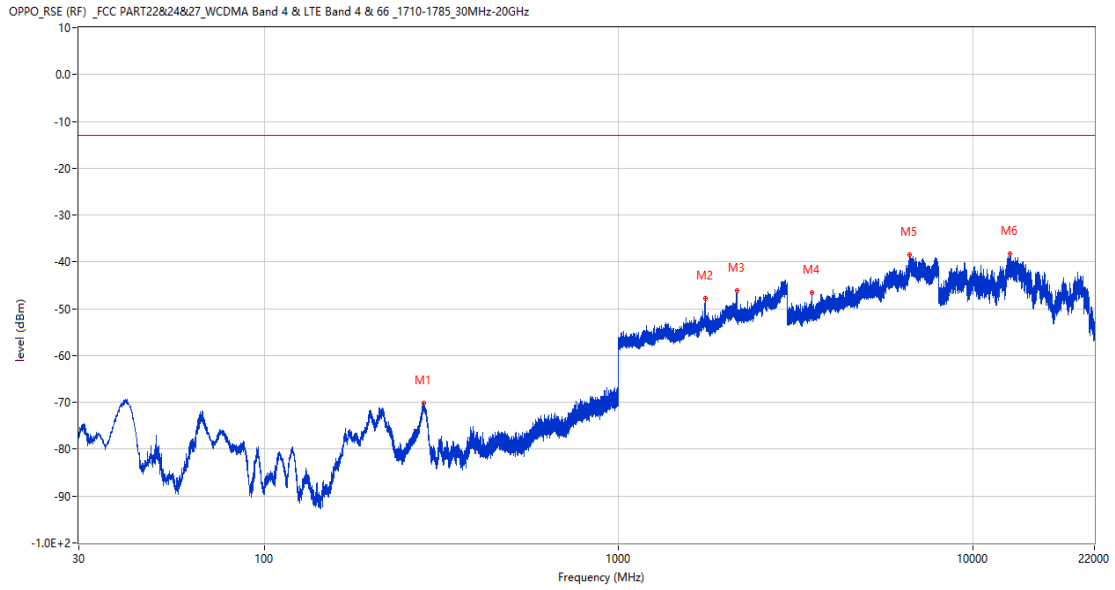
Frequency (MHz)	Result (dBm)	Factor (dB)	PK Limit (dBm)	Over Limit (dB)	Table (o)	ANT	EUT	Verdict
198.586	-65.86	-16.06	-13.0	-52.86	318.00	Horizontal	Vertical	Pass
1753.500	-48.61	2.03	-13.0	-35.61	147.00	Horizontal	Vertical	N/A
2154.700	-31.96	3.14	-13.0	-18.96	147.00	Horizontal	Vertical	N/A
3507.500	-46.63	6.60	-13.0	-33.63	146.00	Horizontal	Vertical	Pass
6706.000	-38.74	15.50	-13.0	-25.74	89.00	Horizontal	Vertical	Pass
12604.650	-38.49	15.25	-13.0	-25.49	360.00	Horizontal	Vertical	Pass

RSE-V&V WCDMA Band 4 CH1513



Frequency (MHz)	Result (dBm)	Factor (dB)	PK Limit (dBm)	Over Limit (dB)	Table (o)	ANT	EUT	Verdict
199.944	-67.56	-16.19	-13.0	-54.56	360.00	Vertical	Vertical	Pass
1753.400	-49.05	2.03	-13.0	-36.05	28.00	Vertical	Vertical	N/A
2152.700	-45.28	3.09	-13.0	-32.28	166.00	Vertical	Vertical	N/A
3507.250	-44.37	6.56	-13.0	-31.37	179.00	Vertical	Vertical	Pass
6710.000	-38.52	15.63	-13.0	-25.52	168.00	Vertical	Vertical	Pass
12699.888	-37.99	16.54	-13.0	-24.99	18.00	Vertical	Vertical	Pass

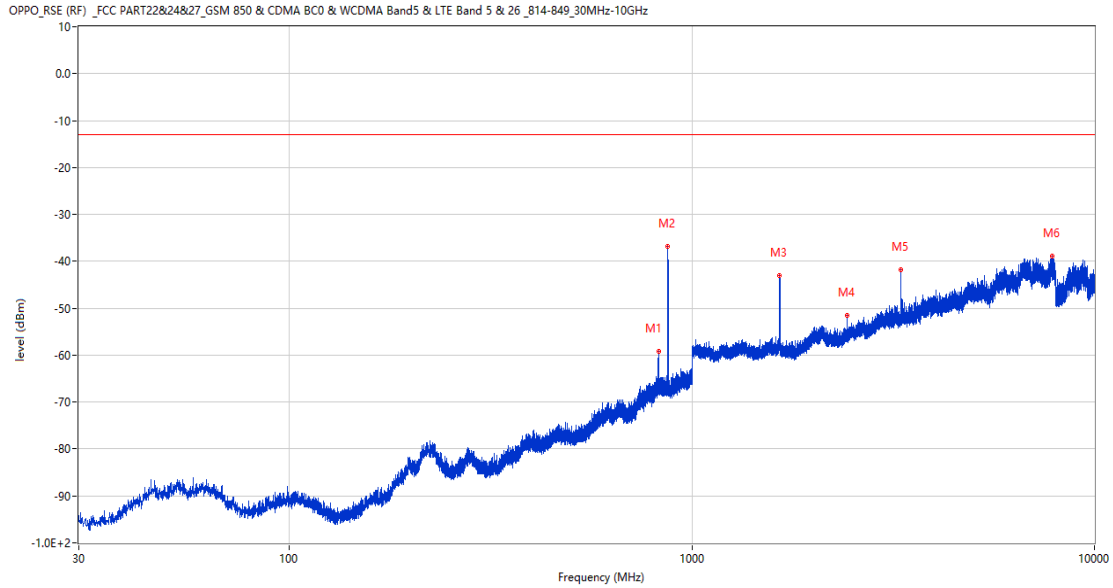
RSE-V&H WCDMA Band 4 CH1513



Frequency (MHz)	Result (dBm)	Factor (dB)	PK Limit (dBm)	Over Limit (dB)	Table (o)	ANT	EUT	Verdict
281.715	-70.16	-13.49	-13.0	-57.16	334.00	Vertical	Horizontal	Pass
1753.900	-47.87	2.03	-13.0	-34.87	1.00	Vertical	Horizontal	N/A
2153.900	-46.16	3.11	-13.0	-33.16	157.00	Vertical	Horizontal	N/A
3503.250	-46.56	6.70	-13.0	-33.56	109.00	Vertical	Horizontal	Pass
6638.500	-38.53	14.98	-13.0	-25.53	1.00	Vertical	Horizontal	Pass
12739.313	-38.26	16.12	-13.0	-25.26	88.00	Vertical	Horizontal	Pass

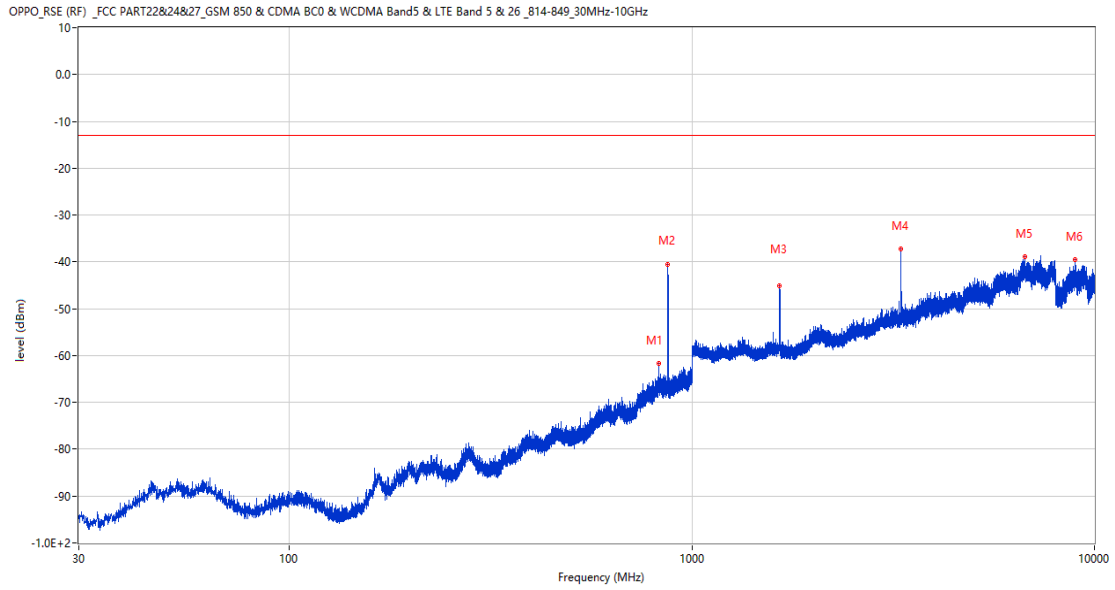
7 WCDMA Band 5
7.1 WCDMA Band 5 Low Channel

RSE-H&H WCDMA Band 5 CH4132



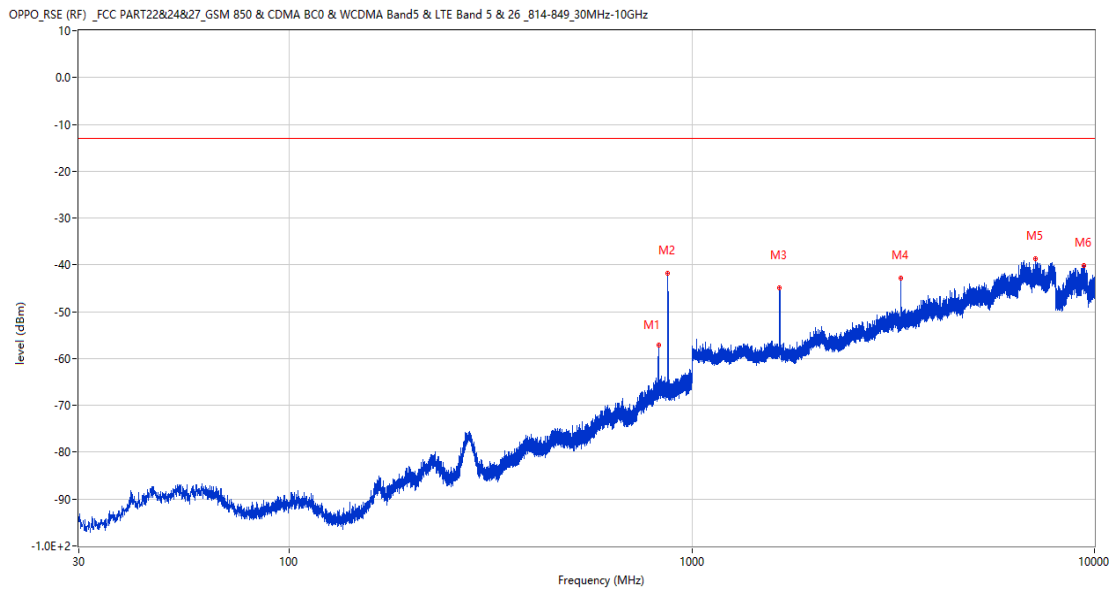
Frequency (MHz)	Result (dBm)	Factor (dB)	PK Limit (dBm)	Over Limit (dB)	Table (o)	ANT	EUT	Verdict
827.001	-59.17	4.39	-13.0	-46.17	251.00	Horizontal	Horizontal	N/A
871.135	-36.83	4.28	-13.0	-23.83	195.00	Horizontal	Horizontal	N/A
1650.900	-43.11	-4.06	-13.0	-30.11	33.00	Horizontal	Horizontal	Pass
2429.700	-51.60	0.19	-13.0	-38.60	1.00	Horizontal	Horizontal	Pass
3302.750	-41.73	5.69	-13.0	-28.73	298.00	Horizontal	Horizontal	Pass
7837.250	-38.98	15.12	-13.0	-25.98	51.00	Horizontal	Horizontal	Pass

RSE-H&V WCDMA Band 5 CH4132



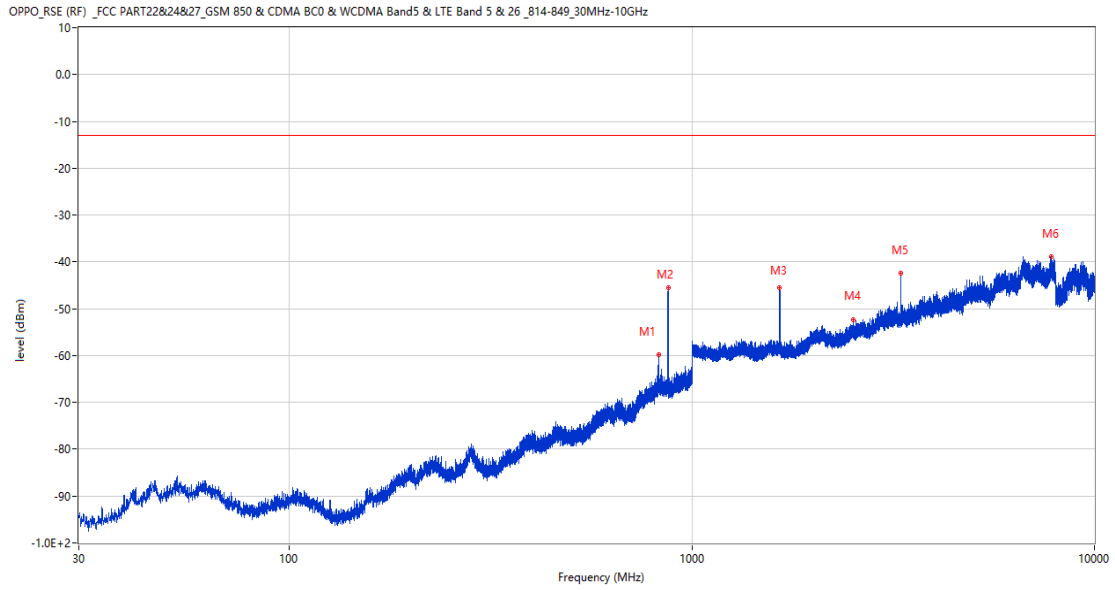
Frequency (MHz)	Result (dBm)	Factor (dB)	PK Limit (dBm)	Over Limit (dB)	Table (o)	ANT	EUT	Verdict
826.612	-61.71	4.37	-13.0	-48.71	360.00	Horizontal	Vertical	N/A
869.874	-40.58	4.20	-13.0	-27.58	200.00	Horizontal	Vertical	N/A
1651.600	-45.20	-4.03	-13.0	-32.20	1.00	Horizontal	Vertical	Pass
3303.000	-37.32	5.69	-13.0	-24.32	113.00	Horizontal	Vertical	Pass
6706.000	-38.92	15.50	-13.0	-25.92	310.00	Horizontal	Vertical	Pass
8971.800	-39.61	13.57	-13.0	-26.61	116.00	Horizontal	Vertical	Pass

RSE-V&V WCDMA Band 5 CH4132



Frequency (MHz)	Result (dBm)	Factor (dB)	PK Limit (dBm)	Over Limit (dB)	Table (o)	ANT	EUT	Verdict
826.273	-57.12	4.36	-13.0	-44.12	31.00	Vertical	Vertical	N/A
871.572	-41.88	4.30	-13.0	-28.88	89.00	Vertical	Vertical	N/A
1651.100	-44.82	-4.05	-13.0	-31.82	119.00	Vertical	Vertical	Pass
3303.500	-42.91	5.68	-13.0	-29.91	203.00	Vertical	Vertical	Pass
7147.000	-38.78	14.08	-13.0	-25.78	360.00	Vertical	Vertical	Pass
9436.100	-40.18	14.01	-13.0	-27.18	265.00	Vertical	Vertical	Pass

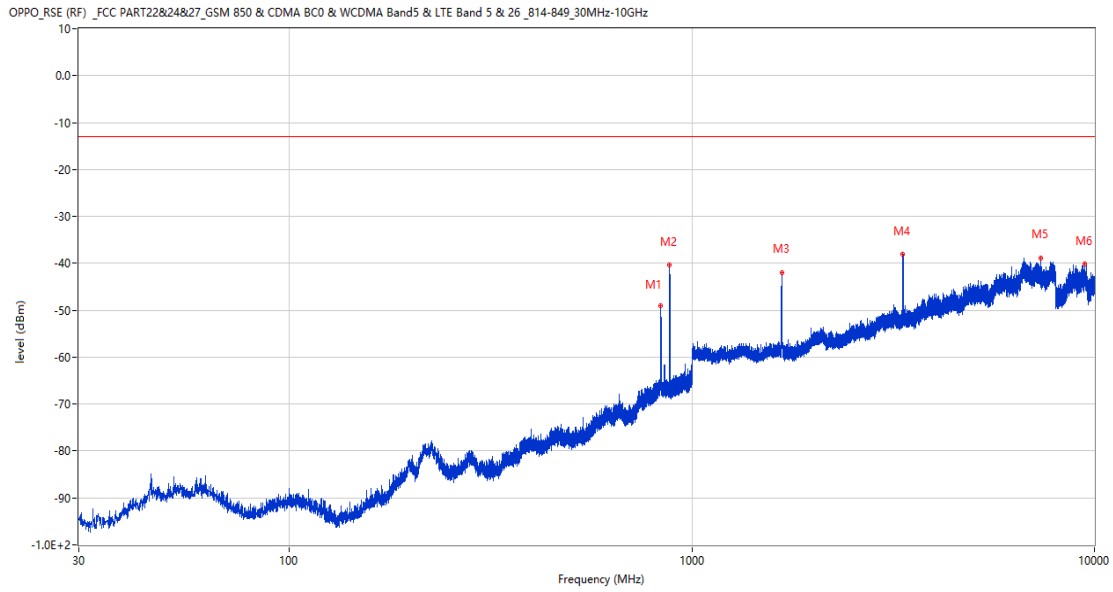
RSE-V&H WCDMA Band 5 CH4132



Frequency (MHz)	Result (dBm)	Factor (dB)	PK Limit (dBm)	Over Limit (dB)	Table (o)	ANT	EUT	Verdict
826.758	-59.82	4.38	-13.0	-46.82	219.00	Vertical	Horizontal	N/A
872.591	-45.48	4.26	-13.0	-32.48	134.00	Vertical	Horizontal	N/A
1651.400	-45.59	-4.04	-13.0	-32.59	276.00	Vertical	Horizontal	Pass
2523.100	-52.36	0.57	-13.0	-39.36	172.00	Vertical	Horizontal	Pass
3301.000	-42.43	5.56	-13.0	-29.43	263.00	Vertical	Horizontal	Pass
7821.750	-38.95	16.19	-13.0	-25.95	314.00	Vertical	Horizontal	Pass

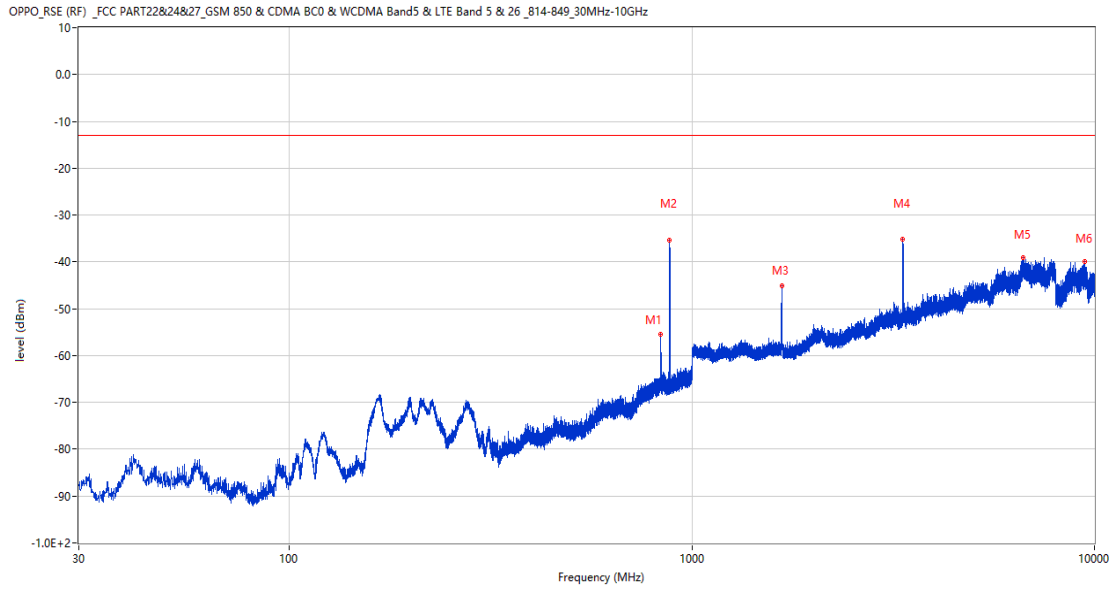
7.2 WCDMA Band 5 Middle Channel

RSE-H&H WCDMA Band 5 CH4182



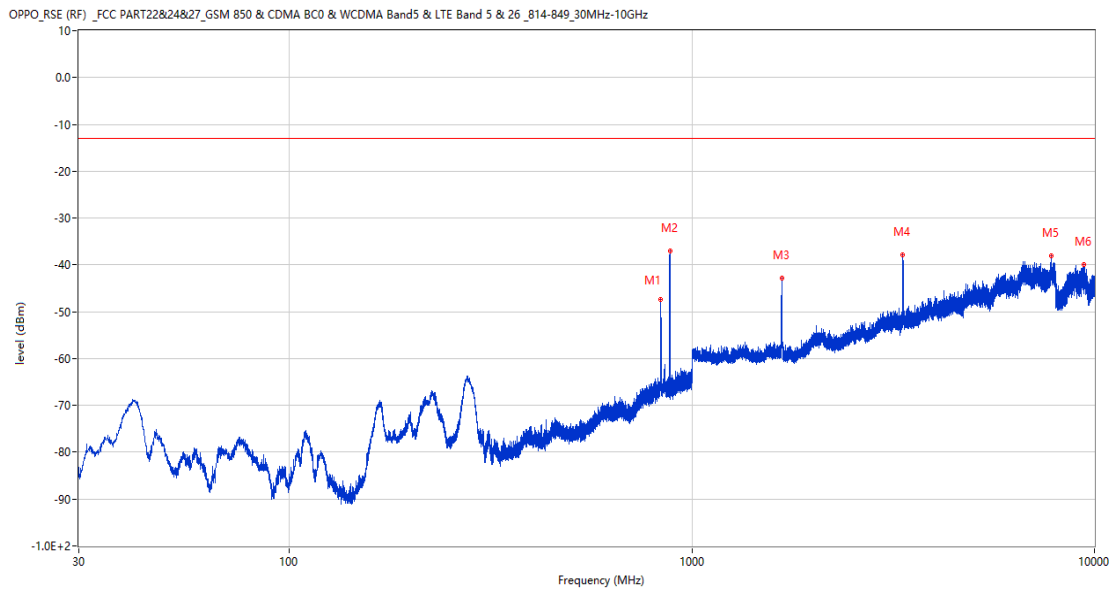
Frequency (MHz)	Result (dBm)	Factor (dB)	PK Limit (dBm)	Over Limit (dB)	Table (o)	ANT	EUT	Verdict
837.816	-49.08	4.83	-13.0	-36.08	128.00	Horizontal	Horizontal	N/A
881.127	-40.31	4.17	-13.0	-27.31	184.00	Horizontal	Horizontal	N/A
1671.000	-41.97	-4.30	-13.0	-28.97	350.00	Horizontal	Horizontal	Pass
3341.500	-38.02	5.86	-13.0	-25.02	175.00	Horizontal	Horizontal	Pass
7357.000	-38.92	14.87	-13.0	-25.92	88.00	Horizontal	Horizontal	Pass
9449.099	-40.11	14.21	-13.0	-27.11	237.00	Horizontal	Horizontal	Pass

RSE-H&V WCDMA Band 5 CH4182



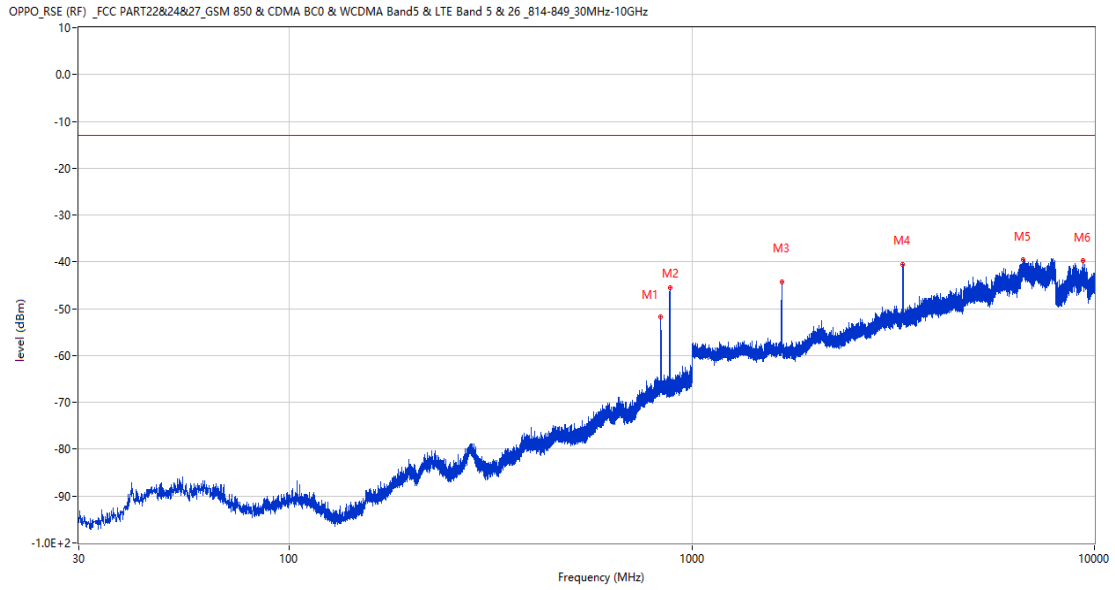
Frequency (MHz)	Result (dBm)	Factor (dB)	PK Limit (dBm)	Over Limit (dB)	Table (o)	ANT	EUT	Verdict
837.670	-55.47	4.82	-13.0	-42.47	360.00	Horizontal	Vertical	N/A
881.127	-35.27	4.17	-13.0	-22.27	196.00	Horizontal	Vertical	N/A
1671.700	-45.18	-4.28	-13.0	-32.18	148.00	Horizontal	Vertical	Pass
3341.500	-35.26	5.86	-13.0	-22.26	119.00	Horizontal	Vertical	Pass
6650.000	-39.09	15.12	-13.0	-26.09	135.00	Horizontal	Vertical	Pass
9439.200	-39.91	14.05	-13.0	-26.91	0.00	Horizontal	Vertical	Pass

RSE-V&V WCDMA Band 5 CH4182



Frequency (MHz)	Result (dBm)	Factor (dB)	PK Limit (dBm)	Over Limit (dB)	Table (o)	ANT	EUT	Verdict
836.991	-47.39	4.79	-13.0	-34.39	34.00	Vertical	Vertical	N/A
882.727	-37.08	4.16	-13.0	-24.08	86.00	Vertical	Vertical	N/A
1671.500	-42.91	-4.29	-13.0	-29.91	132.00	Vertical	Vertical	Pass
3341.000	-37.89	5.87	-13.0	-24.89	206.00	Vertical	Vertical	Pass
7809.500	-38.06	16.24	-13.0	-25.06	278.00	Vertical	Vertical	Pass
9423.500	-40.01	13.81	-13.0	-27.01	292.00	Vertical	Vertical	Pass

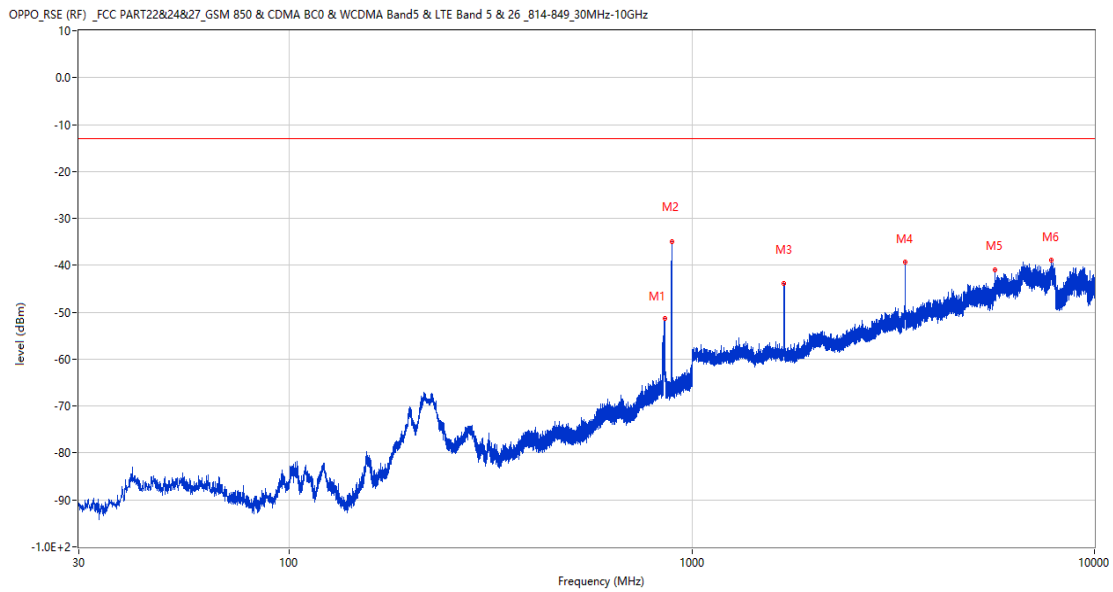
RSE-V&H WCDMA Band 5 CH4182



Frequency (MHz)	Result (dBm)	Factor (dB)	PK Limit (dBm)	Over Limit (dB)	Table (o)	ANT	EUT	Verdict
837.574	-51.73	4.82	-13.0	-38.73	254.00	Vertical	Horizontal	N/A
881.951	-45.55	4.17	-13.0	-32.55	135.00	Vertical	Horizontal	N/A
1671.200	-44.33	-4.31	-13.0	-31.33	276.00	Vertical	Horizontal	Pass
3341.500	-40.54	5.86	-13.0	-27.54	191.00	Vertical	Horizontal	Pass
6647.250	-39.42	15.22	-13.0	-26.42	82.00	Vertical	Horizontal	Pass
9351.900	-39.73	14.75	-13.0	-26.73	234.00	Vertical	Horizontal	Pass

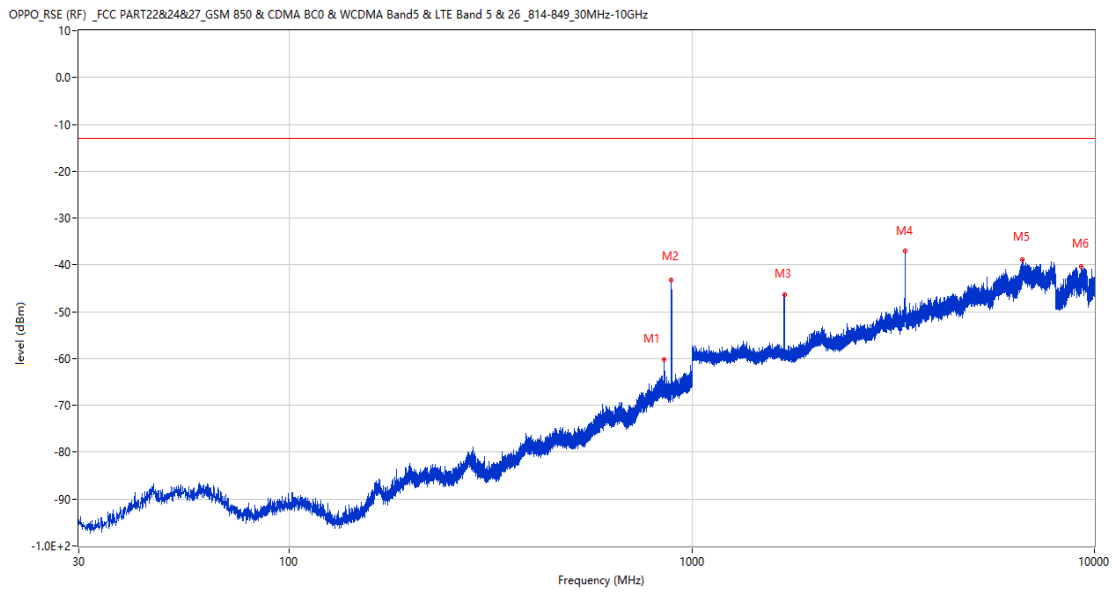
7.3 WCDMA Band 5 High Channel

RSE-H&H WCDMA Band 5 CH4233



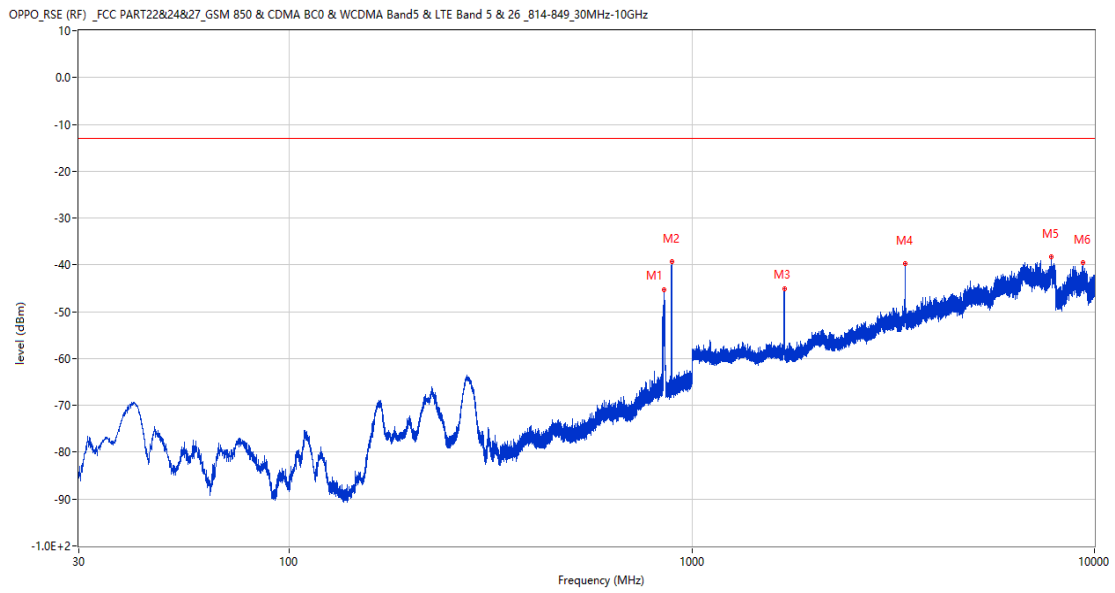
Frequency (MHz)	Result (dBm)	Factor (dB)	PK Limit (dBm)	Over Limit (dB)	Table (o)	ANT	EUT	Verdict
855.955	-51.27	4.84	-13.0	-38.27	146.00	Horizontal	Horizontal	N/A
891.700	-34.95	4.60	-13.0	-21.95	202.00	Horizontal	Horizontal	N/A
1695.400	-43.90	-4.46	-13.0	-30.90	21.00	Horizontal	Horizontal	Pass
3390.000	-39.25	6.46	-13.0	-26.25	310.00	Horizontal	Horizontal	Pass
5673.250	-41.04	11.41	-13.0	-28.04	271.00	Horizontal	Horizontal	Pass
7803.000	-38.90	16.00	-13.0	-25.90	360.00	Horizontal	Horizontal	Pass

RSE-H&V WCDMA Band 5 CH4233



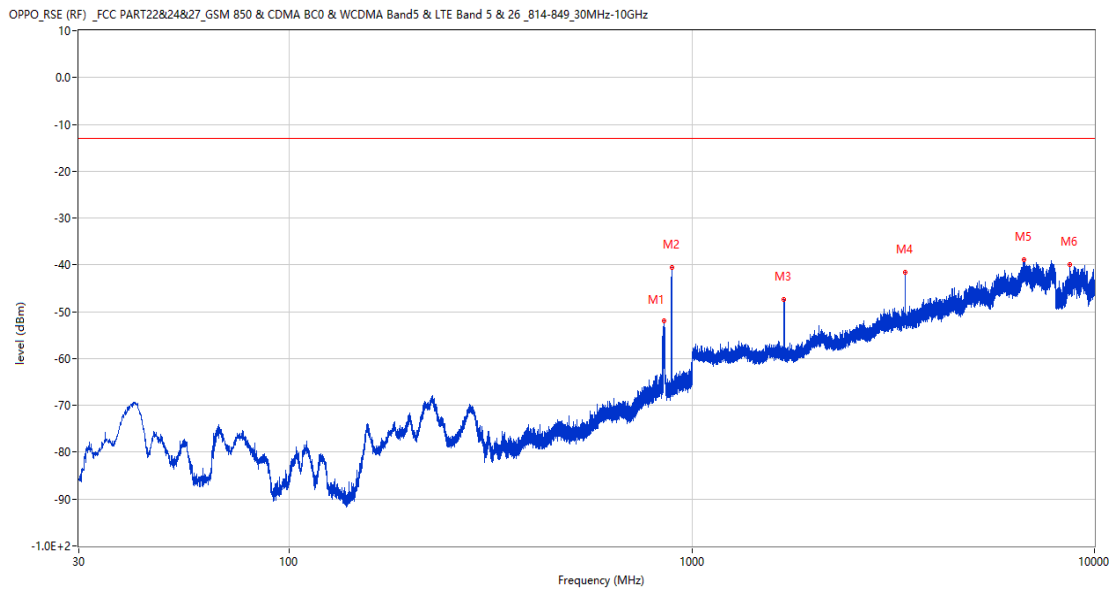
Frequency (MHz)	Result (dBm)	Factor (dB)	PK Limit (dBm)	Over Limit (dB)	Table (o)	ANT	EUT	Verdict
854.694	-60.15	4.84	-13.0	-47.15	39.00	Horizontal	Vertical	N/A
890.196	-43.31	4.58	-13.0	-30.31	199.00	Horizontal	Vertical	N/A
1696.300	-46.42	-4.45	-13.0	-33.42	152.00	Horizontal	Vertical	Pass
3392.250	-37.06	6.46	-13.0	-24.06	116.00	Horizontal	Vertical	Pass
6631.500	-38.99	14.85	-13.0	-25.99	207.00	Horizontal	Vertical	Pass
9287.599	-40.35	15.11	-13.0	-27.35	360.00	Horizontal	Vertical	Pass

RSE-V&V WCDMA Band 5 CH4233



Frequency (MHz)	Result (dBm)	Factor (dB)	PK Limit (dBm)	Over Limit (dB)	Table (o)	ANT	EUT	Verdict
852.366	-45.41	4.86	-13.0	-32.41	16.00	Vertical	Vertical	N/A
890.633	-39.36	4.58	-13.0	-26.36	85.00	Vertical	Vertical	N/A
1696.400	-45.18	-4.46	-13.0	-32.18	140.00	Vertical	Vertical	Pass
3390.750	-39.75	6.39	-13.0	-26.75	202.00	Vertical	Vertical	Pass
7804.000	-38.33	15.95	-13.0	-25.33	184.00	Vertical	Vertical	Pass
9346.300	-39.42	14.84	-13.0	-26.42	267.00	Vertical	Vertical	Pass

RSE-V&H WCDMA Band 5 CH4233



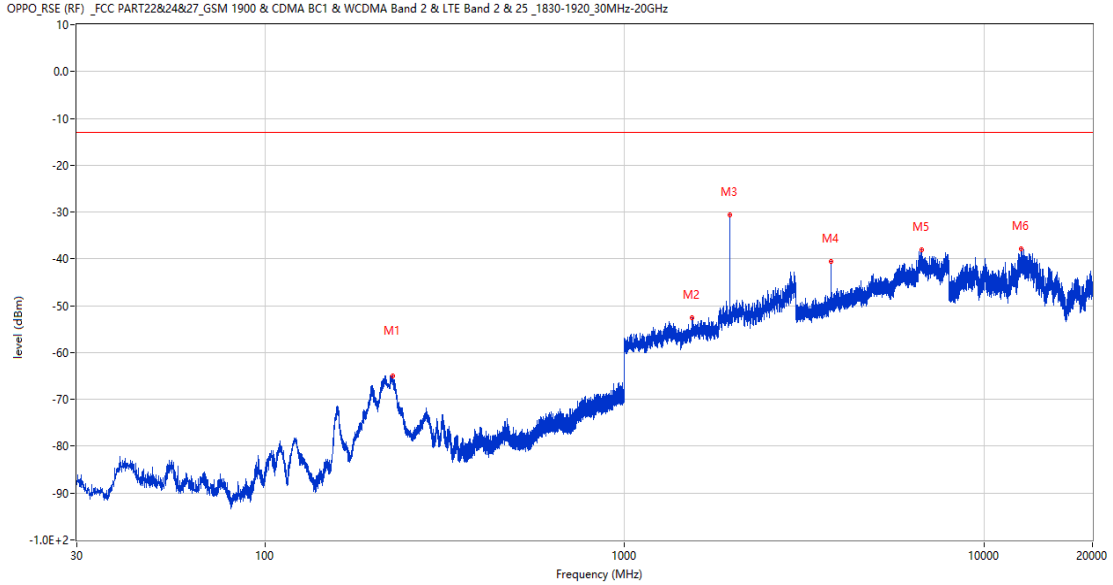
Frequency (MHz)	Result (dBm)	Factor (dB)	PK Limit (dBm)	Over Limit (dB)	Table (o)	ANT	EUT	Verdict
852.123	-51.97	4.86	-13.0	-38.97	359.00	Vertical	Horizontal	N/A
892.961	-40.65	4.57	-13.0	-27.65	54.00	Vertical	Horizontal	N/A
1692.300	-47.40	-4.58	-13.0	-34.40	283.00	Vertical	Horizontal	Pass
3387.750	-41.65	6.58	-13.0	-28.65	203.00	Vertical	Horizontal	Pass
6679.000	-38.95	14.59	-13.0	-25.95	8.00	Vertical	Horizontal	Pass
8704.500	-39.99	14.17	-13.0	-26.99	90.00	Vertical	Horizontal	Pass

LTE

8 LTE Band 2

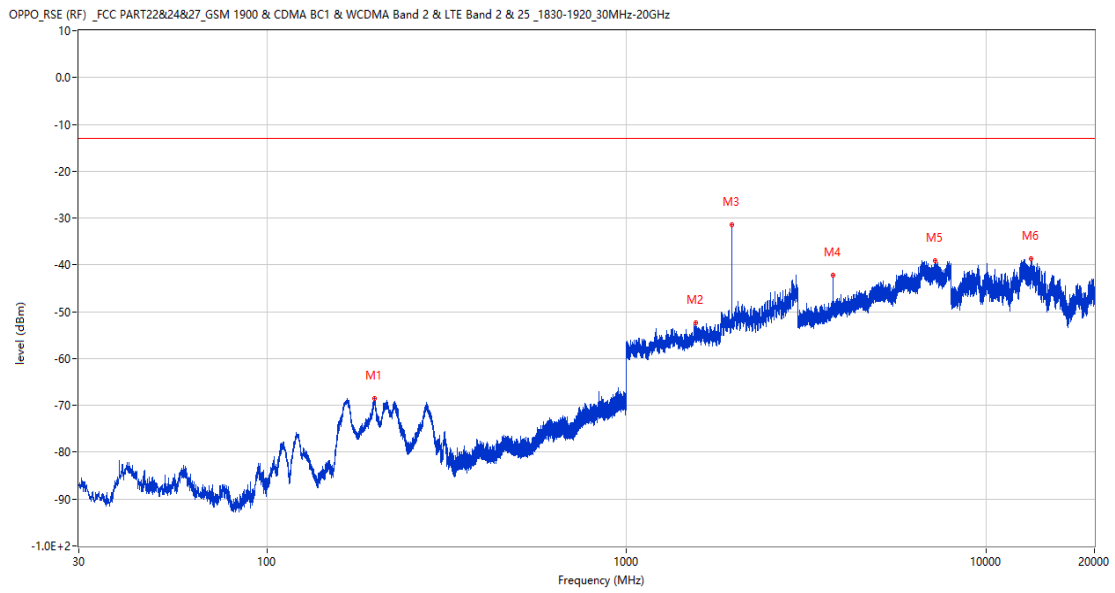
8.1 LTE Band 2 BW1.4, Middle Channel

RSE-H&H LTE Band 2 BW1.4 CH18900



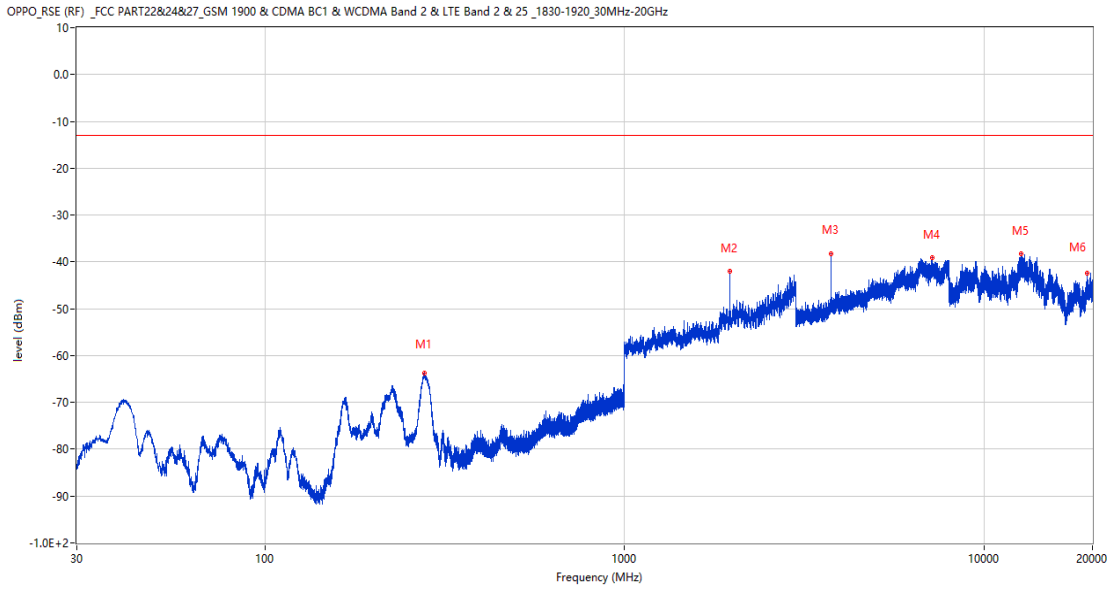
Frequency (MHz)	Result (dBm)	Factor (dB)	PK Limit (dBm)	Over Limit (dB)	Table (o)	ANT	EUT	Verdict
226.667	-65.00	-15.70	-13.0	-52.00	324.00	Horizontal	Horizontal	Pass
1544.000	-52.63	0.18	-13.0	-39.63	109.00	Horizontal	Horizontal	Pass
1960.700	-30.69	2.80	-13.0	-17.69	163.00	Horizontal	Horizontal	N/A
3759.750	-40.60	8.73	-13.0	-27.60	219.00	Horizontal	Horizontal	Pass
6708.250	-38.01	15.73	-13.0	-25.01	175.00	Horizontal	Horizontal	Pass
12700.599	-37.83	16.53	-13.0	-24.83	71.00	Horizontal	Horizontal	Pass

RSE-H&V LTE Band 2 BW1.4 CH18900



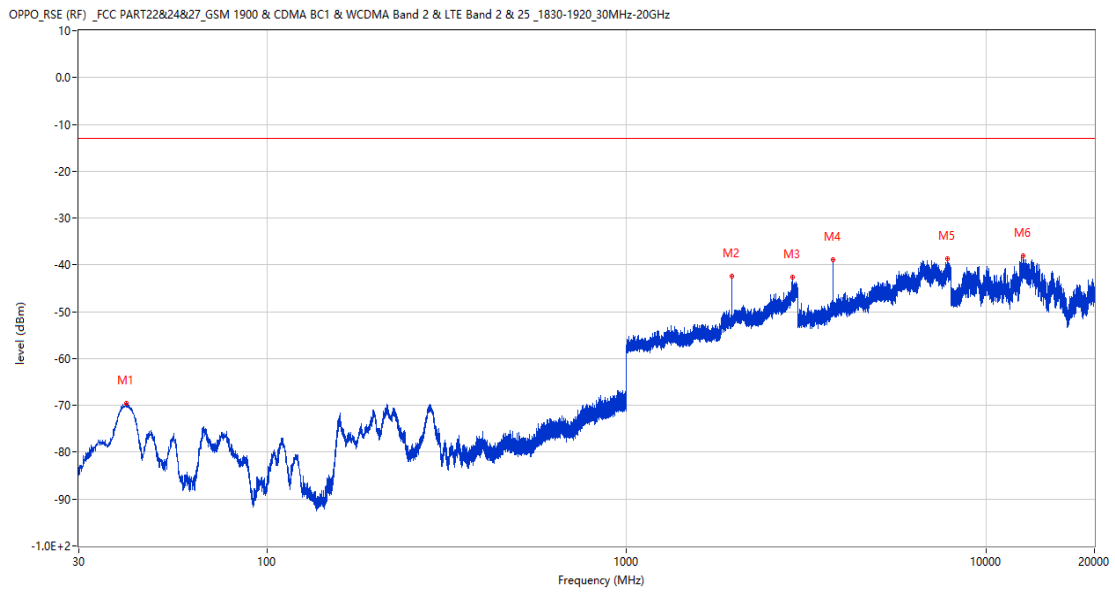
Frequency (MHz)	Result (dBm)	Factor (dB)	PK Limit (dBm)	Over Limit (dB)	Table (o)	ANT	EUT	Verdict
198.683	-68.48	-16.07	-13.0	-55.48	295.00	Horizontal	Vertical	Pass
1555.000	-52.44	0.18	-13.0	-39.44	45.00	Horizontal	Vertical	Pass
1960.500	-31.39	2.80	-13.0	-18.39	204.00	Horizontal	Vertical	N/A
3759.500	-42.14	8.70	-13.0	-29.14	138.00	Horizontal	Vertical	Pass
7200.000	-39.19	14.80	-13.0	-26.19	122.00	Horizontal	Vertical	Pass
13352.838	-38.74	16.19	-13.0	-25.74	31.00	Horizontal	Vertical	Pass

RSE-V&V LTE Band 2 BW1.4 CH18900



Frequency (MHz)	Result (dBm)	Factor (dB)	PK Limit (dBm)	Over Limit (dB)	Table (o)	ANT	EUT	Verdict
277.108	-63.77	-13.82	-13.0	-50.77	0.00	Vertical	Vertical	Pass
1960.400	-41.91	2.80	-13.0	-28.91	245.00	Vertical	Vertical	N/A
3759.750	-38.36	8.73	-13.0	-25.36	125.00	Vertical	Vertical	Pass
7191.750	-39.19	14.55	-13.0	-26.19	276.00	Vertical	Vertical	Pass
12699.888	-38.27	16.54	-13.0	-25.27	18.00	Vertical	Vertical	Pass
19369.974	-42.35	10.65	-13.0	-29.35	124.00	Vertical	Vertical	Pass

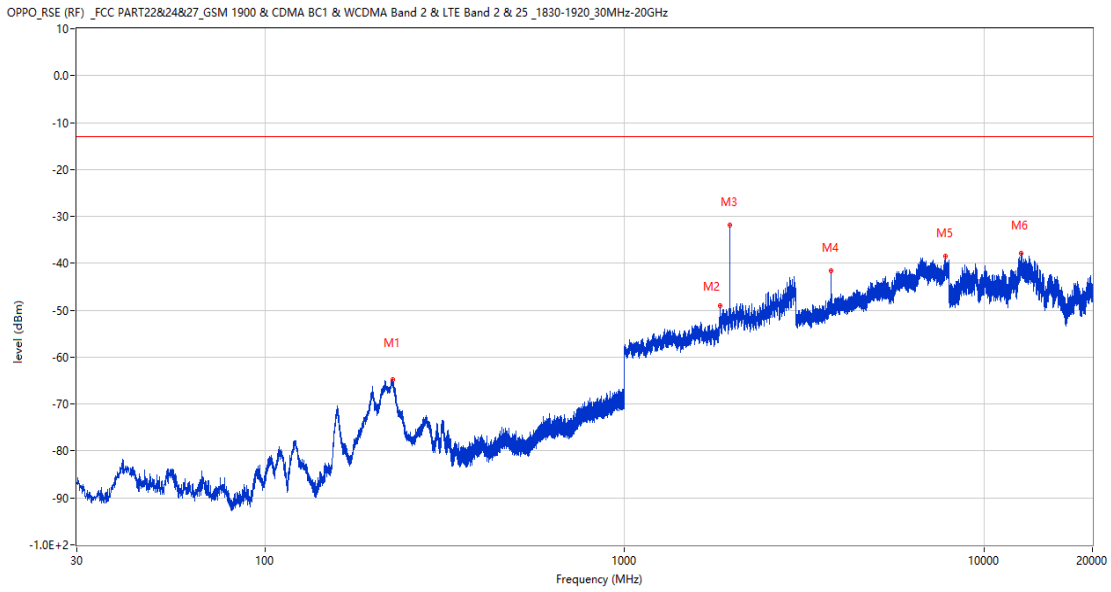
RSE-V&H LTE Band 2 BW1.4 CH18900



Frequency (MHz)	Result (dBm)	Factor (dB)	PK Limit (dBm)	Over Limit (dB)	Table (o)	ANT	EUT	Verdict
40.573	-69.56	-19.02	-13.0	-56.56	191.00	Vertical	Horizontal	Pass
1960.700	-42.31	2.80	-13.0	-29.31	287.00	Vertical	Horizontal	N/A
2888.900	-42.70	11.79	-13.0	-29.70	304.00	Vertical	Horizontal	Pass
3759.750	-38.92	8.73	-13.0	-25.92	159.00	Vertical	Horizontal	Pass
7804.250	-38.69	16.00	-13.0	-25.69	170.00	Vertical	Horizontal	Pass
12705.825	-37.99	16.48	-13.0	-24.99	114.00	Vertical	Horizontal	Pass

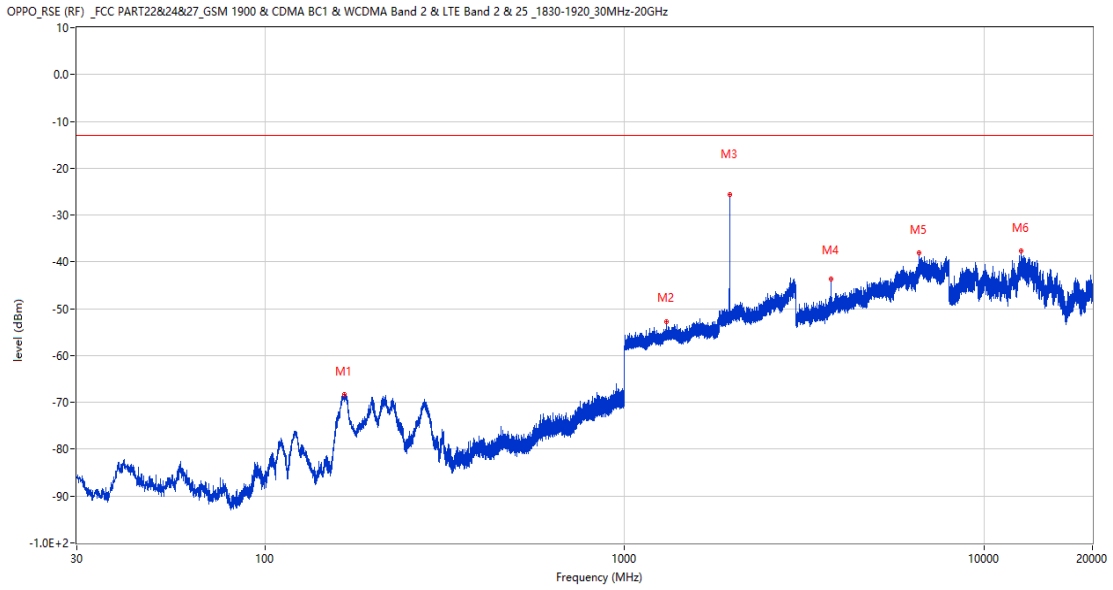
8.2 LTE Band 2 BW3, Middle Channel

RSE-H&H LTE Band 2 BW3 CH18900



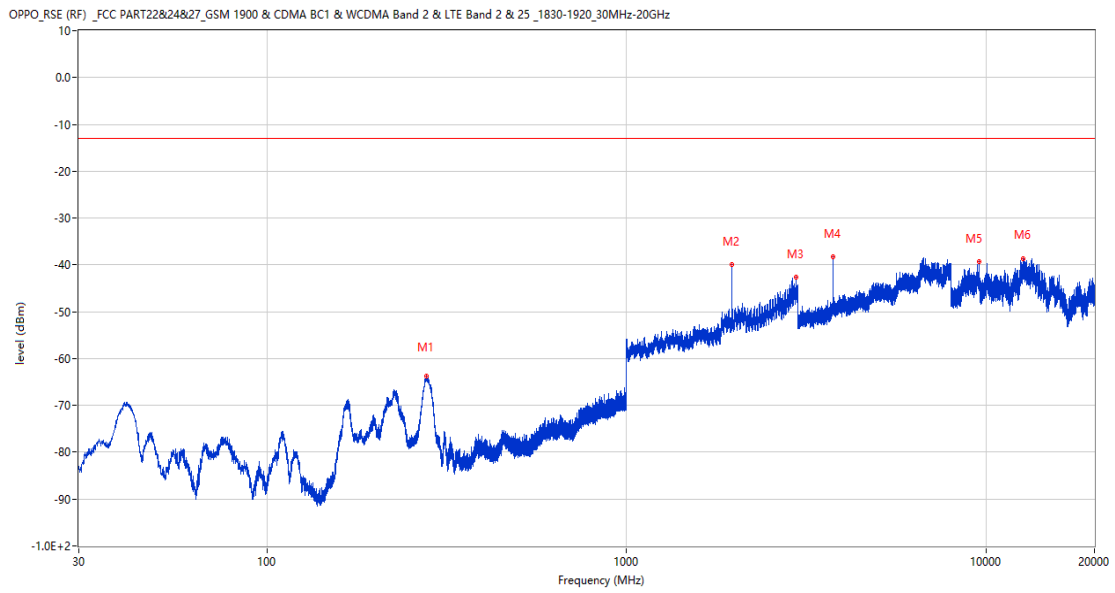
Frequency (MHz)	Result (dBm)	Factor (dB)	PK Limit (dBm)	Over Limit (dB)	Table (o)	ANT	EUT	Verdict
226.958	-64.80	-15.67	-13.0	-51.80	329.00	Horizontal	Horizontal	Pass
1841.200	-49.09	2.34	-13.0	-36.09	1.00	Horizontal	Horizontal	Pass
1960.700	-31.93	2.80	-13.0	-18.93	157.00	Horizontal	Horizontal	N/A
3758.000	-41.56	8.57	-13.0	-28.56	225.00	Horizontal	Horizontal	Pass
7797.000	-38.53	15.83	-13.0	-25.53	280.00	Horizontal	Horizontal	Pass
12649.300	-37.88	15.66	-13.0	-24.88	316.00	Horizontal	Horizontal	Pass

RSE-H&V LTE Band 2 BW3 CH18900



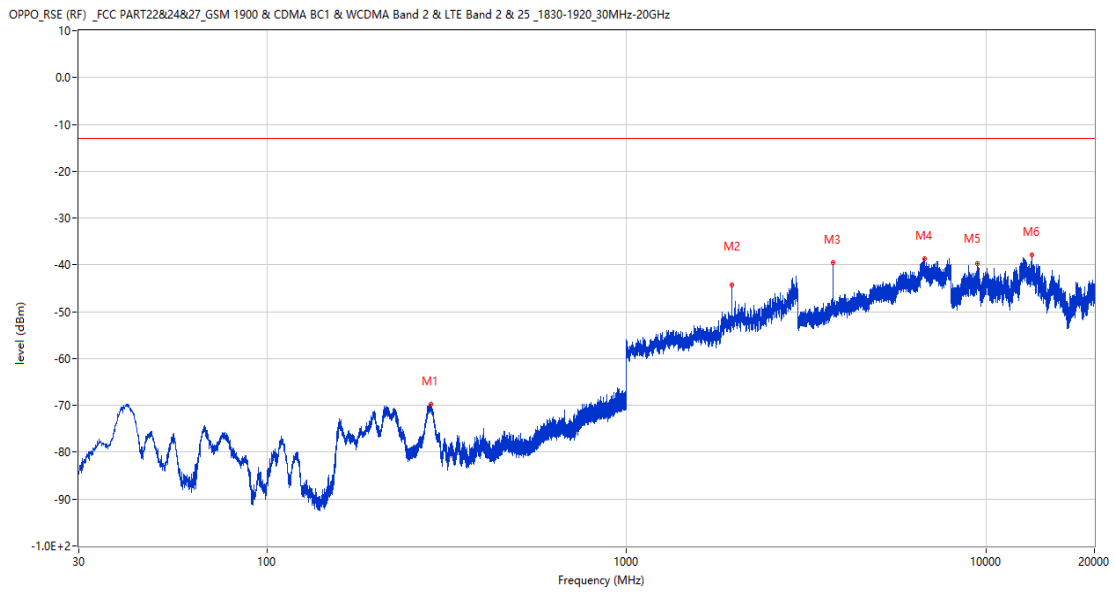
Frequency (MHz)	Result (dBm)	Factor (dB)	PK Limit (dBm)	Over Limit (dB)	Table (o)	ANT	EUT	Verdict
166.479	-68.32	-19.32	-13.0	-55.32	348.00	Horizontal	Vertical	Pass
1304.900	-52.85	-0.23	-13.0	-39.85	236.00	Horizontal	Vertical	Pass
1960.400	-25.69	2.80	-13.0	-12.69	193.00	Horizontal	Vertical	N/A
3757.750	-43.74	8.55	-13.0	-30.74	360.00	Horizontal	Vertical	Pass
6586.500	-37.98	14.20	-13.0	-24.98	9.00	Horizontal	Vertical	Pass
12684.450	-37.69	16.27	-13.0	-24.69	265.00	Horizontal	Vertical	Pass

RSE-V&V LTE Band 2 BW3 CH18900



Frequency (MHz)	Result (dBm)	Factor (dB)	PK Limit (dBm)	Over Limit (dB)	Table (o)	ANT	EUT	Verdict
277.156	-63.75	-13.82	-13.0	-50.75	348.00	Vertical	Vertical	Pass
1961.700	-39.92	3.06	-13.0	-26.92	232.00	Vertical	Vertical	N/A
2962.700	-42.61	11.80	-13.0	-29.61	45.00	Vertical	Vertical	Pass
3757.750	-38.24	8.55	-13.0	-25.24	120.00	Vertical	Vertical	Pass
9573.675	-39.28	13.16	-13.0	-26.28	319.00	Vertical	Vertical	Pass
12706.537	-38.69	16.47	-13.0	-25.69	0.00	Vertical	Vertical	Pass

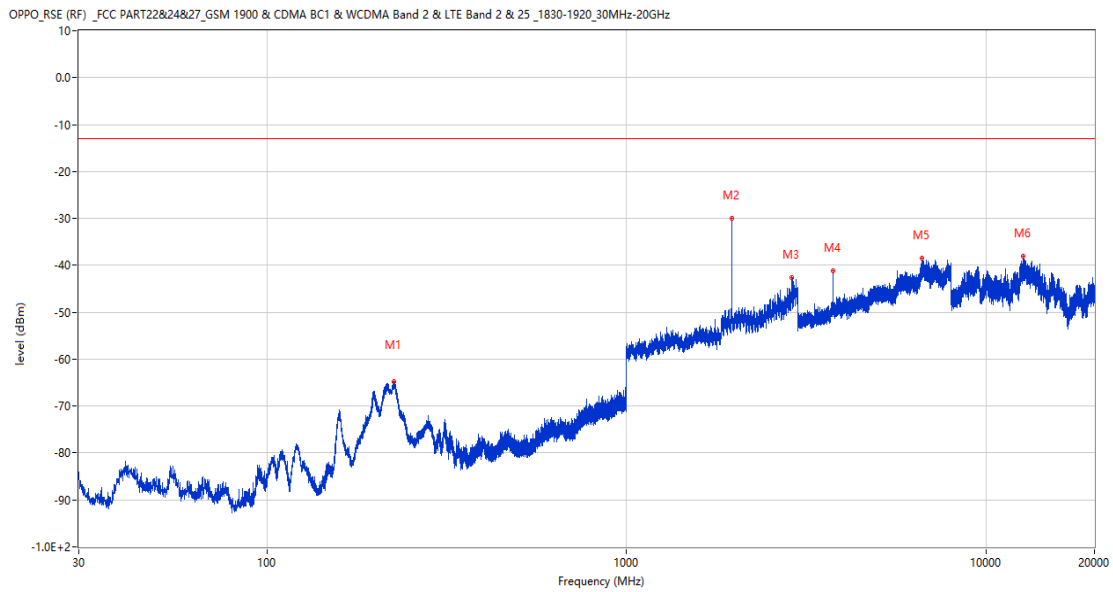
RSE-V&H LTE Band 2 BW3 CH18900



Frequency (MHz)	Result (dBm)	Factor (dB)	PK Limit (dBm)	Over Limit (dB)	Table (o)	ANT	EUT	Verdict
286.419	-69.83	-13.59	-13.0	-56.83	360.00	Vertical	Horizontal	Pass
1960.700	-44.22	2.80	-13.0	-31.22	124.00	Vertical	Horizontal	N/A
3758.000	-39.51	8.57	-13.0	-26.51	131.00	Vertical	Horizontal	Pass
6756.500	-38.68	14.38	-13.0	-25.68	345.00	Vertical	Horizontal	Pass
9474.638	-39.80	13.45	-13.0	-26.80	44.00	Vertical	Horizontal	Pass
13391.625	-37.90	16.32	-13.0	-24.90	138.00	Vertical	Horizontal	Pass

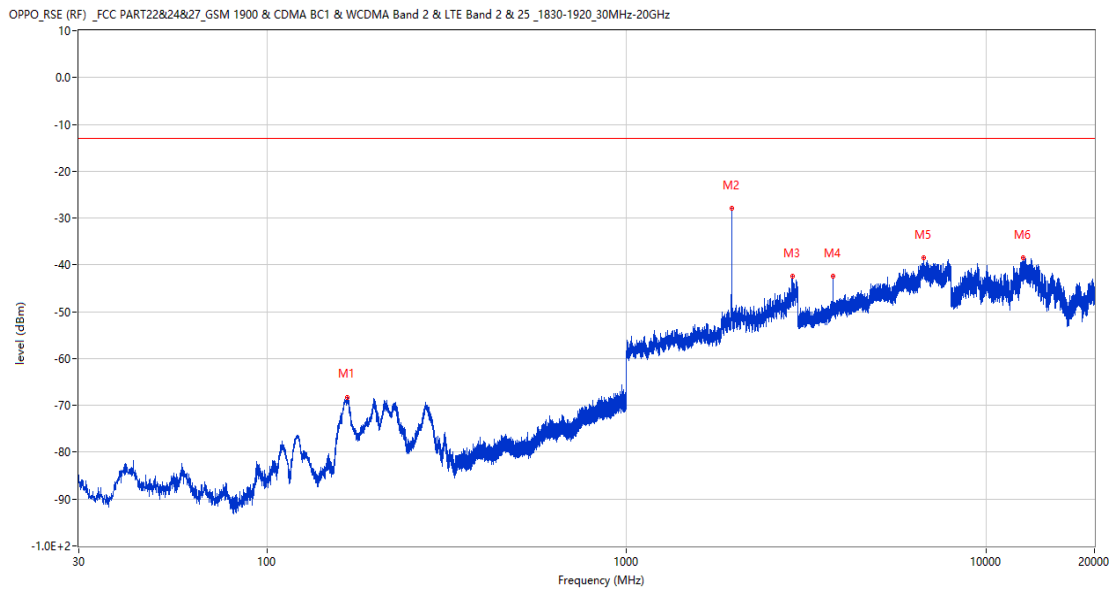
8.3 LTE Band 2 BW5, Middle Channel

RSE-H&H LTE Band 2 BW5 CH18900



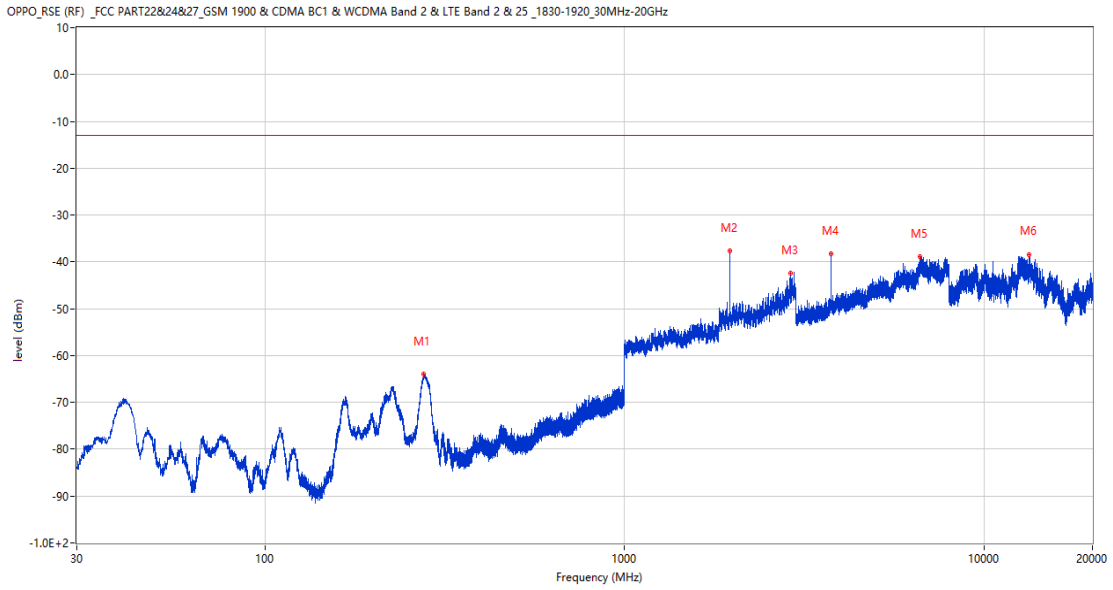
Frequency (MHz)	Result (dBm)	Factor (dB)	PK Limit (dBm)	Over Limit (dB)	Table (o)	ANT	EUT	Verdict
225.406	-64.86	-15.80	-13.0	-51.86	340.00	Horizontal	Horizontal	Pass
1962.200	-29.90	3.02	-13.0	-16.90	155.00	Horizontal	Horizontal	N/A
2883.500	-42.55	10.83	-13.0	-29.55	260.00	Horizontal	Horizontal	Pass
3756.000	-41.18	8.38	-13.0	-28.18	218.00	Horizontal	Horizontal	Pass
6646.750	-38.39	15.26	-13.0	-25.39	92.00	Horizontal	Horizontal	Pass
12660.225	-38.00	15.85	-13.0	-25.00	18.00	Horizontal	Horizontal	Pass

RSE-H&V LTE Band 2 BW5 CH18900



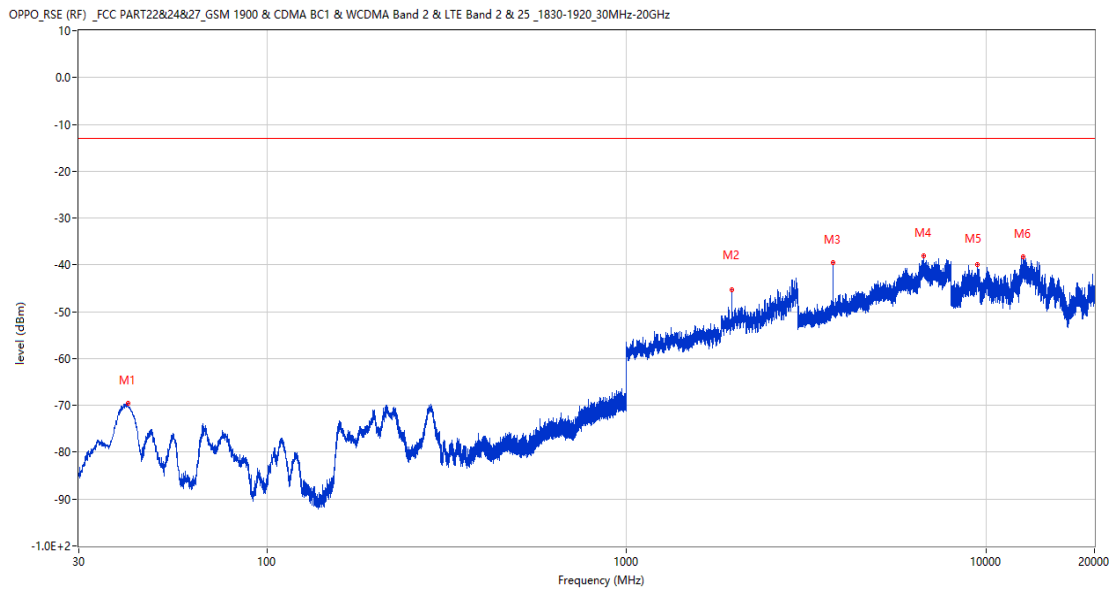
Frequency (MHz)	Result (dBm)	Factor (dB)	PK Limit (dBm)	Over Limit (dB)	Table (o)	ANT	EUT	Verdict
167.692	-68.32	-19.27	-13.0	-55.32	171.00	Horizontal	Vertical	Pass
1960.300	-27.92	2.80	-13.0	-14.92	196.00	Horizontal	Vertical	N/A
2887.600	-42.50	11.73	-13.0	-29.50	28.00	Horizontal	Vertical	Pass
3756.250	-42.45	8.41	-13.0	-29.45	231.00	Horizontal	Vertical	Pass
6710.250	-38.43	15.65	-13.0	-25.43	357.00	Horizontal	Vertical	Pass
12678.513	-38.57	16.17	-13.0	-25.57	95.00	Horizontal	Vertical	Pass

RSE-V&V LTE Band 2 BW5 CH18900



Frequency (MHz)	Result (dBm)	Factor (dB)	PK Limit (dBm)	Over Limit (dB)	Table (o)	ANT	EUT	Verdict
276.671	-63.88	-13.82	-13.0	-50.88	359.00	Vertical	Vertical	Pass
1960.200	-37.58	2.80	-13.0	-24.58	242.00	Vertical	Vertical	N/A
2891.300	-42.38	12.07	-13.0	-29.38	360.00	Vertical	Vertical	Pass
3756.500	-38.31	8.42	-13.0	-25.31	125.00	Vertical	Vertical	Pass
6628.000	-38.98	14.83	-13.0	-25.98	31.00	Vertical	Vertical	Pass
13332.175	-38.43	15.70	-13.0	-25.43	0.00	Vertical	Vertical	Pass

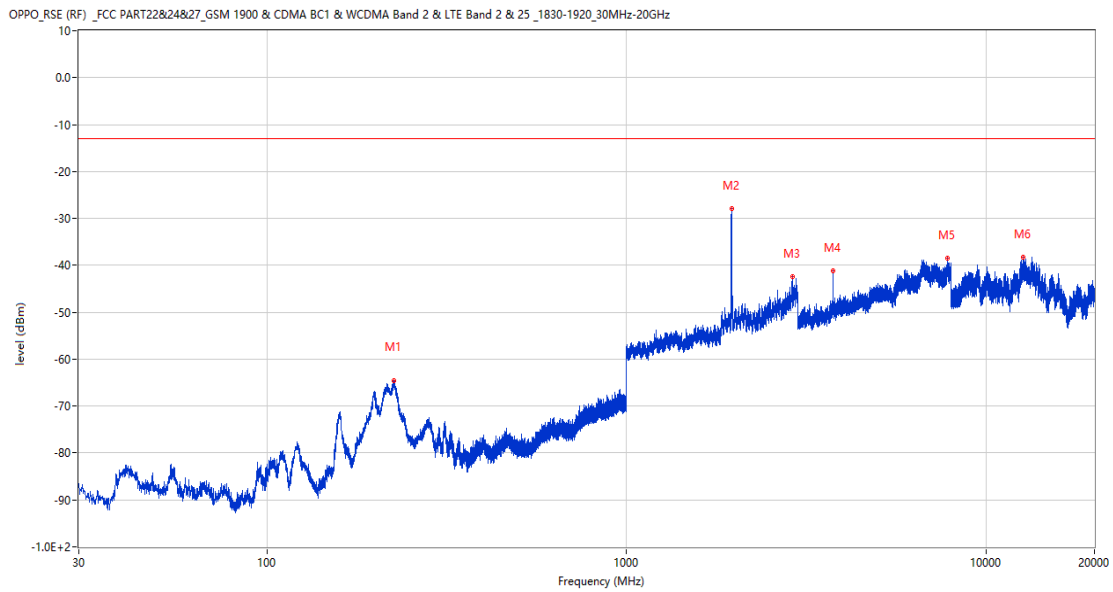
RSE-V&H LTE Band 2 BW5 CH18900



Frequency (MHz)	Result (dBm)	Factor (dB)	PK Limit (dBm)	Over Limit (dB)	Table (o)	ANT	EUT	Verdict
41.155	-69.53	-18.66	-13.0	-56.53	141.00	Vertical	Horizontal	Pass
1959.400	-45.23	2.75	-13.0	-32.23	295.00	Vertical	Horizontal	N/A
3756.250	-39.45	8.41	-13.0	-26.45	158.00	Vertical	Horizontal	Pass
6718.250	-38.13	15.65	-13.0	-25.13	3.00	Vertical	Horizontal	Pass
9453.500	-39.96	14.11	-13.0	-26.96	18.00	Vertical	Horizontal	Pass
12657.375	-38.19	15.80	-13.0	-25.19	120.00	Vertical	Horizontal	Pass

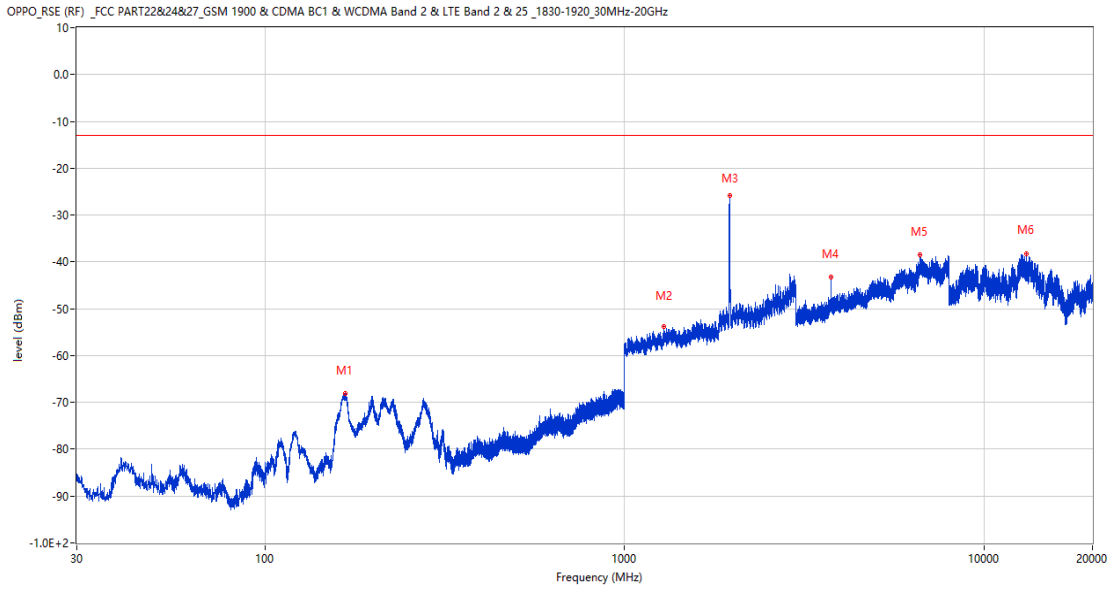
8.4 LTE Band 2 BW10, Middle Channel

RSE-H&H LTE Band 2 BW10 CH18900



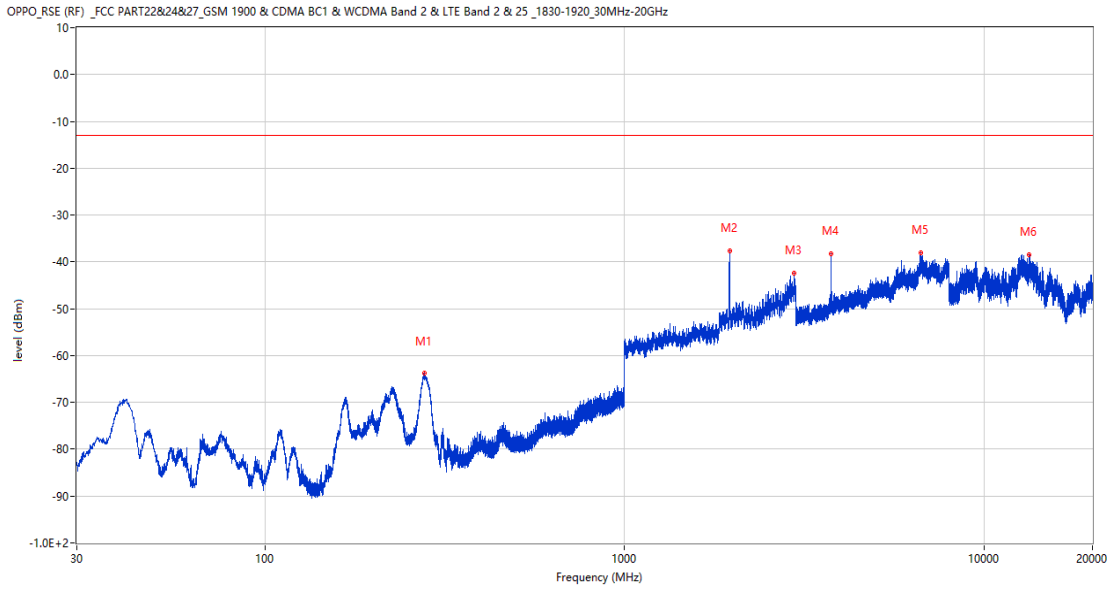
Frequency (MHz)	Result (dBm)	Factor (dB)	PK Limit (dBm)	Over Limit (dB)	Table (o)	ANT	EUT	Verdict
225.455	-64.55	-15.79	-13.0	-51.55	331.00	Horizontal	Horizontal	Pass
1964.500	-27.94	2.95	-13.0	-14.94	167.00	Horizontal	Horizontal	N/A
2887.800	-42.51	11.72	-13.0	-29.51	185.00	Horizontal	Horizontal	Pass
3752.000	-41.18	8.04	-13.0	-28.18	215.00	Horizontal	Horizontal	Pass
7793.000	-38.49	15.59	-13.0	-25.49	302.00	Horizontal	Horizontal	Pass
12690.388	-38.25	16.37	-13.0	-25.25	68.00	Horizontal	Horizontal	Pass

RSE-H&V LTE Band 2 BW10 CH18900



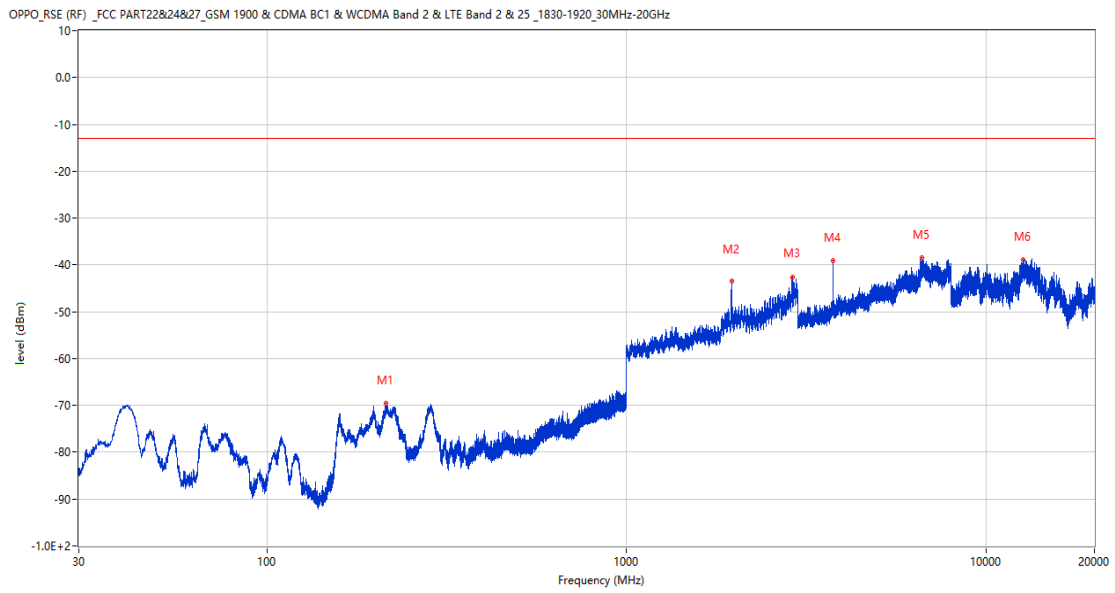
Frequency (MHz)	Result (dBm)	Factor (dB)	PK Limit (dBm)	Over Limit (dB)	Table (o)	ANT	EUT	Verdict
167.304	-68.05	-19.28	-13.0	-55.05	337.00	Horizontal	Vertical	Pass
1286.200	-53.72	-0.69	-13.0	-40.72	330.00	Horizontal	Vertical	Pass
1958.000	-25.88	2.93	-13.0	-12.88	199.00	Horizontal	Vertical	N/A
3751.750	-43.32	8.03	-13.0	-30.32	0.00	Horizontal	Vertical	Pass
6646.250	-38.57	15.25	-13.0	-25.57	331.00	Horizontal	Vertical	Pass
13136.425	-38.18	15.21	-13.0	-25.18	18.00	Horizontal	Vertical	Pass

RSE-V&V LTE Band 2 BW10 CH18900



Frequency (MHz)	Result (dBm)	Factor (dB)	PK Limit (dBm)	Over Limit (dB)	Table (o)	ANT	EUT	Verdict
277.641	-63.80	-13.79	-13.0	-50.80	360.00	Vertical	Vertical	Pass
1958.700	-37.66	2.77	-13.0	-24.66	252.00	Vertical	Vertical	N/A
2962.600	-42.46	11.78	-13.0	-29.46	360.00	Vertical	Vertical	Pass
3752.000	-38.30	8.04	-13.0	-25.30	124.00	Vertical	Vertical	Pass
6655.000	-38.05	14.97	-13.0	-25.05	212.00	Vertical	Vertical	Pass
13358.276	-38.50	16.21	-13.0	-25.50	105.00	Vertical	Vertical	Pass

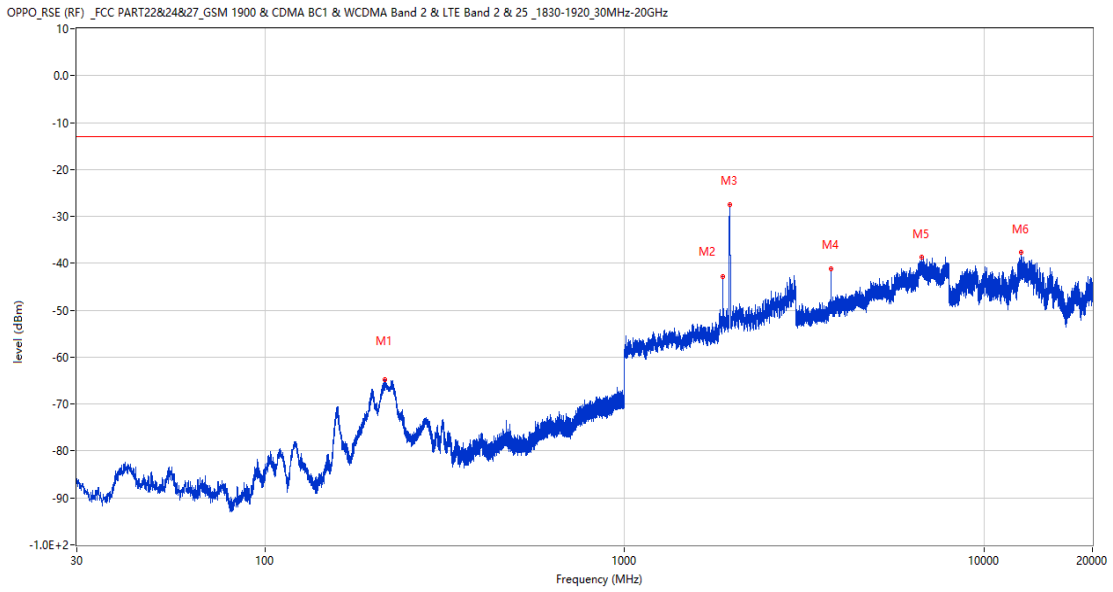
RSE-V&H LTE Band 2 BW10 CH18900



Frequency (MHz)	Result (dBm)	Factor (dB)	PK Limit (dBm)	Over Limit (dB)	Table (o)	ANT	EUT	Verdict
214.251	-69.63	-16.64	-13.0	-56.63	152.00	Vertical	Horizontal	Pass
1959.000	-43.36	2.76	-13.0	-30.36	287.00	Vertical	Horizontal	N/A
2889.900	-42.61	12.01	-13.0	-29.61	234.00	Vertical	Horizontal	Pass
3751.750	-39.03	8.03	-13.0	-26.03	155.00	Vertical	Horizontal	Pass
6632.500	-38.47	14.93	-13.0	-25.47	65.00	Vertical	Horizontal	Pass
12636.237	-38.89	15.54	-13.0	-25.89	40.00	Vertical	Horizontal	Pass

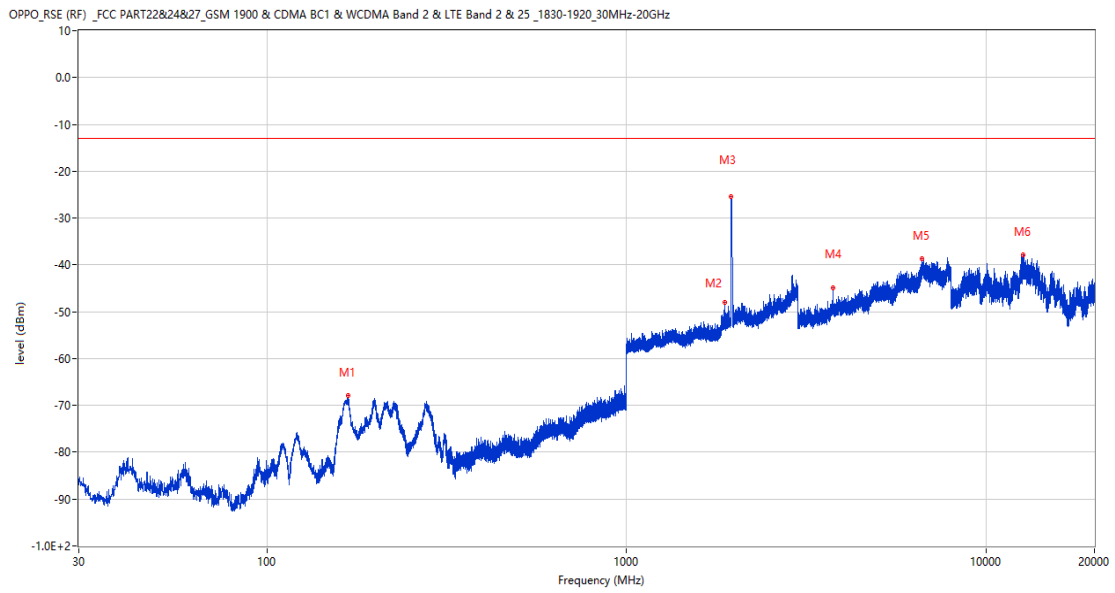
8.5 LTE Band 2 BW15, Middle Channel

RSE-H&H LTE Band 2 BW15 CH18900



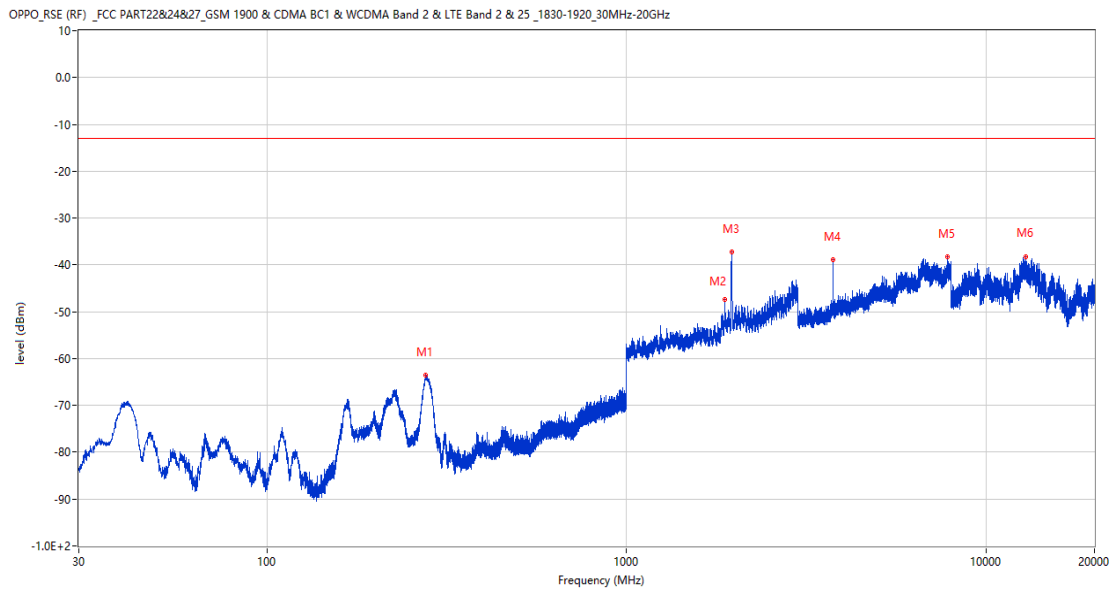
Frequency (MHz)	Result (dBm)	Factor (dB)	PK Limit (dBm)	Over Limit (dB)	Table (o)	ANT	EUT	Verdict
214.979	-64.70	-16.69	-13.0	-51.70	326.00	Horizontal	Horizontal	Pass
1874.100	-42.87	2.73	-13.0	-29.87	10.00	Horizontal	Horizontal	N/A
1966.100	-27.57	3.06	-13.0	-14.57	156.00	Horizontal	Horizontal	N/A
3747.000	-41.27	7.68	-13.0	-28.27	261.00	Horizontal	Horizontal	Pass
6711.250	-38.74	15.62	-13.0	-25.74	128.00	Horizontal	Horizontal	Pass
12694.187	-37.67	16.44	-13.0	-24.67	316.00	Horizontal	Horizontal	Pass

RSE-H&V LTE Band 2 BW15 CH18900



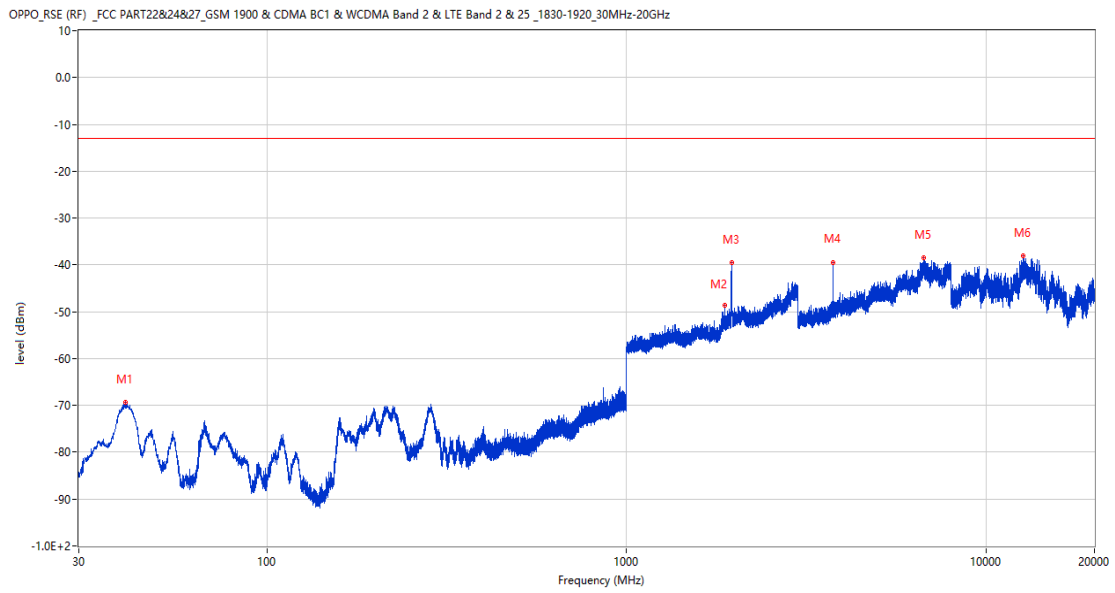
Frequency (MHz)	Result (dBm)	Factor (dB)	PK Limit (dBm)	Over Limit (dB)	Table (o)	ANT	EUT	Verdict
168.225	-67.97	-19.22	-13.0	-54.97	321.00	Horizontal	Vertical	Pass
1874.000	-48.07	2.72	-13.0	-35.07	310.00	Horizontal	Vertical	N/A
1956.100	-25.46	2.97	-13.0	-12.46	203.00	Horizontal	Vertical	N/A
3747.000	-45.00	7.68	-13.0	-32.00	136.00	Horizontal	Vertical	Pass
6619.750	-38.67	14.64	-13.0	-25.67	296.00	Horizontal	Vertical	Pass
12648.112	-37.92	15.65	-13.0	-24.92	360.00	Horizontal	Vertical	Pass

RSE-V&V LTE Band 2 BW15 CH18900



Frequency (MHz)	Result (dBm)	Factor (dB)	PK Limit (dBm)	Over Limit (dB)	Table (o)	ANT	EUT	Verdict
276.477	-63.55	-13.82	-13.0	-50.55	360.00	Vertical	Vertical	Pass
1873.900	-47.42	2.72	-13.0	-34.42	199.00	Vertical	Vertical	N/A
1966.600	-37.31	2.97	-13.0	-24.31	235.00	Vertical	Vertical	N/A
3747.000	-38.95	7.68	-13.0	-25.95	213.00	Vertical	Vertical	Pass
7814.750	-38.37	16.36	-13.0	-25.37	25.00	Vertical	Vertical	Pass
12865.275	-38.32	15.77	-13.0	-25.32	0.00	Vertical	Vertical	Pass

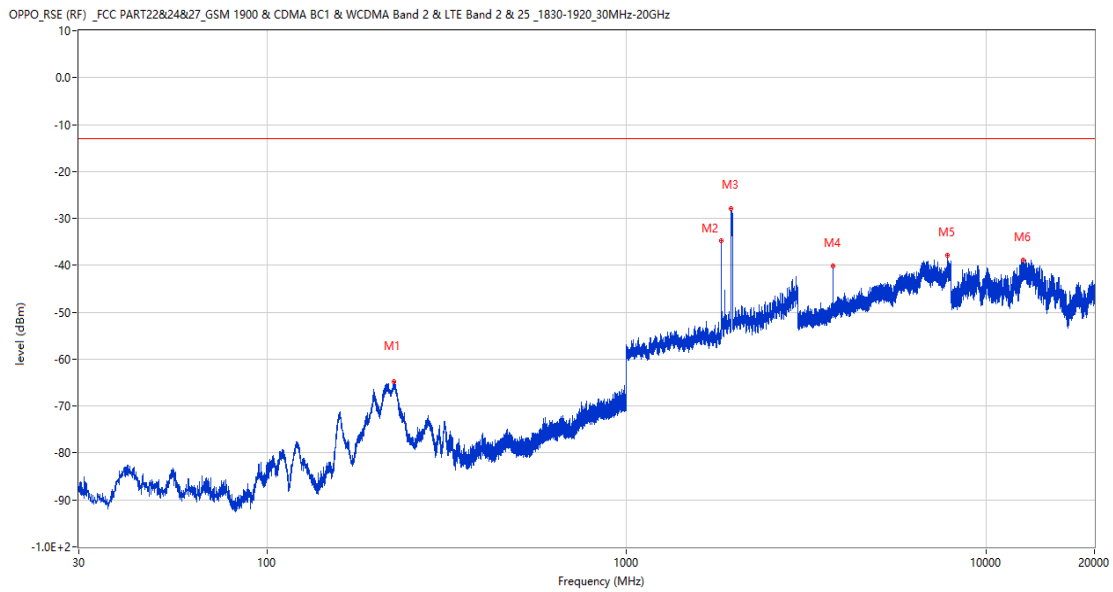
RSE-V&H LTE Band 2 BW15 CH18900



Frequency (MHz)	Result (dBm)	Factor (dB)	PK Limit (dBm)	Over Limit (dB)	Table (o)	ANT	EUT	Verdict
40.428	-69.27	-19.12	-13.0	-56.27	158.00	Vertical	Horizontal	Pass
1874.200	-48.69	2.73	-13.0	-35.69	293.00	Vertical	Horizontal	N/A
1958.500	-39.45	2.78	-13.0	-26.45	126.00	Vertical	Horizontal	N/A
3747.250	-39.43	7.67	-13.0	-26.43	147.00	Vertical	Horizontal	Pass
6706.500	-38.50	15.58	-13.0	-25.50	81.00	Vertical	Horizontal	Pass
12666.401	-38.06	15.96	-13.0	-25.06	196.00	Vertical	Horizontal	Pass

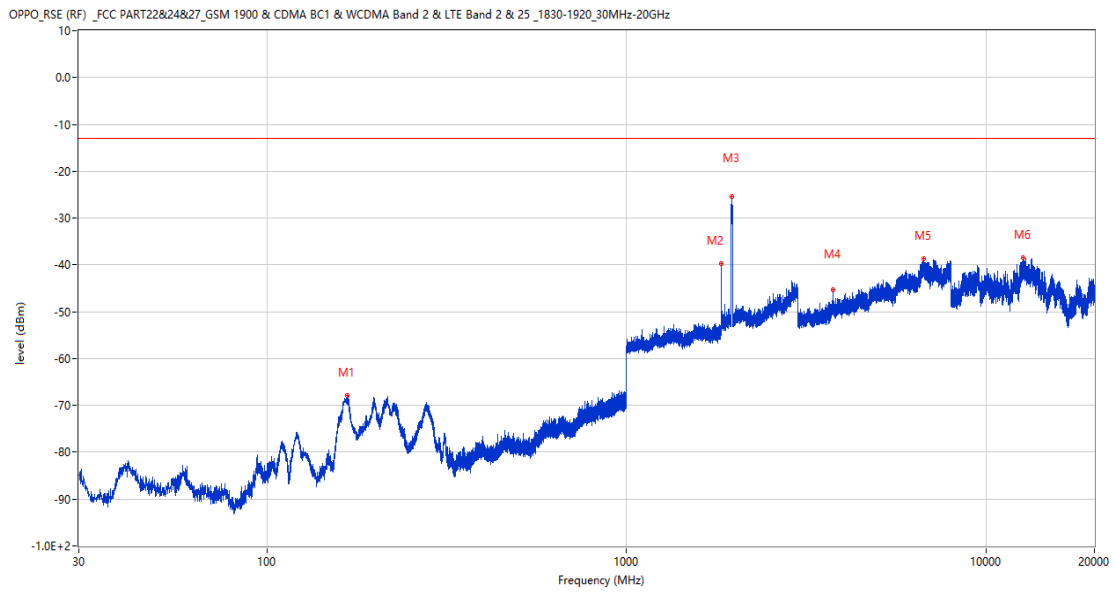
8.6 LTE Band 2 BW20, Middle Channel

RSE-H&H LTE Band 2 BW20 CH18900



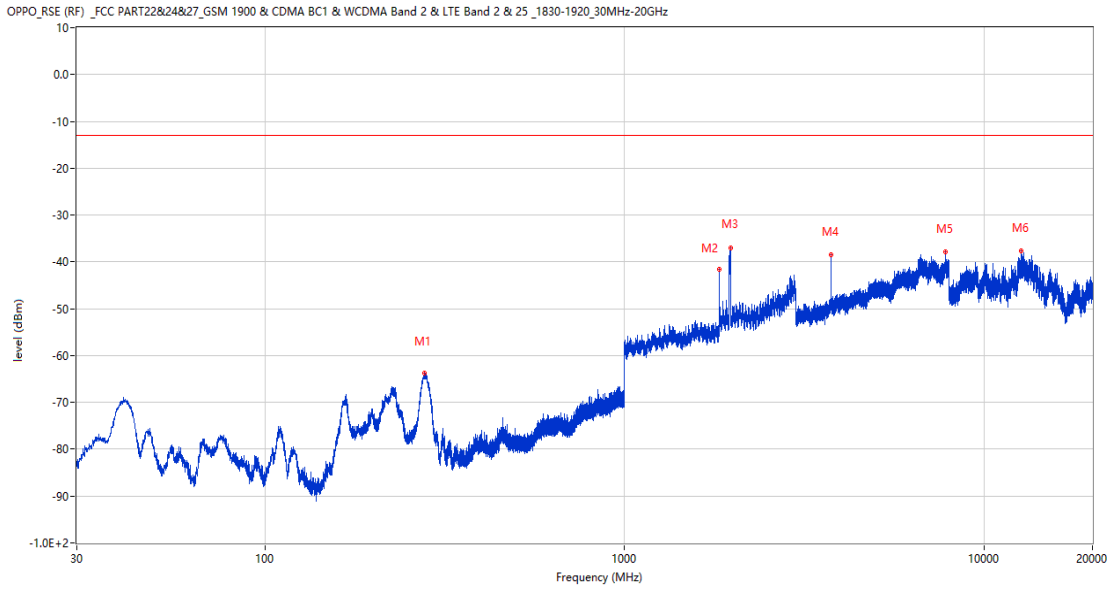
Frequency (MHz)	Result (dBm)	Factor (dB)	PK Limit (dBm)	Over Limit (dB)	Table (o)	ANT	EUT	Verdict
225.018	-64.78	-15.78	-13.0	-51.78	334.00	Horizontal	Horizontal	Pass
1836.200	-34.79	1.62	-13.0	-21.79	0.00	Horizontal	Horizontal	N/A
1953.400	-27.93	3.07	-13.0	-14.93	163.00	Horizontal	Horizontal	N/A
3742.500	-40.12	7.52	-13.0	-27.12	290.00	Horizontal	Horizontal	Pass
7810.250	-37.88	16.27	-13.0	-24.88	301.00	Horizontal	Horizontal	Pass
12679.463	-38.85	16.18	-13.0	-25.85	346.00	Horizontal	Horizontal	Pass

RSE-H&V LTE Band 2 BW20 CH18900



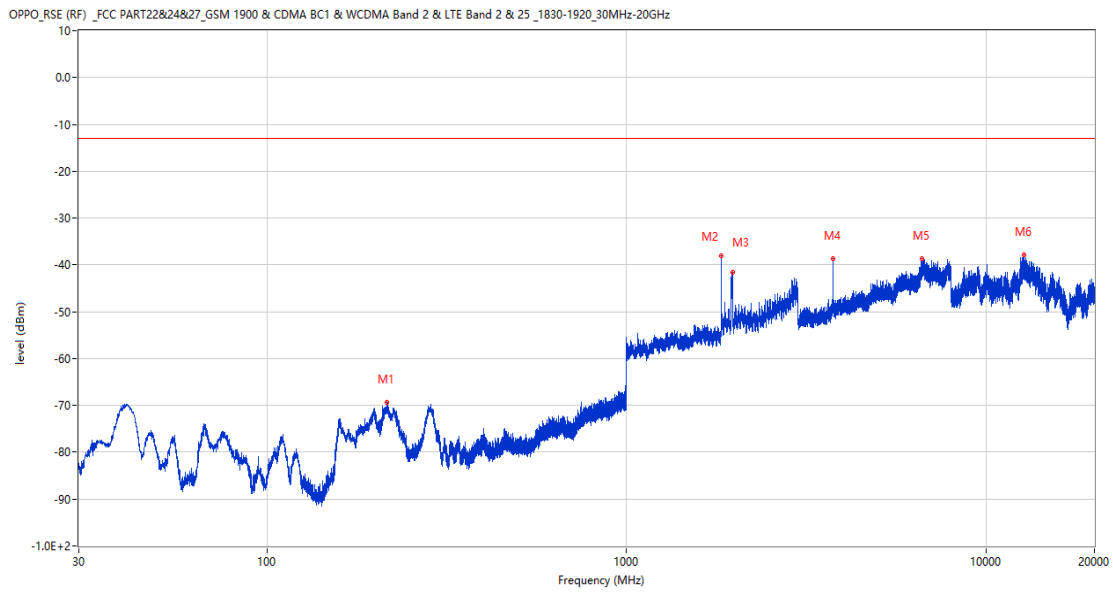
Frequency (MHz)	Result (dBm)	Factor (dB)	PK Limit (dBm)	Over Limit (dB)	Table (o)	ANT	EUT	Verdict
167.546	-67.93	-19.28	-13.0	-54.93	339.00	Horizontal	Vertical	Pass
1836.100	-39.71	1.58	-13.0	-26.71	129.00	Horizontal	Vertical	N/A
1959.700	-25.52	2.77	-13.0	-12.52	190.00	Horizontal	Vertical	N/A
3743.000	-45.41	7.50	-13.0	-32.41	168.00	Horizontal	Vertical	Pass
6695.000	-38.59	15.08	-13.0	-25.59	240.00	Horizontal	Vertical	Pass
12705.588	-38.40	16.48	-13.0	-25.40	0.00	Horizontal	Vertical	Pass

RSE-V&V LTE Band 2 BW20 CH18900



Frequency (MHz)	Result (dBm)	Factor (dB)	PK Limit (dBm)	Over Limit (dB)	Table (o)	ANT	EUT	Verdict
277.593	-63.83	-13.79	-13.0	-50.83	359.00	Vertical	Vertical	Pass
1836.000	-41.66	1.55	-13.0	-28.66	196.00	Vertical	Vertical	N/A
1968.900	-37.12	2.78	-13.0	-24.12	258.00	Vertical	Vertical	N/A
3742.750	-38.47	7.53	-13.0	-25.47	209.00	Vertical	Vertical	Pass
7789.250	-37.90	15.56	-13.0	-24.90	99.00	Vertical	Vertical	Pass
12671.150	-37.67	16.04	-13.0	-24.67	270.00	Vertical	Vertical	Pass

RSE-V&H LTE Band 2 BW20 CH18900

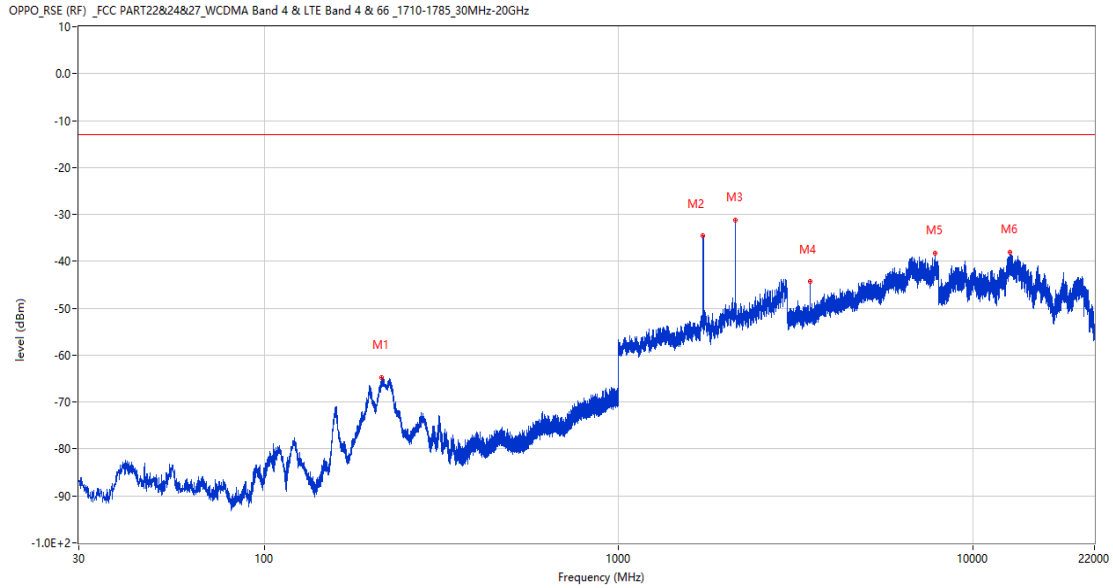


Frequency (MHz)	Result (dBm)	Factor (dB)	PK Limit (dBm)	Over Limit (dB)	Table (o)	ANT	EUT	Verdict
215.804	-69.24	-16.55	-13.0	-56.24	153.00	Vertical	Horizontal	Pass
1836.400	-38.16	1.69	-13.0	-25.16	288.00	Vertical	Horizontal	N/A
1968.200	-41.63	2.80	-13.0	-28.63	219.00	Vertical	Horizontal	N/A
3742.500	-38.76	7.52	-13.0	-25.76	159.00	Vertical	Horizontal	Pass
6633.000	-38.65	14.93	-13.0	-25.65	198.00	Vertical	Horizontal	Pass
12769.575	-37.92	15.93	-13.0	-24.92	360.00	Vertical	Horizontal	Pass

9 LTE Band 4

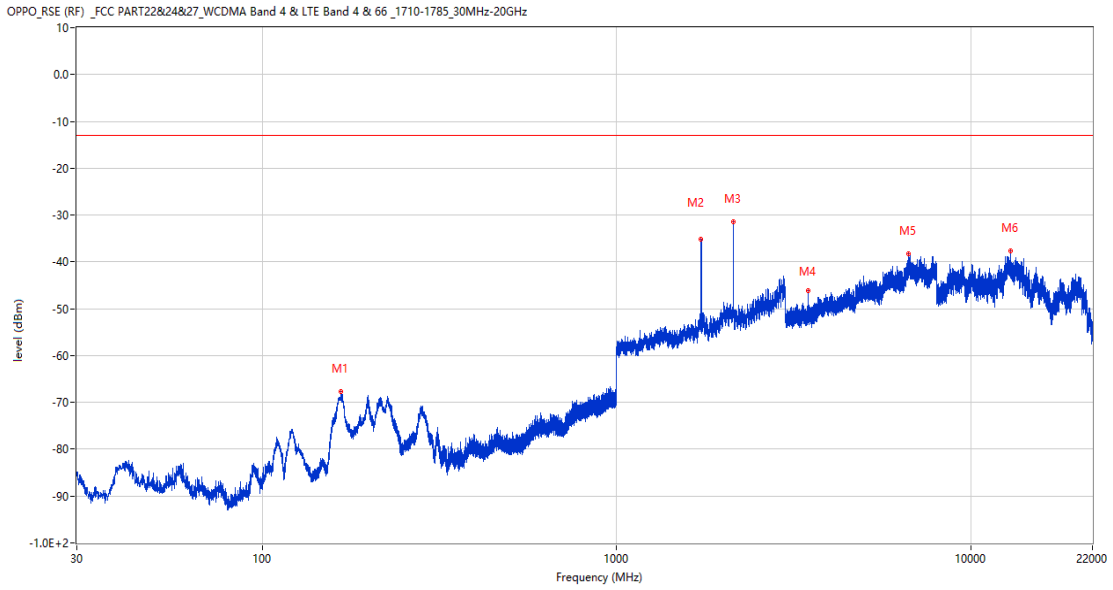
9.1 LTE Band 4 BW1.4, Middle Channel

RSE-H&H LTE Band 4 BW1.4 CH20175



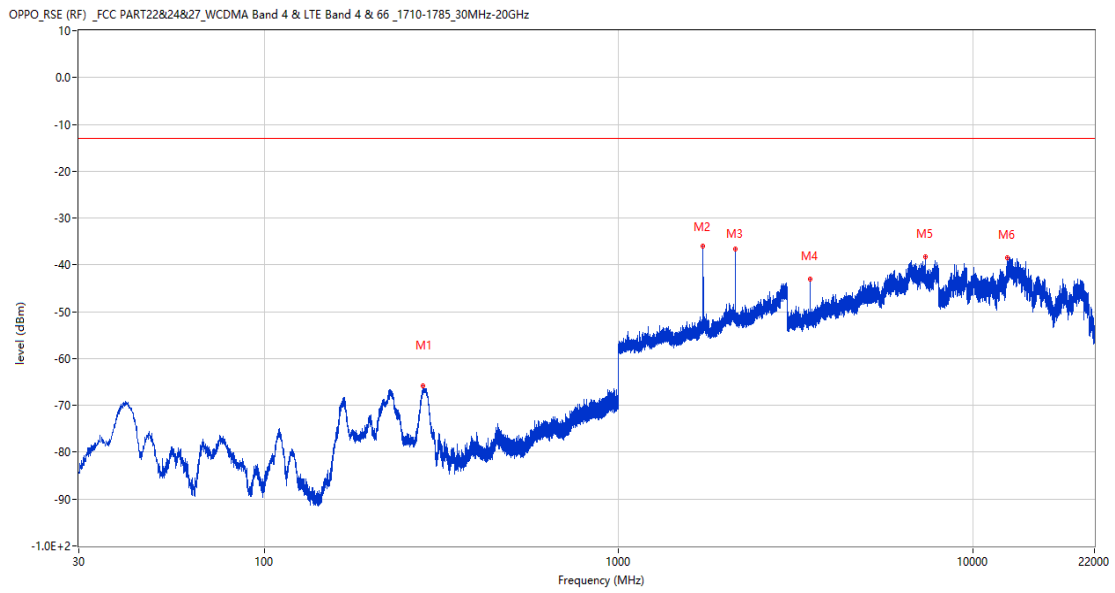
Frequency (MHz)	Result (dBm)	Factor (dB)	PK Limit (dBm)	Over Limit (dB)	Table (o)	ANT	EUT	Verdict
214.639	-64.84	-16.66	-13.0	-51.84	336.00	Horizontal	Horizontal	Pass
1732.800	-34.56	2.02	-13.0	-21.56	311.00	Horizontal	Horizontal	N/A
2133.300	-31.15	3.96	-13.0	-18.15	162.00	Horizontal	Horizontal	N/A
3464.500	-44.20	6.85	-13.0	-31.20	243.00	Horizontal	Horizontal	Pass
7816.250	-38.25	16.32	-13.0	-25.25	149.00	Horizontal	Horizontal	Pass
12672.812	-38.02	16.07	-13.0	-25.02	216.00	Horizontal	Horizontal	Pass

RSE-H&V LTE Band 4 BW1.4 CH20175



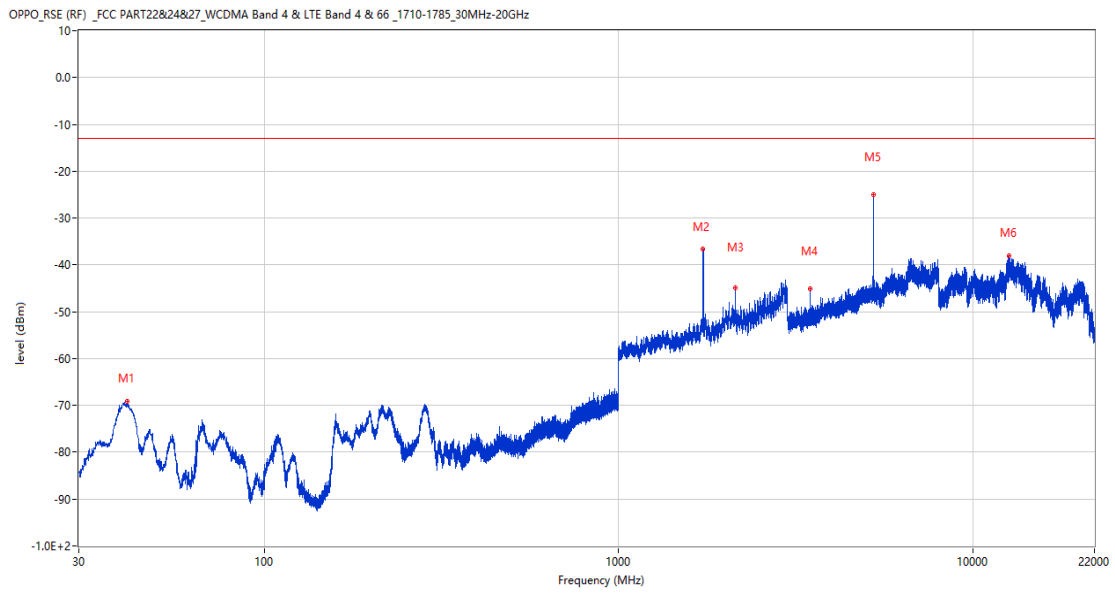
Frequency (MHz)	Result (dBm)	Factor (dB)	PK Limit (dBm)	Over Limit (dB)	Table (o)	ANT	EUT	Verdict
167.012	-67.74	-19.28	-13.0	-54.74	152.00	Horizontal	Vertical	Pass
1732.700	-35.19	2.02	-13.0	-22.19	155.00	Horizontal	Vertical	N/A
2133.400	-31.40	3.95	-13.0	-18.40	176.00	Horizontal	Vertical	N/A
3464.750	-46.19	6.88	-13.0	-33.19	342.00	Horizontal	Vertical	Pass
6677.750	-38.37	14.53	-13.0	-25.37	257.00	Horizontal	Vertical	Pass
12896.151	-37.71	16.65	-13.0	-24.71	360.00	Horizontal	Vertical	Pass

RSE-V&V LTE Band 4 BW1.4 CH20175



Frequency (MHz)	Result (dBm)	Factor (dB)	PK Limit (dBm)	Over Limit (dB)	Table (o)	ANT	EUT	Verdict
281.133	-65.76	-13.55	-13.0	-52.76	357.00	Vertical	Vertical	Pass
1732.000	-36.03	2.02	-13.0	-23.03	149.00	Vertical	Vertical	N/A
2133.500	-36.61	3.95	-13.0	-23.61	207.00	Vertical	Vertical	N/A
3463.000	-43.02	6.85	-13.0	-30.02	199.00	Vertical	Vertical	Pass
7342.250	-38.24	14.28	-13.0	-25.24	2.00	Vertical	Vertical	Pass
12502.525	-38.43	15.61	-13.0	-25.43	360.00	Vertical	Vertical	Pass

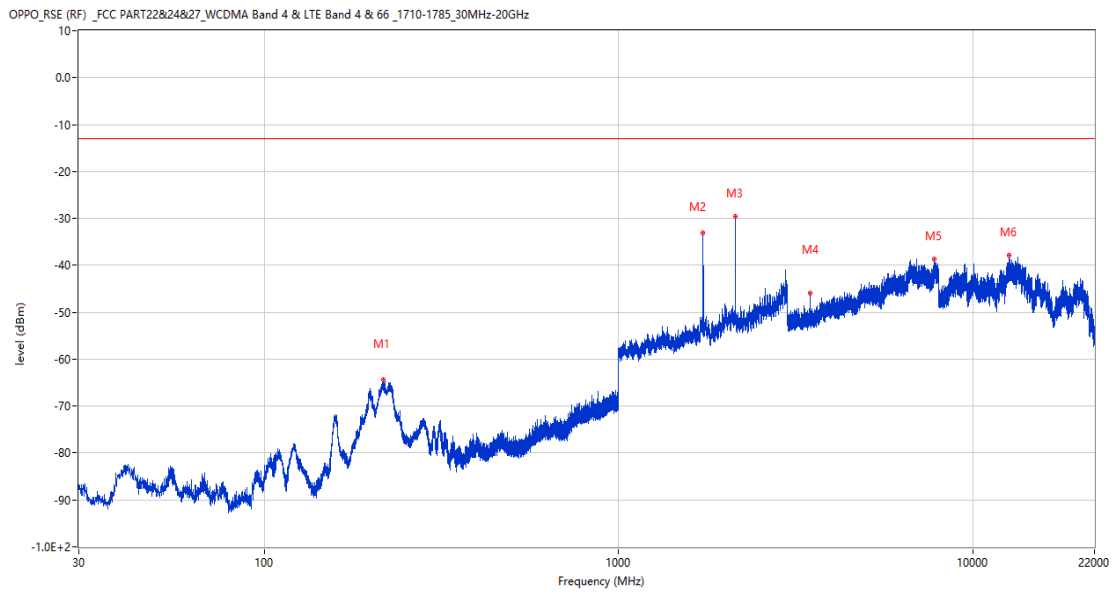
RSE-V&H LTE Band 4 BW1.4 CH20175



Frequency (MHz)	Result (dBm)	Factor (dB)	PK Limit (dBm)	Over Limit (dB)	Table (o)	ANT	EUT	Verdict
41.058	-69.22	-18.68	-13.0	-56.22	76.00	Vertical	Horizontal	Pass
1732.800	-36.57	2.02	-13.0	-23.57	307.00	Vertical	Horizontal	N/A
2133.100	-44.83	3.97	-13.0	-31.83	40.00	Vertical	Horizontal	N/A
3464.500	-45.00	6.85	-13.0	-32.00	139.00	Vertical	Horizontal	Pass
5233.500	-24.95	10.70	-13.0	-11.95	69.00	Vertical	Horizontal	Pass
12667.112	-38.04	15.97	-13.0	-25.04	188.00	Vertical	Horizontal	Pass

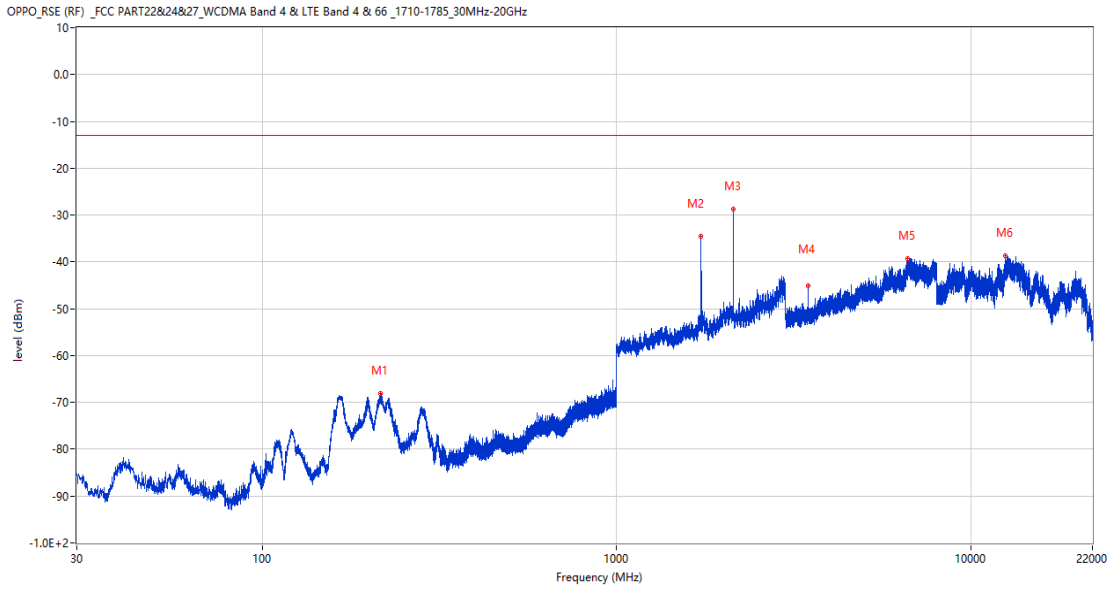
9.2 LTE Band 4 BW3, Middle Channel

RSE-H&H LTE Band 4 BW3 CH20175



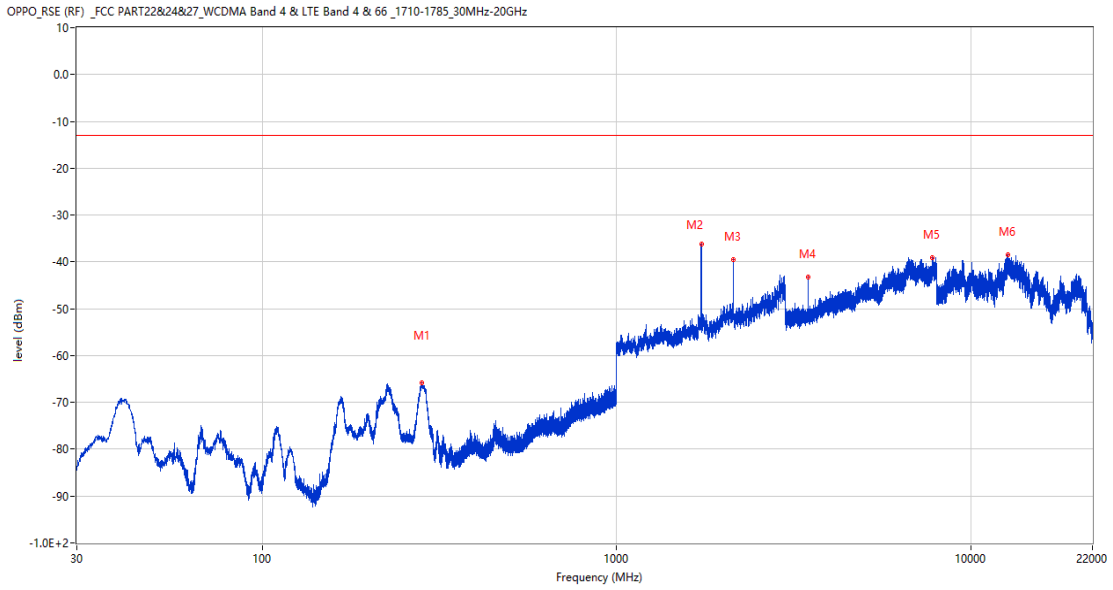
Frequency (MHz)	Result (dBm)	Factor (dB)	PK Limit (dBm)	Over Limit (dB)	Table (o)	ANT	EUT	Verdict
216.386	-64.46	-16.57	-13.0	-51.46	334.00	Horizontal	Horizontal	Pass
1732.000	-33.19	2.02	-13.0	-20.19	13.00	Horizontal	Horizontal	N/A
2133.100	-29.54	3.97	-13.0	-16.54	169.00	Horizontal	Horizontal	N/A
3462.500	-45.93	6.85	-13.0	-32.93	231.00	Horizontal	Horizontal	Pass
7785.000	-38.78	15.49	-13.0	-25.78	343.00	Horizontal	Horizontal	Pass
12663.788	-37.93	15.91	-13.0	-24.93	172.00	Horizontal	Horizontal	Pass

RSE-H&V LTE Band 4 BW3 CH20175



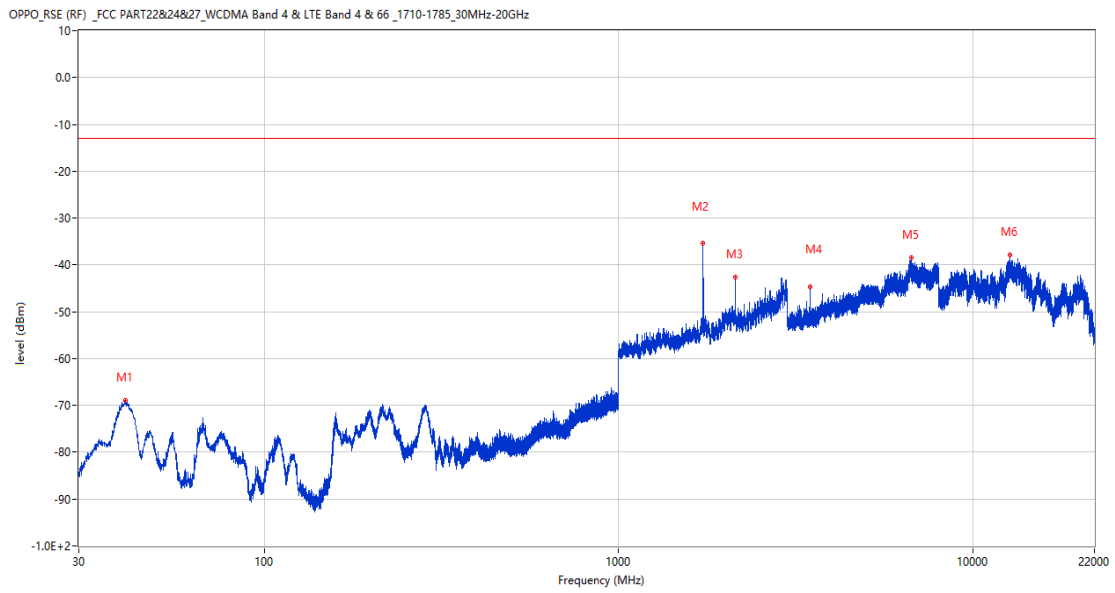
Frequency (MHz)	Result (dBm)	Factor (dB)	PK Limit (dBm)	Over Limit (dB)	Table (o)	ANT	EUT	Verdict
215.755	-68.10	-16.56	-13.0	-55.10	318.00	Horizontal	Vertical	Pass
1731.900	-34.54	2.02	-13.0	-21.54	329.00	Horizontal	Vertical	N/A
2132.600	-28.76	3.97	-13.0	-15.76	163.00	Horizontal	Vertical	N/A
3462.750	-45.19	6.85	-13.0	-32.19	124.00	Horizontal	Vertical	Pass
6616.000	-39.30	14.49	-13.0	-26.30	351.00	Horizontal	Vertical	Pass
12514.400	-38.76	15.37	-13.0	-25.76	188.00	Horizontal	Vertical	Pass

RSE-V&V LTE Band 4 BW3 CH20175



Frequency (MHz)	Result (dBm)	Factor (dB)	PK Limit (dBm)	Over Limit (dB)	Table (o)	ANT	EUT	Verdict
281.521	-65.89	-13.51	-13.0	-52.89	360.00	Vertical	Vertical	Pass
1732.900	-36.16	2.02	-13.0	-23.16	147.00	Vertical	Vertical	N/A
2133.400	-39.57	3.95	-13.0	-26.57	213.00	Vertical	Vertical	N/A
3464.500	-43.24	6.85	-13.0	-30.24	202.00	Vertical	Vertical	Pass
7790.000	-39.17	15.62	-13.0	-26.17	360.00	Vertical	Vertical	Pass
12684.687	-38.57	16.27	-13.0	-25.57	0.00	Vertical	Vertical	Pass

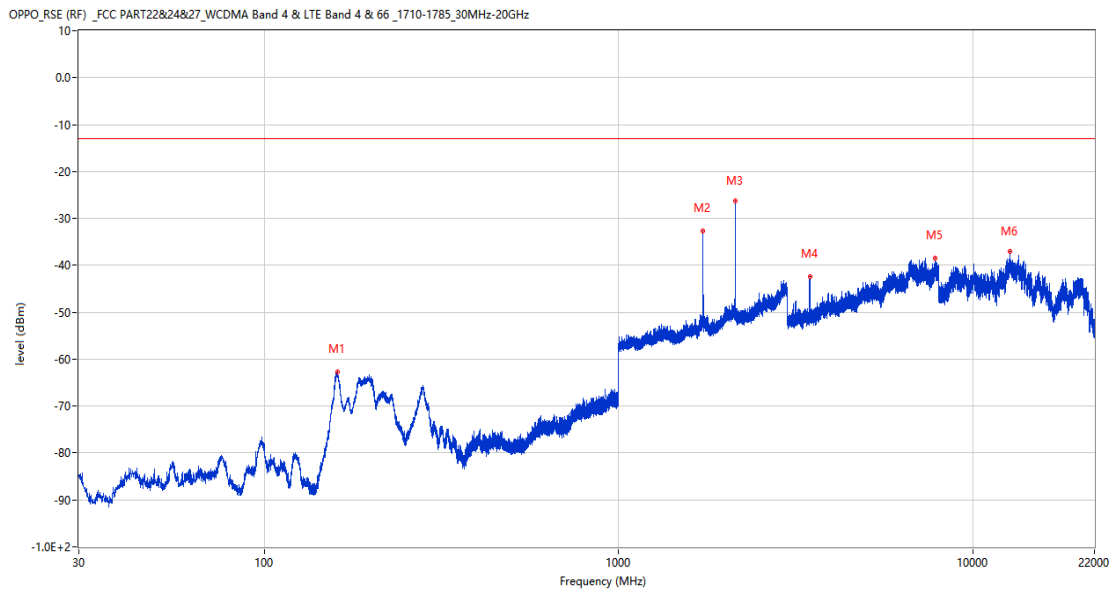
RSE-V&H LTE Band 4 BW3 CH20175



Frequency (MHz)	Result (dBm)	Factor (dB)	PK Limit (dBm)	Over Limit (dB)	Table (o)	ANT	EUT	Verdict
40.718	-68.95	-18.91	-13.0	-55.95	231.00	Vertical	Horizontal	Pass
1731.900	-35.35	2.02	-13.0	-22.35	289.00	Vertical	Horizontal	N/A
2133.700	-42.59	3.97	-13.0	-29.59	53.00	Vertical	Horizontal	N/A
3462.750	-44.74	6.85	-13.0	-31.74	126.00	Vertical	Horizontal	Pass
6694.500	-38.52	14.98	-13.0	-25.52	327.00	Vertical	Horizontal	Pass
12689.912	-37.91	16.36	-13.0	-24.91	82.00	Vertical	Horizontal	Pass

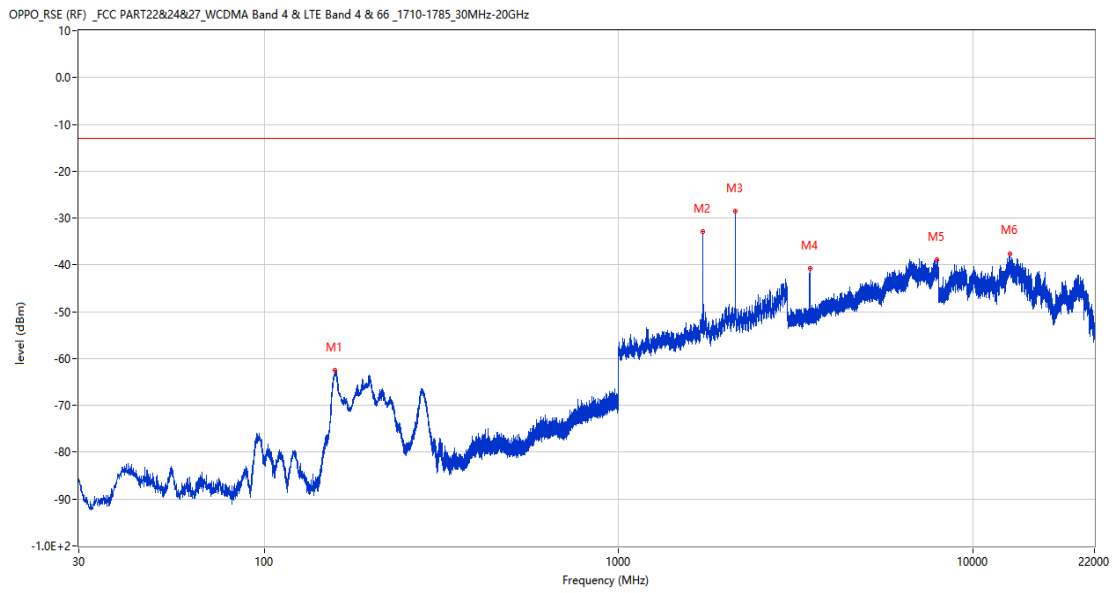
9.3 LTE Band 4 BW5, Middle Channel

RSE-H&H LTE Band 4 BW5 CH20175



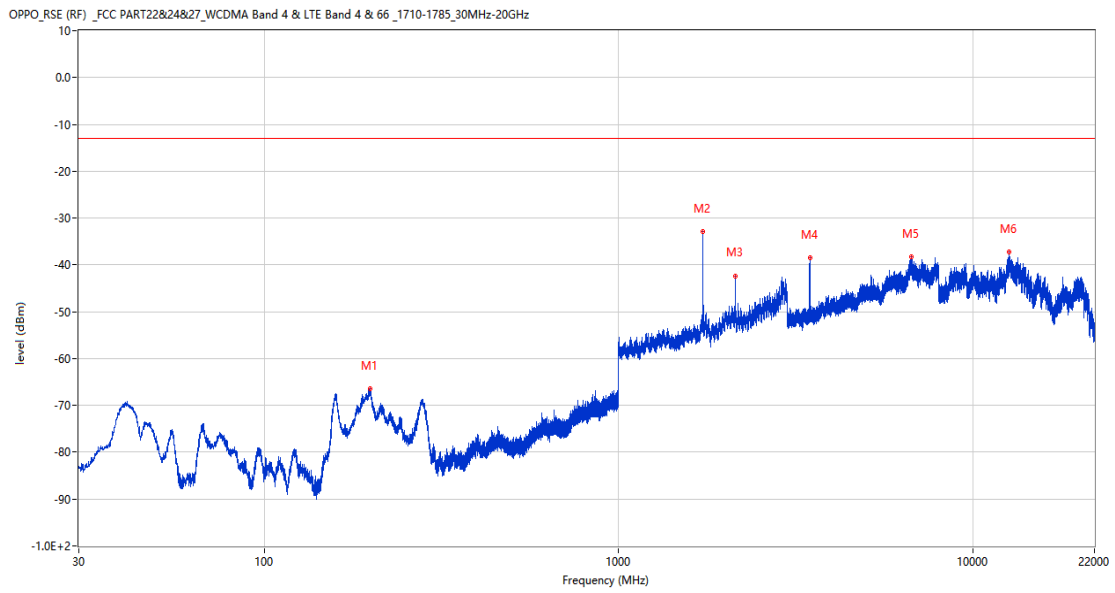
Frequency (MHz)	Result (dBm)	Factor (dB)	PK Limit (dBm)	Over Limit (dB)	Table (o)	ANT	EUT	Verdict
160.659	-62.72	-19.46	-13.0	-49.72	283.00	Horizontal	Horizontal	Pass
1731.100	-32.65	2.02	-13.0	-19.65	241.00	Horizontal	Horizontal	N/A
2135.000	-26.22	3.99	-13.0	-13.22	109.00	Horizontal	Horizontal	N/A
3461.000	-42.40	6.91	-13.0	-29.40	293.00	Horizontal	Horizontal	Pass
7814.000	-38.49	16.26	-13.0	-25.49	257.00	Horizontal	Horizontal	Pass
12703.213	-37.02	16.51	-13.0	-24.02	135.00	Horizontal	Horizontal	Pass

RSE-H&V LTE Band 4 BW5 CH20175



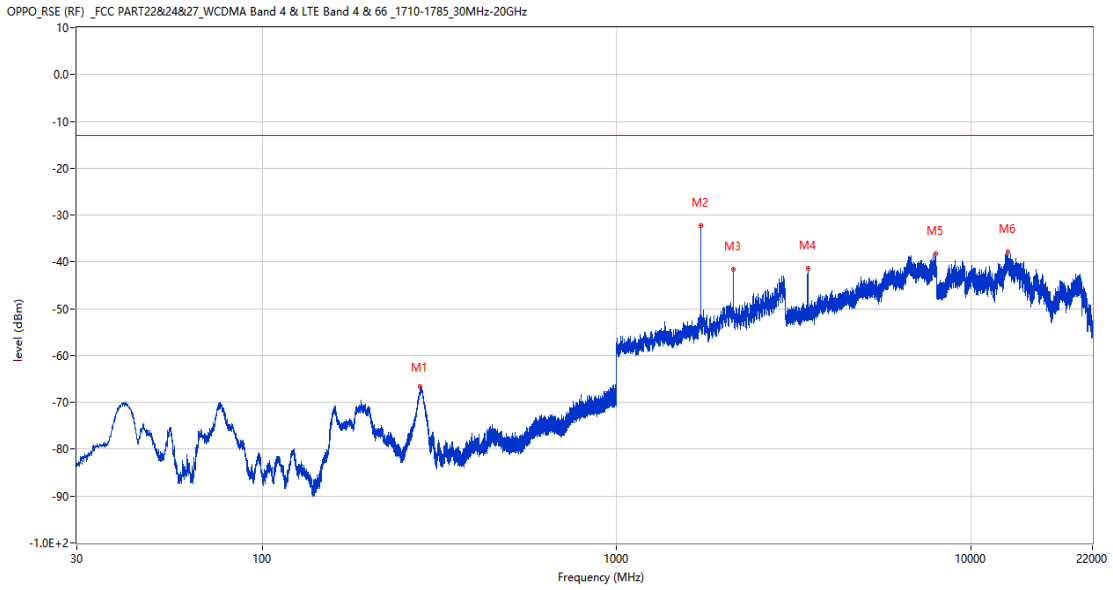
Frequency (MHz)	Result (dBm)	Factor (dB)	PK Limit (dBm)	Over Limit (dB)	Table (o)	ANT	EUT	Verdict
158.670	-62.55	-19.89	-13.0	-49.55	275.00	Horizontal	Vertical	Pass
1731.200	-32.82	2.02	-13.0	-19.82	230.00	Horizontal	Vertical	N/A
2134.400	-28.63	4.08	-13.0	-15.63	113.00	Horizontal	Vertical	N/A
3461.000	-40.83	6.91	-13.0	-27.83	140.00	Horizontal	Vertical	Pass
7888.250	-38.99	15.02	-13.0	-25.99	360.00	Horizontal	Vertical	Pass
12676.375	-37.69	16.13	-13.0	-24.69	161.00	Horizontal	Vertical	Pass

RSE-V&V LTE Band 4 BW5 CH20175



Frequency (MHz)	Result (dBm)	Factor (dB)	PK Limit (dBm)	Over Limit (dB)	Table (o)	ANT	EUT	Verdict
198.732	-66.40	-16.08	-13.0	-53.40	358.00	Vertical	Vertical	Pass
1731.100	-32.96	2.02	-13.0	-19.96	250.00	Vertical	Vertical	N/A
2134.100	-42.48	4.03	-13.0	-29.48	184.00	Vertical	Vertical	N/A
3461.250	-38.44	6.90	-13.0	-25.44	202.00	Vertical	Vertical	Pass
6697.250	-38.32	15.22	-13.0	-25.32	310.00	Vertical	Vertical	Pass
12663.788	-37.16	15.91	-13.0	-24.16	299.00	Vertical	Vertical	Pass

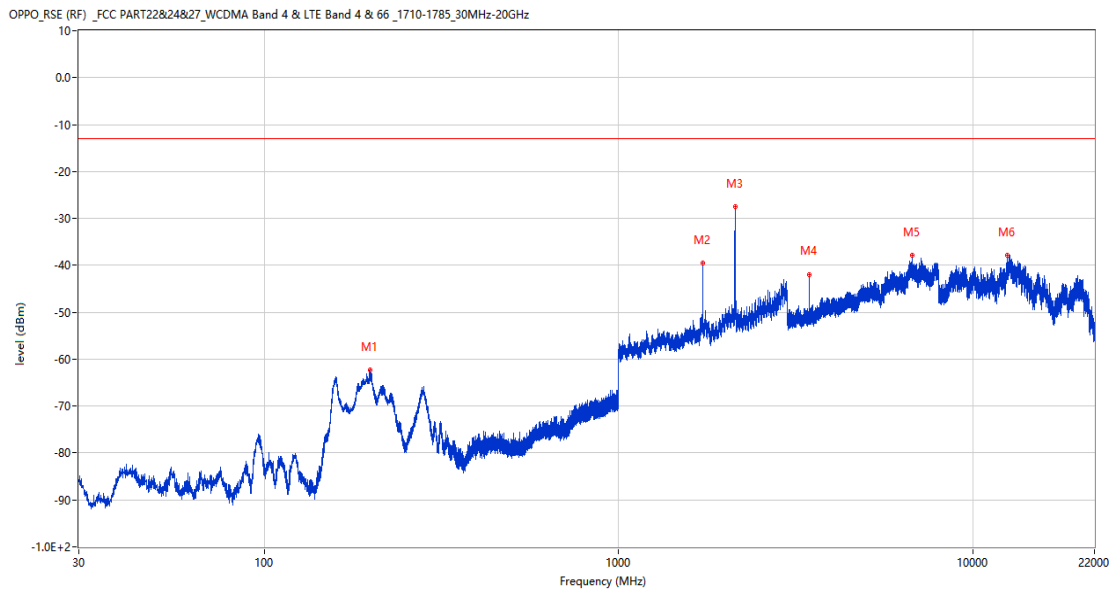
RSE-V&H LTE Band 4 BW5 CH20175



Frequency (MHz)	Result (dBm)	Factor (dB)	PK Limit (dBm)	Over Limit (dB)	Table (o)	ANT	EUT	Verdict
279.484	-66.62	-13.53	-13.0	-53.62	21.00	Vertical	Horizontal	Pass
1731.100	-32.21	2.02	-13.0	-19.21	292.00	Vertical	Horizontal	N/A
2132.900	-41.52	3.97	-13.0	-28.52	141.00	Vertical	Horizontal	N/A
3461.250	-41.35	6.90	-13.0	-28.35	347.00	Vertical	Horizontal	Pass
7972.500	-38.16	14.73	-13.0	-25.16	115.00	Vertical	Horizontal	Pass
12710.575	-37.93	16.43	-13.0	-24.93	358.00	Vertical	Horizontal	Pass

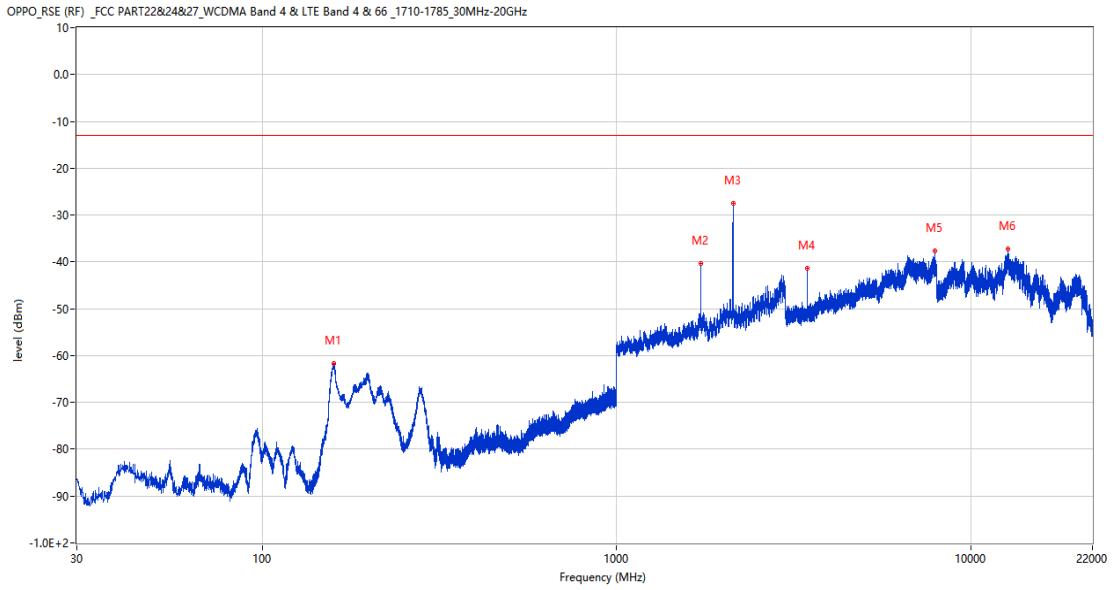
9.4 LTE Band 4 BW10, Middle Channel

RSE-H&H LTE Band 4 BW10 CH20175



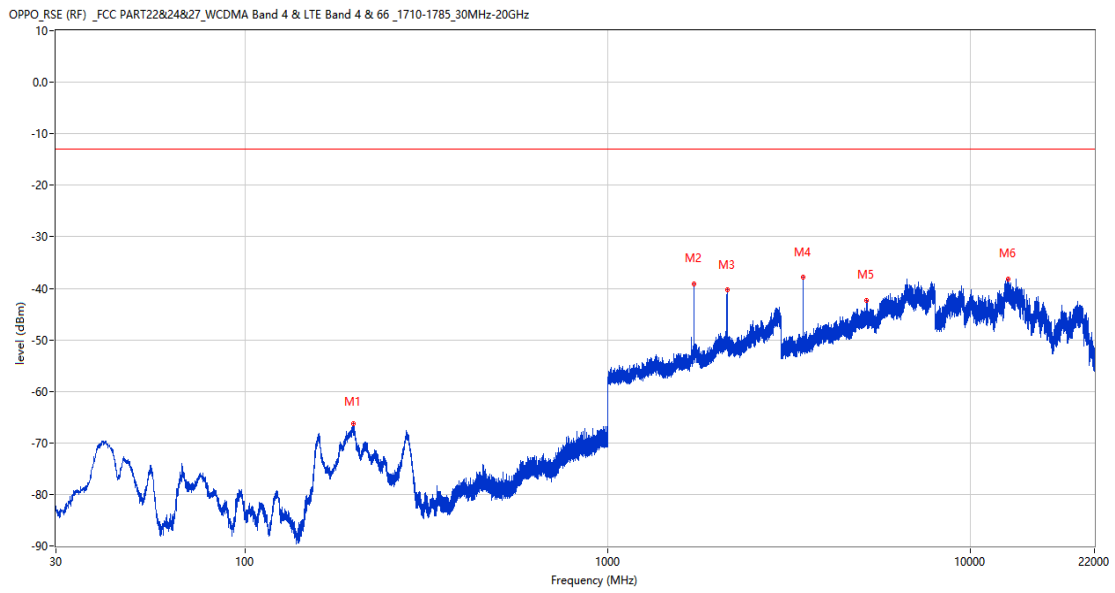
Frequency (MHz)	Result (dBm)	Factor (dB)	PK Limit (dBm)	Over Limit (dB)	Table (o)	ANT	EUT	Verdict
199.556	-62.29	-16.16	-13.0	-49.29	298.00	Horizontal	Horizontal	Pass
1728.900	-39.45	2.02	-13.0	-26.45	233.00	Horizontal	Horizontal	N/A
2134.500	-27.54	4.07	-13.0	-14.54	108.00	Horizontal	Horizontal	N/A
3456.750	-41.92	6.70	-13.0	-28.92	214.00	Horizontal	Horizontal	Pass
6719.250	-37.86	15.66	-13.0	-24.86	130.00	Horizontal	Horizontal	Pass
12492.550	-37.89	15.41	-13.0	-24.89	278.00	Horizontal	Horizontal	Pass

RSE-H&V LTE Band 4 BW10 CH20175



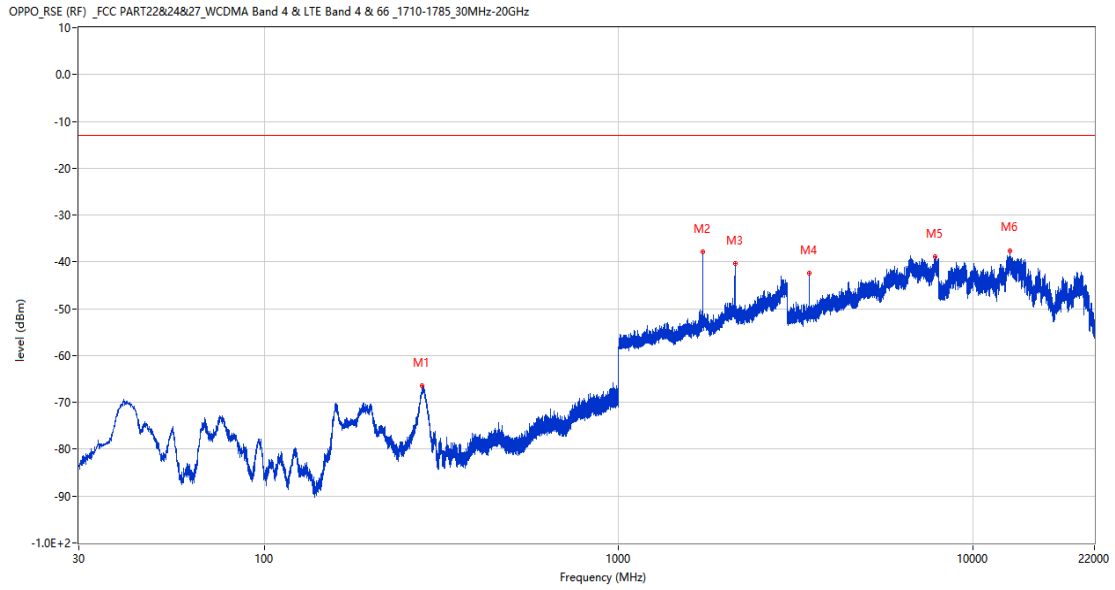
Frequency (MHz)	Result (dBm)	Factor (dB)	PK Limit (dBm)	Over Limit (dB)	Table (o)	ANT	EUT	Verdict
159.350	-61.68	-19.71	-13.0	-48.68	270.00	Horizontal	Vertical	Pass
1728.900	-40.39	2.02	-13.0	-27.39	234.00	Horizontal	Vertical	N/A
2133.600	-27.50	3.95	-13.0	-14.50	109.00	Horizontal	Vertical	N/A
3456.750	-41.32	6.70	-13.0	-28.32	149.00	Horizontal	Vertical	Pass
7884.500	-37.70	15.00	-13.0	-24.70	325.00	Horizontal	Vertical	Pass
12689.200	-37.18	16.35	-13.0	-24.18	324.00	Horizontal	Vertical	Pass

RSE-V&V LTE Band 4 BW10 CH20175



Frequency (MHz)	Result (dBm)	Factor (dB)	PK Limit (dBm)	Over Limit (dB)	Table (o)	ANT	EUT	Verdict
198.489	-66.26	-16.04	-13.0	-53.26	0.00	Vertical	Vertical	Pass
1729.100	-39.15	2.02	-13.0	-26.15	251.00	Vertical	Vertical	N/A
2133.500	-40.32	3.95	-13.0	-27.32	186.00	Vertical	Vertical	N/A
3456.750	-37.92	6.70	-13.0	-24.92	203.00	Vertical	Vertical	Pass
5184.500	-42.44	10.42	-13.0	-29.44	188.00	Vertical	Vertical	Pass
12701.787	-38.20	16.52	-13.0	-25.20	189.00	Vertical	Vertical	Pass

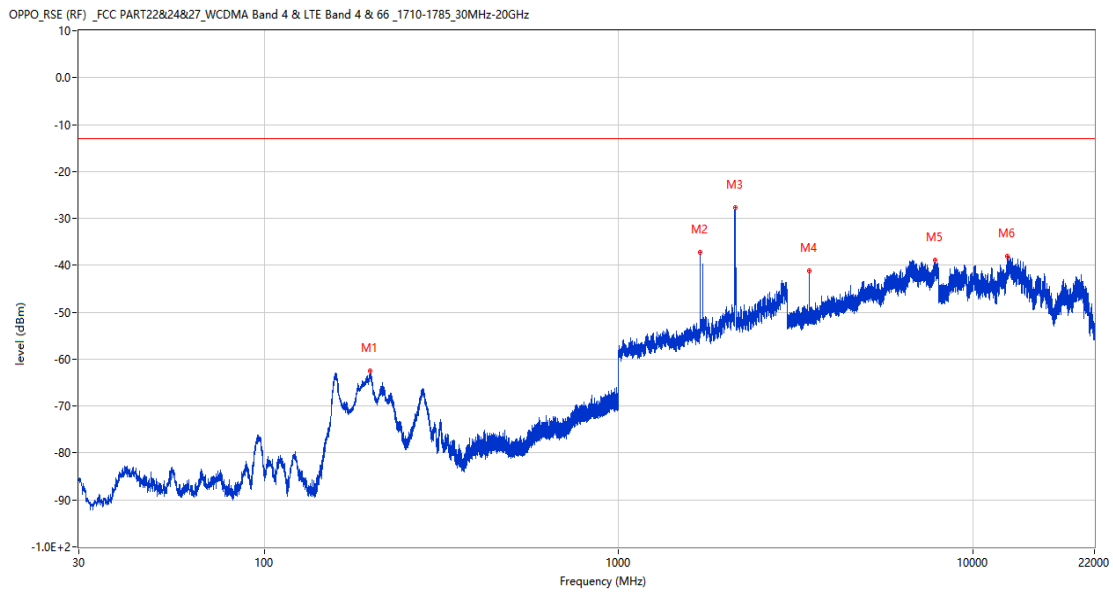
RSE-V&H LTE Band 4 BW10 CH20175



Frequency (MHz)	Result (dBm)	Factor (dB)	PK Limit (dBm)	Over Limit (dB)	Table (o)	ANT	EUT	Verdict
279.533	-66.44	-13.53	-13.0	-53.44	59.00	Vertical	Horizontal	Pass
1728.800	-37.87	2.02	-13.0	-24.87	287.00	Vertical	Horizontal	N/A
2136.500	-40.39	3.86	-13.0	-27.39	147.00	Vertical	Horizontal	N/A
3456.750	-42.46	6.70	-13.0	-29.46	184.00	Vertical	Horizontal	Pass
7827.000	-38.79	15.87	-13.0	-25.79	71.00	Vertical	Horizontal	Pass
12676.850	-37.72	16.14	-13.0	-24.72	284.00	Vertical	Horizontal	Pass

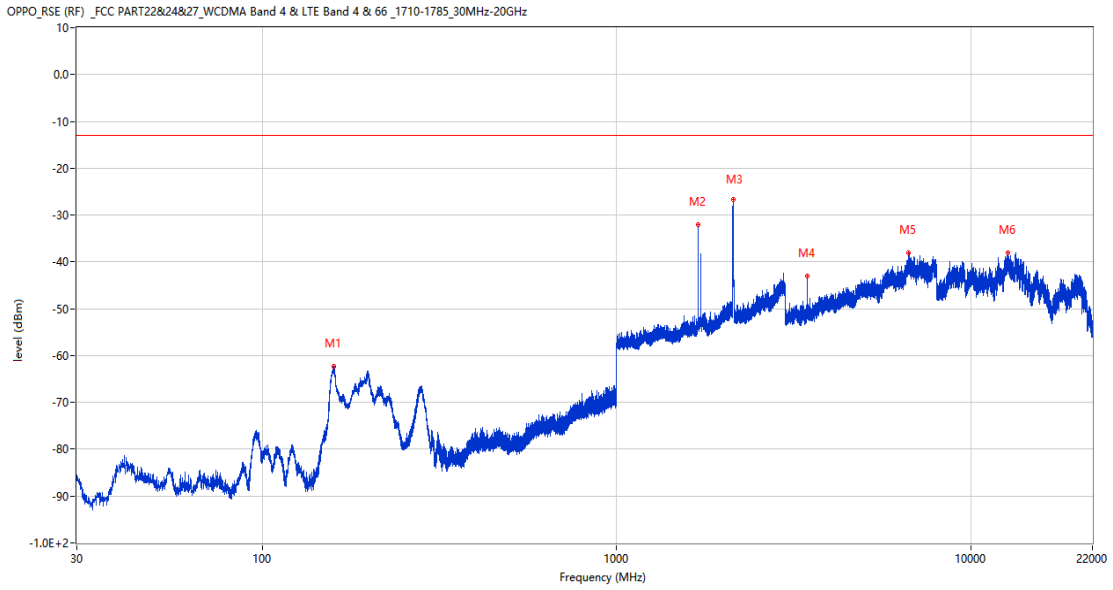
9.5 LTE Band 4 BW15, Middle Channel

RSE-H&H LTE Band 4 BW15 CH20175



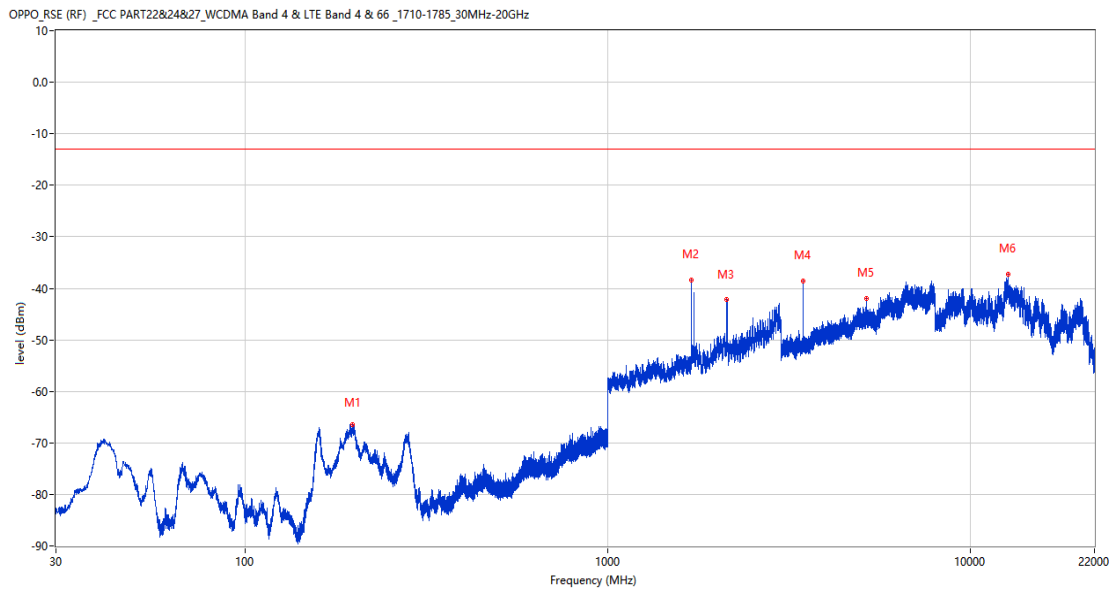
Frequency (MHz)	Result (dBm)	Factor (dB)	PK Limit (dBm)	Over Limit (dB)	Table (o)	ANT	EUT	Verdict
199.265	-62.50	-16.14	-13.0	-49.50	291.00	Horizontal	Horizontal	Pass
1700.100	-37.26	1.96	-13.0	-24.26	246.00	Horizontal	Horizontal	N/A
2136.200	-27.65	3.86	-13.0	-14.65	102.00	Horizontal	Horizontal	N/A
3452.000	-41.11	6.65	-13.0	-28.11	247.00	Horizontal	Horizontal	Pass
7803.750	-38.89	15.93	-13.0	-25.89	232.00	Horizontal	Horizontal	Pass
12503.238	-38.12	15.59	-13.0	-25.12	326.00	Horizontal	Horizontal	Pass

RSE-H&V LTE Band 4 BW15 CH20175



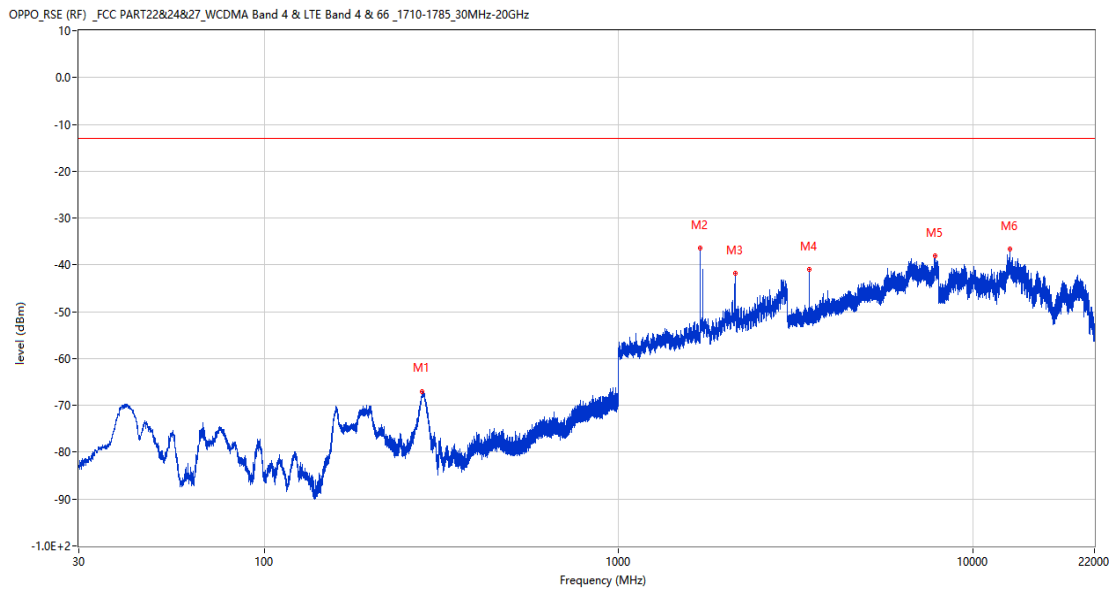
Frequency (MHz)	Result (dBm)	Factor (dB)	PK Limit (dBm)	Over Limit (dB)	Table (o)	ANT	EUT	Verdict
159.544	-62.30	-19.63	-13.0	-49.30	274.00	Horizontal	Vertical	Pass
1700.100	-32.15	1.96	-13.0	-19.15	246.00	Horizontal	Vertical	N/A
2134.400	-26.70	4.08	-13.0	-13.70	113.00	Horizontal	Vertical	N/A
3452.250	-43.05	6.62	-13.0	-30.05	146.00	Horizontal	Vertical	Pass
6655.750	-38.09	15.05	-13.0	-25.09	188.00	Horizontal	Vertical	Pass
12704.400	-38.16	16.49	-13.0	-25.16	86.00	Horizontal	Vertical	Pass

RSE-V&V LTE Band 4 BW15 CH20175



Frequency (MHz)	Result (dBm)	Factor (dB)	PK Limit (dBm)	Over Limit (dB)	Table (o)	ANT	EUT	Verdict
197.859	-66.37	-15.98	-13.0	-53.37	323.00	Vertical	Vertical	Pass
1700.000	-38.31	1.92	-13.0	-25.31	298.00	Vertical	Vertical	N/A
2127.900	-42.21	4.02	-13.0	-29.21	178.00	Vertical	Vertical	N/A
3452.250	-38.50	6.62	-13.0	-25.50	182.00	Vertical	Vertical	Pass
5177.750	-42.03	10.67	-13.0	-29.03	158.00	Vertical	Vertical	Pass
12691.338	-37.36	16.39	-13.0	-24.36	42.00	Vertical	Vertical	Pass

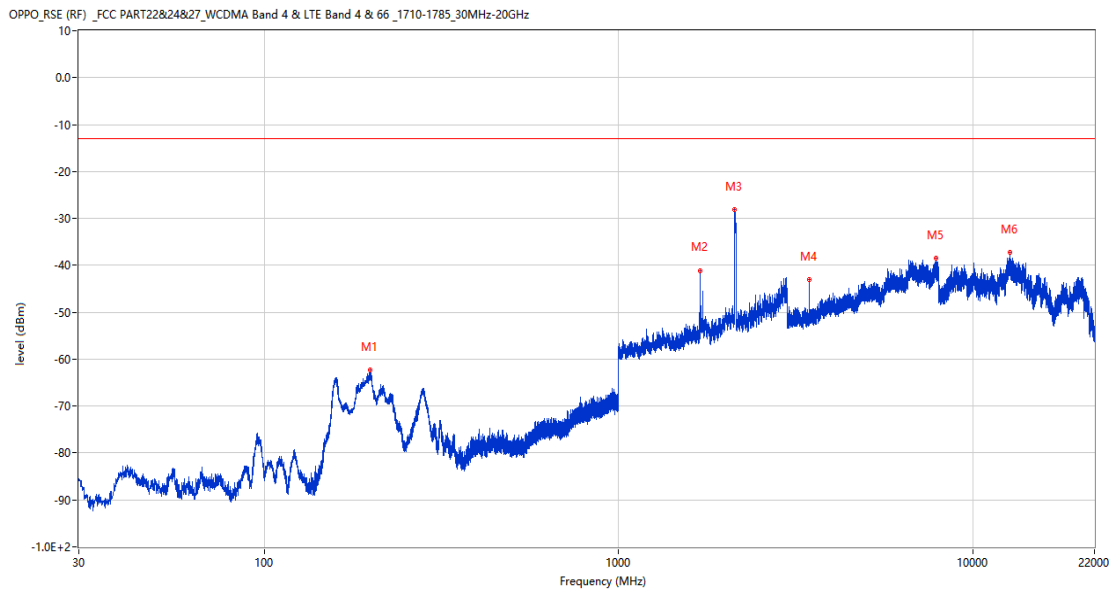
RSE-V&H LTE Band 4 BW15 CH20175



Frequency (MHz)	Result (dBm)	Factor (dB)	PK Limit (dBm)	Over Limit (dB)	Table (o)	ANT	EUT	Verdict
278.757	-66.96	-13.56	-13.0	-53.96	41.00	Vertical	Horizontal	Pass
1700.100	-36.51	1.96	-13.0	-23.51	288.00	Vertical	Horizontal	N/A
2133.000	-41.72	3.97	-13.0	-28.72	156.00	Vertical	Horizontal	N/A
3452.250	-41.05	6.62	-13.0	-28.05	179.00	Vertical	Horizontal	Pass
7801.500	-37.96	15.86	-13.0	-24.96	21.00	Vertical	Horizontal	Pass
12718.888	-36.60	16.34	-13.0	-23.60	360.00	Vertical	Horizontal	Pass

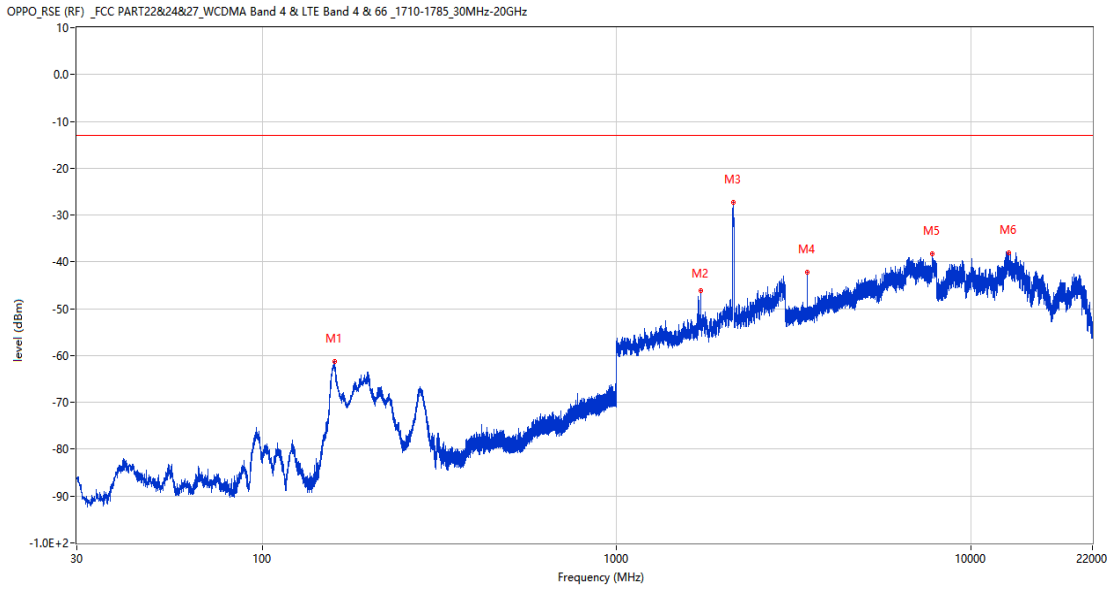
9.6 LTE Band 4 BW20, Middle Channel

RSE-H&H LTE Band 4 BW20 CH20175



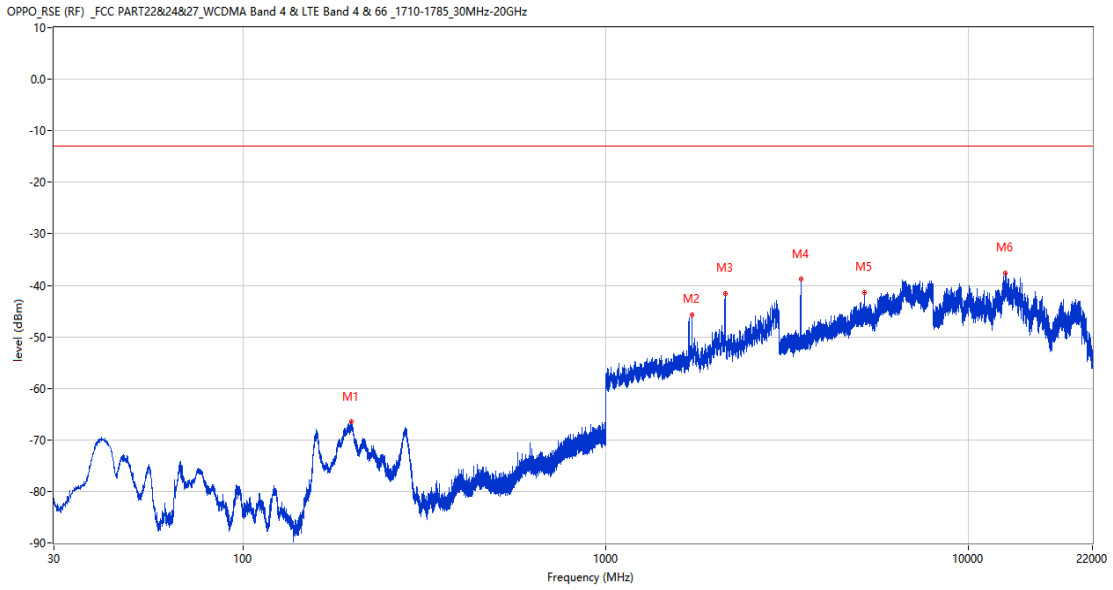
Frequency (MHz)	Result (dBm)	Factor (dB)	PK Limit (dBm)	Over Limit (dB)	Table (o)	ANT	EUT	Verdict
198.877	-62.36	-16.10	-13.0	-49.36	305.00	Horizontal	Horizontal	Pass
1700.800	-41.09	1.96	-13.0	-28.09	54.00	Horizontal	Horizontal	N/A
2127.600	-28.12	4.05	-13.0	-15.12	110.00	Horizontal	Horizontal	N/A
3447.750	-43.01	6.45	-13.0	-30.01	103.00	Horizontal	Horizontal	Pass
7840.500	-38.40	14.96	-13.0	-25.40	71.00	Horizontal	Horizontal	Pass
12721.500	-37.15	16.31	-13.0	-24.15	100.00	Horizontal	Horizontal	Pass

RSE-H&V LTE Band 4 BW20 CH20175



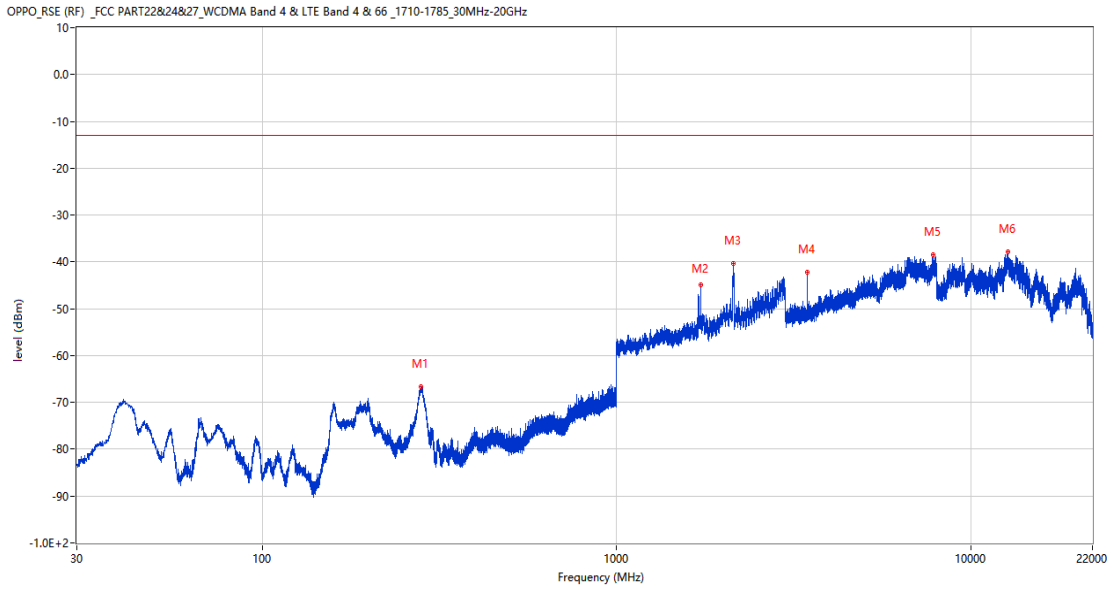
Frequency (MHz)	Result (dBm)	Factor (dB)	PK Limit (dBm)	Over Limit (dB)	Table (o)	ANT	EUT	Verdict
159.883	-61.19	-19.48	-13.0	-48.19	271.00	Horizontal	Vertical	Pass
1724.500	-46.13	2.01	-13.0	-33.13	244.00	Horizontal	Vertical	N/A
2131.600	-27.32	3.94	-13.0	-14.32	113.00	Horizontal	Vertical	N/A
3447.500	-42.20	6.47	-13.0	-29.20	141.00	Horizontal	Vertical	Pass
7779.250	-38.26	15.32	-13.0	-25.26	78.00	Horizontal	Vertical	Pass
12745.725	-38.07	16.05	-13.0	-25.07	240.00	Horizontal	Vertical	Pass

RSE-V&V LTE Band 4 BW20 CH20175



Frequency (MHz)	Result (dBm)	Factor (dB)	PK Limit (dBm)	Over Limit (dB)	Table (o)	ANT	EUT	Verdict
198.780	-66.55	-16.08	-13.0	-53.55	339.00	Vertical	Vertical	Pass
1724.100	-45.71	2.01	-13.0	-32.71	251.00	Vertical	Vertical	N/A
2131.700	-41.62	3.94	-13.0	-28.62	183.00	Vertical	Vertical	N/A
3447.750	-38.87	6.45	-13.0	-25.87	198.00	Vertical	Vertical	Pass
5171.500	-41.40	11.04	-13.0	-28.40	182.00	Vertical	Vertical	Pass
12673.050	-37.63	16.07	-13.0	-24.63	82.00	Vertical	Vertical	Pass

RSE-V&H LTE Band 4 BW20 CH20175

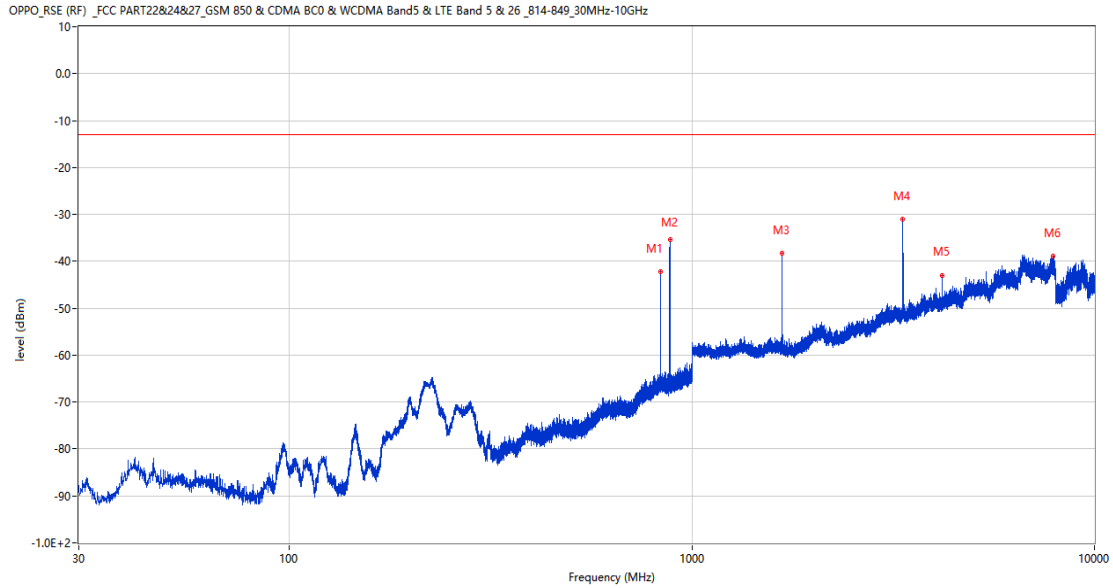


Frequency (MHz)	Result (dBm)	Factor (dB)	PK Limit (dBm)	Over Limit (dB)	Table (o)	ANT	EUT	Verdict
281.133	-66.64	-13.55	-13.0	-53.64	77.00	Vertical	Horizontal	Pass
1724.400	-44.99	2.01	-13.0	-31.99	292.00	Vertical	Horizontal	N/A
2138.800	-40.37	3.84	-13.0	-27.37	146.00	Vertical	Horizontal	N/A
3447.750	-42.27	6.45	-13.0	-29.27	178.00	Vertical	Horizontal	Pass
7804.000	-38.55	15.95	-13.0	-25.55	280.00	Vertical	Horizontal	Pass
12703.213	-37.95	16.51	-13.0	-24.95	201.00	Vertical	Horizontal	Pass

10 LTE Band 5

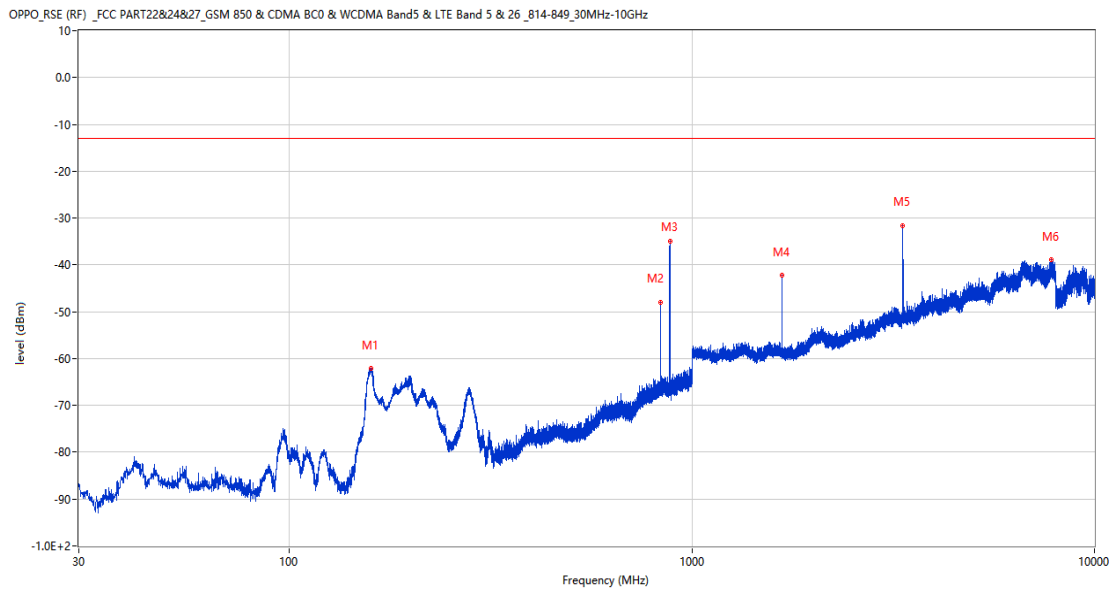
10.1 LTE Band 5 BW1.4, Middle Channel

RSE-H&H LTE Band 5 BW1.4 CH20525



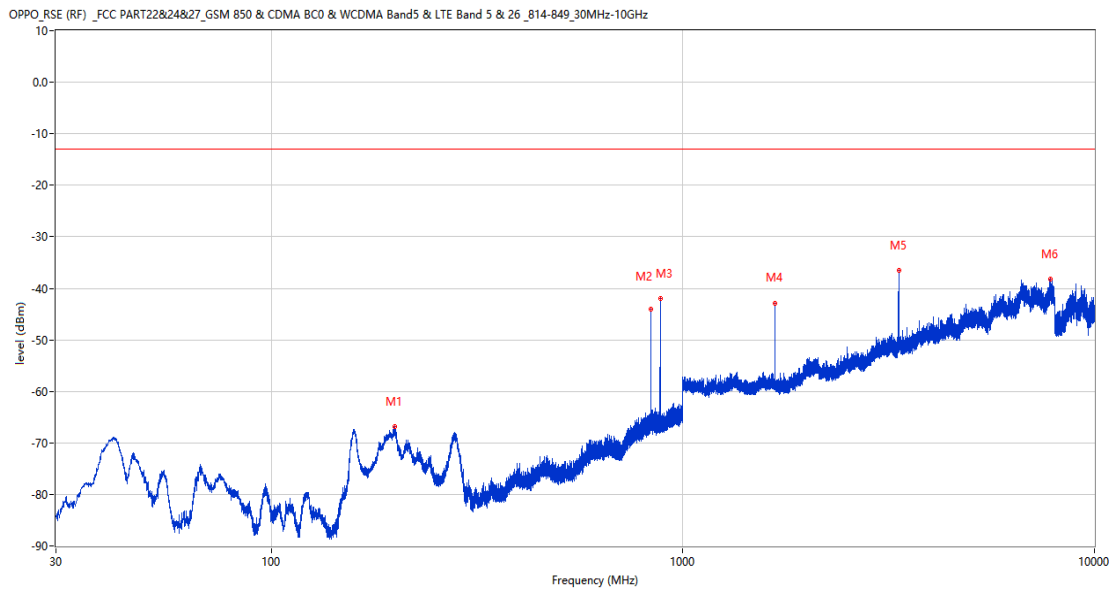
Frequency (MHz)	Result (dBm)	Factor (dB)	PK Limit (dBm)	Over Limit (dB)	Table (o)	ANT	EUT	Verdict
836.070	-42.14	4.75	-13.0	-29.14	134.00	Horizontal	Horizontal	N/A
881.903	-35.38	4.17	-13.0	-22.38	114.00	Horizontal	Horizontal	N/A
1672.900	-38.36	-4.30	-13.0	-25.36	8.00	Horizontal	Horizontal	Pass
3344.750	-31.09	5.79	-13.0	-18.09	309.00	Horizontal	Horizontal	Pass
4180.750	-42.95	8.51	-13.0	-29.95	230.00	Horizontal	Horizontal	Pass
7878.250	-38.94	15.14	-13.0	-25.94	356.00	Horizontal	Horizontal	Pass

RSE-H&V LTE Band 5 BW1.4 CH20525



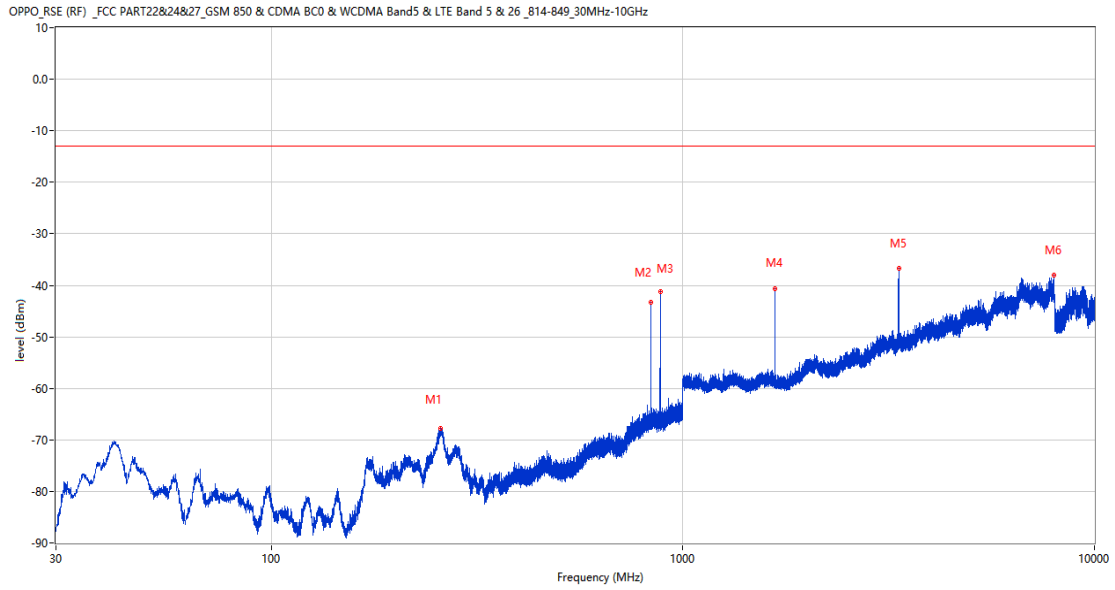
Frequency (MHz)	Result (dBm)	Factor (dB)	PK Limit (dBm)	Over Limit (dB)	Table (o)	ANT	EUT	Verdict
159.398	-62.02	-18.12	-13.0	-49.02	273.00	Horizontal	Vertical	Pass
836.119	-47.94	4.76	-13.0	-34.94	298.00	Horizontal	Vertical	N/A
881.417	-34.90	4.17	-13.0	-21.90	116.00	Horizontal	Vertical	N/A
1672.800	-42.23	-4.29	-13.0	-29.23	233.00	Horizontal	Vertical	Pass
3345.000	-31.56	5.82	-13.0	-18.56	156.00	Horizontal	Vertical	Pass
7814.500	-38.94	16.32	-13.0	-25.94	31.00	Horizontal	Vertical	Pass

RSE-V&V LTE Band 5 BW1.4 CH20525



Frequency (MHz)	Result (dBm)	Factor (dB)	PK Limit (dBm)	Over Limit (dB)	Table (o)	ANT	EUT	Verdict
199.992	-66.89	-14.37	-13.0	-53.89	336.00	Vertical	Vertical	Pass
836.022	-44.07	4.75	-13.0	-31.07	350.00	Vertical	Vertical	N/A
881.127	-42.03	4.17	-13.0	-29.03	201.00	Vertical	Vertical	N/A
1672.800	-42.87	-4.29	-13.0	-29.87	120.00	Vertical	Vertical	Pass
3345.000	-36.53	5.82	-13.0	-23.53	236.00	Vertical	Vertical	Pass
7809.000	-38.28	16.20	-13.0	-25.28	142.00	Vertical	Vertical	Pass

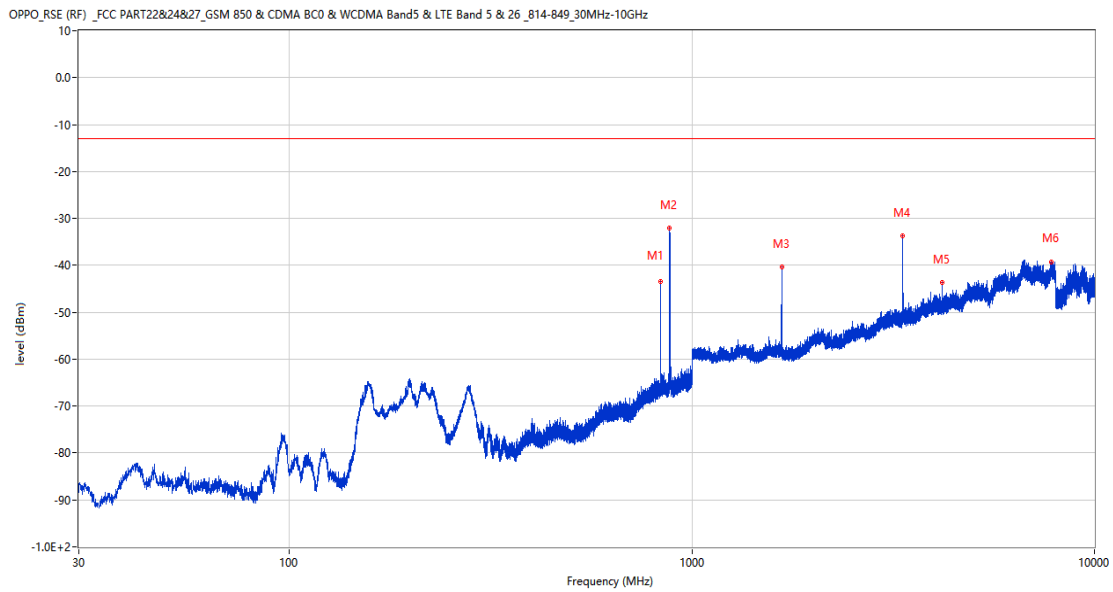
RSE-V&H LTE Band 5 BW1.4 CH20525



Frequency (MHz)	Result (dBm)	Factor (dB)	PK Limit (dBm)	Over Limit (dB)	Table (o)	ANT	EUT	Verdict
257.950	-67.85	-13.29	-13.0	-54.85	0.00	Vertical	Horizontal	Pass
836.070	-43.24	4.75	-13.0	-30.24	309.00	Vertical	Horizontal	N/A
881.951	-41.29	4.17	-13.0	-28.29	209.00	Vertical	Horizontal	N/A
1672.900	-40.63	-4.30	-13.0	-27.63	320.00	Vertical	Horizontal	Pass
3345.000	-36.72	5.82	-13.0	-23.72	97.00	Vertical	Horizontal	Pass
7954.750	-38.05	14.60	-13.0	-25.05	92.00	Vertical	Horizontal	Pass

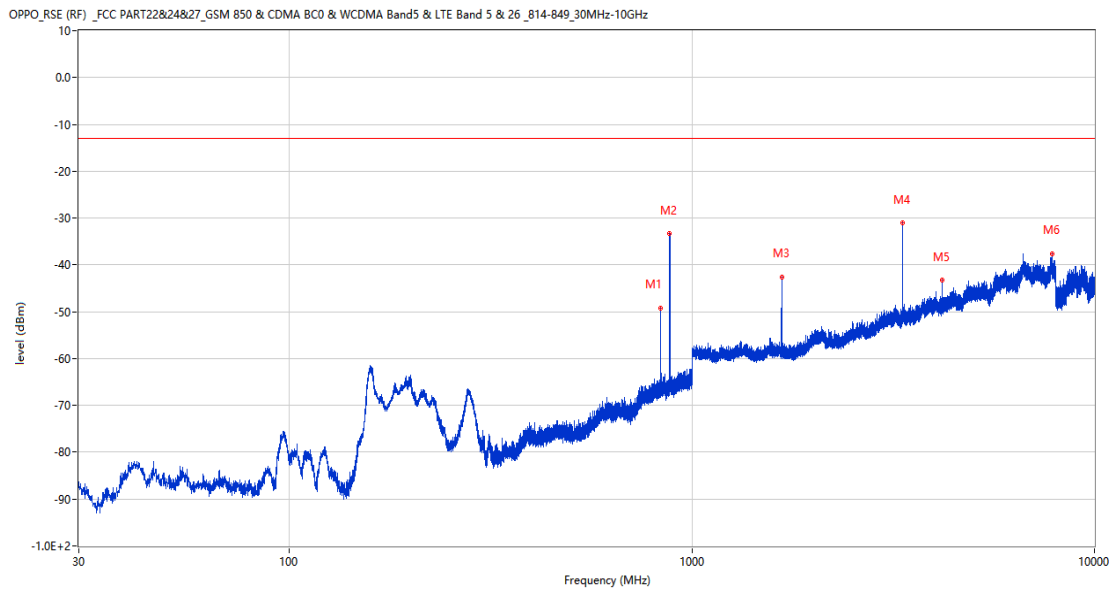
10.2 LTE Band 5 BW3, Middle Channel

RSE-H&H LTE Band 5 BW3 CH20525



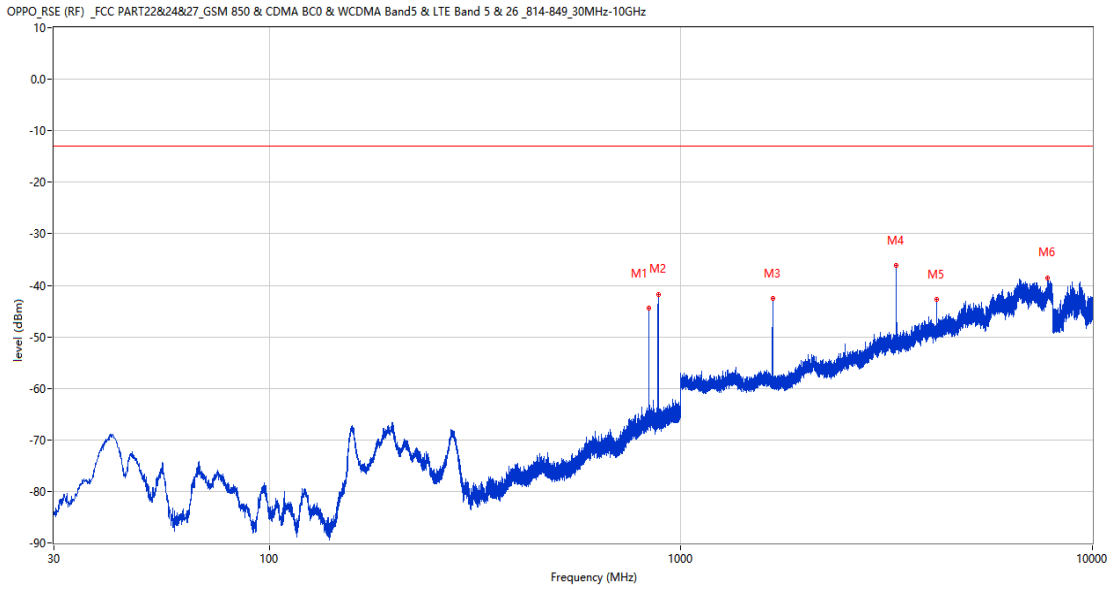
Frequency (MHz)	Result (dBm)	Factor (dB)	PK Limit (dBm)	Over Limit (dB)	Table (o)	ANT	EUT	Verdict
835.246	-43.42	4.72	-13.0	-30.42	131.00	Horizontal	Horizontal	N/A
880.884	-32.06	4.17	-13.0	-19.06	127.00	Horizontal	Horizontal	N/A
1671.300	-40.28	-4.31	-13.0	-27.28	57.00	Horizontal	Horizontal	Pass
3341.500	-33.69	5.86	-13.0	-20.69	308.00	Horizontal	Horizontal	Pass
4176.500	-43.74	8.18	-13.0	-30.74	298.00	Horizontal	Horizontal	Pass
7801.250	-39.38	15.86	-13.0	-26.38	52.00	Horizontal	Horizontal	Pass

RSE-H&V LTE Band 5 BW3 CH20525



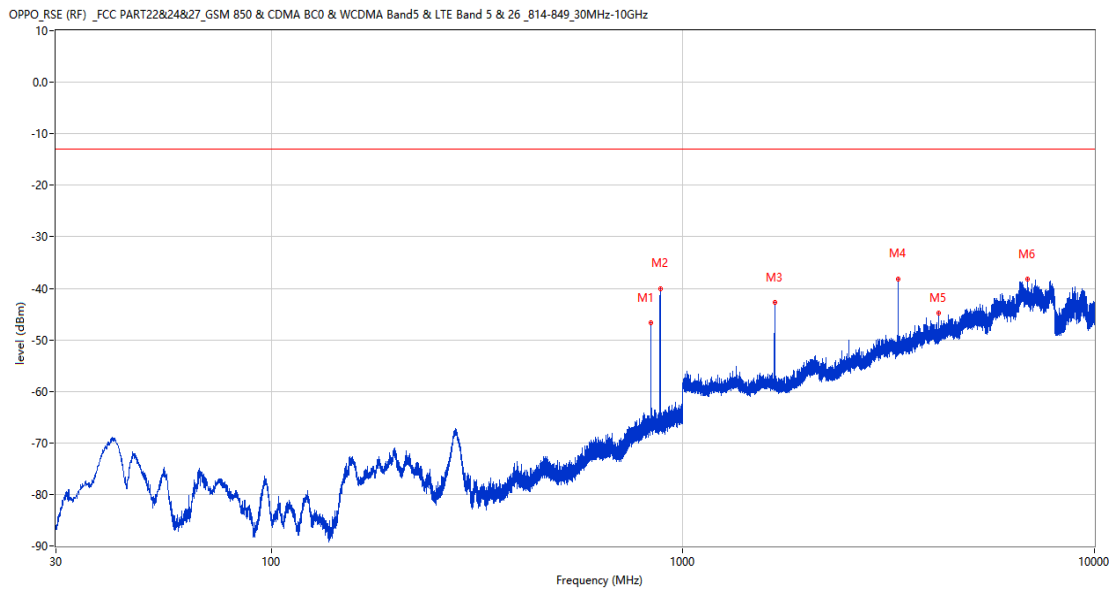
Frequency (MHz)	Result (dBm)	Factor (dB)	PK Limit (dBm)	Over Limit (dB)	Table (o)	ANT	EUT	Verdict
835.294	-49.23	4.72	-13.0	-36.23	301.00	Horizontal	Vertical	N/A
880.496	-33.26	4.18	-13.0	-20.26	128.00	Horizontal	Vertical	N/A
1671.300	-42.53	-4.31	-13.0	-29.53	231.00	Horizontal	Vertical	Pass
3341.500	-31.04	5.86	-13.0	-18.04	163.00	Horizontal	Vertical	Pass
4176.750	-43.33	8.18	-13.0	-30.33	142.00	Horizontal	Vertical	Pass
7841.000	-37.74	14.91	-13.0	-24.74	3.00	Horizontal	Vertical	Pass

RSE-V&V LTE Band 5 BW3 CH20525



Frequency (MHz)	Result (dBm)	Factor (dB)	PK Limit (dBm)	Over Limit (dB)	Table (o)	ANT	EUT	Verdict
835.294	-44.37	4.72	-13.0	-31.37	282.00	Vertical	Vertical	N/A
881.417	-41.77	4.17	-13.0	-28.77	76.00	Vertical	Vertical	N/A
1671.200	-42.58	-4.31	-13.0	-29.58	118.00	Vertical	Vertical	Pass
3341.250	-36.19	5.87	-13.0	-23.19	179.00	Vertical	Vertical	Pass
4176.500	-42.82	8.18	-13.0	-29.82	174.00	Vertical	Vertical	Pass
7795.000	-38.61	15.71	-13.0	-25.61	282.00	Vertical	Vertical	Pass

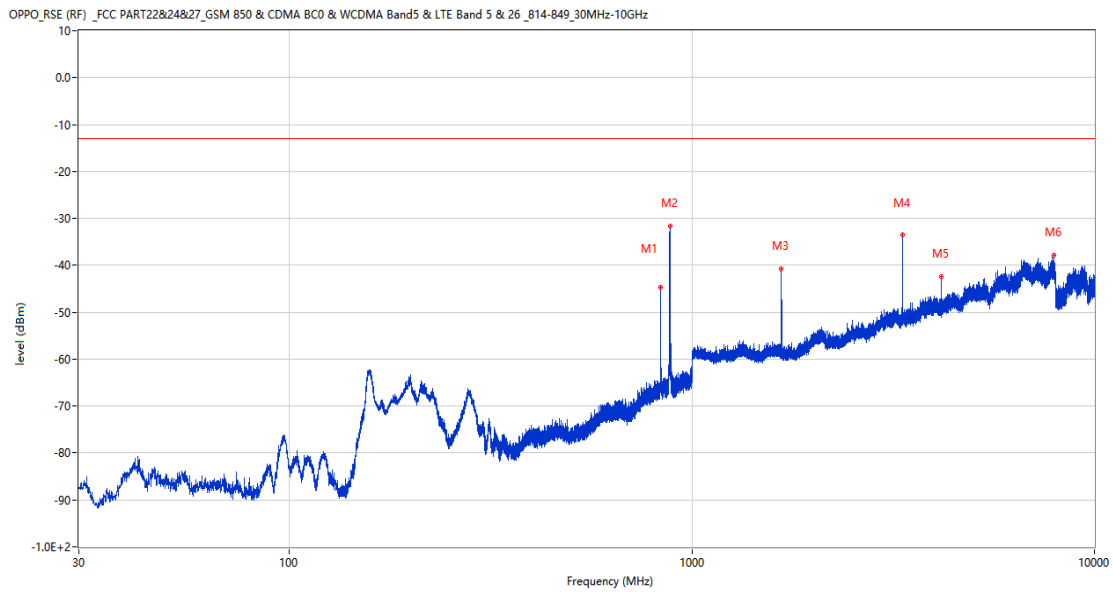
RSE-V&H LTE Band 5 BW3 CH20525



Frequency (MHz)	Result (dBm)	Factor (dB)	PK Limit (dBm)	Over Limit (dB)	Table (o)	ANT	EUT	Verdict
835.246	-46.75	4.72	-13.0	-33.75	199.00	Vertical	Horizontal	N/A
881.612	-40.07	4.17	-13.0	-27.07	76.00	Vertical	Horizontal	N/A
1671.300	-42.78	-4.31	-13.0	-29.78	121.00	Vertical	Horizontal	Pass
3341.500	-38.19	5.86	-13.0	-25.19	196.00	Vertical	Horizontal	Pass
4176.250	-44.82	8.18	-13.0	-31.82	181.00	Vertical	Horizontal	Pass
6874.000	-38.20	14.03	-13.0	-25.20	269.00	Vertical	Horizontal	Pass

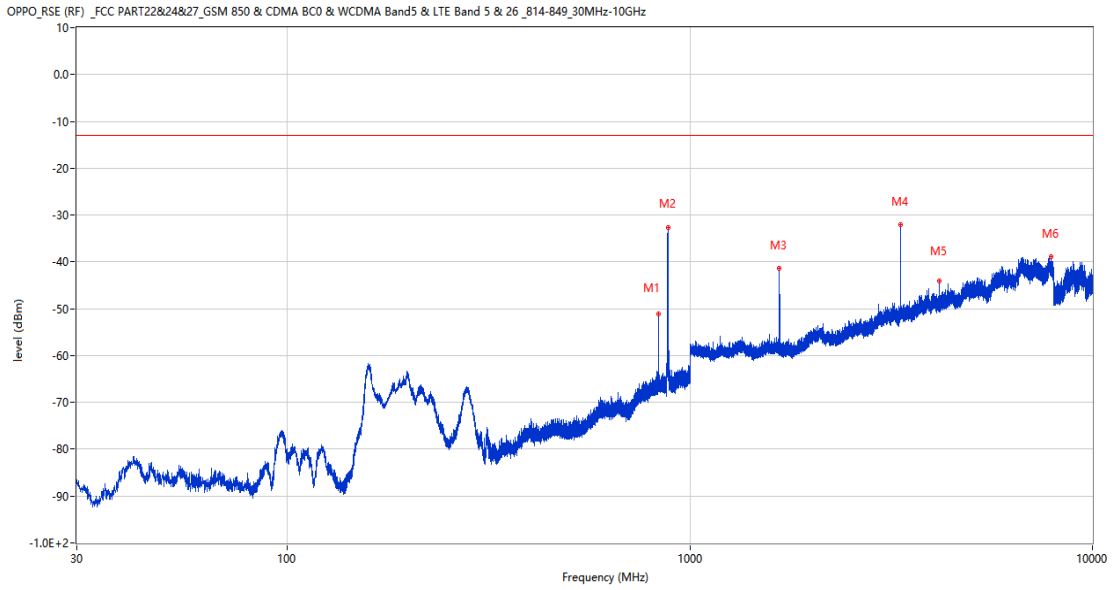
10.3 LTE Band 5 BW5, Middle Channel

RSE-H&H LTE Band 5 BW5 CH20525



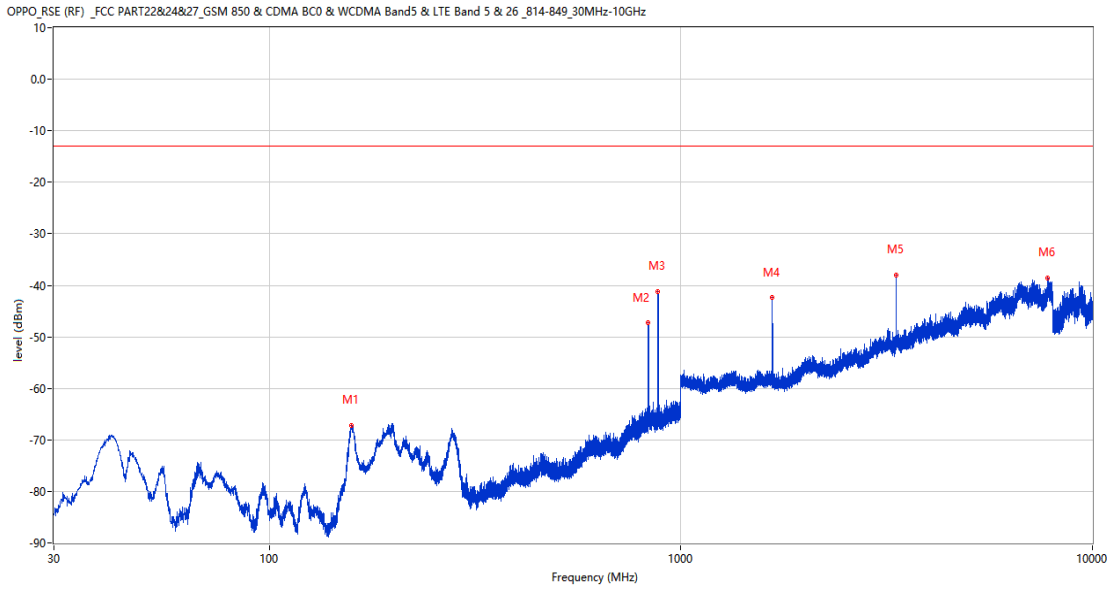
Frequency (MHz)	Result (dBm)	Factor (dB)	PK Limit (dBm)	Over Limit (dB)	Table (o)	ANT	EUT	Verdict
834.324	-44.68	4.68	-13.0	-31.68	150.00	Horizontal	Horizontal	N/A
883.358	-31.67	4.16	-13.0	-18.67	119.00	Horizontal	Horizontal	N/A
1669.500	-40.79	-4.23	-13.0	-27.79	321.00	Horizontal	Horizontal	Pass
3337.750	-33.51	5.90	-13.0	-20.51	314.00	Horizontal	Horizontal	Pass
4172.250	-42.38	7.94	-13.0	-29.38	297.00	Horizontal	Horizontal	Pass
7941.000	-37.90	14.73	-13.0	-24.90	45.00	Horizontal	Horizontal	Pass

RSE-H&V LTE Band 5 BW5 CH20525



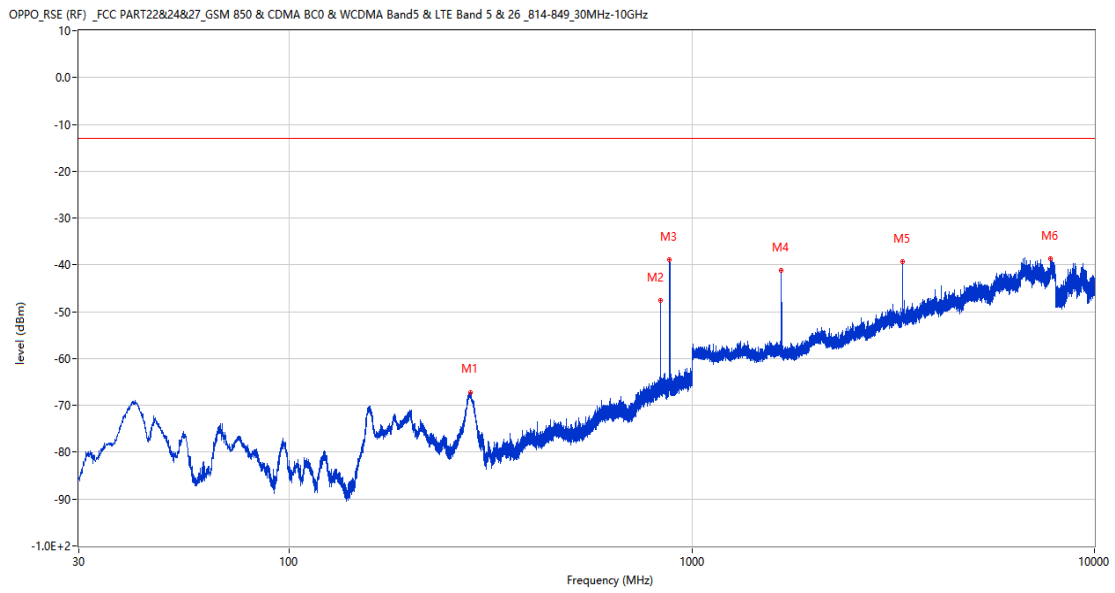
Frequency (MHz)	Result (dBm)	Factor (dB)	PK Limit (dBm)	Over Limit (dB)	Table (o)	ANT	EUT	Verdict
834.324	-51.12	4.68	-13.0	-38.12	258.00	Horizontal	Vertical	N/A
883.067	-32.58	4.16	-13.0	-19.58	121.00	Horizontal	Vertical	N/A
1669.500	-41.45	-4.23	-13.0	-28.45	229.00	Horizontal	Vertical	Pass
3337.750	-32.12	5.90	-13.0	-19.12	147.00	Horizontal	Vertical	Pass
4172.500	-44.15	7.93	-13.0	-31.15	188.00	Horizontal	Vertical	Pass
7875.750	-38.95	15.06	-13.0	-25.95	204.00	Horizontal	Vertical	Pass

RSE-V&V LTE Band 5 BW5 CH20525



Frequency (MHz)	Result (dBm)	Factor (dB)	PK Limit (dBm)	Over Limit (dB)	Table (o)	ANT	EUT	Verdict
158.574	-67.19	-18.33	-13.0	-54.19	205.00	Vertical	Vertical	Pass
834.372	-47.22	4.69	-13.0	-34.22	348.00	Vertical	Vertical	N/A
879.429	-41.14	4.22	-13.0	-28.14	76.00	Vertical	Vertical	N/A
1669.600	-42.40	-4.23	-13.0	-29.40	114.00	Vertical	Vertical	Pass
3337.750	-37.96	5.90	-13.0	-24.96	173.00	Vertical	Vertical	Pass
7797.250	-38.66	15.83	-13.0	-25.66	348.00	Vertical	Vertical	Pass

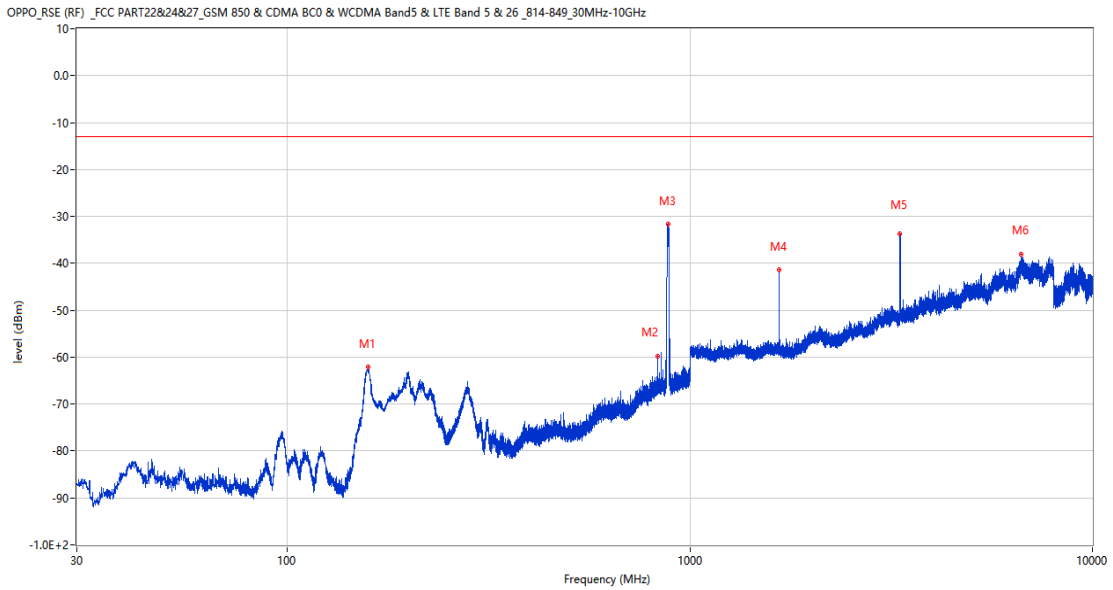
RSE-V&H LTE Band 5 BW5 CH20525



Frequency (MHz)	Result (dBm)	Factor (dB)	PK Limit (dBm)	Over Limit (dB)	Table (o)	ANT	EUT	Verdict
281.424	-67.28	-11.33	-13.0	-54.28	81.00	Vertical	Horizontal	Pass
834.372	-47.55	4.69	-13.0	-34.55	317.00	Vertical	Horizontal	N/A
881.078	-38.92	4.17	-13.0	-25.92	81.00	Vertical	Horizontal	N/A
1669.500	-41.17	-4.23	-13.0	-28.17	247.00	Vertical	Horizontal	Pass
3338.000	-39.39	5.83	-13.0	-26.39	267.00	Vertical	Horizontal	Pass
7793.000	-38.72	15.59	-13.0	-25.72	313.00	Vertical	Horizontal	Pass

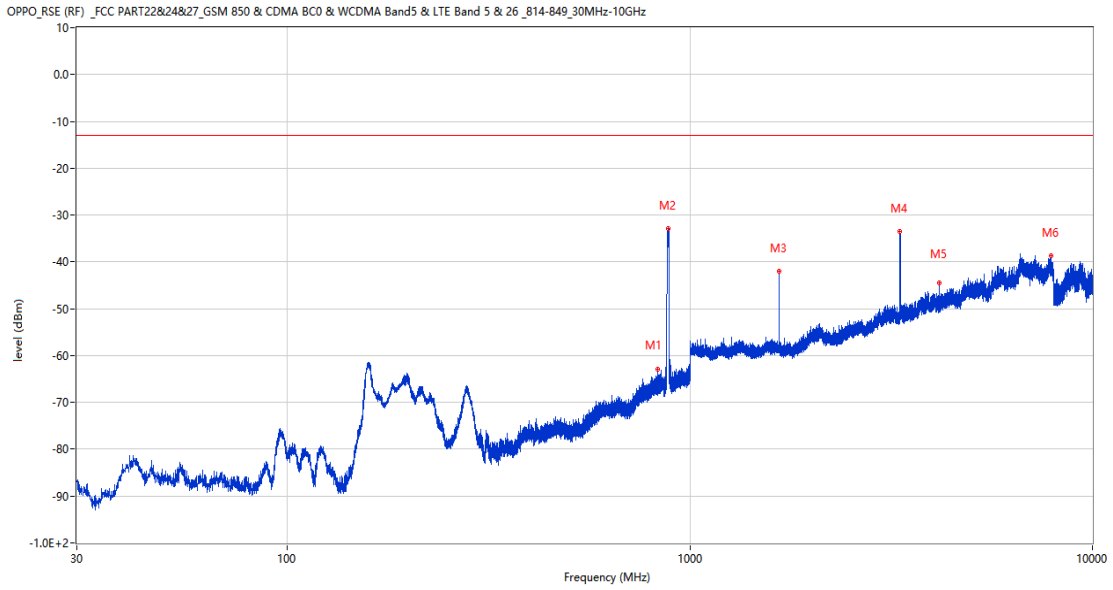
10.4 LTE Band 5 BW10, Middle Channel

RSE-H&H LTE Band 5 BW10 CH20525



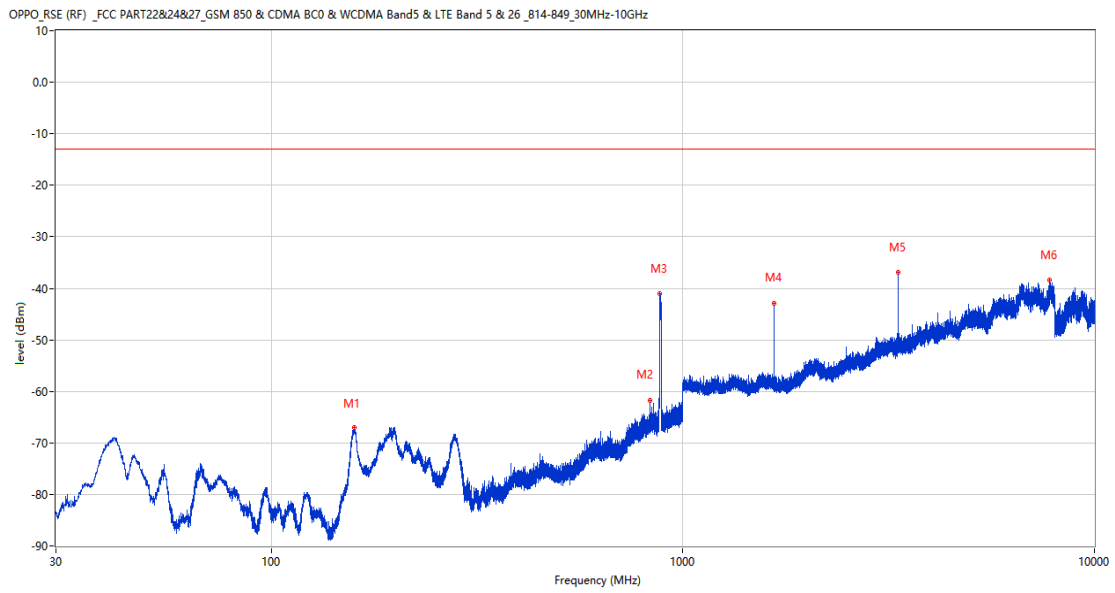
Frequency (MHz)	Result (dBm)	Factor (dB)	PK Limit (dBm)	Over Limit (dB)	Table (o)	ANT	EUT	Verdict
158.476	-62.11	-18.35	-13.0	-49.11	269.00	Horizontal	Horizontal	Pass
832.093	-59.83	4.59	-13.0	-46.83	127.00	Horizontal	Horizontal	N/A
882.339	-31.63	4.17	-13.0	-18.63	122.00	Horizontal	Horizontal	N/A
1665.000	-41.45	-4.29	-13.0	-28.45	326.00	Horizontal	Horizontal	Pass
3328.750	-33.71	6.33	-13.0	-20.71	333.00	Horizontal	Horizontal	Pass
6662.250	-38.15	14.83	-13.0	-25.15	0.00	Horizontal	Horizontal	Pass

RSE-H&V LTE Band 5 BW10 CH20525



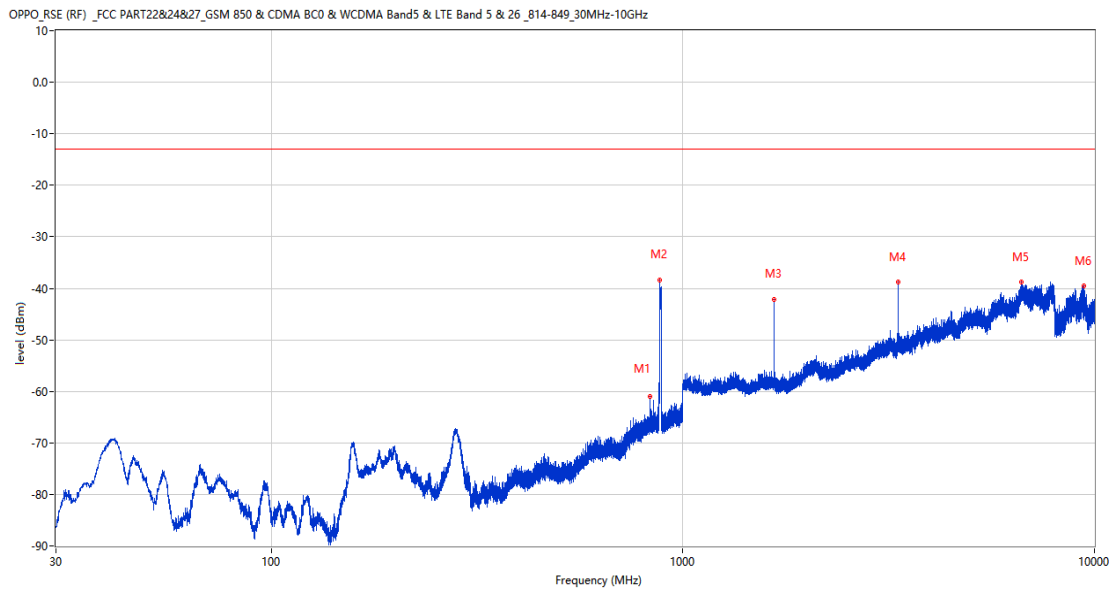
Frequency (MHz)	Result (dBm)	Factor (dB)	PK Limit (dBm)	Over Limit (dB)	Table (o)	ANT	EUT	Verdict
832.044	-62.87	4.59	-13.0	-49.87	296.00	Horizontal	Vertical	N/A
885.443	-32.91	4.32	-13.0	-19.91	127.00	Horizontal	Vertical	N/A
1664.900	-41.97	-4.31	-13.0	-28.97	231.00	Horizontal	Vertical	Pass
3328.750	-33.57	6.33	-13.0	-20.57	143.00	Horizontal	Vertical	Pass
4160.500	-44.42	7.88	-13.0	-31.42	190.00	Horizontal	Vertical	Pass
7885.500	-38.76	15.26	-13.0	-25.76	4.00	Horizontal	Vertical	Pass

RSE-V&V LTE Band 5 BW10 CH20525



Frequency (MHz)	Result (dBm)	Factor (dB)	PK Limit (dBm)	Over Limit (dB)	Table (o)	ANT	EUT	Verdict
159.398	-67.03	-18.12	-13.0	-54.03	206.00	Vertical	Vertical	Pass
832.190	-61.76	4.60	-13.0	-48.76	61.00	Vertical	Vertical	N/A
878.071	-41.09	4.19	-13.0	-28.09	92.00	Vertical	Vertical	N/A
1665.000	-42.88	-4.29	-13.0	-29.88	116.00	Vertical	Vertical	Pass
3329.000	-36.82	6.33	-13.0	-23.82	179.00	Vertical	Vertical	Pass
7798.750	-38.44	15.80	-13.0	-25.44	203.00	Vertical	Vertical	Pass

RSE-V&H LTE Band 5 BW10 CH20525

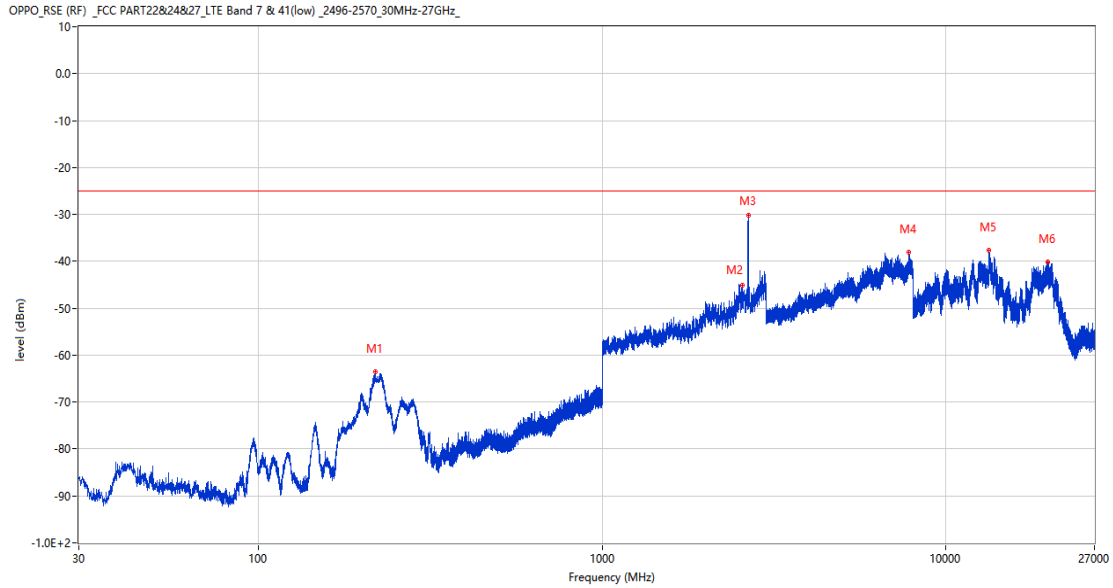


Frequency (MHz)	Result (dBm)	Factor (dB)	PK Limit (dBm)	Over Limit (dB)	Table (o)	ANT	EUT	Verdict
832.093	-61.00	4.59	-13.0	-48.00	335.00	Vertical	Horizontal	N/A
877.489	-38.34	4.08	-13.0	-25.34	95.00	Vertical	Horizontal	N/A
1665.000	-42.12	-4.29	-13.0	-29.12	246.00	Vertical	Horizontal	Pass
3328.750	-38.74	6.33	-13.0	-25.74	265.00	Vertical	Horizontal	Pass
6648.750	-38.73	15.20	-13.0	-25.73	74.00	Vertical	Horizontal	Pass
9440.800	-39.49	14.08	-13.0	-26.49	20.00	Vertical	Horizontal	Pass

11 LTE Band 7

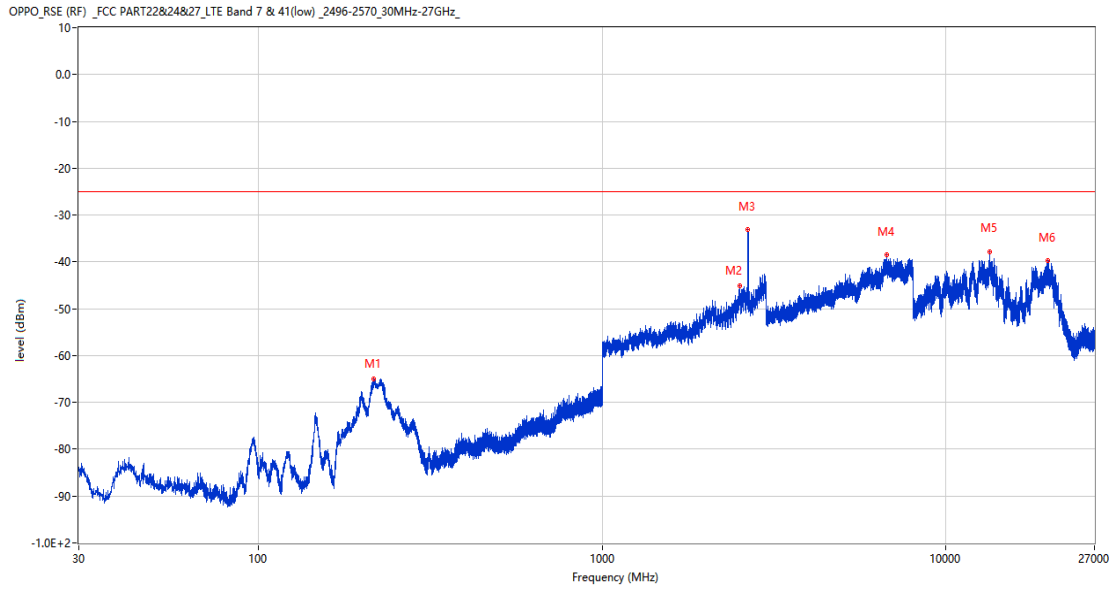
11.1 LTE Band 7 BW5, Middle Channel

RSE-H&H LTE Band 7 BW5 CH21100



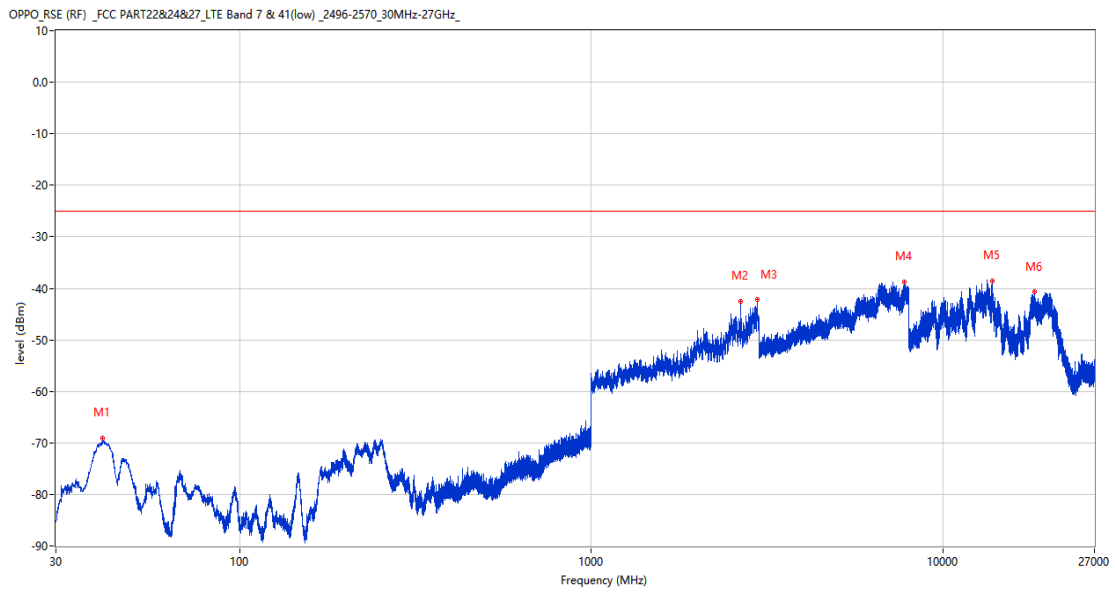
Frequency (MHz)	Result (dBm)	Factor (dB)	PK Limit (dBm)	Over Limit (dB)	Table (o)	ANT	EUT	Verdict
218.083	-63.59	-16.48	-25.0	-38.59	317.00	Horizontal	Horizontal	Pass
2553.100	-45.15	8.16	-25.0	-20.15	194.00	Horizontal	Horizontal	Pass
2657.200	-30.26	8.04	-25.0	-5.26	125.00	Horizontal	Horizontal	N/A
7793.750	-38.08	15.63	-25.0	-13.08	95.00	Horizontal	Horizontal	Pass
13341.150	-37.71	16.19	-25.0	-12.71	120.00	Horizontal	Horizontal	Pass
19771.650	-40.14	12.94	-25.0	-15.14	14.00	Horizontal	Horizontal	Pass

RSE-H&V LTE Band 7 BW5 CH21100



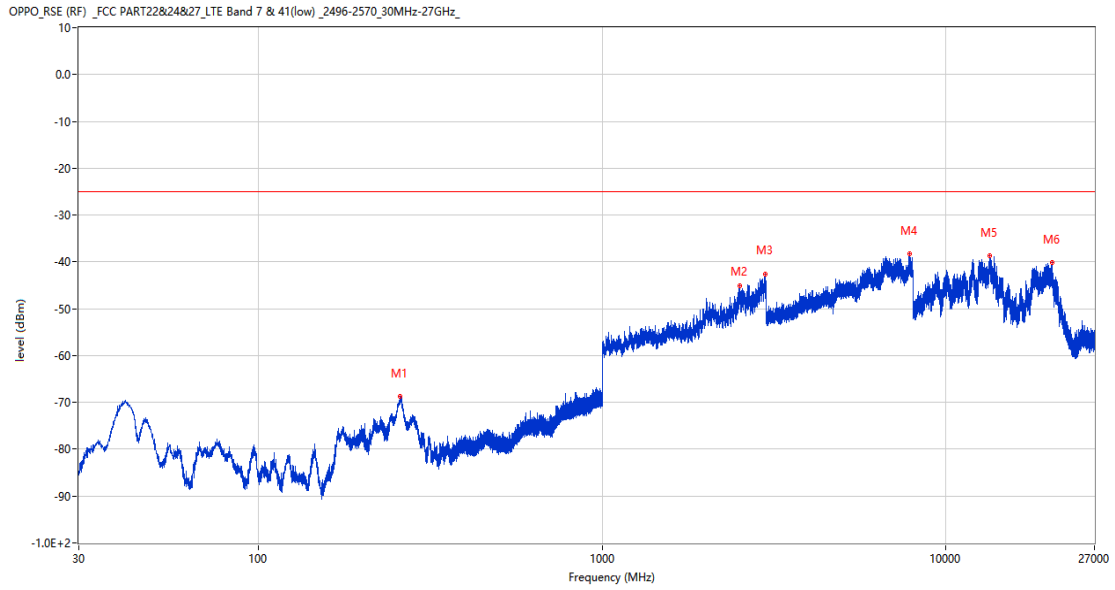
Frequency (MHz)	Result (dBm)	Factor (dB)	PK Limit (dBm)	Over Limit (dB)	Table (o)	ANT	EUT	Verdict
215.852	-65.04	-16.54	-25.0	-40.04	320.00	Horizontal	Vertical	Pass
2508.500	-45.13	8.26	-25.0	-20.13	252.00	Horizontal	Vertical	Pass
2654.500	-33.16	8.31	-25.0	-8.16	151.00	Horizontal	Vertical	N/A
6718.500	-38.58	15.67	-25.0	-13.58	355.00	Horizontal	Vertical	Pass
13361.362	-37.87	16.65	-25.0	-12.87	0.00	Horizontal	Vertical	Pass
19769.401	-39.78	12.94	-25.0	-14.78	56.00	Horizontal	Vertical	Pass

RSE-V&V LTE Band 7 BW5 CH21100



Frequency (MHz)	Result (dBm)	Factor (dB)	PK Limit (dBm)	Over Limit (dB)	Table (o)	ANT	EUT	Verdict
40.718	-69.10	-18.91	-25.0	-44.10	303.00	Vertical	Vertical	Pass
2656.200	-42.58	8.18	-25.0	-17.58	296.00	Vertical	Vertical	N/A
2969.300	-42.25	12.16	-25.0	-17.25	209.00	Vertical	Vertical	Pass
7781.750	-38.77	15.46	-25.0	-13.77	54.00	Vertical	Vertical	Pass
13796.588	-38.50	16.78	-25.0	-13.50	139.00	Vertical	Vertical	Pass
18199.349	-40.68	12.86	-25.0	-15.68	97.00	Vertical	Vertical	Pass

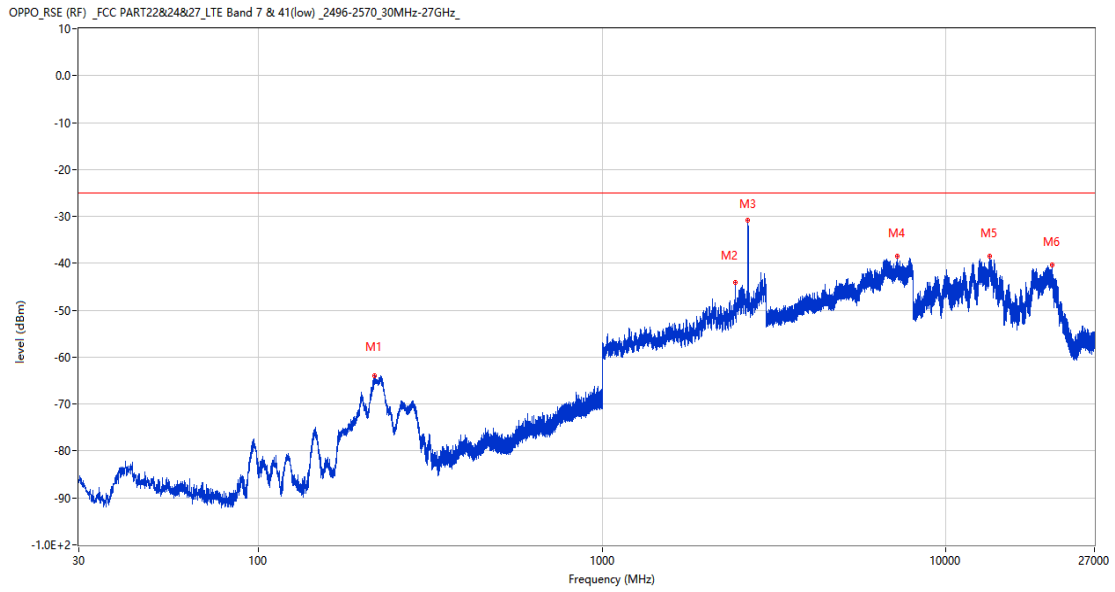
RSE-V&H LTE Band 7 BW5 CH21100



Frequency (MHz)	Result (dBm)	Factor (dB)	PK Limit (dBm)	Over Limit (dB)	Table (o)	ANT	EUT	Verdict
258.483	-68.77	-15.28	-25.0	-43.77	360.00	Vertical	Horizontal	Pass
2508.400	-45.00	8.27	-25.0	-20.00	36.00	Vertical	Horizontal	Pass
2973.400	-42.72	12.34	-25.0	-17.72	182.00	Vertical	Horizontal	Pass
7814.250	-38.37	16.28	-25.0	-13.37	341.00	Vertical	Horizontal	Pass
13388.662	-38.59	16.90	-25.0	-13.59	221.00	Vertical	Horizontal	Pass
20330.551	-40.05	12.97	-25.0	-15.05	58.00	Vertical	Horizontal	Pass

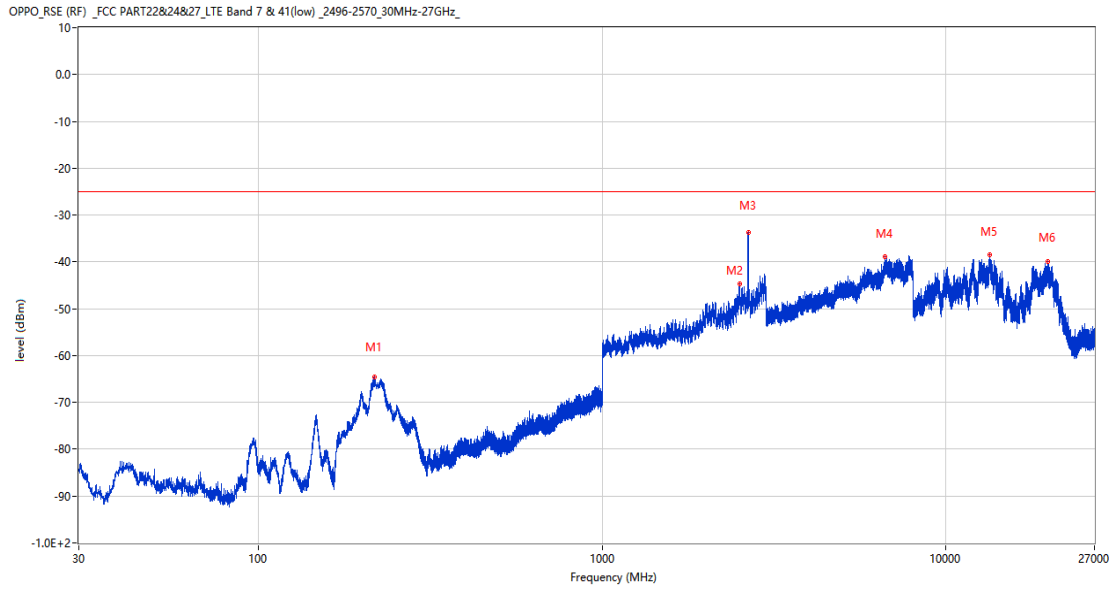
11.2 LTE Band 7 BW10, Middle Channel

RSE-H&H LTE Band 7 BW10 CH21100



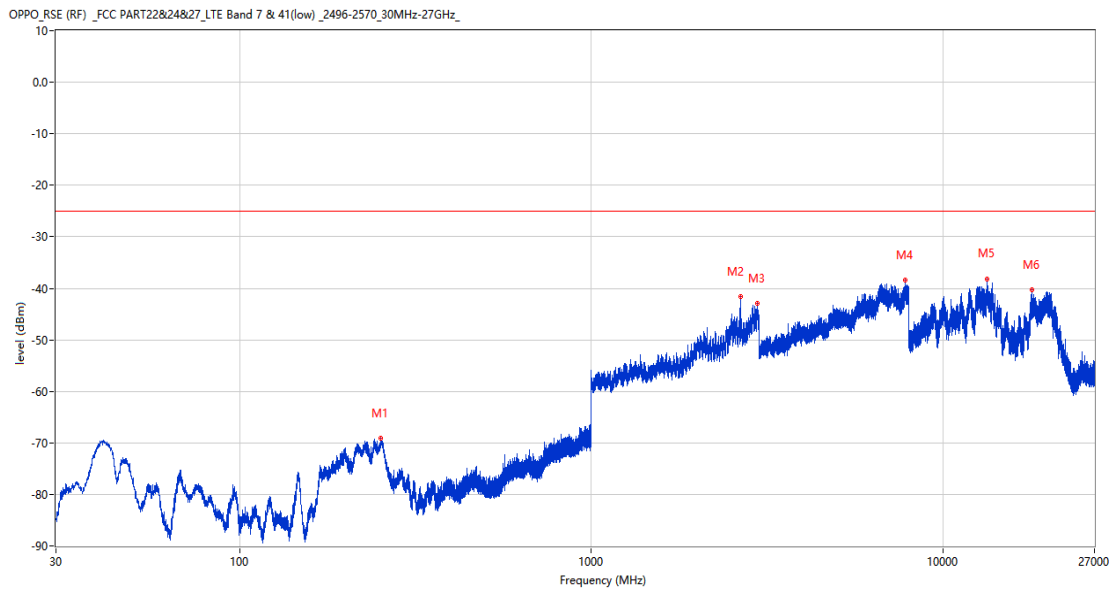
Frequency (MHz)	Result (dBm)	Factor (dB)	PK Limit (dBm)	Over Limit (dB)	Table (o)	ANT	EUT	Verdict
217.695	-64.05	-16.57	-25.0	-39.05	314.00	Horizontal	Horizontal	Pass
2435.400	-44.09	6.59	-25.0	-19.09	310.00	Horizontal	Horizontal	Pass
2652.400	-30.86	8.43	-25.0	-5.86	130.00	Horizontal	Horizontal	N/A
7220.750	-38.45	13.85	-25.0	-13.45	3.00	Horizontal	Horizontal	Pass
13389.187	-38.57	16.91	-25.0	-13.57	133.00	Horizontal	Horizontal	Pass
20331.901	-40.42	12.97	-25.0	-15.42	360.00	Horizontal	Horizontal	Pass

RSE-H&V LTE Band 7 BW10 CH21100



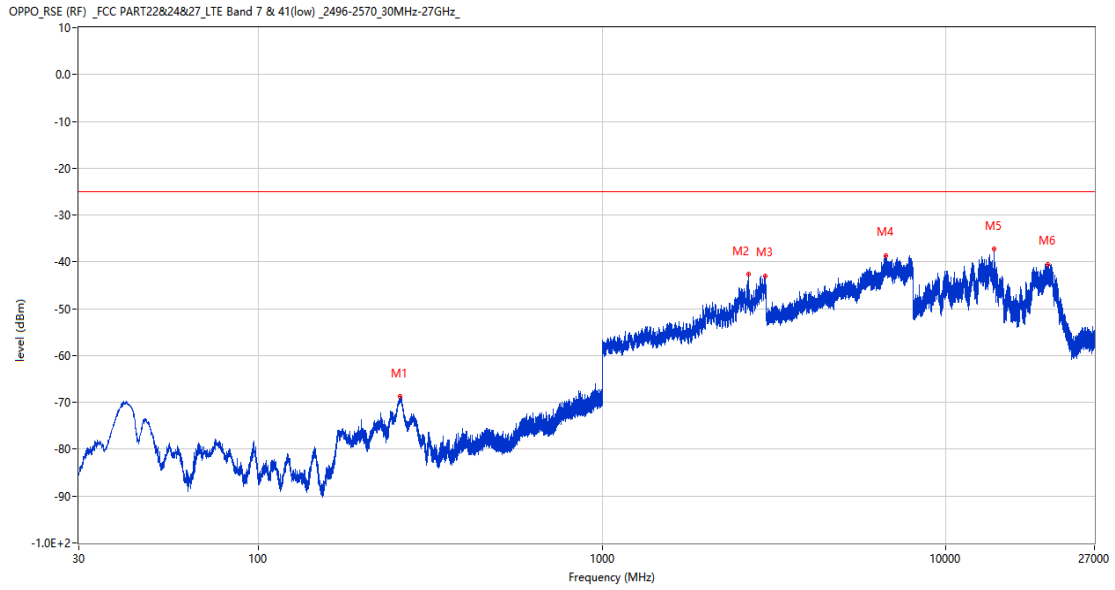
Frequency (MHz)	Result (dBm)	Factor (dB)	PK Limit (dBm)	Over Limit (dB)	Table (o)	ANT	EUT	Verdict
217.064	-64.68	-16.62	-25.0	-39.68	319.00	Horizontal	Vertical	Pass
2506.700	-44.78	8.27	-25.0	-19.78	360.00	Horizontal	Vertical	Pass
2657.300	-33.66	8.05	-25.0	-8.66	148.00	Horizontal	Vertical	N/A
6645.250	-38.88	15.15	-25.0	-13.88	289.00	Horizontal	Vertical	Pass
13355.850	-38.43	16.59	-25.0	-13.43	326.00	Horizontal	Vertical	Pass
19800.900	-39.99	12.94	-25.0	-14.99	98.00	Horizontal	Vertical	Pass

RSE-V&V LTE Band 7 BW10 CH21100



Frequency (MHz)	Result (dBm)	Factor (dB)	PK Limit (dBm)	Over Limit (dB)	Table (o)	ANT	EUT	Verdict
251.742	-69.16	-15.64	-25.0	-44.16	0.00	Vertical	Vertical	Pass
2659.300	-41.68	7.98	-25.0	-16.68	161.00	Vertical	Vertical	N/A
2972.600	-43.01	12.27	-25.0	-18.01	341.00	Vertical	Vertical	Pass
7817.500	-38.40	16.30	-25.0	-13.40	227.00	Vertical	Vertical	Pass
13389.975	-38.16	16.92	-25.0	-13.16	252.00	Vertical	Vertical	Pass
17948.813	-40.27	14.06	-25.0	-15.27	299.00	Vertical	Vertical	Pass

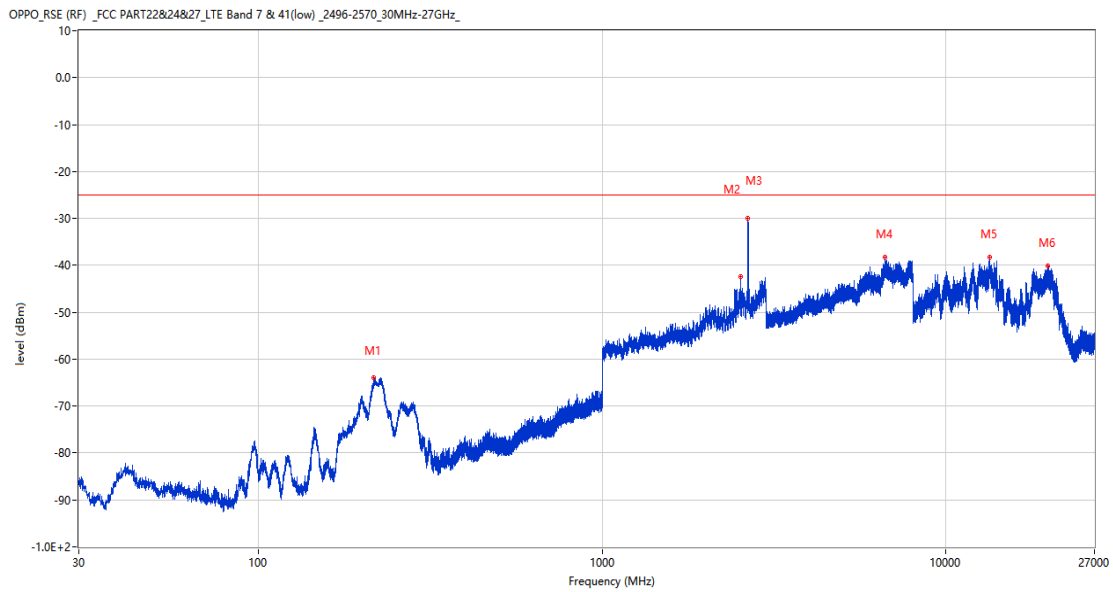
RSE-V&H LTE Band 7 BW10 CH21100



Frequency (MHz)	Result (dBm)	Factor (dB)	PK Limit (dBm)	Over Limit (dB)	Table (o)	ANT	EUT	Verdict
258.677	-68.68	-15.28	-25.0	-43.68	360.00	Vertical	Horizontal	Pass
2654.900	-42.66	8.27	-25.0	-17.66	253.00	Vertical	Horizontal	N/A
2971.200	-43.10	12.34	-25.0	-18.10	106.00	Vertical	Horizontal	Pass
6660.500	-38.78	14.75	-25.0	-13.78	167.00	Vertical	Horizontal	Pass
13801.050	-37.15	16.99	-25.0	-12.15	157.00	Vertical	Horizontal	Pass
19766.249	-40.56	12.94	-25.0	-15.56	230.00	Vertical	Horizontal	Pass

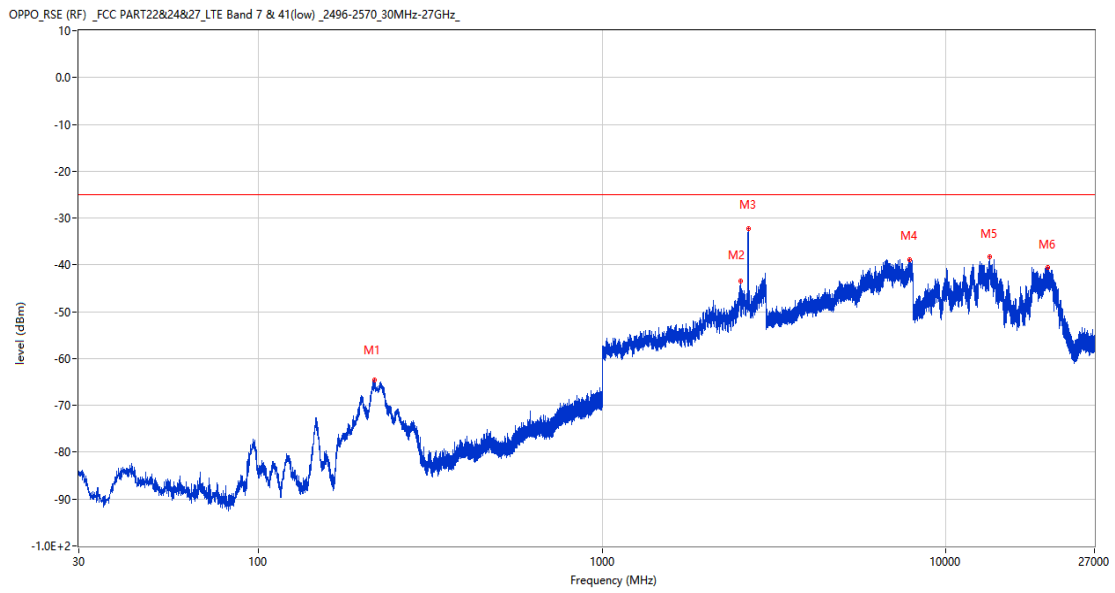
11.3 LTE Band 7 BW15, Middle Channel

RSE-H&H LTE Band 7 BW15 CH21100



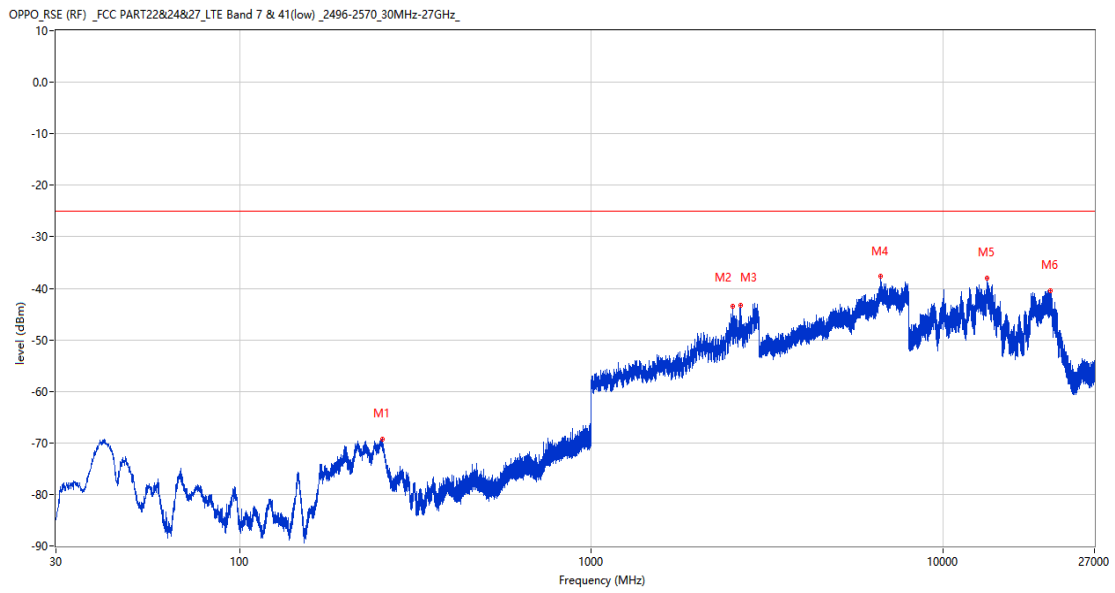
Frequency (MHz)	Result (dBm)	Factor (dB)	PK Limit (dBm)	Over Limit (dB)	Table (o)	ANT	EUT	Verdict
216.240	-63.96	-16.55	-25.0	-38.96	295.00	Horizontal	Horizontal	Pass
2529.100	-42.48	8.19	-25.0	-17.48	200.00	Horizontal	Horizontal	N/A
2652.700	-30.03	8.42	-25.0	-5.03	130.00	Horizontal	Horizontal	N/A
6621.000	-38.30	14.69	-25.0	-13.30	305.00	Horizontal	Horizontal	Pass
13400.475	-38.34	17.00	-25.0	-13.34	319.00	Horizontal	Horizontal	Pass
19780.651	-40.21	12.94	-25.0	-15.21	0.00	Horizontal	Horizontal	Pass

RSE-H&V LTE Band 7 BW15 CH21100



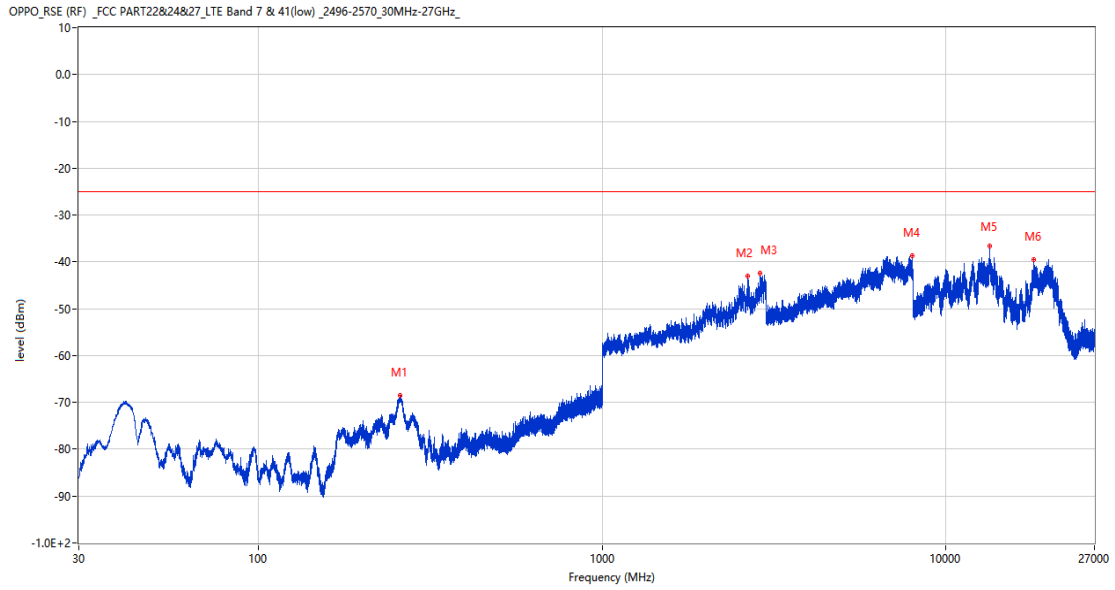
Frequency (MHz)	Result (dBm)	Factor (dB)	PK Limit (dBm)	Over Limit (dB)	Table (o)	ANT	EUT	Verdict
216.919	-64.62	-16.63	-25.0	-39.62	303.00	Horizontal	Vertical	Pass
2529.400	-43.49	8.19	-25.0	-18.49	0.00	Horizontal	Vertical	N/A
2659.800	-32.17	7.94	-25.0	-7.17	149.00	Horizontal	Vertical	N/A
7821.000	-38.93	16.08	-25.0	-13.93	43.00	Horizontal	Vertical	Pass
13354.013	-38.22	16.58	-25.0	-13.22	0.00	Horizontal	Vertical	Pass
19800.900	-40.47	12.94	-25.0	-15.47	98.00	Horizontal	Vertical	Pass

RSE-V&V LTE Band 7 BW15 CH21100



Frequency (MHz)	Result (dBm)	Factor (dB)	PK Limit (dBm)	Over Limit (dB)	Table (o)	ANT	EUT	Verdict
254.022	-69.21	-15.41	-25.0	-44.21	26.00	Vertical	Vertical	Pass
2529.100	-43.52	8.19	-25.0	-18.52	273.00	Vertical	Vertical	N/A
2661.700	-43.29	7.85	-25.0	-18.29	177.00	Vertical	Vertical	N/A
6661.500	-37.61	14.76	-25.0	-12.61	131.00	Vertical	Vertical	Pass
13392.862	-38.07	16.94	-25.0	-13.07	201.00	Vertical	Vertical	Pass
20225.700	-40.40	12.96	-25.0	-15.40	0.00	Vertical	Vertical	Pass

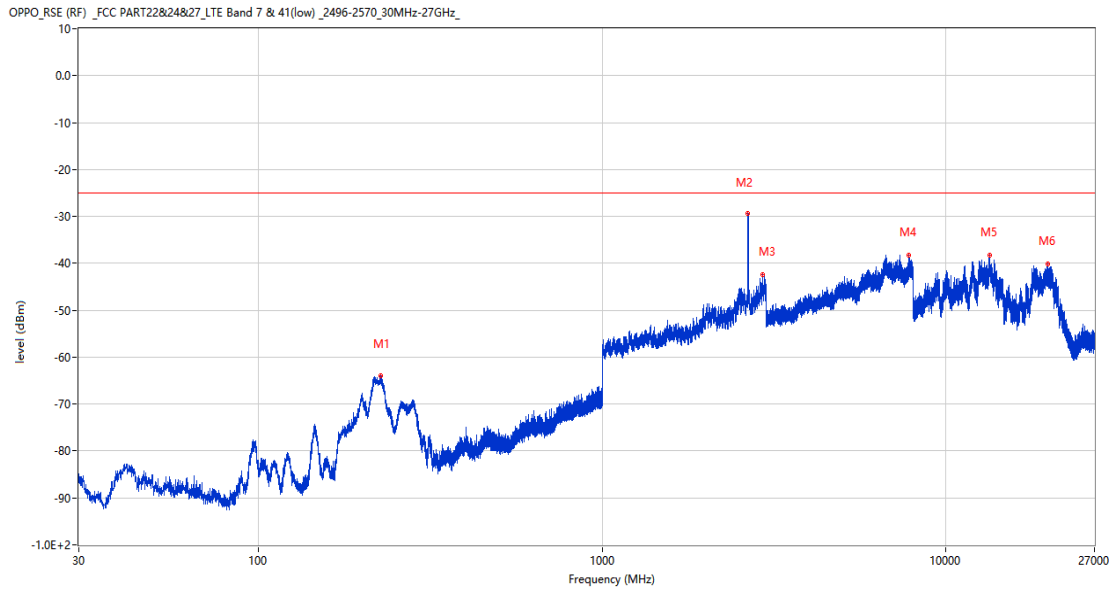
RSE-V&H LTE Band 7 BW15 CH21100



Frequency (MHz)	Result (dBm)	Factor (dB)	PK Limit (dBm)	Over Limit (dB)	Table (o)	ANT	EUT	Verdict
258.047	-68.46	-15.40	-25.0	-43.46	360.00	Vertical	Horizontal	Pass
2653.700	-43.11	8.32	-25.0	-18.11	252.00	Vertical	Horizontal	N/A
2880.000	-42.46	10.66	-25.0	-17.46	91.00	Vertical	Horizontal	Pass
7974.500	-38.59	14.82	-25.0	-13.59	344.00	Vertical	Horizontal	Pass
13391.813	-36.59	16.93	-25.0	-11.59	318.00	Vertical	Horizontal	Pass
18019.801	-39.53	12.85	-25.0	-14.53	0.00	Vertical	Horizontal	Pass

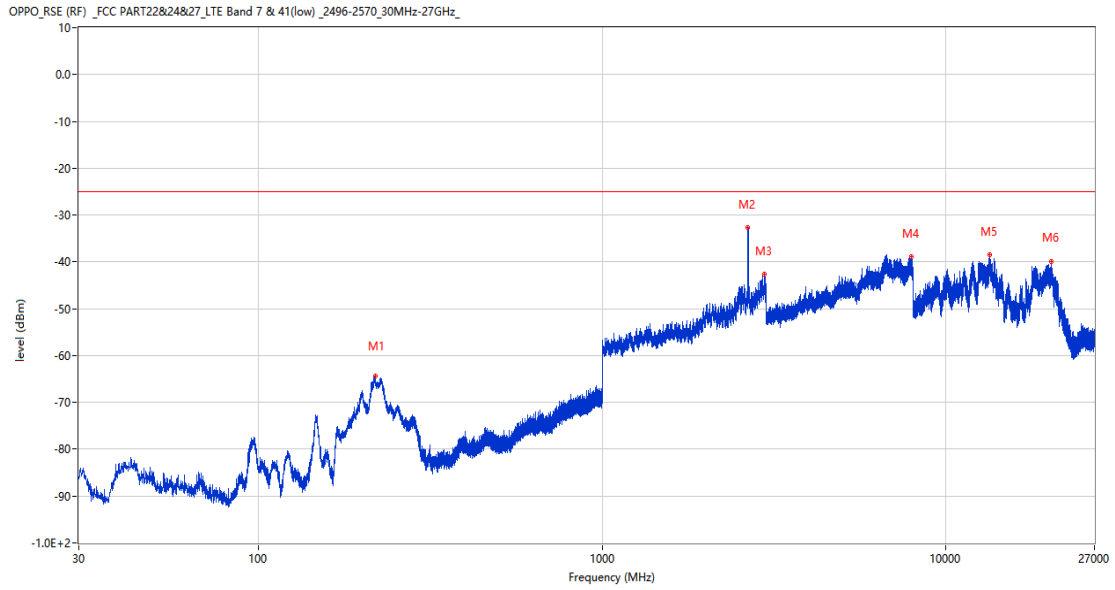
11.4 LTE Band 7 BW20, Middle Channel

RSE-H&H LTE Band 7 BW20 CH21100



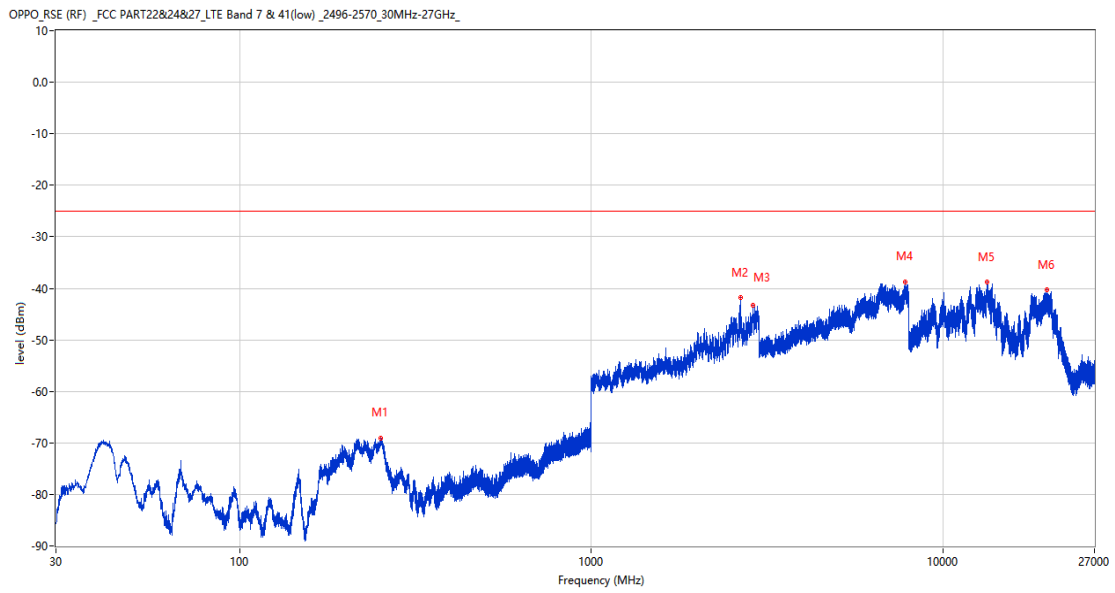
Frequency (MHz)	Result (dBm)	Factor (dB)	PK Limit (dBm)	Over Limit (dB)	Table (o)	ANT	EUT	Verdict
226.085	-63.92	-15.75	-25.0	-38.92	303.00	Horizontal	Horizontal	Pass
2649.800	-29.39	8.52	-25.0	-4.39	132.00	Horizontal	Horizontal	N/A
2922.200	-42.37	11.13	-25.0	-17.37	178.00	Horizontal	Horizontal	Pass
7785.500	-38.28	15.49	-25.0	-13.28	199.00	Horizontal	Horizontal	Pass
13398.375	-38.23	16.99	-25.0	-13.23	50.00	Horizontal	Horizontal	Pass
19776.150	-40.10	12.94	-25.0	-15.10	59.00	Horizontal	Horizontal	Pass

RSE-H&V LTE Band 7 BW20 CH21100



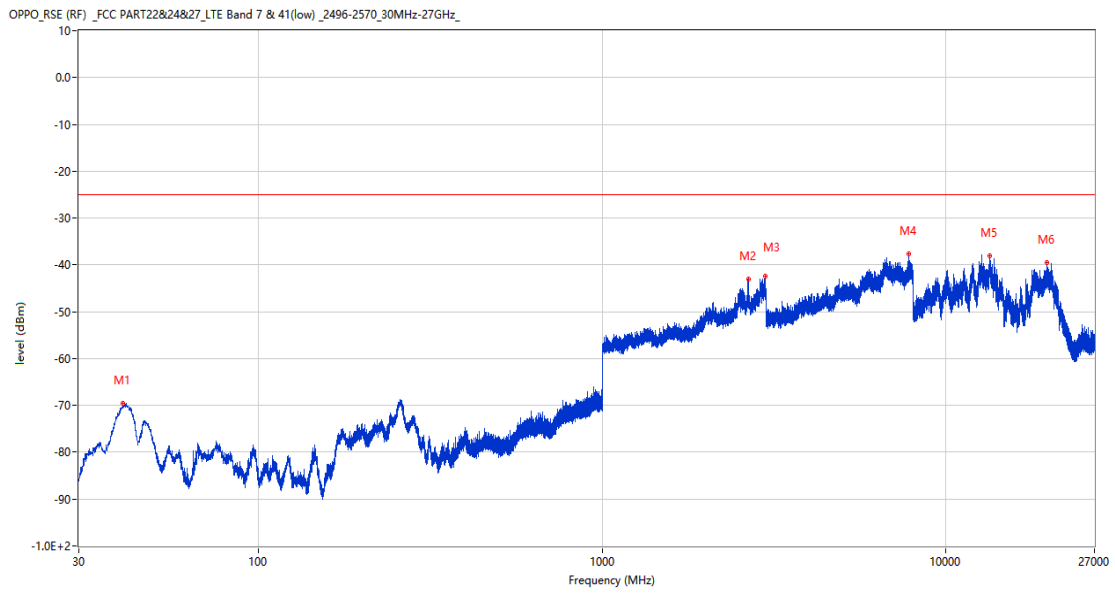
Frequency (MHz)	Result (dBm)	Factor (dB)	PK Limit (dBm)	Over Limit (dB)	Table (o)	ANT	EUT	Verdict
218.326	-64.46	-16.42	-25.0	-39.46	326.00	Horizontal	Vertical	Pass
2654.400	-32.62	8.31	-25.0	-7.62	140.00	Horizontal	Vertical	N/A
2966.000	-42.68	11.58	-25.0	-17.68	259.00	Horizontal	Vertical	Pass
7935.250	-38.99	14.67	-25.0	-13.99	72.00	Horizontal	Vertical	Pass
13420.687	-38.44	16.55	-25.0	-13.44	0.00	Horizontal	Vertical	Pass
20234.250	-40.02	12.96	-25.0	-15.02	56.00	Horizontal	Vertical	Pass

RSE-V&V LTE Band 7 BW20 CH21100



Frequency (MHz)	Result (dBm)	Factor (dB)	PK Limit (dBm)	Over Limit (dB)	Table (o)	ANT	EUT	Verdict
252.324	-69.04	-15.60	-25.0	-44.04	13.00	Vertical	Vertical	Pass
2662.800	-41.82	7.92	-25.0	-16.82	170.00	Vertical	Vertical	N/A
2883.300	-43.30	11.08	-25.0	-18.30	326.00	Vertical	Vertical	Pass
7838.750	-38.70	14.99	-25.0	-13.70	44.00	Vertical	Vertical	Pass
13382.100	-38.81	16.84	-25.0	-13.81	88.00	Vertical	Vertical	Pass
19768.052	-40.20	12.94	-25.0	-15.20	56.00	Vertical	Vertical	Pass

RSE-V&H LTE Band 7 BW20 CH21100

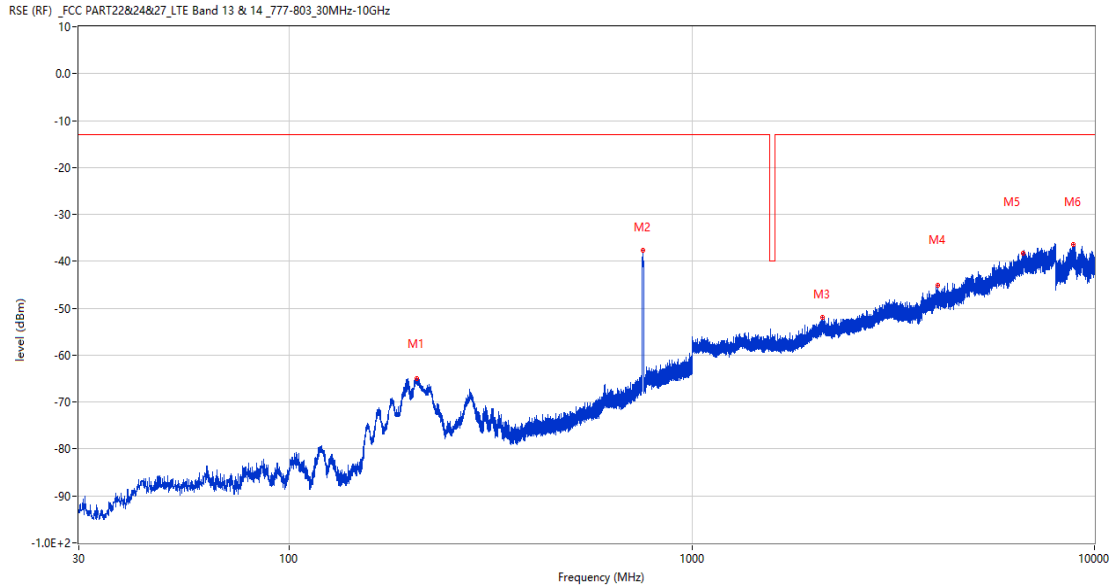


Frequency (MHz)	Result (dBm)	Factor (dB)	PK Limit (dBm)	Over Limit (dB)	Table (o)	ANT	EUT	Verdict
40.379	-69.54	-19.16	-25.0	-44.54	208.00	Vertical	Horizontal	Pass
2659.900	-43.05	7.94	-25.0	-18.05	208.00	Vertical	Horizontal	N/A
2974.200	-42.33	12.30	-25.0	-17.33	0.00	Vertical	Horizontal	Pass
7806.750	-37.72	16.09	-25.0	-12.72	0.00	Vertical	Horizontal	Pass
13384.200	-38.15	16.86	-25.0	-13.15	345.00	Vertical	Horizontal	Pass
19638.000	-39.53	12.93	-25.0	-14.53	320.00	Vertical	Horizontal	Pass

12 LTE Band 13

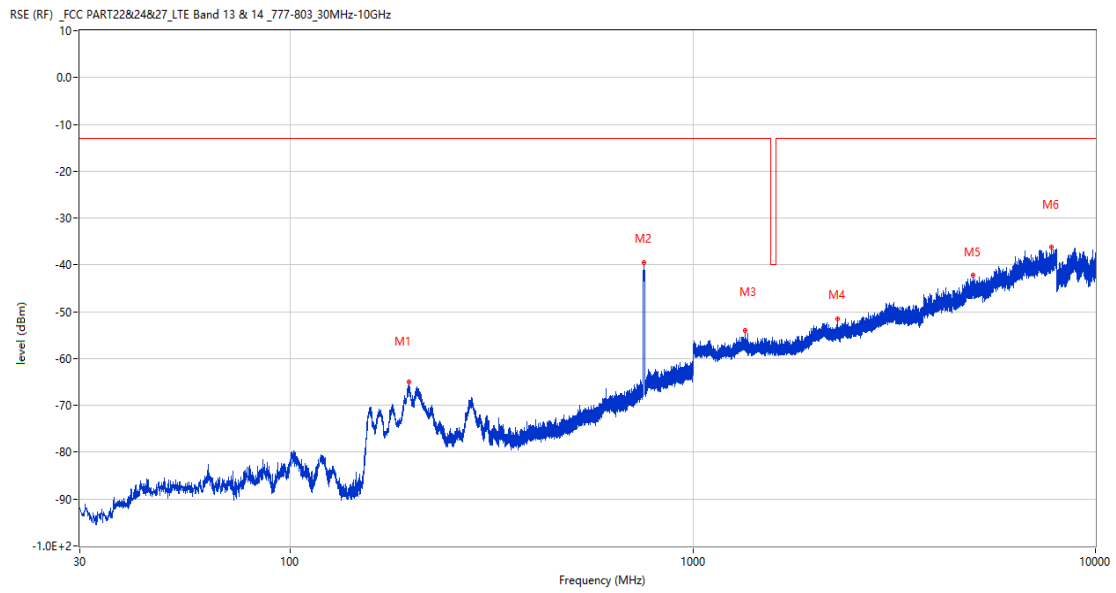
12.1 LTE Band 13 BW5, Middle Channel

RSE-H&H LTE Band 13 BW5 CH23230



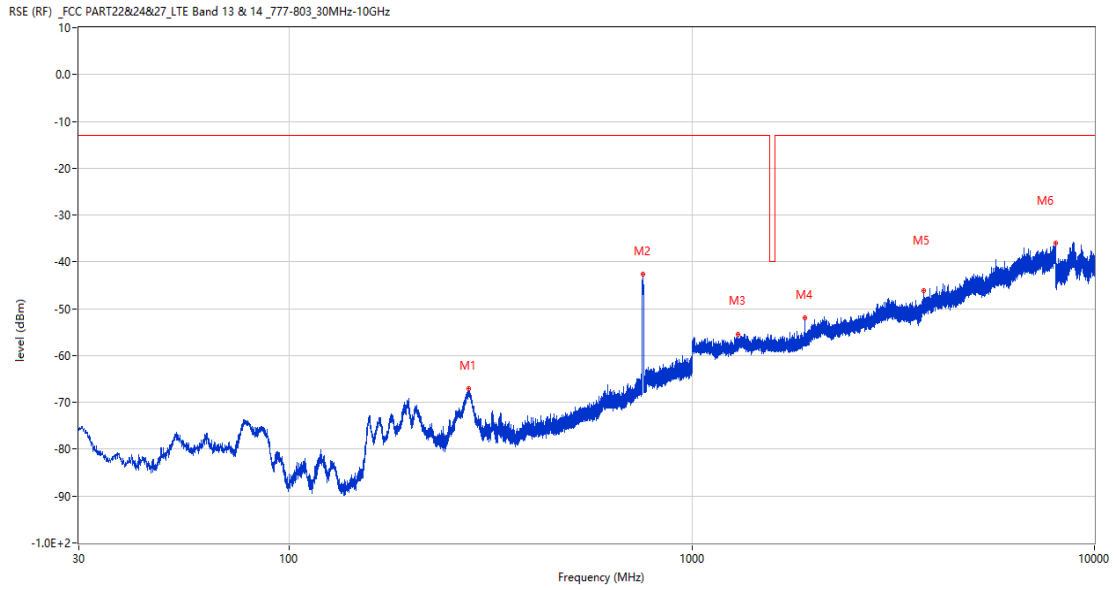
Frequency (MHz)	Result (dBm)	Factor (dB)	PK Limit (dBm)	Over Limit (dB)	Table (o)	ANT	EUT	Verdict
206.928	-64.97	-13.57	-13.0	-51.97	40.00	Horizontal	Horizontal	Pass
757.549	-37.69	3.31	-13.0	-24.69	53.00	Horizontal	Horizontal	N/A
2106.800	-51.97	0.24	-13.0	-38.97	360.00	Horizontal	Horizontal	Pass
4087.000	-45.13	9.74	-13.0	-32.13	299.00	Horizontal	Horizontal	Pass
6663.000	-38.25	16.36	-13.0	-25.25	343.00	Horizontal	Horizontal	Pass
8854.500	-36.42	20.31	-13.0	-23.42	14.00	Horizontal	Horizontal	Pass

RSE-H&V LTE Band 13 BW5 CH23230



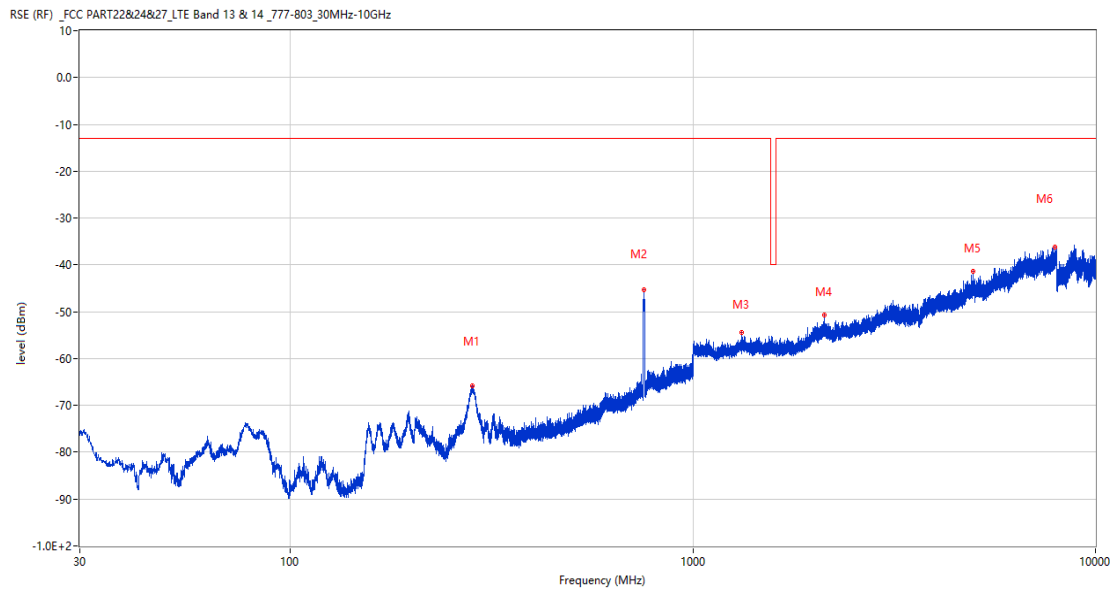
Frequency (MHz)	Result (dBm)	Factor (dB)	PK Limit (dBm)	Over Limit (dB)	Table (o)	ANT	EUT	Verdict
196.743	-65.06	-13.78	-13.0	-52.06	57.00	Horizontal	Vertical	Pass
757.112	-39.41	3.34	-13.0	-26.41	67.00	Horizontal	Vertical	N/A
1349.000	-54.10	-2.64	-13.0	-41.10	314.00	Horizontal	Vertical	Pass
2290.100	-51.61	0.69	-13.0	-38.61	255.00	Horizontal	Vertical	Pass
4955.000	-42.27	12.85	-13.0	-29.27	320.00	Horizontal	Vertical	Pass
7781.250	-36.23	18.21	-13.0	-23.23	46.00	Horizontal	Vertical	Pass

RSE-V&V LTE Band 13 BW5 CH23230



Frequency (MHz)	Result (dBm)	Factor (dB)	PK Limit (dBm)	Over Limit (dB)	Table (o)	ANT	EUT	Verdict
279.581	-67.11	-9.79	-13.0	-54.11	359.00	Vertical	Vertical	Pass
755.560	-42.65	3.28	-13.0	-29.65	310.00	Vertical	Vertical	N/A
1304.700	-55.37	-2.74	-13.0	-42.37	329.00	Vertical	Vertical	Pass
1908.900	-52.00	-2.61	-13.0	-39.00	121.00	Vertical	Vertical	Pass
3767.000	-46.19	9.10	-13.0	-33.19	320.00	Vertical	Vertical	Pass
7999.000	-35.99	18.94	-13.0	-22.99	89.00	Vertical	Vertical	Pass

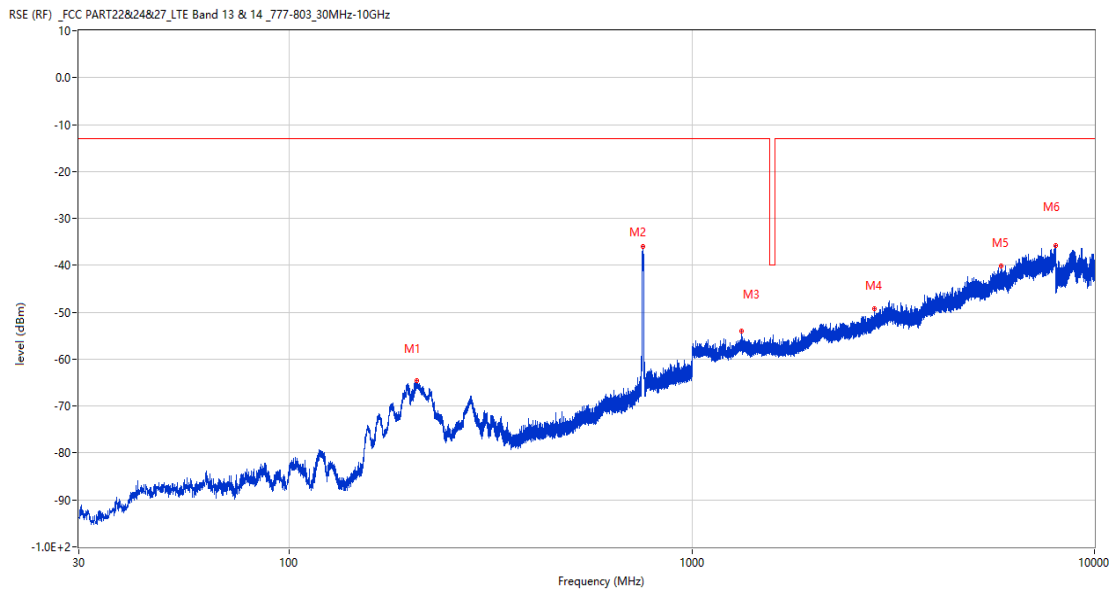
RSE-V&H LTE Band 13 BW5 CH23230



Frequency (MHz)	Result (dBm)	Factor (dB)	PK Limit (dBm)	Over Limit (dB)	Table (o)	ANT	EUT	Verdict
282.927	-65.86	-9.79	-13.0	-52.86	346.00	Vertical	Horizontal	Pass
755.366	-45.27	3.27	-13.0	-32.27	283.00	Vertical	Horizontal	N/A
1324.800	-54.35	-2.47	-13.0	-41.35	249.00	Vertical	Horizontal	Pass
2117.600	-50.75	-0.03	-13.0	-37.75	0.00	Vertical	Horizontal	Pass
4961.000	-41.38	13.09	-13.0	-28.38	100.00	Vertical	Horizontal	Pass
7927.750	-36.22	18.51	-13.0	-23.22	56.00	Vertical	Horizontal	Pass

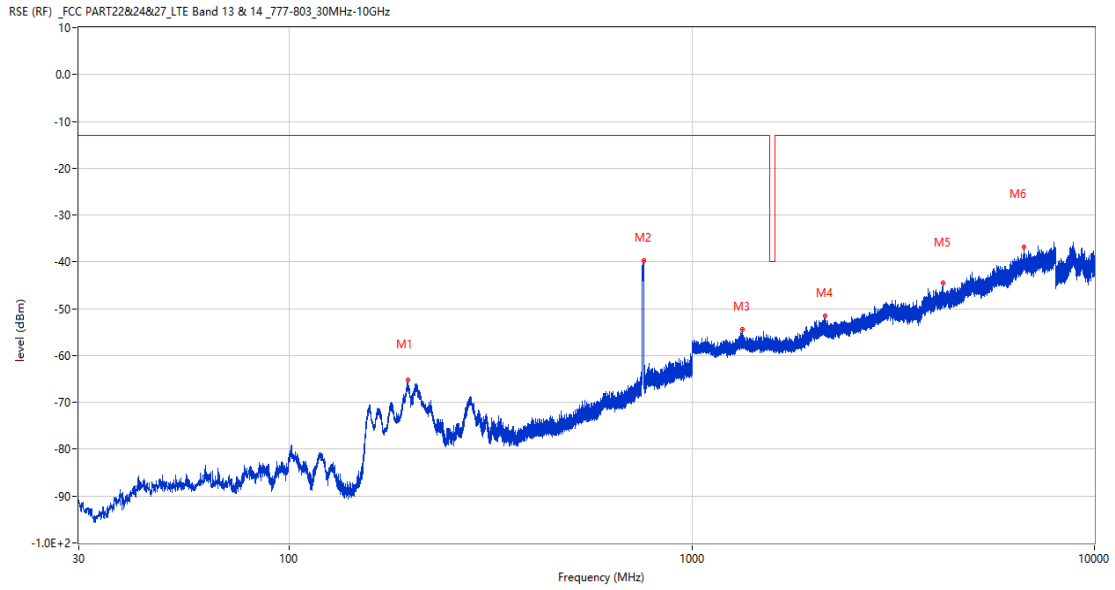
12.2 LTE Band 13 BW10, Middle Channel

RSE-H&H LTE Band 13 BW10 CH23230



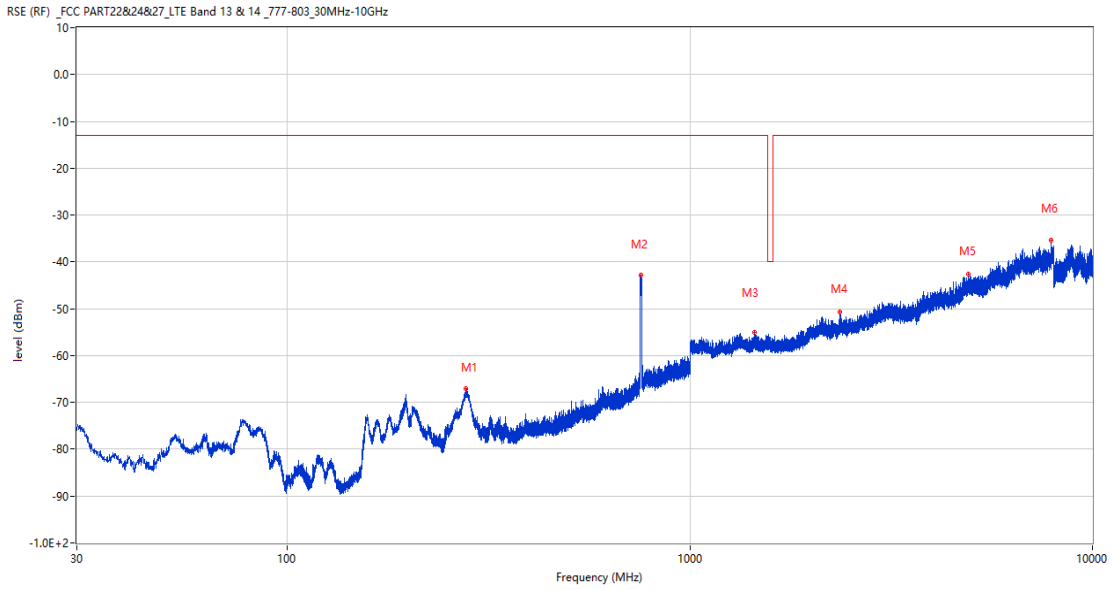
Frequency (MHz)	Result (dBm)	Factor (dB)	PK Limit (dBm)	Over Limit (dB)	Table (o)	ANT	EUT	Verdict
207.122	-64.60	-13.57	-13.0	-51.60	59.00	Horizontal	Horizontal	Pass
754.153	-36.06	3.34	-13.0	-23.06	251.00	Horizontal	Horizontal	N/A
1330.000	-54.11	-2.39	-13.0	-41.11	139.00	Horizontal	Horizontal	Pass
2847.100	-49.20	3.29	-13.0	-36.20	346.00	Horizontal	Horizontal	Pass
5858.500	-40.17	14.52	-13.0	-27.17	264.00	Horizontal	Horizontal	Pass
7999.750	-35.68	19.02	-13.0	-22.68	330.00	Horizontal	Horizontal	Pass

RSE-H&V LTE Band 13 BW10 CH23230



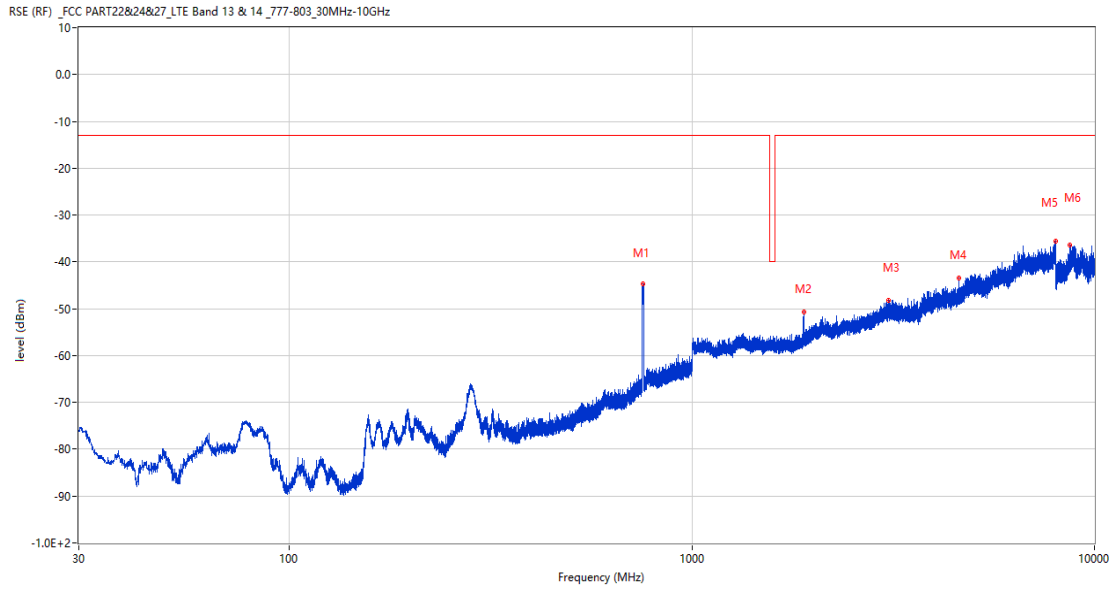
Frequency (MHz)	Result (dBm)	Factor (dB)	PK Limit (dBm)	Over Limit (dB)	Table (o)	ANT	EUT	Verdict
197.228	-65.26	-13.75	-13.0	-52.26	79.00	Horizontal	Vertical	Pass
757.888	-39.76	3.32	-13.0	-26.76	62.00	Horizontal	Vertical	N/A
1338.100	-54.40	-2.65	-13.0	-41.40	0.00	Horizontal	Vertical	Pass
2146.700	-51.43	-0.05	-13.0	-38.43	81.00	Horizontal	Vertical	Pass
4200.500	-44.52	11.12	-13.0	-31.52	210.00	Horizontal	Vertical	Pass
6681.250	-36.80	16.92	-13.0	-23.80	243.00	Horizontal	Vertical	Pass

RSE-V&V LTE Band 13 BW10 CH23230



Frequency (MHz)	Result (dBm)	Factor (dB)	PK Limit (dBm)	Over Limit (dB)	Table (o)	ANT	EUT	Verdict
277.786	-67.10	-10.01	-13.0	-54.10	360.00	Vertical	Vertical	Pass
754.833	-42.79	3.25	-13.0	-29.79	350.00	Vertical	Vertical	N/A
1446.200	-55.04	-3.15	-13.0	-42.04	0.00	Vertical	Vertical	Pass
2364.000	-50.80	0.53	-13.0	-37.80	165.00	Vertical	Vertical	Pass
4928.750	-42.71	13.06	-13.0	-29.71	309.00	Vertical	Vertical	Pass
7909.500	-35.42	18.06	-13.0	-22.42	2.00	Vertical	Vertical	Pass

RSE-V&H LTE Band 13 BW10 CH23230

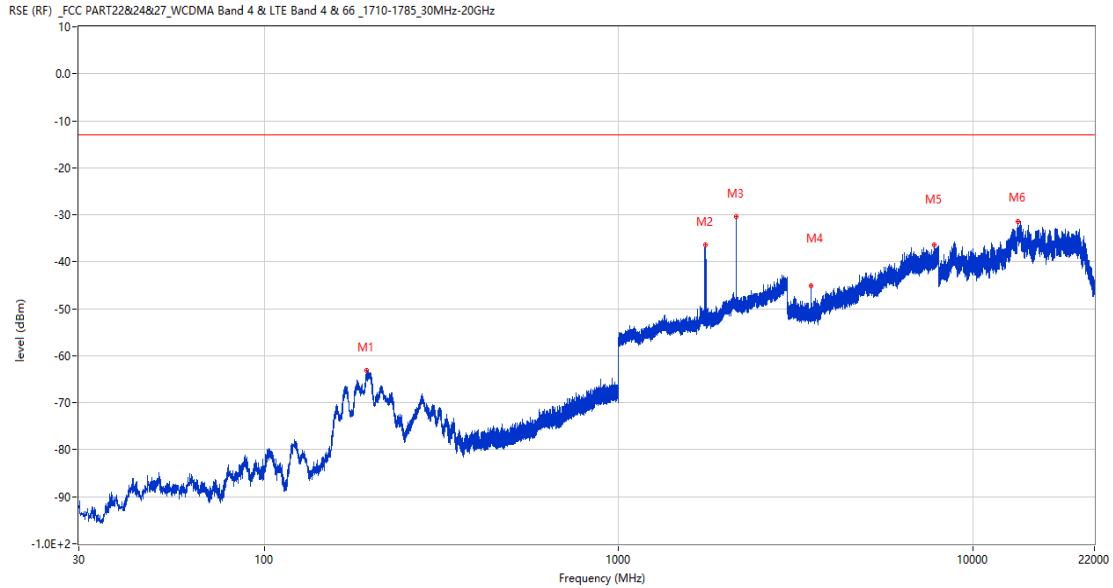


Frequency (MHz)	Result (dBm)	Factor (dB)	PK Limit (dBm)	Over Limit (dB)	Table (o)	ANT	EUT	Verdict
757.258	-44.71	3.33	-13.0	-31.71	302.00	Vertical	Horizontal	N/A
1902.500	-50.80	-2.76	-13.0	-37.80	351.00	Vertical	Horizontal	Pass
3080.250	-48.11	6.83	-13.0	-35.11	211.00	Vertical	Horizontal	Pass
4601.000	-43.55	10.17	-13.0	-30.55	79.00	Vertical	Horizontal	Pass
8000.000	-35.53	19.04	-13.0	-22.53	101.00	Vertical	Horizontal	Pass
8690.700	-36.31	19.14	-13.0	-23.31	136.00	Vertical	Horizontal	Pass

13 LTE Band 66

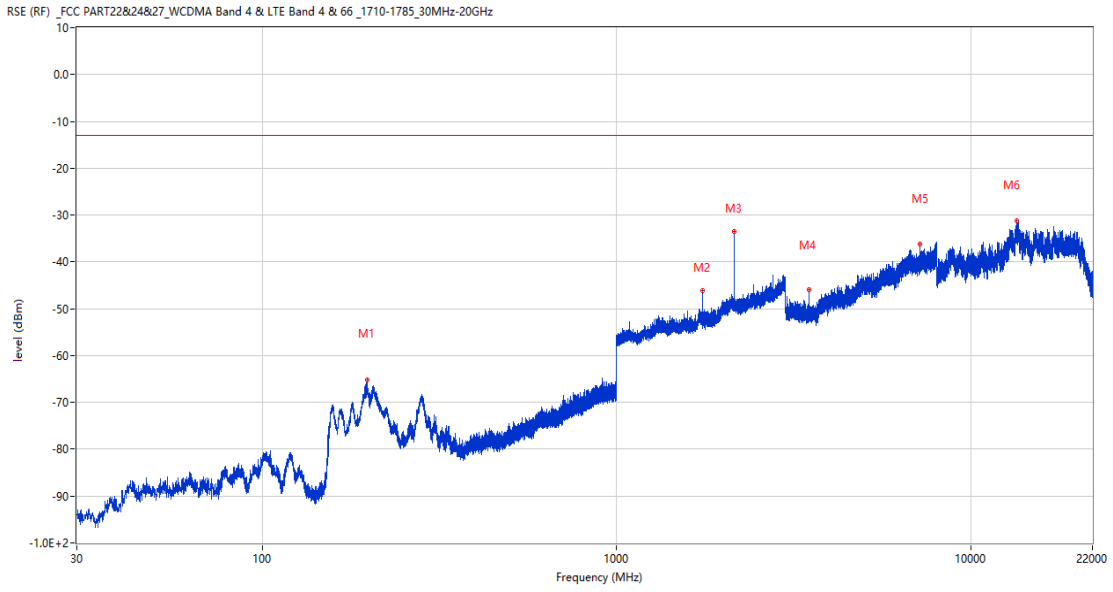
13.1 LTE Band 66 BW1.4, Middle Channel

RSE-H&H LTE Band 66 BW1.4 CH132322



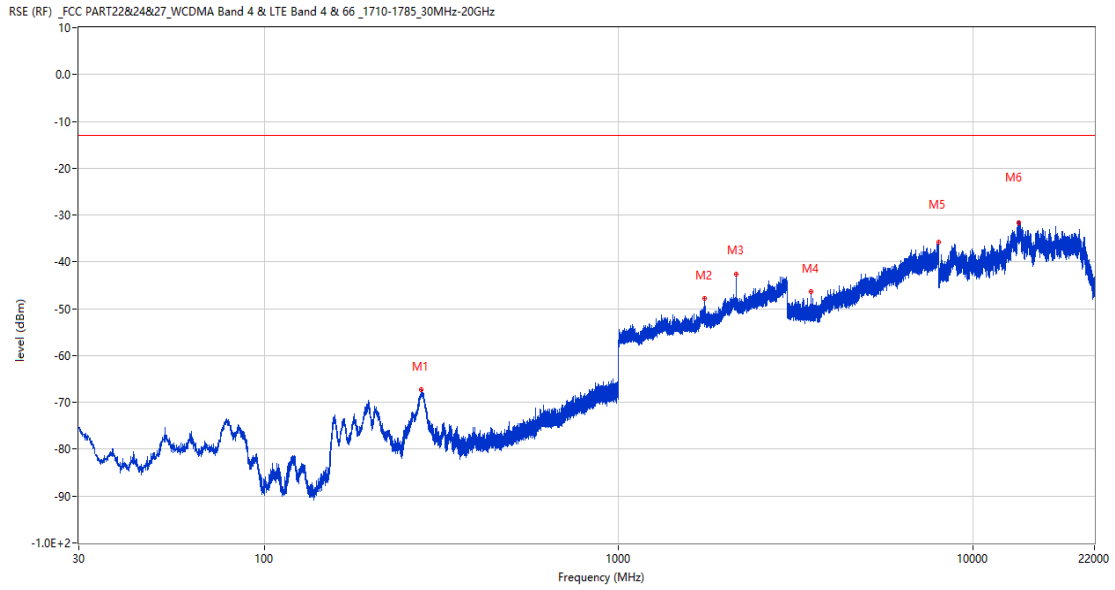
Frequency (MHz)	Result (dBm)	Factor (dB)	PK Limit (dBm)	Over Limit (dB)	Table (o)	ANT	EUT	Verdict
194.997	-63.11	-15.84	-13.0	-50.11	258.00	Horizontal	Horizontal	Pass
1753.100	-36.36	2.25	-13.0	-23.36	61.00	Horizontal	Horizontal	N/A
2145.800	-30.46	5.10	-13.0	-17.46	229.00	Horizontal	Horizontal	N/A
3489.500	-45.57	7.47	-13.0	-32.57	29.00	Horizontal	Horizontal	Pass
7786.000	-36.49	18.16	-13.0	-23.49	162.00	Horizontal	Horizontal	Pass
13374.375	-31.34	24.69	-13.0	-18.34	87.00	Horizontal	Horizontal	Pass

RSE-H&V LTE Band 66 BW1.4 CH132322



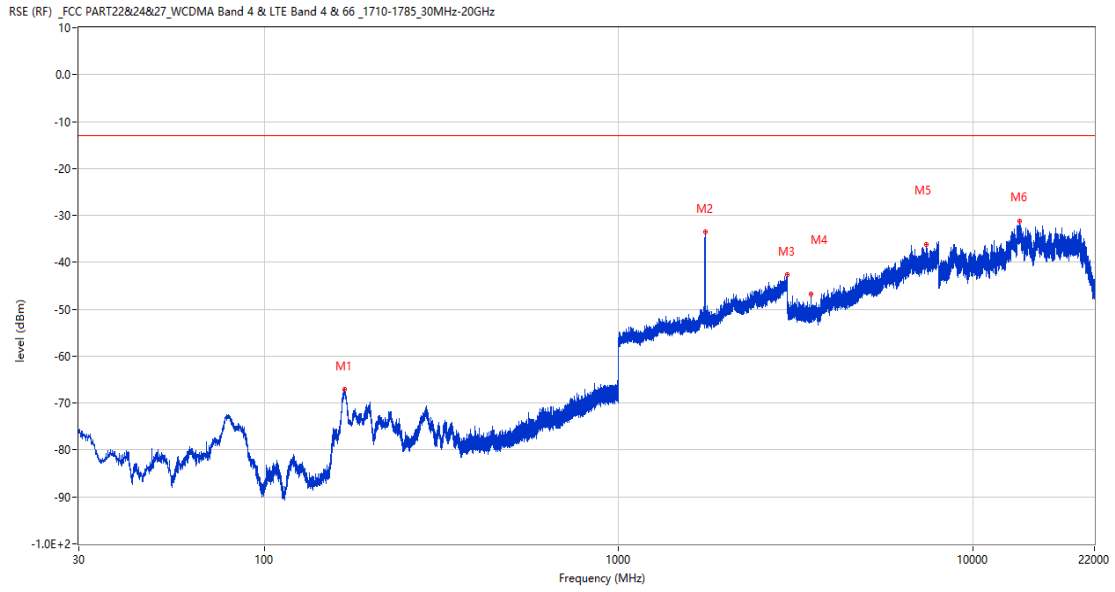
Frequency (MHz)	Result (dBm)	Factor (dB)	PK Limit (dBm)	Over Limit (dB)	Table (o)	ANT	EUT	Verdict
197.422	-65.17	-15.67	-13.0	-52.17	247.00	Horizontal	Vertical	Pass
1745.100	-46.11	2.32	-13.0	-33.11	164.00	Horizontal	Vertical	N/A
2145.700	-33.48	5.09	-13.0	-20.48	158.00	Horizontal	Vertical	N/A
3489.750	-45.91	7.44	-13.0	-32.91	143.00	Horizontal	Vertical	Pass
7182.750	-36.26	15.94	-13.0	-23.26	189.00	Horizontal	Vertical	Pass
13453.463	-31.19	24.47	-13.0	-18.19	273.00	Horizontal	Vertical	Pass

RSE-V&V LTE Band 66 BW1.4 CH132322



Frequency (MHz)	Result (dBm)	Factor (dB)	PK Limit (dBm)	Over Limit (dB)	Table (o)	ANT	EUT	Verdict
277.544	-67.24	-12.16	-13.0	-54.24	346.00	Vertical	Vertical	Pass
1745.400	-47.78	2.31	-13.0	-34.78	330.00	Vertical	Vertical	N/A
2145.500	-42.60	5.07	-13.0	-29.60	81.00	Vertical	Vertical	N/A
3490.000	-46.39	7.41	-13.0	-33.39	222.00	Vertical	Vertical	Pass
7993.750	-35.83	18.63	-13.0	-22.83	178.00	Vertical	Vertical	Pass
13443.287	-31.62	24.56	-13.0	-18.62	296.00	Vertical	Vertical	Pass

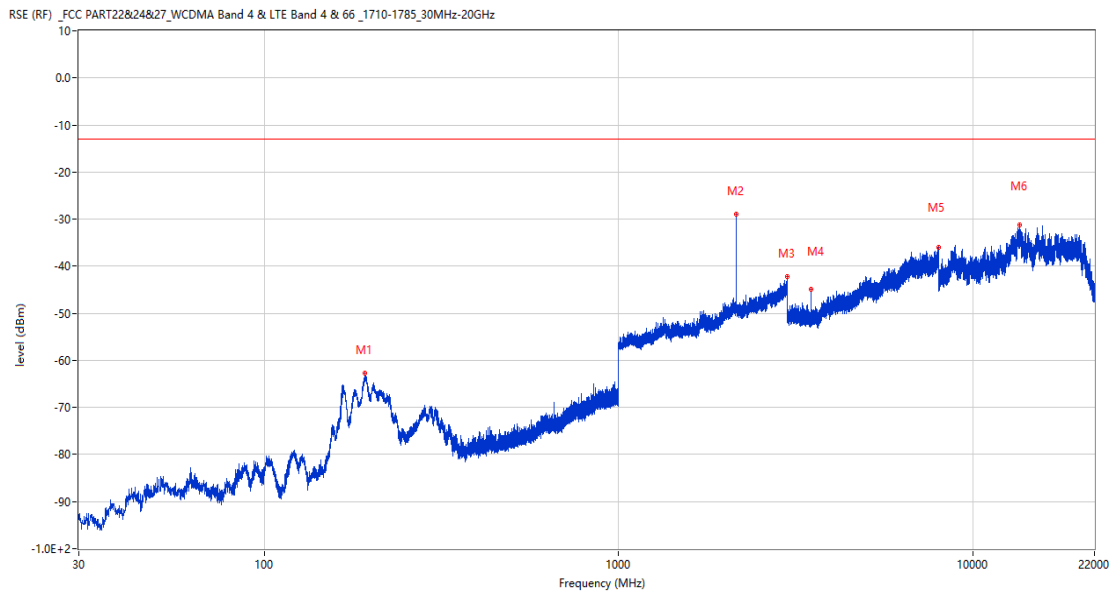
RSE-V&H LTE Band 66 BW1.4 CH132322



Frequency (MHz)	Result (dBm)	Factor (dB)	PK Limit (dBm)	Over Limit (dB)	Table (o)	ANT	EUT	Verdict
168.564	-67.13	-17.81	-13.0	-54.13	282.00	Vertical	Horizontal	Pass
1752.900	-33.60	2.25	-13.0	-20.60	243.00	Vertical	Horizontal	Pass
2998.200	-42.66	10.81	-13.0	-29.66	120.00	Vertical	Horizontal	Pass
3490.000	-46.79	7.41	-13.0	-33.79	353.00	Vertical	Horizontal	Pass
7390.750	-36.12	17.68	-13.0	-23.12	254.00	Vertical	Horizontal	Pass
13565.388	-31.32	25.11	-13.0	-18.32	109.00	Vertical	Horizontal	Pass

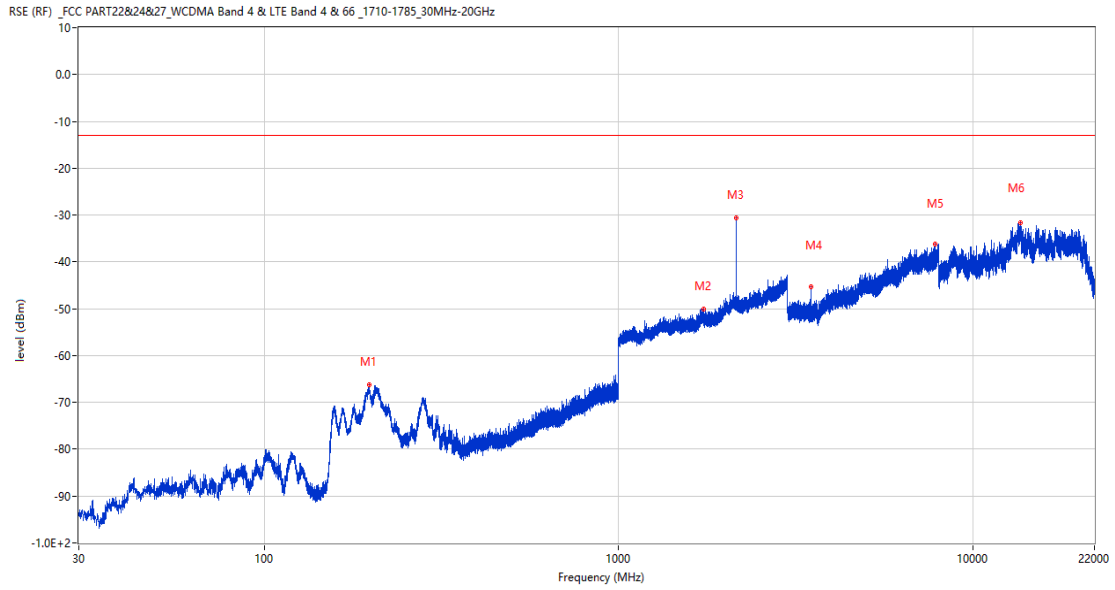
13.2 LTE Band 66 BW3, Middle Channel

RSE-H&H LTE Band 66 BW3 CH132322



Frequency (MHz)	Result (dBm)	Factor (dB)	PK Limit (dBm)	Over Limit (dB)	Table (o)	ANT	EUT	Verdict
192.766	-62.81	-16.26	-13.0	-49.81	238.00	Horizontal	Horizontal	Pass
2145.400	-29.04	5.07	-13.0	-16.04	242.00	Horizontal	Horizontal	N/A
2984.400	-42.18	10.84	-13.0	-29.18	352.00	Horizontal	Horizontal	Pass
3488.250	-44.89	7.41	-13.0	-31.89	319.00	Horizontal	Horizontal	Pass
7993.250	-35.94	18.57	-13.0	-22.94	34.00	Horizontal	Horizontal	Pass
13555.675	-31.18	25.18	-13.0	-18.18	321.00	Horizontal	Horizontal	Pass

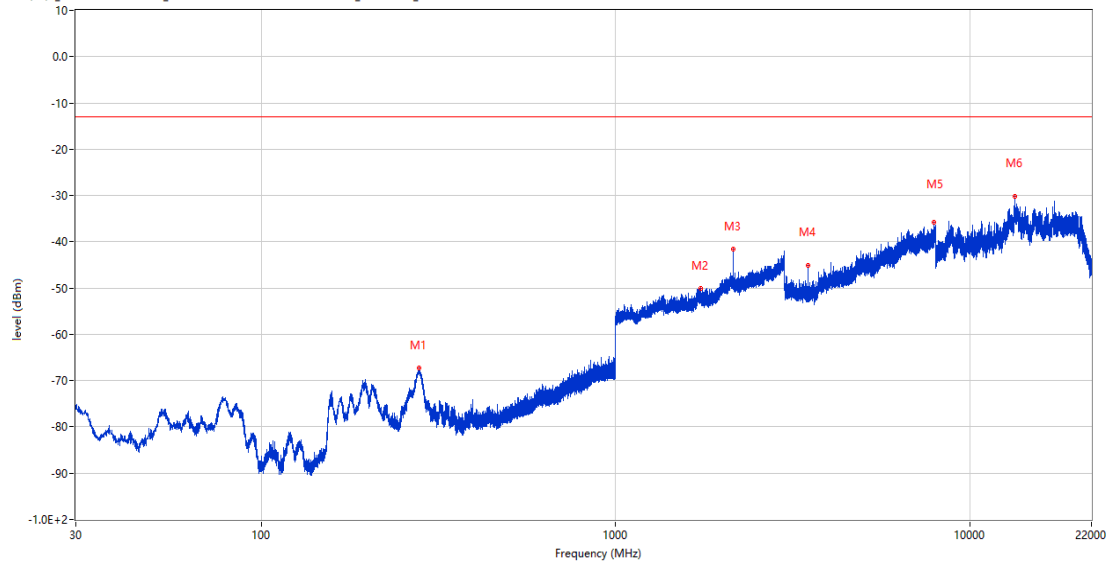
RSE-H&V LTE Band 66 BW3 CH132322



Frequency (MHz)	Result (dBm)	Factor (dB)	PK Limit (dBm)	Over Limit (dB)	Table (o)	ANT	EUT	Verdict
198.198	-66.30	-15.70	-13.0	-53.30	43.00	Horizontal	Vertical	Pass
1739.000	-50.13	2.38	-13.0	-37.13	202.00	Horizontal	Vertical	N/A
2146.300	-30.64	5.14	-13.0	-17.64	151.00	Horizontal	Vertical	N/A
3488.250	-45.38	7.41	-13.0	-32.38	145.00	Horizontal	Vertical	Pass
7802.000	-36.09	18.13	-13.0	-23.09	342.00	Horizontal	Vertical	Pass
13571.401	-31.68	25.07	-13.0	-18.68	80.00	Horizontal	Vertical	Pass

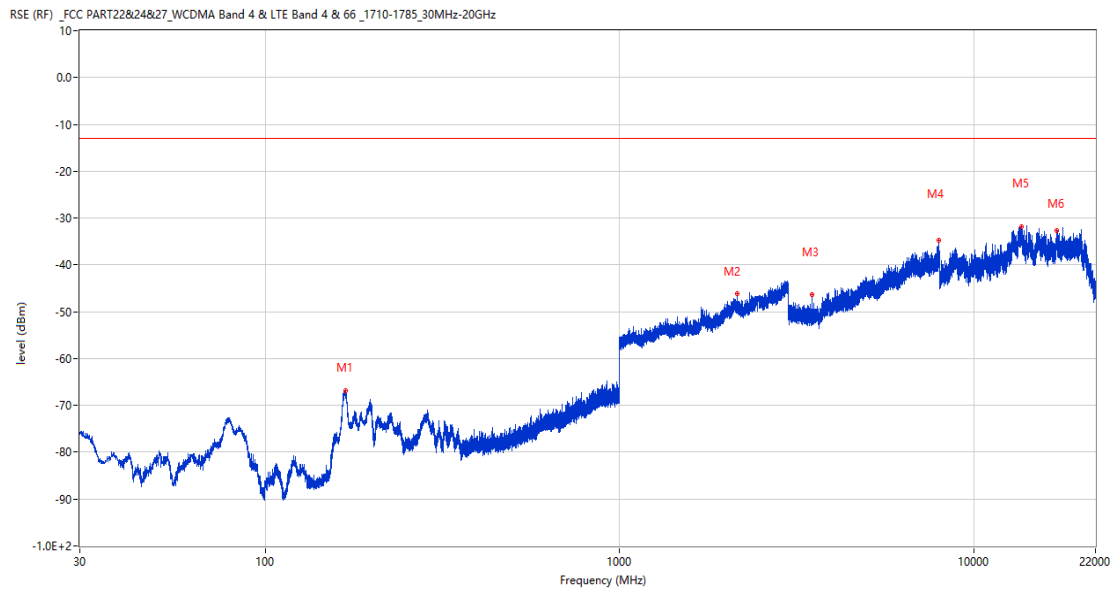
RSE-V&V LTE Band 66 BW3 CH132322

RSE (RF) FCC PART22&24&27_WCDMA Band 4 & LTE Band 4 & 66_1710-1785_30MHz-20GHz



Frequency (MHz)	Result (dBm)	Factor (dB)	PK Limit (dBm)	Over Limit (dB)	Table (o)	ANT	EUT	Verdict
279.581	-67.34	-12.03	-13.0	-54.34	360.00	Vertical	Vertical	Pass
1738.800	-50.14	2.38	-13.0	-37.14	126.00	Vertical	Vertical	N/A
2144.800	-41.68	5.09	-13.0	-28.68	36.00	Vertical	Vertical	N/A
3488.250	-45.14	7.41	-13.0	-32.14	230.00	Vertical	Vertical	Pass
7919.000	-35.81	18.20	-13.0	-22.81	175.00	Vertical	Vertical	Pass
13398.887	-30.19	24.84	-13.0	-17.19	299.00	Vertical	Vertical	Pass

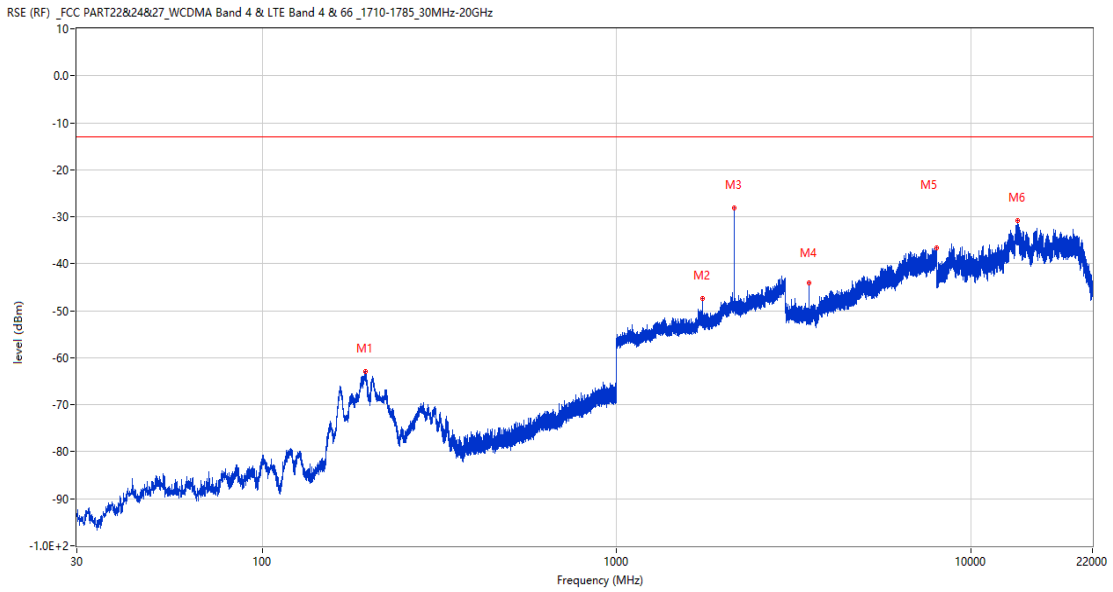
RSE-V&H LTE Band 66 BW3 CH132322



Frequency (MHz)	Result (dBm)	Factor (dB)	PK Limit (dBm)	Over Limit (dB)	Table (o)	ANT	EUT	Verdict
168.225	-66.94	-17.83	-13.0	-53.94	301.00	Vertical	Horizontal	Pass
2146.200	-46.23	5.13	-13.0	-33.23	127.00	Vertical	Horizontal	N/A
3488.000	-46.60	7.40	-13.0	-33.60	8.00	Vertical	Horizontal	Pass
7942.500	-34.82	18.91	-13.0	-21.82	120.00	Vertical	Horizontal	Pass
13610.713	-31.75	24.86	-13.0	-18.75	40.00	Vertical	Horizontal	Pass
17099.350	-32.64	23.66	-13.0	-19.64	133.00	Vertical	Horizontal	Pass

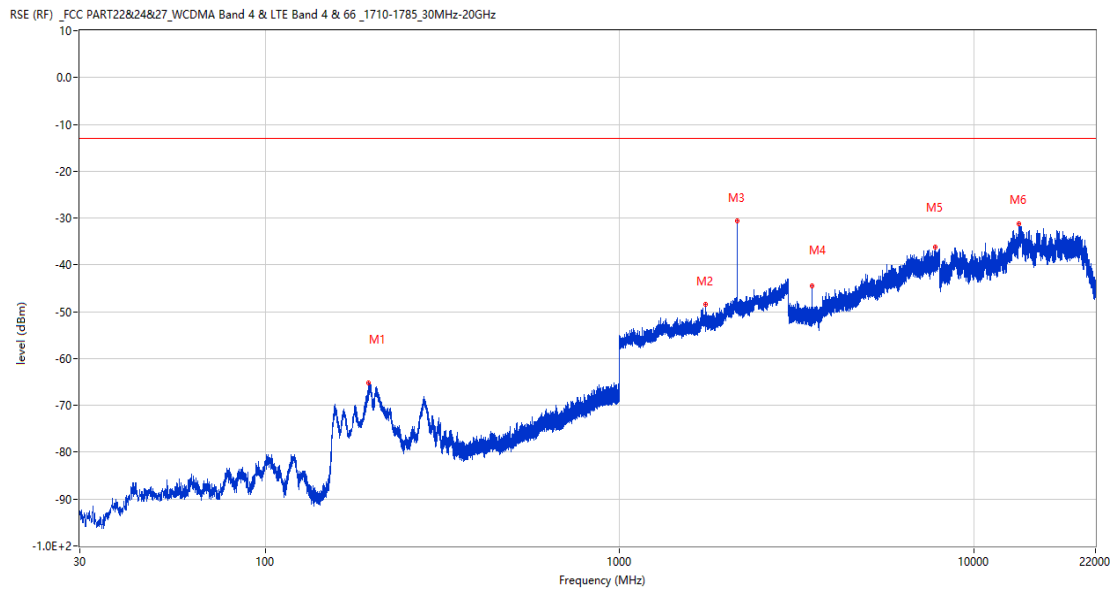
13.3 LTE Band 66 BW5, Middle Channel

RSE-H&H LTE Band 66 BW5 CH132322



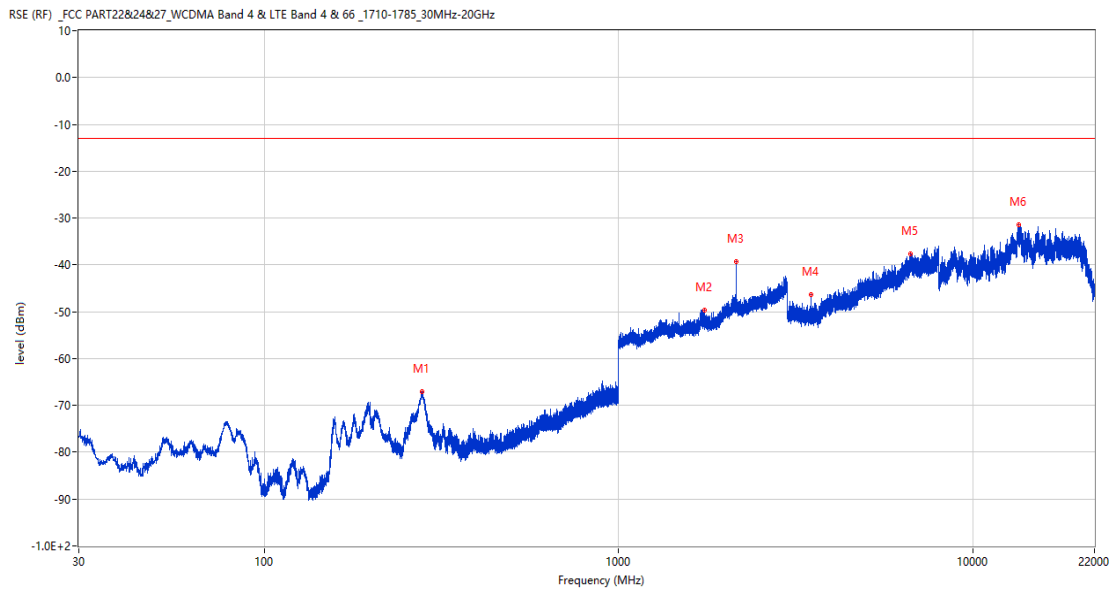
Frequency (MHz)	Result (dBm)	Factor (dB)	PK Limit (dBm)	Over Limit (dB)	Table (o)	ANT	EUT	Verdict
195.142	-62.98	-15.86	-13.0	-49.98	55.00	Horizontal	Horizontal	Pass
1744.000	-47.34	2.33	-13.0	-34.34	126.00	Horizontal	Horizontal	N/A
2145.500	-28.06	5.07	-13.0	-15.06	247.00	Horizontal	Horizontal	N/A
3486.000	-44.15	7.48	-13.0	-31.15	41.00	Horizontal	Horizontal	Pass
7997.000	-36.67	18.84	-13.0	-23.67	96.00	Horizontal	Horizontal	Pass
13546.424	-30.88	25.13	-13.0	-17.88	133.00	Horizontal	Horizontal	Pass

RSE-H&V LTE Band 66 BW5 CH132322



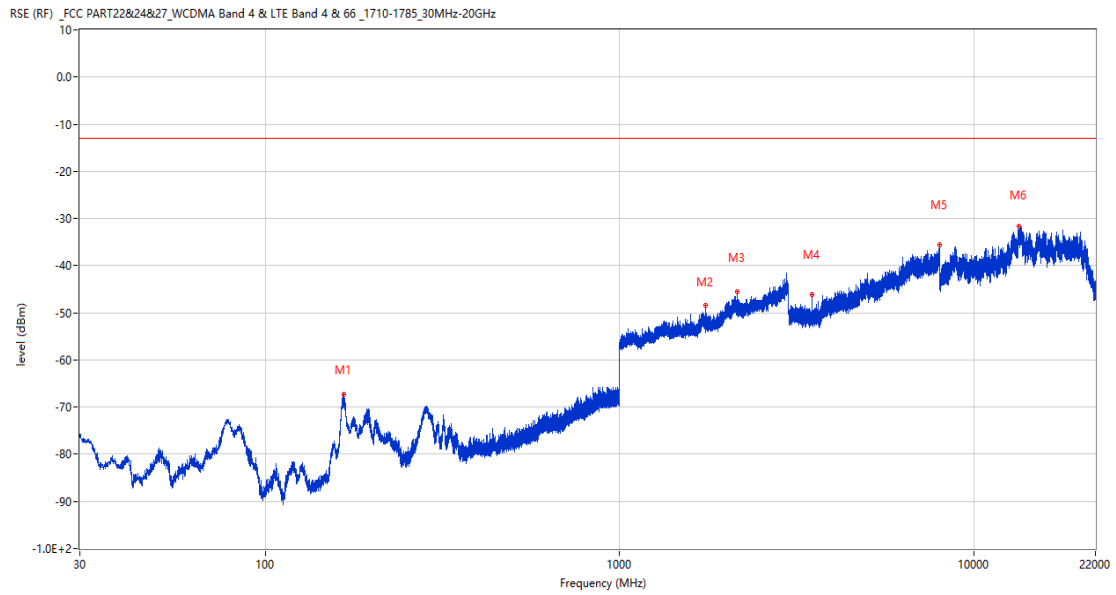
Frequency (MHz)	Result (dBm)	Factor (dB)	PK Limit (dBm)	Over Limit (dB)	Table (o)	ANT	EUT	Verdict
196.210	-65.24	-15.86	-13.0	-52.24	70.00	Horizontal	Vertical	Pass
1743.800	-48.40	2.33	-13.0	-35.40	158.00	Horizontal	Vertical	N/A
2145.400	-30.59	5.07	-13.0	-17.59	158.00	Horizontal	Vertical	N/A
3486.000	-44.44	7.48	-13.0	-31.44	151.00	Horizontal	Vertical	Pass
7791.250	-36.21	18.31	-13.0	-23.21	184.00	Horizontal	Vertical	Pass
13393.800	-31.14	24.81	-13.0	-18.14	360.00	Horizontal	Vertical	Pass

RSE-V&V LTE Band 66 BW5 CH132322



Frequency (MHz)	Result (dBm)	Factor (dB)	PK Limit (dBm)	Over Limit (dB)	Table (o)	ANT	EUT	Verdict
278.659	-67.13	-12.08	-13.0	-54.13	360.00	Vertical	Vertical	Pass
1743.900	-49.59	2.33	-13.0	-36.59	325.00	Vertical	Vertical	N/A
2146.800	-39.29	5.18	-13.0	-26.29	49.00	Vertical	Vertical	N/A
3486.250	-46.28	7.47	-13.0	-33.28	254.00	Vertical	Vertical	Pass
6667.750	-37.65	16.49	-13.0	-24.65	233.00	Vertical	Vertical	Pass
13420.625	-31.49	24.71	-13.0	-18.49	42.00	Vertical	Vertical	Pass

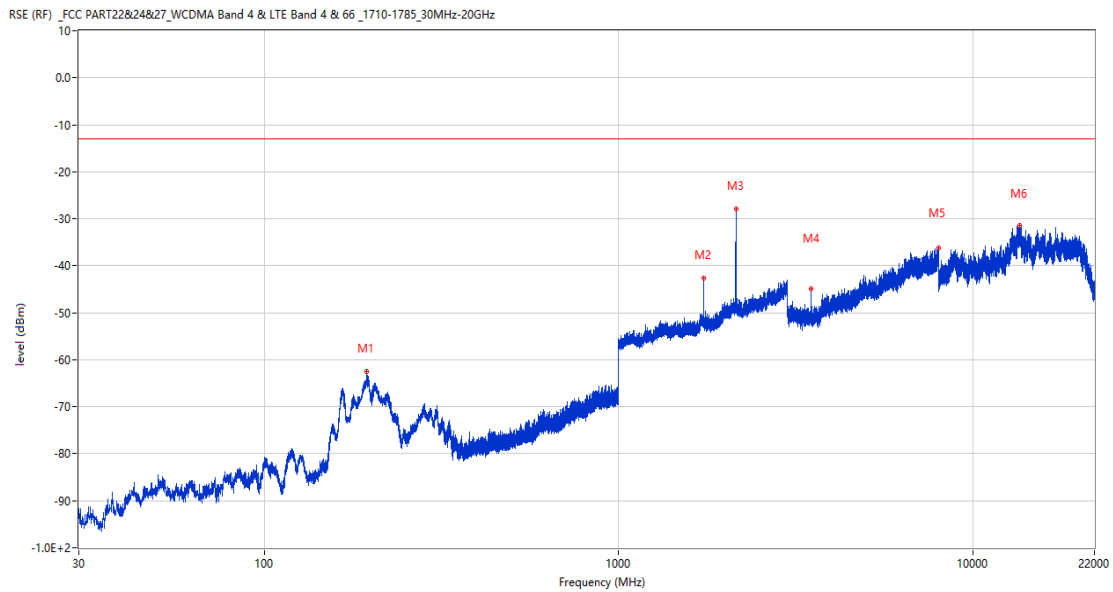
RSE-V&H LTE Band 66 BW5 CH132322



Frequency (MHz)	Result (dBm)	Factor (dB)	PK Limit (dBm)	Over Limit (dB)	Table (o)	ANT	EUT	Verdict
167.061	-67.23	-17.94	-13.0	-54.23	273.00	Vertical	Horizontal	Pass
1743.700	-48.36	2.33	-13.0	-35.36	10.00	Vertical	Horizontal	N/A
2146.800	-45.53	5.18	-13.0	-32.53	140.00	Vertical	Horizontal	N/A
3486.250	-46.13	7.47	-13.0	-33.13	123.00	Vertical	Horizontal	Pass
7998.250	-35.48	18.89	-13.0	-22.48	0.00	Vertical	Horizontal	Pass
13373.912	-31.59	24.69	-13.0	-18.59	15.00	Vertical	Horizontal	Pass

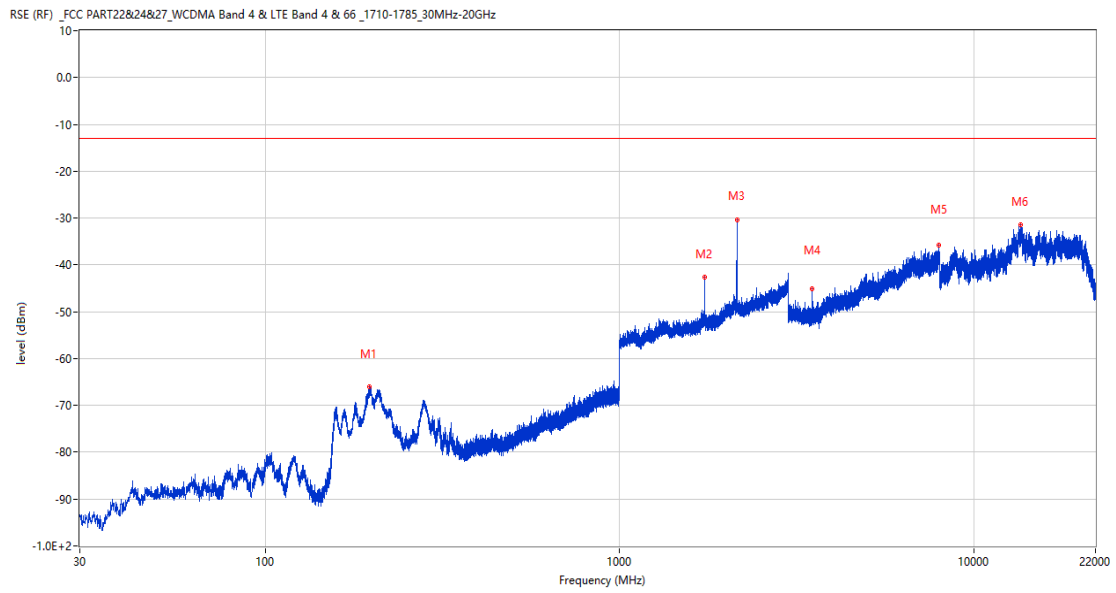
13.4 LTE Band 66 BW10, Middle Channel

RSE-H&H LTE Band 66 BW10 CH132322



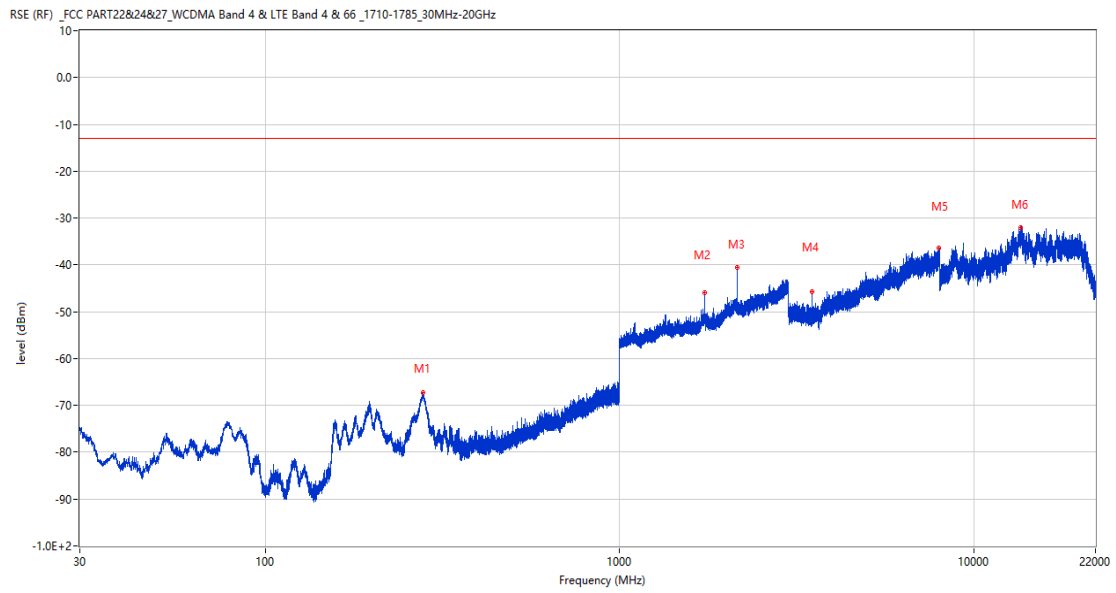
Frequency (MHz)	Result (dBm)	Factor (dB)	PK Limit (dBm)	Over Limit (dB)	Table (o)	ANT	EUT	Verdict
194.852	-62.57	-15.85	-13.0	-49.57	239.00	Horizontal	Horizontal	Pass
1741.500	-42.58	2.35	-13.0	-29.58	119.00	Horizontal	Horizontal	N/A
2145.100	-27.86	5.08	-13.0	-14.86	241.00	Horizontal	Horizontal	N/A
3481.750	-46.76	7.59	-13.0	-33.76	353.00	Horizontal	Horizontal	Pass
7994.250	-36.30	18.70	-13.0	-23.30	342.00	Horizontal	Horizontal	Pass
13563.076	-31.42	25.13	-13.0	-18.42	320.00	Horizontal	Horizontal	Pass

RSE-H&V LTE Band 66 BW10 CH132322



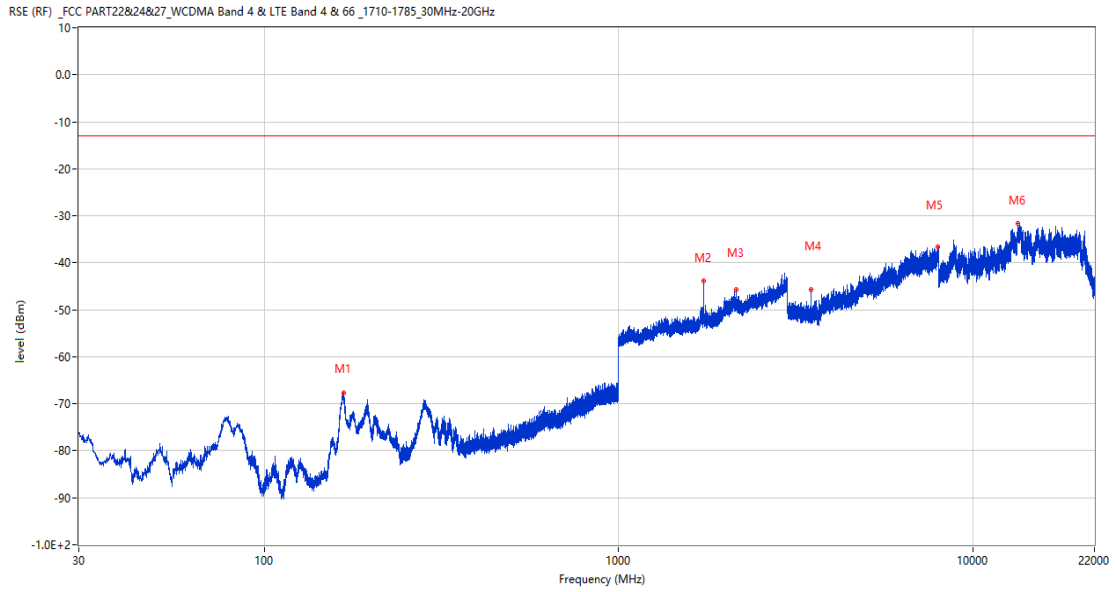
Frequency (MHz)	Result (dBm)	Factor (dB)	PK Limit (dBm)	Over Limit (dB)	Table (o)	ANT	EUT	Verdict
197.180	-66.09	-15.69	-13.0	-53.09	250.00	Horizontal	Vertical	Pass
1741.400	-42.70	2.36	-13.0	-29.70	167.00	Horizontal	Vertical	N/A
2143.600	-30.40	5.15	-13.0	-17.40	237.00	Horizontal	Vertical	N/A
3482.250	-45.01	7.58	-13.0	-32.01	243.00	Horizontal	Vertical	Pass
7944.750	-35.88	18.88	-13.0	-22.88	360.00	Horizontal	Vertical	Pass
13537.175	-31.39	24.89	-13.0	-18.39	18.00	Horizontal	Vertical	Pass

RSE-V&V LTE Band 66 BW10 CH132322



Frequency (MHz)	Result (dBm)	Factor (dB)	PK Limit (dBm)	Over Limit (dB)	Table (o)	ANT	EUT	Verdict
278.611	-67.17	-12.08	-13.0	-54.17	360.00	Vertical	Vertical	Pass
1741.200	-46.01	2.36	-13.0	-33.01	325.00	Vertical	Vertical	N/A
2146.900	-40.55	5.19	-13.0	-27.55	31.00	Vertical	Vertical	N/A
3482.000	-45.63	7.58	-13.0	-32.63	239.00	Vertical	Vertical	Pass
7937.000	-36.38	18.95	-13.0	-23.38	294.00	Vertical	Vertical	Pass
13557.063	-31.99	25.17	-13.0	-18.99	158.00	Vertical	Vertical	Pass

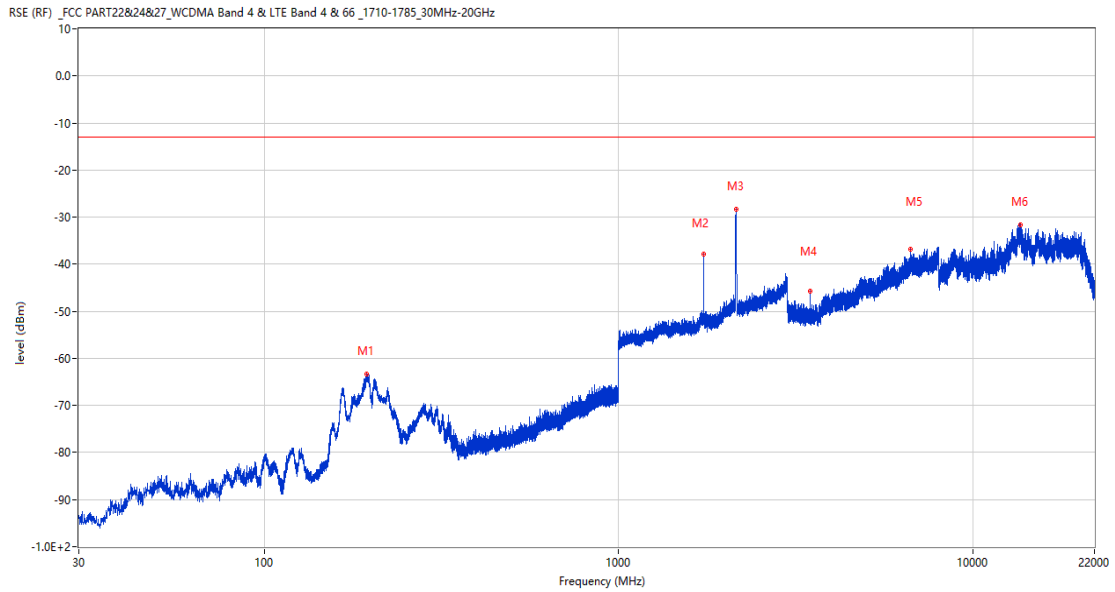
RSE-V&H LTE Band 66 BW10 CH132322



Frequency (MHz)	Result (dBm)	Factor (dB)	PK Limit (dBm)	Over Limit (dB)	Table (o)	ANT	EUT	Verdict
167.740	-67.60	-17.90	-13.0	-54.60	289.00	Vertical	Horizontal	Pass
1741.400	-43.91	2.36	-13.0	-30.91	360.00	Vertical	Horizontal	N/A
2145.400	-45.80	5.07	-13.0	-32.80	139.00	Vertical	Horizontal	N/A
3482.000	-45.77	7.58	-13.0	-32.77	183.00	Vertical	Horizontal	Pass
7969.000	-36.70	18.08	-13.0	-23.70	117.00	Vertical	Horizontal	Pass
13385.938	-31.62	24.76	-13.0	-18.62	320.00	Vertical	Horizontal	Pass

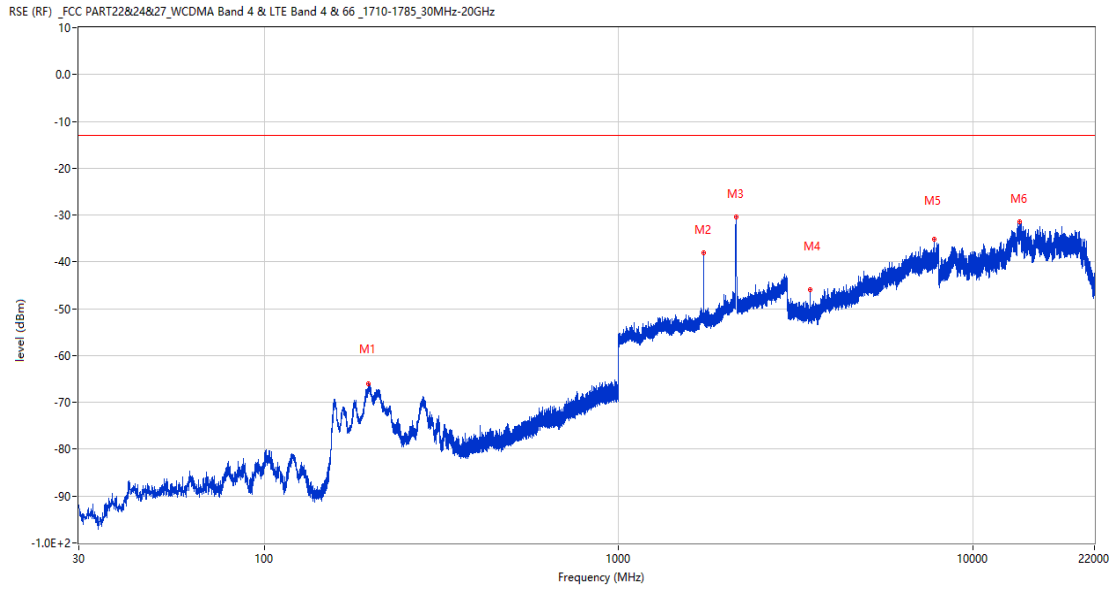
13.5 LTE Band 66 BW15, Middle Channel

RSE-H&H LTE Band 66 BW15 CH132322



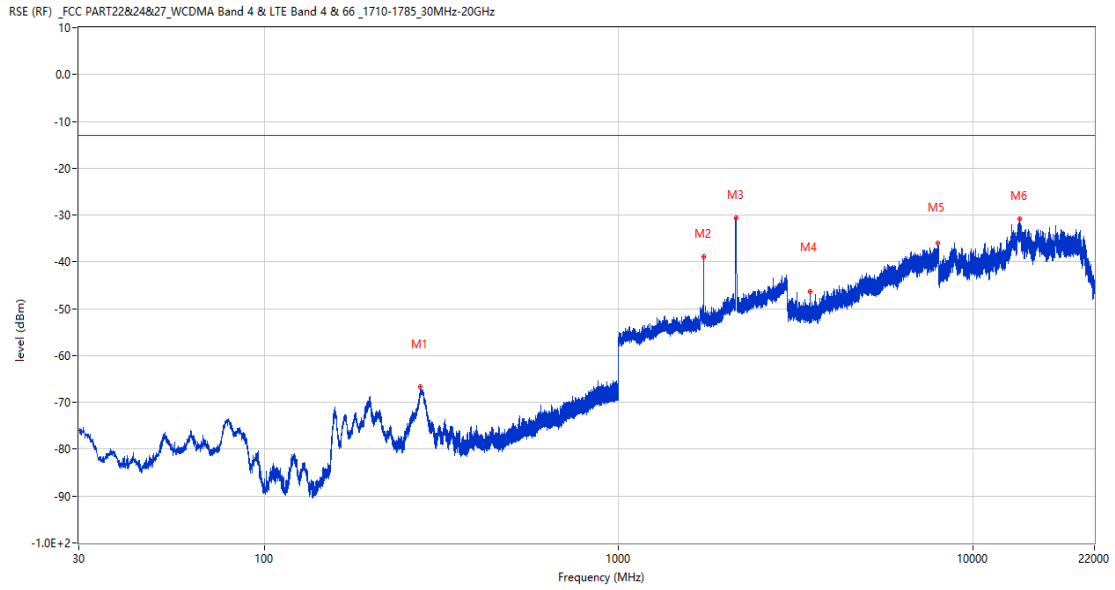
Frequency (MHz)	Result (dBm)	Factor (dB)	PK Limit (dBm)	Over Limit (dB)	Table (o)	ANT	EUT	Verdict
194.852	-63.40	-15.85	-13.0	-50.40	241.00	Horizontal	Horizontal	Pass
1739.200	-40.55	2.38	-13.0	-27.55	190.00	Horizontal	Horizontal	N/A
2148.700	-28.35	5.20	-13.0	-15.35	241.00	Horizontal	Horizontal	N/A
3477.250	-45.78	7.75	-13.0	-32.78	18.00	Horizontal	Horizontal	Pass
6667.250	-36.89	16.45	-13.0	-23.89	350.00	Horizontal	Horizontal	Pass
13601.925	-31.60	24.87	-13.0	-18.60	346.00	Horizontal	Horizontal	Pass

RSE-H&V LTE Band 66 BW15 CH132322



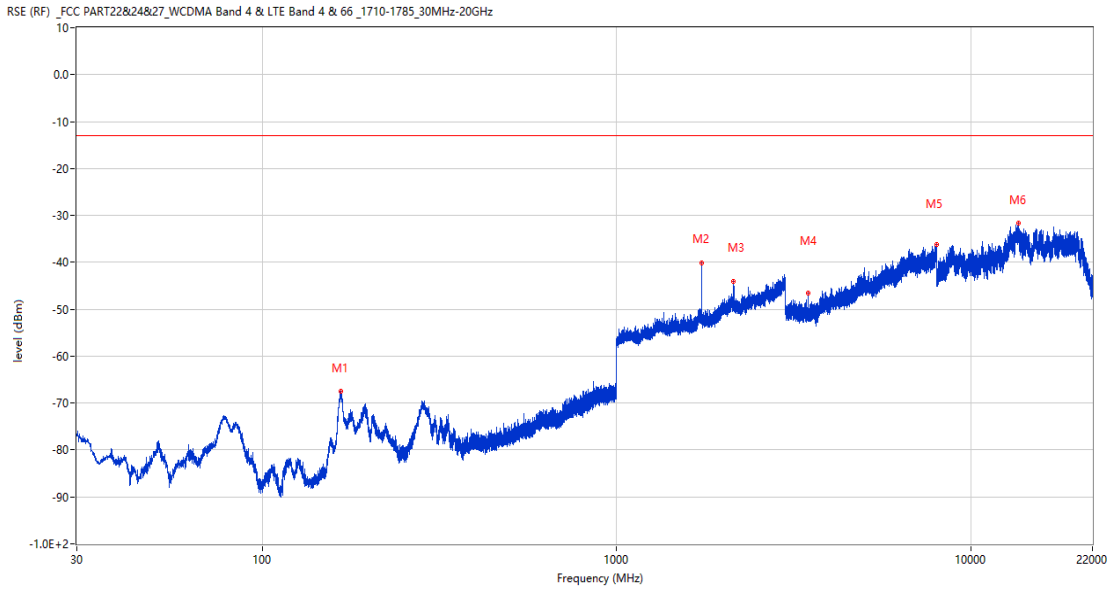
Frequency (MHz)	Result (dBm)	Factor (dB)	PK Limit (dBm)	Over Limit (dB)	Table (o)	ANT	EUT	Verdict
196.840	-66.07	-15.76	-13.0	-53.07	99.00	Horizontal	Vertical	Pass
1739.200	-38.16	2.38	-13.0	-25.16	169.00	Horizontal	Vertical	N/A
2143.700	-30.40	5.18	-13.0	-17.40	156.00	Horizontal	Vertical	N/A
3477.250	-45.86	7.75	-13.0	-32.86	226.00	Horizontal	Vertical	Pass
7782.250	-35.21	18.20	-13.0	-22.21	269.00	Horizontal	Vertical	Pass
13551.513	-31.34	25.21	-13.0	-18.34	136.00	Horizontal	Vertical	Pass

RSE-V&V LTE Band 66 BW15 CH132322



Frequency (MHz)	Result (dBm)	Factor (dB)	PK Limit (dBm)	Over Limit (dB)	Table (o)	ANT	EUT	Verdict
276.234	-66.71	-12.44	-13.0	-53.71	360.00	Vertical	Vertical	Pass
1739.100	-38.82	2.38	-13.0	-25.82	175.00	Vertical	Vertical	N/A
2144.700	-30.62	5.09	-13.0	-17.62	234.00	Vertical	Vertical	N/A
3477.500	-46.31	7.74	-13.0	-33.31	165.00	Vertical	Vertical	Pass
7934.250	-36.06	18.84	-13.0	-23.06	231.00	Vertical	Vertical	Pass
13533.475	-30.77	24.80	-13.0	-17.77	0.00	Vertical	Vertical	Pass

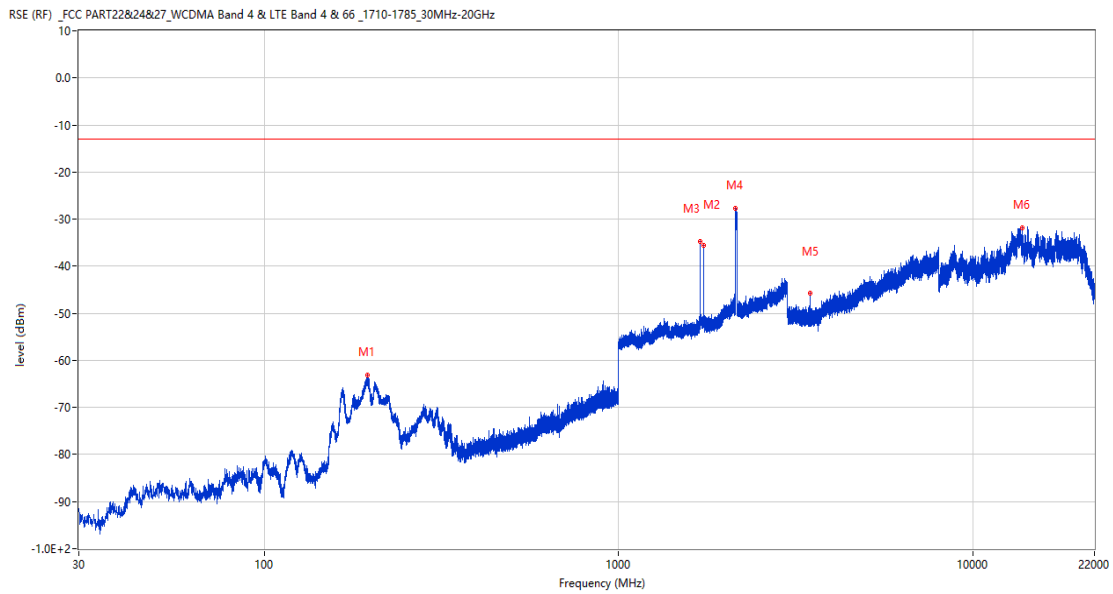
RSE-V&H LTE Band 66 BW15 CH132322



Frequency (MHz)	Result (dBm)	Factor (dB)	PK Limit (dBm)	Over Limit (dB)	Table (o)	ANT	EUT	Verdict
166.916	-67.47	-17.95	-13.0	-54.47	277.00	Vertical	Horizontal	Pass
1739.500	-40.04	2.38	-13.0	-27.04	360.00	Vertical	Horizontal	N/A
2140.400	-43.99	4.96	-13.0	-30.99	145.00	Vertical	Horizontal	N/A
3477.250	-46.65	7.75	-13.0	-33.65	352.00	Vertical	Horizontal	Pass
7992.750	-36.23	18.53	-13.0	-23.23	176.00	Vertical	Horizontal	Pass
13600.538	-31.71	24.87	-13.0	-18.71	360.00	Vertical	Horizontal	Pass

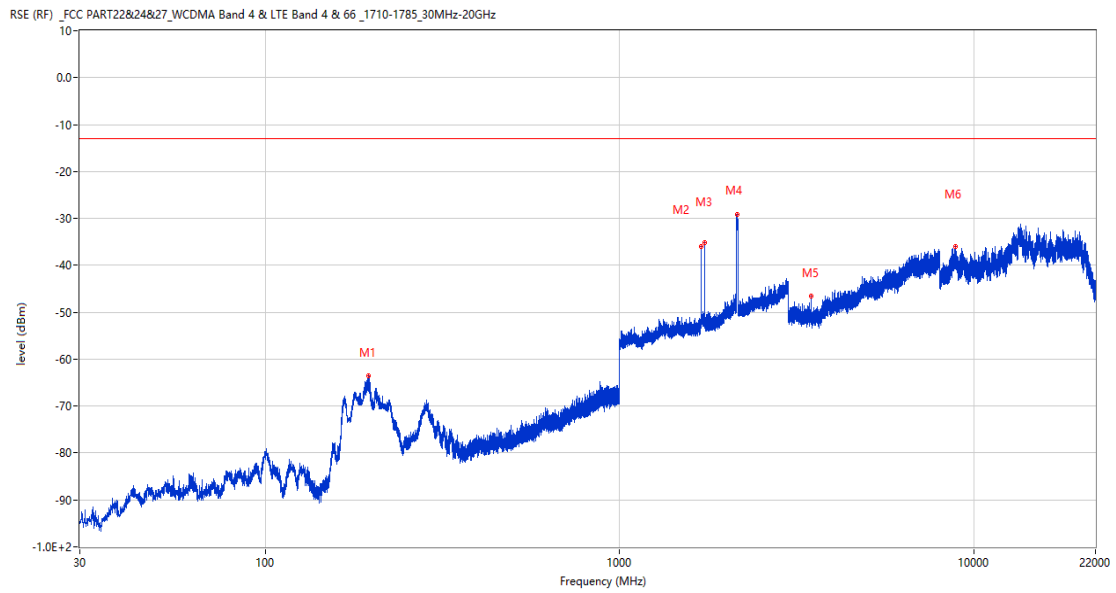
13.6 LTE Band 66 BW20, Middle Channel

RSE-H&H LTE Band 66 BW20 CH132322



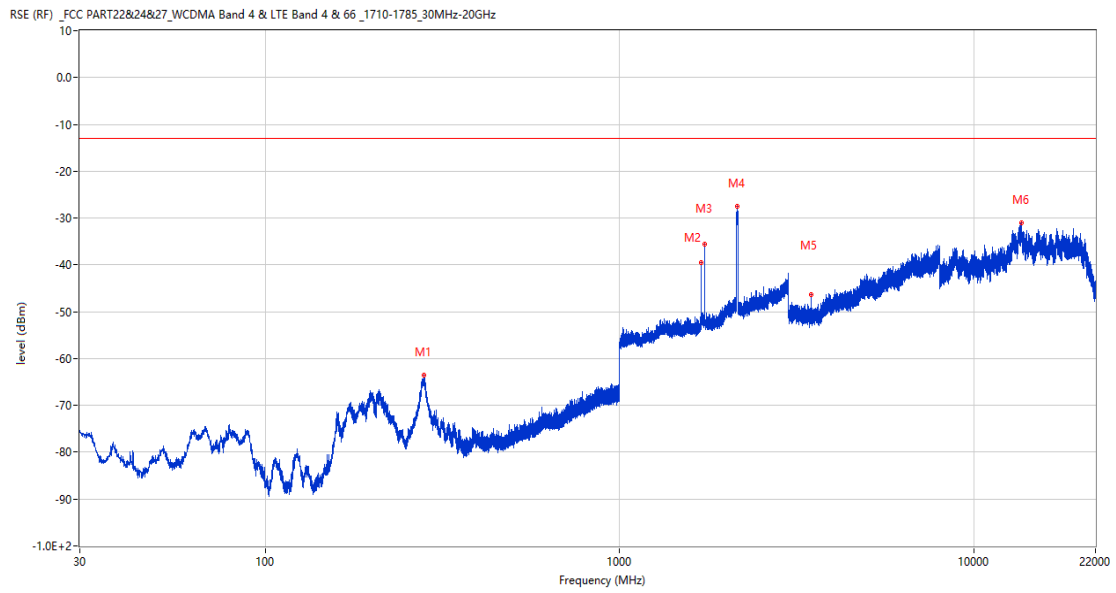
Frequency (MHz)	Result (dBm)	Factor (dB)	PK Limit (dBm)	Over Limit (dB)	Table (o)	ANT	EUT	Verdict
195.579	-63.20	-15.92	-13.0	-50.20	245.00	Horizontal	Horizontal	Pass
1701.400	-34.67	2.77	-13.0	-21.67	35.00	Horizontal	Horizontal	N/A
1737.100	-35.52	2.40	-13.0	-22.52	93.00	Horizontal	Horizontal	N/A
2137.900	-27.63	5.03	-13.0	-14.63	239.00	Horizontal	Horizontal	N/A
3472.500	-45.78	7.58	-13.0	-32.78	22.00	Horizontal	Horizontal	Pass
13803.112	-31.95	24.45	-13.0	-18.95	250.00	Horizontal	Horizontal	Pass

RSE-H&V LTE Band 66 BW20 CH132322



Frequency (MHz)	Result (dBm)	Factor (dB)	PK Limit (dBm)	Over Limit (dB)	Table (o)	ANT	EUT	Verdict
195.530	-63.49	-15.91	-13.0	-50.49	68.00	Horizontal	Vertical	Pass
1701.300	-35.94	2.77	-13.0	-22.94	100.00	Horizontal	Vertical	N/A
1736.900	-40.00	2.40	-13.0	-27.00	209.00	Horizontal	Vertical	N/A
2141.900	-29.14	4.97	-13.0	-16.14	145.00	Horizontal	Vertical	N/A
3472.750	-46.62	7.60	-13.0	-33.62	151.00	Horizontal	Vertical	Pass
8879.225	-35.97	20.00	-13.0	-22.97	0.00	Horizontal	Vertical	Pass

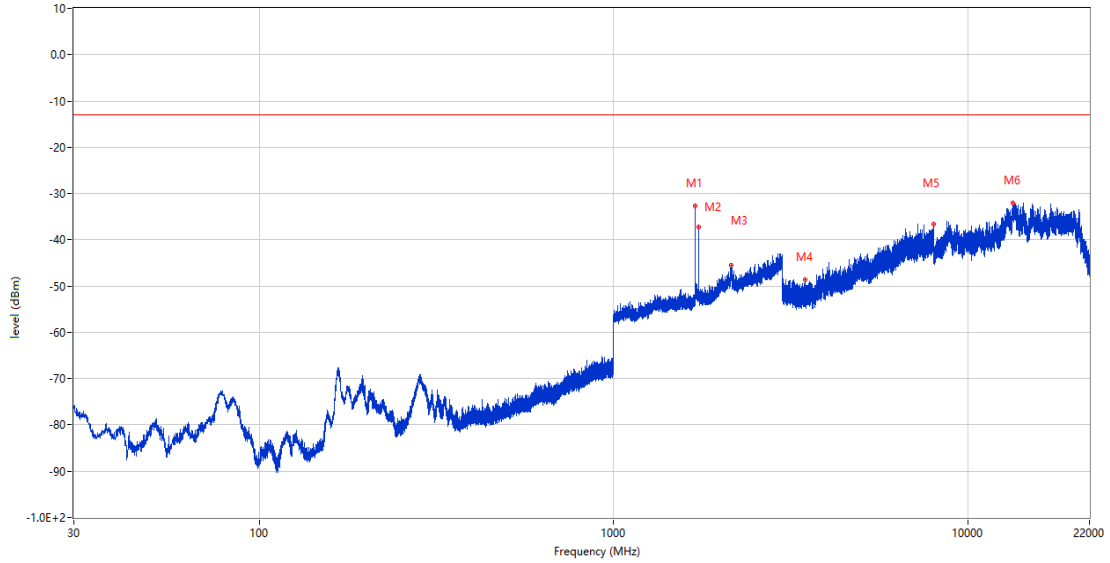
RSE-V&V LTE Band 66 BW20 CH132322



Frequency (MHz)	Result (dBm)	Factor (dB)	PK Limit (dBm)	Over Limit (dB)	Table (o)	ANT	EUT	Verdict
281.230	-63.62	-11.96	-13.0	-50.62	360.00	Vertical	Vertical	Pass
1701.700	-39.50	2.76	-13.0	-26.50	170.00	Vertical	Vertical	N/A
1736.900	-35.64	2.40	-13.0	-22.64	170.00	Vertical	Vertical	N/A
2147.300	-27.56	5.21	-13.0	-14.56	163.00	Vertical	Vertical	N/A
3472.500	-46.42	7.58	-13.0	-33.42	177.00	Vertical	Vertical	Pass
13583.425	-31.09	24.99	-13.0	-18.09	86.00	Vertical	Vertical	Pass

RSE-V&H LTE Band 66 BW20 CH132322

RSE (RF) FCC PART22&24&27_WCDMA Band 4 & LTE Band 4 & 66_1710-1785_30MHz-20GHz

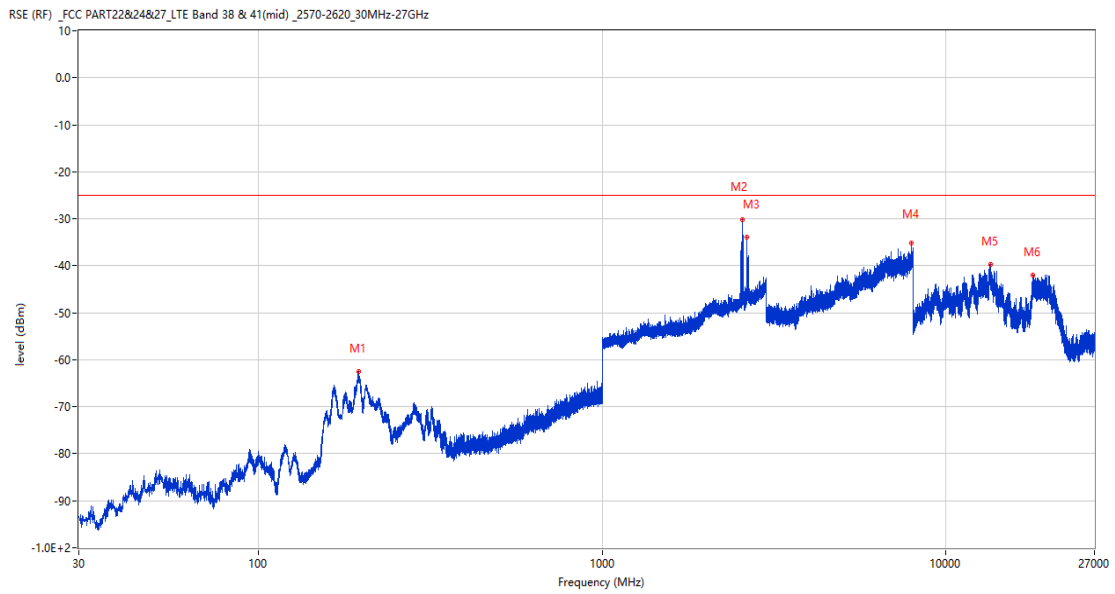


Frequency (MHz)	Result (dBm)	Factor (dB)	PK Limit (dBm)	Over Limit (dB)	Table (o)	ANT	EUT	Verdict
1701.300	-32.76	2.77	-13.0	-19.76	360.00	Vertical	Horizontal	N/A
1736.900	-37.24	2.40	-13.0	-24.24	360.00	Vertical	Horizontal	N/A
2143.700	-45.56	5.18	-13.0	-32.56	182.00	Vertical	Horizontal	N/A
3473.250	-48.70	7.63	-13.0	-35.70	360.00	Vertical	Horizontal	Pass
7997.750	-36.64	18.89	-13.0	-23.64	360.00	Vertical	Horizontal	Pass
13375.300	-32.04	24.70	-13.0	-19.04	296.00	Vertical	Horizontal	Pass

14 LTE Band 38

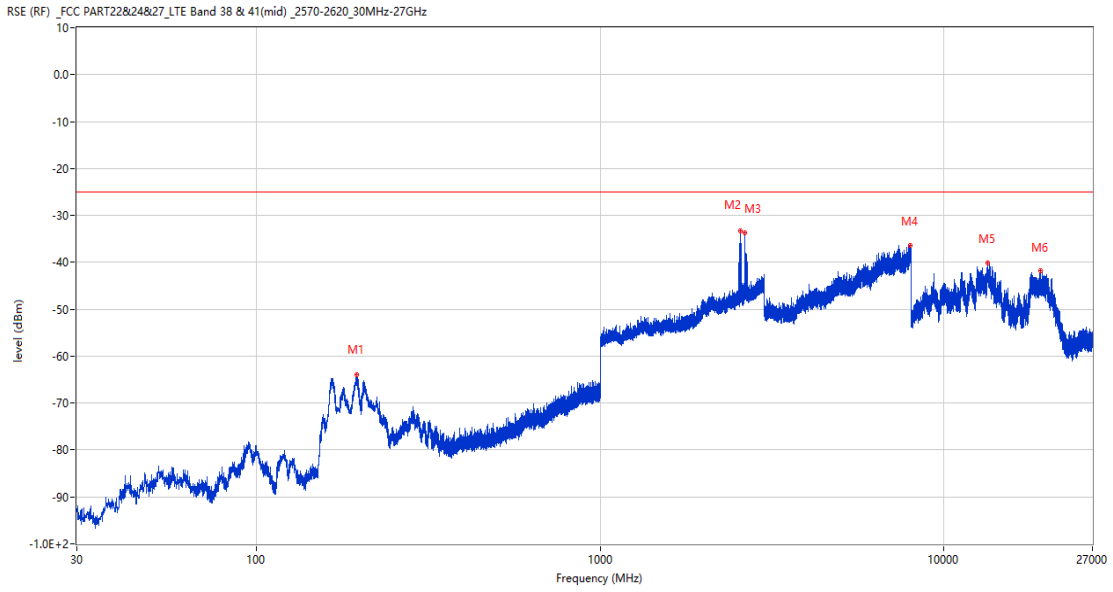
14.1 LTE Band 38 BW5, Middle Channel

RSE-H&H LTE Band 38 BW5 CH38000



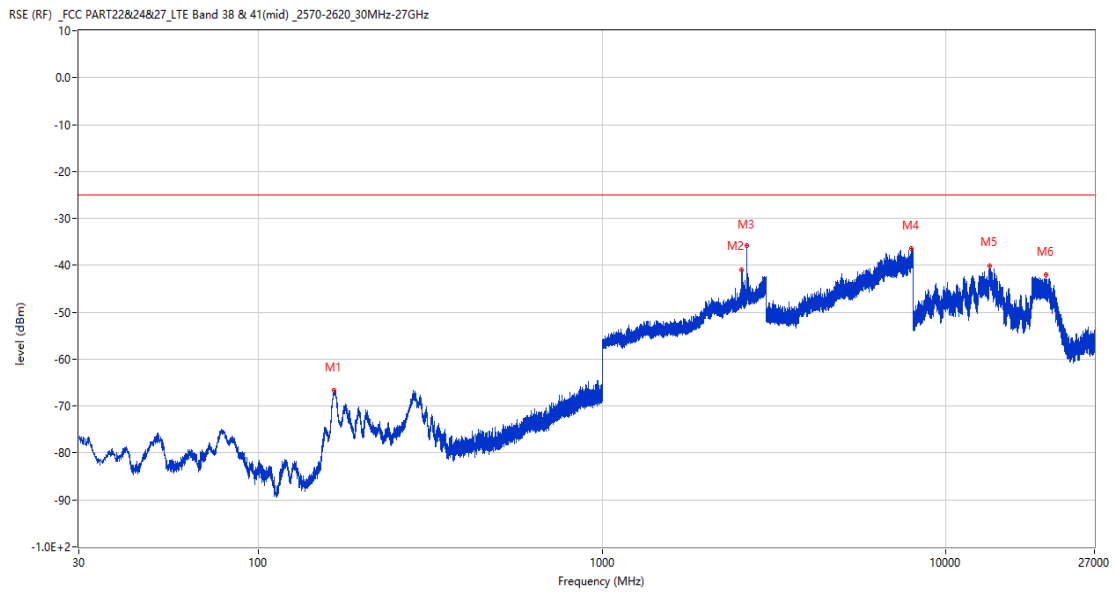
Frequency (MHz)	Result (dBm)	Factor (dB)	PK Limit (dBm)	Over Limit (dB)	Table (o)	ANT	EUT	Verdict
195.191	-62.51	-15.87	-25.0	-37.51	249.00	Horizontal	Horizontal	Pass
2559.300	-30.25	8.24	-25.0	-5.25	41.00	Horizontal	Horizontal	N/A
2628.500	-33.95	9.00	-25.0	-8.95	260.00	Horizontal	Horizontal	N/A
7934.000	-35.20	18.84	-25.0	-10.20	107.00	Horizontal	Horizontal	Pass
13427.775	-39.69	16.40	-25.0	-14.69	252.00	Horizontal	Horizontal	Pass
17919.676	-41.93	13.36	-25.0	-16.93	252.00	Horizontal	Horizontal	Pass

RSE-H&V LTE Band 38 BW5 CH38000



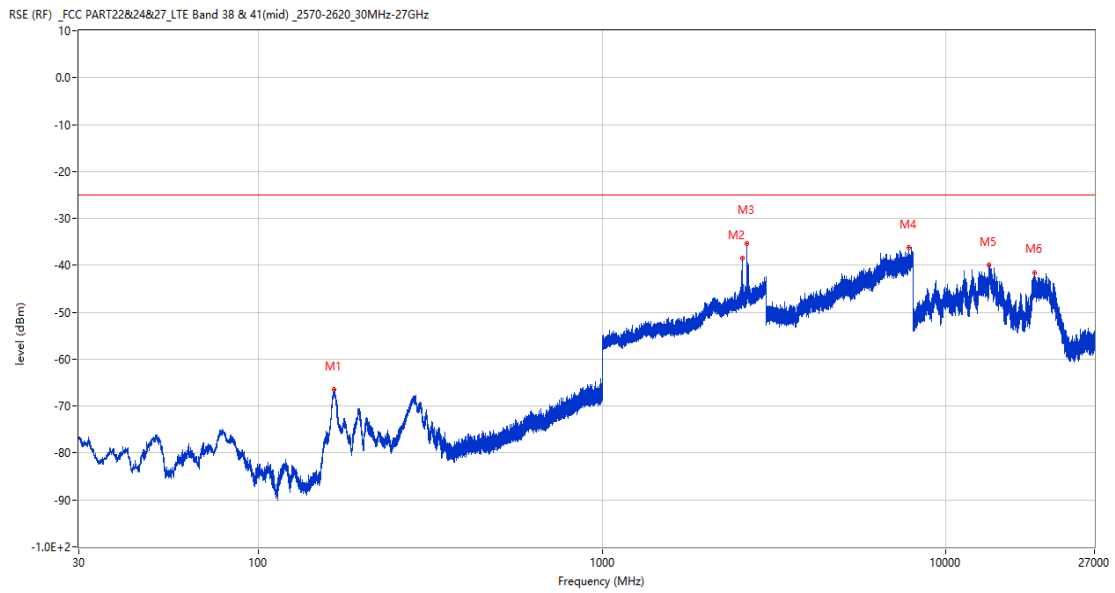
Frequency (MHz)	Result (dBm)	Factor (dB)	PK Limit (dBm)	Over Limit (dB)	Table (o)	ANT	EUT	Verdict
195.288	-64.00	-15.88	-25.0	-39.00	43.00	Horizontal	Vertical	Pass
2561.700	-33.21	8.27	-25.0	-8.21	47.00	Horizontal	Vertical	N/A
2631.900	-33.62	9.03	-25.0	-8.62	3.00	Horizontal	Vertical	N/A
7951.500	-36.31	18.54	-25.0	-11.31	128.00	Horizontal	Vertical	Pass
13390.238	-40.15	16.92	-25.0	-15.15	0.00	Horizontal	Vertical	Pass
19086.301	-41.87	12.91	-25.0	-16.87	342.00	Horizontal	Vertical	Pass

RSE-V&V LTE Band 38 BW5 CH38000



Frequency (MHz)	Result (dBm)	Factor (dB)	PK Limit (dBm)	Over Limit (dB)	Table (o)	ANT	EUT	Verdict
165.751	-66.62	-17.97	-25.0	-41.62	320.00	Vertical	Vertical	Pass
2541.700	-40.98	6.79	-25.0	-15.98	40.00	Vertical	Vertical	N/A
2630.600	-35.73	9.02	-25.0	-10.73	245.00	Vertical	Vertical	N/A
7936.000	-36.49	18.89	-25.0	-11.49	63.00	Vertical	Vertical	Pass
13359.526	-40.14	16.63	-25.0	-15.14	360.00	Vertical	Vertical	Pass
19516.500	-42.05	12.93	-25.0	-17.05	321.00	Vertical	Vertical	Pass

RSE-V&H LTE Band 38 BW5 CH38000



Frequency (MHz)	Result (dBm)	Factor (dB)	PK Limit (dBm)	Over Limit (dB)	Table (o)	ANT	EUT	Verdict
165.994	-66.47	-17.95	-25.0	-41.47	320.00	Vertical	Horizontal	Pass
2556.500	-38.44	8.20	-25.0	-13.44	344.00	Vertical	Horizontal	N/A
2634.400	-35.28	8.83	-25.0	-10.28	146.00	Vertical	Horizontal	N/A
7787.000	-36.28	18.28	-25.0	-11.28	128.00	Vertical	Horizontal	Pass
13345.613	-39.89	16.37	-25.0	-14.89	137.00	Vertical	Horizontal	Pass
18109.800	-41.67	12.86	-25.0	-16.67	360.00	Vertical	Horizontal	Pass

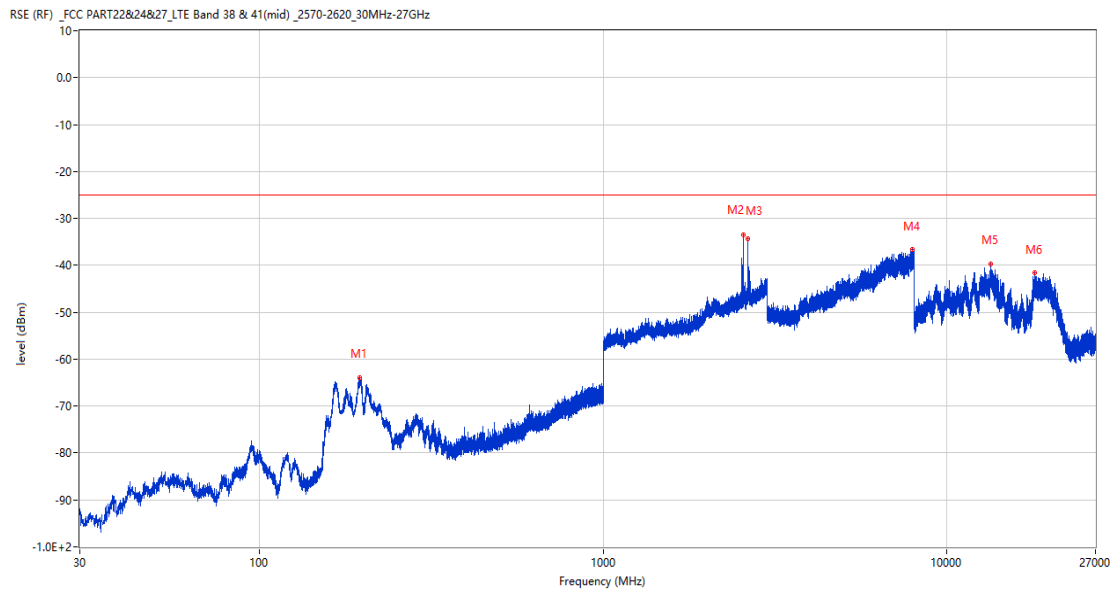
14.2 LTE Band 38 BW10, Middle Channel

RSE-H&H LTE Band 38 BW10 CH38000



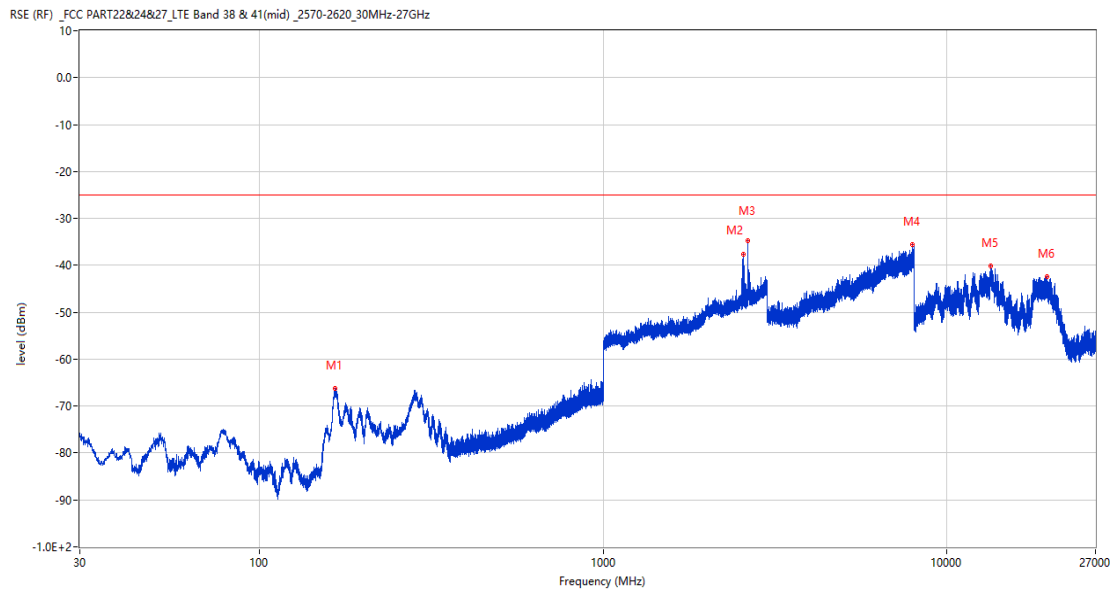
Frequency (MHz)	Result (dBm)	Factor (dB)	PK Limit (dBm)	Over Limit (dB)	Table (o)	ANT	EUT	Verdict
195.482	-62.63	-15.91	-25.0	-37.63	274.00	Horizontal	Horizontal	Pass
2540.100	-32.48	6.90	-25.0	-7.48	46.00	Horizontal	Horizontal	N/A
2625.500	-33.56	8.97	-25.0	-8.56	21.00	Horizontal	Horizontal	N/A
7778.000	-36.01	18.19	-25.0	-11.01	267.00	Horizontal	Horizontal	Pass
13485.263	-40.05	15.54	-25.0	-15.05	275.00	Horizontal	Horizontal	Pass
18174.151	-41.28	12.86	-25.0	-16.28	155.00	Horizontal	Horizontal	Pass

RSE-H&V LTE Band 38 BW10 CH38000



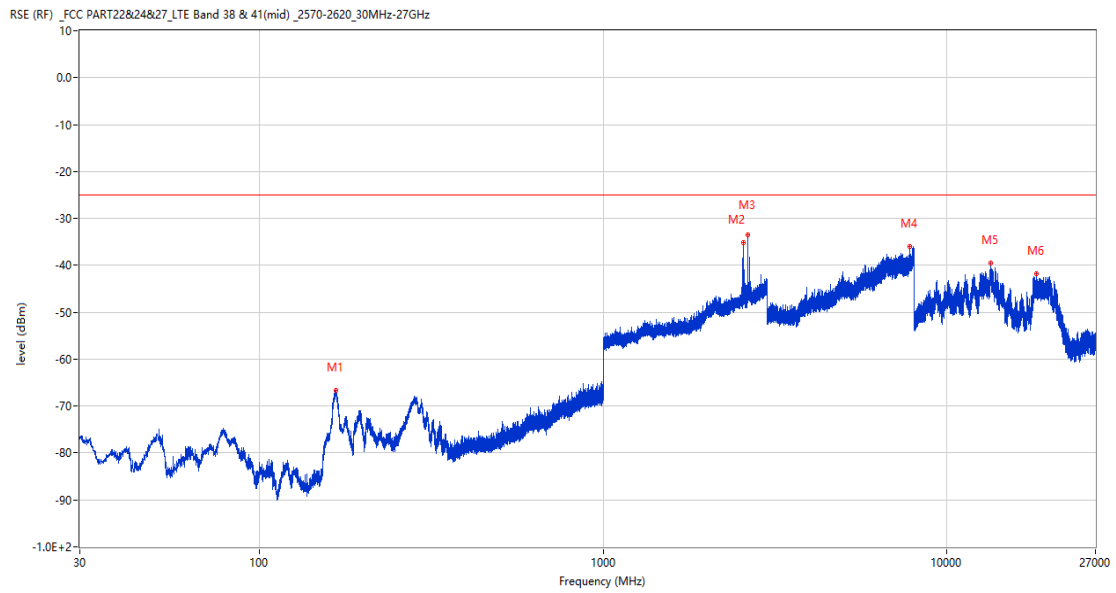
Frequency (MHz)	Result (dBm)	Factor (dB)	PK Limit (dBm)	Over Limit (dB)	Table (o)	ANT	EUT	Verdict
194.997	-63.87	-15.84	-25.0	-38.87	244.00	Horizontal	Vertical	Pass
2557.600	-33.55	8.22	-25.0	-8.55	122.00	Horizontal	Vertical	N/A
2629.700	-34.37	9.01	-25.0	-9.37	52.00	Horizontal	Vertical	N/A
7936.250	-36.57	18.91	-25.0	-11.57	192.00	Horizontal	Vertical	Pass
13377.112	-39.80	16.79	-25.0	-14.80	320.00	Horizontal	Vertical	Pass
17965.613	-41.62	13.70	-25.0	-16.62	360.00	Horizontal	Vertical	Pass

RSE-V&V LTE Band 38 BW10 CH38000



Frequency (MHz)	Result (dBm)	Factor (dB)	PK Limit (dBm)	Over Limit (dB)	Table (o)	ANT	EUT	Verdict
165.363	-66.24	-18.06	-25.0	-41.24	303.00	Vertical	Vertical	Pass
2554.400	-37.56	8.33	-25.0	-12.56	247.00	Vertical	Vertical	N/A
2631.500	-34.65	9.02	-25.0	-9.65	241.00	Vertical	Vertical	N/A
7938.250	-35.66	18.93	-25.0	-10.66	277.00	Vertical	Vertical	Pass
13377.375	-40.23	16.80	-25.0	-15.23	299.00	Vertical	Vertical	Pass
19476.449	-42.46	12.93	-25.0	-17.46	249.00	Vertical	Vertical	Pass

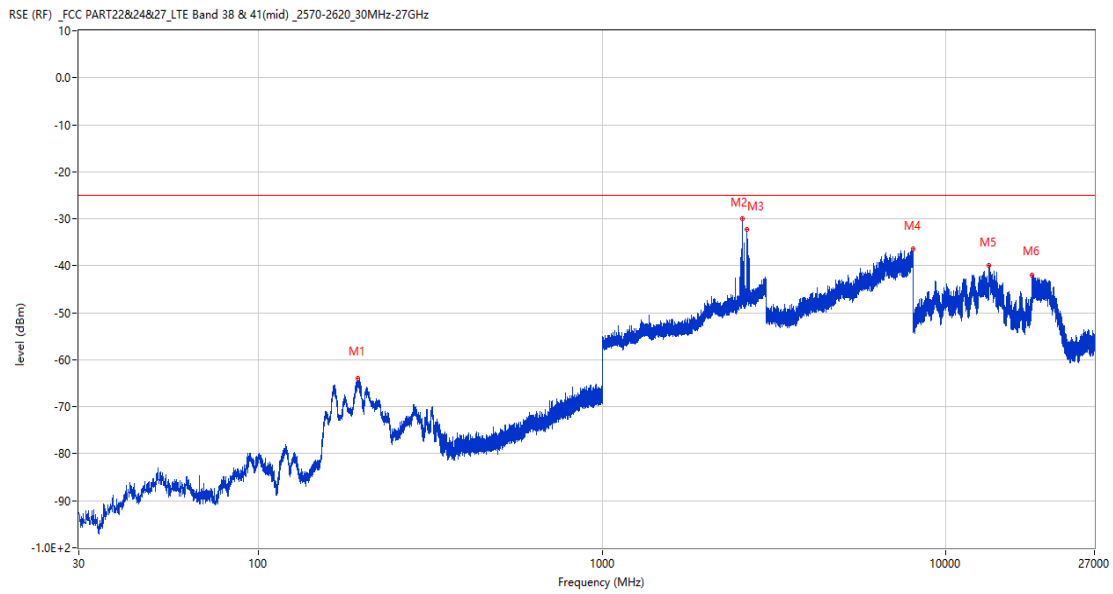
RSE-V&H LTE Band 38 BW10 CH38000



Frequency (MHz)	Result (dBm)	Factor (dB)	PK Limit (dBm)	Over Limit (dB)	Table (o)	ANT	EUT	Verdict
166.479	-66.68	-17.96	-25.0	-41.68	318.00	Vertical	Horizontal	Pass
2561.100	-35.11	8.26	-25.0	-10.11	161.00	Vertical	Horizontal	N/A
2631.900	-33.50	9.03	-25.0	-8.50	161.00	Vertical	Horizontal	N/A
7792.750	-35.92	18.16	-25.0	-10.92	342.00	Vertical	Horizontal	Pass
13416.487	-39.60	16.65	-25.0	-14.60	273.00	Vertical	Horizontal	Pass
18195.751	-41.86	12.86	-25.0	-16.86	41.00	Vertical	Horizontal	Pass

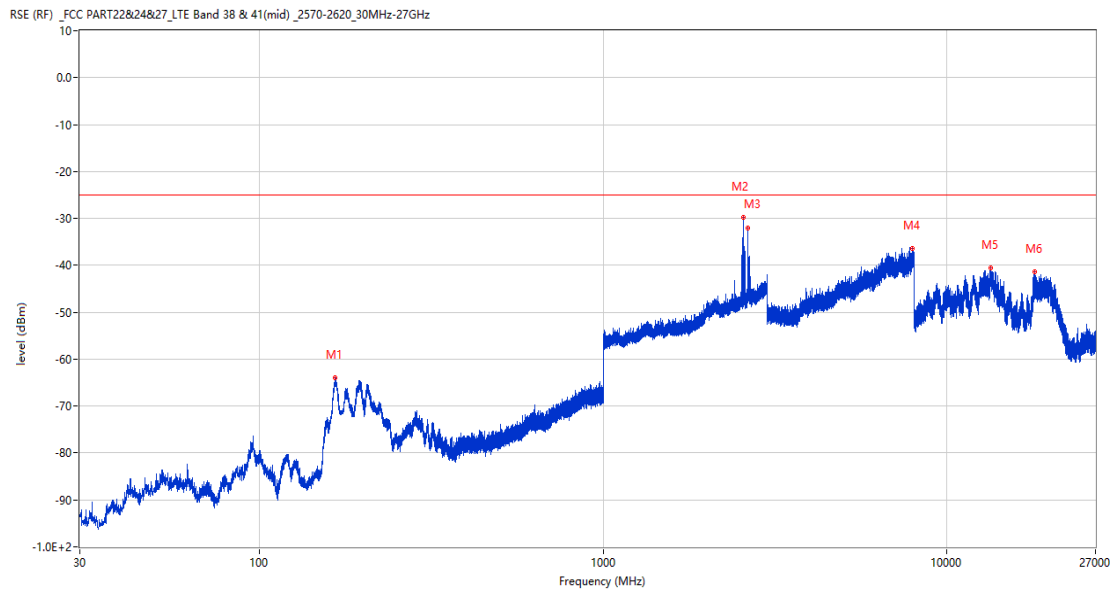
14.3 LTE Band 38 BW15, Middle Channel

RSE-H&H LTE Band 38 BW15 CH38000



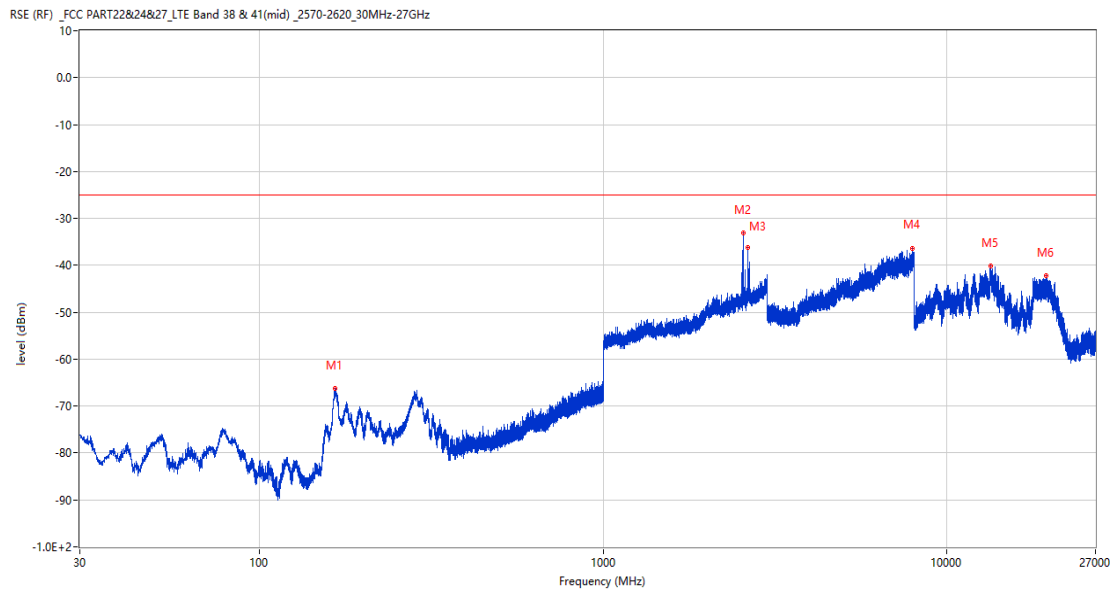
Frequency (MHz)	Result (dBm)	Factor (dB)	PK Limit (dBm)	Over Limit (dB)	Table (o)	ANT	EUT	Verdict
194.852	-63.99	-15.85	-25.0	-38.99	288.00	Horizontal	Horizontal	Pass
2560.400	-30.04	8.25	-25.0	-5.04	40.00	Horizontal	Horizontal	N/A
2635.600	-32.32	8.92	-25.0	-7.32	202.00	Horizontal	Horizontal	N/A
7995.250	-36.38	18.76	-25.0	-11.38	267.00	Horizontal	Horizontal	Pass
13330.650	-39.85	15.78	-25.0	-14.85	226.00	Horizontal	Horizontal	Pass
17803.651	-41.95	13.10	-25.0	-16.95	0.00	Horizontal	Horizontal	Pass

RSE-H&V LTE Band 38 BW15 CH38000



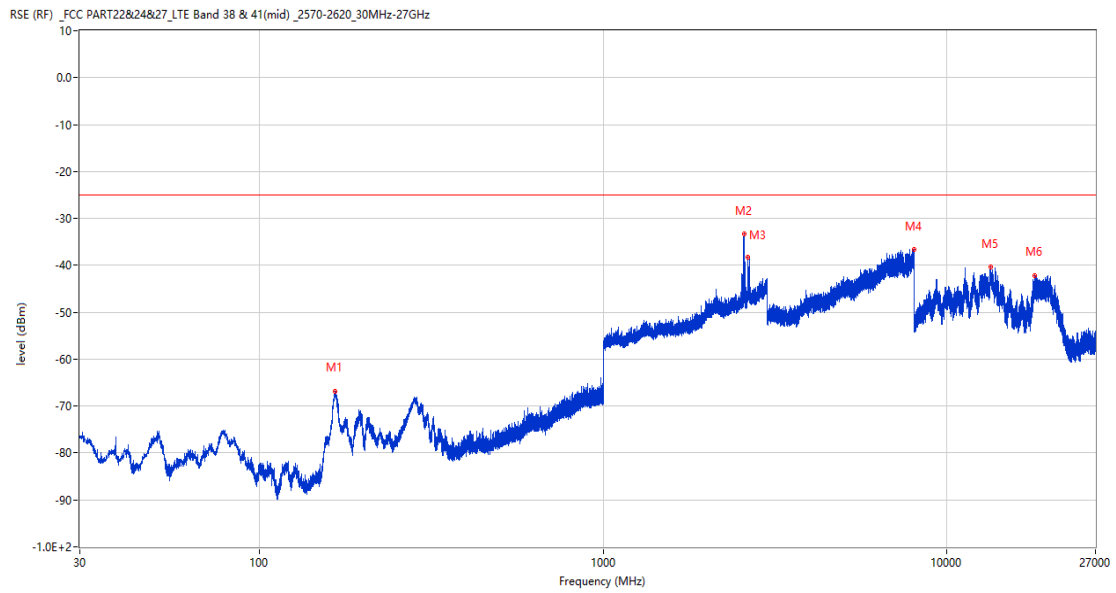
Frequency (MHz)	Result (dBm)	Factor (dB)	PK Limit (dBm)	Over Limit (dB)	Table (o)	ANT	EUT	Verdict
166.139	-63.91	-17.95	-25.0	-38.91	275.00	Horizontal	Vertical	Pass
2560.100	-29.81	8.25	-25.0	-4.81	28.00	Horizontal	Vertical	N/A
2633.400	-32.08	8.88	-25.0	-7.08	0.00	Horizontal	Vertical	N/A
7924.250	-36.37	18.34	-25.0	-11.37	17.00	Horizontal	Vertical	Pass
13356.900	-40.61	16.60	-25.0	-15.61	0.00	Horizontal	Vertical	Pass
17933.324	-41.32	13.69	-25.0	-16.32	360.00	Horizontal	Vertical	Pass

RSE-V&V LTE Band 38 BW15 CH38000



Frequency (MHz)	Result (dBm)	Factor (dB)	PK Limit (dBm)	Over Limit (dB)	Table (o)	ANT	EUT	Verdict
165.897	-66.22	-17.95	-25.0	-41.22	288.00	Vertical	Vertical	Pass
2558.700	-33.12	8.23	-25.0	-8.12	58.00	Vertical	Vertical	N/A
2636.400	-36.12	9.05	-25.0	-11.12	285.00	Vertical	Vertical	N/A
7935.000	-36.47	18.85	-25.0	-11.47	86.00	Vertical	Vertical	Pass
13381.313	-40.19	16.83	-25.0	-15.19	0.00	Vertical	Vertical	Pass
19376.550	-42.30	12.92	-25.0	-17.30	360.00	Vertical	Vertical	Pass

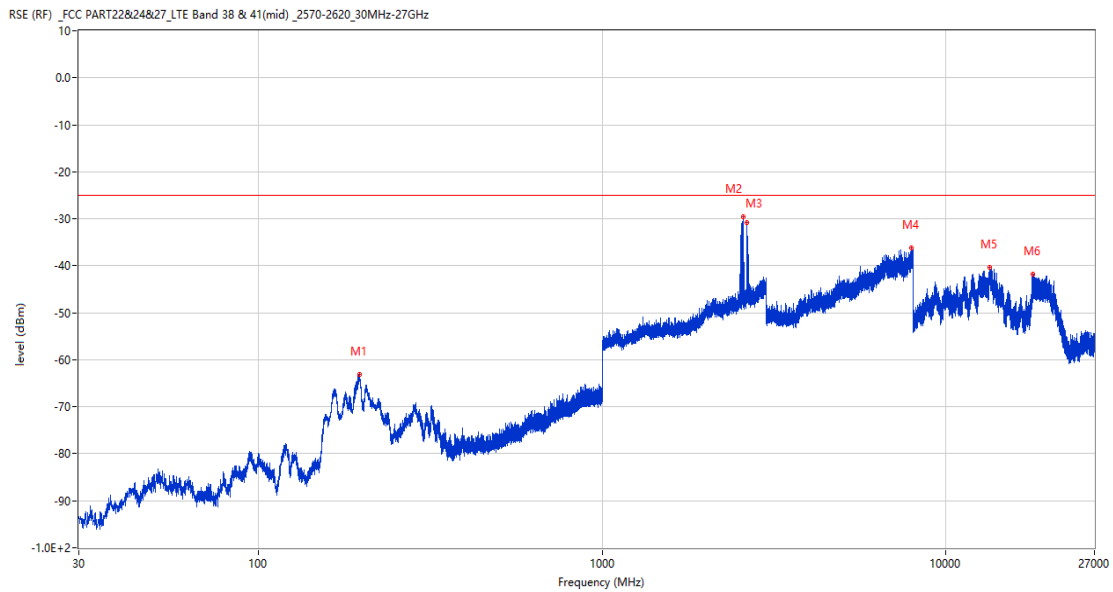
RSE-V&H LTE Band 38 BW15 CH38000



Frequency (MHz)	Result (dBm)	Factor (dB)	PK Limit (dBm)	Over Limit (dB)	Table (o)	ANT	EUT	Verdict
166.139	-66.76	-17.95	-25.0	-41.76	328.00	Vertical	Horizontal	Pass
2562.400	-33.30	8.28	-25.0	-8.30	40.00	Vertical	Horizontal	N/A
2627.000	-38.32	8.98	-25.0	-13.32	34.00	Vertical	Horizontal	N/A
7997.250	-36.64	18.86	-25.0	-11.64	151.00	Vertical	Horizontal	Pass
13394.700	-40.29	16.96	-25.0	-15.29	184.00	Vertical	Horizontal	Pass
17974.536	-42.27	13.48	-25.0	-17.27	298.00	Vertical	Horizontal	Pass

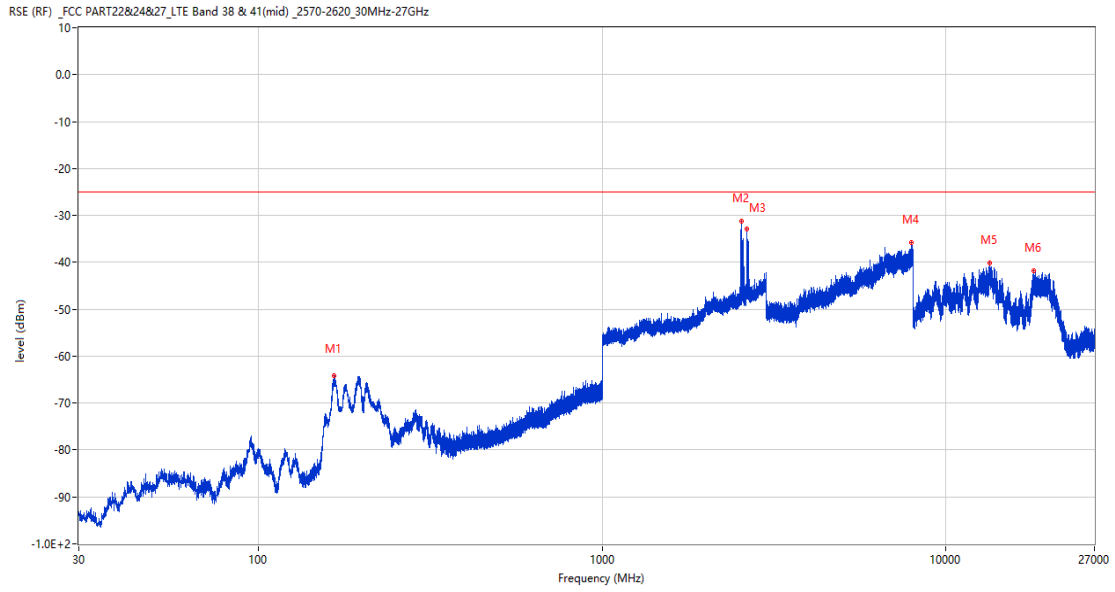
14.4 LTE Band 38 BW20, Middle Channel

RSE-H&H LTE Band 38 BW20 CH38000



Frequency (MHz)	Result (dBm)	Factor (dB)	PK Limit (dBm)	Over Limit (dB)	Table (o)	ANT	EUT	Verdict
196.840	-63.08	-15.76	-25.0	-38.08	249.00	Horizontal	Horizontal	Pass
2562.900	-29.64	8.28	-25.0	-4.64	53.00	Horizontal	Horizontal	N/A
2627.000	-30.82	8.98	-25.0	-5.82	198.00	Horizontal	Horizontal	N/A
7925.750	-36.25	18.44	-25.0	-11.25	331.00	Horizontal	Horizontal	Pass
13372.387	-40.37	16.75	-25.0	-15.37	345.00	Horizontal	Horizontal	Pass
17922.300	-41.76	13.43	-25.0	-16.76	207.00	Horizontal	Horizontal	Pass

RSE-H&V LTE Band 38 BW20 CH38000



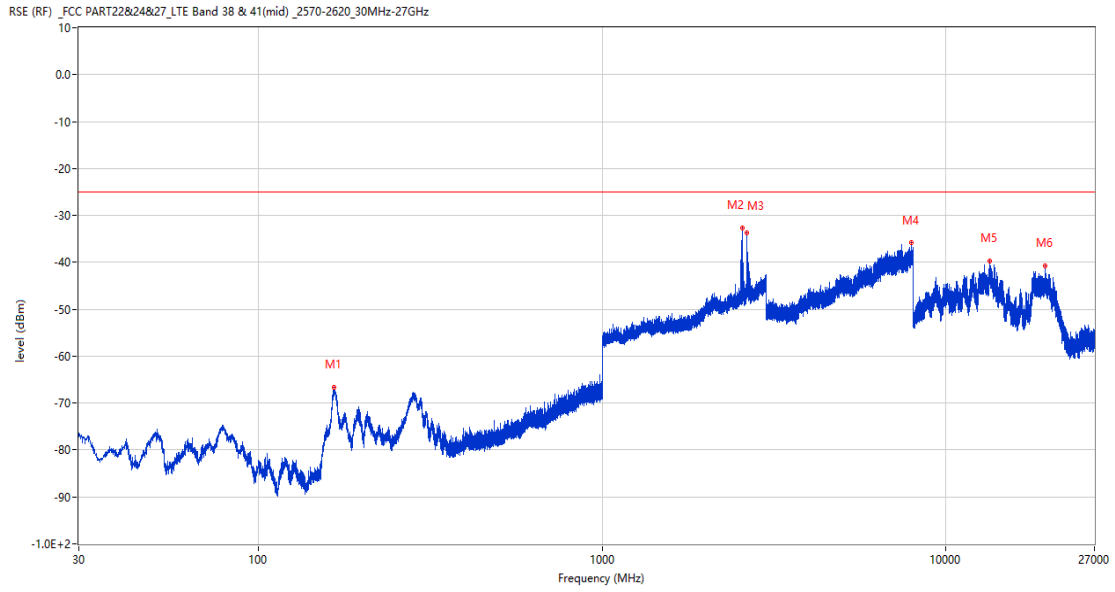
Frequency (MHz)	Result (dBm)	Factor (dB)	PK Limit (dBm)	Over Limit (dB)	Table (o)	ANT	EUT	Verdict
165.606	-64.08	-18.00	-25.0	-39.08	286.00	Horizontal	Vertical	Pass
2542.800	-31.18	6.84	-25.0	-6.18	40.00	Horizontal	Vertical	N/A
2632.000	-32.84	9.03	-25.0	-7.84	352.00	Horizontal	Vertical	N/A
7944.000	-35.69	18.87	-25.0	-10.69	320.00	Horizontal	Vertical	Pass
13394.175	-40.21	16.96	-25.0	-15.21	92.00	Horizontal	Vertical	Pass
17957.212	-41.76	13.91	-25.0	-16.76	183.00	Horizontal	Vertical	Pass

RSE-V&V LTE Band 38 BW20 CH38000



Frequency (MHz)	Result (dBm)	Factor (dB)	PK Limit (dBm)	Over Limit (dB)	Table (o)	ANT	EUT	Verdict
166.770	-66.70	-17.96	-25.0	-41.70	273.00	Vertical	Vertical	Pass
2561.100	-34.37	8.26	-25.0	-9.37	247.00	Vertical	Vertical	N/A
2635.700	-36.07	8.93	-25.0	-11.07	254.00	Vertical	Vertical	N/A
7945.500	-36.25	18.80	-25.0	-11.25	0.00	Vertical	Vertical	Pass
13395.488	-40.39	16.97	-25.0	-15.39	185.00	Vertical	Vertical	Pass
19367.999	-41.39	12.92	-25.0	-16.39	249.00	Vertical	Vertical	Pass

RSE-V&H LTE Band 38 BW20 CH38000



Frequency (MHz)	Result (dBm)	Factor (dB)	PK Limit (dBm)	Over Limit (dB)	Table (o)	ANT	EUT	Verdict
165.606	-66.74	-18.00	-25.0	-41.74	301.00	Vertical	Horizontal	Pass
2556.700	-32.70	8.21	-25.0	-7.70	344.00	Vertical	Horizontal	N/A
2629.800	-33.77	9.01	-25.0	-8.77	133.00	Vertical	Horizontal	N/A
7937.750	-35.78	18.94	-25.0	-10.78	353.00	Vertical	Horizontal	Pass
13365.562	-39.82	16.69	-25.0	-14.82	23.00	Vertical	Horizontal	Pass
19359.900	-40.75	12.92	-25.0	-15.75	360.00	Vertical	Horizontal	Pass

15 LTE Band 41
 15.1 LTE Band 41 BW5, Middle Channel

RSE-H&H LTE Band 41 BW5 CH40765



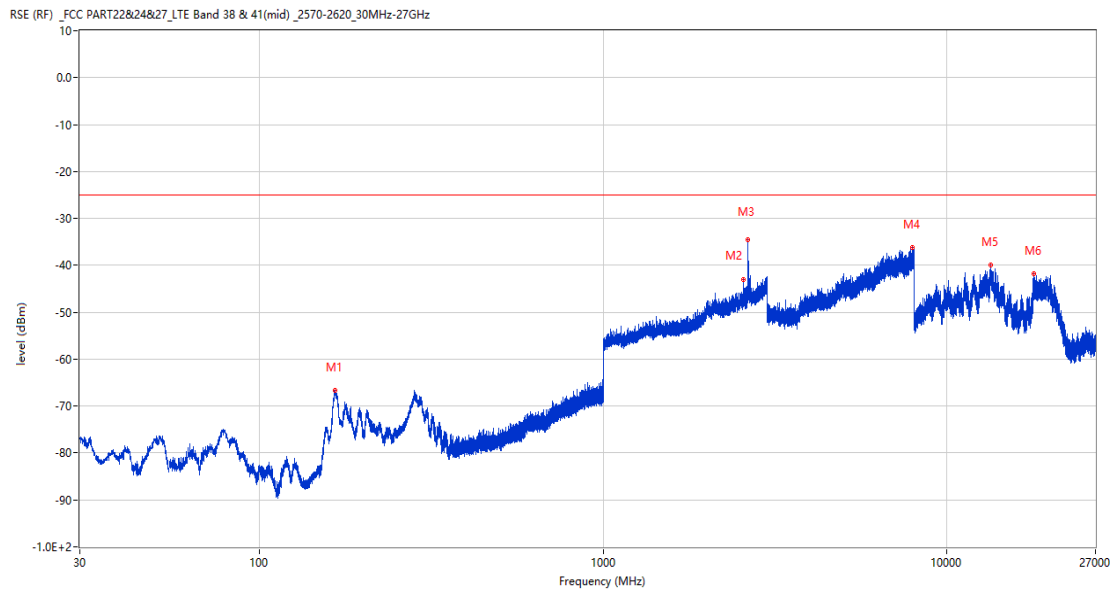
Frequency (MHz)	Result (dBm)	Factor (dB)	PK Limit (dBm)	Over Limit (dB)	Table (o)	ANT	EUT	Verdict
193.445	-62.87	-16.14	-25.0	-37.87	261.00	Horizontal	Horizontal	Pass
2537.500	-40.25	7.11	-25.0	-15.25	21.00	Horizontal	Horizontal	N/A
2632.800	-30.63	8.99	-25.0	-5.63	3.00	Horizontal	Horizontal	N/A
7985.000	-35.82	18.17	-25.0	-10.82	127.00	Horizontal	Horizontal	Pass
13368.713	-39.83	16.72	-25.0	-14.83	231.00	Horizontal	Horizontal	Pass
17929.650	-41.64	13.60	-25.0	-16.64	0.00	Horizontal	Horizontal	Pass

RSE-H&V LTE Band 41 BW5 CH40765



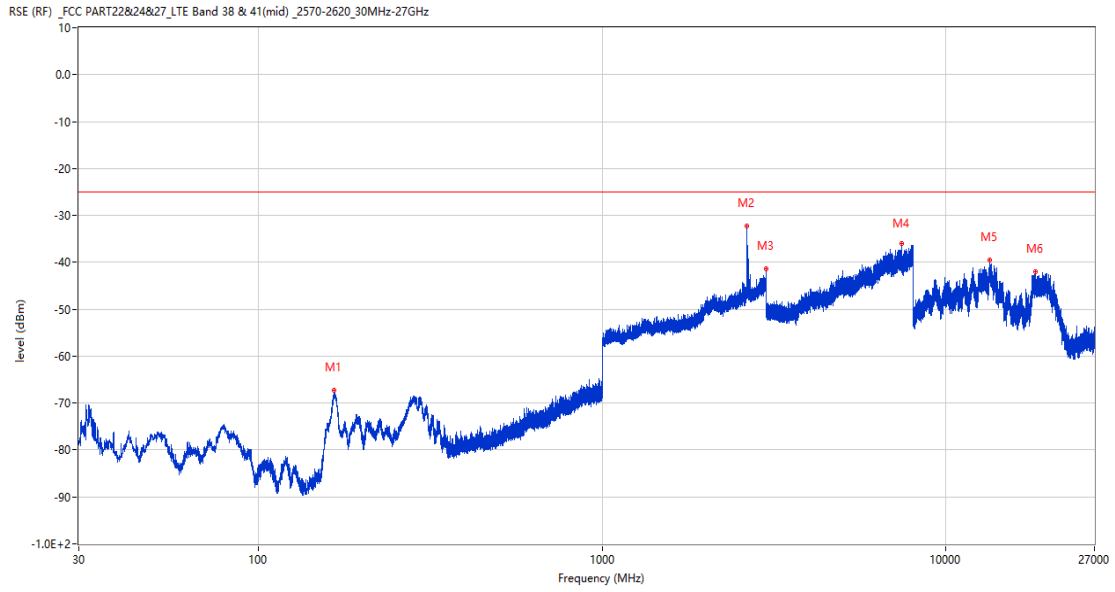
Frequency (MHz)	Result (dBm)	Factor (dB)	PK Limit (dBm)	Over Limit (dB)	Table (o)	ANT	EUT	Verdict
165.606	-64.39	-18.00	-25.0	-39.39	280.00	Horizontal	Vertical	Pass
2550.900	-37.81	8.00	-25.0	-12.81	21.00	Horizontal	Vertical	N/A
2631.700	-32.66	9.03	-25.0	-7.66	221.00	Horizontal	Vertical	N/A
7404.250	-35.61	17.88	-25.0	-10.61	268.00	Horizontal	Vertical	Pass
13377.901	-40.26	16.80	-25.0	-15.26	184.00	Horizontal	Vertical	Pass
17955.113	-42.47	13.96	-25.0	-17.47	276.00	Horizontal	Vertical	Pass

RSE-V&V LTE Band 41 BW5 CH40765



Frequency (MHz)	Result (dBm)	Factor (dB)	PK Limit (dBm)	Over Limit (dB)	Table (o)	ANT	EUT	Verdict
166.139	-66.55	-17.95	-25.0	-41.55	282.00	Vertical	Vertical	Pass
2548.600	-42.97	7.30	-25.0	-17.97	252.00	Vertical	Vertical	N/A
2630.100	-34.63	9.01	-25.0	-9.63	239.00	Vertical	Vertical	N/A
7941.000	-36.25	18.97	-25.0	-11.25	150.00	Vertical	Vertical	Pass
13391.025	-40.01	16.93	-25.0	-15.01	360.00	Vertical	Vertical	Pass
17891.588	-41.82	12.71	-25.0	-16.82	299.00	Vertical	Vertical	Pass

RSE-V&H LTE Band 41 BW5 CH40765



Frequency (MHz)	Result (dBm)	Factor (dB)	PK Limit (dBm)	Over Limit (dB)	Table (o)	ANT	EUT	Verdict
166.188	-67.31	-17.95	-25.0	-42.31	323.00	Vertical	Horizontal	Pass
2627.100	-32.33	8.99	-25.0	-7.33	91.00	Vertical	Horizontal	N/A
2990.000	-41.30	11.64	-25.0	-16.30	53.00	Vertical	Horizontal	Pass
7416.000	-35.97	18.15	-25.0	-10.97	59.00	Vertical	Horizontal	Pass
13377.901	-39.59	16.80	-25.0	-14.59	90.00	Vertical	Horizontal	Pass
18168.302	-42.01	12.86	-25.0	-17.01	108.00	Vertical	Horizontal	Pass

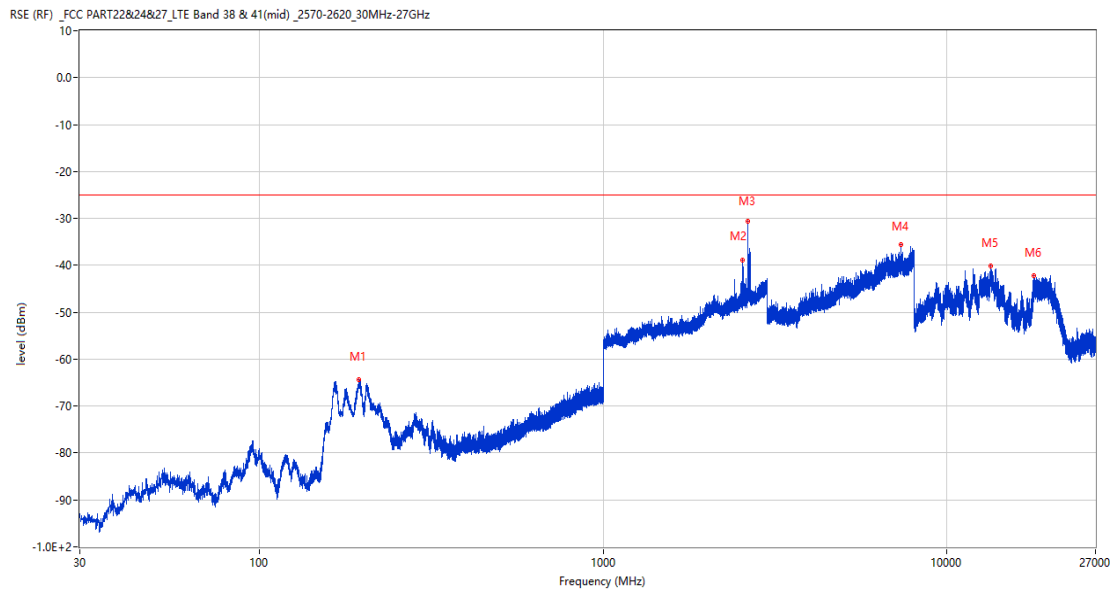
15.2 LTE Band 41 BW10, Middle Channel

RSE-H&H LTE Band 41 BW10 CH40765



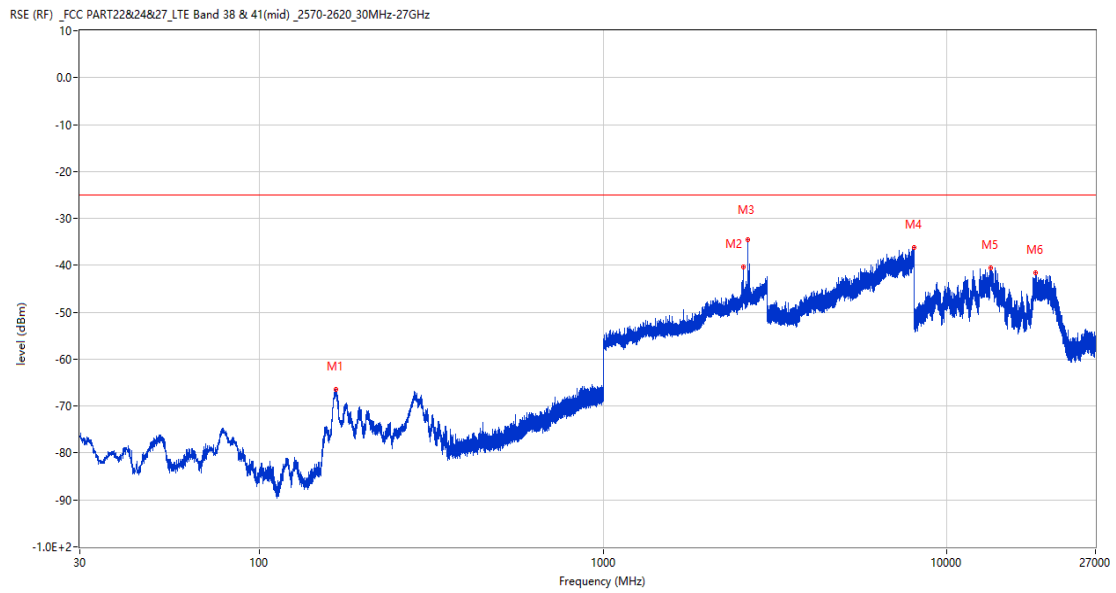
Frequency (MHz)	Result (dBm)	Factor (dB)	PK Limit (dBm)	Over Limit (dB)	Table (o)	ANT	EUT	Verdict
193.008	-63.97	-16.20	-25.0	-38.97	249.00	Horizontal	Horizontal	Pass
2557.800	-35.74	8.22	-25.0	-10.74	40.00	Horizontal	Horizontal	N/A
2634.000	-31.42	8.84	-25.0	-6.42	28.00	Horizontal	Horizontal	N/A
7924.000	-36.30	18.33	-25.0	-11.30	342.00	Horizontal	Horizontal	Pass
13808.137	-39.78	16.82	-25.0	-14.78	135.00	Horizontal	Horizontal	Pass
19859.401	-41.85	12.94	-25.0	-16.85	314.00	Horizontal	Horizontal	Pass

RSE-H&V LTE Band 41 BW10 CH40765



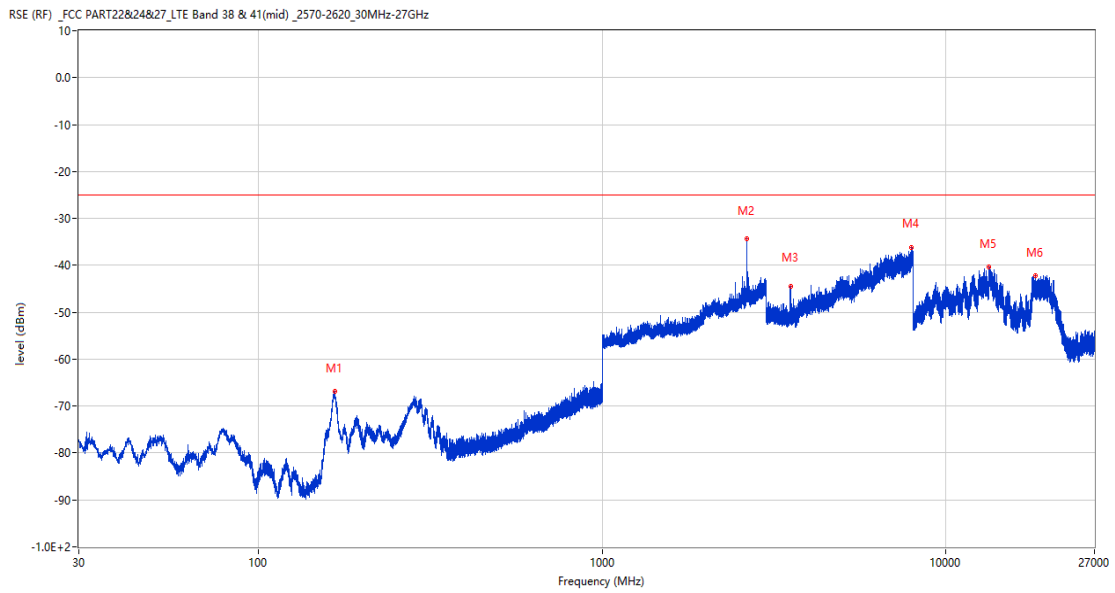
Frequency (MHz)	Result (dBm)	Factor (dB)	PK Limit (dBm)	Over Limit (dB)	Table (o)	ANT	EUT	Verdict
194.609	-64.41	-15.89	-25.0	-39.41	43.00	Horizontal	Vertical	Pass
2546.500	-38.89	6.99	-25.0	-13.89	140.00	Horizontal	Vertical	N/A
2635.900	-30.69	8.97	-25.0	-5.69	3.00	Horizontal	Vertical	N/A
7333.250	-35.55	17.19	-25.0	-10.55	310.00	Horizontal	Vertical	Pass
13375.013	-40.13	16.78	-25.0	-15.13	115.00	Horizontal	Vertical	Pass
17903.925	-42.30	12.98	-25.0	-17.30	69.00	Horizontal	Vertical	Pass

RSE-V&V LTE Band 41 BW10 CH40765



Frequency (MHz)	Result (dBm)	Factor (dB)	PK Limit (dBm)	Over Limit (dB)	Table (o)	ANT	EUT	Verdict
166.576	-66.50	-17.96	-25.0	-41.50	320.00	Vertical	Vertical	Pass
2550.800	-40.40	7.97	-25.0	-15.40	258.00	Vertical	Vertical	N/A
2626.400	-34.64	8.98	-25.0	-9.64	289.00	Vertical	Vertical	N/A
7998.500	-36.15	18.88	-25.0	-11.15	85.00	Vertical	Vertical	Pass
13378.162	-40.46	16.80	-25.0	-15.46	182.00	Vertical	Vertical	Pass
18112.500	-41.60	12.86	-25.0	-16.60	318.00	Vertical	Vertical	Pass

RSE-V&H LTE Band 41 BW10 CH40765



Frequency (MHz)	Result (dBm)	Factor (dB)	PK Limit (dBm)	Over Limit (dB)	Table (o)	ANT	EUT	Verdict
166.430	-66.90	-17.96	-25.0	-41.90	334.00	Vertical	Horizontal	Pass
2631.400	-34.43	9.02	-25.0	-9.43	0.00	Vertical	Horizontal	N/A
3534.250	-44.55	6.74	-25.0	-19.55	84.00	Vertical	Horizontal	Pass
7923.000	-36.11	18.29	-25.0	-11.11	331.00	Vertical	Horizontal	Pass
13331.700	-40.36	15.82	-25.0	-15.36	360.00	Vertical	Horizontal	Pass
18172.350	-42.23	12.86	-25.0	-17.23	294.00	Vertical	Horizontal	Pass

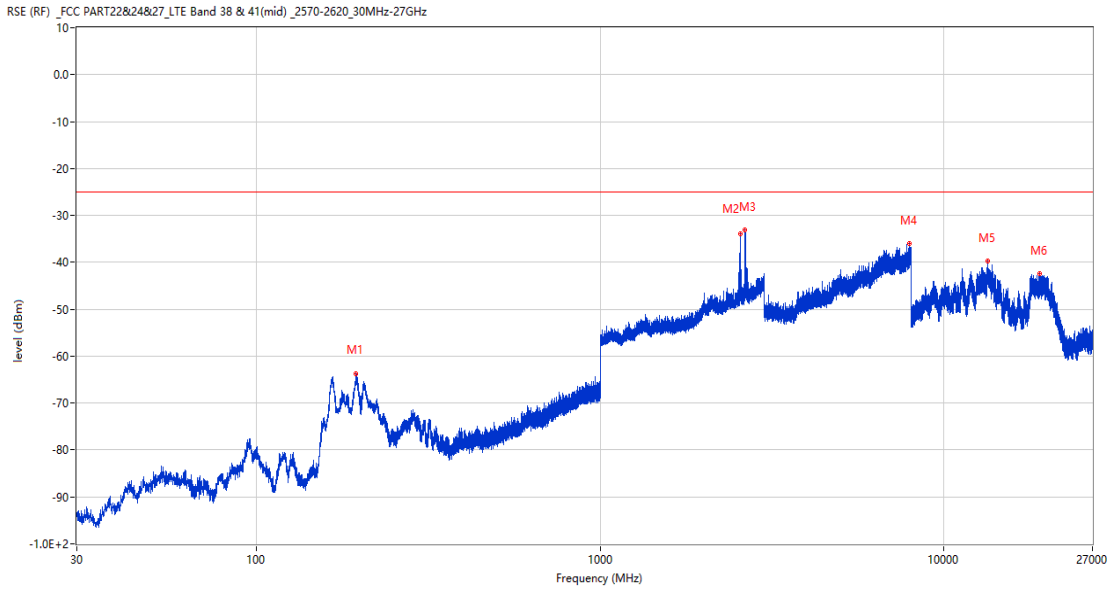
15.3 LTE Band 41 BW15, Middle Channel

RSE-H&H LTE Band 41 BW15 CH40765



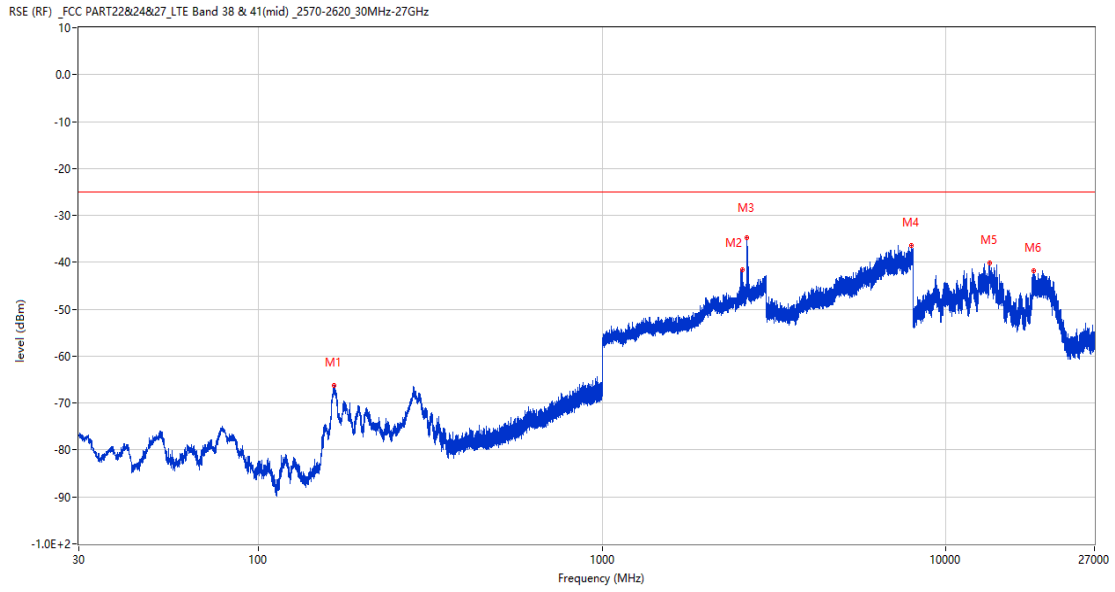
Frequency (MHz)	Result (dBm)	Factor (dB)	PK Limit (dBm)	Over Limit (dB)	Table (o)	ANT	EUT	Verdict
196.016	-62.96	-15.88	-25.0	-37.96	261.00	Horizontal	Horizontal	Pass
2537.800	-36.60	7.10	-25.0	-11.60	52.00	Horizontal	Horizontal	N/A
2646.800	-34.39	9.23	-25.0	-9.39	234.00	Horizontal	Horizontal	N/A
7996.750	-35.94	18.82	-25.0	-10.94	106.00	Horizontal	Horizontal	Pass
13364.775	-40.00	16.68	-25.0	-15.00	253.00	Horizontal	Horizontal	Pass
17968.239	-41.85	13.64	-25.0	-16.85	71.00	Horizontal	Horizontal	Pass

RSE-H&V LTE Band 41 BW15 CH40765



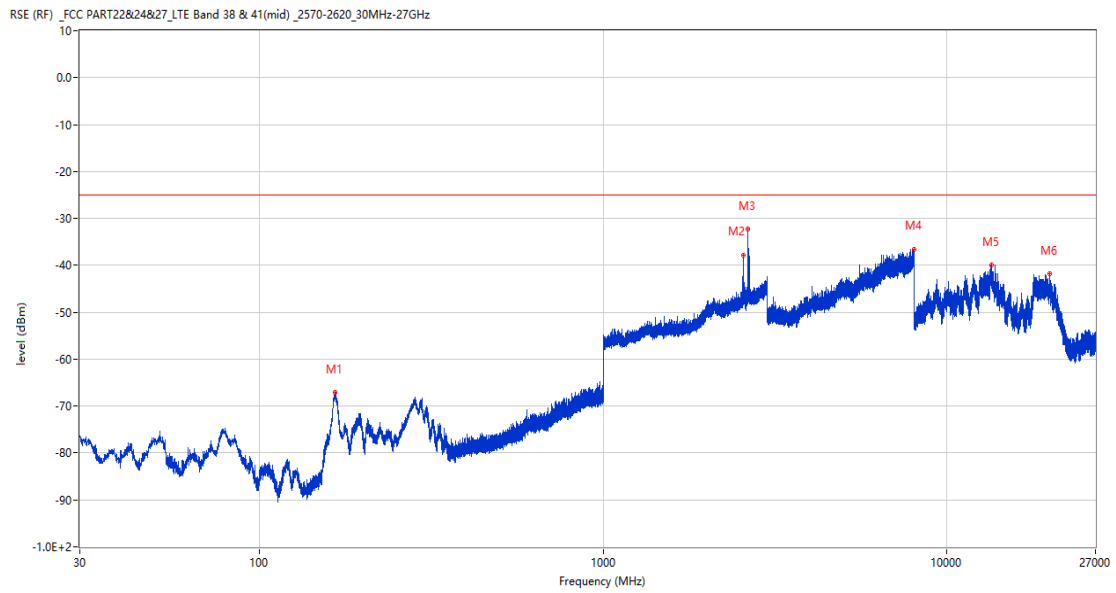
Frequency (MHz)	Result (dBm)	Factor (dB)	PK Limit (dBm)	Over Limit (dB)	Table (o)	ANT	EUT	Verdict
194.754	-63.65	-15.85	-25.0	-38.65	32.00	Horizontal	Vertical	Pass
2549.900	-33.97	7.67	-25.0	-8.97	15.00	Horizontal	Vertical	N/A
2629.200	-33.10	9.00	-25.0	-8.10	28.00	Horizontal	Vertical	N/A
7928.500	-36.00	18.57	-25.0	-11.00	83.00	Horizontal	Vertical	Pass
13357.688	-39.72	16.61	-25.0	-14.72	25.00	Horizontal	Vertical	Pass
18922.500	-42.38	12.90	-25.0	-17.38	319.00	Horizontal	Vertical	Pass

RSE-V&V LTE Band 41 BW15 CH40765



Frequency (MHz)	Result (dBm)	Factor (dB)	PK Limit (dBm)	Over Limit (dB)	Table (o)	ANT	EUT	Verdict
165.897	-66.24	-17.95	-25.0	-41.24	282.00	Vertical	Vertical	Pass
2551.700	-41.49	8.16	-25.0	-16.49	35.00	Vertical	Vertical	N/A
2630.000	-34.76	9.01	-25.0	-9.76	35.00	Vertical	Vertical	N/A
7907.000	-36.44	18.02	-25.0	-11.44	0.00	Vertical	Vertical	Pass
13370.287	-40.21	16.73	-25.0	-15.21	87.00	Vertical	Vertical	Pass
17970.600	-41.74	13.58	-25.0	-16.74	360.00	Vertical	Vertical	Pass

RSE-V&H LTE Band 41 BW15 CH40765



Frequency (MHz)	Result (dBm)	Factor (dB)	PK Limit (dBm)	Over Limit (dB)	Table (o)	ANT	EUT	Verdict
165.751	-67.16	-17.97	-25.0	-42.16	334.00	Vertical	Horizontal	Pass
2558.900	-37.79	8.23	-25.0	-12.79	34.00	Vertical	Horizontal	N/A
2631.700	-32.35	9.03	-25.0	-7.35	46.00	Vertical	Horizontal	N/A
7995.750	-36.53	18.76	-25.0	-11.53	310.00	Vertical	Horizontal	Pass
13439.849	-39.94	16.13	-25.0	-14.94	275.00	Vertical	Horizontal	Pass
19832.400	-41.86	12.94	-25.0	-16.86	157.00	Vertical	Horizontal	Pass

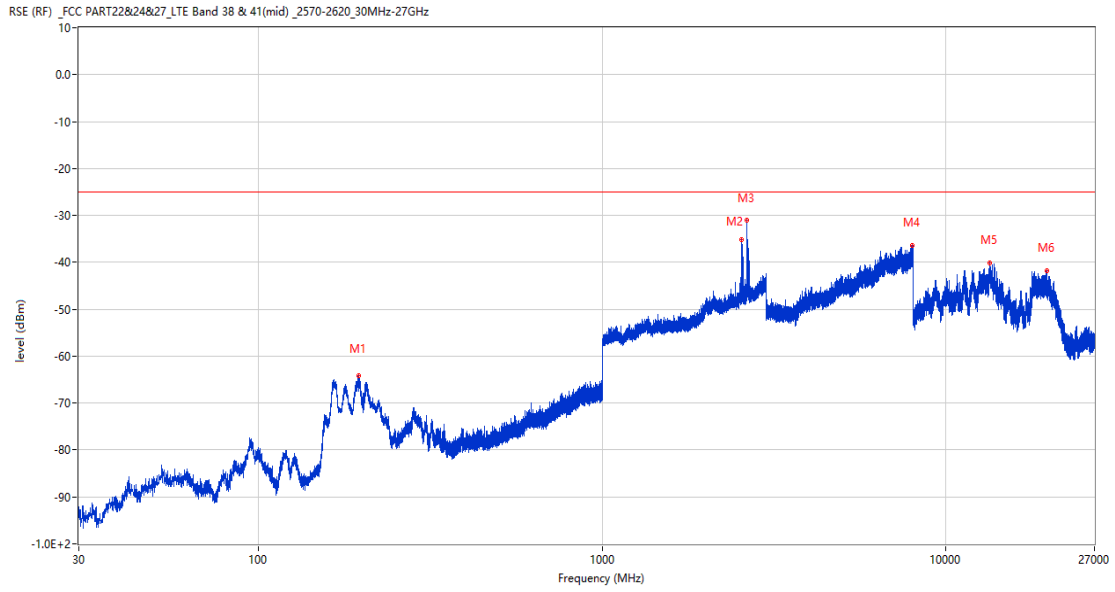
15.4 LTE Band 41 BW20, Middle Channel

RSE-H&H LTE Band 41 BW20 CH40765



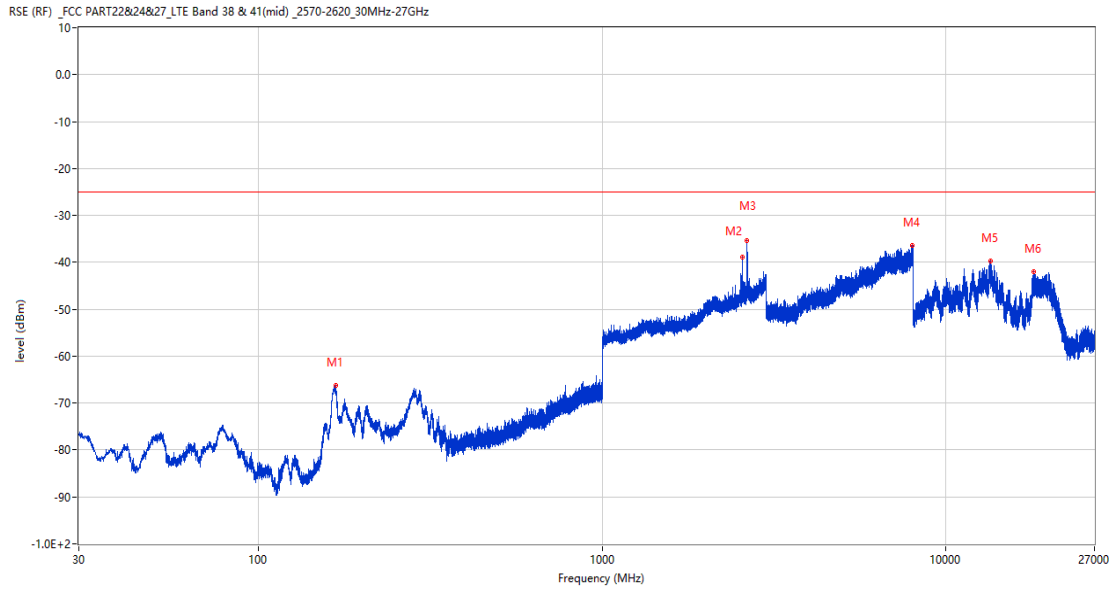
Frequency (MHz)	Result (dBm)	Factor (dB)	PK Limit (dBm)	Over Limit (dB)	Table (o)	ANT	EUT	Verdict
195.191	-62.85	-15.87	-25.0	-37.85	256.00	Horizontal	Horizontal	Pass
2563.500	-33.41	8.29	-25.0	-8.41	46.00	Horizontal	Horizontal	N/A
2628.200	-27.13	9.00	-25.0	-2.13	28.00	Horizontal	Horizontal	N/A
7999.000	-36.33	18.94	-25.0	-11.33	123.00	Horizontal	Horizontal	Pass
11947.963	-39.22	14.01	-25.0	-14.22	360.00	Horizontal	Horizontal	Pass
18140.400	-42.44	12.86	-25.0	-17.44	282.00	Horizontal	Horizontal	Pass

RSE-H&V LTE Band 41 BW20 CH40765



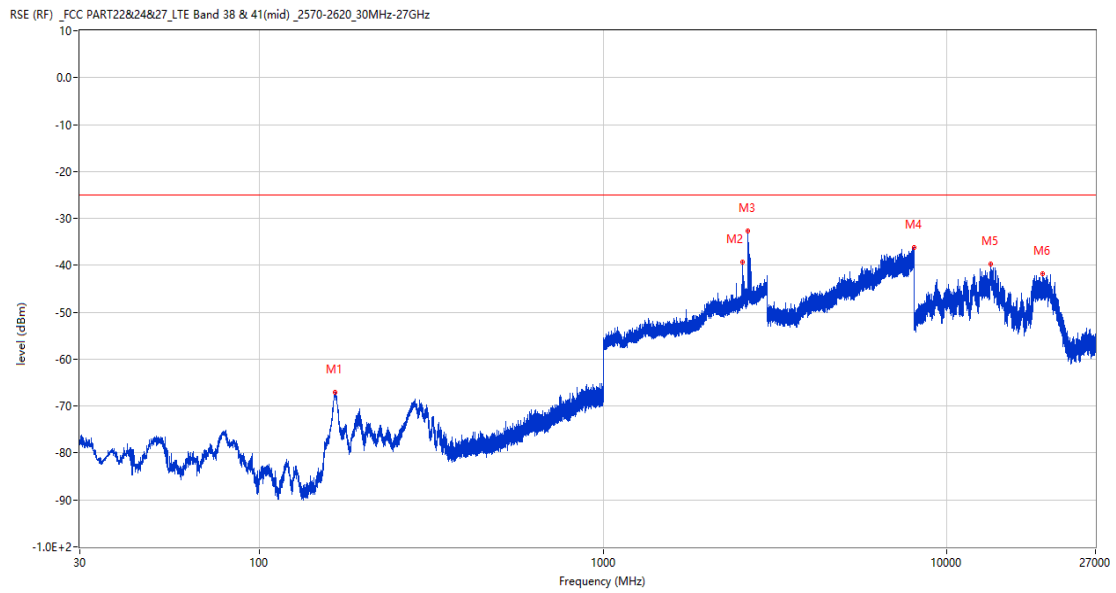
Frequency (MHz)	Result (dBm)	Factor (dB)	PK Limit (dBm)	Over Limit (dB)	Table (o)	ANT	EUT	Verdict
195.385	-64.14	-15.90	-25.0	-39.14	46.00	Horizontal	Vertical	Pass
2541.000	-35.21	6.85	-25.0	-10.21	176.00	Horizontal	Vertical	N/A
2629.200	-30.99	9.00	-25.0	-5.99	127.00	Horizontal	Vertical	N/A
7988.750	-36.39	18.35	-25.0	-11.39	192.00	Horizontal	Vertical	Pass
13385.250	-40.15	16.87	-25.0	-15.15	360.00	Horizontal	Vertical	Pass
19600.200	-41.77	12.93	-25.0	-16.77	17.00	Horizontal	Vertical	Pass

RSE-V&V LTE Band 41 BW20 CH40765



Frequency (MHz)	Result (dBm)	Factor (dB)	PK Limit (dBm)	Over Limit (dB)	Table (o)	ANT	EUT	Verdict
167.498	-66.19	-17.92	-25.0	-41.19	296.00	Vertical	Vertical	Pass
2559.000	-38.82	8.24	-25.0	-13.82	54.00	Vertical	Vertical	N/A
2627.000	-35.34	8.98	-25.0	-10.34	48.00	Vertical	Vertical	N/A
7978.750	-36.41	18.12	-25.0	-11.41	267.00	Vertical	Vertical	Pass
13430.400	-39.75	16.34	-25.0	-14.75	139.00	Vertical	Vertical	Pass
17963.512	-42.05	13.75	-25.0	-17.05	0.00	Vertical	Vertical	Pass

RSE-V&H LTE Band 41 BW20 CH40765



Frequency (MHz)	Result (dBm)	Factor (dB)	PK Limit (dBm)	Over Limit (dB)	Table (o)	ANT	EUT	Verdict
165.654	-67.17	-17.99	-25.0	-42.17	300.00	Vertical	Horizontal	Pass
2546.100	-39.38	6.93	-25.0	-14.38	88.00	Vertical	Horizontal	N/A
2629.400	-32.65	9.01	-25.0	-7.65	0.00	Vertical	Horizontal	N/A
7995.750	-36.10	18.76	-25.0	-11.10	332.00	Vertical	Horizontal	Pass
13388.401	-39.68	16.90	-25.0	-14.68	208.00	Vertical	Horizontal	Pass
18971.552	-41.86	12.90	-25.0	-16.86	0.00	Vertical	Horizontal	Pass