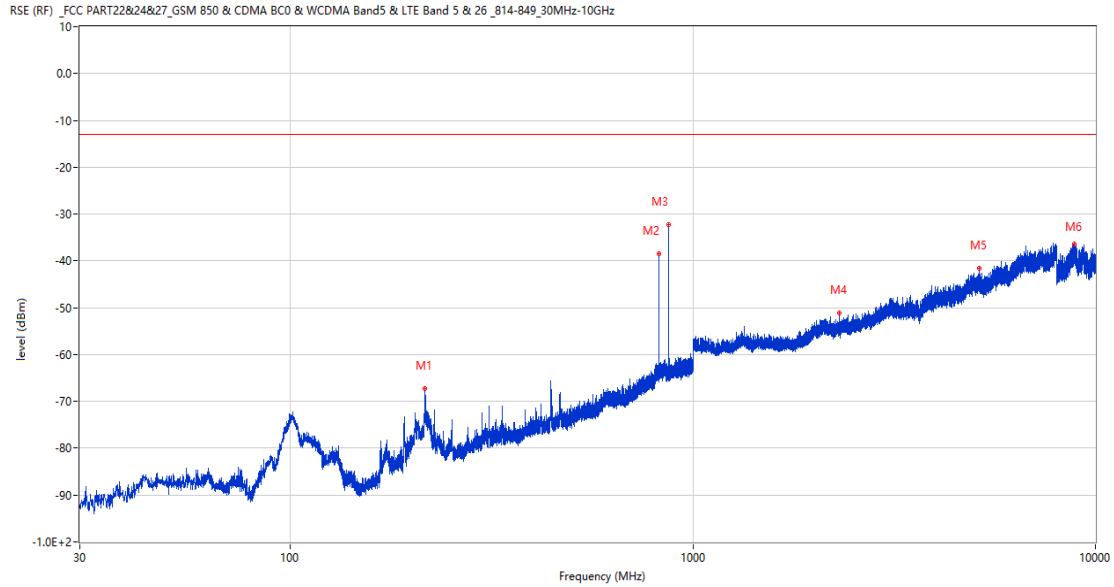


Annex 7. Field Strength of Spurious Radiation

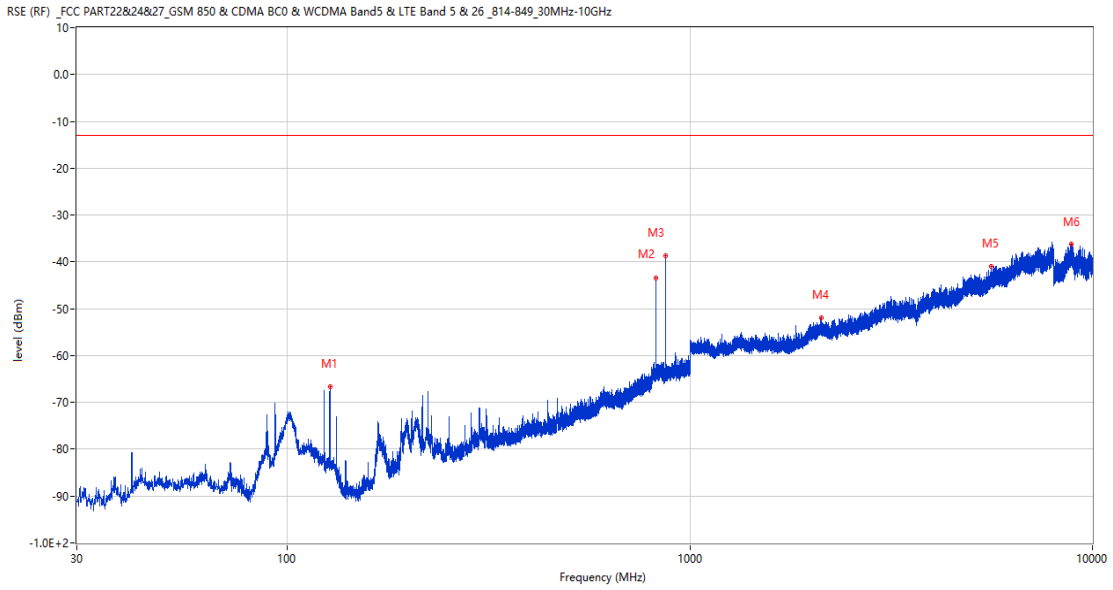
GSM
 1 GSM 850
 1.1 GSM 850 Low Channel

RSE-H&H GSM 850 CH128



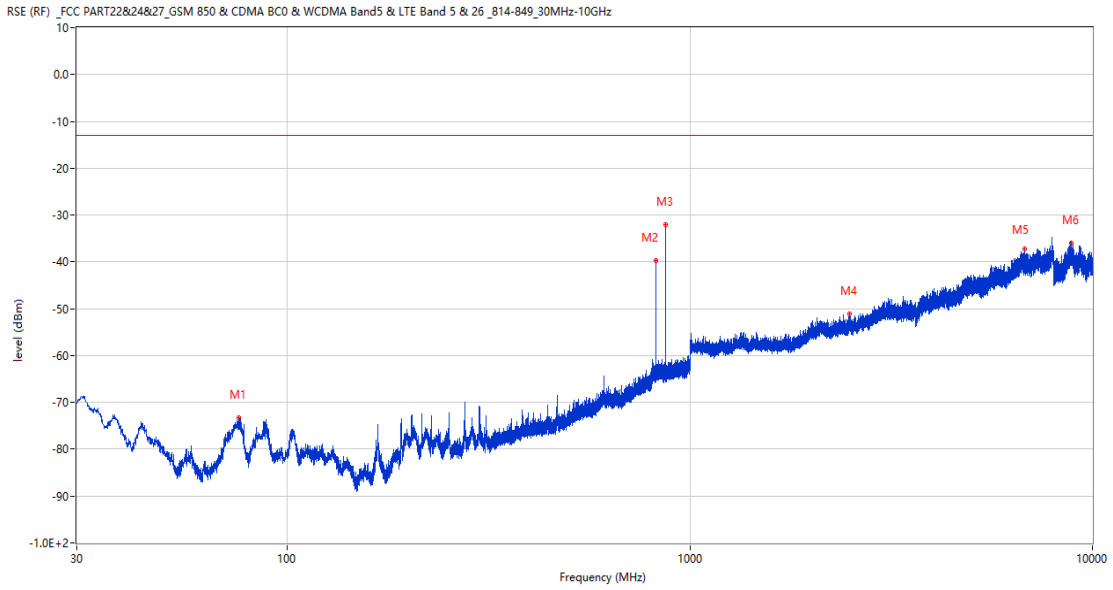
Frequency (MHz)	Result (dBm)	Factor (dB)	PK Limit (dBm)	Over Limit (dB)	Table (o)	ANT	EUT	Verdict
215.804	-67.19	-13.10	-13.0	-54.19	58.00	Horizontal	Horizontal	Pass
824.188	-38.49	6.91	-13.0	-25.49	98.00	Horizontal	Horizontal	N/A
869.244	-32.33	6.36	-13.0	-19.33	94.00	Horizontal	Horizontal	N/A
2307.500	-51.21	-0.23	-13.0	-38.21	340.00	Horizontal	Horizontal	Pass
5156.500	-41.68	12.10	-13.0	-28.68	122.00	Horizontal	Horizontal	Pass
8849.500	-36.42	20.35	-13.0	-23.42	336.00	Horizontal	Horizontal	Pass

RSE-H&V GSM 850 CH128



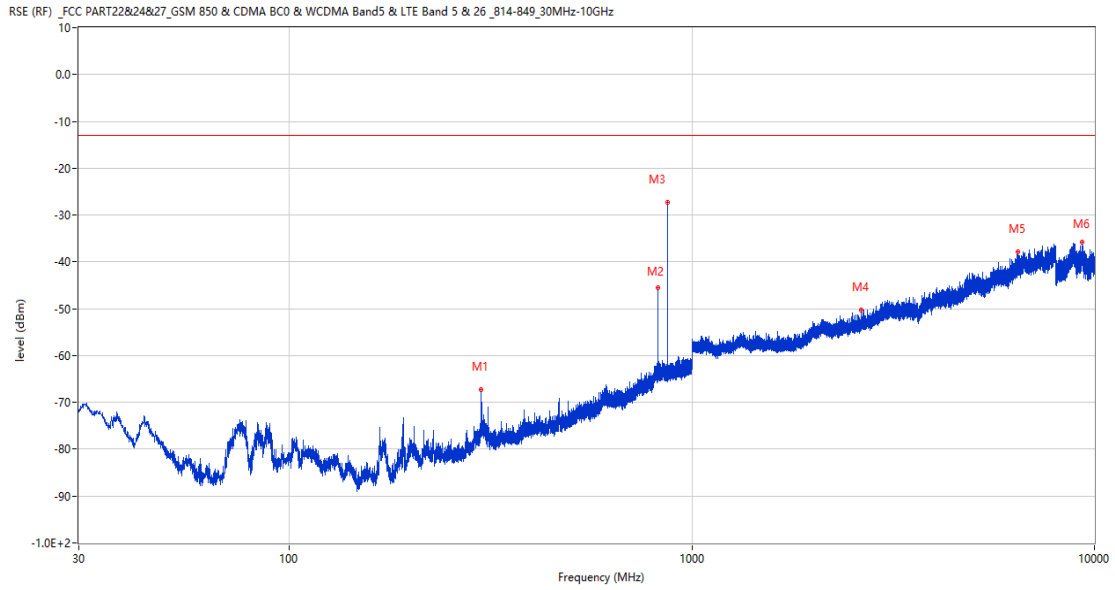
Frequency (MHz)	Result (dBm)	Factor (dB)	PK Limit (dBm)	Over Limit (dB)	Table (o)	ANT	EUT	Verdict
127.582	-66.58	-19.49	-13.0	-53.58	0.00	Horizontal	Vertical	Pass
824.236	-43.55	6.91	-13.0	-30.55	170.00	Horizontal	Vertical	N/A
869.244	-38.63	6.36	-13.0	-25.63	93.00	Horizontal	Vertical	N/A
2118.800	-52.04	-0.06	-13.0	-39.04	360.00	Horizontal	Vertical	Pass
5614.750	-40.86	13.68	-13.0	-27.86	0.00	Horizontal	Vertical	Pass
8843.000	-36.18	20.25	-13.0	-23.18	237.00	Horizontal	Vertical	Pass

RSE-V&V GSM 850 CH128



Frequency (MHz)	Result (dBm)	Factor (dB)	PK Limit (dBm)	Over Limit (dB)	Table (o)	ANT	EUT	Verdict
75.590	-73.35	-19.27	-13.0	-60.35	328.00	Vertical	Vertical	Pass
824.284	-39.69	6.91	-13.0	-26.69	65.00	Vertical	Vertical	N/A
869.196	-32.08	6.35	-13.0	-19.08	158.00	Vertical	Vertical	N/A
2490.300	-51.09	2.04	-13.0	-38.09	166.00	Vertical	Vertical	Pass
6793.750	-37.23	16.52	-13.0	-24.23	360.00	Vertical	Vertical	Pass
8863.600	-36.01	20.19	-13.0	-23.01	138.00	Vertical	Vertical	Pass

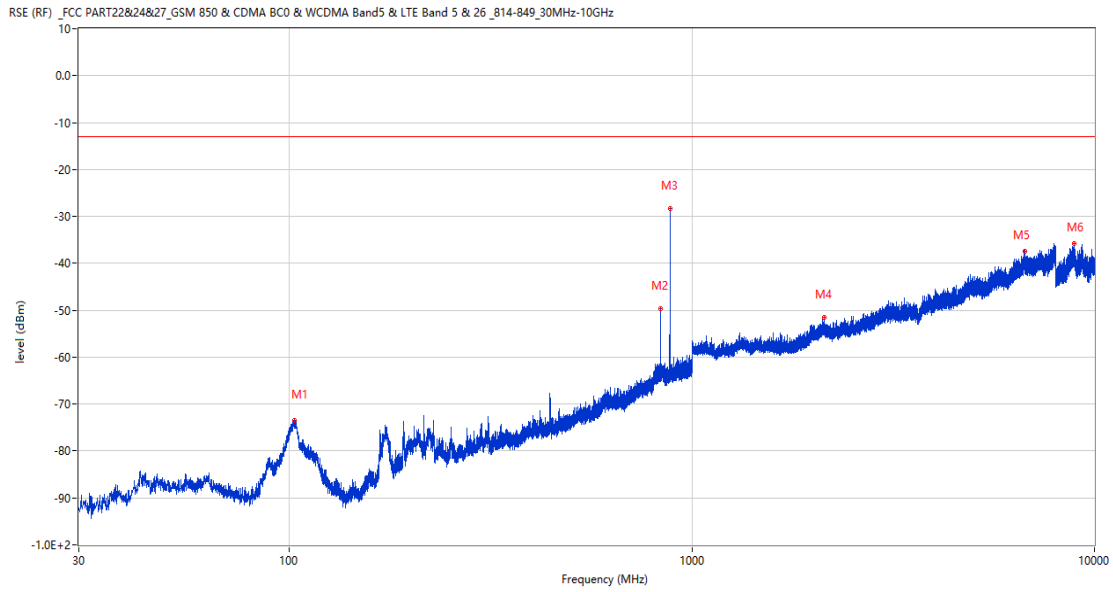
RSE-V&H GSM 850 CH128



Frequency (MHz)	Result (dBm)	Factor (dB)	PK Limit (dBm)	Over Limit (dB)	Table (o)	ANT	EUT	Verdict
299.757	-67.37	-8.87	-13.0	-54.37	256.00	Vertical	Horizontal	Pass
824.284	-45.58	6.91	-13.0	-32.58	125.00	Vertical	Horizontal	N/A
869.244	-27.19	6.36	-13.0	-14.19	120.00	Vertical	Horizontal	N/A
2638.800	-50.33	2.26	-13.0	-37.33	48.00	Vertical	Horizontal	Pass
6455.250	-37.82	16.85	-13.0	-24.82	194.00	Vertical	Horizontal	Pass
9298.099	-35.83	19.75	-13.0	-22.83	208.00	Vertical	Horizontal	Pass

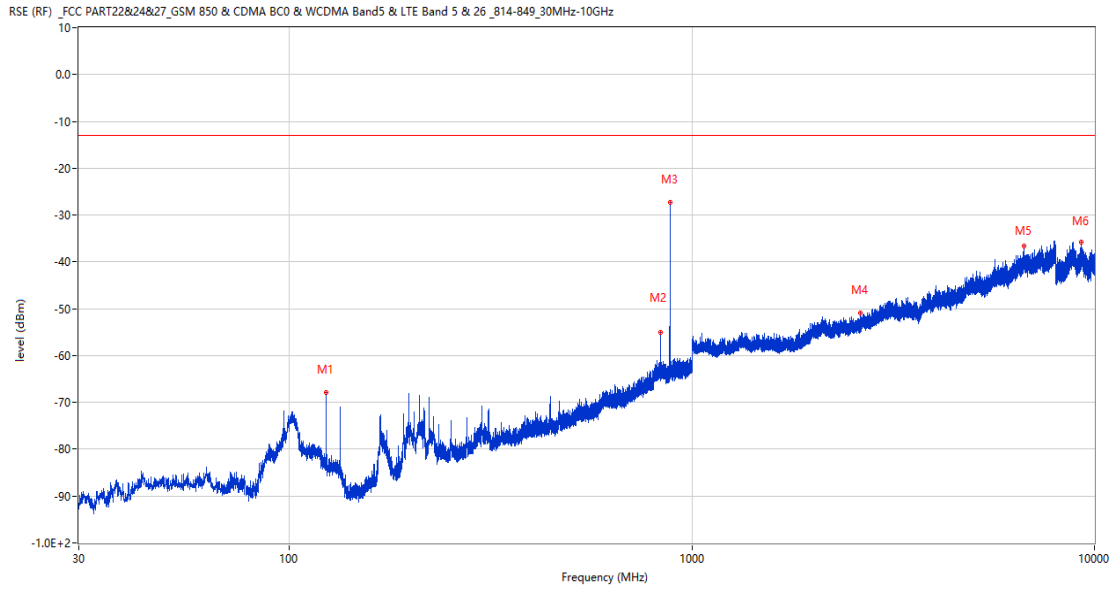
1.2 GSM 850 Middle Channel

RSE-H&H GSM 850 CH190



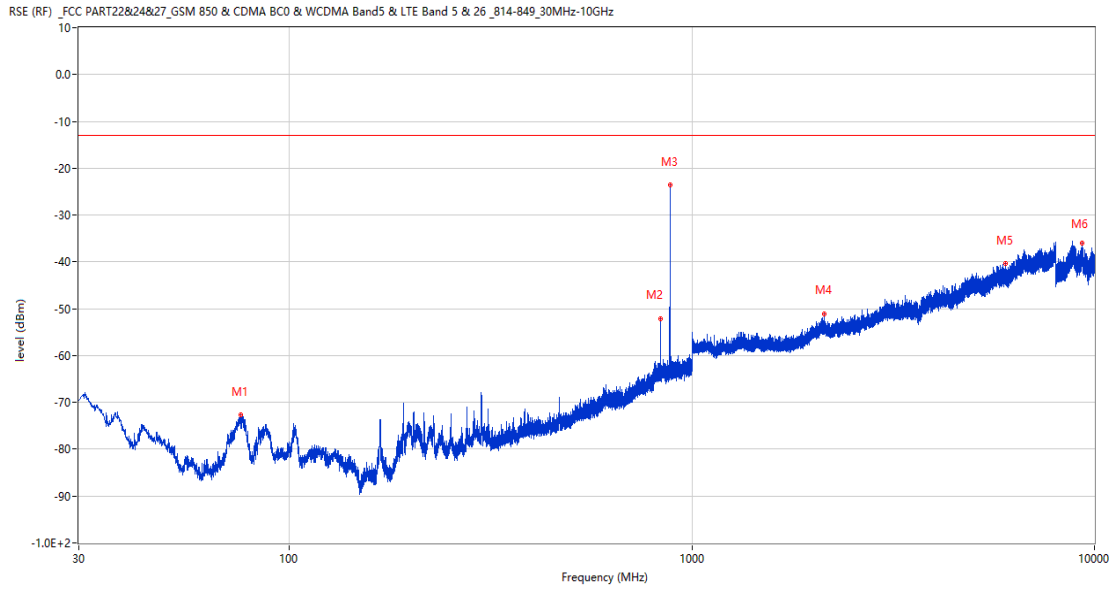
Frequency (MHz)	Result (dBm)	Factor (dB)	PK Limit (dBm)	Over Limit (dB)	Table (o)	ANT	EUT	Verdict
102.896	-73.40	-17.09	-13.0	-60.40	360.00	Horizontal	Horizontal	Pass
836.604	-49.73	7.13	-13.0	-36.73	109.00	Horizontal	Horizontal	N/A
881.660	-28.38	6.75	-13.0	-15.38	98.00	Horizontal	Horizontal	N/A
2130.500	-51.57	-0.34	-13.0	-38.57	117.00	Horizontal	Horizontal	Pass
6729.500	-37.52	16.46	-13.0	-24.52	28.00	Horizontal	Horizontal	Pass
8920.600	-35.87	19.62	-13.0	-22.87	66.00	Horizontal	Horizontal	Pass

RSE-H&V GSM 850 CH190



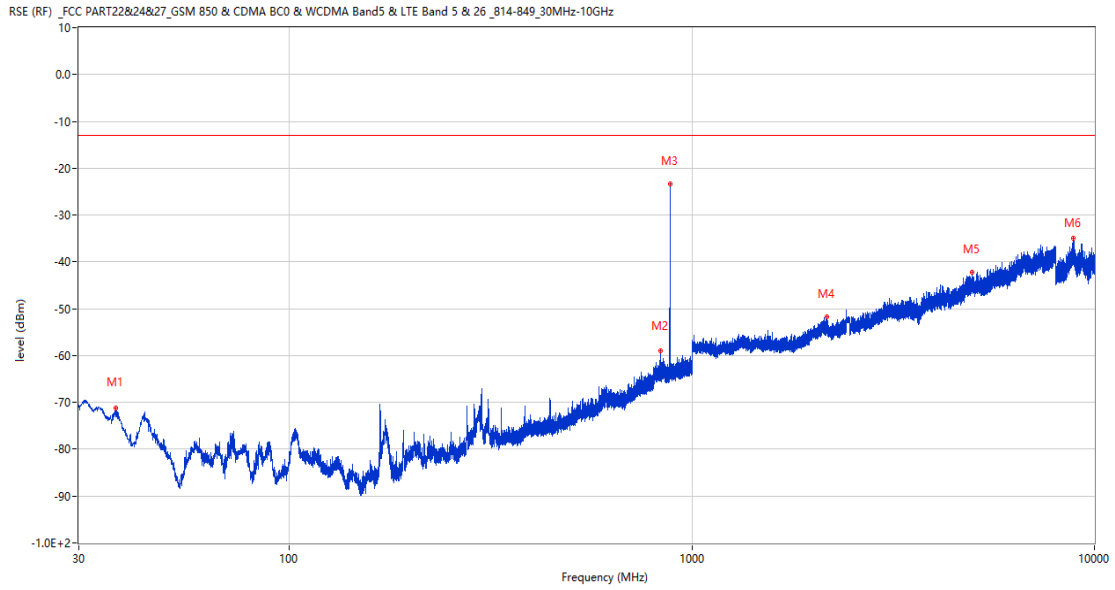
Frequency (MHz)	Result (dBm)	Factor (dB)	PK Limit (dBm)	Over Limit (dB)	Table (o)	ANT	EUT	Verdict
123.460	-67.89	-18.82	-13.0	-54.89	134.00	Horizontal	Vertical	Pass
836.555	-54.95	7.13	-13.0	-41.95	166.00	Horizontal	Vertical	N/A
881.612	-27.35	6.75	-13.0	-14.35	93.00	Horizontal	Vertical	N/A
2614.800	-50.98	1.94	-13.0	-37.98	244.00	Horizontal	Vertical	Pass
6690.250	-36.56	16.99	-13.0	-23.56	154.00	Horizontal	Vertical	Pass
9286.700	-35.76	19.45	-13.0	-22.76	90.00	Horizontal	Vertical	Pass

RSE-V&V GSM 850 CH190



Frequency (MHz)	Result (dBm)	Factor (dB)	PK Limit (dBm)	Over Limit (dB)	Table (o)	ANT	EUT	Verdict
75.638	-72.72	-19.27	-13.0	-59.72	360.00	Vertical	Vertical	Pass
836.555	-52.17	7.13	-13.0	-39.17	37.00	Vertical	Vertical	N/A
881.660	-23.58	6.75	-13.0	-10.58	66.00	Vertical	Vertical	N/A
2133.200	-51.02	-0.38	-13.0	-38.02	129.00	Vertical	Vertical	Pass
6002.750	-40.28	15.17	-13.0	-27.28	153.00	Vertical	Vertical	Pass
9306.299	-35.97	19.71	-13.0	-22.97	165.00	Vertical	Vertical	Pass

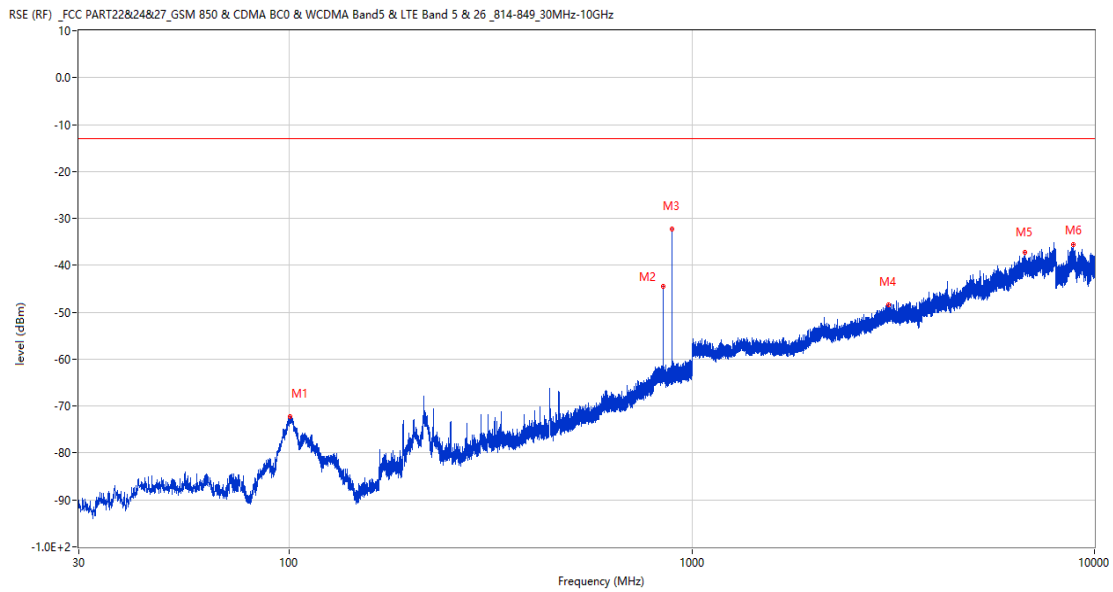
RSE-V&H GSM 850 CH190



Frequency (MHz)	Result (dBm)	Factor (dB)	PK Limit (dBm)	Over Limit (dB)	Table (o)	ANT	EUT	Verdict
36.984	-71.16	-19.98	-13.0	-58.16	13.00	Vertical	Horizontal	Pass
836.652	-59.02	7.13	-13.0	-46.02	232.00	Vertical	Horizontal	N/A
881.612	-23.28	6.75	-13.0	-10.28	58.00	Vertical	Horizontal	N/A
2169.600	-51.74	-0.07	-13.0	-38.74	255.00	Vertical	Horizontal	Pass
4968.750	-42.14	13.53	-13.0	-29.14	80.00	Vertical	Horizontal	Pass
8860.000	-35.04	20.24	-13.0	-22.04	165.00	Vertical	Horizontal	Pass

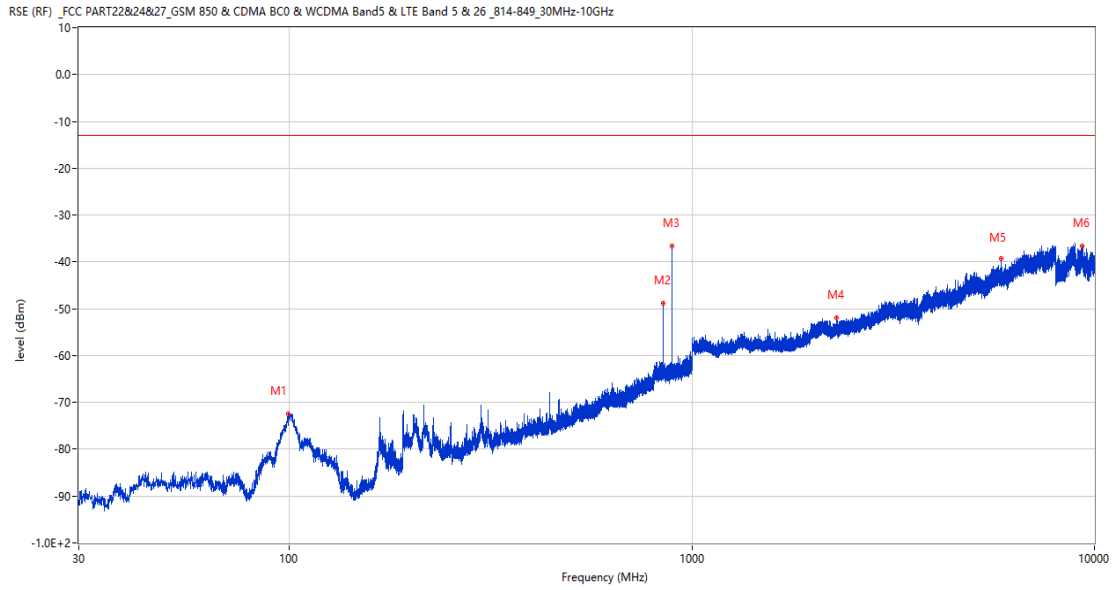
1.3 GSM 850 High Channel

RSE-H&H GSM 850 CH251



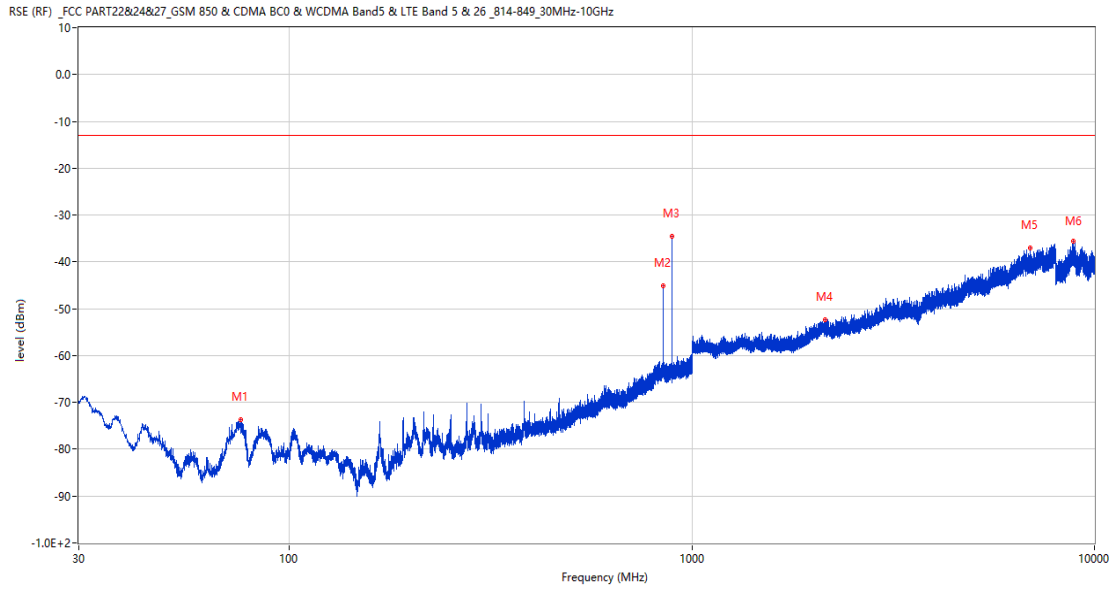
Frequency (MHz)	Result (dBm)	Factor (dB)	PK Limit (dBm)	Over Limit (dB)	Table (o)	ANT	EUT	Verdict
100.519	-72.21	-17.15	-13.0	-59.21	15.00	Horizontal	Horizontal	Pass
848.874	-44.54	7.31	-13.0	-31.54	74.00	Horizontal	Horizontal	N/A
893.833	-32.23	6.89	-13.0	-19.23	82.00	Horizontal	Horizontal	N/A
3086.250	-48.50	7.00	-13.0	-35.50	90.00	Horizontal	Horizontal	Pass
6732.000	-37.13	16.29	-13.0	-24.13	195.00	Horizontal	Horizontal	Pass
8857.700	-35.66	20.27	-13.0	-22.66	105.00	Horizontal	Horizontal	Pass

RSE-H&V GSM 850 CH251



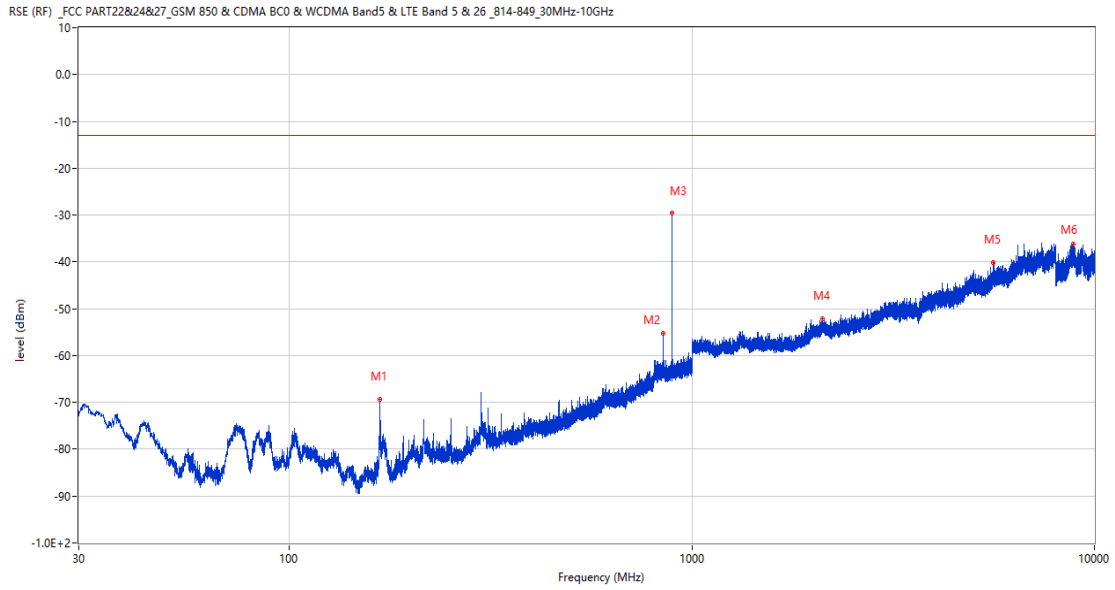
Frequency (MHz)	Result (dBm)	Factor (dB)	PK Limit (dBm)	Over Limit (dB)	Table (o)	ANT	EUT	Verdict
99.549	-72.43	-17.15	-13.0	-59.43	2.00	Horizontal	Vertical	Pass
848.874	-48.77	7.31	-13.0	-35.77	343.00	Horizontal	Vertical	N/A
893.882	-36.60	6.88	-13.0	-23.60	95.00	Horizontal	Vertical	N/A
2288.300	-51.97	0.67	-13.0	-38.97	345.00	Horizontal	Vertical	Pass
5863.750	-39.36	14.65	-13.0	-26.36	360.00	Horizontal	Vertical	Pass
9302.901	-36.59	19.76	-13.0	-23.59	109.00	Horizontal	Vertical	Pass

RSE-V&V GSM 850 CH251



Frequency (MHz)	Result (dBm)	Factor (dB)	PK Limit (dBm)	Over Limit (dB)	Table (o)	ANT	EUT	Verdict
75.638	-73.78	-19.27	-13.0	-60.78	327.00	Vertical	Vertical	Pass
848.874	-45.05	7.31	-13.0	-32.05	76.00	Vertical	Vertical	N/A
893.882	-34.55	6.88	-13.0	-21.55	57.00	Vertical	Vertical	N/A
2141.300	-52.36	-0.14	-13.0	-39.36	0.00	Vertical	Vertical	Pass
6919.500	-37.06	16.49	-13.0	-24.06	184.00	Vertical	Vertical	Pass
8881.800	-35.66	19.97	-13.0	-22.66	107.00	Vertical	Vertical	Pass

RSE-V&H GSM 850 CH251

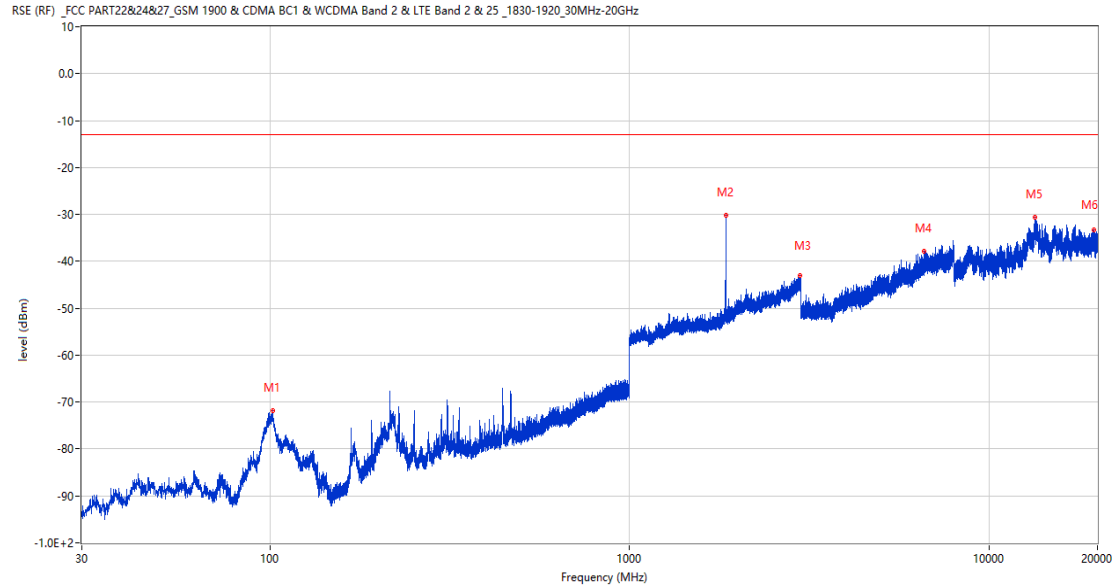


Frequency (MHz)	Result (dBm)	Factor (dB)	PK Limit (dBm)	Over Limit (dB)	Table (o)	ANT	EUT	Verdict
167.934	-69.44	-16.15	-13.0	-56.44	144.00	Vertical	Horizontal	Pass
848.874	-55.15	7.31	-13.0	-42.15	328.00	Vertical	Horizontal	N/A
893.833	-29.63	6.89	-13.0	-16.63	111.00	Vertical	Horizontal	N/A
2115.200	-52.23	0.06	-13.0	-39.23	250.00	Vertical	Horizontal	Pass
5619.250	-40.09	13.49	-13.0	-27.09	301.00	Vertical	Horizontal	Pass
8855.500	-36.20	20.29	-13.0	-23.20	294.00	Vertical	Horizontal	Pass

2 GSM 1900

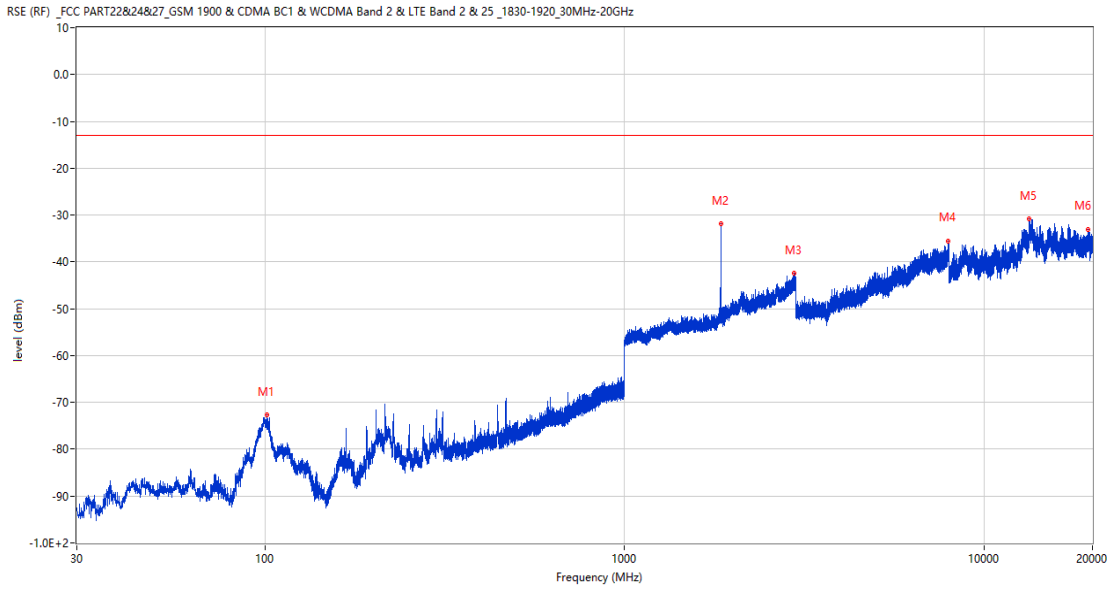
2.1 GSM 1900 Low Channel

RSE-H&H GSM 1900 CH512



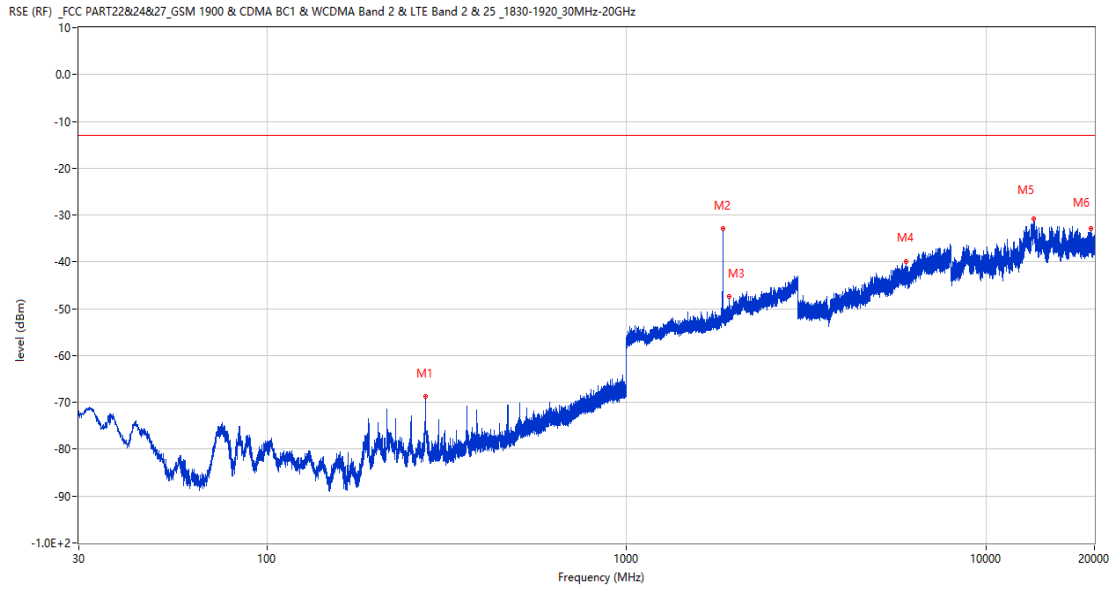
Frequency (MHz)	Result (dBm)	Factor (dB)	PK Limit (dBm)	Over Limit (dB)	Table (o)	ANT	EUT	Verdict
101.877	-71.84	-18.58	-13.0	-58.84	0.00	Horizontal	Horizontal	Pass
1851.000	-30.28	2.54	-13.0	-17.28	188.00	Horizontal	Horizontal	N/A
2969.800	-42.95	11.87	-13.0	-29.95	194.00	Horizontal	Horizontal	Pass
6606.000	-37.89	15.93	-13.0	-24.89	215.00	Horizontal	Horizontal	Pass
13427.875	-30.59	24.66	-13.0	-17.59	26.00	Horizontal	Horizontal	Pass
19565.363	-33.35	21.47	-13.0	-20.35	0.00	Horizontal	Horizontal	Pass

RSE-H&V GSM 1900 CH512



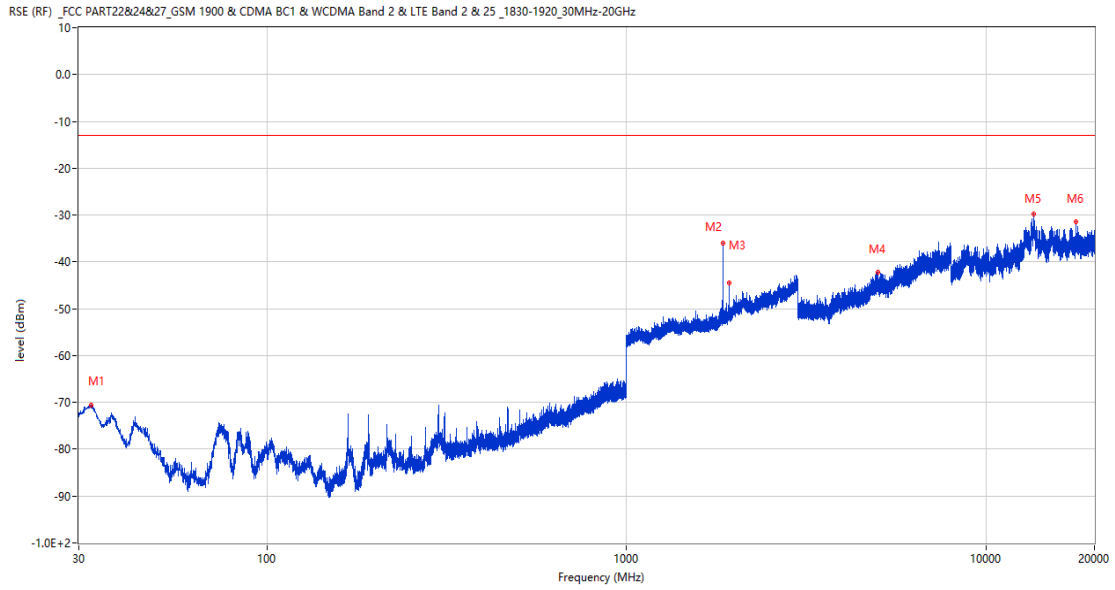
Frequency (MHz)	Result (dBm)	Factor (dB)	PK Limit (dBm)	Over Limit (dB)	Table (o)	ANT	EUT	Verdict
101.440	-72.76	-18.64	-13.0	-59.76	351.00	Horizontal	Vertical	Pass
1851.000	-31.89	2.54	-13.0	-18.89	197.00	Horizontal	Vertical	N/A
2953.400	-42.35	10.97	-13.0	-29.35	79.00	Horizontal	Vertical	Pass
7959.500	-35.48	18.29	-13.0	-22.48	229.00	Horizontal	Vertical	Pass
13362.987	-30.74	24.62	-13.0	-17.74	118.00	Horizontal	Vertical	Pass
19499.024	-33.15	21.45	-13.0	-20.15	335.00	Horizontal	Vertical	Pass

RSE-V&V GSM 1900 CH512



Frequency (MHz)	Result (dBm)	Factor (dB)	PK Limit (dBm)	Over Limit (dB)	Table (o)	ANT	EUT	Verdict
275.846	-68.75	-12.43	-13.0	-55.75	0.00	Vertical	Vertical	Pass
1851.000	-32.94	2.54	-13.0	-19.94	64.00	Vertical	Vertical	N/A
1931.200	-47.45	3.16	-13.0	-34.45	246.00	Vertical	Vertical	N/A
6003.500	-40.02	15.22	-13.0	-27.02	120.00	Vertical	Vertical	Pass
13567.799	-30.77	25.10	-13.0	-17.77	243.00	Vertical	Vertical	Pass
19600.525	-32.88	21.48	-13.0	-19.88	157.00	Vertical	Vertical	Pass

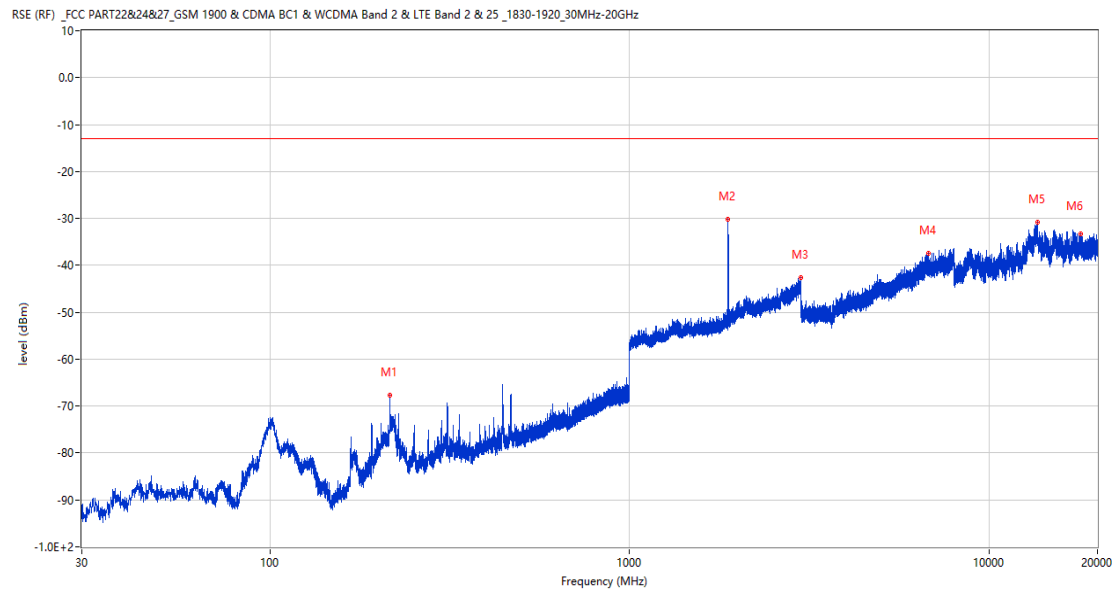
RSE-V&H GSM 1900 CH512



Frequency (MHz)	Result (dBm)	Factor (dB)	PK Limit (dBm)	Over Limit (dB)	Table (o)	ANT	EUT	Verdict
32.425	-70.62	-23.17	-13.0	-57.62	176.00	Vertical	Horizontal	Pass
1851.000	-36.07	2.54	-13.0	-23.07	44.00	Vertical	Horizontal	N/A
1931.100	-44.55	3.16	-13.0	-31.55	68.00	Vertical	Horizontal	N/A
5008.500	-42.28	12.51	-13.0	-29.28	113.00	Vertical	Horizontal	Pass
13565.987	-29.77	25.11	-13.0	-16.77	349.00	Vertical	Horizontal	Pass
17802.525	-31.51	22.74	-13.0	-18.51	88.00	Vertical	Horizontal	Pass

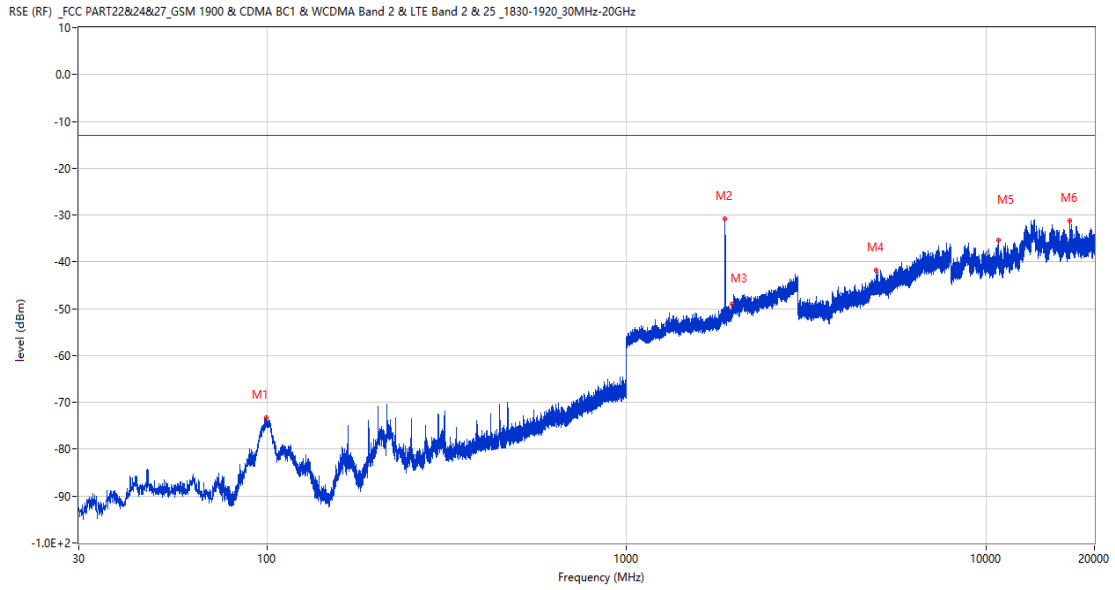
2.2 GSM 1900 Middle Channel

RSE-H&H GSM 1900 CH661



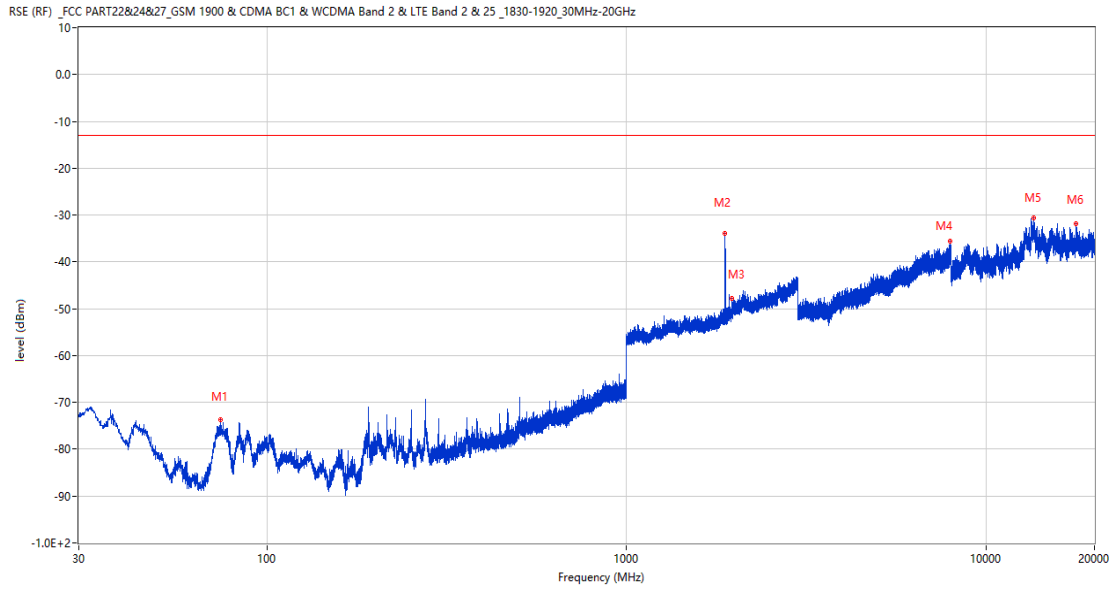
Frequency (MHz)	Result (dBm)	Factor (dB)	PK Limit (dBm)	Over Limit (dB)	Table (o)	ANT	EUT	Verdict
215.949	-67.68	-15.19	-13.0	-54.68	222.00	Horizontal	Horizontal	Pass
1880.900	-30.26	2.77	-13.0	-17.26	191.00	Horizontal	Horizontal	N/A
2992.000	-42.72	10.76	-13.0	-29.72	221.00	Horizontal	Horizontal	Pass
6789.250	-37.39	16.39	-13.0	-24.39	360.00	Horizontal	Horizontal	Pass
13600.787	-30.75	24.87	-13.0	-17.75	361.00	Horizontal	Horizontal	Pass
17951.513	-33.39	22.08	-13.0	-20.39	262.00	Horizontal	Horizontal	Pass

RSE-H&V GSM 1900 CH661



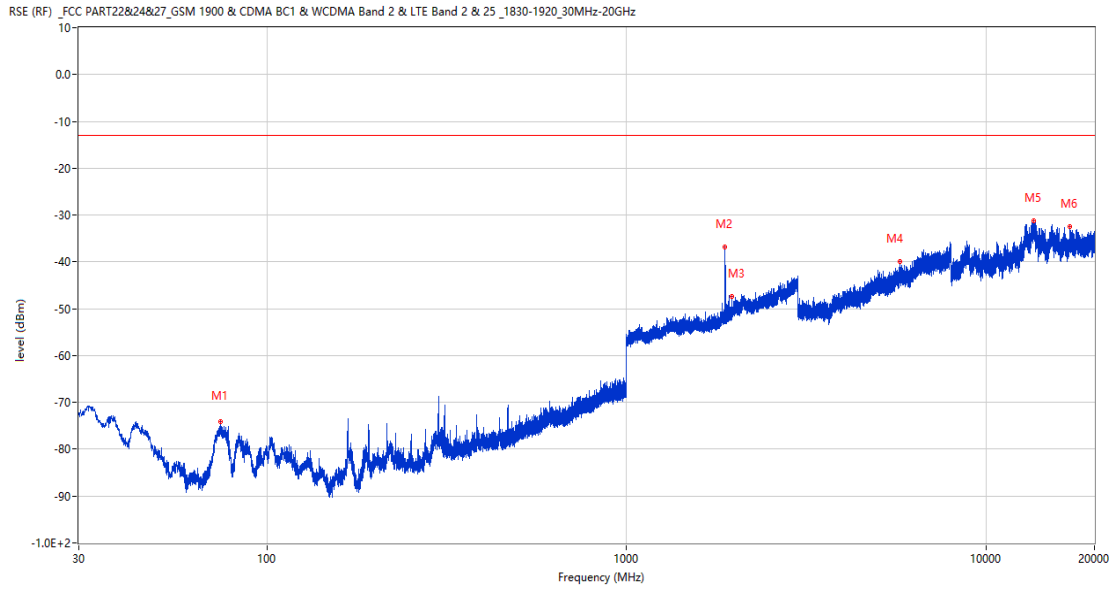
Frequency (MHz)	Result (dBm)	Factor (dB)	PK Limit (dBm)	Over Limit (dB)	Table (o)	ANT	EUT	Verdict
99.598	-73.35	-18.64	-13.0	-60.35	0.00	Horizontal	Vertical	Pass
1880.700	-30.90	2.76	-13.0	-17.90	223.00	Horizontal	Vertical	N/A
1958.600	-49.12	3.46	-13.0	-36.12	241.00	Horizontal	Vertical	N/A
4954.250	-41.72	12.85	-13.0	-28.72	360.00	Horizontal	Vertical	Pass
10794.900	-35.43	19.69	-13.0	-22.43	164.00	Horizontal	Vertical	Pass
17123.926	-31.31	23.60	-13.0	-18.31	127.00	Horizontal	Vertical	Pass

RSE-V&V GSM 1900 CH661



Frequency (MHz)	Result (dBm)	Factor (dB)	PK Limit (dBm)	Over Limit (dB)	Table (o)	ANT	EUT	Verdict
74.135	-73.70	-20.12	-13.0	-60.70	360.00	Vertical	Vertical	Pass
1880.700	-33.89	2.76	-13.0	-20.89	68.00	Vertical	Vertical	N/A
1960.900	-47.90	3.39	-13.0	-34.90	138.00	Vertical	Vertical	N/A
7931.000	-35.67	18.76	-13.0	-22.67	31.00	Vertical	Vertical	Pass
13570.700	-30.61	25.08	-13.0	-17.61	306.00	Vertical	Vertical	Pass
17804.337	-31.79	22.68	-13.0	-18.79	3.00	Vertical	Vertical	Pass

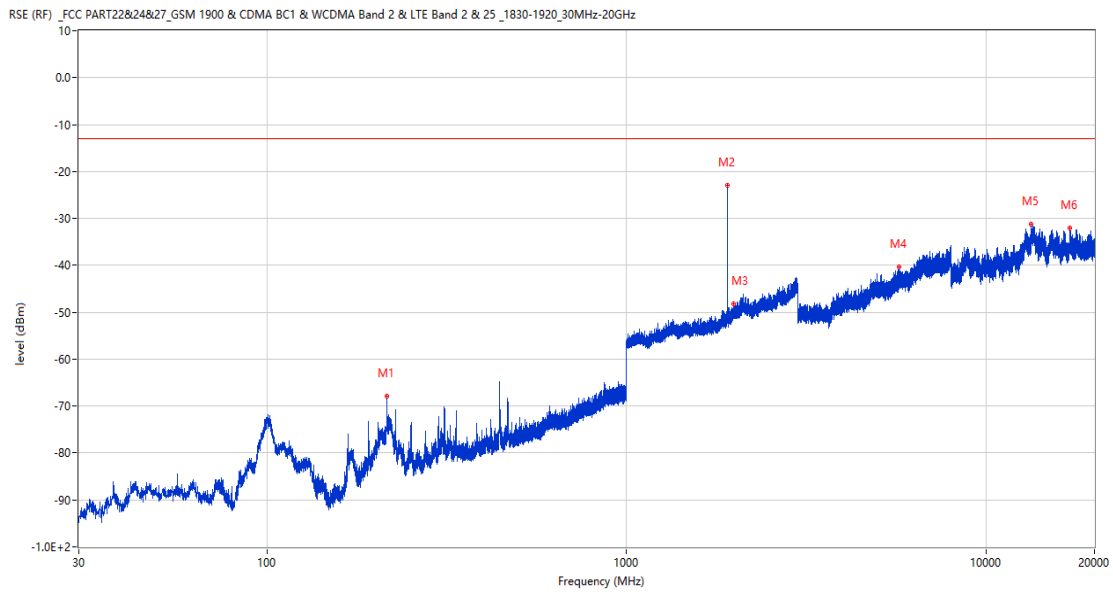
RSE-V&H GSM 1900 CH661



Frequency (MHz)	Result (dBm)	Factor (dB)	PK Limit (dBm)	Over Limit (dB)	Table (o)	ANT	EUT	Verdict
74.281	-74.04	-20.15	-13.0	-61.04	360.00	Vertical	Horizontal	Pass
1880.900	-36.85	2.77	-13.0	-23.85	43.00	Vertical	Horizontal	N/A
1960.500	-47.29	3.41	-13.0	-34.29	0.00	Vertical	Horizontal	N/A
5768.500	-39.99	14.37	-13.0	-26.99	237.00	Vertical	Horizontal	Pass
13567.075	-31.20	25.10	-13.0	-18.20	157.00	Vertical	Horizontal	Pass
17062.662	-32.56	22.82	-13.0	-19.56	172.00	Vertical	Horizontal	Pass

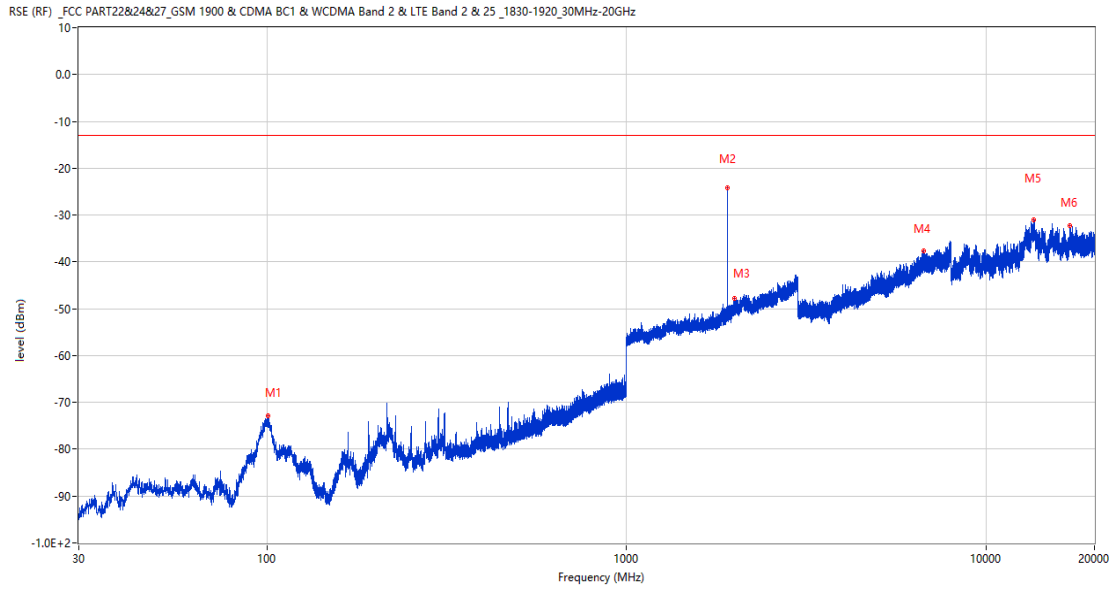
2.3 GSM 1900 High Channel

RSE-H&H GSM 1900 CH810



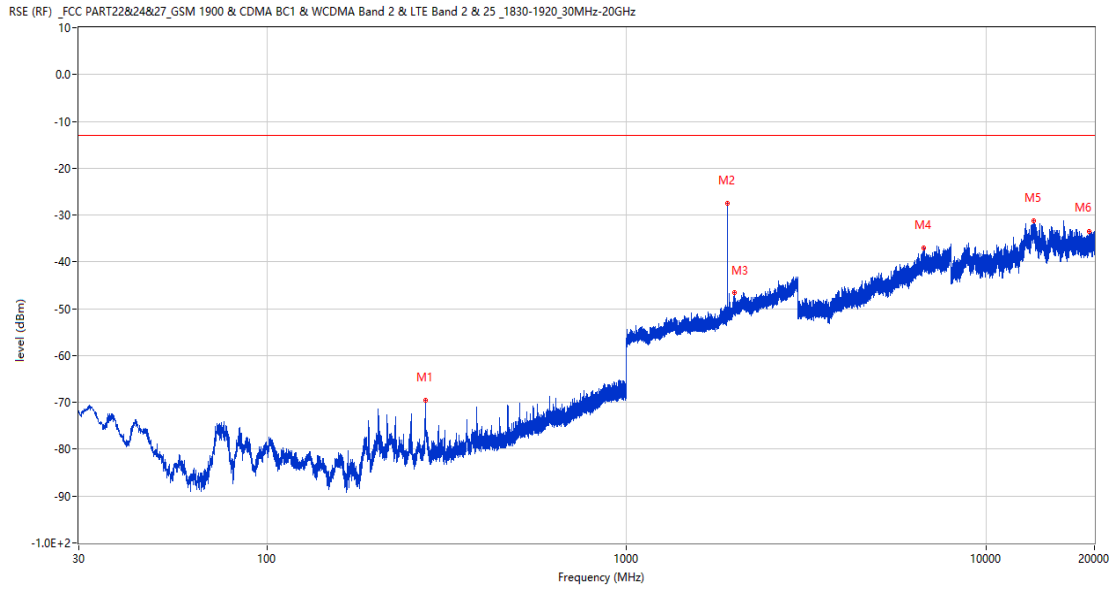
Frequency (MHz)	Result (dBm)	Factor (dB)	PK Limit (dBm)	Over Limit (dB)	Table (o)	ANT	EUT	Verdict
215.804	-67.91	-15.21	-13.0	-54.91	61.00	Horizontal	Horizontal	Pass
1910.600	-22.98	3.10	-13.0	-9.98	182.00	Horizontal	Horizontal	N/A
1983.900	-48.21	4.17	-13.0	-35.21	89.00	Horizontal	Horizontal	N/A
5738.250	-40.41	13.91	-13.0	-27.41	311.00	Horizontal	Horizontal	Pass
13357.187	-31.18	24.58	-13.0	-18.18	333.00	Horizontal	Horizontal	Pass
17092.025	-32.16	23.49	-13.0	-19.16	112.00	Horizontal	Horizontal	Pass

RSE-H&V GSM 1900 CH810



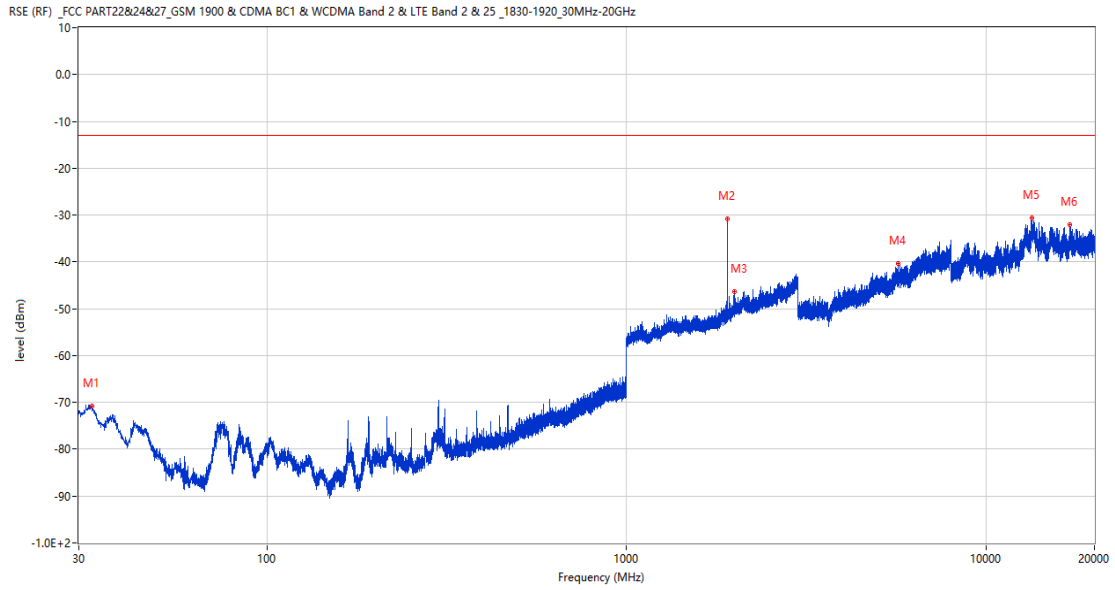
Frequency (MHz)	Result (dBm)	Factor (dB)	PK Limit (dBm)	Over Limit (dB)	Table (o)	ANT	EUT	Verdict
100.519	-72.83	-18.61	-13.0	-59.83	0.00	Horizontal	Vertical	Pass
1910.600	-24.26	3.10	-13.0	-11.26	223.00	Horizontal	Vertical	N/A
1993.800	-47.87	4.36	-13.0	-34.87	294.00	Horizontal	Vertical	N/A
6694.250	-37.72	16.97	-13.0	-24.72	167.00	Horizontal	Vertical	Pass
13571.063	-31.07	25.07	-13.0	-18.07	232.00	Horizontal	Vertical	Pass
17078.613	-32.35	23.18	-13.0	-19.35	320.00	Horizontal	Vertical	Pass

RSE-V&V GSM 1900 CH810



Frequency (MHz)	Result (dBm)	Factor (dB)	PK Limit (dBm)	Over Limit (dB)	Table (o)	ANT	EUT	Verdict
275.992	-69.55	-12.43	-13.0	-56.55	2.00	Vertical	Vertical	Pass
1910.700	-27.58	3.11	-13.0	-14.58	69.00	Vertical	Vertical	N/A
1990.900	-46.64	4.51	-13.0	-33.64	110.00	Vertical	Vertical	N/A
6699.500	-37.10	16.88	-13.0	-24.10	50.00	Vertical	Vertical	Pass
13531.550	-31.18	24.75	-13.0	-18.18	113.00	Vertical	Vertical	Pass
19358.738	-33.45	21.42	-13.0	-20.45	259.00	Vertical	Vertical	Pass

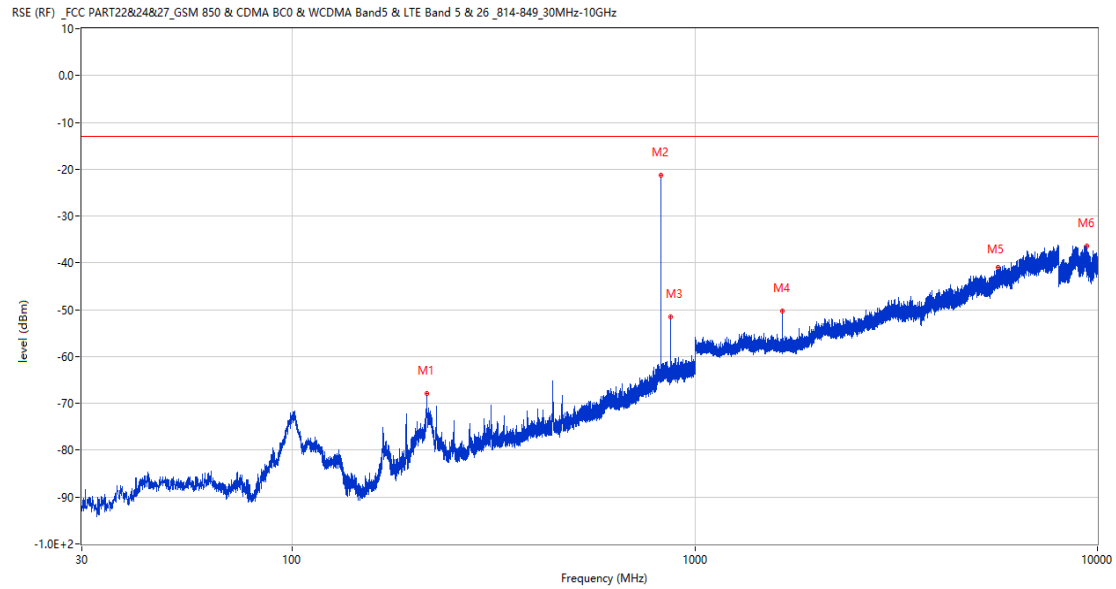
RSE-V&H GSM 1900 CH810



Frequency (MHz)	Result (dBm)	Factor (dB)	PK Limit (dBm)	Over Limit (dB)	Table (o)	ANT	EUT	Verdict
32.571	-70.71	-23.28	-13.0	-57.71	197.00	Vertical	Horizontal	Pass
1910.600	-30.75	3.10	-13.0	-17.75	45.00	Vertical	Horizontal	N/A
1990.900	-46.33	4.51	-13.0	-33.33	3.00	Vertical	Horizontal	N/A
5702.750	-40.34	13.27	-13.0	-27.34	73.00	Vertical	Horizontal	Pass
13372.412	-30.60	24.68	-13.0	-17.60	205.00	Vertical	Horizontal	Pass
17106.525	-32.06	23.65	-13.0	-19.06	219.00	Vertical	Horizontal	Pass

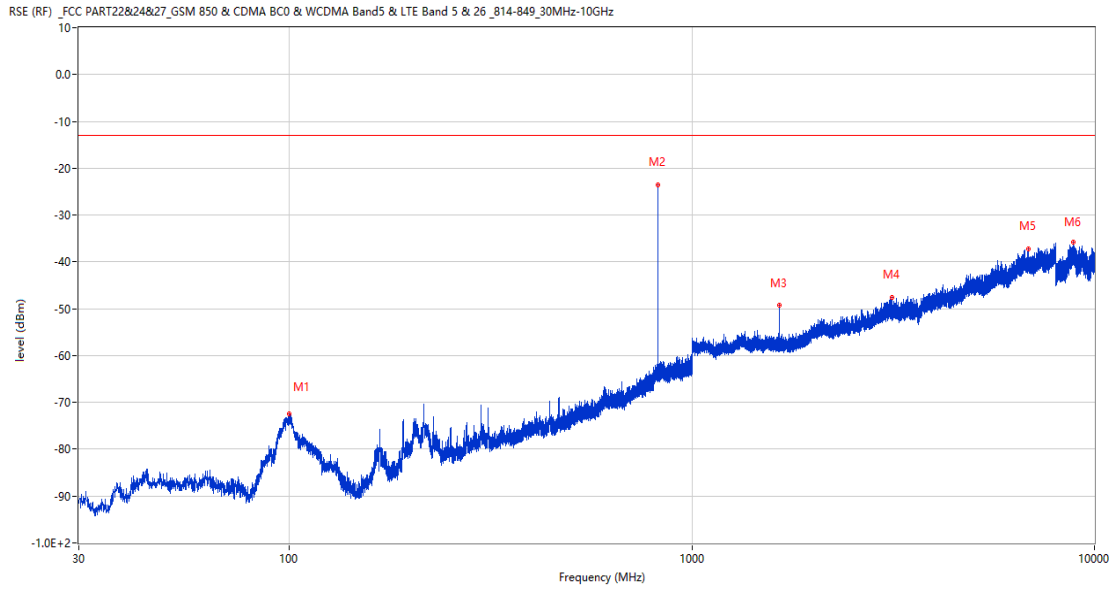
EGPRS
 3 EGPRS 850
 3.1 EGPRS 850 Low Channel

RSE-H&H EGPRS 850 CH128



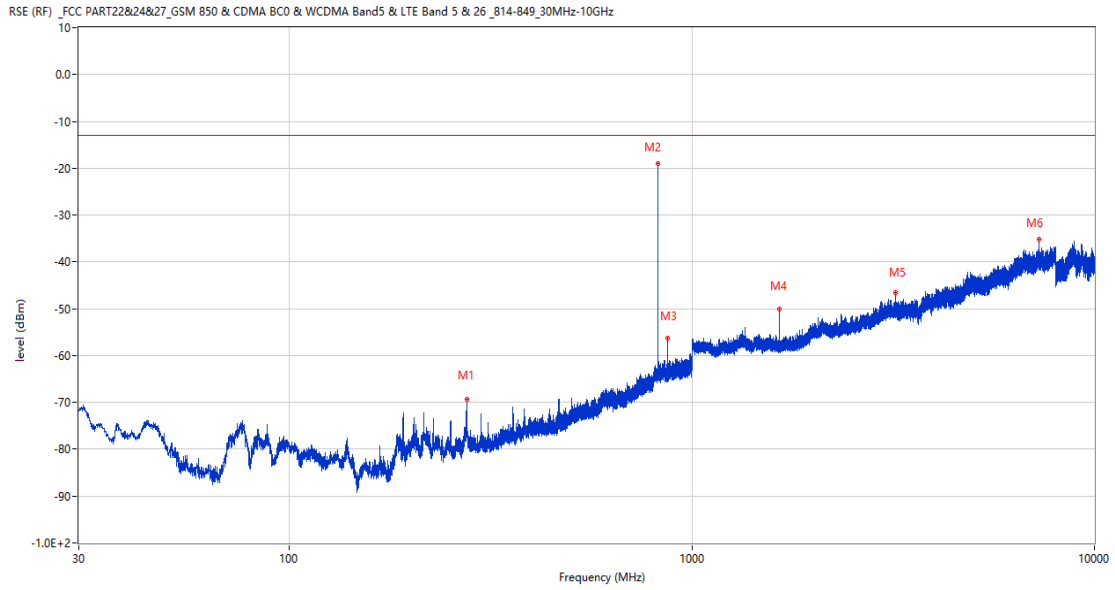
Frequency (MHz)	Result (dBm)	Factor (dB)	PK Limit (dBm)	Over Limit (dB)	Table (o)	ANT	EUT	Verdict
215.949	-67.96	-13.08	-13.0	-54.96	30.00	Horizontal	Horizontal	Pass
824.236	-21.36	6.91	-13.0	-8.36	317.00	Horizontal	Horizontal	N/A
869.244	-51.55	6.36	-13.0	-38.55	99.00	Horizontal	Horizontal	N/A
1649.200	-50.32	-3.69	-13.0	-37.32	138.00	Horizontal	Horizontal	Pass
5665.500	-41.00	13.43	-13.0	-28.00	151.00	Horizontal	Horizontal	Pass
9431.900	-36.31	18.36	-13.0	-23.31	237.00	Horizontal	Horizontal	Pass

RSE-H&V EGPRS 850 CH128



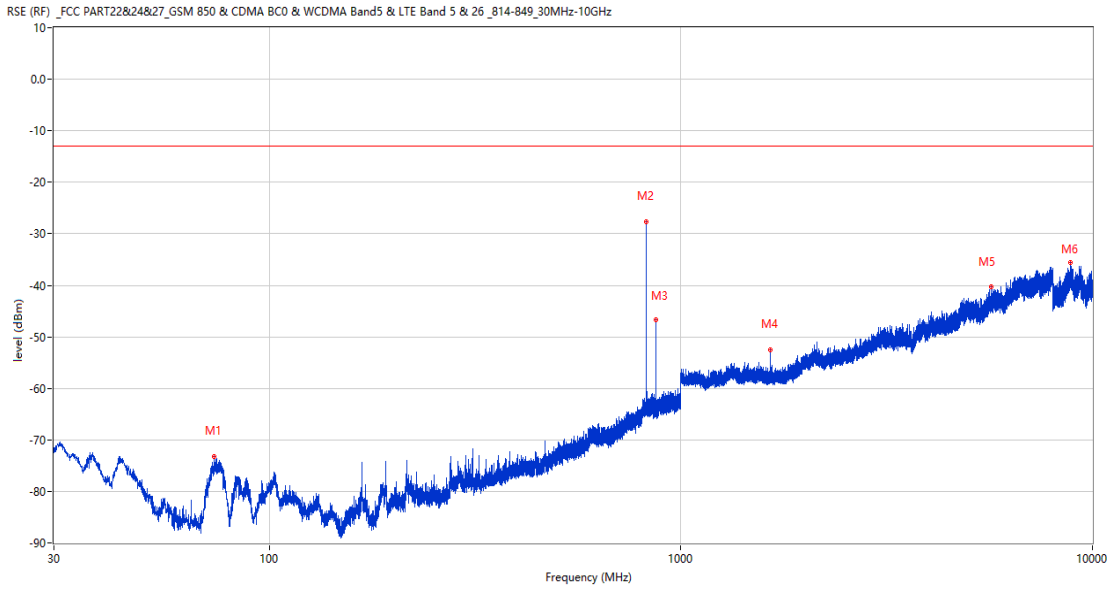
Frequency (MHz)	Result (dBm)	Factor (dB)	PK Limit (dBm)	Over Limit (dB)	Table (o)	ANT	EUT	Verdict
99.695	-72.53	-17.15	-13.0	-59.53	0.00	Horizontal	Vertical	Pass
824.236	-23.60	6.91	-13.0	-10.60	81.00	Horizontal	Vertical	N/A
1649.500	-49.27	-3.69	-13.0	-36.27	142.00	Horizontal	Vertical	Pass
3138.250	-47.61	6.69	-13.0	-34.61	59.00	Horizontal	Vertical	Pass
6863.000	-37.22	16.42	-13.0	-24.22	196.00	Horizontal	Vertical	Pass
8855.400	-35.84	20.29	-13.0	-22.84	360.00	Horizontal	Vertical	Pass

RSE-V&V EGPRS 850 CH128



Frequency (MHz)	Result (dBm)	Factor (dB)	PK Limit (dBm)	Over Limit (dB)	Table (o)	ANT	EUT	Verdict
275.944	-69.40	-10.05	-13.0	-56.40	41.00	Vertical	Vertical	Pass
824.236	-19.00	6.91	-13.0	-6.00	17.00	Vertical	Vertical	N/A
869.147	-56.23	6.35	-13.0	-43.23	129.00	Vertical	Vertical	N/A
1649.000	-50.14	-3.69	-13.0	-37.14	155.00	Vertical	Vertical	Pass
3212.250	-46.59	5.98	-13.0	-33.59	69.00	Vertical	Vertical	Pass
7266.250	-35.12	17.43	-13.0	-22.12	352.00	Vertical	Vertical	Pass

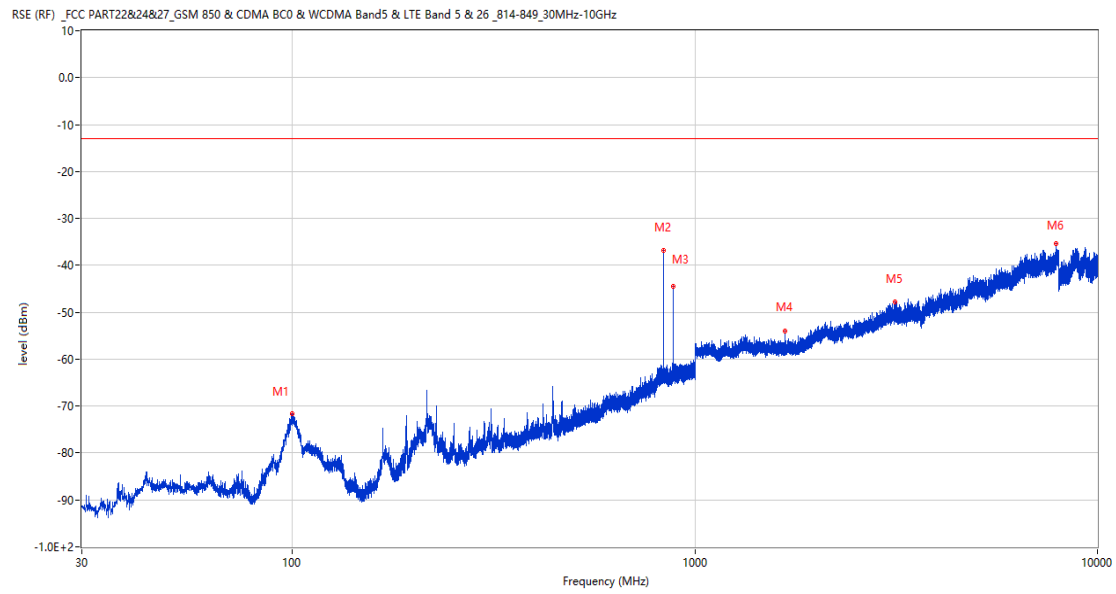
RSE-V&H EGPRS 850 CH128



Frequency (MHz)	Result (dBm)	Factor (dB)	PK Limit (dBm)	Over Limit (dB)	Table (o)	ANT	EUT	Verdict
73.602	-73.25	-18.83	-13.0	-60.25	360.00	Vertical	Horizontal	Pass
824.188	-27.64	6.91	-13.0	-14.64	45.00	Vertical	Horizontal	N/A
869.244	-46.75	6.36	-13.0	-33.75	115.00	Vertical	Horizontal	N/A
1649.200	-52.49	-3.69	-13.0	-39.49	12.00	Vertical	Horizontal	Pass
5687.750	-40.28	13.74	-13.0	-27.28	48.00	Vertical	Horizontal	Pass
8853.401	-35.65	20.32	-13.0	-22.65	96.00	Vertical	Horizontal	Pass

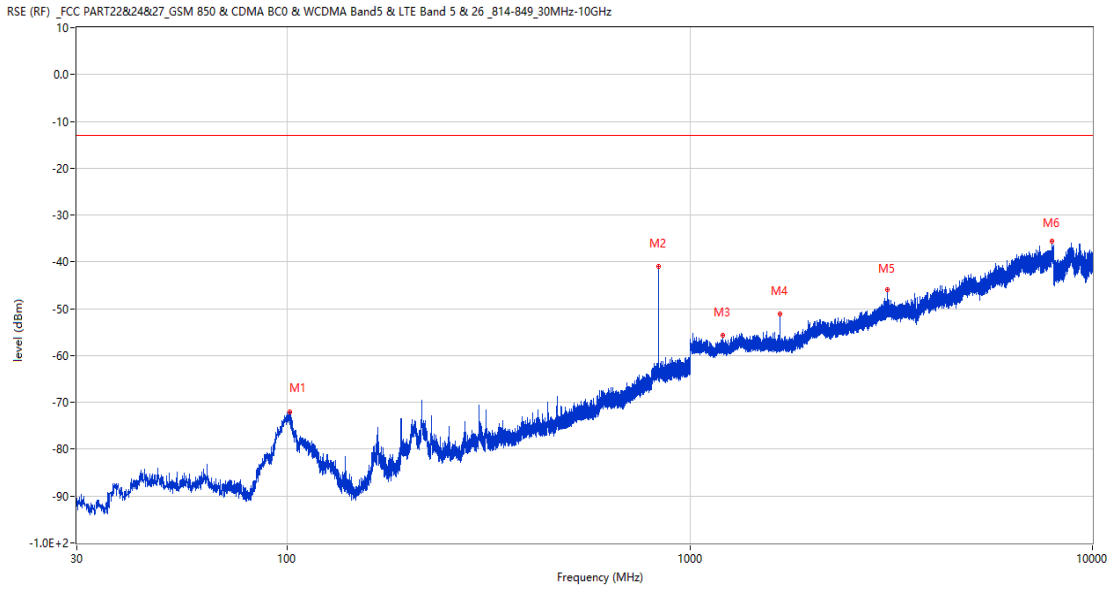
3.2 EGPRS 850 Middle Channel

RSE-H&H EGPRS 850 CH190



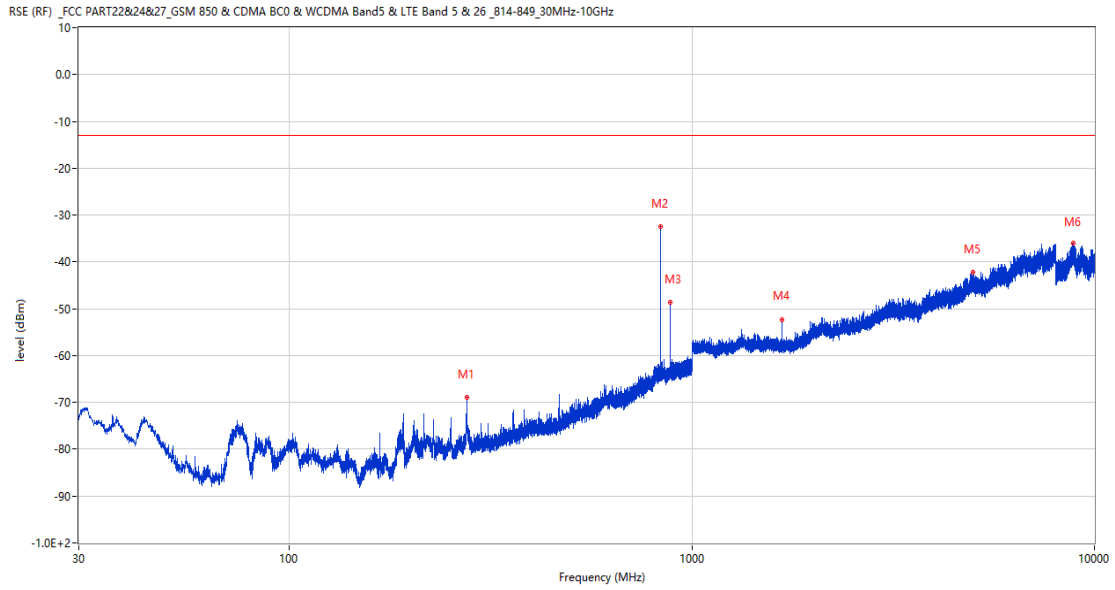
Frequency (MHz)	Result (dBm)	Factor (dB)	PK Limit (dBm)	Over Limit (dB)	Table (o)	ANT	EUT	Verdict
99.695	-71.68	-17.15	-13.0	-58.68	6.00	Horizontal	Horizontal	Pass
836.604	-36.90	7.13	-13.0	-23.90	299.00	Horizontal	Horizontal	N/A
881.563	-44.45	6.75	-13.0	-31.45	95.00	Horizontal	Horizontal	N/A
1673.900	-53.98	-3.60	-13.0	-40.98	197.00	Horizontal	Horizontal	Pass
3134.500	-47.82	7.00	-13.0	-34.82	18.00	Horizontal	Horizontal	Pass
7911.250	-35.43	18.16	-13.0	-22.43	133.00	Horizontal	Horizontal	Pass

RSE-H&V EGPRS 850 CH190



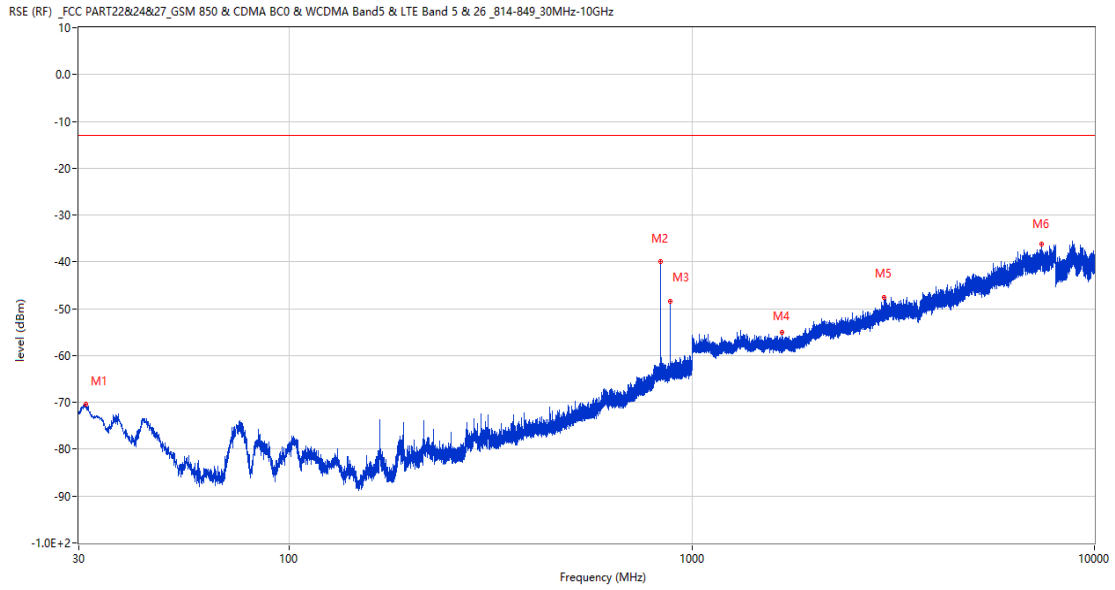
Frequency (MHz)	Result (dBm)	Factor (dB)	PK Limit (dBm)	Over Limit (dB)	Table (o)	ANT	EUT	Verdict
101.198	-72.11	-17.12	-13.0	-59.11	360.00	Horizontal	Vertical	Pass
836.652	-41.06	7.13	-13.0	-28.06	114.00	Horizontal	Vertical	N/A
1207.200	-55.58	-3.75	-13.0	-42.58	144.00	Horizontal	Vertical	Pass
1673.700	-51.15	-3.60	-13.0	-38.15	227.00	Horizontal	Vertical	Pass
3099.250	-45.98	6.34	-13.0	-32.98	49.00	Horizontal	Vertical	Pass
7938.250	-35.63	18.93	-13.0	-22.63	92.00	Horizontal	Vertical	Pass

RSE-V&V EGPRS 850 CH190



Frequency (MHz)	Result (dBm)	Factor (dB)	PK Limit (dBm)	Over Limit (dB)	Table (o)	ANT	EUT	Verdict
275.944	-69.02	-10.05	-13.0	-56.02	42.00	Vertical	Vertical	Pass
836.604	-32.47	7.13	-13.0	-19.47	0.00	Vertical	Vertical	N/A
881.563	-48.71	6.75	-13.0	-35.71	156.00	Vertical	Vertical	N/A
1674.000	-52.26	-3.60	-13.0	-39.26	94.00	Vertical	Vertical	Pass
5004.000	-42.14	12.61	-13.0	-29.14	205.00	Vertical	Vertical	Pass
8845.799	-35.92	20.29	-13.0	-22.92	292.00	Vertical	Vertical	Pass

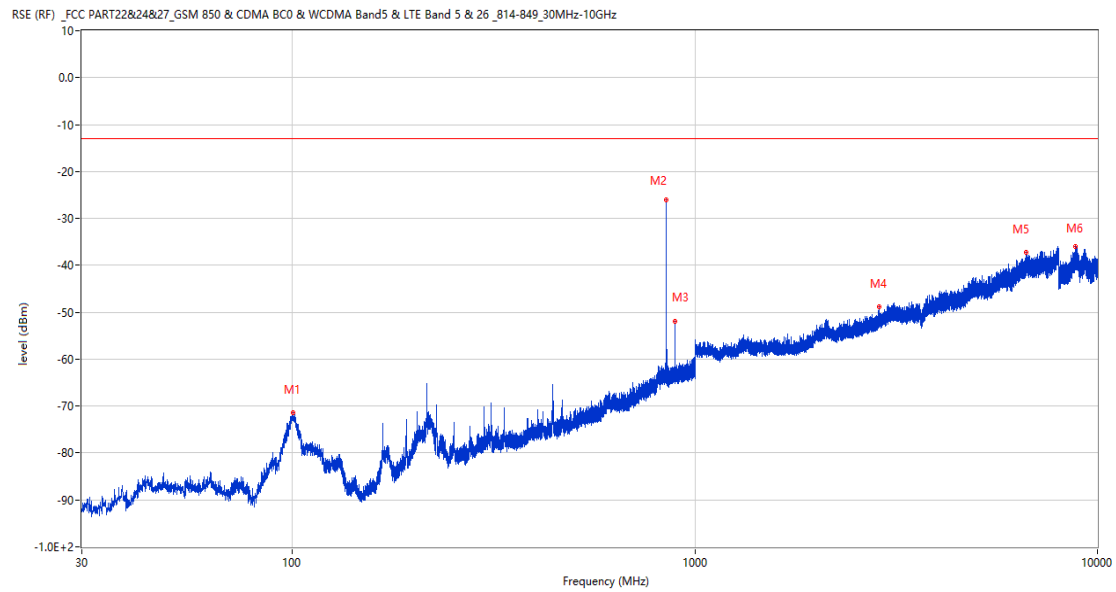
RSE-V&H EGPRS 850 CH190



Frequency (MHz)	Result (dBm)	Factor (dB)	PK Limit (dBm)	Over Limit (dB)	Table (o)	ANT	EUT	Verdict
31.261	-70.39	-22.29	-13.0	-57.39	192.00	Vertical	Horizontal	Pass
836.652	-39.98	7.13	-13.0	-26.98	52.00	Vertical	Horizontal	N/A
881.660	-48.42	6.75	-13.0	-35.42	68.00	Vertical	Horizontal	N/A
1673.800	-55.10	-3.60	-13.0	-42.10	28.00	Vertical	Horizontal	Pass
3010.000	-47.60	5.71	-13.0	-34.60	59.00	Vertical	Horizontal	Pass
7405.750	-36.12	17.97	-13.0	-23.12	310.00	Vertical	Horizontal	Pass

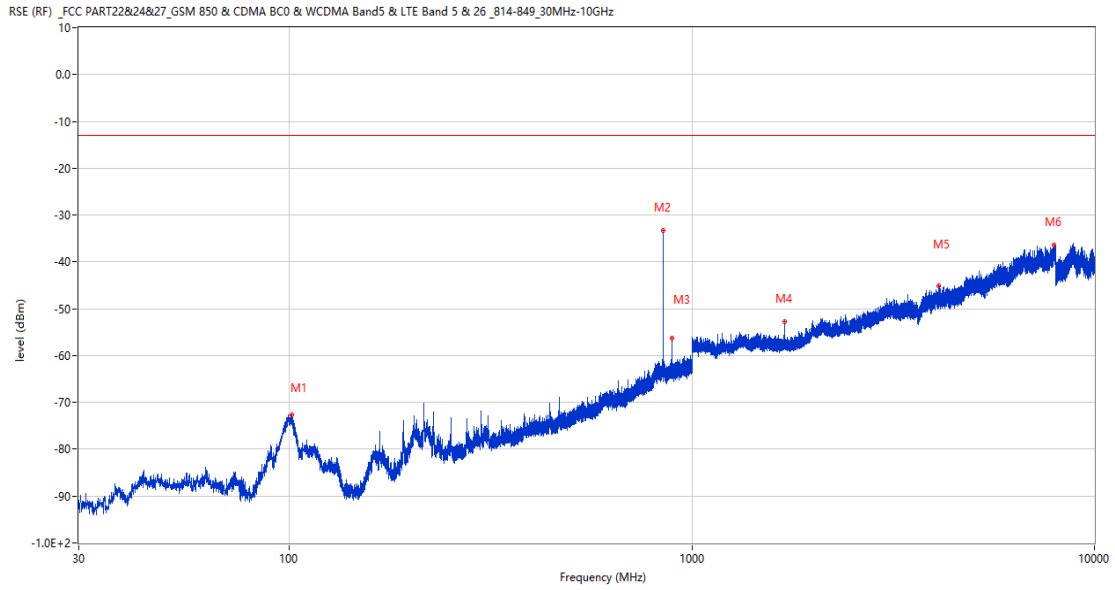
3.3 EGPRS 850 High Channel

RSE-H&H EGPRS 850 CH251



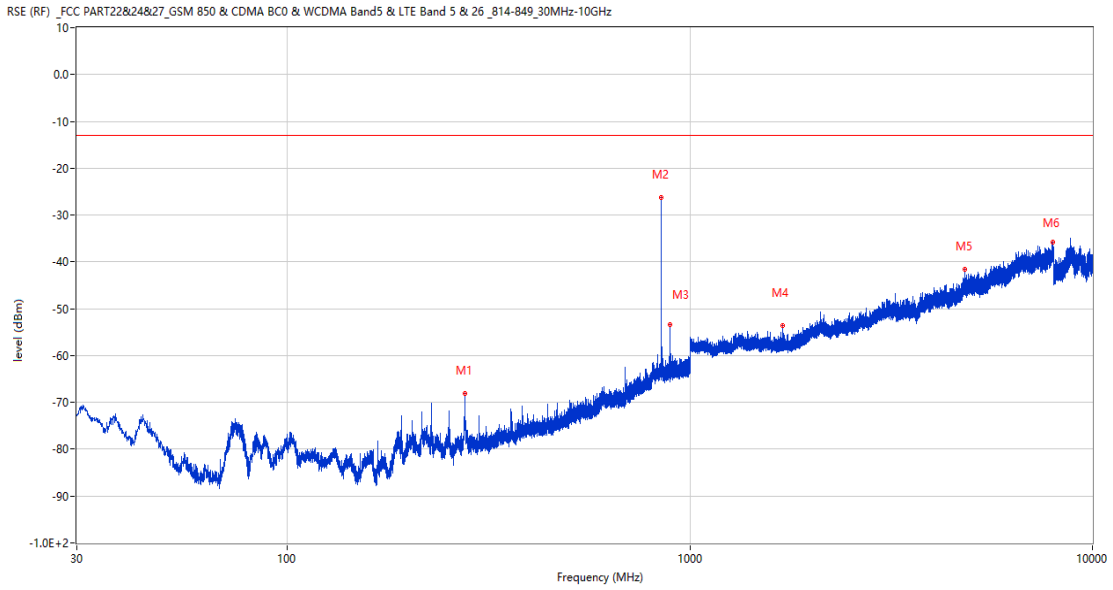
Frequency (MHz)	Result (dBm)	Factor (dB)	PK Limit (dBm)	Over Limit (dB)	Table (o)	ANT	EUT	Verdict
100.179	-71.42	-17.15	-13.0	-58.42	0.00	Horizontal	Horizontal	Pass
848.825	-26.11	7.31	-13.0	-13.11	48.00	Horizontal	Horizontal	N/A
893.785	-52.02	6.89	-13.0	-39.02	89.00	Horizontal	Horizontal	N/A
2863.700	-48.75	3.78	-13.0	-35.75	150.00	Horizontal	Horizontal	Pass
6666.500	-37.29	16.50	-13.0	-24.29	0.00	Horizontal	Horizontal	Pass
8833.700	-36.05	20.09	-13.0	-23.05	123.00	Horizontal	Horizontal	Pass

RSE-H&V EGPRS 850 CH251



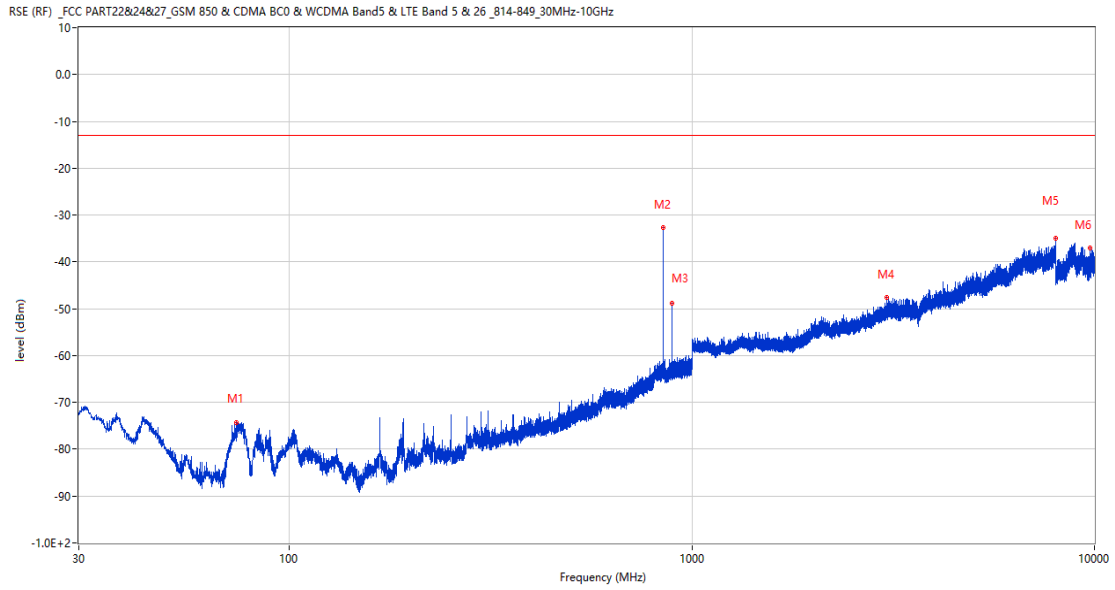
Frequency (MHz)	Result (dBm)	Factor (dB)	PK Limit (dBm)	Over Limit (dB)	Table (o)	ANT	EUT	Verdict
101.489	-72.75	-17.14	-13.0	-59.75	360.00	Horizontal	Vertical	Pass
848.777	-33.40	7.31	-13.0	-20.40	77.00	Horizontal	Vertical	N/A
893.882	-56.32	6.88	-13.0	-43.32	202.00	Horizontal	Vertical	N/A
1698.200	-52.68	-3.60	-13.0	-39.68	184.00	Horizontal	Vertical	Pass
4102.500	-45.13	10.09	-13.0	-32.13	153.00	Horizontal	Vertical	Pass
7941.000	-36.50	18.97	-13.0	-23.50	112.00	Horizontal	Vertical	Pass

RSE-V&V EGPRS 850 CH251



Frequency (MHz)	Result (dBm)	Factor (dB)	PK Limit (dBm)	Over Limit (dB)	Table (o)	ANT	EUT	Verdict
275.846	-68.18	-10.04	-13.0	-55.18	31.00	Vertical	Vertical	Pass
848.825	-26.28	7.31	-13.0	-13.28	51.00	Vertical	Vertical	N/A
893.785	-53.39	6.89	-13.0	-40.39	358.00	Vertical	Vertical	N/A
1698.700	-53.59	-3.62	-13.0	-40.59	22.00	Vertical	Vertical	Pass
4814.500	-41.60	12.93	-13.0	-28.60	152.00	Vertical	Vertical	Pass
7973.250	-35.69	18.11	-13.0	-22.69	152.00	Vertical	Vertical	Pass

RSE-V&H EGPRS 850 CH251

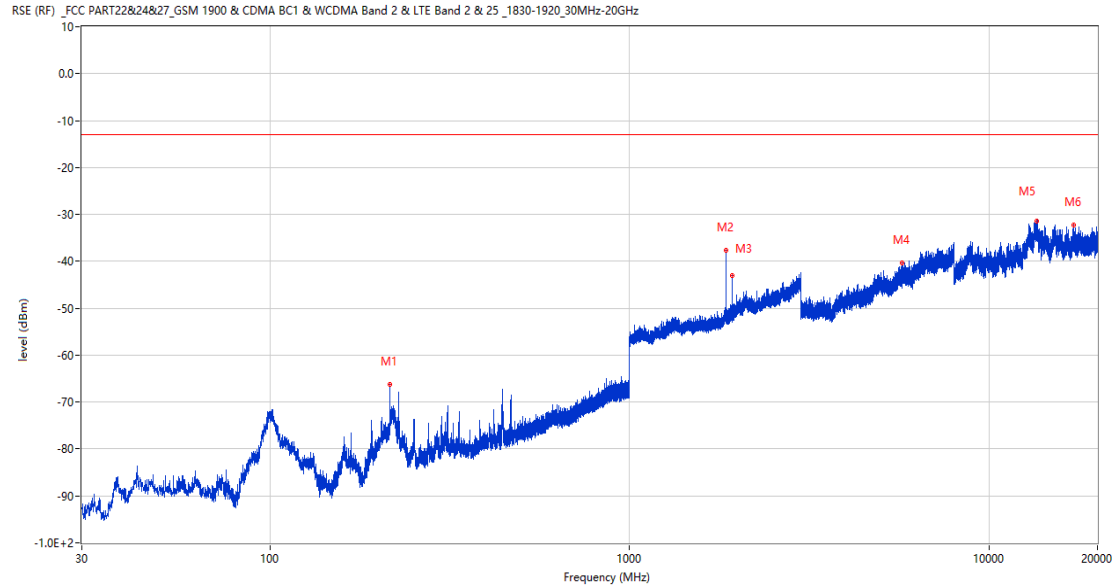


Frequency (MHz)	Result (dBm)	Factor (dB)	PK Limit (dBm)	Over Limit (dB)	Table (o)	ANT	EUT	Verdict
74.038	-74.22	-18.89	-13.0	-61.22	360.00	Vertical	Horizontal	Pass
848.825	-32.74	7.31	-13.0	-19.74	58.00	Vertical	Horizontal	N/A
893.785	-48.75	6.89	-13.0	-35.75	54.00	Vertical	Horizontal	N/A
3044.250	-47.64	6.99	-13.0	-34.64	310.00	Vertical	Horizontal	Pass
7993.500	-34.99	18.59	-13.0	-21.99	132.00	Vertical	Horizontal	Pass
9749.300	-37.05	16.97	-13.0	-24.05	279.00	Vertical	Horizontal	Pass

4 EGPRS 1900

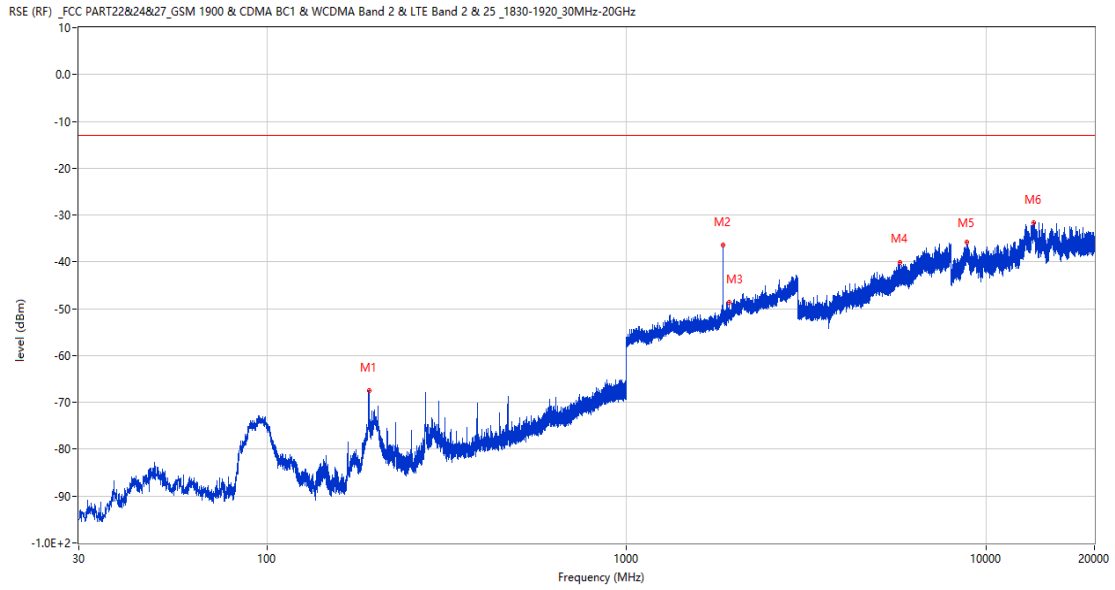
4.1 EGPRS 1900 Low Channel

RSE-H&H EGPRS 1900 CH512



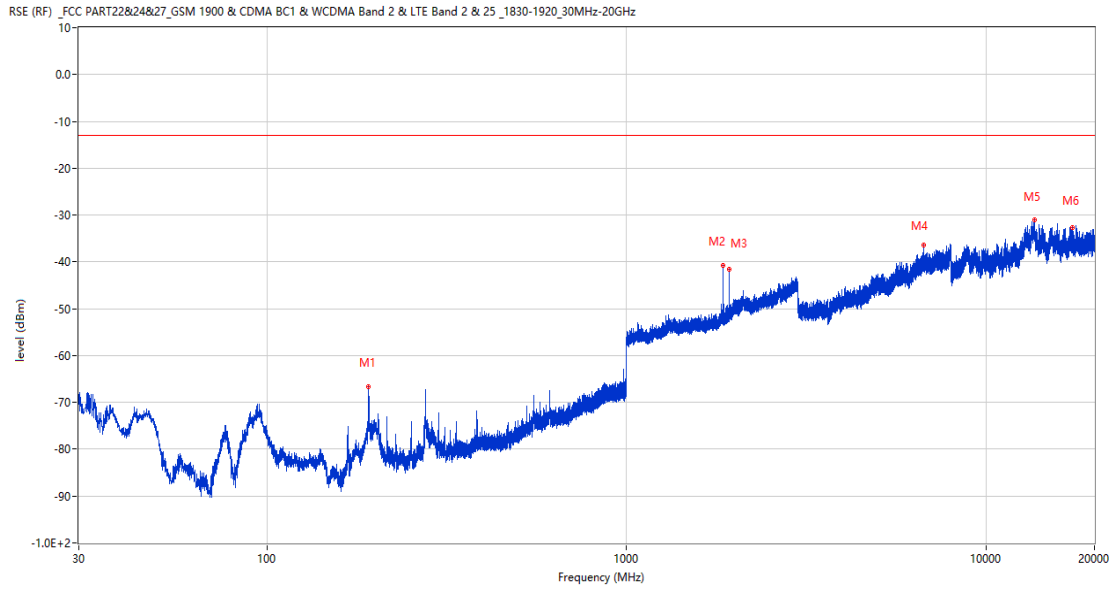
Frequency (MHz)	Result (dBm)	Factor (dB)	PK Limit (dBm)	Over Limit (dB)	Table (o)	ANT	EUT	Verdict
215.998	-66.18	-15.18	-13.0	-53.18	28.00	Horizontal	Horizontal	Pass
1851.000	-37.71	2.54	-13.0	-24.71	204.00	Horizontal	Horizontal	N/A
1931.000	-43.09	3.16	-13.0	-30.09	287.00	Horizontal	Horizontal	N/A
5731.250	-40.25	13.85	-13.0	-27.25	122.00	Horizontal	Horizontal	Pass
13547.862	-31.35	25.17	-13.0	-18.35	232.00	Horizontal	Horizontal	Pass
17134.074	-32.19	23.57	-13.0	-19.19	70.00	Horizontal	Horizontal	Pass

RSE-H&V EGPRS 1900 CH512



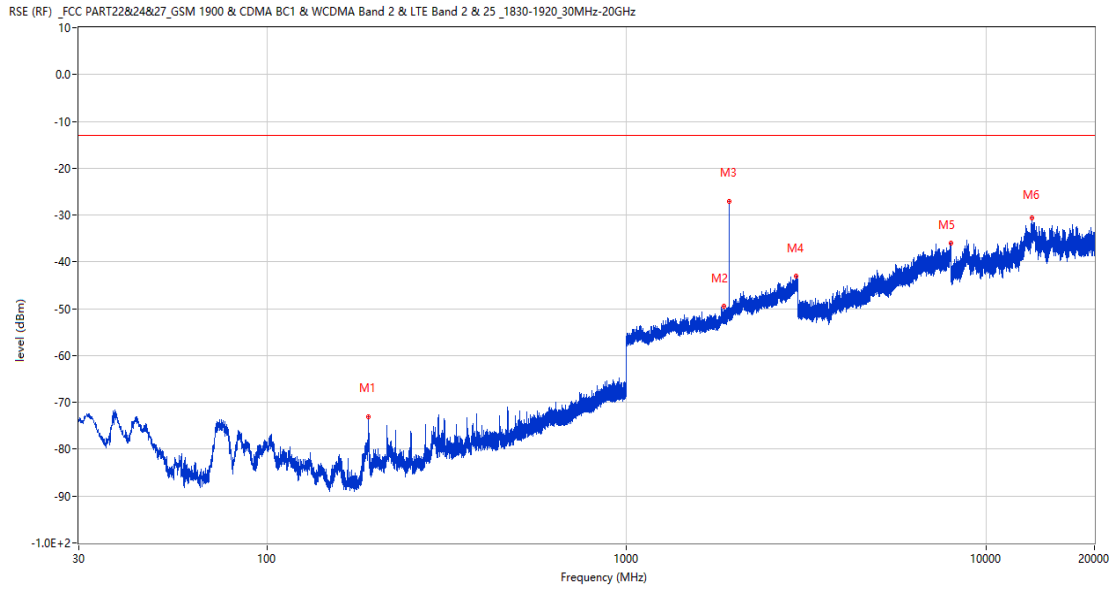
Frequency (MHz)	Result (dBm)	Factor (dB)	PK Limit (dBm)	Over Limit (dB)	Table (o)	ANT	EUT	Verdict
192.087	-67.48	-16.42	-13.0	-54.48	134.00	Horizontal	Vertical	Pass
1851.000	-36.39	2.54	-13.0	-23.39	197.00	Horizontal	Vertical	N/A
1930.800	-48.63	3.17	-13.0	-35.63	274.00	Horizontal	Vertical	N/A
5745.000	-40.04	14.03	-13.0	-27.04	360.00	Horizontal	Vertical	Pass
8817.475	-35.82	19.83	-13.0	-22.82	235.00	Horizontal	Vertical	Pass
13591.725	-31.74	24.93	-13.0	-18.74	231.00	Horizontal	Vertical	Pass

RSE-V&V EGPRS 1900 CH512



Frequency (MHz)	Result (dBm)	Factor (dB)	PK Limit (dBm)	Over Limit (dB)	Table (o)	ANT	EUT	Verdict
191.893	-66.57	-16.47	-13.0	-53.57	59.00	Vertical	Vertical	Pass
1851.000	-40.70	2.54	-13.0	-27.70	184.00	Vertical	Vertical	N/A
1930.900	-41.53	3.17	-13.0	-28.53	299.00	Vertical	Vertical	N/A
6693.000	-36.46	16.97	-13.0	-23.46	51.00	Vertical	Vertical	Pass
13635.225	-31.07	24.84	-13.0	-18.07	276.00	Vertical	Vertical	Pass
17357.375	-32.71	22.96	-13.0	-19.71	232.00	Vertical	Vertical	Pass

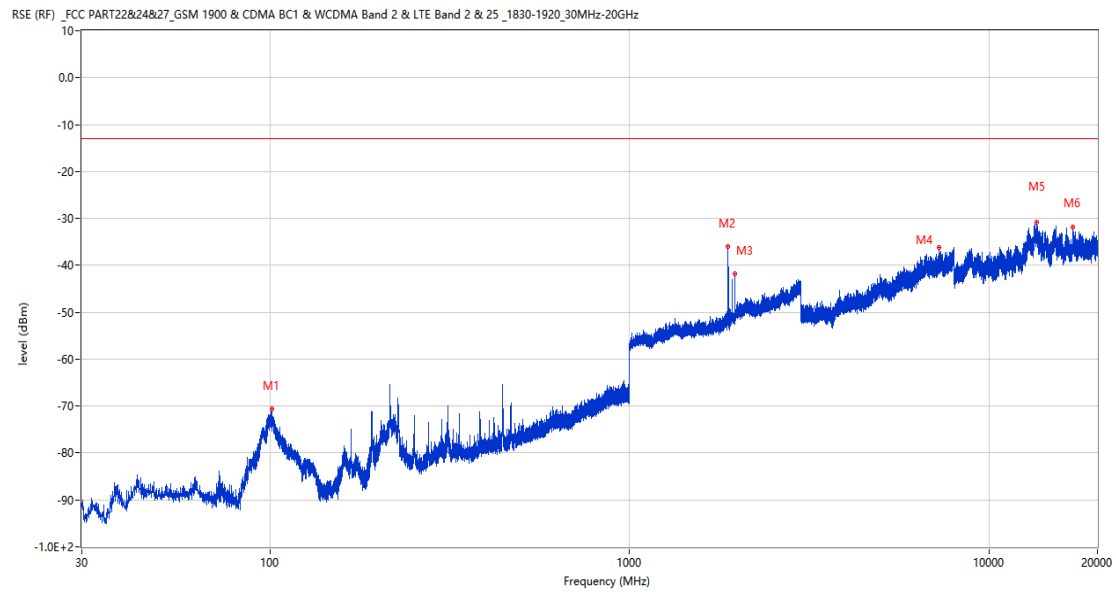
RSE-V&H EGPRS 1900 CH512



Frequency (MHz)	Result (dBm)	Factor (dB)	PK Limit (dBm)	Over Limit (dB)	Table (o)	ANT	EUT	Verdict
191.893	-73.15	-16.47	-13.0	-60.15	68.00	Vertical	Horizontal	Pass
1867.600	-49.39	2.67	-13.0	-36.39	62.00	Vertical	Horizontal	N/A
1931.100	-27.00	3.16	-13.0	-14.00	298.00	Vertical	Horizontal	N/A
2955.900	-42.95	10.85	-13.0	-29.95	8.00	Vertical	Horizontal	Pass
7998.750	-36.01	18.91	-13.0	-23.01	217.00	Vertical	Horizontal	Pass
13409.025	-30.59	24.79	-13.0	-17.59	335.00	Vertical	Horizontal	Pass

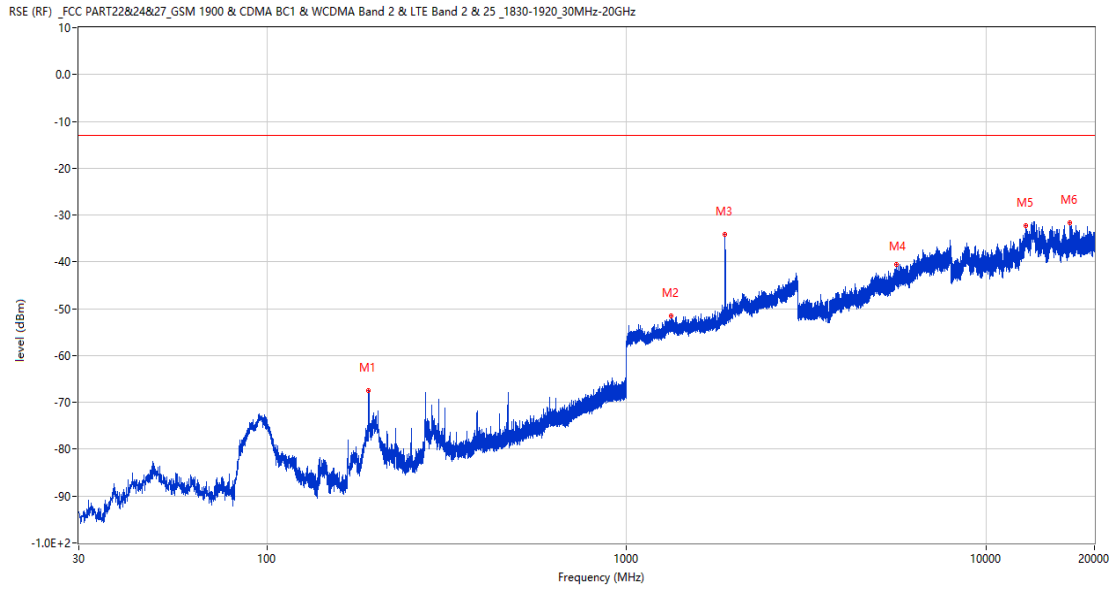
4.2 EGPRS 1900 Middle Channel

RSE-H&H EGPRS 1900 CH661



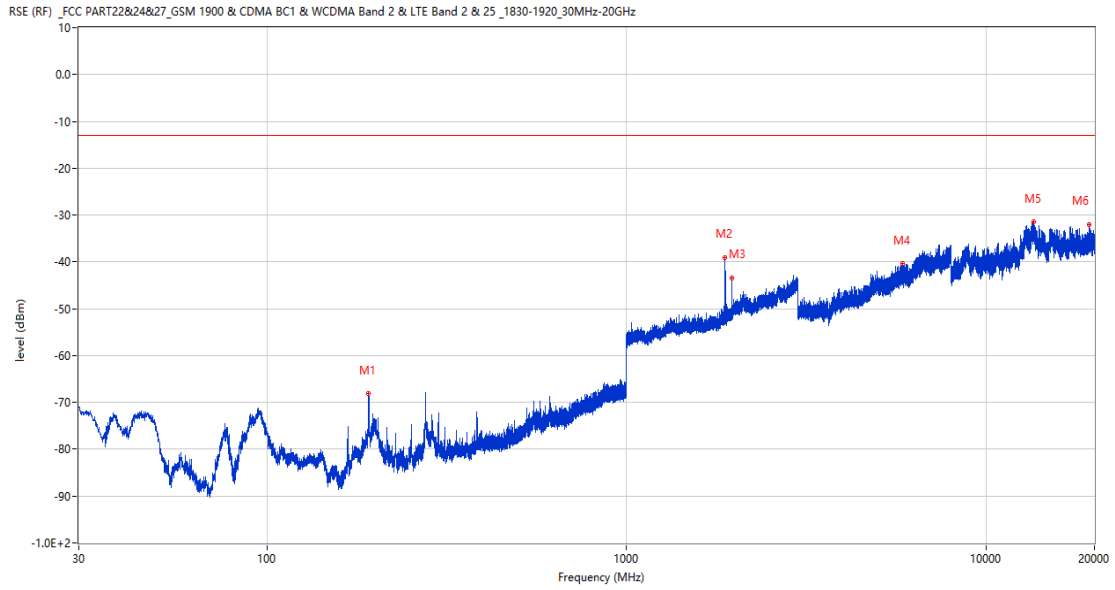
Frequency (MHz)	Result (dBm)	Factor (dB)	PK Limit (dBm)	Over Limit (dB)	Table (o)	ANT	EUT	Verdict
101.440	-70.52	-18.64	-13.0	-57.52	320.00	Horizontal	Horizontal	Pass
1880.800	-36.06	2.77	-13.0	-23.06	204.00	Horizontal	Horizontal	N/A
1960.800	-41.82	3.39	-13.0	-28.82	50.00	Horizontal	Horizontal	N/A
7271.750	-36.16	17.21	-13.0	-23.16	198.00	Horizontal	Horizontal	Pass
13588.100	-30.74	24.95	-13.0	-17.74	277.00	Horizontal	Horizontal	Pass
17117.762	-31.93	23.62	-13.0	-18.93	160.00	Horizontal	Horizontal	Pass

RSE-H&V EGPRS 1900 CH661



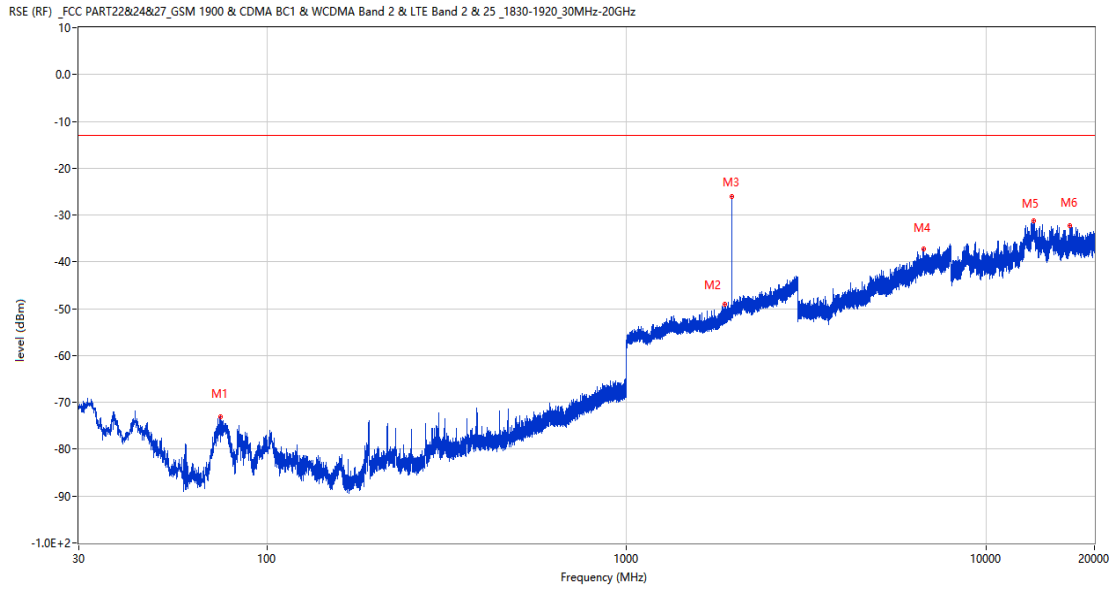
Frequency (MHz)	Result (dBm)	Factor (dB)	PK Limit (dBm)	Over Limit (dB)	Table (o)	ANT	EUT	Verdict
192.038	-67.46	-16.43	-13.0	-54.46	7.00	Horizontal	Vertical	Pass
1328.200	-51.53	0.74	-13.0	-38.53	57.00	Horizontal	Vertical	Pass
1880.800	-34.19	2.77	-13.0	-21.19	197.00	Horizontal	Vertical	N/A
5621.000	-40.49	13.52	-13.0	-27.49	166.00	Horizontal	Vertical	Pass
12886.662	-32.36	23.42	-13.0	-19.36	86.00	Horizontal	Vertical	Pass
17117.038	-31.71	23.62	-13.0	-18.71	247.00	Horizontal	Vertical	Pass

RSE-V&V EGPRS 1900 CH661



Frequency (MHz)	Result (dBm)	Factor (dB)	PK Limit (dBm)	Over Limit (dB)	Table (o)	ANT	EUT	Verdict
192.038	-68.14	-16.43	-13.0	-55.14	2.00	Vertical	Vertical	Pass
1880.700	-39.17	2.76	-13.0	-26.17	171.00	Vertical	Vertical	N/A
1960.800	-43.48	3.39	-13.0	-30.48	51.00	Vertical	Vertical	N/A
5849.500	-40.33	14.40	-13.0	-27.33	291.00	Vertical	Vertical	Pass
13568.162	-31.37	25.09	-13.0	-18.37	68.00	Vertical	Vertical	Pass
19306.537	-32.12	21.40	-13.0	-19.12	289.00	Vertical	Vertical	Pass

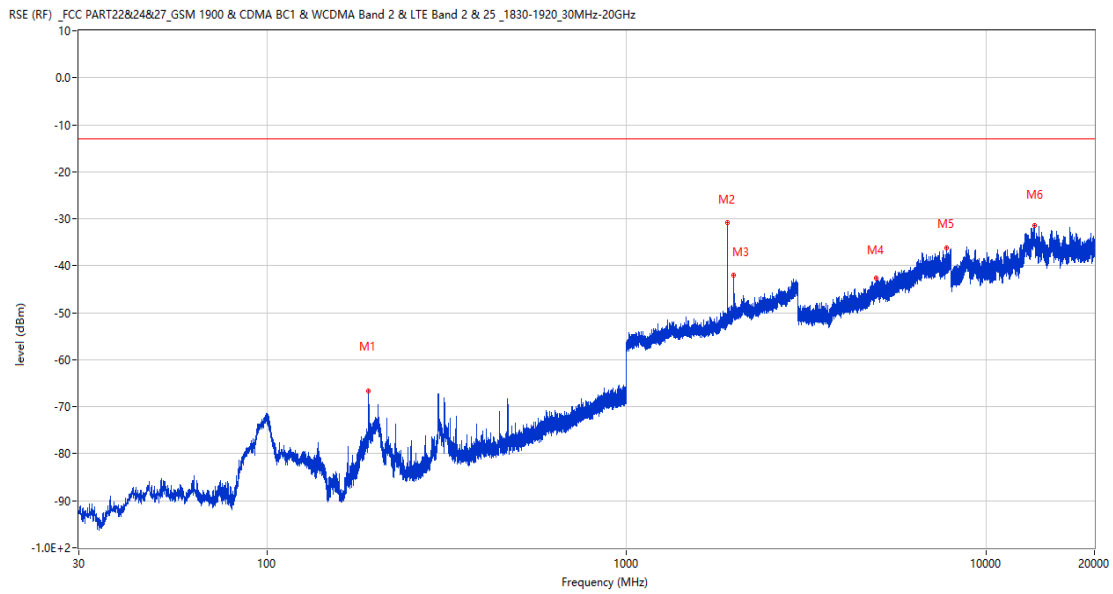
RSE-V&H EGPRS 1900 CH661



Frequency (MHz)	Result (dBm)	Factor (dB)	PK Limit (dBm)	Over Limit (dB)	Table (o)	ANT	EUT	Verdict
74.523	-73.07	-20.21	-13.0	-60.07	337.00	Vertical	Horizontal	Pass
1880.400	-49.00	2.76	-13.0	-36.00	44.00	Vertical	Horizontal	N/A
1960.900	-26.11	3.39	-13.0	-13.11	306.00	Vertical	Horizontal	N/A
6701.750	-37.28	16.82	-13.0	-24.28	225.00	Vertical	Horizontal	Pass
13544.600	-31.32	25.08	-13.0	-18.32	11.00	Vertical	Horizontal	Pass
17100.364	-32.27	23.67	-13.0	-19.27	99.00	Vertical	Horizontal	Pass

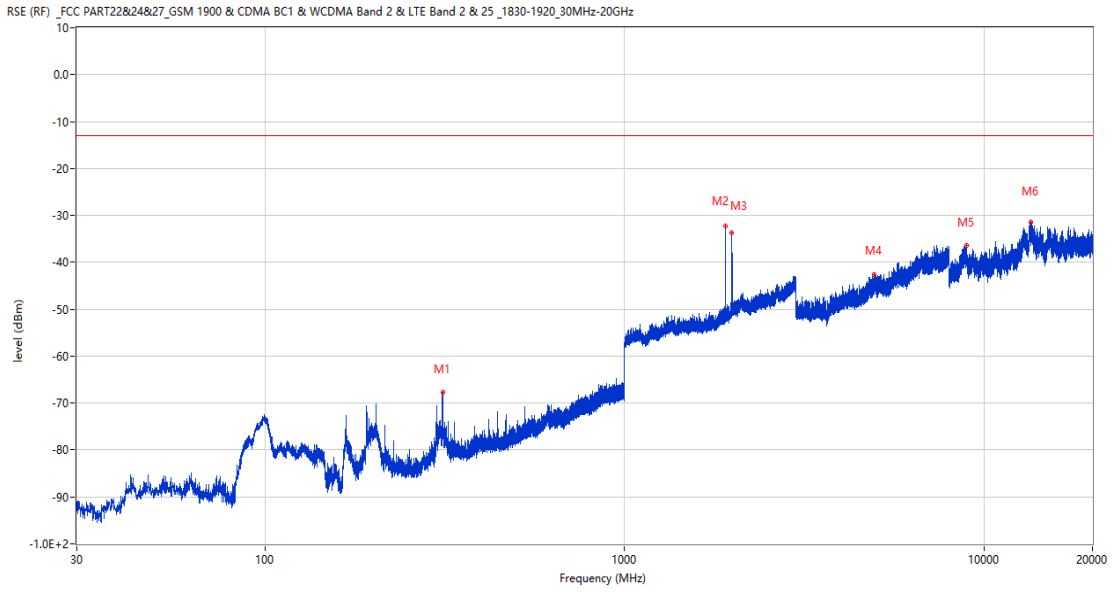
4.3 EGPRS 1900 High Channel

RSE-H&H EGPRS 1900 CH810



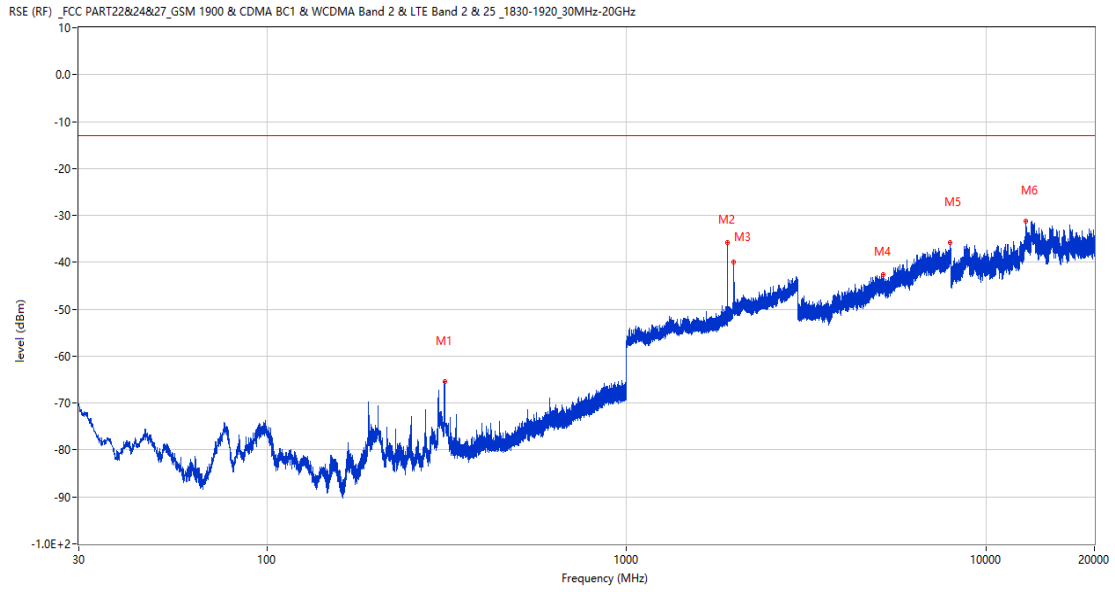
Frequency (MHz)	Result (dBm)	Factor (dB)	PK Limit (dBm)	Over Limit (dB)	Table (o)	ANT	EUT	Verdict
191.844	-66.58	-16.49	-13.0	-53.58	251.00	Horizontal	Horizontal	Pass
1909.700	-30.83	3.09	-13.0	-17.83	229.00	Horizontal	Horizontal	N/A
1989.900	-41.98	4.61	-13.0	-28.98	246.00	Horizontal	Horizontal	N/A
4949.500	-42.60	12.88	-13.0	-29.60	209.00	Horizontal	Horizontal	Pass
7772.750	-36.27	17.97	-13.0	-23.27	230.00	Horizontal	Horizontal	Pass
13622.901	-31.42	24.85	-13.0	-18.42	110.00	Horizontal	Horizontal	Pass

RSE-H&V EGPRS 1900 CH810



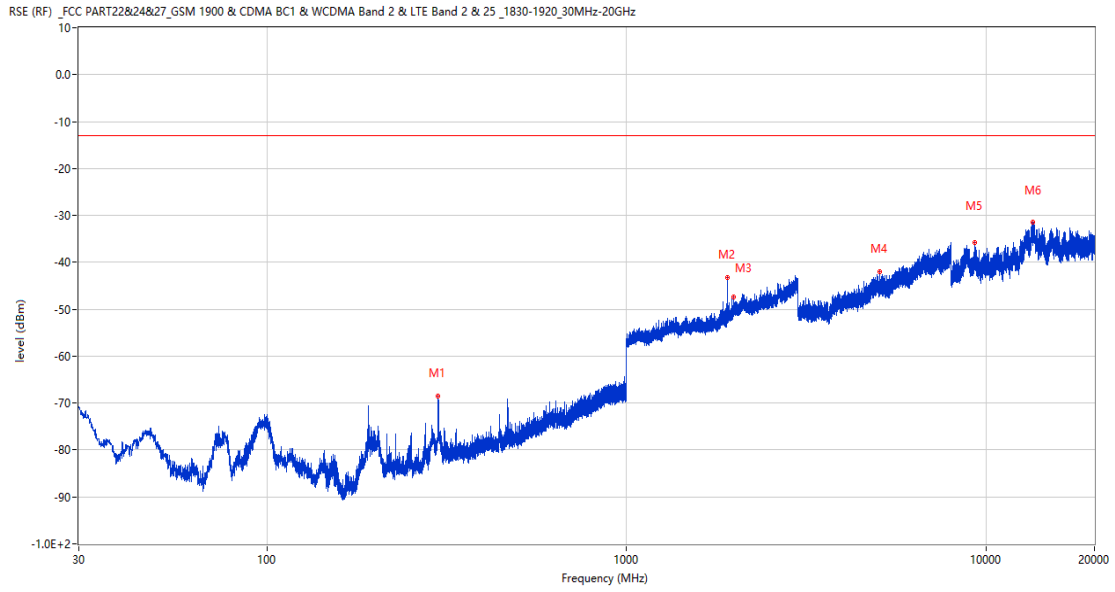
Frequency (MHz)	Result (dBm)	Factor (dB)	PK Limit (dBm)	Over Limit (dB)	Table (o)	ANT	EUT	Verdict
311.834	-67.71	-11.57	-13.0	-54.71	281.00	Horizontal	Vertical	Pass
1909.600	-32.35	3.09	-13.0	-19.35	204.00	Horizontal	Vertical	N/A
1989.600	-33.72	4.59	-13.0	-20.72	251.00	Horizontal	Vertical	N/A
4952.500	-42.71	12.83	-13.0	-29.71	311.00	Horizontal	Vertical	Pass
8935.276	-36.42	19.52	-13.0	-23.42	362.00	Horizontal	Vertical	Pass
13450.350	-31.51	24.51	-13.0	-18.51	169.00	Horizontal	Vertical	Pass

RSE-V&V EGPRS 1900 CH810



Frequency (MHz)	Result (dBm)	Factor (dB)	PK Limit (dBm)	Over Limit (dB)	Table (o)	ANT	EUT	Verdict
311.882	-65.43	-11.56	-13.0	-52.43	151.00	Vertical	Vertical	Pass
1909.700	-35.81	3.09	-13.0	-22.81	282.00	Vertical	Vertical	N/A
1989.800	-40.02	4.60	-13.0	-27.02	312.00	Vertical	Vertical	N/A
5167.000	-42.60	12.00	-13.0	-29.60	132.00	Vertical	Vertical	Pass
7949.000	-35.84	18.67	-13.0	-22.84	360.00	Vertical	Vertical	Pass
12908.412	-31.22	23.56	-13.0	-18.22	332.00	Vertical	Vertical	Pass

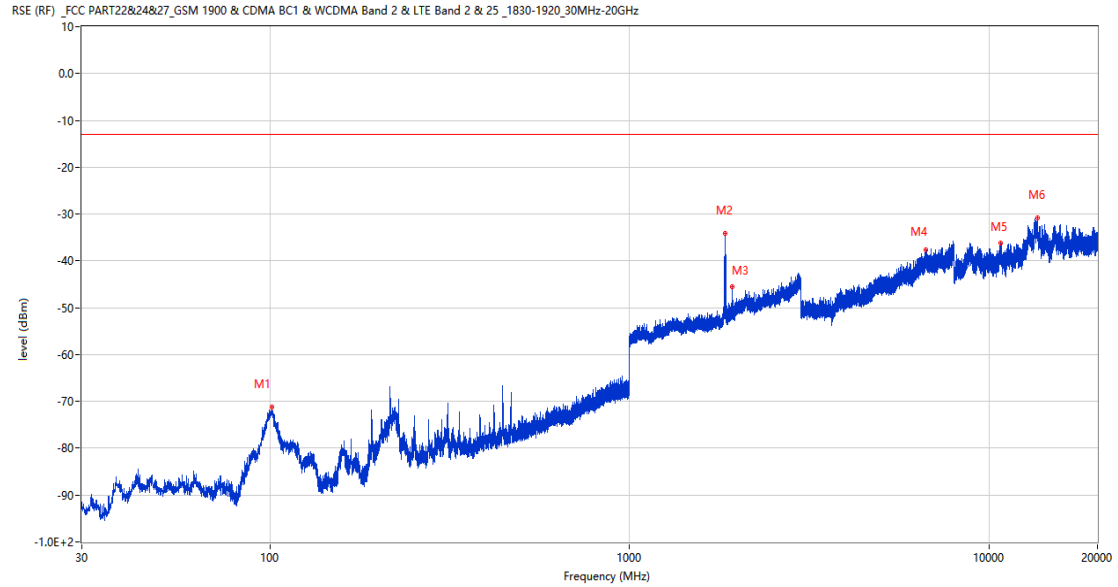
RSE-V&H EGPRS 1900 CH810



Frequency (MHz)	Result (dBm)	Factor (dB)	PK Limit (dBm)	Over Limit (dB)	Table (o)	ANT	EUT	Verdict
299.660	-68.51	-11.56	-13.0	-55.51	19.00	Vertical	Horizontal	Pass
1909.700	-43.27	3.09	-13.0	-30.27	54.00	Vertical	Horizontal	N/A
1989.800	-47.38	4.60	-13.0	-34.38	342.00	Vertical	Horizontal	N/A
5059.000	-42.05	11.97	-13.0	-29.05	27.00	Vertical	Horizontal	Pass
9309.100	-35.83	19.68	-13.0	-22.83	113.00	Vertical	Horizontal	Pass
13470.650	-31.50	24.27	-13.0	-18.50	329.00	Vertical	Horizontal	Pass

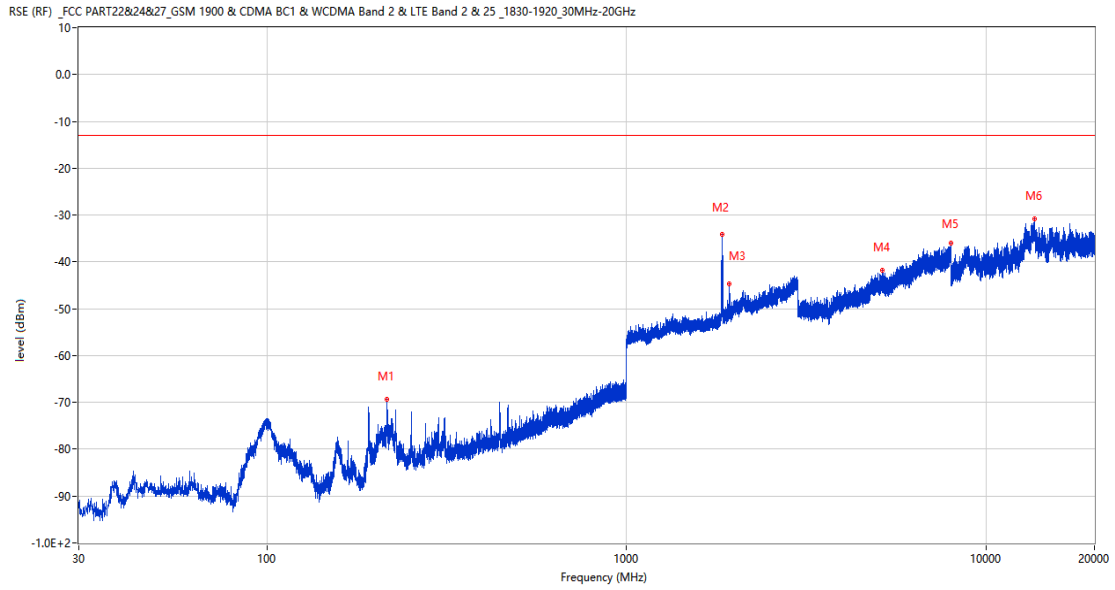
WCDMA
 5 WCDMA Band 2
 5.1 WCDMA Band 2 Low Channel

RSE-H&H WCDMA Band 2 CH9262



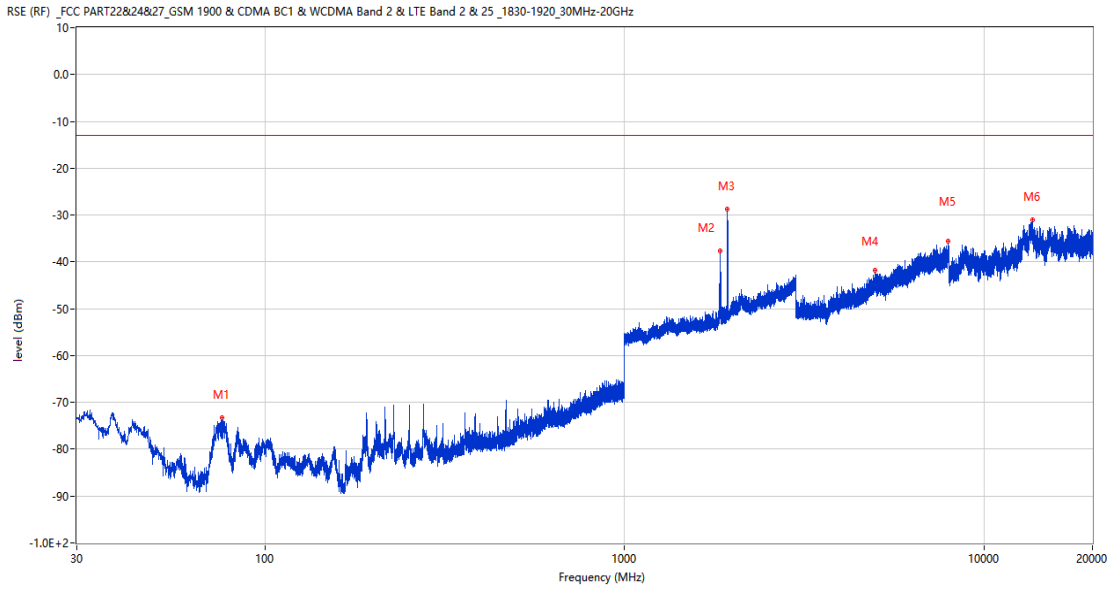
Frequency (MHz)	Result (dBm)	Factor (dB)	PK Limit (dBm)	Over Limit (dB)	Table (o)	ANT	EUT	Verdict
101.537	-71.25	-18.62	-13.0	-58.25	343.00	Horizontal	Horizontal	Pass
1842.200	-34.23	2.42	-13.0	-21.23	197.00	Horizontal	Horizontal	N/A
1934.700	-45.58	3.15	-13.0	-32.58	233.00	Horizontal	Horizontal	N/A
6670.250	-37.72	16.55	-13.0	-24.72	81.00	Horizontal	Horizontal	Pass
10786.350	-36.17	19.36	-13.0	-23.17	48.00	Horizontal	Horizontal	Pass
13643.563	-30.89	24.84	-13.0	-17.89	99.00	Horizontal	Horizontal	Pass

RSE-H&V WCDMA Band 2 CH9262



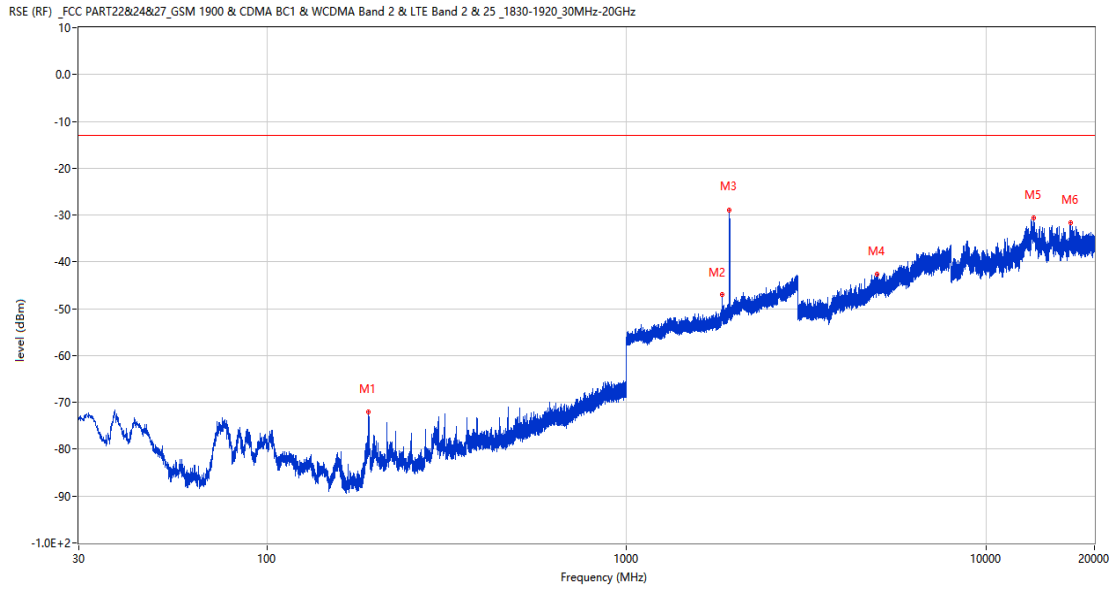
Frequency (MHz)	Result (dBm)	Factor (dB)	PK Limit (dBm)	Over Limit (dB)	Table (o)	ANT	EUT	Verdict
216.046	-69.33	-15.18	-13.0	-56.33	25.00	Horizontal	Vertical	Pass
1841.300	-34.20	2.41	-13.0	-21.20	353.00	Horizontal	Vertical	N/A
1934.200	-44.74	3.06	-13.0	-31.74	7.00	Horizontal	Vertical	N/A
5149.750	-41.87	12.20	-13.0	-28.87	291.00	Horizontal	Vertical	Pass
7996.000	-36.06	18.76	-13.0	-23.06	197.00	Horizontal	Vertical	Pass
13653.349	-30.87	24.70	-13.0	-17.87	361.00	Horizontal	Vertical	Pass

RSE-V&V WCDMA Band 2 CH9262



Frequency (MHz)	Result (dBm)	Factor (dB)	PK Limit (dBm)	Over Limit (dB)	Table (o)	ANT	EUT	Verdict
75.832	-73.33	-20.47	-13.0	-60.33	354.00	Vertical	Vertical	Pass
1842.000	-37.70	2.42	-13.0	-24.70	311.00	Vertical	Vertical	N/A
1934.300	-28.82	3.08	-13.0	-15.82	323.00	Vertical	Vertical	N/A
4962.750	-41.73	13.18	-13.0	-28.73	249.00	Vertical	Vertical	Pass
7940.750	-35.58	18.98	-13.0	-22.58	112.00	Vertical	Vertical	Pass
13647.549	-31.03	24.83	-13.0	-18.03	352.00	Vertical	Vertical	Pass

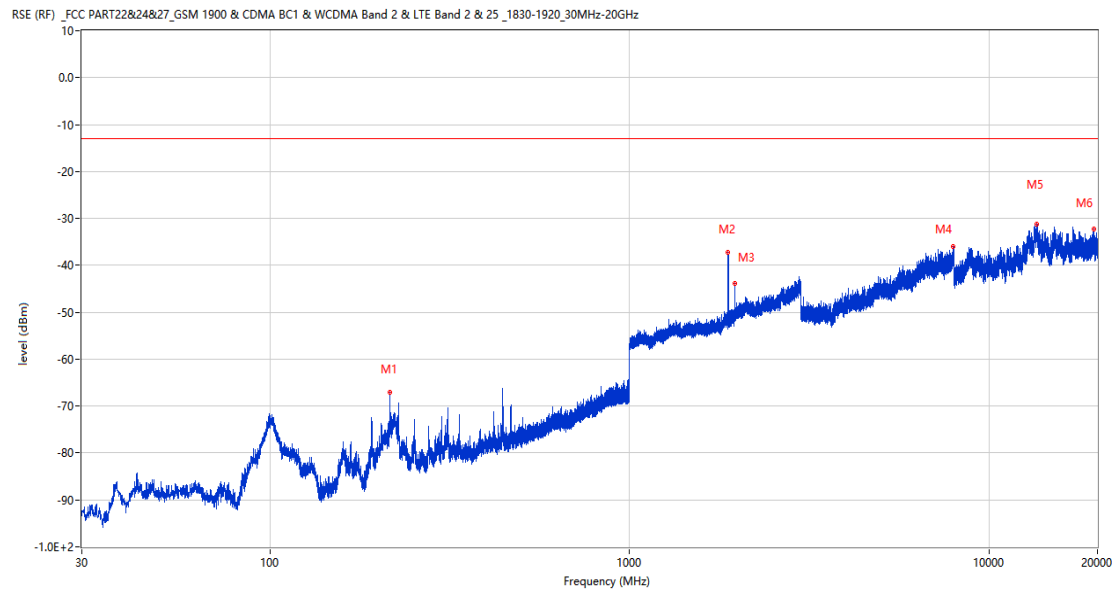
RSE-V&H WCDMA Band 2 CH9262



Frequency (MHz)	Result (dBm)	Factor (dB)	PK Limit (dBm)	Over Limit (dB)	Table (o)	ANT	EUT	Verdict
191.942	-71.97	-16.46	-13.0	-58.97	68.00	Vertical	Horizontal	Pass
1843.400	-46.92	2.44	-13.0	-33.92	44.00	Vertical	Horizontal	N/A
1933.400	-28.85	3.02	-13.0	-15.85	332.00	Vertical	Horizontal	N/A
4972.750	-42.54	13.47	-13.0	-29.54	343.00	Vertical	Horizontal	Pass
13575.412	-30.59	25.04	-13.0	-17.59	319.00	Vertical	Horizontal	Pass
17161.625	-31.73	23.38	-13.0	-18.73	157.00	Vertical	Horizontal	Pass

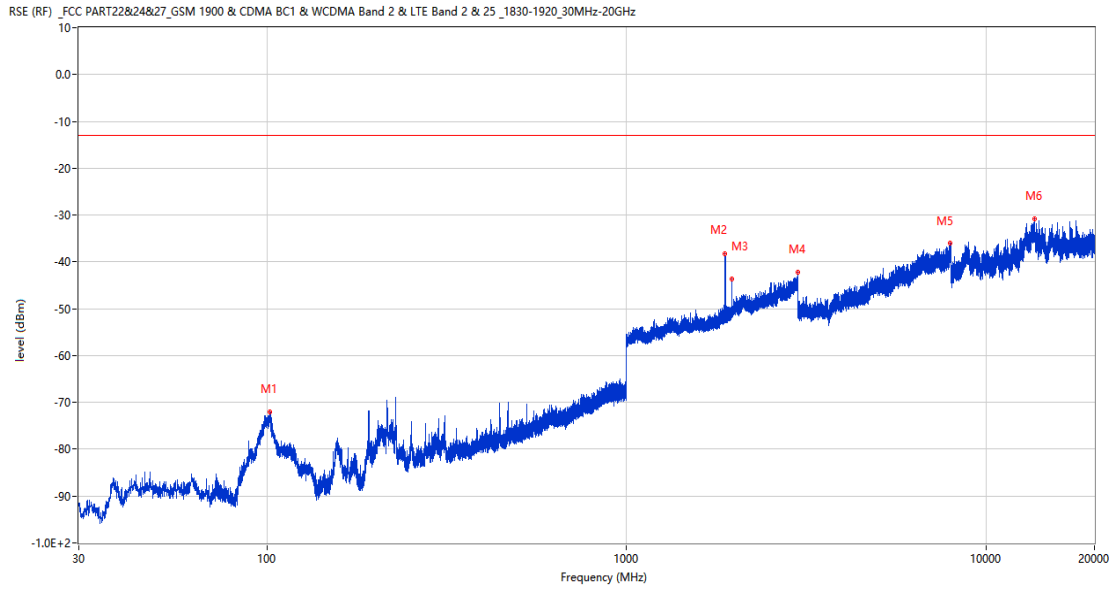
5.2 WCDMA Band 2 Middle Channel

RSE-H&H WCDMA Band 2 CH9400



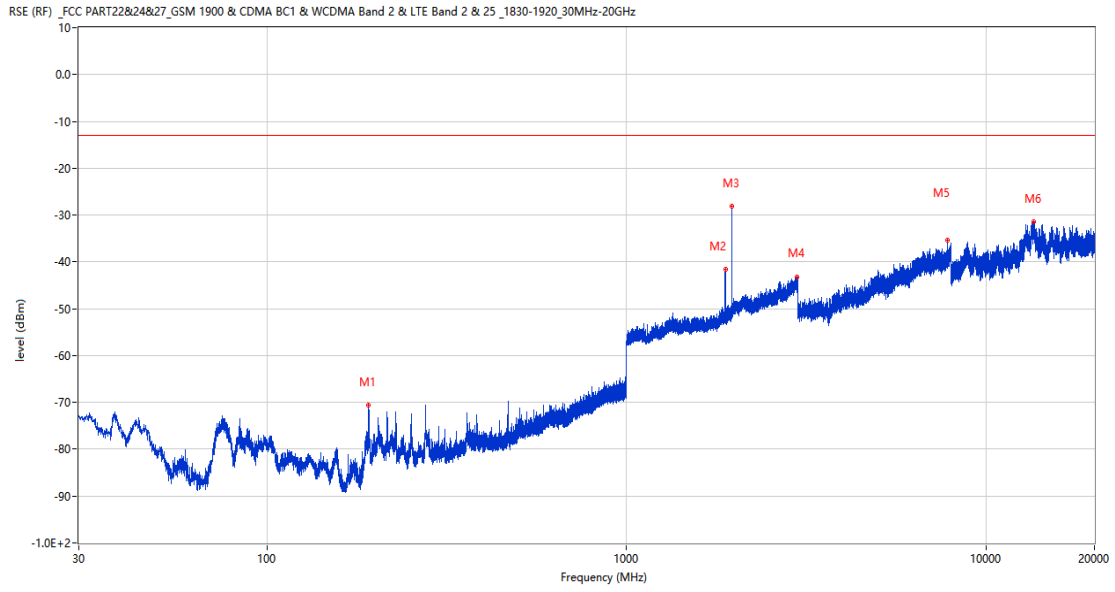
Frequency (MHz)	Result (dBm)	Factor (dB)	PK Limit (dBm)	Over Limit (dB)	Table (o)	ANT	EUT	Verdict
216.046	-67.16	-15.18	-13.0	-54.16	56.00	Horizontal	Horizontal	Pass
1879.600	-37.33	2.76	-13.0	-24.33	205.00	Horizontal	Horizontal	N/A
1961.600	-43.96	3.35	-13.0	-30.96	289.00	Horizontal	Horizontal	N/A
7916.500	-36.04	18.11	-13.0	-23.04	132.00	Horizontal	Horizontal	Pass
13555.112	-31.20	25.18	-13.0	-18.20	189.00	Horizontal	Horizontal	Pass
19574.788	-32.17	21.47	-13.0	-19.17	218.00	Horizontal	Horizontal	Pass

RSE-H&V WCDMA Band 2 CH9400



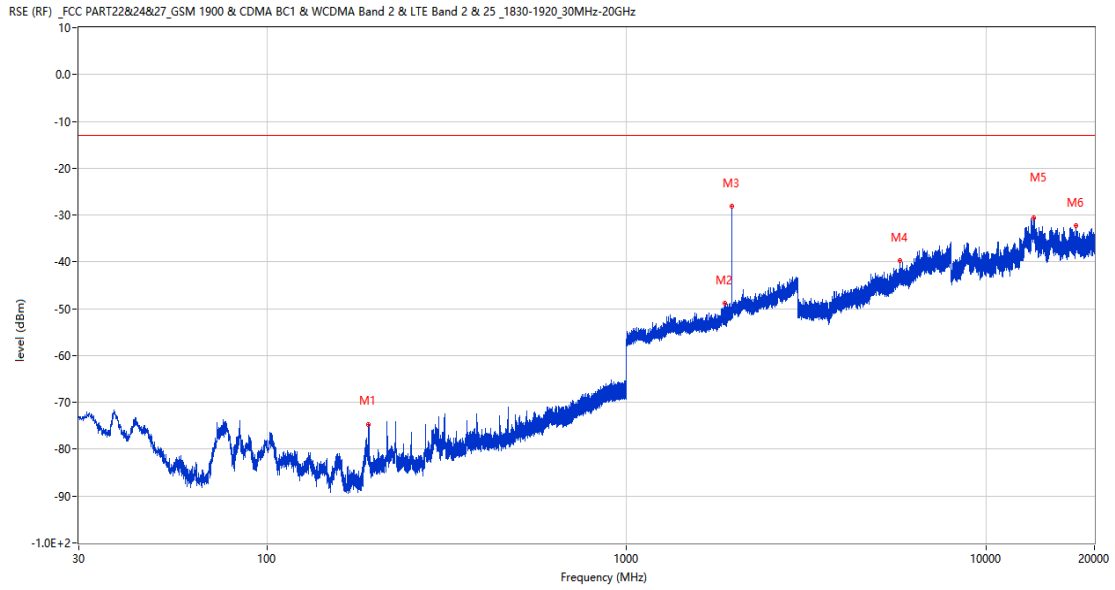
Frequency (MHz)	Result (dBm)	Factor (dB)	PK Limit (dBm)	Over Limit (dB)	Table (o)	ANT	EUT	Verdict
101.780	-72.11	-18.59	-13.0	-59.11	354.00	Horizontal	Vertical	Pass
1879.800	-38.34	2.76	-13.0	-25.34	359.00	Horizontal	Vertical	N/A
1959.300	-43.59	3.35	-13.0	-30.59	312.00	Horizontal	Vertical	N/A
2992.600	-42.10	10.68	-13.0	-29.10	329.00	Horizontal	Vertical	Pass
7936.500	-36.02	18.94	-13.0	-23.02	7.00	Horizontal	Vertical	Pass
13647.188	-30.80	24.83	-13.0	-17.80	-1.00	Horizontal	Vertical	Pass

RSE-V&V WCDMA Band 2 CH9400



Frequency (MHz)	Result (dBm)	Factor (dB)	PK Limit (dBm)	Over Limit (dB)	Table (o)	ANT	EUT	Verdict
191.990	-70.60	-16.45	-13.0	-57.60	87.00	Vertical	Vertical	Pass
1882.400	-41.67	2.78	-13.0	-28.67	283.00	Vertical	Vertical	N/A
1962.000	-28.22	3.33	-13.0	-15.22	307.00	Vertical	Vertical	N/A
2973.200	-43.33	11.83	-13.0	-30.33	73.00	Vertical	Vertical	Pass
7786.500	-35.28	18.23	-13.0	-22.28	249.00	Vertical	Vertical	Pass
13577.224	-31.44	25.03	-13.0	-18.44	228.00	Vertical	Vertical	Pass

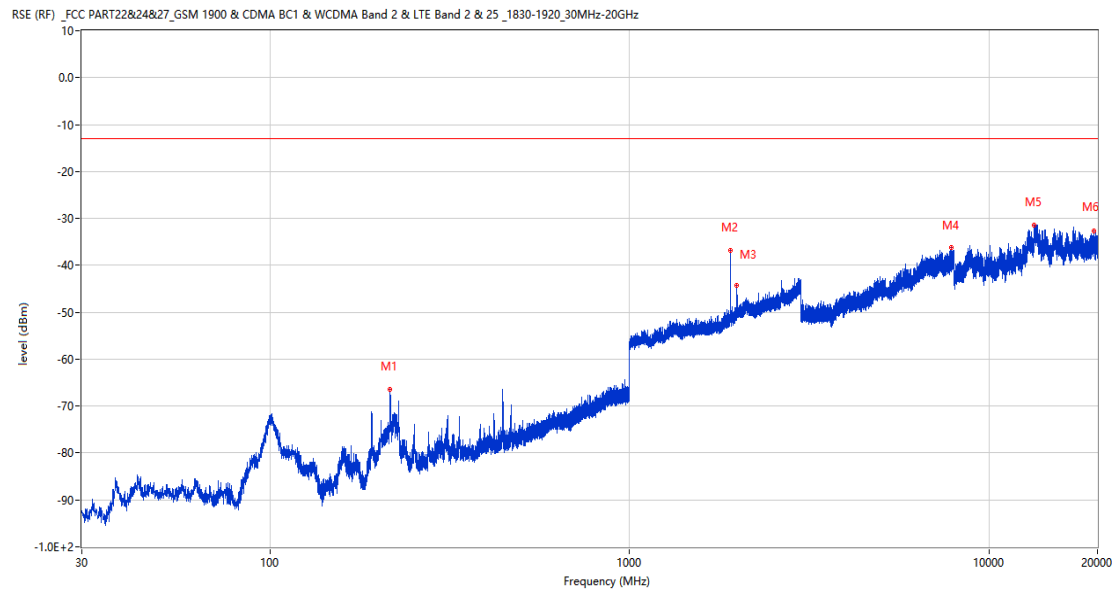
RSE-V&H WCDMA Band 2 CH9400



Frequency (MHz)	Result (dBm)	Factor (dB)	PK Limit (dBm)	Over Limit (dB)	Table (o)	ANT	EUT	Verdict
191.942	-74.65	-16.46	-13.0	-61.65	100.00	Vertical	Horizontal	Pass
1880.200	-48.93	2.76	-13.0	-35.93	0.00	Vertical	Horizontal	N/A
1959.500	-28.05	3.36	-13.0	-15.05	274.00	Vertical	Horizontal	N/A
5754.000	-39.69	14.31	-13.0	-26.69	313.00	Vertical	Horizontal	Pass
13569.613	-30.64	25.08	-13.0	-17.64	40.00	Vertical	Horizontal	Pass
17798.537	-32.23	22.75	-13.0	-19.23	360.00	Vertical	Horizontal	Pass

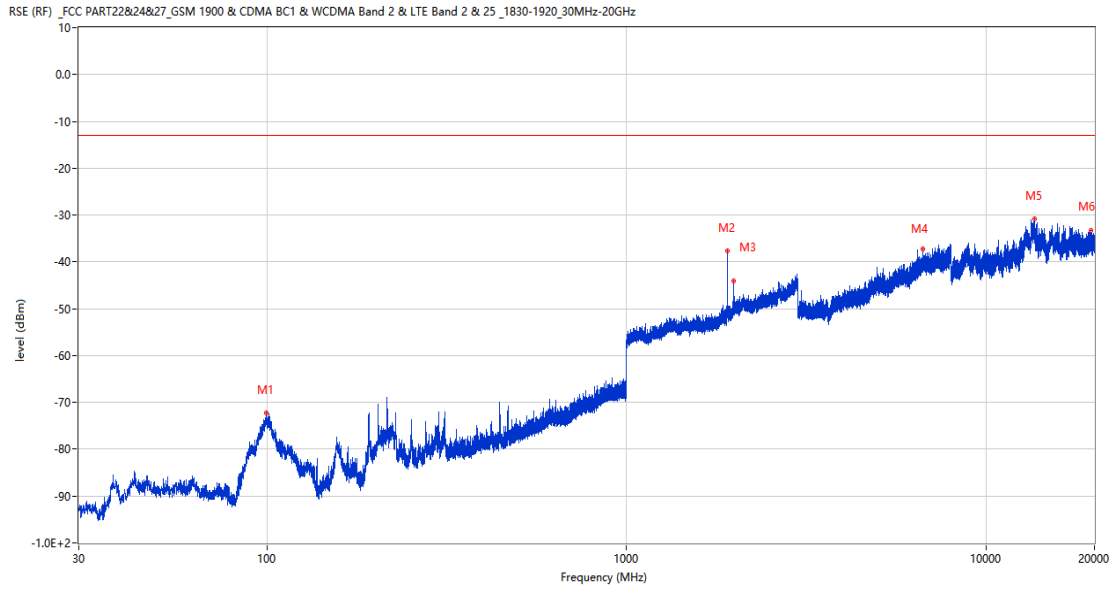
5.3 WCDMA Band 2 High Channel

RSE-H&H WCDMA Band 2 CH9538



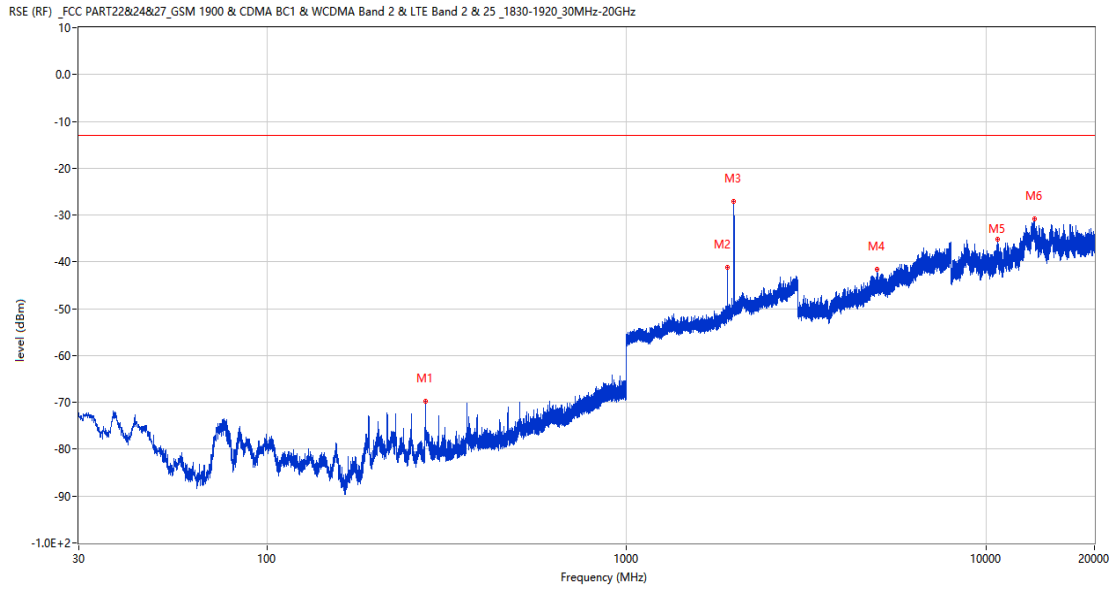
Frequency (MHz)	Result (dBm)	Factor (dB)	PK Limit (dBm)	Over Limit (dB)	Table (o)	ANT	EUT	Verdict
215.998	-66.51	-15.18	-13.0	-53.51	45.00	Horizontal	Horizontal	Pass
1909.900	-37.65	3.09	-13.0	-24.65	223.00	Horizontal	Horizontal	N/A
1989.800	-44.35	4.60	-13.0	-31.35	246.00	Horizontal	Horizontal	N/A
7865.000	-36.23	17.93	-13.0	-23.23	92.00	Horizontal	Horizontal	Pass
13355.375	-31.43	24.57	-13.0	-18.43	319.00	Horizontal	Horizontal	Pass
19578.051	-32.65	21.47	-13.0	-19.65	246.00	Horizontal	Horizontal	Pass

RSE-H&V WCDMA Band 2 CH9538



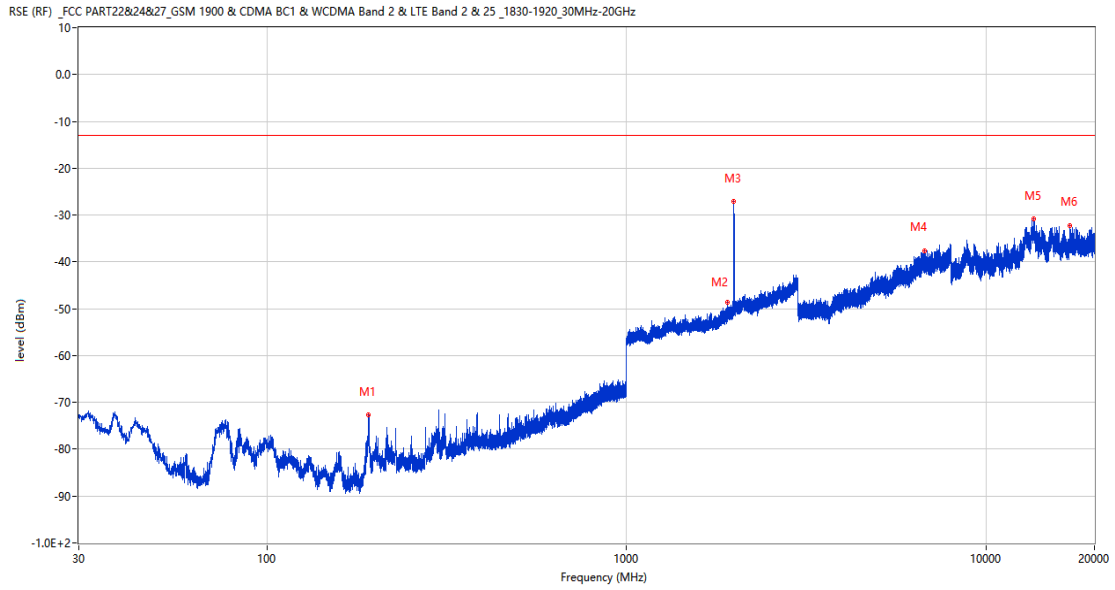
Frequency (MHz)	Result (dBm)	Factor (dB)	PK Limit (dBm)	Over Limit (dB)	Table (o)	ANT	EUT	Verdict
99.695	-72.33	-18.63	-13.0	-59.33	4.00	Horizontal	Vertical	Pass
1909.800	-37.69	3.09	-13.0	-24.69	2.00	Horizontal	Vertical	N/A
1989.500	-44.13	4.58	-13.0	-31.13	26.00	Horizontal	Vertical	N/A
6674.250	-37.18	16.66	-13.0	-24.18	218.00	Horizontal	Vertical	Pass
13603.687	-30.73	24.87	-13.0	-17.73	350.00	Horizontal	Vertical	Pass
19545.426	-33.39	21.46	-13.0	-20.39	306.00	Horizontal	Vertical	Pass

RSE-V&V WCDMA Band 2 CH9538



Frequency (MHz)	Result (dBm)	Factor (dB)	PK Limit (dBm)	Over Limit (dB)	Table (o)	ANT	EUT	Verdict
275.992	-69.81	-12.43	-13.0	-56.81	360.00	Vertical	Vertical	Pass
1909.900	-41.24	3.09	-13.0	-28.24	221.00	Vertical	Vertical	N/A
1987.500	-27.16	4.42	-13.0	-14.16	310.00	Vertical	Vertical	N/A
4970.000	-41.52	13.49	-13.0	-28.52	321.00	Vertical	Vertical	Pass
10789.675	-35.06	19.49	-13.0	-22.06	149.00	Vertical	Vertical	Pass
13615.651	-30.77	24.86	-13.0	-17.77	70.00	Vertical	Vertical	Pass

RSE-V&H WCDMA Band 2 CH9538

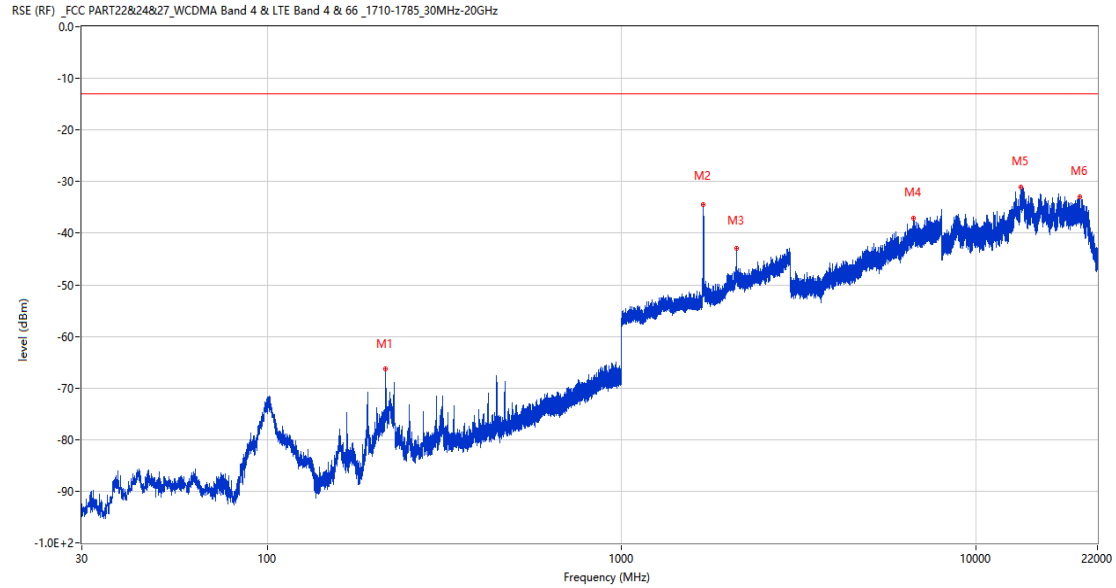


Frequency (MHz)	Result (dBm)	Factor (dB)	PK Limit (dBm)	Over Limit (dB)	Table (o)	ANT	EUT	Verdict
192.038	-72.58	-16.43	-13.0	-59.58	106.00	Vertical	Horizontal	Pass
1909.800	-48.64	3.09	-13.0	-35.64	79.00	Vertical	Horizontal	N/A
1988.300	-27.49	4.49	-13.0	-14.49	-1.00	Vertical	Horizontal	N/A
6732.500	-37.72	16.28	-13.0	-24.72	354.00	Vertical	Horizontal	Pass
13573.238	-30.87	25.06	-13.0	-17.87	247.00	Vertical	Horizontal	Pass
17086.588	-32.24	23.36	-13.0	-19.24	305.00	Vertical	Horizontal	Pass

6 WCDMA Band 4

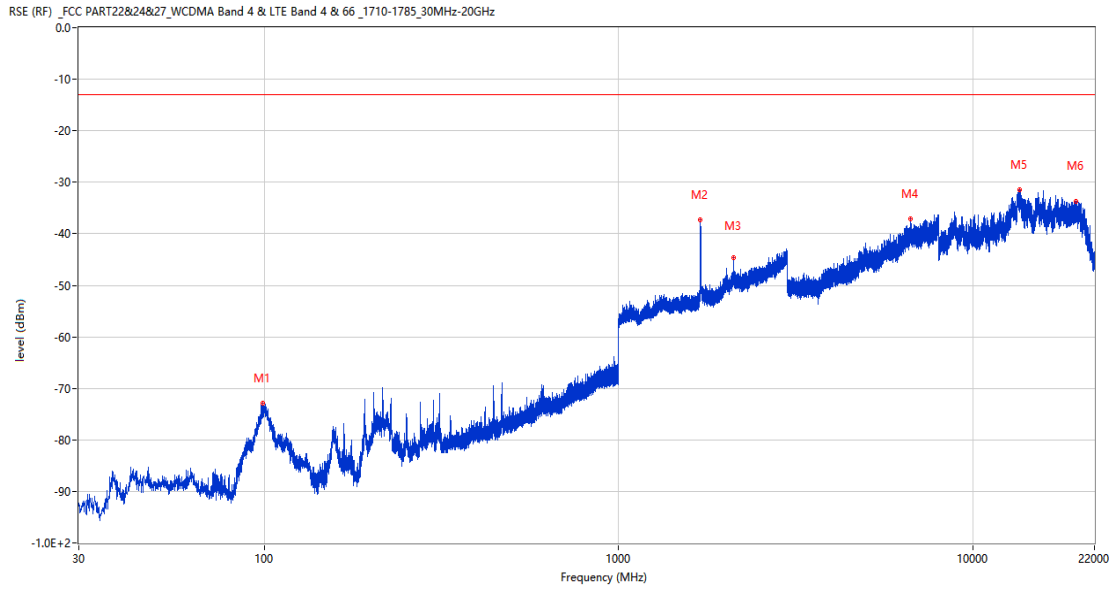
6.1 WCDMA Band 4 Low Channel

RSE-H&H WCDMA Band 4 CH1312



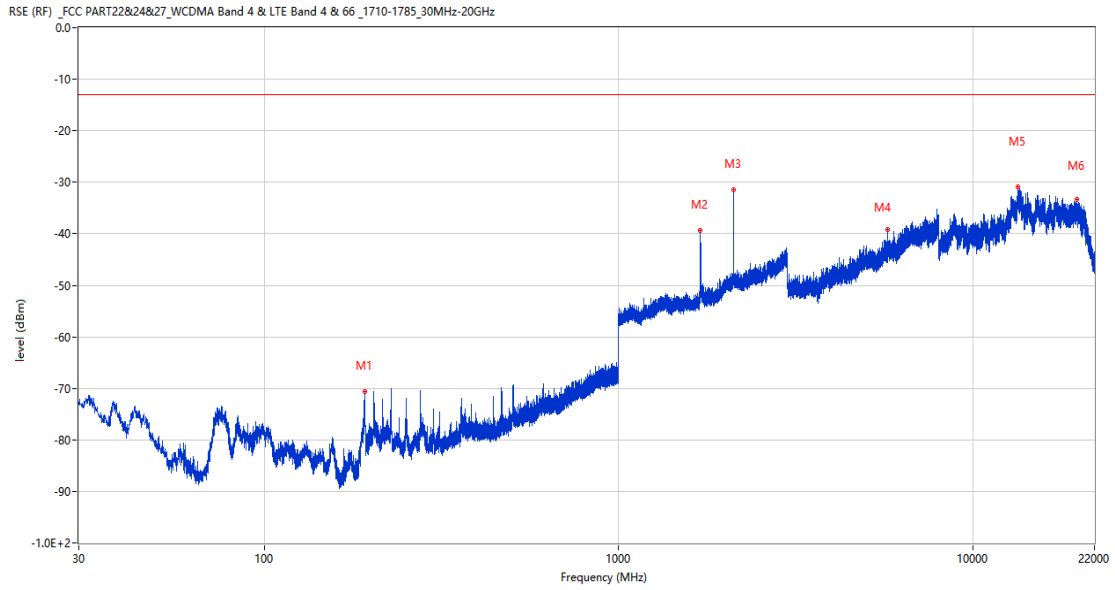
Frequency (MHz)	Result (dBm)	Factor (dB)	PK Limit (dBm)	Over Limit (dB)	Table (o)	ANT	EUT	Verdict
216.094	-66.32	-15.17	-13.0	-53.32	195.00	Horizontal	Horizontal	Pass
1701.800	-34.38	2.76	-13.0	-21.38	78.00	Horizontal	Horizontal	N/A
2113.200	-42.93	5.70	-13.0	-29.93	240.00	Horizontal	Horizontal	N/A
6676.250	-37.08	16.79	-13.0	-24.08	300.00	Horizontal	Horizontal	Pass
13361.424	-31.16	24.61	-13.0	-18.16	149.00	Horizontal	Horizontal	Pass
19601.476	-33.03	21.48	-13.0	-20.03	268.00	Horizontal	Horizontal	Pass

RSE-H&V WCDMA Band 4 CH1312



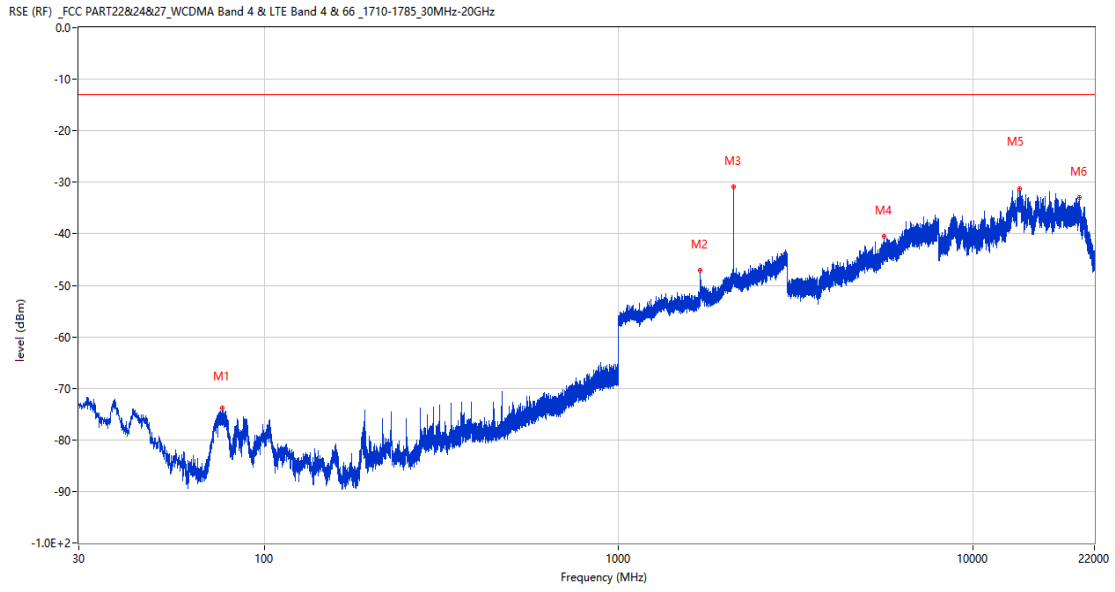
Frequency (MHz)	Result (dBm)	Factor (dB)	PK Limit (dBm)	Over Limit (dB)	Table (o)	ANT	EUT	Verdict
99.113	-72.97	-18.67	-13.0	-59.97	2.00	Horizontal	Vertical	Pass
1702.300	-37.32	2.76	-13.0	-24.32	360.00	Horizontal	Vertical	N/A
2112.300	-44.61	5.73	-13.0	-31.61	11.00	Horizontal	Vertical	N/A
6677.250	-37.14	16.79	-13.0	-24.14	360.00	Horizontal	Vertical	Pass
13542.263	-31.46	25.02	-13.0	-18.46	70.00	Horizontal	Vertical	Pass
19517.301	-33.73	21.46	-13.0	-20.73	56.00	Horizontal	Vertical	Pass

RSE-V&V WCDMA Band 4 CH1312



Frequency (MHz)	Result (dBm)	Factor (dB)	PK Limit (dBm)	Over Limit (dB)	Table (o)	ANT	EUT	Verdict
192.087	-70.57	-16.42	-13.0	-57.57	72.00	Vertical	Vertical	Pass
1701.800	-39.45	2.76	-13.0	-26.45	253.00	Vertical	Vertical	N/A
2114.300	-31.42	5.66	-13.0	-18.42	300.00	Vertical	Vertical	N/A
5744.750	-39.21	14.02	-13.0	-26.21	114.00	Vertical	Vertical	Pass
13403.975	-30.82	24.82	-13.0	-17.82	320.00	Vertical	Vertical	Pass
19588.063	-33.28	21.47	-13.0	-20.28	202.00	Vertical	Vertical	Pass

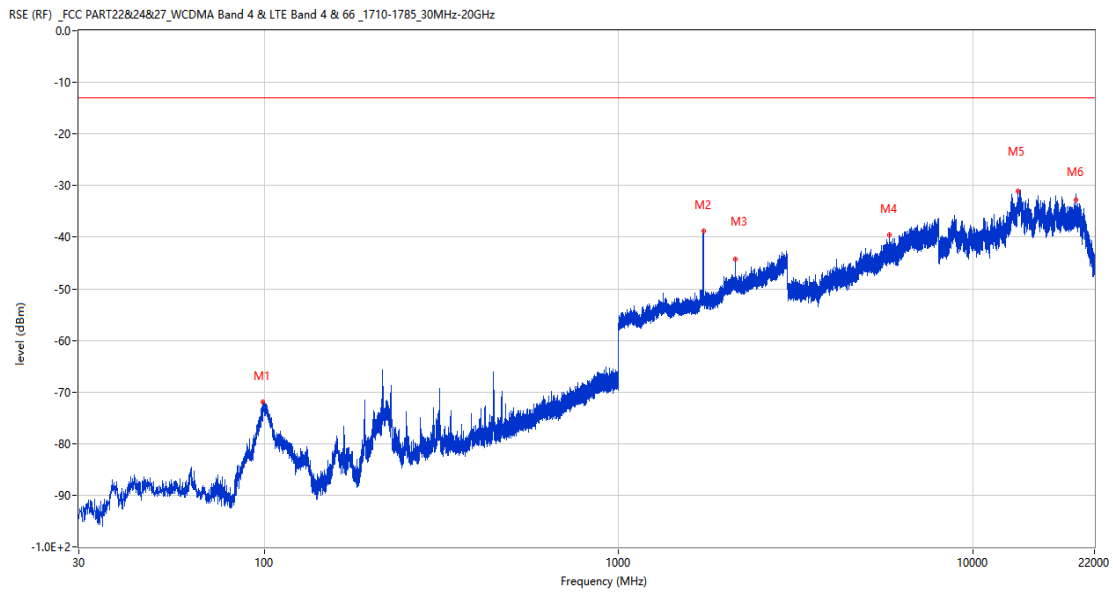
RSE-V&H WCDMA Band 4 CH1312



Frequency (MHz)	Result (dBm)	Factor (dB)	PK Limit (dBm)	Over Limit (dB)	Table (o)	ANT	EUT	Verdict
76.317	-73.88	-20.57	-13.0	-60.88	357.00	Vertical	Horizontal	Pass
1702.300	-47.17	2.76	-13.0	-34.17	39.00	Vertical	Horizontal	N/A
2112.300	-30.88	5.73	-13.0	-17.88	305.00	Vertical	Horizontal	N/A
5612.750	-40.43	13.65	-13.0	-27.43	207.00	Vertical	Horizontal	Pass
13547.813	-31.19	25.16	-13.0	-18.19	354.00	Vertical	Horizontal	Pass
19994.599	-32.97	21.58	-13.0	-19.97	94.00	Vertical	Horizontal	Pass

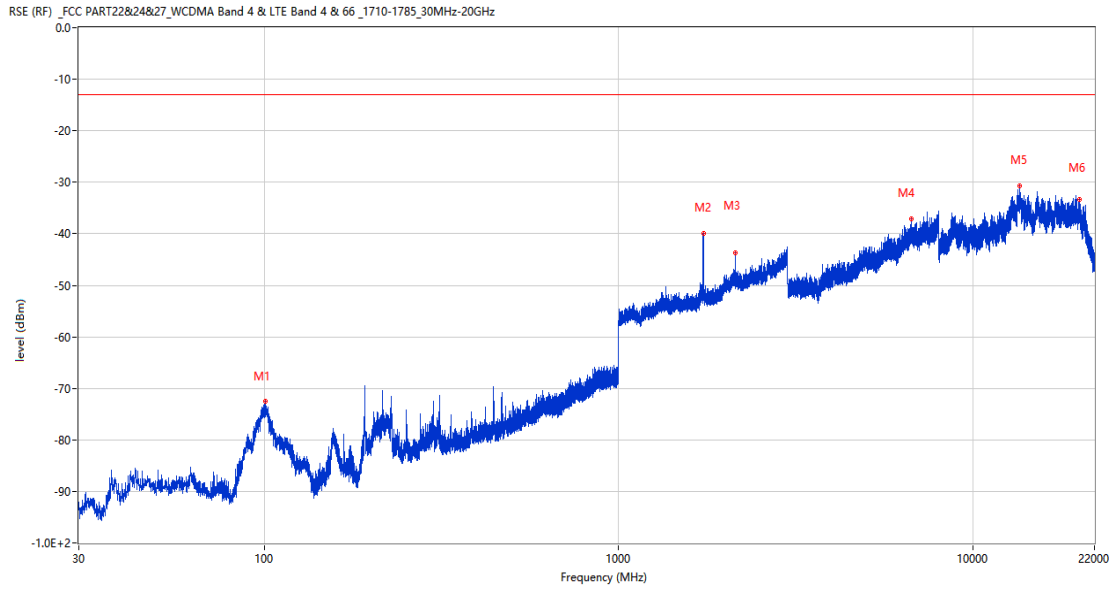
6.2 WCDMA Band 4 Middle Channel

RSE-H&H WCDMA Band 4 CH1412



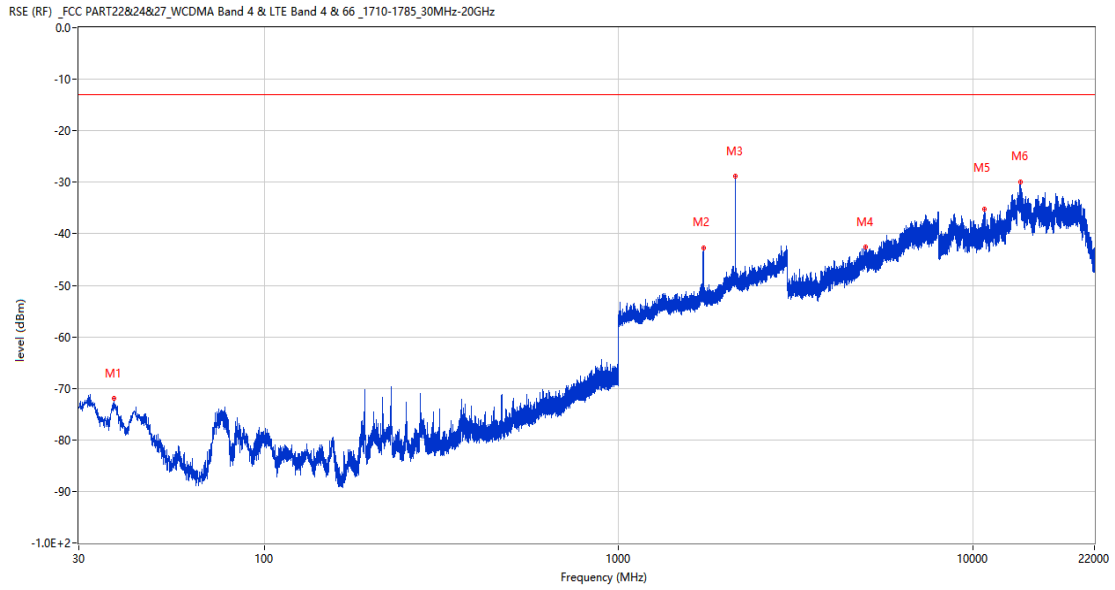
Frequency (MHz)	Result (dBm)	Factor (dB)	PK Limit (dBm)	Over Limit (dB)	Table (o)	ANT	EUT	Verdict
99.161	-71.89	-18.67	-13.0	-58.89	7.00	Horizontal	Horizontal	Pass
1733.900	-38.78	2.43	-13.0	-25.78	223.00	Horizontal	Horizontal	N/A
2133.300	-44.24	4.86	-13.0	-31.24	234.00	Horizontal	Horizontal	N/A
5814.750	-39.52	14.62	-13.0	-26.52	360.00	Horizontal	Horizontal	Pass
13408.137	-31.14	24.79	-13.0	-18.14	135.00	Horizontal	Horizontal	Pass
19516.838	-32.73	21.46	-13.0	-19.73	135.00	Horizontal	Horizontal	Pass

RSE-H&V WCDMA Band 4 CH1412



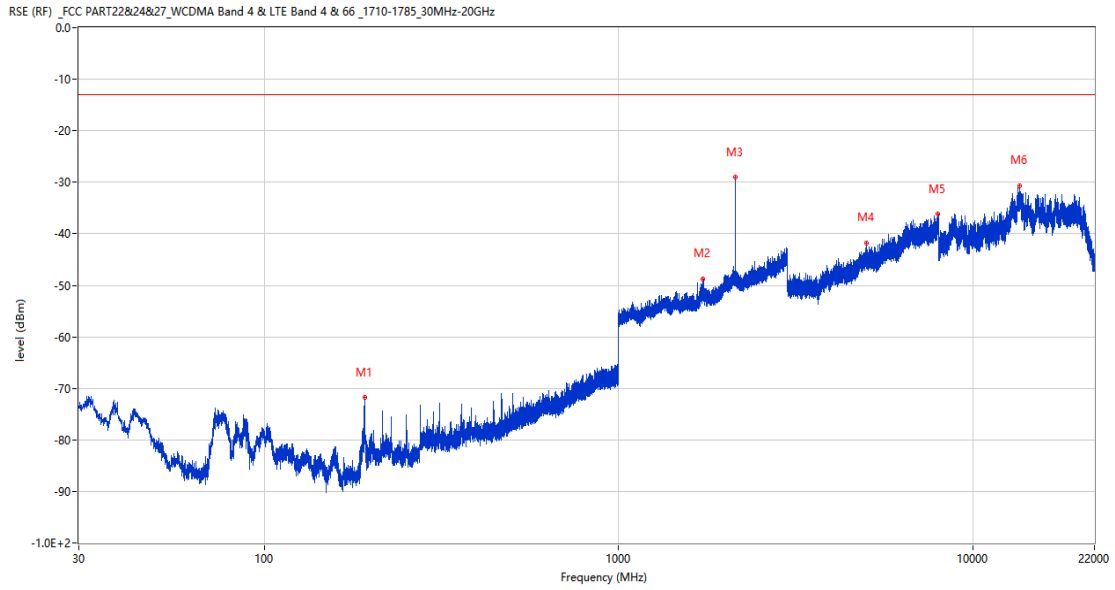
Frequency (MHz)	Result (dBm)	Factor (dB)	PK Limit (dBm)	Over Limit (dB)	Table (o)	ANT	EUT	Verdict
100.810	-72.57	-18.63	-13.0	-59.57	-2.00	Horizontal	Vertical	Pass
1733.900	-39.89	2.43	-13.0	-26.89	7.00	Horizontal	Vertical	N/A
2134.300	-43.74	4.99	-13.0	-30.74	37.00	Horizontal	Vertical	N/A
6681.500	-37.11	16.93	-13.0	-24.11	238.00	Horizontal	Vertical	Pass
13562.613	-30.71	25.13	-13.0	-17.71	49.00	Horizontal	Vertical	Pass
20003.387	-33.34	21.58	-13.0	-20.34	69.00	Horizontal	Vertical	Pass

RSE-V&V WCDMA Band 4 CH1412



Frequency (MHz)	Result (dBm)	Factor (dB)	PK Limit (dBm)	Over Limit (dB)	Table (o)	ANT	EUT	Verdict
37.712	-71.87	-20.67	-13.0	-58.87	138.00	Vertical	Vertical	Pass
1734.000	-42.83	2.43	-13.0	-29.83	234.00	Vertical	Vertical	N/A
2134.200	-28.86	4.97	-13.0	-15.86	361.00	Vertical	Vertical	N/A
4989.000	-42.57	13.14	-13.0	-29.57	70.00	Vertical	Vertical	Pass
10784.687	-35.20	19.30	-13.0	-22.20	229.00	Vertical	Vertical	Pass
13572.787	-30.00	25.06	-13.0	-17.00	362.00	Vertical	Vertical	Pass

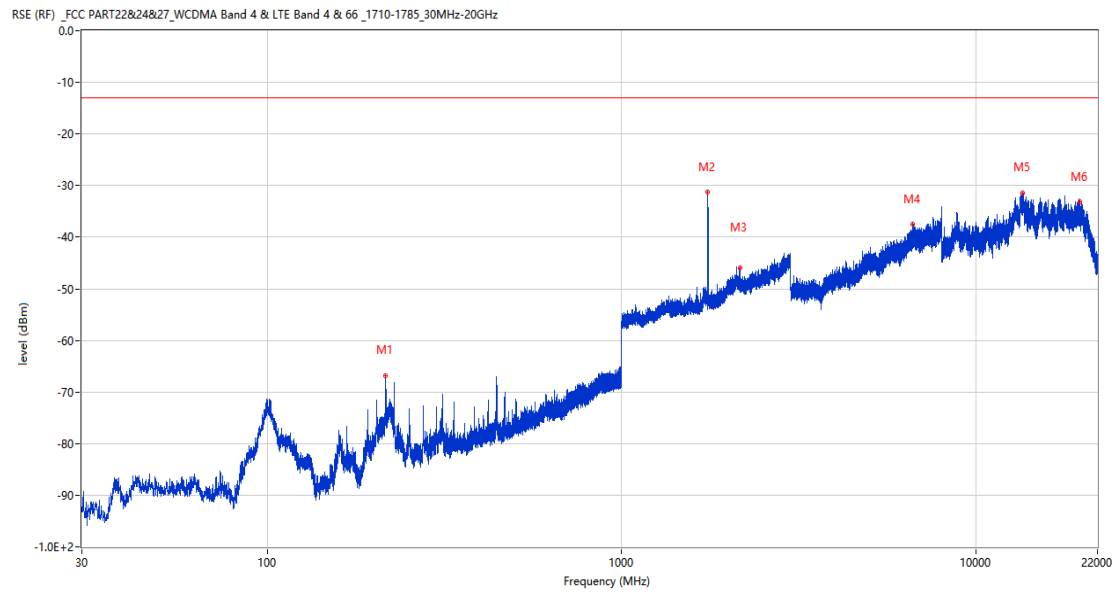
RSE-V&H WCDMA Band 4 CH1412



Frequency (MHz)	Result (dBm)	Factor (dB)	PK Limit (dBm)	Over Limit (dB)	Table (o)	ANT	EUT	Verdict
192.620	-71.83	-16.29	-13.0	-58.83	79.00	Vertical	Horizontal	Pass
1732.700	-48.83	2.44	-13.0	-35.83	-1.00	Vertical	Horizontal	N/A
2134.500	-28.95	5.02	-13.0	-15.95	283.00	Vertical	Horizontal	N/A
4993.750	-41.82	12.94	-13.0	-28.82	7.00	Vertical	Horizontal	Pass
7968.500	-36.15	18.09	-13.0	-23.15	361.00	Vertical	Horizontal	Pass
13533.013	-30.72	24.79	-13.0	-17.72	89.00	Vertical	Horizontal	Pass

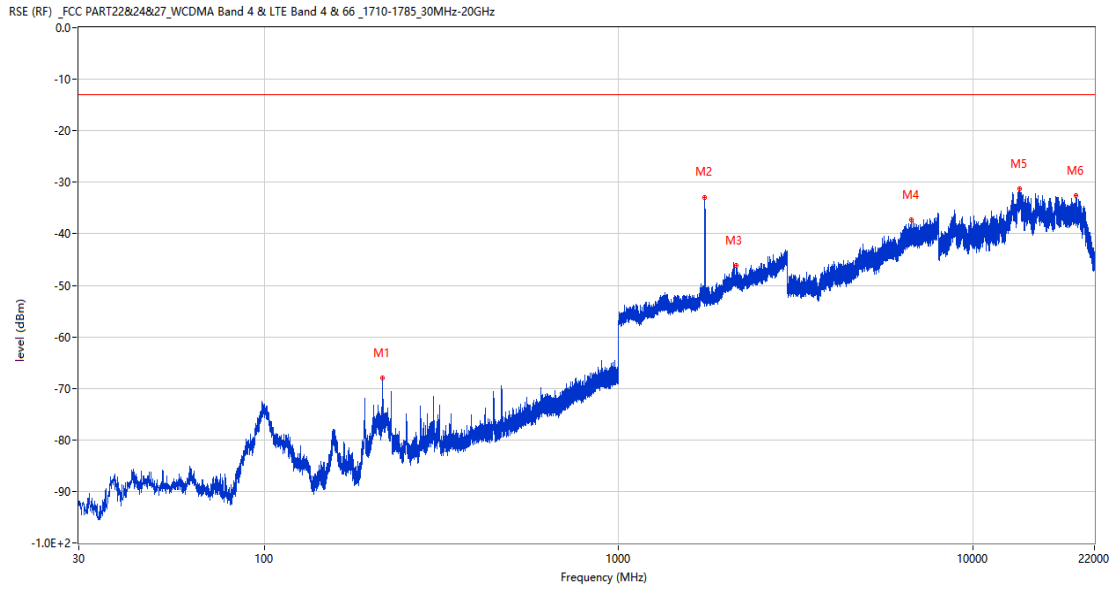
6.3 WCDMA Band 4 High Channel

RSE-H&H WCDMA Band 4 CH1513



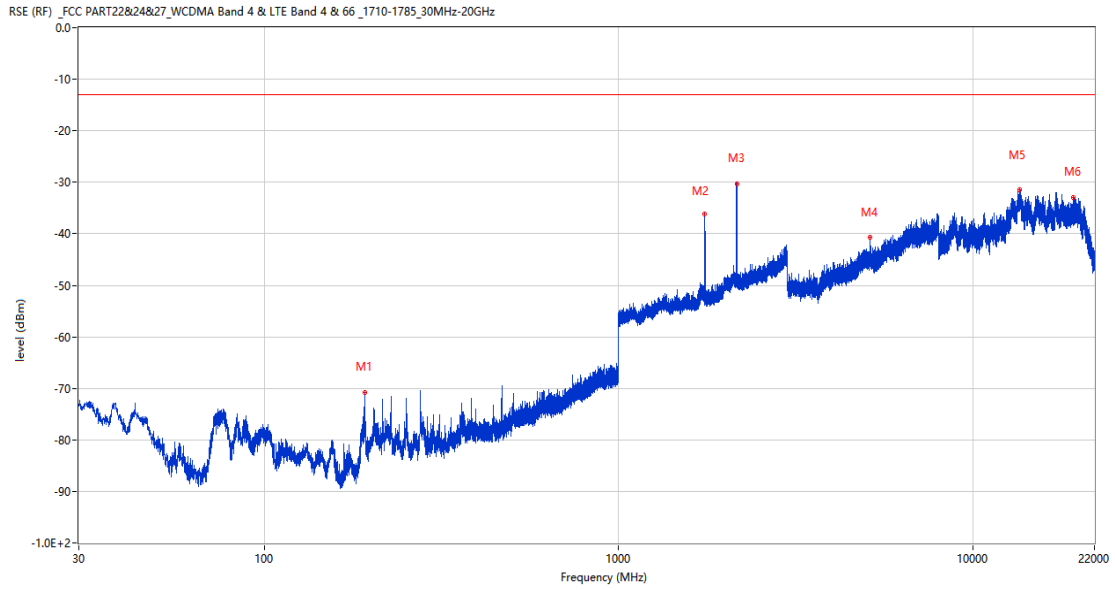
Frequency (MHz)	Result (dBm)	Factor (dB)	PK Limit (dBm)	Over Limit (dB)	Table (o)	ANT	EUT	Verdict
215.949	-66.77	-15.19	-13.0	-53.77	64.00	Horizontal	Horizontal	Pass
1752.200	-31.29	2.25	-13.0	-18.29	222.00	Horizontal	Horizontal	N/A
2154.900	-46.01	4.86	-13.0	-33.01	235.00	Horizontal	Horizontal	N/A
6609.750	-37.55	16.04	-13.0	-24.55	187.00	Horizontal	Horizontal	Pass
13567.700	-31.40	25.10	-13.0	-18.40	189.00	Horizontal	Horizontal	Pass
19569.562	-33.20	21.47	-13.0	-20.20	250.00	Horizontal	Horizontal	Pass

RSE-H&V WCDMA Band 4 CH1513



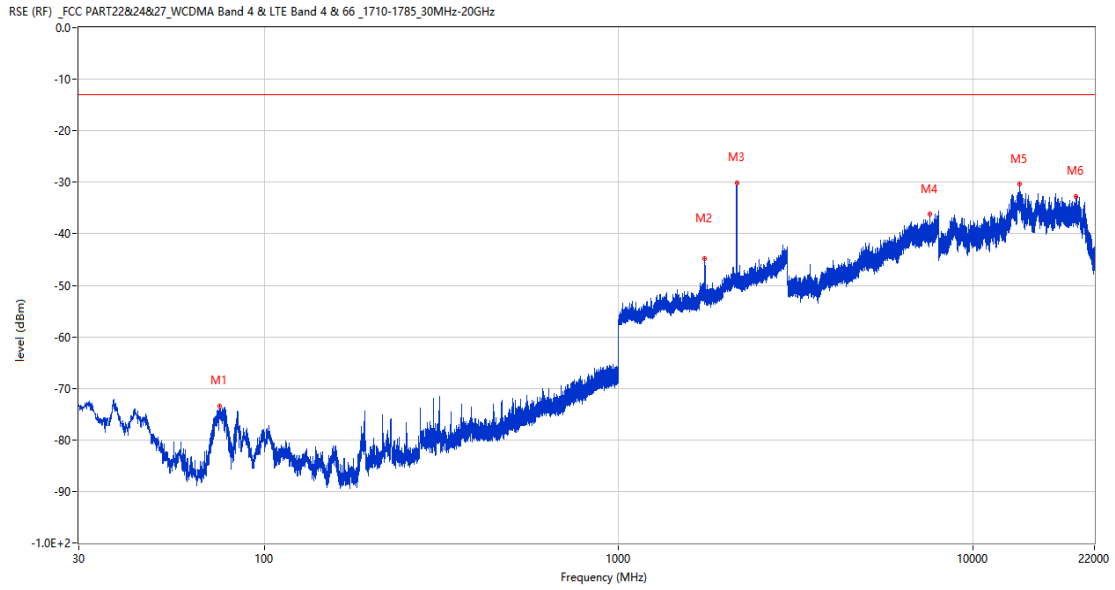
Frequency (MHz)	Result (dBm)	Factor (dB)	PK Limit (dBm)	Over Limit (dB)	Table (o)	ANT	EUT	Verdict
216.094	-68.04	-15.17	-13.0	-55.04	28.00	Horizontal	Vertical	Pass
1752.100	-32.93	2.25	-13.0	-19.93	223.00	Horizontal	Vertical	N/A
2153.100	-46.14	4.94	-13.0	-33.14	253.00	Horizontal	Vertical	N/A
6687.250	-37.34	17.06	-13.0	-24.34	248.00	Horizontal	Vertical	Pass
13563.537	-31.30	25.13	-13.0	-18.30	351.00	Horizontal	Vertical	Pass
19554.761	-32.67	21.47	-13.0	-19.67	112.00	Horizontal	Vertical	Pass

RSE-V&V WCDMA Band 4 CH1513



Frequency (MHz)	Result (dBm)	Factor (dB)	PK Limit (dBm)	Over Limit (dB)	Table (o)	ANT	EUT	Verdict
192.136	-70.76	-16.41	-13.0	-57.76	263.00	Vertical	Vertical	Pass
1752.100	-36.22	2.25	-13.0	-23.22	120.00	Vertical	Vertical	N/A
2154.500	-30.32	4.86	-13.0	-17.32	7.00	Vertical	Vertical	N/A
5111.500	-40.72	12.28	-13.0	-27.72	82.00	Vertical	Vertical	Pass
13557.987	-31.43	25.16	-13.0	-18.43	361.00	Vertical	Vertical	Pass
19219.913	-33.03	21.38	-13.0	-20.03	87.00	Vertical	Vertical	Pass

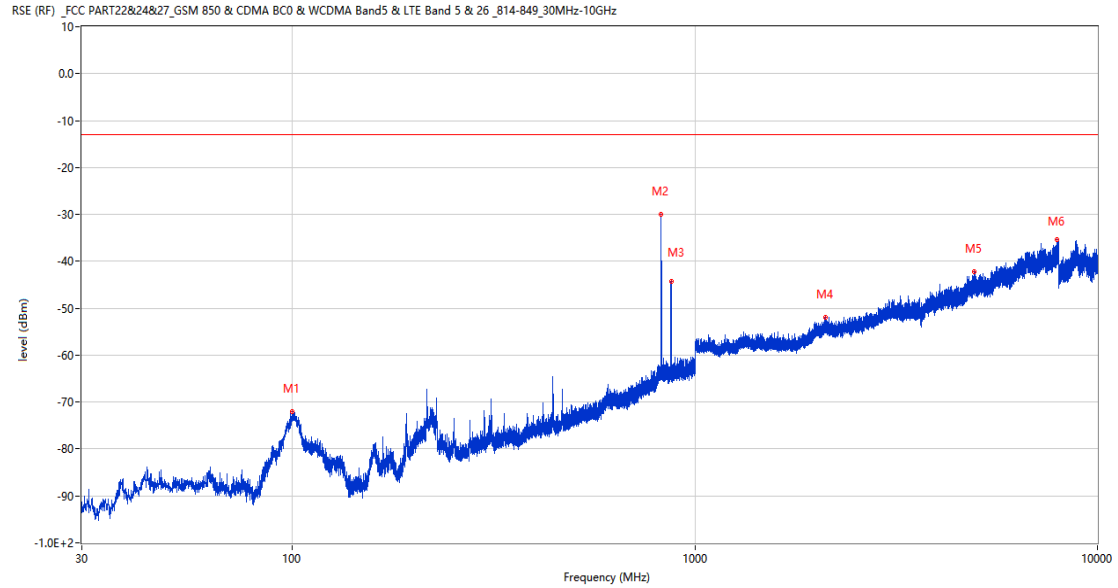
RSE-V&H WCDMA Band 4 CH1513



Frequency (MHz)	Result (dBm)	Factor (dB)	PK Limit (dBm)	Over Limit (dB)	Table (o)	ANT	EUT	Verdict
75.057	-73.43	-20.33	-13.0	-60.43	358.00	Vertical	Horizontal	Pass
1752.100	-44.89	2.25	-13.0	-31.89	330.00	Vertical	Horizontal	N/A
2153.500	-30.07	4.89	-13.0	-17.07	270.00	Vertical	Horizontal	N/A
7566.750	-36.23	17.45	-13.0	-23.23	90.00	Vertical	Horizontal	Pass
13564.000	-30.41	25.12	-13.0	-17.41	-1.00	Vertical	Horizontal	Pass
19557.538	-32.80	21.47	-13.0	-19.80	212.00	Vertical	Horizontal	Pass

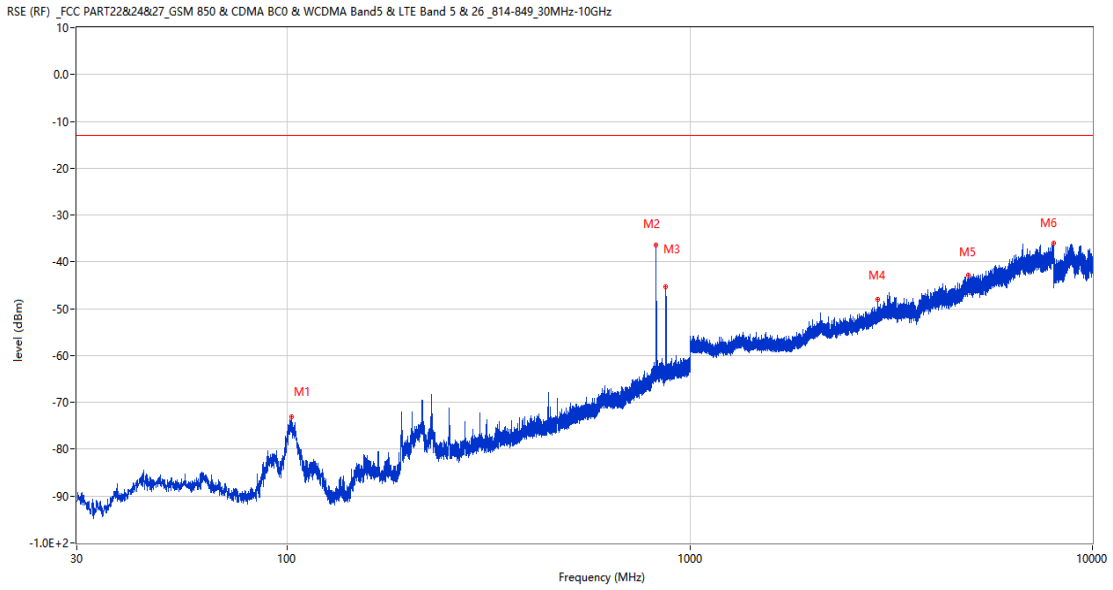
7 WCDMA Band 5
7.1 WCDMA Band 5 Low Channel

RSE-H&H WCDMA Band 5 CH4132



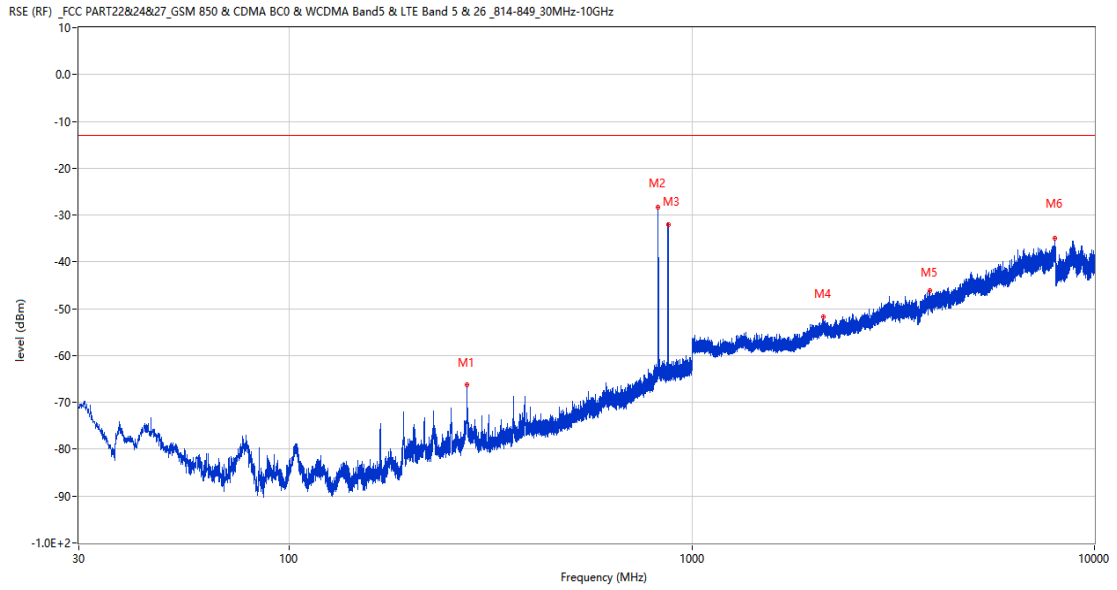
Frequency (MHz)	Result (dBm)	Factor (dB)	PK Limit (dBm)	Over Limit (dB)	Table (o)	ANT	EUT	Verdict
99.888	-71.98	-17.14	-13.0	-58.98	11.00	Horizontal	Horizontal	Pass
824.575	-29.96	6.91	-13.0	-16.96	314.00	Horizontal	Horizontal	N/A
872.591	-44.26	6.42	-13.0	-31.26	231.00	Horizontal	Horizontal	N/A
2106.600	-52.01	0.27	-13.0	-39.01	-1.00	Horizontal	Horizontal	Pass
4938.250	-42.16	12.74	-13.0	-29.16	337.00	Horizontal	Horizontal	Pass
7931.750	-35.34	18.77	-13.0	-22.34	109.00	Horizontal	Horizontal	Pass

RSE-H&V WCDMA Band 5 CH4132



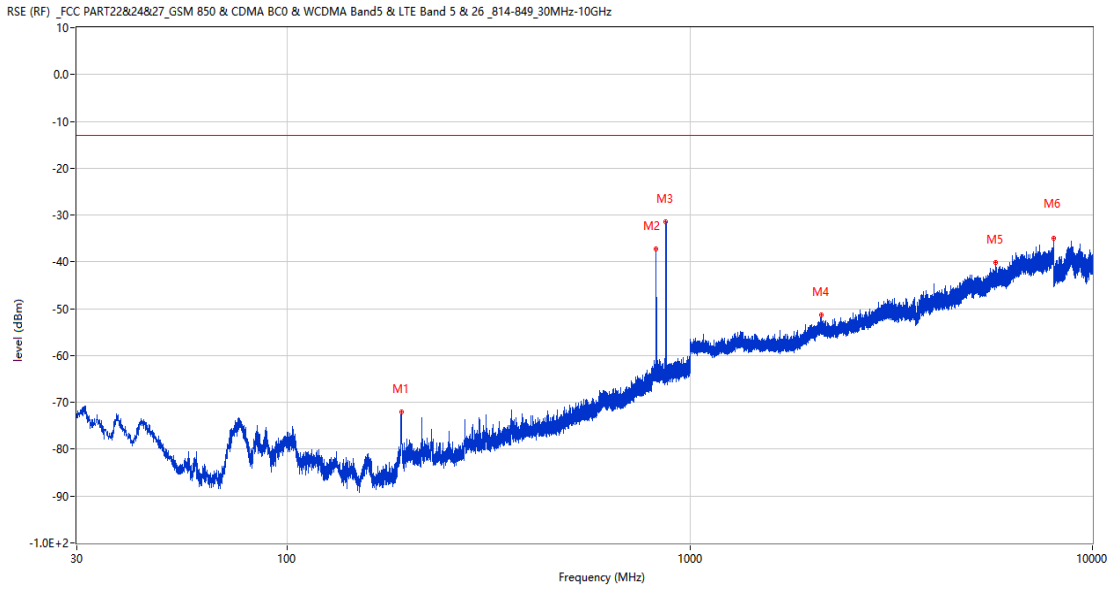
Frequency (MHz)	Result (dBm)	Factor (dB)	PK Limit (dBm)	Over Limit (dB)	Table (o)	ANT	EUT	Verdict
102.216	-73.02	-17.19	-13.0	-60.02	0.00	Horizontal	Vertical	Pass
824.575	-36.43	6.91	-13.0	-23.43	15.00	Horizontal	Vertical	N/A
870.554	-45.29	6.38	-13.0	-32.29	243.00	Horizontal	Vertical	N/A
2928.500	-48.05	4.25	-13.0	-35.05	184.00	Horizontal	Vertical	Pass
4912.750	-42.87	13.12	-13.0	-29.87	206.00	Horizontal	Vertical	Pass
7998.500	-36.06	18.88	-13.0	-23.06	153.00	Horizontal	Vertical	Pass

RSE-V&V WCDMA Band 5 CH4132



Frequency (MHz)	Result (dBm)	Factor (dB)	PK Limit (dBm)	Over Limit (dB)	Table (o)	ANT	EUT	Verdict
276.622	-66.23	-10.02	-13.0	-53.23	70.00	Vertical	Vertical	Pass
824.575	-28.23	6.91	-13.0	-15.23	83.00	Vertical	Vertical	N/A
872.639	-32.11	6.43	-13.0	-19.11	156.00	Vertical	Vertical	N/A
2118.600	-51.73	-0.05	-13.0	-38.73	250.00	Vertical	Vertical	Pass
3901.750	-46.22	10.16	-13.0	-33.22	300.00	Vertical	Vertical	Pass
7970.500	-35.01	18.08	-13.0	-22.01	216.00	Vertical	Vertical	Pass

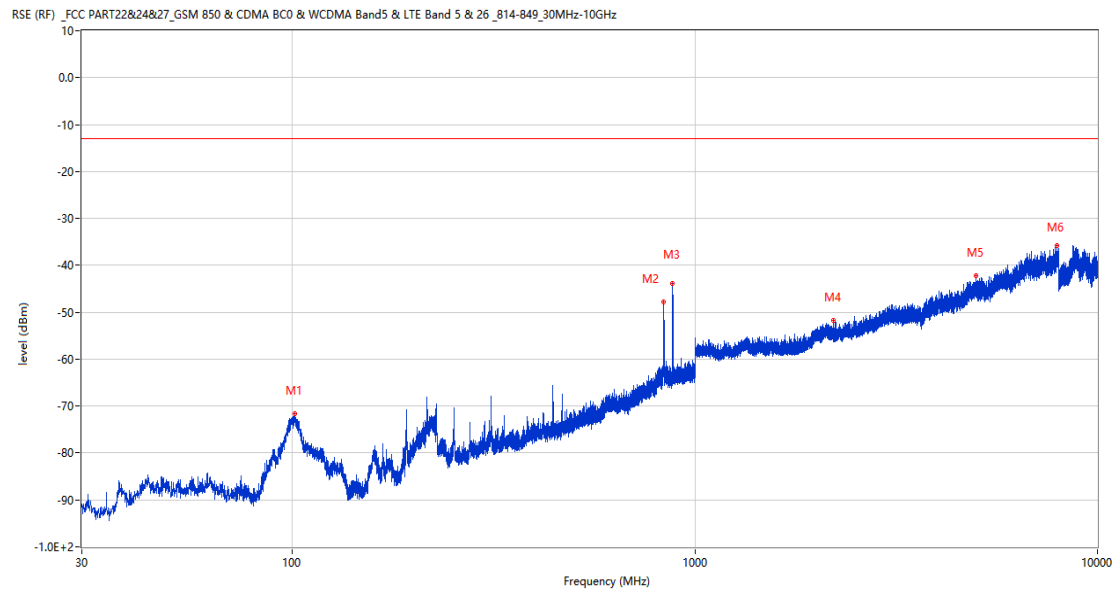
RSE-V&H WCDMA Band 5 CH4132



Frequency (MHz)	Result (dBm)	Factor (dB)	PK Limit (dBm)	Over Limit (dB)	Table (o)	ANT	EUT	Verdict
192.087	-71.97	-14.37	-13.0	-58.97	100.00	Vertical	Horizontal	Pass
824.866	-37.26	6.92	-13.0	-24.26	40.00	Vertical	Horizontal	N/A
869.923	-31.46	6.40	-13.0	-18.46	121.00	Vertical	Horizontal	N/A
2116.300	-51.39	0.08	-13.0	-38.39	273.00	Vertical	Horizontal	Pass
5751.750	-40.04	14.16	-13.0	-27.04	196.00	Vertical	Horizontal	Pass
7997.500	-34.99	18.88	-13.0	-21.99	167.00	Vertical	Horizontal	Pass

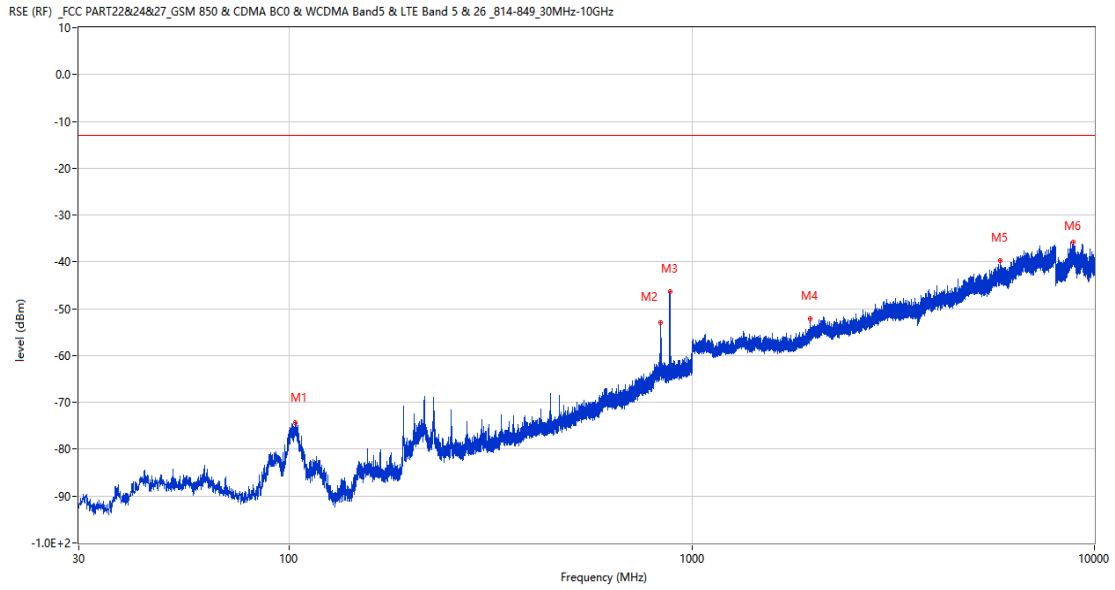
7.2 WCDMA Band 5 Middle Channel

RSE-H&H WCDMA Band 5 CH4182



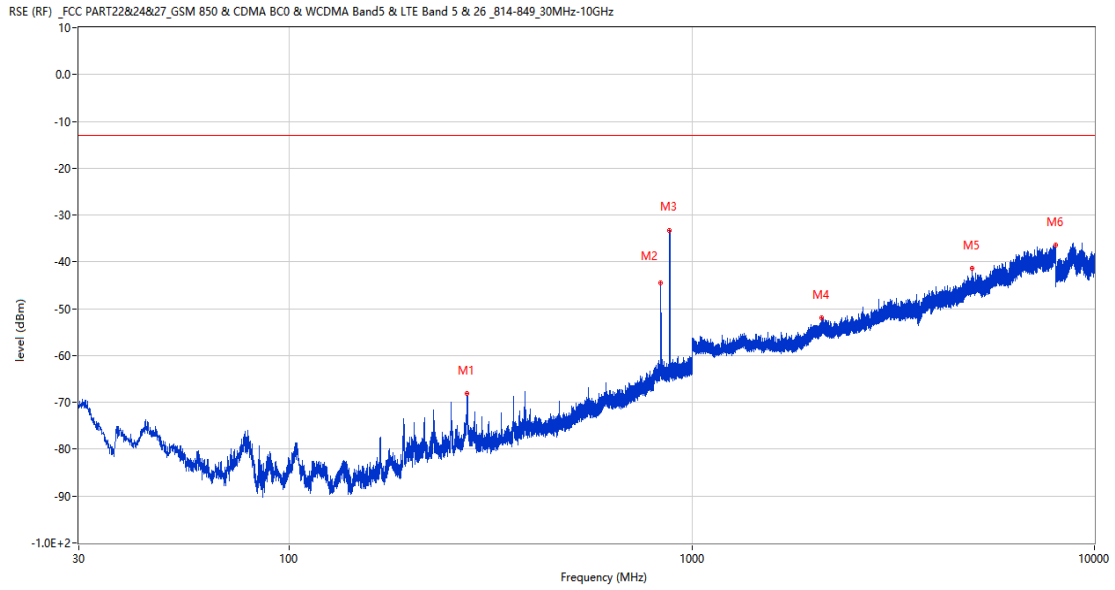
Frequency (MHz)	Result (dBm)	Factor (dB)	PK Limit (dBm)	Over Limit (dB)	Table (o)	ANT	EUT	Verdict
101.586	-71.59	-17.15	-13.0	-58.59	335.00	Horizontal	Horizontal	Pass
836.943	-47.85	7.13	-13.0	-34.85	34.00	Horizontal	Horizontal	N/A
879.914	-43.83	6.59	-13.0	-30.83	259.00	Horizontal	Horizontal	N/A
2210.500	-51.69	-0.65	-13.0	-38.69	140.00	Horizontal	Horizontal	Pass
4993.000	-42.22	13.02	-13.0	-29.22	294.00	Horizontal	Horizontal	Pass
7937.500	-35.85	18.95	-13.0	-22.85	323.00	Horizontal	Horizontal	Pass

RSE-H&V WCDMA Band 5 CH4182



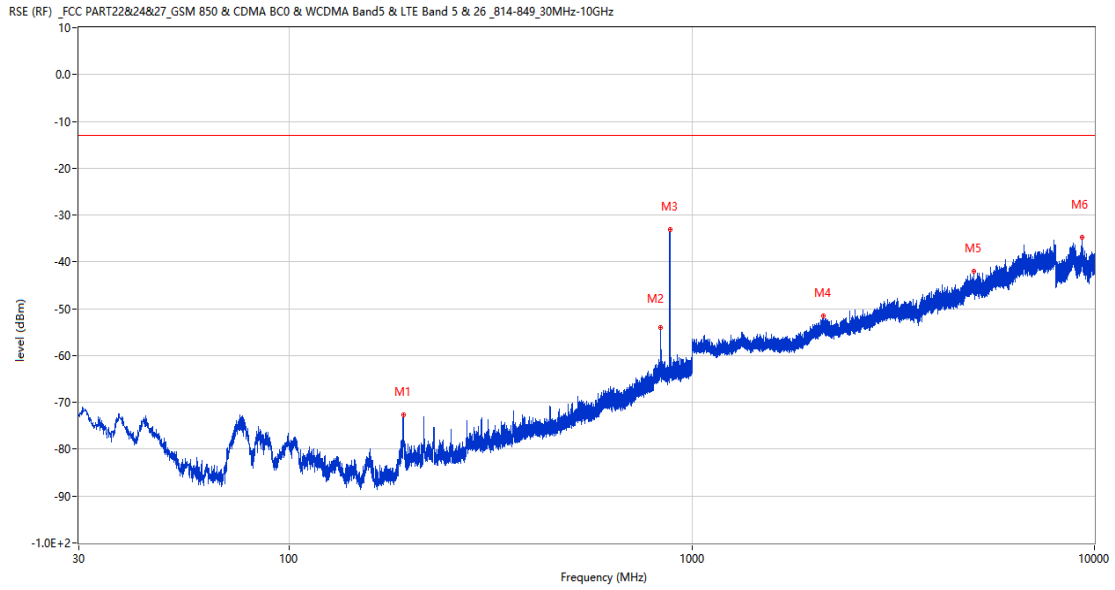
Frequency (MHz)	Result (dBm)	Factor (dB)	PK Limit (dBm)	Over Limit (dB)	Table (o)	ANT	EUT	Verdict
103.526	-74.40	-17.13	-13.0	-61.40	10.00	Horizontal	Vertical	Pass
836.458	-52.96	7.13	-13.0	-39.96	30.00	Horizontal	Vertical	N/A
881.999	-46.44	6.77	-13.0	-33.44	110.00	Horizontal	Vertical	N/A
1963.700	-52.18	-1.54	-13.0	-39.18	0.00	Horizontal	Vertical	Pass
5834.250	-39.70	14.85	-13.0	-26.70	334.00	Horizontal	Vertical	Pass
8870.799	-35.69	20.11	-13.0	-22.69	0.00	Horizontal	Vertical	Pass

RSE-V&V WCDMA Band 5 CH4182



Frequency (MHz)	Result (dBm)	Factor (dB)	PK Limit (dBm)	Over Limit (dB)	Table (o)	ANT	EUT	Verdict
276.574	-68.02	-10.03	-13.0	-55.02	63.00	Vertical	Vertical	Pass
837.089	-44.40	7.14	-13.0	-31.40	2.00	Vertical	Vertical	N/A
879.817	-33.22	6.57	-13.0	-20.22	108.00	Vertical	Vertical	N/A
2102.000	-51.95	0.09	-13.0	-38.95	65.00	Vertical	Vertical	Pass
4974.000	-41.44	13.47	-13.0	-28.44	334.00	Vertical	Vertical	Pass
7996.500	-36.49	18.80	-13.0	-23.49	7.00	Vertical	Vertical	Pass

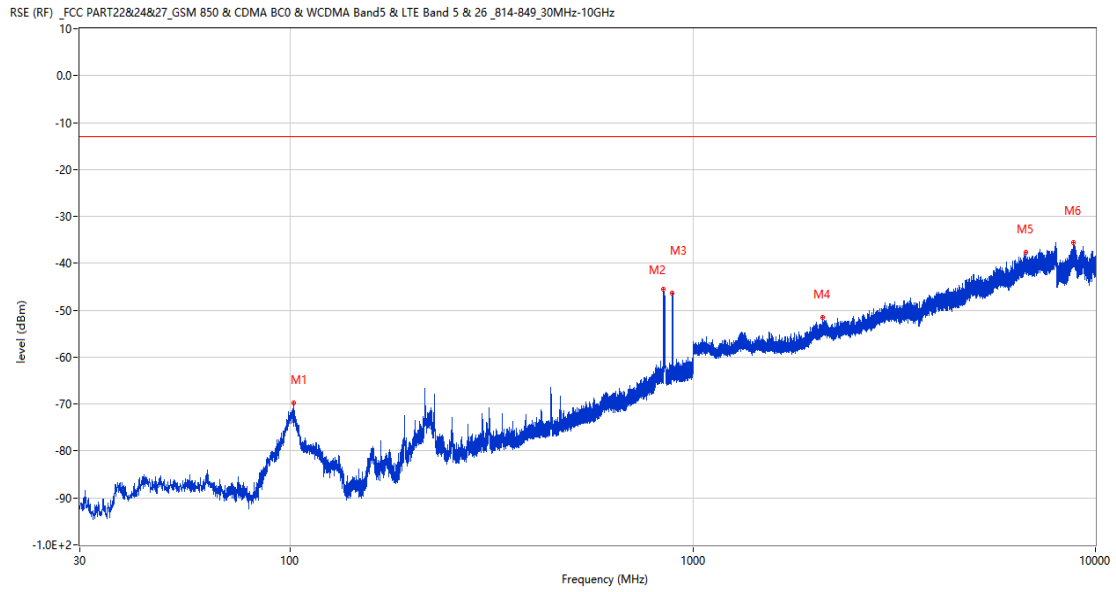
RSE-V&H WCDMA Band 5 CH4182



Frequency (MHz)	Result (dBm)	Factor (dB)	PK Limit (dBm)	Over Limit (dB)	Table (o)	ANT	EUT	Verdict
192.184	-72.58	-14.35	-13.0	-59.58	62.00	Vertical	Horizontal	Pass
836.313	-54.06	7.12	-13.0	-41.06	35.00	Vertical	Horizontal	N/A
882.436	-33.15	6.80	-13.0	-20.15	222.00	Vertical	Horizontal	N/A
2116.700	-51.46	0.05	-13.0	-38.46	346.00	Vertical	Horizontal	Pass
5009.500	-41.98	12.46	-13.0	-28.98	21.00	Vertical	Horizontal	Pass
9318.100	-34.75	19.55	-13.0	-21.75	169.00	Vertical	Horizontal	Pass

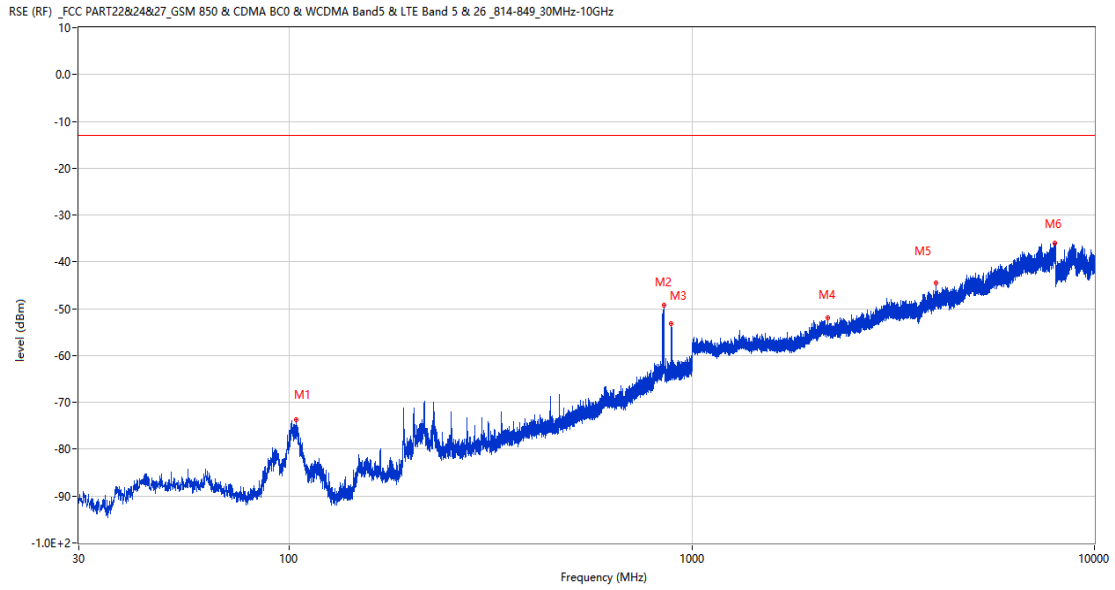
7.3 WCDMA Band 5 High Channel

RSE-H&H WCDMA Band 5 CH4233



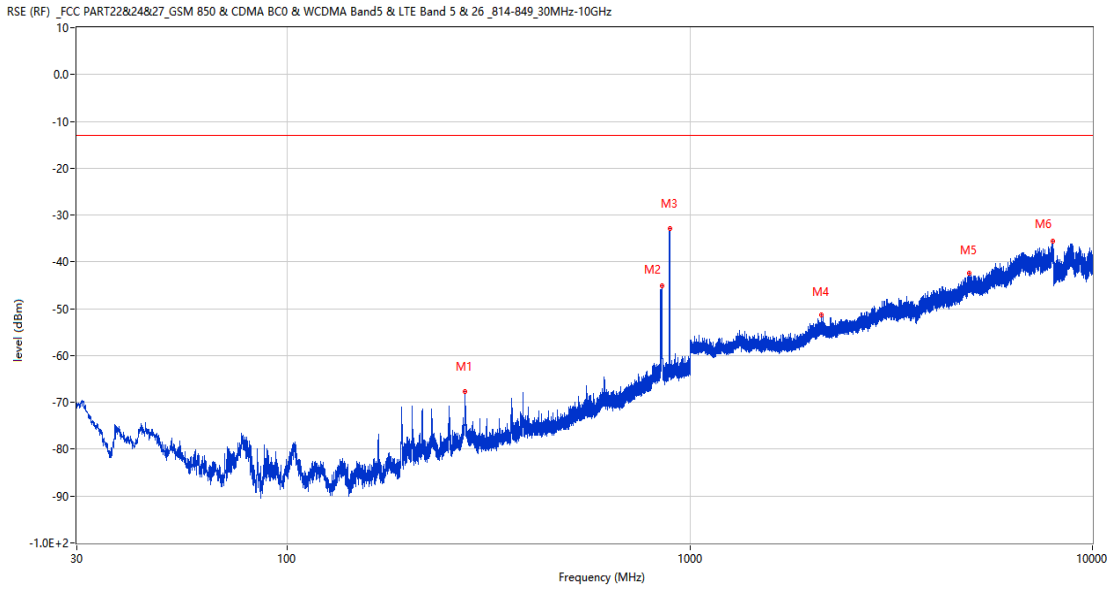
Frequency (MHz)	Result (dBm)	Factor (dB)	PK Limit (dBm)	Over Limit (dB)	Table (o)	ANT	EUT	Verdict
101.974	-69.82	-17.19	-13.0	-56.82	359.00	Horizontal	Horizontal	Pass
844.897	-45.59	7.26	-13.0	-32.59	25.00	Horizontal	Horizontal	N/A
890.002	-46.42	7.03	-13.0	-33.42	232.00	Horizontal	Horizontal	N/A
2101.000	-51.46	0.06	-13.0	-38.46	319.00	Horizontal	Horizontal	Pass
6714.000	-37.71	16.66	-13.0	-24.71	324.00	Horizontal	Horizontal	Pass
8832.800	-35.50	20.08	-13.0	-22.50	324.00	Horizontal	Horizontal	Pass

RSE-H&V WCDMA Band 5 CH4233



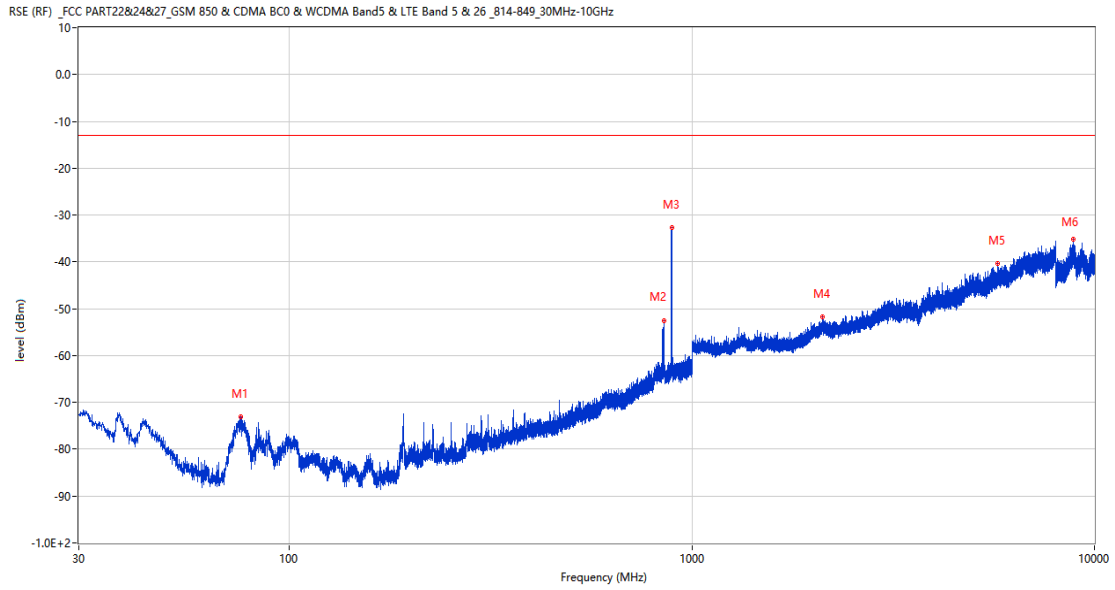
Frequency (MHz)	Result (dBm)	Factor (dB)	PK Limit (dBm)	Over Limit (dB)	Table (o)	ANT	EUT	Verdict
103.769	-73.59	-17.16	-13.0	-60.59	0.00	Horizontal	Vertical	Pass
854.015	-49.19	7.39	-13.0	-36.19	192.00	Horizontal	Vertical	N/A
890.002	-53.18	7.03	-13.0	-40.18	132.00	Horizontal	Vertical	N/A
2176.700	-52.02	-0.13	-13.0	-39.02	123.00	Horizontal	Vertical	Pass
4050.750	-44.57	10.87	-13.0	-31.57	289.00	Horizontal	Vertical	Pass
7963.250	-35.96	18.15	-13.0	-22.96	144.00	Horizontal	Vertical	Pass

RSE-V&V WCDMA Band 5 CH4233



Frequency (MHz)	Result (dBm)	Factor (dB)	PK Limit (dBm)	Over Limit (dB)	Table (o)	ANT	EUT	Verdict
276.526	-67.65	-10.04	-13.0	-54.65	30.00	Vertical	Vertical	Pass
853.821	-45.16	7.38	-13.0	-32.16	66.00	Vertical	Vertical	N/A
892.815	-32.98	6.93	-13.0	-19.98	163.00	Vertical	Vertical	N/A
2126.400	-51.40	-0.31	-13.0	-38.40	109.00	Vertical	Vertical	Pass
4952.000	-42.49	12.83	-13.0	-29.49	91.00	Vertical	Vertical	Pass
7990.000	-35.56	18.40	-13.0	-22.56	7.00	Vertical	Vertical	Pass

RSE-V&H WCDMA Band 5 CH4233



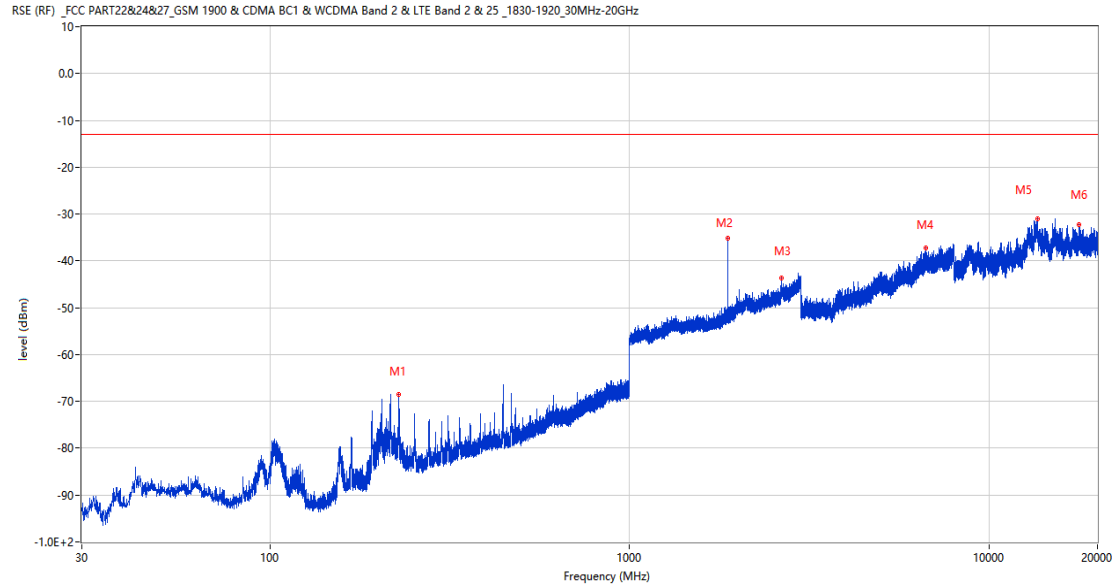
Frequency (MHz)	Result (dBm)	Factor (dB)	PK Limit (dBm)	Over Limit (dB)	Table (o)	ANT	EUT	Verdict
75.881	-73.00	-19.31	-13.0	-60.00	352.00	Vertical	Horizontal	Pass
852.948	-52.62	7.37	-13.0	-39.62	24.00	Vertical	Horizontal	N/A
891.748	-32.72	6.96	-13.0	-19.72	140.00	Vertical	Horizontal	N/A
2107.600	-51.78	0.24	-13.0	-38.78	86.00	Vertical	Horizontal	Pass
5742.500	-40.26	13.93	-13.0	-27.26	295.00	Vertical	Horizontal	Pass
8841.700	-35.12	20.22	-13.0	-22.12	-1.00	Vertical	Horizontal	Pass

LTE

8 LTE Band 2

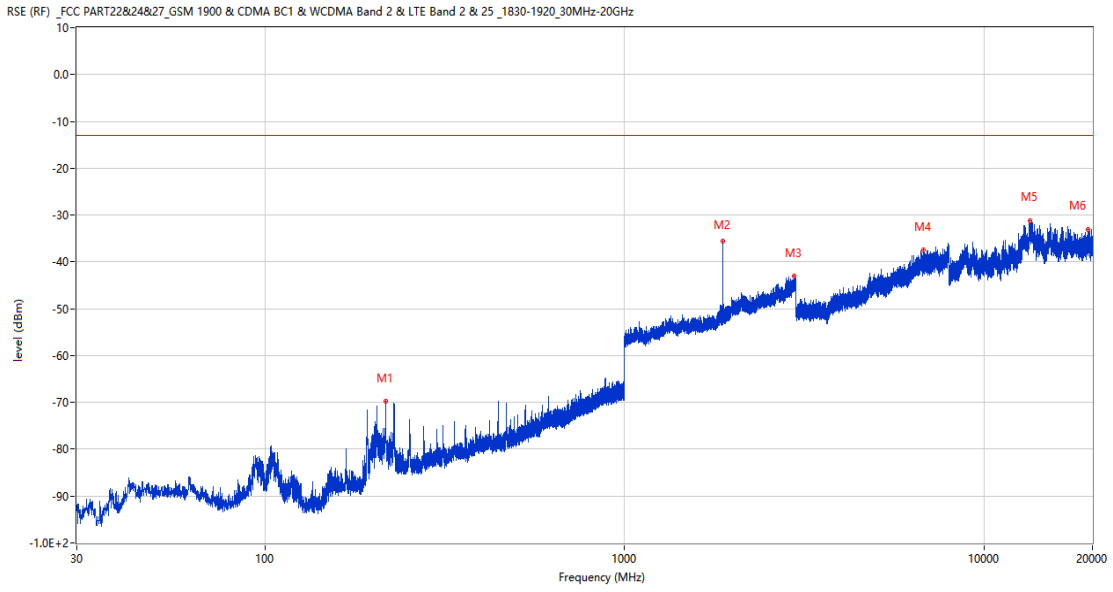
8.1 LTE Band 2 BW1.4, Middle Channel

RSE-H&H LTE Band 2 BW1.4 CH18900



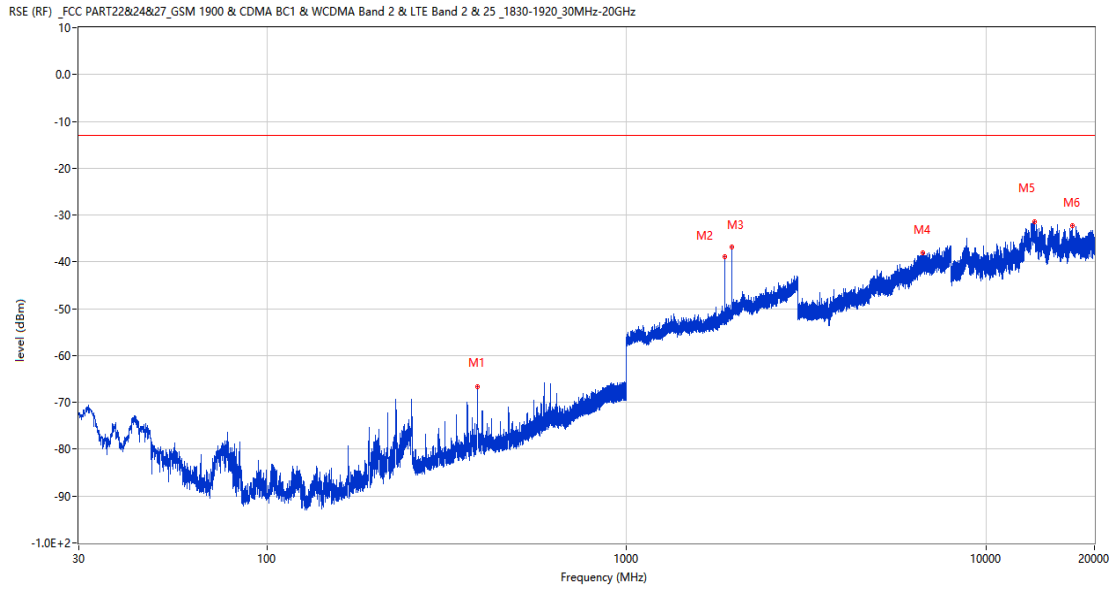
Frequency (MHz)	Result (dBm)	Factor (dB)	PK Limit (dBm)	Over Limit (dB)	Table (o)	ANT	EUT	Verdict
228.608	-68.45	-13.93	-13.0	-55.45	230.00	Horizontal	Horizontal	Pass
1879.400	-35.23	2.75	-13.0	-22.23	185.00	Horizontal	Horizontal	N/A
2646.700	-43.73	9.16	-13.0	-30.73	292.00	Horizontal	Horizontal	Pass
6672.250	-37.31	16.61	-13.0	-24.31	230.00	Horizontal	Horizontal	Pass
13626.888	-31.10	24.85	-13.0	-18.10	203.00	Horizontal	Horizontal	Pass
17800.712	-32.22	22.80	-13.0	-19.22	262.00	Horizontal	Horizontal	Pass

RSE-H&V LTE Band 2 BW1.4 CH18900



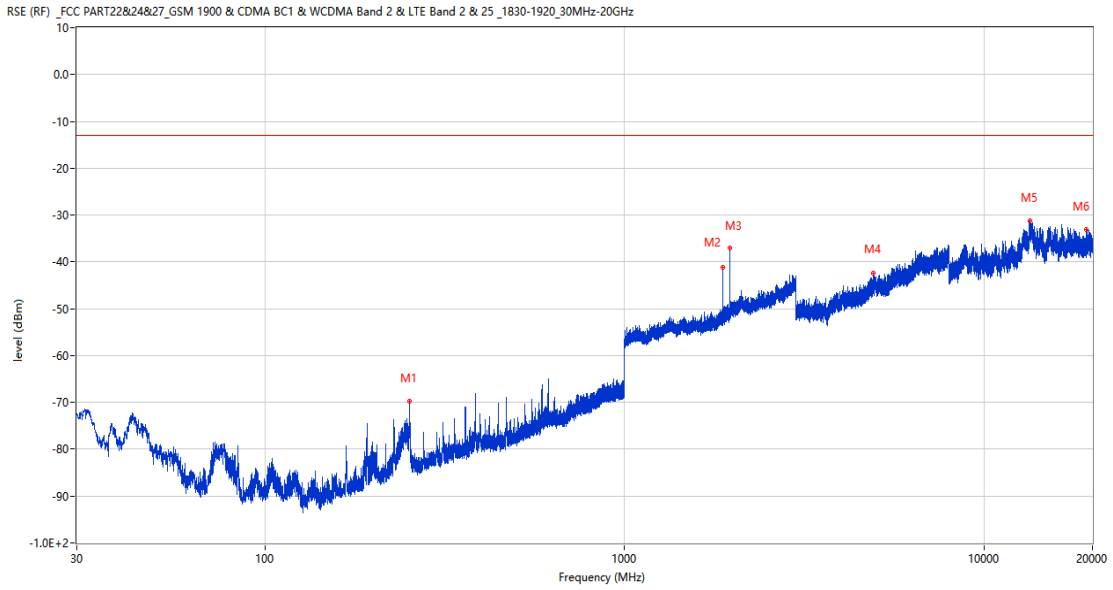
Frequency (MHz)	Result (dBm)	Factor (dB)	PK Limit (dBm)	Over Limit (dB)	Table (o)	ANT	EUT	Verdict
216.531	-69.83	-15.10	-13.0	-56.83	-1.00	Horizontal	Vertical	Pass
1879.600	-35.47	2.76	-13.0	-22.47	197.00	Horizontal	Vertical	N/A
2962.800	-42.95	11.31	-13.0	-29.95	113.00	Horizontal	Vertical	Pass
6793.000	-37.40	16.47	-13.0	-24.40	239.00	Horizontal	Vertical	Pass
13389.813	-31.14	24.79	-13.0	-18.14	361.00	Horizontal	Vertical	Pass
19393.176	-33.15	21.42	-13.0	-20.15	229.00	Horizontal	Vertical	Pass

RSE-V&V LTE Band 2 BW1.4 CH18900



Frequency (MHz)	Result (dBm)	Factor (dB)	PK Limit (dBm)	Over Limit (dB)	Table (o)	ANT	EUT	Verdict
385.117	-66.57	-9.10	-13.0	-53.57	141.00	Vertical	Vertical	Pass
1879.300	-38.96	2.75	-13.0	-25.96	181.00	Vertical	Vertical	N/A
1960.000	-36.82	3.41	-13.0	-23.82	288.00	Vertical	Vertical	N/A
6683.000	-38.08	16.97	-13.0	-25.08	122.00	Vertical	Vertical	Pass
13641.750	-31.34	24.84	-13.0	-18.34	134.00	Vertical	Vertical	Pass
17342.876	-32.33	23.12	-13.0	-19.33	154.00	Vertical	Vertical	Pass

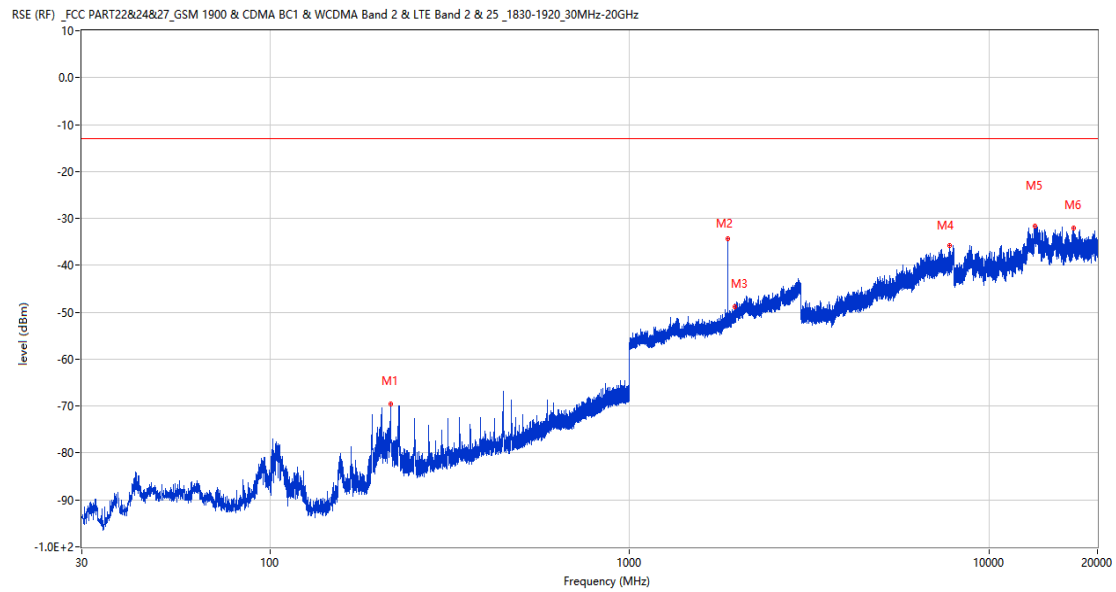
RSE-V&H LTE Band 2 BW1.4 CH18900



Frequency (MHz)	Result (dBm)	Factor (dB)	PK Limit (dBm)	Over Limit (dB)	Table (o)	ANT	EUT	Verdict
252.615	-69.77	-13.48	-13.0	-56.77	35.00	Vertical	Horizontal	Pass
1879.300	-41.19	2.75	-13.0	-28.19	39.00	Vertical	Horizontal	N/A
1959.700	-38.72	3.38	-13.0	-25.72	26.00	Vertical	Horizontal	N/A
4905.750	-42.31	12.61	-13.0	-29.31	50.00	Vertical	Horizontal	Pass
13403.950	-31.24	24.82	-13.0	-18.24	84.00	Vertical	Horizontal	Pass
19272.825	-33.11	21.39	-13.0	-20.11	55.00	Vertical	Horizontal	Pass

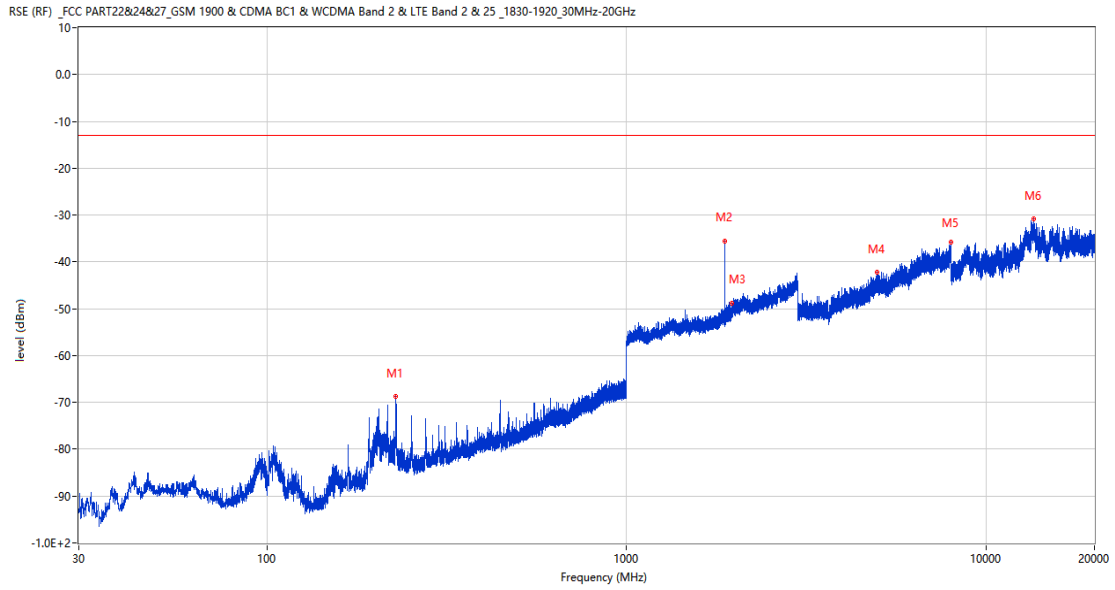
8.2 LTE Band 2 BW3, Middle Channel

RSE-H&H LTE Band 2 BW3 CH18900



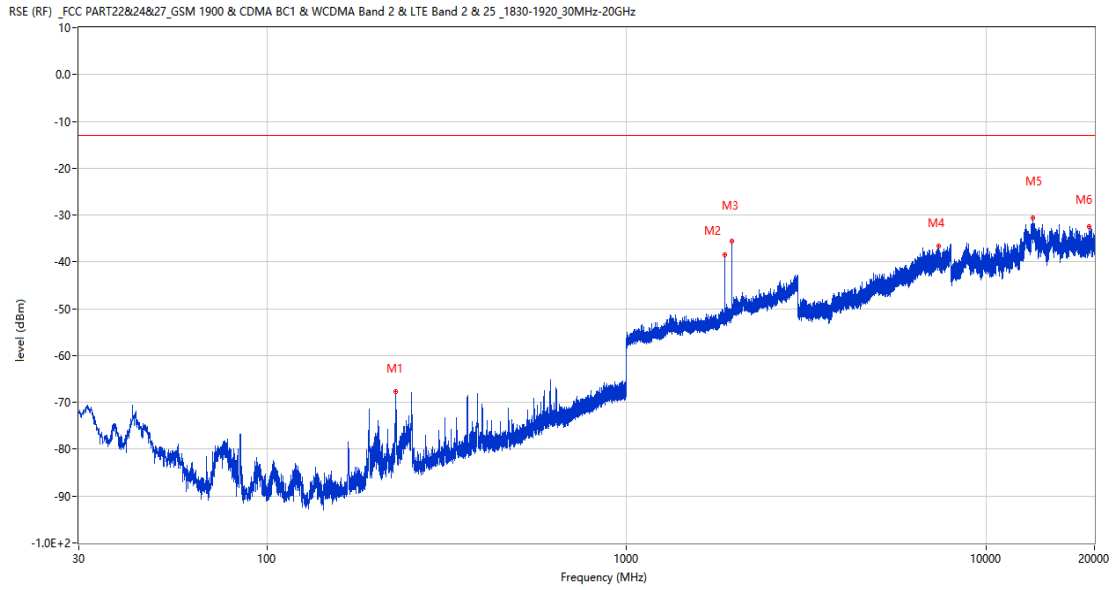
Frequency (MHz)	Result (dBm)	Factor (dB)	PK Limit (dBm)	Over Limit (dB)	Table (o)	ANT	EUT	Verdict
216.580	-69.51	-15.10	-13.0	-56.51	205.00	Horizontal	Horizontal	Pass
1878.700	-34.26	2.75	-13.0	-21.26	187.00	Horizontal	Horizontal	N/A
1960.000	-48.82	3.41	-13.0	-35.82	229.00	Horizontal	Horizontal	N/A
7756.000	-35.84	17.36	-13.0	-22.84	51.00	Horizontal	Horizontal	Pass
13411.925	-31.70	24.77	-13.0	-18.70	56.00	Horizontal	Horizontal	Pass
17151.475	-31.95	23.50	-13.0	-18.95	304.00	Horizontal	Horizontal	Pass

RSE-H&V LTE Band 2 BW3 CH18900



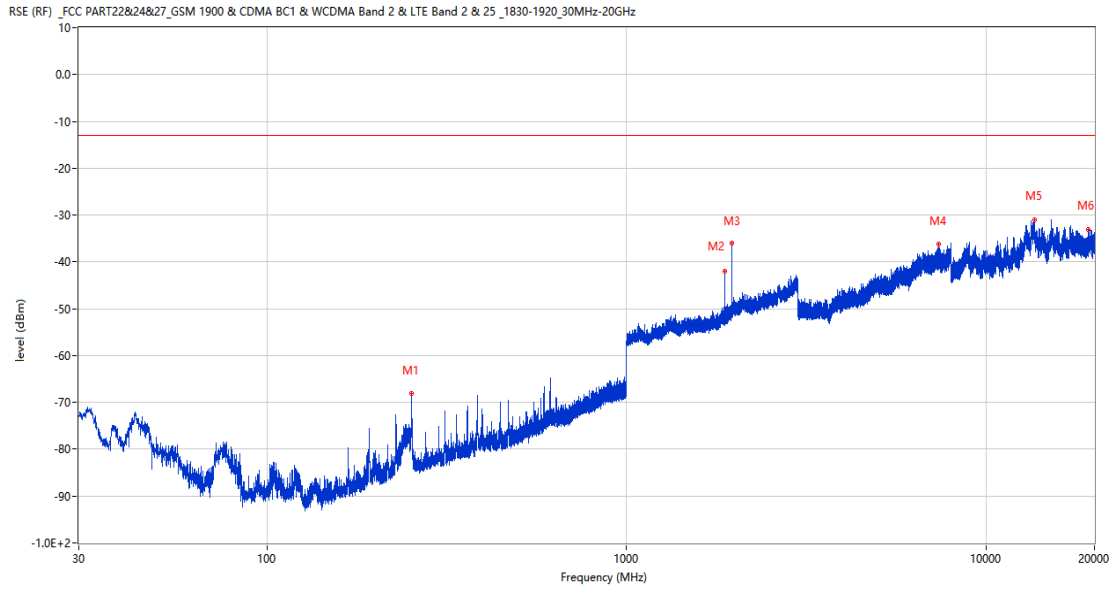
Frequency (MHz)	Result (dBm)	Factor (dB)	PK Limit (dBm)	Over Limit (dB)	Table (o)	ANT	EUT	Verdict
228.608	-68.71	-13.93	-13.0	-55.71	341.00	Horizontal	Vertical	Pass
1878.800	-38.19	2.75	-13.0	-25.19	345.00	Horizontal	Vertical	N/A
1959.700	-48.93	3.38	-13.0	-35.93	227.00	Horizontal	Vertical	N/A
4981.250	-42.30	13.32	-13.0	-29.30	0.00	Horizontal	Vertical	Pass
7974.250	-35.83	18.13	-13.0	-22.83	39.00	Horizontal	Vertical	Pass
13564.537	-30.91	25.12	-13.0	-17.91	291.00	Horizontal	Vertical	Pass

RSE-V&V LTE Band 2 BW3 CH18900



Frequency (MHz)	Result (dBm)	Factor (dB)	PK Limit (dBm)	Over Limit (dB)	Table (o)	ANT	EUT	Verdict
228.608	-67.66	-13.93	-13.0	-54.66	21.00	Vertical	Vertical	Pass
1878.700	-38.49	2.75	-13.0	-25.49	182.00	Vertical	Vertical	N/A
1959.200	-35.47	3.36	-13.0	-22.47	283.00	Vertical	Vertical	N/A
7384.250	-36.60	17.57	-13.0	-23.60	360.00	Vertical	Vertical	Pass
13444.550	-30.70	24.55	-13.0	-17.70	275.00	Vertical	Vertical	Pass
19330.824	-32.43	21.41	-13.0	-19.43	245.00	Vertical	Vertical	Pass

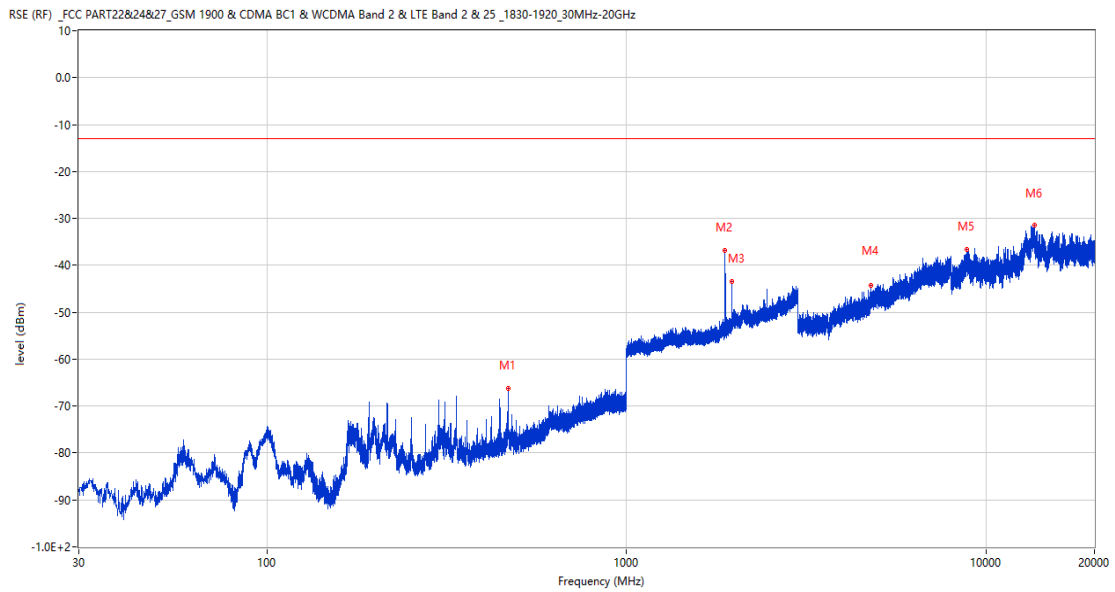
RSE-V&H LTE Band 2 BW3 CH18900



Frequency (MHz)	Result (dBm)	Factor (dB)	PK Limit (dBm)	Over Limit (dB)	Table (o)	ANT	EUT	Verdict
252.664	-68.13	-13.48	-13.0	-55.13	221.00	Vertical	Horizontal	Pass
1878.400	-41.90	2.75	-13.0	-28.90	262.00	Vertical	Horizontal	N/A
1959.800	-35.94	3.39	-13.0	-22.94	274.00	Vertical	Horizontal	N/A
7393.750	-36.15	17.70	-13.0	-23.15	237.00	Vertical	Horizontal	Pass
13619.276	-31.06	24.85	-13.0	-18.06	334.00	Vertical	Horizontal	Pass
19228.238	-33.01	21.38	-13.0	-20.01	-1.00	Vertical	Horizontal	Pass

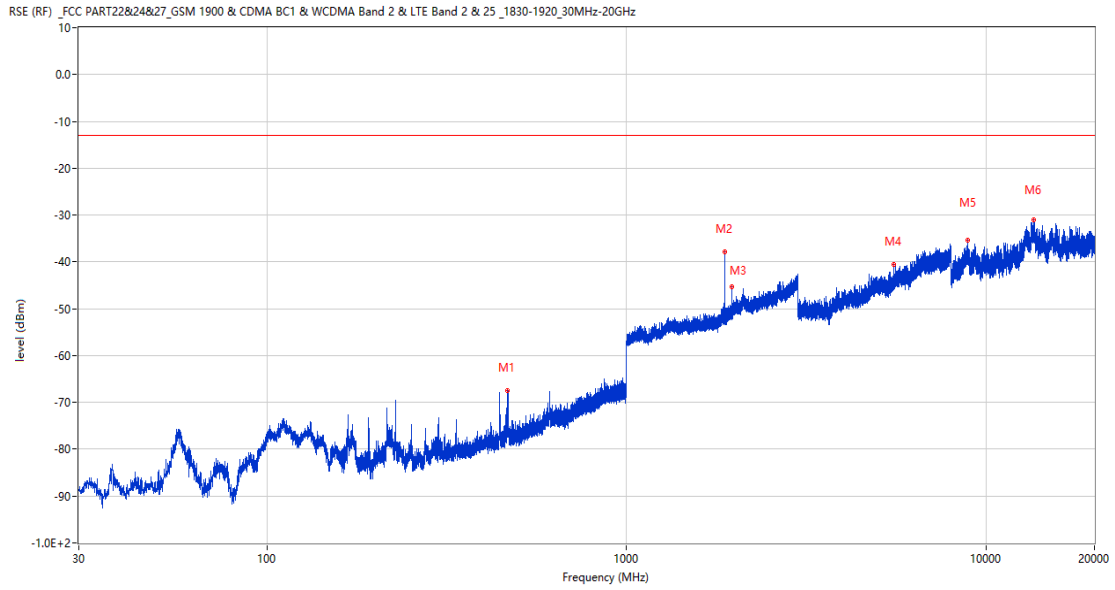
8.3 LTE Band 2 BW5, Middle Channel

RSE-H&H LTE Band 2 BW5 CH18900



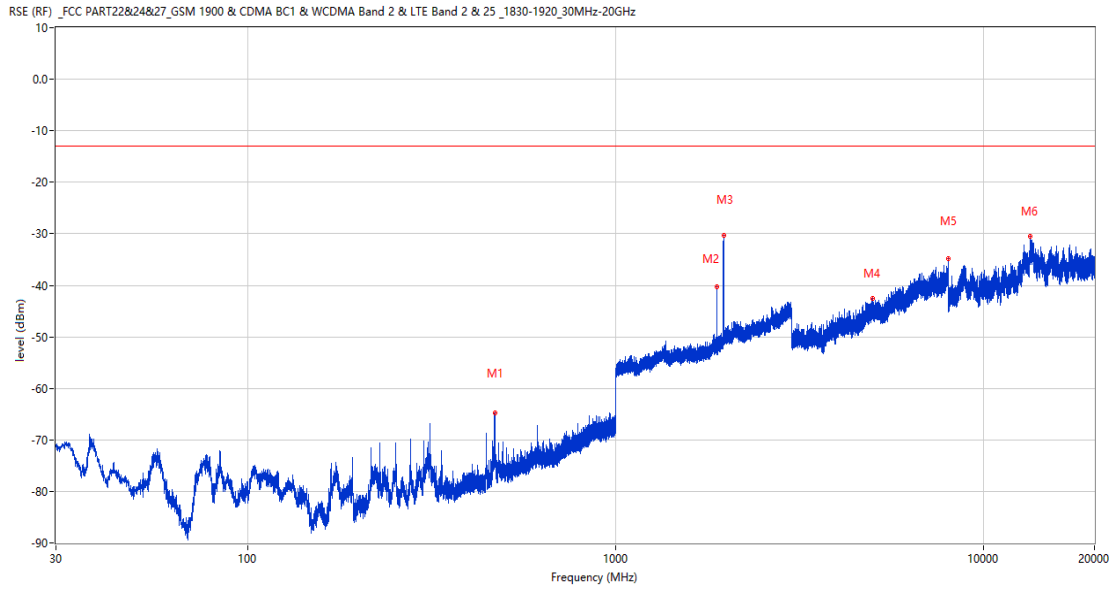
Frequency (MHz)	Result (dBm)	Factor (dB)	PK Limit (dBm)	Over Limit (dB)	Table (o)	ANT	EUT	Verdict
468.488	-66.33	-8.04	-13.0	-53.33	89.00	Horizontal	Horizontal	Pass
1877.900	-36.83	2.74	-13.0	-23.83	235.00	Horizontal	Horizontal	N/A
1958.400	-43.54	3.48	-13.0	-30.54	222.00	Horizontal	Horizontal	N/A
4791.250	-44.37	12.83	-13.0	-31.37	307.00	Horizontal	Horizontal	Pass
8854.525	-36.67	20.30	-13.0	-23.67	325.00	Horizontal	Horizontal	Pass
13647.912	-31.53	24.83	-13.0	-18.53	301.00	Horizontal	Horizontal	Pass

RSE-H&V LTE Band 2 BW5 CH18900



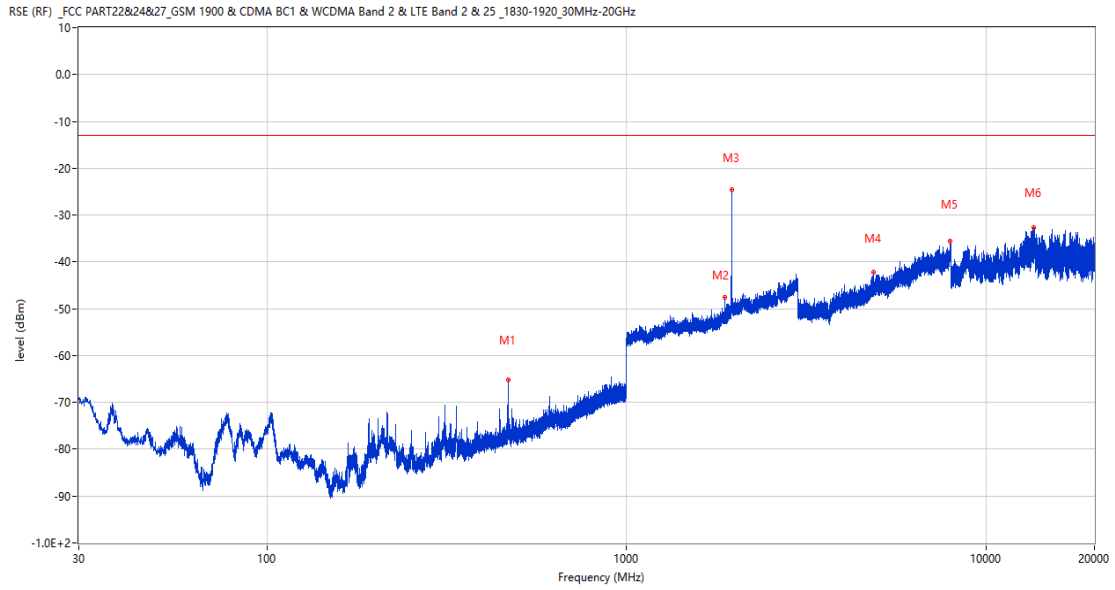
Frequency (MHz)	Result (dBm)	Factor (dB)	PK Limit (dBm)	Over Limit (dB)	Table (o)	ANT	EUT	Verdict
467.712	-67.48	-8.11	-13.0	-54.48	100.00	Horizontal	Vertical	Pass
1878.800	-37.93	2.75	-13.0	-24.93	19.00	Horizontal	Vertical	N/A
1960.500	-45.40	3.41	-13.0	-32.40	287.00	Horizontal	Vertical	N/A
5540.500	-40.55	13.13	-13.0	-27.55	9.00	Horizontal	Vertical	Pass
8860.937	-35.32	20.23	-13.0	-22.32	306.00	Horizontal	Vertical	Pass
13563.088	-30.94	25.13	-13.0	-17.94	50.00	Horizontal	Vertical	Pass

RSE-V&V LTE Band 2 BW5 CH18900



Frequency (MHz)	Result (dBm)	Factor (dB)	PK Limit (dBm)	Over Limit (dB)	Table (o)	ANT	EUT	Verdict
467.858	-64.80	-8.10	-13.0	-51.80	57.00	Vertical	Vertical	Pass
1878.700	-40.29	2.75	-13.0	-27.29	322.00	Vertical	Vertical	N/A
1961.400	-30.21	3.36	-13.0	-17.21	284.00	Vertical	Vertical	N/A
4988.250	-42.64	13.16	-13.0	-29.64	88.00	Vertical	Vertical	Pass
7998.250	-34.80	18.89	-13.0	-21.80	145.00	Vertical	Vertical	Pass
13395.250	-30.43	24.82	-13.0	-17.43	353.00	Vertical	Vertical	Pass

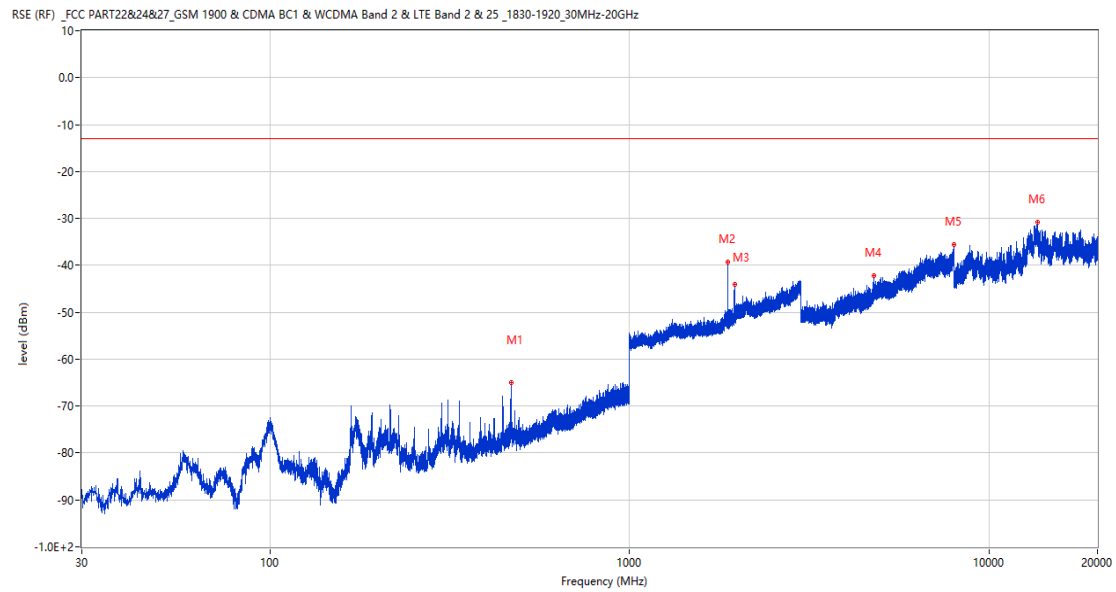
RSE-V&H LTE Band 2 BW5 CH18900



Frequency (MHz)	Result (dBm)	Factor (dB)	PK Limit (dBm)	Over Limit (dB)	Table (o)	ANT	EUT	Verdict
468.246	-65.24	-8.06	-13.0	-52.24	171.00	Vertical	Horizontal	Pass
1878.800	-47.65	2.75	-13.0	-34.65	269.00	Vertical	Horizontal	N/A
1960.600	-24.56	3.40	-13.0	-11.56	287.00	Vertical	Horizontal	N/A
4851.250	-42.23	12.73	-13.0	-29.23	169.00	Vertical	Horizontal	Pass
7921.750	-35.53	18.29	-13.0	-22.53	180.00	Vertical	Horizontal	Pass
13580.849	-32.64	25.00	-13.0	-19.64	-2.00	Vertical	Horizontal	Pass

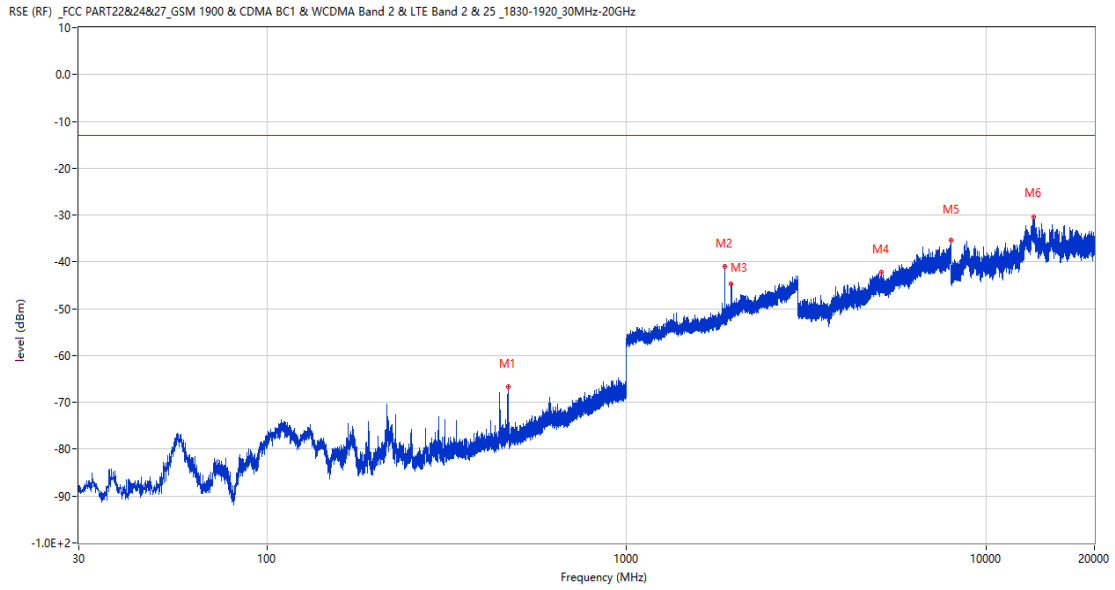
8.4 LTE Band 2 BW10, Middle Channel

RSE-H&H LTE Band 2 BW10 CH18900



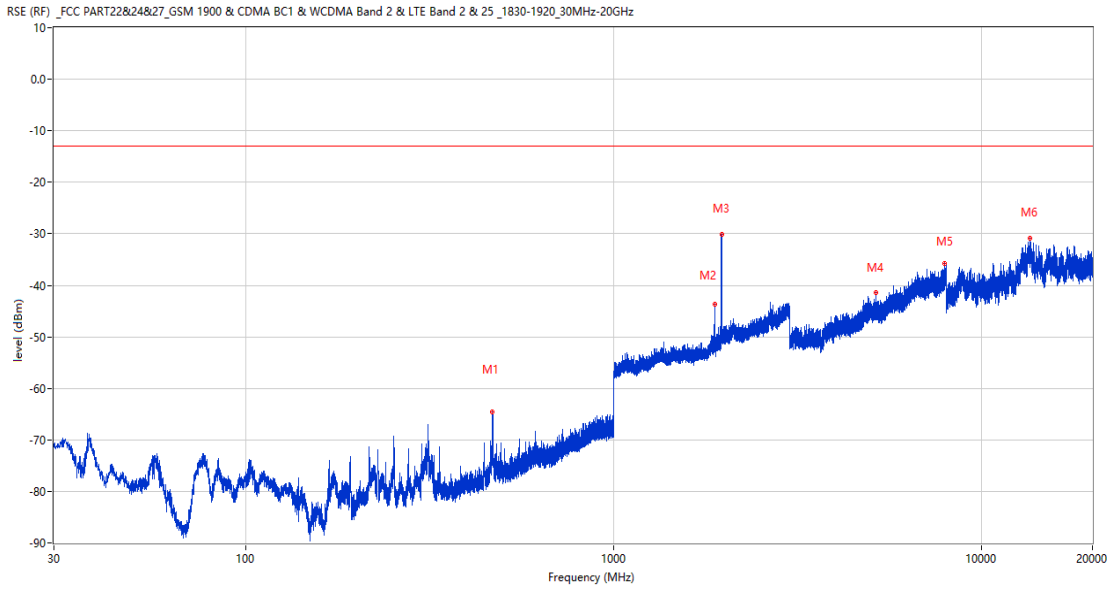
Frequency (MHz)	Result (dBm)	Factor (dB)	PK Limit (dBm)	Over Limit (dB)	Table (o)	ANT	EUT	Verdict
468.149	-64.89	-8.07	-13.0	-51.89	102.00	Horizontal	Horizontal	Pass
1876.400	-39.34	2.73	-13.0	-26.34	252.00	Horizontal	Horizontal	N/A
1958.900	-44.08	3.41	-13.0	-31.08	214.00	Horizontal	Horizontal	N/A
4788.750	-42.30	12.97	-13.0	-29.30	329.00	Horizontal	Horizontal	Pass
7973.250	-35.56	18.11	-13.0	-22.56	0.00	Horizontal	Horizontal	Pass
13612.750	-30.79	24.86	-13.0	-17.79	24.00	Horizontal	Horizontal	Pass

RSE-H&V LTE Band 2 BW10 CH18900



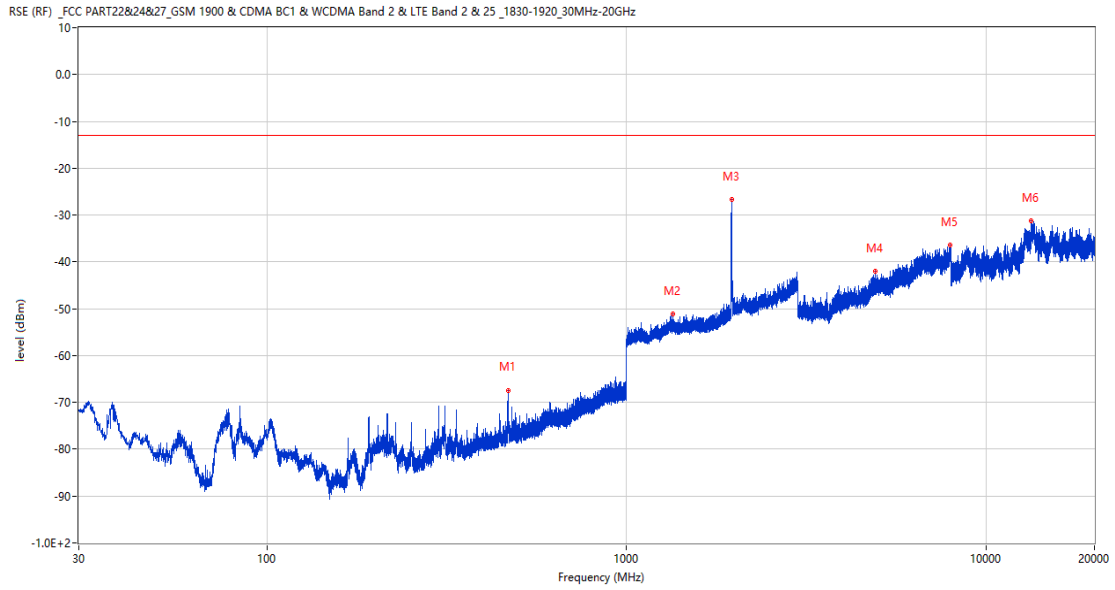
Frequency (MHz)	Result (dBm)	Factor (dB)	PK Limit (dBm)	Over Limit (dB)	Table (o)	ANT	EUT	Verdict
467.955	-66.60	-8.09	-13.0	-53.60	301.00	Horizontal	Vertical	Pass
1876.300	-41.03	2.73	-13.0	-28.03	206.00	Horizontal	Vertical	N/A
1957.100	-44.65	3.40	-13.0	-31.65	277.00	Horizontal	Vertical	N/A
5115.500	-42.11	12.25	-13.0	-29.11	225.00	Horizontal	Vertical	Pass
7990.000	-35.43	18.40	-13.0	-22.43	90.00	Horizontal	Vertical	Pass
13529.375	-30.49	24.69	-13.0	-17.49	190.00	Horizontal	Vertical	Pass

RSE-V&V LTE Band 2 BW10 CH18900



Frequency (MHz)	Result (dBm)	Factor (dB)	PK Limit (dBm)	Over Limit (dB)	Table (o)	ANT	EUT	Verdict
467.761	-64.65	-8.11	-13.0	-51.65	75.00	Vertical	Vertical	Pass
1876.400	-43.76	2.73	-13.0	-30.76	271.00	Vertical	Vertical	N/A
1960.400	-30.12	3.41	-13.0	-17.12	265.00	Vertical	Vertical	N/A
5147.250	-41.34	12.18	-13.0	-28.34	151.00	Vertical	Vertical	Pass
7917.250	-35.76	18.13	-13.0	-22.76	83.00	Vertical	Vertical	Pass
13527.200	-30.89	24.64	-13.0	-17.89	97.00	Vertical	Vertical	Pass

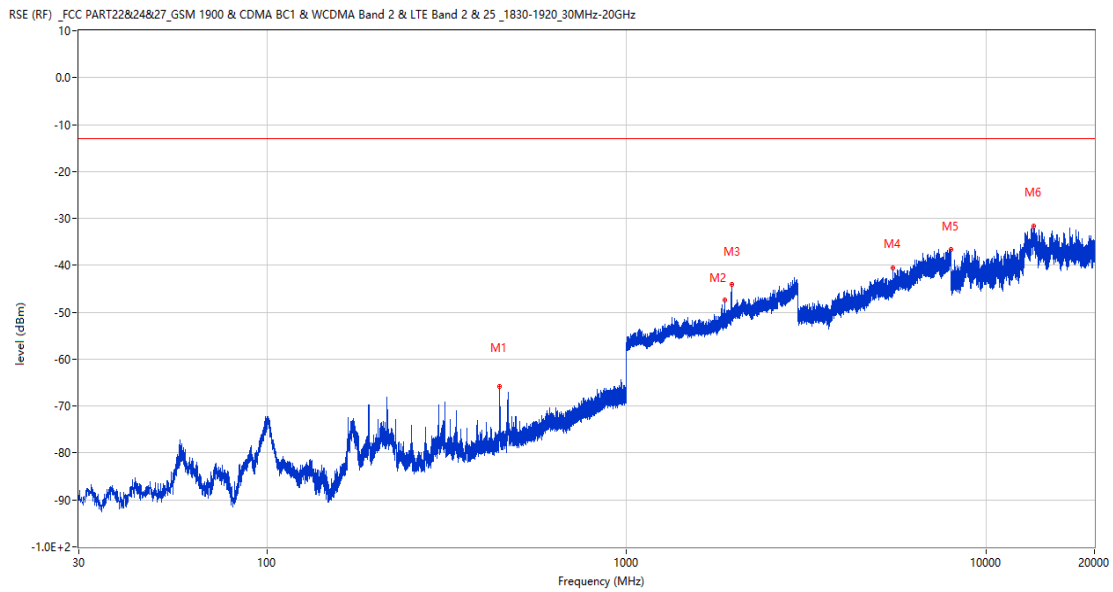
RSE-V&H LTE Band 2 BW10 CH18900



Frequency (MHz)	Result (dBm)	Factor (dB)	PK Limit (dBm)	Over Limit (dB)	Table (o)	ANT	EUT	Verdict
468.246	-67.51	-8.06	-13.0	-54.51	169.00	Vertical	Horizontal	Pass
1348.900	-51.15	0.72	-13.0	-38.15	55.00	Vertical	Horizontal	Pass
1960.000	-26.61	3.41	-13.0	-13.61	279.00	Vertical	Horizontal	N/A
4928.750	-42.03	13.06	-13.0	-29.03	145.00	Vertical	Horizontal	Pass
7959.500	-36.35	18.29	-13.0	-23.35	270.00	Vertical	Horizontal	Pass
13349.213	-31.21	24.51	-13.0	-18.21	195.00	Vertical	Horizontal	Pass

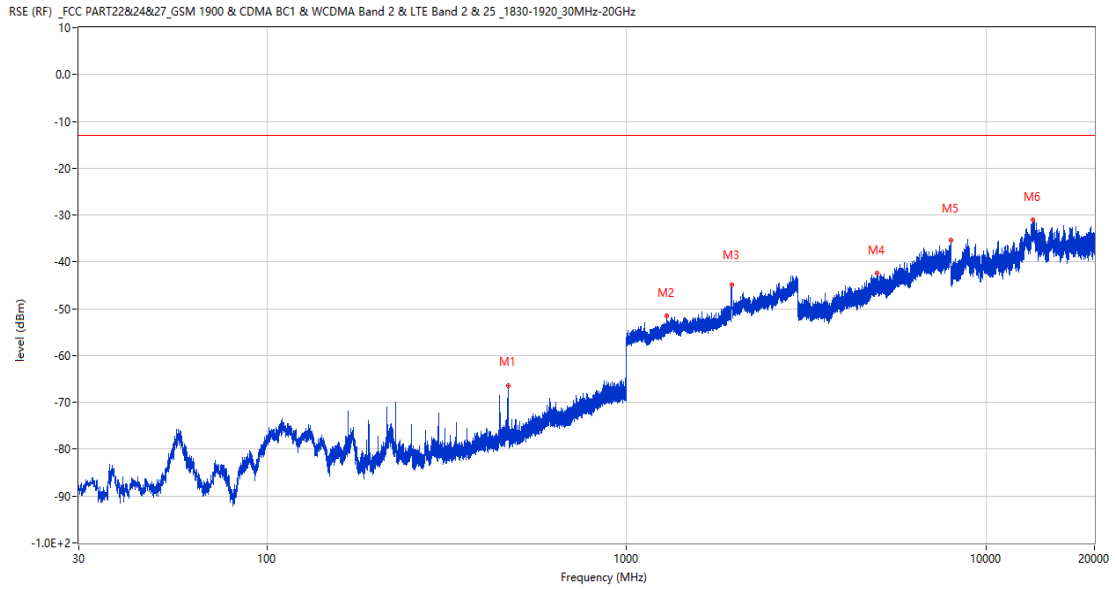
8.5 LTE Band 2 BW15, Middle Channel

RSE-H&H LTE Band 2 BW15 CH18900



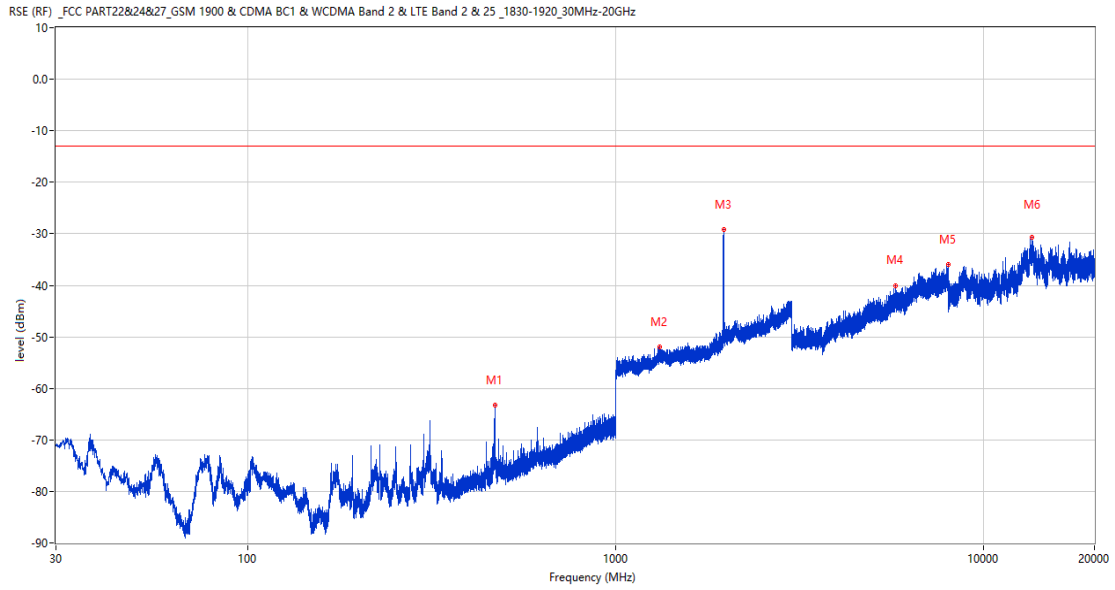
Frequency (MHz)	Result (dBm)	Factor (dB)	PK Limit (dBm)	Over Limit (dB)	Table (o)	ANT	EUT	Verdict
444.142	-65.81	-8.28	-13.0	-52.81	90.00	Horizontal	Horizontal	Pass
1873.000	-47.48	2.71	-13.0	-34.48	247.00	Horizontal	Horizontal	N/A
1964.000	-44.15	3.30	-13.0	-31.15	209.00	Horizontal	Horizontal	N/A
5510.250	-40.51	12.95	-13.0	-27.51	54.00	Horizontal	Horizontal	Pass
7975.000	-36.63	18.13	-13.0	-23.63	147.00	Horizontal	Horizontal	Pass
13555.474	-31.65	25.18	-13.0	-18.65	177.00	Horizontal	Horizontal	Pass

RSE-H&V LTE Band 2 BW15 CH18900



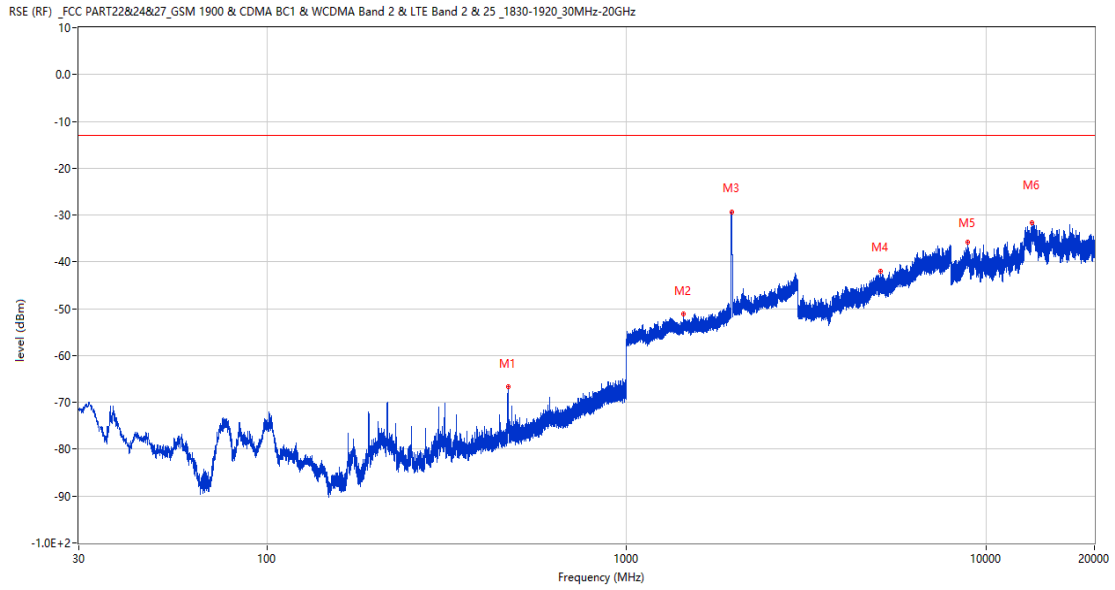
Frequency (MHz)	Result (dBm)	Factor (dB)	PK Limit (dBm)	Over Limit (dB)	Table (o)	ANT	EUT	Verdict
468.004	-66.36	-8.08	-13.0	-53.36	68.00	Horizontal	Vertical	Pass
1291.900	-51.53	0.61	-13.0	-38.53	57.00	Horizontal	Vertical	Pass
1958.400	-44.86	3.48	-13.0	-31.86	95.00	Horizontal	Vertical	N/A
4967.500	-42.42	13.44	-13.0	-29.42	109.00	Horizontal	Vertical	Pass
7971.000	-35.37	18.05	-13.0	-22.37	50.00	Horizontal	Vertical	Pass
13449.987	-31.09	24.51	-13.0	-18.09	361.00	Horizontal	Vertical	Pass

RSE-V&V LTE Band 2 BW15 CH18900



Frequency (MHz)	Result (dBm)	Factor (dB)	PK Limit (dBm)	Over Limit (dB)	Table (o)	ANT	EUT	Verdict
468.100	-63.31	-8.07	-13.0	-50.31	59.00	Vertical	Vertical	Pass
1316.000	-52.02	0.67	-13.0	-39.02	359.00	Vertical	Vertical	Pass
1963.400	-29.26	3.30	-13.0	-16.26	278.00	Vertical	Vertical	N/A
5766.000	-40.12	14.38	-13.0	-27.12	9.00	Vertical	Vertical	Pass
7996.250	-36.00	18.78	-13.0	-23.00	275.00	Vertical	Vertical	Pass
13557.287	-30.72	25.17	-13.0	-17.72	16.00	Vertical	Vertical	Pass

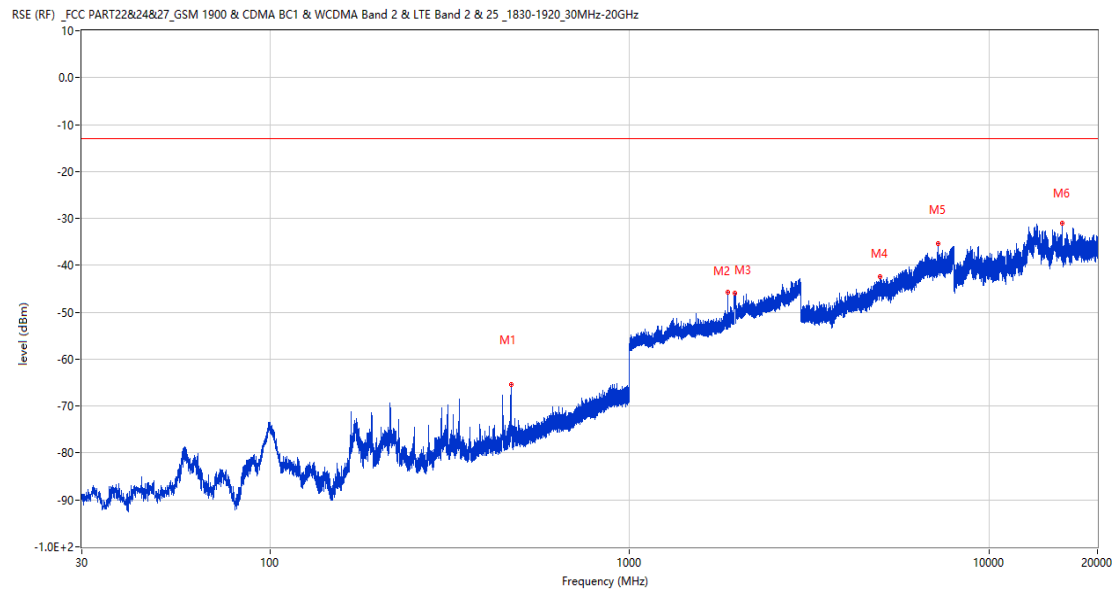
RSE-V&H LTE Band 2 BW15 CH18900



Frequency (MHz)	Result (dBm)	Factor (dB)	PK Limit (dBm)	Over Limit (dB)	Table (o)	ANT	EUT	Verdict
467.858	-66.68	-8.10	-13.0	-53.68	181.00	Vertical	Horizontal	Pass
1441.400	-51.18	0.67	-13.0	-38.18	277.00	Vertical	Horizontal	Pass
1964.000	-29.27	3.30	-13.0	-16.27	283.00	Vertical	Horizontal	N/A
5078.750	-42.00	12.27	-13.0	-29.00	248.00	Vertical	Horizontal	Pass
8873.050	-35.87	20.08	-13.0	-22.87	362.00	Vertical	Horizontal	Pass
13417.000	-31.74	24.73	-13.0	-18.74	298.00	Vertical	Horizontal	Pass

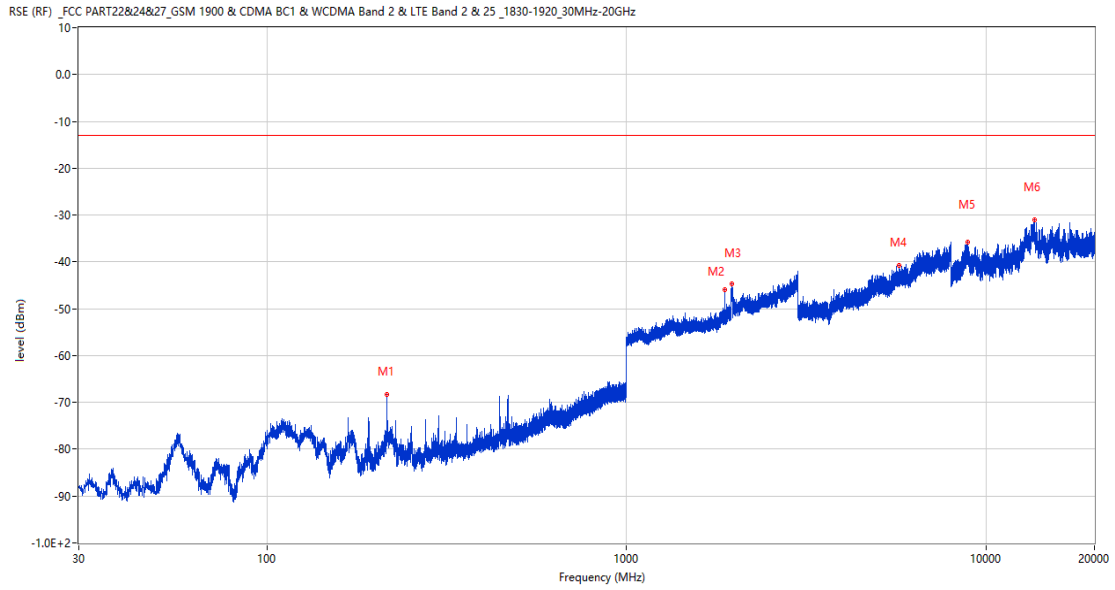
8.6 LTE Band 2 BW20, Middle Channel

RSE-H&H LTE Band 2 BW20 CH18900



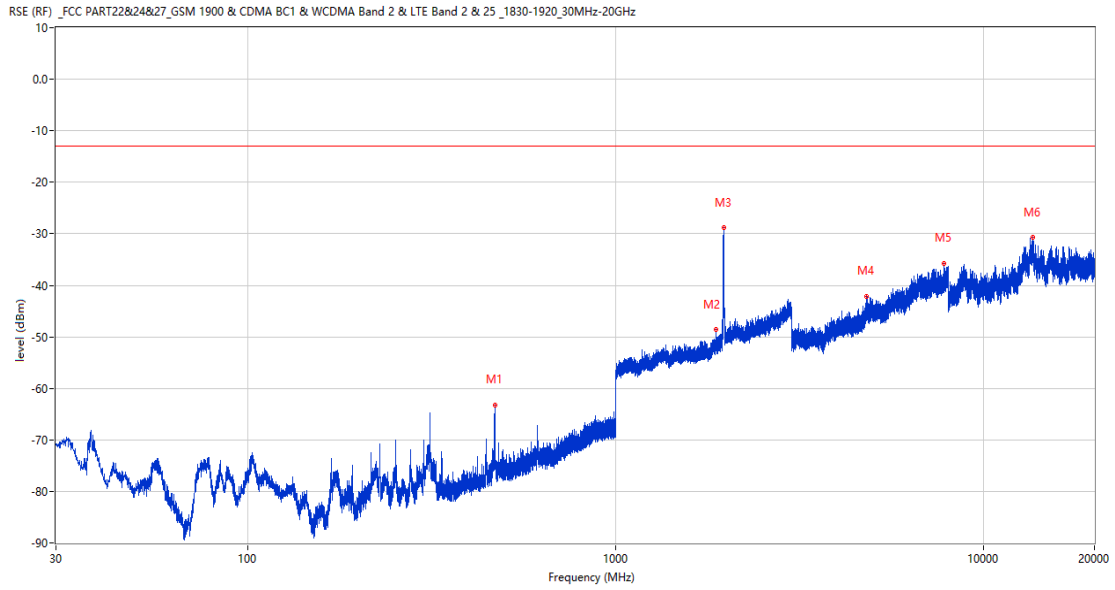
Frequency (MHz)	Result (dBm)	Factor (dB)	PK Limit (dBm)	Over Limit (dB)	Table (o)	ANT	EUT	Verdict
468.004	-65.39	-8.08	-13.0	-52.39	120.00	Horizontal	Horizontal	Pass
1871.900	-45.71	2.70	-13.0	-32.71	1.00	Horizontal	Horizontal	N/A
1961.800	-45.87	3.34	-13.0	-32.87	220.00	Horizontal	Horizontal	N/A
4981.250	-42.43	13.32	-13.0	-29.43	360.00	Horizontal	Horizontal	Pass
7224.500	-35.31	16.78	-13.0	-22.31	182.00	Horizontal	Horizontal	Pass
15950.151	-31.07	22.06	-13.0	-18.07	270.00	Horizontal	Horizontal	Pass

RSE-H&V LTE Band 2 BW20 CH18900



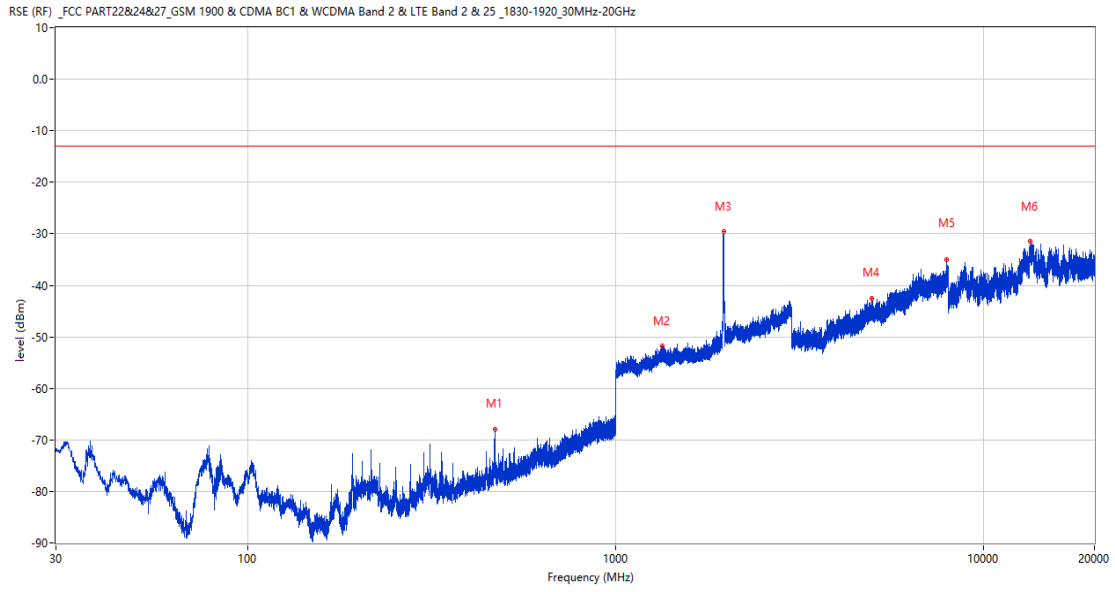
Frequency (MHz)	Result (dBm)	Factor (dB)	PK Limit (dBm)	Over Limit (dB)	Table (o)	ANT	EUT	Verdict
215.949	-68.35	-15.19	-13.0	-55.35	142.00	Horizontal	Vertical	Pass
1871.800	-46.02	2.70	-13.0	-33.02	241.00	Horizontal	Vertical	N/A
1964.800	-44.74	3.30	-13.0	-31.74	270.00	Horizontal	Vertical	N/A
5710.750	-40.75	13.33	-13.0	-27.75	80.00	Horizontal	Vertical	Pass
8862.363	-35.83	20.21	-13.0	-22.83	55.00	Horizontal	Vertical	Pass
13607.312	-31.11	24.86	-13.0	-18.11	155.00	Horizontal	Vertical	Pass

RSE-V&V LTE Band 2 BW20 CH18900



Frequency (MHz)	Result (dBm)	Factor (dB)	PK Limit (dBm)	Over Limit (dB)	Table (o)	ANT	EUT	Verdict
467.955	-63.16	-8.09	-13.0	-50.16	53.00	Vertical	Vertical	Pass
1871.700	-48.56	2.70	-13.0	-35.56	335.00	Vertical	Vertical	N/A
1966.100	-28.88	3.36	-13.0	-15.88	291.00	Vertical	Vertical	N/A
4810.750	-42.12	12.87	-13.0	-29.12	193.00	Vertical	Vertical	Pass
7779.000	-35.78	18.12	-13.0	-22.78	31.00	Vertical	Vertical	Pass
13584.838	-30.70	24.98	-13.0	-17.70	109.00	Vertical	Vertical	Pass

RSE-V&H LTE Band 2 BW20 CH18900

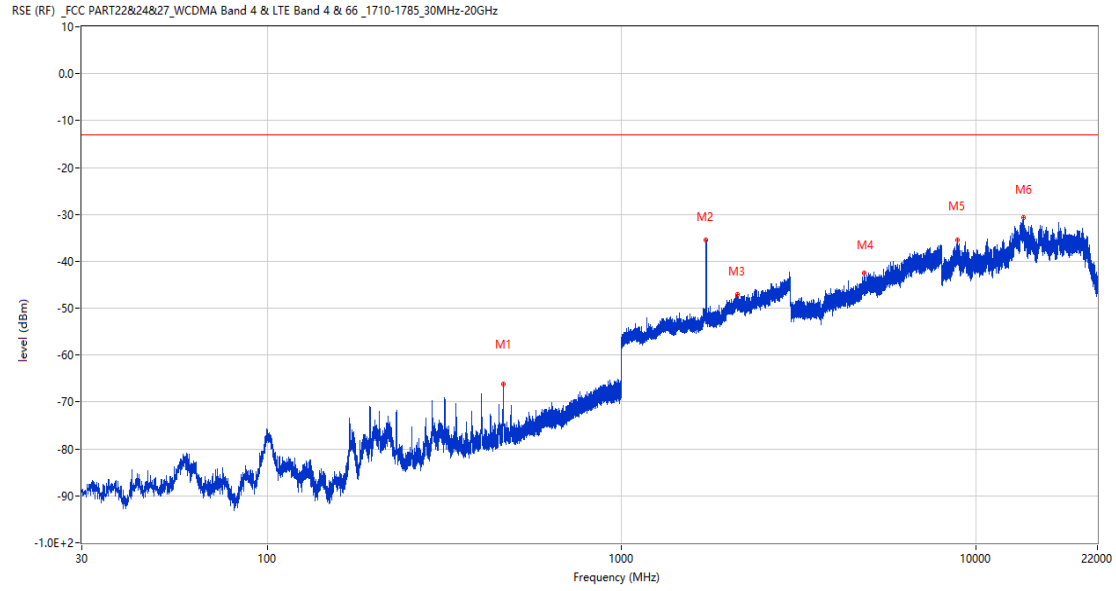


Frequency (MHz)	Result (dBm)	Factor (dB)	PK Limit (dBm)	Over Limit (dB)	Table (o)	ANT	EUT	Verdict
467.955	-67.92	-8.09	-13.0	-54.92	188.00	Vertical	Horizontal	Pass
1335.500	-51.84	0.59	-13.0	-38.84	160.00	Vertical	Horizontal	Pass
1967.700	-29.62	3.38	-13.0	-16.62	285.00	Vertical	Horizontal	N/A
4967.500	-42.60	13.44	-13.0	-29.60	54.00	Vertical	Horizontal	Pass
7936.000	-35.09	18.89	-13.0	-22.09	77.00	Vertical	Horizontal	Pass
13399.599	-31.46	24.85	-13.0	-18.46	174.00	Vertical	Horizontal	Pass

9 LTE Band 4

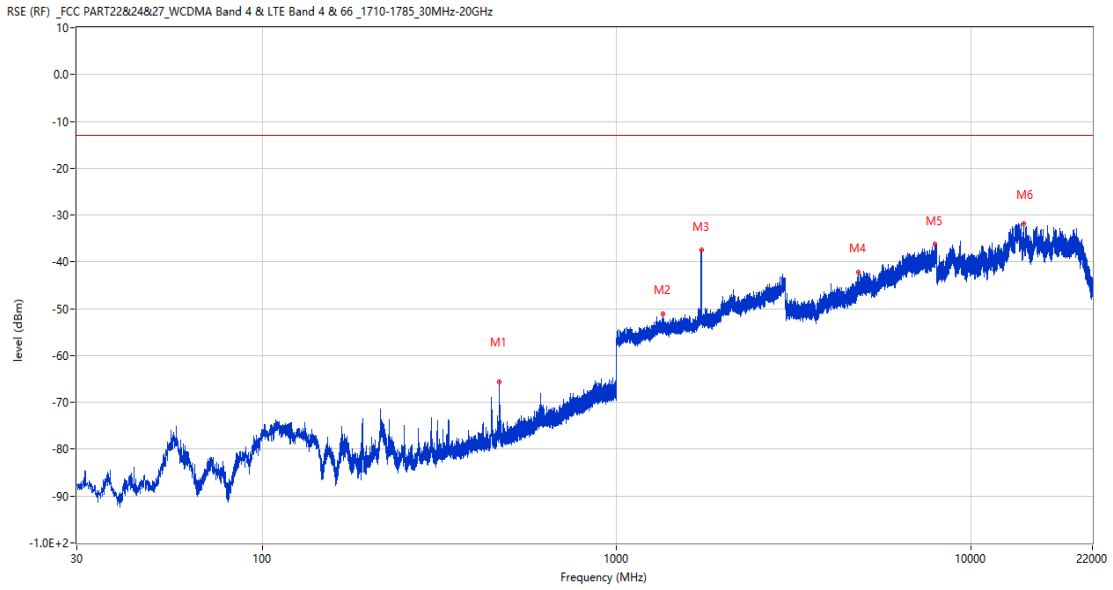
9.1 LTE Band 4 BW1.4, Middle Channel

RSE-H&H LTE Band 4 BW1.4 CH20175



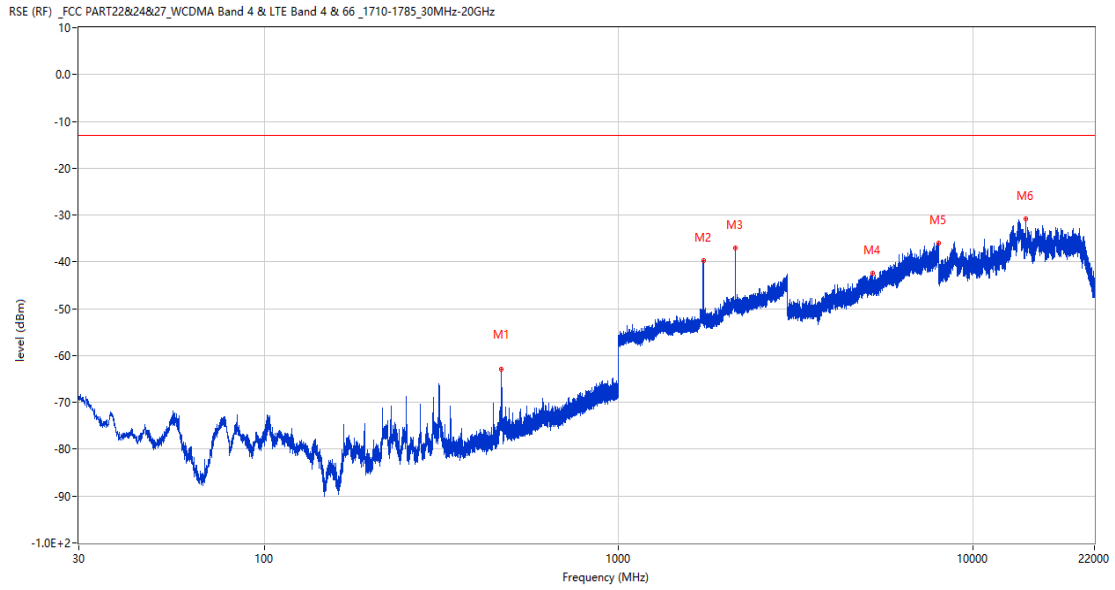
Frequency (MHz)	Result (dBm)	Factor (dB)	PK Limit (dBm)	Over Limit (dB)	Table (o)	ANT	EUT	Verdict
463.299	-66.24	-8.11	-13.0	-53.24	127.00	Horizontal	Horizontal	Pass
1732.800	-35.44	2.44	-13.0	-22.44	204.00	Horizontal	Horizontal	N/A
2126.900	-47.12	4.75	-13.0	-34.12	127.00	Horizontal	Horizontal	N/A
4842.500	-42.50	12.56	-13.0	-29.50	0.00	Horizontal	Horizontal	Pass
8846.451	-35.54	20.30	-13.0	-22.54	94.00	Horizontal	Horizontal	Pass
13616.263	-30.71	24.86	-13.0	-17.71	264.00	Horizontal	Horizontal	Pass

RSE-H&V LTE Band 4 BW1.4 CH20175



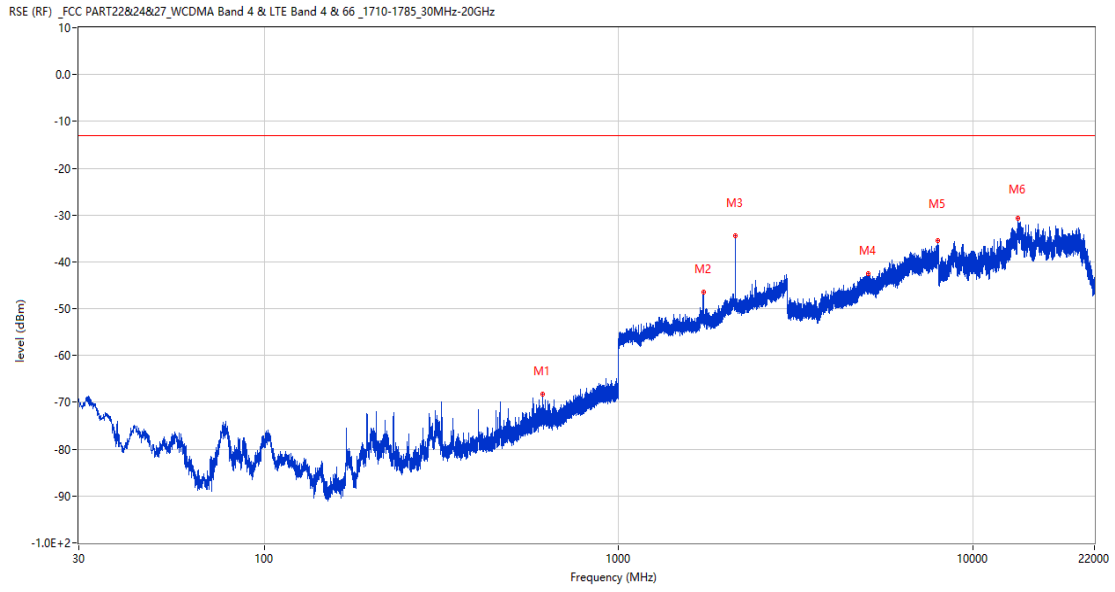
Frequency (MHz)	Result (dBm)	Factor (dB)	PK Limit (dBm)	Over Limit (dB)	Table (o)	ANT	EUT	Verdict
467.518	-65.64	-8.12	-13.0	-52.64	97.00	Horizontal	Vertical	Pass
1350.500	-51.16	0.68	-13.0	-38.16	173.00	Horizontal	Vertical	Pass
1732.900	-37.46	2.44	-13.0	-24.46	36.00	Horizontal	Vertical	N/A
4811.500	-42.24	12.96	-13.0	-29.24	88.00	Horizontal	Vertical	Pass
7898.250	-36.12	17.78	-13.0	-23.12	140.00	Horizontal	Vertical	Pass
14065.350	-31.93	23.92	-13.0	-18.93	229.00	Horizontal	Vertical	Pass

RSE-V&V LTE Band 4 BW1.4 CH20175



Frequency (MHz)	Result (dBm)	Factor (dB)	PK Limit (dBm)	Over Limit (dB)	Table (o)	ANT	EUT	Verdict
467.761	-62.98	-8.11	-13.0	-49.98	83.00	Vertical	Vertical	Pass
1732.900	-39.79	2.44	-13.0	-26.79	107.00	Vertical	Vertical	N/A
2133.100	-37.00	4.87	-13.0	-24.00	98.00	Vertical	Vertical	N/A
5195.000	-42.39	12.53	-13.0	-29.39	344.00	Vertical	Vertical	Pass
7992.000	-35.92	18.51	-13.0	-22.92	241.00	Vertical	Vertical	Pass
14058.412	-30.75	24.19	-13.0	-17.75	-2.00	Vertical	Vertical	Pass

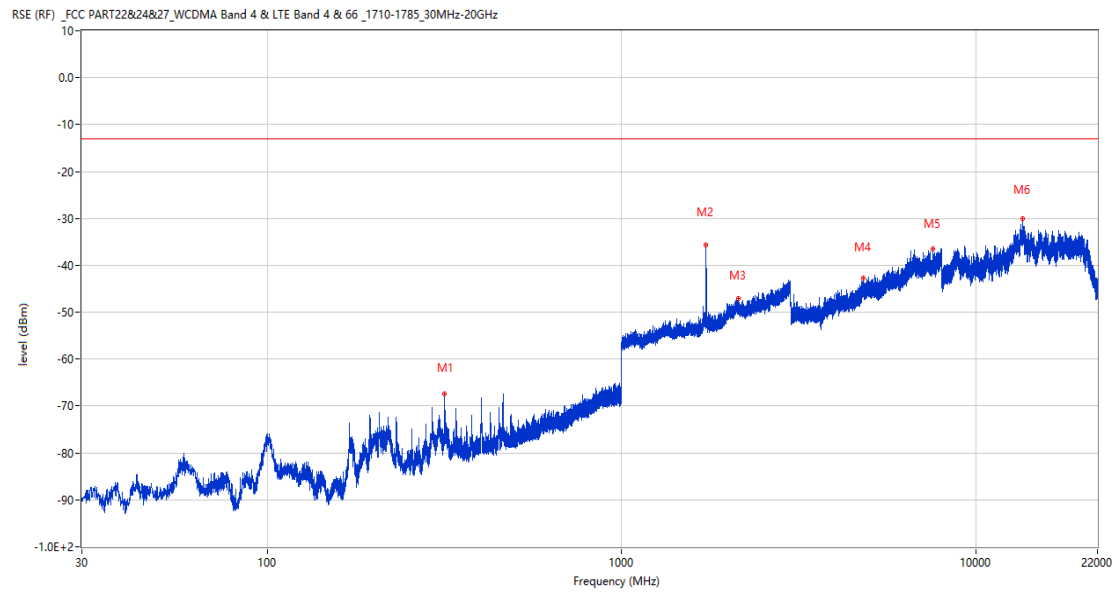
RSE-V&H LTE Band 4 BW1.4 CH20175



Frequency (MHz)	Result (dBm)	Factor (dB)	PK Limit (dBm)	Over Limit (dB)	Table (o)	ANT	EUT	Verdict
609.623	-68.33	-3.15	-13.0	-55.33	362.00	Vertical	Horizontal	Pass
1733.200	-46.47	2.44	-13.0	-33.47	355.00	Vertical	Horizontal	N/A
2133.000	-34.39	4.87	-13.0	-21.39	276.00	Vertical	Horizontal	N/A
5066.250	-42.52	12.07	-13.0	-29.52	333.00	Vertical	Horizontal	Pass
7972.250	-35.39	18.13	-13.0	-22.39	226.00	Vertical	Horizontal	Pass
13399.812	-30.76	24.85	-13.0	-17.76	135.00	Vertical	Horizontal	Pass

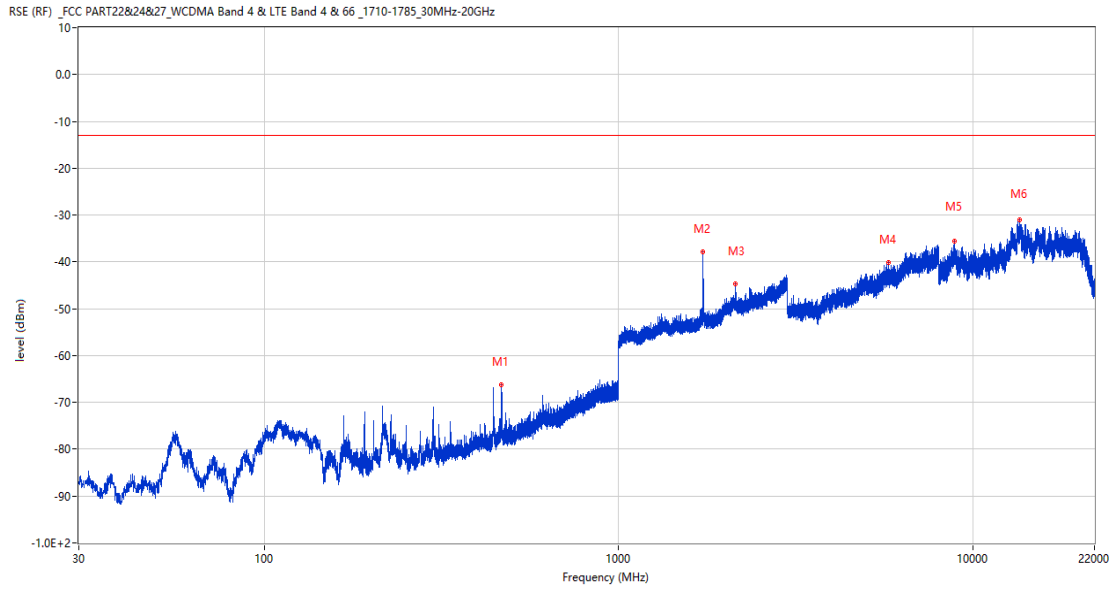
9.2 LTE Band 4 BW3, Middle Channel

RSE-H&H LTE Band 4 BW3 CH20175



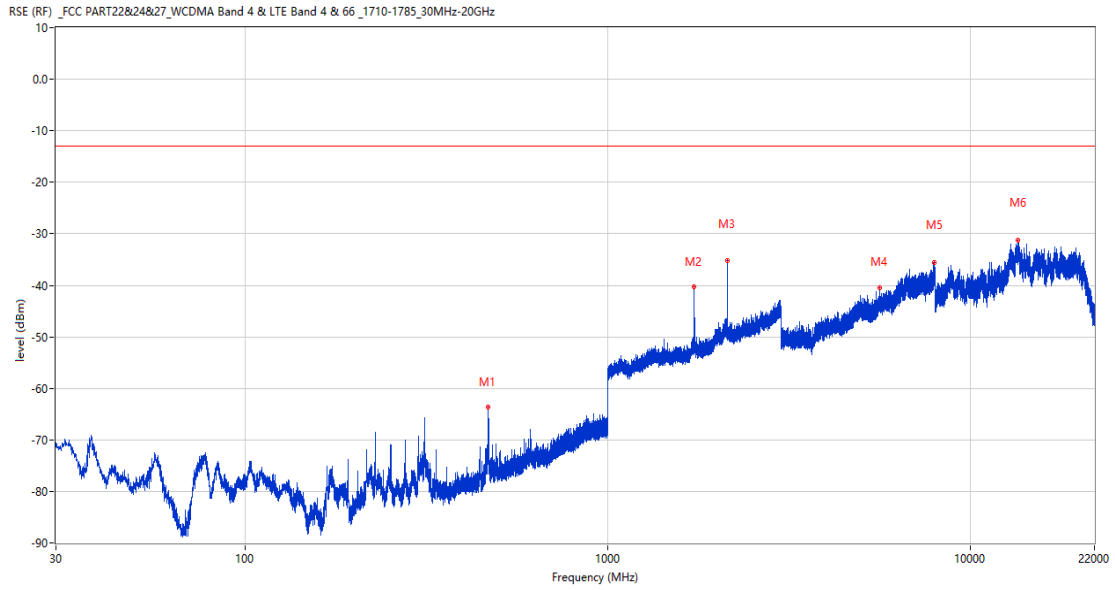
Frequency (MHz)	Result (dBm)	Factor (dB)	PK Limit (dBm)	Over Limit (dB)	Table (o)	ANT	EUT	Verdict
316.926	-67.36	-11.41	-13.0	-54.36	45.00	Horizontal	Horizontal	Pass
1732.100	-35.73	2.45	-13.0	-22.73	196.00	Horizontal	Horizontal	N/A
2132.900	-47.14	4.88	-13.0	-34.14	336.00	Horizontal	Horizontal	N/A
4815.250	-42.79	13.00	-13.0	-29.79	-1.00	Horizontal	Horizontal	Pass
7562.750	-36.49	17.52	-13.0	-23.49	328.00	Horizontal	Horizontal	Pass
13570.475	-30.12	25.08	-13.0	-17.12	247.00	Horizontal	Horizontal	Pass

RSE-H&V LTE Band 4 BW3 CH20175



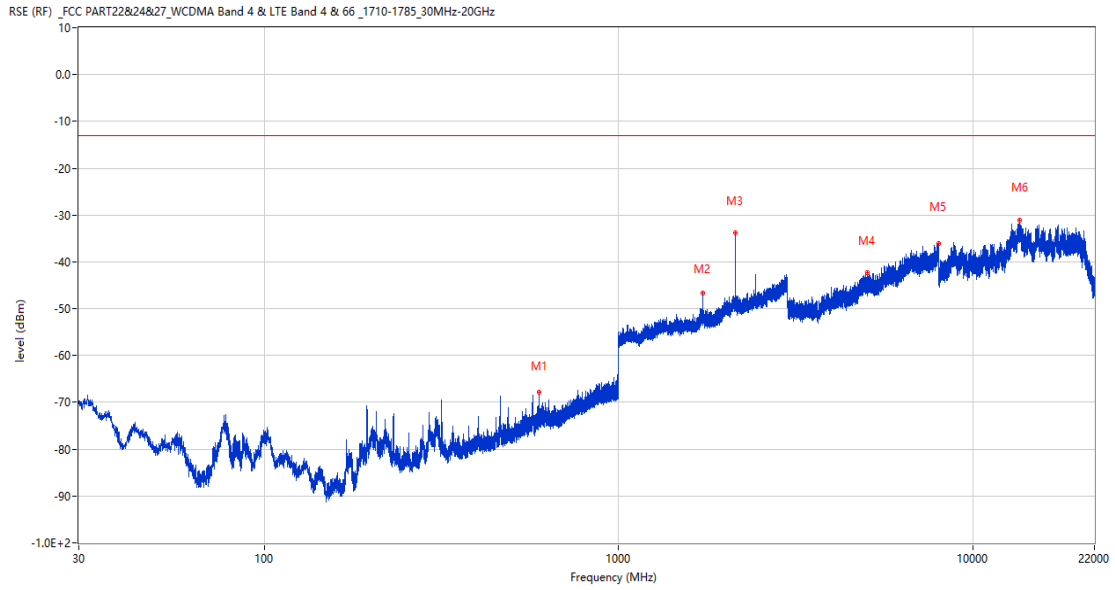
Frequency (MHz)	Result (dBm)	Factor (dB)	PK Limit (dBm)	Over Limit (dB)	Table (o)	ANT	EUT	Verdict
467.664	-66.28	-8.12	-13.0	-53.28	92.00	Horizontal	Vertical	Pass
1732.100	-37.85	2.45	-13.0	-24.85	41.00	Horizontal	Vertical	N/A
2132.800	-44.59	4.88	-13.0	-31.59	277.00	Horizontal	Vertical	N/A
5760.000	-40.17	14.42	-13.0	-27.17	14.00	Horizontal	Vertical	Pass
8886.825	-35.65	19.91	-13.0	-22.65	362.00	Horizontal	Vertical	Pass
13553.362	-30.99	25.20	-13.0	-17.99	269.00	Horizontal	Vertical	Pass

RSE-V&V LTE Band 4 BW3 CH20175



Frequency (MHz)	Result (dBm)	Factor (dB)	PK Limit (dBm)	Over Limit (dB)	Table (o)	ANT	EUT	Verdict
467.664	-63.70	-8.12	-13.0	-50.70	84.00	Vertical	Vertical	Pass
1732.100	-40.31	2.45	-13.0	-27.31	311.00	Vertical	Vertical	N/A
2132.900	-35.13	4.88	-13.0	-22.13	100.00	Vertical	Vertical	N/A
5607.000	-40.49	13.82	-13.0	-27.49	190.00	Vertical	Vertical	Pass
7943.250	-35.60	18.88	-13.0	-22.60	169.00	Vertical	Vertical	Pass
13555.213	-31.26	25.18	-13.0	-18.26	-2.00	Vertical	Vertical	Pass

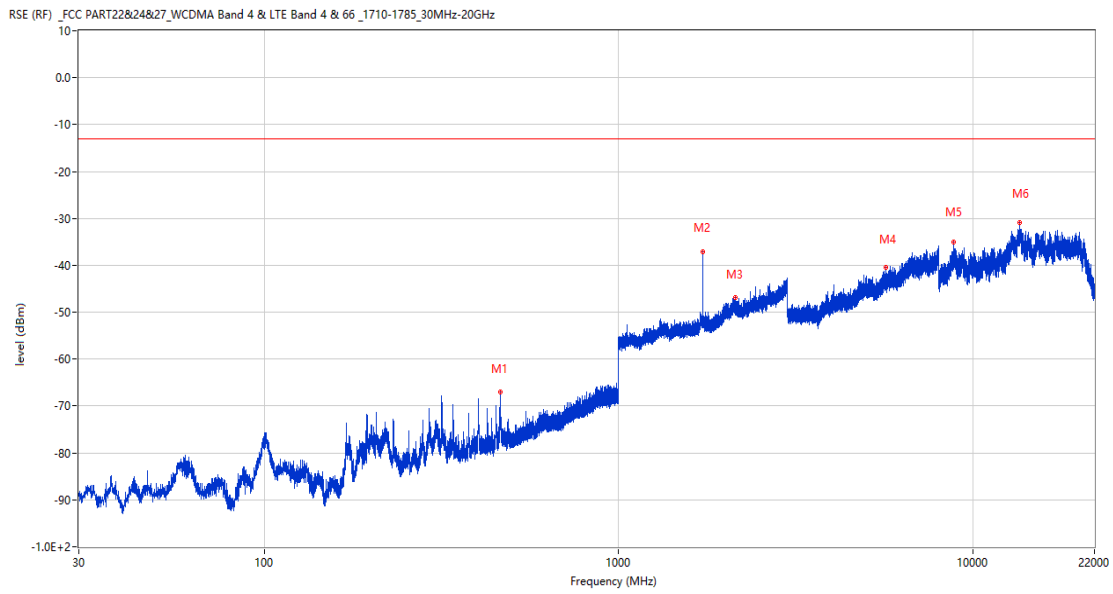
RSE-V&H LTE Band 4 BW3 CH20175



Frequency (MHz)	Result (dBm)	Factor (dB)	PK Limit (dBm)	Over Limit (dB)	Table (o)	ANT	EUT	Verdict
597.353	-67.91	-3.65	-13.0	-54.91	352.00	Vertical	Horizontal	Pass
1732.100	-46.56	2.45	-13.0	-33.56	6.00	Vertical	Horizontal	N/A
2133.500	-33.87	4.86	-13.0	-20.87	-1.00	Vertical	Horizontal	N/A
5021.750	-42.21	12.35	-13.0	-29.21	328.00	Vertical	Horizontal	Pass
7998.250	-36.08	18.89	-13.0	-23.08	328.00	Vertical	Horizontal	Pass
13550.588	-31.10	25.22	-13.0	-18.10	0.00	Vertical	Horizontal	Pass

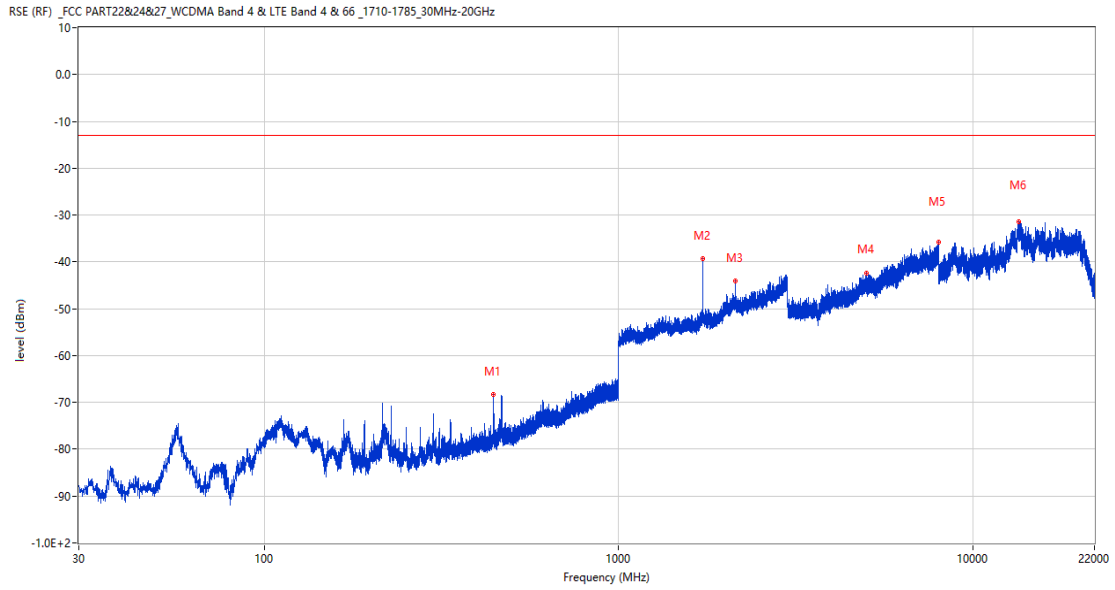
9.3 LTE Band 4 BW5, Middle Channel

RSE-H&H LTE Band 4 BW5 CH20175



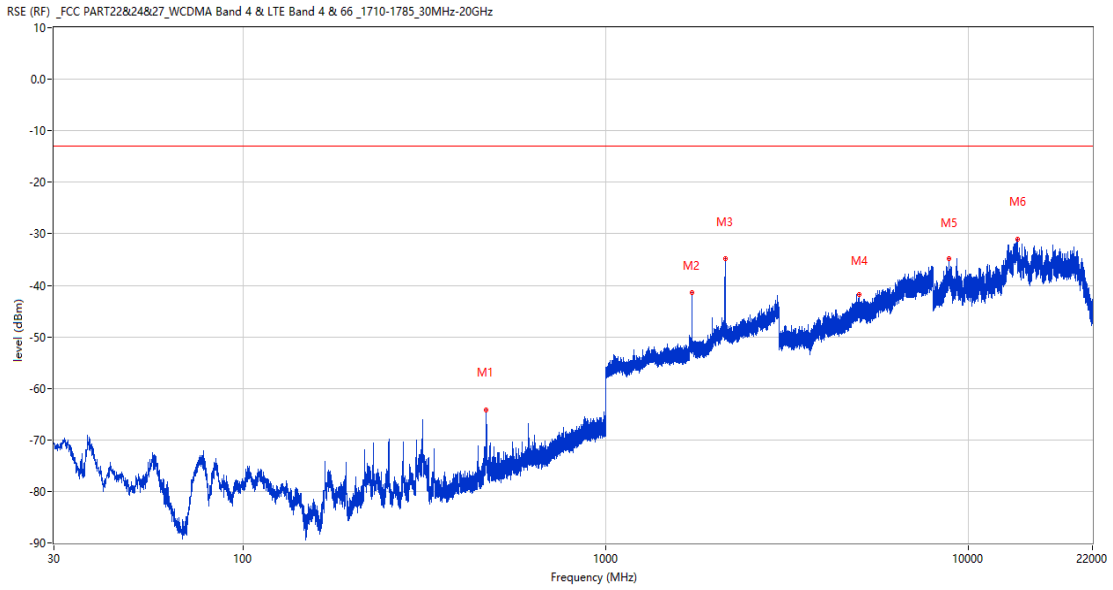
Frequency (MHz)	Result (dBm)	Factor (dB)	PK Limit (dBm)	Over Limit (dB)	Table (o)	ANT	EUT	Verdict
463.202	-67.02	-8.13	-13.0	-54.02	109.00	Horizontal	Horizontal	Pass
1731.000	-37.16	2.46	-13.0	-24.16	194.00	Horizontal	Horizontal	N/A
2134.200	-46.97	4.97	-13.0	-33.97	202.00	Horizontal	Horizontal	N/A
5682.500	-40.50	13.75	-13.0	-27.50	32.00	Horizontal	Horizontal	Pass
8808.450	-35.06	19.68	-13.0	-22.06	219.00	Horizontal	Horizontal	Pass
13558.912	-30.81	25.16	-13.0	-17.81	160.00	Horizontal	Horizontal	Pass

RSE-H&V LTE Band 4 BW5 CH20175



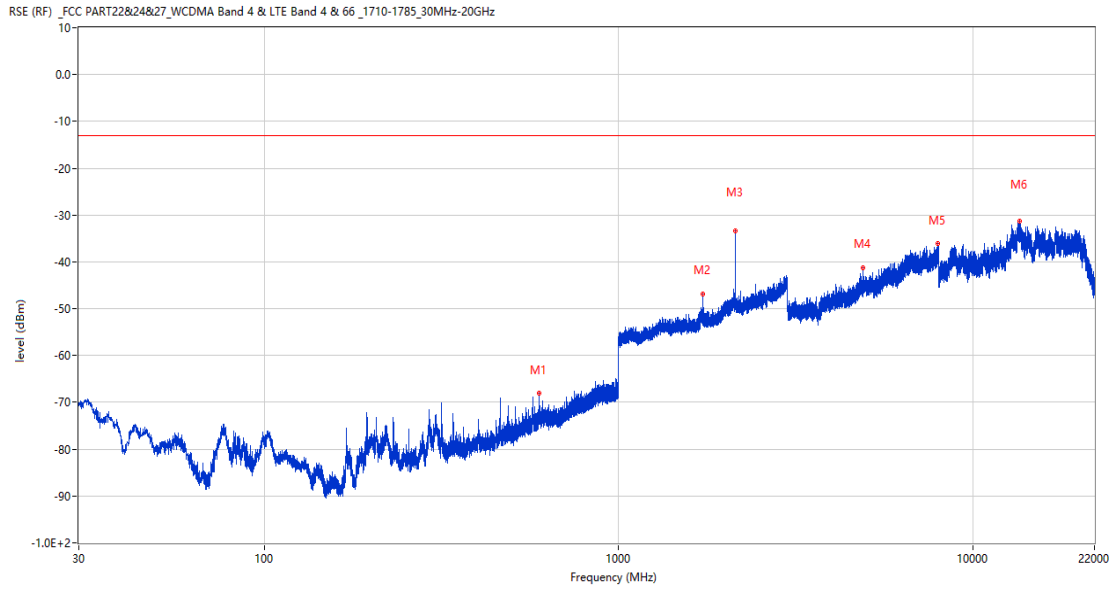
Frequency (MHz)	Result (dBm)	Factor (dB)	PK Limit (dBm)	Over Limit (dB)	Table (o)	ANT	EUT	Verdict
443.850	-68.41	-8.26	-13.0	-55.41	91.00	Horizontal	Vertical	Pass
1731.200	-39.32	2.46	-13.0	-26.32	29.00	Horizontal	Vertical	N/A
2131.500	-44.02	4.84	-13.0	-31.02	269.00	Horizontal	Vertical	N/A
5004.250	-42.34	12.61	-13.0	-29.34	121.00	Horizontal	Vertical	Pass
7999.500	-35.84	19.00	-13.0	-22.84	-1.00	Horizontal	Vertical	Pass
13438.200	-31.45	24.59	-13.0	-18.45	262.00	Horizontal	Vertical	Pass

RSE-V&V LTE Band 4 BW5 CH20175



Frequency (MHz)	Result (dBm)	Factor (dB)	PK Limit (dBm)	Over Limit (dB)	Table (o)	ANT	EUT	Verdict
467.664	-64.18	-8.12	-13.0	-51.18	64.00	Vertical	Vertical	Pass
1731.300	-41.32	2.46	-13.0	-28.32	95.00	Vertical	Vertical	N/A
2133.100	-34.79	4.87	-13.0	-21.79	288.00	Vertical	Vertical	N/A
4988.750	-41.75	13.11	-13.0	-28.75	13.00	Vertical	Vertical	Pass
8864.737	-34.74	20.18	-13.0	-21.74	147.00	Vertical	Vertical	Pass
13646.788	-31.13	24.83	-13.0	-18.13	122.00	Vertical	Vertical	Pass

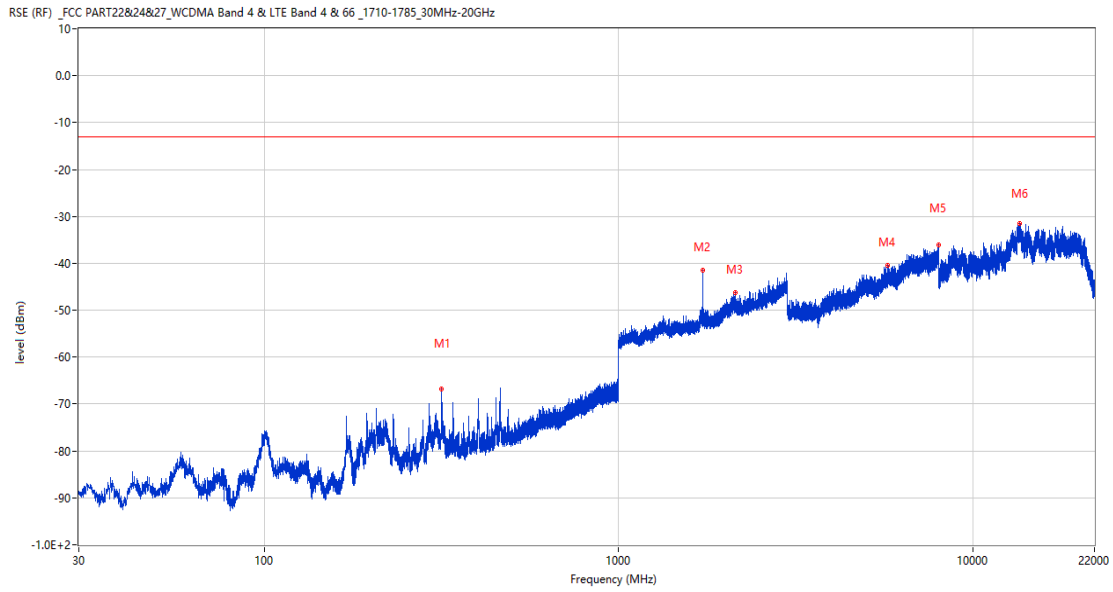
RSE-V&H LTE Band 4 BW5 CH20175



Frequency (MHz)	Result (dBm)	Factor (dB)	PK Limit (dBm)	Over Limit (dB)	Table (o)	ANT	EUT	Verdict
597.547	-67.98	-3.65	-13.0	-54.98	14.00	Vertical	Horizontal	Pass
1731.400	-46.97	2.46	-13.0	-33.97	196.00	Vertical	Horizontal	N/A
2131.800	-33.28	4.90	-13.0	-20.28	0.00	Vertical	Horizontal	N/A
4877.500	-41.32	12.60	-13.0	-28.32	260.00	Vertical	Horizontal	Pass
7972.500	-35.98	18.13	-13.0	-22.98	94.00	Vertical	Horizontal	Pass
13557.987	-31.39	25.16	-13.0	-18.39	268.00	Vertical	Horizontal	Pass

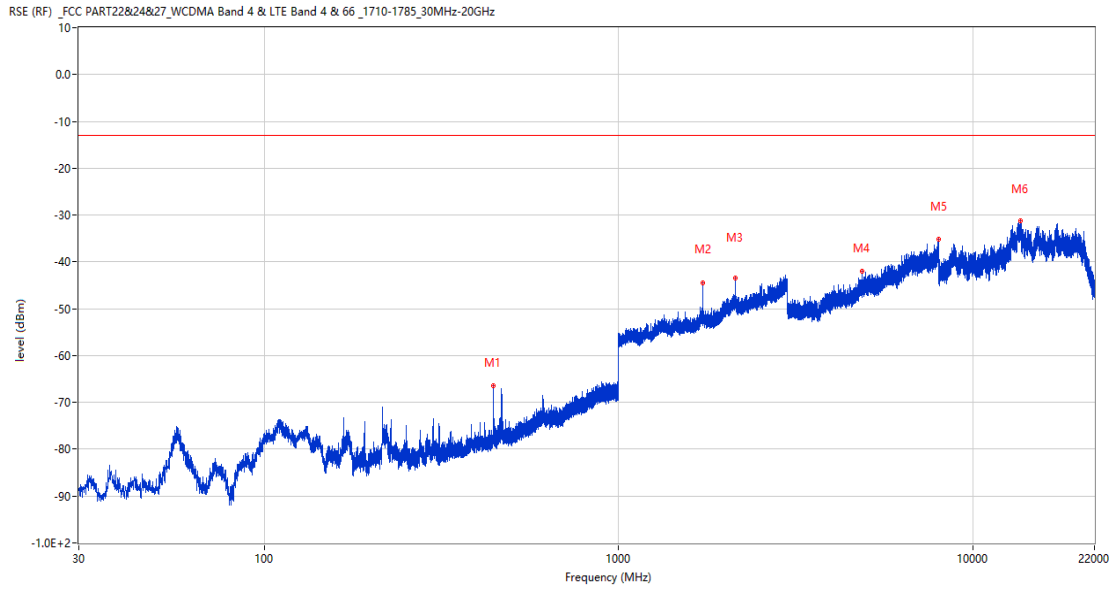
9.4 LTE Band 4 BW10, Middle Channel

RSE-H&H LTE Band 4 BW10 CH20175



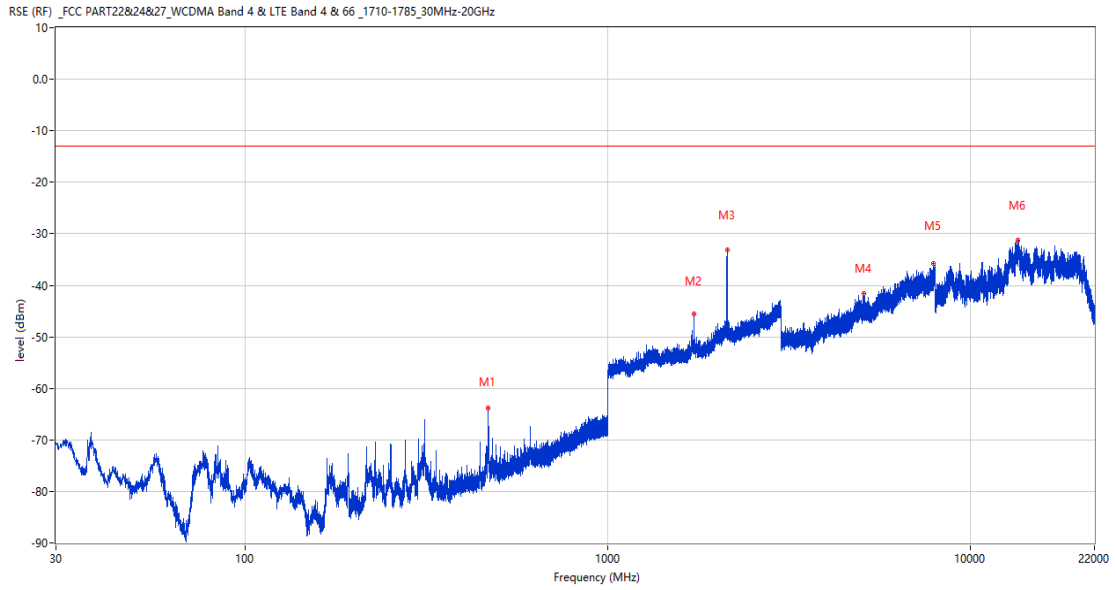
Frequency (MHz)	Result (dBm)	Factor (dB)	PK Limit (dBm)	Over Limit (dB)	Table (o)	ANT	EUT	Verdict
316.829	-66.69	-11.43	-13.0	-53.69	61.00	Horizontal	Horizontal	Pass
1728.900	-41.46	2.48	-13.0	-28.46	195.00	Horizontal	Horizontal	N/A
2133.600	-46.25	4.86	-13.0	-33.25	283.00	Horizontal	Horizontal	N/A
5755.750	-40.45	14.30	-13.0	-27.45	296.00	Horizontal	Horizontal	Pass
7982.000	-35.99	18.16	-13.0	-22.99	164.00	Horizontal	Horizontal	Pass
13557.987	-31.56	25.16	-13.0	-18.56	61.00	Horizontal	Horizontal	Pass

RSE-H&V LTE Band 4 BW10 CH20175



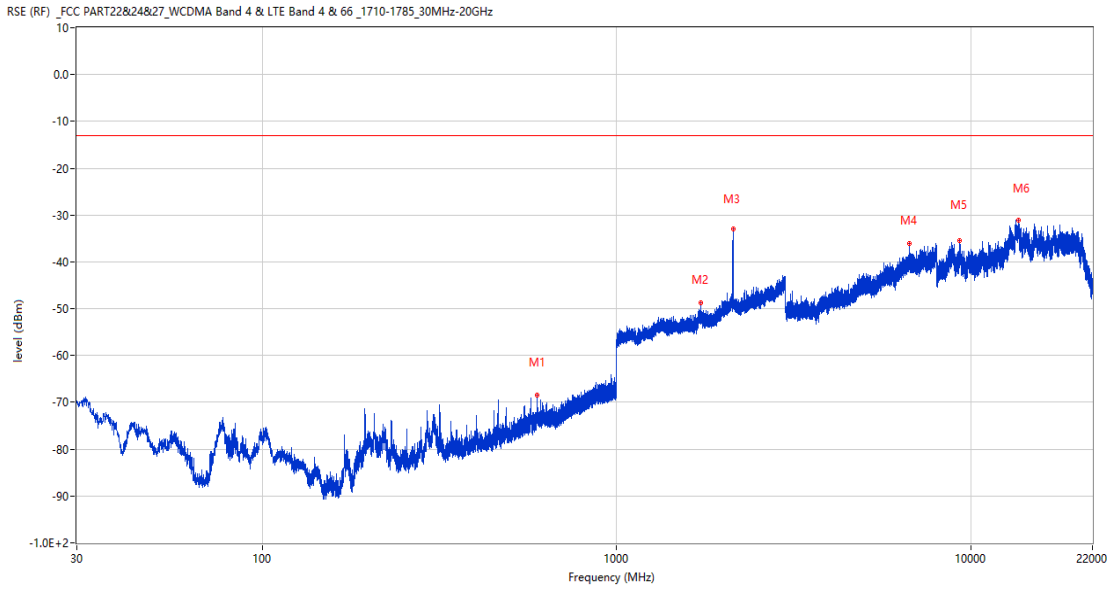
Frequency (MHz)	Result (dBm)	Factor (dB)	PK Limit (dBm)	Over Limit (dB)	Table (o)	ANT	EUT	Verdict
443.754	-66.49	-8.25	-13.0	-53.49	100.00	Horizontal	Vertical	Pass
1728.900	-44.48	2.48	-13.0	-31.48	362.00	Horizontal	Vertical	N/A
2130.700	-43.37	4.77	-13.0	-30.37	279.00	Horizontal	Vertical	N/A
4855.000	-42.00	12.55	-13.0	-29.00	190.00	Horizontal	Vertical	Pass
7993.000	-35.26	18.55	-13.0	-22.26	190.00	Horizontal	Vertical	Pass
13634.763	-31.17	24.84	-13.0	-18.17	32.00	Horizontal	Vertical	Pass

RSE-V&H LTE Band 4 BW10 CH20175



Frequency (MHz)	Result (dBm)	Factor (dB)	PK Limit (dBm)	Over Limit (dB)	Table (o)	ANT	EUT	Verdict
467.712	-63.80	-8.11	-13.0	-50.80	96.00	Vertical	Vertical	Pass
1729.000	-45.55	2.48	-13.0	-32.55	267.00	Vertical	Vertical	N/A
2134.400	-33.06	5.00	-13.0	-20.06	275.00	Vertical	Vertical	N/A
5074.500	-41.65	12.18	-13.0	-28.65	177.00	Vertical	Vertical	Pass
7908.250	-35.68	17.99	-13.0	-22.68	346.00	Vertical	Vertical	Pass
13548.738	-31.30	25.19	-13.0	-18.30	36.00	Vertical	Vertical	Pass

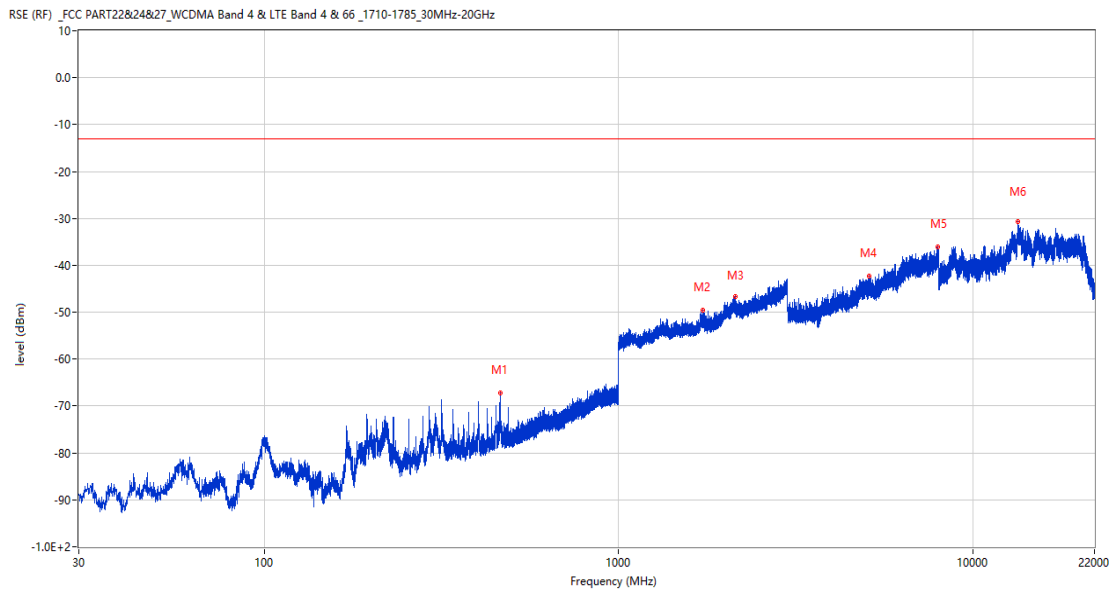
RSE-V&V LTE Band 4 BW10 CH20175



Frequency (MHz)	Result (dBm)	Factor (dB)	PK Limit (dBm)	Over Limit (dB)	Table (o)	ANT	EUT	Verdict
597.401	-68.44	-3.65	-13.0	-55.44	360.00	Vertical	Horizontal	Pass
1729.100	-48.73	2.48	-13.0	-35.73	-1.00	Vertical	Horizontal	N/A
2131.300	-32.89	4.80	-13.0	-19.89	291.00	Vertical	Horizontal	N/A
6697.250	-36.18	16.91	-13.0	-23.18	78.00	Vertical	Horizontal	Pass
9284.875	-35.46	19.40	-13.0	-22.46	129.00	Vertical	Horizontal	Pass
13577.875	-31.11	25.02	-13.0	-18.11	92.00	Vertical	Horizontal	Pass

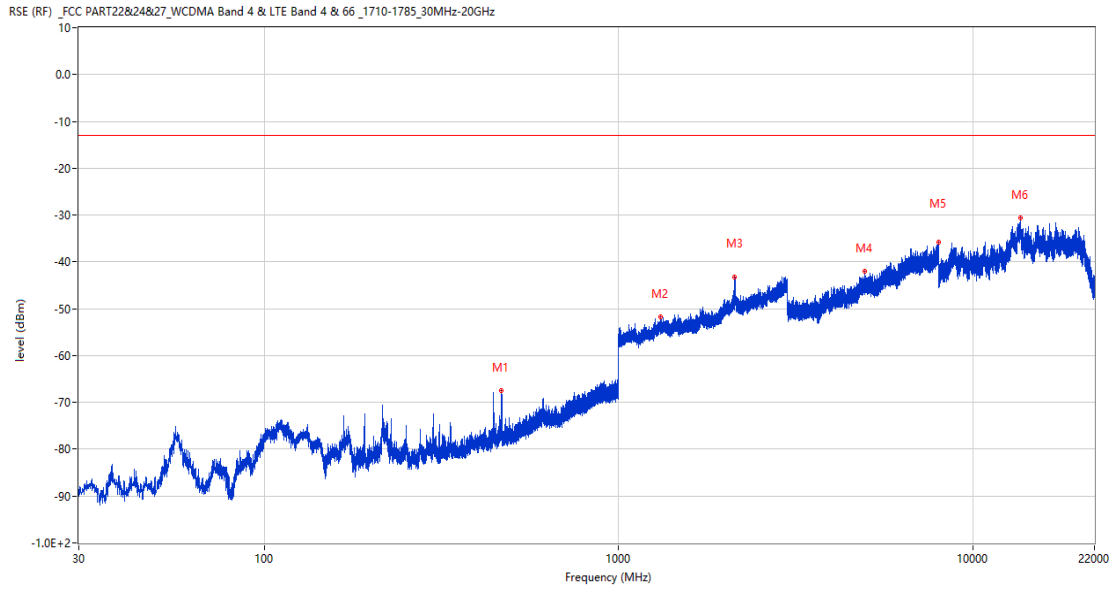
9.5 LTE Band 4 BW15, Middle Channel

RSE-H&H LTE Band 4 BW15 CH20175



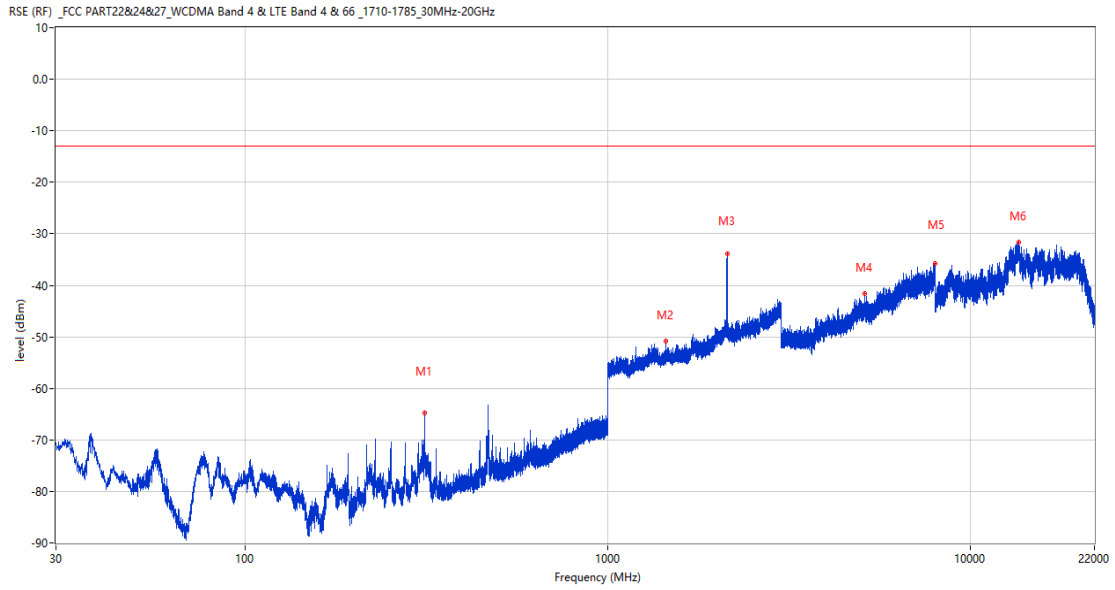
Frequency (MHz)	Result (dBm)	Factor (dB)	PK Limit (dBm)	Over Limit (dB)	Table (o)	ANT	EUT	Verdict
463.250	-67.27	-8.12	-13.0	-54.27	105.00	Horizontal	Horizontal	Pass
1726.700	-49.46	2.51	-13.0	-36.46	173.00	Horizontal	Horizontal	N/A
2132.900	-46.61	4.88	-13.0	-33.61	360.00	Horizontal	Horizontal	N/A
5079.250	-42.29	12.27	-13.0	-29.29	0.00	Horizontal	Horizontal	Pass
7951.500	-36.18	18.54	-13.0	-23.18	0.00	Horizontal	Horizontal	Pass
13373.450	-30.71	24.69	-13.0	-17.71	207.00	Horizontal	Horizontal	Pass

RSE-H&V LTE Band 4 BW15 CH20175



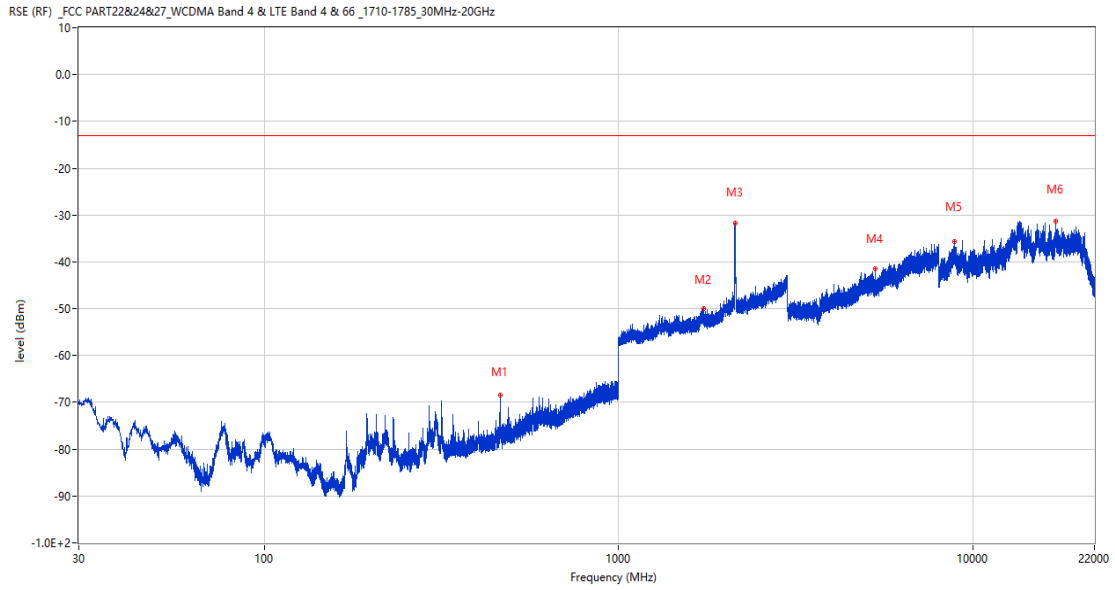
Frequency (MHz)	Result (dBm)	Factor (dB)	PK Limit (dBm)	Over Limit (dB)	Table (o)	ANT	EUT	Verdict
467.858	-67.51	-8.10	-13.0	-54.51	297.00	Horizontal	Vertical	Pass
1313.100	-51.75	0.58	-13.0	-38.75	163.00	Horizontal	Vertical	Pass
2127.200	-43.28	4.78	-13.0	-30.28	286.00	Horizontal	Vertical	N/A
4947.250	-41.91	12.85	-13.0	-28.91	246.00	Horizontal	Vertical	Pass
7989.000	-35.77	18.39	-13.0	-22.77	246.00	Horizontal	Vertical	Pass
13606.088	-30.54	24.87	-13.0	-17.54	349.00	Horizontal	Vertical	Pass

RSE-V&V LTE Band 4 BW15 CH20175



Frequency (MHz)	Result (dBm)	Factor (dB)	PK Limit (dBm)	Over Limit (dB)	Table (o)	ANT	EUT	Verdict
311.785	-64.85	-11.58	-13.0	-51.85	31.00	Vertical	Vertical	Pass
1448.300	-50.87	0.64	-13.0	-37.87	-1.00	Vertical	Vertical	Pass
2137.000	-33.93	5.09	-13.0	-20.93	99.00	Vertical	Vertical	N/A
5122.500	-41.60	12.33	-13.0	-28.60	0.00	Vertical	Vertical	Pass
7998.250	-35.76	18.89	-13.0	-22.76	0.00	Vertical	Vertical	Pass
13634.300	-31.65	24.84	-13.0	-18.65	52.00	Vertical	Vertical	Pass

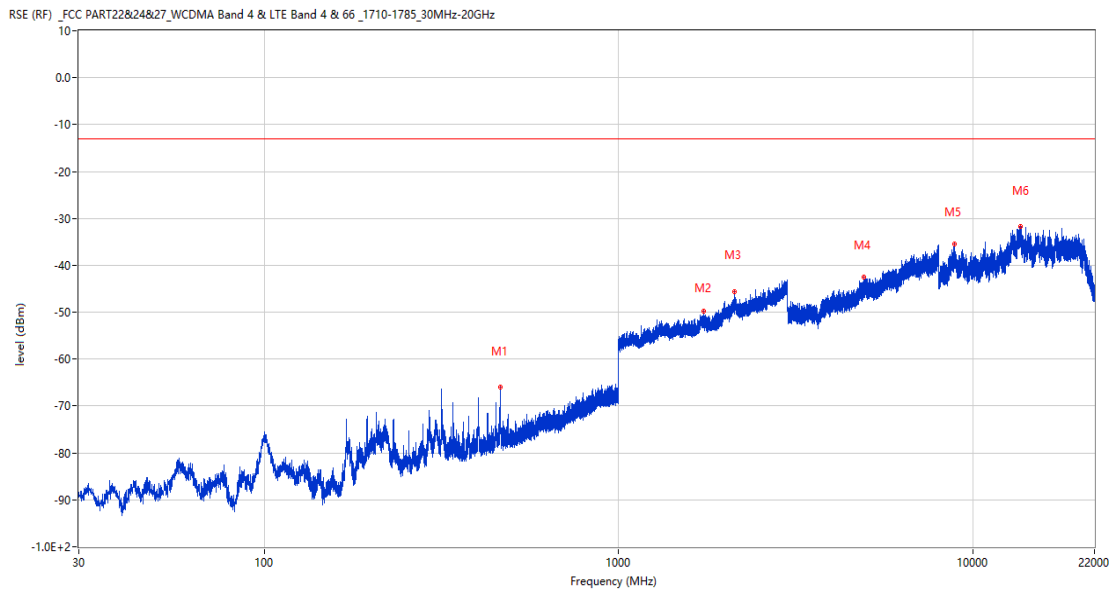
RSE-V&H LTE Band 4 BW15 CH20175



Frequency (MHz)	Result (dBm)	Factor (dB)	PK Limit (dBm)	Over Limit (dB)	Table (o)	ANT	EUT	Verdict
463.250	-68.49	-8.12	-13.0	-55.49	190.00	Vertical	Horizontal	Pass
1736.900	-50.05	2.40	-13.0	-37.05	360.00	Vertical	Horizontal	N/A
2130.800	-31.64	4.77	-13.0	-18.64	347.00	Vertical	Horizontal	N/A
5285.250	-41.49	12.54	-13.0	-28.49	245.00	Vertical	Horizontal	Pass
8858.325	-35.63	20.26	-13.0	-22.63	248.00	Vertical	Horizontal	Pass
17129.413	-31.28	23.58	-13.0	-18.28	134.00	Vertical	Horizontal	Pass

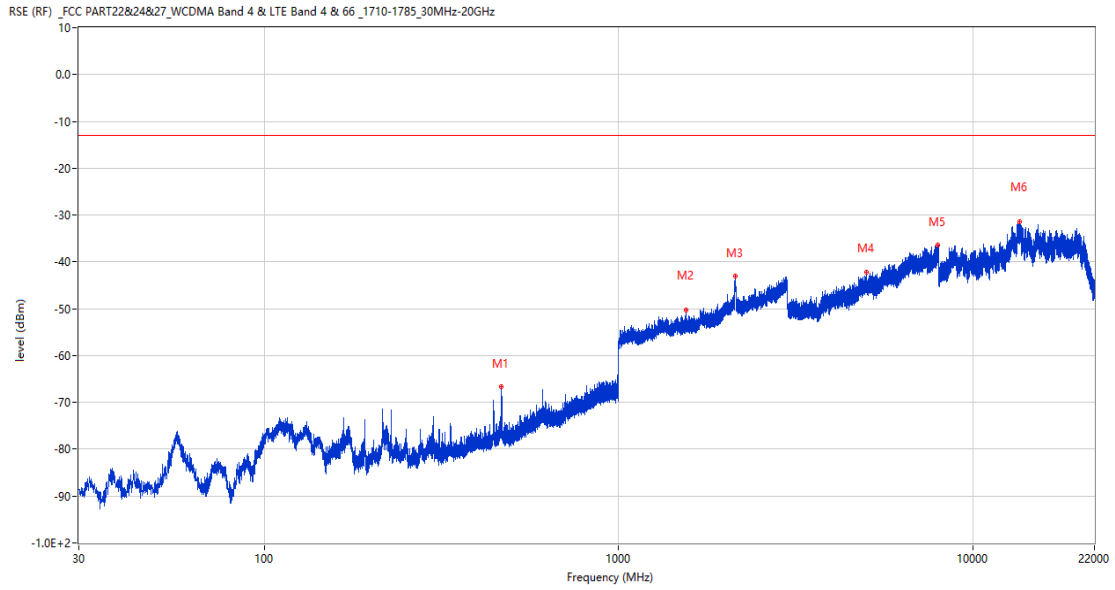
9.6 LTE Band 4 BW20, Middle Channel

RSE-H&H LTE Band 4 BW20 CH20175



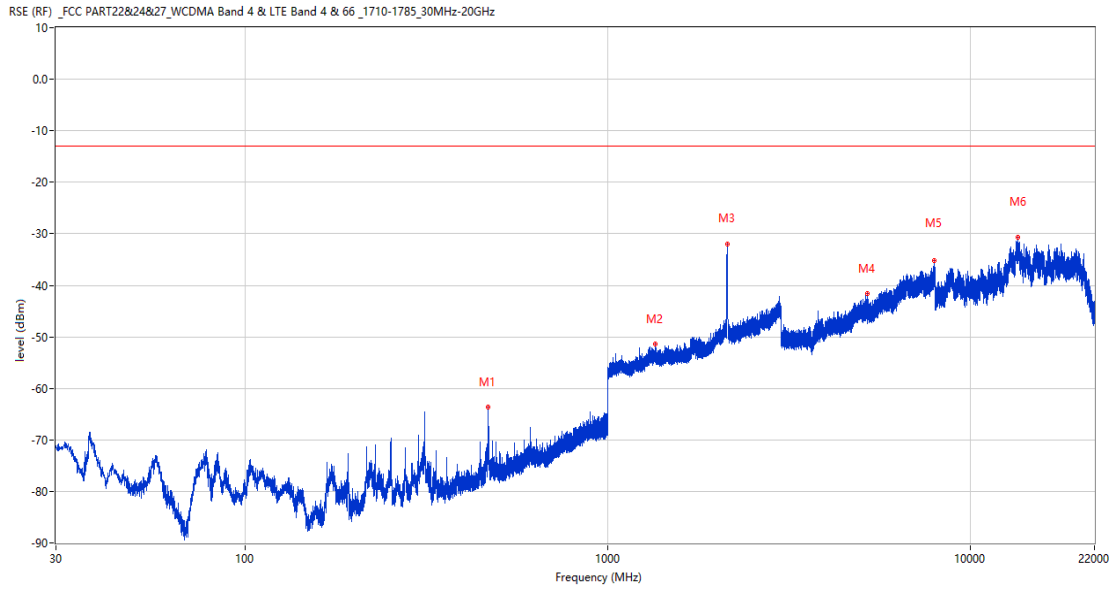
Frequency (MHz)	Result (dBm)	Factor (dB)	PK Limit (dBm)	Over Limit (dB)	Table (o)	ANT	EUT	Verdict
463.202	-65.97	-8.13	-13.0	-52.97	143.00	Horizontal	Horizontal	Pass
1738.100	-49.85	2.39	-13.0	-36.85	187.00	Horizontal	Horizontal	N/A
2127.700	-45.73	4.81	-13.0	-32.73	-2.00	Horizontal	Horizontal	N/A
4924.500	-42.53	13.32	-13.0	-29.53	95.00	Horizontal	Horizontal	Pass
8857.138	-35.53	20.27	-13.0	-22.53	69.00	Horizontal	Horizontal	Pass
13640.313	-31.68	24.84	-13.0	-18.68	-1.00	Horizontal	Horizontal	Pass

RSE-H&V LTE Band 4 BW20 CH20175



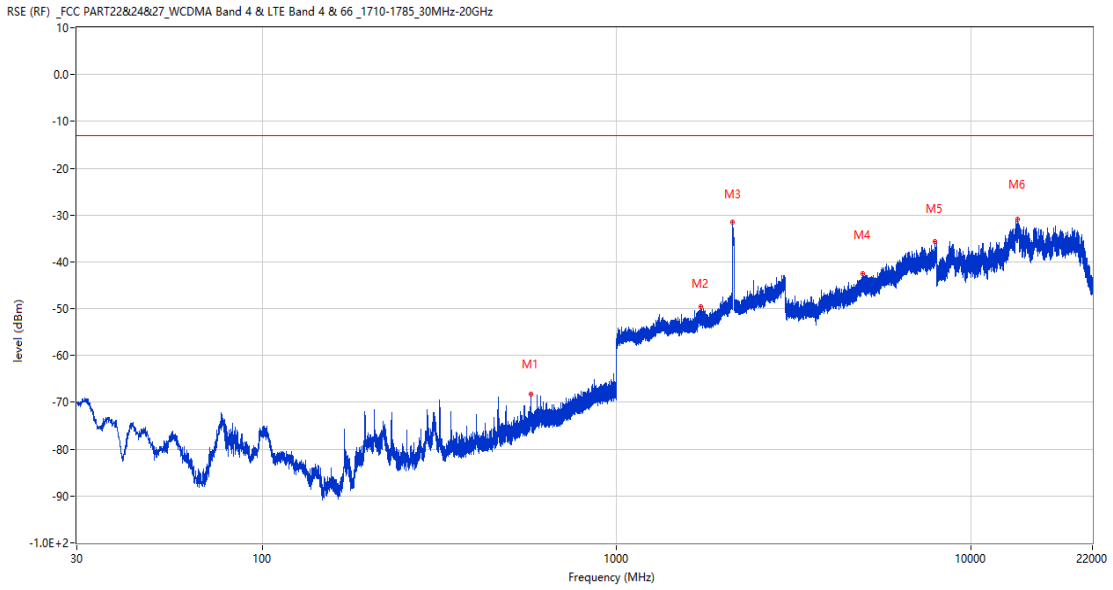
Frequency (MHz)	Result (dBm)	Factor (dB)	PK Limit (dBm)	Over Limit (dB)	Table (o)	ANT	EUT	Verdict
467.810	-66.69	-8.10	-13.0	-53.69	294.00	Horizontal	Vertical	Pass
1550.300	-50.34	1.04	-13.0	-37.34	132.00	Horizontal	Vertical	Pass
2133.600	-42.98	4.86	-13.0	-29.98	272.00	Horizontal	Vertical	N/A
4994.750	-42.12	12.94	-13.0	-29.12	147.00	Horizontal	Vertical	Pass
7951.500	-36.30	18.54	-13.0	-23.30	292.00	Horizontal	Vertical	Pass
13568.625	-31.47	25.09	-13.0	-18.47	229.00	Horizontal	Vertical	Pass

RSE-V&V LTE Band 4 BW20 CH20175



Frequency (MHz)	Result (dBm)	Factor (dB)	PK Limit (dBm)	Over Limit (dB)	Table (o)	ANT	EUT	Verdict
468.004	-63.73	-8.08	-13.0	-50.73	73.00	Vertical	Vertical	Pass
1348.000	-51.41	0.73	-13.0	-38.41	181.00	Vertical	Vertical	Pass
2137.100	-32.00	5.08	-13.0	-19.00	261.00	Vertical	Vertical	N/A
5206.750	-41.60	12.36	-13.0	-28.60	58.00	Vertical	Vertical	Pass
7933.000	-35.24	18.73	-13.0	-22.24	267.00	Vertical	Vertical	Pass
13534.401	-30.61	24.82	-13.0	-17.61	190.00	Vertical	Vertical	Pass

RSE-V&H LTE Band 4 BW20 CH20175

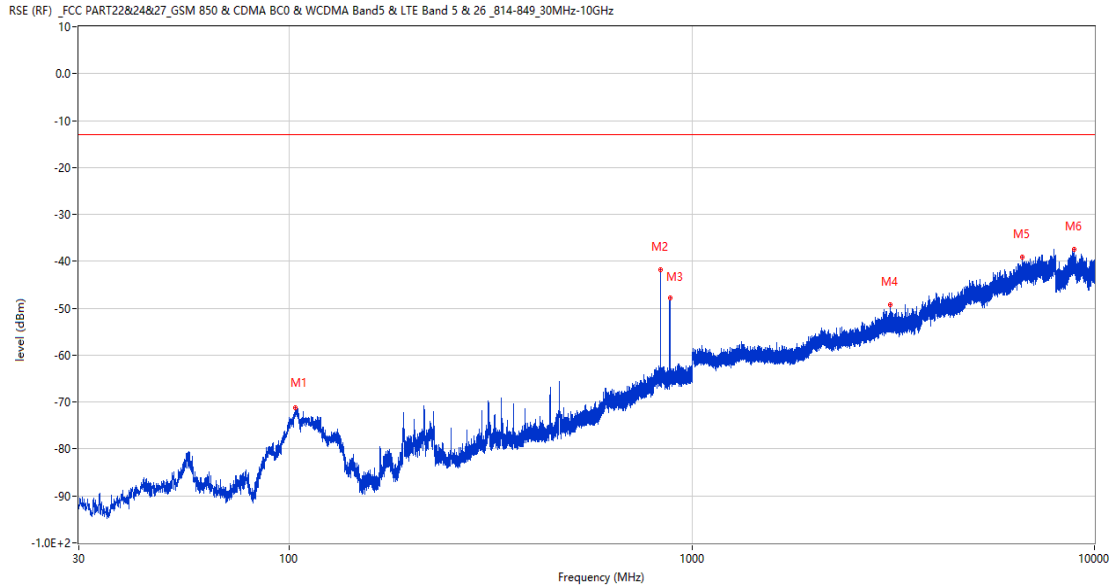


Frequency (MHz)	Result (dBm)	Factor (dB)	PK Limit (dBm)	Over Limit (dB)	Table (o)	ANT	EUT	Verdict
573.200	-68.30	-5.19	-13.0	-55.30	353.00	Vertical	Horizontal	Pass
1732.600	-49.66	2.45	-13.0	-36.66	255.00	Vertical	Horizontal	N/A
2127.700	-31.48	4.81	-13.0	-18.48	6.00	Vertical	Horizontal	N/A
4953.000	-42.44	12.83	-13.0	-29.44	228.00	Vertical	Horizontal	Pass
7921.500	-35.76	18.29	-13.0	-22.76	168.00	Vertical	Horizontal	Pass
13544.575	-30.88	25.08	-13.0	-17.88	300.00	Vertical	Horizontal	Pass

10 LTE Band 5

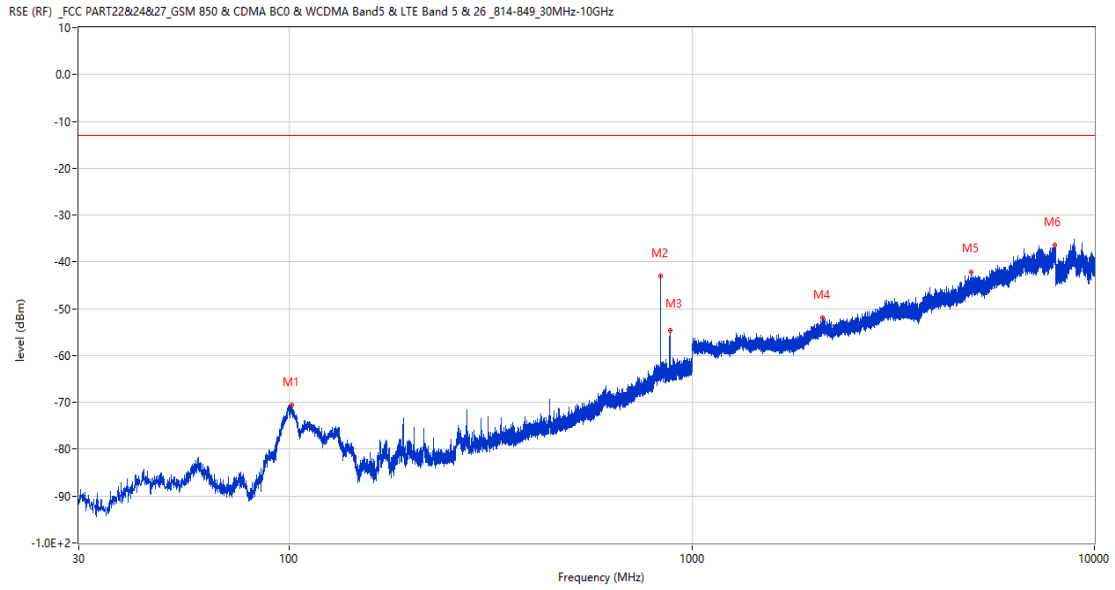
10.1 LTE Band 5 BW1.4, Middle Channel

RSE-H&H LTE Band 5 BW1.4 CH20525



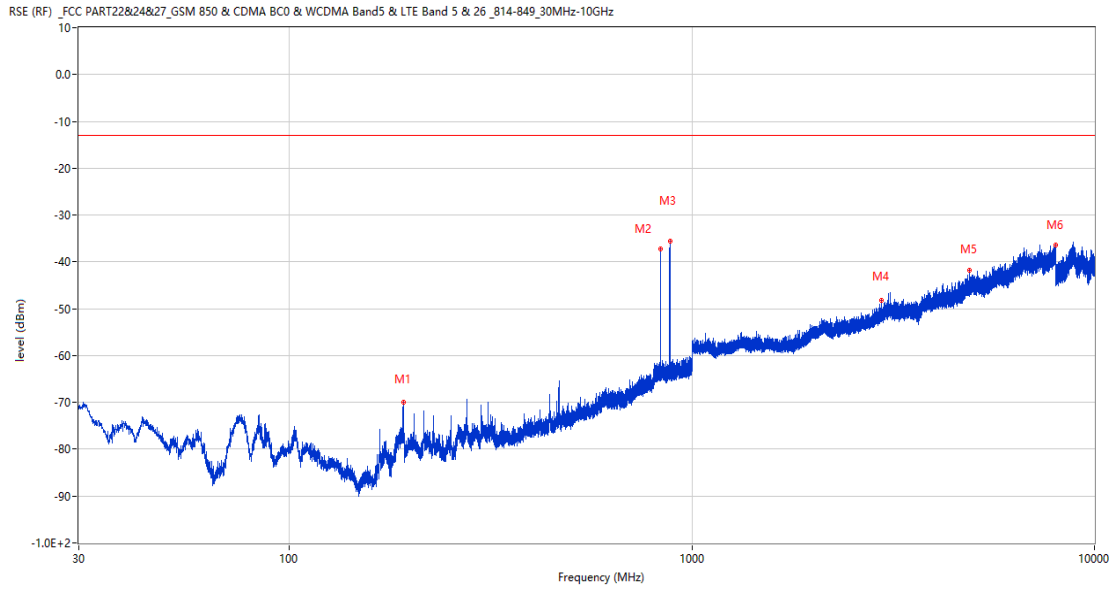
Frequency (MHz)	Result (dBm)	Factor (dB)	PK Limit (dBm)	Over Limit (dB)	Table (o)	ANT	EUT	Verdict
103.478	-71.17	-17.13	-13.0	-58.17	351.00	Horizontal	Horizontal	Pass
836.506	-41.86	7.13	-13.0	-28.86	48.00	Horizontal	Horizontal	N/A
881.660	-47.80	6.75	-13.0	-34.80	39.00	Horizontal	Horizontal	N/A
3116.750	-49.30	6.42	-13.0	-36.30	133.00	Horizontal	Horizontal	Pass
6622.000	-39.10	16.02	-13.0	-26.10	70.00	Horizontal	Horizontal	Pass
8928.600	-37.38	19.57	-13.0	-24.38	111.00	Horizontal	Horizontal	Pass

RSE-H&V LTE Band 5 BW1.4 CH20525



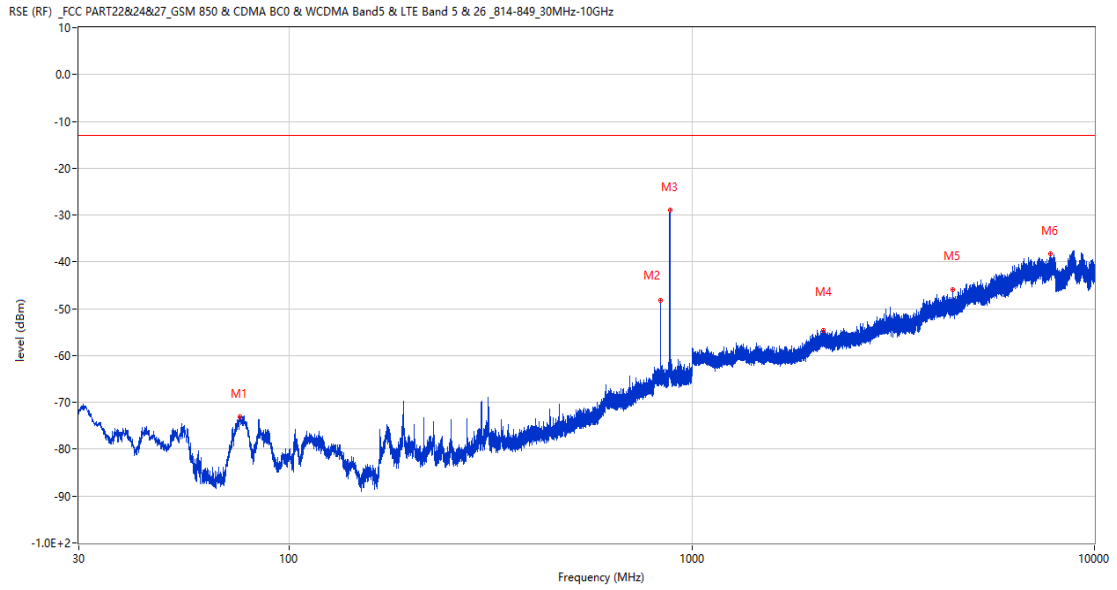
Frequency (MHz)	Result (dBm)	Factor (dB)	PK Limit (dBm)	Over Limit (dB)	Table (o)	ANT	EUT	Verdict
101.246	-70.55	-17.11	-13.0	-57.55	354.00	Horizontal	Vertical	Pass
836.119	-42.98	7.12	-13.0	-29.98	168.00	Horizontal	Vertical	N/A
881.806	-54.68	6.76	-13.0	-41.68	297.00	Horizontal	Vertical	N/A
2113.900	-52.01	0.19	-13.0	-39.01	172.00	Horizontal	Vertical	Pass
4931.500	-42.11	12.93	-13.0	-29.11	208.00	Horizontal	Vertical	Pass
7981.000	-36.47	18.12	-13.0	-23.47	32.00	Horizontal	Vertical	Pass

RSE-V&V LTE Band 5 BW1.4 CH20525



Frequency (MHz)	Result (dBm)	Factor (dB)	PK Limit (dBm)	Over Limit (dB)	Table (o)	ANT	EUT	Verdict
191.942	-70.01	-14.39	-13.0	-57.01	69.00	Vertical	Vertical	Pass
836.022	-37.30	7.12	-13.0	-24.30	16.00	Vertical	Vertical	N/A
881.903	-35.49	6.76	-13.0	-22.49	184.00	Vertical	Vertical	N/A
2957.400	-48.21	4.67	-13.0	-35.21	177.00	Vertical	Vertical	Pass
4903.250	-41.81	12.51	-13.0	-28.81	114.00	Vertical	Vertical	Pass
7997.500	-36.45	18.88	-13.0	-23.45	280.00	Vertical	Vertical	Pass

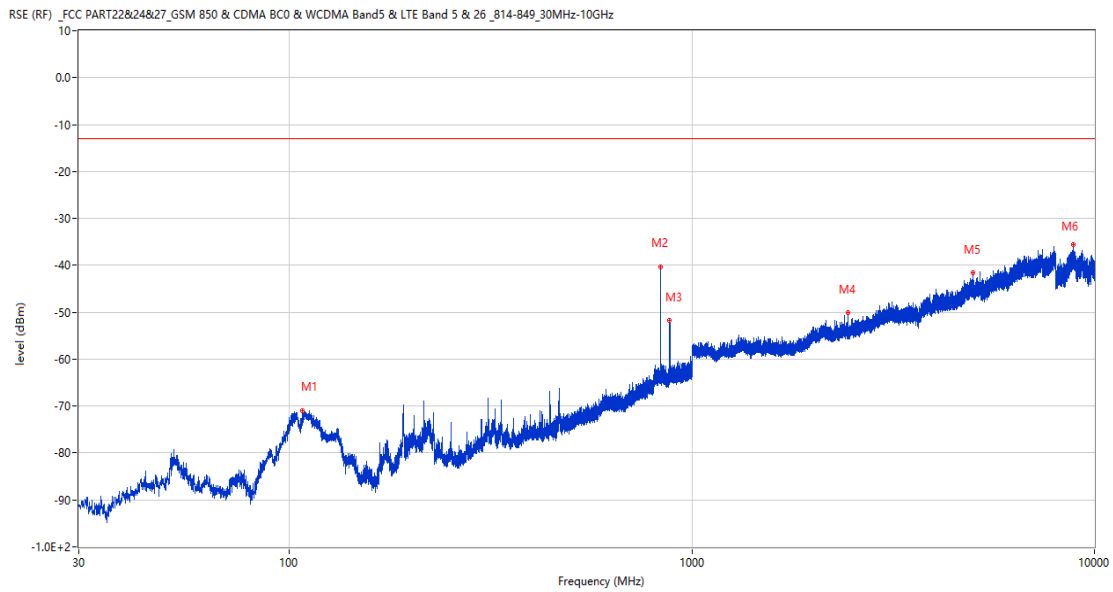
RSE-V&H LTE Band 5 BW1.4 CH20525



Frequency (MHz)	Result (dBm)	Factor (dB)	PK Limit (dBm)	Over Limit (dB)	Table (o)	ANT	EUT	Verdict
75.202	-73.00	-19.21	-13.0	-60.00	37.00	Vertical	Horizontal	Pass
836.555	-48.29	7.13	-13.0	-35.29	1.00	Vertical	Horizontal	N/A
881.660	-29.01	6.75	-13.0	-16.01	191.00	Vertical	Horizontal	N/A
2120.300	-54.72	-0.10	-13.0	-41.72	14.00	Vertical	Horizontal	Pass
4443.250	-45.88	10.26	-13.0	-32.88	27.00	Vertical	Horizontal	Pass
7780.500	-38.36	18.21	-13.0	-25.36	322.00	Vertical	Horizontal	Pass

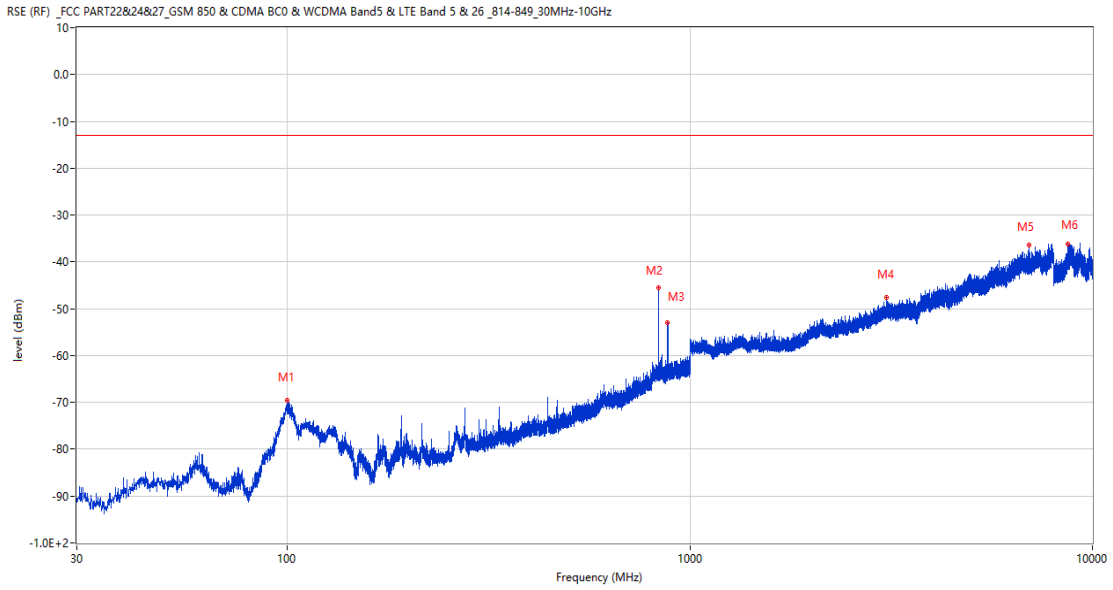
10.2 LTE Band 5 BW3, Middle Channel

RSE-H&H LTE Band 5 BW3 CH20525



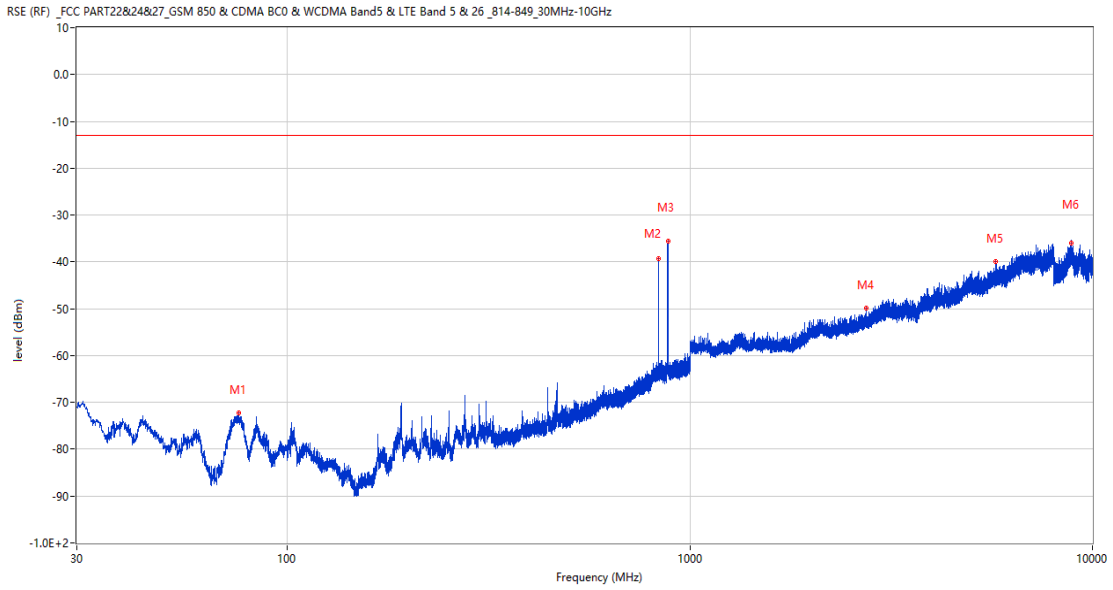
Frequency (MHz)	Result (dBm)	Factor (dB)	PK Limit (dBm)	Over Limit (dB)	Table (o)	ANT	EUT	Verdict
107.939	-71.09	-17.23	-13.0	-58.09	11.00	Horizontal	Horizontal	Pass
835.246	-40.25	7.10	-13.0	-27.25	55.00	Horizontal	Horizontal	N/A
880.302	-51.74	6.66	-13.0	-38.74	160.00	Horizontal	Horizontal	N/A
2439.400	-50.12	0.17	-13.0	-37.12	200.00	Horizontal	Horizontal	Pass
5003.000	-41.59	12.60	-13.0	-28.59	208.00	Horizontal	Horizontal	Pass
8841.000	-35.67	20.21	-13.0	-22.67	138.00	Horizontal	Horizontal	Pass

RSE-H&V LTE Band 5 BW3 CH20525



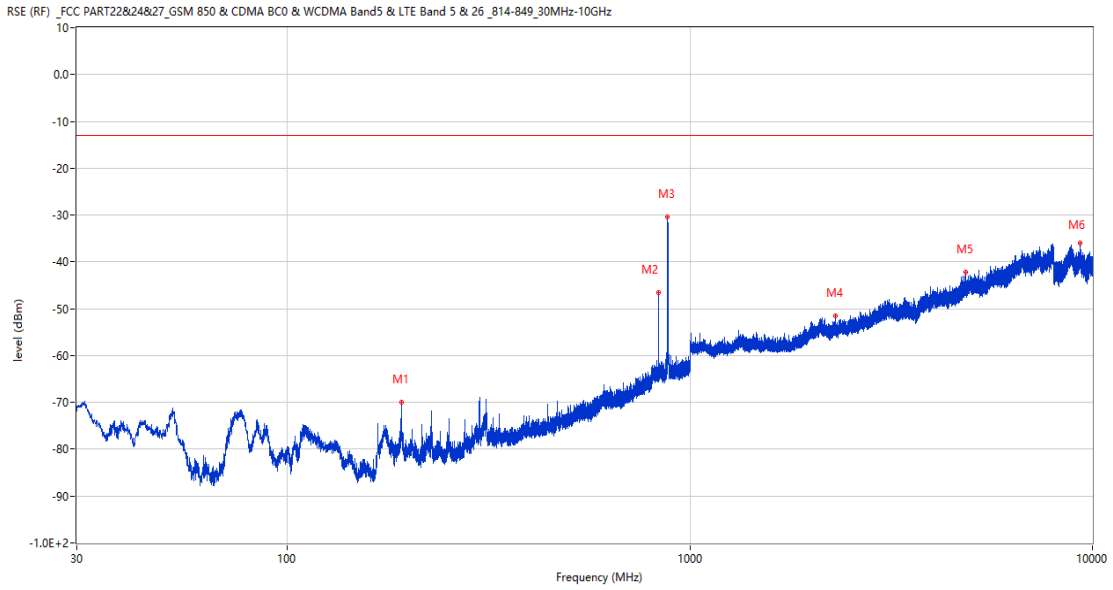
Frequency (MHz)	Result (dBm)	Factor (dB)	PK Limit (dBm)	Over Limit (dB)	Table (o)	ANT	EUT	Verdict
100.034	-69.50	-17.14	-13.0	-56.50	360.00	Horizontal	Vertical	Pass
835.197	-45.49	7.10	-13.0	-32.49	165.00	Horizontal	Vertical	N/A
880.787	-52.88	6.73	-13.0	-39.88	294.00	Horizontal	Vertical	N/A
3083.000	-47.50	6.91	-13.0	-34.50	354.00	Horizontal	Vertical	Pass
6954.000	-36.50	16.01	-13.0	-23.50	165.00	Horizontal	Vertical	Pass
8689.100	-36.29	19.09	-13.0	-23.29	211.00	Horizontal	Vertical	Pass

RSE-V&V LTE Band 5 BW3 CH20525



Frequency (MHz)	Result (dBm)	Factor (dB)	PK Limit (dBm)	Over Limit (dB)	Table (o)	ANT	EUT	Verdict
75.881	-72.28	-19.31	-13.0	-59.28	341.00	Vertical	Vertical	Pass
835.294	-39.33	7.11	-13.0	-26.33	14.00	Vertical	Vertical	N/A
881.951	-35.63	6.77	-13.0	-22.63	147.00	Vertical	Vertical	N/A
2736.900	-49.97	3.04	-13.0	-36.97	360.00	Vertical	Vertical	Pass
5757.500	-39.97	14.36	-13.0	-26.97	92.00	Vertical	Vertical	Pass
8847.700	-36.03	20.32	-13.0	-23.03	24.00	Vertical	Vertical	Pass

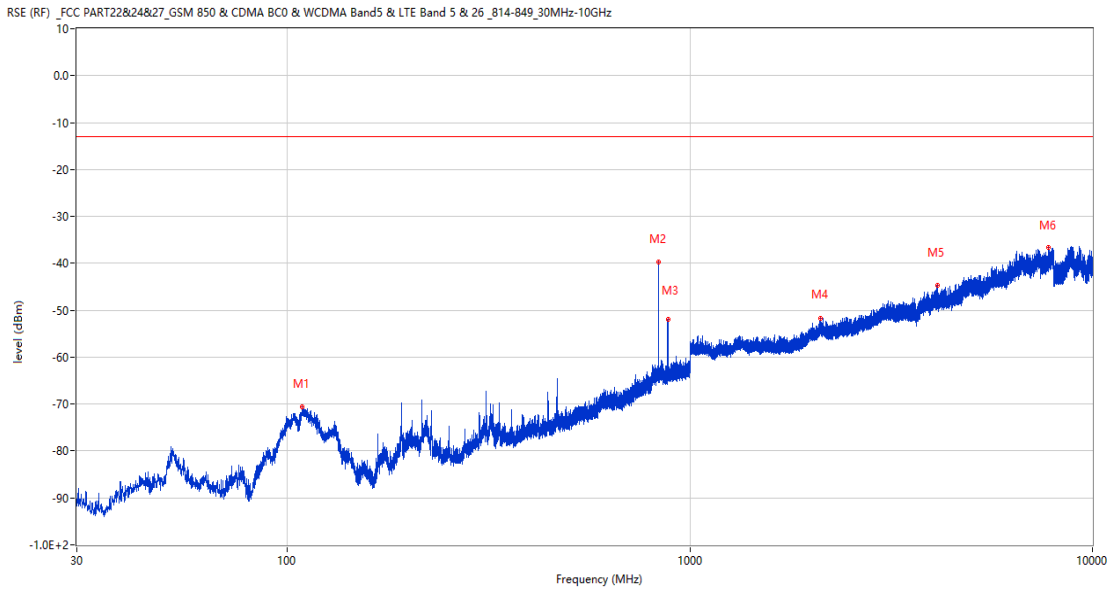
RSE-V&H LTE Band 5 BW3 CH20525



Frequency (MHz)	Result (dBm)	Factor (dB)	PK Limit (dBm)	Over Limit (dB)	Table (o)	ANT	EUT	Verdict
192.087	-70.02	-14.37	-13.0	-57.02	90.00	Vertical	Horizontal	Pass
835.294	-46.64	7.11	-13.0	-33.64	62.00	Vertical	Horizontal	N/A
880.884	-30.37	6.73	-13.0	-17.37	151.00	Vertical	Horizontal	N/A
2303.900	-51.58	-0.17	-13.0	-38.58	0.00	Vertical	Horizontal	Pass
4839.500	-42.29	12.42	-13.0	-29.29	21.00	Vertical	Horizontal	Pass
9322.401	-36.09	19.50	-13.0	-23.09	181.00	Vertical	Horizontal	Pass

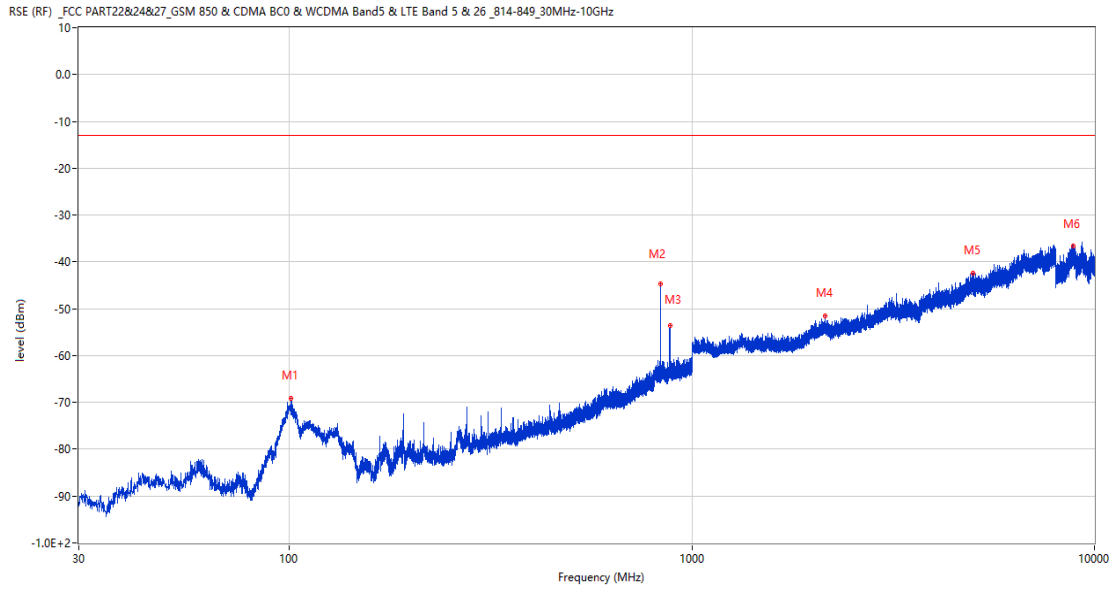
10.3 LTE Band 5 BW5, Middle Channel

RSE-H&H LTE Band 5 BW5 CH20525



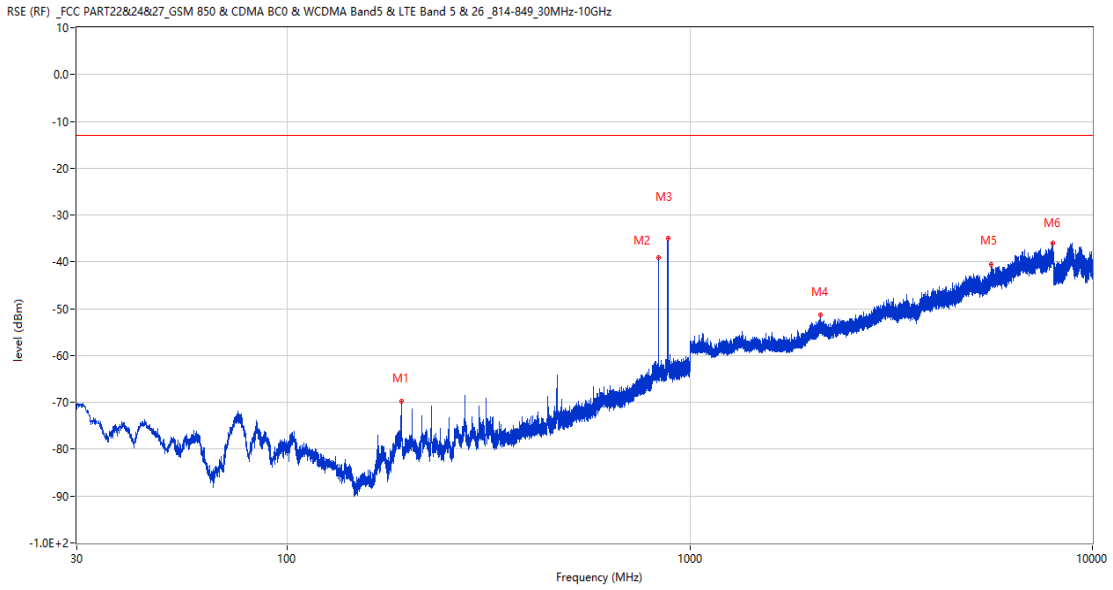
Frequency (MHz)	Result (dBm)	Factor (dB)	PK Limit (dBm)	Over Limit (dB)	Table (o)	ANT	EUT	Verdict
108.910	-70.61	-17.27	-13.0	-57.61	355.00	Horizontal	Horizontal	Pass
834.324	-39.71	7.09	-13.0	-26.71	51.00	Horizontal	Horizontal	N/A
881.563	-51.86	6.75	-13.0	-38.86	51.00	Horizontal	Horizontal	N/A
2111.500	-51.80	0.27	-13.0	-38.80	266.00	Horizontal	Horizontal	Pass
4113.000	-44.68	9.68	-13.0	-31.68	157.00	Horizontal	Horizontal	Pass
7760.250	-36.66	17.50	-13.0	-23.66	219.00	Horizontal	Horizontal	Pass

RSE-H&V LTE Band 5 BW5 CH20525



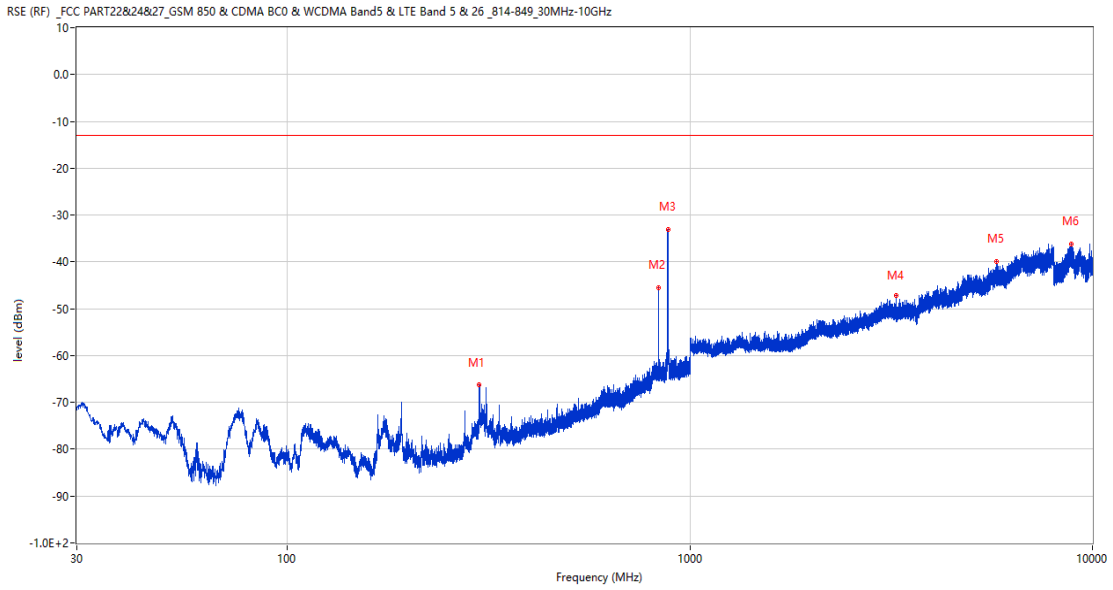
Frequency (MHz)	Result (dBm)	Factor (dB)	PK Limit (dBm)	Over Limit (dB)	Table (o)	ANT	EUT	Verdict
100.810	-69.10	-17.14	-13.0	-56.10	360.00	Horizontal	Vertical	Pass
834.421	-44.71	7.09	-13.0	-31.71	326.00	Horizontal	Vertical	N/A
883.358	-53.65	6.94	-13.0	-40.65	294.00	Horizontal	Vertical	N/A
2146.300	-51.62	-0.02	-13.0	-38.62	360.00	Horizontal	Vertical	Pass
4983.250	-42.47	13.26	-13.0	-29.47	313.00	Horizontal	Vertical	Pass
8845.200	-36.62	20.28	-13.0	-23.62	11.00	Horizontal	Vertical	Pass

RSE-V&V LTE Band 5 BW5 CH20525



Frequency (MHz)	Result (dBm)	Factor (dB)	PK Limit (dBm)	Over Limit (dB)	Table (o)	ANT	EUT	Verdict
191.990	-69.82	-14.39	-13.0	-56.82	48.00	Vertical	Vertical	Pass
834.372	-39.01	7.09	-13.0	-26.01	20.00	Vertical	Vertical	N/A
883.503	-34.89	6.96	-13.0	-21.89	137.00	Vertical	Vertical	N/A
2114.700	-51.35	0.07	-13.0	-38.35	298.00	Vertical	Vertical	Pass
5592.500	-40.57	13.55	-13.0	-27.57	353.00	Vertical	Vertical	Pass
7987.750	-35.97	18.32	-13.0	-22.97	312.00	Vertical	Vertical	Pass

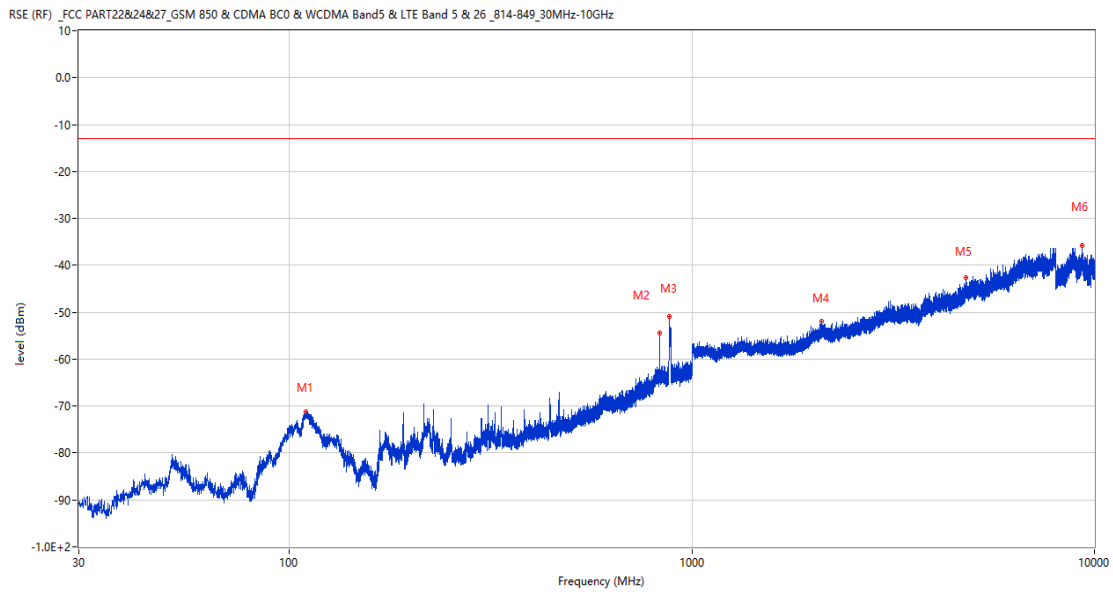
RSE-V&H LTE Band 5 BW5 CH20525



Frequency (MHz)	Result (dBm)	Factor (dB)	PK Limit (dBm)	Over Limit (dB)	Table (o)	ANT	EUT	Verdict
299.902	-66.23	-8.87	-13.0	-53.23	0.00	Vertical	Horizontal	Pass
834.324	-45.59	7.09	-13.0	-32.59	62.00	Vertical	Horizontal	N/A
881.563	-33.10	6.75	-13.0	-20.10	138.00	Vertical	Horizontal	N/A
3255.000	-47.24	6.53	-13.0	-34.24	361.00	Vertical	Horizontal	Pass
5762.750	-39.87	14.39	-13.0	-26.87	361.00	Vertical	Horizontal	Pass
8846.300	-36.14	20.30	-13.0	-23.14	137.00	Vertical	Horizontal	Pass

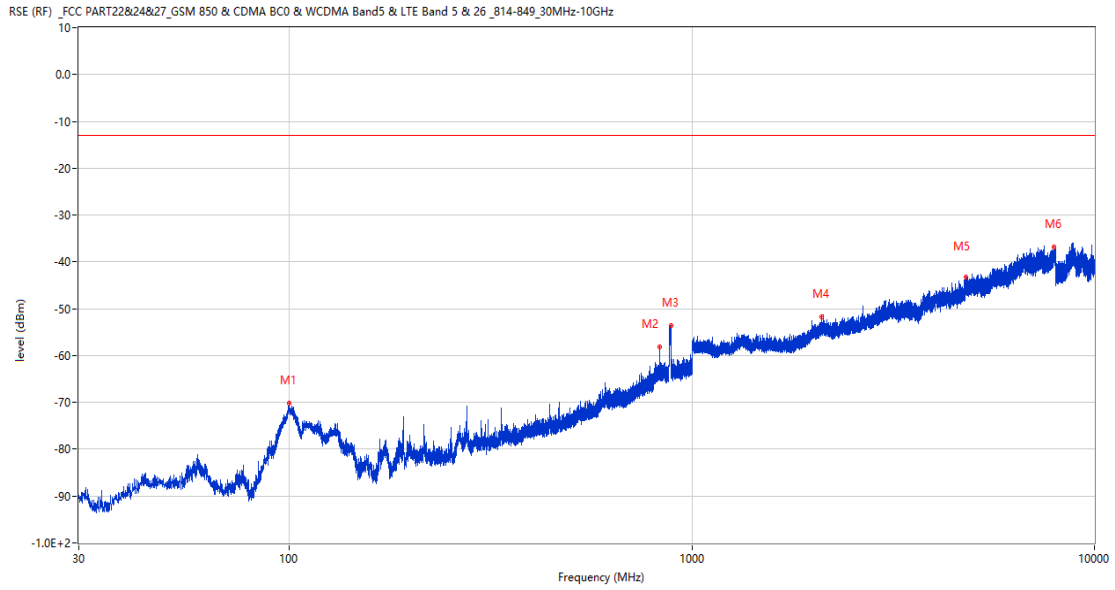
10.4 LTE Band 5 BW10, Middle Channel

RSE-H&H LTE Band 5 BW10 CH20525



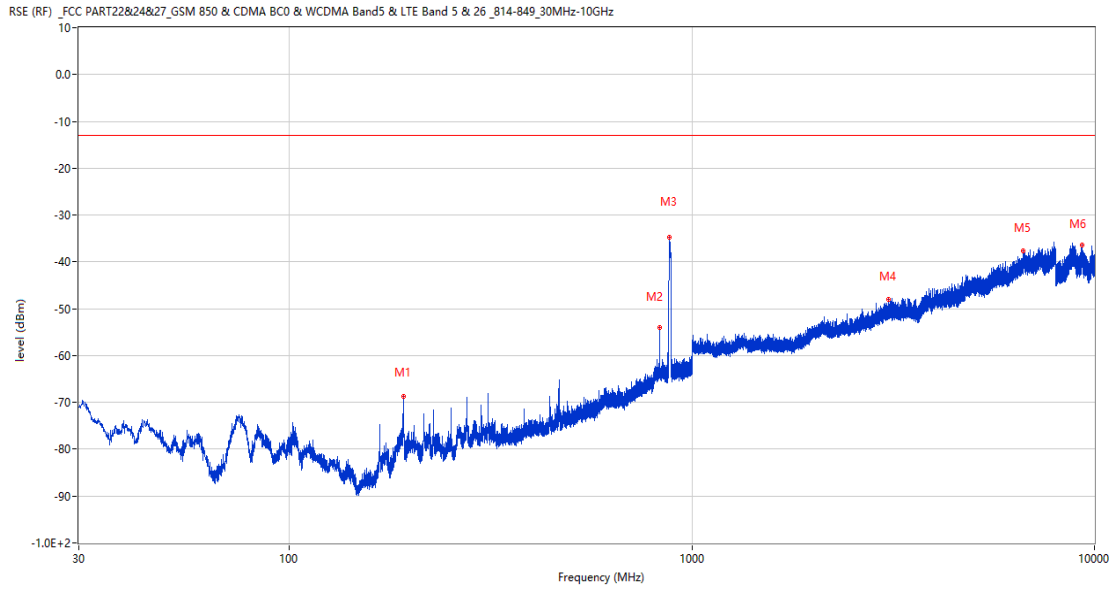
Frequency (MHz)	Result (dBm)	Factor (dB)	PK Limit (dBm)	Over Limit (dB)	Table (o)	ANT	EUT	Verdict
109.880	-71.15	-17.28	-13.0	-58.15	348.00	Horizontal	Horizontal	Pass
832.142	-54.52	7.05	-13.0	-41.52	50.00	Horizontal	Horizontal	N/A
877.101	-50.95	6.47	-13.0	-37.95	123.00	Horizontal	Horizontal	N/A
2101.900	-52.03	0.09	-13.0	-39.03	20.00	Horizontal	Horizontal	Pass
4789.000	-42.69	12.97	-13.0	-29.69	125.00	Horizontal	Horizontal	Pass
9336.600	-35.80	19.30	-13.0	-22.80	81.00	Horizontal	Horizontal	Pass

RSE-H&V LTE Band 5 BW10 CH20525



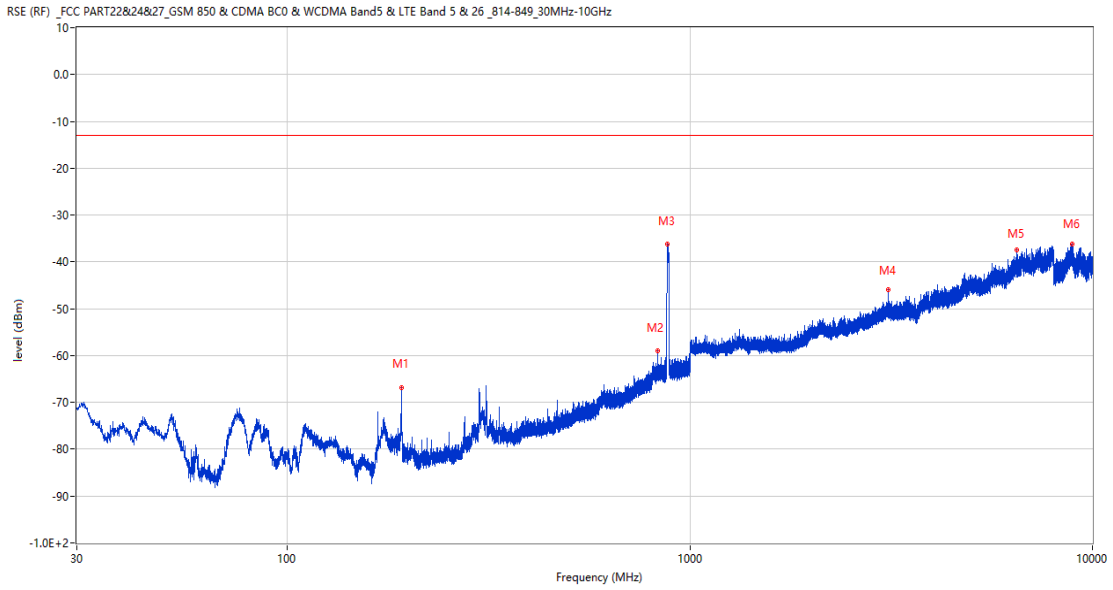
Frequency (MHz)	Result (dBm)	Factor (dB)	PK Limit (dBm)	Over Limit (dB)	Table (o)	ANT	EUT	Verdict
100.082	-70.23	-17.14	-13.0	-57.23	0.00	Horizontal	Vertical	Pass
832.142	-58.18	7.05	-13.0	-45.18	164.00	Horizontal	Vertical	N/A
885.831	-53.65	7.15	-13.0	-40.65	293.00	Horizontal	Vertical	N/A
2099.700	-51.77	-0.07	-13.0	-38.77	33.00	Horizontal	Vertical	Pass
4786.250	-43.16	13.01	-13.0	-30.16	302.00	Horizontal	Vertical	Pass
7919.750	-36.85	18.22	-13.0	-23.85	344.00	Horizontal	Vertical	Pass

RSE-V&V LTE Band 5 BW10 CH20525



Frequency (MHz)	Result (dBm)	Factor (dB)	PK Limit (dBm)	Over Limit (dB)	Table (o)	ANT	EUT	Verdict
191.990	-68.62	-14.39	-13.0	-55.62	73.00	Vertical	Vertical	Pass
832.142	-54.06	7.05	-13.0	-41.06	28.00	Vertical	Vertical	N/A
879.284	-34.74	6.54	-13.0	-21.74	203.00	Vertical	Vertical	N/A
3084.250	-48.01	6.98	-13.0	-35.01	333.00	Vertical	Vertical	Pass
6664.000	-37.70	16.41	-13.0	-24.70	353.00	Vertical	Vertical	Pass
9316.799	-36.49	19.57	-13.0	-23.49	67.00	Vertical	Vertical	Pass

RSE-V&H LTE Band 5 BW10 CH20525



Frequency (MHz)	Result (dBm)	Factor (dB)	PK Limit (dBm)	Over Limit (dB)	Table (o)	ANT	EUT	Verdict
191.990	-66.77	-14.39	-13.0	-53.77	129.00	Vertical	Horizontal	Pass
832.093	-58.92	7.05	-13.0	-45.92	93.00	Vertical	Horizontal	N/A
878.556	-36.14	6.50	-13.0	-23.14	126.00	Vertical	Horizontal	N/A
3106.000	-46.01	6.46	-13.0	-33.01	271.00	Vertical	Horizontal	Pass
6493.000	-37.41	15.68	-13.0	-24.41	333.00	Vertical	Horizontal	Pass
8922.800	-36.24	19.60	-13.0	-23.24	52.00	Vertical	Horizontal	Pass

11 LTE Band 7

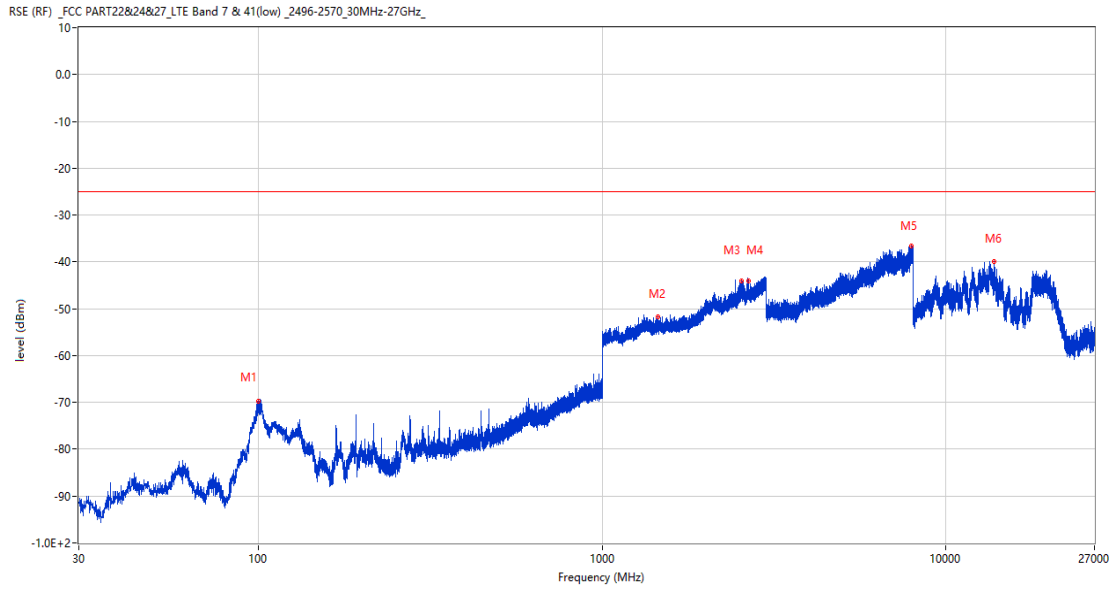
11.1 LTE Band 7 BW5, Middle Channel

RSE-H&H LTE Band 7 BW5 CH21100



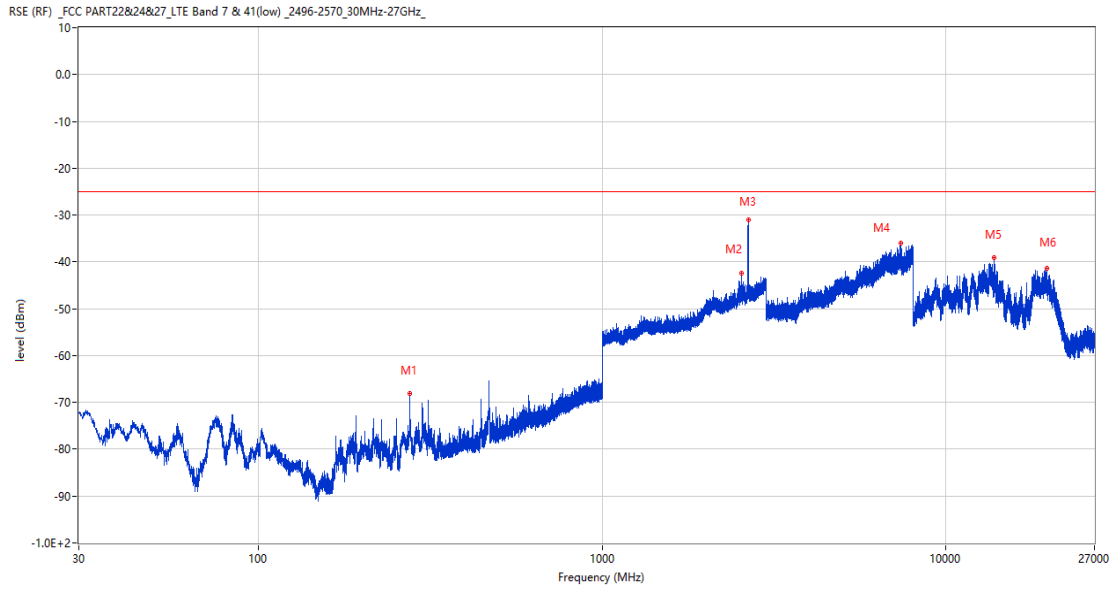
Frequency (MHz)	Result (dBm)	Factor (dB)	PK Limit (dBm)	Over Limit (dB)	Table (o)	ANT	EUT	Verdict
215.804	-69.83	-15.21	-25.0	-44.83	50.00	Horizontal	Horizontal	Pass
2532.900	-40.62	8.84	-25.0	-15.62	359.00	Horizontal	Horizontal	N/A
2656.800	-44.40	8.45	-25.0	-19.40	353.00	Horizontal	Horizontal	N/A
7935.500	-35.87	18.84	-25.0	-10.87	122.00	Horizontal	Horizontal	Pass
13395.488	-39.02	16.97	-25.0	-14.02	93.00	Horizontal	Horizontal	Pass
19989.901	-41.60	12.95	-25.0	-16.60	144.00	Horizontal	Horizontal	Pass

RSE-H&V LTE Band 7 BW5 CH21100



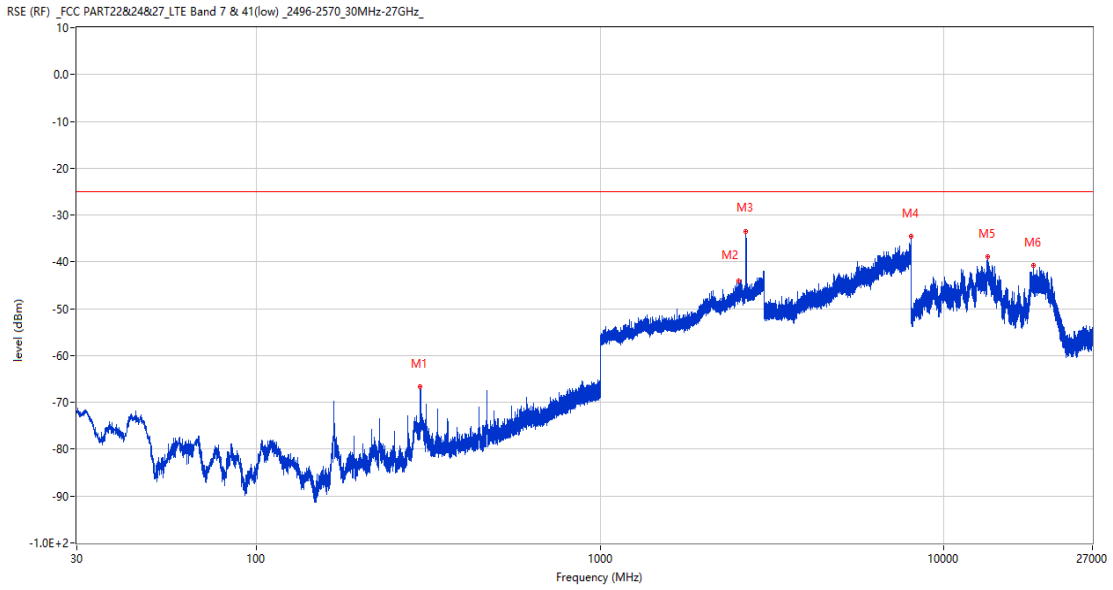
Frequency (MHz)	Result (dBm)	Factor (dB)	PK Limit (dBm)	Over Limit (dB)	Table (o)	ANT	EUT	Verdict
99.937	-69.84	-18.61	-25.0	-44.84	10.00	Horizontal	Vertical	Pass
1447.500	-51.83	0.73	-25.0	-26.83	293.00	Horizontal	Vertical	Pass
2545.600	-44.13	8.81	-25.0	-19.13	130.00	Horizontal	Vertical	N/A
2656.900	-44.16	8.46	-25.0	-19.16	274.00	Horizontal	Vertical	N/A
7933.750	-36.66	18.81	-25.0	-11.66	69.00	Horizontal	Vertical	Pass
13805.776	-39.83	16.87	-25.0	-14.83	349.00	Horizontal	Vertical	Pass

RSE-V&V LTE Band 7 BW5 CH21100



Frequency (MHz)	Result (dBm)	Factor (dB)	PK Limit (dBm)	Over Limit (dB)	Table (o)	ANT	EUT	Verdict
275.798	-68.13	-12.43	-25.0	-43.13	60.00	Vertical	Vertical	Pass
2533.700	-42.45	8.84	-25.0	-17.45	245.00	Vertical	Vertical	N/A
2655.900	-31.05	8.46	-25.0	-6.05	361.00	Vertical	Vertical	N/A
7401.500	-36.05	17.83	-25.0	-11.05	205.00	Vertical	Vertical	Pass
13804.463	-39.18	16.91	-25.0	-14.18	154.00	Vertical	Vertical	Pass
19621.800	-41.39	12.93	-25.0	-16.39	307.00	Vertical	Vertical	Pass

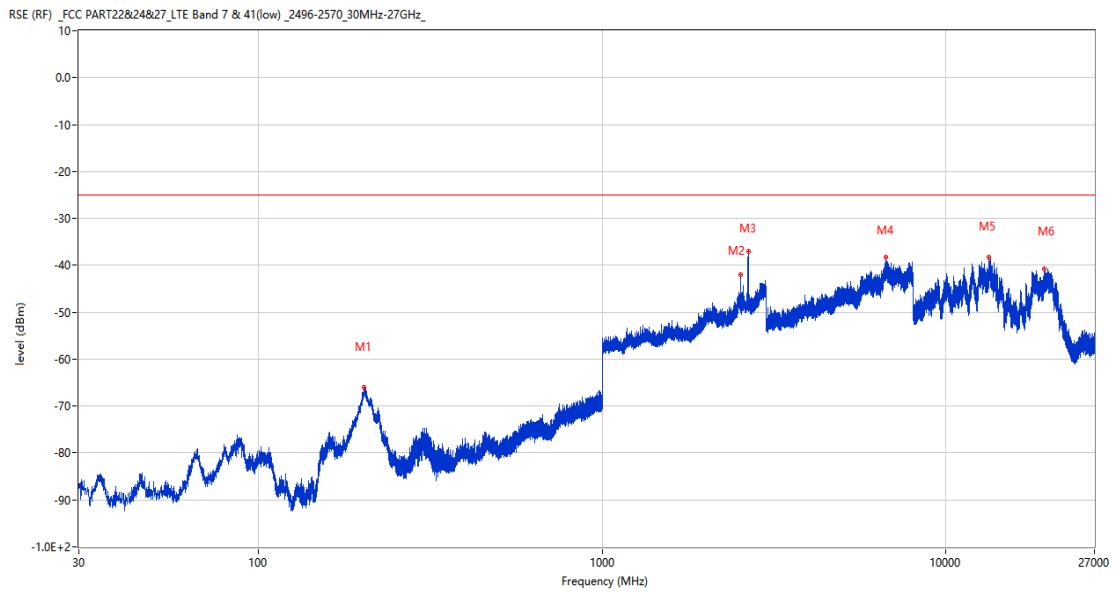
RSE-V&H LTE Band 7 BW5 CH21100



Frequency (MHz)	Result (dBm)	Factor (dB)	PK Limit (dBm)	Over Limit (dB)	Table (o)	ANT	EUT	Verdict
299.709	-66.71	-11.56	-25.0	-41.71	0.00	Vertical	Horizontal	Pass
2521.300	-44.00	8.87	-25.0	-19.00	274.00	Vertical	Horizontal	N/A
2653.400	-33.43	8.54	-25.0	-8.43	361.00	Vertical	Horizontal	N/A
7996.500	-34.44	18.80	-25.0	-9.44	263.00	Vertical	Horizontal	Pass
13377.901	-38.95	16.80	-25.0	-13.95	34.00	Vertical	Horizontal	Pass
18139.050	-40.83	12.86	-25.0	-15.83	75.00	Vertical	Horizontal	Pass

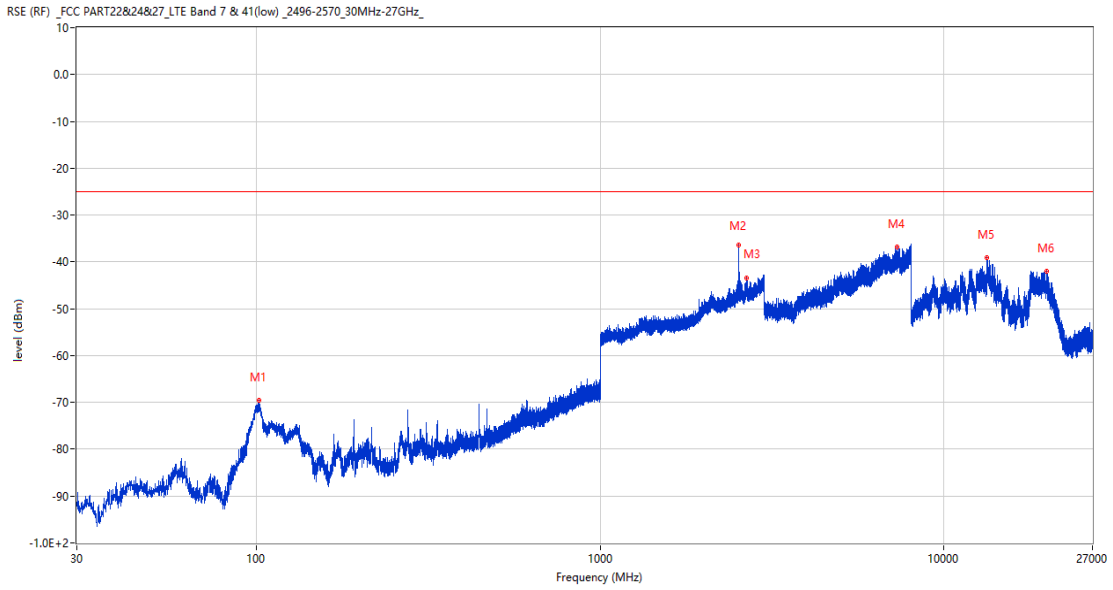
11.2 LTE Band 7 BW10, Middle Channel

RSE-H&H LTE Band 7 BW10 CH21100



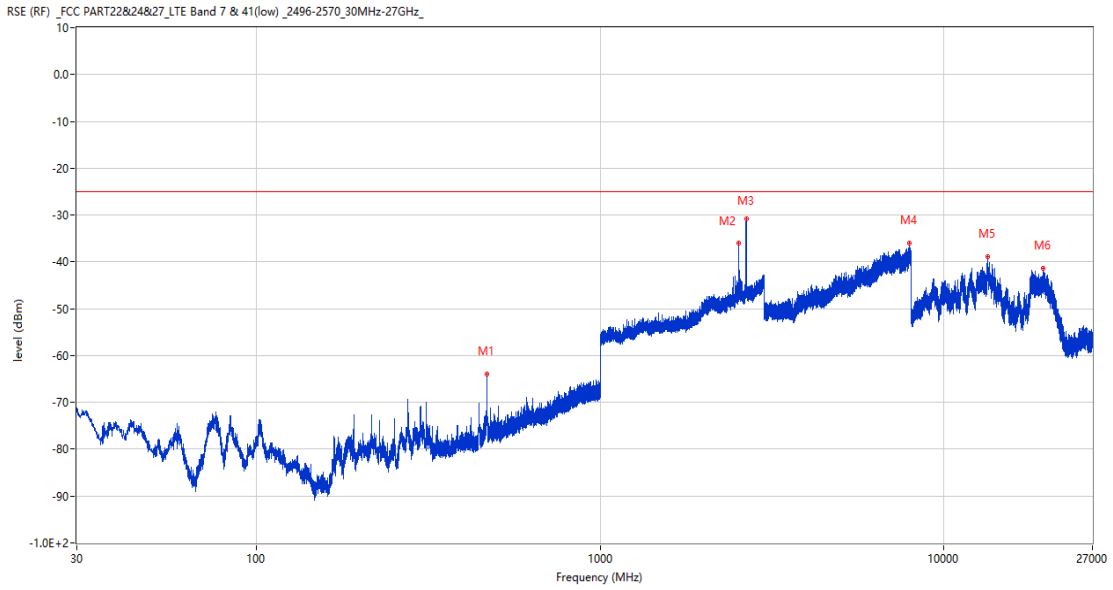
Frequency (MHz)	Result (dBm)	Factor (dB)	PK Limit (dBm)	Over Limit (dB)	Table (o)	ANT	EUT	Verdict
110.898	-73.22	-18.84	-25.0	-48.22	335.00	Horizontal	Horizontal	Pass
2530.500	-31.73	8.85	-25.0	-6.73	361.00	Horizontal	Horizontal	N/A
2652.000	-44.25	8.68	-25.0	-19.25	161.00	Horizontal	Horizontal	N/A
7974.500	-36.58	18.14	-25.0	-11.58	199.00	Horizontal	Horizontal	Pass
13399.687	-38.97	17.01	-25.0	-13.97	362.00	Horizontal	Horizontal	Pass
19909.800	-41.43	12.95	-25.0	-16.43	-2.00	Horizontal	Horizontal	Pass

RSE-H&V LTE Band 7 BW10 CH21100



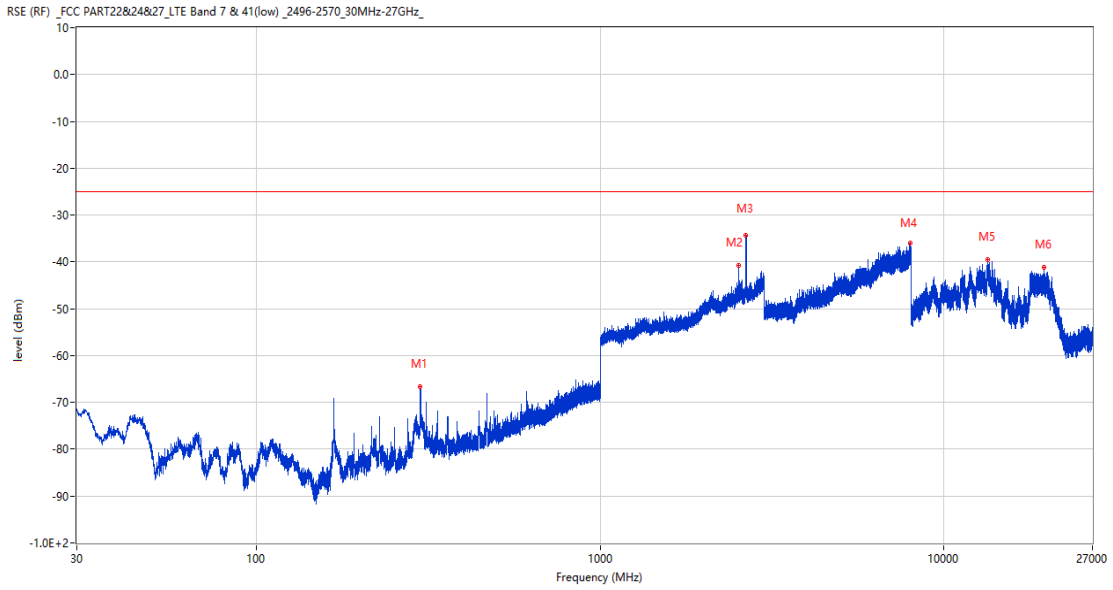
Frequency (MHz)	Result (dBm)	Factor (dB)	PK Limit (dBm)	Over Limit (dB)	Table (o)	ANT	EUT	Verdict
101.634	-69.64	-18.61	-25.0	-44.64	166.00	Horizontal	Vertical	Pass
2531.400	-36.46	8.85	-25.0	-11.46	174.00	Horizontal	Vertical	N/A
2655.500	-43.37	8.49	-25.0	-18.37	275.00	Horizontal	Vertical	N/A
7314.750	-36.90	17.13	-25.0	-11.90	354.00	Horizontal	Vertical	Pass
13346.400	-39.01	16.40	-25.0	-14.01	313.00	Horizontal	Vertical	Pass
19894.950	-42.04	12.95	-25.0	-17.04	21.00	Horizontal	Vertical	Pass

RSE-V&V LTE Band 7 BW10 CH21100



Frequency (MHz)	Result (dBm)	Factor (dB)	PK Limit (dBm)	Over Limit (dB)	Table (o)	ANT	EUT	Verdict
467.664	-63.94	-8.12	-25.0	-38.94	320.00	Vertical	Vertical	Pass
2531.600	-36.07	8.85	-25.0	-11.07	252.00	Vertical	Vertical	N/A
2659.000	-30.75	8.54	-25.0	-5.75	312.00	Vertical	Vertical	N/A
7939.500	-36.02	18.96	-25.0	-11.02	267.00	Vertical	Vertical	Pass
13398.112	-38.81	16.99	-25.0	-13.81	133.00	Vertical	Vertical	Pass
19378.350	-41.48	12.92	-25.0	-16.48	307.00	Vertical	Vertical	Pass

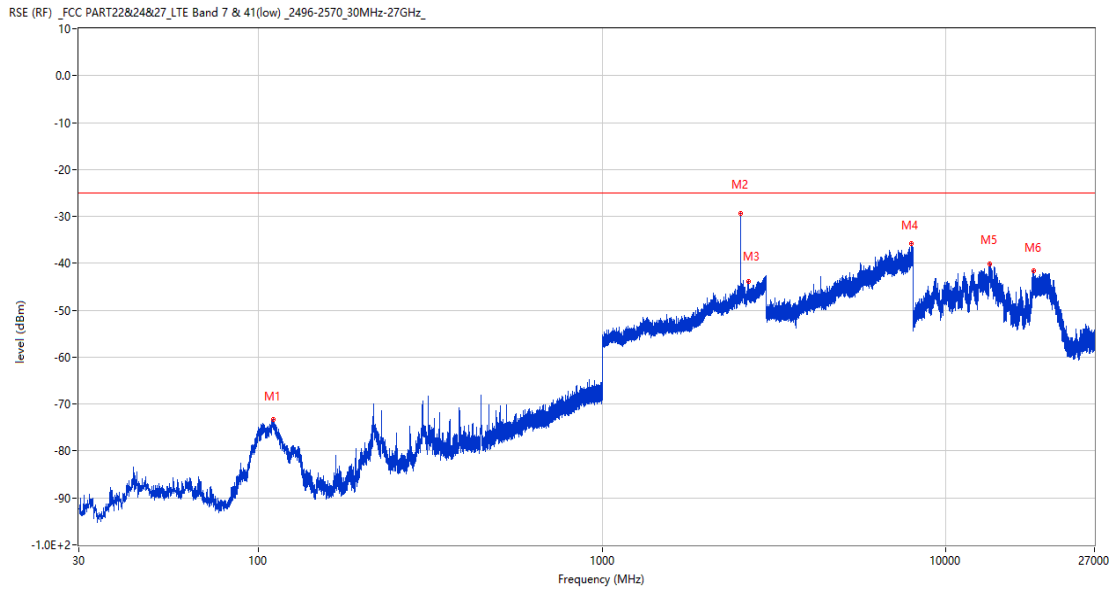
RSE-V&H LTE Band 7 BW10 CH21100



Frequency (MHz)	Result (dBm)	Factor (dB)	PK Limit (dBm)	Over Limit (dB)	Table (o)	ANT	EUT	Verdict
299.709	-66.69	-11.56	-25.0	-41.69	18.00	Vertical	Horizontal	Pass
2530.100	-40.80	8.85	-25.0	-15.80	43.00	Vertical	Horizontal	N/A
2652.700	-34.27	8.58	-25.0	-9.27	0.00	Vertical	Horizontal	N/A
7960.500	-35.92	18.28	-25.0	-10.92	228.00	Vertical	Horizontal	Pass
13385.775	-39.52	16.88	-25.0	-14.52	95.00	Vertical	Horizontal	Pass
19568.699	-41.08	12.93	-25.0	-16.08	144.00	Vertical	Horizontal	Pass

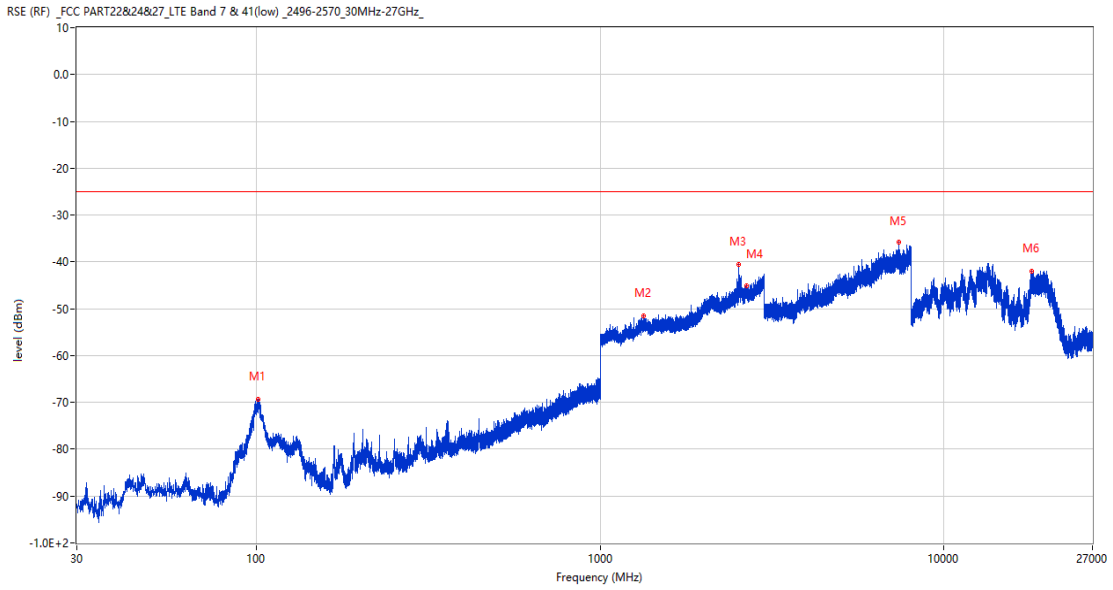
11.3 LTE Band 7 BW15, Middle Channel

RSE-H&H LTE Band 7 BW15 CH21100



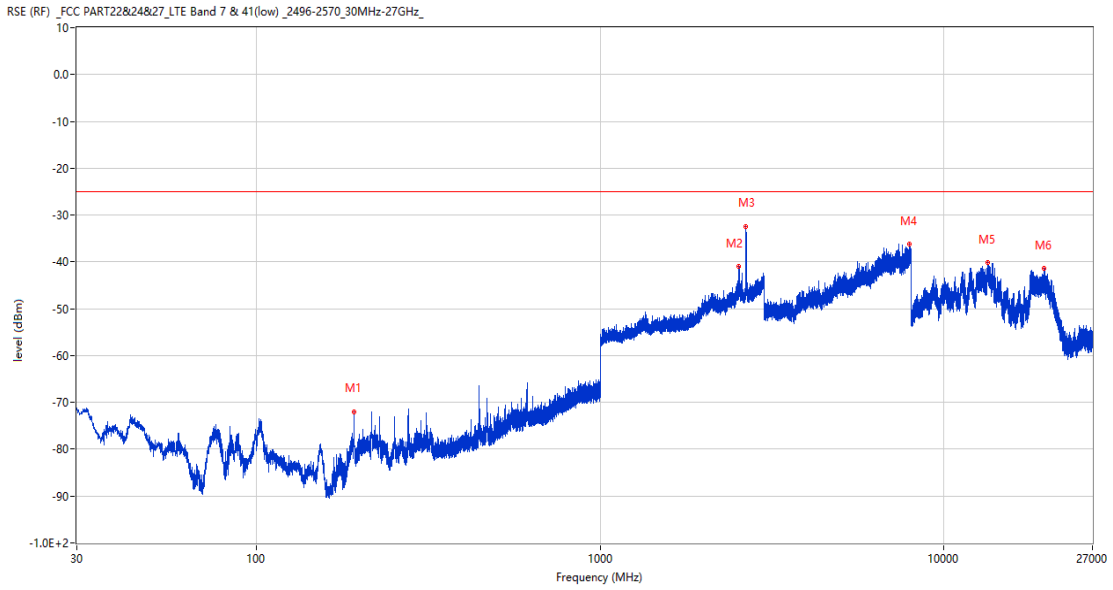
Frequency (MHz)	Result (dBm)	Factor (dB)	PK Limit (dBm)	Over Limit (dB)	Table (o)	ANT	EUT	Verdict
110.316	-73.25	-18.83	-25.0	-48.25	169.00	Horizontal	Horizontal	Pass
2528.200	-29.32	8.85	-25.0	-4.32	5.00	Horizontal	Horizontal	N/A
2659.600	-43.79	8.59	-25.0	-18.79	361.00	Horizontal	Horizontal	N/A
7937.250	-35.73	18.96	-25.0	-10.73	30.00	Horizontal	Horizontal	Pass
13392.075	-40.21	16.94	-25.0	-15.21	333.00	Horizontal	Horizontal	Pass
17965.349	-41.62	13.71	-25.0	-16.62	0.00	Horizontal	Horizontal	Pass

RSE-H&V LTE Band 7 BW15 CH21100



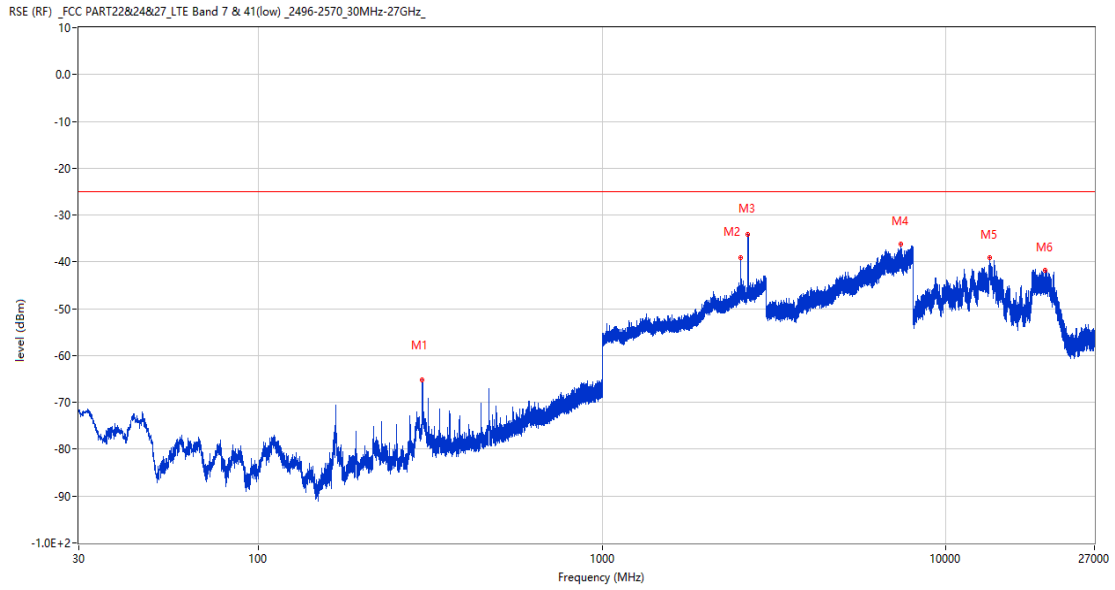
Frequency (MHz)	Result (dBm)	Factor (dB)	PK Limit (dBm)	Over Limit (dB)	Table (o)	ANT	EUT	Verdict
100.907	-69.34	-18.64	-25.0	-44.34	1.00	Horizontal	Vertical	Pass
1338.400	-51.49	0.64	-25.0	-26.49	0.00	Horizontal	Vertical	Pass
2530.300	-40.50	8.85	-25.0	-15.50	168.00	Horizontal	Vertical	N/A
2655.500	-45.01	8.49	-25.0	-20.01	275.00	Horizontal	Vertical	N/A
7400.250	-35.76	17.82	-25.0	-10.76	-1.00	Horizontal	Vertical	Pass
17925.188	-42.08	13.49	-25.0	-17.08	292.00	Horizontal	Vertical	Pass

RSE-V&V LTE Band 7 BW15 CH21100



Frequency (MHz)	Result (dBm)	Factor (dB)	PK Limit (dBm)	Over Limit (dB)	Table (o)	ANT	EUT	Verdict
192.087	-71.95	-16.42	-25.0	-46.95	102.00	Vertical	Vertical	Pass
2530.000	-41.04	8.85	-25.0	-16.04	258.00	Vertical	Vertical	N/A
2651.700	-32.56	8.69	-25.0	-7.56	361.00	Vertical	Vertical	N/A
7932.250	-36.22	18.78	-25.0	-11.22	154.00	Vertical	Vertical	Pass
13406.513	-40.16	16.87	-25.0	-15.16	240.00	Vertical	Vertical	Pass
19564.200	-41.31	12.93	-25.0	-16.31	287.00	Vertical	Vertical	Pass

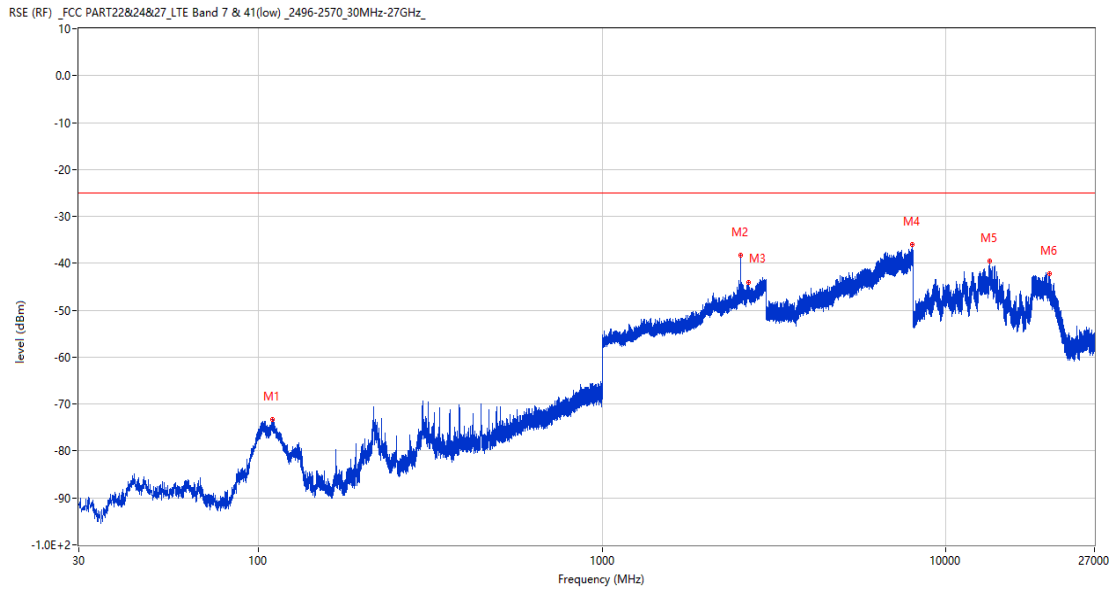
RSE-V&H LTE Band 7 BW15 CH21100



Frequency (MHz)	Result (dBm)	Factor (dB)	PK Limit (dBm)	Over Limit (dB)	Table (o)	ANT	EUT	Verdict
299.757	-65.29	-11.57	-25.0	-40.29	0.00	Vertical	Horizontal	Pass
2528.400	-40.61	8.85	-25.0	-15.61	262.00	Vertical	Horizontal	N/A
2649.000	-34.16	8.77	-25.0	-9.16	361.00	Vertical	Horizontal	N/A
7390.250	-36.15	17.70	-25.0	-11.15	113.00	Vertical	Horizontal	Pass
13358.737	-39.17	16.62	-25.0	-14.17	194.00	Vertical	Horizontal	Pass
19419.300	-41.70	12.92	-25.0	-16.70	45.00	Vertical	Horizontal	Pass

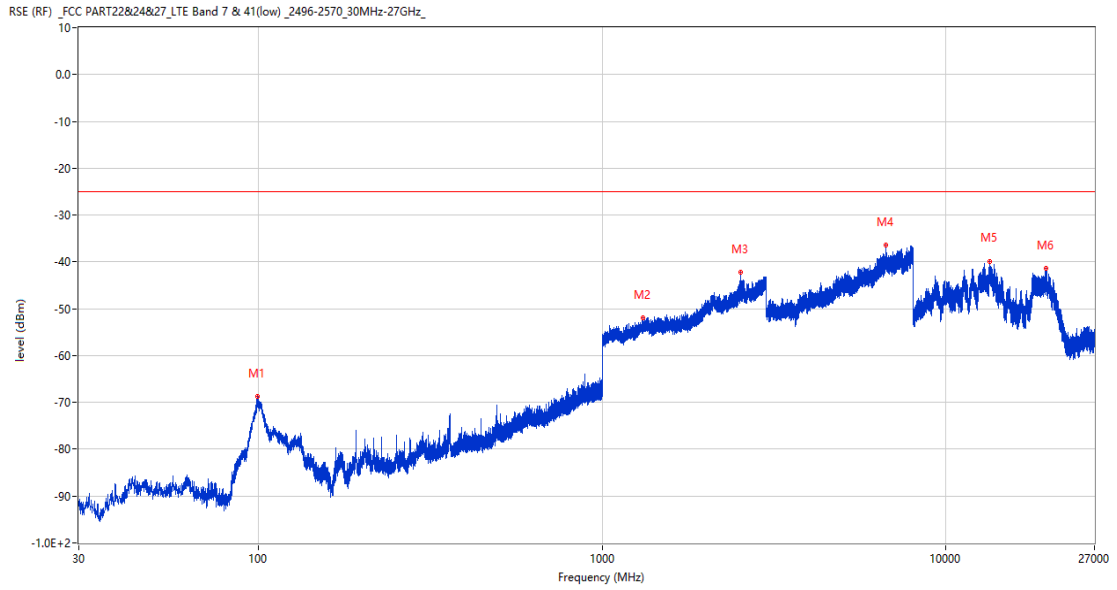
11.4 LTE Band 7 BW20, Middle Channel

RSE-H&H LTE Band 7 BW20 CH21100



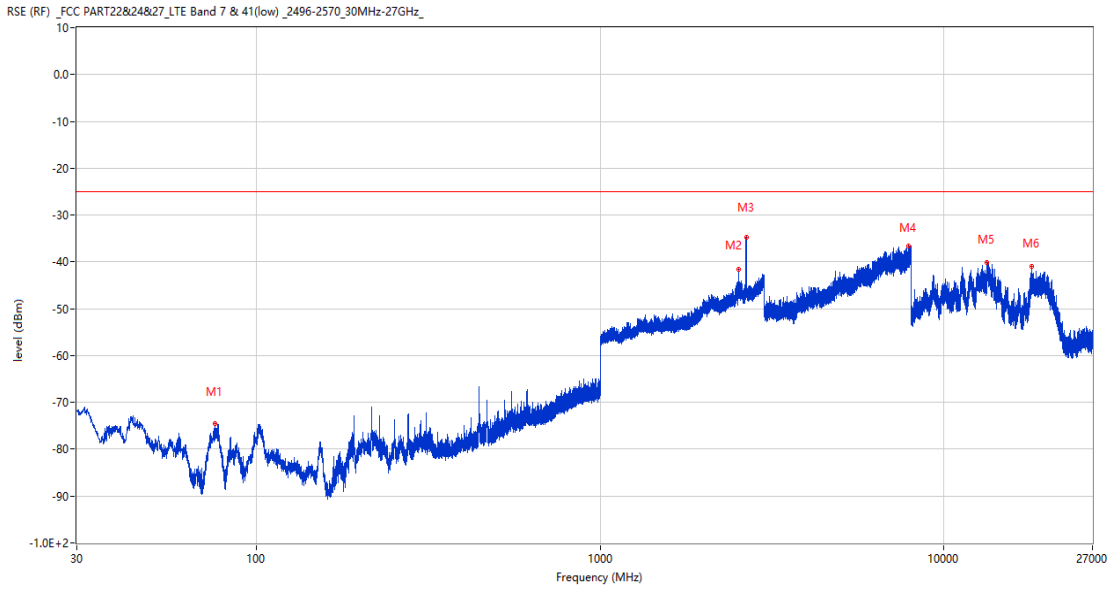
Frequency (MHz)	Result (dBm)	Factor (dB)	PK Limit (dBm)	Over Limit (dB)	Table (o)	ANT	EUT	Verdict
109.734	-73.21	-18.81	-25.0	-48.21	160.00	Horizontal	Horizontal	Pass
2527.000	-38.22	8.86	-25.0	-13.22	353.00	Horizontal	Horizontal	N/A
2663.300	-44.03	8.92	-25.0	-19.03	12.00	Horizontal	Horizontal	N/A
7986.500	-36.06	18.26	-25.0	-11.06	268.00	Horizontal	Horizontal	Pass
13353.750	-39.50	16.58	-25.0	-14.50	33.00	Horizontal	Horizontal	Pass
20005.650	-42.16	12.95	-25.0	-17.16	128.00	Horizontal	Horizontal	Pass

RSE-H&V LTE Band 7 BW20 CH21100



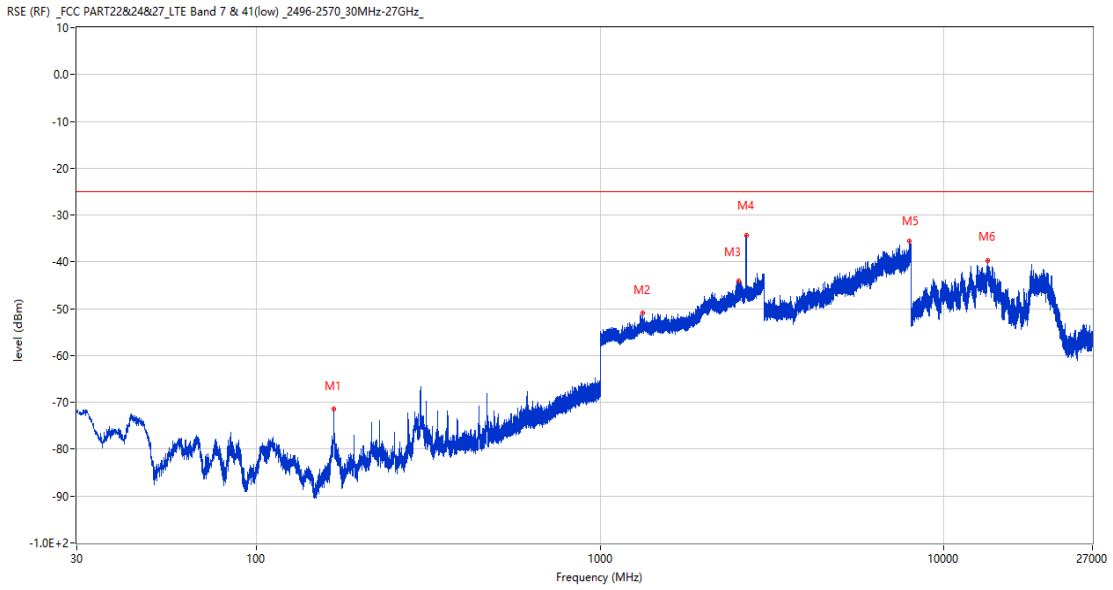
Frequency (MHz)	Result (dBm)	Factor (dB)	PK Limit (dBm)	Over Limit (dB)	Table (o)	ANT	EUT	Verdict
99.549	-68.74	-18.64	-25.0	-43.74	1.00	Horizontal	Vertical	Pass
1312.500	-51.93	0.77	-25.0	-26.93	348.00	Horizontal	Vertical	Pass
2526.800	-42.22	8.86	-25.0	-17.22	163.00	Horizontal	Vertical	N/A
6682.250	-36.37	16.95	-25.0	-11.37	310.00	Horizontal	Vertical	Pass
13351.650	-39.82	16.56	-25.0	-14.82	54.00	Horizontal	Vertical	Pass
19551.150	-41.43	12.93	-25.0	-16.43	167.00	Horizontal	Vertical	Pass

RSE-V&V LTE Band 7 BW20 CH21100



Frequency (MHz)	Result (dBm)	Factor (dB)	PK Limit (dBm)	Over Limit (dB)	Table (o)	ANT	EUT	Verdict
75.541	-74.58	-20.41	-25.0	-49.58	356.00	Vertical	Vertical	Pass
2526.900	-41.68	8.86	-25.0	-16.68	301.00	Vertical	Vertical	N/A
2662.700	-34.83	8.85	-25.0	-9.83	342.00	Vertical	Vertical	N/A
7862.000	-36.64	17.87	-25.0	-11.64	267.00	Vertical	Vertical	Pass
13330.912	-40.21	15.79	-25.0	-15.21	313.00	Vertical	Vertical	Pass
17949.073	-41.04	14.07	-25.0	-16.04	194.00	Vertical	Vertical	Pass

RSE-V&H LTE Band 7 BW20 CH21100

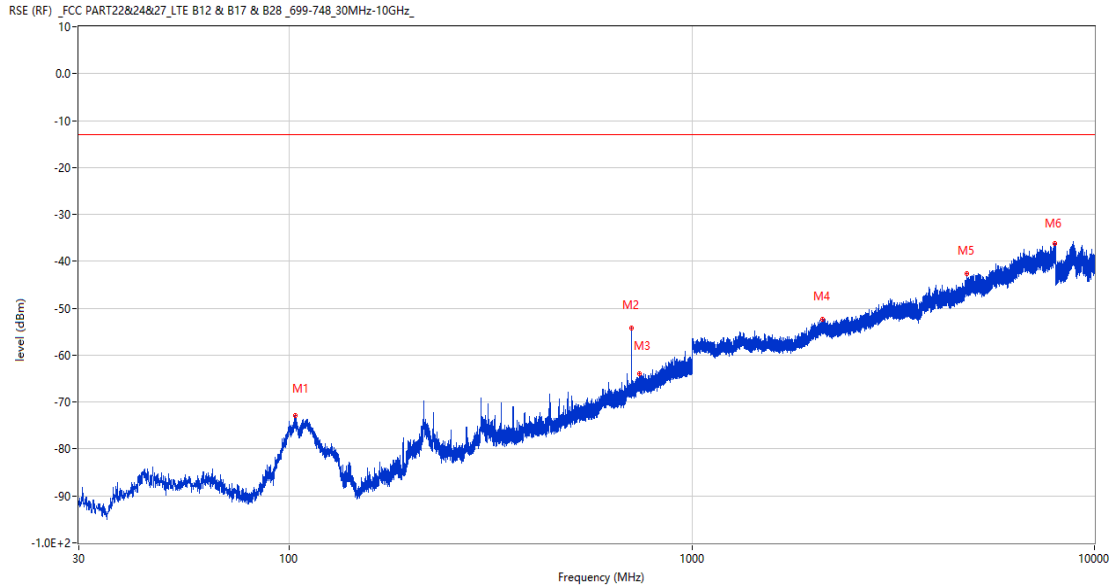


Frequency (MHz)	Result (dBm)	Factor (dB)	PK Limit (dBm)	Over Limit (dB)	Table (o)	ANT	EUT	Verdict
167.982	-71.41	-17.86	-25.0	-46.41	108.00	Vertical	Horizontal	Pass
1328.200	-50.95	0.67	-25.0	-25.95	144.00	Vertical	Horizontal	Pass
2520.800	-44.17	8.88	-25.0	-19.17	347.00	Vertical	Horizontal	N/A
2656.200	-34.42	8.44	-25.0	-9.42	353.00	Vertical	Horizontal	N/A
7945.500	-35.58	18.80	-25.0	-10.58	132.00	Vertical	Horizontal	Pass
13385.513	-39.74	16.87	-25.0	-14.74	133.00	Vertical	Horizontal	Pass

12 LTE Band 12

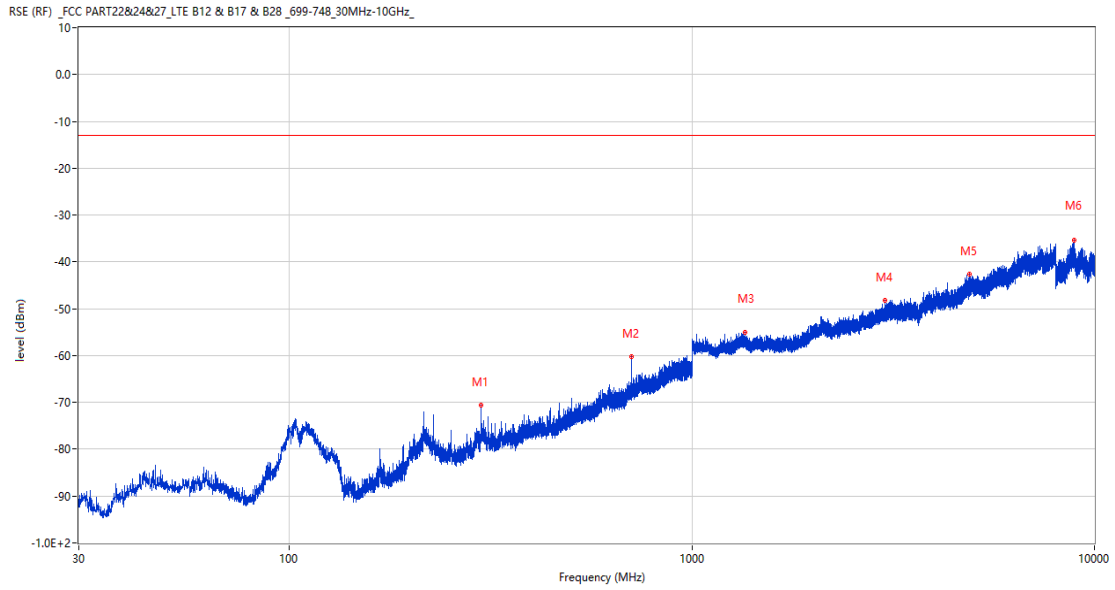
12.1 LTE Band 12 BW1.4, Middle Channel

RSE-H&H LTE Band 12 BW1.4 CH23095



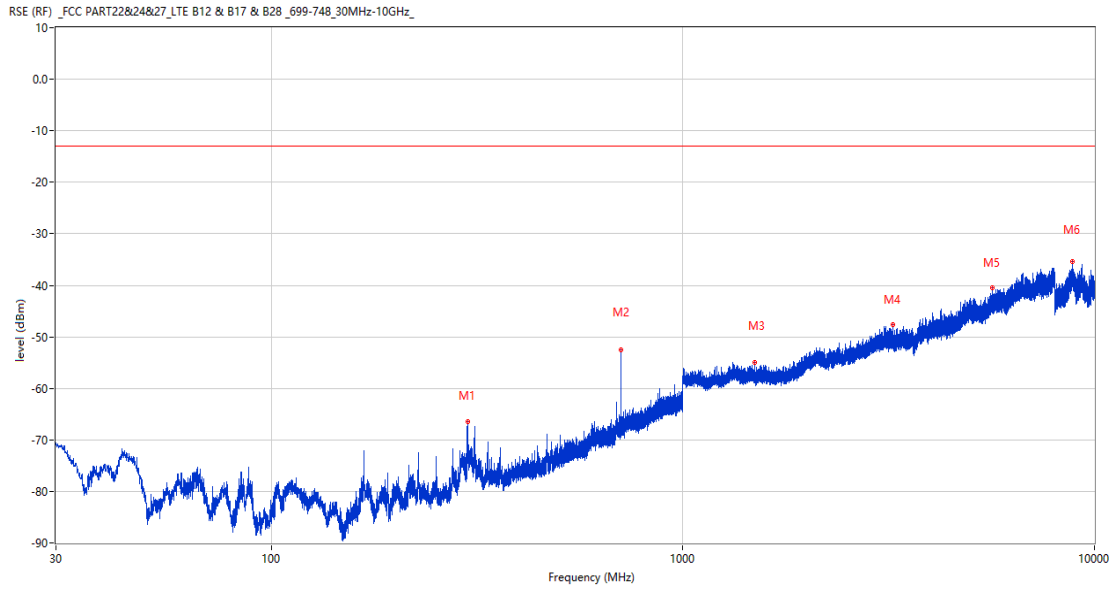
Frequency (MHz)	Result (dBm)	Factor (dB)	PK Limit (dBm)	Over Limit (dB)	Table (o)	ANT	EUT	Verdict
103.284	-72.91	-17.28	-13.0	-59.91	7.00	Horizontal	Horizontal	Pass
707.011	-54.24	3.36	-13.0	-41.24	310.00	Horizontal	Horizontal	N/A
739.264	-63.94	4.42	-13.0	-50.94	282.00	Horizontal	Horizontal	N/A
2108.700	-52.34	0.31	-13.0	-39.34	0.00	Horizontal	Horizontal	Pass
4821.750	-42.65	12.91	-13.0	-29.65	177.00	Horizontal	Horizontal	Pass
7961.750	-36.28	18.22	-13.0	-23.28	239.00	Horizontal	Horizontal	Pass

RSE-H&V LTE Band 12 BW1.4 CH23095



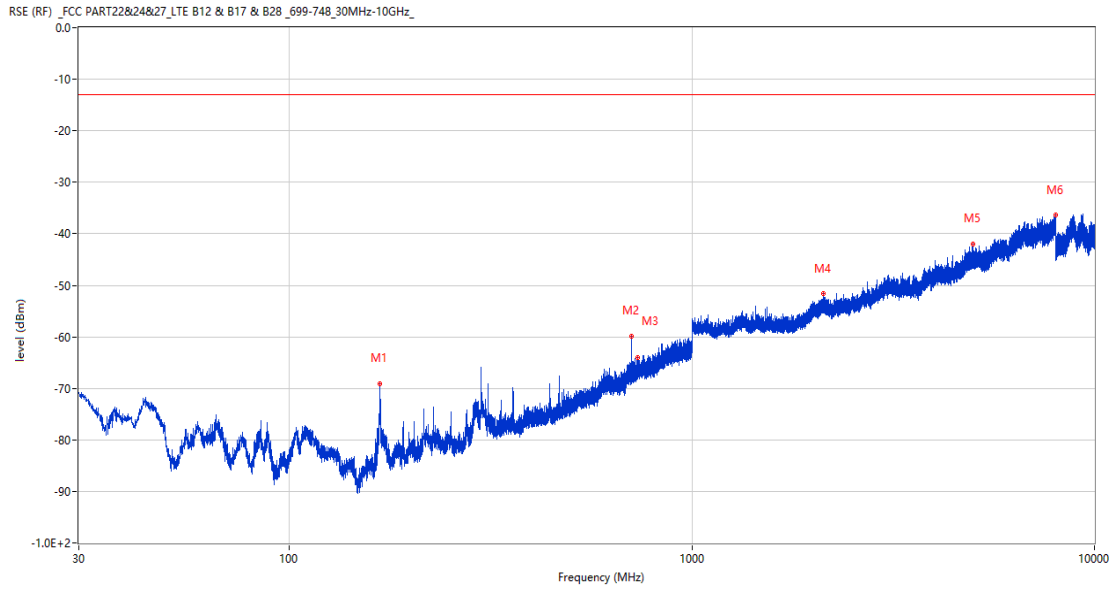
Frequency (MHz)	Result (dBm)	Factor (dB)	PK Limit (dBm)	Over Limit (dB)	Table (o)	ANT	EUT	Verdict
299.951	-70.59	-8.95	-13.0	-57.59	219.00	Horizontal	Vertical	Pass
707.109	-60.26	3.37	-13.0	-47.26	12.00	Horizontal	Vertical	N/A
1354.200	-55.15	-2.93	-13.0	-42.15	153.00	Horizontal	Vertical	Pass
3021.500	-48.13	5.94	-13.0	-35.13	66.00	Horizontal	Vertical	Pass
4893.000	-42.71	12.42	-13.0	-29.71	110.00	Horizontal	Vertical	Pass
8893.300	-35.40	19.83	-13.0	-22.40	348.00	Horizontal	Vertical	Pass

RSE-V&V LTE Band 12 BW1.4 CH23095



Frequency (MHz)	Result (dBm)	Factor (dB)	PK Limit (dBm)	Over Limit (dB)	Table (o)	ANT	EUT	Verdict
300.048	-66.47	-8.95	-13.0	-53.47	347.00	Vertical	Vertical	Pass
707.109	-52.47	3.37	-13.0	-39.47	347.00	Vertical	Vertical	N/A
1494.000	-55.04	-3.59	-13.0	-42.04	311.00	Vertical	Vertical	Pass
3246.250	-47.63	6.43	-13.0	-34.63	283.00	Vertical	Vertical	Pass
5644.000	-40.53	13.46	-13.0	-27.53	254.00	Vertical	Vertical	Pass
8858.700	-35.35	20.25	-13.0	-22.35	32.00	Vertical	Vertical	Pass

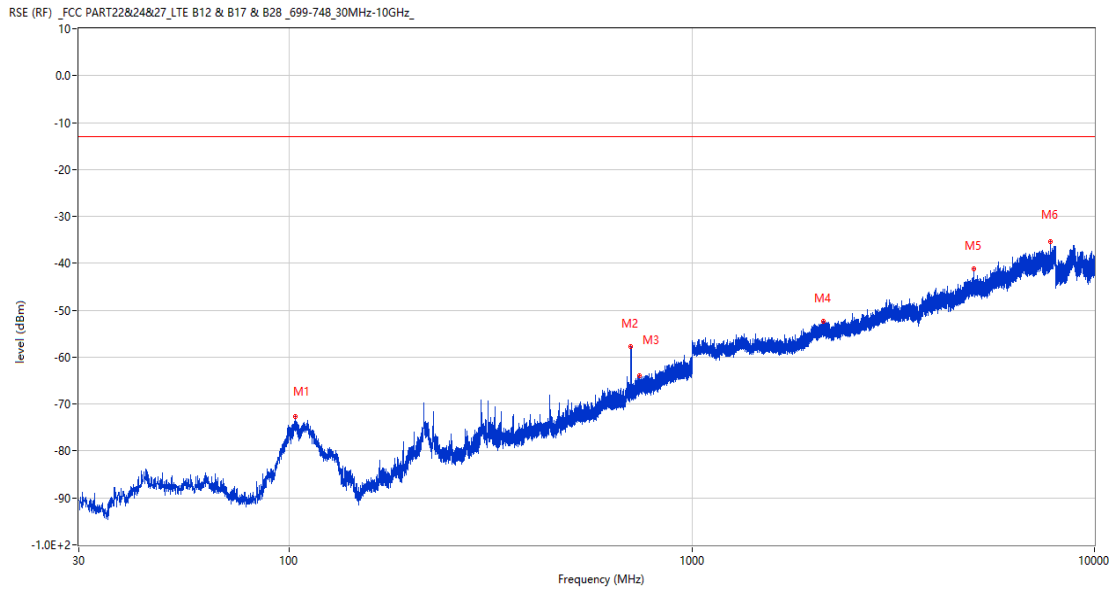
RSE-V&H LTE Band 12 BW1.4 CH23095



Frequency (MHz)	Result (dBm)	Factor (dB)	PK Limit (dBm)	Over Limit (dB)	Table (o)	ANT	EUT	Verdict
167.934	-69.08	-16.18	-13.0	-56.08	89.00	Vertical	Horizontal	Pass
707.011	-59.84	3.36	-13.0	-46.84	285.00	Vertical	Horizontal	N/A
734.511	-64.04	4.23	-13.0	-51.04	302.00	Vertical	Horizontal	N/A
2125.600	-51.58	-0.30	-13.0	-38.58	87.00	Vertical	Horizontal	Pass
4984.000	-42.06	13.26	-13.0	-29.06	247.00	Vertical	Horizontal	Pass
7999.000	-36.25	18.94	-13.0	-23.25	360.00	Vertical	Horizontal	Pass

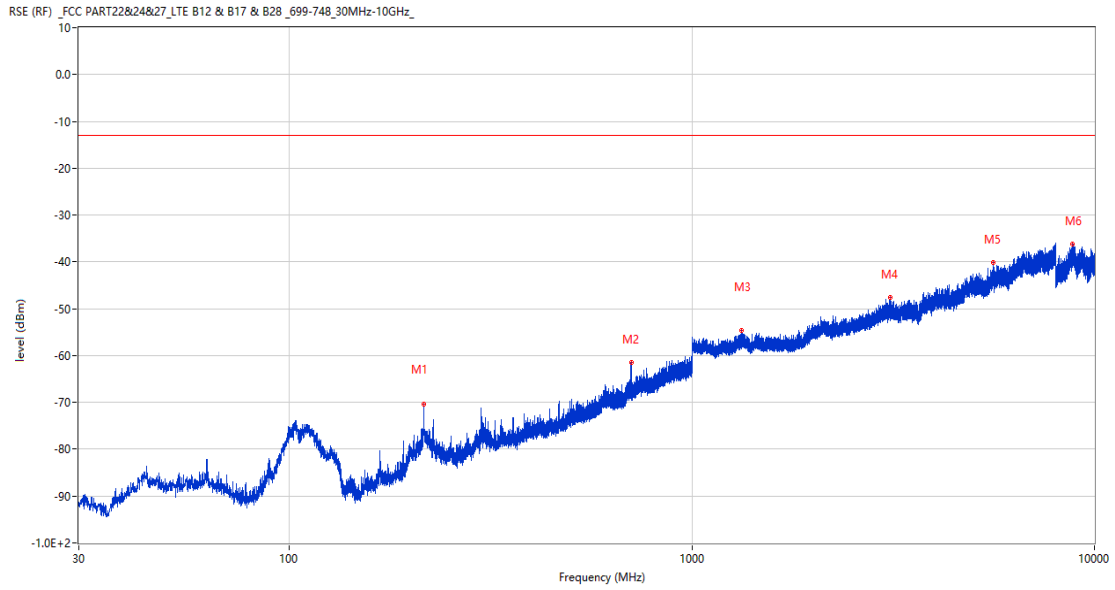
12.2 LTE Band 12 BW3, Middle Channel

RSE-H&H LTE Band 12 BW3 CH23095



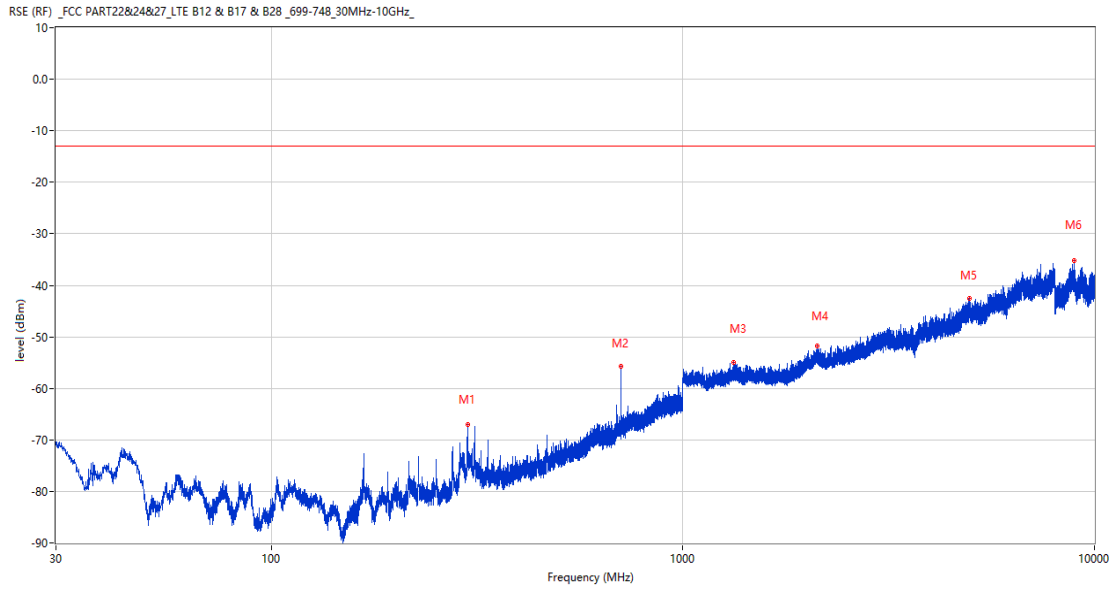
Frequency (MHz)	Result (dBm)	Factor (dB)	PK Limit (dBm)	Over Limit (dB)	Table (o)	ANT	EUT	Verdict
103.526	-72.72	-17.27	-13.0	-59.72	10.00	Horizontal	Horizontal	Pass
706.235	-57.82	3.35	-13.0	-44.82	108.00	Horizontal	Horizontal	N/A
740.670	-64.02	4.44	-13.0	-51.02	141.00	Horizontal	Horizontal	N/A
2126.800	-52.32	-0.29	-13.0	-39.32	74.00	Horizontal	Horizontal	Pass
5005.000	-41.20	12.61	-13.0	-28.20	18.00	Horizontal	Horizontal	Pass
7777.500	-35.30	18.22	-13.0	-22.30	238.00	Horizontal	Horizontal	Pass

RSE-H&V LTE Band 12 BW3 CH23095



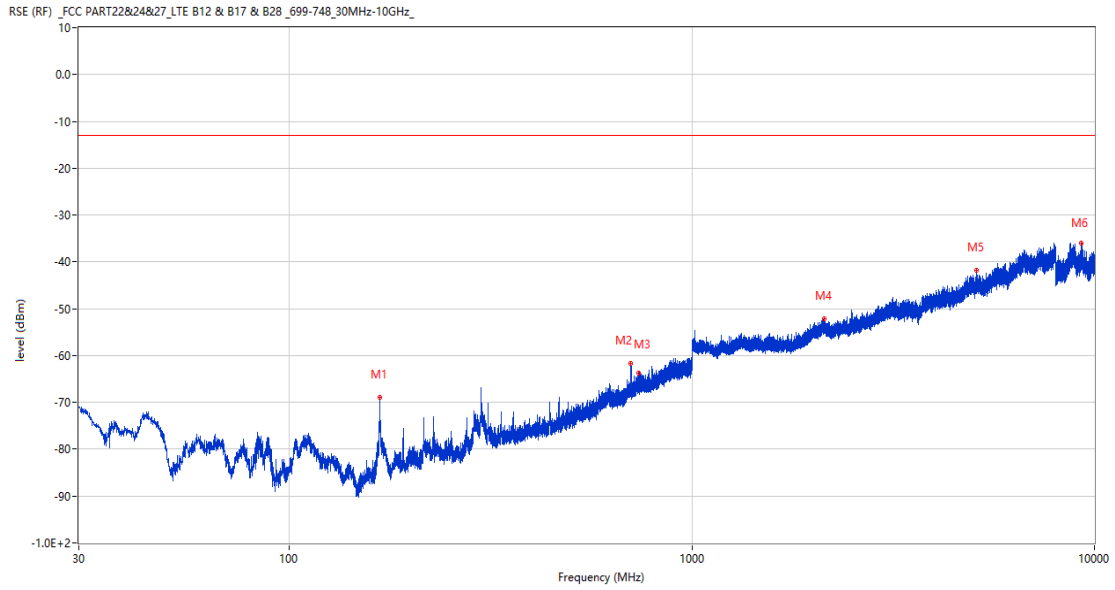
Frequency (MHz)	Result (dBm)	Factor (dB)	PK Limit (dBm)	Over Limit (dB)	Table (o)	ANT	EUT	Verdict
215.852	-70.35	-13.09	-13.0	-57.35	46.00	Horizontal	Vertical	Pass
706.284	-61.40	3.35	-13.0	-48.40	358.00	Horizontal	Vertical	N/A
1325.200	-54.73	-2.44	-13.0	-41.73	361.00	Horizontal	Vertical	Pass
3103.500	-47.66	6.36	-13.0	-34.66	37.00	Horizontal	Vertical	Pass
5597.750	-40.13	13.74	-13.0	-27.13	351.00	Horizontal	Vertical	Pass
8834.400	-36.28	20.10	-13.0	-23.28	271.00	Horizontal	Vertical	Pass

RSE-V&V LTE Band 12 BW3 CH23095



Frequency (MHz)	Result (dBm)	Factor (dB)	PK Limit (dBm)	Over Limit (dB)	Table (o)	ANT	EUT	Verdict
299.951	-67.08	-8.95	-13.0	-54.08	18.00	Vertical	Vertical	Pass
706.235	-55.79	3.35	-13.0	-42.79	1.00	Vertical	Vertical	N/A
1328.700	-55.00	-2.37	-13.0	-42.00	166.00	Vertical	Vertical	Pass
2116.200	-51.80	0.08	-13.0	-38.80	106.00	Vertical	Vertical	Pass
4964.500	-42.60	13.35	-13.0	-29.60	8.00	Vertical	Vertical	Pass
8923.000	-35.22	19.60	-13.0	-22.22	78.00	Vertical	Vertical	Pass

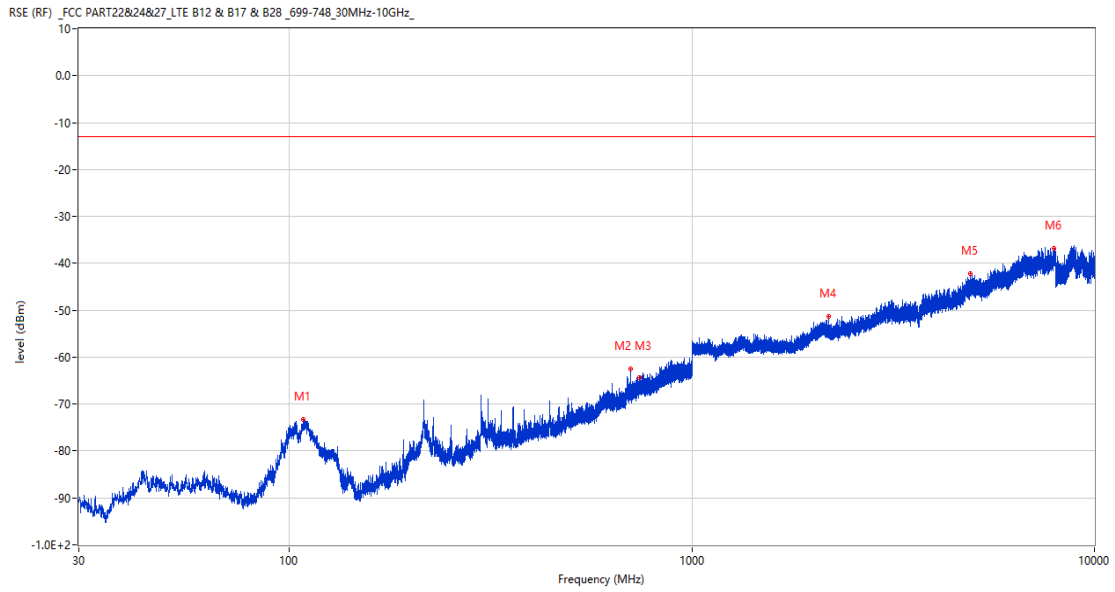
RSE-V&H LTE Band 12 BW3 CH23095



Frequency (MHz)	Result (dBm)	Factor (dB)	PK Limit (dBm)	Over Limit (dB)	Table (o)	ANT	EUT	Verdict
167.886	-69.00	-16.19	-13.0	-56.00	85.00	Vertical	Horizontal	Pass
706.235	-61.67	3.35	-13.0	-48.67	35.00	Vertical	Horizontal	N/A
735.626	-63.65	4.28	-13.0	-50.65	194.00	Vertical	Horizontal	N/A
2133.100	-52.20	-0.37	-13.0	-39.20	346.00	Vertical	Horizontal	Pass
5105.250	-41.87	12.32	-13.0	-28.87	71.00	Vertical	Horizontal	Pass
9282.800	-36.08	19.34	-13.0	-23.08	164.00	Vertical	Horizontal	Pass

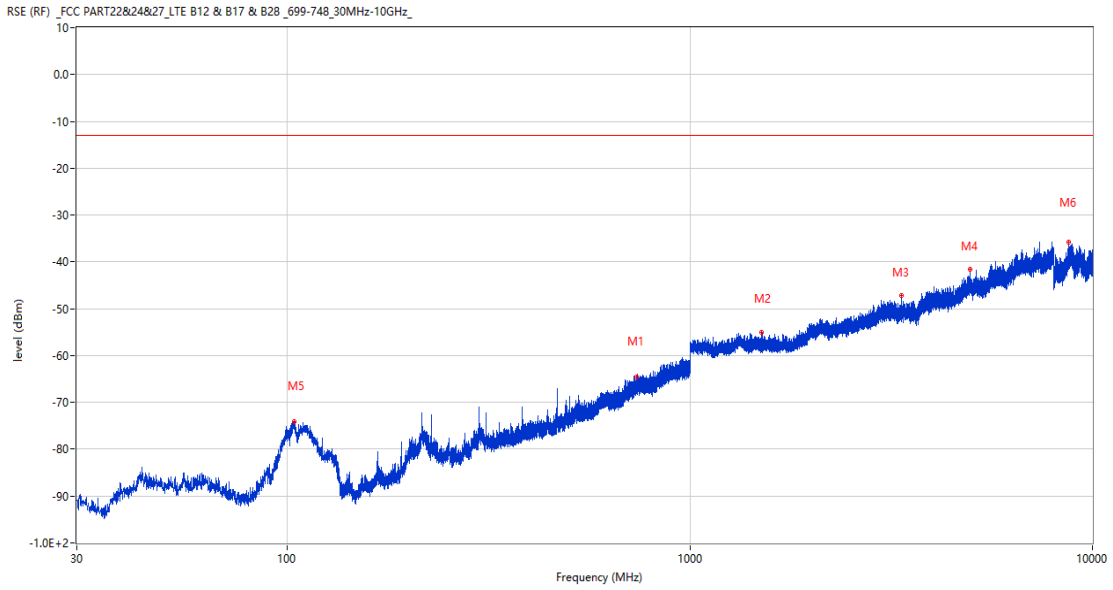
12.3 LTE Band 12 BW5, Middle Channel

RSE-H&H LTE Band 12 BW5 CH23095



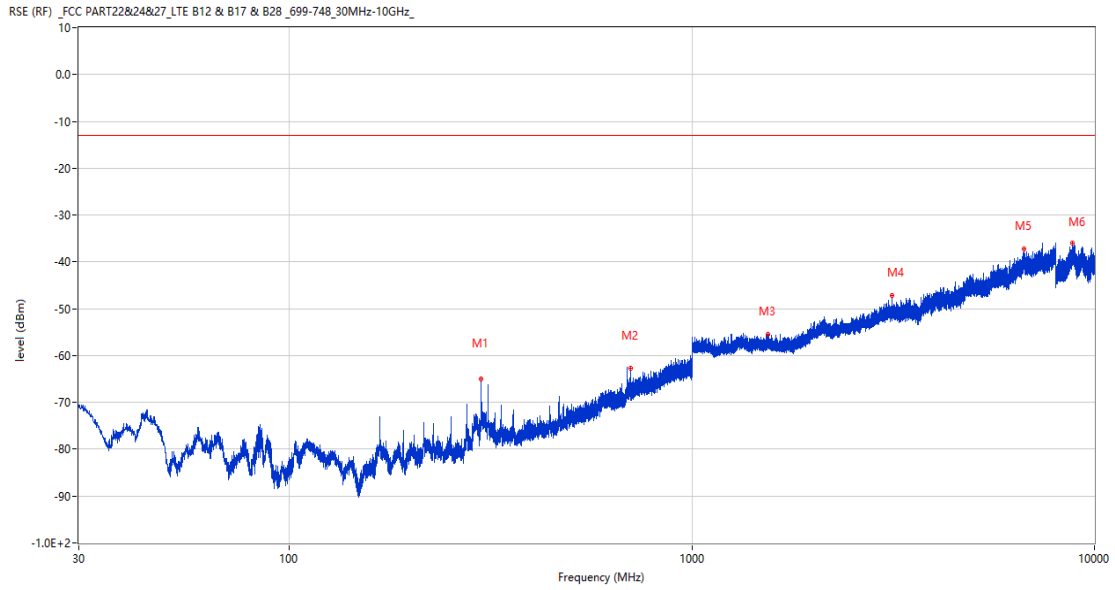
Frequency (MHz)	Result (dBm)	Factor (dB)	PK Limit (dBm)	Over Limit (dB)	Table (o)	ANT	EUT	Verdict
108.521	-73.27	-17.43	-13.0	-60.27	150.00	Horizontal	Horizontal	Pass
705.411	-62.59	3.33	-13.0	-49.59	118.00	Horizontal	Horizontal	N/A
740.525	-64.34	4.44	-13.0	-51.34	133.00	Horizontal	Horizontal	N/A
2183.000	-51.33	-0.13	-13.0	-38.33	341.00	Horizontal	Horizontal	Pass
4914.250	-42.23	13.20	-13.0	-29.23	82.00	Horizontal	Horizontal	Pass
7920.250	-36.74	18.21	-13.0	-23.74	9.00	Horizontal	Horizontal	Pass

RSE-H&V LTE Band 12 BW5 CH23095



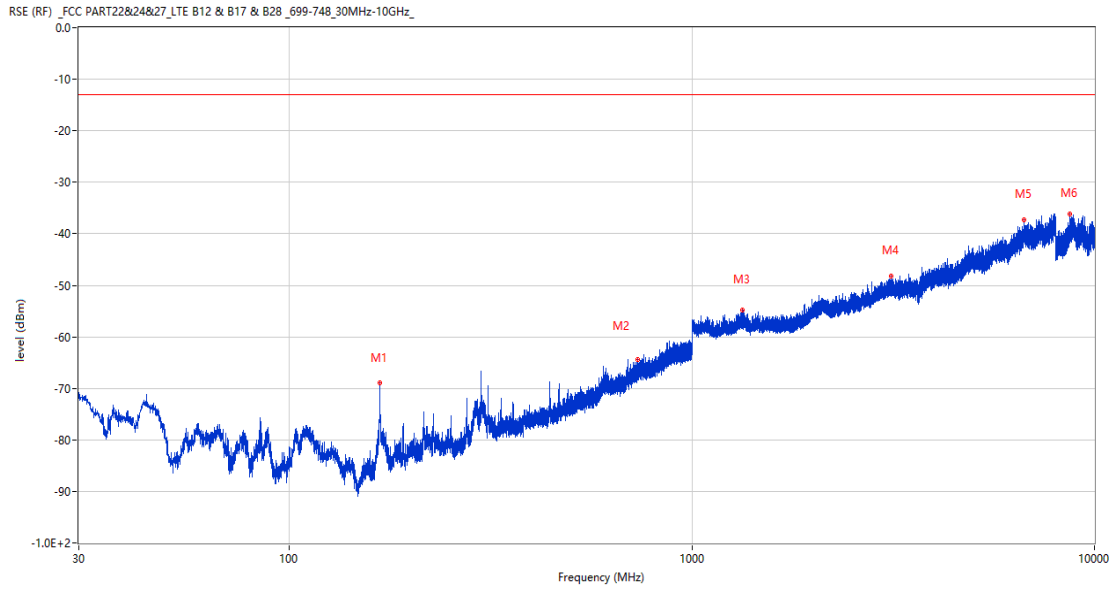
Frequency (MHz)	Result (dBm)	Factor (dB)	PK Limit (dBm)	Over Limit (dB)	Table (o)	ANT	EUT	Verdict
737.470	-64.57	4.35	-13.0	-51.57	44.00	Horizontal	Vertical	N/A
1510.300	-55.09	-3.51	-13.0	-42.09	269.00	Horizontal	Vertical	Pass
3352.500	-47.20	7.07	-13.0	-34.20	81.00	Horizontal	Vertical	Pass
4974.000	-41.67	13.47	-13.0	-28.67	210.00	Horizontal	Vertical	Pass
103.914	-74.10	-17.26	-13.0	-61.10	27.00	Horizontal	Vertical	Pass
8727.300	-35.78	19.10	-13.0	-22.78	311.00	Horizontal	Vertical	Pass

RSE-V&V LTE Band 12 BW5 CH23095



Frequency (MHz)	Result (dBm)	Factor (dB)	PK Limit (dBm)	Over Limit (dB)	Table (o)	ANT	EUT	Verdict
299.902	-65.06	-8.96	-13.0	-52.06	16.00	Vertical	Vertical	Pass
705.265	-62.75	3.32	-13.0	-49.75	122.00	Vertical	Vertical	N/A
1545.600	-55.54	-3.08	-13.0	-42.54	124.00	Vertical	Vertical	Pass
3146.750	-47.11	6.04	-13.0	-34.11	179.00	Vertical	Vertical	Pass
6688.500	-37.33	17.04	-13.0	-24.33	362.00	Vertical	Vertical	Pass
8813.400	-36.04	19.76	-13.0	-23.04	348.00	Vertical	Vertical	Pass

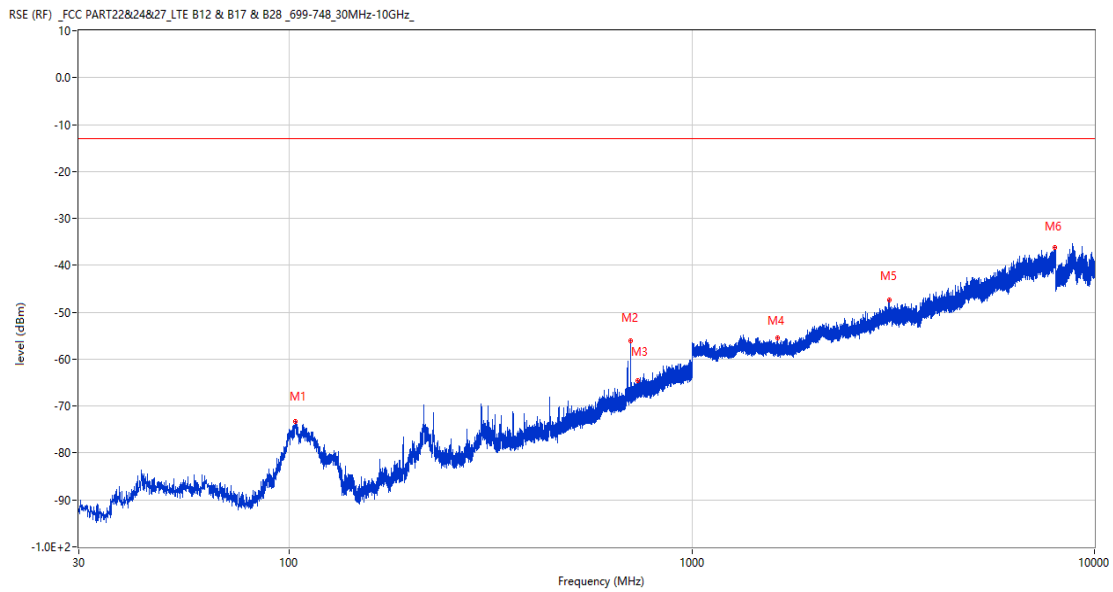
RSE-V&H LTE Band 12 BW5 CH23095



Frequency (MHz)	Result (dBm)	Factor (dB)	PK Limit (dBm)	Over Limit (dB)	Table (o)	ANT	EUT	Verdict
167.934	-69.01	-16.18	-13.0	-56.01	100.00	Vertical	Horizontal	Pass
732.038	-64.46	4.13	-13.0	-51.46	297.00	Vertical	Horizontal	N/A
1338.400	-54.82	-2.68	-13.0	-41.82	311.00	Vertical	Horizontal	Pass
3120.500	-48.22	6.61	-13.0	-35.22	126.00	Vertical	Horizontal	Pass
6681.250	-37.32	16.92	-13.0	-24.32	0.00	Vertical	Horizontal	Pass
8699.099	-36.09	19.39	-13.0	-23.09	76.00	Vertical	Horizontal	Pass

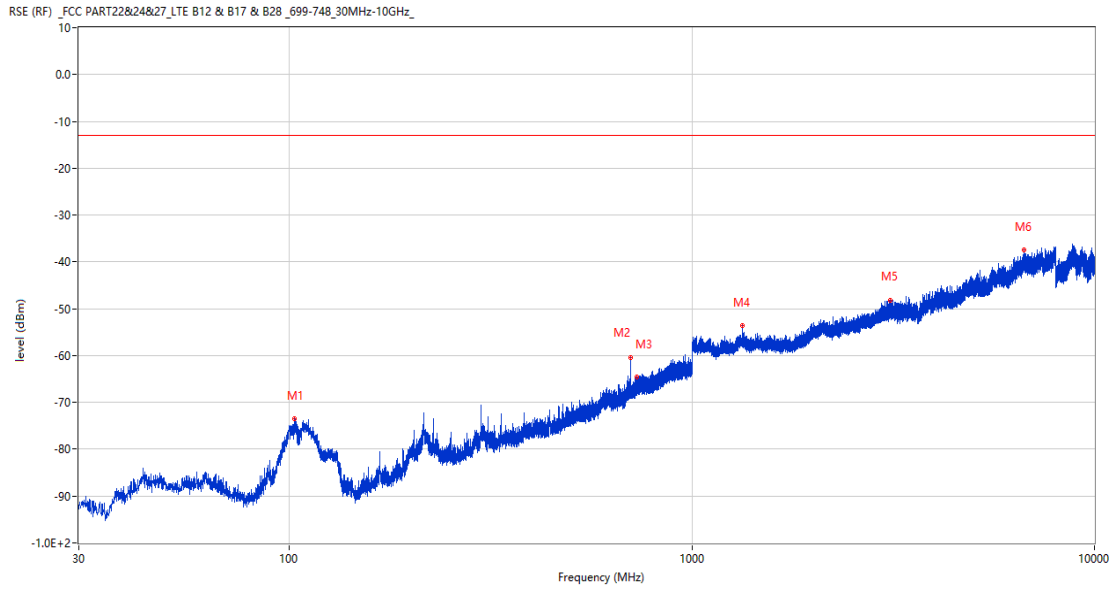
12.4 LTE Band 12 BW10, Middle Channel

RSE-H&H LTE Band 12 BW10 CH23095



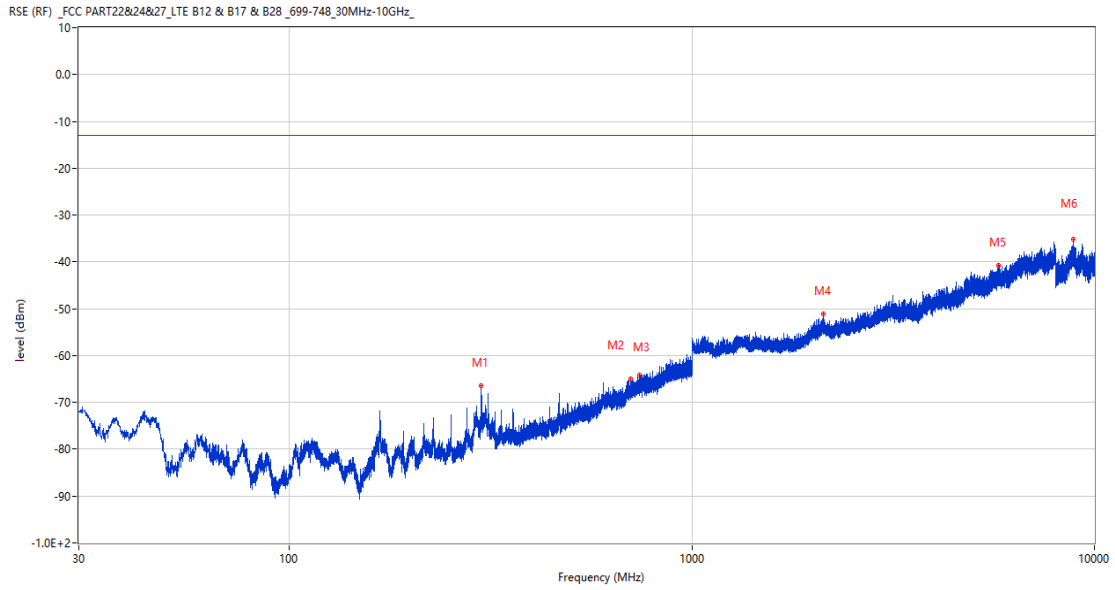
Frequency (MHz)	Result (dBm)	Factor (dB)	PK Limit (dBm)	Over Limit (dB)	Table (o)	ANT	EUT	Verdict
103.429	-73.29	-17.27	-13.0	-60.29	0.00	Horizontal	Horizontal	Pass
703.131	-56.12	3.28	-13.0	-43.12	305.00	Horizontal	Horizontal	N/A
734.850	-64.68	4.24	-13.0	-51.68	176.00	Horizontal	Horizontal	N/A
1635.900	-55.56	-3.78	-13.0	-42.56	359.00	Horizontal	Horizontal	Pass
3087.250	-47.28	7.03	-13.0	-34.28	337.00	Horizontal	Horizontal	Pass
7991.750	-36.11	18.51	-13.0	-23.11	80.00	Horizontal	Horizontal	Pass

RSE-H&V LTE Band 12 BW10 CH23095



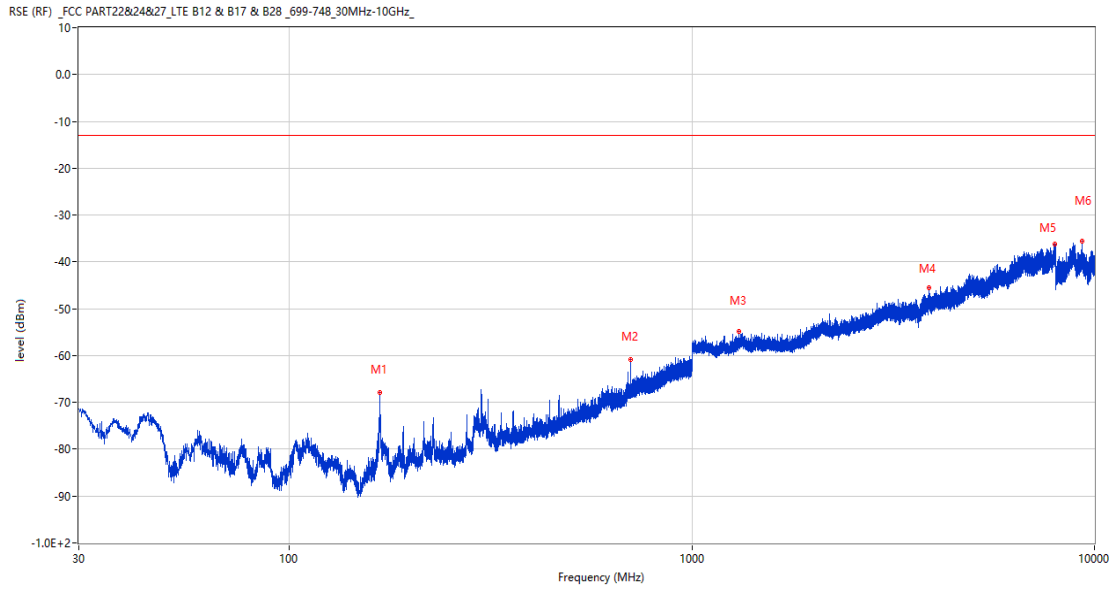
Frequency (MHz)	Result (dBm)	Factor (dB)	PK Limit (dBm)	Over Limit (dB)	Table (o)	ANT	EUT	Verdict
103.041	-73.44	-17.29	-13.0	-60.44	0.00	Horizontal	Vertical	Pass
703.083	-60.36	3.28	-13.0	-47.36	109.00	Horizontal	Vertical	N/A
731.310	-64.62	4.10	-13.0	-51.62	149.00	Horizontal	Vertical	N/A
1334.100	-53.69	-2.44	-13.0	-40.69	359.00	Horizontal	Vertical	Pass
3110.000	-48.22	6.40	-13.0	-35.22	51.00	Horizontal	Vertical	Pass
6682.250	-37.45	16.95	-13.0	-24.45	180.00	Horizontal	Vertical	Pass

RSE-V&V LTE Band 12 BW10 CH23095



Frequency (MHz)	Result (dBm)	Factor (dB)	PK Limit (dBm)	Over Limit (dB)	Table (o)	ANT	EUT	Verdict
299.902	-66.47	-8.96	-13.0	-53.47	31.00	Vertical	Vertical	Pass
703.131	-55.08	3.28	-13.0	-42.08	125.00	Vertical	Vertical	N/A
740.282	-64.22	4.45	-13.0	-51.22	103.00	Vertical	Vertical	N/A
2116.600	-51.19	0.06	-13.0	-38.19	311.00	Vertical	Vertical	Pass
5765.000	-40.75	14.37	-13.0	-27.75	0.00	Vertical	Vertical	Pass
8854.901	-35.15	20.30	-13.0	-22.15	-2.00	Vertical	Vertical	Pass

RSE-V&H LTE Band 12 BW10 CH23095

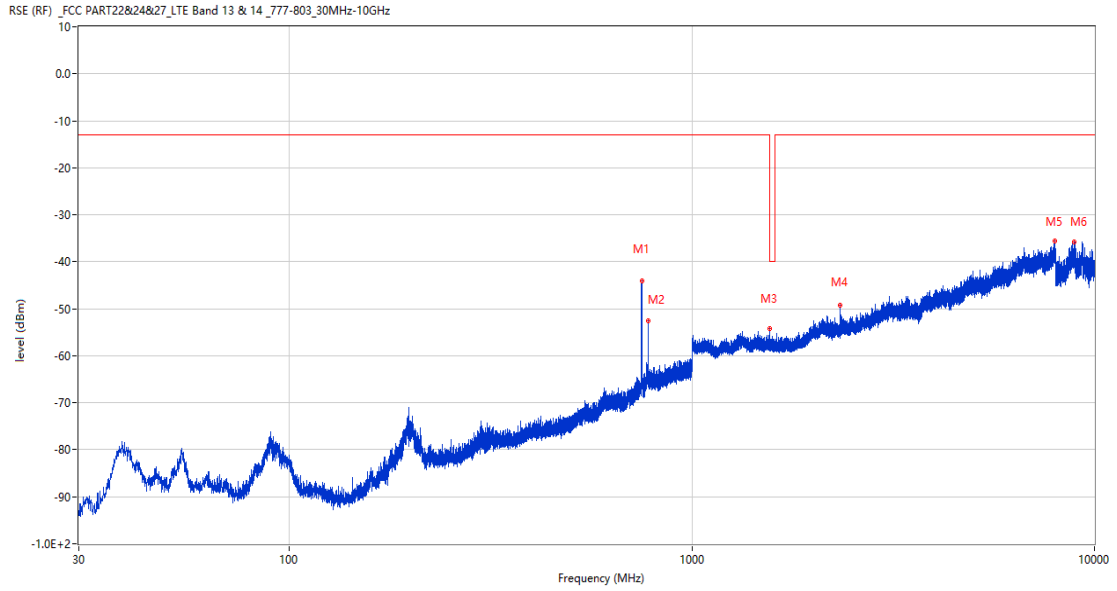


Frequency (MHz)	Result (dBm)	Factor (dB)	PK Limit (dBm)	Over Limit (dB)	Table (o)	ANT	EUT	Verdict
167.982	-67.83	-16.18	-13.0	-54.83	103.00	Vertical	Horizontal	Pass
703.083	-60.80	3.28	-13.0	-47.80	297.00	Vertical	Horizontal	N/A
1305.600	-54.88	-2.80	-13.0	-41.88	44.00	Vertical	Horizontal	Pass
3881.500	-45.43	9.38	-13.0	-32.43	267.00	Vertical	Horizontal	Pass
7967.250	-36.18	18.12	-13.0	-23.18	138.00	Vertical	Horizontal	Pass
9322.800	-35.59	19.49	-13.0	-22.59	176.00	Vertical	Horizontal	Pass

13 LTE Band 13

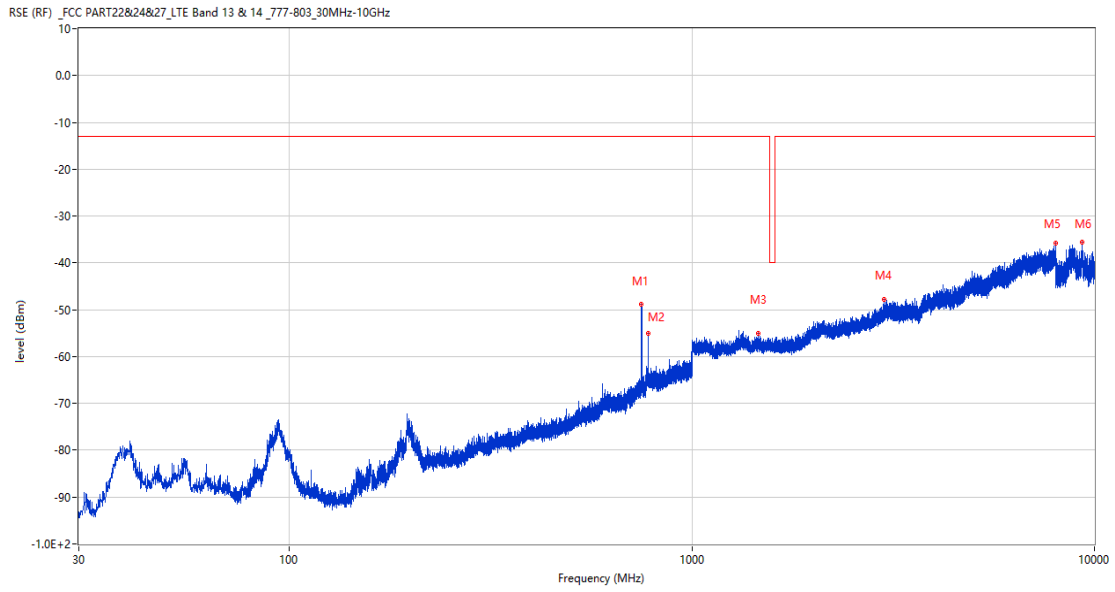
13.1 LTE Band 13 BW5, Middle Channel

RSE-H&H LTE Band 13 BW5 CH23230



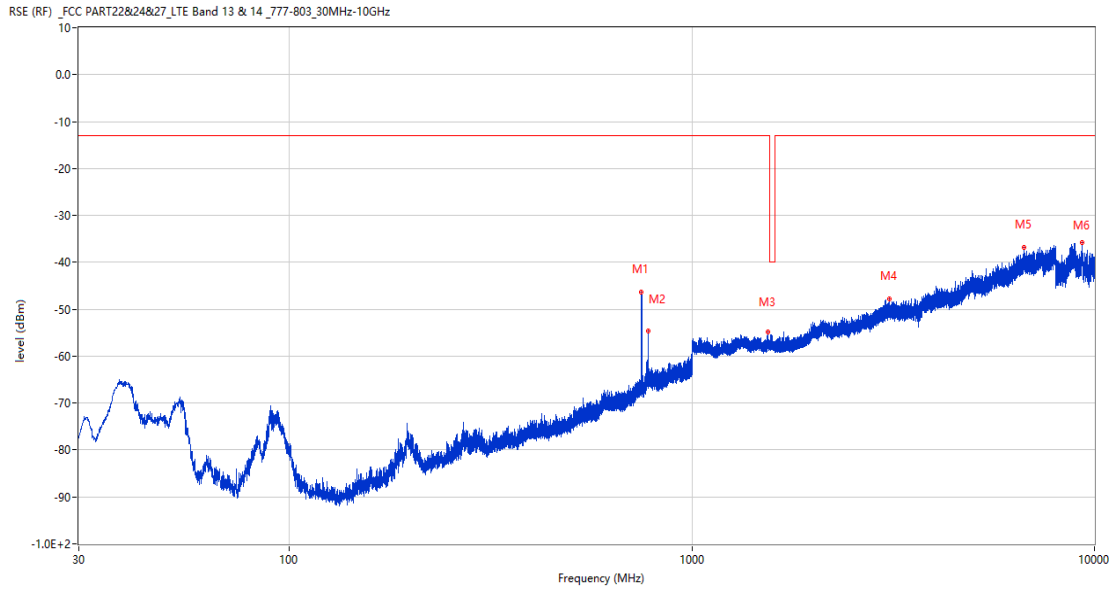
Frequency (MHz)	Result (dBm)	Factor (dB)	PK Limit (dBm)	Over Limit (dB)	Table (o)	ANT	EUT	Verdict
750.662	-44.17	3.27	-13.0	-31.17	108.00	Horizontal	Horizontal	N/A
779.761	-52.59	5.93	-13.0	-39.59	47.00	Horizontal	Horizontal	N/A
1559.200	-54.19	-3.27	-40.0	-14.19	288.00	Horizontal	Horizontal	Pass
2339.200	-49.33	0.54	-13.0	-36.33	4.00	Horizontal	Horizontal	Pass
7957.250	-35.66	18.39	-13.0	-22.66	48.00	Horizontal	Horizontal	Pass
8904.800	-35.87	19.72	-13.0	-22.87	327.00	Horizontal	Horizontal	Pass

RSE-H&V LTE Band 13 BW5 CH23230



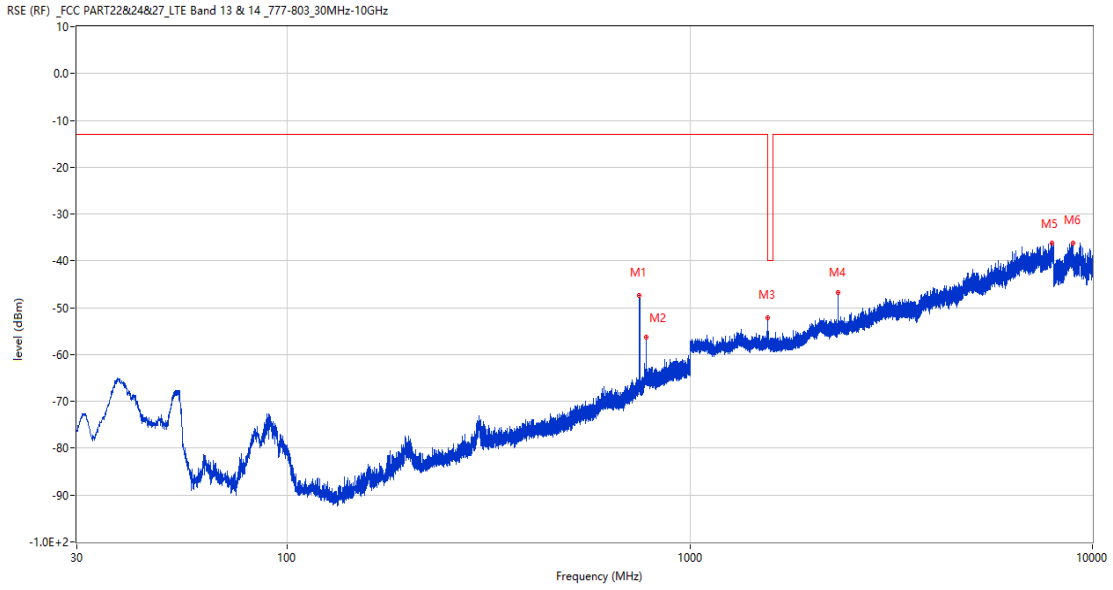
Frequency (MHz)	Result (dBm)	Factor (dB)	PK Limit (dBm)	Over Limit (dB)	Table (o)	ANT	EUT	Verdict
750.080	-48.76	3.25	-13.0	-35.76	1.00	Horizontal	Vertical	N/A
779.907	-54.98	5.93	-13.0	-41.98	118.00	Horizontal	Vertical	N/A
1460.600	-55.12	-3.16	-13.0	-42.12	69.00	Horizontal	Vertical	Pass
3003.500	-47.76	5.61	-13.0	-34.76	100.00	Horizontal	Vertical	Pass
7993.500	-35.76	18.59	-13.0	-22.76	27.00	Horizontal	Vertical	Pass
9323.000	-35.63	19.49	-13.0	-22.63	78.00	Horizontal	Vertical	Pass

RSE-V&V LTE Band 13 BW5 CH23230



Frequency (MHz)	Result (dBm)	Factor (dB)	PK Limit (dBm)	Over Limit (dB)	Table (o)	ANT	EUT	Verdict
750.080	-46.38	3.25	-13.0	-33.38	226.00	Vertical	Vertical	N/A
779.810	-54.53	5.93	-13.0	-41.53	94.00	Vertical	Vertical	N/A
1548.200	-54.90	-3.11	-13.0	-41.90	131.00	Vertical	Vertical	Pass
3094.750	-47.78	6.58	-13.0	-34.78	359.00	Vertical	Vertical	Pass
6689.000	-36.86	17.06	-13.0	-23.86	-1.00	Vertical	Vertical	Pass
9317.000	-35.70	19.57	-13.0	-22.70	194.00	Vertical	Vertical	Pass

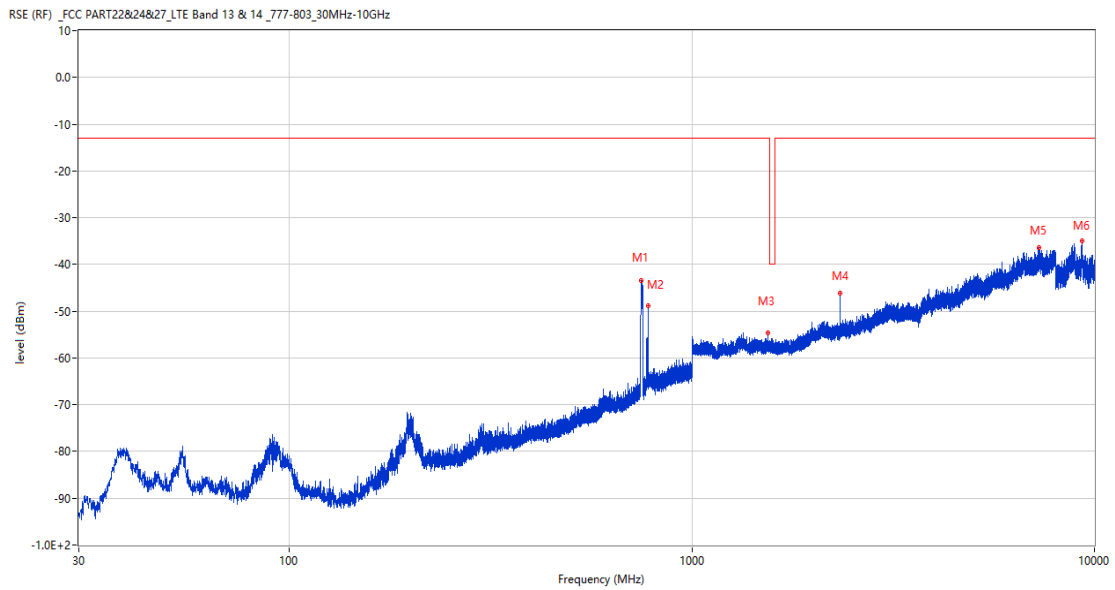
RSE-V&H LTE Band 13 BW5 CH23230



Frequency (MHz)	Result (dBm)	Factor (dB)	PK Limit (dBm)	Over Limit (dB)	Table (o)	ANT	EUT	Verdict
749.789	-47.36	3.24	-13.0	-34.36	226.00	Vertical	Horizontal	N/A
779.761	-56.27	5.93	-13.0	-43.27	33.00	Vertical	Horizontal	N/A
1559.500	-52.15	-3.25	-40.0	-12.15	186.00	Vertical	Horizontal	Pass
2339.600	-46.80	0.53	-13.0	-33.80	209.00	Vertical	Horizontal	Pass
7931.000	-36.19	18.76	-13.0	-23.19	7.00	Vertical	Horizontal	Pass
8944.000	-36.30	19.47	-13.0	-23.30	308.00	Vertical	Horizontal	Pass

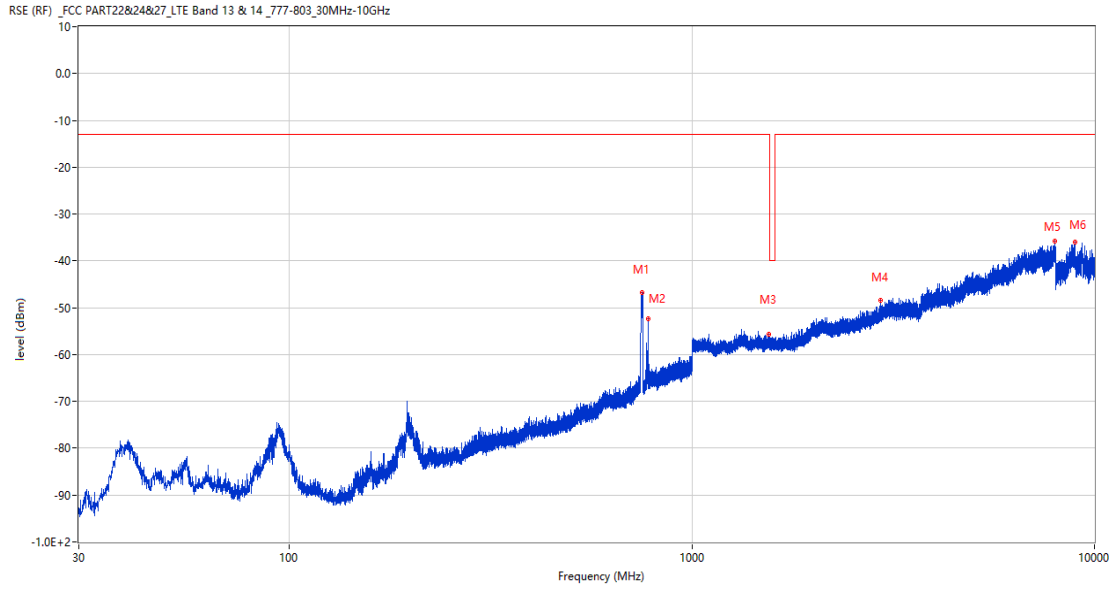
13.2 LTE Band 13 BW10, Middle Channel

RSE-H&H LTE Band 13 BW10 CH23230



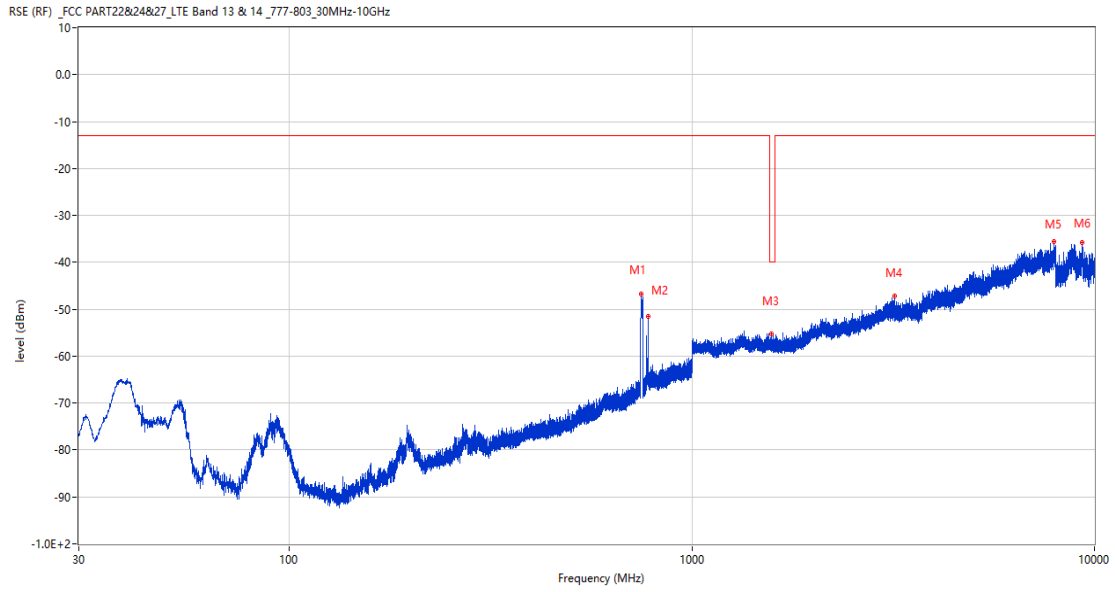
Frequency (MHz)	Result (dBm)	Factor (dB)	PK Limit (dBm)	Over Limit (dB)	Table (o)	ANT	EUT	Verdict
747.412	-43.51	3.34	-13.0	-30.51	106.00	Horizontal	Horizontal	N/A
777.579	-48.78	5.90	-13.0	-35.78	45.00	Horizontal	Horizontal	N/A
1548.500	-54.56	-3.13	-13.0	-41.56	281.00	Horizontal	Horizontal	Pass
2332.700	-46.17	0.20	-13.0	-33.17	0.00	Horizontal	Horizontal	Pass
7276.500	-36.48	16.95	-13.0	-23.48	268.00	Horizontal	Horizontal	Pass
9323.400	-34.98	19.48	-13.0	-21.98	154.00	Horizontal	Horizontal	Pass

RSE-H&V LTE Band 13 BW10 CH23230



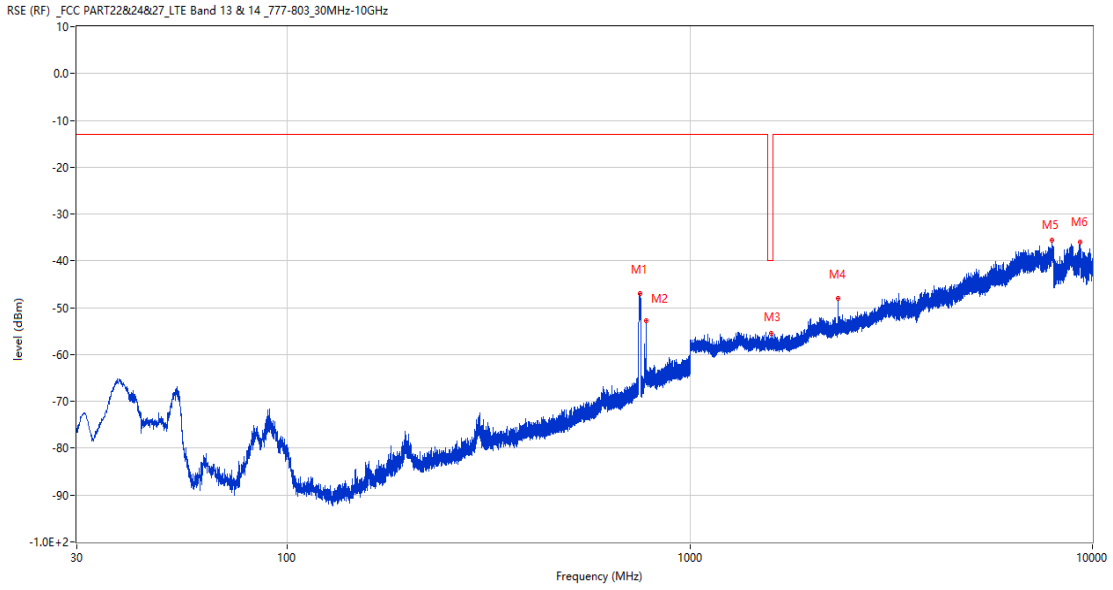
Frequency (MHz)	Result (dBm)	Factor (dB)	PK Limit (dBm)	Over Limit (dB)	Table (o)	ANT	EUT	Verdict
750.516	-46.80	3.26	-13.0	-33.80	103.00	Horizontal	Vertical	N/A
777.530	-52.44	5.90	-13.0	-39.44	118.00	Horizontal	Vertical	N/A
1554.500	-55.60	-3.11	-13.0	-42.60	21.00	Horizontal	Vertical	Pass
2948.200	-48.35	4.74	-13.0	-35.35	64.00	Horizontal	Vertical	Pass
7963.000	-35.88	18.14	-13.0	-22.88	360.00	Horizontal	Vertical	Pass
8952.600	-36.08	19.35	-13.0	-23.08	289.00	Horizontal	Vertical	Pass

RSE-V&V LTE Band 13 BW10 CH23230



Frequency (MHz)	Result (dBm)	Factor (dB)	PK Limit (dBm)	Over Limit (dB)	Table (o)	ANT	EUT	Verdict
748.576	-46.81	3.30	-13.0	-33.81	283.00	Vertical	Vertical	N/A
777.579	-51.49	5.90	-13.0	-38.49	83.00	Vertical	Vertical	N/A
1576.000	-55.29	-3.41	-40.0	-15.29	323.00	Vertical	Vertical	Pass
3193.000	-47.24	6.72	-13.0	-34.24	194.00	Vertical	Vertical	Pass
7924.250	-35.67	18.34	-13.0	-22.67	205.00	Vertical	Vertical	Pass
9327.901	-35.85	19.42	-13.0	-22.85	325.00	Vertical	Vertical	Pass

RSE-V&H LTE Band 13 BW10 CH23230

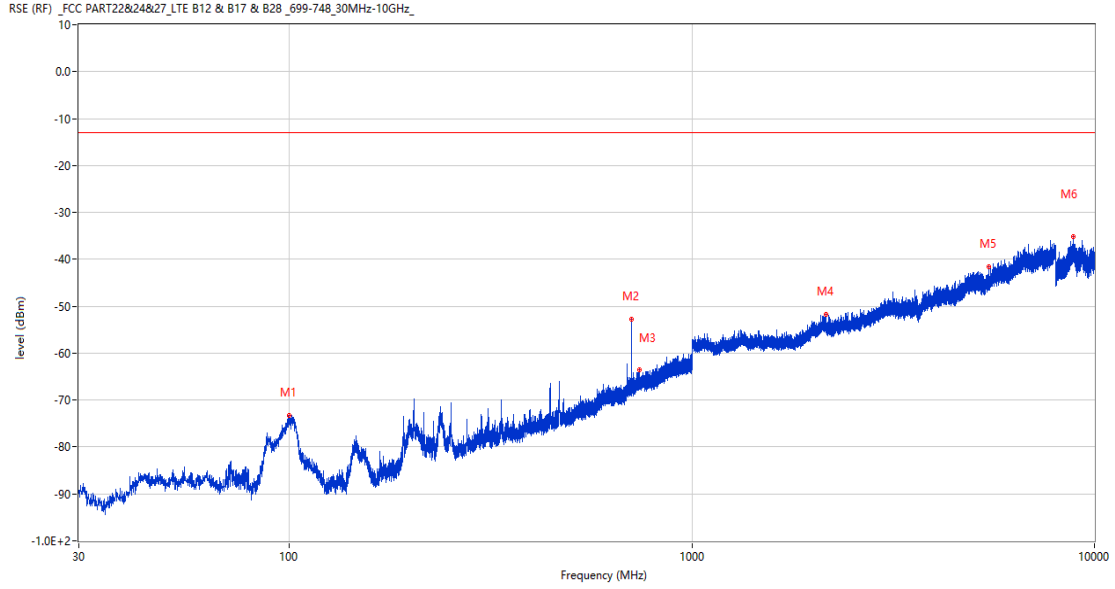


Frequency (MHz)	Result (dBm)	Factor (dB)	PK Limit (dBm)	Over Limit (dB)	Table (o)	ANT	EUT	Verdict
750.468	-46.94	3.26	-13.0	-33.94	225.00	Vertical	Horizontal	N/A
777.579	-52.73	5.90	-13.0	-39.73	37.00	Vertical	Horizontal	N/A
1592.100	-55.38	-3.56	-40.0	-15.38	341.00	Vertical	Horizontal	Pass
2332.800	-48.00	0.21	-13.0	-35.00	89.00	Vertical	Horizontal	Pass
7926.250	-35.51	18.48	-13.0	-22.51	6.00	Vertical	Horizontal	Pass
9328.099	-35.98	19.42	-13.0	-22.98	328.00	Vertical	Horizontal	Pass

14 LTE Band 17

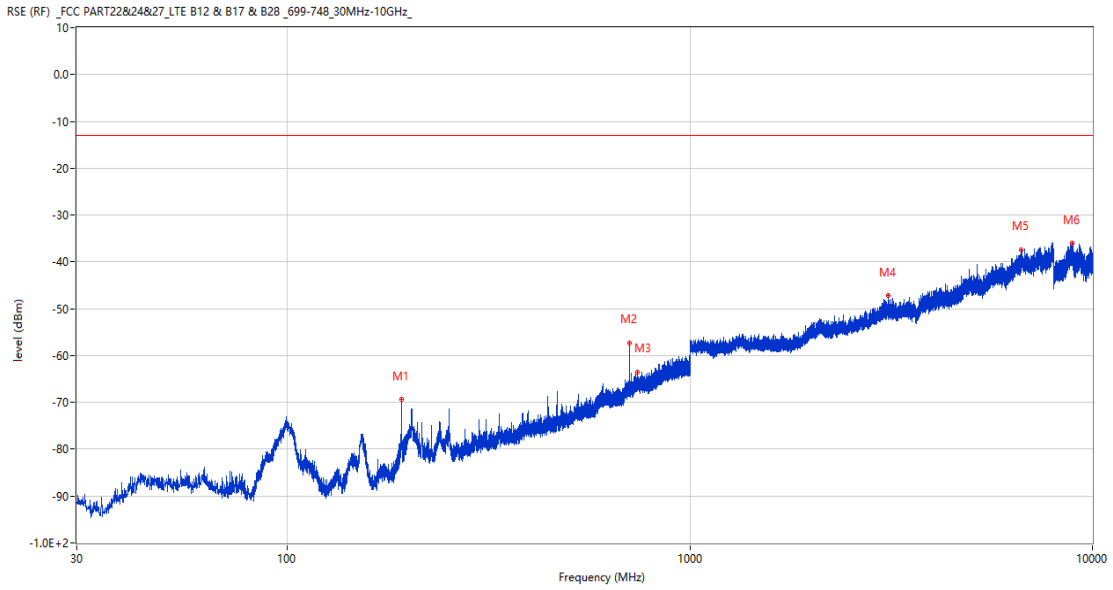
14.1 LTE Band 17 BW5, Middle Channel

RSE-H&H LTE Band 17 BW5 CH23790



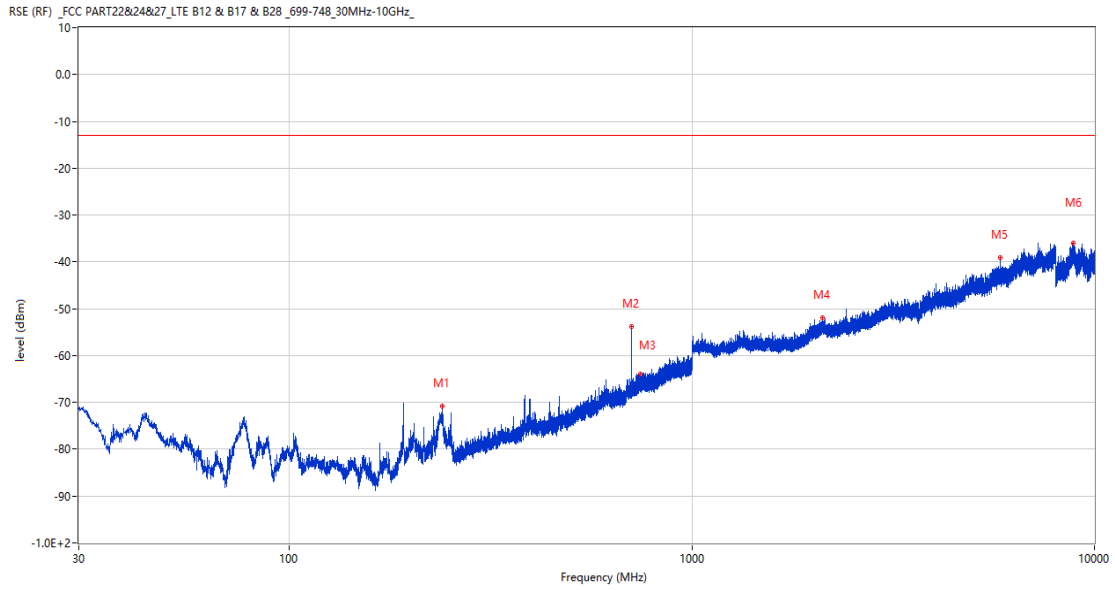
Frequency (MHz)	Result (dBm)	Factor (dB)	PK Limit (dBm)	Over Limit (dB)	Table (o)	ANT	EUT	Verdict
99.695	-73.22	-17.28	-13.0	-60.22	12.00	Horizontal	Horizontal	Pass
707.885	-52.71	3.38	-13.0	-39.71	114.00	Horizontal	Horizontal	N/A
742.174	-63.50	4.43	-13.0	-50.50	101.00	Horizontal	Horizontal	N/A
2158.300	-51.78	-0.34	-13.0	-38.78	161.00	Horizontal	Horizontal	Pass
5463.250	-41.68	12.91	-13.0	-28.68	249.00	Horizontal	Horizontal	Pass
8843.099	-35.25	20.25	-13.0	-22.25	281.00	Horizontal	Horizontal	Pass

RSE-H&V LTE Band 17 BW5 CH23790



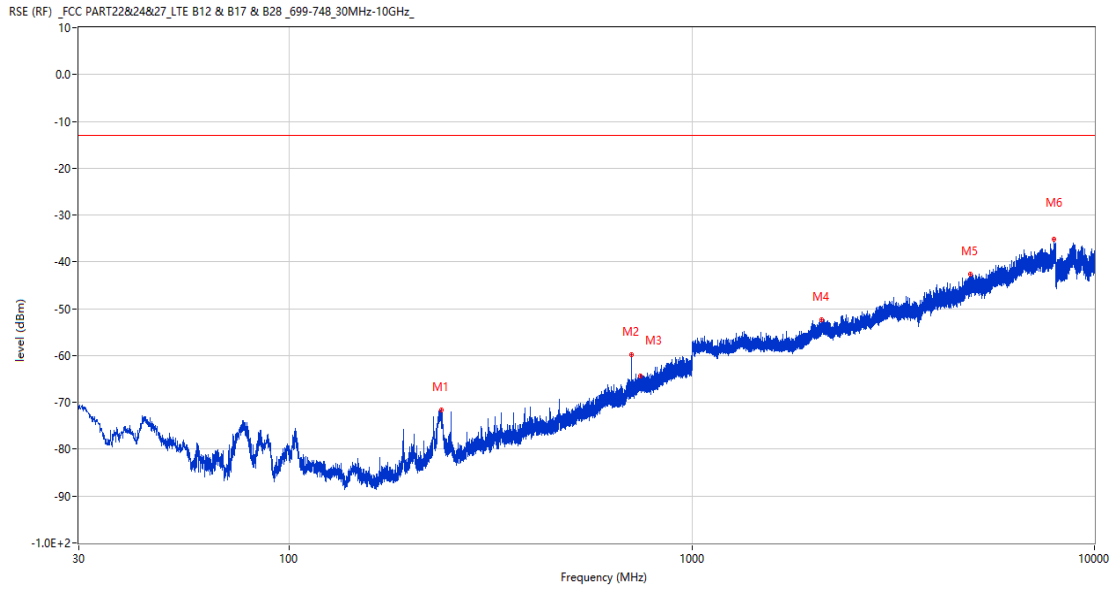
Frequency (MHz)	Result (dBm)	Factor (dB)	PK Limit (dBm)	Over Limit (dB)	Table (o)	ANT	EUT	Verdict
192.038	-69.38	-14.48	-13.0	-56.38	190.00	Horizontal	Vertical	Pass
707.885	-57.25	3.38	-13.0	-44.25	113.00	Horizontal	Vertical	N/A
739.409	-63.63	4.43	-13.0	-50.63	108.00	Horizontal	Vertical	N/A
3106.250	-47.20	6.46	-13.0	-34.20	0.00	Horizontal	Vertical	Pass
6660.500	-37.52	16.21	-13.0	-24.52	10.00	Horizontal	Vertical	Pass
8888.300	-36.05	19.89	-13.0	-23.05	167.00	Horizontal	Vertical	Pass

RSE-V&V LTE Band 17 BW5 CH23790



Frequency (MHz)	Result (dBm)	Factor (dB)	PK Limit (dBm)	Over Limit (dB)	Table (o)	ANT	EUT	Verdict
240.005	-70.86	-11.33	-13.0	-57.86	82.00	Vertical	Vertical	Pass
707.836	-53.81	3.38	-13.0	-40.81	66.00	Vertical	Vertical	N/A
742.853	-63.93	4.42	-13.0	-50.93	294.00	Vertical	Vertical	N/A
2112.900	-52.04	0.25	-13.0	-39.04	124.00	Vertical	Vertical	Pass
5824.000	-39.03	14.96	-13.0	-26.03	302.00	Vertical	Vertical	Pass
8851.800	-36.02	20.34	-13.0	-23.02	182.00	Vertical	Vertical	Pass

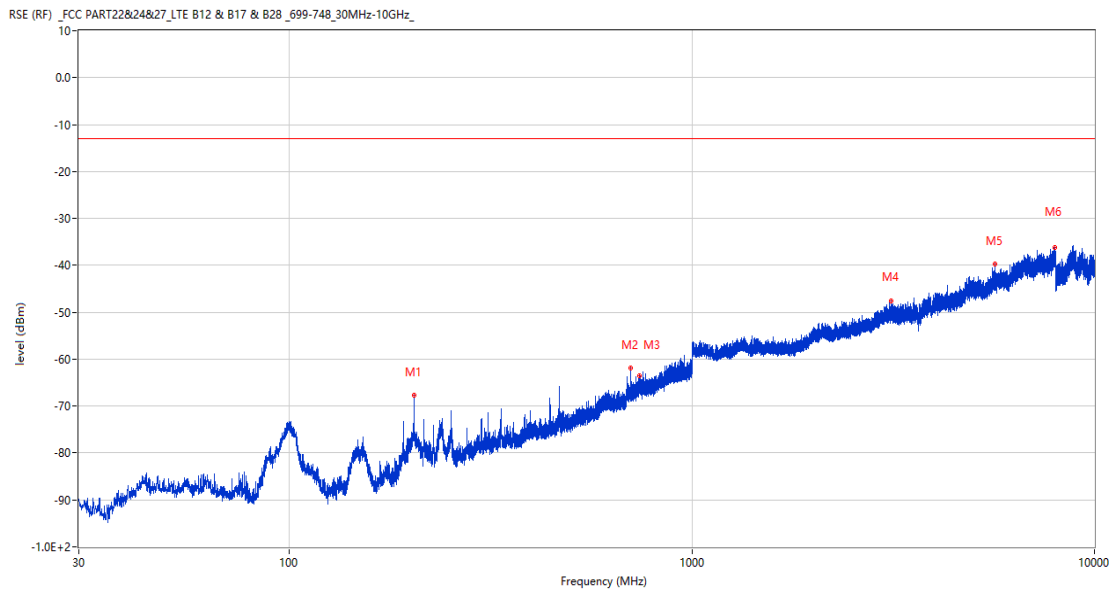
RSE-V&H LTE Band 17 BW5 CH23790



Frequency (MHz)	Result (dBm)	Factor (dB)	PK Limit (dBm)	Over Limit (dB)	Table (o)	ANT	EUT	Verdict
238.695	-71.63	-11.41	-13.0	-58.63	282.00	Vertical	Horizontal	Pass
707.885	-59.85	3.38	-13.0	-46.85	20.00	Vertical	Horizontal	N/A
744.745	-64.44	4.40	-13.0	-51.44	183.00	Vertical	Horizontal	N/A
2101.300	-52.29	0.08	-13.0	-39.29	229.00	Vertical	Horizontal	Pass
4912.750	-42.68	13.12	-13.0	-29.68	83.00	Vertical	Horizontal	Pass
7913.750	-35.19	18.11	-13.0	-22.19	218.00	Vertical	Horizontal	Pass

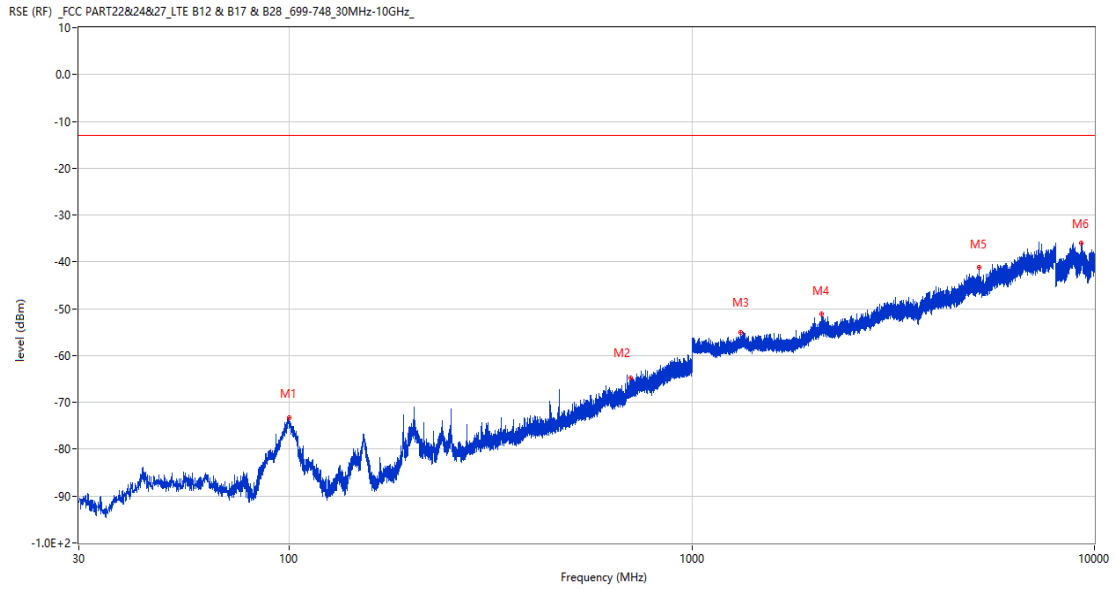
14.2 LTE Band 17 BW10, Middle Channel

RSE-H&H LTE Band 17 BW10 CH23790



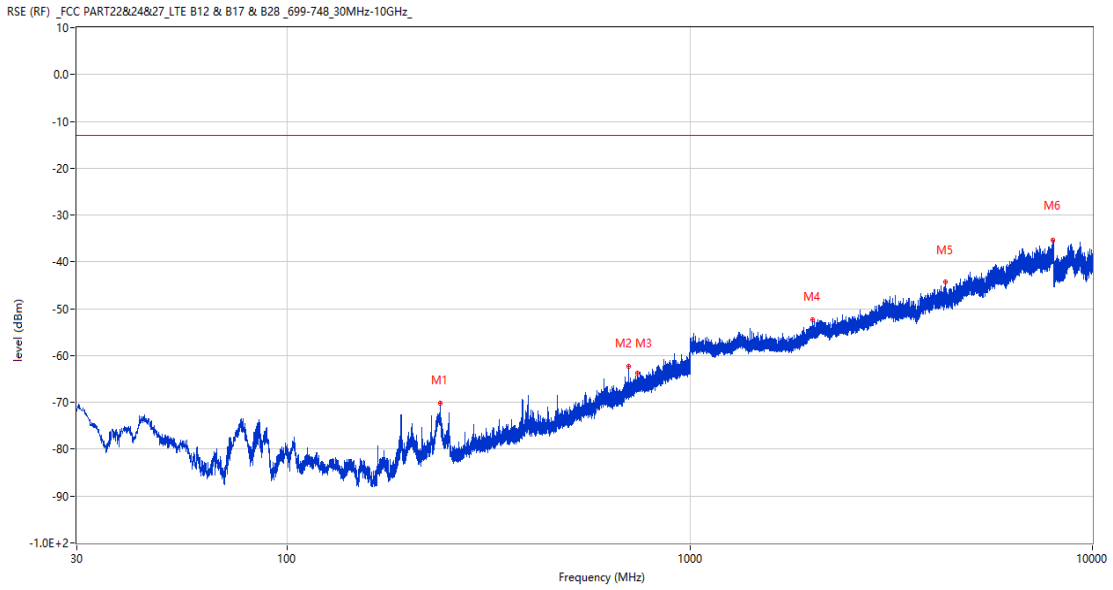
Frequency (MHz)	Result (dBm)	Factor (dB)	PK Limit (dBm)	Over Limit (dB)	Table (o)	ANT	EUT	Verdict
204.066	-67.74	-13.60	-13.0	-54.74	188.00	Horizontal	Horizontal	Pass
705.605	-61.94	3.33	-13.0	-48.94	314.00	Horizontal	Horizontal	N/A
739.361	-63.46	4.42	-13.0	-50.46	91.00	Horizontal	Horizontal	N/A
3119.500	-47.61	6.55	-13.0	-34.61	259.00	Horizontal	Horizontal	Pass
5673.250	-39.82	13.49	-13.0	-26.82	0.00	Horizontal	Horizontal	Pass
7992.000	-36.17	18.51	-13.0	-23.17	361.00	Horizontal	Horizontal	Pass

RSE-H&V LTE Band 17 BW10 CH23790



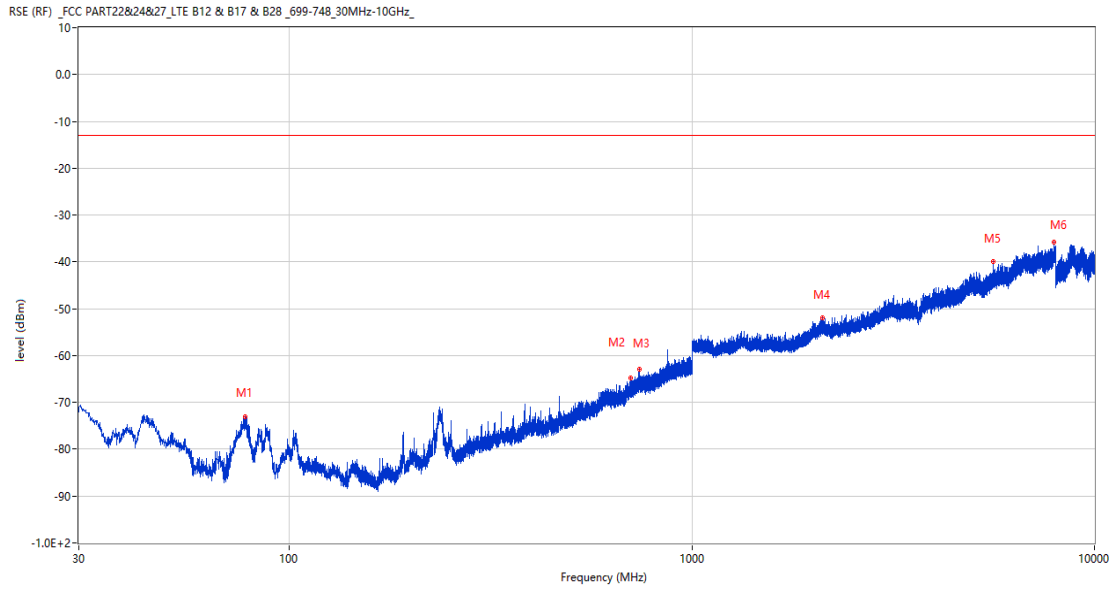
Frequency (MHz)	Result (dBm)	Factor (dB)	PK Limit (dBm)	Over Limit (dB)	Table (o)	ANT	EUT	Verdict
100.034	-73.18	-17.27	-13.0	-60.18	13.00	Horizontal	Vertical	Pass
705.654	-64.78	3.33	-13.0	-51.78	98.00	Horizontal	Vertical	Pass
1324.600	-55.04	-2.48	-13.0	-42.04	265.00	Horizontal	Vertical	Pass
2102.000	-51.21	0.09	-13.0	-38.21	246.00	Horizontal	Vertical	Pass
5176.500	-41.26	12.19	-13.0	-28.26	228.00	Horizontal	Vertical	Pass
9286.700	-36.05	19.45	-13.0	-23.05	25.00	Horizontal	Vertical	Pass

RSE-V&V LTE Band 17 BW10 CH23790



Frequency (MHz)	Result (dBm)	Factor (dB)	PK Limit (dBm)	Over Limit (dB)	Table (o)	ANT	EUT	Verdict
240.199	-70.13	-11.33	-13.0	-57.13	285.00	Vertical	Vertical	Pass
705.605	-62.22	3.33	-13.0	-49.22	40.00	Vertical	Vertical	N/A
739.167	-63.72	4.42	-13.0	-50.72	224.00	Vertical	Vertical	N/A
2020.400	-52.32	-0.94	-13.0	-39.32	197.00	Vertical	Vertical	Pass
4311.750	-44.25	10.30	-13.0	-31.25	82.00	Vertical	Vertical	Pass
7982.000	-35.32	18.16	-13.0	-22.32	301.00	Vertical	Vertical	Pass

RSE-V&H LTE Band 17 BW10 CH23790

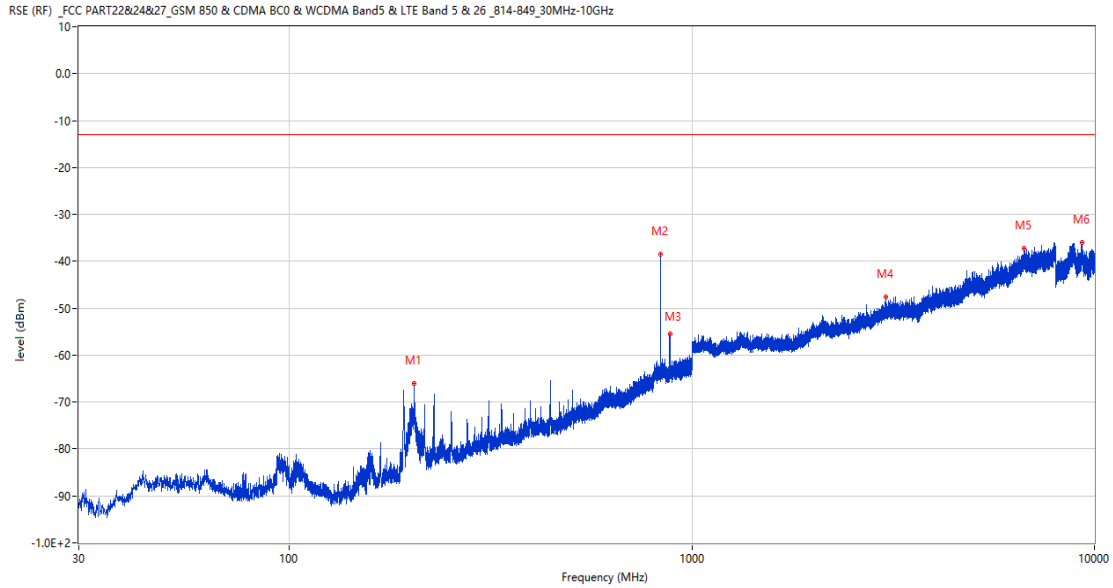


Frequency (MHz)	Result (dBm)	Factor (dB)	PK Limit (dBm)	Over Limit (dB)	Table (o)	ANT	EUT	Verdict
77.869	-72.97	-19.57	-13.0	-59.97	171.00	Vertical	Horizontal	Pass
705.605	-64.70	3.33	-13.0	-51.70	203.00	Vertical	Horizontal	N/A
741.156	-63.00	4.44	-13.0	-50.00	64.00	Vertical	Horizontal	N/A
2106.400	-52.02	0.29	-13.0	-39.02	69.00	Vertical	Horizontal	Pass
5613.500	-40.03	13.63	-13.0	-27.03	0.00	Vertical	Horizontal	Pass
7944.500	-35.86	18.88	-13.0	-22.86	166.00	Vertical	Horizontal	Pass

15 LTE Band 26 (Part22)

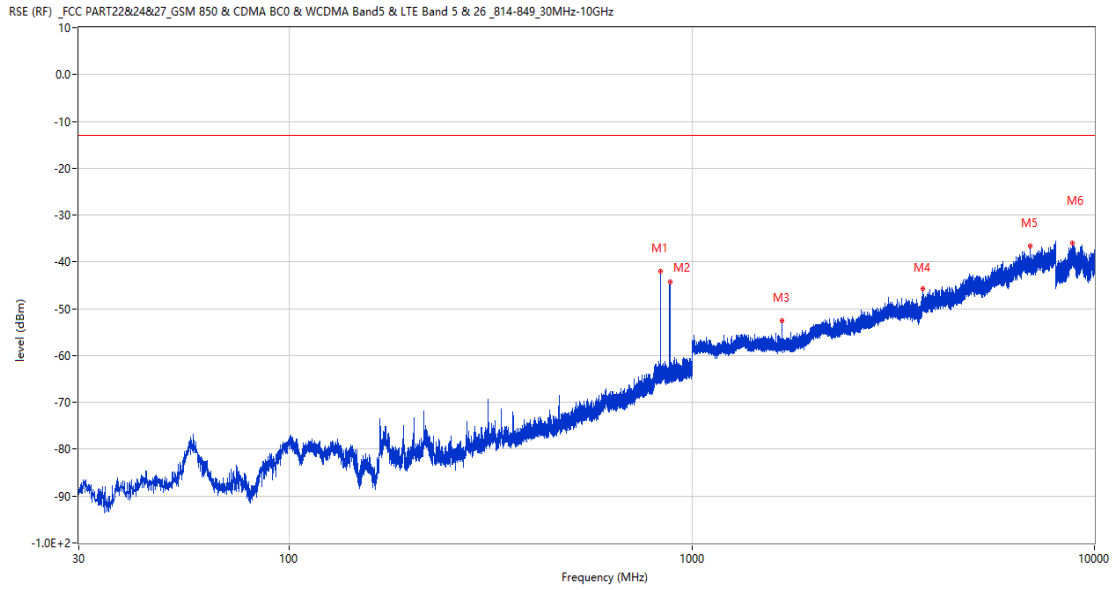
15.1 LTE Band 26 (Part22) BW1.4, Middle Channel

RSE-H&H LTE Band 26 (Part22) BW1.4 CH26915



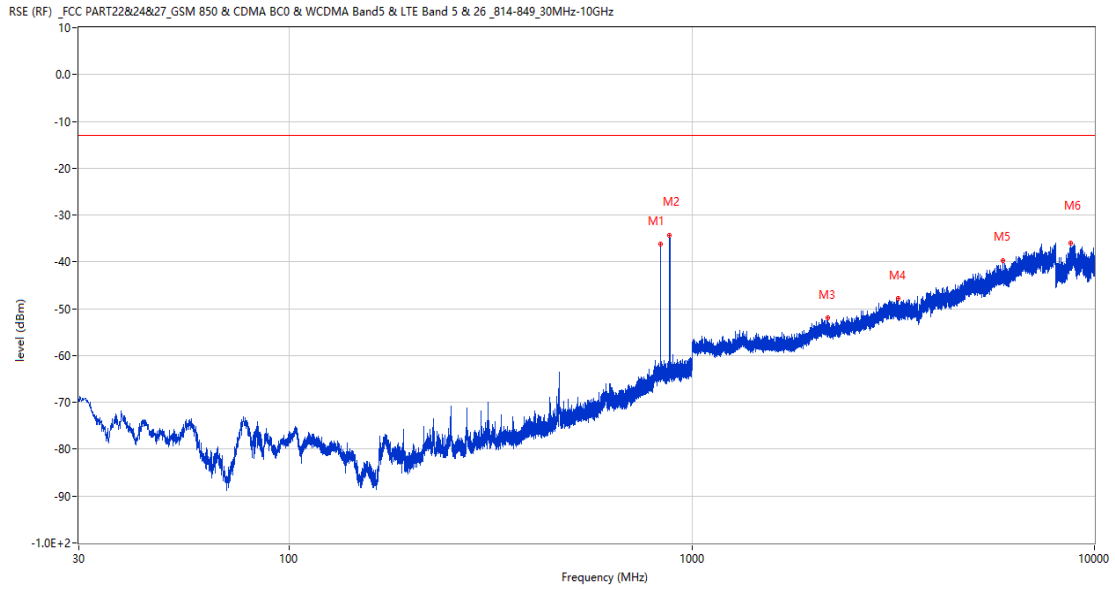
Frequency (MHz)	Result (dBm)	Factor (dB)	PK Limit (dBm)	Over Limit (dB)	Table (o)	ANT	EUT	Verdict
204.503	-66.01	-13.57	-13.0	-53.01	5.00	Horizontal	Horizontal	Pass
836.119	-38.44	7.12	-13.0	-25.44	42.00	Horizontal	Horizontal	N/A
881.757	-55.55	6.76	-13.0	-42.55	205.00	Horizontal	Horizontal	N/A
3030.250	-47.62	6.21	-13.0	-34.62	114.00	Horizontal	Horizontal	Pass
6697.000	-37.19	16.92	-13.0	-24.19	103.00	Horizontal	Horizontal	Pass
9298.099	-35.95	19.75	-13.0	-22.95	167.00	Horizontal	Horizontal	Pass

RSE-H&V LTE Band 26 (Part22) BW1.4 CH26915



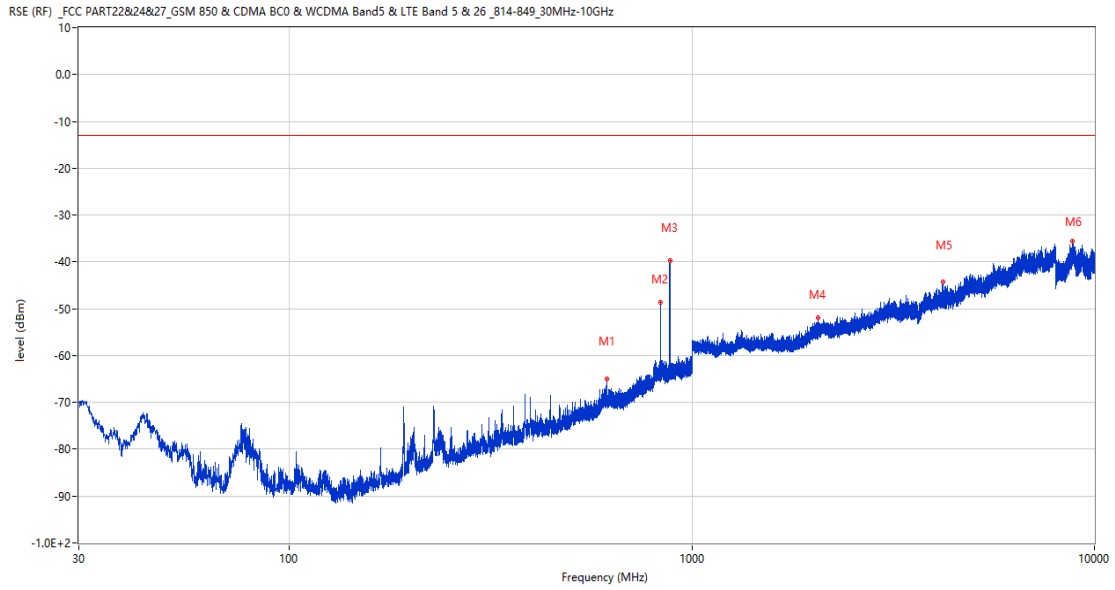
Frequency (MHz)	Result (dBm)	Factor (dB)	PK Limit (dBm)	Over Limit (dB)	Table (o)	ANT	EUT	Verdict
835.973	-41.98	7.12	-13.0	-28.98	141.00	Horizontal	Vertical	N/A
881.417	-44.35	6.74	-13.0	-31.35	170.00	Horizontal	Vertical	N/A
1671.800	-52.63	-3.74	-13.0	-39.63	177.00	Horizontal	Vertical	Pass
3748.250	-45.79	9.42	-13.0	-32.79	62.00	Horizontal	Vertical	Pass
6924.250	-36.66	16.35	-13.0	-23.66	312.00	Horizontal	Vertical	Pass
8837.401	-36.07	20.15	-13.0	-23.07	150.00	Horizontal	Vertical	Pass

RSE-V&V LTE Band 26 (Part22) BW1.4 CH26915



Frequency (MHz)	Result (dBm)	Factor (dB)	PK Limit (dBm)	Over Limit (dB)	Table (o)	ANT	EUT	Verdict
836.119	-36.13	7.12	-13.0	-23.13	5.00	Vertical	Vertical	N/A
881.175	-34.38	6.74	-13.0	-21.38	5.00	Vertical	Vertical	N/A
2180.100	-51.89	-0.20	-13.0	-38.89	91.00	Vertical	Vertical	Pass
3252.500	-47.84	6.63	-13.0	-34.84	20.00	Vertical	Vertical	Pass
5926.750	-39.82	14.41	-13.0	-26.82	176.00	Vertical	Vertical	Pass
8728.300	-36.04	19.09	-13.0	-23.04	307.00	Vertical	Vertical	Pass

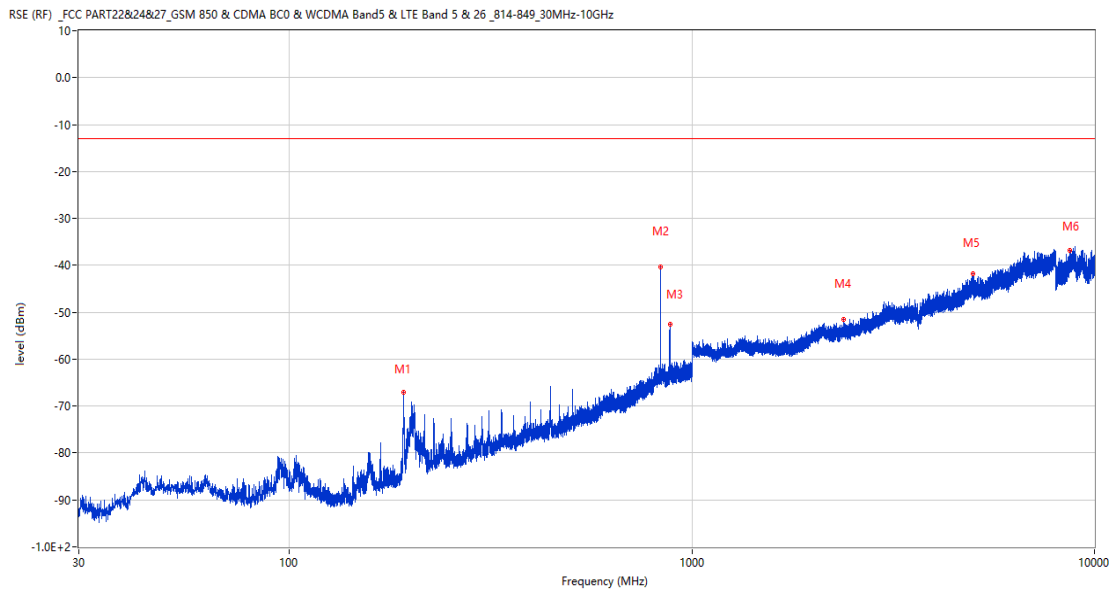
RSE-V&H LTE Band 26 (Part22) BW1.4 CH26915



Frequency (MHz)	Result (dBm)	Factor (dB)	PK Limit (dBm)	Over Limit (dB)	Table (o)	ANT	EUT	Verdict
613.649	-65.09	0.98	-13.0	-52.09	0.00	Vertical	Horizontal	Pass
836.119	-48.67	7.12	-13.0	-35.67	28.00	Vertical	Horizontal	N/A
881.417	-39.76	6.74	-13.0	-26.76	149.00	Vertical	Horizontal	N/A
2059.800	-52.03	-0.44	-13.0	-39.03	27.00	Vertical	Horizontal	Pass
4214.500	-44.24	10.62	-13.0	-31.24	123.00	Vertical	Horizontal	Pass
8818.400	-35.59	19.84	-13.0	-22.59	152.00	Vertical	Horizontal	Pass

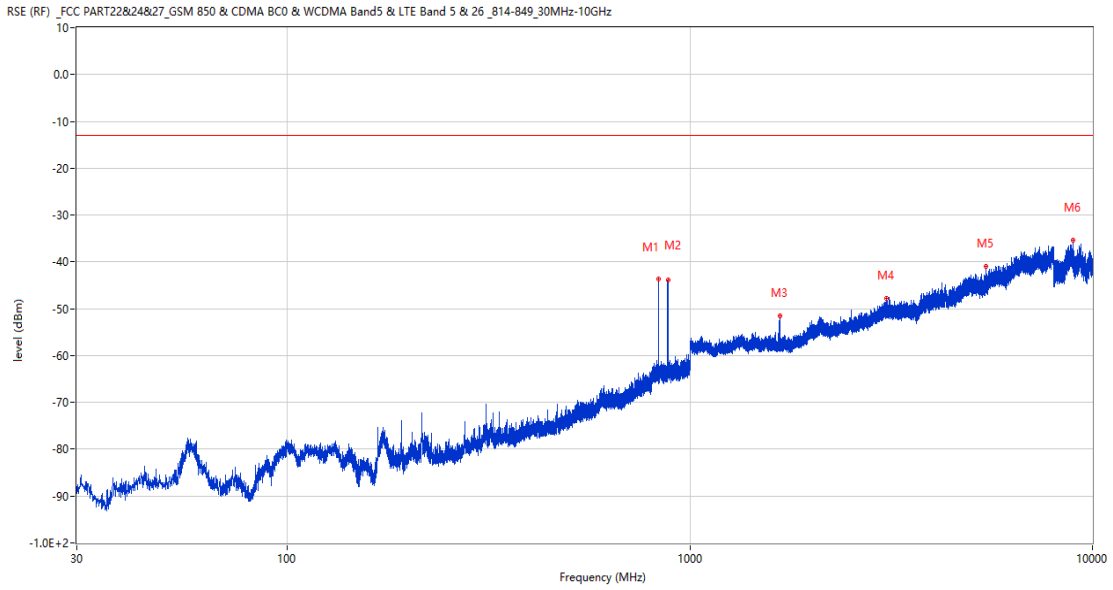
15.2 LTE Band 26 (Part22) BW3, Middle Channel

RSE-H&H LTE Band 26 (Part22) BW3 CH26915



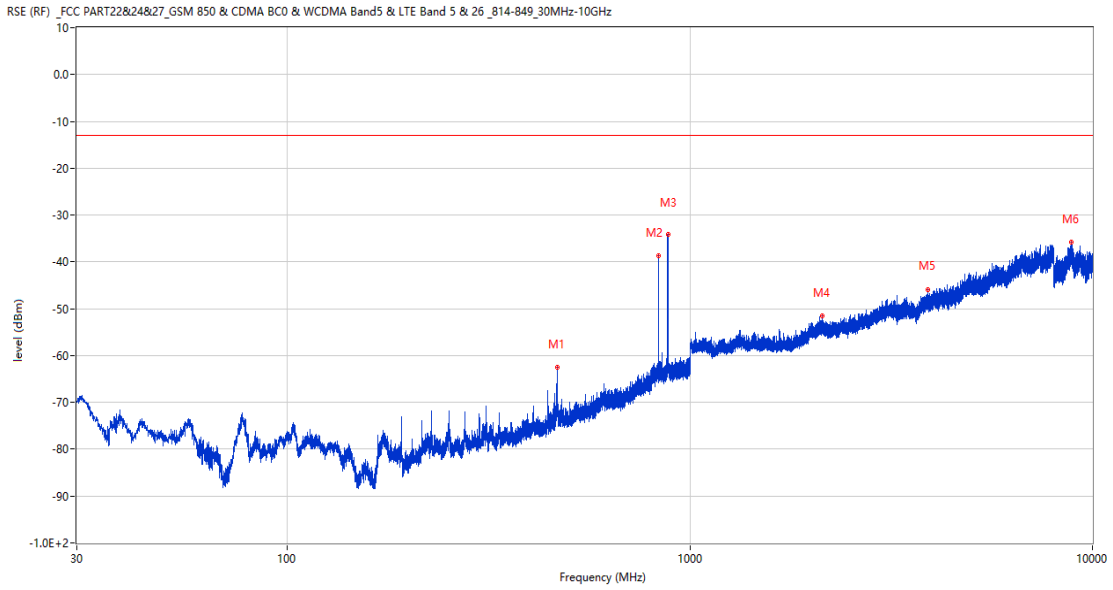
Frequency (MHz)	Result (dBm)	Factor (dB)	PK Limit (dBm)	Over Limit (dB)	Table (o)	ANT	EUT	Verdict
192.620	-67.09	-14.24	-13.0	-54.09	231.00	Horizontal	Horizontal	Pass
835.246	-40.31	7.10	-13.0	-27.31	37.00	Horizontal	Horizontal	N/A
881.612	-52.65	6.75	-13.0	-39.65	199.00	Horizontal	Horizontal	N/A
2385.800	-51.59	1.19	-13.0	-38.59	20.00	Horizontal	Horizontal	Pass
4980.000	-41.83	13.33	-13.0	-28.83	258.00	Horizontal	Horizontal	Pass
8697.900	-36.81	19.36	-13.0	-23.81	110.00	Horizontal	Horizontal	Pass

RSE-H&V LTE Band 26 (Part22) BW3 CH26915



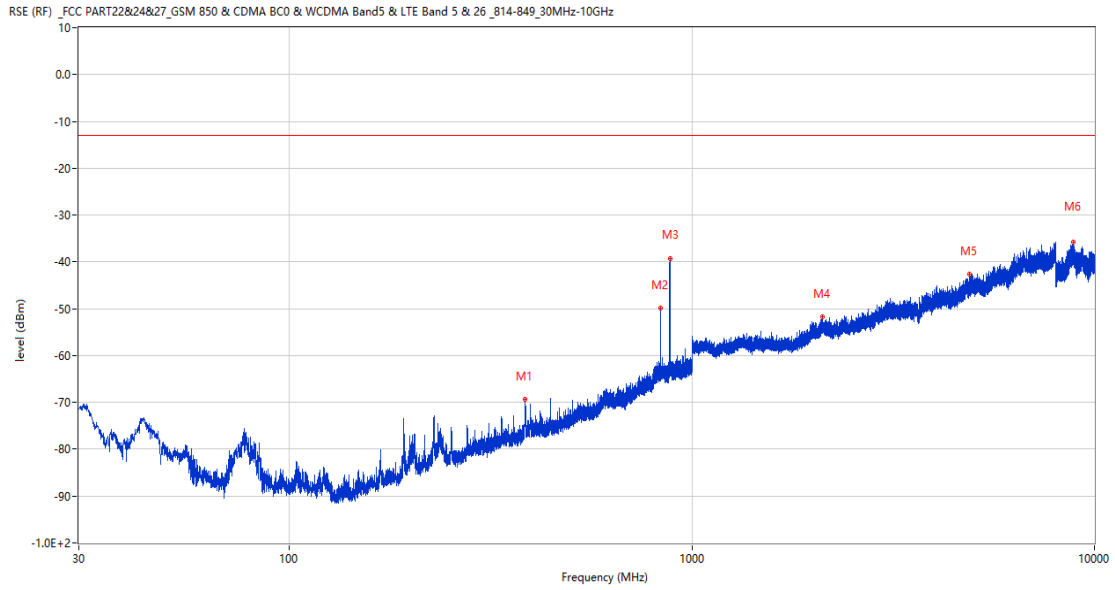
Frequency (MHz)	Result (dBm)	Factor (dB)	PK Limit (dBm)	Over Limit (dB)	Table (o)	ANT	EUT	Verdict
835.246	-43.65	7.10	-13.0	-30.65	138.00	Horizontal	Vertical	N/A
882.582	-43.76	6.82	-13.0	-30.76	44.00	Horizontal	Vertical	N/A
1670.600	-51.47	-3.75	-13.0	-38.47	183.00	Horizontal	Vertical	Pass
3083.750	-47.72	7.00	-13.0	-34.72	92.00	Horizontal	Vertical	Pass
5446.000	-41.03	13.01	-13.0	-28.03	197.00	Horizontal	Vertical	Pass
8953.400	-35.35	19.33	-13.0	-22.35	227.00	Horizontal	Vertical	Pass

RSE-V&V LTE Band 26 (Part22) BW3 CH26915



Frequency (MHz)	Result (dBm)	Factor (dB)	PK Limit (dBm)	Over Limit (dB)	Table (o)	ANT	EUT	Verdict
468.004	-62.54	-4.73	-13.0	-49.54	95.00	Vertical	Vertical	Pass
835.294	-38.67	7.11	-13.0	-25.67	18.00	Vertical	Vertical	N/A
882.582	-34.12	6.82	-13.0	-21.12	166.00	Vertical	Vertical	N/A
2136.900	-51.56	-0.24	-13.0	-38.56	196.00	Vertical	Vertical	Pass
3899.000	-46.03	10.23	-13.0	-33.03	260.00	Vertical	Vertical	Pass
8861.200	-35.79	20.22	-13.0	-22.79	14.00	Vertical	Vertical	Pass

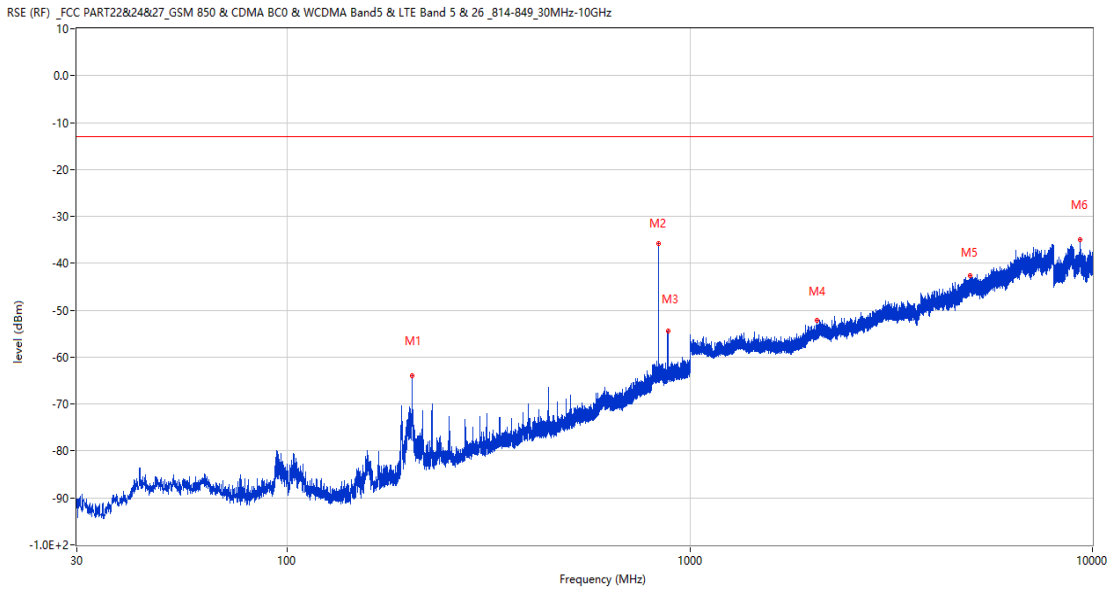
RSE-V&H LTE Band 26 (Part22) BW3 CH26915



Frequency (MHz)	Result (dBm)	Factor (dB)	PK Limit (dBm)	Over Limit (dB)	Table (o)	ANT	EUT	Verdict
385.117	-69.26	-6.16	-13.0	-56.26	146.00	Vertical	Horizontal	Pass
835.246	-49.85	7.10	-13.0	-36.85	36.00	Vertical	Horizontal	N/A
881.903	-39.33	6.76	-13.0	-26.33	68.00	Vertical	Horizontal	N/A
2111.500	-51.75	0.27	-13.0	-38.75	312.00	Vertical	Horizontal	Pass
4899.500	-42.72	12.41	-13.0	-29.72	144.00	Vertical	Horizontal	Pass
8867.700	-35.81	20.14	-13.0	-22.81	54.00	Vertical	Horizontal	Pass

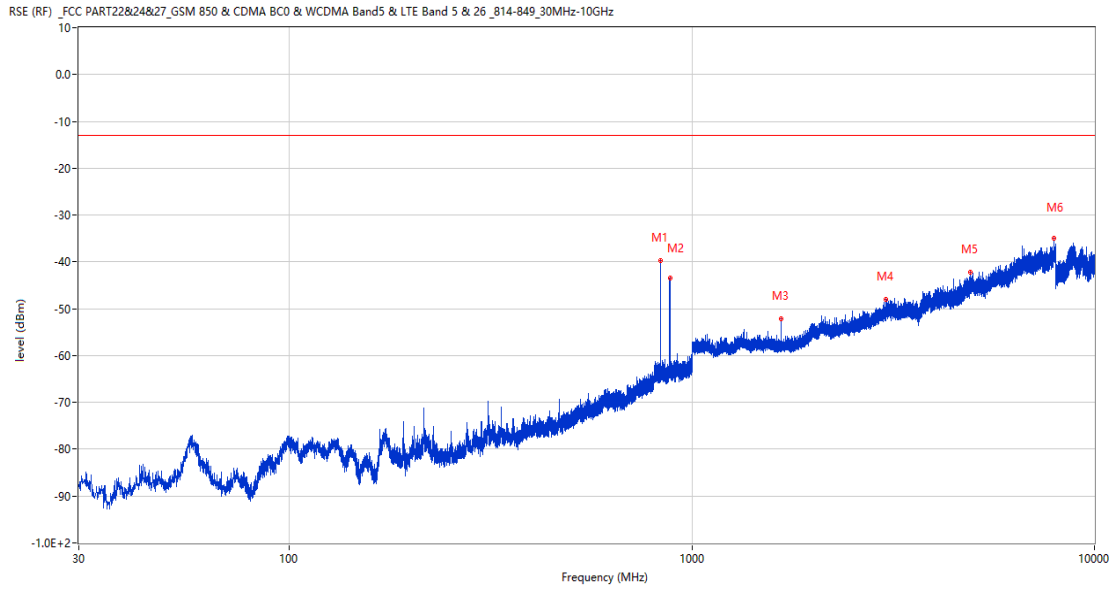
15.3 LTE Band 26 (Part22) BW5, Middle Channel

RSE-H&H LTE Band 26 (Part22) BW5 CH26915



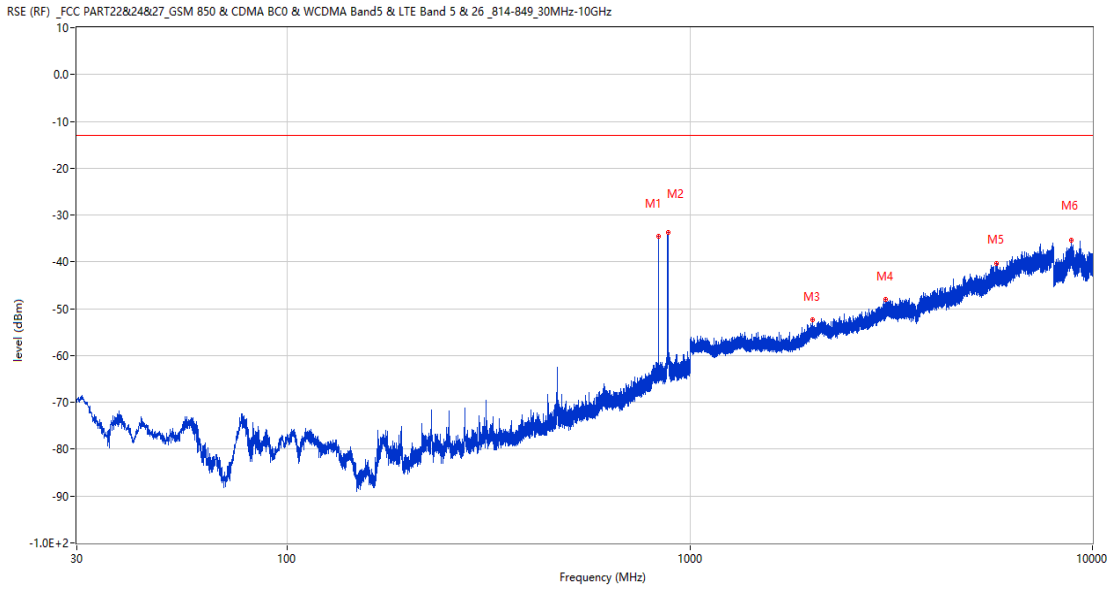
Frequency (MHz)	Result (dBm)	Factor (dB)	PK Limit (dBm)	Over Limit (dB)	Table (o)	ANT	EUT	Verdict
204.503	-63.88	-13.57	-13.0	-50.88	0.00	Horizontal	Horizontal	Pass
834.421	-35.84	7.09	-13.0	-22.84	38.00	Horizontal	Horizontal	N/A
883.600	-54.36	6.97	-13.0	-41.36	200.00	Horizontal	Horizontal	N/A
2070.400	-52.24	-0.37	-13.0	-39.24	165.00	Horizontal	Horizontal	Pass
4971.000	-42.65	13.46	-13.0	-29.65	40.00	Horizontal	Horizontal	Pass
9325.500	-34.97	19.45	-13.0	-21.97	297.00	Horizontal	Horizontal	Pass

RSE-H&V LTE Band 26 (Part22) BW5 CH26915



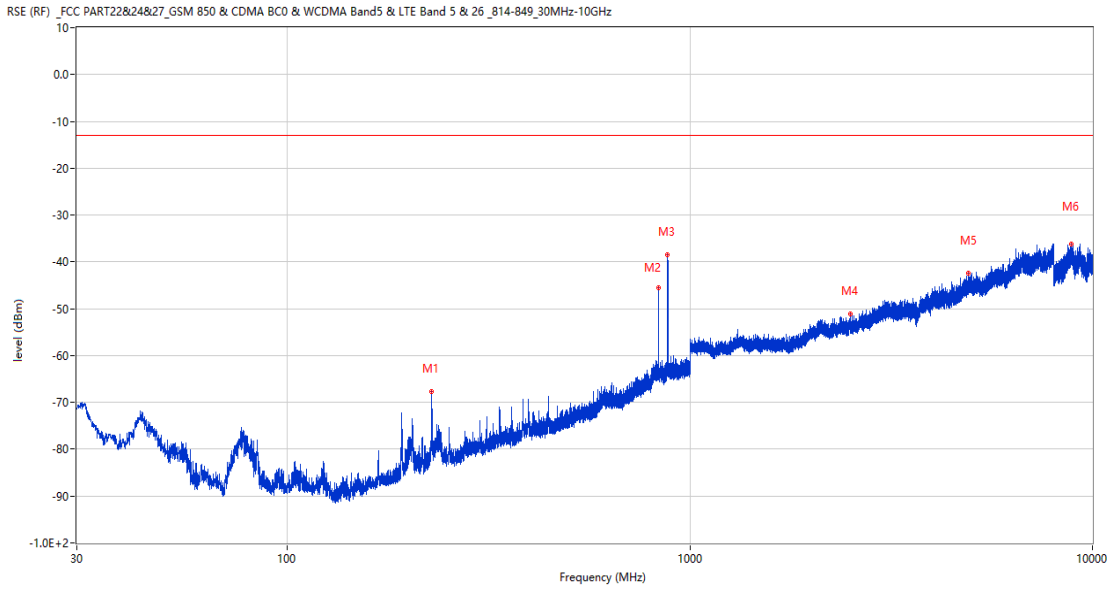
Frequency (MHz)	Result (dBm)	Factor (dB)	PK Limit (dBm)	Over Limit (dB)	Table (o)	ANT	EUT	Verdict
834.372	-39.71	7.09	-13.0	-26.71	145.00	Horizontal	Vertical	N/A
882.242	-43.45	6.78	-13.0	-30.45	172.00	Horizontal	Vertical	N/A
1668.800	-52.16	-3.75	-13.0	-39.16	183.00	Horizontal	Vertical	Pass
3029.250	-48.04	6.19	-13.0	-35.04	361.00	Horizontal	Vertical	Pass
4906.000	-42.22	12.64	-13.0	-29.22	103.00	Horizontal	Vertical	Pass
7945.250	-34.97	18.84	-13.0	-21.97	41.00	Horizontal	Vertical	Pass

RSE-V&V LTE Band 26 (Part22) BW5 CH26915



Frequency (MHz)	Result (dBm)	Factor (dB)	PK Limit (dBm)	Over Limit (dB)	Table (o)	ANT	EUT	Verdict
834.372	-34.50	7.09	-13.0	-21.50	17.00	Vertical	Vertical	N/A
883.358	-33.76	6.94	-13.0	-20.76	155.00	Vertical	Vertical	N/A
2021.000	-52.44	-0.97	-13.0	-39.44	92.00	Vertical	Vertical	Pass
3058.250	-48.00	6.15	-13.0	-35.00	92.00	Vertical	Vertical	Pass
5767.750	-40.40	14.38	-13.0	-27.40	81.00	Vertical	Vertical	Pass
8854.400	-35.45	20.31	-13.0	-22.45	285.00	Vertical	Vertical	Pass

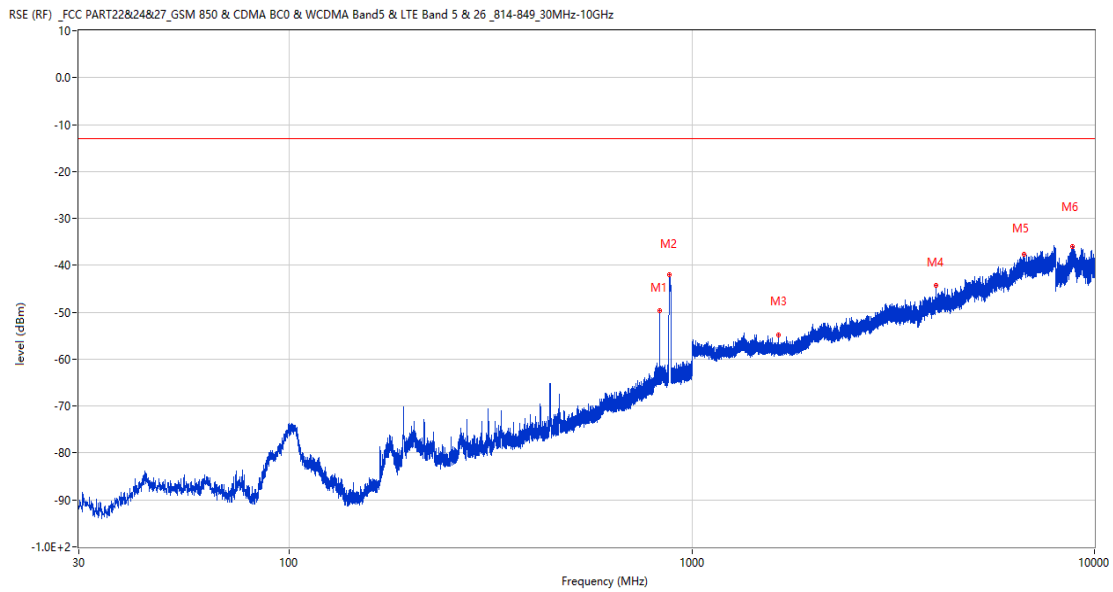
RSE-V&H LTE Band 26 (Part22) BW5 CH26915



Frequency (MHz)	Result (dBm)	Factor (dB)	PK Limit (dBm)	Over Limit (dB)	Table (o)	ANT	EUT	Verdict
228.608	-67.65	-11.67	-13.0	-54.65	90.00	Vertical	Horizontal	Pass
834.372	-45.44	7.09	-13.0	-32.44	28.00	Vertical	Horizontal	N/A
879.526	-38.54	6.55	-13.0	-25.54	226.00	Vertical	Horizontal	N/A
2508.600	-51.19	1.60	-13.0	-38.19	74.00	Vertical	Horizontal	Pass
4912.500	-42.43	13.09	-13.0	-29.43	249.00	Vertical	Horizontal	Pass
8856.001	-36.30	20.29	-13.0	-23.30	68.00	Vertical	Horizontal	Pass

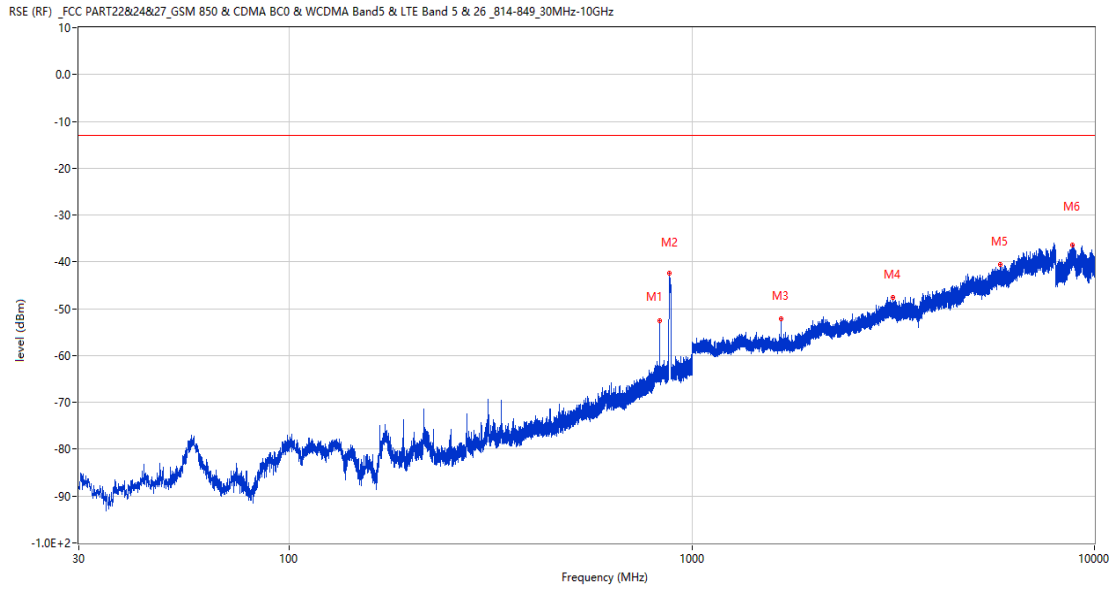
15.4 LTE Band 26 (Part22) BW10, Middle Channel

RSE-H&H LTE Band 26 (Part22) BW10 CH26915



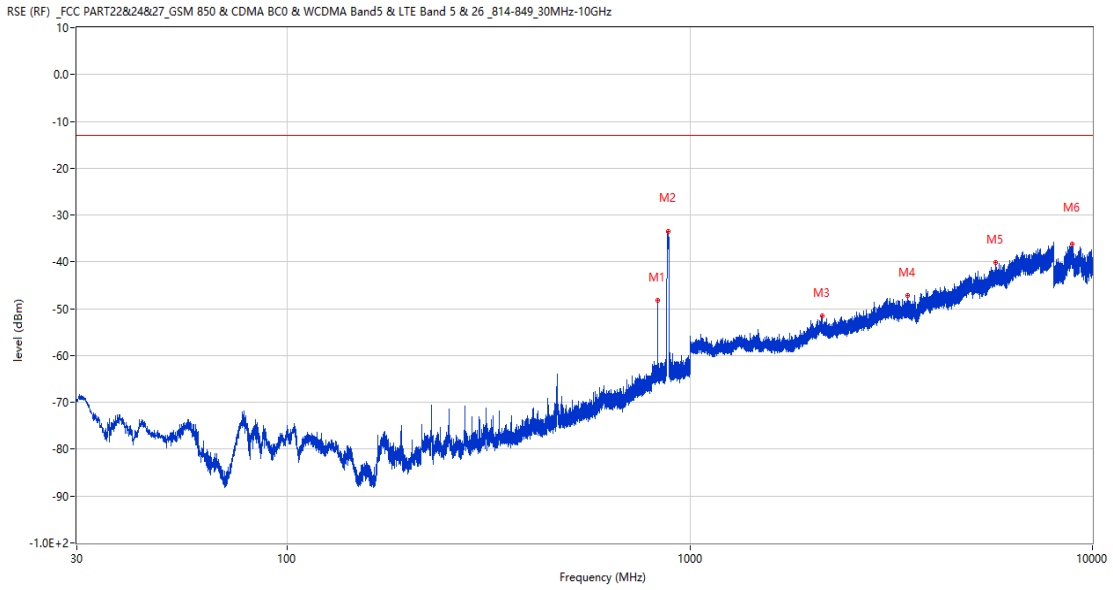
Frequency (MHz)	Result (dBm)	Factor (dB)	PK Limit (dBm)	Over Limit (dB)	Table (o)	ANT	EUT	Verdict
832.142	-49.73	7.05	-13.0	-36.73	52.00	Horizontal	Horizontal	N/A
878.459	-42.00	6.50	-13.0	-29.00	195.00	Horizontal	Horizontal	N/A
1644.700	-54.74	-3.66	-13.0	-41.74	171.00	Horizontal	Horizontal	Pass
4041.750	-44.31	10.16	-13.0	-31.31	312.00	Horizontal	Horizontal	Pass
6700.500	-37.57	16.81	-13.0	-24.57	166.00	Horizontal	Horizontal	Pass
8832.500	-36.06	20.07	-13.0	-23.06	124.00	Horizontal	Horizontal	Pass

RSE-H&V LTE Band 26 (Part22) BW10 CH26915



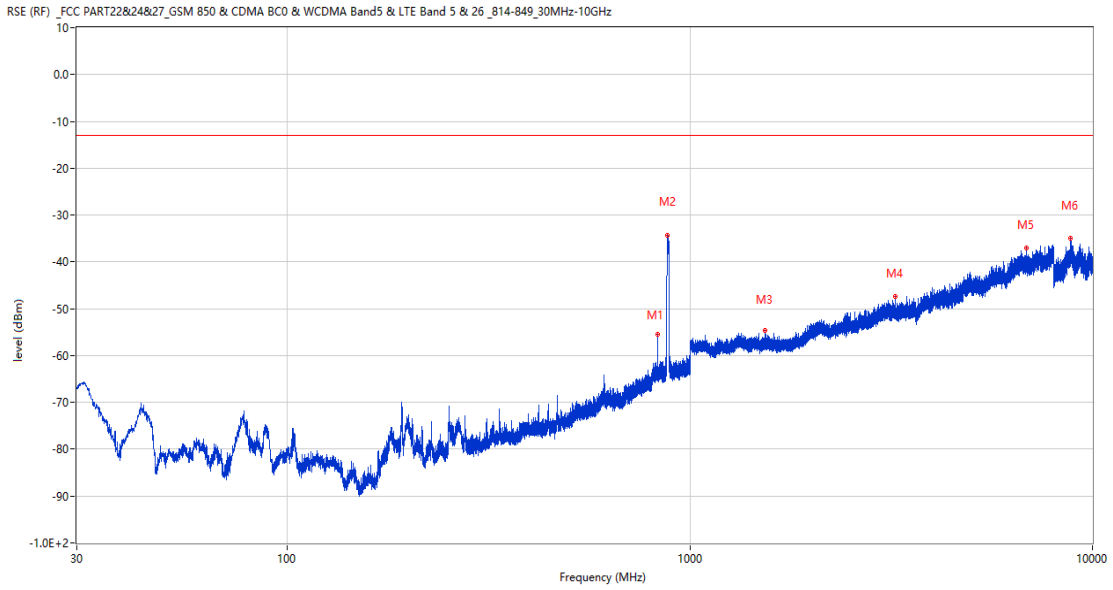
Frequency (MHz)	Result (dBm)	Factor (dB)	PK Limit (dBm)	Over Limit (dB)	Table (o)	ANT	EUT	Verdict
832.142	-52.63	7.05	-13.0	-39.63	138.00	Horizontal	Vertical	N/A
879.089	-42.32	6.52	-13.0	-29.32	199.00	Horizontal	Vertical	N/A
1664.100	-52.18	-3.80	-13.0	-39.18	183.00	Horizontal	Vertical	Pass
3157.750	-47.69	6.07	-13.0	-34.69	322.00	Horizontal	Vertical	Pass
5839.750	-40.60	14.56	-13.0	-27.60	144.00	Horizontal	Vertical	Pass
8835.200	-36.46	20.12	-13.0	-23.46	208.00	Horizontal	Vertical	Pass

RSE-V&V LTE Band 26 (Part22) BW10 CH26915



Frequency (MHz)	Result (dBm)	Factor (dB)	PK Limit (dBm)	Over Limit (dB)	Table (o)	ANT	EUT	Verdict
832.093	-48.18	7.05	-13.0	-35.18	16.00	Vertical	Vertical	N/A
884.231	-33.56	7.03	-13.0	-20.56	360.00	Vertical	Vertical	N/A
2127.200	-51.45	-0.32	-13.0	-38.45	207.00	Vertical	Vertical	Pass
3480.500	-47.14	7.63	-13.0	-34.14	125.00	Vertical	Vertical	Pass
5761.000	-40.15	14.41	-13.0	-27.15	312.00	Vertical	Vertical	Pass
8891.099	-36.26	19.86	-13.0	-23.26	150.00	Vertical	Vertical	Pass

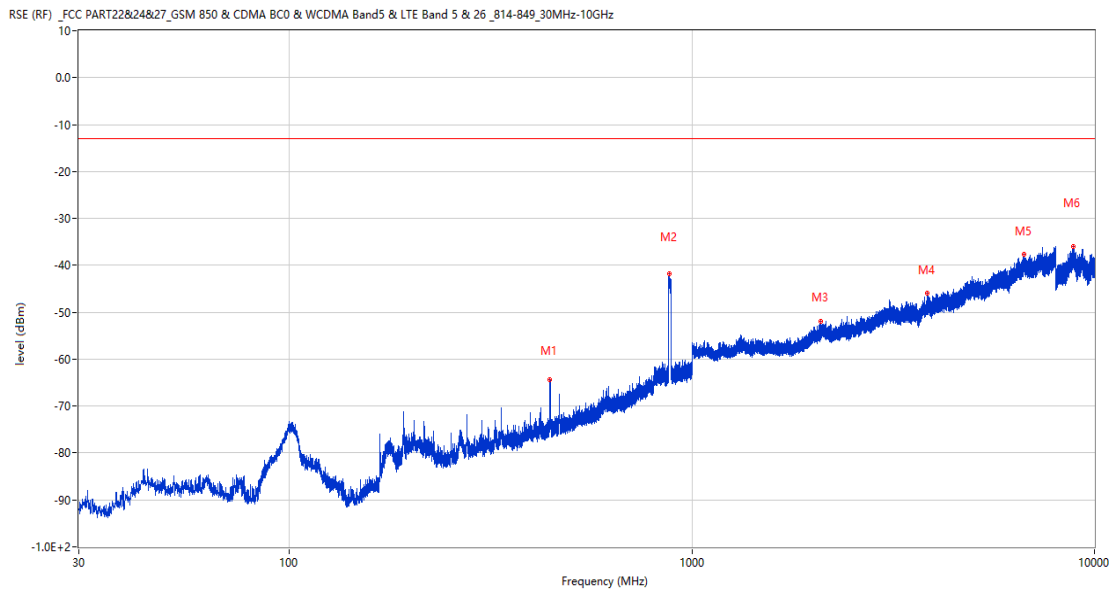
RSE-V&H LTE Band 26 (Part22) BW10 CH26915



Frequency (MHz)	Result (dBm)	Factor (dB)	PK Limit (dBm)	Over Limit (dB)	Table (o)	ANT	EUT	Verdict
832.142	-55.43	7.05	-13.0	-42.43	325.00	Vertical	Horizontal	N/A
880.060	-34.27	6.62	-13.0	-21.27	120.00	Vertical	Horizontal	N/A
1538.700	-54.64	-3.18	-13.0	-41.64	56.00	Vertical	Horizontal	Pass
3239.500	-47.45	6.37	-13.0	-34.45	218.00	Vertical	Horizontal	Pass
6855.000	-37.06	16.48	-13.0	-24.06	93.00	Vertical	Horizontal	Pass
8833.500	-35.03	20.09	-13.0	-22.03	325.00	Vertical	Horizontal	Pass

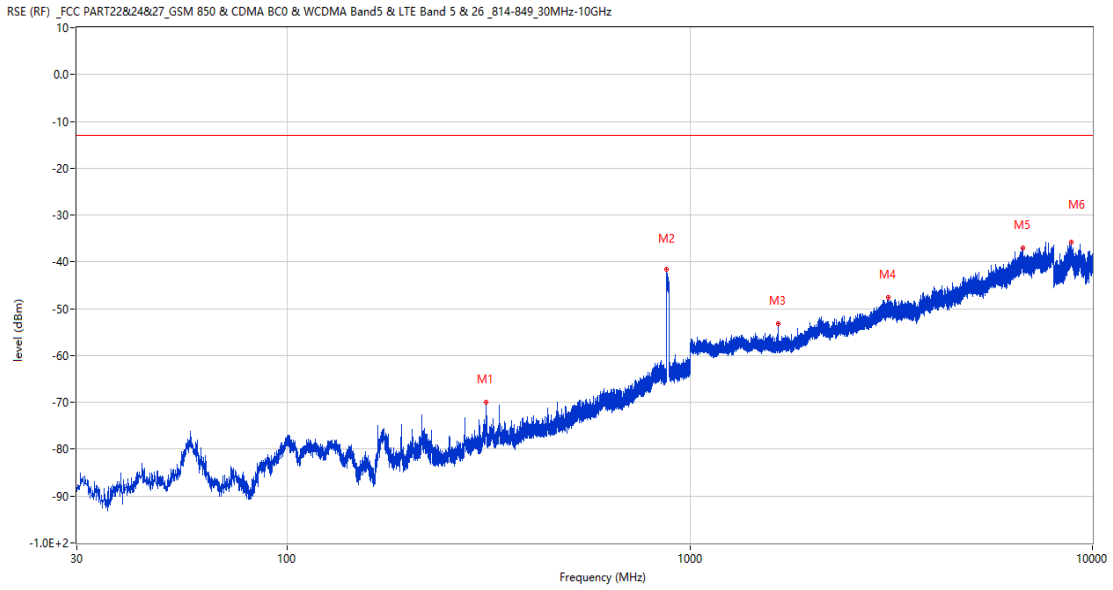
15.5 LTE Band 26 (Part22) BW15, Middle Channel

RSE-H&H LTE Band 26 (Part22) BW15 CH26915



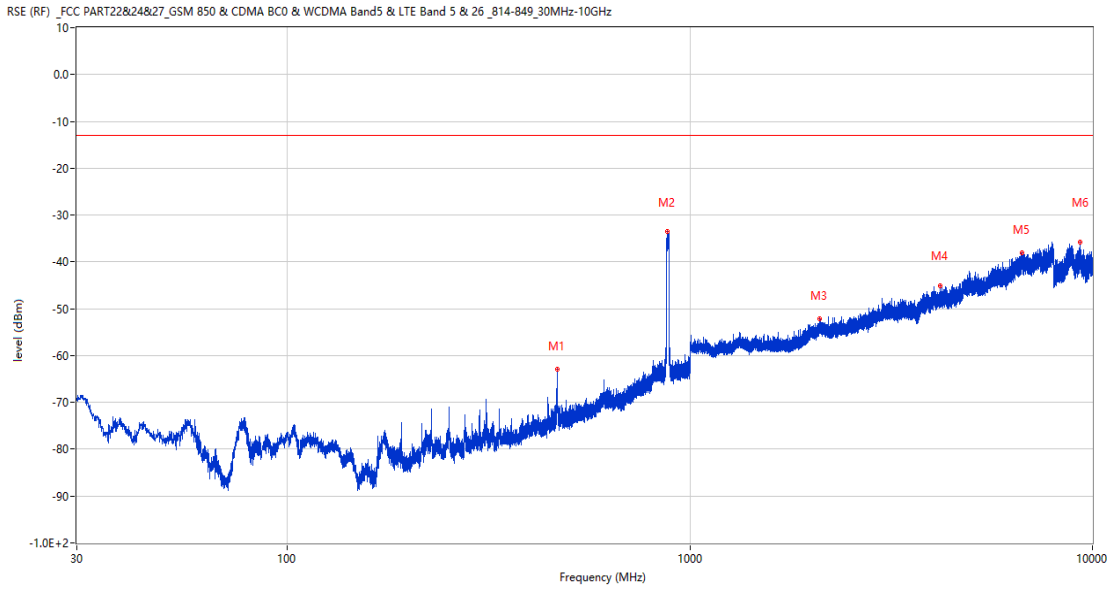
Frequency (MHz)	Result (dBm)	Factor (dB)	PK Limit (dBm)	Over Limit (dB)	Table (o)	ANT	EUT	Verdict
444.384	-64.40	-5.12	-13.0	-51.40	80.00	Horizontal	Horizontal	Pass
880.011	-41.79	6.61	-13.0	-28.79	177.00	Horizontal	Horizontal	N/A
2093.700	-52.01	-0.10	-13.0	-39.01	81.00	Horizontal	Horizontal	Pass
3838.250	-46.03	9.17	-13.0	-33.03	260.00	Horizontal	Horizontal	Pass
6694.000	-37.67	16.99	-13.0	-24.67	361.00	Horizontal	Horizontal	Pass
8844.701	-36.09	20.27	-13.0	-23.09	353.00	Horizontal	Horizontal	Pass

RSE-H&V LTE Band 26 (Part22) BW15 CH26915



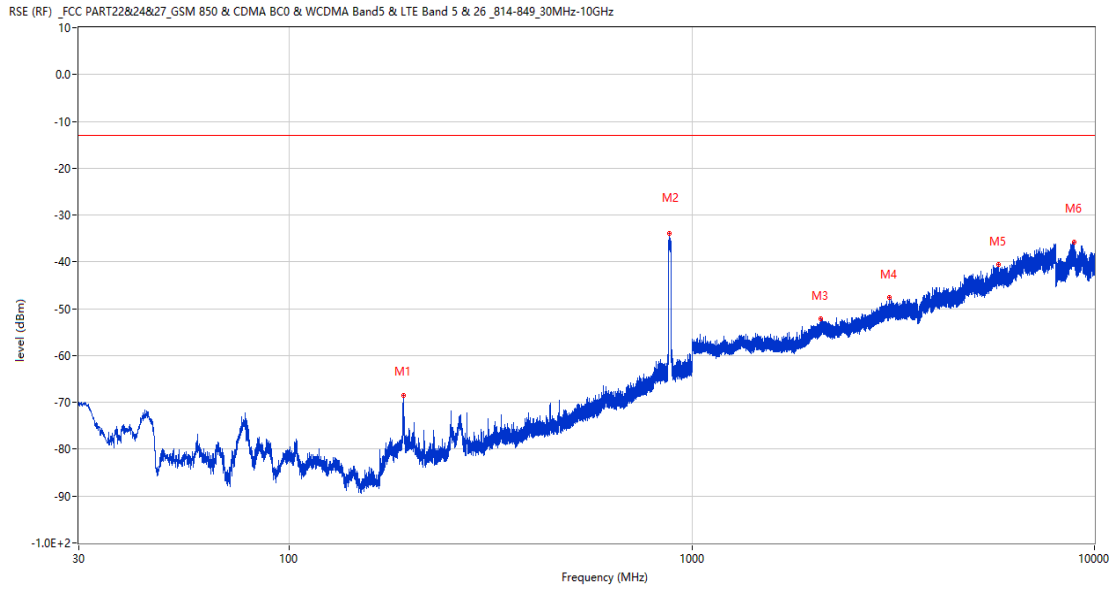
Frequency (MHz)	Result (dBm)	Factor (dB)	PK Limit (dBm)	Over Limit (dB)	Table (o)	ANT	EUT	Verdict
312.076	-69.93	-8.82	-13.0	-56.93	22.00	Horizontal	Vertical	Pass
875.646	-41.63	6.46	-13.0	-28.63	193.00	Horizontal	Vertical	Pass
1659.500	-53.25	-3.74	-13.0	-40.25	159.00	Horizontal	Vertical	Pass
3102.750	-47.69	6.33	-13.0	-34.69	51.00	Horizontal	Vertical	Pass
6704.500	-36.99	16.72	-13.0	-23.99	166.00	Horizontal	Vertical	Pass
8840.300	-35.82	20.20	-13.0	-22.82	0.00	Horizontal	Vertical	Pass

RSE-V&V LTE Band 26 (Part22) BW15 CH26915



Frequency (MHz)	Result (dBm)	Factor (dB)	PK Limit (dBm)	Over Limit (dB)	Table (o)	ANT	EUT	Verdict
468.149	-63.02	-4.72	-13.0	-50.02	304.00	Vertical	Vertical	Pass
878.459	-33.50	6.50	-13.0	-20.50	171.00	Vertical	Vertical	N/A
2101.000	-52.24	0.06	-13.0	-39.24	135.00	Vertical	Vertical	Pass
4191.000	-45.08	10.44	-13.0	-32.08	176.00	Vertical	Vertical	Pass
6687.000	-38.10	17.07	-13.0	-25.10	103.00	Vertical	Vertical	Pass
9314.201	-35.78	19.61	-13.0	-22.78	33.00	Vertical	Vertical	Pass

RSE-V&H LTE Band 26 (Part22) BW15 CH26915

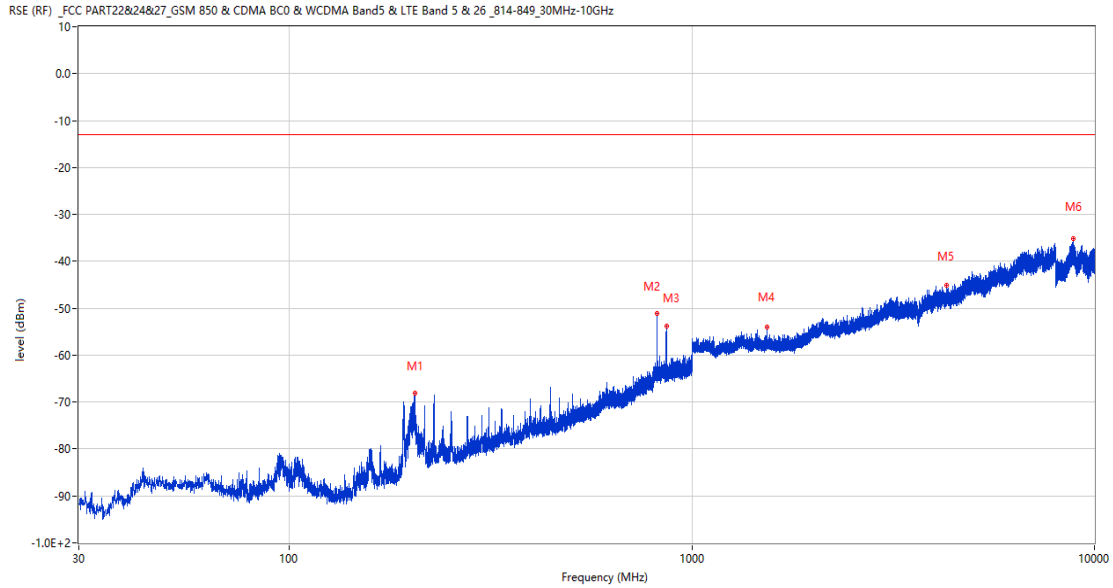


Frequency (MHz)	Result (dBm)	Factor (dB)	PK Limit (dBm)	Over Limit (dB)	Table (o)	ANT	EUT	Verdict
192.136	-68.43	-14.36	-13.0	-55.43	0.00	Vertical	Horizontal	Pass
878.459	-34.01	6.50	-13.0	-21.01	112.00	Vertical	Horizontal	N/A
2089.000	-52.23	-0.11	-13.0	-39.23	20.00	Vertical	Horizontal	Pass
3099.000	-47.63	6.36	-13.0	-34.63	312.00	Vertical	Horizontal	Pass
5779.750	-40.50	14.29	-13.0	-27.50	227.00	Vertical	Horizontal	Pass
8916.000	-35.75	19.65	-13.0	-22.75	298.00	Vertical	Horizontal	Pass

16 LTE Band 26 (Part90)

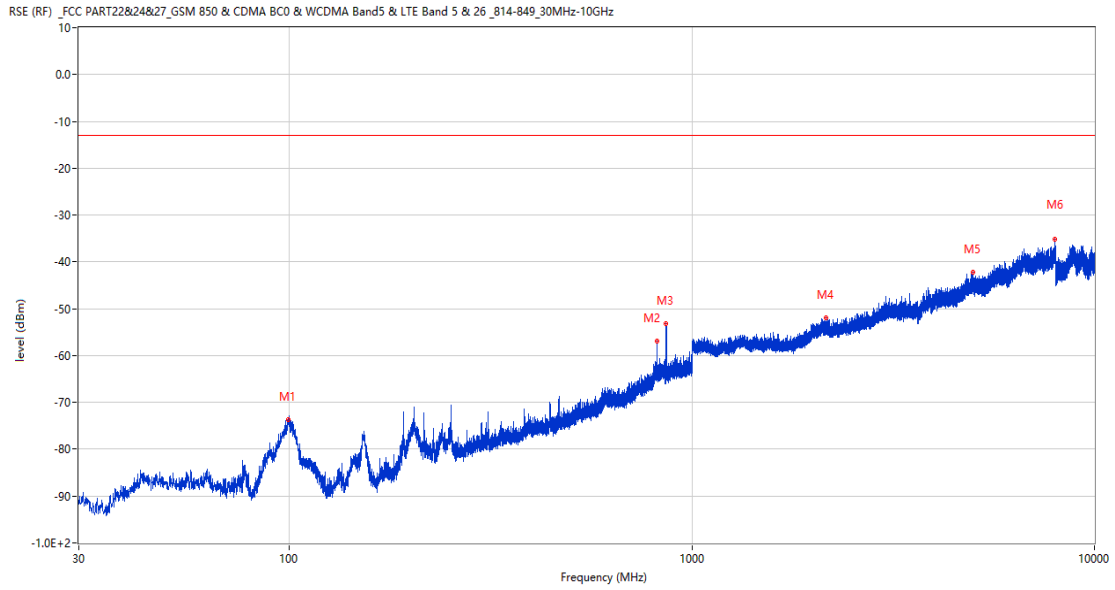
16.1 LTE Band 26 (Part90) BW1.4, Middle Channel

RSE-H&H LTE Band 26 (Part90) BW1.4 CH26740



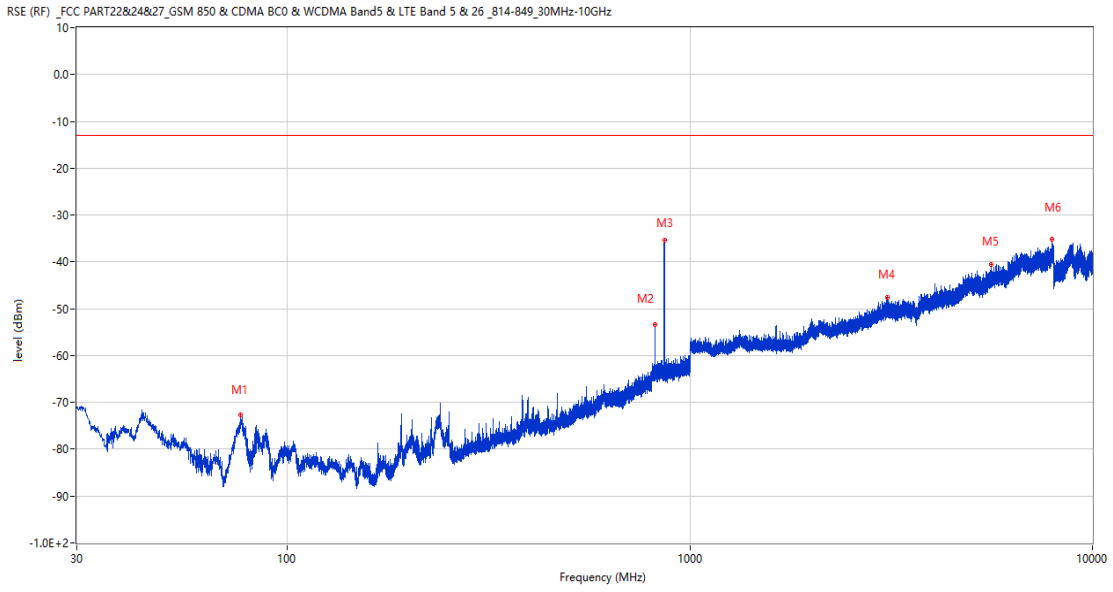
Frequency (MHz)	Result (dBm)	Factor (dB)	PK Limit (dBm)	Over Limit (dB)	Table (o)	ANT	EUT	Verdict
204.794	-68.14	-13.55	-13.0	-55.14	208.00	Horizontal	Horizontal	Pass
818.610	-51.02	6.82	-13.0	-38.02	49.00	Horizontal	Horizontal	N/A
864.346	-53.85	6.27	-13.0	-40.85	118.00	Horizontal	Horizontal	N/A
1538.600	-54.00	-3.18	-13.0	-41.00	189.00	Horizontal	Horizontal	Pass
4298.750	-45.06	10.71	-13.0	-32.06	71.00	Horizontal	Horizontal	Pass
8872.401	-35.14	20.09	-13.0	-22.14	182.00	Horizontal	Horizontal	Pass

RSE-H&V LTE Band 26 (Part90) BW1.4 CH26740



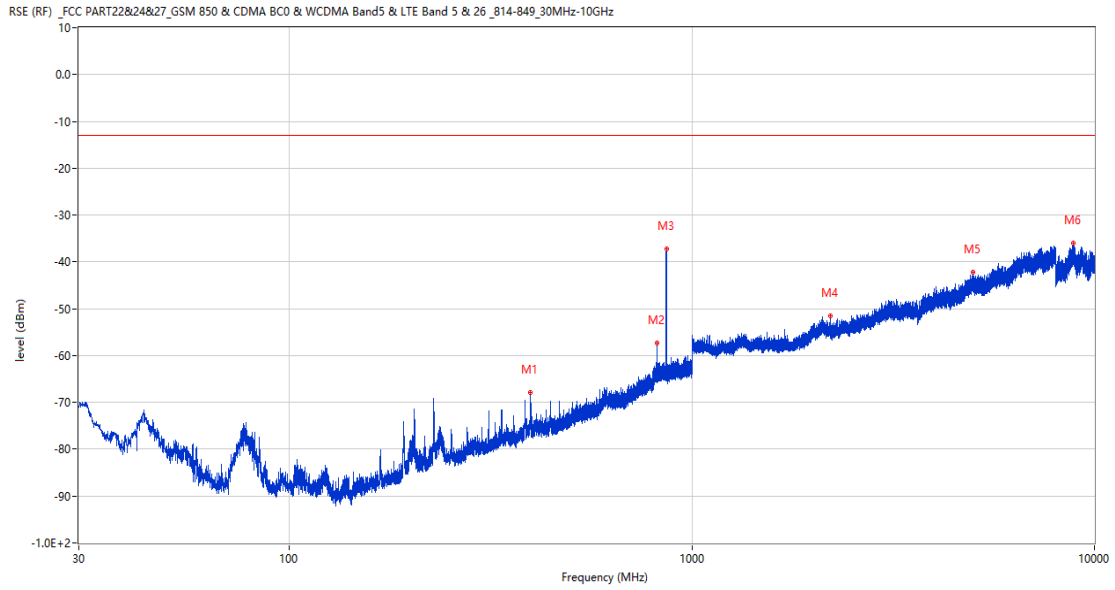
Frequency (MHz)	Result (dBm)	Factor (dB)	PK Limit (dBm)	Over Limit (dB)	Table (o)	ANT	EUT	Verdict
99.646	-73.65	-17.15	-13.0	-60.65	360.00	Horizontal	Vertical	Pass
818.610	-57.34	6.82	-13.0	-44.34	207.00	Horizontal	Vertical	N/A
863.618	-53.20	6.21	-13.0	-40.20	105.00	Horizontal	Vertical	N/A
2154.800	-51.91	-0.15	-13.0	-38.91	312.00	Horizontal	Vertical	Pass
4996.500	-42.10	12.89	-13.0	-29.10	31.00	Horizontal	Vertical	Pass
7965.750	-35.08	18.05	-13.0	-22.08	353.00	Horizontal	Vertical	Pass

RSE-V&V LTE Band 26 (Part90) BW1.4 CH26740



Frequency (MHz)	Result (dBm)	Factor (dB)	PK Limit (dBm)	Over Limit (dB)	Table (o)	ANT	EUT	Verdict
76.608	-72.68	-19.33	-13.0	-59.68	141.00	Vertical	Vertical	Pass
818.610	-53.41	6.82	-13.0	-40.41	76.00	Vertical	Vertical	N/A
864.248	-35.42	6.26	-13.0	-22.42	125.00	Vertical	Vertical	N/A
3099.250	-47.65	6.34	-13.0	-34.65	270.00	Vertical	Vertical	Pass
5607.000	-40.49	13.82	-13.0	-27.49	113.00	Vertical	Vertical	Pass
7948.500	-35.11	18.71	-13.0	-22.11	322.00	Vertical	Vertical	Pass

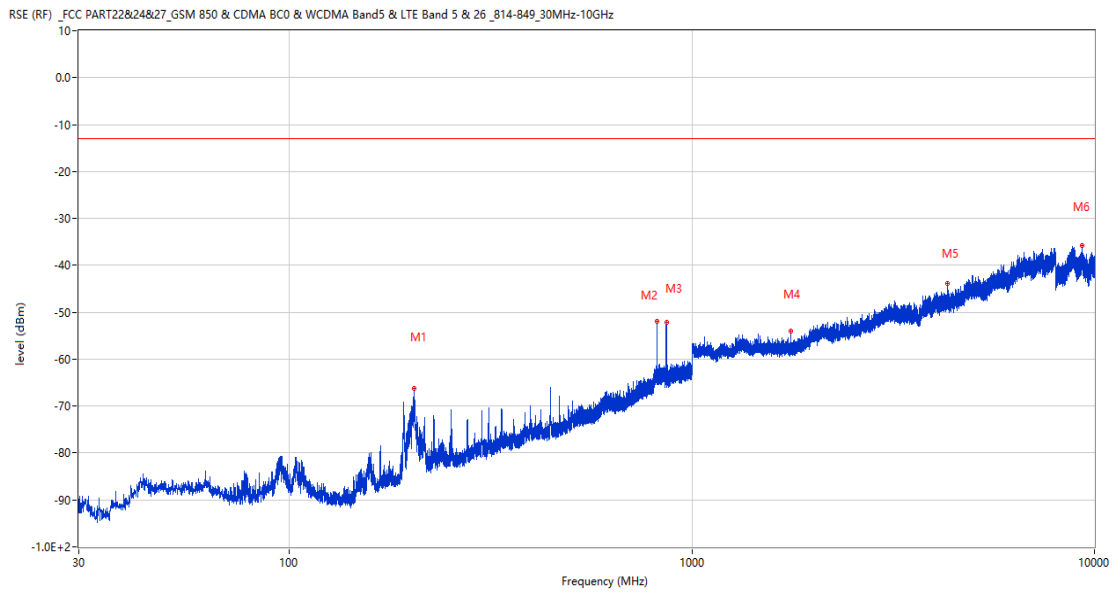
RSE-V&H LTE Band 26 (Part90) BW1.4 CH26740



Frequency (MHz)	Result (dBm)	Factor (dB)	PK Limit (dBm)	Over Limit (dB)	Table (o)	ANT	EUT	Verdict
397.388	-67.86	-5.67	-13.0	-54.86	179.00	Vertical	Horizontal	Pass
818.610	-57.32	6.82	-13.0	-44.32	24.00	Vertical	Horizontal	N/A
864.151	-37.19	6.25	-13.0	-24.19	151.00	Vertical	Horizontal	N/A
2208.700	-51.57	-0.63	-13.0	-38.57	234.00	Vertical	Horizontal	Pass
4980.250	-42.30	13.32	-13.0	-29.30	0.00	Vertical	Horizontal	Pass
8844.200	-36.03	20.26	-13.0	-23.03	325.00	Vertical	Horizontal	Pass

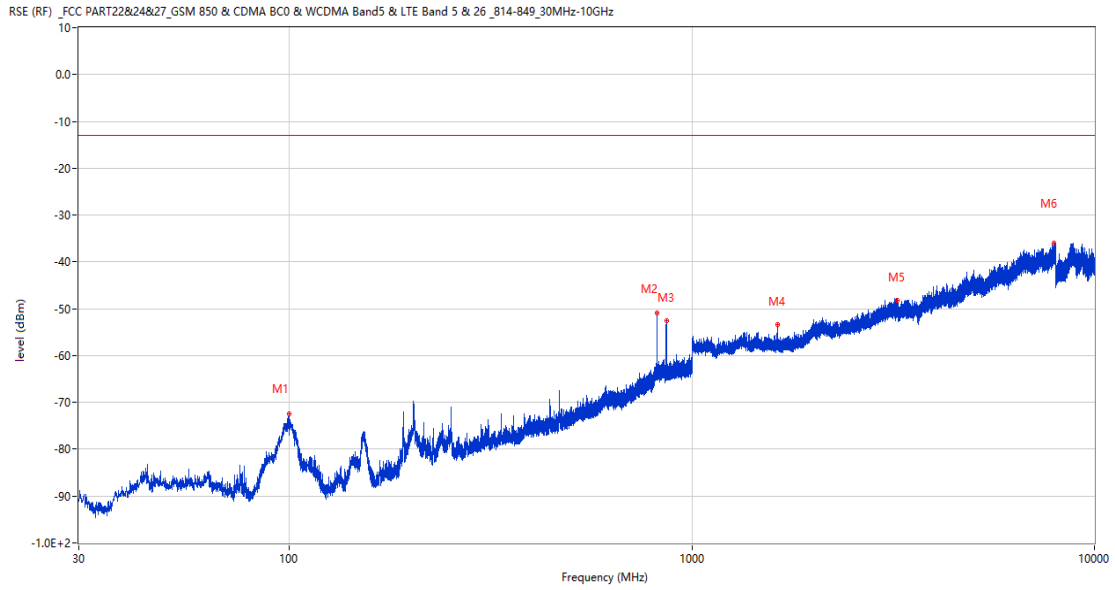
16.2 LTE Band 26 (Part90) BW3, Middle Channel

RSE-H&H LTE Band 26 (Part90) BW3 CH26740



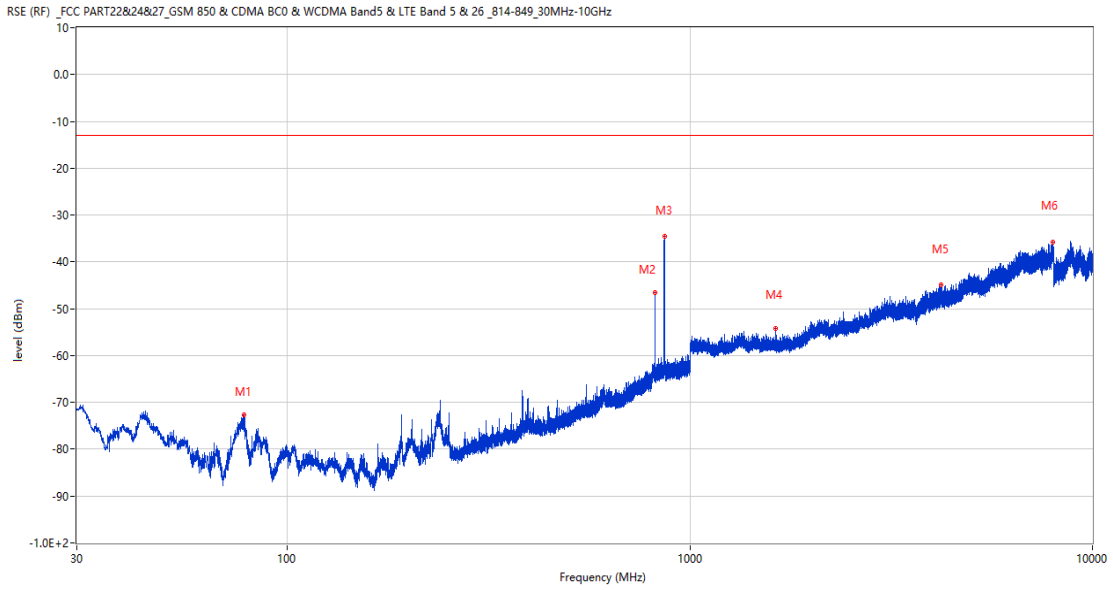
Frequency (MHz)	Result (dBm)	Factor (dB)	PK Limit (dBm)	Over Limit (dB)	Table (o)	ANT	EUT	Verdict
204.600	-66.14	-13.56	-13.0	-53.14	22.00	Horizontal	Horizontal	Pass
817.688	-51.98	6.82	-13.0	-38.98	55.00	Horizontal	Horizontal	N/A
864.442	-52.13	6.28	-13.0	-39.13	120.00	Horizontal	Horizontal	N/A
1764.500	-53.98	-3.66	-13.0	-40.98	360.00	Horizontal	Horizontal	Pass
4304.250	-43.79	10.78	-13.0	-30.79	8.00	Horizontal	Horizontal	Pass
9296.600	-35.85	19.71	-13.0	-22.85	268.00	Horizontal	Horizontal	Pass

RSE-H&V LTE Band 26 (Part90) BW3 CH26740



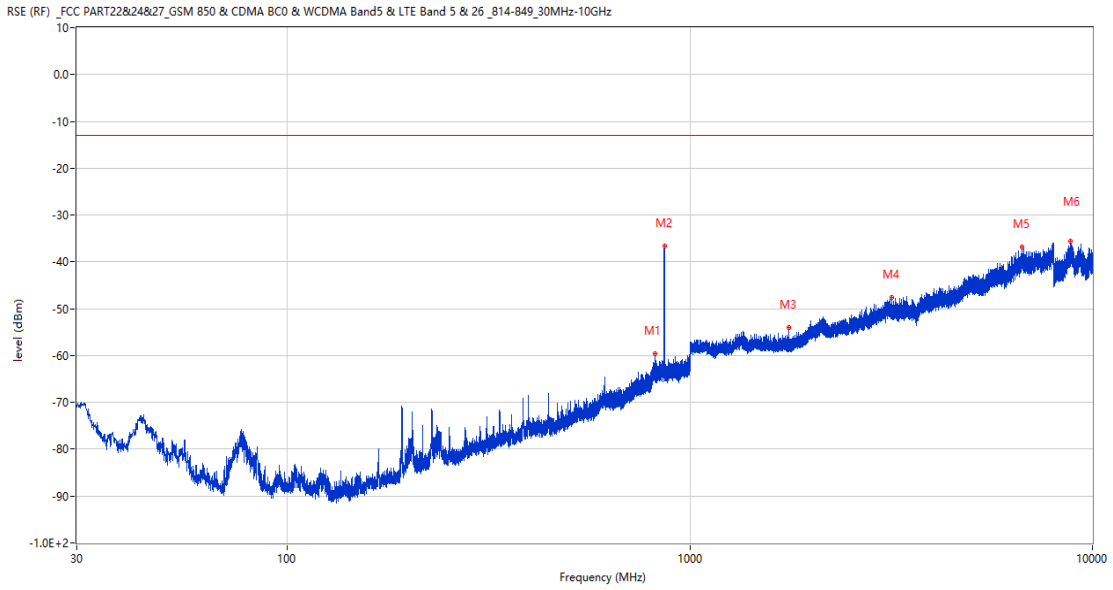
Frequency (MHz)	Result (dBm)	Factor (dB)	PK Limit (dBm)	Over Limit (dB)	Table (o)	ANT	EUT	Verdict
99.695	-72.52	-17.15	-13.0	-59.52	18.00	Horizontal	Vertical	Pass
817.688	-50.96	6.82	-13.0	-37.96	205.00	Horizontal	Vertical	N/A
864.927	-52.53	6.22	-13.0	-39.53	107.00	Horizontal	Vertical	N/A
1635.700	-53.39	-3.79	-13.0	-40.39	100.00	Horizontal	Vertical	Pass
3240.000	-48.28	6.41	-13.0	-35.28	249.00	Horizontal	Vertical	Pass
7937.250	-36.04	18.96	-13.0	-23.04	361.00	Horizontal	Vertical	Pass

RSE-V&V LTE Band 26 (Part90) BW3 CH26740



Frequency (MHz)	Result (dBm)	Factor (dB)	PK Limit (dBm)	Over Limit (dB)	Table (o)	ANT	EUT	Verdict
78.063	-72.72	-19.47	-13.0	-59.72	149.00	Vertical	Vertical	Pass
817.688	-46.46	6.82	-13.0	-33.46	93.00	Vertical	Vertical	N/A
864.540	-34.55	6.29	-13.0	-21.55	89.00	Vertical	Vertical	N/A
1635.200	-54.25	-3.82	-13.0	-41.25	239.00	Vertical	Vertical	Pass
4200.500	-44.92	11.12	-13.0	-31.92	361.00	Vertical	Vertical	Pass
7975.000	-35.88	18.13	-13.0	-22.88	175.00	Vertical	Vertical	Pass

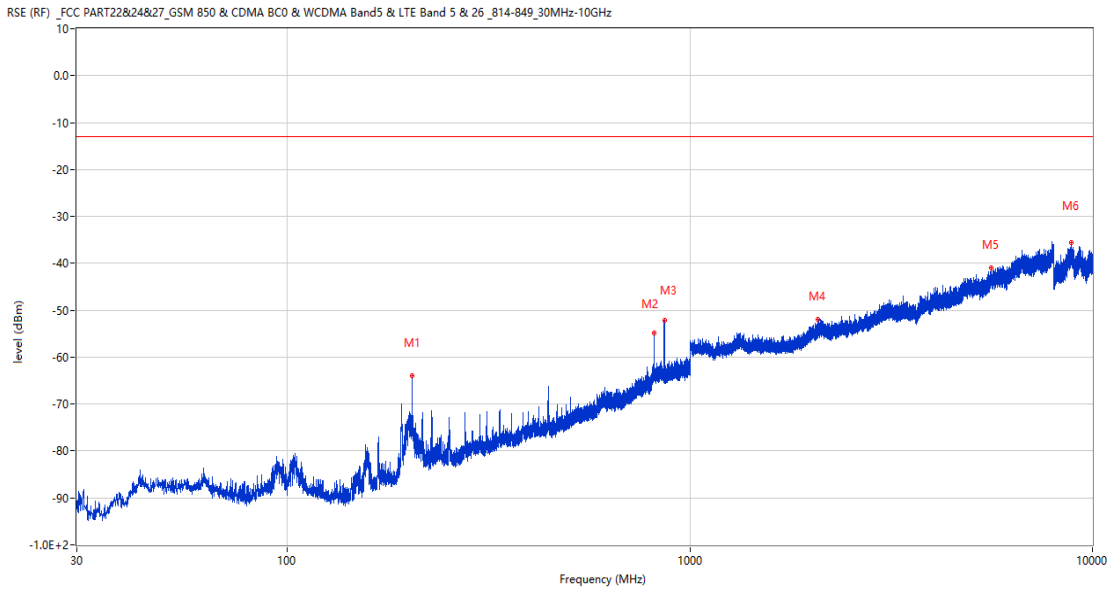
RSE-V&H LTE Band 26 (Part90) BW3 CH26740



Frequency (MHz)	Result (dBm)	Factor (dB)	PK Limit (dBm)	Over Limit (dB)	Table (o)	ANT	EUT	Verdict
817.688	-59.64	6.82	-13.0	-46.64	360.00	Vertical	Horizontal	N/A
864.636	-36.70	6.28	-13.0	-23.70	360.00	Vertical	Horizontal	N/A
1764.800	-54.04	-3.66	-13.0	-41.04	57.00	Vertical	Horizontal	Pass
3177.500	-47.54	7.38	-13.0	-34.54	0.00	Vertical	Horizontal	Pass
6696.500	-36.82	16.96	-13.0	-23.82	9.00	Vertical	Horizontal	Pass
8834.600	-35.65	20.11	-13.0	-22.65	281.00	Vertical	Horizontal	Pass

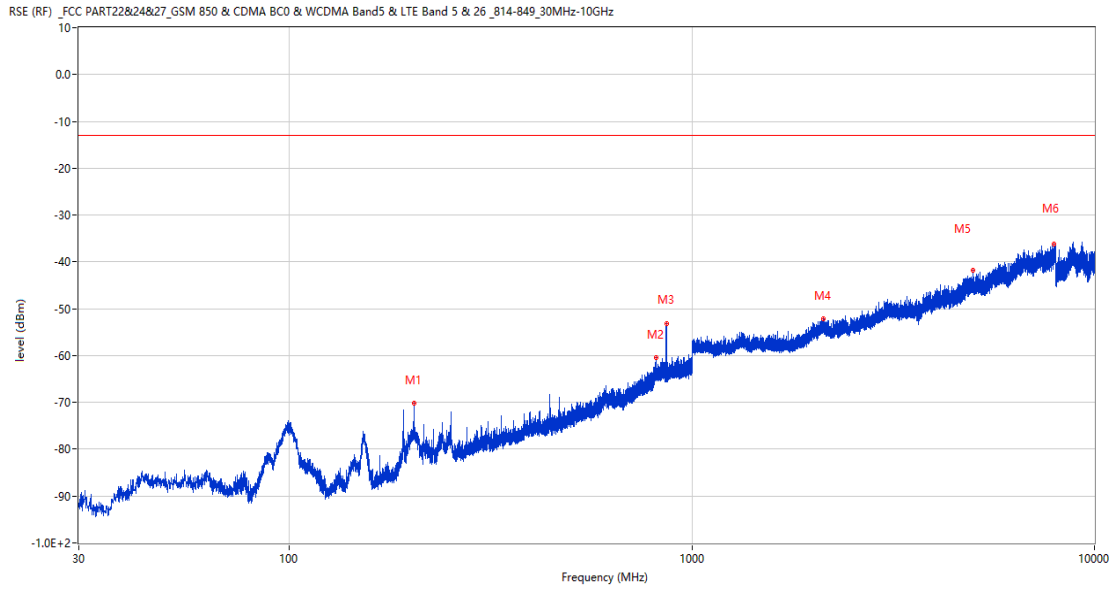
16.3 LTE Band 26 (Part90) BW5, Middle Channel

RSE-H&H LTE Band 26 (Part90) BW5 CH26740



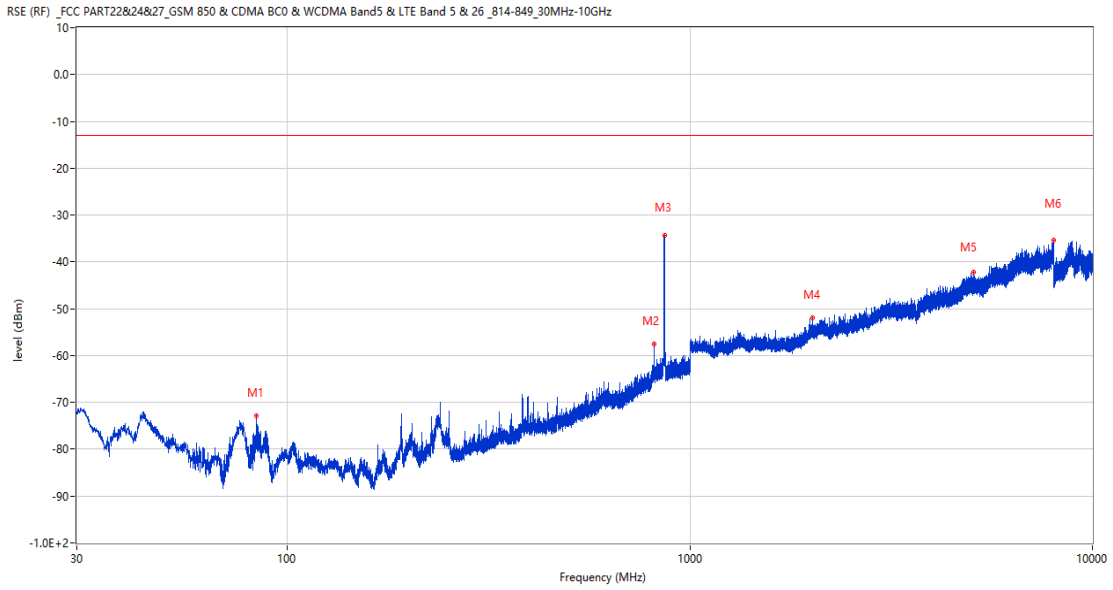
Frequency (MHz)	Result (dBm)	Factor (dB)	PK Limit (dBm)	Over Limit (dB)	Table (o)	ANT	EUT	Verdict
204.503	-64.03	-13.57	-13.0	-51.03	0.00	Horizontal	Horizontal	Pass
816.912	-54.85	6.81	-13.0	-41.85	302.00	Horizontal	Horizontal	N/A
865.946	-52.16	6.21	-13.0	-39.16	118.00	Horizontal	Horizontal	N/A
2081.500	-52.03	0.15	-13.0	-39.03	178.00	Horizontal	Horizontal	Pass
5594.750	-40.88	13.64	-13.0	-27.88	291.00	Horizontal	Horizontal	Pass
8851.100	-35.55	20.35	-13.0	-22.55	125.00	Horizontal	Horizontal	Pass

RSE-H&V LTE Band 26 (Part90) BW5 CH26740



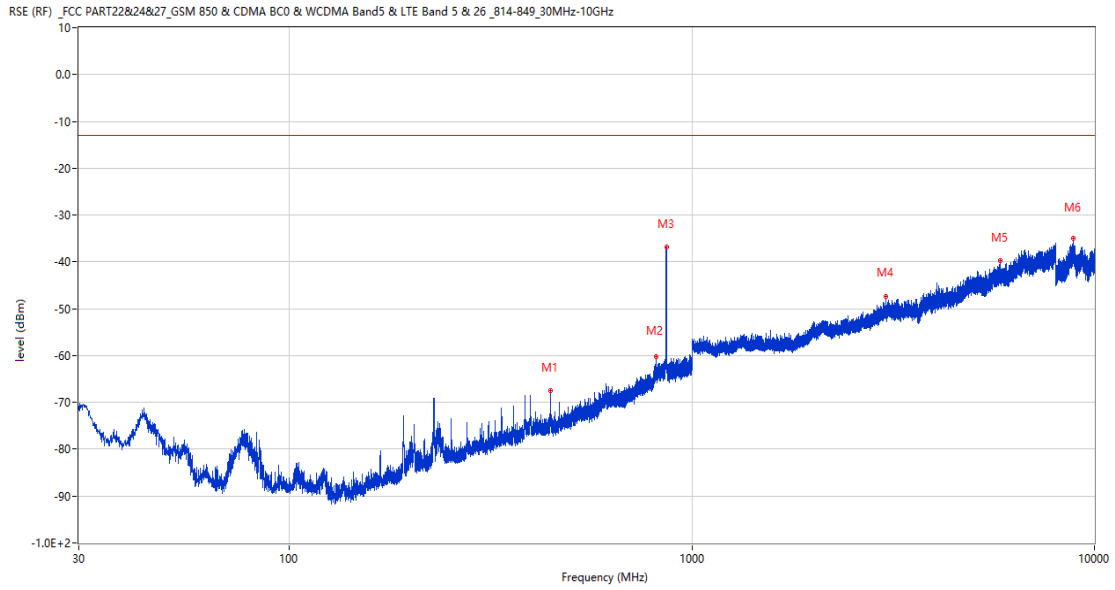
Frequency (MHz)	Result (dBm)	Factor (dB)	PK Limit (dBm)	Over Limit (dB)	Table (o)	ANT	EUT	Verdict
203.970	-70.16	-13.59	-13.0	-57.16	185.00	Horizontal	Vertical	Pass
816.815	-60.44	6.81	-13.0	-47.44	192.00	Horizontal	Vertical	N/A
865.267	-53.24	6.16	-13.0	-40.24	192.00	Horizontal	Vertical	N/A
2118.500	-52.12	-0.04	-13.0	-39.12	62.00	Horizontal	Vertical	Pass
4986.750	-41.89	13.26	-13.0	-28.89	38.00	Horizontal	Vertical	Pass
7924.500	-36.22	18.35	-13.0	-23.22	28.00	Horizontal	Vertical	Pass

RSE-V&V LTE Band 26 (Part90) BW5 CH26740



Frequency (MHz)	Result (dBm)	Factor (dB)	PK Limit (dBm)	Over Limit (dB)	Table (o)	ANT	EUT	Verdict
83.932	-72.90	-18.63	-13.0	-59.90	360.00	Vertical	Vertical	Pass
816.864	-57.48	6.81	-13.0	-44.48	75.00	Vertical	Vertical	N/A
865.994	-34.38	6.21	-13.0	-21.38	87.00	Vertical	Vertical	N/A
2013.600	-51.95	-0.81	-13.0	-38.95	360.00	Vertical	Vertical	Pass
5068.500	-42.20	12.08	-13.0	-29.20	291.00	Vertical	Vertical	Pass
7998.750	-35.32	18.91	-13.0	-22.32	344.00	Vertical	Vertical	Pass

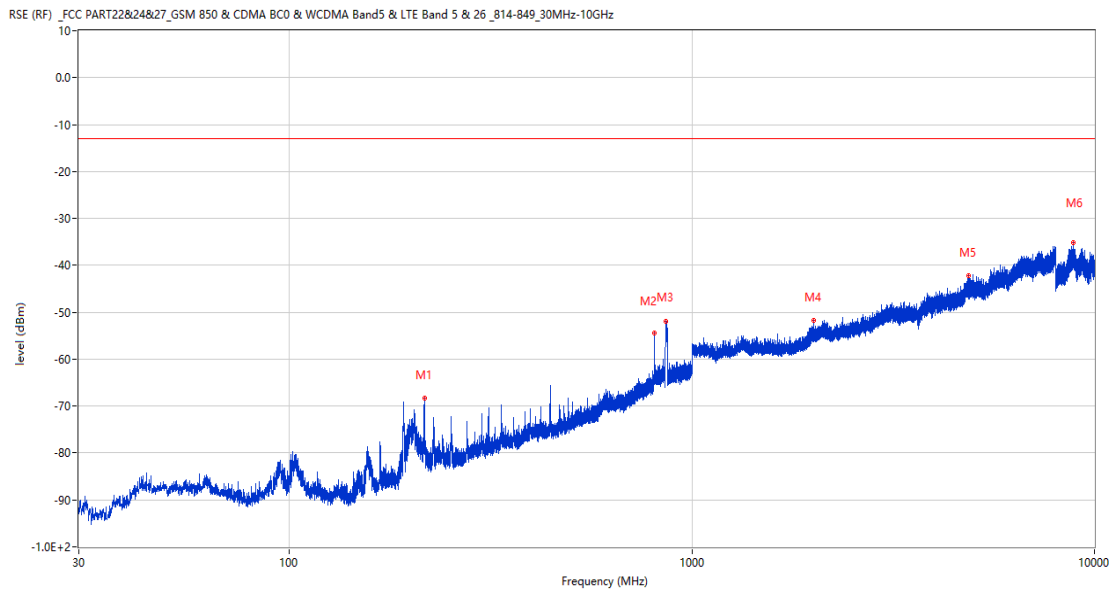
RSE-V&H LTE Band 26 (Part90) BW5 CH26740



Frequency (MHz)	Result (dBm)	Factor (dB)	PK Limit (dBm)	Over Limit (dB)	Table (o)	ANT	EUT	Verdict
445.209	-67.53	-5.02	-13.0	-54.53	313.00	Vertical	Horizontal	Pass
816.961	-60.17	6.81	-13.0	-47.17	358.00	Vertical	Horizontal	N/A
865.994	-36.86	6.21	-13.0	-23.86	360.00	Vertical	Horizontal	N/A
3038.000	-47.48	6.90	-13.0	-34.48	145.00	Vertical	Horizontal	Pass
5829.750	-39.75	14.88	-13.0	-26.75	361.00	Vertical	Horizontal	Pass
8879.400	-34.93	20.00	-13.0	-21.93	67.00	Vertical	Horizontal	Pass

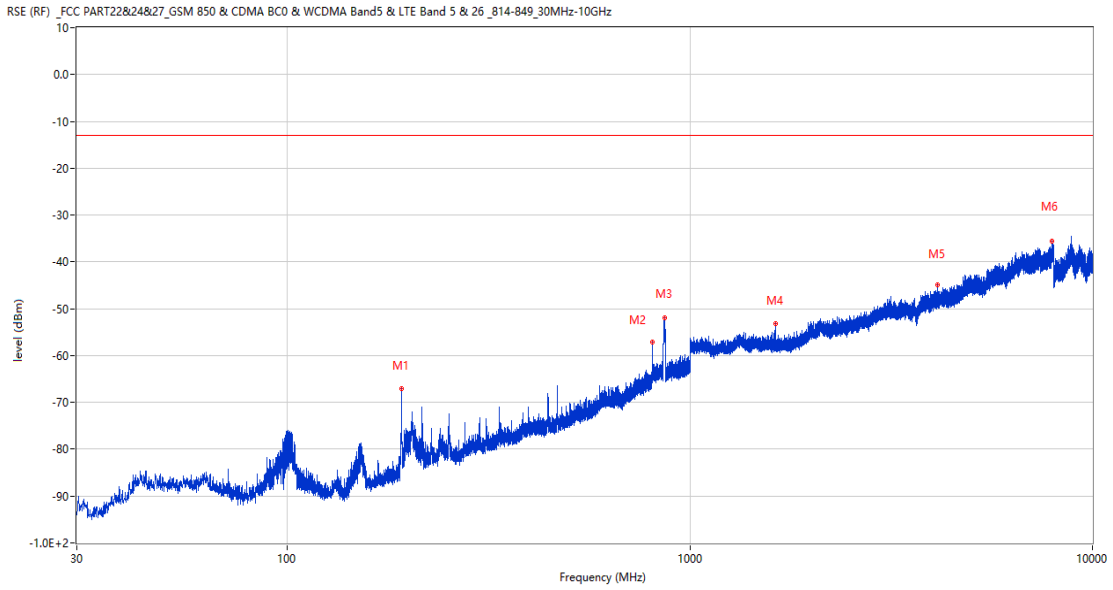
16.4 LTE Band 26 (Part90) BW10, Middle Channel

RSE-H&H LTE Band 26 (Part90) BW10 CH26740



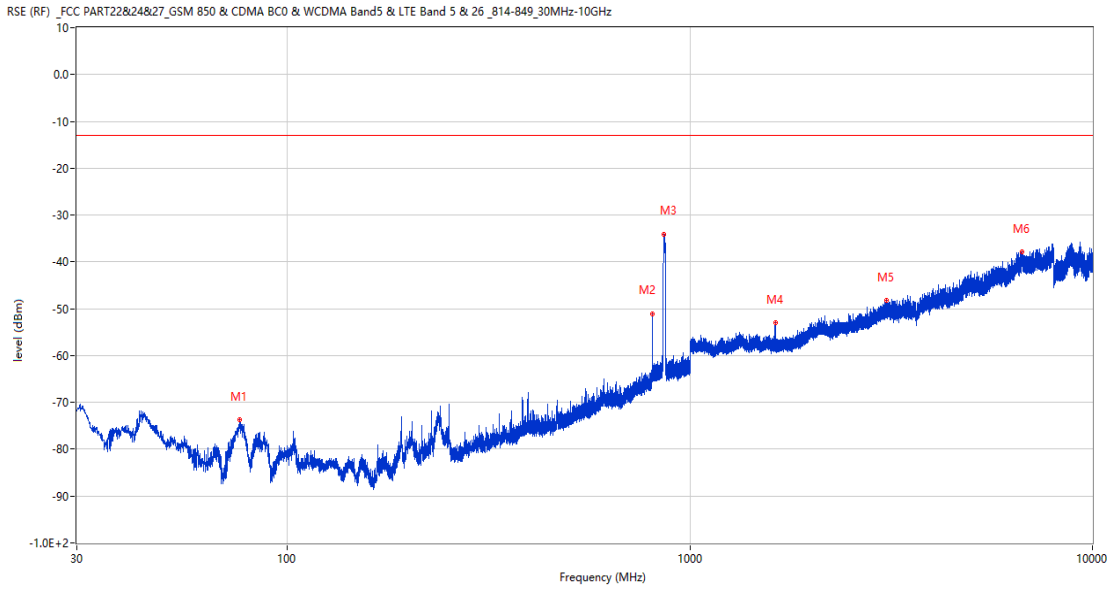
Frequency (MHz)	Result (dBm)	Factor (dB)	PK Limit (dBm)	Over Limit (dB)	Table (o)	ANT	EUT	Verdict
216.434	-68.27	-13.04	-13.0	-55.27	221.00	Horizontal	Horizontal	Pass
808.328	-54.50	6.64	-13.0	-41.50	307.00	Horizontal	Horizontal	N/A
859.981	-51.85	6.19	-13.0	-38.85	119.00	Horizontal	Horizontal	N/A
2009.400	-51.68	-1.03	-13.0	-38.68	88.00	Horizontal	Horizontal	Pass
4867.250	-42.17	12.36	-13.0	-29.17	51.00	Horizontal	Horizontal	Pass
8857.700	-35.25	20.27	-13.0	-22.25	340.00	Horizontal	Horizontal	Pass

RSE-H&V LTE Band 26 (Part90) BW10 CH26740



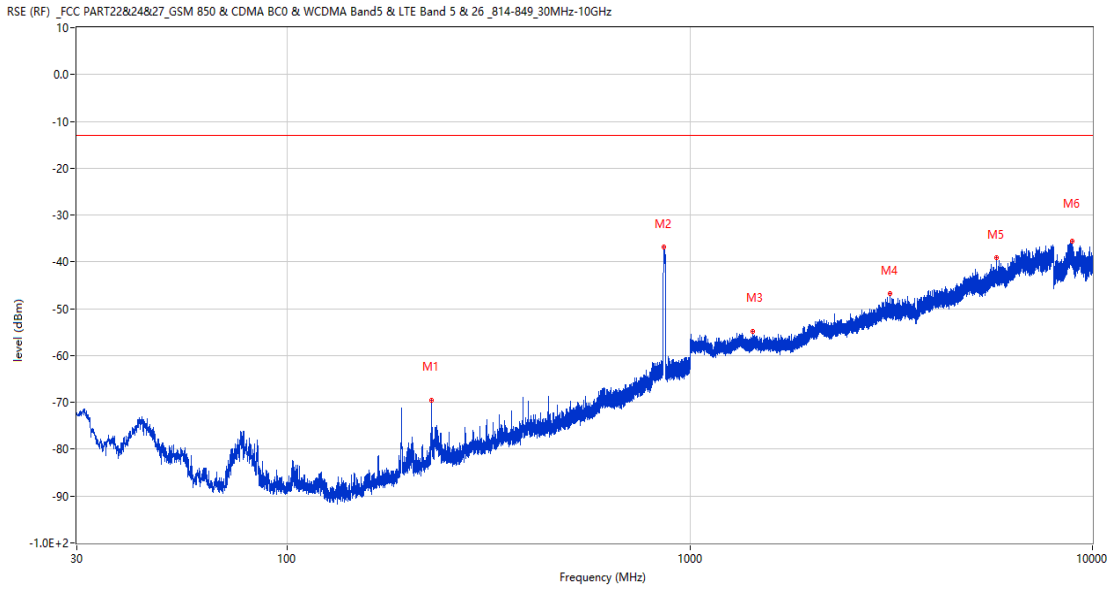
Frequency (MHz)	Result (dBm)	Factor (dB)	PK Limit (dBm)	Over Limit (dB)	Table (o)	ANT	EUT	Verdict
192.281	-67.01	-14.33	-13.0	-54.01	172.00	Horizontal	Vertical	Pass
808.279	-57.11	6.59	-13.0	-44.11	144.00	Horizontal	Vertical	N/A
864.685	-51.86	6.27	-13.0	-38.86	107.00	Horizontal	Vertical	N/A
1629.300	-53.14	-3.86	-13.0	-40.14	307.00	Horizontal	Vertical	Pass
4120.000	-44.97	9.61	-13.0	-31.97	353.00	Horizontal	Vertical	Pass
7929.000	-35.55	18.59	-13.0	-22.55	154.00	Horizontal	Vertical	Pass

RSE-V&V LTE Band 26 (Part90) BW10 CH26740



Frequency (MHz)	Result (dBm)	Factor (dB)	PK Limit (dBm)	Over Limit (dB)	Table (o)	ANT	EUT	Verdict
76.075	-73.64	-19.32	-13.0	-60.64	116.00	Vertical	Vertical	Pass
807.746	-51.03	5.99	-13.0	-38.03	132.00	Vertical	Vertical	N/A
861.581	-34.15	6.27	-13.0	-21.15	99.00	Vertical	Vertical	N/A
1629.200	-53.06	-3.85	-13.0	-40.06	179.00	Vertical	Vertical	Pass
3083.750	-48.27	7.00	-13.0	-35.27	360.00	Vertical	Vertical	Pass
6668.250	-37.94	16.57	-13.0	-24.94	207.00	Vertical	Vertical	Pass

RSE-V&H LTE Band 26 (Part90) BW10 CH26740

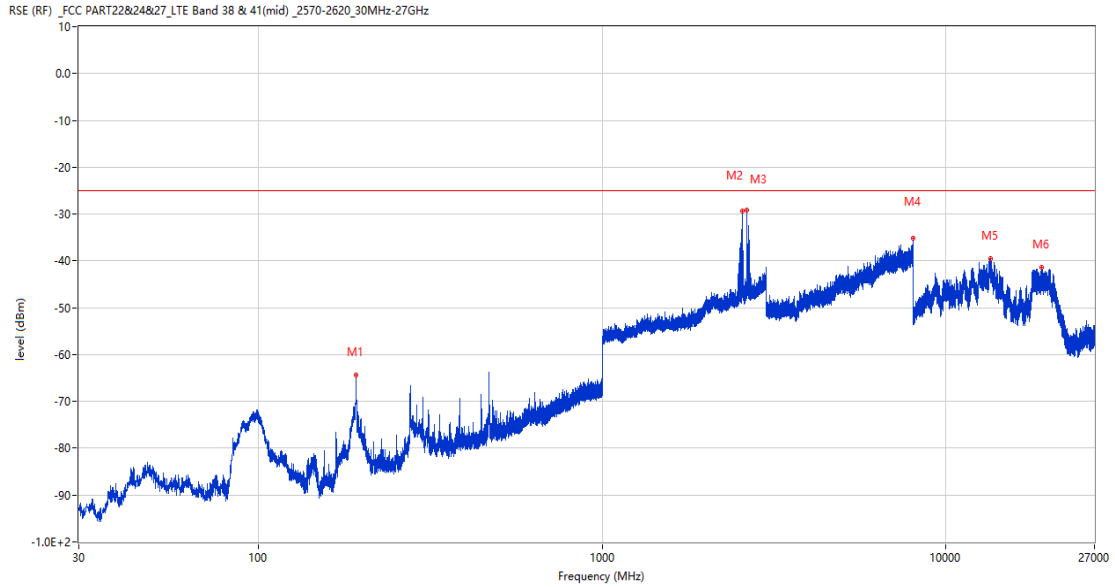


Frequency (MHz)	Result (dBm)	Factor (dB)	PK Limit (dBm)	Over Limit (dB)	Table (o)	ANT	EUT	Verdict
228.510	-69.57	-11.68	-13.0	-56.57	100.00	Vertical	Horizontal	Pass
861.969	-36.92	6.26	-13.0	-23.92	104.00	Vertical	Horizontal	N/A
1435.000	-54.91	-3.06	-13.0	-41.91	-1.00	Vertical	Horizontal	Pass
3135.500	-46.84	6.94	-13.0	-33.84	195.00	Vertical	Horizontal	Pass
5767.750	-39.03	14.38	-13.0	-26.03	259.00	Vertical	Horizontal	Pass
8894.701	-35.54	19.81	-13.0	-22.54	196.00	Vertical	Horizontal	Pass

17 LTE Band 38

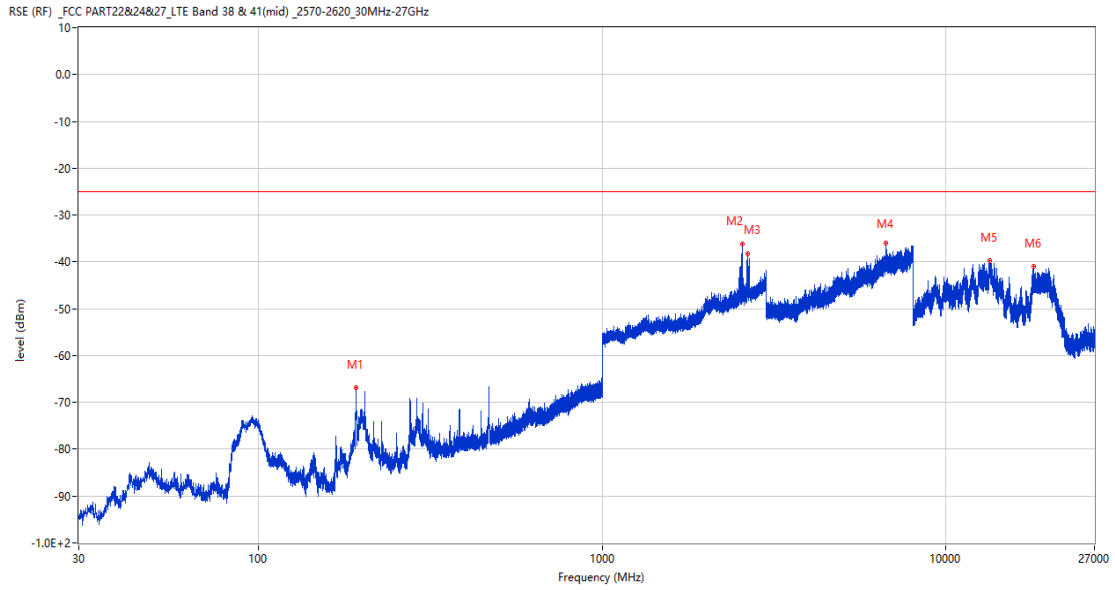
17.1 LTE Band 38 BW5, Middle Channel

RSE-H&H LTE Band 38 BW5 CH38000



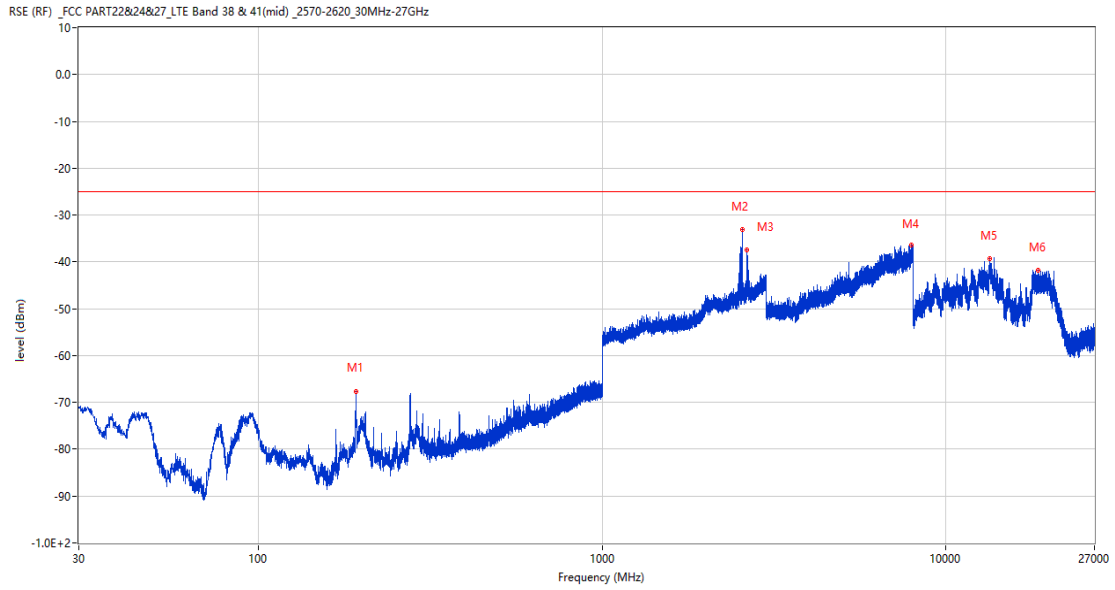
Frequency (MHz)	Result (dBm)	Factor (dB)	PK Limit (dBm)	Over Limit (dB)	Table (o)	ANT	EUT	Verdict
192.136	-64.44	-16.41	-25.0	-39.44	27.00	Horizontal	Horizontal	Pass
2562.000	-29.33	8.27	-25.0	-4.33	159.00	Horizontal	Horizontal	N/A
2629.500	-29.11	9.01	-25.0	-4.11	189.00	Horizontal	Horizontal	N/A
8000.000	-35.22	19.04	-25.0	-10.22	52.00	Horizontal	Horizontal	Pass
13440.900	-39.60	16.11	-25.0	-14.60	131.00	Horizontal	Horizontal	Pass
18951.301	-41.34	12.90	-25.0	-16.34	39.00	Horizontal	Horizontal	Pass

RSE-H&V LTE Band 38 BW5 CH38000



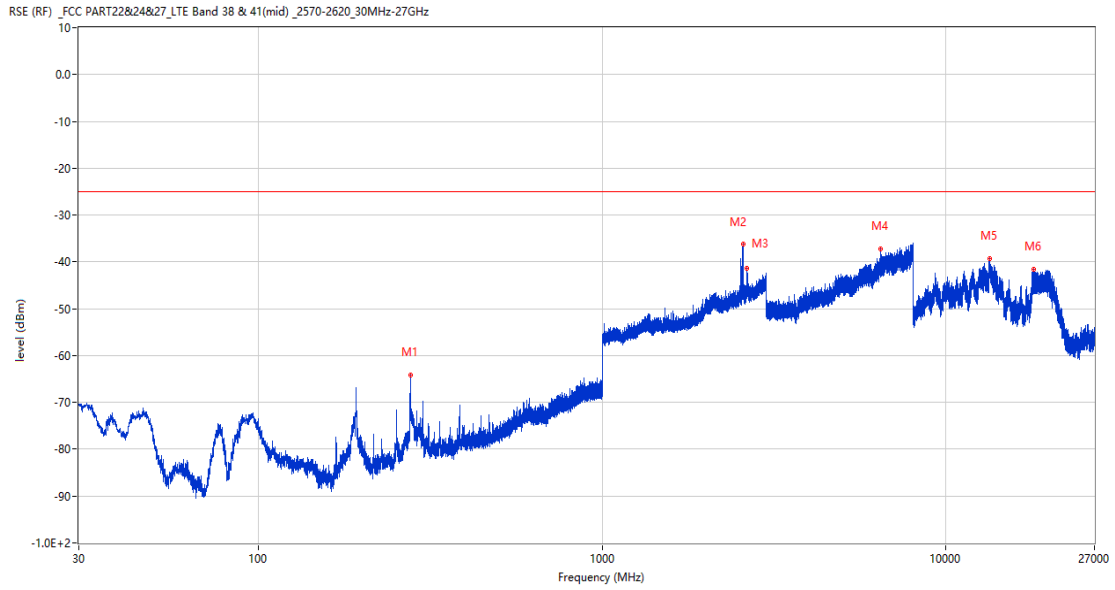
Frequency (MHz)	Result (dBm)	Factor (dB)	PK Limit (dBm)	Over Limit (dB)	Table (o)	ANT	EUT	Verdict
192.038	-66.80	-16.43	-25.0	-41.80	158.00	Horizontal	Vertical	Pass
2559.100	-36.10	8.24	-25.0	-11.10	142.00	Horizontal	Vertical	N/A
2650.100	-38.29	8.93	-25.0	-13.29	179.00	Horizontal	Vertical	N/A
6692.500	-36.07	16.98	-25.0	-11.07	208.00	Horizontal	Vertical	Pass
13354.537	-39.63	16.58	-25.0	-14.63	276.00	Horizontal	Vertical	Pass
17950.650	-41.02	14.07	-25.0	-16.02	334.00	Horizontal	Vertical	Pass

RSE-V&V LTE Band 38 BW5 CH38000



Frequency (MHz)	Result (dBm)	Factor (dB)	PK Limit (dBm)	Over Limit (dB)	Table (o)	ANT	EUT	Verdict
192.087	-67.59	-16.42	-25.0	-42.59	4.00	Vertical	Vertical	Pass
2554.600	-33.09	8.29	-25.0	-8.09	135.00	Vertical	Vertical	N/A
2631.800	-37.35	9.03	-25.0	-12.35	117.00	Vertical	Vertical	N/A
7946.000	-36.48	18.77	-25.0	-11.48	20.00	Vertical	Vertical	Pass
13358.737	-39.22	16.62	-25.0	-14.22	335.00	Vertical	Vertical	Pass
18518.401	-41.72	12.88	-25.0	-16.72	305.00	Vertical	Vertical	Pass

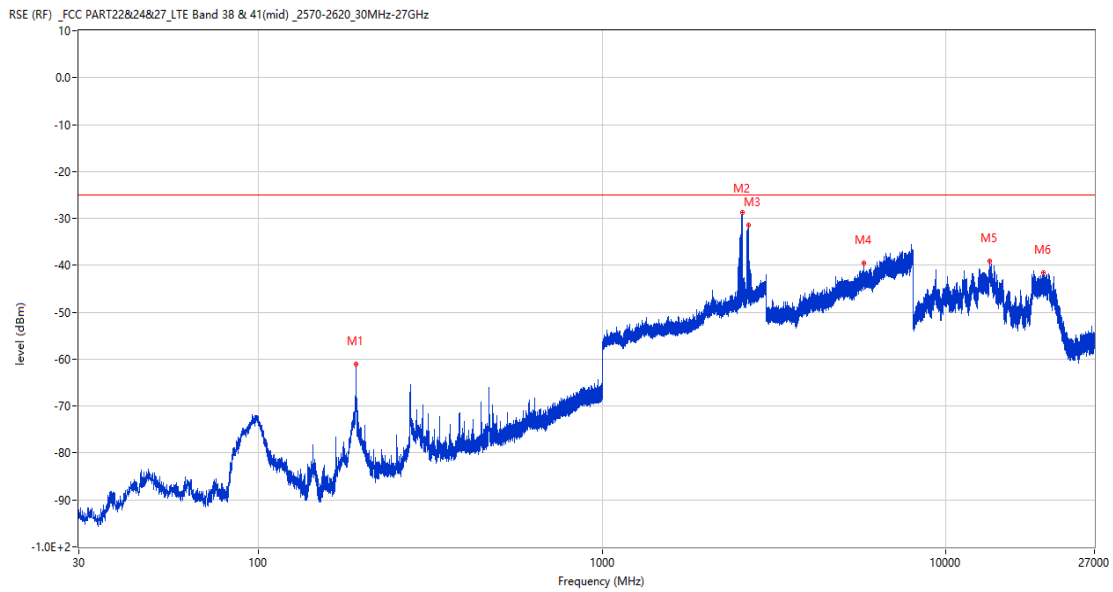
RSE-V&H LTE Band 38 BW5 CH38000



Frequency (MHz)	Result (dBm)	Factor (dB)	PK Limit (dBm)	Over Limit (dB)	Table (o)	ANT	EUT	Verdict
276.138	-64.20	-12.44	-25.0	-39.20	239.00	Vertical	Horizontal	Pass
2562.400	-36.13	8.28	-25.0	-11.13	62.00	Vertical	Horizontal	N/A
2628.600	-41.38	9.00	-25.0	-16.38	45.00	Vertical	Horizontal	N/A
6436.000	-37.28	15.55	-25.0	-12.28	104.00	Vertical	Horizontal	Pass
13375.799	-39.34	16.78	-25.0	-14.34	263.00	Vertical	Horizontal	Pass
17958.525	-41.53	13.88	-25.0	-16.53	132.00	Vertical	Horizontal	Pass

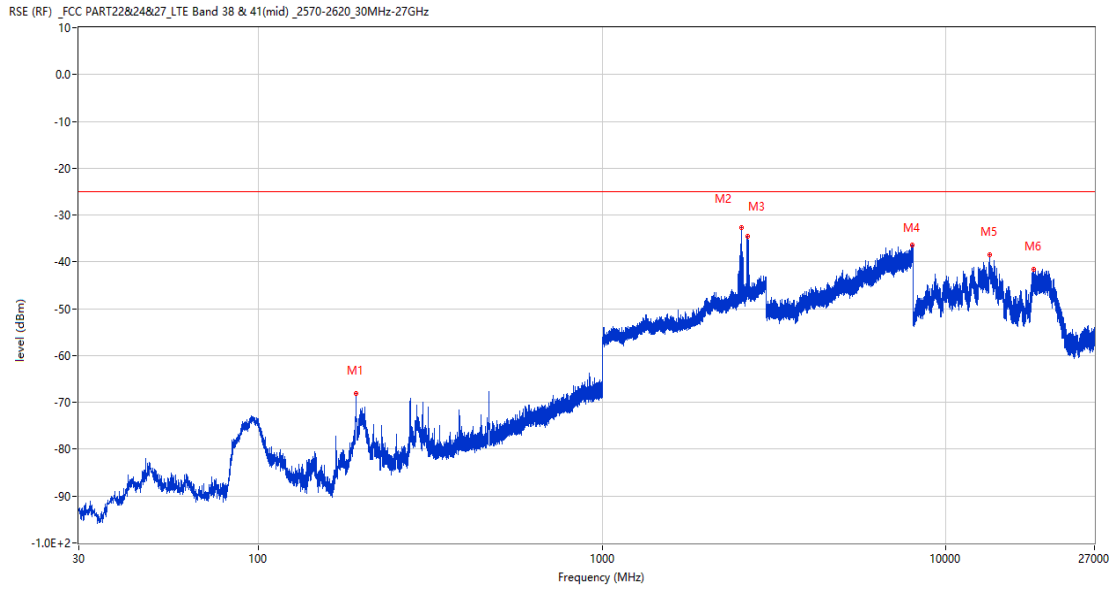
17.2 LTE Band 38 BW10, Middle Channel

RSE-H&H LTE Band 38 BW10 CH38000



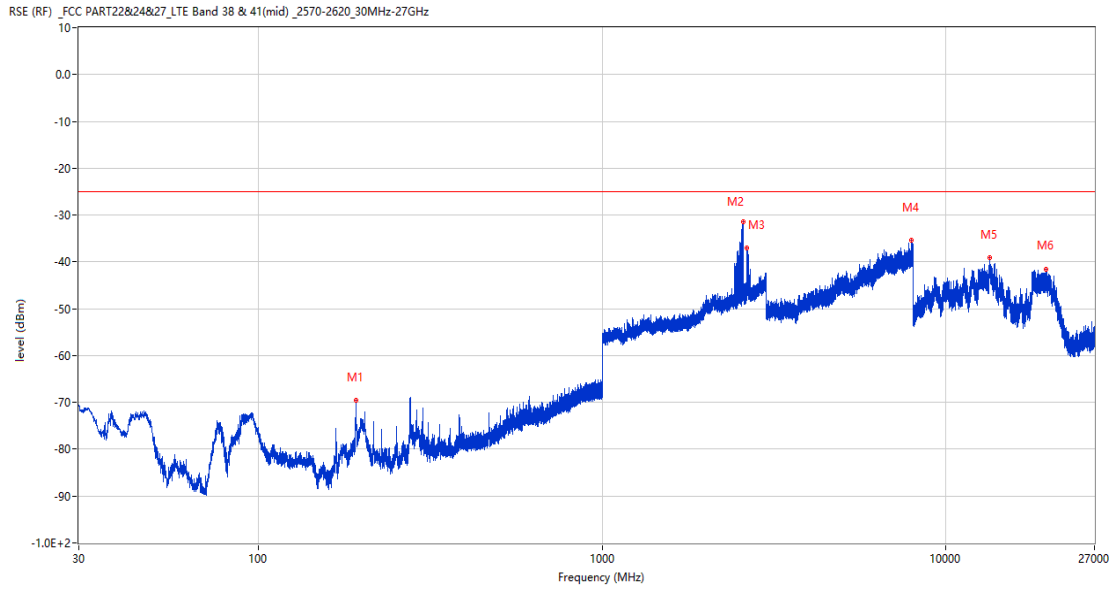
Frequency (MHz)	Result (dBm)	Factor (dB)	PK Limit (dBm)	Over Limit (dB)	Table (o)	ANT	EUT	Verdict
192.038	-61.03	-16.43	-25.0	-36.03	9.00	Horizontal	Horizontal	Pass
2552.800	-28.81	8.33	-25.0	-3.81	184.00	Horizontal	Horizontal	N/A
2658.400	-31.46	8.87	-25.0	-6.46	178.00	Horizontal	Horizontal	N/A
5779.000	-39.50	14.30	-25.0	-14.50	248.00	Horizontal	Horizontal	Pass
13411.500	-39.17	16.76	-25.0	-14.17	162.00	Horizontal	Horizontal	Pass
19217.699	-41.54	12.91	-25.0	-16.54	99.00	Horizontal	Horizontal	Pass

RSE-H&V LTE Band 38 BW10 CH38000



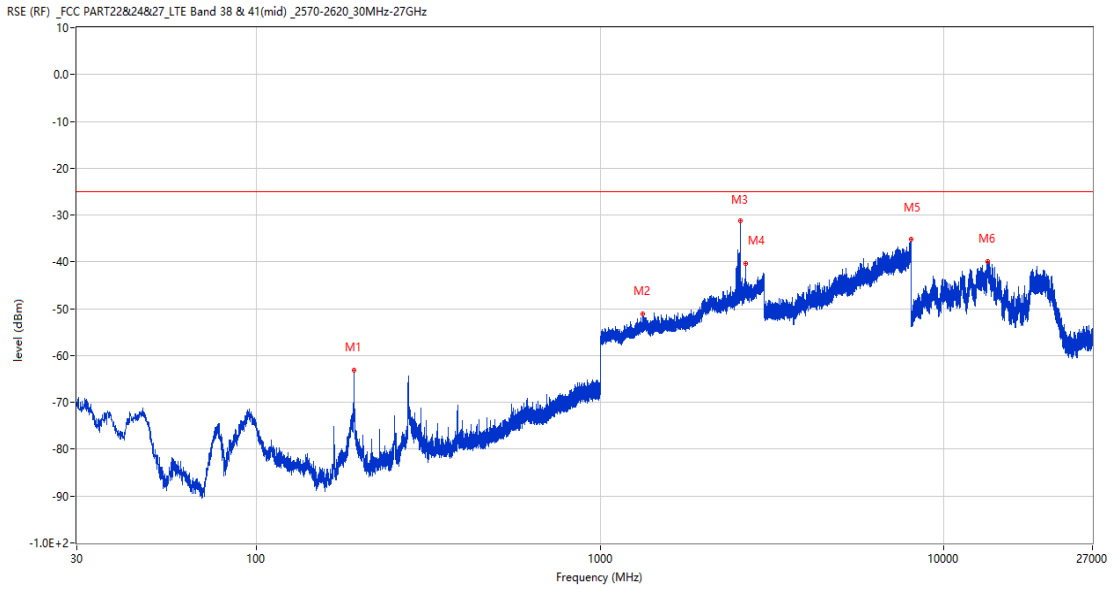
Frequency (MHz)	Result (dBm)	Factor (dB)	PK Limit (dBm)	Over Limit (dB)	Table (o)	ANT	EUT	Verdict
192.038	-68.17	-16.43	-25.0	-43.17	157.00	Horizontal	Vertical	Pass
2546.600	-32.63	7.01	-25.0	-7.63	154.00	Horizontal	Vertical	N/A
2654.500	-34.58	8.86	-25.0	-9.58	177.00	Horizontal	Vertical	N/A
7973.750	-36.31	18.11	-25.0	-11.31	177.00	Horizontal	Vertical	Pass
13396.013	-38.50	16.97	-25.0	-13.50	17.00	Horizontal	Vertical	Pass
17928.337	-41.56	13.57	-25.0	-16.56	293.00	Horizontal	Vertical	Pass

RSE-V&V LTE Band 38 BW10 CH38000



Frequency (MHz)	Result (dBm)	Factor (dB)	PK Limit (dBm)	Over Limit (dB)	Table (o)	ANT	EUT	Verdict
191.650	-69.52	-16.54	-25.0	-44.52	0.00	Vertical	Vertical	Pass
2562.500	-31.45	8.28	-25.0	-6.45	155.00	Vertical	Vertical	N/A
2627.200	-37.01	8.99	-25.0	-12.01	57.00	Vertical	Vertical	N/A
7922.500	-35.34	18.28	-25.0	-10.34	280.00	Vertical	Vertical	Pass
13378.950	-39.06	16.81	-25.0	-14.06	174.00	Vertical	Vertical	Pass
19549.800	-41.58	12.93	-25.0	-16.58	173.00	Vertical	Vertical	Pass

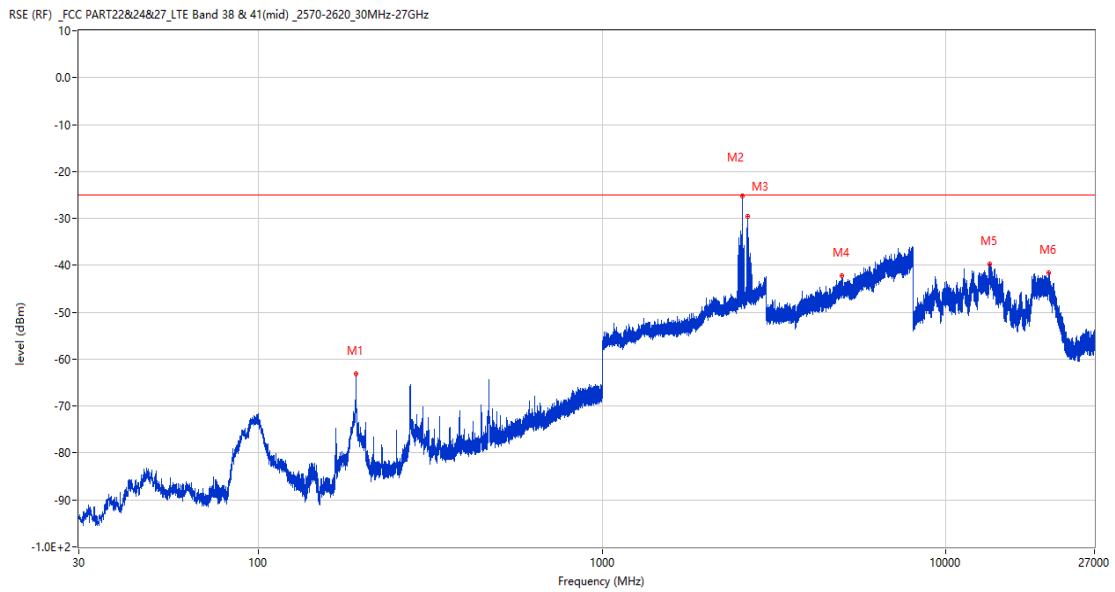
RSE-V&H LTE Band 38 BW10 CH38000



Frequency (MHz)	Result (dBm)	Factor (dB)	PK Limit (dBm)	Over Limit (dB)	Table (o)	ANT	EUT	Verdict
191.990	-63.14	-16.45	-25.0	-38.14	68.00	Vertical	Horizontal	Pass
1329.500	-51.16	0.62	-25.0	-26.16	165.00	Vertical	Horizontal	Pass
2557.900	-31.24	8.22	-25.0	-6.24	45.00	Vertical	Horizontal	N/A
2654.100	-40.29	8.85	-25.0	-15.29	62.00	Vertical	Horizontal	N/A
7998.750	-35.17	18.91	-25.0	-10.17	73.00	Vertical	Horizontal	Pass
13378.688	-39.85	16.81	-25.0	-14.85	149.00	Vertical	Horizontal	Pass

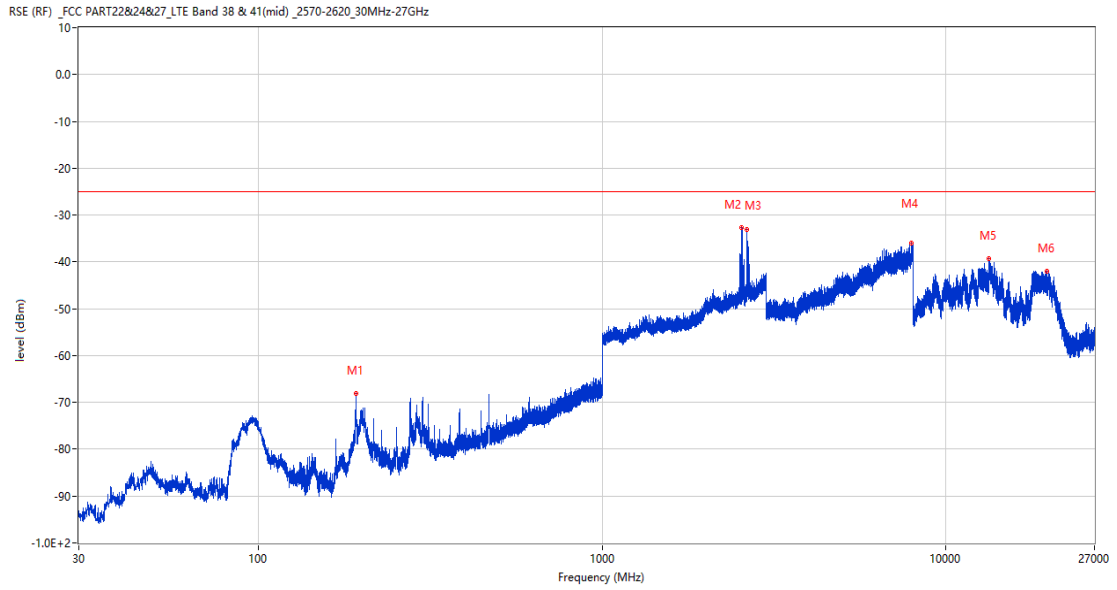
17.3 LTE Band 38 BW15, Middle Channel

RSE-H&H LTE Band 38 BW15 CH38000



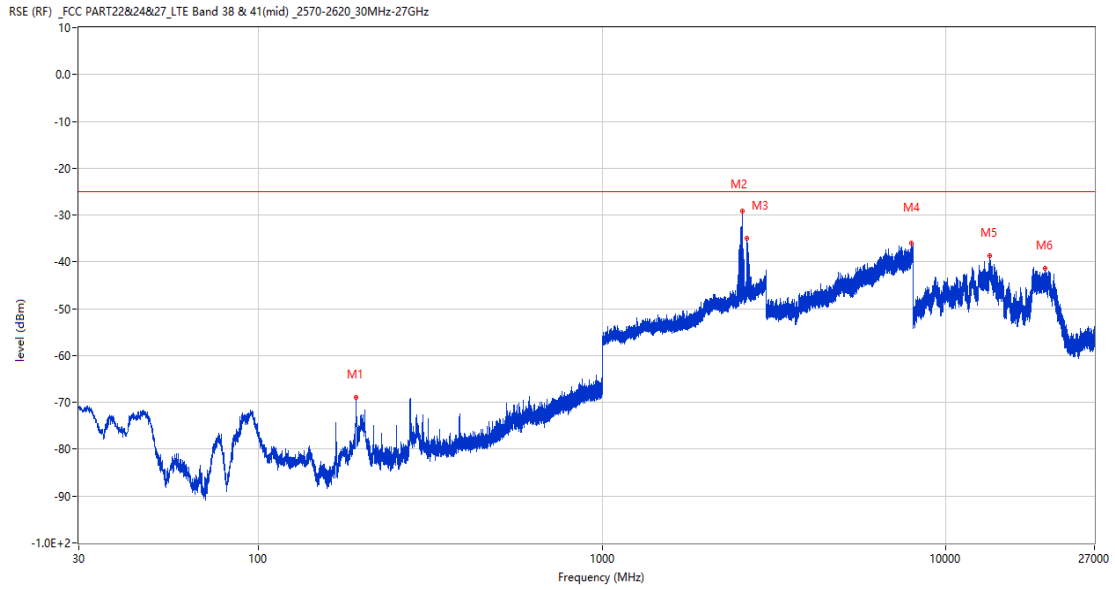
Frequency (MHz)	Result (dBm)	Factor (dB)	PK Limit (dBm)	Over Limit (dB)	Table (o)	ANT	EUT	Verdict
192.087	-63.10	-16.42	-25.0	-38.10	45.00	Horizontal	Horizontal	Pass
2560.200	-25.18	8.25	-25.0	-0.18	147.00	Horizontal	Horizontal	N/A
2652.200	-29.61	8.83	-25.0	-4.61	183.00	Horizontal	Horizontal	N/A
4985.000	-42.20	13.24	-25.0	-17.20	343.00	Horizontal	Horizontal	Pass
13415.963	-39.81	16.66	-25.0	-14.81	262.00	Horizontal	Horizontal	Pass
19864.349	-41.60	12.95	-25.0	-16.60	360.00	Horizontal	Horizontal	Pass

RSE-H&V LTE Band 38 BW15 CH38000



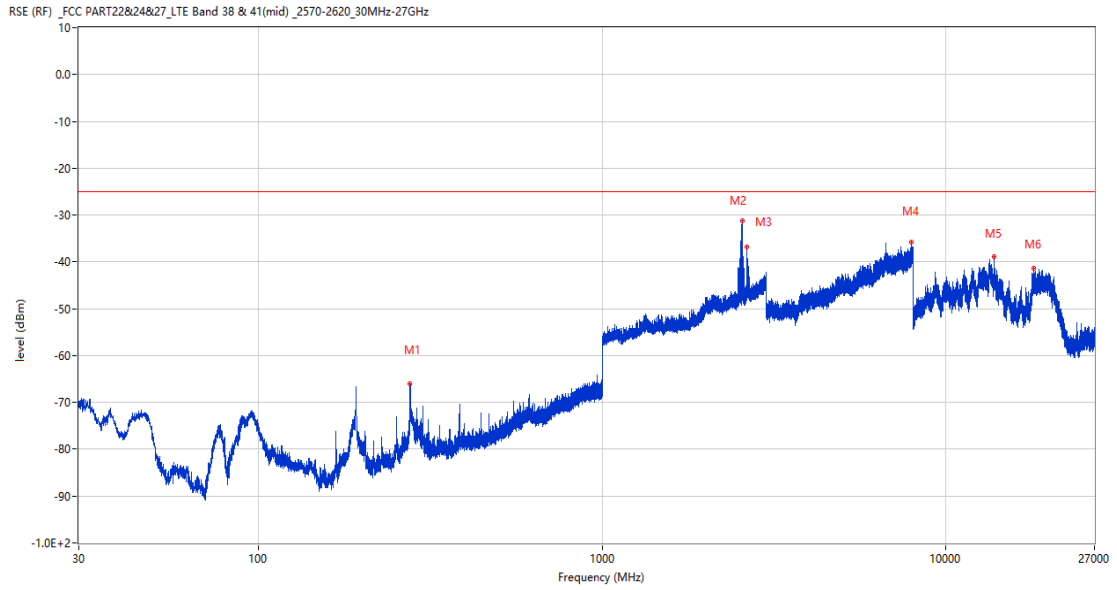
Frequency (MHz)	Result (dBm)	Factor (dB)	PK Limit (dBm)	Over Limit (dB)	Table (o)	ANT	EUT	Verdict
192.038	-68.12	-16.43	-25.0	-43.12	166.00	Horizontal	Vertical	Pass
2545.400	-32.60	6.87	-25.0	-7.60	184.00	Horizontal	Vertical	N/A
2636.000	-33.00	8.99	-25.0	-8.00	178.00	Horizontal	Vertical	N/A
7931.250	-36.09	18.76	-25.0	-11.09	207.00	Horizontal	Vertical	Pass
13344.825	-39.30	16.34	-25.0	-14.30	219.00	Horizontal	Vertical	Pass
19608.302	-41.97	12.93	-25.0	-16.97	322.00	Horizontal	Vertical	Pass

RSE-V&V LTE Band 38 BW15 CH38000



Frequency (MHz)	Result (dBm)	Factor (dB)	PK Limit (dBm)	Over Limit (dB)	Table (o)	ANT	EUT	Verdict
191.990	-68.89	-16.45	-25.0	-43.89	14.00	Vertical	Vertical	Pass
2559.600	-29.12	8.24	-25.0	-4.12	184.00	Vertical	Vertical	N/A
2631.700	-34.93	9.03	-25.0	-9.93	57.00	Vertical	Vertical	N/A
7937.250	-35.94	18.96	-25.0	-10.94	353.00	Vertical	Vertical	Pass
13383.412	-38.77	16.85	-25.0	-13.77	177.00	Vertical	Vertical	Pass
19377.000	-41.43	12.92	-25.0	-16.43	354.00	Vertical	Vertical	Pass

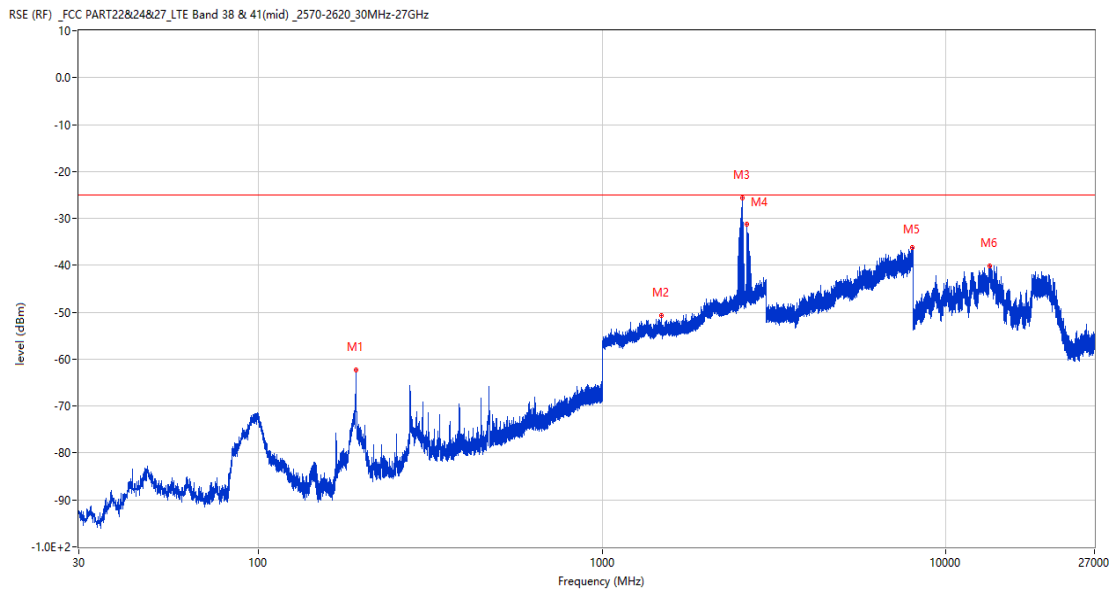
RSE-V&H LTE Band 38 BW15 CH38000



Frequency (MHz)	Result (dBm)	Factor (dB)	PK Limit (dBm)	Over Limit (dB)	Table (o)	ANT	EUT	Verdict
275.895	-66.08	-12.43	-25.0	-41.08	256.00	Vertical	Horizontal	Pass
2557.200	-31.24	8.21	-25.0	-6.24	32.00	Vertical	Horizontal	N/A
2633.900	-36.90	8.85	-25.0	-11.90	51.00	Vertical	Horizontal	N/A
7944.000	-35.83	18.87	-25.0	-10.83	250.00	Vertical	Horizontal	Pass
13817.850	-38.96	16.59	-25.0	-13.96	147.00	Vertical	Horizontal	Pass
17954.062	-41.48	13.99	-25.0	-16.48	291.00	Vertical	Horizontal	Pass

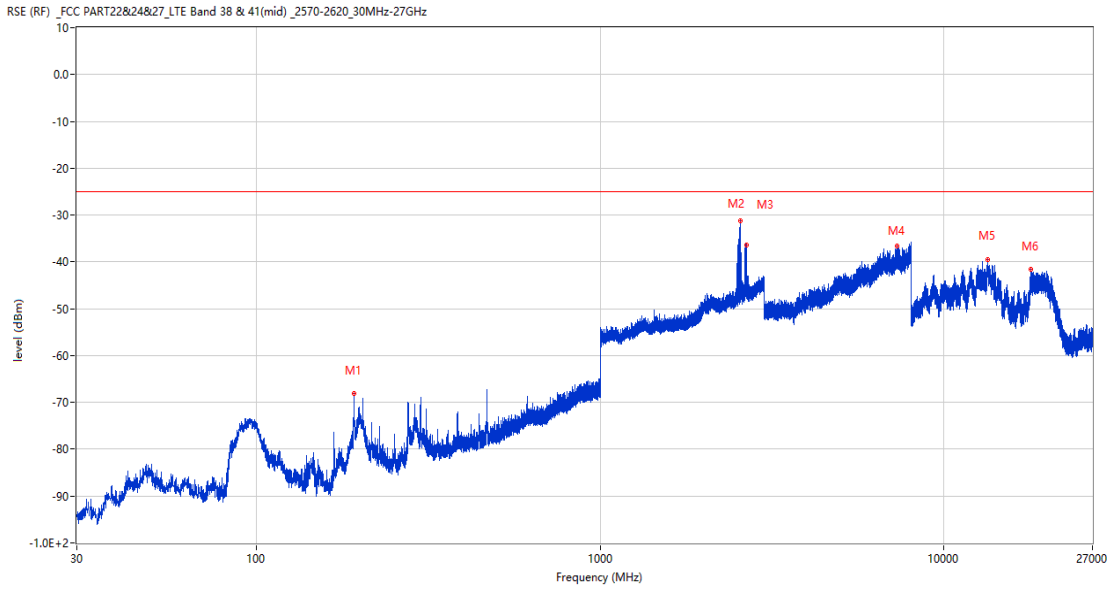
17.4 LTE Band 38 BW20, Middle Channel

RSE-H&H LTE Band 38 BW20 CH38000



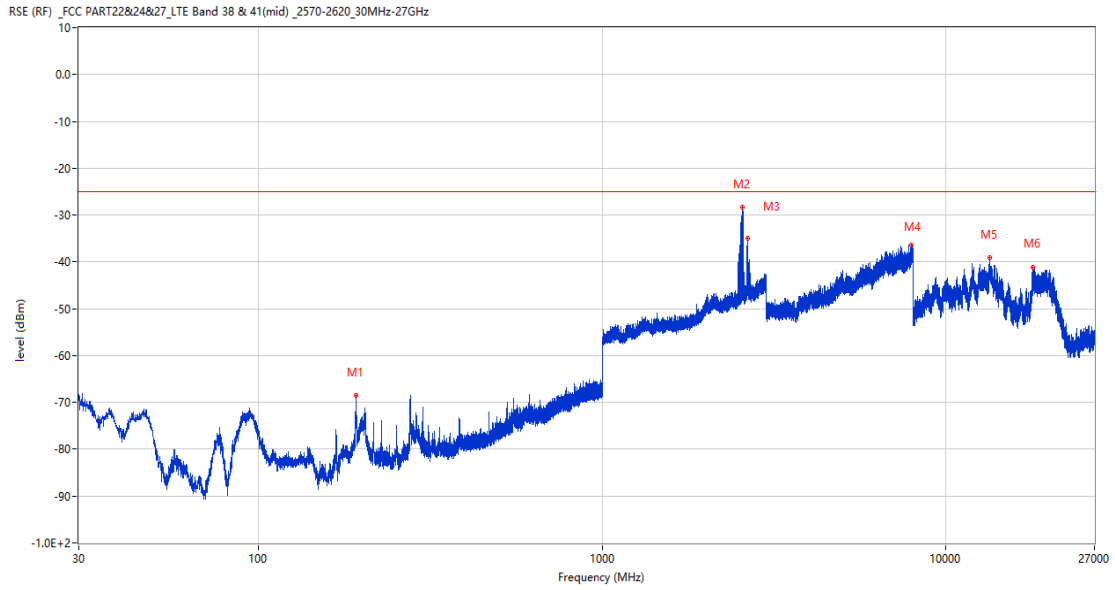
Frequency (MHz)	Result (dBm)	Factor (dB)	PK Limit (dBm)	Over Limit (dB)	Table (o)	ANT	EUT	Verdict
191.990	-62.37	-16.45	-25.0	-37.37	2.00	Horizontal	Horizontal	Pass
1487.200	-50.78	0.52	-25.0	-25.78	92.00	Horizontal	Horizontal	Pass
2555.700	-25.69	8.19	-25.0	-0.69	152.00	Horizontal	Horizontal	N/A
2632.200	-31.30	9.03	-25.0	-6.30	200.00	Horizontal	Horizontal	N/A
7993.000	-36.15	18.55	-25.0	-11.15	261.00	Horizontal	Horizontal	Pass
13356.112	-40.05	16.60	-25.0	-15.05	146.00	Horizontal	Horizontal	Pass

RSE-H&V LTE Band 38 BW20 CH38000



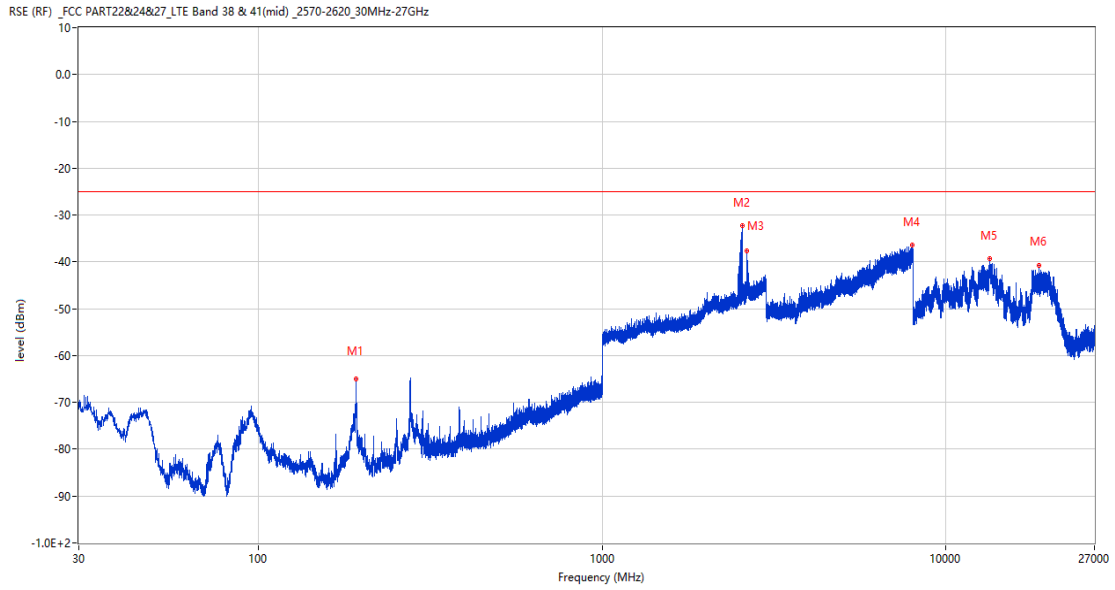
Frequency (MHz)	Result (dBm)	Factor (dB)	PK Limit (dBm)	Over Limit (dB)	Table (o)	ANT	EUT	Verdict
191.990	-68.06	-16.45	-25.0	-43.06	135.00	Horizontal	Vertical	Pass
2557.700	-31.13	8.22	-25.0	-6.13	172.00	Horizontal	Vertical	N/A
2661.700	-36.40	8.87	-25.0	-11.40	172.00	Horizontal	Vertical	N/A
7316.750	-36.71	17.12	-25.0	-11.71	250.00	Horizontal	Vertical	Pass
13371.600	-39.54	16.74	-25.0	-14.54	75.00	Horizontal	Vertical	Pass
17910.489	-41.64	13.14	-25.0	-16.64	0.00	Horizontal	Vertical	Pass

RSE-V&V LTE Band 38 BW20 CH38000



Frequency (MHz)	Result (dBm)	Factor (dB)	PK Limit (dBm)	Over Limit (dB)	Table (o)	ANT	EUT	Verdict
192.038	-68.45	-16.43	-25.0	-43.45	10.00	Vertical	Vertical	Pass
2556.300	-28.29	8.20	-25.0	-3.29	171.00	Vertical	Vertical	N/A
2647.300	-34.96	9.23	-25.0	-9.96	171.00	Vertical	Vertical	N/A
7906.750	-36.43	17.99	-25.0	-11.43	209.00	Vertical	Vertical	Pass
13407.563	-39.09	16.84	-25.0	-14.09	177.00	Vertical	Vertical	Pass
17912.062	-41.18	13.18	-25.0	-16.18	61.00	Vertical	Vertical	Pass

RSE-V&H LTE Band 38 BW20 CH38000

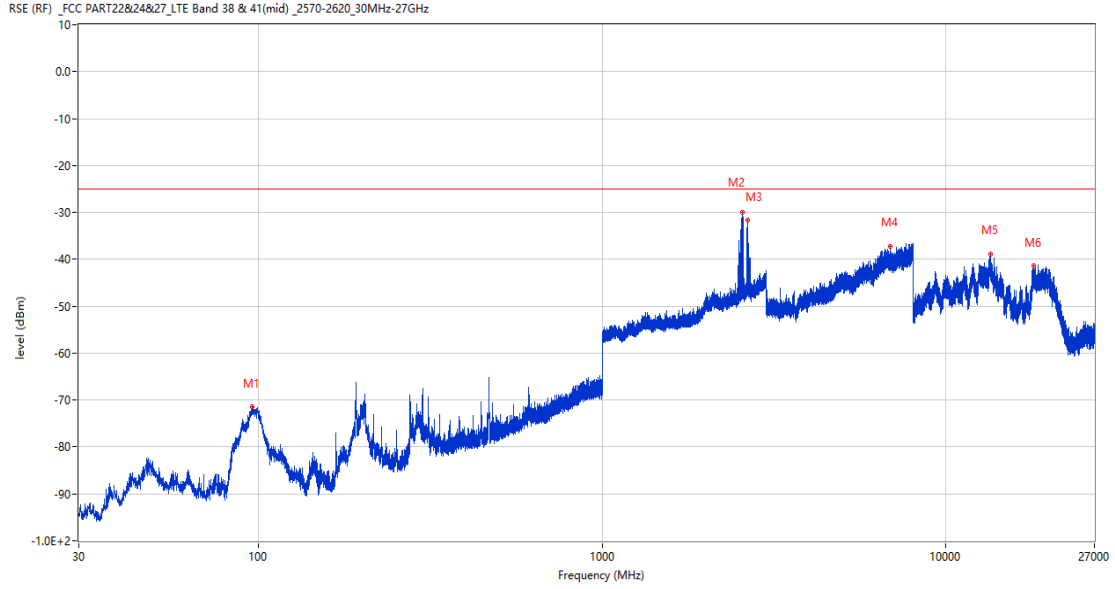


Frequency (MHz)	Result (dBm)	Factor (dB)	PK Limit (dBm)	Over Limit (dB)	Table (o)	ANT	EUT	Verdict
192.038	-64.89	-16.43	-25.0	-39.89	103.00	Vertical	Horizontal	Pass
2558.900	-32.21	8.23	-25.0	-7.21	2.00	Vertical	Horizontal	Pass
2633.200	-37.71	8.92	-25.0	-12.71	55.00	Vertical	Horizontal	N/A
7952.750	-36.43	18.47	-25.0	-11.43	136.00	Vertical	Horizontal	Pass
13413.862	-39.23	16.71	-25.0	-14.23	120.00	Vertical	Horizontal	Pass
18613.801	-40.80	12.88	-25.0	-15.80	128.00	Vertical	Horizontal	Pass

18 LTE Band 41

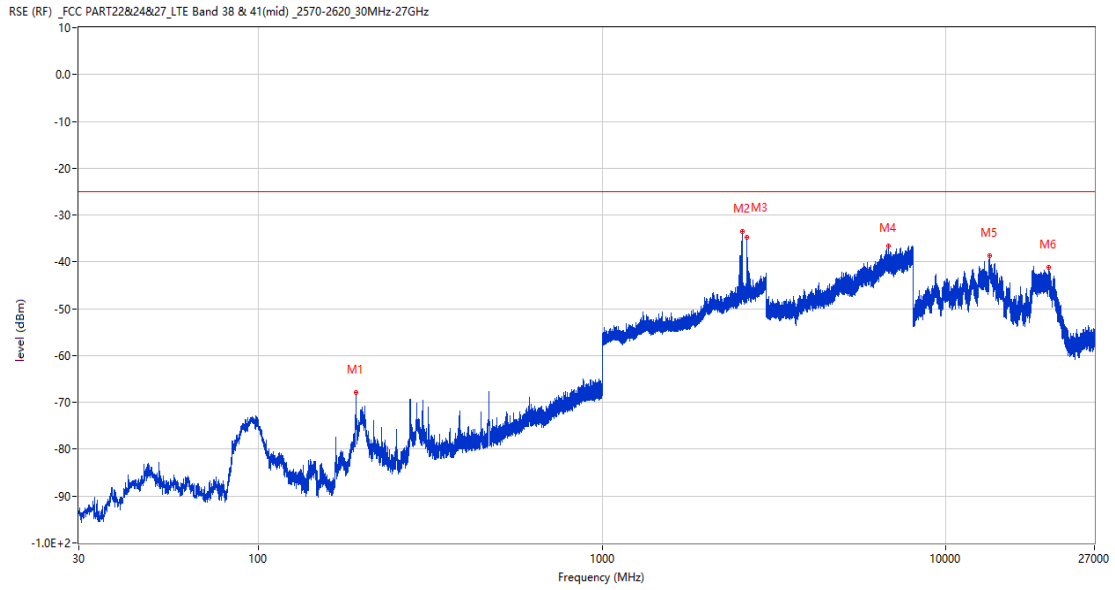
18.1 LTE Band 41 BW5, Middle Channel

RSE-H&H LTE Band 41 BW5 CH40620



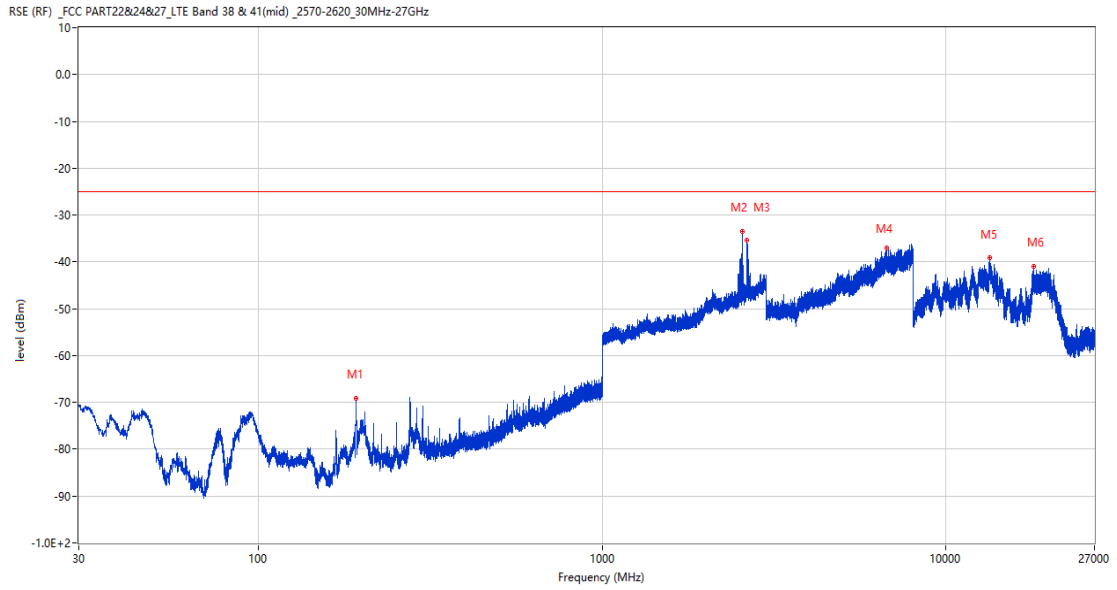
Frequency (MHz)	Result (dBm)	Factor (dB)	PK Limit (dBm)	Over Limit (dB)	Table (o)	ANT	EUT	Verdict
95.960	-71.41	-18.58	-25.0	-46.41	11.00	Horizontal	Horizontal	Pass
2559.000	-30.08	8.24	-25.0	-5.08	124.00	Horizontal	Horizontal	N/A
2639.500	-31.65	8.99	-25.0	-6.65	173.00	Horizontal	Horizontal	N/A
6860.000	-37.14	16.53	-25.0	-12.14	353.00	Horizontal	Horizontal	Pass
13504.687	-38.93	15.42	-25.0	-13.93	306.00	Horizontal	Horizontal	Pass
17958.787	-41.32	13.87	-25.0	-16.32	306.00	Horizontal	Horizontal	Pass

RSE-H&V LTE Band 41 BW5 CH40620



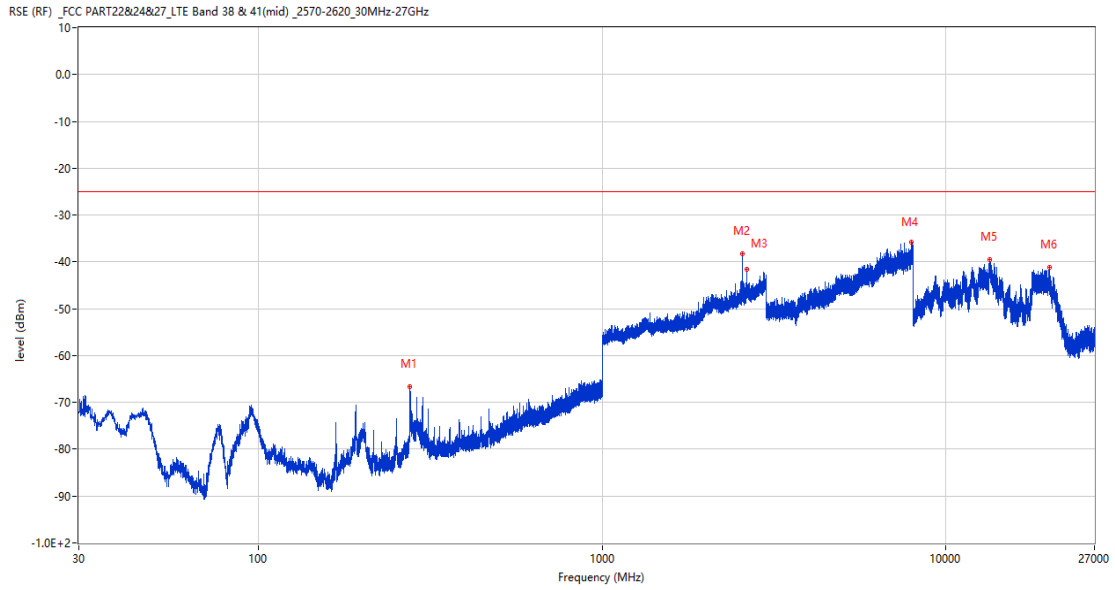
Frequency (MHz)	Result (dBm)	Factor (dB)	PK Limit (dBm)	Over Limit (dB)	Table (o)	ANT	EUT	Verdict
191.990	-67.87	-16.45	-25.0	-42.87	6.00	Horizontal	Vertical	Pass
2561.900	-33.41	8.27	-25.0	-8.41	153.00	Horizontal	Vertical	N/A
2631.500	-34.82	9.02	-25.0	-9.82	184.00	Horizontal	Vertical	N/A
6785.500	-36.59	16.29	-25.0	-11.59	156.00	Horizontal	Vertical	Pass
13388.137	-38.78	16.90	-25.0	-13.78	118.00	Horizontal	Vertical	Pass
19863.900	-41.15	12.95	-25.0	-16.15	25.00	Horizontal	Vertical	Pass

RSE-V&V LTE Band 41 BW5 CH40620



Frequency (MHz)	Result (dBm)	Factor (dB)	PK Limit (dBm)	Over Limit (dB)	Table (o)	ANT	EUT	Verdict
191.990	-69.05	-16.45	-25.0	-44.05	4.00	Vertical	Vertical	Pass
2557.600	-33.46	8.22	-25.0	-8.46	184.00	Vertical	Vertical	N/A
2634.700	-35.42	8.82	-25.0	-10.42	75.00	Vertical	Vertical	N/A
6725.750	-37.11	16.57	-25.0	-12.11	21.00	Vertical	Vertical	Pass
13399.425	-39.16	17.00	-25.0	-14.16	292.00	Vertical	Vertical	Pass
17957.474	-40.89	13.90	-25.0	-15.89	219.00	Vertical	Vertical	Pass

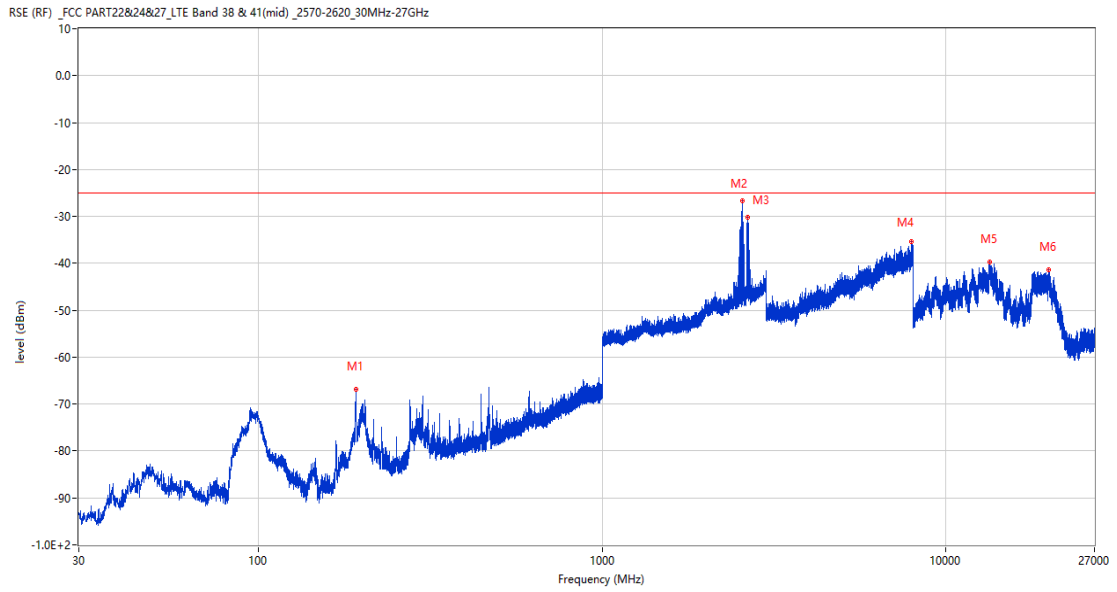
RSE-V&H LTE Band 41 BW5 CH40620



Frequency (MHz)	Result (dBm)	Factor (dB)	PK Limit (dBm)	Over Limit (dB)	Table (o)	ANT	EUT	Verdict
275.992	-66.73	-12.43	-25.0	-41.73	240.00	Vertical	Horizontal	Pass
2551.400	-38.23	8.10	-25.0	-13.23	55.00	Vertical	Horizontal	N/A
2634.500	-41.63	8.82	-25.0	-16.63	74.00	Vertical	Horizontal	N/A
7934.500	-35.84	18.85	-25.0	-10.84	280.00	Vertical	Horizontal	Pass
13386.563	-39.46	16.88	-25.0	-14.46	191.00	Vertical	Horizontal	Pass
19983.600	-41.09	12.95	-25.0	-16.09	100.00	Vertical	Horizontal	Pass

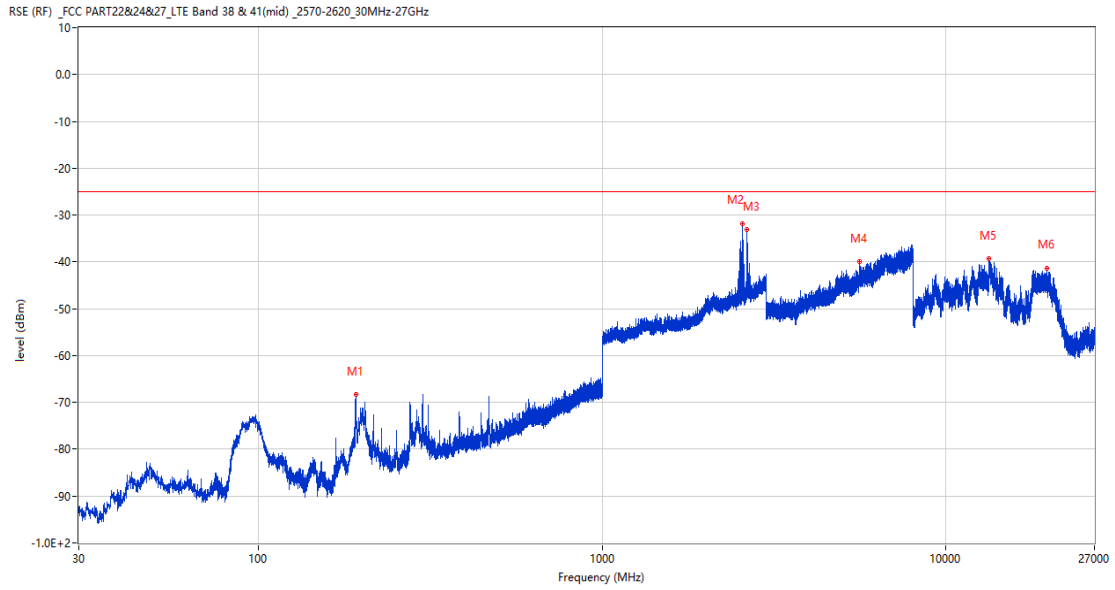
18.2 LTE Band 41 BW10, Middle Channel

RSE-H&H LTE Band 41 BW10 CH40620



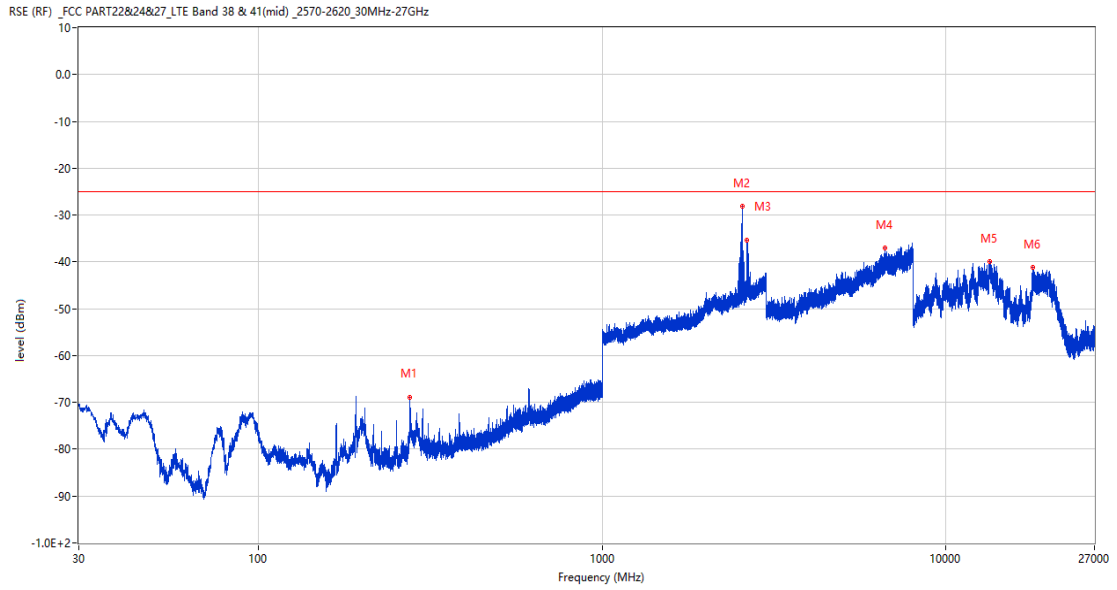
Frequency (MHz)	Result (dBm)	Factor (dB)	PK Limit (dBm)	Over Limit (dB)	Table (o)	ANT	EUT	Verdict
192.281	-66.87	-16.37	-25.0	-41.87	23.00	Horizontal	Horizontal	Pass
2555.300	-26.73	8.19	-25.0	-1.73	185.00	Horizontal	Horizontal	N/A
2639.400	-30.29	8.99	-25.0	-5.29	167.00	Horizontal	Horizontal	N/A
7913.750	-35.30	18.11	-25.0	-10.30	9.00	Horizontal	Horizontal	Pass
13352.438	-39.71	16.56	-25.0	-14.71	103.00	Horizontal	Horizontal	Pass
19844.999	-41.39	12.94	-25.0	-16.39	360.00	Horizontal	Horizontal	Pass

RSE-H&V LTE Band 41 BW10 CH40620



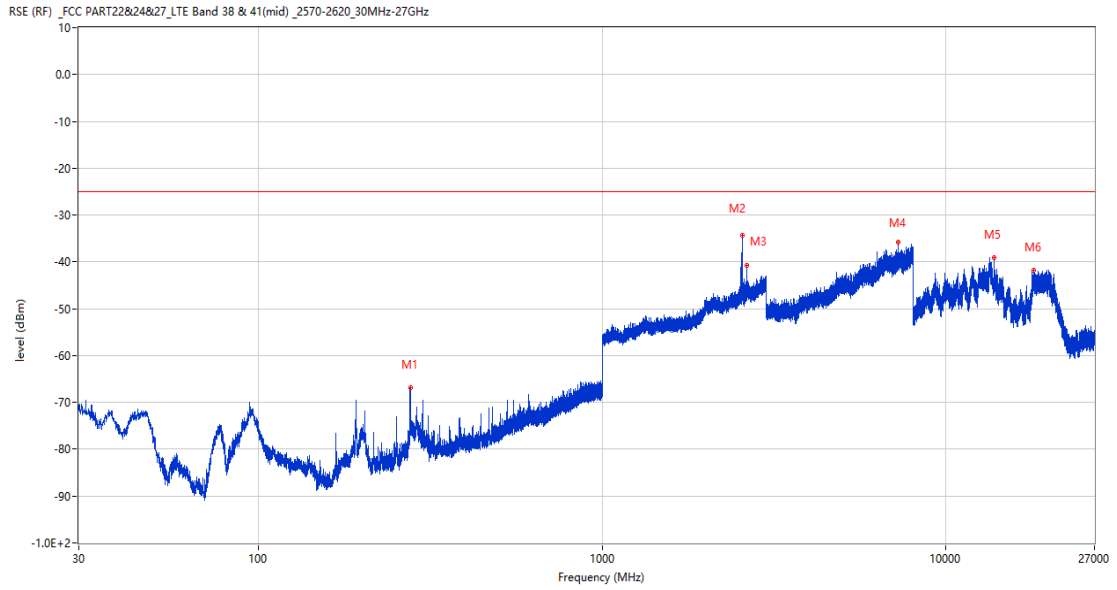
Frequency (MHz)	Result (dBm)	Factor (dB)	PK Limit (dBm)	Over Limit (dB)	Table (o)	ANT	EUT	Verdict
191.990	-68.36	-16.45	-25.0	-43.36	0.00	Horizontal	Vertical	Pass
2555.600	-31.89	8.19	-25.0	-6.89	177.00	Horizontal	Vertical	N/A
2636.600	-33.02	9.08	-25.0	-8.02	177.00	Horizontal	Vertical	N/A
5606.500	-39.85	13.83	-25.0	-14.85	354.00	Horizontal	Vertical	Pass
13348.500	-39.40	16.48	-25.0	-14.40	292.00	Horizontal	Vertical	Pass
19604.251	-41.45	12.93	-25.0	-16.45	99.00	Horizontal	Vertical	Pass

RSE-V&V LTE Band 41 BW10 CH40620



Frequency (MHz)	Result (dBm)	Factor (dB)	PK Limit (dBm)	Over Limit (dB)	Table (o)	ANT	EUT	Verdict
275.944	-68.85	-12.43	-25.0	-43.85	229.00	Vertical	Vertical	Pass
2559.700	-28.20	8.24	-25.0	-3.20	172.00	Vertical	Vertical	N/A
2627.800	-35.29	8.99	-25.0	-10.29	136.00	Vertical	Vertical	N/A
6652.750	-37.10	16.10	-25.0	-12.10	343.00	Vertical	Vertical	Pass
13356.375	-39.95	16.60	-25.0	-14.95	205.00	Vertical	Vertical	Pass
17909.438	-41.23	13.12	-25.0	-16.23	191.00	Vertical	Vertical	Pass

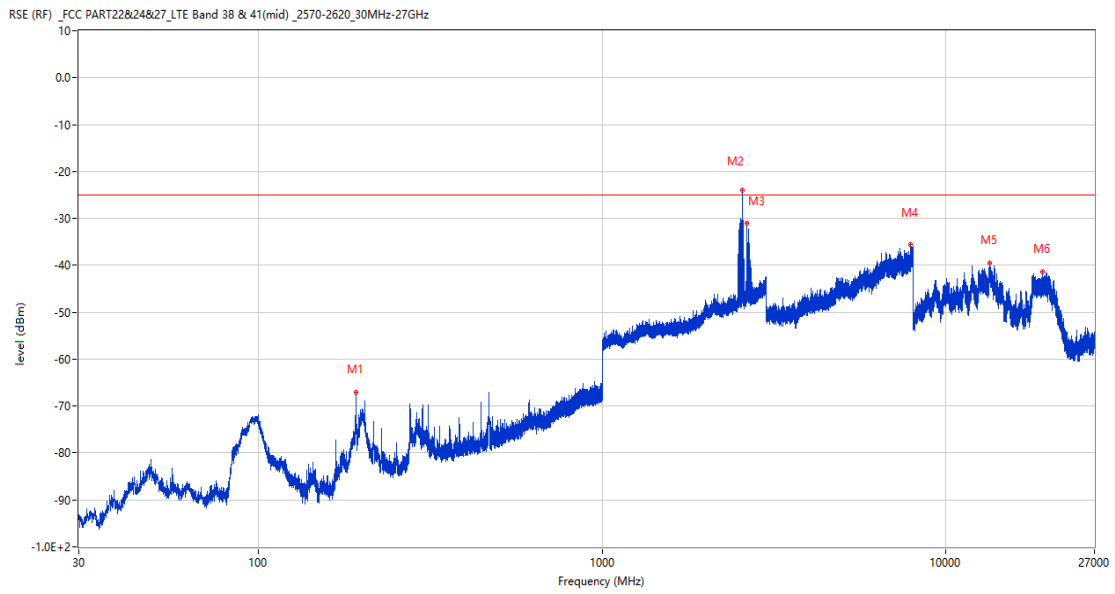
RSE-V&H LTE Band 41 BW10 CH40620



Frequency (MHz)	Result (dBm)	Factor (dB)	PK Limit (dBm)	Over Limit (dB)	Table (o)	ANT	EUT	Verdict
276.041	-66.83	-12.43	-25.0	-41.83	223.00	Vertical	Horizontal	Pass
2558.000	-34.41	8.22	-25.0	-9.41	39.00	Vertical	Horizontal	N/A
2631.900	-40.71	9.03	-25.0	-15.71	33.00	Vertical	Horizontal	N/A
7234.000	-35.88	17.18	-25.0	-10.88	353.00	Vertical	Horizontal	Pass
13823.887	-39.15	16.45	-25.0	-14.15	261.00	Vertical	Horizontal	Pass
17946.712	-41.76	14.01	-25.0	-16.76	99.00	Vertical	Horizontal	Pass

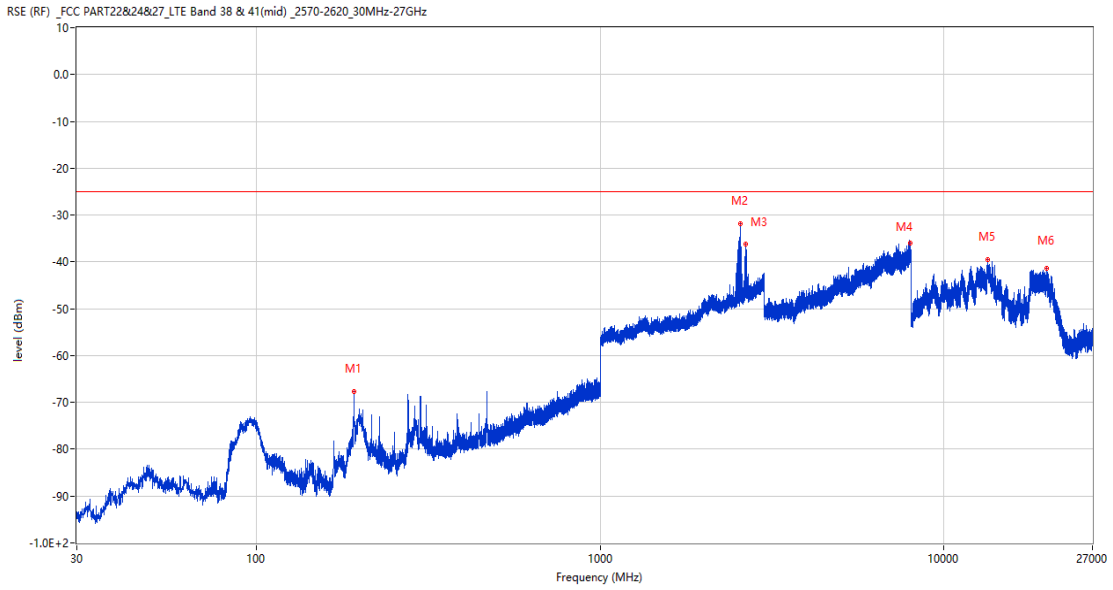
18.3 LTE Band 41 BW15, Middle Channel

RSE-H&H LTE Band 41 BW15 CH40620



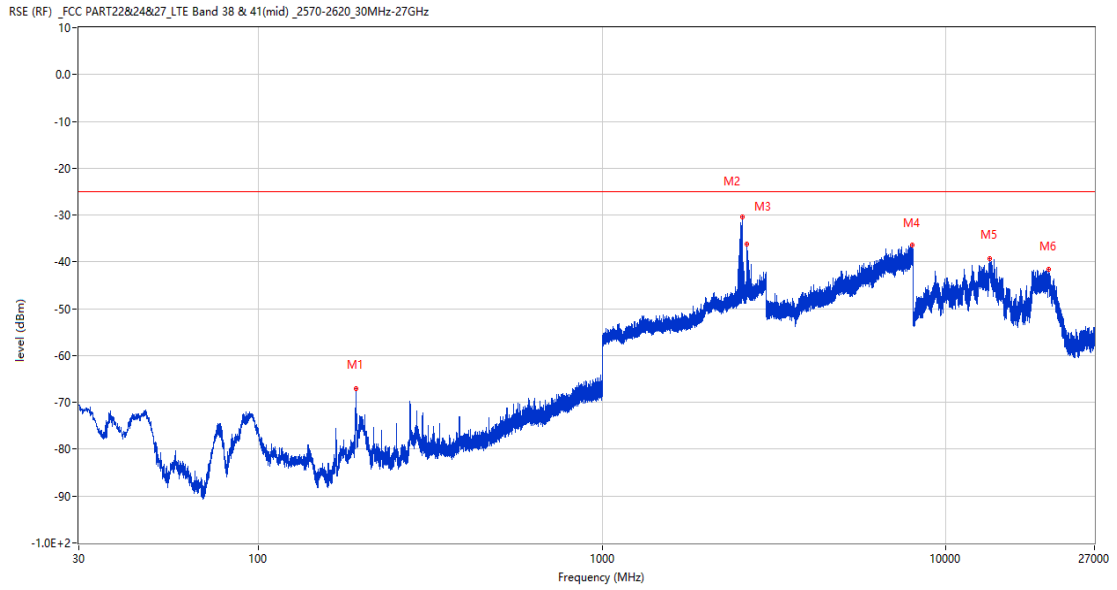
Frequency (MHz)	Result (dBm)	Factor (dB)	PK Limit (dBm)	Over Limit (dB)	Table (o)	ANT	EUT	Verdict
192.426	-67.03	-16.34	-25.0	-42.03	24.00	Horizontal	Horizontal	Pass
2556.500	-24.06	8.20	-25.0	0.94	156.00	Horizontal	Horizontal	N/A
2626.900	-31.06	8.98	-25.0	-6.06	173.00	Horizontal	Horizontal	N/A
7867.750	-35.54	17.90	-25.0	-10.54	112.00	Horizontal	Horizontal	Pass
13361.887	-39.54	16.65	-25.0	-14.54	220.00	Horizontal	Horizontal	Pass
19046.699	-41.38	12.90	-25.0	-16.38	56.00	Horizontal	Horizontal	Pass

RSE-H&V LTE Band 41 BW15 CH40620



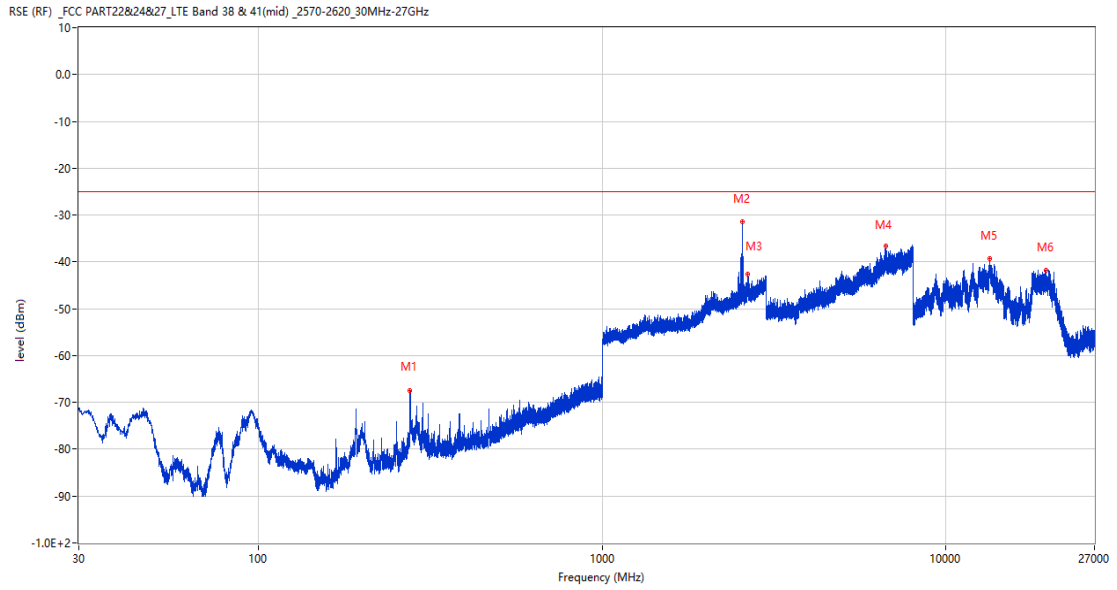
Frequency (MHz)	Result (dBm)	Factor (dB)	PK Limit (dBm)	Over Limit (dB)	Table (o)	ANT	EUT	Verdict
191.893	-67.77	-16.47	-25.0	-42.77	157.00	Horizontal	Vertical	Pass
2550.400	-31.88	7.84	-25.0	-6.88	141.00	Horizontal	Vertical	N/A
2647.800	-36.20	9.20	-25.0	-11.20	147.00	Horizontal	Vertical	N/A
7984.750	-35.92	18.19	-25.0	-10.92	333.00	Horizontal	Vertical	Pass
13389.712	-39.60	16.91	-25.0	-14.60	103.00	Horizontal	Vertical	Pass
19884.151	-41.44	12.95	-25.0	-16.44	321.00	Horizontal	Vertical	Pass

RSE-V&V LTE Band 41 BW15 CH40620



Frequency (MHz)	Result (dBm)	Factor (dB)	PK Limit (dBm)	Over Limit (dB)	Table (o)	ANT	EUT	Verdict
191.844	-66.98	-16.49	-25.0	-41.98	24.00	Vertical	Vertical	Pass
2557.800	-30.39	8.22	-25.0	-5.39	191.00	Vertical	Vertical	N/A
2627.600	-36.24	8.99	-25.0	-11.24	160.00	Vertical	Vertical	N/A
7972.000	-36.50	18.12	-25.0	-11.50	146.00	Vertical	Vertical	Pass
13410.450	-39.21	16.78	-25.0	-14.21	176.00	Vertical	Vertical	Pass
19885.500	-41.58	12.95	-25.0	-16.58	246.00	Vertical	Vertical	Pass

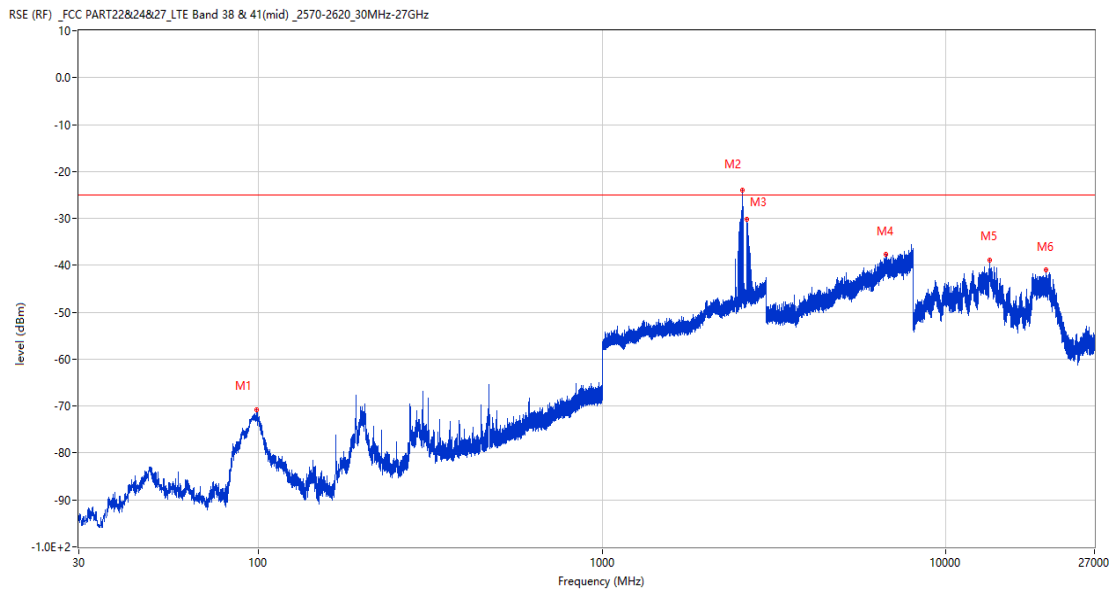
RSE-V&H LTE Band 41 BW15 CH40620



Frequency (MHz)	Result (dBm)	Factor (dB)	PK Limit (dBm)	Over Limit (dB)	Table (o)	ANT	EUT	Verdict
275.992	-67.40	-12.43	-25.0	-42.40	215.00	Vertical	Horizontal	Pass
2559.200	-31.45	8.24	-25.0	-6.45	44.00	Vertical	Horizontal	N/A
2646.800	-42.58	9.23	-25.0	-17.58	75.00	Vertical	Horizontal	N/A
6689.500	-36.67	17.07	-25.0	-11.67	19.00	Vertical	Horizontal	Pass
13375.275	-39.25	16.78	-25.0	-14.25	205.00	Vertical	Horizontal	Pass
19550.700	-41.84	12.93	-25.0	-16.84	247.00	Vertical	Horizontal	Pass

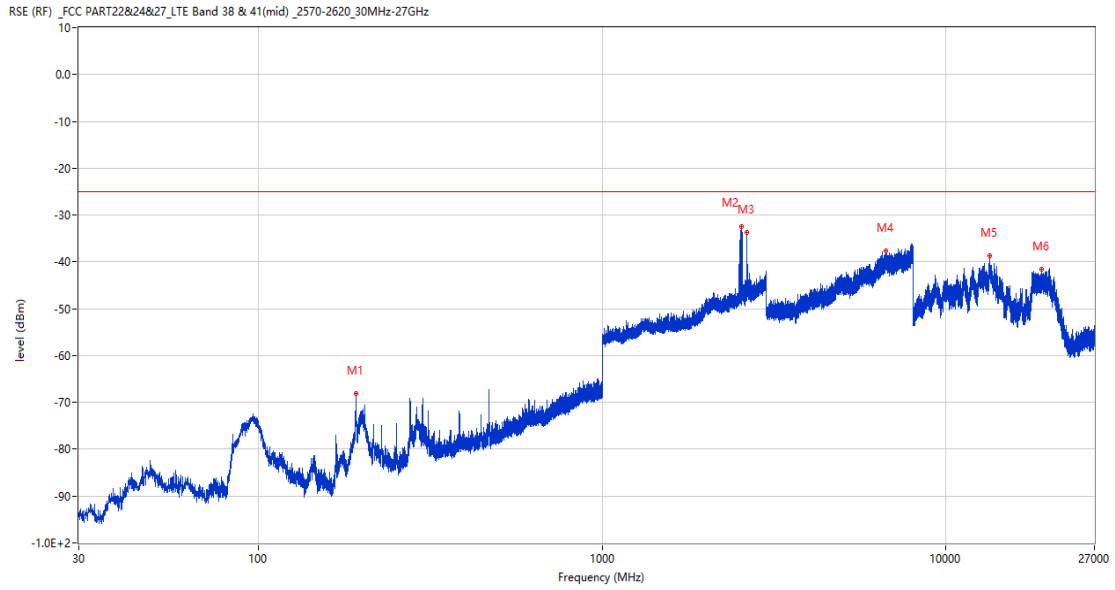
18.4 LTE Band 41 BW20, Middle Channel

RSE-H&H LTE Band 41 BW20 CH40620



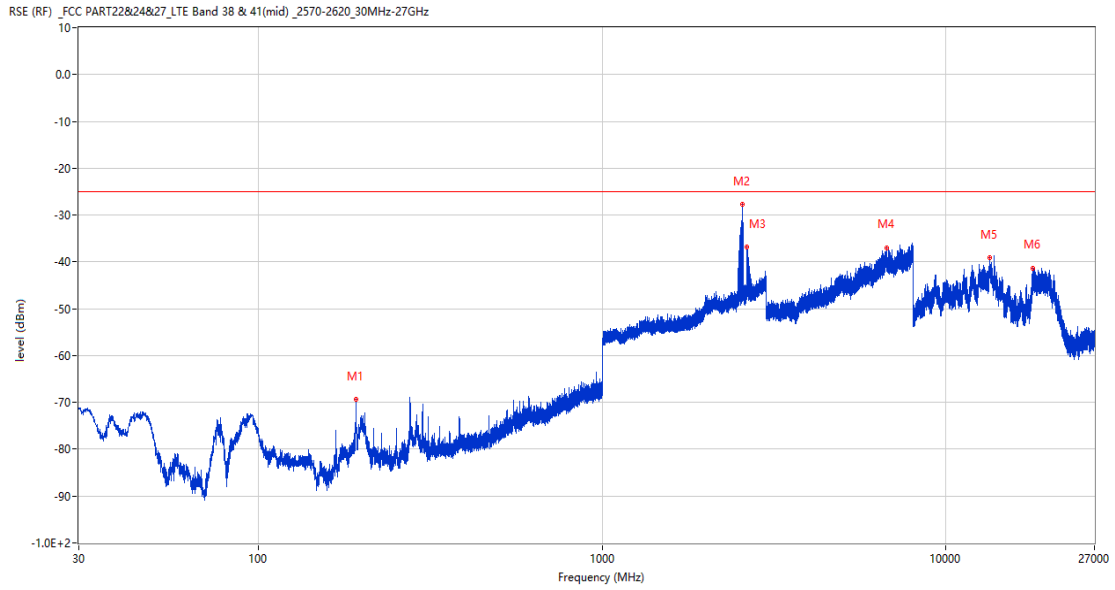
Frequency (MHz)	Result (dBm)	Factor (dB)	PK Limit (dBm)	Over Limit (dB)	Table (o)	ANT	EUT	Verdict
98.919	-70.80	-18.69	-25.0	-45.80	165.00	Horizontal	Horizontal	Pass
2555.200	-23.98	8.19	-25.0	1.02	159.00	Horizontal	Horizontal	N/A
2627.800	-30.21	8.99	-25.0	-5.21	165.00	Horizontal	Horizontal	N/A
6682.500	-37.64	16.95	-25.0	-12.64	125.00	Horizontal	Horizontal	Pass
13386.825	-38.85	16.89	-25.0	-13.85	176.00	Horizontal	Horizontal	Pass
19486.800	-40.92	12.93	-25.0	-15.92	11.00	Horizontal	Horizontal	Pass

RSE-H&V LTE Band 41 BW20 CH40620



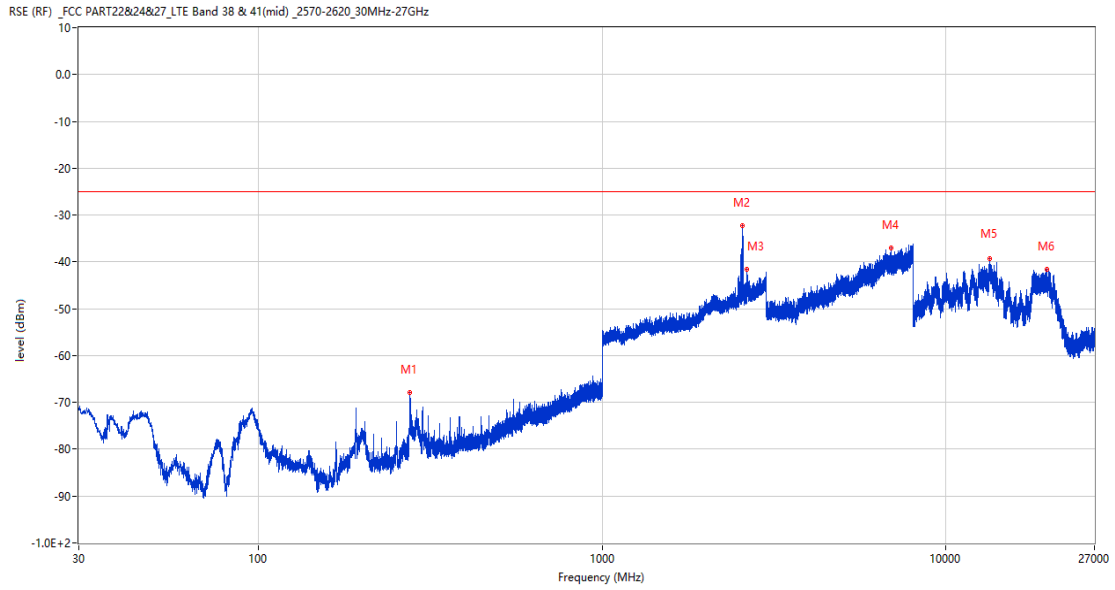
Frequency (MHz)	Result (dBm)	Factor (dB)	PK Limit (dBm)	Over Limit (dB)	Table (o)	ANT	EUT	Verdict
192.330	-68.03	-16.36	-25.0	-43.03	141.00	Horizontal	Vertical	Pass
2542.400	-32.41	6.80	-25.0	-7.41	178.00	Horizontal	Vertical	N/A
2634.900	-33.80	8.82	-25.0	-8.80	178.00	Horizontal	Vertical	N/A
6668.500	-37.62	16.56	-25.0	-12.62	360.00	Horizontal	Vertical	Pass
13400.475	-38.61	17.00	-25.0	-13.61	277.00	Horizontal	Vertical	Pass
18944.100	-41.66	12.90	-25.0	-16.66	203.00	Horizontal	Vertical	Pass

RSE-V&V LTE Band 41 BW20 CH40620



Frequency (MHz)	Result (dBm)	Factor (dB)	PK Limit (dBm)	Over Limit (dB)	Table (o)	ANT	EUT	Verdict
191.942	-69.40	-16.46	-25.0	-44.40	11.00	Vertical	Vertical	Pass
2551.700	-27.69	8.16	-25.0	-2.69	141.00	Vertical	Vertical	N/A
2634.300	-36.88	8.83	-25.0	-11.88	227.00	Vertical	Vertical	N/A
6711.250	-37.07	16.67	-25.0	-12.07	0.00	Vertical	Vertical	Pass
13408.088	-39.19	16.83	-25.0	-14.19	59.00	Vertical	Vertical	Pass
17916.000	-41.47	13.27	-25.0	-16.47	219.00	Vertical	Vertical	Pass

RSE-V&H LTE Band 41 BW20 CH40620

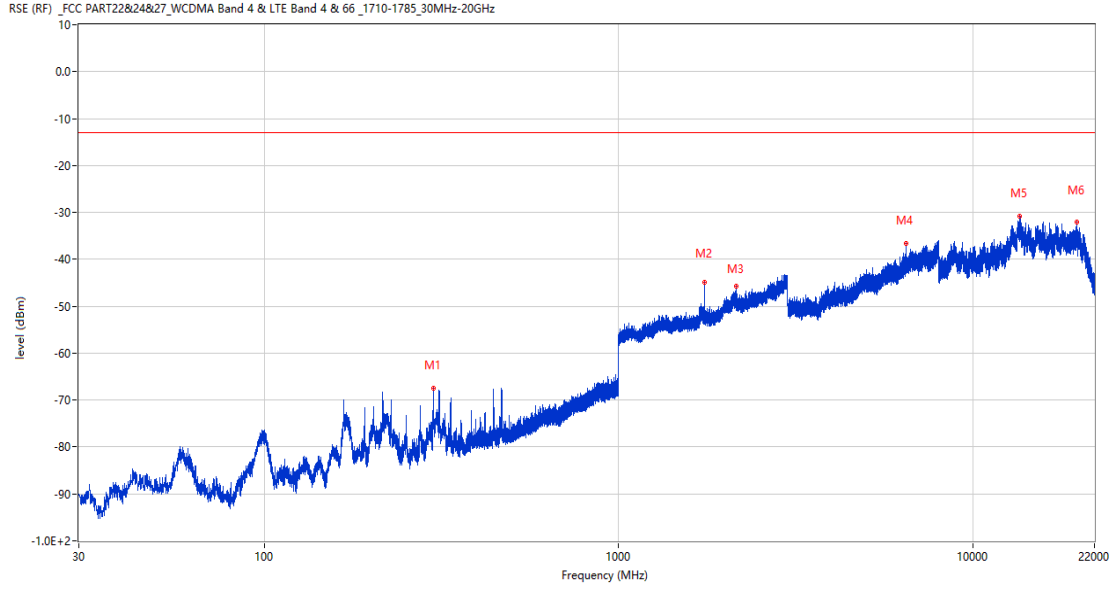


Frequency (MHz)	Result (dBm)	Factor (dB)	PK Limit (dBm)	Over Limit (dB)	Table (o)	ANT	EUT	Verdict
275.846	-67.90	-12.43	-25.0	-42.90	228.00	Vertical	Horizontal	Pass
2560.300	-32.19	8.25	-25.0	-7.19	69.00	Vertical	Horizontal	N/A
2634.400	-41.62	8.83	-25.0	-16.62	93.00	Vertical	Horizontal	N/A
6913.250	-36.98	16.36	-25.0	-11.98	206.00	Vertical	Horizontal	Pass
13412.550	-39.24	16.73	-25.0	-14.24	205.00	Vertical	Horizontal	Pass
19583.099	-41.64	12.93	-25.0	-16.64	292.00	Vertical	Horizontal	Pass

19 LTE Band 66

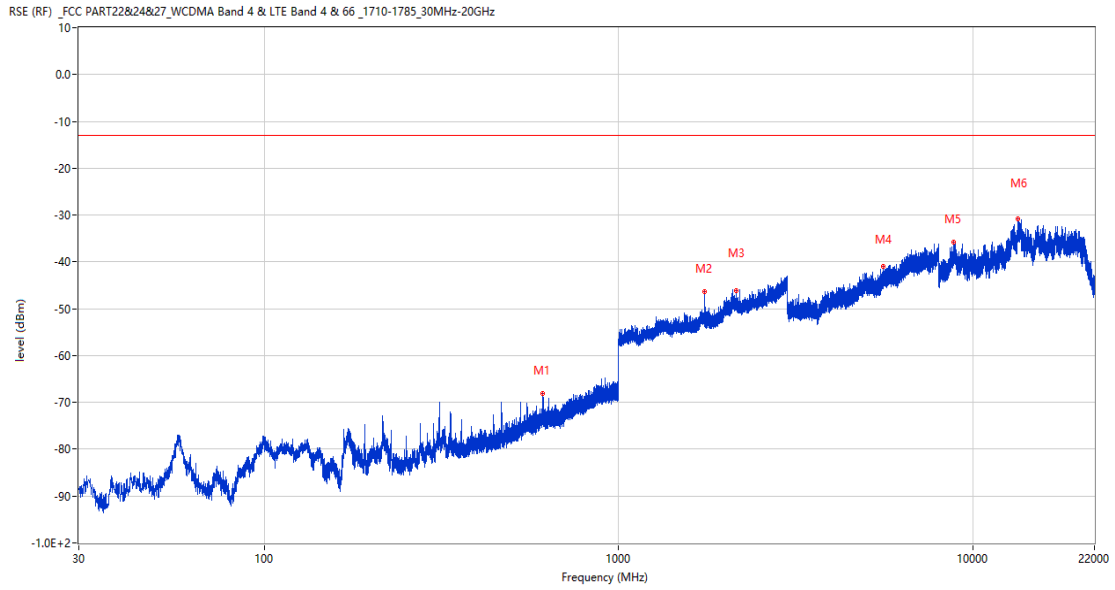
19.1 LTE Band 66 BW1.4, Middle Channel

RSE-H&H LTE Band 66 BW1.4 CH132322



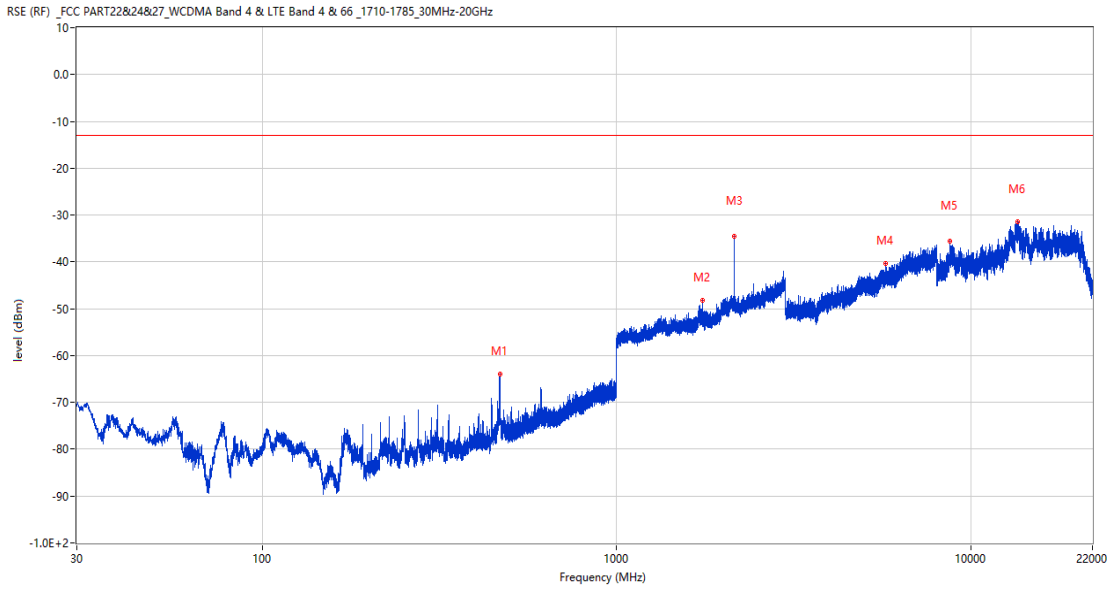
Frequency (MHz)	Result (dBm)	Factor (dB)	PK Limit (dBm)	Over Limit (dB)	Table (o)	ANT	EUT	Verdict
300.000	-67.51	-11.59	-13.0	-54.51	265.00	Horizontal	Horizontal	Pass
1744.600	-44.88	2.32	-13.0	-31.88	217.00	Horizontal	Horizontal	N/A
2145.200	-45.70	5.07	-13.0	-32.70	361.00	Horizontal	Horizontal	N/A
6459.750	-36.70	16.67	-13.0	-23.70	291.00	Horizontal	Horizontal	Pass
13529.775	-30.91	24.70	-13.0	-17.91	355.00	Horizontal	Horizontal	Pass
19574.651	-32.11	21.47	-13.0	-19.11	315.00	Horizontal	Horizontal	Pass

RSE-H&V LTE Band 66 BW1.4 CH132322



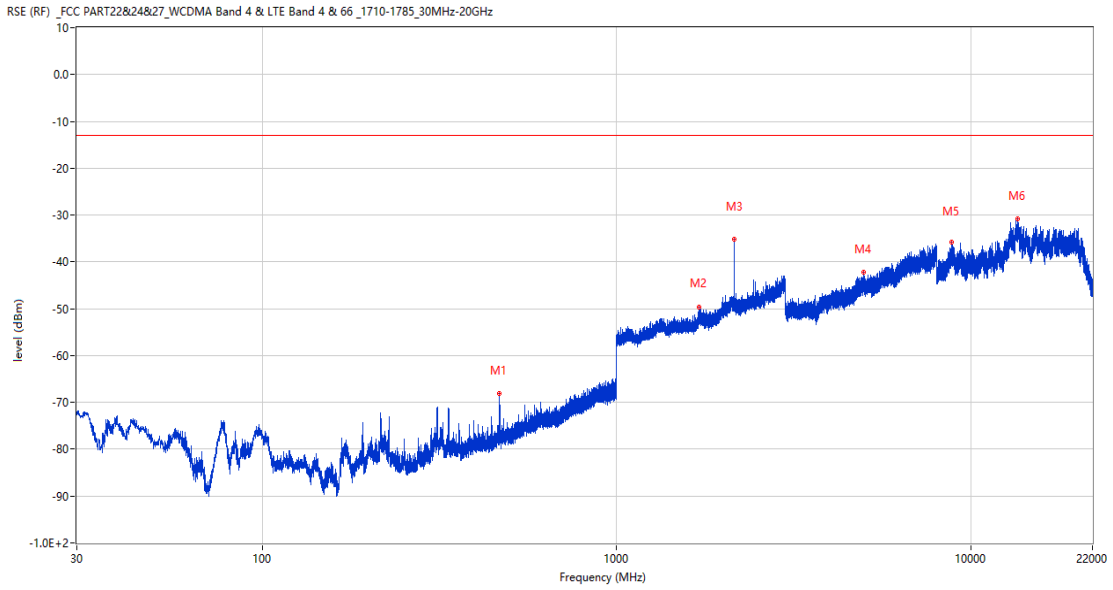
Frequency (MHz)	Result (dBm)	Factor (dB)	PK Limit (dBm)	Over Limit (dB)	Table (o)	ANT	EUT	Verdict
612.146	-68.18	-3.15	-13.0	-55.18	352.00	Horizontal	Vertical	Pass
1744.400	-46.34	2.32	-13.0	-33.34	344.00	Horizontal	Vertical	N/A
2144.500	-46.17	5.11	-13.0	-33.17	295.00	Horizontal	Vertical	N/A
5572.500	-40.98	12.90	-13.0	-27.98	260.00	Horizontal	Vertical	Pass
8819.849	-35.83	19.87	-13.0	-22.83	150.00	Horizontal	Vertical	Pass
13344.775	-30.71	24.34	-13.0	-17.71	348.00	Horizontal	Vertical	Pass

RSE-V&V LTE Band 66 BW1.4 CH132322



Frequency (MHz)	Result (dBm)	Factor (dB)	PK Limit (dBm)	Over Limit (dB)	Table (o)	ANT	EUT	Verdict
468.004	-64.00	-8.08	-13.0	-51.00	312.00	Vertical	Vertical	Pass
1744.600	-48.28	2.32	-13.0	-35.28	326.00	Vertical	Vertical	N/A
2144.700	-34.53	5.09	-13.0	-21.53	75.00	Vertical	Vertical	N/A
5749.500	-40.28	14.13	-13.0	-27.28	36.00	Vertical	Vertical	Pass
8700.625	-35.51	19.41	-13.0	-22.51	248.00	Vertical	Vertical	Pass
13529.775	-31.53	24.70	-13.0	-18.53	338.00	Vertical	Vertical	Pass

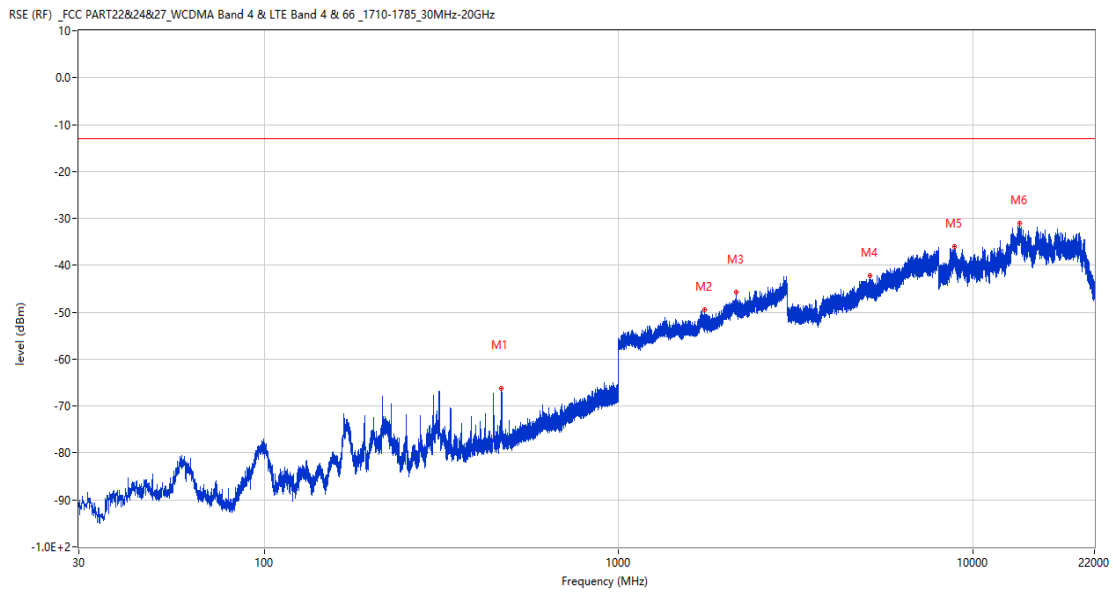
RSE-V&H LTE Band 66 BW1.4 CH132322



Frequency (MHz)	Result (dBm)	Factor (dB)	PK Limit (dBm)	Over Limit (dB)	Table (o)	ANT	EUT	Verdict
467.810	-68.14	-8.10	-13.0	-55.14	23.00	Vertical	Horizontal	Pass
1709.100	-49.71	2.69	-13.0	-36.71	256.00	Vertical	Horizontal	Pass
2145.100	-35.22	5.08	-13.0	-22.22	247.00	Vertical	Horizontal	N/A
4969.000	-42.19	13.56	-13.0	-29.19	144.00	Vertical	Horizontal	Pass
8802.275	-35.81	19.58	-13.0	-22.81	306.00	Vertical	Horizontal	Pass
13565.388	-30.90	25.11	-13.0	-17.90	361.00	Vertical	Horizontal	Pass

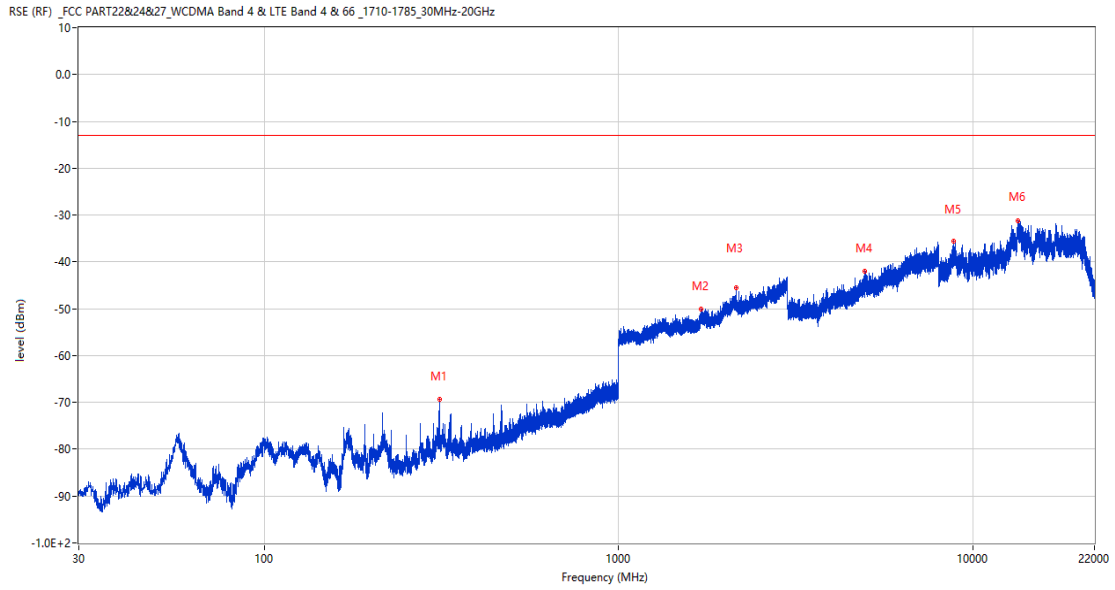
19.2 LTE Band 66 BW3, Middle Channel

RSE-H&H LTE Band 66 BW3 CH132322



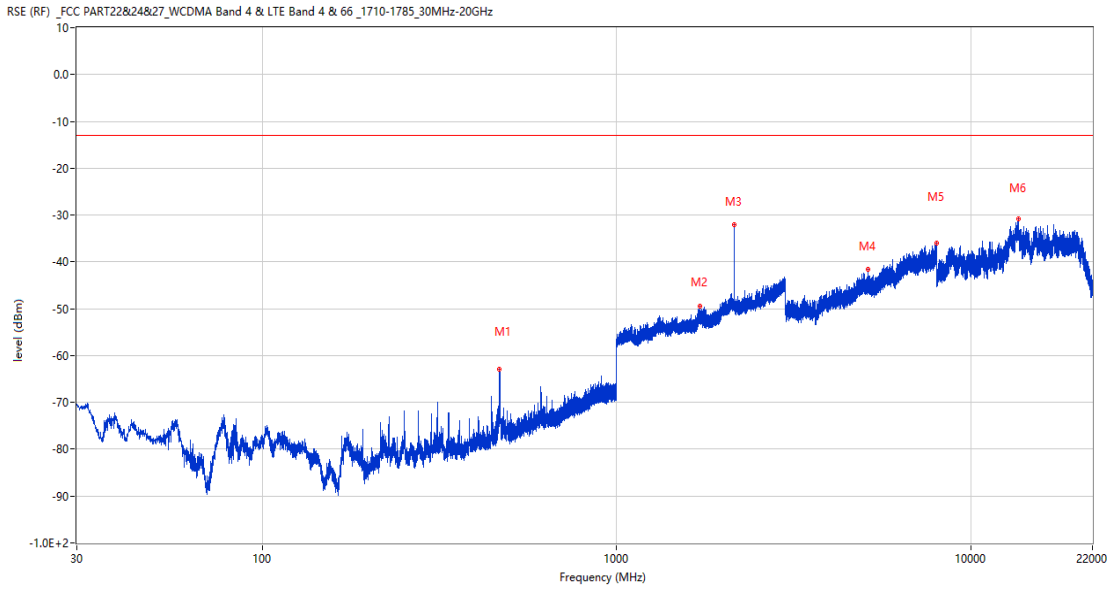
Frequency (MHz)	Result (dBm)	Factor (dB)	PK Limit (dBm)	Over Limit (dB)	Table (o)	ANT	EUT	Verdict
467.810	-66.32	-8.10	-13.0	-53.32	107.00	Horizontal	Horizontal	Pass
1743.500	-49.38	2.33	-13.0	-36.38	133.00	Horizontal	Horizontal	N/A
2145.300	-45.81	5.07	-13.0	-32.81	362.00	Horizontal	Horizontal	N/A
5107.500	-42.24	12.28	-13.0	-29.24	19.00	Horizontal	Horizontal	Pass
8853.100	-36.05	20.32	-13.0	-23.05	288.00	Horizontal	Horizontal	Pass
13542.725	-31.00	25.03	-13.0	-18.00	8.00	Horizontal	Horizontal	Pass

RSE-H&V LTE Band 66 BW3 CH132322



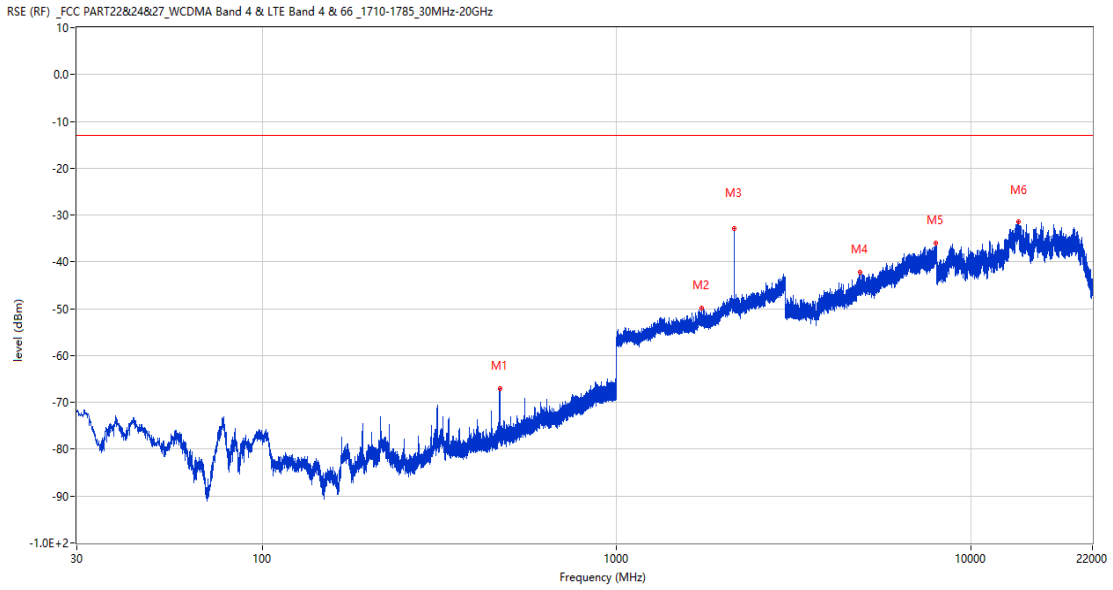
Frequency (MHz)	Result (dBm)	Factor (dB)	PK Limit (dBm)	Over Limit (dB)	Table (o)	ANT	EUT	Verdict
311.930	-69.35	-11.56	-13.0	-56.35	13.00	Horizontal	Vertical	Pass
1706.500	-50.18	2.71	-13.0	-37.18	-2.00	Horizontal	Vertical	Pass
2145.600	-45.62	5.08	-13.0	-32.62	342.00	Horizontal	Vertical	N/A
4951.750	-42.03	12.82	-13.0	-29.03	16.00	Horizontal	Vertical	Pass
8831.250	-35.66	20.05	-13.0	-22.66	151.00	Horizontal	Vertical	Pass
13386.401	-31.22	24.77	-13.0	-18.22	333.00	Horizontal	Vertical	Pass

RSE-V&V LTE Band 66 BW3 CH132322



Frequency (MHz)	Result (dBm)	Factor (dB)	PK Limit (dBm)	Over Limit (dB)	Table (o)	ANT	EUT	Verdict
467.906	-62.97	-8.09	-13.0	-49.97	268.00	Vertical	Vertical	Pass
1717.500	-49.44	2.60	-13.0	-36.44	278.00	Vertical	Vertical	Pass
2145.100	-32.00	5.08	-13.0	-19.00	278.00	Vertical	Vertical	N/A
5106.250	-41.67	12.27	-13.0	-28.67	93.00	Vertical	Vertical	Pass
7998.750	-36.06	18.91	-13.0	-23.06	219.00	Vertical	Vertical	Pass
13574.638	-30.89	25.05	-13.0	-17.89	228.00	Vertical	Vertical	Pass

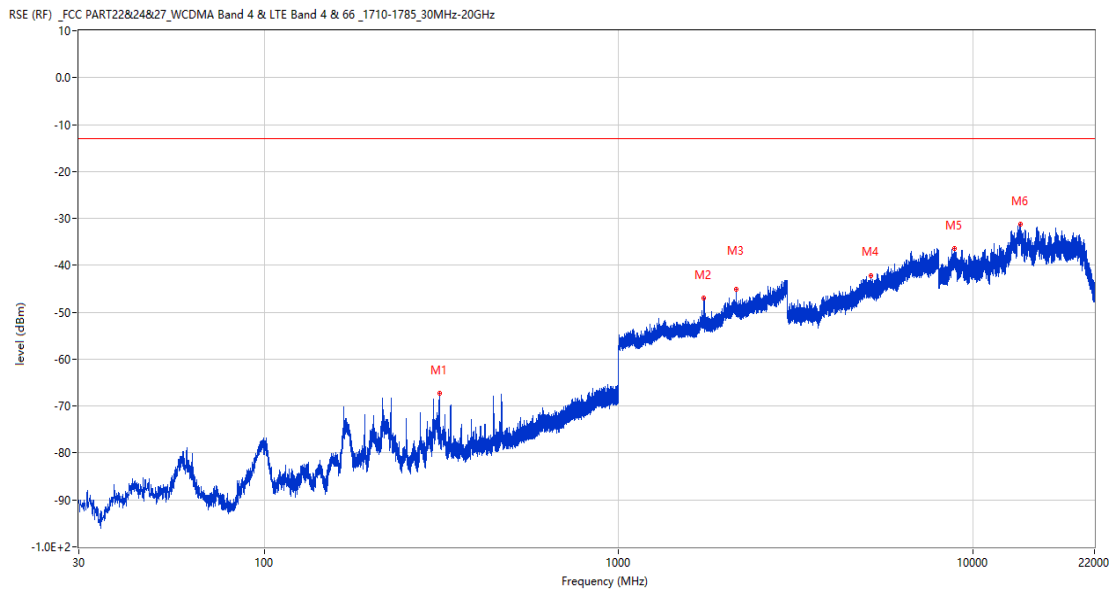
RSE-V&H LTE Band 66 BW3 CH132322



Frequency (MHz)	Result (dBm)	Factor (dB)	PK Limit (dBm)	Over Limit (dB)	Table (o)	ANT	EUT	Verdict
468.004	-67.14	-8.08	-13.0	-54.14	32.00	Vertical	Horizontal	Pass
1736.200	-49.87	2.41	-13.0	-36.87	74.00	Vertical	Horizontal	N/A
2144.600	-32.82	5.09	-13.0	-19.82	283.00	Vertical	Horizontal	N/A
4864.000	-42.15	12.35	-13.0	-29.15	92.00	Vertical	Horizontal	Pass
7932.250	-36.04	18.78	-13.0	-23.04	70.00	Vertical	Horizontal	Pass
13640.776	-31.53	24.84	-13.0	-18.53	-1.00	Vertical	Horizontal	Pass

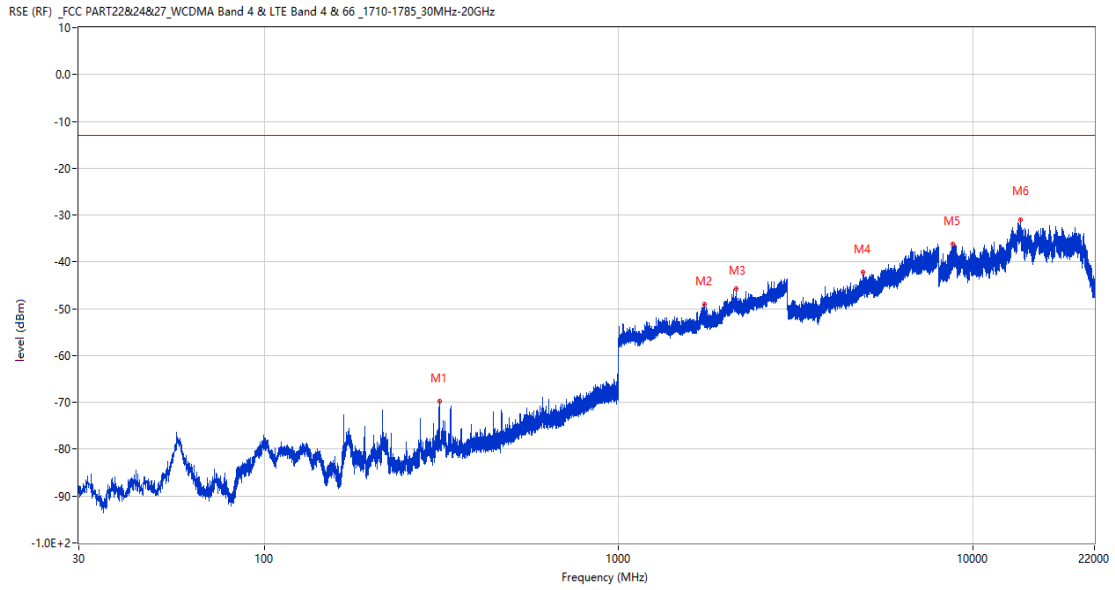
19.3 LTE Band 66 BW5, Middle Channel

RSE-H&H LTE Band 66 BW5 CH132322



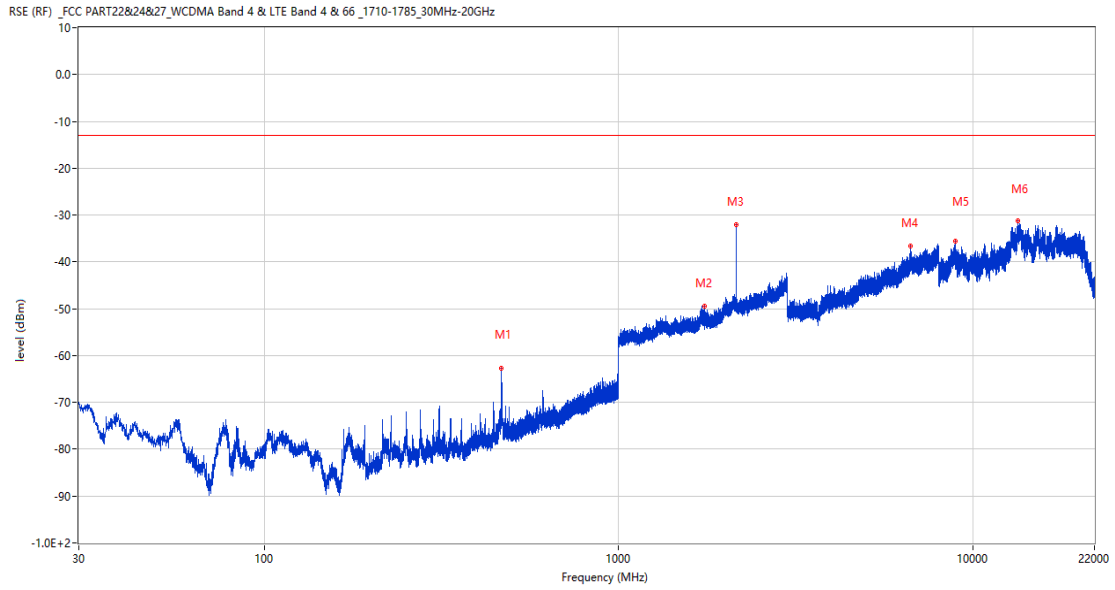
Frequency (MHz)	Result (dBm)	Factor (dB)	PK Limit (dBm)	Over Limit (dB)	Table (o)	ANT	EUT	Verdict
312.027	-67.22	-11.55	-13.0	-54.22	241.00	Horizontal	Horizontal	Pass
1742.600	-46.92	2.34	-13.0	-33.92	82.00	Horizontal	Horizontal	N/A
2144.100	-45.16	5.15	-13.0	-32.16	123.00	Horizontal	Horizontal	N/A
5135.000	-42.18	12.22	-13.0	-29.18	175.00	Horizontal	Horizontal	Pass
8885.401	-36.37	19.93	-13.0	-23.37	307.00	Horizontal	Horizontal	Pass
13583.887	-31.32	24.98	-13.0	-18.32	193.00	Horizontal	Horizontal	Pass

RSE-H&V LTE Band 66 BW5 CH132322



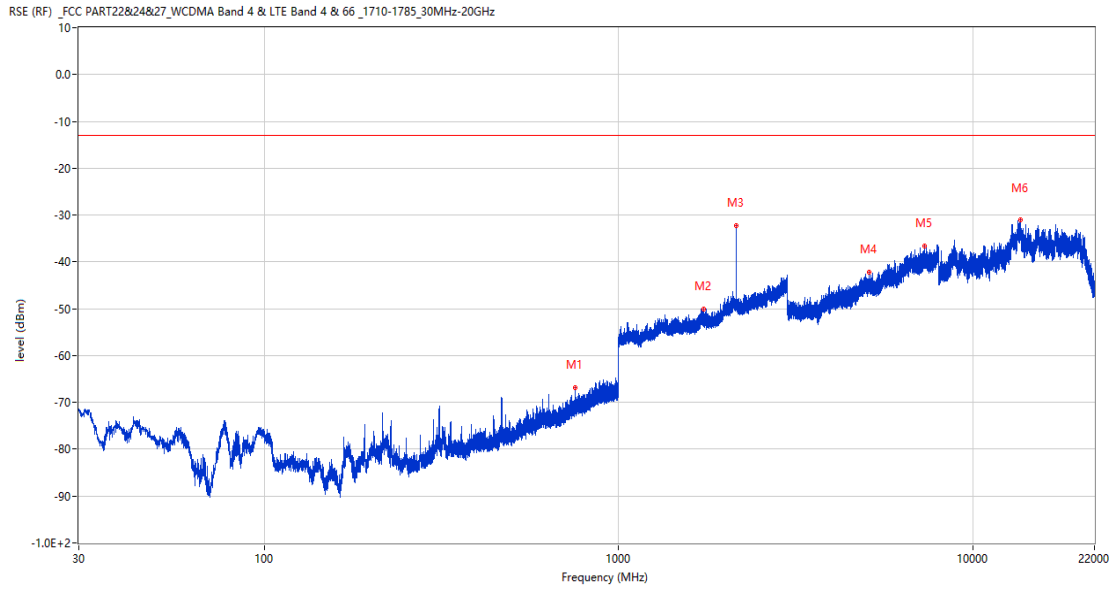
Frequency (MHz)	Result (dBm)	Factor (dB)	PK Limit (dBm)	Over Limit (dB)	Table (o)	ANT	EUT	Verdict
311.834	-69.82	-11.57	-13.0	-56.82	360.00	Horizontal	Vertical	Pass
1742.900	-48.97	2.34	-13.0	-35.97	17.00	Horizontal	Vertical	N/A
2145.100	-45.72	5.08	-13.0	-32.72	318.00	Horizontal	Vertical	N/A
4894.750	-42.12	12.38	-13.0	-29.12	0.00	Horizontal	Vertical	Pass
8784.938	-36.16	19.33	-13.0	-23.16	229.00	Horizontal	Vertical	Pass
13582.963	-31.03	24.99	-13.0	-18.03	309.00	Horizontal	Vertical	Pass

RSE-V&V LTE Band 66 BW5 CH132322



Frequency (MHz)	Result (dBm)	Factor (dB)	PK Limit (dBm)	Over Limit (dB)	Table (o)	ANT	EUT	Verdict
467.858	-62.69	-8.10	-13.0	-49.69	113.00	Vertical	Vertical	Pass
1742.900	-49.53	2.34	-13.0	-36.53	68.00	Vertical	Vertical	N/A
2145.700	-32.07	5.09	-13.0	-19.07	261.00	Vertical	Vertical	N/A
6672.750	-36.70	16.62	-13.0	-23.70	360.00	Vertical	Vertical	Pass
8917.224	-35.65	19.64	-13.0	-22.65	66.00	Vertical	Vertical	Pass
13378.076	-31.24	24.71	-13.0	-18.24	235.00	Vertical	Vertical	Pass

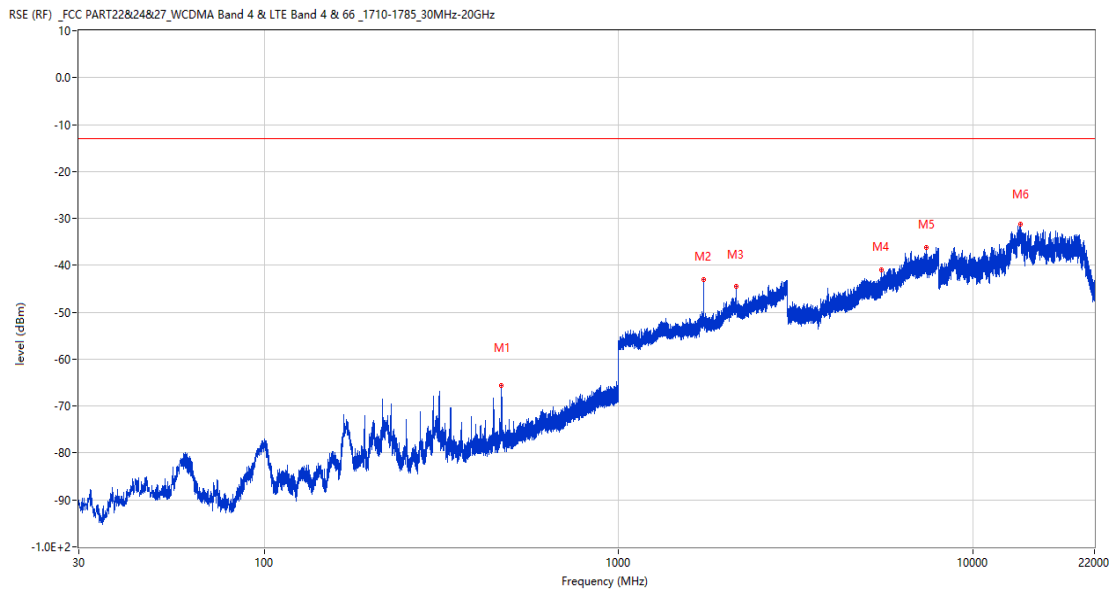
RSE-V&H LTE Band 66 BW5 CH132322



Frequency (MHz)	Result (dBm)	Factor (dB)	PK Limit (dBm)	Over Limit (dB)	Table (o)	ANT	EUT	Verdict
752.893	-66.83	-0.70	-13.0	-53.83	-2.00	Vertical	Horizontal	Pass
1739.500	-50.02	2.38	-13.0	-37.02	84.00	Vertical	Horizontal	N/A
2144.400	-32.21	5.12	-13.0	-19.21	-1.00	Vertical	Horizontal	N/A
5078.250	-42.23	12.25	-13.0	-29.23	354.00	Vertical	Horizontal	Pass
7290.500	-36.71	16.81	-13.0	-23.71	0.00	Vertical	Horizontal	Pass
13584.812	-31.07	24.98	-13.0	-18.07	228.00	Vertical	Horizontal	Pass

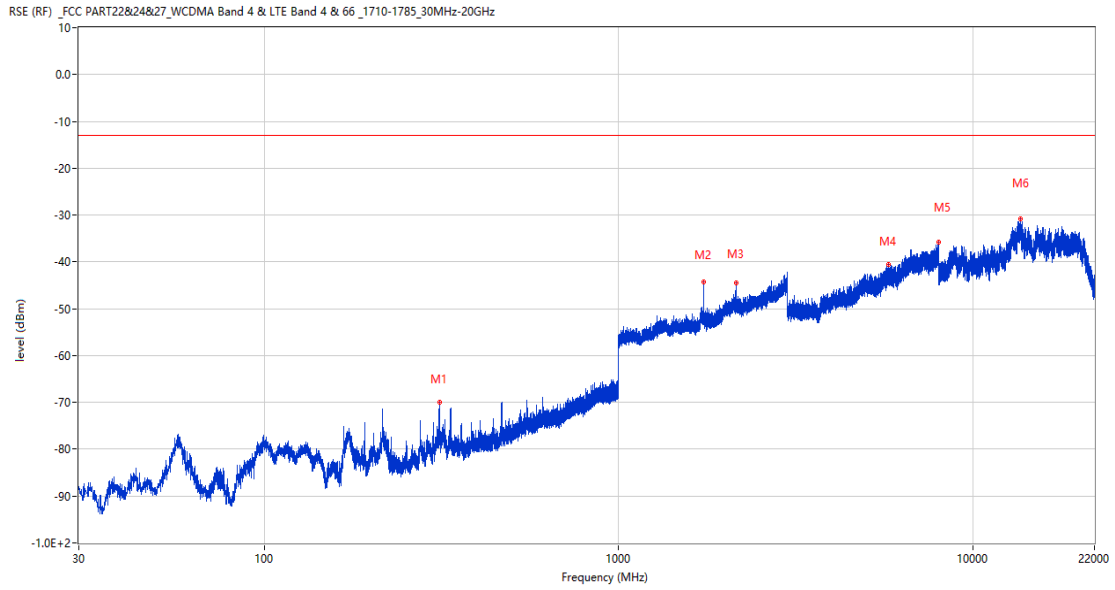
19.4 LTE Band 66 BW10, Middle Channel

RSE-H&H LTE Band 66 BW10 CH132322



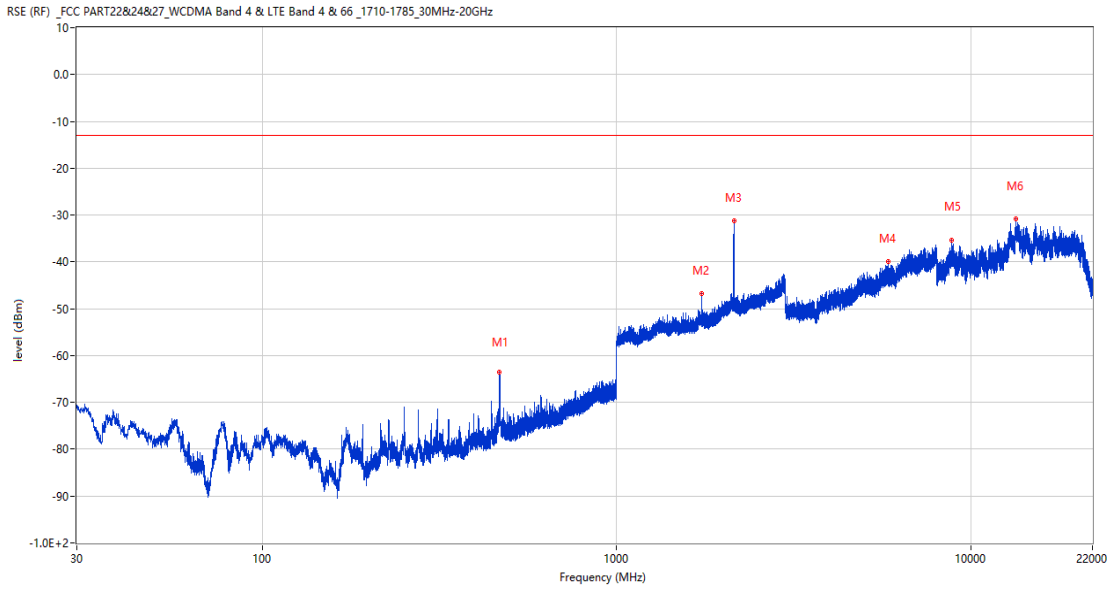
Frequency (MHz)	Result (dBm)	Factor (dB)	PK Limit (dBm)	Over Limit (dB)	Table (o)	ANT	EUT	Verdict
467.810	-65.68	-8.10	-13.0	-52.68	112.00	Horizontal	Horizontal	Pass
1740.600	-43.13	2.36	-13.0	-30.13	164.00	Horizontal	Horizontal	N/A
2146.500	-44.50	5.16	-13.0	-31.50	10.00	Horizontal	Horizontal	N/A
5530.500	-40.98	13.09	-13.0	-27.98	361.00	Horizontal	Horizontal	Pass
7381.000	-36.18	17.55	-13.0	-23.18	0.00	Horizontal	Horizontal	Pass
13571.401	-31.27	25.07	-13.0	-18.27	108.00	Horizontal	Horizontal	Pass

RSE-H&V LTE Band 66 BW10 CH132322



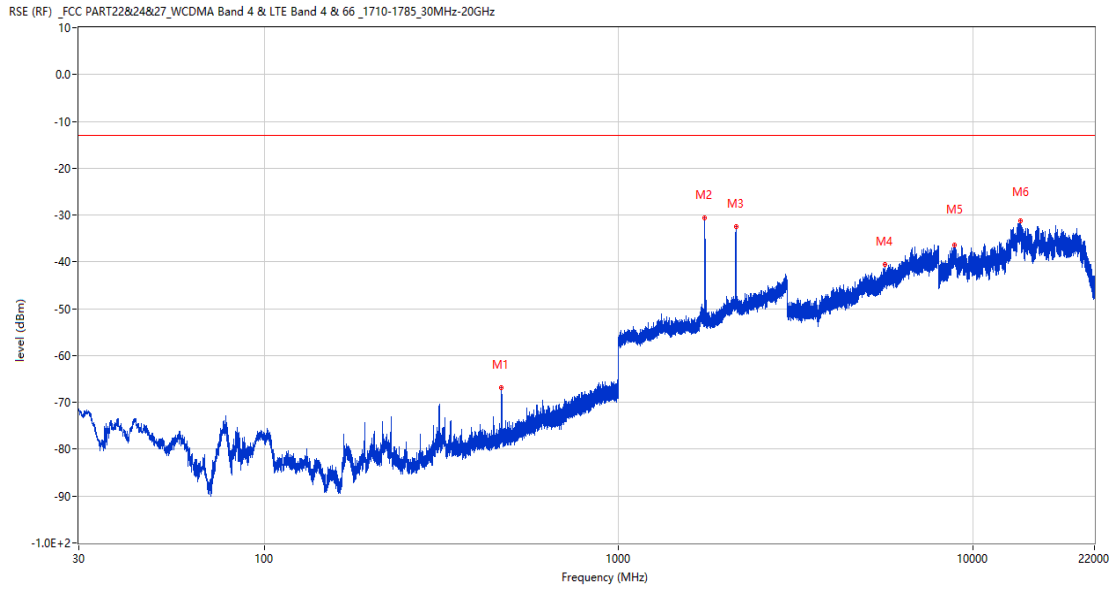
Frequency (MHz)	Result (dBm)	Factor (dB)	PK Limit (dBm)	Over Limit (dB)	Table (o)	ANT	EUT	Verdict
311.930	-69.97	-11.56	-13.0	-56.97	-1.00	Horizontal	Vertical	Pass
1740.400	-44.21	2.37	-13.0	-31.21	361.00	Horizontal	Vertical	N/A
2145.600	-44.48	5.08	-13.0	-31.48	350.00	Horizontal	Vertical	N/A
5770.000	-40.64	14.33	-13.0	-27.64	48.00	Horizontal	Vertical	Pass
8000.000	-35.78	19.04	-13.0	-22.78	291.00	Horizontal	Vertical	Pass
13576.487	-30.84	25.03	-13.0	-17.84	-1.00	Horizontal	Vertical	Pass

RSE-V&V LTE Band 66 BW10 CH132322



Frequency (MHz)	Result (dBm)	Factor (dB)	PK Limit (dBm)	Over Limit (dB)	Table (o)	ANT	EUT	Verdict
467.616	-63.63	-8.12	-13.0	-50.63	95.00	Vertical	Vertical	Pass
1740.400	-46.85	2.37	-13.0	-33.85	326.00	Vertical	Vertical	N/A
2145.300	-31.18	5.07	-13.0	-18.18	278.00	Vertical	Vertical	N/A
5831.500	-39.96	14.85	-13.0	-26.96	20.00	Vertical	Vertical	Pass
8822.700	-35.39	19.91	-13.0	-22.39	73.00	Vertical	Vertical	Pass
13382.237	-30.90	24.74	-13.0	-17.90	167.00	Vertical	Vertical	Pass

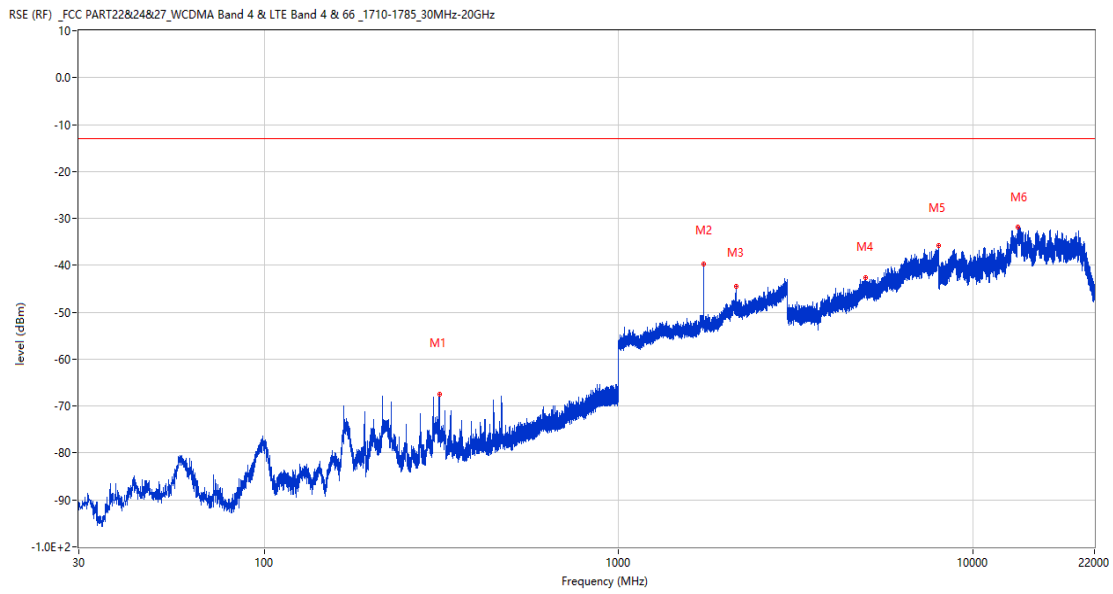
RSE-V&H LTE Band 66 BW10 CH132322



Frequency (MHz)	Result (dBm)	Factor (dB)	PK Limit (dBm)	Over Limit (dB)	Table (o)	ANT	EUT	Verdict
467.810	-66.76	-8.10	-13.0	-53.76	43.00	Vertical	Horizontal	Pass
1746.000	-30.57	2.31	-13.0	-17.57	41.00	Vertical	Horizontal	N/A
2144.100	-32.42	5.15	-13.0	-19.42	228.00	Vertical	Horizontal	N/A
5636.750	-40.55	13.56	-13.0	-27.55	28.00	Vertical	Horizontal	Pass
8843.600	-36.49	20.26	-13.0	-23.49	345.00	Vertical	Horizontal	Pass
13645.400	-31.26	24.83	-13.0	-18.26	213.00	Vertical	Horizontal	Pass

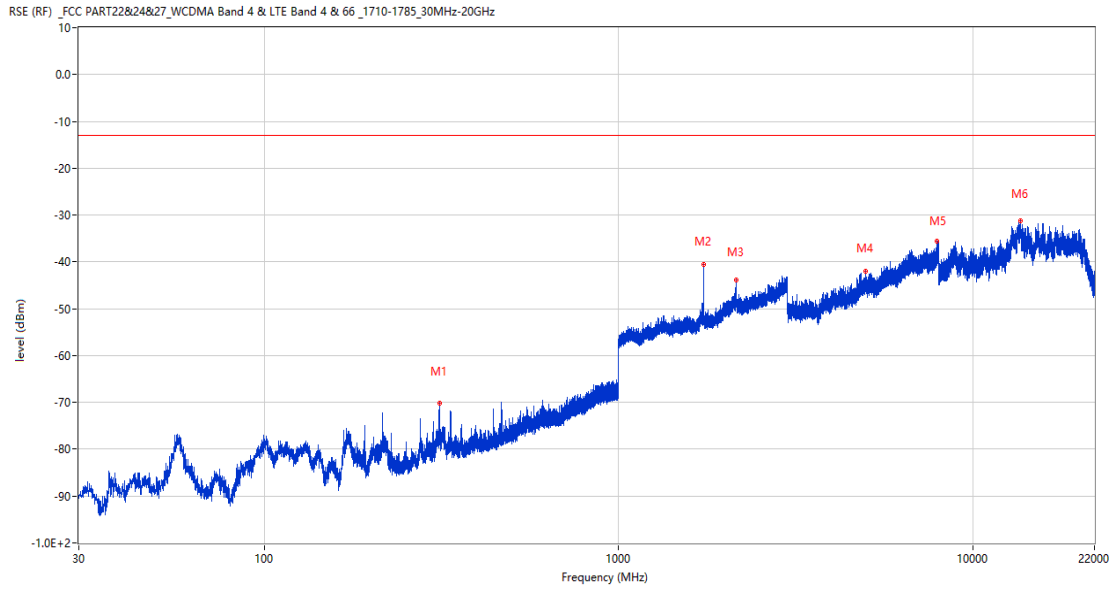
19.5 LTE Band 66 BW15, Middle Channel

RSE-H&H LTE Band 66 BW15 CH132322



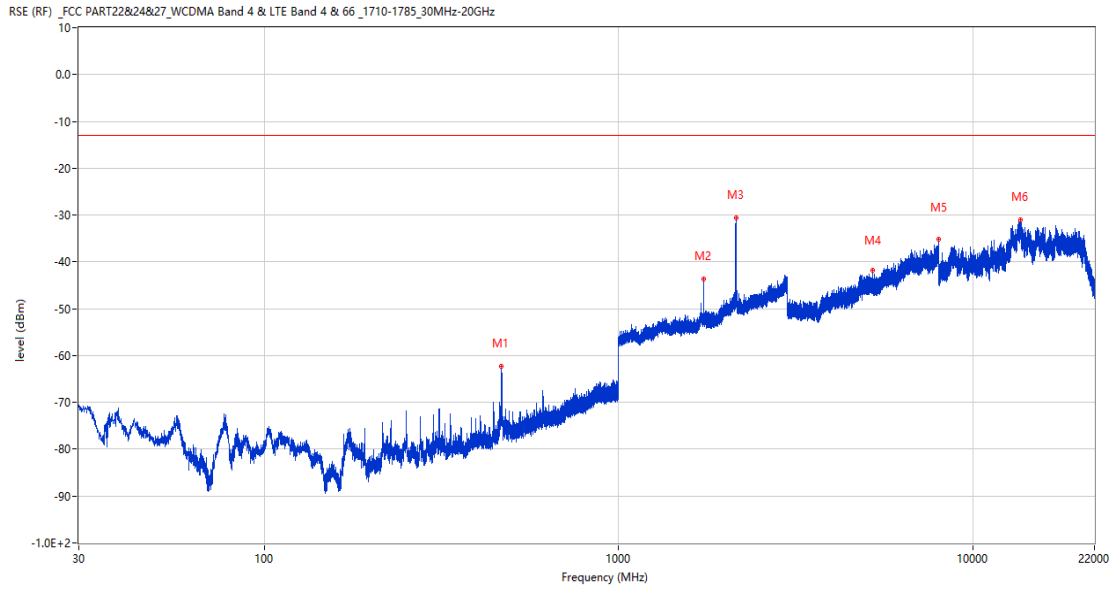
Frequency (MHz)	Result (dBm)	Factor (dB)	PK Limit (dBm)	Over Limit (dB)	Table (o)	ANT	EUT	Verdict
312.076	-67.45	-11.55	-13.0	-54.45	265.00	Horizontal	Horizontal	Pass
1738.200	-39.76	2.39	-13.0	-26.76	155.00	Horizontal	Horizontal	N/A
2147.400	-44.49	5.21	-13.0	-31.49	342.00	Horizontal	Horizontal	N/A
4979.250	-42.52	13.37	-13.0	-29.52	91.00	Horizontal	Horizontal	Pass
7992.500	-35.87	18.51	-13.0	-22.87	185.00	Horizontal	Horizontal	Pass
13367.437	-31.91	24.65	-13.0	-18.91	332.00	Horizontal	Horizontal	Pass

RSE-H&V LTE Band 66 BW15 CH132322



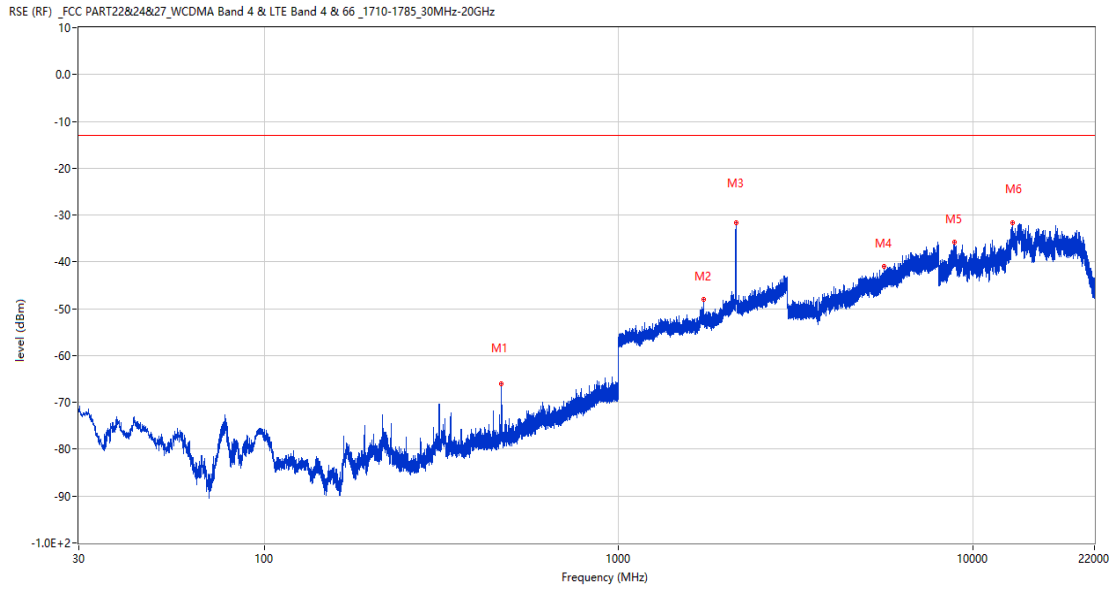
Frequency (MHz)	Result (dBm)	Factor (dB)	PK Limit (dBm)	Over Limit (dB)	Table (o)	ANT	EUT	Verdict
311.979	-70.15	-11.55	-13.0	-57.15	1.00	Horizontal	Vertical	Pass
1738.200	-40.57	2.39	-13.0	-27.57	25.00	Horizontal	Vertical	N/A
2143.900	-43.94	5.18	-13.0	-30.94	268.00	Horizontal	Vertical	N/A
4980.750	-42.10	13.33	-13.0	-29.10	238.00	Horizontal	Vertical	Pass
7925.500	-35.53	18.42	-13.0	-22.53	354.00	Horizontal	Vertical	Pass
13603.313	-31.30	24.87	-13.0	-18.30	46.00	Horizontal	Vertical	Pass

RSE-V&V LTE Band 66 BW15 CH132322



Frequency (MHz)	Result (dBm)	Factor (dB)	PK Limit (dBm)	Over Limit (dB)	Table (o)	ANT	EUT	Verdict
467.712	-62.31	-8.11	-13.0	-49.31	119.00	Vertical	Vertical	Pass
1738.100	-43.73	2.39	-13.0	-30.73	325.00	Vertical	Vertical	N/A
2148.600	-30.70	5.20	-13.0	-17.70	277.00	Vertical	Vertical	N/A
5200.250	-41.83	12.52	-13.0	-28.83	207.00	Vertical	Vertical	Pass
7991.750	-35.15	18.51	-13.0	-22.15	111.00	Vertical	Vertical	Pass
13623.663	-31.09	24.85	-13.0	-18.09	234.00	Vertical	Vertical	Pass

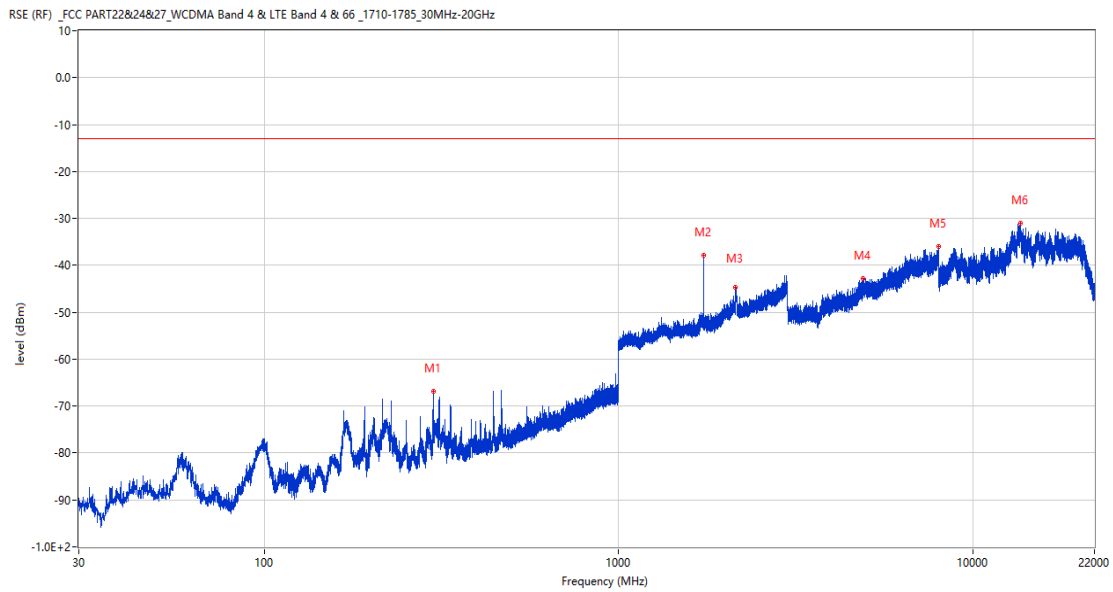
RSE-V&H LTE Band 66 BW15 CH132322



Frequency (MHz)	Result (dBm)	Factor (dB)	PK Limit (dBm)	Over Limit (dB)	Table (o)	ANT	EUT	Verdict
467.712	-65.97	-8.11	-13.0	-52.97	39.00	Vertical	Horizontal	Pass
1738.000	-48.04	2.39	-13.0	-35.04	2.00	Vertical	Horizontal	N/A
2148.200	-31.70	5.20	-13.0	-18.70	353.00	Vertical	Horizontal	N/A
5609.250	-40.98	13.72	-13.0	-27.98	218.00	Vertical	Horizontal	Pass
8843.362	-35.74	20.25	-13.0	-22.74	270.00	Vertical	Horizontal	Pass
12918.350	-31.54	23.48	-13.0	-18.54	127.00	Vertical	Horizontal	Pass

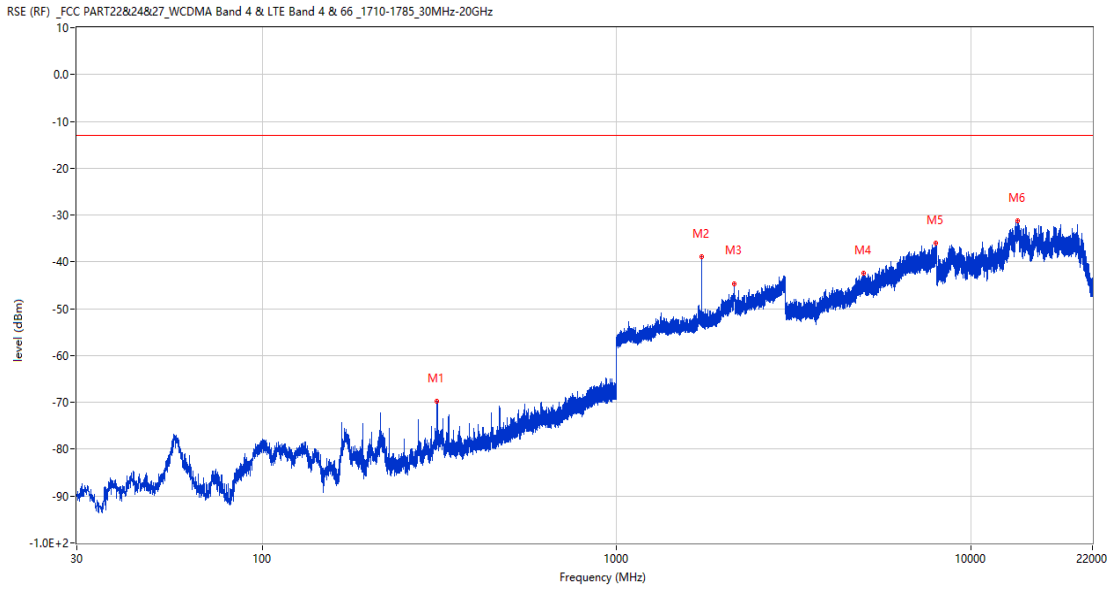
19.6 LTE Band 66 BW20, Middle Channel

RSE-H&H LTE Band 66 BW20 CH132322



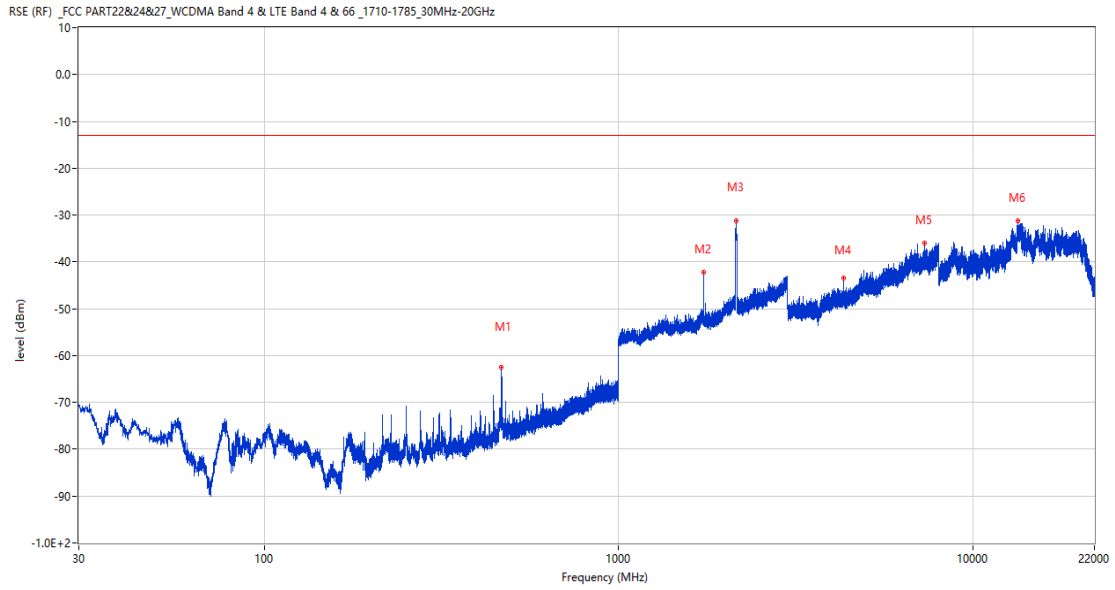
Frequency (MHz)	Result (dBm)	Factor (dB)	PK Limit (dBm)	Over Limit (dB)	Table (o)	ANT	EUT	Verdict
299.806	-66.83	-11.57	-13.0	-53.83	246.00	Horizontal	Horizontal	Pass
1736.000	-37.83	2.41	-13.0	-24.83	83.00	Horizontal	Horizontal	N/A
2137.300	-44.74	5.07	-13.0	-31.74	344.00	Horizontal	Horizontal	N/A
4882.500	-42.92	12.63	-13.0	-29.92	361.00	Horizontal	Horizontal	Pass
7992.000	-36.08	18.51	-13.0	-23.08	60.00	Horizontal	Horizontal	Pass
13632.451	-31.06	24.84	-13.0	-18.06	328.00	Horizontal	Horizontal	Pass

RSE-H&V LTE Band 66 BW20 CH132322



Frequency (MHz)	Result (dBm)	Factor (dB)	PK Limit (dBm)	Over Limit (dB)	Table (o)	ANT	EUT	Verdict
311.785	-69.70	-11.58	-13.0	-56.70	8.00	Horizontal	Vertical	Pass
1736.100	-38.97	2.41	-13.0	-25.97	19.00	Horizontal	Vertical	N/A
2148.400	-44.60	5.20	-13.0	-31.60	277.00	Horizontal	Vertical	N/A
4974.000	-42.44	13.47	-13.0	-29.44	281.00	Horizontal	Vertical	Pass
7939.250	-36.00	18.96	-13.0	-23.00	281.00	Horizontal	Vertical	Pass
13554.750	-31.22	25.19	-13.0	-18.22	362.00	Horizontal	Vertical	Pass

RSE-V&V LTE Band 66 BW20 CH132322



Frequency (MHz)	Result (dBm)	Factor (dB)	PK Limit (dBm)	Over Limit (dB)	Table (o)	ANT	EUT	Verdict
467.761	-62.56	-8.11	-13.0	-49.56	114.00	Vertical	Vertical	Pass
1736.300	-42.23	2.41	-13.0	-29.23	326.00	Vertical	Vertical	N/A
2153.000	-31.13	4.94	-13.0	-18.13	277.00	Vertical	Vertical	N/A
4304.250	-43.52	10.78	-13.0	-30.52	112.00	Vertical	Vertical	Pass
7297.750	-36.01	16.70	-13.0	-23.01	6.00	Vertical	Vertical	Pass
13396.575	-31.14	24.83	-13.0	-18.14	246.00	Vertical	Vertical	Pass