

# RF TEST REPORT

ISSUED BY  
Shenzhen BALUN Technology Co., Ltd.



FOR  
**Mobile Phone**

ISSUED TO  
Realme Chongqing Mobile Telecommunications Corp., Ltd.  
No.178 Yulong Avenue, Yufengshan, Yubei District, Chongqing, China



Tested by: Yu Ying Yuan  
Yu Yingyuan  
Date Feb. 18, 2022

Approved by: Liao Jianming  
Liao Jianming  
(Technical Director)  
Date Feb. 18, 2022

Report No.: BL-SZ21B0287-605  
EUT Name: Mobile Phone  
Model Name: RMX3472  
Brand Name: realme  
Test Standard: 47 CFR Part 15 Subpart E  
(refer section 3.1)  
FCC ID: 2AUYFRMX3472

Test Conclusion: Pass  
Test Date: Nov. 10, 2021 ~ Jan. 28, 2022  
Date of Issue: Feb. 18, 2022

*NOTE: This test report of test results only related to testing samples, which can be duplicated completely for the legal use with the approval of the applicant; it shall not be reproduced except in full, without the written approval of Shenzhen BALUN Technology Co., Ltd. Any objections should be raised within thirty days from the date of issue. To validate the report, please contact us.*

**Revision History**

<u>Version</u>	<u>Issue Date</u>	<u>Revisions Content</u>
<u>Rev. 01</u>	<u>Feb. 11, 2022</u>	<u>Initial Issue</u>
<u>Rev. 02</u>	<u>Feb. 18, 2022</u>	<u>Updated Section A.1 RF Output Power</u>

**TABLE OF CONTENTS**

1 ADMINISTRATIVE DATA (GENERAL INFORMATION) ..... 4

    1.1 Identification of the Testing Laboratory ..... 4

    1.2 Identification of the Responsible Testing Location ..... 4

    1.3 Laboratory Condition ..... 4

    1.4 Announce ..... 4

2 PRODUCT INFORMATION ..... 5

    2.1 Applicant ..... 5

    2.2 Manufacturer ..... 5

    2.3 Factory ..... 5

    2.4 General Description for Equipment under Test (EUT) ..... 5

    2.5 Technical Information ..... 6

    2.6 Additional Instructions ..... 7

    2.7 Channel List ..... 10

3 SUMMARY OF TEST RESULTS ..... 13

    3.1 Test Standards ..... 13

    3.2 Verdict ..... 13

4 GENERAL TEST CONFIGURATIONS ..... 14

    4.1 Test Environments ..... 14

    4.2 Test Equipment List ..... 14

    4.3 Test Software List ..... 15

    4.4 Measurement Uncertainty ..... 15

    4.5 Description of Test Setup ..... 16

5 TEST ITEMS ..... 19

    5.1 RF Output Power ..... 19

    5.2 Emission Bandwidth and 6 dB Bandwidth ..... 20

    5.3 Power Spectral density (PSD) ..... 21

    5.4 Conducted Emission ..... 22

5.5 Radiated Spurious Emissions and Band Edge (Restricted-band) ..... 23

ANNEX A TEST RESULT ..... 28

A.1 RF Output Power ..... 28

A.2 Emission Bandwidth & 99% Bandwidth ..... 31

A.3 6 dB Bandwidth ..... 33

A.4 Power Spectral Density ..... 34

A.5 Conducted Emissions..... 36

A.6 Radiated Spurious Emissions and Band Edge (Restricted-band) ..... 38

ANNEX B TEST SETUP PHOTOS ..... 149

ANNEX C EUT EXTERNAL PHOTOS ..... 149

ANNEX D EUT INTERNAL PHOTOS..... 149

# 1 ADMINISTRATIVE DATA (GENERAL INFORMATION)

## 1.1 Identification of the Testing Laboratory

Company Name	Shenzhen BALUN Technology Co., Ltd.
Address	Block B, 1st FL, Baisha Science and Technology Park, Shahe Xi Road, Nanshan District, Shenzhen, Guangdong Province, P. R. China
Phone Number	+86 755 6685 0100

## 1.2 Identification of the Responsible Testing Location

Test Location	Shenzhen BALUN Technology Co., Ltd.
Address	Block B, 1st FL, Baisha Science and Technology Park, Shahe Xi Road, Nanshan District, Shenzhen, Guangdong Province, P. R. China
Accreditation Certificate	The laboratory is a testing organization accredited by FCC as a accredited testing laboratory. The designation number is CN1196.
Description	All measurement facilities used to collect the measurement data are located at Block B, FL 1, Baisha Science and Technology Park, Shahe Xi Road, Nanshan District, Shenzhen, Guangdong Province, P. R. China 518055

## 1.3 Laboratory Condition

Ambient Temperature	20°C to 25°C
Ambient Relative Humidity	45% to 55%
Ambient Pressure	100 kPa to 102 kPa

## 1.4 Announce

- (1) The test report reference to the report template version v4.6.
- (2) The test report is invalid if not marked with the signatures of the persons responsible for preparing and approving the test report.
- (3) The test report is invalid if there is any evidence and/or falsification.
- (4) The results documented in this report apply only to the tested sample, under the conditions and modes of operation as described herein.
- (5) This document may not be altered or revised in any way unless done so by BALUN and all revisions are duly noted in the revisions section.
- (6) Content of the test report, in part or in full, cannot be used for publicity and/or promotional purposes without prior written approval from the laboratory.
- (7) The laboratory is only responsible for the data released by the laboratory, except for the part provided by the applicant.

## 2 PRODUCT INFORMATION

### 2.1 Applicant

Applicant	Realme Chongqing Mobile Telecommunications Corp., Ltd.
Address	No.178 Yulong Avenue, Yufengshan, Yubei District, Chongqing, China

### 2.2 Manufacturer

Manufacturer	Realme Chongqing Mobile Telecommunications Corp., Ltd.
Address	No.178 Yulong Avenue, Yufengshan, Yubei District, Chongqing, China

### 2.3 Factory

Factory	N/A
Address	N/A

### 2.4 General Description for Equipment under Test (EUT)

EUT Name	Mobile Phone
Model Name Under Test	RMX3472
Series Model Name	N/A
Description of Model name differentiation	N/A
Hardware Version	11
Software Version	realme UI V3.0
Dimensions (Approx.)	164.3*75.6*8.5mm
Weight (Approx.)	192g (with battery)

## 2.5 Technical Information

Network and Wireless connectivity	2G Network GSM/GPRS/EDGE 850/1900 MHz 3G Network WCDMA/HSDPA/HSUPA Band 2/4/5 4G Network FDD LTE Band 2/4/5/7/8/12/13/17/26/66 TDD LTE Band 38/41 LTE CA Uplink (UL): CA_7C, CA_38C, CA_41C 5G Network SA: NR n5/n7/n38/n41/n66 NSA: DC_2A_n7A, DC_5A_n7A, DC_5A_n66A, DC_7A_n5A, DC_7A_n66A, DC_12A_n66A, DC_26A_n41A, DC_66A_n5A, DC_66A_n7A, Bluetooth (BR+EDR+BLE) 2.4G WIFI 802.11b, 802.11g, 802.11n(HT20/40) 5G WIFI 802.11a, 802.11n(HT20/40), 802.11ac(VHT20/40/80) U-NII-1/2A/2C/3, NFC, GPS, GLONASS, BDS, Galileo
-----------------------------------	---

The requirement for the following technical information of the EUT was tested in this report:

Frequency Range	U-NII-1: 5150 MHz to 5250 MHz, U-NII-2A: 5250 MHz to 5350 MHz, U-NII-2C: 5470 MHz to 5725 MHz, U-NII-3: 5725 MHz to 5850 MHz			
Product Type	<input type="checkbox"/> Mobile <input checked="" type="checkbox"/> Portable <input type="checkbox"/> Fix Location			
Modulation technology	OFDM			
Modulation Type	256QAM, 64QAM, 16QAM, BPSK, QPSK			
Product Type	Portable for FCC standard			
Transfer Rate (Mbps) (Single RF path)	802.11a: 54/ 48/ 36/ 24/ 18/ 12/ 9/ 6 Mbps 802.11n: up to 150 Mbps 802.11ac: up to VHT-MCS9			
Channel Bandwidth	802.11a: 20 MHz 802.11n: 20 MHz, 40 MHz 802.11ac: 20 MHz, 40 MHz, 80 MHz			
Maximum Output Power	U-NII-1: 17.29 dBm U-NII-2A: 17.29 dBm U-NII-2C: 17.30 dBm U-NII-3: 18.29 dBm			
Antenna Type	<table border="1" style="width: 100%;"> <tr> <td style="width: 150px;">Main Antenna</td> <td rowspan="2">PIFA Antenna</td> </tr> <tr> <td>Aux. Antenna</td> </tr> </table>	Main Antenna	PIFA Antenna	Aux. Antenna
Main Antenna	PIFA Antenna			
Aux. Antenna				
Antenna Gain	U-NII-1: 5150 MHz to 5250 MHz: 1.56 dBi U-NII-2A: 5250 MHz to 5350 MHz: 1.56 dBi U-NII-2C: 5470 MHz to 5725 MHz: 1.56 dBi U-NII-3: 5725 MHz to 5850 MHz: -1.12 dBi (In test items related to antenna gain, the final results reflect this figure. This value is provided by the applicant.)			
About the Product	The equipment is Mobile Phone, intended for used with information technology equipment.			

## 2.6 Additional Instructions

EUT Software Settings:

Mode	<input checked="" type="checkbox"/> Special software is used. The software provided by client to enable the EUT under transmission condition continuously at specific channel frequencies individually.
------	--

During testing, Channel and Power Controlling Software provided by the customer was used to control the operating channel as well as the output power level. The RF output power selection is for the setting of RF output power expected by the customer and is going to be fixed on the firmware of the final end product.

Test Software Version	QRCT4		
Support Units (Software installation media)	Description	Manufacturer	Model
	Notebook	HP	N/A

U-NII-1 (5150 - 5250 MHz) Power level setup in software			
Mode	Channel	Frequency (MHz)	Soft Set
11a	CH36	5180	10.0
11a	CH44	5220	17.0
11a	CH48	5240	17.0
11n (HT20)	CH36	5180	12.0
11n (HT20)	CH44	5220	17.0
11n (HT20)	CH48	5240	17.0
11n (HT40)	CH38	5190	15.0
11n (HT40)	CH46	5230	17.0
11ac (VHT20)	CH36	5180	12.0
11ac (VHT20)	CH44	5220	17.0
11ac (VHT20)	CH48	5240	17.0
11ac (VHT40)	CH38	5190	15.0
11ac (VHT40)	CH46	5230	17.0
11ac (VHT80)	CH42	5210	12.0

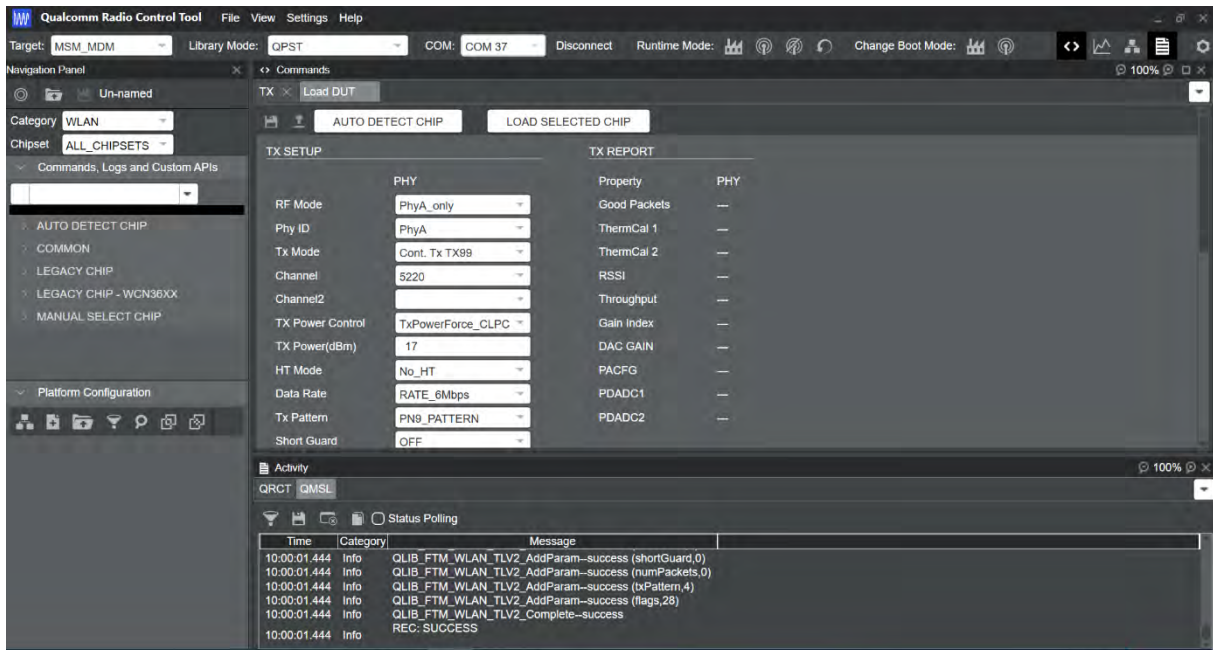
U-NII-2A (5250 - 5350 MHz) Power level setup in software			
Mode	Channel	Frequency (MHz)	Soft Set
11a	CH52	5260	17.0
11a	CH60	5300	17.0
11a	CH64	5320	11.5
11n (HT20)	CH52	5260	17.0
11n (HT20)	CH60	5300	17.0
11n (HT20)	CH64	5320	13.0
11n (HT40)	CH54	5270	17.0
11n (HT40)	CH62	5310	12.0
11ac (VHT20)	CH52	5260	17.0
11ac (VHT20)	CH60	5300	17.0
11ac (VHT20)	CH64	5320	13.0
11ac (VHT40)	CH54	5270	17.0
11ac (VHT40)	CH62	5310	12.0
11ac (VHT80)	CH58	5290	10.0

U-NII-2C (5470 - 5725 MHz) Power level setup in software			
Mode	Channel	Frequency (MHz)	Soft Set
11a	CH100	5500	11.0
11a	CH116	5580	17.0
11a	CH140	5700	11.0
11n (HT20)	CH100	5500	13.0
11n (HT20)	CH116	5580	17.0
11n (HT20)	CH140	5700	12.0
11n (HT40)	CH102	5510	14.0
11n (HT40)	CH118	5590	17.0
11n (HT40)	CH134	5670	15.5
11ac (VHT20)	CH100	5500	13.5
11ac (VHT20)	CH116	5580	17.0
11ac (VHT20)	CH140	5700	12.5
11ac (VHT40)	CH102	5510	14.0
11ac (VHT40)	CH118	5590	17.0
11ac (VHT40)	CH134	5670	15.0
11ac (VHT80)	CH106	5530	13.5
11ac (VHT80)	CH122	5610	16.0



U-NII-3 (5725 - 5850 MHz) Power level setup in software			
Mode	Channel	Frequency (MHz)	Soft Set
11a	CH149	5745	17.00
11a	CH157	5785	17.00
11a	CH165	5825	17.00
11n (HT20)	CH149	5745	17.00
11n (HT20)	CH157	5785	17.00
11n (HT20)	CH165	5825	17.00
11n (HT40)	CH151	5755	17.00
11n (HT40)	CH159	5795	17.00
11ac (VHT20)	CH149	5745	17.00
11ac (VHT20)	CH157	5785	17.00
11ac (VHT20)	CH165	5825	17.00
11ac (VHT40)	CH151	5755	17.00
11ac (VHT40)	CH159	5795	17.00
11ac (VHT80)	CH155	5775	17.00

Run Software:



## 2.7 Channel List

20 MHz		40 MHz		80 MHz	
Channel Number	Frequency (MHz)	Channel Number	Frequency (MHz)	Channel Number	Frequency (MHz)
<b>36</b>	<b>5180</b>	<b>38</b>	<b>5190</b>	<b>42</b>	<b>5210</b>
40	5200	<b>46</b>	<b>5230</b>	<b>58</b>	<b>5290</b>
<b>44</b>	<b>5220</b>	<b>54</b>	<b>5270</b>	<b>106</b>	<b>5530</b>
<b>48</b>	<b>5240</b>	<b>62</b>	<b>5310</b>	<b>122</b>	<b>5610</b>
<b>52</b>	<b>5260</b>	<b>102</b>	<b>5510</b>	<b>155</b>	<b>5775</b>
56	5280	110	5550		
<b>60</b>	<b>5300</b>	<b>118</b>	<b>5590</b>		
<b>64</b>	<b>5320</b>	126	5630		
<b>100</b>	<b>5500</b>	<b>134</b>	<b>5670</b>		
104	5520	<b>151</b>	<b>5755</b>		
108	5540	<b>159</b>	<b>5795</b>		
112	5560				
<b>116</b>	<b>5580</b>				
120	5600				
124	5620				
128	5640				
132	5660				
136	5680				
<b>140</b>	<b>5700</b>				
<b>149</b>	<b>5745</b>				
153	5765				
<b>157</b>	<b>5785</b>				
161	5805				
<b>165</b>	<b>5825</b>				

The Lowest frequency, the middle frequency and the highest frequency of channel were selected to perform the test, and the selected channel see below:

For 802.11a/n(HT20)/ac(VHT20)

U-NII-1 (5150 - 5250 MHz)			U-NII-2A (5250 - 5350 MHz)		
Channel Number	Channel	Frequency (MHz)	Channel Number	Channel	Frequency (MHz)
36	Low	5180	52	Low	5260
44	Mid	5220	60	Mid	5300
48	High	5240	64	High	5320

U-NII-2C (5470 - 5725 MHz)			U-NII-3 (5725 - 5850 MHz)		
Channel Number	Channel	Frequency (MHz)	Channel Number	Channel	Frequency (MHz)
100	Low	5500	149	Low	5745
116	Mid	5580	157	Mid	5785
140	High	5700	165	High	5825

For 802.11n(HT40)/ac(VHT40)

U-NII-1 (5150 - 5250 MHz)			U-NII-2A (5250 - 5350 MHz)		
Channel Number	Channel	Frequency (MHz)	Channel Number	Channel	Frequency (MHz)
38	Low	5190	54	Low	5270
46	High	5230	62	High	5310

U-NII-2C (5150 - 5250 MHz)			U-NII-3 (5725 - 5850 MHz)		
Channel Number	Channel	Frequency (MHz)	Channel Number	Channel	Frequency (MHz)
102	Low	5510	151	Low	5755
118	Mid	5590	159	High	5795
134	High	5670			

For 802.11ac(VHT80)

U-NII-1 (5150 - 5250 MHz)			U-NII-2A (5250 - 5350 MHz)		
Channel Number	Channel	Frequency (MHz)	Channel Number	Channel	Frequency (MHz)
42	Mid	5210	58	Mid	5290

U-NII-2C (5470 - 5725 MHz)			U-NII-3 (5725 - 5850 MHz)		
Channel Number	Channel	Frequency (MHz)	Channel Number	Channel	Frequency (MHz)
106	Low	5530	155	Mid	5775
122	High	5610			

Note: Preliminary tests were performed in different data rate in above table to find the worst radiated emission. The data rate shown in the table below is the worst-case rate with respect to the specific test item. Investigation has been done on all the possible configurations for searching the worst cases. The following table is a list of the test modes shown in this test report.

Test Items	Mode	Data Rate	Modulation Type	U-NII-1	U-NII-2A	U-NII-2C	U-NII-3
				Channel	Channel	Channel	Channel
RF Output Power	11a	6	BPSK	48/44/36	64/60/52	140/116/100	165/157/149
	11n(20 MHz)	6.5		48/44/36	64/60/52	140/116/100	165/157/149
	11n(40 MHz)	13.5		46/38	62/54	134/118/102	159/151
	11ac(20 MHz)	6.5		48/44/36	64/60/52	140/116/100	165/157/149
	11ac(40 MHz)	13.5		46/38	62/54	134/118/102	159/151
	11ac(80 MHz)	29.3		42	58	122/106	155
Emission Bandwidth & 99% Occupied Bandwidth	11a	6	BPSK	48/44/36	64/60/52	140/116/100	165/157/149
	11n(20 MHz)	6.5		48/44/36	64/60/52	140/116/100	165/157/149
	11n(40 MHz)	13.5		46/38	62/54	134/118/102	159/151
	11ac(20 MHz)	6.5		48/44/36	64/60/52	140/116/100	165/157/149
	11ac(40 MHz)	13.5		46/38	62/54	134/118/102	159/151
	11ac(80 MHz)	29.3		42	58	122/106	155
6 dB bandwidth	11a	6	BPSK	N/A	N/A	N/A	165/157/149
	11n(20 MHz)	6.5		N/A	N/A	N/A	165/157/149
	11n(40 MHz)	13.5		N/A	N/A	N/A	159/151
	11ac(20 MHz)	6.5		N/A	N/A	N/A	165/157/149
	11ac(40 MHz)	13.5		N/A	N/A	N/A	159/151
	11ac(80 MHz)	29.3		N/A	N/A	N/A	155
Power Spectral Density	11a	6	BPSK	48/44/36	64/60/52	140/116/100	165/157/149
	11n(20 MHz)	6.5		48/44/36	64/60/52	140/116/100	165/157/149
	11n(40 MHz)	13.5		46/38	62/54	134/118/102	159/151
	11ac(20 MHz)	6.5		48/44/36	64/60/52	140/116/100	165/157/149
	11ac(40 MHz)	13.5		46/38	62/54	134/118/102	159/151
	11ac(80 MHz)	29.3		42	58	122/106	155
Radiated Spurious Emissions	11a	6	BPSK	48/44/36	64/60/52	140/116/100	165/157/149
	11n(20 MHz)	6.5		48/44/36	64/60/52	140/116/100	165/157/149
	11n(40 MHz)	13.5		46/38	62/54	134/118/102	159/151
	11ac(20 MHz)	6.5		48/44/36	64/60/52	140/116/100	165/157/149
	11ac(40 MHz)	13.5		46/38	62/54	134/118/102	159/151
	11ac(80 MHz)	29.3		42	58	122/106	155
Band Edge (Restricted -band)	11a	6	BPSK	48/36	64/52	140/100	165/149
	11n(20 MHz)	6.5		48/36	64/52	140/100	165/149
	11n(40 MHz)	13.5		46/38	62/54	134/102	159/151
	11ac(20 MHz)	6.5		48/36	64/52	140/100	165/149
	11ac(40 MHz)	13.5		46/38	62/54	134/102	159/151
	11ac(80 MHz)	29.3		42	58	122/106	155

### 3 SUMMARY OF TEST RESULTS

#### 3.1 Test Standards

No.	Identity	Document Title
1	47 CFR Part 15 Subpart E	Unlicensed National Information Infrastructure Devices
2	KDB Publication 789033 D02v02r01	Guidelines for Compliance Testing of Unlicensed National Information Infrastructure (U-NII) Devices Part 15, Subpart E
3	ANSI C63.10-2013	American National Standard for Testing Unlicensed Wireless Devices

#### 3.2 Verdict

No.	Description	FCC Part No.	Test Result	Verdict
1	Antenna Requirement	15.203	--	Pass <sup>Note1</sup>
2	RF Output Power	15.407(a)	ANNEX A.1	Pass
3	Emission Bandwidth & 99% Occupied Bandwidth	15.407(a)	ANNEX A.2	Pass
4	6 dB bandwidth	15.407(e)	ANNEX A.3	Pass
5	Power Spectral Density	15.407(a)	ANNEX A.4	Pass
6	Conducted Emission	15.207	ANNEX A.5	Pass
7	Radiated Spurious Emissions and Band Edge (Restricted-band)	15.407(b)	ANNEX A.6	Pass
8	Receiver Spurious Emissions	--	--	N/A <sup>Note2</sup>

Note <sup>1</sup>: The EUT has a permanently and irreplaceable attached antenna, which complies with the requirement FCC 15.203.

Note <sup>2</sup>: Only radio communication receivers operating in stand-alone mode within the U-NII-30-960 MHz, as well as scanner receivers, are subject to Industry Canada requirements, so this test is not applicable.

Note <sup>3</sup>: Under all normal operating conditions specified in the user manual, frequency stability can keep radiation within the operating frequency band.

## 4 GENERAL TEST CONFIGURATIONS

### 4.1 Test Environments

During the measurement, the normal environmental conditions were within the listed ranges:

Relative Humidity	45% to 55%	
Atmospheric Pressure	100 kPa to 102 kPa	
Temperature	NT (Normal Temperature)	+22°C to +25°C
	LT (Low Temperature)	0°C
	HT (High Temperature)	+35°C
Working Voltage of the EUT	NV (Normal Voltage)	3.87 V
	LV (Low Voltage)	3.40 V
	HV (High Voltage)	4.45 V

### 4.2 Test Equipment List

Description	Manufacturer	Model	Serial No.	Cal. Date	Cal. Due
Spectrum Analyzer	ROHDE&SCHWARZ	FSV-40	101544	2021.04.01	2022.03.31
Bluetooth Signaling Unit	ROHDE&SCHWARZ	CMW500	142028	2021.06.01	2022.05.31
Spectrum Analyzer	ROHDE&SCHWARZ	FSV-30	103118	2021.06.01	2022.05.31
Vector Signal Generator	ROHDE&SCHWARZ	SMBV100A	260592	2021.01.27	2022.01.26
Signal Generator	ROHDE&SCHWARZ	SMB100A	177746	2021.06.01	2022.05.31
Switch Unit with OSP-B157	ROHDE&SCHWARZ	OSP120	101270	2021.06.01	2022.05.31
EMI Receiver	KEYSIGHT	N9038A	MY53220118	2021.06.01	2022.05.31
EMI Receiver	ROHDE&SCHWARZ	ESRP	101036	2021.06.01	2022.05.31
LISN	SCHWARZBECK	NSLK 8127	8127-687	2021.06.01	2022.05.31
Test Antenna-Loop(9 kHz-30 MHz)	SCHWARZBECK	FMZB 1519	1519-037	2021.04.16	2024.04.15
Test Antenna-Bi-Log(30 MHz-3 GHz)	SCHWARZBECK	VULB 9163	9163-624	2021.08.20	2024.08.19
Test Antenna-Horn(1-18 GHz)	SCHWARZBECK	BBHA 9120D	9120D-1917	2019.07.02	2022.07.01
Test Antenna-Horn (18-40 GHz)	A-INFO	LB-180400KF	J211060273	2021.07.02	2023.07.01
Anechoic Chamber	RAINFORD	9m*6m*6m	N/A	2017.02.21	2022.02.20
Anechoic Chamber	EMC Electronic Co., Ltd	20.10*11.60*7.35m	N/A	2019.08.08	2022.08.07
Shielded Enclosure	ChangNing	CN-130701	130703	--	--

### 4.3 Test Software List

Description	Manufacturer	Software Version	Serial No.	Applicable test Setup
BL410R	BALUN	V2.1.1.488	N/A	The section 4.5.1
BL410E	BALUN	V19.8.28.435	N/A	The section 4.5.2&4.5.3&4.5.4&4.5.5

### 4.4 Measurement Uncertainty

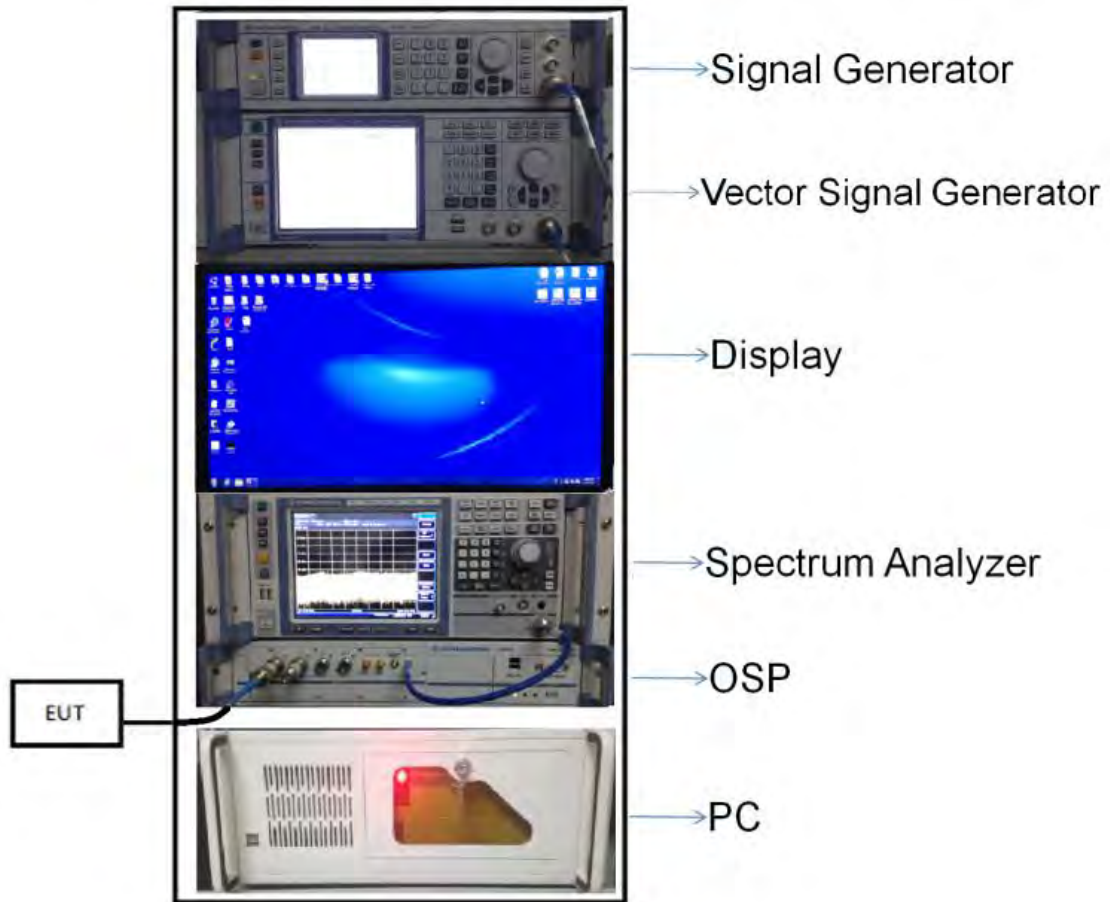
The following measurement uncertainty levels have been estimated for tests performed on the EUT as specified in CISPR 16-4-2.

This uncertainty represents an expanded uncertainty expressed at approximately the 95% confidence level using a coverage factor of k=2.

Parameters	Uncertainty
Occupied Channel Bandwidth	2.8%
RF output power, conducted	1.28 dB
Power Spectral Density, conducted	1.30 dB
Unwanted Emissions, conducted	1.84 dB
All emissions, radiated	5.36 dB
Temperature	0.82°C
Humidity	4.1%

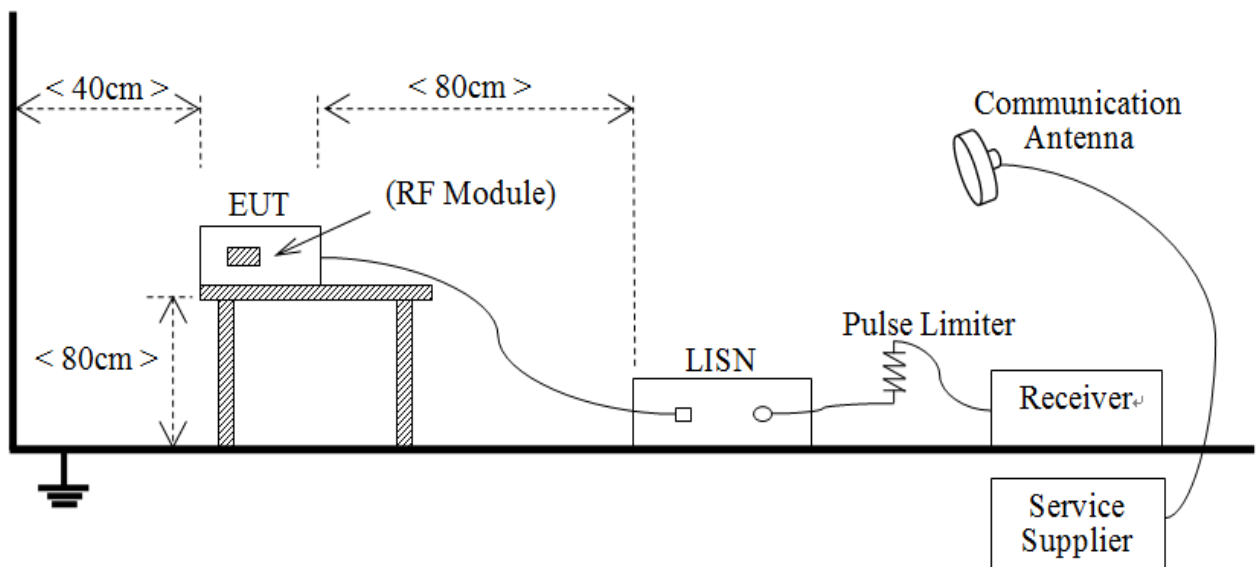
## 4.5 Description of Test Setup

### 4.5.1 For Antenna Port Test



(Diagram 1)


### 4.5.2 For AC Power Supply Port Test



(Diagram 2)




4.5.3 For Radiated Test (Below 30 MHz)



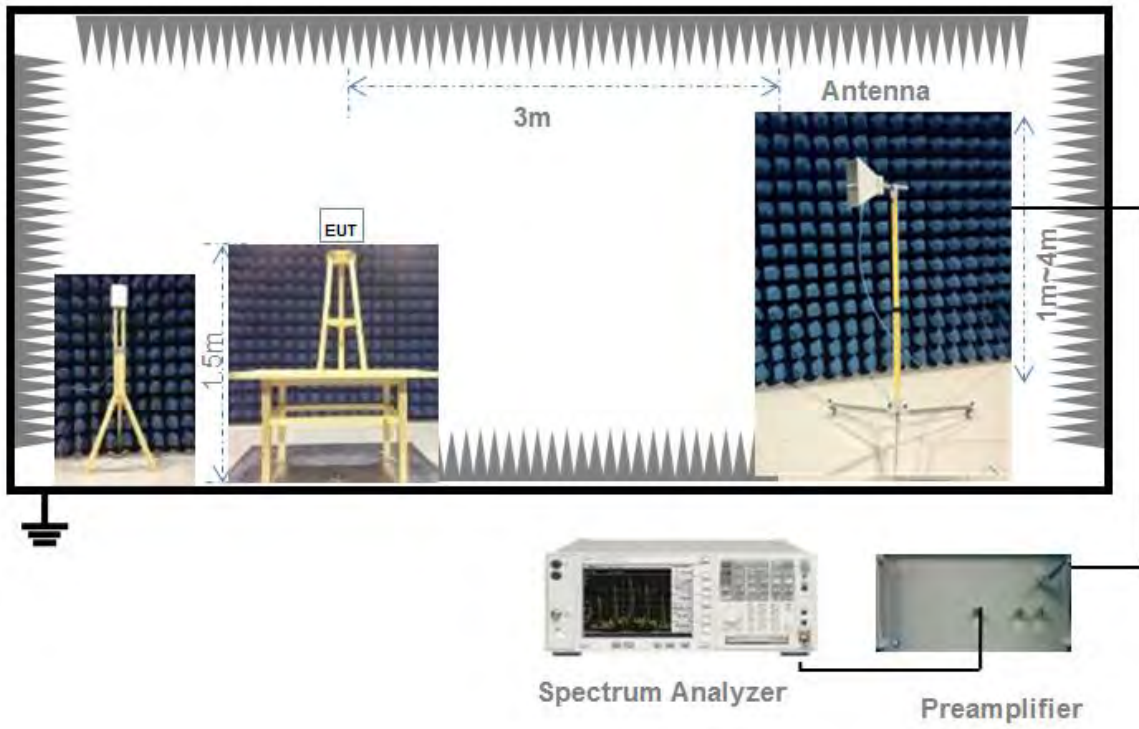
(Diagram 3)

4.5.4 For Radiated Test (30 MHz-1 GHz)



(Diagram 4)

4.5.5 For Radiated Test (Above 1 GHz)



(Diagram 5)

## 5 TEST ITEMS

### 5.1 RF Output Power

#### 5.1.1 Test Limit

FCC §15.407(a)

The maximum conducted output power should not exceed:

Frequency Band (MHz)	Limit
5150-5250	250 mW
5250-5350	250 mW or 11 dBm + 10log B, whichever is less.
5470-5725	250 mW or 11 dBm + 10log B, whichever is less.
5725-5850	1 W

Note: Where "B" is the 26 dB emissions bandwidth in MHz.

#### 5.1.2 Test Setup

The section 4.5.1 (Diagram 1) test setup description was used for this test. The photo of test setup please refer to ANNEX B.

#### 5.1.3 Test Procedure

The maximum peak conducted output power may be measured using a broadband Average RF power meter. The power meter shall have a video bandwidth that is greater than or equal to the emission bandwidth and utilize a fast-responding diode detector.

The E.I.R.P used radiated test method. At a test site that has been validated using the procedures of ANSI C63.4 or the latest CISPR 16-1-4 for measurements above 1 GHz, so as to simulate a near free-space environment.

#### 5.1.4 Test Result

Please refer to ANNEX A.1.

## 5.2 Emission Bandwidth and 6 dB Bandwidth

### 5.2.1 Limit

FCC §15.407(a)

Within the 5.725-5.85 GHz band, the minimum 6 dB bandwidth of U-NII devices shall be at least 500 kHz.

### 5.2.2 Test Setup

The test setup photo please refer to 4.5.1 (Diagram 1) test setup description was used for this test. The photo of test setup please refer to ANNEX B.

### 5.2.3 Test Procedure

#### Emission bandwidth

1. Set RBW = approximately 1% of the emission bandwidth.
2. Set VBW  $\geq 3 \times$  RBW,
3. Detector = Peak.
4. Trace mode = Max hold.
5. Measure the maximum width of the emission that is 26 dB down from the peak of the emission.

#### Occupied Bandwidth

1. Set Span = 1.5 times to 5.0 times the OBW
2. Set RBW = 1% to 5% of the OBW.
3. Set VBW  $\geq 3 \times$  RBW, Detector = Peak.
4. Trace mode = Max hold.
5. Use the 99% power bandwidth function of the instrument.

#### 6 dB bandwidth

1. Set RBW = 100 kHz, VBW = 300 kHz.
2. Detector = Peak. Trace mode = Max hold.
3. Allow the trace to stabilize.
4. Measure the maximum width of the emission that is constrained by the frequencies associated with the two outermost amplitude points (upper and lower frequencies) that are attenuated by 6 dB relative to the maximum level measured in the fundamental emission.

### 5.2.4 Test Result

Please refer to ANNEX A.2 and ANNEX A.3.

## 5.3 Power Spectral density (PSD)

### 5.3.1 Limit

FCC §15.407(a)

The maximum power spectral density should not exceed:

Frequency Band (MHz)	Limit
5150-5250	11 dBm/MHz
5250-5350	11 dBm/MHz
5470-5725	11 dBm/MHz
5725-5850	30 dBm/500kHz

### 5.3.2 Test Setup

The section 4.5.1 (Diagram 1) test setup description was used for this test. The photo of test setup please refer to ANNEX B.

### 5.3.3 Test Procedure

Set the spectrum analyzer or EMI receiver span to view the entire emission bandwidth.

1. Set RBW = 510 kHz/1 MHz, VBW  $\geq 3 \times$  RBW, Sweep time = Auto, Detector = RMS.
2. Allow the sweeps to continue until the trace stabilizes.
3. Use the peak marker function to determine the maximum amplitude level.
4. The E.I.R.P spectral density used radiated test method. At a test site that has been validated using the procedures of ANSI C63.4 or the latest CISPR 16-1-4 for measurements above 1 GHz, so as to simulate a near free-space environment.

### 5.3.4 Test Result

Please refer to ANNEX A.4.

## 5.4 Conducted Emission

### 5.4.1 Limit

FCC §15.207

For an intentional radiator that is designed to be connected to the public utility (AC) power line, the radio frequency voltage that is conducted back onto the AC power line on any frequency within the U-NII-150 kHz to 30 MHz shall not exceed the limits in the following table, as measured using a 50 $\mu$ H/50 $\Omega$  line impedance stabilization network (LISN).

Frequency range (MHz)	Conducted Limit (dB $\mu$ V)	
	Quai-peak	Average
0.15 - 0.50	66 to 56	56 to 46
0.50 - 5	56	46
0.50 - 30	60	50

### 5.4.2 Test Setup

The section 4.5.2 (Diagram 2) test setup description was used for this test. The photo of test setup please refer to ANNEX B.

### 5.4.3 Test Procedure

The maximum conducted interference is searched using Peak (PK), if the emission levels more than the AV and QP limits, and that have narrow margins from the AV and QP limits will be re-measured with AV and QP detectors. Tests for both L phase and N phase lines of the power mains connected to the EUT are performed. Refer to recorded points and plots below.

### 5.4.4 Test Result

Please refer to ANNEX A.5.

## 5.5 Radiated Spurious Emissions and Band Edge (Restricted-band)

### 5.5.1 Limit

FCC §15.209 & 15.407(b)

Frequency (MHz)	Field Strength (μV/m)	Measurement Distance (m)
0.009 - 0.490	2400/F(kHz)	300
0.490 - 1.705	24000/F(kHz)	30
1.705 - 30.0	30	30
30 - 88	100	3
88 - 216	150	3
216 - 960	200	3
Above 960	500	3

Note 1: The Limit for radiated test was performed according to FCC Part 15C

Note 2: The tighter limit applies at the band edge.

Un-restricted band emissions	
Out Operating Band (MHz)	Limit
5150 - 5250	e.i.r.p. -27 dBm (68.2 dBuV/m@3m)
5250 - 5350	e.i.r.p. -27 dBm (68.2 dBuV/m@3m)
5470 - 5725	e.i.r.p. -27 dBm (68.2 dBuV/m@3m)
5725 - 5850	<p>All emissions shall be limited to a level of -27 dBm/MHz at 75 MHz or more above or below the band edge increasing linearly to 10 dBm/MHz at 25 MHz above or below the band edge, and from 25 MHz above or below the band edge increasing linearly to a level of 15.6 dBm/MHz at 5 MHz above or below the band edge, and from 5 MHz above or below the band edge increasing linearly to a level of 27 dBm/MHz at the band edge.</p>

Note: The following formula is used to convert the equipment isotropic radiated power (eirp) to field strength.

### 5.5.2 Test Setup

The section 4.5.3-4.5.5 (Diagram 3 - Diagram 5) test setup description was used for this test. The photo of test

setup please refer to ANNEX B.

### 5.5.3 Test Procedure

Since the emission limits are specified in terms of radiated field strength levels, measurements performed to demonstrate compliance have traditionally relied on a radiated test configuration. Radiated measurements remain the principal method for demonstrating compliance to the specified limits; however antenna-port conducted measurements are also now acceptable to demonstrate compliance (see below for details). When radiated measurements are utilized, test site requirements and procedures for maximizing and measuring radiated emissions that are described in ANSI C63.10 shall be followed.

Antenna-port conducted measurements may also be used as an alternative to radiated measurements for demonstrating compliance in the restricted frequency bands. If conducted measurements are performed, then proper impedance matching must be ensured and an additional radiated test for cabinet/case spurious emissions is required.

#### General Procedure for conducted measurements in restricted bands

- a) Measure the conducted output power (in dBm) using the detector specified (see guidance regarding measurement procedures for determining quasi-peak, peak, and average conducted output power, respectively).
- b) Add the maximum transmit antenna gain (in dBi) to the measured output power level to determine the EIRP level (see guidance on determining the applicable antenna gain)
- c) Add the appropriate maximum ground reflection factor to the EIRP level (6 dB for frequencies  $\leq 30$  MHz, 4.7 dB for frequencies between 30 MHz and 1000 MHz, inclusive and 0 dB for frequencies  $> 1000$  MHz).
- d) For devices with multiple antenna-ports, measure the power of each individual chain and sum the EIRP of all chains in linear terms (e.g., Watts, mW).
- e) Convert the resultant EIRP level to an equivalent electric field strength using the following relationship:

$$E = \text{EIRP} - 20\log D + 104.8$$

where:

E = electric field strength in dB $\mu$ V/m,

EIRP = equivalent isotropic radiated power in dBm

D = specified measurement distance in meters.

- f) Compare the resultant electric field strength level to the applicable limit.
- g) Perform radiated spurious emission test.

#### Quasi-Peak measurement procedure

The specifications for measurements using the CISPR quasi-peak detector can be found in Publication 16 of the International Special Committee on Radio Frequency Interference (CISPR) of the International Electrotechnical Commission.

As an alternative to CISPR quasi-peak measurement, compliance can be demonstrated to the applicable emission limits using a peak detector.

#### Peak power measurement procedure

Peak emission levels are measured by setting the instrument as follows:



- a) RBW = as specified in Table 1.
- b) VBW  $\geq 3 \times$  RBW.
- c) Detector = Peak.
- d) Sweep time = auto.
- e) Trace mode = max hold.
- f) Allow sweeps to continue until the trace stabilizes. (Note that the required measurement time may be longer for low duty cycle applications).

Table 1—RBW as a function of frequency

Frequency	RBW
9-150 kHz	200-300 Hz
0.15-30 MHz	9-10 kHz
30-1000 MHz	100-120 kHz
> 1000 MHz	1 MHz

If the peak-detected amplitude can be shown to comply with the average limit, then it is not necessary to perform a separate average measurement.

Trace averaging across on and off times of the EUT transmissions followed by duty cycle correction

If continuous transmission of the EUT (i.e., duty cycle  $\geq 98$  percent) cannot be achieved and the duty cycle is constant (i.e., duty cycle variations are less than  $\pm 2$  percent), then the following procedure shall be used:

- a) The EUT shall be configured to operate at the maximum achievable duty cycle.
- b) Measure the duty cycle,  $x$ , of the transmitter output signal as described in section 6.0.
- c) RBW = 1 MHz (unless otherwise specified).
- d) VBW  $\geq 3 \times$  RBW.
- e) Detector = RMS, if  $\text{span}/(\# \text{ of points in sweep}) \leq (\text{RBW}/2)$ . Satisfying this condition may require increasing the number of points in the sweep or reducing the span. If this condition cannot be satisfied, then the detector mode shall be set to peak.
- f) Averaging type = power (i.e., RMS).
  - 1) As an alternative, the detector and averaging type may be set for linear voltage averaging.
  - 2) Some instruments require linear display mode in order to use linear voltage averaging. Log or dB averaging shall not be used.
- g) Sweep time = auto.
- h) Perform a trace average of at least 100 traces.
- i) A correction factor shall be added to the measurement results prior to comparing to the emission limit in order to compute the emission level that would have been measured had the test been performed at 100 percent duty cycle. The correction factor is computed as follows:
  - 1) If power averaging (RMS) mode was used in step f), then the applicable correction factor is  $10 \log(1/x)$ , where  $x$  is the duty cycle.
  - 2) If linear voltage averaging mode was used in step f), then the applicable correction factor is  $20 \log(1/x)$ , where

x is the duty cycle.

3) If a specific emission is demonstrated to be continuous ( $\geq 98$  percent duty cycle) rather than turning on and off with the transmit cycle, then no duty cycle correction is required for that emission.

NOTE: Reduction of the measured emission amplitude levels to account for operational duty factor is not permitted. Compliance is based on emission levels occurring during transmission - not on an average across on and off times of the transmitter.

#### Determining the applicable transmit antenna gain

A conducted power measurement will determine the maximum output power associated with a restricted band emission; however, in order to determine the associated EIRP level, the gain of the transmitting antenna (in dBi) must be added to the measured output power (in dBm).

Since the out-of-band characteristics of the EUT transmit antenna will often be unknown, the use of a conservative antenna gain value is necessary. Thus, when determining the EIRP based on the measured conducted power, the upper bound on antenna gain for a device with a single RF output shall be selected as the maximum in-band gain of the antenna across all operating bands, or 2 dBi, whichever is greater. However, for devices that operate in multiple frequency bands while using the same transmit antenna, the highest gain of the antenna within the operating band nearest in frequency to the restricted band emission being measured may be used in lieu of the overall highest gain when the emission is at a frequency that is within 20 percent of the nearest band edge frequency, but in no case shall a value less than 2 dBi be used.

See KDB 662911 for guidance on calculating the additional array gain term when determining the effective antenna gain for a EUT with multiple outputs occupying the same or overlapping frequency ranges in the same band.

#### Radiated spurious emission test

An additional consideration when performing conducted measurements of restricted band emissions is that unwanted emissions radiating from the EUT cabinet, control circuits, power leads, or intermediate circuit elements will likely go undetected in a conducted measurement configuration. To address this concern, a radiated test shall be performed to ensure that emissions emanating from the EUT cabinet (rather than the antenna port) also comply with the applicable limits.

For these cabinet radiated spurious emission measurements the EUT transmit antenna may be replaced with a termination matching the nominal impedance of the antenna. Procedures for performing radiated measurements are specified in ANSI C63.10. All detected emissions shall comply with the applicable limits.

The measurement frequency range is from 30 MHz to the 10th harmonic of the fundamental frequency. The Turn Table is actuated to turn from  $0^\circ$  to  $360^\circ$ , and both horizontal and vertical polarizations of the Test Antenna are used to find the maximum radiated power. Mid channels on all channel bandwidth verified. Only the worst RB size/offset presented.

The power of the EUT transmitting frequency should be ignored.

All Spurious Emission tests were performed in X, Y, Z axis direction. And only the worst axis test condition was recorded in this test report.

Use the following spectrum analyzer settings:

Span = wide enough to fully capture the emission being measured

RBW = 1 MHz for  $f \geq 1$  GHz, 100 kHz for  $f < 1$  GHz

VBW  $\geq$  RBW

Sweep = auto



Detector function = peak

Trace = max hold

#### 5.5.4 Test Result

Please refer to ANNEX A.6.

## ANNEX A TEST RESULT

### A.1 RF Output Power

Note 1: For FCC standard, if transmitting antennas of directional gain greater than 6 dBi are used, all band maximum conducted output power shall be reduced by the amount in dB that the directional gain of the antenna exceeds 6 dBi.

#### Duty Cycle

Test Mode	On Time (ms)	On+Off time (ms)	Duty Cycle
11a	2.0240	2.0620	98.16%
11n (HT20)/11ac (VHT20)	1.9000	1.9380	98.04%
11n (HT40)/11ac (VHT40)	0.9365	0.9717	96.38%
11ac (VHT40)	0.4567	0.4917	92.88%

#### Test Data

##### Conducted Power

U-NII-1 (5150 - 5250 MHz)					
Mode	Channel	Conducted Power (dBm)	Conducted Power (mW)	FCC Limit (mW)	Verdict
11a	CH36	10.51	11.25	250	Pass
11a	CH44	17.24	52.97	250	Pass
11a	CH48	17.15	51.88	250	Pass
11n (HT20)	CH36	12.31	17.02	250	Pass
11n (HT20)	CH44	17.27	53.33	250	Pass
11n (HT20)	CH48	17.25	53.09	250	Pass
11n (HT40)	CH38	15.33	34.12	250	Pass
11n (HT40)	CH46	17.19	52.36	250	Pass
11ac (VHT20)	CH36	12.30	16.98	250	Pass
11ac (VHT20)	CH44	17.23	52.84	250	Pass
11ac (HVT20)	CH48	17.29	53.58	250	Pass
11ac (VHT40)	CH38	15.34	34.20	250	Pass
11ac (VHT40)	CH46	17.18	52.24	250	Pass
11ac (VHT80)	CH42	12.23	16.71	250	Pass

U-NII-2A (5250 - 5350 MHz)					
Mode	Channel	Conducted Power (dBm)	Conducted Power (mW)	FCC Limit (mW)	Verdict
11a	CH52	17.29	53.58	250	Pass
11a	CH60	17.21	52.60	250	Pass
11a	CH64	11.73	14.89	250	Pass
11n (HT20)	CH52	17.24	52.97	250	Pass
11n (HT20)	CH60	17.22	52.72	250	Pass
11n (HT20)	CH64	13.08	20.32	250	Pass
11n (HT40)	CH54	17.11	51.40	250	Pass
11n (HT40)	CH62	12.30	16.98	250	Pass
11ac (VHT20)	CH52	17.27	53.33	250	Pass

11ac (VHT20)	CH60	17.23	52.84	250	Pass
11ac (HVT20)	CH64	13.17	20.75	250	Pass
11ac (VHT40)	CH54	17.10	51.29	250	Pass
11ac (VHT40)	CH62	12.29	16.94	250	Pass
11ac (VHT80)	CH58	10.33	10.79	250	Pass

U-NII-2C (5470 - 5725 MHz)					
Mode	Channel	Conducted Power (dBm)	Conducted Power (mW)	FCC Limit (mW)	Verdict
11a	CH100	11.27	13.40	250	Pass
11a	CH116	17.06	50.82	250	Pass
11a	CH140	11.10	12.88	250	Pass
11n (HT20)	CH100	13.08	20.32	250	Pass
11n (HT20)	CH116	17.30	53.70	250	Pass
11n (HT20)	CH140	12.19	16.56	250	Pass
11n (HT40)	CH102	14.29	26.85	250	Pass
11n (HT40)	CH118	17.30	53.70	250	Pass
11n (HT40)	CH134	15.60	36.31	250	Pass
11ac (VHT20)	CH100	13.66	23.23	250	Pass
11ac (VHT20)	CH116	17.18	52.24	250	Pass
11ac (VHT20)	CH140	12.61	18.24	250	Pass
11ac (VHT40)	CH102	14.21	26.36	250	Pass
11ac (VHT40)	CH118	17.26	53.21	250	Pass
11ac (VHT40)	CH134	15.11	32.43	250	Pass
11ac (VHT80)	CH106	13.76	23.77	250	Pass
11ac (VHT80)	CH122	16.18	41.50	250	Pass

U-NII-3 (5725 - 5850 MHz)					
Mode	Channel	Conducted Power (dBm)	Conducted Power (mW)	FCC Limit (mW)	Verdict
11a	CH149	17.81	60.39	1000	Pass
11a	CH157	18.00	63.10	1000	Pass
11a	CH165	18.28	67.30	1000	Pass
11n (HT20)	CH149	17.74	59.43	1000	Pass
11n (HT20)	CH157	17.87	61.24	1000	Pass
11n (HT20)	CH165	18.25	66.83	1000	Pass
11n (HT40)	CH151	17.75	59.57	1000	Pass
11n (HT40)	CH159	18.07	64.12	1000	Pass
11ac (VHT20)	CH149	17.70	58.88	1000	Pass
11ac (VHT20)	CH157	17.84	60.81	1000	Pass
11ac (VHT20)	CH165	18.29	67.45	1000	Pass
11ac (VHT40)	CH151	17.69	58.75	1000	Pass
11ac (VHT40)	CH159	18.05	63.83	1000	Pass
11ac (VHT80)	CH155	17.24	52.97	1000	Pass

## A.2 Emission Bandwidth & 99% Bandwidth

Note: Test plots please refer to the document "Annex No.: BL-SZ21B0287-605 Data Part 1.pdf".

### Test Data

U-NII-1 (5150 - 5250 MHz)			
Mode	Channel	26 dB Bandwidth (MHz)	99% Bandwidth (MHz)
11a	CH36	22.93	16.62
11a	CH44	23.09	16.63
11a	CH48	22.90	16.61
11n (HT20)	CH36	24.02	17.78
11n (HT20)	CH44	23.64	17.75
11n (HT20)	CH48	23.29	17.77
11n (HT40)	CH38	42.06	36.23
11n (HT40)	CH46	42.06	36.22
11ac (VHT20)	CH36	23.95	17.79
11ac (VHT20)	CH44	23.51	17.76
11ac (VHT20)	CH48	23.74	17.76
11ac (VHT40)	CH38	41.63	36.23
11ac (VHT40)	CH46	41.70	36.27
11ac (VHT80)	CH42	83.93	75.70

U-NII-2A (5250 - 5350 MHz)			
Mode	Channel	26 dB Bandwidth (MHz)	99% Bandwidth (MHz)
11a	CH52	22.94	16.65
11a	CH60	23.29	16.64
11a	CH64	22.74	16.63
11n (HT20)	CH52	23.53	17.79
11n (HT20)	CH60	23.84	17.76
11n (HT20)	CH64	23.61	17.76
11n (HT40)	CH54	41.83	36.23
11n (HT40)	CH62	41.83	36.25
11ac (VHT20)	CH52	23.82	17.78
11ac (VHT20)	CH60	23.42	17.77
11ac (VHT20)	CH64	23.61	17.79
11ac (VHT40)	CH54	41.60	36.23
11ac (VHT40)	CH62	41.52	36.23
11ac (VHT80)	CH58	84.02	75.74

U-NII-2C (5470 - 5725 MHz)			
Mode	Channel	26 dB Bandwidth (MHz)	99% Bandwidth (MHz)
11a	CH100	23.00	16.64
11a	CH116	23.05	16.62
11a	CH140	23.49	16.65
11n (HT20)	CH100	23.60	17.78
11n (HT20)	CH116	23.75	17.79
11n (HT20)	CH140	23.73	17.78
11n (HT40)	CH102	41.80	36.21
11n (HT40)	CH118	41.61	36.23
11n (HT40)	CH134	41.95	36.23
11ac (VHT20)	CH100	23.98	17.79
11ac (VHT20)	CH116	23.81	17.80
11ac (VHT20)	CH140	23.83	17.80
11ac (VHT40)	CH102	41.67	36.23
11ac (VHT40)	CH118	41.55	36.23
11ac (VHT40)	CH134	41.59	36.23
11ac (VHT80)	CH106	84.09	75.73
11ac (VHT80)	CH122	83.96	75.80

U-NII-3 (5725 - 5850 MHz)			
Mode	Channel	26 dB Bandwidth (MHz)	99% Bandwidth (MHz)
11a	CH149	23.17	16.63
11a	CH157	23.01	16.63
11a	CH165	22.09	16.61
11n (HT20)	CH149	23.62	17.75
11n (HT20)	CH157	23.71	17.76
11n (HT20)	CH165	23.55	17.74
11n (HT40)	CH151	42.28	36.24
11n (HT40)	CH159	41.93	36.23
11ac (VHT20)	CH149	23.39	17.78
11ac (VHT20)	CH157	23.63	17.79
11ac (VHT20)	CH165	23.42	17.75
11ac (VHT40)	CH151	41.67	36.25
11ac (VHT40)	CH159	41.83	36.22
11ac (VHT80)	CH155	85.28	76.05



### A.3 6 dB Bandwidth

Note: Test plots please refer to the document “Annex No.: BL-SZ21B0287-605 Data Part 2.pdf”.

Test Data

U-NII-3 (5725 - 5850 MHz)				
Mode	Channel	6 dB Bandwidth (MHz)	Limit (kHz)	Verdict
11a	CH149	15.65	500.00	Pass
11a	CH157	15.45	500.00	Pass
11a	CH165	15.75	500.00	Pass
11n (HT20)	CH149	15.25	500.00	Pass
11n (HT20)	CH157	15.25	500.00	Pass
11n (HT20)	CH165	15.80	500.00	Pass
11n (HT40)	CH151	36.10	500.00	Pass
11n (HT40)	CH159	36.65	500.00	Pass
11ac (VHT20)	CH149	15.55	500.00	Pass
11ac (VHT20)	CH157	15.80	500.00	Pass
11ac (VHT20)	CH165	15.25	500.00	Pass
11ac (VHT40)	CH151	36.10	500.00	Pass
11ac (VHT40)	CH159	35.45	500.00	Pass
11ac (VHT80)	CH155	75.20	500.00	Pass

## A.4 Power Spectral Density

Note 1: Test plots please refer to the document "Annex No.: BL-SZ21B0287-605 Data Part 3.pdf".

Note 2: The RBW used in U-NII-3 is 1 MHz, and the PSD factor is:  $10 \cdot \log(500 \text{ kHz/RBW}) = -3 \text{ dBm}$ .

### Test Data

U-NII-1 (5150 - 5250 MHz)				
Mode	Channel	PSD (dBm/MHz)	Limit (dBm/MHz)	Verdict
11a	CH36	0.67	11.00	Pass
11a	CH44	7.71	11.00	Pass
11a	CH48	7.60	11.00	Pass
11n (HT20)	CH36	2.17	11.00	Pass
11n (HT20)	CH44	7.31	11.00	Pass
11n (HT20)	CH48	7.12	11.00	Pass
11n (HT40)	CH38	2.12	11.00	Pass
11n (HT40)	CH46	4.30	11.00	Pass
11ac (VHT20)	CH36	2.16	11.00	Pass
11ac (VHT20)	CH44	7.37	11.00	Pass
11ac (VHT20)	CH48	6.76	11.00	Pass
11ac (VHT40)	CH38	2.18	11.00	Pass
11ac (VHT40)	CH46	3.96	11.00	Pass
11ac (VHT80)	CH42	-4.13	11.00	Pass

U-NII-2A (5250 - 5350 MHz)				
Mode	Channel	PSD (dBm/MHz)	Limit (dBm/MHz)	Verdict
11a	CH52	7.09	11.00	Pass
11a	CH60	7.07	11.00	Pass
11a	CH64	1.86	11.00	Pass
11n (HT20)	CH52	6.69	11.00	Pass
11n (HT20)	CH60	6.65	11.00	Pass
11n (HT20)	CH64	2.90	11.00	Pass
11n (HT40)	CH54	3.84	11.00	Pass
11n (HT40)	CH62	-0.82	11.00	Pass
11ac (VHT20)	CH52	6.63	11.00	Pass
11ac (VHT20)	CH60	6.66	11.00	Pass
11ac (VHT20)	CH64	2.95	11.00	Pass
11ac (VHT40)	CH54	3.89	11.00	Pass
11ac (VHT40)	CH62	-0.83	11.00	Pass
11ac (VHT80)	CH58	-6.20	11.00	Pass

U-NII-2C (5470 - 5725 MHz)				
Mode	Channel	PSD (dBm/MHz)	Limit (dBm/MHz)	Verdict
11a	CH100	0.32	11.00	Pass
11a	CH116	6.10	11.00	Pass
11a	CH140	0.07	11.00	Pass
11n (HT20)	CH100	1.87	11.00	Pass
11n (HT20)	CH116	5.68	11.00	Pass
11n (HT20)	CH140	0.60	11.00	Pass
11n (HT40)	CH102	0.28	11.00	Pass
11n (HT40)	CH118	3.04	11.00	Pass
11n (HT40)	CH134	-0.12	11.00	Pass
11ac (VHT20)	CH100	2.38	11.00	Pass
11ac (VHT20)	CH116	5.78	11.00	Pass
11ac (VHT20)	CH140	1.20	11.00	Pass
11ac (VHT40)	CH102	0.26	11.00	Pass
11ac (VHT40)	CH118	3.06	11.00	Pass
11ac (VHT40)	CH134	0.63	11.00	Pass
11ac (VHT80)	CH106	-3.73	11.00	Pass
11ac (VHT80)	CH122	-1.63	11.00	Pass

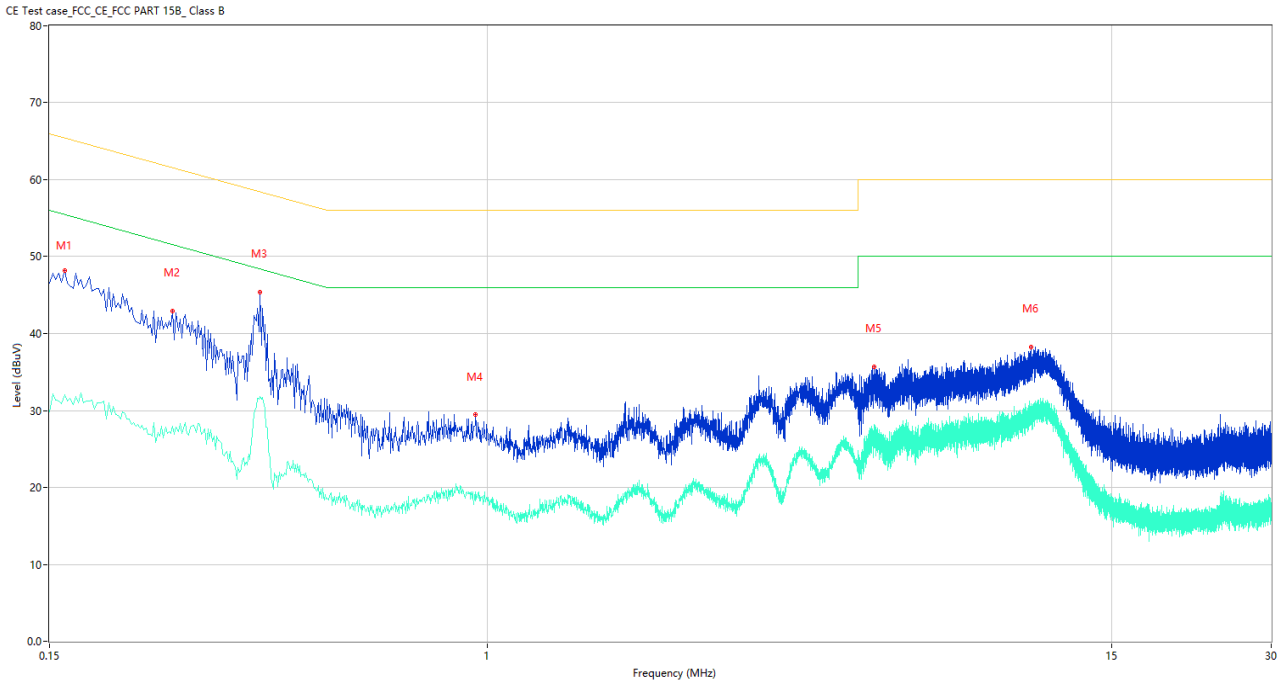
U-NII-3 (5725 - 5850 MHz)				
Mode	Channel	PSD (dBm/500kHz)	Limit (dBm/500kHz)	Verdict
11a	CH149	4.30	30.00	Pass
11a	CH157	4.27	30.00	Pass
11a	CH165	4.76	30.00	Pass
11n (HT20)	CH149	3.86	30.00	Pass
11n (HT20)	CH157	3.96	30.00	Pass
11n (HT20)	CH165	4.33	30.00	Pass
11n (HT40)	CH151	0.86	30.00	Pass
11n (HT40)	CH159	1.13	30.00	Pass
11ac (VHT20)	CH149	3.89	30.00	Pass
11ac (VHT20)	CH157	3.97	30.00	Pass
11ac (VHT20)	CH165	4.37	30.00	Pass
11ac (VHT40)	CH151	0.85	30.00	Pass
11ac (VHT40)	CH159	1.08	30.00	Pass
11ac (VHT80)	CH155	-2.76	30.00	Pass

## A.5 Conducted Emissions

Note 1: The EUT is working in the Normal link mode. All modes have been tested and normal link mode is worst.  
 Note 2: Devices subject to Part 15 must be tested for all available U.S. voltages and frequencies (such as a nominal 120 VAC, 60 Hz and 240 VAC, 50 Hz) for which the device is capable of operation. So, The configuration 120 VAC, 60 Hz and 240 VAC, 50 Hz were tested respectively, but only the worst configuration (120 VAC, 60 Hz) shown here.

### Test Data and Plots

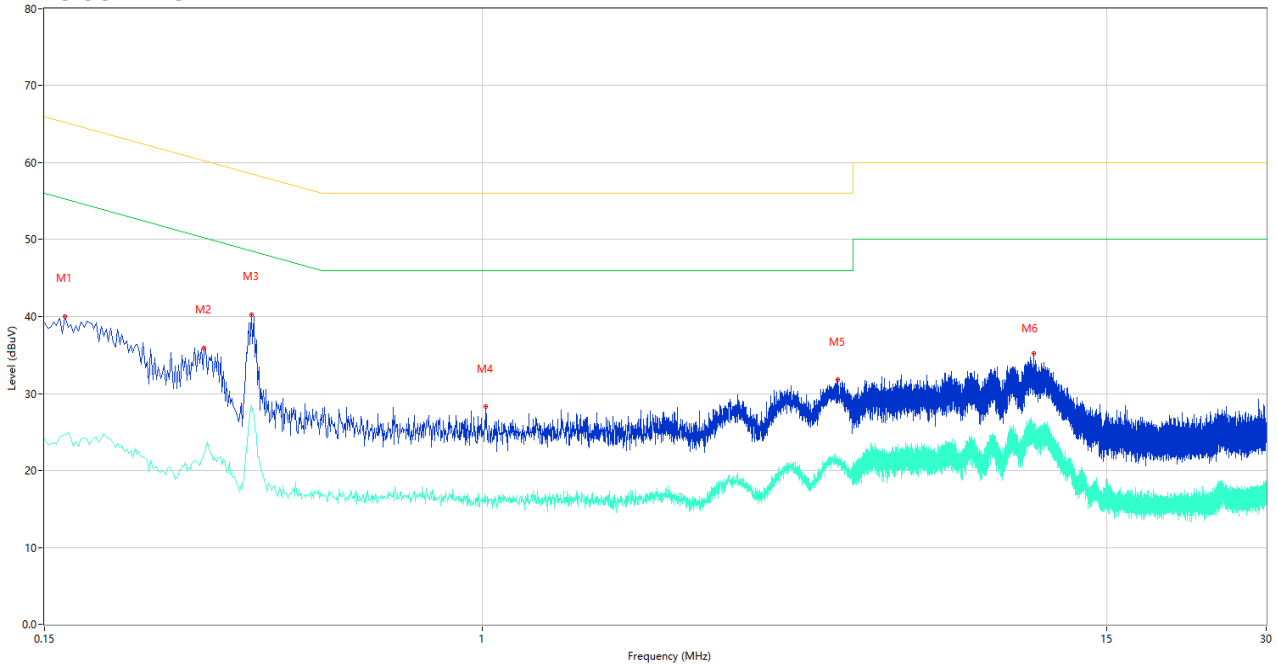
#### PHASE L



No.	Frequency (MHz)	Results (dBuV)	Factor (dB)	Limit (dBuV)	Over Limit (dB)	Detector	Line	Verdict
1	0.160	48.23	10.17	65.46	-17.23	Peak	L	Pass
1**	0.160	32.08	10.17	55.46	-23.38	AV	L	Pass
2	0.256	42.94	10.08	61.56	-18.62	Peak	L	Pass
2**	0.256	28.01	10.08	51.56	-23.55	AV	L	Pass
3	0.374	45.41	10.08	58.41	-13.00	Peak	L	Pass
3**	0.374	31.87	10.08	48.41	-16.54	AV	L	Pass
4	0.952	29.43	10.04	56.00	-26.57	Peak	L	Pass
4**	0.952	18.21	10.04	46.00	-27.79	AV	L	Pass
5	5.360	35.69	9.98	60.00	-24.31	Peak	L	Pass
5**	5.360	26.67	9.98	50.00	-23.33	AV	L	Pass
6	10.586	38.29	10.08	60.00	-21.71	Peak	L	Pass
6**	10.586	30.71	10.08	50.00	-19.29	AV	L	Pass

PHASE N

CE Test case\_FCC\_CE\_FCC PART 15B\_Class B



No.	Frequency (MHz)	Results (dBuV)	Factor (dB)	Limit (dBuV)	Over Limit (dB)	Detector	Line	Verdict
1	0.164	39.97	10.16	65.26	-25.29	Peak	N	Pass
1**	0.164	24.59	10.16	55.26	-30.67	AV	N	Pass
2	0.300	35.96	10.07	60.24	-24.28	Peak	N	Pass
2**	0.300	22.16	10.07	50.24	-28.08	AV	N	Pass
3	0.368	40.27	10.08	58.55	-18.28	Peak	N	Pass
3**	0.368	28.56	10.08	48.55	-19.99	AV	N	Pass
4	1.018	28.32	10.03	56.00	-27.68	Peak	N	Pass
4**	1.018	16.66	10.03	46.00	-29.34	AV	N	Pass
5	4.672	31.85	9.98	56.00	-24.15	Peak	N	Pass
5**	4.672	21.82	9.98	46.00	-24.18	AV	N	Pass
6	10.962	35.17	10.07	60.00	-24.83	Peak	N	Pass
6**	10.962	24.92	10.07	50.00	-25.08	AV	N	Pass

## A.6 Radiated Spurious Emissions and Band Edge (Restricted-band)

### Test Data

Note 1: The symbol of "--" in the table which means not application.

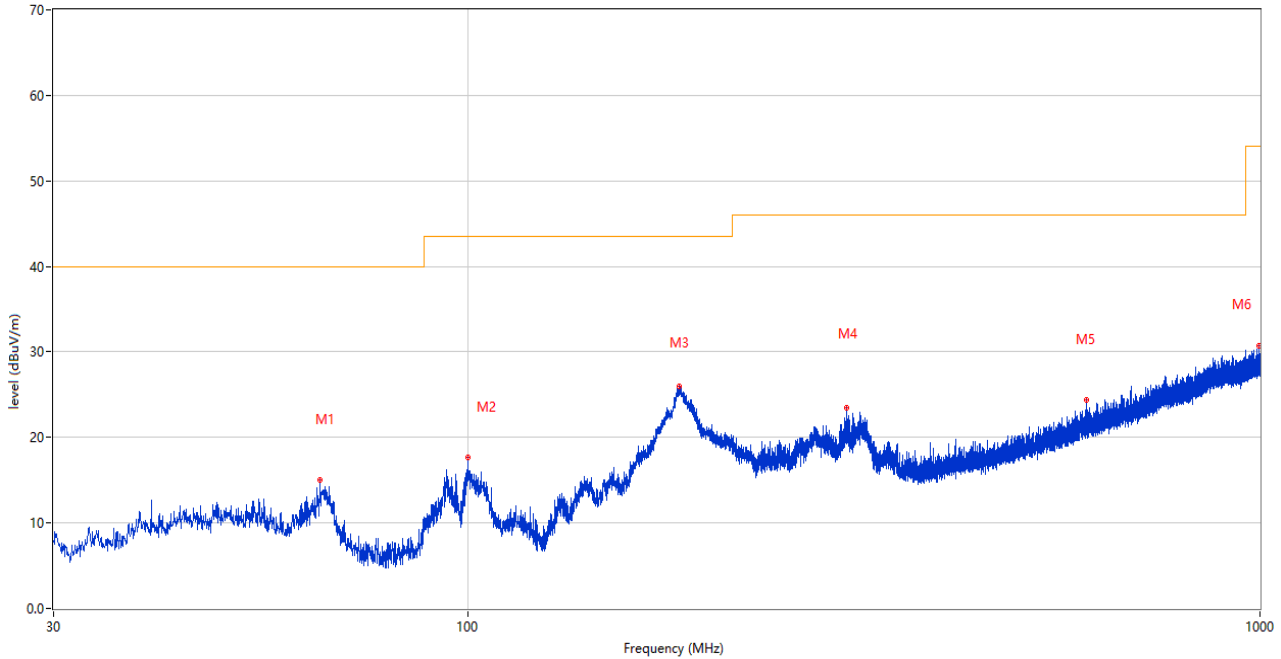
Note 2: For the test data above 1 GHz, According the ANSI C63.4, where limits are specified for both average and peak (or quasi-peak) detector functions, if the peak (or quasi-peak) measured value complies with the average limit, it is unnecessary to perform an average measurement.

Note 3: The low frequency, which started from 9 kHz to 30 MHz, was pre-scanned and the result which was 20 dB lower than the limit line per 15.31(o) was not reported.

Note 4: The EUT is working in the Normal link mode below 1 GHz. All modes have been tested and normal link mode is worst.

### 30 MHz to 1 GHz, ANT H

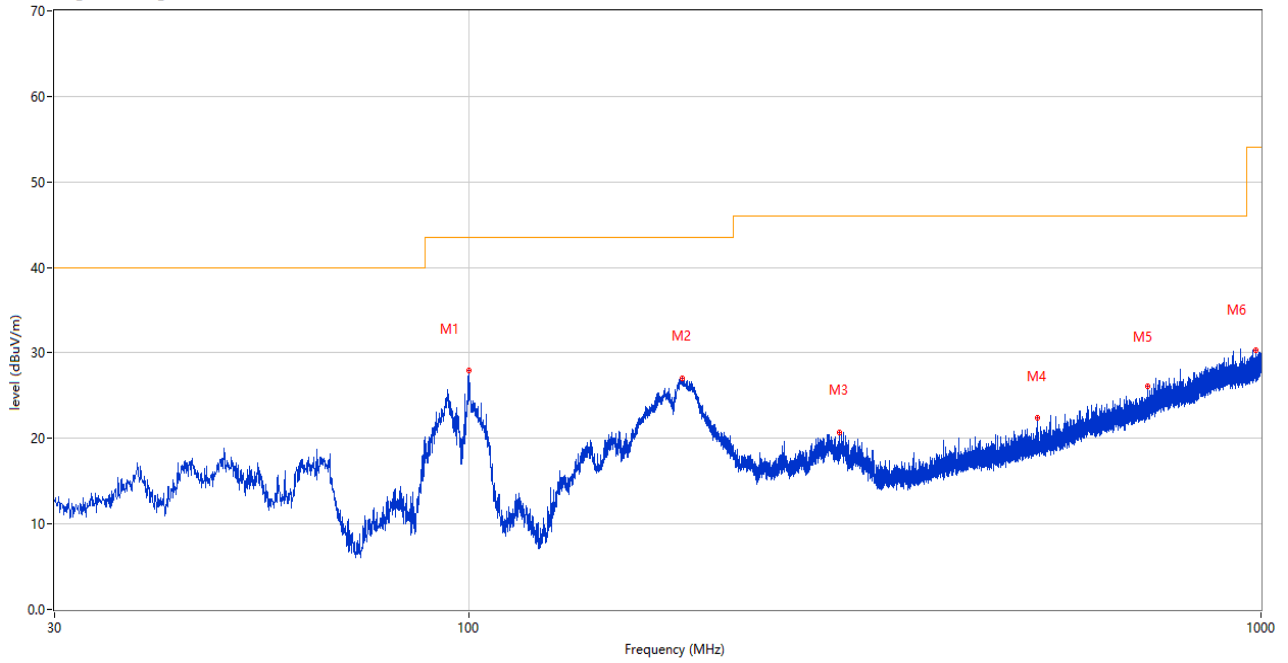
RE Test case\_FCC Part 15B\_FCC Part 15B Class B 30MHz-1GHz



No.	Frequency (MHz)	Results (dBuV/m)	Factor (dB)	Limit (dBuV/m)	Over Limit (dB)	Detector	Table (Degree)	Height (cm)	Antenna	Verdict
1	65.114	15.04	-27.58	40.0	-24.96	Peak	320.00	200	Horizontal	Pass
2	100.131	17.70	-26.71	43.5	-25.80	Peak	146.00	200	Horizontal	Pass
3	185.103	25.93	-28.08	43.5	-17.57	Peak	37.00	200	Horizontal	Pass
4	301.164	23.47	-23.75	46.0	-22.53	Peak	239.00	100	Horizontal	Pass
5	604.725	24.39	-15.71	46.0	-21.61	Peak	351.00	100	Horizontal	Pass
6	996.265	30.66	-8.42	54.0	-23.34	Peak	272.00	100	Horizontal	Pass

30 MHz to 1 GHz, ANT V

RE Test case\_FCC Part 15B\_FCC Part 15B Class B 30MHz-1GHz



No.	Frequency (MHz)	Results (dBuV/m)	Factor (dB)	Limit (dBuV/m)	Over Limit (dB)	Detector	Table (Degree)	Height (cm)	Antenna	Verdict
1	100.034	27.91	-26.72	43.5	-15.59	Peak	269.00	100	Vertical	Pass
2	185.928	26.98	-27.96	43.5	-16.52	Peak	37.00	100	Vertical	Pass
3	293.791	20.66	-23.83	46.0	-25.34	Peak	261.00	100	Vertical	Pass
4	522.226	22.35	-18.14	46.0	-23.65	Peak	272.00	100	Vertical	Pass
5	719.815	26.09	-13.67	46.0	-19.91	Peak	0.00	200	Vertical	Pass
6	986.323	30.33	-8.65	54.0	-23.67	Peak	346.00	100	Vertical	Pass

Note: The spurious above 18G is noise only, do not show on the report.

11a, U-NII-1, 1 GHz to 18 GHz, Low Channel, ANT H

No.	Frequency (MHz)	Results (dBuV/m)	Factor (dB)	Limit (dBuV/m)	Over Limit (dB)	Detector	Table (Degree)	Height (cm)	Antenna	Verdict
1	1597.400	46.22	-17.60	74.0	-27.78	Peak	290.00	150	Horizontal	Pass
1**	1597.400	34.34	-17.60	54.0	-19.66	AV	290.00	150	Horizontal	Pass
2	2806.900	43.43	-10.32	74.0	-30.57	Peak	148.00	150	Horizontal	Pass
2**	2806.900	34.64	-10.32	54.0	-19.36	AV	148.00	150	Horizontal	Pass
3	4794.200	51.96	-2.58	74.0	-22.04	Peak	312.00	150	Horizontal	Pass
3**	4794.200	42.80	-2.58	54.0	-11.20	AV	312.00	150	Horizontal	Pass
4	5181.000	109.59	-2.70	--	--	Peak	360.00	150	Horizontal	N/A
4**	5181.000	102.09	-2.70	--	--	AV	360.00	150	Horizontal	N/A
5	11598.562	52.71	-0.10	74.0	-21.29	Peak	286.00	150	Horizontal	Pass
5**	11598.562	43.04	-0.10	54.0	-10.96	AV	286.00	150	Horizontal	Pass
6	15838.050	56.29	1.45	74.0	-17.71	Peak	63.00	150	Horizontal	Pass
6**	15838.050	46.74	1.45	54.0	-7.26	AV	63.00	150	Horizontal	Pass

11a, U-NII-1, 1 GHz to 18 GHz, Low Channel, ANT V

No.	Frequency (MHz)	Results (dBuV/m)	Factor (dB)	Limit (dBuV/m)	Over Limit (dB)	Detector	Table (Degree)	Height (cm)	Antenna	Verdict
1	1599.700	48.39	-17.63	74.0	-25.61	Peak	254.00	150	Vertical	Pass
1**	1599.700	40.44	-17.63	54.0	-13.56	AV	254.00	150	Vertical	Pass
2	2826.100	43.70	-10.26	74.0	-30.30	Peak	174.00	150	Vertical	Pass
2**	2826.100	34.92	-10.26	54.0	-19.08	AV	174.00	150	Vertical	Pass
3	4247.400	54.33	-4.91	74.0	-19.67	Peak	237.00	150	Vertical	Pass
3**	4247.400	41.57	-4.91	54.0	-12.43	AV	237.00	150	Vertical	Pass
4	5180.800	102.25	-2.70	--	--	Peak	139.00	150	Vertical	N/A
4**	5180.800	93.74	-2.70	--	--	AV	139.00	150	Vertical	N/A
5	11956.500	53.52	1.09	74.0	-20.48	Peak	360.00	150	Vertical	Pass
5**	11956.500	43.54	1.09	54.0	-10.46	AV	360.00	150	Vertical	Pass
6	15837.787	56.02	1.45	74.0	-17.98	Peak	43.00	150	Vertical	Pass
6**	15837.787	46.88	1.45	54.0	-7.12	AV	43.00	150	Vertical	Pass



## 11a, U-NII-1, 1 GHz to 18 GHz, Middle Channel, ANT H

No.	Frequency (MHz)	Results (dBuV/m)	Factor (dB)	Limit (dBuV/m)	Over Limit (dB)	Detector	Table (Degree)	Height (cm)	Antenna	Verdict
1	1595.500	46.33	-17.63	74.0	-27.67	Peak	278.00	150	Horizontal	Pass
1**	1595.500	34.24	-17.63	54.0	-19.76	AV	278.00	150	Horizontal	Pass
2	2780.200	43.90	-10.42	74.0	-30.10	Peak	195.00	150	Horizontal	Pass
2**	2780.200	35.21	-10.42	54.0	-18.79	AV	195.00	150	Horizontal	Pass
3	4800.600	52.58	-2.56	74.0	-21.42	Peak	29.00	150	Horizontal	Pass
3**	4800.600	43.38	-2.56	54.0	-10.62	AV	29.00	150	Horizontal	Pass
4	5221.000	109.02	-3.05	--	--	Peak	0.00	150	Horizontal	N/A
4**	5221.000	102.11	-3.05	--	--	AV	0.00	150	Horizontal	N/A
5	11443.313	52.42	-0.04	74.0	-21.58	Peak	39.00	150	Horizontal	Pass
5**	11443.313	43.04	-0.04	54.0	-10.96	AV	39.00	150	Horizontal	Pass
6	15834.112	56.67	1.46	74.0	-17.33	Peak	62.00	150	Horizontal	Pass
6**	15834.112	47.04	1.46	54.0	-6.96	AV	62.00	150	Horizontal	Pass

## 11a, U-NII-1, 1 GHz to 18 GHz, Middle Channel, ANT V

No.	Frequency (MHz)	Results (dBuV/m)	Factor (dB)	Limit (dBuV/m)	Over Limit (dB)	Detector	Table (Degree)	Height (cm)	Antenna	Verdict
1	1593.900	44.62	-17.45	74.0	-29.38	Peak	272.00	150	Vertical	Pass
1**	1593.900	35.19	-17.45	54.0	-18.81	AV	272.00	150	Vertical	Pass
2	2778.100	44.68	-10.42	74.0	-29.32	Peak	282.00	150	Vertical	Pass
2**	2778.100	34.95	-10.42	54.0	-19.05	AV	282.00	150	Vertical	Pass
3	4249.800	50.90	-4.79	74.0	-23.10	Peak	11.00	150	Vertical	Pass
3**	4249.800	40.14	-4.79	54.0	-13.86	AV	11.00	150	Vertical	Pass
4	5218.400	102.07	-2.99	--	--	Peak	136.00	150	Vertical	N/A
4**	5218.400	94.61	-2.99	--	--	AV	136.00	150	Vertical	N/A
5	11674.463	52.81	0.26	74.0	-21.19	Peak	142.00	150	Vertical	Pass
5**	11674.463	44.34	0.26	54.0	-9.66	AV	142.00	150	Vertical	Pass
6	15840.938	56.18	1.43	74.0	-17.82	Peak	360.00	150	Vertical	Pass
6**	15840.938	48.32	1.43	54.0	-5.68	AV	360.00	150	Vertical	Pass

## 11a, U-NII-1, 1 GHz to 18 GHz, High Channel, ANT H

No.	Frequency (MHz)	Results (dBuV/m)	Factor (dB)	Limit (dBuV/m)	Over Limit (dB)	Detector	Table (Degree)	Height (cm)	Antenna	Verdict
1	1597.100	42.58	-17.62	74.0	-31.42	Peak	292.00	150	Horizontal	Pass
1**	1597.100	32.12	-17.62	54.0	-21.88	AV	292.00	150	Horizontal	Pass
2	2786.800	44.64	-10.49	74.0	-29.36	Peak	262.00	150	Horizontal	Pass
2**	2786.800	34.53	-10.49	54.0	-19.47	AV	262.00	150	Horizontal	Pass
3	4770.400	52.32	-3.04	74.0	-21.68	Peak	150.00	150	Horizontal	Pass
3**	4770.400	42.00	-3.04	54.0	-12.00	AV	150.00	150	Horizontal	Pass
4	5239.000	108.52	-2.72	--	--	Peak	356.00	150	Horizontal	N/A
4**	5239.000	101.49	-2.72	--	--	AV	356.00	150	Horizontal	N/A
5	11663.825	52.60	0.16	74.0	-21.40	Peak	30.00	150	Horizontal	Pass
5**	11663.825	44.31	0.16	54.0	-9.69	AV	30.00	150	Horizontal	Pass
6	15829.913	55.89	1.50	74.0	-18.11	Peak	238.00	150	Horizontal	Pass
6**	15829.913	46.84	1.50	54.0	-7.16	AV	238.00	150	Horizontal	Pass

## 11a, U-NII-1, 1 GHz to 18 GHz, High Channel, ANT V

No.	Frequency (MHz)	Results (dBuV/m)	Factor (dB)	Limit (dBuV/m)	Over Limit (dB)	Detector	Table (Degree)	Height (cm)	Antenna	Verdict
1	1595.400	47.18	-17.62	74.0	-26.82	Peak	268.00	150	Vertical	Pass
1**	1595.400	37.56	-17.62	54.0	-16.44	AV	268.00	150	Vertical	Pass
2	2815.000	44.43	-10.09	74.0	-29.57	Peak	227.00	150	Vertical	Pass
2**	2815.000	34.58	-10.09	54.0	-19.42	AV	227.00	150	Vertical	Pass
3	4810.800	52.40	-3.00	74.0	-21.60	Peak	269.00	150	Vertical	Pass
3**	4810.800	42.85	-3.00	54.0	-11.15	AV	269.00	150	Vertical	Pass
4	5238.800	101.46	-2.73	--	--	Peak	146.00	150	Vertical	N/A
4**	5238.800	93.65	-2.73	--	--	AV	146.00	150	Vertical	N/A
5	11584.474	52.33	-0.31	74.0	-21.67	Peak	342.00	150	Vertical	Pass
5**	11584.474	43.31	-0.31	54.0	-10.69	AV	342.00	150	Vertical	Pass
6	15831.750	56.47	1.48	74.0	-17.53	Peak	310.00	150	Vertical	Pass
6**	15831.750	46.63	1.48	54.0	-7.37	AV	310.00	150	Vertical	Pass

## 11n20, U-NII-1, 1 GHz to 18 GHz, Low Channel, ANT H

No.	Frequency (MHz)	Results (dBuV/m)	Factor (dB)	Limit (dBuV/m)	Over Limit (dB)	Detector	Table (Degree)	Height (cm)	Antenna	Verdict
1	1395.800	43.66	-17.50	74.0	-30.34	Peak	0.00	150	Horizontal	Pass
1**	1395.800	31.00	-17.50	54.0	-23.00	AV	0.00	150	Horizontal	Pass
2	2799.400	44.80	-10.56	74.0	-29.20	Peak	76.00	150	Horizontal	Pass
2**	2799.400	34.46	-10.56	54.0	-19.54	AV	76.00	150	Horizontal	Pass
3	4158.600	49.51	-4.88	74.0	-24.49	Peak	113.00	150	Horizontal	Pass
3**	4158.600	39.96	-4.88	54.0	-14.04	AV	113.00	150	Horizontal	Pass
4	5168.200	108.64	-2.72	--	--	Peak	351.00	150	Horizontal	N/A
4**	5168.200	102.07	-2.72	--	--	AV	351.00	150	Horizontal	N/A
5	7334.075	49.74	-3.46	74.0	-24.26	Peak	177.00	150	Horizontal	Pass
5**	7334.075	40.46	-3.46	54.0	-13.54	AV	177.00	150	Horizontal	Pass
6	11712.700	53.19	0.69	74.0	-20.81	Peak	196.00	150	Horizontal	Pass
6**	11712.700	43.02	0.69	54.0	-10.98	AV	196.00	150	Horizontal	Pass

## 11n20, U-NII-1, 1 GHz to 18 GHz, Low Channel, ANT V

No.	Frequency (MHz)	Results (dBuV/m)	Factor (dB)	Limit (dBuV/m)	Over Limit (dB)	Detector	Table (Degree)	Height (cm)	Antenna	Verdict
1	1396.300	48.10	-17.47	74.0	-25.90	Peak	322.00	150	Vertical	Pass
1**	1396.300	33.61	-17.47	54.0	-20.39	AV	322.00	150	Vertical	Pass
2	2776.700	44.01	-10.44	74.0	-29.99	Peak	273.00	150	Vertical	Pass
2**	2776.700	34.94	-10.44	54.0	-19.06	AV	273.00	150	Vertical	Pass
3	4244.000	52.22	-4.87	74.0	-21.78	Peak	350.00	150	Vertical	Pass
3**	4244.000	43.50	-4.87	54.0	-10.50	AV	350.00	150	Vertical	Pass
4	5171.600	101.83	-2.84	--	--	Peak	144.00	150	Vertical	N/A
4**	5171.600	94.10	-2.84	--	--	AV	144.00	150	Vertical	N/A
5	7336.663	50.01	-3.46	74.0	-23.99	Peak	178.00	150	Vertical	Pass
5**	7336.663	40.65	-3.46	54.0	-13.35	AV	178.00	150	Vertical	Pass
6	10930.413	52.77	0.08	74.0	-21.23	Peak	196.00	150	Vertical	Pass
6**	10930.413	42.73	0.08	54.0	-11.27	AV	196.00	150	Vertical	Pass

## 11n20, U-NII-1, 1 GHz to 18 GHz, Middle Channel, ANT H

No.	Frequency (MHz)	Results (dBuV/m)	Factor (dB)	Limit (dBuV/m)	Over Limit (dB)	Detector	Table (Degree)	Height (cm)	Antenna	Verdict
1	1394.100	45.30	-17.57	74.0	-28.70	Peak	352.00	150	Horizontal	Pass
1**	1394.100	30.15	-17.57	54.0	-23.85	AV	352.00	150	Horizontal	Pass
2	2804.600	44.40	-10.38	74.0	-29.60	Peak	254.00	150	Horizontal	Pass
2**	2804.600	35.16	-10.38	54.0	-18.84	AV	254.00	150	Horizontal	Pass
3	4257.600	50.93	-4.85	74.0	-23.07	Peak	339.00	150	Horizontal	Pass
3**	4257.600	42.18	-4.85	54.0	-11.82	AV	339.00	150	Horizontal	Pass
4	5212.400	108.52	-2.83	--	--	Peak	226.00	150	Horizontal	N/A
4**	5212.400	101.44	-2.83	--	--	AV	226.00	150	Horizontal	N/A
5	7341.837	49.67	-3.67	74.0	-24.33	Peak	125.00	150	Horizontal	Pass
5**	7341.837	40.68	-3.67	54.0	-13.32	AV	125.00	150	Horizontal	Pass
6	12279.937	53.56	1.80	74.0	-20.44	Peak	183.00	150	Horizontal	Pass
6**	12279.937	44.55	1.80	54.0	-9.45	AV	183.00	150	Horizontal	Pass

## 11n20, U-NII-1, 1 GHz to 18 GHz, Middle Channel, ANT V

No.	Frequency (MHz)	Results (dBuV/m)	Factor (dB)	Limit (dBuV/m)	Over Limit (dB)	Detector	Table (Degree)	Height (cm)	Antenna	Verdict
1	1595.600	46.23	-17.64	74.0	-27.77	Peak	211.00	150	Vertical	Pass
1**	1595.600	36.50	-17.64	54.0	-17.50	AV	211.00	150	Vertical	Pass
2	2813.400	44.28	-10.03	74.0	-29.72	Peak	12.00	150	Vertical	Pass
2**	2813.400	34.89	-10.03	54.0	-19.11	AV	12.00	150	Vertical	Pass
3	4797.400	53.64	-2.61	74.0	-20.36	Peak	0.00	150	Vertical	Pass
3**	4797.400	43.07	-2.61	54.0	-10.93	AV	0.00	150	Vertical	Pass
4	5214.000	101.34	-2.84	--	--	Peak	149.00	150	Vertical	N/A
4**	5214.000	93.49	-2.84	--	--	AV	149.00	150	Vertical	N/A
5	7372.888	49.58	-3.80	74.0	-24.42	Peak	360.00	150	Vertical	Pass
5**	7372.888	40.29	-3.80	54.0	-13.71	AV	360.00	150	Vertical	Pass
6	11977.201	53.35	0.83	74.0	-20.65	Peak	90.00	150	Vertical	Pass
6**	11977.201	43.58	0.83	54.0	-10.42	AV	90.00	150	Vertical	Pass

## 11n20, U-NII-1, 1 GHz to 18 GHz, High Channel, ANT H

No.	Frequency (MHz)	Results (dBuV/m)	Factor (dB)	Limit (dBuV/m)	Over Limit (dB)	Detector	Table (Degree)	Height (cm)	Antenna	Verdict
1	1397.600	46.80	-17.48	74.0	-27.20	Peak	349.00	150	Horizontal	Pass
1**	1397.600	31.52	-17.48	54.0	-22.48	AV	349.00	150	Horizontal	Pass
2	2772.600	43.99	-10.48	74.0	-30.01	Peak	300.00	150	Horizontal	Pass
2**	2772.600	34.70	-10.48	54.0	-19.30	AV	300.00	150	Horizontal	Pass
3	4259.200	50.78	-4.74	74.0	-23.22	Peak	232.00	150	Horizontal	Pass
3**	4259.200	43.32	-4.74	54.0	-10.68	AV	232.00	150	Horizontal	Pass
4	5233.800	109.45	-2.81	--	--	Peak	217.00	150	Horizontal	N/A
4**	5233.800	101.50	-2.81	--	--	AV	217.00	150	Horizontal	N/A
5	7363.112	49.75	-4.01	74.0	-24.25	Peak	278.00	150	Horizontal	Pass
5**	7363.112	40.79	-4.01	54.0	-13.21	AV	278.00	150	Horizontal	Pass
6	11939.250	53.11	1.69	74.0	-20.89	Peak	258.00	150	Horizontal	Pass
6**	11939.250	44.43	1.69	54.0	-9.57	AV	258.00	150	Horizontal	Pass

## 11n20, U-NII-1, 1 GHz to 18 GHz, High Channel, ANT V

No.	Frequency (MHz)	Results (dBuV/m)	Factor (dB)	Limit (dBuV/m)	Over Limit (dB)	Detector	Table (Degree)	Height (cm)	Antenna	Verdict
1	1396.000	47.83	-17.49	74.0	-26.17	Peak	323.00	150	Vertical	Pass
1**	1396.000	33.71	-17.49	54.0	-20.29	AV	323.00	150	Vertical	Pass
2	2790.400	44.37	-10.60	74.0	-29.63	Peak	281.00	150	Vertical	Pass
2**	2790.400	34.65	-10.60	54.0	-19.35	AV	281.00	150	Vertical	Pass
3	4258.000	53.93	-4.82	74.0	-20.07	Peak	0.00	150	Vertical	Pass
3**	4258.000	44.65	-4.82	54.0	-9.35	AV	0.00	150	Vertical	Pass
4	5226.800	100.82	-2.98	--	--	Peak	142.00	150	Vertical	N/A
4**	5226.800	93.48	-2.98	--	--	AV	142.00	150	Vertical	N/A
5	7616.688	49.52	-2.88	74.0	-24.48	Peak	258.00	150	Vertical	Pass
5**	7616.688	40.33	-2.88	54.0	-13.67	AV	258.00	150	Vertical	Pass
6	11933.787	53.44	1.66	74.0	-20.56	Peak	72.00	150	Vertical	Pass
6**	11933.787	44.56	1.66	54.0	-9.44	AV	72.00	150	Vertical	Pass

## 11n40, U-NII-1, 1 GHz to 18 GHz, Low Channel, ANT H

No.	Frequency (MHz)	Results (dBuV/m)	Factor (dB)	Limit (dBuV/m)	Over Limit (dB)	Detector	Table (Degree)	Height (cm)	Antenna	Verdict
1	1597.100	45.43	-17.62	74.0	-28.57	Peak	12.00	150	Horizontal	Pass
1**	1597.100	34.83	-17.62	54.0	-19.17	AV	12.00	150	Horizontal	Pass
2	2801.400	43.71	-10.52	74.0	-30.29	Peak	46.00	150	Horizontal	Pass
2**	2801.400	34.77	-10.52	54.0	-19.23	AV	46.00	150	Horizontal	Pass
3	4254.600	53.57	-5.03	74.0	-20.43	Peak	221.00	150	Horizontal	Pass
3**	4254.600	41.34	-5.03	54.0	-12.66	AV	221.00	150	Horizontal	Pass
4	5188.400	109.74	-2.69	--	--	Peak	360.00	150	Horizontal	N/A
4**	5188.400	102.55	-2.69	--	--	AV	360.00	150	Horizontal	N/A
5	7377.775	49.54	-3.71	74.0	-24.46	Peak	282.00	150	Horizontal	Pass
5**	7377.775	40.47	-3.71	54.0	-13.53	AV	282.00	150	Horizontal	Pass
6	11110.674	53.08	-0.83	74.0	-20.92	Peak	31.00	150	Horizontal	Pass
6**	11110.674	43.06	-0.83	54.0	-10.94	AV	31.00	150	Horizontal	Pass

## 11n40, U-NII-1, 1 GHz to 18 GHz, Low Channel, ANT V

No.	Frequency (MHz)	Results (dBuV/m)	Factor (dB)	Limit (dBuV/m)	Over Limit (dB)	Detector	Table (Degree)	Height (cm)	Antenna	Verdict
1	1396.100	49.54	-17.48	74.0	-24.46	Peak	314.00	150	Vertical	Pass
1**	1396.100	31.62	-17.48	54.0	-22.38	AV	314.00	150	Vertical	Pass
2	2743.200	43.70	-10.94	74.0	-30.30	Peak	265.00	150	Vertical	Pass
2**	2743.200	35.08	-10.94	54.0	-18.92	AV	265.00	150	Vertical	Pass
3	4252.800	53.42	-4.90	74.0	-20.58	Peak	46.00	150	Vertical	Pass
3**	4252.800	44.66	-4.90	54.0	-9.34	AV	46.00	150	Vertical	Pass
4	5187.000	101.35	-2.73	--	--	Peak	136.00	150	Vertical	N/A
4**	5187.000	93.53	-2.73	--	--	AV	136.00	150	Vertical	N/A
5	7624.737	49.53	-3.04	74.0	-24.47	Peak	253.00	150	Vertical	Pass
5**	7624.737	40.04	-3.04	54.0	-13.96	AV	253.00	150	Vertical	Pass
6	11944.713	53.08	1.55	74.0	-20.92	Peak	0.00	150	Vertical	Pass
6**	11944.713	43.70	1.55	54.0	-10.30	AV	0.00	150	Vertical	Pass

## 11n40, U-NII-1, 1 GHz to 18 GHz, High Channel, ANT H

No.	Frequency (MHz)	Results (dBuV/m)	Factor (dB)	Limit (dBuV/m)	Over Limit (dB)	Detector	Table (Degree)	Height (cm)	Antenna	Verdict
1	1599.300	45.58	-17.60	74.0	-28.42	Peak	290.00	150	Horizontal	Pass
1**	1599.300	34.91	-17.60	54.0	-19.09	AV	290.00	150	Horizontal	Pass
2	2812.200	44.03	-10.11	74.0	-29.97	Peak	21.00	150	Horizontal	Pass
2**	2812.200	34.88	-10.11	54.0	-19.12	AV	21.00	150	Horizontal	Pass
3	4060.000	49.13	-4.98	74.0	-24.87	Peak	159.00	150	Horizontal	Pass
3**	4060.000	39.26	-4.98	54.0	-14.74	AV	159.00	150	Horizontal	Pass
4	5228.200	108.37	-2.96	--	--	Peak	209.00	150	Horizontal	N/A
4**	5228.200	101.01	-2.96	--	--	AV	209.00	150	Horizontal	N/A
5	7491.913	49.30	-3.98	74.0	-24.70	Peak	34.00	150	Horizontal	Pass
5**	7491.913	39.29	-3.98	54.0	-14.71	AV	34.00	150	Horizontal	Pass
6	11027.875	52.87	-0.65	74.0	-21.13	Peak	360.00	150	Horizontal	Pass
6**	11027.875	43.75	-0.65	54.0	-10.25	AV	360.00	150	Horizontal	Pass

## 11n40, U-NII-1, 1 GHz to 18 GHz, High Channel, ANT V

No.	Frequency (MHz)	Results (dBuV/m)	Factor (dB)	Limit (dBuV/m)	Over Limit (dB)	Detector	Table (Degree)	Height (cm)	Antenna	Verdict
1	1393.800	46.59	-17.56	74.0	-27.41	Peak	349.00	150	Vertical	Pass
1**	1393.800	33.10	-17.56	54.0	-20.90	AV	349.00	150	Vertical	Pass
2	2811.800	44.43	-10.14	74.0	-29.57	Peak	298.00	150	Vertical	Pass
2**	2811.800	35.05	-10.14	54.0	-18.95	AV	298.00	150	Vertical	Pass
3	4238.600	54.04	-4.73	74.0	-19.96	Peak	325.00	150	Vertical	Pass
3**	4238.600	42.84	-4.73	54.0	-11.16	AV	325.00	150	Vertical	Pass
4	5228.600	101.18	-2.97	--	--	Peak	128.00	150	Vertical	N/A
4**	5228.600	93.04	-2.97	--	--	AV	128.00	150	Vertical	N/A
5	7338.962	49.77	-3.52	74.0	-24.23	Peak	204.00	150	Vertical	Pass
5**	7338.962	40.54	-3.52	54.0	-13.46	AV	204.00	150	Vertical	Pass
6	11379.775	52.73	-0.28	74.0	-21.27	Peak	72.00	150	Vertical	Pass
6**	11379.775	43.69	-0.28	54.0	-10.31	AV	72.00	150	Vertical	Pass

## 11ac20, U-NII-1, 1 GHz to 18 GHz, Low Channel, ANT H

No.	Frequency (MHz)	Results (dBuV/m)	Factor (dB)	Limit (dBuV/m)	Over Limit (dB)	Detector	Table (Degree)	Height (cm)	Antenna	Verdict
1	1593.400	46.22	-17.47	74.0	-27.78	Peak	288.00	150	Horizontal	Pass
1**	1593.400	33.48	-17.47	54.0	-20.52	AV	288.00	150	Horizontal	Pass
2	2801.800	44.26	-10.50	74.0	-29.74	Peak	280.00	150	Horizontal	Pass
2**	2801.800	34.50	-10.50	54.0	-19.50	AV	280.00	150	Horizontal	Pass
3	4260.200	50.14	-4.70	74.0	-23.86	Peak	114.00	150	Horizontal	Pass
3**	4260.200	40.48	-4.70	54.0	-13.52	AV	114.00	150	Horizontal	Pass
4	5163.800	107.92	-2.88	--	--	Peak	337.00	150	Horizontal	N/A
4**	5163.800	100.38	-2.88	--	--	AV	337.00	150	Horizontal	N/A
5	7618.413	49.69	-2.92	74.0	-24.31	Peak	91.00	150	Horizontal	Pass
5**	7618.413	40.57	-2.92	54.0	-13.43	AV	91.00	150	Horizontal	Pass
6	11974.901	53.43	0.81	74.0	-20.57	Peak	281.00	150	Horizontal	Pass
6**	11974.901	43.68	0.81	54.0	-10.32	AV	281.00	150	Horizontal	Pass

## 11ac20, U-NII-1, 1 GHz to 18 GHz, Low Channel, ANT V

No.	Frequency (MHz)	Results (dBuV/m)	Factor (dB)	Limit (dBuV/m)	Over Limit (dB)	Detector	Table (Degree)	Height (cm)	Antenna	Verdict
1	1396.500	48.71	-17.47	74.0	-25.29	Peak	339.00	150	Vertical	Pass
1**	1396.500	32.96	-17.47	54.0	-21.04	AV	339.00	150	Vertical	Pass
2	2774.700	44.27	-10.48	74.0	-29.73	Peak	323.00	150	Vertical	Pass
2**	2774.700	34.65	-10.48	54.0	-19.35	AV	323.00	150	Vertical	Pass
3	4799.800	52.70	-2.55	74.0	-21.30	Peak	8.00	150	Vertical	Pass
3**	4799.800	44.05	-2.55	54.0	-9.95	AV	8.00	150	Vertical	Pass
4	5178.200	101.38	-2.71	--	--	Peak	132.00	150	Vertical	N/A
4**	5178.200	93.57	-2.71	--	--	AV	132.00	150	Vertical	N/A
5	7329.475	49.69	-3.59	74.0	-24.31	Peak	265.00	150	Vertical	Pass
5**	7329.475	39.86	-3.59	54.0	-14.14	AV	265.00	150	Vertical	Pass
6	11646.287	52.97	-0.19	74.0	-21.03	Peak	151.00	150	Vertical	Pass
6**	11646.287	43.71	-0.19	54.0	-10.29	AV	151.00	150	Vertical	Pass



## 11ac20, U-NII-1, 1 GHz to 18 GHz, Middle Channel, ANT H

No.	Frequency (MHz)	Results (dBuV/m)	Factor (dB)	Limit (dBuV/m)	Over Limit (dB)	Detector	Table (Degree)	Height (cm)	Antenna	Verdict
1	1398.800	45.32	-17.48	74.0	-28.68	Peak	313.00	150	Horizontal	Pass
1**	1398.800	31.16	-17.48	54.0	-22.84	AV	313.00	150	Horizontal	Pass
2	2744.900	44.41	-10.89	74.0	-29.59	Peak	321.00	150	Horizontal	Pass
2**	2744.900	34.11	-10.89	54.0	-19.89	AV	321.00	150	Horizontal	Pass
3	4768.400	52.09	-3.18	74.0	-21.91	Peak	350.00	150	Horizontal	Pass
3**	4768.400	41.89	-3.18	54.0	-12.11	AV	350.00	150	Horizontal	Pass
4	5205.200	109.11	-2.47	--	--	Peak	0.00	150	Horizontal	N/A
4**	5205.200	100.63	-2.47	--	--	AV	0.00	150	Horizontal	N/A
5	7356.788	49.55	-4.15	74.0	-24.45	Peak	325.00	150	Horizontal	Pass
5**	7356.788	40.60	-4.15	54.0	-13.40	AV	325.00	150	Horizontal	Pass
6	12276.775	53.38	1.68	74.0	-20.62	Peak	307.00	150	Horizontal	Pass
6**	12276.775	44.17	1.68	54.0	-9.83	AV	307.00	150	Horizontal	Pass

## 11ac20, U-NII-1, 1 GHz to 18 GHz, Middle Channel, ANT V

No.	Frequency (MHz)	Results (dBuV/m)	Factor (dB)	Limit (dBuV/m)	Over Limit (dB)	Detector	Table (Degree)	Height (cm)	Antenna	Verdict
1	1399.900	49.47	-17.44	74.0	-24.53	Peak	327.00	150	Vertical	Pass
1**	1399.900	34.00	-17.44	54.0	-20.00	AV	327.00	150	Vertical	Pass
2	2828.100	44.05	-10.33	74.0	-29.95	Peak	294.00	150	Vertical	Pass
2**	2828.100	36.20	-10.33	54.0	-17.80	AV	294.00	150	Vertical	Pass
3	4799.600	52.70	-2.55	74.0	-21.30	Peak	360.00	150	Vertical	Pass
3**	4799.600	44.66	-2.55	54.0	-9.34	AV	360.00	150	Vertical	Pass
4	5214.800	101.30	-2.83	--	--	Peak	138.00	150	Vertical	N/A
4**	5214.800	93.44	-2.83	--	--	AV	138.00	150	Vertical	N/A
5	7338.100	49.45	-3.54	74.0	-24.55	Peak	71.00	150	Vertical	Pass
5**	7338.100	40.77	-3.54	54.0	-13.23	AV	71.00	150	Vertical	Pass
6	11623.576	53.59	-0.10	74.0	-20.41	Peak	0.00	150	Vertical	Pass
6**	11623.576	43.07	-0.10	54.0	-10.93	AV	0.00	150	Vertical	Pass

## 11ac20, U-NII-1, 1 GHz to 18 GHz, High Channel, ANT H

No.	Frequency (MHz)	Results (dBuV/m)	Factor (dB)	Limit (dBuV/m)	Over Limit (dB)	Detector	Table (Degree)	Height (cm)	Antenna	Verdict
1	1598.100	46.00	-17.55	74.0	-28.00	Peak	285.00	150	Horizontal	Pass
1**	1598.100	36.70	-17.55	54.0	-17.30	AV	285.00	150	Horizontal	Pass
2	2828.100	44.08	-10.33	74.0	-29.92	Peak	344.00	150	Horizontal	Pass
2**	2828.100	34.66	-10.33	54.0	-19.34	AV	344.00	150	Horizontal	Pass
3	3815.400	49.10	-5.42	74.0	-24.90	Peak	43.00	150	Horizontal	Pass
3**	3815.400	39.38	-5.42	54.0	-14.62	AV	43.00	150	Horizontal	Pass
4	5225.400	108.14	-3.06	--	--	Peak	336.00	150	Horizontal	N/A
4**	5225.400	100.70	-3.06	--	--	AV	336.00	150	Horizontal	N/A
5	7339.537	49.95	-3.50	74.0	-24.05	Peak	14.00	150	Horizontal	Pass
5**	7339.537	41.04	-3.50	54.0	-12.96	AV	14.00	150	Horizontal	Pass
6	11949.312	53.22	1.42	74.0	-20.78	Peak	322.00	150	Horizontal	Pass
6**	11949.312	43.87	1.42	54.0	-10.13	AV	322.00	150	Horizontal	Pass

## 11ac20, U-NII-1, 1 GHz to 18 GHz, High Channel, ANT V

No.	Frequency (MHz)	Results (dBuV/m)	Factor (dB)	Limit (dBuV/m)	Over Limit (dB)	Detector	Table (Degree)	Height (cm)	Antenna	Verdict
1	1396.100	49.26	-17.48	74.0	-24.74	Peak	315.00	150	Vertical	Pass
1**	1396.100	33.42	-17.48	54.0	-20.58	AV	315.00	150	Vertical	Pass
2	2756.900	44.57	-10.78	74.0	-29.43	Peak	223.00	150	Vertical	Pass
2**	2756.900	34.99	-10.78	54.0	-19.01	AV	223.00	150	Vertical	Pass
3	4274.400	49.71	-4.51	74.0	-24.29	Peak	351.00	150	Vertical	Pass
3**	4274.400	39.69	-4.51	54.0	-14.31	AV	351.00	150	Vertical	Pass
4	5229.200	101.98	-3.00	--	--	Peak	138.00	150	Vertical	N/A
4**	5229.200	93.81	-3.00	--	--	AV	138.00	150	Vertical	N/A
5	7299.288	49.61	-3.70	74.0	-24.39	Peak	129.00	150	Vertical	Pass
5**	7299.288	39.32	-3.70	54.0	-14.68	AV	129.00	150	Vertical	Pass
6	11637.375	53.38	-0.23	74.0	-20.62	Peak	202.00	150	Vertical	Pass
6**	11637.375	43.73	-0.23	54.0	-10.27	AV	202.00	150	Vertical	Pass

## 11ac40, U-NII-1, 1 GHz to 18 GHz, Low Channel, ANT H

No.	Frequency (MHz)	Results (dBuV/m)	Factor (dB)	Limit (dBuV/m)	Over Limit (dB)	Detector	Table (Degree)	Height (cm)	Antenna	Verdict
1	1155.300	44.10	-18.07	74.0	-29.90	Peak	247.00	150	Horizontal	Pass
1**	1155.300	35.20	-18.07	54.0	-18.80	AV	247.00	150	Horizontal	Pass
2	2769.000	43.63	-10.63	74.0	-30.37	Peak	230.00	150	Horizontal	Pass
2**	2769.000	34.80	-10.63	54.0	-19.20	AV	230.00	150	Horizontal	Pass
3	4904.400	53.63	-2.58	74.0	-20.37	Peak	239.00	150	Horizontal	Pass
3**	4904.400	42.95	-2.58	54.0	-11.05	AV	239.00	150	Horizontal	Pass
4	5194.600	108.44	-2.81	--	--	Peak	350.00	150	Horizontal	N/A
4**	5194.600	99.81	-2.81	--	--	AV	350.00	150	Horizontal	N/A
5	7615.250	49.21	-3.03	74.0	-24.79	Peak	0.00	150	Horizontal	Pass
5**	7615.250	40.32	-3.03	54.0	-13.68	AV	0.00	150	Horizontal	Pass
6	11562.625	53.18	-0.43	74.0	-20.82	Peak	72.00	150	Horizontal	Pass
6**	11562.625	43.86	-0.43	54.0	-10.14	AV	72.00	150	Horizontal	Pass

## 11ac40, U-NII-1, 1 GHz to 18 GHz, Low Channel, ANT V

No.	Frequency (MHz)	Results (dBuV/m)	Factor (dB)	Limit (dBuV/m)	Over Limit (dB)	Detector	Table (Degree)	Height (cm)	Antenna	Verdict
1	1397.400	47.03	-17.48	74.0	-26.97	Peak	333.00	150	Vertical	Pass
1**	1397.400	34.87	-17.48	54.0	-19.13	AV	333.00	150	Vertical	Pass
2	2799.200	44.01	-10.57	74.0	-29.99	Peak	0.00	150	Vertical	Pass
2**	2799.200	34.68	-10.57	54.0	-19.32	AV	0.00	150	Vertical	Pass
3	4254.200	53.41	-5.02	74.0	-20.59	Peak	350.00	150	Vertical	Pass
3**	4254.200	44.34	-5.02	54.0	-9.66	AV	350.00	150	Vertical	Pass
4	5197.600	101.38	-2.76	--	--	Peak	109.00	150	Vertical	N/A
4**	5197.600	92.81	-2.76	--	--	AV	109.00	150	Vertical	N/A
5	7335.513	49.82	-3.35	74.0	-24.18	Peak	360.00	150	Vertical	Pass
5**	7335.513	40.92	-3.35	54.0	-13.08	AV	360.00	150	Vertical	Pass
6	11932.925	53.71	1.64	74.0	-20.29	Peak	257.00	150	Vertical	Pass
6**	11932.925	43.74	1.64	54.0	-10.26	AV	257.00	150	Vertical	Pass

## 11ac40, U-NII-1, 1 GHz to 18 GHz, High Channel, ANT H

No.	Frequency (MHz)	Results (dBuV/m)	Factor (dB)	Limit (dBuV/m)	Over Limit (dB)	Detector	Table (Degree)	Height (cm)	Antenna	Verdict
1	1154.700	42.36	-18.06	74.0	-31.64	Peak	254.00	150	Horizontal	Pass
1**	1154.700	30.41	-18.06	54.0	-23.59	AV	254.00	150	Horizontal	Pass
2	2815.100	44.33	-10.10	74.0	-29.67	Peak	338.00	150	Horizontal	Pass
2**	2815.100	35.14	-10.10	54.0	-18.86	AV	338.00	150	Horizontal	Pass
3	4260.200	50.58	-4.70	74.0	-23.42	Peak	220.00	150	Horizontal	Pass
3**	4260.200	42.51	-4.70	54.0	-11.49	AV	220.00	150	Horizontal	Pass
4	5228.600	108.21	-2.97	--	--	Peak	352.00	150	Horizontal	N/A
4**	5228.600	99.94	-2.97	--	--	AV	352.00	150	Horizontal	N/A
5	7343.850	49.99	-3.56	74.0	-24.01	Peak	0.00	150	Horizontal	Pass
5**	7343.850	41.01	-3.56	54.0	-12.99	AV	0.00	150	Horizontal	Pass
6	11643.125	53.23	-0.22	74.0	-20.77	Peak	344.00	150	Horizontal	Pass
6**	11643.125	44.09	-0.22	54.0	-9.91	AV	344.00	150	Horizontal	Pass

## 11ac40, U-NII-1, 1 GHz to 18 GHz, High Channel, ANT V

No.	Frequency (MHz)	Results (dBuV/m)	Factor (dB)	Limit (dBuV/m)	Over Limit (dB)	Detector	Table (Degree)	Height (cm)	Antenna	Verdict
1	1376.900	45.82	-17.42	74.0	-28.18	Peak	316.00	150	Vertical	Pass
1**	1376.900	37.03	-17.42	54.0	-16.97	AV	316.00	150	Vertical	Pass
2	2857.500	44.20	-10.29	74.0	-29.80	Peak	65.00	150	Vertical	Pass
2**	2857.500	34.86	-10.29	54.0	-19.14	AV	65.00	150	Vertical	Pass
3	4815.200	52.21	-3.08	74.0	-21.79	Peak	24.00	150	Vertical	Pass
3**	4815.200	42.94	-3.08	54.0	-11.06	AV	24.00	150	Vertical	Pass
4	5231.200	100.21	-2.93	--	--	Peak	148.00	150	Vertical	N/A
4**	5231.200	93.07	-2.93	--	--	AV	148.00	150	Vertical	N/A
5	7340.975	49.49	-3.60	74.0	-24.51	Peak	17.00	150	Vertical	Pass
5**	7340.975	40.49	-3.60	54.0	-13.51	AV	17.00	150	Vertical	Pass
6	11555.151	52.88	-0.41	74.0	-21.12	Peak	74.00	150	Vertical	Pass
6**	11555.151	43.61	-0.41	54.0	-10.39	AV	74.00	150	Vertical	Pass

## 11ac80, U-NII-1, 1 GHz to 18 GHz, Middle Channel, ANT H

No.	Frequency (MHz)	Results (dBuV/m)	Factor (dB)	Limit (dBuV/m)	Over Limit (dB)	Detector	Table (Degree)	Height (cm)	Antenna	Verdict
1	1593.300	45.62	-17.47	74.0	-28.38	Peak	292.00	150	Horizontal	Pass
1**	1593.300	34.93	-17.47	54.0	-19.07	AV	292.00	150	Horizontal	Pass
2	2791.500	43.66	-10.67	74.0	-30.34	Peak	185.00	150	Horizontal	Pass
2**	2791.500	34.83	-10.67	54.0	-19.17	AV	185.00	150	Horizontal	Pass
3	4724.400	51.24	-3.76	74.0	-22.76	Peak	315.00	150	Horizontal	Pass
3**	4724.400	42.33	-3.76	54.0	-11.67	AV	315.00	150	Horizontal	Pass
4	5207.400	102.82	-2.50	--	--	Peak	340.00	150	Horizontal	N/A
4**	5207.400	94.61	-2.50	--	--	AV	340.00	150	Horizontal	N/A
5	11936.663	53.18	1.69	74.0	-20.82	Peak	164.00	150	Horizontal	Pass
5**	11936.663	43.89	1.69	54.0	-10.11	AV	164.00	150	Horizontal	Pass
6	15800.250	56.44	2.33	74.0	-17.56	Peak	283.00	150	Horizontal	Pass
6**	15800.250	45.45	2.33	54.0	-8.55	AV	283.00	150	Horizontal	Pass

## 11ac80, U-NII-1, 1 GHz to 18 GHz, Middle Channel, ANT V

No.	Frequency (MHz)	Results (dBuV/m)	Factor (dB)	Limit (dBuV/m)	Over Limit (dB)	Detector	Table (Degree)	Height (cm)	Antenna	Verdict
1	1594.200	47.65	-17.47	74.0	-26.35	Peak	297.00	150	Vertical	Pass
1**	1594.200	38.17	-17.47	54.0	-15.83	AV	297.00	150	Vertical	Pass
2	2796.100	43.46	-10.60	74.0	-30.54	Peak	244.00	150	Vertical	Pass
2**	2796.100	34.94	-10.60	54.0	-19.06	AV	244.00	150	Vertical	Pass
3	4256.600	51.31	-4.93	74.0	-22.69	Peak	219.00	150	Vertical	Pass
3**	4256.600	40.11	-4.93	54.0	-13.89	AV	219.00	150	Vertical	Pass
4	5205.000	95.64	-2.48	--	--	Peak	243.00	150	Vertical	N/A
4**	5205.000	89.28	-2.48	--	--	AV	243.00	150	Vertical	N/A
5	11594.250	52.53	-0.17	74.0	-21.47	Peak	67.00	150	Vertical	Pass
5**	11594.250	43.72	-0.17	54.0	-10.28	AV	67.00	150	Vertical	Pass
6	15827.025	55.75	1.58	74.0	-18.25	Peak	47.00	150	Vertical	Pass
6**	15827.025	46.24	1.58	54.0	-7.76	AV	47.00	150	Vertical	Pass

## 11a, U-NII-2A, 1 GHz to 18 GHz, Low Channel, ANT H

No.	Frequency (MHz)	Results (dBuV/m)	Factor (dB)	Limit (dBuV/m)	Over Limit (dB)	Detector	Table (Degree)	Height (cm)	Antenna	Verdict
1	1595.200	46.92	-17.59	74.0	-27.08	Peak	211.00	150	Horizontal	Pass
1**	1595.200	36.81	-17.59	54.0	-17.19	AV	211.00	150	Horizontal	Pass
2	2809.100	44.28	-10.28	74.0	-29.72	Peak	266.00	150	Horizontal	Pass
2**	2809.100	34.35	-10.28	54.0	-19.65	AV	266.00	150	Horizontal	Pass
3	4798.800	51.61	-2.55	74.0	-22.39	Peak	255.00	150	Horizontal	Pass
3**	4798.800	42.18	-2.55	54.0	-11.82	AV	255.00	150	Horizontal	Pass
4	5259.800	108.78	-2.92	--	--	Peak	102.00	150	Horizontal	N/A
4**	5259.800	100.05	-2.92	--	--	AV	102.00	150	Horizontal	N/A
5	11643.412	52.15	-0.21	74.0	-21.85	Peak	158.00	150	Horizontal	Pass
5**	11643.412	43.30	-0.21	54.0	-10.70	AV	158.00	150	Horizontal	Pass
6	15757.987	55.13	0.88	74.0	-18.87	Peak	167.00	150	Horizontal	Pass
6**	15757.987	45.81	0.88	54.0	-8.19	AV	167.00	150	Horizontal	Pass

## 11a, U-NII-2A, 1 GHz to 18 GHz, Low Channel, ANT V

No.	Frequency (MHz)	Results (dBuV/m)	Factor (dB)	Limit (dBuV/m)	Over Limit (dB)	Detector	Table (Degree)	Height (cm)	Antenna	Verdict
1	1593.600	45.89	-17.46	74.0	-28.11	Peak	241.00	150	Vertical	Pass
1**	1593.600	34.51	-17.46	54.0	-19.49	AV	241.00	150	Vertical	Pass
2	2796.300	43.80	-10.61	74.0	-30.20	Peak	94.00	150	Vertical	Pass
2**	2796.300	34.48	-10.61	54.0	-19.52	AV	94.00	150	Vertical	Pass
3	4247.000	55.32	-4.91	74.0	-18.68	Peak	231.00	150	Vertical	Pass
3**	4247.000	43.71	-4.91	54.0	-10.29	AV	231.00	150	Vertical	Pass
4	5259.200	101.18	-2.88	--	--	Peak	139.00	150	Vertical	N/A
4**	5259.200	93.84	-2.88	--	--	AV	139.00	150	Vertical	N/A
5	11227.112	52.97	-0.25	74.0	-21.03	Peak	159.00	150	Vertical	Pass
5**	11227.112	42.72	-0.25	54.0	-11.28	AV	159.00	150	Vertical	Pass
6	16100.025	55.71	1.20	74.0	-18.29	Peak	88.00	150	Vertical	Pass
6**	16100.025	47.08	1.20	54.0	-6.92	AV	88.00	150	Vertical	Pass

## 11a, U-NII-2A, 1 GHz to 18 GHz, Middle Channel, ANT H

No.	Frequency (MHz)	Results (dBuV/m)	Factor (dB)	Limit (dBuV/m)	Over Limit (dB)	Detector	Table (Degree)	Height (cm)	Antenna	Verdict
1	1203.800	42.13	-17.90	74.0	-31.87	Peak	94.00	150	Horizontal	Pass
1**	1203.800	32.18	-17.90	54.0	-21.82	AV	94.00	150	Horizontal	Pass
2	2788.700	44.89	-10.57	74.0	-29.11	Peak	27.00	150	Horizontal	Pass
2**	2788.700	34.57	-10.57	54.0	-19.43	AV	27.00	150	Horizontal	Pass
3	4259.600	54.19	-4.73	74.0	-19.81	Peak	246.00	150	Horizontal	Pass
3**	4259.600	42.77	-4.73	54.0	-11.23	AV	246.00	150	Horizontal	Pass
4	5288.400	105.92	-3.35	--	--	Peak	204.00	150	Horizontal	N/A
4**	5288.400	98.20	-3.35	--	--	AV	204.00	150	Horizontal	N/A
5	7344.712	49.36	-3.63	74.0	-24.64	Peak	41.00	150	Horizontal	Pass
5**	7344.712	40.62	-3.63	54.0	-13.38	AV	41.00	150	Horizontal	Pass
6	12229.625	53.63	1.30	74.0	-20.37	Peak	153.00	150	Horizontal	Pass
6**	12229.625	44.23	1.30	54.0	-9.77	AV	153.00	150	Horizontal	Pass

## 11a, U-NII-2A, 1 GHz to 18 GHz, Middle Channel, ANT V

No.	Frequency (MHz)	Results (dBuV/m)	Factor (dB)	Limit (dBuV/m)	Over Limit (dB)	Detector	Table (Degree)	Height (cm)	Antenna	Verdict
1	1594.700	46.28	-17.53	74.0	-27.72	Peak	1.00	150	Vertical	Pass
1**	1594.700	36.29	-17.53	54.0	-17.71	AV	1.00	150	Vertical	Pass
2	2801.900	44.26	-10.49	74.0	-29.74	Peak	310.00	150	Vertical	Pass
2**	2801.900	34.54	-10.49	54.0	-19.46	AV	310.00	150	Vertical	Pass
3	4268.400	52.67	-4.52	74.0	-21.33	Peak	66.00	150	Vertical	Pass
3**	4268.400	40.96	-4.52	54.0	-13.04	AV	66.00	150	Vertical	Pass
4	5304.400	98.66	-3.05	--	--	Peak	146.00	150	Vertical	N/A
4**	5304.400	91.12	-3.05	--	--	AV	146.00	150	Vertical	N/A
5	7344.138	50.86	-3.56	74.0	-23.14	Peak	0.00	150	Vertical	Pass
5**	7344.138	41.26	-3.56	54.0	-12.74	AV	0.00	150	Vertical	Pass
6	12057.125	53.74	0.99	74.0	-20.26	Peak	190.00	150	Vertical	Pass
6**	12057.125	44.47	0.99	54.0	-9.53	AV	190.00	150	Vertical	Pass

## 11a, U-NII-2A, 1 GHz to 18 GHz, High Channel, ANT H

No.	Frequency (MHz)	Results (dBuV/m)	Factor (dB)	Limit (dBuV/m)	Over Limit (dB)	Detector	Table (Degree)	Height (cm)	Antenna	Verdict
1	1596.100	45.19	-17.70	74.0	-28.81	Peak	283.00	150	Horizontal	Pass
1**	1596.100	35.59	-17.70	54.0	-18.41	AV	283.00	150	Horizontal	Pass
2	2259.200	47.19	-12.69	74.0	-26.81	Peak	230.00	150	Horizontal	Pass
2**	2259.200	35.77	-12.69	54.0	-18.23	AV	230.00	150	Horizontal	Pass
3	4800.200	52.64	-2.55	74.0	-21.36	Peak	353.00	150	Horizontal	Pass
3**	4800.200	44.82	-2.55	54.0	-9.18	AV	353.00	150	Horizontal	Pass
4	5315.800	106.83	-2.74	--	--	Peak	123.00	150	Horizontal	N/A
4**	5315.800	98.46	-2.74	--	--	AV	123.00	150	Horizontal	N/A
5	7349.313	49.33	-3.86	74.0	-24.67	Peak	160.00	150	Horizontal	Pass
5**	7349.313	40.72	-3.86	54.0	-13.28	AV	160.00	150	Horizontal	Pass
6	11724.775	52.71	0.85	74.0	-21.29	Peak	61.00	150	Horizontal	Pass
6**	11724.775	43.21	0.85	54.0	-10.79	AV	61.00	150	Horizontal	Pass

## 11a, U-NII-2A, 1 GHz to 18 GHz, High Channel, ANT V

No.	Frequency (MHz)	Results (dBuV/m)	Factor (dB)	Limit (dBuV/m)	Over Limit (dB)	Detector	Table (Degree)	Height (cm)	Antenna	Verdict
1	1593.600	43.62	-17.46	74.0	-30.38	Peak	0.00	150	Vertical	Pass
1**	1593.600	33.13	-17.46	54.0	-20.87	AV	0.00	150	Vertical	Pass
2	2767.500	44.23	-10.73	74.0	-29.77	Peak	336.00	150	Vertical	Pass
2**	2767.500	34.40	-10.73	54.0	-19.60	AV	336.00	150	Vertical	Pass
3	4790.200	52.49	-2.76	74.0	-21.51	Peak	331.00	150	Vertical	Pass
3**	4790.200	42.85	-2.76	54.0	-11.15	AV	331.00	150	Vertical	Pass
4	5324.200	98.64	-2.83	--	--	Peak	143.00	150	Vertical	N/A
4**	5324.200	90.70	-2.83	--	--	AV	143.00	150	Vertical	N/A
5	7348.163	49.83	-3.85	74.0	-24.17	Peak	0.00	150	Vertical	Pass
5**	7348.163	41.30	-3.85	54.0	-12.70	AV	0.00	150	Vertical	Pass
6	11937.237	53.17	1.69	74.0	-20.83	Peak	190.00	150	Vertical	Pass
6**	11937.237	44.26	1.69	54.0	-9.74	AV	190.00	150	Vertical	Pass



## 11n20, U-NII-2A, 1 GHz to 18 GHz, Low Channel, ANT H

No.	Frequency (MHz)	Results (dBuV/m)	Factor (dB)	Limit (dBuV/m)	Over Limit (dB)	Detector	Table (Degree)	Height (cm)	Antenna	Verdict
1	1028.700	41.66	-18.07	74.0	-32.34	Peak	230.00	150	Horizontal	Pass
1**	1028.700	32.29	-18.07	54.0	-21.71	AV	230.00	150	Horizontal	Pass
2	2799.400	44.20	-10.56	74.0	-29.80	Peak	57.00	150	Horizontal	Pass
2**	2799.400	35.83	-10.56	54.0	-18.17	AV	57.00	150	Horizontal	Pass
3	4253.800	50.75	-4.99	74.0	-23.25	Peak	231.00	150	Horizontal	Pass
3**	4253.800	40.66	-4.99	54.0	-13.34	AV	231.00	150	Horizontal	Pass
4	5248.800	108.36	-2.64	--	--	Peak	204.00	150	Horizontal	N/A
4**	5248.800	100.93	-2.64	--	--	AV	204.00	150	Horizontal	N/A
5	7676.487	49.74	-2.41	74.0	-24.26	Peak	150.00	150	Horizontal	Pass
5**	7676.487	40.61	-2.41	54.0	-13.39	AV	150.00	150	Horizontal	Pass
6	11396.737	52.70	-0.21	74.0	-21.30	Peak	113.00	150	Horizontal	Pass
6**	11396.737	42.64	-0.21	54.0	-11.36	AV	113.00	150	Horizontal	Pass

## 11n20, U-NII-2A, 1 GHz to 18 GHz, Low Channel, ANT V

No.	Frequency (MHz)	Results (dBuV/m)	Factor (dB)	Limit (dBuV/m)	Over Limit (dB)	Detector	Table (Degree)	Height (cm)	Antenna	Verdict
1	1373.800	46.66	-17.33	74.0	-27.34	Peak	319.00	150	Vertical	Pass
1**	1373.800	37.09	-17.33	54.0	-16.91	AV	319.00	150	Vertical	Pass
2	2790.000	44.62	-10.59	74.0	-29.38	Peak	164.00	150	Vertical	Pass
2**	2790.000	35.11	-10.59	54.0	-18.89	AV	164.00	150	Vertical	Pass
3	4804.200	52.86	-2.76	74.0	-21.14	Peak	128.00	150	Vertical	Pass
3**	4804.200	43.72	-2.76	54.0	-10.28	AV	128.00	150	Vertical	Pass
4	5253.400	101.19	-2.67	--	--	Peak	143.00	150	Vertical	N/A
4**	5253.400	94.13	-2.67	--	--	AV	143.00	150	Vertical	N/A
5	7513.763	49.28	-3.70	74.0	-24.72	Peak	302.00	150	Vertical	Pass
5**	7513.763	39.28	-3.70	54.0	-14.72	AV	302.00	150	Vertical	Pass
6	11728.513	53.49	0.86	74.0	-20.51	Peak	105.00	150	Vertical	Pass
6**	11728.513	43.11	0.86	54.0	-10.89	AV	105.00	150	Vertical	Pass

## 11n20, U-NII-2A, 1 GHz to 18 GHz, Middle Channel, ANT H

No.	Frequency (MHz)	Results (dBuV/m)	Factor (dB)	Limit (dBuV/m)	Over Limit (dB)	Detector	Table (Degree)	Height (cm)	Antenna	Verdict
1	1596.300	46.40	-17.69	74.0	-27.60	Peak	280.00	150	Horizontal	Pass
1**	1596.300	35.65	-17.69	54.0	-18.35	AV	280.00	150	Horizontal	Pass
2	2841.600	44.62	-10.25	74.0	-29.38	Peak	323.00	150	Horizontal	Pass
2**	2841.600	35.16	-10.25	54.0	-18.84	AV	323.00	150	Horizontal	Pass
3	3733.000	48.88	-6.47	74.0	-25.12	Peak	307.00	150	Horizontal	Pass
3**	3733.000	38.77	-6.47	54.0	-15.23	AV	307.00	150	Horizontal	Pass
4	5291.800	108.38	-3.22	--	--	Peak	222.00	150	Horizontal	N/A
4**	5291.800	100.39	-3.22	--	--	AV	222.00	150	Horizontal	N/A
5	7375.475	49.29	-3.74	74.0	-24.71	Peak	247.00	150	Horizontal	Pass
5**	7375.475	40.15	-3.74	54.0	-13.85	AV	247.00	150	Horizontal	Pass
6	11983.813	53.30	0.96	74.0	-20.70	Peak	286.00	150	Horizontal	Pass
6**	11983.813	43.57	0.96	54.0	-10.43	AV	286.00	150	Horizontal	Pass

## 11n20, U-NII-2A, 1 GHz to 18 GHz, Middle Channel, ANT V

No.	Frequency (MHz)	Results (dBuV/m)	Factor (dB)	Limit (dBuV/m)	Over Limit (dB)	Detector	Table (Degree)	Height (cm)	Antenna	Verdict
1	1389.800	45.33	-17.48	74.0	-28.67	Peak	322.00	150	Vertical	Pass
1**	1389.800	35.28	-17.48	54.0	-18.72	AV	322.00	150	Vertical	Pass
2	2812.900	44.98	-10.07	74.0	-29.02	Peak	360.00	150	Vertical	Pass
2**	2812.900	35.62	-10.07	54.0	-18.38	AV	360.00	150	Vertical	Pass
3	4251.400	51.68	-4.82	74.0	-22.32	Peak	67.00	150	Vertical	Pass
3**	4251.400	40.19	-4.82	54.0	-13.81	AV	67.00	150	Vertical	Pass
4	5282.200	101.44	-3.19	--	--	Peak	154.00	150	Vertical	N/A
4**	5282.200	93.45	-3.19	--	--	AV	154.00	150	Vertical	N/A
5	7345.000	49.77	-3.66	74.0	-24.23	Peak	326.00	150	Vertical	Pass
5**	7345.000	39.91	-3.66	54.0	-14.09	AV	326.00	150	Vertical	Pass
6	11940.400	53.66	1.68	74.0	-20.34	Peak	265.00	150	Vertical	Pass
6**	11940.400	45.02	1.68	54.0	-8.98	AV	265.00	150	Vertical	Pass

## 11n20, U-NII-2A, 1 GHz to 18 GHz, High Channel, ANT H

No.	Frequency (MHz)	Results (dBuV/m)	Factor (dB)	Limit (dBuV/m)	Over Limit (dB)	Detector	Table (Degree)	Height (cm)	Antenna	Verdict
1	1156.300	42.49	-18.08	74.0	-31.51	Peak	251.00	150	Horizontal	Pass
1**	1156.300	32.55	-18.08	54.0	-21.45	AV	251.00	150	Horizontal	Pass
2	2737.300	44.48	-10.99	74.0	-29.52	Peak	162.00	150	Horizontal	Pass
2**	2737.300	34.07	-10.99	54.0	-19.93	AV	162.00	150	Horizontal	Pass
3	4799.600	52.36	-2.55	74.0	-21.64	Peak	189.00	150	Horizontal	Pass
3**	4799.600	43.01	-2.55	54.0	-10.99	AV	189.00	150	Horizontal	Pass
4	5303.400	109.68	-3.10	--	--	Peak	220.00	150	Horizontal	N/A
4**	5303.400	101.46	-3.10	--	--	AV	220.00	150	Horizontal	N/A
5	7378.925	49.78	-3.66	74.0	-24.22	Peak	151.00	150	Horizontal	Pass
5**	7378.925	40.46	-3.66	54.0	-13.54	AV	151.00	150	Horizontal	Pass
6	11950.175	53.27	1.39	74.0	-20.73	Peak	170.00	150	Horizontal	Pass
6**	11950.175	43.76	1.39	54.0	-10.24	AV	170.00	150	Horizontal	Pass

## 11n20, U-NII-2A, 1 GHz to 18 GHz, High Channel, ANT V

No.	Frequency (MHz)	Results (dBuV/m)	Factor (dB)	Limit (dBuV/m)	Over Limit (dB)	Detector	Table (Degree)	Height (cm)	Antenna	Verdict
1	1599.800	44.85	-17.63	74.0	-29.15	Peak	1.00	150	Vertical	Pass
1**	1599.800	37.22	-17.63	54.0	-16.78	AV	1.00	150	Vertical	Pass
2	2795.900	43.59	-10.60	74.0	-30.41	Peak	173.00	150	Vertical	Pass
2**	2795.900	34.70	-10.60	54.0	-19.30	AV	173.00	150	Vertical	Pass
3	4782.200	52.58	-2.92	74.0	-21.42	Peak	27.00	150	Vertical	Pass
3**	4782.200	43.23	-2.92	54.0	-10.77	AV	27.00	150	Vertical	Pass
4	5312.200	101.91	-2.70	--	--	Peak	145.00	150	Vertical	N/A
4**	5312.200	93.42	-2.70	--	--	AV	145.00	150	Vertical	N/A
5	7467.763	49.25	-3.85	74.0	-24.75	Peak	30.00	150	Vertical	Pass
5**	7467.763	40.53	-3.85	54.0	-13.47	AV	30.00	150	Vertical	Pass
6	12262.688	53.58	1.19	74.0	-20.42	Peak	109.00	150	Vertical	Pass
6**	12262.688	44.96	1.19	54.0	-9.04	AV	109.00	150	Vertical	Pass

## 11n40, U-NII-2A, 1 GHz to 18 GHz, Low Channel, ANT H

No.	Frequency (MHz)	Results (dBuV/m)	Factor (dB)	Limit (dBuV/m)	Over Limit (dB)	Detector	Table (Degree)	Height (cm)	Antenna	Verdict
1	1063.200	39.88	-18.42	74.0	-34.12	Peak	233.00	150	Horizontal	Pass
1**	1063.200	31.10	-18.42	54.0	-22.90	AV	233.00	150	Horizontal	Pass
2	2794.200	44.26	-10.57	74.0	-29.74	Peak	173.00	150	Horizontal	Pass
2**	2794.200	34.42	-10.57	54.0	-19.58	AV	173.00	150	Horizontal	Pass
3	4239.200	52.93	-4.71	74.0	-21.07	Peak	234.00	150	Horizontal	Pass
3**	4239.200	40.21	-4.71	54.0	-13.79	AV	234.00	150	Horizontal	Pass
4	5267.600	107.70	-3.03	--	--	Peak	204.00	150	Horizontal	N/A
4**	5267.600	99.84	-3.03	--	--	AV	204.00	150	Horizontal	N/A
5	7372.600	49.80	-3.82	74.0	-24.20	Peak	287.00	150	Horizontal	Pass
5**	7372.600	40.38	-3.82	54.0	-13.62	AV	287.00	150	Horizontal	Pass
6	11943.562	53.43	1.58	74.0	-20.57	Peak	0.00	150	Horizontal	Pass
6**	11943.562	43.78	1.58	54.0	-10.22	AV	0.00	150	Horizontal	Pass

## 11n40, U-NII-2A, 1 GHz to 18 GHz, Low Channel, ANT V

No.	Frequency (MHz)	Results (dBuV/m)	Factor (dB)	Limit (dBuV/m)	Over Limit (dB)	Detector	Table (Degree)	Height (cm)	Antenna	Verdict
1	1377.300	46.65	-17.44	74.0	-27.35	Peak	316.00	150	Vertical	Pass
1**	1377.300	35.54	-17.44	54.0	-18.46	AV	316.00	150	Vertical	Pass
2	2785.400	43.58	-10.49	74.0	-30.42	Peak	360.00	150	Vertical	Pass
2**	2785.400	34.83	-10.49	54.0	-19.17	AV	360.00	150	Vertical	Pass
3	4251.400	51.89	-4.82	74.0	-22.11	Peak	349.00	150	Vertical	Pass
3**	4251.400	44.01	-4.82	54.0	-9.99	AV	349.00	150	Vertical	Pass
4	5276.000	101.00	-3.02	--	--	Peak	119.00	150	Vertical	N/A
4**	5276.000	92.47	-3.02	--	--	AV	119.00	150	Vertical	N/A
5	7465.175	50.04	-3.74	74.0	-23.96	Peak	81.00	150	Vertical	Pass
5**	7465.175	40.06	-3.74	54.0	-13.94	AV	81.00	150	Vertical	Pass
6	11674.750	53.41	0.26	74.0	-20.59	Peak	81.00	150	Vertical	Pass
6**	11674.750	43.60	0.26	54.0	-10.40	AV	81.00	150	Vertical	Pass

## 11n40, U-NII-2A, 1 GHz to 18 GHz, High Channel, ANT H

No.	Frequency (MHz)	Results (dBuV/m)	Factor (dB)	Limit (dBuV/m)	Over Limit (dB)	Detector	Table (Degree)	Height (cm)	Antenna	Verdict
1	1026.700	42.27	-18.02	74.0	-31.73	Peak	253.00	150	Horizontal	Pass
1**	1026.700	29.74	-18.02	54.0	-24.26	AV	253.00	150	Horizontal	Pass
2	2240.500	47.78	-13.03	74.0	-26.22	Peak	222.00	150	Horizontal	Pass
2**	2240.500	35.71	-13.03	54.0	-18.29	AV	222.00	150	Horizontal	Pass
3	4255.200	52.89	-5.00	74.0	-21.11	Peak	226.00	150	Horizontal	Pass
3**	4255.200	44.12	-5.00	54.0	-9.88	AV	226.00	150	Horizontal	Pass
4	5314.400	110.10	-2.68	--	--	Peak	119.00	150	Horizontal	N/A
4**	5314.400	101.33	-2.68	--	--	AV	119.00	150	Horizontal	N/A
5	7351.325	49.88	-3.86	74.0	-24.12	Peak	167.00	150	Horizontal	Pass
5**	7351.325	40.52	-3.86	54.0	-13.48	AV	167.00	150	Horizontal	Pass
6	11995.600	53.23	1.22	74.0	-20.77	Peak	284.00	150	Horizontal	Pass
6**	11995.600	43.43	1.22	54.0	-10.57	AV	284.00	150	Horizontal	Pass

## 11n40, U-NII-2A, 1 GHz to 18 GHz, High Channel, ANT V

No.	Frequency (MHz)	Results (dBuV/m)	Factor (dB)	Limit (dBuV/m)	Over Limit (dB)	Detector	Table (Degree)	Height (cm)	Antenna	Verdict
1	1064.400	42.21	-18.39	74.0	-31.79	Peak	185.00	150	Vertical	Pass
1**	1064.400	32.73	-18.39	54.0	-21.27	AV	185.00	150	Vertical	Pass
2	2778.700	44.14	-10.42	74.0	-29.86	Peak	47.00	150	Vertical	Pass
2**	2778.700	34.70	-10.42	54.0	-19.30	AV	47.00	150	Vertical	Pass
3	4249.600	51.88	-4.81	74.0	-22.12	Peak	58.00	150	Vertical	Pass
3**	4249.600	40.33	-4.81	54.0	-13.67	AV	58.00	150	Vertical	Pass
4	5307.400	101.09	-2.96	--	--	Peak	151.00	150	Vertical	N/A
4**	5307.400	93.52	-2.96	--	--	AV	151.00	150	Vertical	N/A
5	7684.537	49.79	-2.91	74.0	-24.21	Peak	165.00	150	Vertical	Pass
5**	7684.537	39.94	-2.91	54.0	-14.06	AV	165.00	150	Vertical	Pass
6	11593.962	53.31	-0.17	74.0	-20.69	Peak	82.00	150	Vertical	Pass
6**	11593.962	43.98	-0.17	54.0	-10.02	AV	82.00	150	Vertical	Pass

## 11ac20, U-NII-2A, 1 GHz to 18 GHz, Low Channel, ANT H

No.	Frequency (MHz)	Results (dBuV/m)	Factor (dB)	Limit (dBuV/m)	Over Limit (dB)	Detector	Table (Degree)	Height (cm)	Antenna	Verdict
1	1063.300	40.71	-18.42	74.0	-33.29	Peak	242.00	150	Horizontal	Pass
1**	1063.300	33.55	-18.42	54.0	-20.45	AV	242.00	150	Horizontal	Pass
2	2801.400	44.30	-10.52	74.0	-29.70	Peak	0.00	150	Horizontal	Pass
2**	2801.400	34.07	-10.52	54.0	-19.93	AV	0.00	150	Horizontal	Pass
3	4914.400	52.42	-2.31	74.0	-21.58	Peak	281.00	150	Horizontal	Pass
3**	4914.400	43.33	-2.31	54.0	-10.67	AV	281.00	150	Horizontal	Pass
4	5249.200	108.19	-2.61	--	--	Peak	203.00	150	Horizontal	N/A
4**	5249.200	101.49	-2.61	--	--	AV	203.00	150	Horizontal	N/A
5	7351.900	49.42	-3.85	74.0	-24.58	Peak	225.00	150	Horizontal	Pass
5**	7351.900	40.34	-3.85	54.0	-13.66	AV	225.00	150	Horizontal	Pass
6	11949.600	53.01	1.41	74.0	-20.99	Peak	343.00	150	Horizontal	Pass
6**	11949.600	44.95	1.41	54.0	-9.05	AV	343.00	150	Horizontal	Pass

## 11ac20, U-NII-2A, 1 GHz to 18 GHz, Low Channel, ANT V

No.	Frequency (MHz)	Results (dBuV/m)	Factor (dB)	Limit (dBuV/m)	Over Limit (dB)	Detector	Table (Degree)	Height (cm)	Antenna	Verdict
1	1597.700	46.23	-17.58	74.0	-27.77	Peak	360.00	150	Vertical	Pass
1**	1597.700	35.10	-17.58	54.0	-18.90	AV	360.00	150	Vertical	Pass
2	2806.800	44.17	-10.32	74.0	-29.83	Peak	265.00	150	Vertical	Pass
2**	2806.800	35.13	-10.32	54.0	-18.87	AV	265.00	150	Vertical	Pass
3	4801.200	52.28	-2.58	74.0	-21.72	Peak	0.00	150	Vertical	Pass
3**	4801.200	43.70	-2.58	54.0	-10.30	AV	0.00	150	Vertical	Pass
4	5247.400	101.44	-2.69	--	--	Peak	145.00	150	Vertical	N/A
4**	5247.400	94.17	-2.69	--	--	AV	145.00	150	Vertical	N/A
5	7381.800	50.25	-3.77	74.0	-23.75	Peak	0.00	150	Vertical	Pass
5**	7381.800	40.71	-3.77	54.0	-13.29	AV	0.00	150	Vertical	Pass
6	11384.375	53.13	-0.26	74.0	-20.87	Peak	214.00	150	Vertical	Pass
6**	11384.375	43.13	-0.26	54.0	-10.87	AV	214.00	150	Vertical	Pass

## 11ac20, U-NII-2A, 1 GHz to 18 GHz, Middle Channel, ANT H

No.	Frequency (MHz)	Results (dBuV/m)	Factor (dB)	Limit (dBuV/m)	Over Limit (dB)	Detector	Table (Degree)	Height (cm)	Antenna	Verdict
1	1199.900	42.32	-17.84	74.0	-31.68	Peak	231.00	150	Horizontal	Pass
1**	1199.900	32.20	-17.84	54.0	-21.80	AV	231.00	150	Horizontal	Pass
2	2838.200	44.46	-10.31	74.0	-29.54	Peak	279.00	150	Horizontal	Pass
2**	2838.200	34.67	-10.31	54.0	-19.33	AV	279.00	150	Horizontal	Pass
3	4258.600	51.54	-4.77	74.0	-22.46	Peak	360.00	150	Horizontal	Pass
3**	4258.600	41.99	-4.77	54.0	-12.01	AV	360.00	150	Horizontal	Pass
4	5291.800	107.88	-3.22	--	--	Peak	219.00	150	Horizontal	N/A
4**	5291.800	100.85	-3.22	--	--	AV	219.00	150	Horizontal	N/A
5	7339.825	49.70	-3.50	74.0	-24.30	Peak	4.00	150	Horizontal	Pass
5**	7339.825	41.28	-3.50	54.0	-12.72	AV	4.00	150	Horizontal	Pass
6	11682.800	53.20	0.15	74.0	-20.80	Peak	168.00	150	Horizontal	Pass
6**	11682.800	43.36	0.15	54.0	-10.64	AV	168.00	150	Horizontal	Pass

## 11ac20, U-NII-2A, 1 GHz to 18 GHz, Middle Channel, ANT V

No.	Frequency (MHz)	Results (dBuV/m)	Factor (dB)	Limit (dBuV/m)	Over Limit (dB)	Detector	Table (Degree)	Height (cm)	Antenna	Verdict
1	1066.300	41.97	-18.42	74.0	-32.03	Peak	204.00	150	Vertical	Pass
1**	1066.300	31.16	-18.42	54.0	-22.84	AV	204.00	150	Vertical	Pass
2	1595.800	43.66	-17.66	74.0	-30.34	Peak	314.00	150	Vertical	Pass
2**	1595.800	34.62	-17.66	54.0	-19.38	AV	314.00	150	Vertical	Pass
3	4800.600	52.19	-2.56	74.0	-21.81	Peak	75.00	150	Vertical	Pass
3**	4800.600	43.98	-2.56	54.0	-10.02	AV	75.00	150	Vertical	Pass
4	5287.800	100.79	-3.34	--	--	Peak	138.00	150	Vertical	N/A
4**	5287.800	93.42	-3.34	--	--	AV	138.00	150	Vertical	N/A
5	7510.312	49.67	-3.67	74.0	-24.33	Peak	151.00	150	Vertical	Pass
5**	7510.312	39.69	-3.67	54.0	-14.31	AV	151.00	150	Vertical	Pass
6	11975.474	53.15	0.82	74.0	-20.85	Peak	0.00	150	Vertical	Pass
6**	11975.474	43.54	0.82	54.0	-10.46	AV	0.00	150	Vertical	Pass

## 11ac20, U-NII-2A, 1 GHz to 18 GHz, High Channel, ANT H

No.	Frequency (MHz)	Results (dBuV/m)	Factor (dB)	Limit (dBuV/m)	Over Limit (dB)	Detector	Table (Degree)	Height (cm)	Antenna	Verdict
1	1593.900	45.82	-17.45	74.0	-28.18	Peak	279.00	150	Horizontal	Pass
1**	1593.900	36.94	-17.45	54.0	-17.06	AV	279.00	150	Horizontal	Pass
2	4263.400	50.14	-4.66	74.0	-23.86	Peak	230.00	150	Horizontal	Pass
2**	4263.400	40.41	-4.66	54.0	-13.59	AV	230.00	150	Horizontal	Pass
3	4866.000	52.23	-3.32	74.0	-21.77	Peak	0.00	150	Horizontal	Pass
3**	4866.000	43.01	-3.32	54.0	-10.99	AV	0.00	150	Horizontal	Pass
4	5314.200	109.19	-2.68	--	--	Peak	214.00	150	Horizontal	N/A1
4**	5314.200	101.45	-2.68	--	--	AV	214.00	150	Horizontal	N/A
5	7341.837	49.86	-3.67	74.0	-24.14	Peak	360.00	150	Horizontal	Pass
5**	7341.837	41.13	-3.67	54.0	-12.87	AV	360.00	150	Horizontal	Pass
6	11209.575	52.62	-0.22	74.0	-21.38	Peak	64.00	150	Horizontal	Pass
6**	11209.575	43.18	-0.22	54.0	-10.82	AV	64.00	150	Horizontal	Pass

## 11ac20, U-NII-2A, 1 GHz to 18 GHz, High Channel, ANT V

No.	Frequency (MHz)	Results (dBuV/m)	Factor (dB)	Limit (dBuV/m)	Over Limit (dB)	Detector	Table (Degree)	Height (cm)	Antenna	Verdict
1	1412.300	46.71	-17.52	74.0	-27.29	Peak	307.00	150	Vertical	Pass
1**	1412.300	37.45	-17.52	54.0	-16.55	AV	307.00	150	Vertical	Pass
2	1596.400	46.20	-17.68	74.0	-27.80	Peak	360.00	150	Vertical	Pass
2**	1596.400	34.50	-17.68	54.0	-19.50	AV	360.00	150	Vertical	Pass
3	4806.200	52.40	-2.95	74.0	-21.60	Peak	199.00	150	Vertical	Pass
3**	4806.200	43.20	-2.95	54.0	-10.80	AV	199.00	150	Vertical	Pass
4	5306.800	101.43	-2.98	--	--	Peak	145.00	150	Vertical	N/A
4**	5306.800	94.30	-2.98	--	--	AV	145.00	150	Vertical	N/A
5	7521.525	49.86	-3.77	74.0	-24.14	Peak	0.00	150	Vertical	Pass
5**	7521.525	39.66	-3.77	54.0	-14.34	AV	0.00	150	Vertical	Pass
6	1522.950	53.22	-0.46	74.0	-20.78	Peak	136.00	150	Vertical	Pass
6**	11522.950	42.64	-0.46	54.0	-11.36	AV	136.00	150	Vertical	Pass



## 11ac40, U-NII-2A, 1 GHz to 18 GHz, Low Channel, ANT H

No.	Frequency (MHz)	Results (dBuV/m)	Factor (dB)	Limit (dBuV/m)	Over Limit (dB)	Detector	Table (Degree)	Height (cm)	Antenna	Verdict
1	1355.900	45.45	-17.39	74.0	-28.55	Peak	307.00	150	Horizontal	Pass
1**	1355.900	34.93	-17.39	54.0	-19.07	AV	307.00	150	Horizontal	Pass
2	2788.800	43.90	-10.57	74.0	-30.10	Peak	9.00	150	Horizontal	Pass
2**	2788.800	36.83	-10.57	54.0	-17.17	AV	9.00	150	Horizontal	Pass
3	4898.200	52.03	-2.93	74.0	-21.97	Peak	148.00	150	Horizontal	Pass
3**	4898.200	43.21	-2.93	54.0	-10.79	AV	148.00	150	Horizontal	Pass
4	5266.800	108.32	-3.01	--	--	Peak	204.00	150	Horizontal	N/A
4**	5266.800	100.65	-3.01	--	--	AV	204.00	150	Horizontal	N/A
5	7352.187	49.33	-3.84	74.0	-24.67	Peak	49.00	150	Horizontal	Pass
5**	7352.187	39.98	-3.84	54.0	-14.02	AV	49.00	150	Horizontal	Pass
6	11593.962	52.91	-0.17	74.0	-21.09	Peak	0.00	150	Horizontal	Pass
6**	11593.962	43.18	-0.17	54.0	-10.82	AV	0.00	150	Horizontal	Pass

## 11ac40, U-NII-2A, 1 GHz to 18 GHz, Low Channel, ANT V

No.	Frequency (MHz)	Results (dBuV/m)	Factor (dB)	Limit (dBuV/m)	Over Limit (dB)	Detector	Table (Degree)	Height (cm)	Antenna	Verdict
1	1373.300	45.53	-17.32	74.0	-28.47	Peak	310.00	150	Vertical	Pass
1**	1373.300	35.66	-17.32	54.0	-18.34	AV	310.00	150	Vertical	Pass
2	2808.100	44.70	-10.30	74.0	-29.30	Peak	0.00	150	Vertical	Pass
2**	2808.100	34.95	-10.30	54.0	-19.05	AV	0.00	150	Vertical	Pass
3	4255.600	53.75	-4.98	74.0	-20.25	Peak	311.00	150	Vertical	Pass
3**	4255.600	42.24	-4.98	54.0	-11.76	AV	311.00	150	Vertical	Pass
4	5271.400	101.22	-3.11	--	--	Peak	145.00	150	Vertical	N/A
4**	5271.400	93.02	-3.11	--	--	AV	145.00	150	Vertical	N/A
5	7493.350	49.81	-3.90	74.0	-24.19	Peak	112.00	150	Vertical	Pass
5**	7493.350	39.73	-3.90	54.0	-14.27	AV	112.00	150	Vertical	Pass
6	11843.512	53.06	1.15	74.0	-20.94	Peak	46.00	150	Vertical	Pass
6**	11843.512	44.51	1.15	54.0	-9.49	AV	46.00	150	Vertical	Pass

## 11ac40, U-NII-2A, 1 GHz to 18 GHz, High Channel, ANT H

No.	Frequency (MHz)	Results (dBuV/m)	Factor (dB)	Limit (dBuV/m)	Over Limit (dB)	Detector	Table (Degree)	Height (cm)	Antenna	Verdict
1	1593.500	44.52	-17.46	74.0	-29.48	Peak	205.00	150	Horizontal	Pass
1**	1593.500	34.53	-17.46	54.0	-19.47	AV	205.00	150	Horizontal	Pass
2	2838.200	44.04	-10.31	74.0	-29.96	Peak	360.00	150	Horizontal	Pass
2**	2838.200	34.68	-10.31	54.0	-19.32	AV	360.00	150	Horizontal	Pass
3	4751.800	51.57	-3.61	74.0	-22.43	Peak	360.00	150	Horizontal	Pass
3**	4751.800	42.71	-3.61	54.0	-11.29	AV	360.00	150	Horizontal	Pass
4	5312.400	107.12	-2.68	--	--	Peak	103.00	150	Horizontal	N/A
4**	5312.400	98.87	-2.68	--	--	AV	103.00	150	Horizontal	N/A
5	11605.463	53.47	-0.00	74.0	-20.53	Peak	310.00	150	Horizontal	Pass
5**	11605.463	43.13	-0.00	54.0	-10.87	AV	310.00	150	Horizontal	Pass
6	15628.049	56.51	1.71	74.0	-17.49	Peak	57.00	150	Horizontal	Pass
6**	15628.049	46.85	1.71	54.0	-7.15	AV	57.00	150	Horizontal	Pass

## 11ac40, U-NII-2A, 1 GHz to 18 GHz, High Channel, ANT V

No.	Frequency (MHz)	Results (dBuV/m)	Factor (dB)	Limit (dBuV/m)	Over Limit (dB)	Detector	Table (Degree)	Height (cm)	Antenna	Verdict
1	1531.800	45.51	-17.59	74.0	-28.49	Peak	270.00	150	Vertical	Pass
1**	1531.800	33.58	-17.59	54.0	-20.42	AV	270.00	150	Vertical	Pass
2	2809.000	43.62	-10.28	74.0	-30.38	Peak	333.00	150	Vertical	Pass
2**	2809.000	34.95	-10.28	54.0	-19.05	AV	333.00	150	Vertical	Pass
3	4799.200	53.71	-2.55	74.0	-20.29	Peak	275.00	150	Vertical	Pass
3**	4799.200	44.53	-2.55	54.0	-9.47	AV	275.00	150	Vertical	Pass
4	5315.400	99.18	-2.72	--	--	Peak	139.00	150	Vertical	N/A
4**	5315.400	92.31	-2.72	--	--	AV	139.00	150	Vertical	N/A
5	11549.975	52.80	-0.47	74.0	-21.20	Peak	212.00	150	Vertical	Pass
5**	11549.975	43.89	-0.47	54.0	-10.11	AV	212.00	150	Vertical	Pass
6	15840.412	56.56	1.44	74.0	-17.44	Peak	323.00	150	Vertical	Pass
6**	15840.412	47.27	1.44	54.0	-6.73	AV	323.00	150	Vertical	Pass

## 11ac80, U-NII-2A, 1 GHz to 18 GHz, Middle Channel, ANT H

No.	Frequency (MHz)	Results (dBuV/m)	Factor (dB)	Limit (dBuV/m)	Over Limit (dB)	Detector	Table (Degree)	Height (cm)	Antenna	Verdict
1	1598.400	44.87	-17.54	74.0	-29.13	Peak	202.00	150	Horizontal	Pass
1**	1598.400	35.41	-17.54	54.0	-18.59	AV	202.00	150	Horizontal	Pass
2	2787.600	44.05	-10.53	74.0	-29.95	Peak	64.00	150	Horizontal	Pass
2**	2787.600	34.80	-10.53	54.0	-19.20	AV	64.00	150	Horizontal	Pass
3	4250.000	50.83	-4.78	74.0	-23.17	Peak	302.00	150	Horizontal	Pass
3**	4250.000	40.77	-4.78	54.0	-13.23	AV	302.00	150	Horizontal	Pass
4	5311.600	102.83	-2.74	--	--	Peak	226.00	150	Horizontal	N/A
4**	5311.600	95.03	-2.74	--	--	AV	226.00	150	Horizontal	N/A
5	11668.425	52.70	0.21	74.0	-21.30	Peak	69.00	150	Horizontal	Pass
5**	11668.425	43.49	0.21	54.0	-10.51	AV	69.00	150	Horizontal	Pass
6	15839.887	55.89	1.45	74.0	-18.11	Peak	113.00	150	Horizontal	Pass
6**	15839.887	47.68	1.45	54.0	-6.32	AV	113.00	150	Horizontal	Pass

## 11ac80, U-NII-2A, 1 GHz to 18 GHz, Middle Channel, ANT V

No.	Frequency (MHz)	Results (dBuV/m)	Factor (dB)	Limit (dBuV/m)	Over Limit (dB)	Detector	Table (Degree)	Height (cm)	Antenna	Verdict
1	1483.400	46.56	-17.49	74.0	-27.44	Peak	240.00	150	Vertical	Pass
1**	1483.400	34.81	-17.49	54.0	-19.19	AV	240.00	150	Vertical	Pass
2	2765.300	43.50	-10.80	74.0	-30.50	Peak	295.00	150	Vertical	Pass
2**	2765.300	34.47	-10.80	54.0	-19.53	AV	295.00	150	Vertical	Pass
3	4771.200	52.40	-3.01	74.0	-21.60	Peak	275.00	150	Vertical	Pass
3**	4771.200	42.44	-3.01	54.0	-11.56	AV	275.00	150	Vertical	Pass
4	5309.200	96.29	-2.89	--	--	Peak	138.00	150	Vertical	N/A
4**	5309.200	88.06	-2.89	--	--	AV	138.00	150	Vertical	N/A
5	11442.162	53.18	-0.06	74.0	-20.82	Peak	51.00	150	Vertical	Pass
5**	11442.162	42.47	-0.06	54.0	-11.53	AV	51.00	150	Vertical	Pass
6	15617.287	55.55	1.55	74.0	-18.45	Peak	181.00	150	Vertical	Pass
6**	15617.287	46.99	1.55	54.0	-7.01	AV	181.00	150	Vertical	Pass

## 11a, U-NII-2C, 1 GHz to 18 GHz, Low Channel, ANT H

No.	Frequency (MHz)	Results (dBuV/m)	Factor (dB)	Limit (dBuV/m)	Over Limit (dB)	Detector	Table (Degree)	Height (cm)	Antenna	Verdict
1	1540.300	42.97	-17.52	74.0	-31.03	Peak	229.00	150	Horizontal	Pass
1**	1540.300	33.33	-17.52	54.0	-20.67	AV	229.00	150	Horizontal	Pass
2	2794.300	44.65	-10.56	74.0	-29.35	Peak	220.00	150	Horizontal	Pass
2**	2794.300	34.08	-10.56	54.0	-19.92	AV	220.00	150	Horizontal	Pass
3	4818.000	52.01	-3.28	74.0	-21.99	Peak	246.00	150	Horizontal	Pass
3**	4818.000	42.90	-3.28	54.0	-11.10	AV	246.00	150	Horizontal	Pass
4	5496.800	110.13	-2.10	--	--	Peak	133.00	150	Horizontal	N/A
4**	5496.800	102.45	-2.10	--	--	AV	133.00	150	Horizontal	N/A
5	11649.450	52.90	-0.16	74.0	-21.10	Peak	288.00	150	Horizontal	Pass
5**	11649.450	44.04	-0.16	54.0	-9.96	AV	288.00	150	Horizontal	Pass
6	15603.375	55.79	1.07	74.0	-18.21	Peak	360.00	150	Horizontal	Pass
6**	15603.375	45.38	1.07	54.0	-8.62	AV	360.00	150	Horizontal	Pass

## 11a, U-NII-2C, 1 GHz to 18 GHz, Low Channel, ANT V

No.	Frequency (MHz)	Results (dBuV/m)	Factor (dB)	Limit (dBuV/m)	Over Limit (dB)	Detector	Table (Degree)	Height (cm)	Antenna	Verdict
1	1598.500	48.17	-17.55	74.0	-25.83	Peak	249.00	150	Vertical	Pass
1**	1598.500	38.26	-17.55	54.0	-15.74	AV	249.00	150	Vertical	Pass
2	2801.000	43.52	-10.55	74.0	-30.48	Peak	36.00	150	Vertical	Pass
2**	2801.000	35.18	-10.55	54.0	-18.82	AV	36.00	150	Vertical	Pass
3	4248.400	54.00	-4.88	74.0	-20.00	Peak	218.00	150	Vertical	Pass
3**	4248.400	41.12	-4.88	54.0	-12.88	AV	218.00	150	Vertical	Pass
4	5503.000	103.39	-2.23	--	--	Peak	61.00	150	Vertical	N/A
4**	5503.000	95.09	-2.23	--	--	AV	61.00	150	Vertical	N/A
5	11446.762	52.64	-0.03	74.0	-21.36	Peak	0.00	150	Vertical	Pass
5**	11446.762	42.81	-0.03	54.0	-11.19	AV	0.00	150	Vertical	Pass
6	15829.125	55.70	1.52	74.0	-18.30	Peak	266.00	150	Vertical	Pass
6**	15829.125	47.20	1.52	54.0	-6.80	AV	266.00	150	Vertical	Pass

## 11a, U-NII-2C, 1 GHz to 18 GHz, Middle Channel, ANT H

No.	Frequency (MHz)	Results (dBuV/m)	Factor (dB)	Limit (dBuV/m)	Over Limit (dB)	Detector	Table (Degree)	Height (cm)	Antenna	Verdict
1	1593.600	45.39	-17.46	74.0	-28.61	Peak	207.00	150	Horizontal	Pass
1**	1593.600	34.06	-17.46	54.0	-19.94	AV	207.00	150	Horizontal	Pass
2	2790.500	43.68	-10.61	74.0	-30.32	Peak	98.00	150	Horizontal	Pass
2**	2790.500	34.53	-10.61	54.0	-19.47	AV	98.00	150	Horizontal	Pass
3	4791.200	52.51	-2.73	74.0	-21.49	Peak	249.00	150	Horizontal	Pass
3**	4791.200	42.43	-2.73	54.0	-11.57	AV	249.00	150	Horizontal	Pass
4	5580.600	109.31	-2.25	--	--	Peak	130.00	150	Horizontal	N/A
4**	5580.600	101.21	-2.25	--	--	AV	130.00	150	Horizontal	N/A
5	11652.037	53.07	-0.10	74.0	-20.93	Peak	246.00	150	Horizontal	Pass
5**	11652.037	43.56	-0.10	54.0	-10.44	AV	246.00	150	Horizontal	Pass
6	15636.712	56.21	1.48	74.0	-17.79	Peak	40.00	150	Horizontal	Pass
6**	15636.712	46.89	1.48	54.0	-7.11	AV	40.00	150	Horizontal	Pass

## 11a, U-NII-2C, 1 GHz to 18 GHz, Middle Channel, ANT V

No.	Frequency (MHz)	Results (dBuV/m)	Factor (dB)	Limit (dBuV/m)	Over Limit (dB)	Detector	Table (Degree)	Height (cm)	Antenna	Verdict
1	1594.600	48.03	-17.52	74.0	-25.97	Peak	264.00	150	Vertical	Pass
1**	1594.600	38.68	-17.52	54.0	-15.32	AV	264.00	150	Vertical	Pass
2	2802.300	43.89	-10.47	74.0	-30.11	Peak	224.00	150	Vertical	Pass
2**	2802.300	35.13	-10.47	54.0	-18.87	AV	224.00	150	Vertical	Pass
3	4254.400	52.77	-5.04	74.0	-21.23	Peak	0.00	150	Vertical	Pass
3**	4254.400	42.14	-5.04	54.0	-11.86	AV	0.00	150	Vertical	Pass
4	5578.600	104.01	-2.15	--	--	Peak	113.00	150	Vertical	N/A
4**	5578.600	96.51	-2.15	--	--	AV	113.00	150	Vertical	N/A
5	11616.388	52.39	-0.06	74.0	-21.61	Peak	172.00	150	Vertical	Pass
5**	11616.388	43.27	-0.06	54.0	-10.73	AV	172.00	150	Vertical	Pass
6	16027.050	55.92	0.69	74.0	-18.08	Peak	245.00	150	Vertical	Pass
6**	16027.050	46.71	0.69	54.0	-7.29	AV	245.00	150	Vertical	Pass

## 11a, U-NII-2C, 1 GHz to 18 GHz, High Channel, ANT H

No.	Frequency (MHz)	Results (dBuV/m)	Factor (dB)	Limit (dBuV/m)	Over Limit (dB)	Detector	Table (Degree)	Height (cm)	Antenna	Verdict
1	1594.000	45.28	-17.45	74.0	-28.72	Peak	204.00	150	Horizontal	Pass
1**	1594.000	37.16	-17.45	54.0	-16.84	AV	204.00	150	Horizontal	Pass
2	2769.600	44.72	-10.60	74.0	-29.28	Peak	55.00	150	Horizontal	Pass
2**	2769.600	34.33	-10.60	54.0	-19.67	AV	55.00	150	Horizontal	Pass
3	5001.800	52.99	-2.92	74.0	-21.01	Peak	260.00	150	Horizontal	Pass
3**	5001.800	42.33	-2.92	54.0	-11.67	AV	260.00	150	Horizontal	Pass
4	5699.200	109.45	-2.03	--	--	Peak	128.00	150	Horizontal	N/A
4**	5699.200	103.23	-2.03	--	--	AV	128.00	150	Horizontal	N/A
5	11418.013	53.33	-0.12	74.0	-20.67	Peak	325.00	150	Horizontal	Pass
5**	11418.013	42.64	-0.12	54.0	-11.36	AV	325.00	150	Horizontal	Pass
6	15893.963	56.00	0.20	74.0	-18.00	Peak	61.00	150	Horizontal	Pass
6**	15893.963	45.93	0.20	54.0	-8.07	AV	61.00	150	Horizontal	Pass

## 11a, U-NII-2C, 1 GHz to 18 GHz, High Channel, ANT V

No.	Frequency (MHz)	Results (dBuV/m)	Factor (dB)	Limit (dBuV/m)	Over Limit (dB)	Detector	Table (Degree)	Height (cm)	Antenna	Verdict
1	1594.200	49.75	-17.47	74.0	-24.25	Peak	265.00	150	Vertical	Pass
1**	1594.200	38.02	-17.47	54.0	-15.98	AV	265.00	150	Vertical	Pass
2	2805.700	43.21	-10.34	74.0	-30.79	Peak	240.00	150	Vertical	Pass
2**	2805.700	36.38	-10.34	54.0	-17.62	AV	240.00	150	Vertical	Pass
3	4799.800	52.82	-2.55	74.0	-21.18	Peak	237.00	150	Vertical	Pass
3**	4799.800	44.35	-2.55	54.0	-9.65	AV	237.00	150	Vertical	Pass
4	5698.800	103.65	-2.04	--	--	Peak	129.00	150	Vertical	N/A
4**	5698.800	96.70	-2.04	--	--	AV	129.00	150	Vertical	N/A
5	11644.849	52.57	-0.20	74.0	-21.43	Peak	325.00	150	Vertical	Pass
5**	11644.849	43.61	-0.20	54.0	-10.39	AV	325.00	150	Vertical	Pass
6	15841.724	55.92	1.42	74.0	-18.08	Peak	360.00	150	Vertical	Pass
6**	15841.724	46.95	1.42	54.0	-7.05	AV	360.00	150	Vertical	Pass

## 11n20, U-NII-2C, 1 GHz to 18 GHz, Low Channel, ANT H

No.	Frequency (MHz)	Results (dBuV/m)	Factor (dB)	Limit (dBuV/m)	Over Limit (dB)	Detector	Table (Degree)	Height (cm)	Antenna	Verdict
1	1545.400	42.86	-17.50	74.0	-31.14	Peak	218.00	150	Horizontal	Pass
1**	1545.400	33.34	-17.50	54.0	-20.66	AV	218.00	150	Horizontal	Pass
2	2822.400	44.51	-10.25	74.0	-29.49	Peak	286.00	150	Horizontal	Pass
2**	2822.400	35.29	-10.25	54.0	-18.71	AV	286.00	150	Horizontal	Pass
3	4791.200	51.97	-2.73	74.0	-22.03	Peak	320.00	150	Horizontal	Pass
3**	4791.200	42.65	-2.73	54.0	-11.35	AV	320.00	150	Horizontal	Pass
4	5501.200	110.34	-2.18	--	--	Peak	116.00	150	Horizontal	N/A
4**	5501.200	102.65	-2.18	--	--	AV	116.00	150	Horizontal	N/A
5	11604.312	52.94	-0.01	74.0	-21.06	Peak	190.00	150	Horizontal	Pass
5**	11604.312	43.38	-0.01	54.0	-10.62	AV	190.00	150	Horizontal	Pass
6	15636.187	55.86	1.50	74.0	-18.14	Peak	201.00	150	Horizontal	Pass
6**	15636.187	47.03	1.50	54.0	-6.97	AV	201.00	150	Horizontal	Pass

## 11n20, U-NII-2C, 1 GHz to 18 GHz, Low Channel, ANT V

No.	Frequency (MHz)	Results (dBuV/m)	Factor (dB)	Limit (dBuV/m)	Over Limit (dB)	Detector	Table (Degree)	Height (cm)	Antenna	Verdict
1	1598.300	46.95	-17.54	74.0	-27.05	Peak	263.00	150	Vertical	Pass
1**	1598.300	38.52	-17.54	54.0	-15.48	AV	263.00	150	Vertical	Pass
2	2789.600	43.94	-10.58	74.0	-30.06	Peak	27.00	150	Vertical	Pass
2**	2789.600	36.00	-10.58	54.0	-18.00	AV	27.00	150	Vertical	Pass
3	4779.600	52.27	-2.88	74.0	-21.73	Peak	238.00	150	Vertical	Pass
3**	4779.600	43.43	-2.88	54.0	-10.57	AV	238.00	150	Vertical	Pass
4	5498.200	102.68	-2.04	--	--	Peak	56.00	150	Vertical	N/A
4**	5498.200	95.01	-2.04	--	--	AV	56.00	150	Vertical	N/A
5	11754.675	52.79	1.04	74.0	-21.21	Peak	31.00	150	Vertical	Pass
5**	11754.675	44.03	1.04	54.0	-9.97	AV	31.00	150	Vertical	Pass
6	15624.901	55.93	1.72	74.0	-18.07	Peak	151.00	150	Vertical	Pass
6**	15624.901	47.18	1.72	54.0	-6.82	AV	151.00	150	Vertical	Pass

## 11n20, U-NII-2C, 1 GHz to 18 GHz, Middle Channel, ANT H

No.	Frequency (MHz)	Results (dBuV/m)	Factor (dB)	Limit (dBuV/m)	Over Limit (dB)	Detector	Table (Degree)	Height (cm)	Antenna	Verdict
1	1597.700	44.03	-17.58	74.0	-29.97	Peak	196.00	150	Horizontal	Pass
1**	1597.700	34.87	-17.58	54.0	-19.13	AV	196.00	150	Horizontal	Pass
2	2808.200	43.58	-10.29	74.0	-30.42	Peak	237.00	150	Horizontal	Pass
2**	2808.200	34.60	-10.29	54.0	-19.40	AV	237.00	150	Horizontal	Pass
3	4800.000	52.13	-2.55	74.0	-21.87	Peak	260.00	150	Horizontal	Pass
3**	4800.000	44.56	-2.55	54.0	-9.44	AV	260.00	150	Horizontal	Pass
4	5581.400	108.78	-2.29	--	--	Peak	130.00	150	Horizontal	N/A
4**	5581.400	101.70	-2.29	--	--	AV	130.00	150	Horizontal	N/A
5	11969.438	53.82	0.81	74.0	-20.18	Peak	360.00	150	Horizontal	Pass
5**	11969.438	43.55	0.81	54.0	-10.45	AV	360.00	150	Horizontal	Pass
6	15841.988	55.95	1.42	74.0	-18.05	Peak	108.00	150	Horizontal	Pass
6**	15841.988	47.97	1.42	54.0	-6.03	AV	108.00	150	Horizontal	Pass

## 11n20, U-NII-2C, 1 GHz to 18 GHz, Middle Channel, ANT V

No.	Frequency (MHz)	Results (dBuV/m)	Factor (dB)	Limit (dBuV/m)	Over Limit (dB)	Detector	Table (Degree)	Height (cm)	Antenna	Verdict
1	1597.900	48.37	-17.56	74.0	-25.63	Peak	278.00	150	Vertical	Pass
1**	1597.900	41.12	-17.56	54.0	-12.88	AV	278.00	150	Vertical	Pass
2	2818.600	43.98	-10.22	74.0	-30.02	Peak	162.00	150	Vertical	Pass
2**	2818.600	34.52	-10.22	54.0	-19.48	AV	162.00	150	Vertical	Pass
3	4794.000	52.26	-2.58	74.0	-21.74	Peak	238.00	150	Vertical	Pass
3**	4794.000	44.52	-2.58	54.0	-9.48	AV	238.00	150	Vertical	Pass
4	5581.600	104.25	-2.29	--	--	Peak	103.00	150	Vertical	N/A
4**	5581.600	96.92	-2.29	--	--	AV	103.00	150	Vertical	N/A
5	11684.237	52.29	0.15	74.0	-21.71	Peak	0.00	150	Vertical	Pass
5**	11684.237	43.25	0.15	54.0	-10.75	AV	0.00	150	Vertical	Pass
6	15828.862	56.77	1.53	74.0	-17.23	Peak	340.00	150	Vertical	Pass
6**	15828.862	46.70	1.53	54.0	-7.30	AV	340.00	150	Vertical	Pass



## 11n20, U-NII-2C, 1 GHz to 18 GHz, High Channel, ANT H

No.	Frequency (MHz)	Results (dBuV/m)	Factor (dB)	Limit (dBuV/m)	Over Limit (dB)	Detector	Table (Degree)	Height (cm)	Antenna	Verdict
1	1594.300	45.26	-17.48	74.0	-28.74	Peak	230.00	150	Horizontal	Pass
1**	1594.300	35.24	-17.48	54.0	-18.76	AV	230.00	150	Horizontal	Pass
2	2811.900	43.85	-10.13	74.0	-30.15	Peak	23.00	150	Horizontal	Pass
2**	2811.900	34.38	-10.13	54.0	-19.62	AV	23.00	150	Horizontal	Pass
3	4785.000	51.39	-2.80	74.0	-22.61	Peak	137.00	150	Horizontal	Pass
3**	4785.000	43.21	-2.80	54.0	-10.79	AV	137.00	150	Horizontal	Pass
4	5699.000	107.76	-2.03	--	--	Peak	149.00	150	Horizontal	N/A
4**	5699.000	101.47	-2.03	--	--	AV	149.00	150	Horizontal	N/A
5	11666.125	52.93	0.19	74.0	-21.07	Peak	109.00	150	Horizontal	Pass
5**	11666.125	43.50	0.19	54.0	-10.50	AV	109.00	150	Horizontal	Pass
6	15839.362	56.44	1.45	74.0	-17.56	Peak	149.00	150	Horizontal	Pass
6**	15839.362	46.35	1.45	54.0	-7.65	AV	149.00	150	Horizontal	Pass

## 11n20, U-NII-2C, 1 GHz to 18 GHz, High Channel, ANT V

No.	Frequency (MHz)	Results (dBuV/m)	Factor (dB)	Limit (dBuV/m)	Over Limit (dB)	Detector	Table (Degree)	Height (cm)	Antenna	Verdict
1	1598.200	46.64	-17.54	74.0	-27.36	Peak	264.00	150	Vertical	Pass
1**	1598.200	37.21	-17.54	54.0	-16.79	AV	264.00	150	Vertical	Pass
2	2791.700	43.47	-10.68	74.0	-30.53	Peak	307.00	150	Vertical	Pass
2**	2791.700	35.24	-10.68	54.0	-18.76	AV	307.00	150	Vertical	Pass
3	4800.200	53.31	-2.55	74.0	-20.69	Peak	324.00	150	Vertical	Pass
3**	4800.200	44.04	-2.55	54.0	-9.96	AV	324.00	150	Vertical	Pass
4	5699.000	103.04	-2.03	--	--	Peak	113.00	150	Vertical	N/A
4**	5699.000	95.92	-2.03	--	--	AV	113.00	150	Vertical	N/A
5	11948.450	52.96	1.44	74.0	-21.04	Peak	191.00	150	Vertical	Pass
5**	11948.450	43.45	1.44	54.0	-10.55	AV	191.00	150	Vertical	Pass
6	15809.438	56.48	2.18	74.0	-17.52	Peak	120.00	150	Vertical	Pass
6**	15809.438	46.72	2.18	54.0	-7.28	AV	120.00	150	Vertical	Pass

## 11n40, U-NII-2C, 1 GHz to 18 GHz, Low Channel, ANT H

No.	Frequency (MHz)	Results (dBuV/m)	Factor (dB)	Limit (dBuV/m)	Over Limit (dB)	Detector	Table (Degree)	Height (cm)	Antenna	Verdict
1	1593.600	44.45	-17.46	74.0	-29.55	Peak	281.00	150	Horizontal	Pass
1**	1593.600	33.15	-17.46	54.0	-20.85	AV	281.00	150	Horizontal	Pass
2	2789.100	44.37	-10.58	74.0	-29.63	Peak	128.00	150	Horizontal	Pass
2**	2789.100	34.15	-10.58	54.0	-19.85	AV	128.00	150	Horizontal	Pass
3	4765.800	51.62	-3.27	74.0	-22.38	Peak	287.00	150	Horizontal	Pass
3**	4765.800	41.81	-3.27	54.0	-12.19	AV	287.00	150	Horizontal	Pass
4	5508.400	106.64	-2.50	--	--	Peak	122.00	150	Horizontal	N/A
4**	5508.400	98.62	-2.50	--	--	AV	122.00	150	Horizontal	N/A
5	11602.013	53.06	-0.04	74.0	-20.94	Peak	125.00	150	Horizontal	Pass
5**	11602.013	44.14	-0.04	54.0	-9.86	AV	125.00	150	Horizontal	Pass
6	15833.326	56.23	1.47	74.0	-17.77	Peak	16.00	150	Horizontal	Pass
6**	15833.326	46.96	1.47	54.0	-7.04	AV	16.00	150	Horizontal	Pass

## 11n40, U-NII-2C, 1 GHz to 18 GHz, Low Channel, ANT V

No.	Frequency (MHz)	Results (dBuV/m)	Factor (dB)	Limit (dBuV/m)	Over Limit (dB)	Detector	Table (Degree)	Height (cm)	Antenna	Verdict
1	1599.600	48.88	-17.62	74.0	-25.12	Peak	272.00	150	Vertical	Pass
1**	1599.600	38.31	-17.62	54.0	-15.69	AV	272.00	150	Vertical	Pass
2	2854.200	44.73	-10.26	74.0	-29.27	Peak	239.00	150	Vertical	Pass
2**	2854.200	35.30	-10.26	54.0	-18.70	AV	239.00	150	Vertical	Pass
3	4786.400	52.79	-2.74	74.0	-21.21	Peak	321.00	150	Vertical	Pass
3**	4786.400	44.74	-2.74	54.0	-9.26	AV	321.00	150	Vertical	Pass
4	5507.600	100.37	-2.45	--	--	Peak	115.00	150	Vertical	N/A
4**	5507.600	92.60	-2.45	--	--	AV	115.00	150	Vertical	N/A
5	11476.088	52.75	-0.10	74.0	-21.25	Peak	121.00	150	Vertical	Pass
5**	11476.088	42.93	-0.10	54.0	-11.07	AV	121.00	150	Vertical	Pass
6	15835.162	56.49	1.45	74.0	-17.51	Peak	105.00	150	Vertical	Pass
6**	15835.162	46.89	1.45	54.0	-7.11	AV	105.00	150	Vertical	Pass

## 11n40, U-NII-2C, 1 GHz to 18 GHz, Middle Channel, ANT H

No.	Frequency (MHz)	Results (dBuV/m)	Factor (dB)	Limit (dBuV/m)	Over Limit (dB)	Detector	Table (Degree)	Height (cm)	Antenna	Verdict
1	1593.500	46.36	-17.46	74.0	-27.64	Peak	232.00	150	Horizontal	Pass
1**	1593.500	37.22	-17.46	54.0	-16.78	AV	232.00	150	Horizontal	Pass
2	2767.300	43.95	-10.74	74.0	-30.05	Peak	301.00	150	Horizontal	Pass
2**	2767.300	34.64	-10.74	54.0	-19.36	AV	301.00	150	Horizontal	Pass
3	4908.200	52.61	-2.47	74.0	-21.39	Peak	360.00	150	Horizontal	Pass
3**	4908.200	43.32	-2.47	54.0	-10.68	AV	360.00	150	Horizontal	Pass
4	5587.000	105.58	-2.27	--	--	Peak	113.00	150	Horizontal	N/A
4**	5587.000	98.76	-2.27	--	--	AV	113.00	150	Horizontal	N/A
5	11657.500	52.42	0.05	74.0	-21.58	Peak	88.00	150	Horizontal	Pass
5**	11657.500	43.79	0.05	54.0	-10.21	AV	88.00	150	Horizontal	Pass
6	15839.887	55.85	1.45	74.0	-18.15	Peak	143.00	150	Horizontal	Pass
6**	15839.887	46.95	1.45	54.0	-7.05	AV	143.00	150	Horizontal	Pass

## 11n40, U-NII-2C, 1 GHz to 18 GHz, Middle Channel, ANT V

No.	Frequency (MHz)	Results (dBuV/m)	Factor (dB)	Limit (dBuV/m)	Over Limit (dB)	Detector	Table (Degree)	Height (cm)	Antenna	Verdict
1	1598.900	48.07	-17.58	74.0	-25.93	Peak	274.00	150	Vertical	Pass
1**	1598.900	38.11	-17.58	54.0	-15.89	AV	274.00	150	Vertical	Pass
2	2811.600	44.11	-10.15	74.0	-29.89	Peak	171.00	150	Vertical	Pass
2**	2811.600	35.40	-10.15	54.0	-18.60	AV	171.00	150	Vertical	Pass
3	4825.000	52.08	-3.43	74.0	-21.92	Peak	-1.00	150	Vertical	Pass
3**	4825.000	43.46	-3.43	54.0	-10.54	AV	-1.00	150	Vertical	Pass
4	5585.400	100.38	-2.36	--	--	Peak	50.00	150	Vertical	N/A
4**	5585.400	93.75	-2.36	--	--	AV	50.00	150	Vertical	N/A
5	11447.050	52.68	-0.03	74.0	-21.32	Peak	288.00	150	Vertical	Pass
5**	11447.050	43.10	-0.03	54.0	-10.90	AV	288.00	150	Vertical	Pass
6	15808.650	56.54	2.19	74.0	-17.46	Peak	331.00	150	Vertical	Pass
6**	15808.650	46.46	2.19	54.0	-7.54	AV	331.00	150	Vertical	Pass

## 11n40, U-NII-2C, 1 GHz to 18 GHz, High Channel, ANT H

No.	Frequency (MHz)	Results (dBuV/m)	Factor (dB)	Limit (dBuV/m)	Over Limit (dB)	Detector	Table (Degree)	Height (cm)	Antenna	Verdict
1	1549.500	42.78	-17.48	74.0	-31.22	Peak	185.00	150	Horizontal	Pass
1**	1549.500	32.32	-17.48	54.0	-21.68	AV	185.00	150	Horizontal	Pass
2	2766.200	44.20	-10.78	74.0	-29.80	Peak	99.00	150	Horizontal	Pass
2**	2766.200	34.70	-10.78	54.0	-19.30	AV	99.00	150	Horizontal	Pass
3	4780.800	52.10	-2.88	74.0	-21.90	Peak	181.00	150	Horizontal	Pass
3**	4780.800	42.58	-2.88	54.0	-11.42	AV	181.00	150	Horizontal	Pass
4	5667.200	106.66	-2.35	--	--	Peak	127.00	150	Horizontal	N/A
4**	5667.200	99.78	-2.35	--	--	AV	127.00	150	Horizontal	N/A
5	11599.425	53.61	-0.08	74.0	-20.39	Peak	180.00	150	Horizontal	Pass
5**	11599.425	43.27	-0.08	54.0	-10.73	AV	180.00	150	Horizontal	Pass
6	15821.250	56.23	1.82	74.0	-17.77	Peak	325.00	150	Horizontal	Pass
6**	15821.250	46.61	1.82	54.0	-7.39	AV	325.00	150	Horizontal	Pass

## 11n40, U-NII-2C, 1 GHz to 18 GHz, High Channel, ANT V

No.	Frequency (MHz)	Results (dBuV/m)	Factor (dB)	Limit (dBuV/m)	Over Limit (dB)	Detector	Table (Degree)	Height (cm)	Antenna	Verdict
1	1595.700	48.07	-17.65	74.0	-25.93	Peak	277.00	150	Vertical	Pass
1**	1595.700	38.57	-17.65	54.0	-15.43	AV	277.00	150	Vertical	Pass
2	2832.100	44.88	-10.34	74.0	-29.12	Peak	252.00	150	Vertical	Pass
2**	2832.100	34.39	-10.34	54.0	-19.61	AV	252.00	150	Vertical	Pass
3	4253.400	53.33	-4.95	74.0	-20.67	Peak	330.00	150	Vertical	Pass
3**	4253.400	43.76	-4.95	54.0	-10.24	AV	330.00	150	Vertical	Pass
4	5673.400	100.84	-2.32	--	--	Peak	166.00	150	Vertical	N/A
4**	5673.400	93.63	-2.32	--	--	AV	166.00	150	Vertical	N/A
5	11560.037	52.94	-0.45	74.0	-21.06	Peak	325.00	150	Vertical	Pass
5**	11560.037	43.42	-0.45	54.0	-10.58	AV	325.00	150	Vertical	Pass
6	15580.800	56.50	1.39	74.0	-17.50	Peak	0.00	150	Vertical	Pass
6**	15580.800	46.24	1.39	54.0	-7.76	AV	0.00	150	Vertical	Pass

## 11ac20, U-NII-2C, 1 GHz to 18 GHz, Low Channel, ANT H

No.	Frequency (MHz)	Results (dBuV/m)	Factor (dB)	Limit (dBuV/m)	Over Limit (dB)	Detector	Table (Degree)	Height (cm)	Antenna	Verdict
1	1592.200	44.11	-17.51	74.0	-29.89	Peak	205.00	150	Horizontal	Pass
1**	1592.200	35.26	-17.51	54.0	-18.74	AV	205.00	150	Horizontal	Pass
2	2775.900	44.15	-10.47	74.0	-29.85	Peak	188.00	150	Horizontal	Pass
2**	2775.900	34.83	-10.47	54.0	-19.17	AV	188.00	150	Horizontal	Pass
3	4799.400	52.35	-2.55	74.0	-21.65	Peak	12.00	150	Horizontal	Pass
3**	4799.400	43.02	-2.55	54.0	-10.98	AV	12.00	150	Horizontal	Pass
4	5489.000	109.28	-2.32	--	--	Peak	117.00	150	Horizontal	N/A
4**	5489.000	101.59	-2.32	--	--	AV	117.00	150	Horizontal	N/A
5	11642.838	53.27	-0.22	74.0	-20.73	Peak	230.00	150	Horizontal	Pass
5**	11642.838	43.76	-0.22	54.0	-10.24	AV	230.00	150	Horizontal	Pass
6	15841.463	56.08	1.42	74.0	-17.92	Peak	105.00	150	Horizontal	Pass
6**	15841.463	47.38	1.42	54.0	-6.62	AV	105.00	150	Horizontal	Pass

## 11ac20, U-NII-2C, 1 GHz to 18 GHz, Low Channel, ANT V

No.	Frequency (MHz)	Results (dBuV/m)	Factor (dB)	Limit (dBuV/m)	Over Limit (dB)	Detector	Table (Degree)	Height (cm)	Antenna	Verdict
1	1597.200	46.55	-17.62	74.0	-27.45	Peak	272.00	150	Vertical	Pass
1**	1597.200	36.77	-17.62	54.0	-17.23	AV	272.00	150	Vertical	Pass
2	2799.100	43.73	-10.57	74.0	-30.27	Peak	142.00	150	Vertical	Pass
2**	2799.100	34.80	-10.57	54.0	-19.20	AV	142.00	150	Vertical	Pass
3	4259.600	53.73	-4.73	74.0	-20.27	Peak	9.00	150	Vertical	Pass
3**	4259.600	44.17	-4.73	54.0	-9.83	AV	9.00	150	Vertical	Pass
4	5490.200	102.59	-2.29	--	--	Peak	159.00	150	Vertical	N/A
4**	5490.200	94.07	-2.29	--	--	AV	159.00	150	Vertical	N/A
5	11855.588	52.91	1.05	74.0	-21.09	Peak	125.00	150	Vertical	Pass
5**	11855.588	43.43	1.05	54.0	-10.57	AV	125.00	150	Vertical	Pass
6	15857.212	55.89	1.08	74.0	-18.11	Peak	149.00	150	Vertical	Pass
6**	15857.212	47.46	1.08	54.0	-6.54	AV	149.00	150	Vertical	Pass

## 11ac20, U-NII-2C, 1 GHz to 18 GHz, Middle Channel, ANT H

No.	Frequency (MHz)	Results (dBuV/m)	Factor (dB)	Limit (dBuV/m)	Over Limit (dB)	Detector	Table (Degree)	Height (cm)	Antenna	Verdict
1	1599.700	45.27	-17.63	74.0	-28.73	Peak	209.00	150	Horizontal	Pass
1**	1599.700	37.09	-17.63	54.0	-16.91	AV	209.00	150	Horizontal	Pass
2	2781.600	43.42	-10.39	74.0	-30.58	Peak	270.00	150	Horizontal	Pass
2**	2781.600	34.73	-10.39	54.0	-19.27	AV	270.00	150	Horizontal	Pass
3	4763.600	51.38	-3.29	74.0	-22.62	Peak	259.00	150	Horizontal	Pass
3**	4763.600	42.75	-3.29	54.0	-11.25	AV	259.00	150	Horizontal	Pass
4	5578.200	109.51	-2.13	--	--	Peak	118.00	150	Horizontal	N/A
4**	5578.200	102.15	-2.13	--	--	AV	118.00	150	Horizontal	N/A
5	11755.537	52.88	1.07	74.0	-21.12	Peak	310.00	150	Horizontal	Pass
5**	11755.537	43.26	1.07	54.0	-10.74	AV	310.00	150	Horizontal	Pass
6	15572.924	56.23	1.41	74.0	-17.77	Peak	156.00	150	Horizontal	Pass
6**	15572.924	45.62	1.41	54.0	-8.38	AV	156.00	150	Horizontal	Pass

## 11ac20, U-NII-2C, 1 GHz to 18 GHz, Middle Channel, ANT V

No.	Frequency (MHz)	Results (dBuV/m)	Factor (dB)	Limit (dBuV/m)	Over Limit (dB)	Detector	Table (Degree)	Height (cm)	Antenna	Verdict
1	1594.600	48.43	-17.52	74.0	-25.57	Peak	276.00	150	Vertical	Pass
1**	1594.600	39.44	-17.52	54.0	-14.56	AV	276.00	150	Vertical	Pass
2	2791.600	43.59	-10.68	74.0	-30.41	Peak	200.00	150	Vertical	Pass
2**	2791.600	34.04	-10.68	54.0	-19.96	AV	200.00	150	Vertical	Pass
3	4248.600	54.26	-4.87	74.0	-19.74	Peak	198.00	150	Vertical	Pass
3**	4248.600	45.44	-4.87	54.0	-8.56	AV	198.00	150	Vertical	Pass
4	5582.000	104.47	-2.31	--	--	Peak	101.00	150	Vertical	N/A
4**	5582.000	95.88	-2.31	--	--	AV	101.00	150	Vertical	N/A
5	11440.151	53.13	-0.08	74.0	-20.87	Peak	91.00	150	Vertical	Pass
5**	11440.151	43.92	-0.08	54.0	-10.08	AV	91.00	150	Vertical	Pass
6	15838.576	57.50	1.45	74.0	-16.50	Peak	0.00	150	Vertical	Pass
6**	15838.576	47.06	1.45	54.0	-6.94	AV	0.00	150	Vertical	Pass

## 11ac20, U-NII-2C, 1 GHz to 18 GHz, High Channel, ANT H

No.	Frequency (MHz)	Results (dBuV/m)	Factor (dB)	Limit (dBuV/m)	Over Limit (dB)	Detector	Table (Degree)	Height (cm)	Antenna	Verdict
1	1596.300	45.96	-17.69	74.0	-28.04	Peak	204.00	150	Horizontal	Pass
1**	1596.300	36.69	-17.69	54.0	-17.31	AV	204.00	150	Horizontal	Pass
2	2755.300	44.66	-10.74	74.0	-29.34	Peak	239.00	150	Horizontal	Pass
2**	2755.300	33.89	-10.74	54.0	-20.11	AV	239.00	150	Horizontal	Pass
3	4800.200	52.65	-2.55	74.0	-21.35	Peak	345.00	150	Horizontal	Pass
3**	4800.200	44.69	-2.55	54.0	-9.31	AV	345.00	150	Horizontal	Pass
4	5698.000	109.19	-2.07	--	--	Peak	134.00	150	Horizontal	N/A
4**	5698.000	101.62	-2.07	--	--	AV	134.00	150	Horizontal	N/A
5	11592.526	52.82	-0.19	74.0	-21.18	Peak	245.00	150	Horizontal	Pass
5**	11592.526	45.08	-0.19	54.0	-8.92	AV	245.00	150	Horizontal	Pass
6	15848.025	56.36	1.35	74.0	-17.64	Peak	85.00	150	Horizontal	Pass
6**	15848.025	47.15	1.35	54.0	-6.85	AV	85.00	150	Horizontal	Pass

## 11ac20, U-NII-2C, 1 GHz to 18 GHz, High Channel, ANT V

No.	Frequency (MHz)	Results (dBuV/m)	Factor (dB)	Limit (dBuV/m)	Over Limit (dB)	Detector	Table (Degree)	Height (cm)	Antenna	Verdict
1	1599.200	48.30	-17.60	74.0	-25.70	Peak	266.00	150	Vertical	Pass
1**	1599.200	38.74	-17.60	54.0	-15.26	AV	266.00	150	Vertical	Pass
2	2790.100	44.14	-10.59	74.0	-29.86	Peak	240.00	150	Vertical	Pass
2**	2790.100	34.71	-10.59	54.0	-19.29	AV	240.00	150	Vertical	Pass
3	4251.400	53.11	-4.82	74.0	-20.89	Peak	337.00	150	Vertical	Pass
3**	4251.400	44.06	-4.82	54.0	-9.94	AV	337.00	150	Vertical	Pass
4	5701.200	104.22	-2.10	--	--	Peak	98.00	150	Vertical	N/A
4**	5701.200	96.20	-2.10	--	--	AV	98.00	150	Vertical	N/A
5	11740.013	53.05	0.80	74.0	-20.95	Peak	344.00	150	Vertical	Pass
5**	11740.013	42.88	0.80	54.0	-11.12	AV	344.00	150	Vertical	Pass
6	15796.838	55.99	2.23	74.0	-18.01	Peak	244.00	150	Vertical	Pass
6**	15796.838	46.36	2.23	54.0	-7.64	AV	244.00	150	Vertical	Pass

## 11ac40, U-NII-2C, 1 GHz to 18 GHz, Low Channel, ANT H

No.	Frequency (MHz)	Results (dBuV/m)	Factor (dB)	Limit (dBuV/m)	Over Limit (dB)	Detector	Table (Degree)	Height (cm)	Antenna	Verdict
1	1556.800	42.99	-17.52	74.0	-31.01	Peak	292.00	150	Horizontal	Pass
1**	1556.800	33.53	-17.52	54.0	-20.47	AV	292.00	150	Horizontal	Pass
2	2799.500	44.41	-10.56	74.0	-29.59	Peak	157.00	150	Horizontal	Pass
2**	2799.500	34.47	-10.56	54.0	-19.53	AV	157.00	150	Horizontal	Pass
3	4848.600	51.95	-3.37	74.0	-22.05	Peak	149.00	150	Horizontal	Pass
3**	4848.600	41.90	-3.37	54.0	-12.10	AV	149.00	150	Horizontal	Pass
4	5506.000	106.95	-2.34	--	--	Peak	122.00	150	Horizontal	N/A
4**	5506.000	99.04	-2.34	--	--	AV	122.00	150	Horizontal	N/A
5	11852.713	53.00	1.08	74.0	-21.00	Peak	144.00	150	Horizontal	Pass
5**	11852.713	43.25	1.08	54.0	-10.75	AV	144.00	150	Horizontal	Pass
6	15853.013	56.23	1.25	74.0	-17.77	Peak	159.00	150	Horizontal	Pass
6**	15853.013	47.42	1.25	54.0	-6.58	AV	159.00	150	Horizontal	Pass

## 11ac40, U-NII-2C, 1 GHz to 18 GHz, Low Channel, ANT V

No.	Frequency (MHz)	Results (dBuV/m)	Factor (dB)	Limit (dBuV/m)	Over Limit (dB)	Detector	Table (Degree)	Height (cm)	Antenna	Verdict
1	1599.500	48.93	-17.62	74.0	-25.07	Peak	238.00	150	Vertical	Pass
1**	1599.500	36.02	-17.62	54.0	-17.98	AV	238.00	150	Vertical	Pass
2	2788.200	43.80	-10.56	74.0	-30.20	Peak	64.00	150	Vertical	Pass
2**	2788.200	34.34	-10.56	54.0	-19.66	AV	64.00	150	Vertical	Pass
3	4789.200	53.18	-2.76	74.0	-20.82	Peak	294.00	150	Vertical	Pass
3**	4789.200	43.96	-2.76	54.0	-10.04	AV	294.00	150	Vertical	Pass
4	5508.600	100.02	-2.52	--	--	Peak	110.00	150	Vertical	N/A
4**	5508.600	91.94	-2.52	--	--	AV	110.00	150	Vertical	N/A
5	11103.487	52.71	-0.94	74.0	-21.29	Peak	164.00	150	Vertical	Pass
5**	11103.487	43.36	-0.94	54.0	-10.64	AV	164.00	150	Vertical	Pass
6	15852.750	56.37	1.26	74.0	-17.63	Peak	110.00	150	Vertical	Pass
6**	15852.750	47.00	1.26	54.0	-7.00	AV	110.00	150	Vertical	Pass



## 11ac40, U-NII-2C, 1 GHz to 18 GHz, Middle Channel, ANT H

No.	Frequency (MHz)	Results (dBuV/m)	Factor (dB)	Limit (dBuV/m)	Over Limit (dB)	Detector	Table (Degree)	Height (cm)	Antenna	Verdict
1	1528.400	41.98	-17.45	74.0	-32.02	Peak	220.00	150	Horizontal	Pass
1**	1528.400	32.17	-17.45	54.0	-21.83	AV	220.00	150	Horizontal	Pass
2	2806.900	43.59	-10.32	74.0	-30.41	Peak	282.00	150	Horizontal	Pass
2**	2806.900	34.75	-10.32	54.0	-19.25	AV	282.00	150	Horizontal	Pass
3	4800.200	52.33	-2.55	74.0	-21.67	Peak	212.00	150	Horizontal	Pass
3**	4800.200	44.79	-2.55	54.0	-9.21	AV	212.00	150	Horizontal	Pass
4	5587.600	106.94	-2.29	--	--	Peak	125.00	150	Horizontal	N/A
4**	5587.600	98.53	-2.29	--	--	AV	125.00	150	Horizontal	N/A
5	11933.787	53.42	1.66	74.0	-20.58	Peak	283.00	150	Horizontal	Pass
5**	11933.787	43.42	1.66	54.0	-10.58	AV	283.00	150	Horizontal	Pass
6	15854.063	56.24	1.22	74.0	-17.76	Peak	67.00	150	Horizontal	Pass
6**	15854.063	47.04	1.22	54.0	-6.96	AV	67.00	150	Horizontal	Pass

## 11ac40, U-NII-2C, 1 GHz to 18 GHz, Middle Channel, ANT V

No.	Frequency (MHz)	Results (dBuV/m)	Factor (dB)	Limit (dBuV/m)	Over Limit (dB)	Detector	Table (Degree)	Height (cm)	Antenna	Verdict
1	1595.900	50.02	-17.68	74.0	-23.98	Peak	270.00	150	Vertical	Pass
1**	1595.900	36.94	-17.68	54.0	-17.06	AV	270.00	150	Vertical	Pass
2	2802.300	44.75	-10.47	74.0	-29.25	Peak	253.00	150	Vertical	Pass
2**	2802.300	34.83	-10.47	54.0	-19.17	AV	253.00	150	Vertical	Pass
3	4805.400	52.47	-2.87	74.0	-21.53	Peak	298.00	150	Vertical	Pass
3**	4805.400	43.85	-2.87	54.0	-10.15	AV	298.00	150	Vertical	Pass
4	5585.800	100.96	-2.33	--	--	Peak	111.00	150	Vertical	N/A
4**	5585.800	93.07	-2.33	--	--	AV	111.00	150	Vertical	N/A
5	11225.099	53.09	-0.22	74.0	-20.91	Peak	223.00	150	Vertical	Pass
5**	11225.099	43.04	-0.22	54.0	-10.96	AV	223.00	150	Vertical	Pass
6	15845.925	55.82	1.36	74.0	-18.18	Peak	321.00	150	Vertical	Pass
6**	15845.925	47.27	1.36	54.0	-6.73	AV	321.00	150	Vertical	Pass

## 11ac40, U-NII-2C, 1 GHz to 18 GHz, High Channel, ANT H

No.	Frequency (MHz)	Results (dBuV/m)	Factor (dB)	Limit (dBuV/m)	Over Limit (dB)	Detector	Table (Degree)	Height (cm)	Antenna	Verdict
1	1593.100	44.08	-17.48	74.0	-29.92	Peak	290.00	150	Horizontal	Pass
1**	1593.100	31.78	-17.48	54.0	-22.22	AV	290.00	150	Horizontal	Pass
2	2815.600	43.92	-10.12	74.0	-30.08	Peak	0.00	150	Horizontal	Pass
2**	2815.600	34.76	-10.12	54.0	-19.24	AV	0.00	150	Horizontal	Pass
3	4804.400	52.26	-2.78	74.0	-21.74	Peak	360.00	150	Horizontal	Pass
3**	4804.400	42.61	-2.78	54.0	-11.39	AV	360.00	150	Horizontal	Pass
4	5667.800	104.86	-2.37	--	--	Peak	143.00	150	Horizontal	N/A
4**	5667.800	97.50	-2.37	--	--	AV	143.00	150	Horizontal	N/A
5	11667.562	52.59	0.20	74.0	-21.41	Peak	13.00	150	Horizontal	Pass
5**	11667.562	43.62	0.20	54.0	-10.38	AV	13.00	150	Horizontal	Pass
6	15861.675	56.17	0.89	74.0	-17.83	Peak	341.00	150	Horizontal	Pass
6**	15861.675	46.77	0.89	54.0	-7.23	AV	341.00	150	Horizontal	Pass

## 11ac40, U-NII-2C, 1 GHz to 18 GHz, High Channel, ANT V

No.	Frequency (MHz)	Results (dBuV/m)	Factor (dB)	Limit (dBuV/m)	Over Limit (dB)	Detector	Table (Degree)	Height (cm)	Antenna	Verdict
1	1593.900	47.17	-17.45	74.0	-26.83	Peak	285.00	150	Vertical	Pass
1**	1593.900	37.59	-17.45	54.0	-16.41	AV	285.00	150	Vertical	Pass
2	2809.400	43.85	-10.28	74.0	-30.15	Peak	230.00	150	Vertical	Pass
2**	2809.400	34.77	-10.28	54.0	-19.23	AV	230.00	150	Vertical	Pass
3	4800.000	52.34	-2.55	74.0	-21.66	Peak	270.00	150	Vertical	Pass
3**	4800.000	43.60	-2.55	54.0	-10.40	AV	270.00	150	Vertical	Pass
4	5672.800	100.63	-2.34	--	--	Peak	358.00	150	Vertical	N/A
4**	5672.800	92.95	-2.34	--	--	AV	358.00	150	Vertical	N/A
5	11596.262	52.12	-0.14	74.0	-21.88	Peak	55.00	150	Vertical	Pass
5**	11596.262	43.50	-0.14	54.0	-10.50	AV	55.00	150	Vertical	Pass
6	15813.638	56.29	2.09	74.0	-17.71	Peak	300.00	150	Vertical	Pass
6**	15813.638	46.34	2.09	54.0	-7.66	AV	300.00	150	Vertical	Pass

## 11ac80, U-NII-2C, 1 GHz to 18 GHz, Low Channel, ANT H

No.	Frequency (MHz)	Results (dBuV/m)	Factor (dB)	Limit (dBuV/m)	Over Limit (dB)	Detector	Table (Degree)	Height (cm)	Antenna	Verdict
1	1597.200	44.65	-17.62	74.0	-29.35	Peak	234.00	150	Horizontal	Pass
1**	1597.200	32.18	-17.62	54.0	-21.82	AV	234.00	150	Horizontal	Pass
2	2816.900	43.93	-10.19	74.0	-30.07	Peak	160.00	150	Horizontal	Pass
2**	2816.900	34.29	-10.19	54.0	-19.71	AV	160.00	150	Horizontal	Pass
3	4260.800	52.63	-4.68	74.0	-21.37	Peak	156.00	150	Horizontal	Pass
3**	4260.800	41.31	-4.68	54.0	-12.69	AV	156.00	150	Horizontal	Pass
4	5540.800	102.92	-1.99	--	--	Peak	113.00	150	Horizontal	N/A
4**	5540.800	95.23	-1.99	--	--	AV	113.00	150	Horizontal	N/A
5	11719.026	52.66	0.78	74.0	-21.34	Peak	34.00	150	Horizontal	Pass
5**	11719.026	42.76	0.78	54.0	-11.24	AV	34.00	150	Horizontal	Pass
6	15896.063	55.77	0.22	74.0	-18.23	Peak	113.00	150	Horizontal	Pass
6**	15896.063	45.28	0.22	54.0	-8.72	AV	113.00	150	Horizontal	Pass

## 11ac80, U-NII-2C, 1 GHz to 18 GHz, Low Channel, ANT V

No.	Frequency (MHz)	Results (dBuV/m)	Factor (dB)	Limit (dBuV/m)	Over Limit (dB)	Detector	Table (Degree)	Height (cm)	Antenna	Verdict
1	1598.600	47.26	-17.56	74.0	-26.74	Peak	280.00	150	Vertical	Pass
1**	1598.600	37.49	-17.56	54.0	-16.51	AV	280.00	150	Vertical	Pass
2	2843.900	44.86	-10.30	74.0	-29.14	Peak	173.00	150	Vertical	Pass
2**	2843.900	34.18	-10.30	54.0	-19.82	AV	173.00	150	Vertical	Pass
3	4261.800	52.58	-4.67	74.0	-21.42	Peak	285.00	150	Vertical	Pass
3**	4261.800	42.27	-4.67	54.0	-11.73	AV	285.00	150	Vertical	Pass
4	5547.200	97.30	-2.11	--	--	Peak	97.00	150	Vertical	N/A
4**	5547.200	89.13	-2.11	--	--	AV	97.00	150	Vertical	N/A
5	11631.625	52.92	-0.20	74.0	-21.08	Peak	0.00	150	Vertical	Pass
5**	11631.625	43.33	-0.20	54.0	-10.67	AV	0.00	150	Vertical	Pass
6	15839.362	55.87	1.45	74.0	-18.13	Peak	251.00	150	Vertical	Pass
6**	15839.362	47.16	1.45	54.0	-6.84	AV	251.00	150	Vertical	Pass

## 11ac80, U-NII-2C, 1 GHz to 18 GHz, High Channel, ANT H

No.	Frequency (MHz)	Results (dBuV/m)	Factor (dB)	Limit (dBuV/m)	Over Limit (dB)	Detector	Table (Degree)	Height (cm)	Antenna	Verdict
1	1594.700	45.47	-17.53	74.0	-28.53	Peak	205.00	150	Horizontal	Pass
1**	1594.700	34.63	-17.53	54.0	-19.37	AV	205.00	150	Horizontal	Pass
2	2849.700	44.98	-10.28	74.0	-29.02	Peak	130.00	150	Horizontal	Pass
2**	2849.700	34.17	-10.28	54.0	-19.83	AV	130.00	150	Horizontal	Pass
3	4784.600	52.01	-2.85	74.0	-21.99	Peak	289.00	150	Horizontal	Pass
3**	4784.600	43.15	-2.85	54.0	-10.85	AV	289.00	150	Horizontal	Pass
4	5616.600	104.26	-2.63	--	--	Peak	128.00	150	Horizontal	N/A
4**	5616.600	95.03	-2.63	--	--	AV	128.00	150	Horizontal	N/A
5	11100.325	52.55	-1.07	74.0	-21.45	Peak	0.00	150	Horizontal	Pass
5**	11100.325	42.79	-1.07	54.0	-11.21	AV	0.00	150	Horizontal	Pass
6	15808.912	55.85	2.19	74.0	-18.15	Peak	204.00	150	Horizontal	Pass
6**	15808.912	46.35	2.19	54.0	-7.65	AV	204.00	150	Horizontal	Pass

## 11ac80, U-NII-2C, 1 GHz to 18 GHz, High Channel, ANT V

No.	Frequency (MHz)	Results (dBuV/m)	Factor (dB)	Limit (dBuV/m)	Over Limit (dB)	Detector	Table (Degree)	Height (cm)	Antenna	Verdict
1	1595.100	48.14	-17.58	74.0	-25.86	Peak	284.00	150	Vertical	Pass
1**	1595.100	34.55	-17.58	54.0	-19.45	AV	284.00	150	Vertical	Pass
2	2819.400	43.75	-10.21	74.0	-30.25	Peak	265.00	150	Vertical	Pass
2**	2819.400	35.31	-10.21	54.0	-18.69	AV	265.00	150	Vertical	Pass
3	4252.200	53.56	-4.85	74.0	-20.44	Peak	258.00	150	Vertical	Pass
3**	4252.200	41.81	-4.85	54.0	-12.19	AV	258.00	150	Vertical	Pass
4	5619.600	97.65	-2.61	--	--	Peak	40.00	150	Vertical	N/A
4**	5619.600	89.52	-2.61	--	--	AV	40.00	150	Vertical	N/A
5	11937.237	52.98	1.69	74.0	-21.02	Peak	0.00	150	Vertical	Pass
5**	11937.237	43.93	1.69	54.0	-10.07	AV	0.00	150	Vertical	Pass
6	16065.375	56.28	1.16	74.0	-17.72	Peak	346.00	150	Vertical	Pass
6**	16065.375	46.10	1.16	54.0	-7.90	AV	346.00	150	Vertical	Pass

## 11a, U-NII-3, 1 GHz to 18 GHz, Low Channel, ANT H

No.	Frequency (MHz)	Results (dBuV/m)	Factor (dB)	Limit (dBuV/m)	Over Limit (dB)	Detector	Table (Degree)	Height (cm)	Antenna	Verdict
1	1162.800	39.05	-18.03	74.0	-34.95	Peak	101.00	150	Horizontal	Pass
1**	1162.800	31.99	-18.03	54.0	-22.01	AV	101.00	150	Horizontal	Pass
2	2779.100	43.31	-10.43	74.0	-30.69	Peak	291.00	150	Horizontal	Pass
2**	2779.100	34.17	-10.43	54.0	-19.83	AV	291.00	150	Horizontal	Pass
3	4909.000	52.42	-2.42	74.0	-21.58	Peak	194.00	150	Horizontal	Pass
3**	4909.000	42.69	-2.42	54.0	-11.31	AV	194.00	150	Horizontal	Pass
4	5744.000	109.98	-2.29	--	--	Peak	133.00	150	Horizontal	N/A
4**	5744.000	103.33	-2.29	--	--	AV	133.00	150	Horizontal	N/A
5	11592.526	52.37	-0.19	74.0	-21.63	Peak	152.00	150	Horizontal	Pass
5**	11592.526	42.76	-0.19	54.0	-11.24	AV	152.00	150	Horizontal	Pass
6	15863.250	56.04	0.85	74.0	-17.96	Peak	240.00	150	Horizontal	Pass
6**	15863.250	46.63	0.85	54.0	-7.37	AV	240.00	150	Horizontal	Pass

## 11a, U-NII-3, 1 GHz to 18 GHz, Low Channel, ANT V

No.	Frequency (MHz)	Results (dBuV/m)	Factor (dB)	Limit (dBuV/m)	Over Limit (dB)	Detector	Table (Degree)	Height (cm)	Antenna	Verdict
1	1330.100	45.82	-17.41	74.0	-28.18	Peak	4.00	150	Vertical	Pass
1**	1330.100	34.23	-17.41	54.0	-19.77	AV	4.00	150	Vertical	Pass
2	2813.100	43.99	-10.05	74.0	-30.01	Peak	283.00	150	Vertical	Pass
2**	2813.100	34.84	-10.05	54.0	-19.16	AV	283.00	150	Vertical	Pass
3	4799.800	52.39	-2.55	74.0	-21.61	Peak	71.00	150	Vertical	Pass
3**	4799.800	44.24	-2.55	54.0	-9.76	AV	71.00	150	Vertical	Pass
4	5743.000	104.63	-2.27	--	--	Peak	108.00	150	Vertical	N/A
4**	5743.000	97.68	-2.27	--	--	AV	108.00	150	Vertical	N/A
5	11767.037	52.87	1.30	74.0	-21.13	Peak	202.00	150	Vertical	Pass
5**	11767.037	43.27	1.30	54.0	-10.73	AV	202.00	150	Vertical	Pass
6	15570.300	55.45	1.41	74.0	-18.55	Peak	230.00	150	Vertical	Pass
6**	15570.300	45.82	1.41	54.0	-8.18	AV	230.00	150	Vertical	Pass

## 11a, U-NII-3, 1 GHz to 18 GHz, Middle Channel, ANT H

No.	Frequency (MHz)	Results (dBuV/m)	Factor (dB)	Limit (dBuV/m)	Over Limit (dB)	Detector	Table (Degree)	Height (cm)	Antenna	Verdict
1	1166.000	38.87	-18.15	74.0	-35.13	Peak	251.00	150	Horizontal	Pass
1**	1166.000	28.41	-18.15	54.0	-25.59	AV	251.00	150	Horizontal	Pass
2	2812.200	43.65	-10.11	74.0	-30.35	Peak	276.00	150	Horizontal	Pass
2**	2812.200	34.98	-10.11	54.0	-19.02	AV	276.00	150	Horizontal	Pass
3	4807.400	51.49	-2.99	74.0	-22.51	Peak	297.00	150	Horizontal	Pass
3**	4807.400	42.93	-2.99	54.0	-11.07	AV	297.00	150	Horizontal	Pass
4	5783.400	110.56	-2.25	--	--	Peak	147.00	150	Horizontal	N/A
4**	5783.400	102.25	-2.25	--	--	AV	147.00	150	Horizontal	N/A
5	11443.888	52.79	-0.04	74.0	-21.21	Peak	2.00	150	Horizontal	Pass
5**	11443.888	42.82	-0.04	54.0	-11.18	AV	2.00	150	Horizontal	Pass
6	15840.151	56.64	1.44	74.0	-17.36	Peak	73.00	150	Horizontal	Pass
6**	15840.151	46.70	1.44	54.0	-7.30	AV	73.00	150	Horizontal	Pass

## 11a, U-NII-3, 1 GHz to 18 GHz, Middle Channel, ANT V

No.	Frequency (MHz)	Results (dBuV/m)	Factor (dB)	Limit (dBuV/m)	Over Limit (dB)	Detector	Table (Degree)	Height (cm)	Antenna	Verdict
1	1164.500	42.36	-18.08	74.0	-31.64	Peak	56.00	150	Vertical	Pass
1**	1164.500	34.87	-18.08	54.0	-19.13	AV	56.00	150	Vertical	Pass
2	2823.600	45.12	-10.30	74.0	-28.88	Peak	56.00	150	Vertical	Pass
2**	2823.600	34.31	-10.30	54.0	-19.69	AV	56.00	150	Vertical	Pass
3	4902.600	52.35	-2.68	74.0	-21.65	Peak	318.00	150	Vertical	Pass
3**	4902.600	42.63	-2.68	54.0	-11.37	AV	318.00	150	Vertical	Pass
4	5782.800	105.19	-2.20	--	--	Peak	58.00	150	Vertical	N/A
4**	5782.800	96.88	-2.20	--	--	AV	58.00	150	Vertical	N/A
5	11610.925	53.25	-0.07	74.0	-20.75	Peak	196.00	150	Vertical	Pass
5**	11610.925	42.93	-0.07	54.0	-11.07	AV	196.00	150	Vertical	Pass
6	15836.474	55.69	1.45	74.0	-18.31	Peak	352.00	150	Vertical	Pass
6**	15836.474	47.04	1.45	54.0	-6.96	AV	352.00	150	Vertical	Pass

## 11a, U-NII-3, 1 GHz to 18 GHz, High Channel, ANT H

No.	Frequency (MHz)	Results (dBuV/m)	Factor (dB)	Limit (dBuV/m)	Over Limit (dB)	Detector	Table (Degree)	Height (cm)	Antenna	Verdict
1	1164.000	39.09	-18.07	74.0	-34.91	Peak	251.00	150	Horizontal	Pass
1**	1164.000	31.41	-18.07	54.0	-22.59	AV	251.00	150	Horizontal	Pass
2	2811.000	45.06	-10.19	74.0	-28.94	Peak	260.00	150	Horizontal	Pass
2**	2811.000	35.15	-10.19	54.0	-18.85	AV	260.00	150	Horizontal	Pass
3	4896.000	52.21	-2.96	74.0	-21.79	Peak	71.00	150	Horizontal	Pass
3**	4896.000	43.60	-2.96	54.0	-10.40	AV	71.00	150	Horizontal	Pass
4	5827.400	110.46	-2.31	--	--	Peak	131.00	150	Horizontal	N/A
4**	5827.400	102.78	-2.31	--	--	AV	131.00	150	Horizontal	N/A
5	11647.725	52.47	-0.18	74.0	-21.53	Peak	245.00	150	Horizontal	Pass
5**	11647.725	43.62	-0.18	54.0	-10.38	AV	245.00	150	Horizontal	Pass
6	15819.675	55.96	1.89	74.0	-18.04	Peak	210.00	150	Horizontal	Pass
6**	15819.675	46.52	1.89	54.0	-7.48	AV	210.00	150	Horizontal	Pass

## 11a, U-NII-3, 1 GHz to 18 GHz, High Channel, ANT V

No.	Frequency (MHz)	Results (dBuV/m)	Factor (dB)	Limit (dBuV/m)	Over Limit (dB)	Detector	Table (Degree)	Height (cm)	Antenna	Verdict
1	1163.700	42.76	-18.06	74.0	-31.24	Peak	58.00	150	Vertical	Pass
1**	1163.700	33.72	-18.06	54.0	-20.28	AV	58.00	150	Vertical	Pass
2	2778.100	44.37	-10.42	74.0	-29.63	Peak	195.00	150	Vertical	Pass
2**	2778.100	34.97	-10.42	54.0	-19.03	AV	195.00	150	Vertical	Pass
3	4986.600	52.79	-2.91	74.0	-21.21	Peak	360.00	150	Vertical	Pass
3**	4986.600	43.49	-2.91	54.0	-10.51	AV	360.00	150	Vertical	Pass
4	5823.200	104.80	-2.41	--	--	Peak	182.00	150	Vertical	N/A
4**	5823.200	97.29	-2.41	--	--	AV	182.00	150	Vertical	N/A
5	11836.900	53.08	1.14	74.0	-20.92	Peak	123.00	150	Vertical	Pass
5**	11836.900	43.47	1.14	54.0	-10.53	AV	123.00	150	Vertical	Pass
6	15633.299	56.14	1.60	74.0	-17.86	Peak	54.00	150	Vertical	Pass
6**	15633.299	46.14	1.60	54.0	-7.86	AV	54.00	150	Vertical	Pass

## 11n20, U-NII-3, 1 GHz to 18 GHz, Low Channel, ANT H

No.	Frequency (MHz)	Results (dBuV/m)	Factor (dB)	Limit (dBuV/m)	Over Limit (dB)	Detector	Table (Degree)	Height (cm)	Antenna	Verdict
1	1164.600	39.07	-18.08	74.0	-34.93	Peak	110.00	150	Horizontal	Pass
1**	1164.600	32.13	-18.08	54.0	-21.87	AV	110.00	150	Horizontal	Pass
2	2780.000	43.46	-10.43	74.0	-30.54	Peak	324.00	150	Horizontal	Pass
2**	2780.000	34.44	-10.43	54.0	-19.56	AV	324.00	150	Horizontal	Pass
3	4913.800	52.16	-2.26	74.0	-21.84	Peak	132.00	150	Horizontal	Pass
3**	4913.800	43.18	-2.26	54.0	-10.82	AV	132.00	150	Horizontal	Pass
4	5747.800	109.58	-2.23	--	--	Peak	145.00	150	Horizontal	N/A
4**	5747.800	103.60	-2.23	--	--	AV	145.00	150	Horizontal	N/A
5	11476.088	52.27	-0.10	74.0	-21.73	Peak	147.00	150	Horizontal	Pass
5**	11476.088	42.42	-0.10	54.0	-11.58	AV	147.00	150	Horizontal	Pass
6	15633.299	55.77	1.60	74.0	-18.23	Peak	353.00	150	Horizontal	Pass
6**	15633.299	46.20	1.60	54.0	-7.80	AV	353.00	150	Horizontal	Pass

## 11n20, U-NII-3, 1 GHz to 18 GHz, Low Channel, ANT V

No.	Frequency (MHz)	Results (dBuV/m)	Factor (dB)	Limit (dBuV/m)	Over Limit (dB)	Detector	Table (Degree)	Height (cm)	Antenna	Verdict
1	1161.500	42.03	-18.03	74.0	-31.97	Peak	77.00	150	Vertical	Pass
1**	1161.500	27.22	-18.03	54.0	-26.78	AV	77.00	150	Vertical	Pass
2	2826.300	44.49	-10.26	74.0	-29.51	Peak	227.00	150	Vertical	Pass
2**	2826.300	34.60	-10.26	54.0	-19.40	AV	227.00	150	Vertical	Pass
3	4781.000	50.97	-2.88	74.0	-23.03	Peak	180.00	150	Vertical	Pass
3**	4781.000	41.80	-2.88	54.0	-12.20	AV	180.00	150	Vertical	Pass
4	5743.800	104.20	-2.29	--	--	Peak	58.00	150	Vertical	N/A
4**	5743.800	96.72	-2.29	--	--	AV	58.00	150	Vertical	N/A
5	11938.962	53.15	1.69	74.0	-20.85	Peak	222.00	150	Vertical	Pass
5**	11938.962	44.38	1.69	54.0	-9.62	AV	222.00	150	Vertical	Pass
6	15854.850	55.71	1.20	74.0	-18.29	Peak	129.00	150	Vertical	Pass
6**	15854.850	46.72	1.20	54.0	-7.28	AV	129.00	150	Vertical	Pass



## 11n20, U-NII-3, 1 GHz to 18 GHz, Middle Channel, ANT H

No.	Frequency (MHz)	Results (dBuV/m)	Factor (dB)	Limit (dBuV/m)	Over Limit (dB)	Detector	Table (Degree)	Height (cm)	Antenna	Verdict
1	1163.000	39.48	-18.03	74.0	-34.52	Peak	211.00	150	Horizontal	Pass
1**	1163.000	30.65	-18.03	54.0	-23.35	AV	211.00	150	Horizontal	Pass
2	2809.000	43.23	-10.28	74.0	-30.77	Peak	155.00	150	Horizontal	Pass
2**	2809.000	34.31	-10.28	54.0	-19.69	AV	155.00	150	Horizontal	Pass
3	4839.000	51.90	-3.33	74.0	-22.10	Peak	71.00	150	Horizontal	Pass
3**	4839.000	42.62	-3.33	54.0	-11.38	AV	71.00	150	Horizontal	Pass
4	5786.200	109.51	-2.45	--	--	Peak	147.00	150	Horizontal	N/A
4**	5786.200	102.47	-2.45	--	--	AV	147.00	150	Horizontal	N/A
5	11633.350	53.08	-0.21	74.0	-20.92	Peak	244.00	150	Horizontal	Pass
5**	11633.350	43.78	-0.21	54.0	-10.22	AV	244.00	150	Horizontal	Pass
6	15851.963	56.21	1.28	74.0	-17.79	Peak	251.00	150	Horizontal	Pass
6**	15851.963	46.91	1.28	54.0	-7.09	AV	251.00	150	Horizontal	Pass

## 11n20, U-NII-3, 1 GHz to 18 GHz, Middle Channel, ANT V

No.	Frequency (MHz)	Results (dBuV/m)	Factor (dB)	Limit (dBuV/m)	Over Limit (dB)	Detector	Table (Degree)	Height (cm)	Antenna	Verdict
1	1332.300	45.02	-17.42	74.0	-28.98	Peak	78.00	150	Vertical	Pass
1**	1332.300	41.41	-17.42	54.0	-12.59	AV	78.00	150	Vertical	Pass
2	2800.600	44.52	-10.55	74.0	-29.48	Peak	20.00	150	Vertical	Pass
2**	2800.600	34.08	-10.55	54.0	-19.92	AV	20.00	150	Vertical	Pass
3	4814.200	51.57	-3.07	74.0	-22.43	Peak	197.00	150	Vertical	Pass
3**	4814.200	42.73	-3.07	54.0	-11.27	AV	197.00	150	Vertical	Pass
4	5783.400	103.56	-2.25	--	--	Peak	97.00	150	Vertical	N/A
4**	5783.400	96.88	-2.25	--	--	AV	97.00	150	Vertical	N/A
5	11669.287	52.79	0.22	74.0	-21.21	Peak	124.00	150	Vertical	Pass
5**	11669.287	43.38	0.22	54.0	-10.62	AV	124.00	150	Vertical	Pass
6	15846.974	56.04	1.35	74.0	-17.96	Peak	322.00	150	Vertical	Pass
6**	15846.974	47.15	1.35	54.0	-6.85	AV	322.00	150	Vertical	Pass

## 11n20, U-NII-3, 1 GHz to 18 GHz, High Channel, ANT H

No.	Frequency (MHz)	Results (dBuV/m)	Factor (dB)	Limit (dBuV/m)	Over Limit (dB)	Detector	Table (Degree)	Height (cm)	Antenna	Verdict
1	1165.000	38.96	-18.10	74.0	-35.04	Peak	108.00	150	Horizontal	Pass
1**	1165.000	30.56	-18.10	54.0	-23.44	AV	108.00	150	Horizontal	Pass
2	2803.500	44.30	-10.41	74.0	-29.70	Peak	116.00	150	Horizontal	Pass
2**	2803.500	34.28	-10.41	54.0	-19.72	AV	116.00	150	Horizontal	Pass
3	4909.400	52.45	-2.43	74.0	-21.55	Peak	242.00	150	Horizontal	Pass
3**	4909.400	42.77	-2.43	54.0	-11.23	AV	242.00	150	Horizontal	Pass
4	5824.200	109.80	-2.40	--	--	Peak	145.00	150	Horizontal	N/A
4**	5824.200	102.58	-2.40	--	--	AV	145.00	150	Horizontal	N/A
5	11632.775	52.62	-0.21	74.0	-21.38	Peak	317.00	150	Horizontal	Pass
5**	11632.775	42.55	-0.21	54.0	-11.45	AV	317.00	150	Horizontal	Pass
6	15645.901	56.28	1.23	74.0	-17.72	Peak	128.00	150	Horizontal	Pass
6**	15645.901	46.04	1.23	54.0	-7.96	AV	128.00	150	Horizontal	Pass

## 11n20, U-NII-3, 1 GHz to 18 GHz, High Channel, ANT V

No.	Frequency (MHz)	Results (dBuV/m)	Factor (dB)	Limit (dBuV/m)	Over Limit (dB)	Detector	Table (Degree)	Height (cm)	Antenna	Verdict
1	1162.600	42.42	-18.02	74.0	-31.58	Peak	66.00	150	Vertical	Pass
1**	1162.600	33.54	-18.02	54.0	-20.46	AV	66.00	150	Vertical	Pass
2	2823.800	44.31	-10.31	74.0	-29.69	Peak	283.00	150	Vertical	Pass
2**	2823.800	34.81	-10.31	54.0	-19.19	AV	283.00	150	Vertical	Pass
3	4811.400	51.75	-3.02	74.0	-22.25	Peak	258.00	150	Vertical	Pass
3**	4811.400	42.31	-3.02	54.0	-11.69	AV	258.00	150	Vertical	Pass
4	5822.400	104.62	-2.43	--	--	Peak	171.00	150	Vertical	N/A
4**	5822.400	96.69	-2.43	--	--	AV	171.00	150	Vertical	N/A
5	11993.300	53.27	1.19	74.0	-20.73	Peak	27.00	150	Vertical	Pass
5**	11993.300	43.02	1.19	54.0	-10.98	AV	27.00	150	Vertical	Pass
6	15819.675	56.29	1.89	74.0	-17.71	Peak	349.00	150	Vertical	Pass
6**	15819.675	47.20	1.89	54.0	-6.80	AV	349.00	150	Vertical	Pass

## 11n40, U-NII-3, 1 GHz to 18 GHz, Low Channel, ANT H

No.	Frequency (MHz)	Results (dBuV/m)	Factor (dB)	Limit (dBuV/m)	Over Limit (dB)	Detector	Table (Degree)	Height (cm)	Antenna	Verdict
1	1165.700	40.66	-18.13	74.0	-33.34	Peak	102.00	150	Horizontal	Pass
1**	1165.700	31.22	-18.13	54.0	-22.78	AV	102.00	150	Horizontal	Pass
2	2815.800	44.44	-10.14	74.0	-29.56	Peak	361.00	150	Horizontal	Pass
2**	2815.800	35.64	-10.14	54.0	-18.36	AV	361.00	150	Horizontal	Pass
3	4814.000	51.52	-3.07	74.0	-22.48	Peak	343.00	150	Horizontal	Pass
3**	4814.000	42.30	-3.07	54.0	-11.70	AV	343.00	150	Horizontal	Pass
4	5759.600	107.03	-1.94	--	--	Peak	131.00	150	Horizontal	N/A
4**	5759.600	99.48	-1.94	--	--	AV	131.00	150	Horizontal	N/A
5	11544.800	52.63	-0.55	74.0	-21.37	Peak	0.00	150	Horizontal	Pass
5**	11544.800	42.81	-0.55	54.0	-11.19	AV	0.00	150	Horizontal	Pass
6	15854.063	55.53	1.22	74.0	-18.47	Peak	240.00	150	Horizontal	Pass
6**	15854.063	47.14	1.22	54.0	-6.86	AV	240.00	150	Horizontal	Pass

## 11n40, U-NII-3, 1 GHz to 18 GHz, Low Channel, ANT V

No.	Frequency (MHz)	Results (dBuV/m)	Factor (dB)	Limit (dBuV/m)	Over Limit (dB)	Detector	Table (Degree)	Height (cm)	Antenna	Verdict
1	1331.400	44.87	-17.41	74.0	-29.13	Peak	8.00	150	Vertical	Pass
1**	1331.400	30.76	-17.41	54.0	-23.24	AV	8.00	150	Vertical	Pass
2	2773.100	43.48	-10.48	74.0	-30.52	Peak	244.00	150	Vertical	Pass
2**	2773.100	34.41	-10.48	54.0	-19.59	AV	244.00	150	Vertical	Pass
3	4799.200	51.58	-2.55	74.0	-22.42	Peak	360.00	150	Vertical	Pass
3**	4799.200	43.46	-2.55	54.0	-10.54	AV	360.00	150	Vertical	Pass
4	5751.000	101.75	-2.17	--	--	Peak	189.00	150	Vertical	N/A
4**	5751.000	94.51	-2.17	--	--	AV	189.00	150	Vertical	N/A
5	11663.250	52.87	0.15	74.0	-21.13	Peak	69.00	150	Vertical	Pass
5**	11663.250	42.87	0.15	54.0	-11.13	AV	69.00	150	Vertical	Pass
6	15835.162	56.14	1.45	74.0	-17.86	Peak	362.00	150	Vertical	Pass
6**	15835.162	46.80	1.45	54.0	-7.20	AV	362.00	150	Vertical	Pass

## 11n40, U-NII-3, 1 GHz to 18 GHz, High Channel, ANT H

No.	Frequency (MHz)	Results (dBuV/m)	Factor (dB)	Limit (dBuV/m)	Over Limit (dB)	Detector	Table (Degree)	Height (cm)	Antenna	Verdict
1	1165.700	39.51	-18.13	74.0	-34.49	Peak	105.00	150	Horizontal	Pass
1**	1165.700	30.79	-18.13	54.0	-23.21	AV	105.00	150	Horizontal	Pass
2	2773.300	44.19	-10.48	74.0	-29.81	Peak	194.00	150	Horizontal	Pass
2**	2773.300	34.94	-10.48	54.0	-19.06	AV	194.00	150	Horizontal	Pass
3	4804.600	51.96	-2.80	74.0	-22.04	Peak	109.00	150	Horizontal	Pass
3**	4804.600	42.79	-2.80	54.0	-11.21	AV	109.00	150	Horizontal	Pass
4	5792.600	107.20	-2.56	--	--	Peak	134.00	150	Horizontal	N/A
4**	5792.600	98.99	-2.56	--	--	AV	134.00	150	Horizontal	N/A
5	11672.162	53.28	0.25	74.0	-20.72	Peak	27.00	150	Horizontal	Pass
5**	11672.162	43.40	0.25	54.0	-10.60	AV	27.00	150	Horizontal	Pass
6	15837.525	55.78	1.45	74.0	-18.22	Peak	22.00	150	Horizontal	Pass
6**	15837.525	47.42	1.45	54.0	-6.58	AV	22.00	150	Horizontal	Pass

## 11n40, U-NII-3, 1 GHz to 18 GHz, High Channel, ANT V

No.	Frequency (MHz)	Results (dBuV/m)	Factor (dB)	Limit (dBuV/m)	Over Limit (dB)	Detector	Table (Degree)	Height (cm)	Antenna	Verdict
1	1332.500	44.48	-17.43	74.0	-29.52	Peak	77.00	150	Vertical	Pass
1**	1332.500	31.96	-17.43	54.0	-22.04	AV	77.00	150	Vertical	Pass
2	2849.800	45.08	-10.28	74.0	-28.92	Peak	61.00	150	Vertical	Pass
2**	2849.800	34.58	-10.28	54.0	-19.42	AV	61.00	150	Vertical	Pass
3	4808.800	51.87	-2.95	74.0	-22.13	Peak	162.00	150	Vertical	Pass
3**	4808.800	42.81	-2.95	54.0	-11.19	AV	162.00	150	Vertical	Pass
4	5796.800	101.33	-2.68	--	--	Peak	188.00	150	Vertical	N/A
4**	5796.800	92.99	-2.68	--	--	AV	188.00	150	Vertical	N/A
5	11570.675	53.16	-0.39	74.0	-20.84	Peak	314.00	150	Vertical	Pass
5**	11570.675	42.93	-0.39	54.0	-11.07	AV	314.00	150	Vertical	Pass
6	15848.287	55.93	1.34	74.0	-18.07	Peak	130.00	150	Vertical	Pass
6**	15848.287	46.26	1.34	54.0	-7.74	AV	130.00	150	Vertical	Pass

## 11ac20, U-NII-3, 1 GHz to 18 GHz, Low Channel, ANT H

No.	Frequency (MHz)	Results (dBuV/m)	Factor (dB)	Limit (dBuV/m)	Over Limit (dB)	Detector	Table (Degree)	Height (cm)	Antenna	Verdict
1	1165.400	39.88	-18.12	74.0	-34.12	Peak	98.00	150	Horizontal	Pass
1**	1165.400	28.16	-18.12	54.0	-25.84	AV	98.00	150	Horizontal	Pass
2	2789.900	43.77	-10.59	74.0	-30.23	Peak	156.00	150	Horizontal	Pass
2**	2789.900	34.37	-10.59	54.0	-19.63	AV	156.00	150	Horizontal	Pass
3	4912.000	52.01	-2.34	74.0	-21.99	Peak	0.00	150	Horizontal	Pass
3**	4912.000	42.56	-2.34	54.0	-11.44	AV	0.00	150	Horizontal	Pass
4	5743.800	110.52	-2.29	--	--	Peak	134.00	150	Horizontal	N/A
4**	5743.800	103.69	-2.29	--	--	AV	134.00	150	Horizontal	N/A
5	11646.000	52.88	-0.19	74.0	-21.12	Peak	146.00	150	Horizontal	Pass
5**	11646.000	43.37	-0.19	54.0	-10.63	AV	146.00	150	Horizontal	Pass
6	15846.974	55.74	1.35	74.0	-18.26	Peak	297.00	150	Horizontal	Pass
6**	15846.974	47.81	1.35	54.0	-6.19	AV	297.00	150	Horizontal	Pass

## 11ac20, U-NII-3, 1 GHz to 18 GHz, Low Channel, ANT V

No.	Frequency (MHz)	Results (dBuV/m)	Factor (dB)	Limit (dBuV/m)	Over Limit (dB)	Detector	Table (Degree)	Height (cm)	Antenna	Verdict
1	1161.400	42.58	-18.03	74.0	-31.42	Peak	64.00	150	Vertical	Pass
1**	1161.400	30.43	-18.03	54.0	-23.57	AV	64.00	150	Vertical	Pass
2	2826.300	45.38	-10.26	74.0	-28.62	Peak	288.00	150	Vertical	Pass
2**	2826.300	36.57	-10.26	54.0	-17.43	AV	288.00	150	Vertical	Pass
3	4912.200	52.59	-2.32	74.0	-21.41	Peak	150.00	150	Vertical	Pass
3**	4912.200	43.75	-2.32	54.0	-10.25	AV	150.00	150	Vertical	Pass
4	5743.800	104.44	-2.29	--	--	Peak	97.00	150	Vertical	N/A
4**	5743.800	96.84	-2.29	--	--	AV	97.00	150	Vertical	N/A
5	11938.099	53.03	1.69	74.0	-20.97	Peak	1.00	150	Vertical	Pass
5**	11938.099	43.75	1.69	54.0	-10.25	AV	1.00	150	Vertical	Pass
6	15842.513	55.95	1.41	74.0	-18.05	Peak	74.00	150	Vertical	Pass
6**	15842.513	47.11	1.41	54.0	-6.89	AV	74.00	150	Vertical	Pass

## 11ac20, U-NII-3, 1 GHz to 18 GHz, Middle Channel, ANT H

No.	Frequency (MHz)	Results (dBuV/m)	Factor (dB)	Limit (dBuV/m)	Over Limit (dB)	Detector	Table (Degree)	Height (cm)	Antenna	Verdict
1	1162.200	40.28	-18.02	74.0	-33.72	Peak	102.00	150	Horizontal	Pass
1**	1162.200	31.11	-18.02	54.0	-22.89	AV	102.00	150	Horizontal	Pass
2	2811.500	43.47	-10.16	74.0	-30.53	Peak	3.00	150	Horizontal	Pass
2**	2811.500	36.01	-10.16	54.0	-17.99	AV	3.00	150	Horizontal	Pass
3	4925.400	52.95	-2.70	74.0	-21.05	Peak	261.00	150	Horizontal	Pass
3**	4925.400	42.89	-2.70	54.0	-11.11	AV	261.00	150	Horizontal	Pass
4	5783.000	109.79	-2.22	--	--	Peak	148.00	150	Horizontal	N/A
4**	5783.000	101.11	-2.22	--	--	AV	148.00	150	Horizontal	N/A
5	11715.575	52.77	0.76	74.0	-21.23	Peak	292.00	150	Horizontal	Pass
5**	11715.575	43.43	0.76	54.0	-10.57	AV	292.00	150	Horizontal	Pass
6	15529.088	55.77	1.16	74.0	-18.23	Peak	158.00	150	Horizontal	Pass
6**	15529.088	46.79	1.16	54.0	-7.21	AV	158.00	150	Horizontal	Pass

## 11ac20, U-NII-3, 1 GHz to 18 GHz, Middle Channel, ANT V

No.	Frequency (MHz)	Results (dBuV/m)	Factor (dB)	Limit (dBuV/m)	Over Limit (dB)	Detector	Table (Degree)	Height (cm)	Antenna	Verdict
1	1164.600	43.05	-18.08	74.0	-30.95	Peak	58.00	150	Vertical	Pass
1**	1164.600	29.52	-18.08	54.0	-24.48	AV	58.00	150	Vertical	Pass
2	2824.700	44.96	-10.32	74.0	-29.04	Peak	58.00	150	Vertical	Pass
2**	2824.700	34.94	-10.32	54.0	-19.06	AV	58.00	150	Vertical	Pass
3	4898.600	52.62	-2.92	74.0	-21.38	Peak	337.00	150	Vertical	Pass
3**	4898.600	42.41	-2.92	54.0	-11.59	AV	337.00	150	Vertical	Pass
4	5783.800	103.71	-2.28	--	-6.29	Peak	110.00	150	Vertical	N/A
4**	5783.800	95.91	-2.28	--	95.91	AV	110.00	150	Vertical	N/A
5	11755.537	53.25	1.07	74.0	-20.75	Peak	341.00	150	Vertical	Pass
5**	11755.537	43.45	1.07	54.0	-10.55	AV	341.00	150	Vertical	Pass
6	15622.275	55.83	1.67	74.0	-18.17	Peak	76.00	150	Vertical	Pass
6**	15622.275	46.71	1.67	54.0	-7.29	AV	76.00	150	Vertical	Pass

## 11ac20, U-NII-3, 1 GHz to 18 GHz, High Channel, ANT H

No.	Frequency (MHz)	Results (dBuV/m)	Factor (dB)	Limit (dBuV/m)	Over Limit (dB)	Detector	Table (Degree)	Height (cm)	Antenna	Verdict
1	1165.500	39.12	-18.12	74.0	-34.88	Peak	122.00	150	Horizontal	Pass
1**	1165.500	30.31	-18.12	54.0	-23.69	AV	122.00	150	Horizontal	Pass
2	2811.100	43.57	-10.18	74.0	-30.43	Peak	194.00	150	Horizontal	Pass
2**	2811.100	35.37	-10.18	54.0	-18.63	AV	194.00	150	Horizontal	Pass
3	4912.200	52.19	-2.32	74.0	-21.81	Peak	134.00	150	Horizontal	Pass
3**	4912.200	42.91	-2.32	54.0	-11.09	AV	134.00	150	Horizontal	Pass
4	5823.400	109.73	-2.41	--	--	Peak	146.00	150	Horizontal	N/A
4**	5823.400	102.18	-2.41	--	--	AV	146.00	150	Horizontal	N/A
5	11941.838	54.88	1.63	74.0	-19.12	Peak	169.00	150	Horizontal	Pass
5**	11941.838	43.82	1.63	54.0	-10.18	AV	169.00	150	Horizontal	Pass
6	15811.013	55.61	2.14	74.0	-18.39	Peak	131.00	150	Horizontal	Pass
6**	15811.013	46.38	2.14	54.0	-7.62	AV	131.00	150	Horizontal	Pass

## 11ac20, U-NII-3, 1 GHz to 18 GHz, High Channel, ANT V

No.	Frequency (MHz)	Results (dBuV/m)	Factor (dB)	Limit (dBuV/m)	Over Limit (dB)	Detector	Table (Degree)	Height (cm)	Antenna	Verdict
1	1163.800	43.14	-18.06	74.0	-30.86	Peak	47.00	150	Vertical	Pass
1**	1163.800	30.26	-18.06	54.0	-23.74	AV	47.00	150	Vertical	Pass
2	2821.100	44.47	-10.21	74.0	-29.53	Peak	233.00	150	Vertical	Pass
2**	2821.100	34.88	-10.21	54.0	-19.12	AV	233.00	150	Vertical	Pass
3	4819.800	52.19	-3.34	74.0	-21.81	Peak	0.00	150	Vertical	Pass
3**	4819.800	42.80	-3.34	54.0	-11.20	AV	0.00	150	Vertical	Pass
4	5823.000	104.58	-2.41	--	--	Peak	185.00	150	Vertical	N/A
4**	5823.000	96.84	-2.41	--	--	AV	185.00	150	Vertical	N/A
5	11370.575	51.99	-0.26	74.0	-22.01	Peak	168.00	150	Vertical	Pass
5**	11370.575	43.09	-0.26	54.0	-10.91	AV	168.00	150	Vertical	Pass
6	16066.688	56.82	1.21	74.0	-17.18	Peak	0.00	150	Vertical	Pass
6**	16066.688	46.67	1.21	54.0	-7.33	AV	0.00	150	Vertical	Pass

## 11ac40, U-NII-3, 1 GHz to 18 GHz, Low Channel, ANT H

No.	Frequency (MHz)	Results (dBuV/m)	Factor (dB)	Limit (dBuV/m)	Over Limit (dB)	Detector	Table (Degree)	Height (cm)	Antenna	Verdict
1	1164.900	38.87	-18.10	74.0	-35.13	Peak	245.00	150	Horizontal	Pass
1**	1164.900	30.87	-18.10	54.0	-23.13	AV	245.00	150	Horizontal	Pass
2	2811.500	44.30	-10.16	74.0	-29.70	Peak	150.00	150	Horizontal	Pass
2**	2811.500	34.63	-10.16	54.0	-19.37	AV	150.00	150	Horizontal	Pass
3	4793.800	52.17	-2.60	74.0	-21.83	Peak	9.00	150	Horizontal	Pass
3**	4793.800	42.63	-2.60	54.0	-11.37	AV	9.00	150	Horizontal	Pass
4	5751.400	107.51	-2.18	--	--	Peak	135.00	150	Horizontal	N/A
4**	5751.400	99.75	-2.18	--	--	AV	135.00	150	Horizontal	N/A
5	11936.088	52.99	1.69	74.0	-21.01	Peak	360.00	150	Horizontal	Pass
5**	11936.088	44.09	1.69	54.0	-9.91	AV	360.00	150	Horizontal	Pass
6	15845.662	56.45	1.36	74.0	-17.55	Peak	0.00	150	Horizontal	Pass
6**	15845.662	47.54	1.36	54.0	-6.46	AV	0.00	150	Horizontal	Pass

## 11ac40, U-NII-3, 1 GHz to 18 GHz, Low Channel, ANT V

No.	Frequency (MHz)	Results (dBuV/m)	Factor (dB)	Limit (dBuV/m)	Over Limit (dB)	Detector	Table (Degree)	Height (cm)	Antenna	Verdict
1	1166.800	42.69	-18.18	74.0	-31.31	Peak	69.00	150	Vertical	Pass
1**	1166.800	28.61	-18.18	54.0	-25.39	AV	69.00	150	Vertical	Pass
2	2830.400	44.60	-10.37	74.0	-29.40	Peak	299.00	150	Vertical	Pass
2**	2830.400	34.75	-10.37	54.0	-19.25	AV	299.00	150	Vertical	Pass
3	4839.200	51.95	-3.34	74.0	-22.05	Peak	248.00	150	Vertical	Pass
3**	4839.200	42.12	-3.34	54.0	-11.88	AV	248.00	150	Vertical	Pass
4	5753.000	101.33	-2.16	--	--	Peak	97.00	150	Vertical	N/A
4**	5753.000	93.67	-2.16	--	--	AV	97.00	150	Vertical	N/A
5	11574.700	52.71	-0.40	74.0	-21.29	Peak	25.00	150	Vertical	Pass
5**	11574.700	43.13	-0.40	54.0	-10.87	AV	25.00	150	Vertical	Pass
6	15854.063	56.06	1.22	74.0	-17.94	Peak	48.00	150	Vertical	Pass
6**	15854.063	46.70	1.22	54.0	-7.30	AV	48.00	150	Vertical	Pass



## 11ac40, U-NII-3, 1 GHz to 18 GHz, High Channel, ANT H

No.	Frequency (MHz)	Results (dBuV/m)	Factor (dB)	Limit (dBuV/m)	Over Limit (dB)	Detector	Table (Degree)	Height (cm)	Antenna	Verdict
1	1163.700	40.29	-18.06	74.0	-33.71	Peak	250.00	150	Horizontal	Pass
1**	1163.700	32.24	-18.06	54.0	-21.76	AV	250.00	150	Horizontal	Pass
2	2802.900	44.06	-10.44	74.0	-29.94	Peak	137.00	150	Horizontal	Pass
2**	2802.900	35.49	-10.44	54.0	-18.51	AV	137.00	150	Horizontal	Pass
3	4912.600	52.12	-2.27	74.0	-21.88	Peak	360.00	150	Horizontal	Pass
3**	4912.600	43.66	-2.27	54.0	-10.34	AV	360.00	150	Horizontal	Pass
4	5792.800	106.37	-2.55	--	--	Peak	136.00	150	Horizontal	N/A
4**	5792.800	99.83	-2.55	--	--	AV	136.00	150	Horizontal	N/A
5	11764.450	52.17	1.30	74.0	-21.83	Peak	214.00	150	Horizontal	Pass
5**	11764.450	43.21	1.30	54.0	-10.79	AV	214.00	150	Horizontal	Pass
6	15849.338	55.37	1.34	74.0	-18.63	Peak	360.00	150	Horizontal	Pass
6**	15849.338	46.55	1.34	54.0	-7.45	AV	360.00	150	Horizontal	Pass

## 11ac40, U-NII-3, 1 GHz to 18 GHz, High Channel, ANT V

No.	Frequency (MHz)	Results (dBuV/m)	Factor (dB)	Limit (dBuV/m)	Over Limit (dB)	Detector	Table (Degree)	Height (cm)	Antenna	Verdict
1	1164.000	42.56	-18.07	74.0	-31.44	Peak	69.00	150	Vertical	Pass
1**	1164.000	27.62	-18.07	54.0	-26.38	AV	69.00	150	Vertical	Pass
2	2780.800	43.75	-10.41	74.0	-30.25	Peak	287.00	150	Vertical	Pass
2**	2780.800	34.96	-10.41	54.0	-19.04	AV	287.00	150	Vertical	Pass
3	4755.600	52.10	-3.37	74.0	-21.90	Peak	250.00	150	Vertical	Pass
3**	4755.600	41.96	-3.37	54.0	-12.04	AV	250.00	150	Vertical	Pass
4	5790.000	100.77	-2.54	--	--	Peak	46.00	150	Vertical	N/A
4**	5790.000	92.78	-2.54	--	--	AV	46.00	150	Vertical	N/A
5	11683.088	52.76	0.15	74.0	-21.24	Peak	70.00	150	Vertical	Pass
5**	11683.088	44.09	0.15	54.0	-9.91	AV	70.00	150	Vertical	Pass
6	15851.700	55.50	1.28	74.0	-18.50	Peak	21.00	150	Vertical	Pass
6**	15851.700	46.88	1.28	54.0	-7.12	AV	21.00	150	Vertical	Pass

## 11ac80, U-NII-3, 1 GHz to 18 GHz, Middle Channel, ANT H

No.	Frequency (MHz)	Results (dBuV/m)	Factor (dB)	Limit (dBuV/m)	Over Limit (dB)	Detector	Table (Degree)	Height (cm)	Antenna	Verdict
1	1166.200	39.43	-18.15	74.0	-34.57	Peak	0.00	150	Horizontal	Pass
1**	1166.200	29.77	-18.15	54.0	-24.23	AV	0.00	150	Horizontal	Pass
2	2823.500	44.49	-10.29	74.0	-29.51	Peak	286.00	150	Horizontal	Pass
2**	2823.500	34.35	-10.29	54.0	-19.65	AV	286.00	150	Horizontal	Pass
3	4847.800	51.61	-3.37	74.0	-22.39	Peak	9.00	150	Horizontal	Pass
3**	4847.800	42.30	-3.37	54.0	-11.70	AV	9.00	150	Horizontal	Pass
4	5768.000	103.88	-1.82	--	--	Peak	135.00	150	Horizontal	N/A
4**	5768.000	96.11	-1.82	--	--	AV	135.00	150	Horizontal	N/A
5	11676.474	52.86	0.23	74.0	-21.14	Peak	341.00	150	Horizontal	Pass
5**	11676.474	43.28	0.23	54.0	-10.72	AV	341.00	150	Horizontal	Pass
6	15629.625	55.53	1.70	74.0	-18.47	Peak	280.00	150	Horizontal	Pass
6**	15629.625	46.39	1.70	54.0	-7.61	AV	280.00	150	Horizontal	Pass

## 11ac80, U-NII-3, 1 GHz to 18 GHz, Middle Channel, ANT V

No.	Frequency (MHz)	Results (dBuV/m)	Factor (dB)	Limit (dBuV/m)	Over Limit (dB)	Detector	Table (Degree)	Height (cm)	Antenna	Verdict
1	1161.800	42.15	-18.03	74.0	-31.85	Peak	60.00	150	Vertical	Pass
1**	1161.800	36.85	-18.03	54.0	-17.15	AV	60.00	150	Vertical	Pass
2	2825.700	44.30	-10.28	74.0	-29.70	Peak	283.00	150	Vertical	Pass
2**	2825.700	35.05	-10.28	54.0	-18.95	AV	283.00	150	Vertical	Pass
3	4889.000	52.06	-3.25	74.0	-21.94	Peak	0.00	150	Vertical	Pass
3**	4889.000	42.46	-3.25	54.0	-11.54	AV	0.00	150	Vertical	Pass
4	5769.400	98.27	-1.85	--	--	Peak	47.00	150	Vertical	N/A
4**	5769.400	89.72	-1.85	--	--	AV	47.00	150	Vertical	N/A
5	11633.063	52.57	-0.21	74.0	-21.43	Peak	69.00	150	Vertical	Pass
5**	11633.063	43.13	-0.21	54.0	-10.87	AV	69.00	150	Vertical	Pass
6	16079.813	56.73	1.64	74.0	-17.27	Peak	140.00	150	Vertical	Pass
6**	16079.813	47.31	1.64	54.0	-6.69	AV	140.00	150	Vertical	Pass

## A.6.2 Band Edge (Restricted-band)

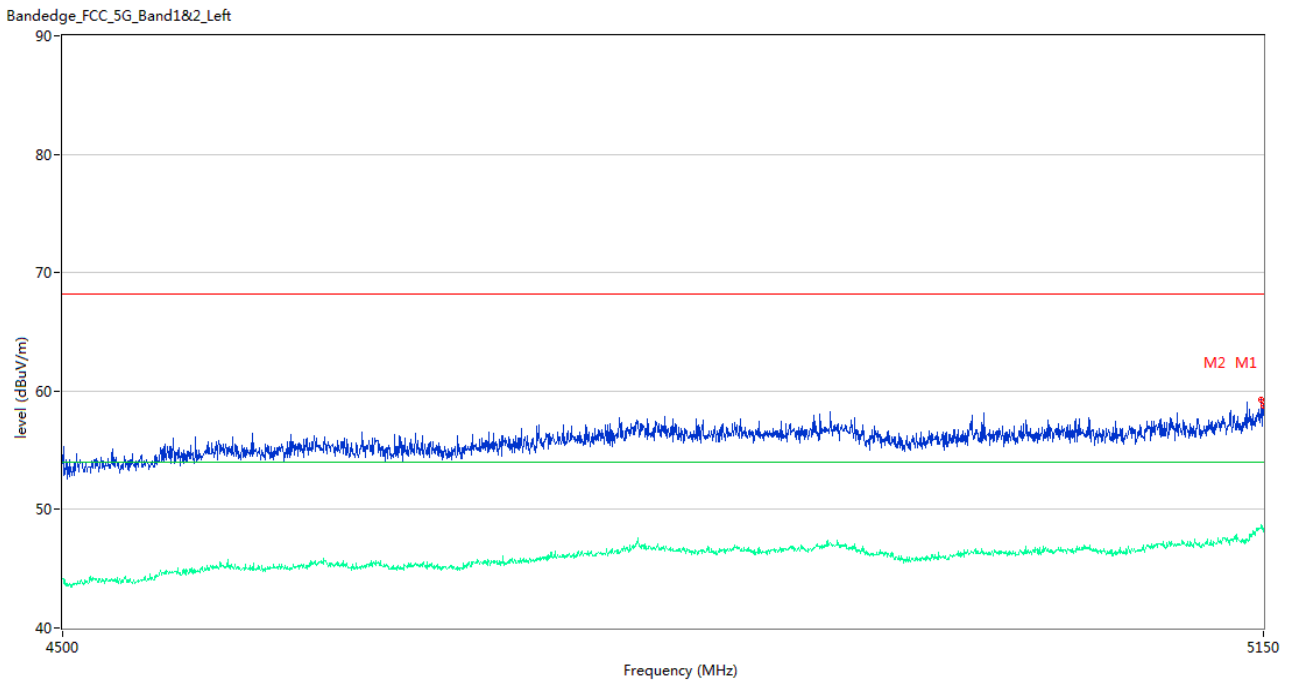
Test Band	Mode	Channel	Verdict
U-NII-1	802.11a	Low	Pass
		High	Pass
	802.11n(HT20)	Low	Pass
		High	Pass
	802.11n(HT40)	Low	Pass
		High	Pass
	802.11ac(VHT20)	Low	Pass
		High	Pass
	802.11ac(VHT40)	Low	Pass
		High	Pass
802.11ac(VHT80)	Middle	Pass	
U-NII-2A	802.11a	Low	Pass
		High	Pass
	802.11n(HT20)	Low	Pass
		High	Pass
	802.11n(HT40)	Low	Pass
		High	Pass
	802.11ac(VHT20)	Low	Pass
		High	Pass
	802.11ac(VHT40)	Low	Pass
		High	Pass
802.11ac(VHT80)	Middle	Pass	
U-NII-2C	802.11a	Low	Pass
		High	Pass
	802.11n(HT20)	Low	Pass
		High	Pass
	802.11n(HT40)	Low	Pass
		High	Pass
	802.11ac(VHT20)	Low	Pass
		High	Pass
	802.11ac(VHT40)	Low	Pass
		High	Pass
802.11ac(VHT80)	Low	Pass	
	High	Pass	
U-NII-3	802.11a	Low	Pass
		High	Pass
	802.11n(HT20)	Low	Pass
		High	Pass
	802.11n(HT40)	Low	Pass
		High	Pass
	802.11ac(VHT20)	Low	Pass
		High	Pass
	802.11ac(VHT40)	Low	Pass
		High	Pass



	802.11ac(VHT80)	Middle	Pass
--	-----------------	--------	------

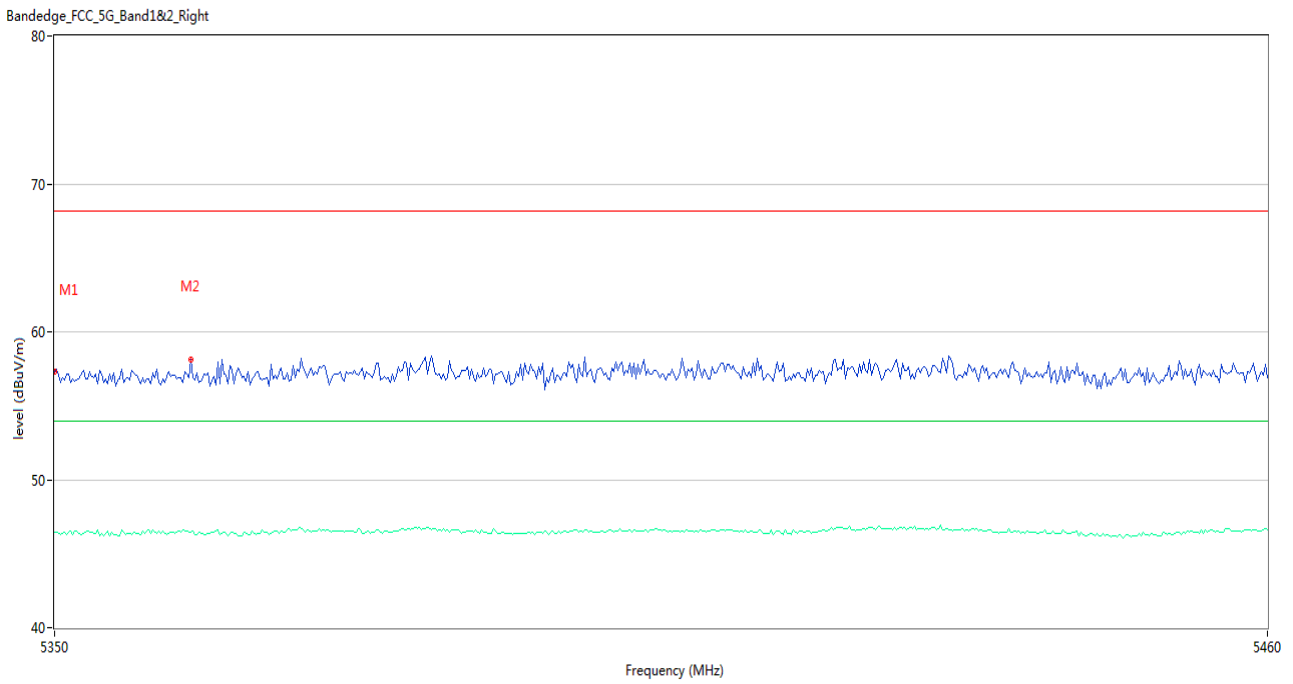
Test Plots

U-NII-1 11a CH36



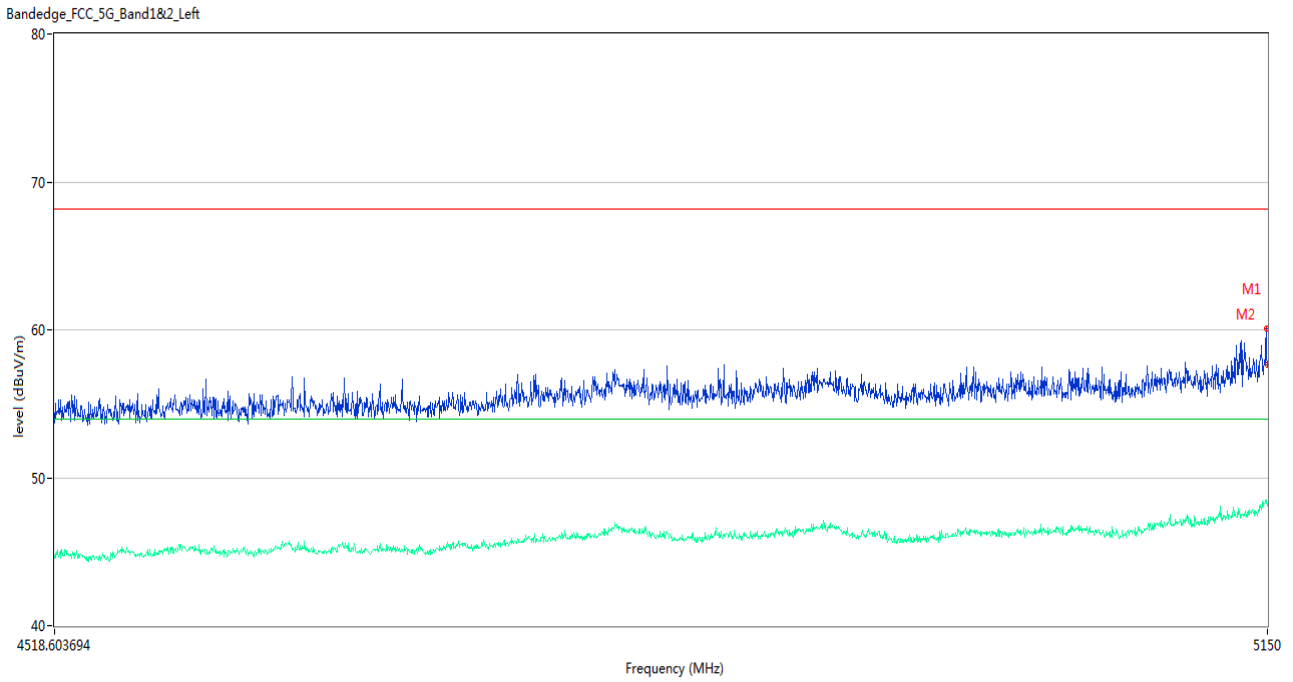
No.	Frequency (MHz)	Results (dBuV/m)	Factor (dB)	Limit (dBuV/m)	Over Limit (dB)	Detector	Table (Degree)	Height (cm)	Antenna	Verdict
1	5150.000	58.73	3.22	68.2	-9.47	Peak	224.00	150	Horizontal	Pass
1**	5150.000	48.09	3.22	54.0	-5.91	AV	224.00	150	Horizontal	Pass
2	5148.700	59.28	3.35	68.2	-8.92	Peak	358.00	150	Horizontal	Pass
2**	5148.700	48.70	3.35	54.0	-5.30	AV	358.00	150	Horizontal	Pass

U-NII-1 11a CH48



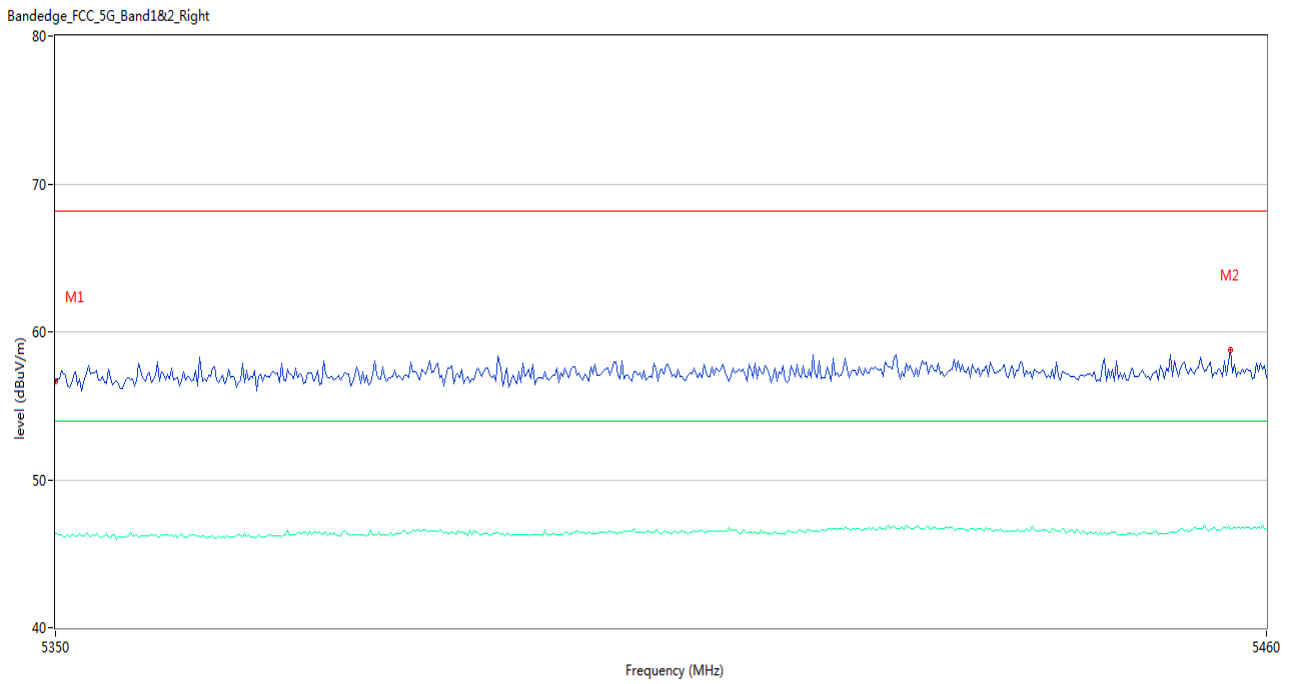
No.	Frequency (MHz)	Results (dBuV/m)	Factor (dB)	Limit (dBuV/m)	Over Limit (dB)	Detector	Table (Degree)	Height (cm)	Antenna	Verdict
1	5350.000	57.31	2.98	68.2	-10.89	Peak	217.00	150	Horizontal	Pass
1**	5350.000	46.42	2.98	54.0	-7.58	AV	217.00	150	Horizontal	Pass
2	5362.283	58.15	3.45	68.2	-10.05	Peak	126.00	150	Horizontal	Pass
2**	5362.283	46.42	3.45	54.0	-7.58	AV	126.00	150	Horizontal	Pass

U-NII-1 11n20 CH36



No.	Frequency (MHz)	Results (dBuV/m)	Factor (dB)	Limit (dBuV/m)	Over Limit (dB)	Detector	Table (Degree)	Height (cm)	Antenna	Verdict
1	5150.000	57.63	3.22	68.2	-10.57	Peak	226.00	150	Horizontal	Pass
1**	5150.000	48.10	3.22	54.0	-5.90	AV	226.00	150	Horizontal	Pass
2	5149.350	60.05	3.30	68.2	-8.15	Peak	231.00	150	Horizontal	Pass
2**	5149.350	48.22	3.30	54.0	-5.78	AV	231.00	150	Horizontal	Pass

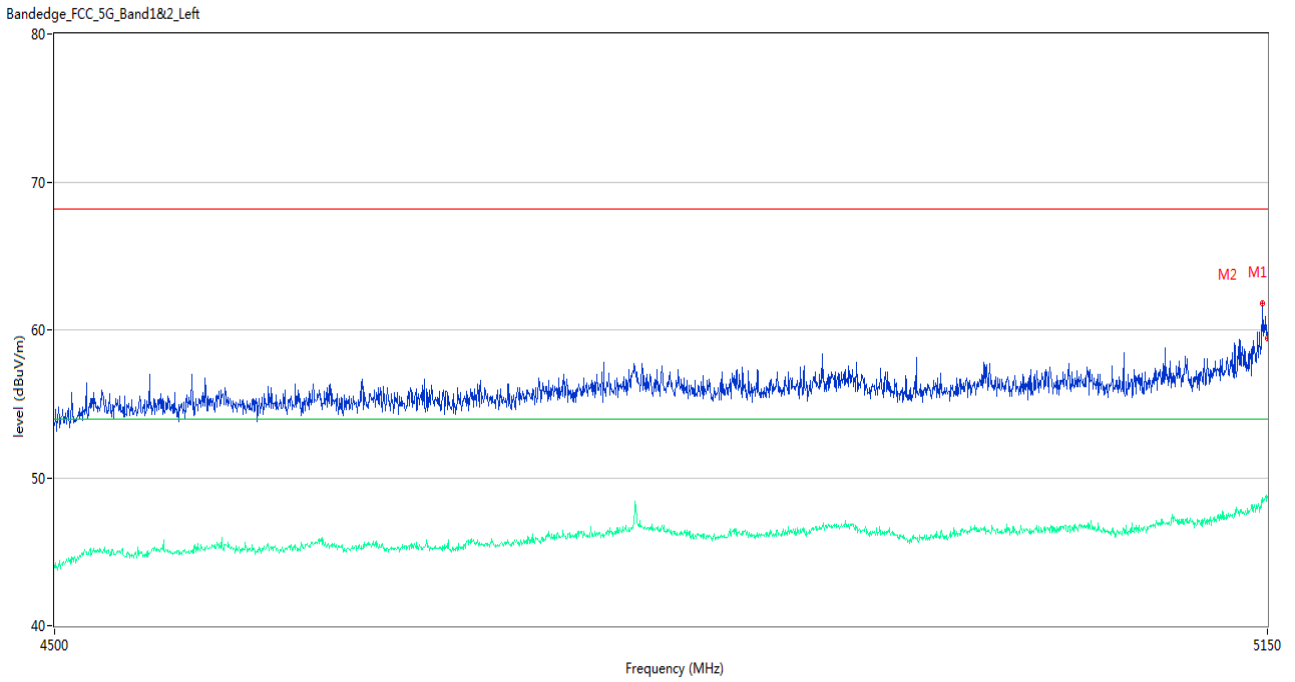
U-NII-1 11n20 CH48



No.	Frequency (MHz)	Results (dBuV/m)	Factor (dB)	Limit (dBuV/m)	Over Limit (dB)	Detector	Table (Degree)	Height (cm)	Antenna	Verdict
1	5350.000	56.64	2.98	68.2	-11.56	Peak	44.00	150	Horizontal	Pass
1**	5350.000	46.39	2.98	54.0	-7.61	AV	44.00	150	Horizontal	Pass
2	5456.700	58.81	3.81	68.2	-9.39	Peak	206.00	150	Horizontal	Pass
2**	5456.700	46.65	3.81	54.0	-7.35	AV	206.00	150	Horizontal	Pass

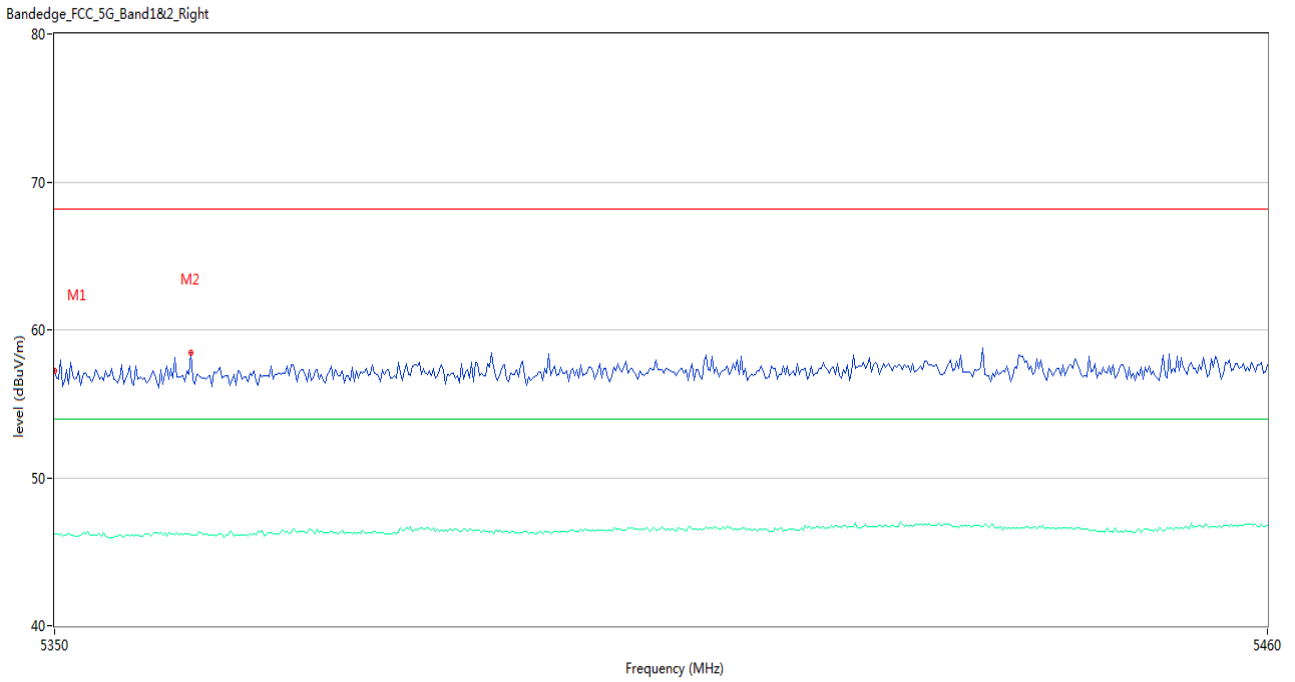


U-NII-1 11n40 CH38



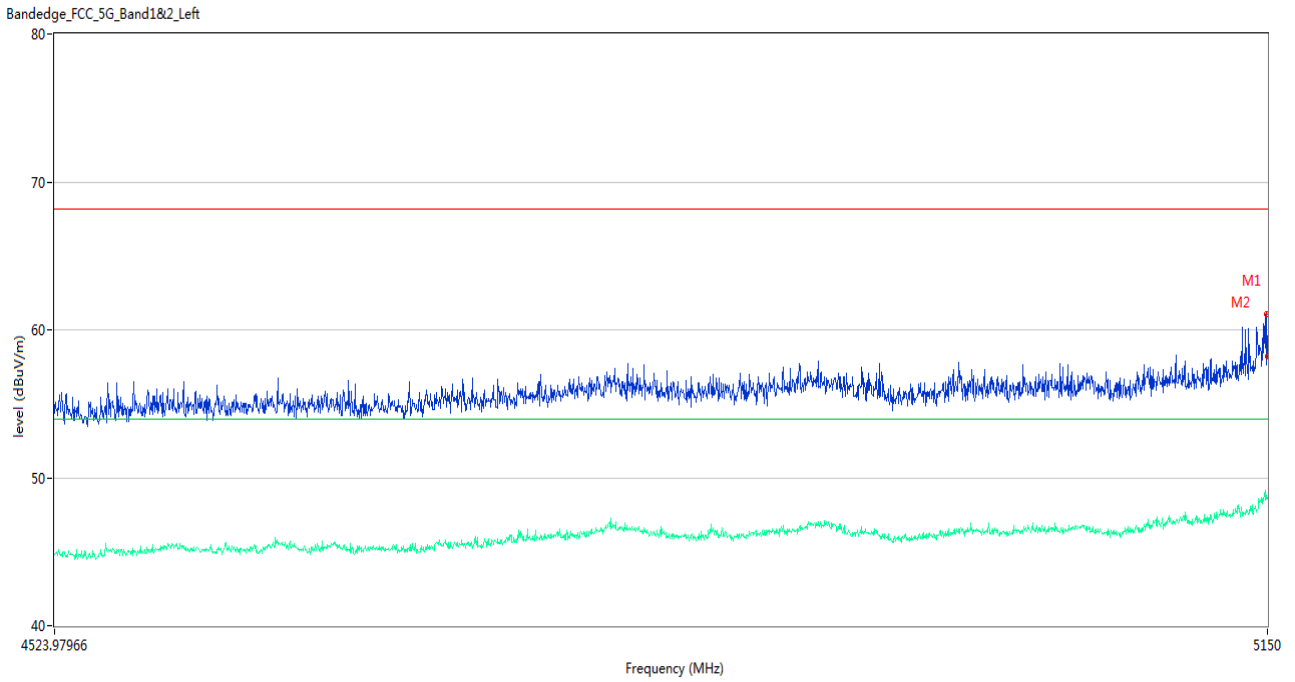
No.	Frequency (MHz)	Results (dBuV/m)	Factor (dB)	Limit (dBuV/m)	Over Limit (dB)	Detector	Table (Degree)	Height (cm)	Antenna	Verdict
1	5150.000	59.42	3.22	68.2	-8.78	Peak	1.00	150	Horizontal	Pass
1**	5150.000	48.70	3.22	54.0	-5.30	AV	1.00	150	Horizontal	Pass
2	5147.400	61.81	3.37	68.2	-6.39	Peak	351.00	150	Horizontal	Pass
2**	5147.400	48.33	3.37	54.0	-5.67	AV	351.00	150	Horizontal	Pass

U-NII-1 11n40 CH46



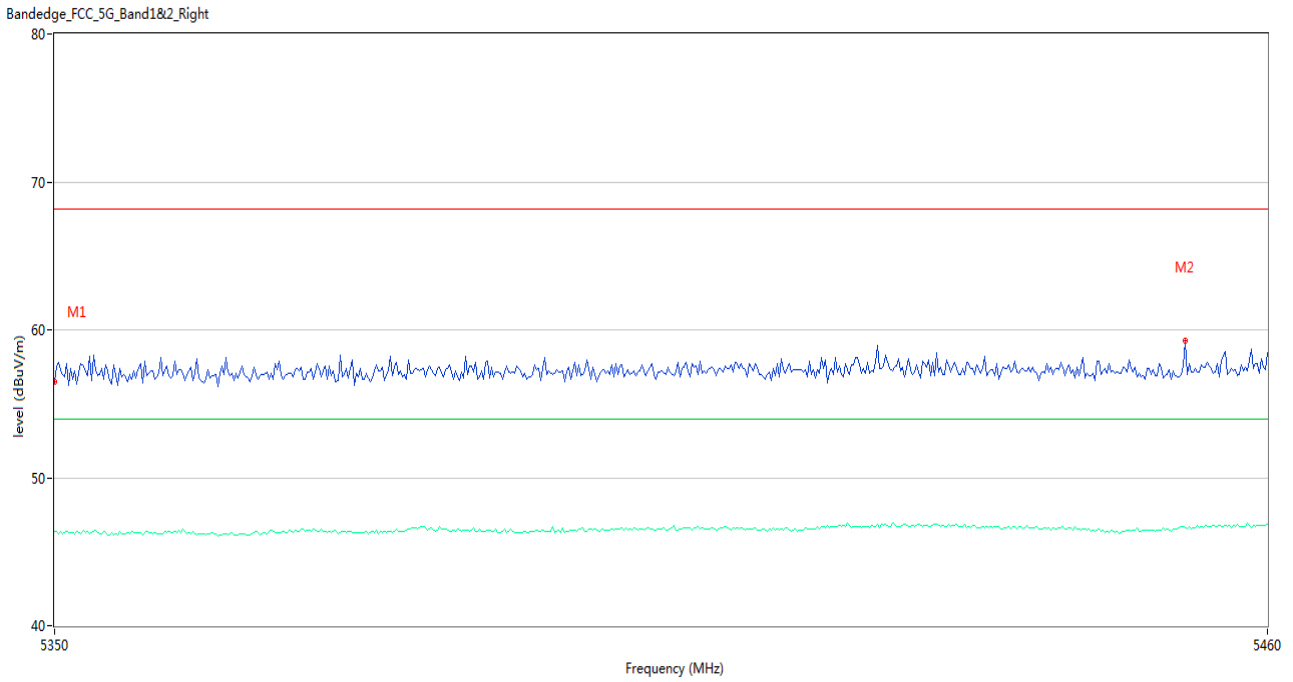
No.	Frequency (MHz)	Results (dBuV/m)	Factor (dB)	Limit (dBuV/m)	Over Limit (dB)	Detector	Table (Degree)	Height (cm)	Antenna	Verdict
1	5350.000	57.21	2.98	68.2	-10.99	Peak	359.00	150	Horizontal	Pass
1**	5350.000	46.17	2.98	54.0	-7.83	AV	359.00	150	Horizontal	Pass
2	5362.283	58.43	3.45	68.2	-9.77	Peak	109.00	150	Horizontal	Pass
2**	5362.283	46.15	3.45	54.0	-7.85	AV	109.00	150	Horizontal	Pass

U-NII-1 11ac20 CH36



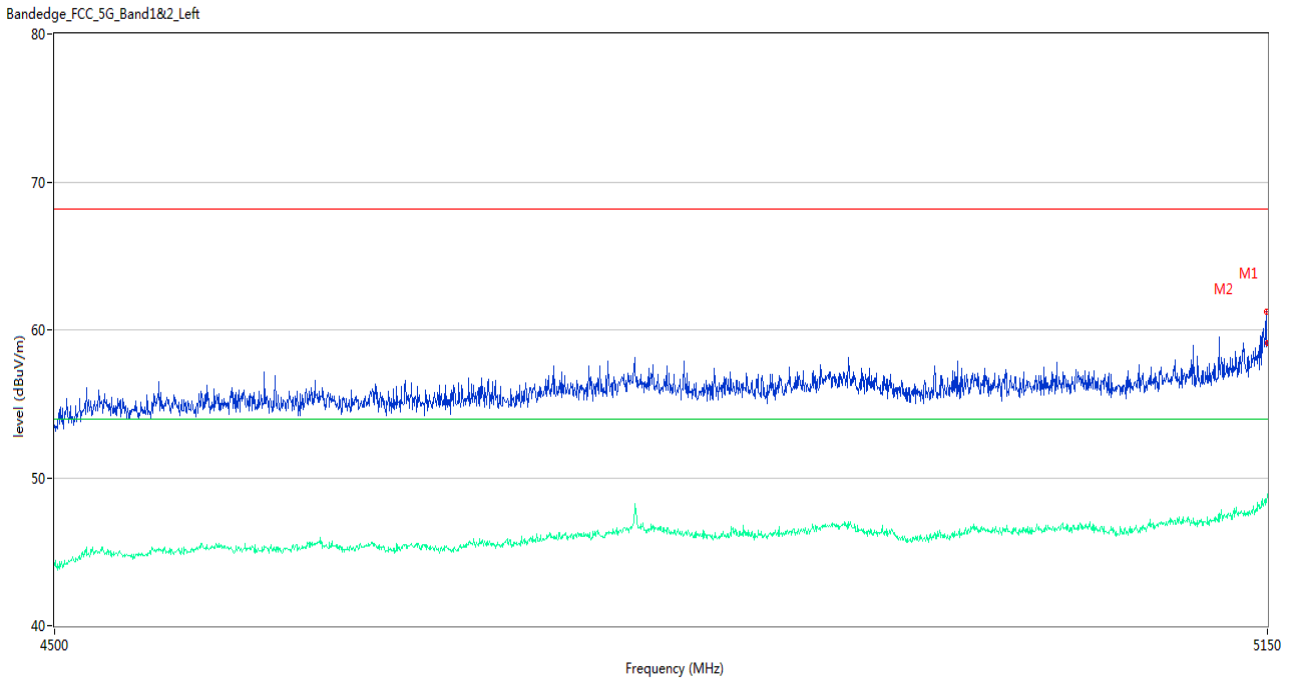
No.	Frequency (MHz)	Results (dBuV/m)	Factor (dB)	Limit (dBuV/m)	Over Limit (dB)	Detector	Table (Degree)	Height (cm)	Antenna	Verdict
1	5150.000	58.22	3.22	68.2	-9.98	Peak	15.00	150	Horizontal	Pass
1**	5150.000	48.61	3.22	54.0	-5.39	AV	15.00	150	Horizontal	Pass
2	5149.675	61.08	3.26	68.2	-7.12	Peak	10.00	150	Horizontal	Pass
2**	5149.675	48.78	3.26	54.0	-5.22	AV	10.00	150	Horizontal	Pass

U-NII-1 11ac20 CH48



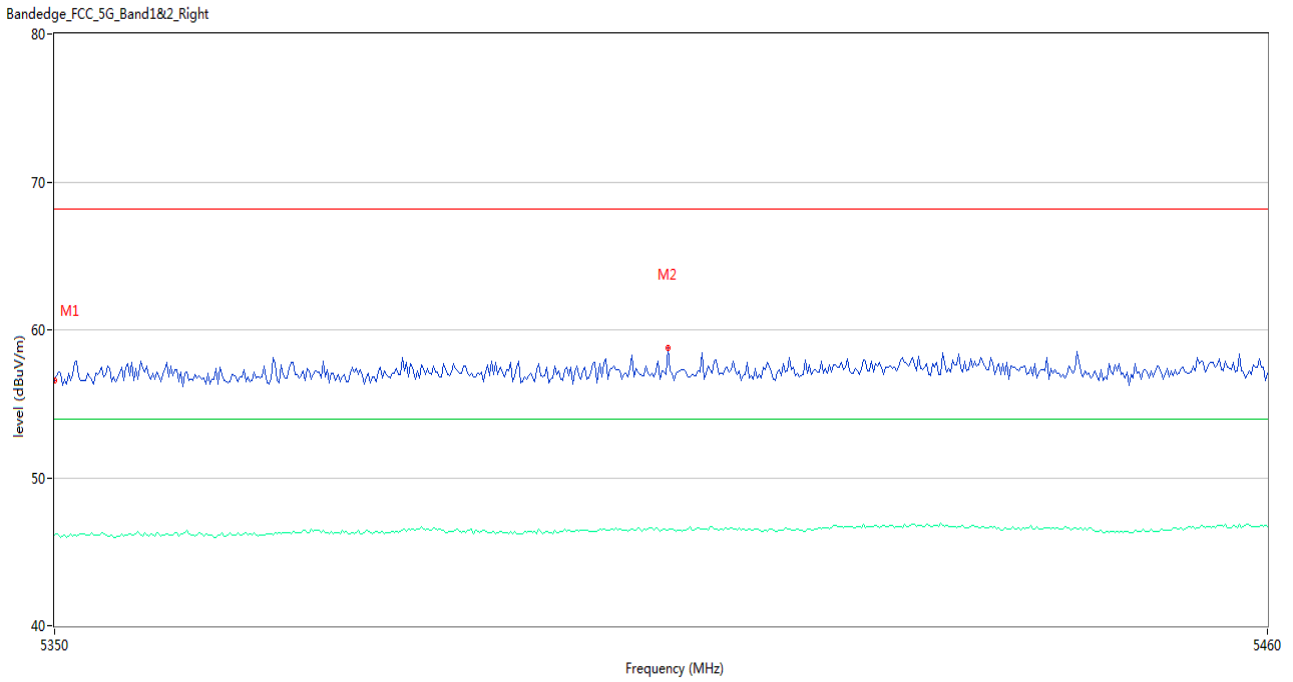
No.	Frequency (MHz)	Results (dBuV/m)	Factor (dB)	Limit (dBuV/m)	Over Limit (dB)	Detector	Table (Degree)	Height (cm)	Antenna	Verdict
1	5350.000	56.46	2.98	68.2	-11.74	Peak	135.00	150	Horizontal	Pass
1**	5350.000	46.41	2.98	54.0	-7.59	AV	135.00	150	Horizontal	Pass
2	5452.484	59.25	3.80	68.2	-8.95	Peak	335.00	150	Horizontal	Pass
2**	5452.484	46.64	3.80	54.0	-7.36	AV	335.00	150	Horizontal	Pass

U-NII-1 11ac40 CH38



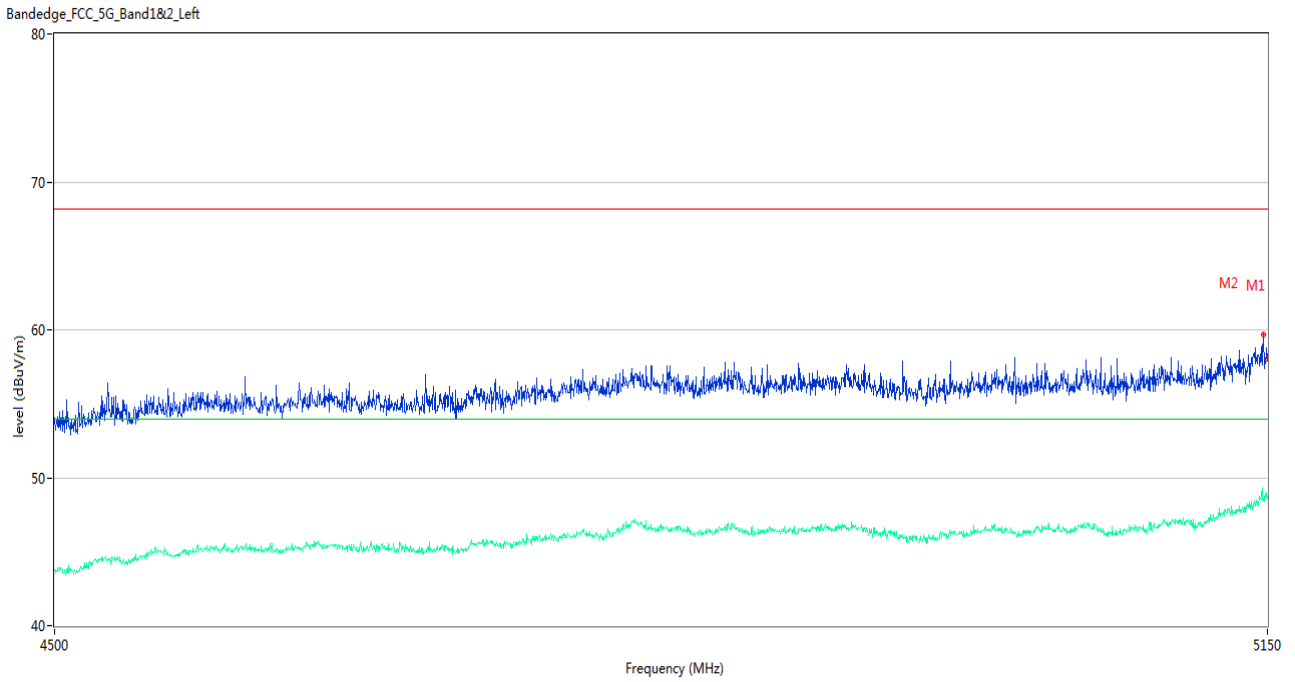
No.	Frequency (MHz)	Results (dBuV/m)	Factor (dB)	Limit (dBuV/m)	Over Limit (dB)	Detector	Table (Degree)	Height (cm)	Antenna	Verdict
1	5150.000	59.11	3.22	68.2	-9.09	Peak	12.00	150	Horizontal	Pass
1**	5150.000	48.89	3.22	54.0	-5.11	AV	12.00	150	Horizontal	Pass
2	5149.350	61.21	3.30	68.2	-6.99	Peak	358.00	150	Horizontal	Pass
2**	5149.350	48.34	3.30	54.0	-5.66	AV	358.00	150	Horizontal	Pass

U-NII-1 11ac40 CH46



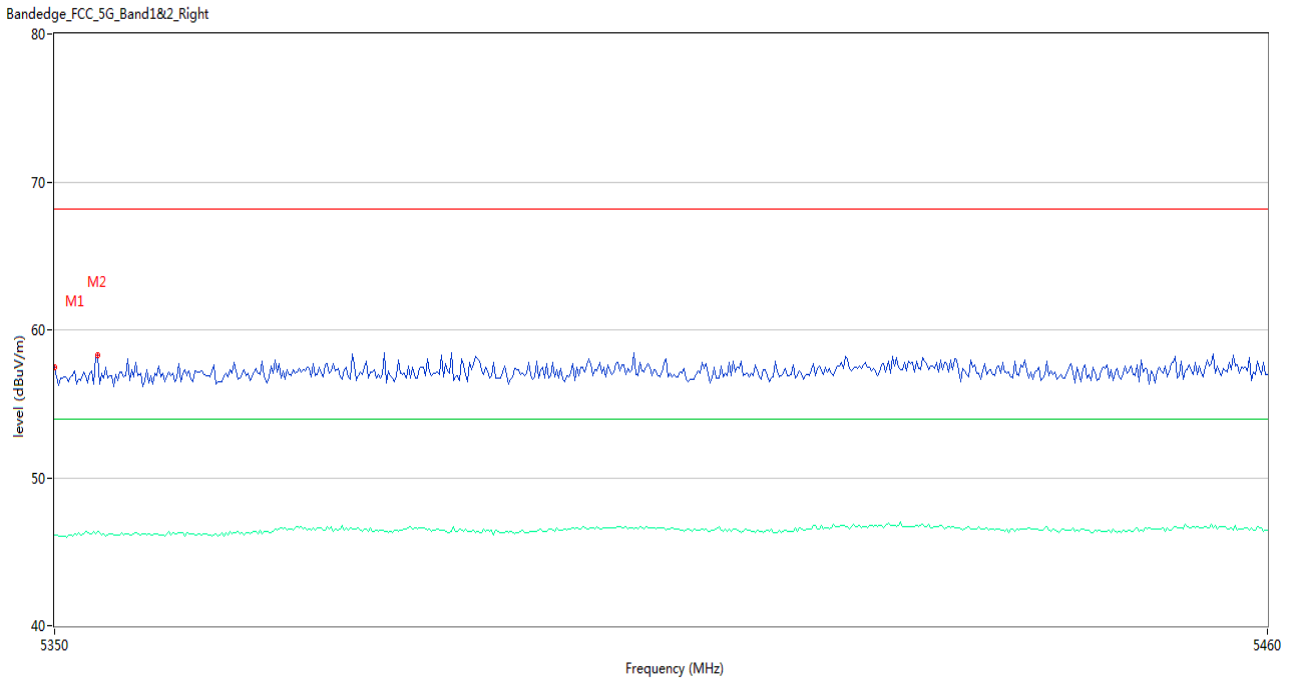
No.	Frequency (MHz)	Results (dBuV/m)	Factor (dB)	Limit (dBuV/m)	Over Limit (dB)	Detector	Table (Degree)	Height (cm)	Antenna	Verdict
1	5350.000	56.56	2.98	68.2	-11.64	Peak	272.00	150	Horizontal	Pass
1**	5350.000	46.09	2.98	54.0	-7.91	AV	272.00	150	Horizontal	Pass
2	5405.367	58.78	3.30	68.2	-9.42	Peak	358.00	150	Horizontal	Pass
2**	5405.367	46.43	3.30	54.0	-7.57	AV	358.00	150	Horizontal	Pass

U-NII-1 11ac80 CH42



No.	Frequency (MHz)	Results (dBuV/m)	Factor (dB)	Limit (dBuV/m)	Over Limit (dB)	Detector	Table (Degree)	Height (cm)	Antenna	Verdict
1	5150.000	58.03	3.22	68.2	-10.17	Peak	344.00	150	Horizontal	Pass
1**	5150.000	48.59	3.22	54.0	-5.41	AV	344.00	150	Horizontal	Pass
2	5147.725	59.71	3.37	68.2	-8.49	Peak	199.00	150	Horizontal	Pass
2**	5147.725	48.49	3.37	54.0	-5.51	AV	199.00	150	Horizontal	Pass

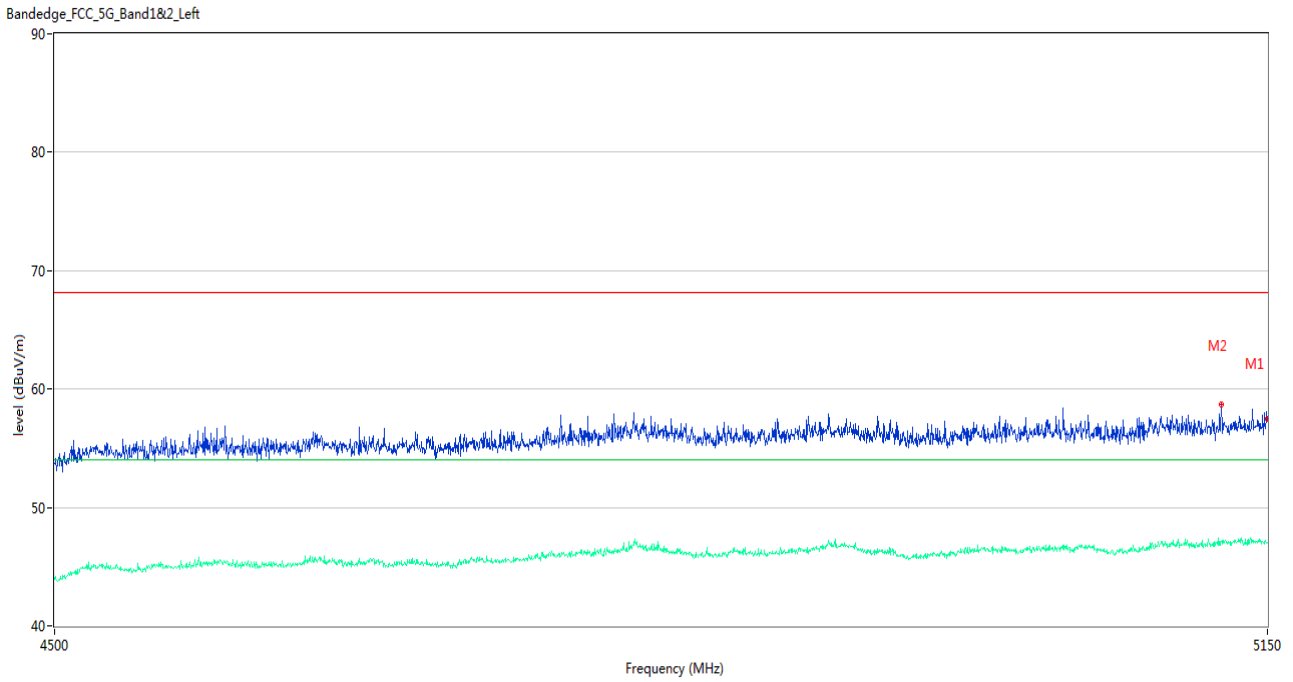
U-NII-1 11ac80 CH42



No.	Frequency (MHz)	Results (dBuV/m)	Factor (dB)	Limit (dBuV/m)	Over Limit (dB)	Detector	Table (Degree)	Height (cm)	Antenna	Verdict
1	5350.000	57.46	2.98	68.2	-10.74	Peak	48.00	150	Horizontal	Pass
1**	5350.000	46.12	2.98	54.0	-7.88	AV	48.00	150	Horizontal	Pass
2	5353.850	58.28	3.14	68.2	-9.92	Peak	23.00	150	Horizontal	Pass
2**	5353.850	46.40	3.14	54.0	-7.60	AV	23.00	150	Horizontal	Pass

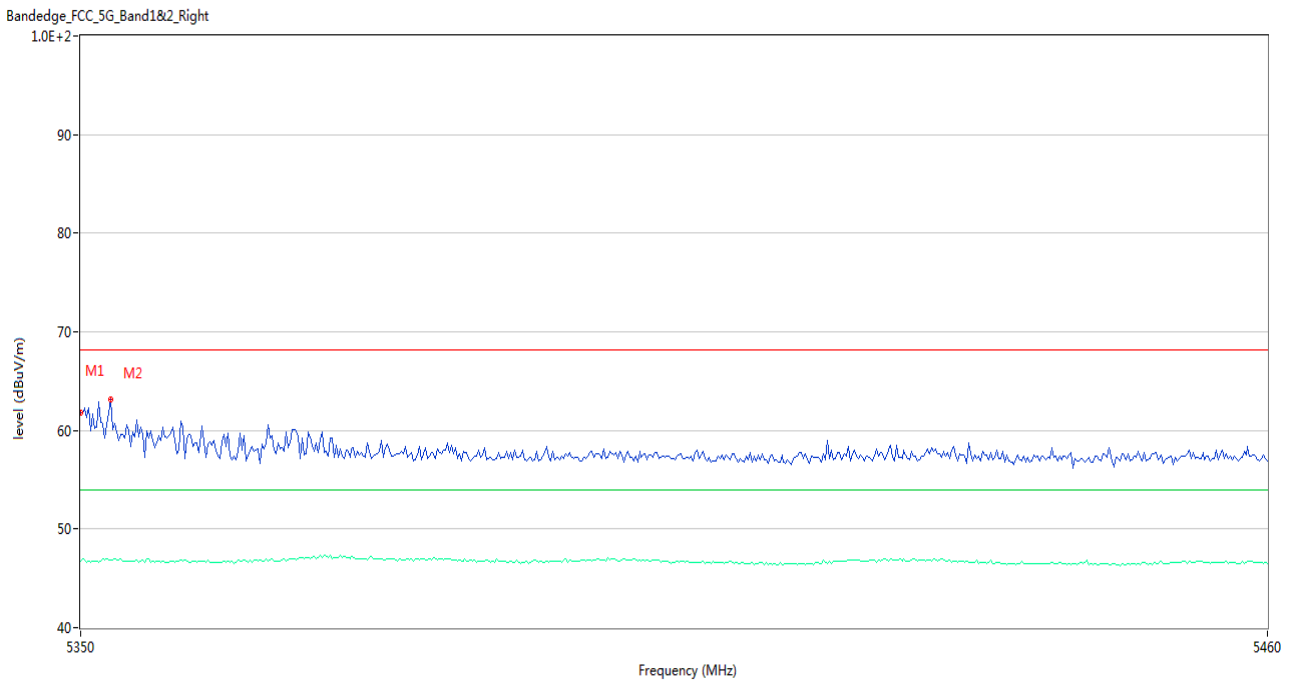


U-NII-2A 11a CH52



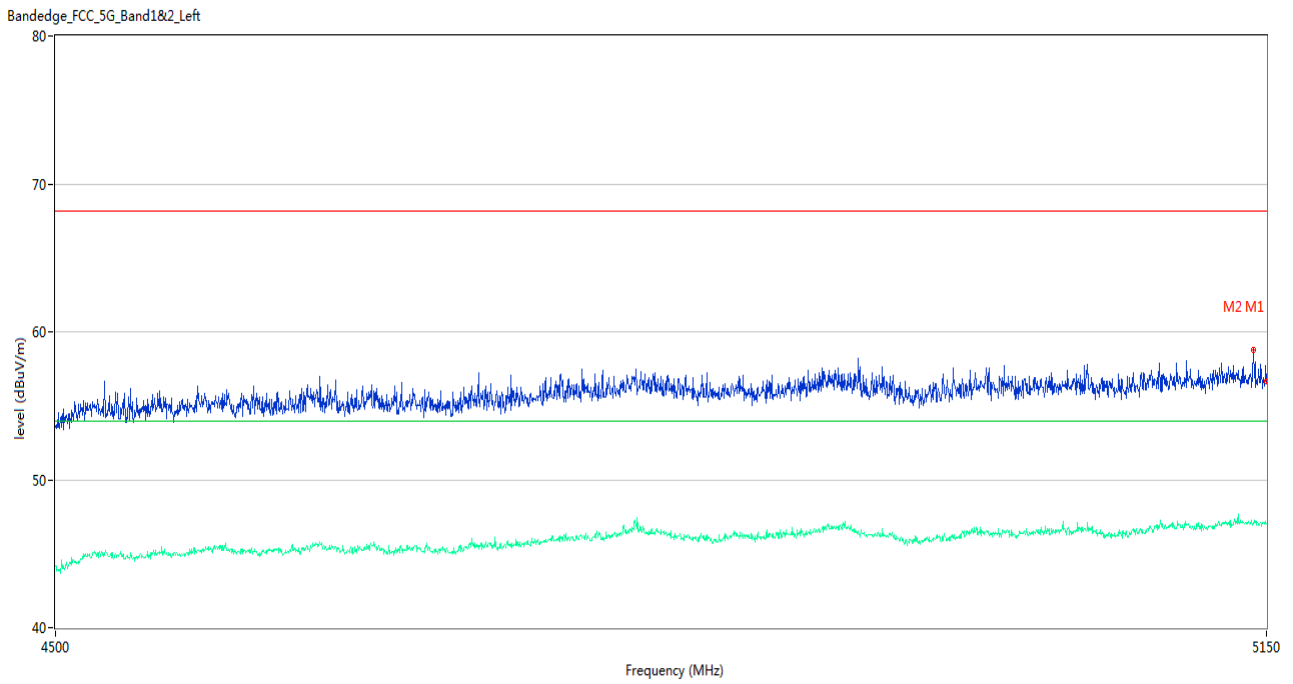
No.	Frequency (MHz)	Results (dBuV/m)	Factor (dB)	Limit (dBuV/m)	Over Limit (dB)	Detector	Table (Degree)	Height (cm)	Antenna	Verdict
1	5150.000	57.45	3.22	68.2	-10.75	Peak	245.00	150	Horizontal	Pass
1**	5150.000	46.99	3.22	54.0	-7.01	AV	245.00	150	Horizontal	Pass
2	5123.675	58.72	3.83	68.2	-9.48	Peak	155.00	150	Horizontal	Pass
2**	5123.675	47.12	3.83	54.0	-6.88	AV	155.00	150	Horizontal	Pass

U-NII-2A 11a CH64



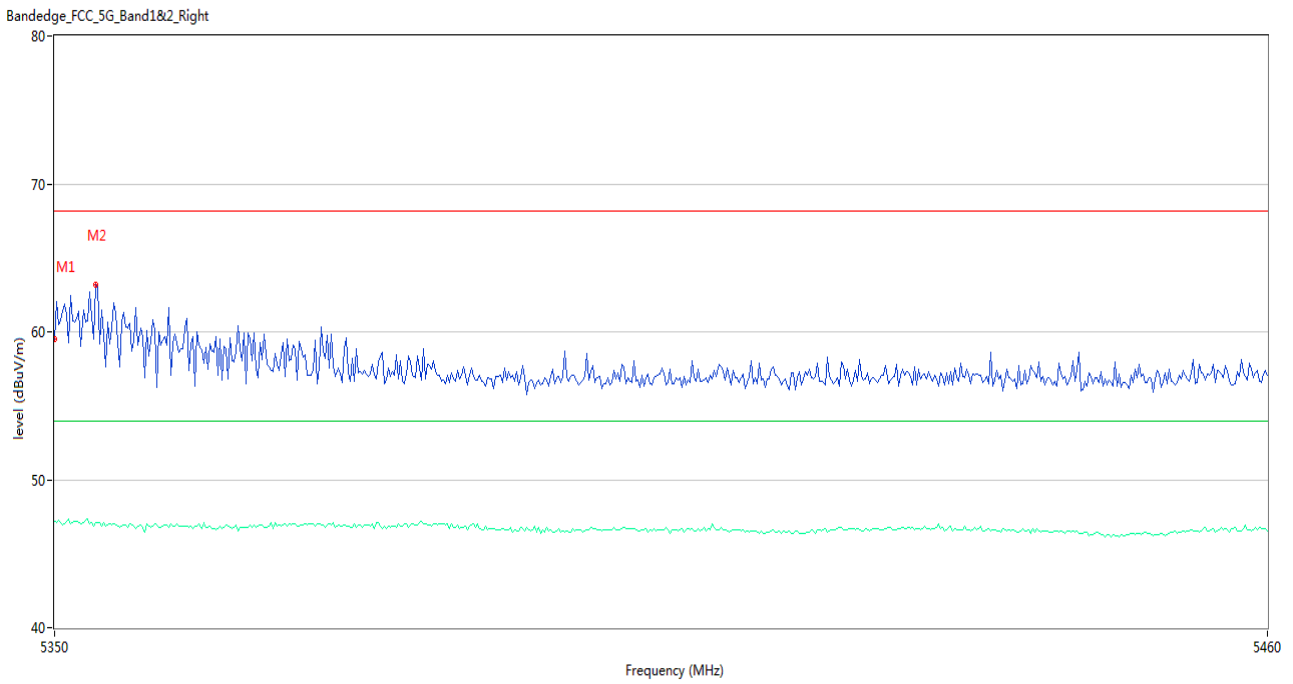
No.	Frequency (MHz)	Results (dBuV/m)	Factor (dB)	Limit (dBuV/m)	Over Limit (dB)	Detector	Table (Degree)	Height (cm)	Antenna	Verdict
1	5350.000	61.81	2.98	68.2	-6.39	Peak	113.00	150	Horizontal	Pass
1**	5350.000	46.70	2.98	54.0	-7.30	AV	113.00	150	Horizontal	Pass
2	5352.750	63.10	3.14	68.2	-5.10	Peak	107.00	150	Horizontal	Pass
2**	5352.750	46.91	3.14	54.0	-7.09	AV	107.00	150	Horizontal	Pass

U-NII-2A 11n20 CH52



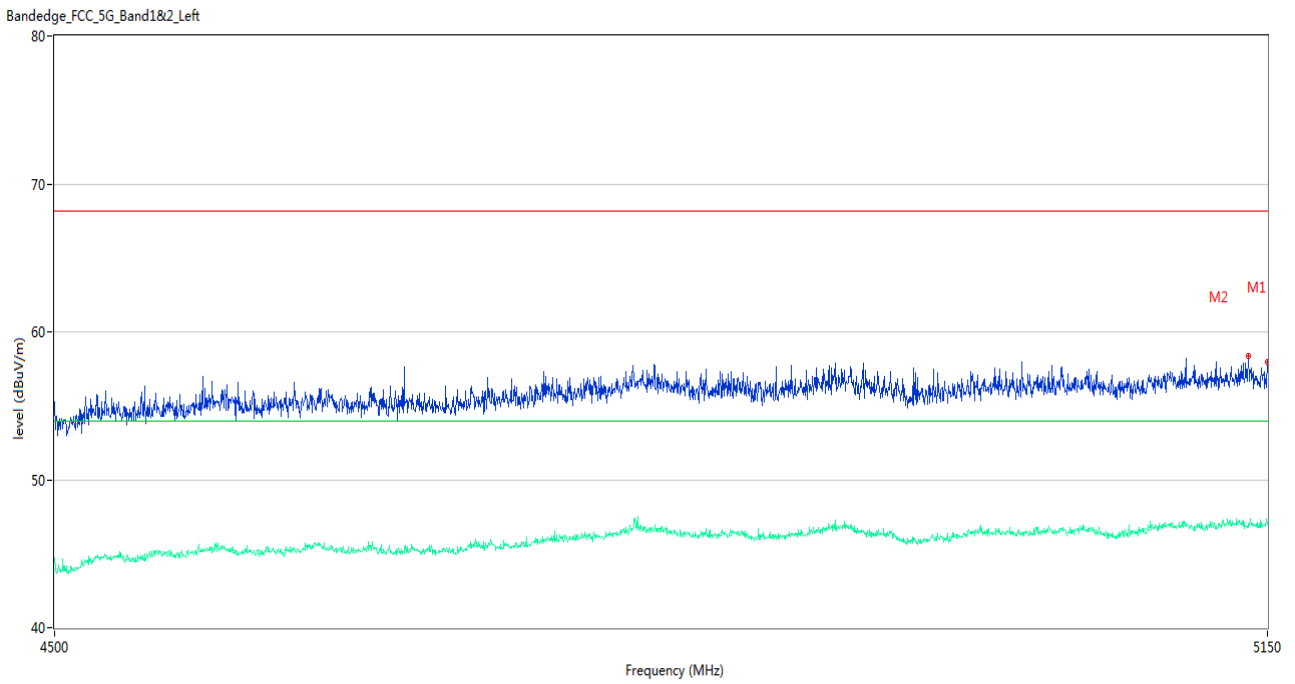
No.	Frequency (MHz)	Results (dBuV/m)	Factor (dB)	Limit (dBuV/m)	Over Limit (dB)	Detector	Table (Degree)	Height (cm)	Antenna	Verdict
1	5150.000	56.64	3.22	68.2	-11.56	Peak	259.00	150	Horizontal	Pass
1**	5150.000	46.98	3.22	54.0	-7.02	AV	259.00	150	Horizontal	Pass
2	5142.525	58.77	3.50	68.2	-9.43	Peak	185.00	150	Horizontal	Pass
2**	5142.525	47.05	3.50	54.0	-6.95	AV	185.00	150	Horizontal	Pass

U-NII-2A 11n20 CH64



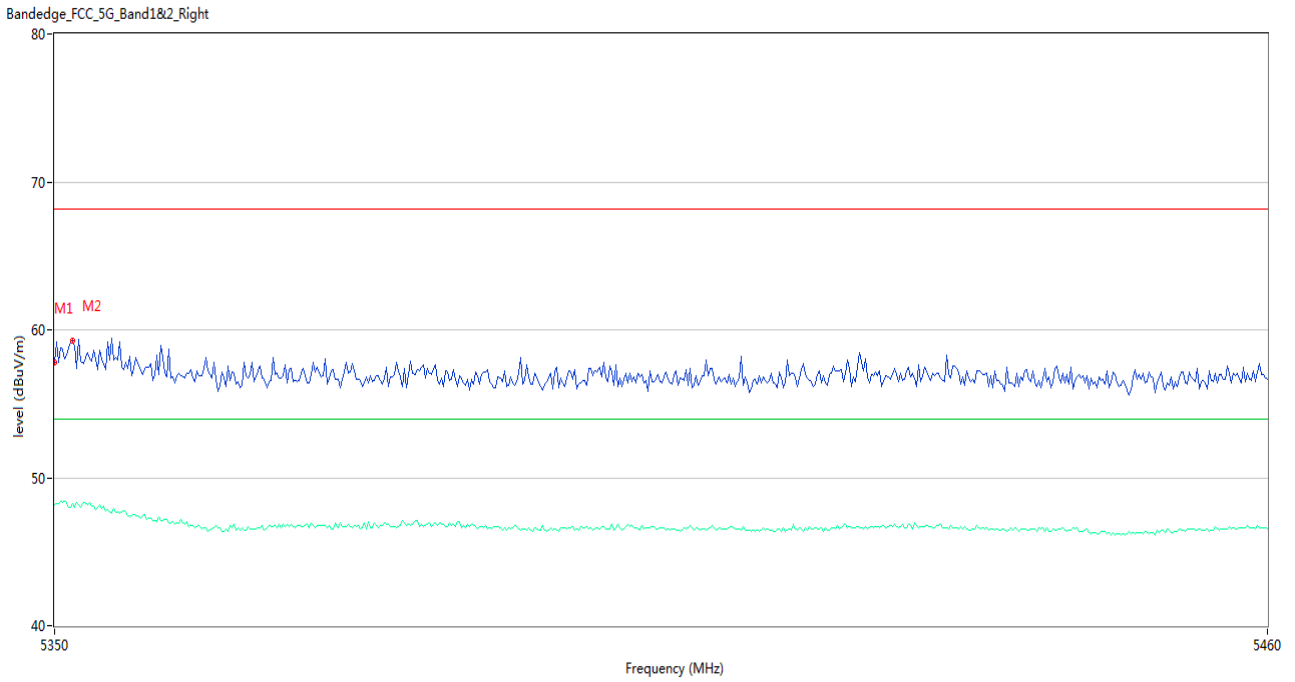
No.	Frequency (MHz)	Results (dBuV/m)	Factor (dB)	Limit (dBuV/m)	Over Limit (dB)	Detector	Table (Degree)	Height (cm)	Antenna	Verdict
1	5350.000	59.50	2.98	68.2	-8.70	Peak	205.00	150	Horizontal	Pass
1**	5350.000	47.19	2.98	54.0	-6.81	AV	205.00	150	Horizontal	Pass
2	5353.667	63.16	3.15	68.2	-5.04	Peak	115.00	150	Horizontal	Pass
2**	5353.667	47.08	3.15	54.0	-6.92	AV	115.00	150	Horizontal	Pass

U-NII-2A 11n40 CH54



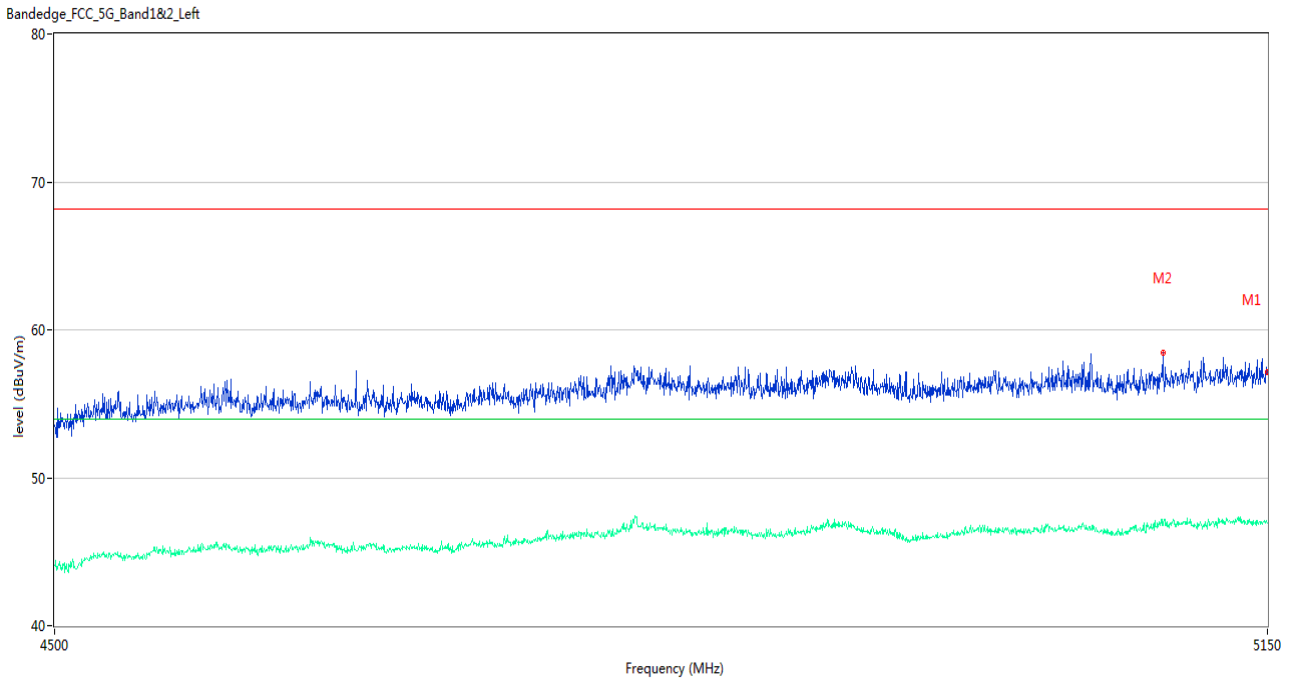
No.	Frequency (MHz)	Results (dBuV/m)	Factor (dB)	Limit (dBuV/m)	Over Limit (dB)	Detector	Table (Degree)	Height (cm)	Antenna	Verdict
1	5150.000	57.98	3.22	68.2	-10.22	Peak	342.00	150	Horizontal	Pass
1**	5150.000	47.01	3.22	54.0	-6.99	AV	342.00	150	Horizontal	Pass
2	5139.275	58.35	3.57	68.2	-9.85	Peak	246.00	150	Horizontal	Pass
2**	5139.275	46.97	3.57	54.0	-7.03	AV	246.00	150	Horizontal	Pass

U-NII-2A 11n40 CH62



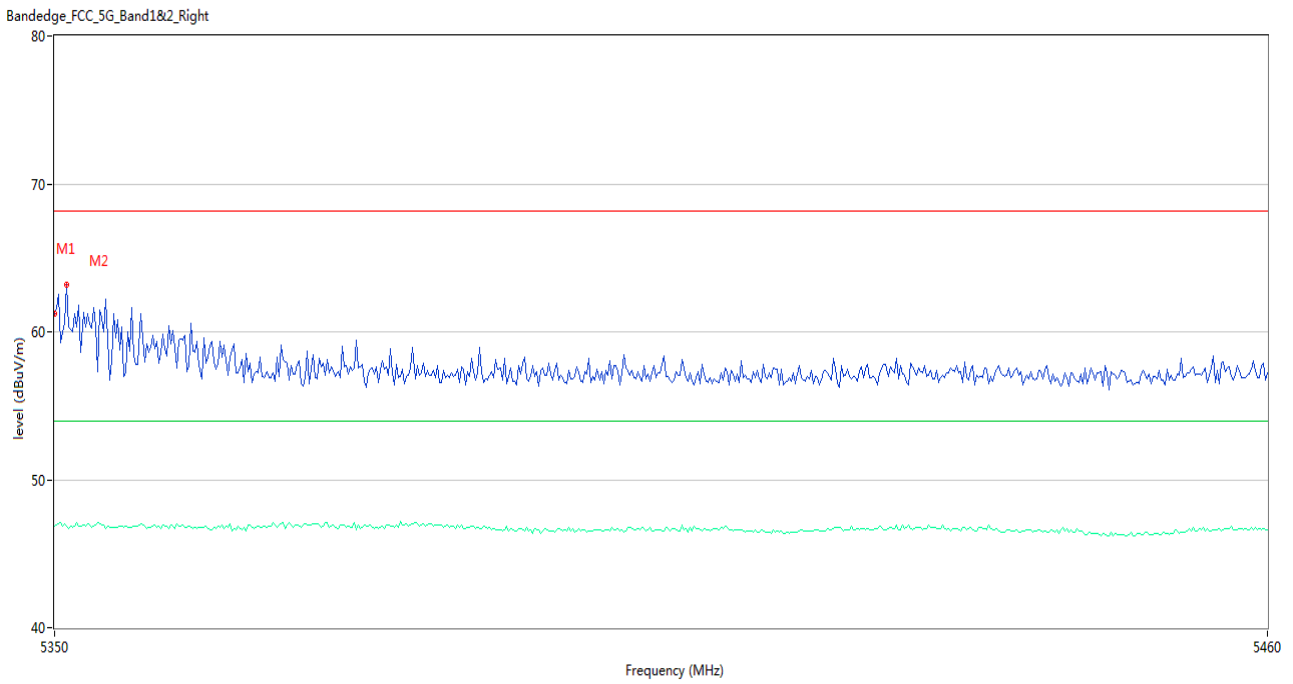
No.	Frequency (MHz)	Results (dBuV/m)	Factor (dB)	Limit (dBuV/m)	Over Limit (dB)	Detector	Table (Degree)	Height (cm)	Antenna	Verdict
1	5350.000	57.83	2.98	68.2	-10.37	Peak	242.00	150	Horizontal	Pass
1**	5350.000	48.19	2.98	54.0	-5.81	AV	242.00	150	Horizontal	Pass
2	5351.650	59.26	3.00	68.2	-8.94	Peak	223.00	150	Horizontal	Pass
2**	5351.650	48.26	3.00	54.0	-5.74	AV	223.00	150	Horizontal	Pass

U-NII-2A 11ac20 CH52



No.	Frequency (MHz)	Results (dBuV/m)	Factor (dB)	Limit (dBuV/m)	Over Limit (dB)	Detector	Table (Degree)	Height (cm)	Antenna	Verdict
1	5150.000	57.13	3.22	68.2	-11.07	Peak	55.00	150	Horizontal	Pass
1**	5150.000	46.95	3.22	54.0	-7.05	AV	55.00	150	Horizontal	Pass
2	5090.525	58.48	3.51	68.2	-9.72	Peak	143.00	150	Horizontal	Pass
2**	5090.525	46.81	3.51	54.0	-7.19	AV	143.00	150	Horizontal	Pass

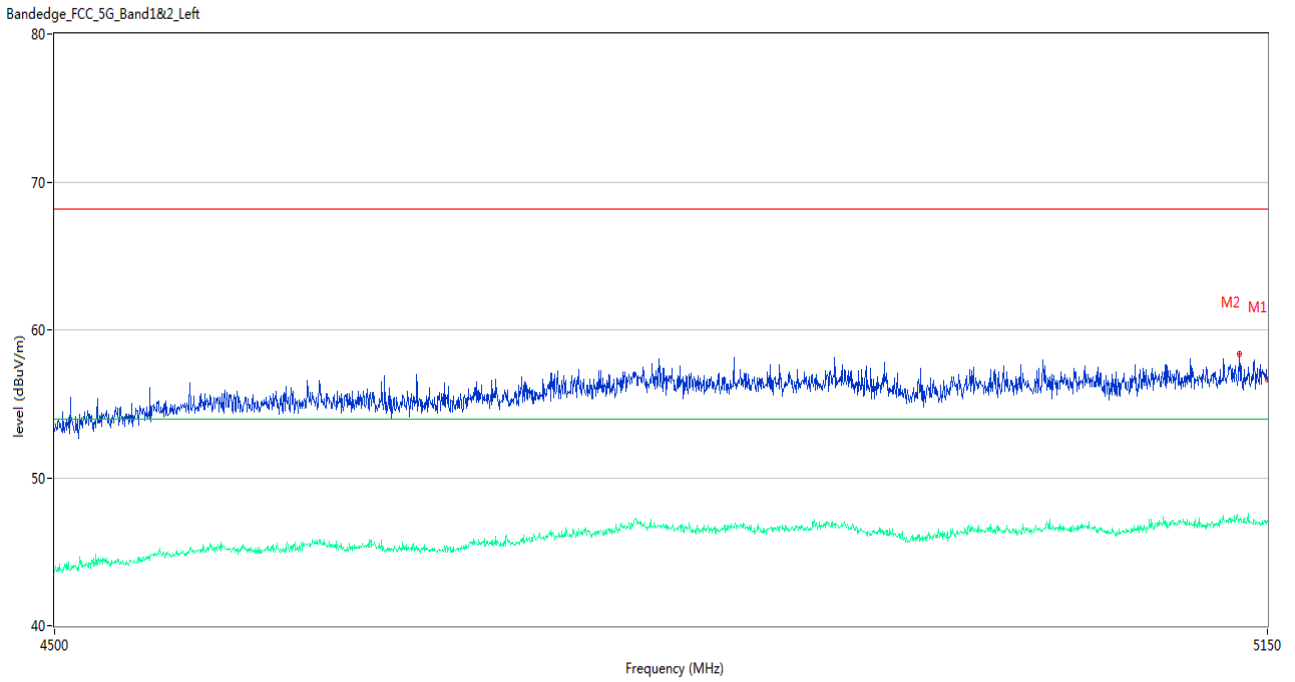
U-NII-2A 11ac20 CH64



No.	Frequency (MHz)	Results (dBuV/m)	Factor (dB)	Limit (dBuV/m)	Over Limit (dB)	Detector	Table (Degree)	Height (cm)	Antenna	Verdict
1	5350.000	61.26	2.98	68.2	-6.94	Peak	127.00	150	Horizontal	Pass
1**	5350.000	46.89	2.98	54.0	-7.11	AV	127.00	150	Horizontal	Pass
2	5351.100	63.18	2.94	68.2	-5.02	Peak	123.00	150	Horizontal	Pass
2**	5351.100	46.85	2.94	54.0	-7.15	AV	123.00	150	Horizontal	Pass

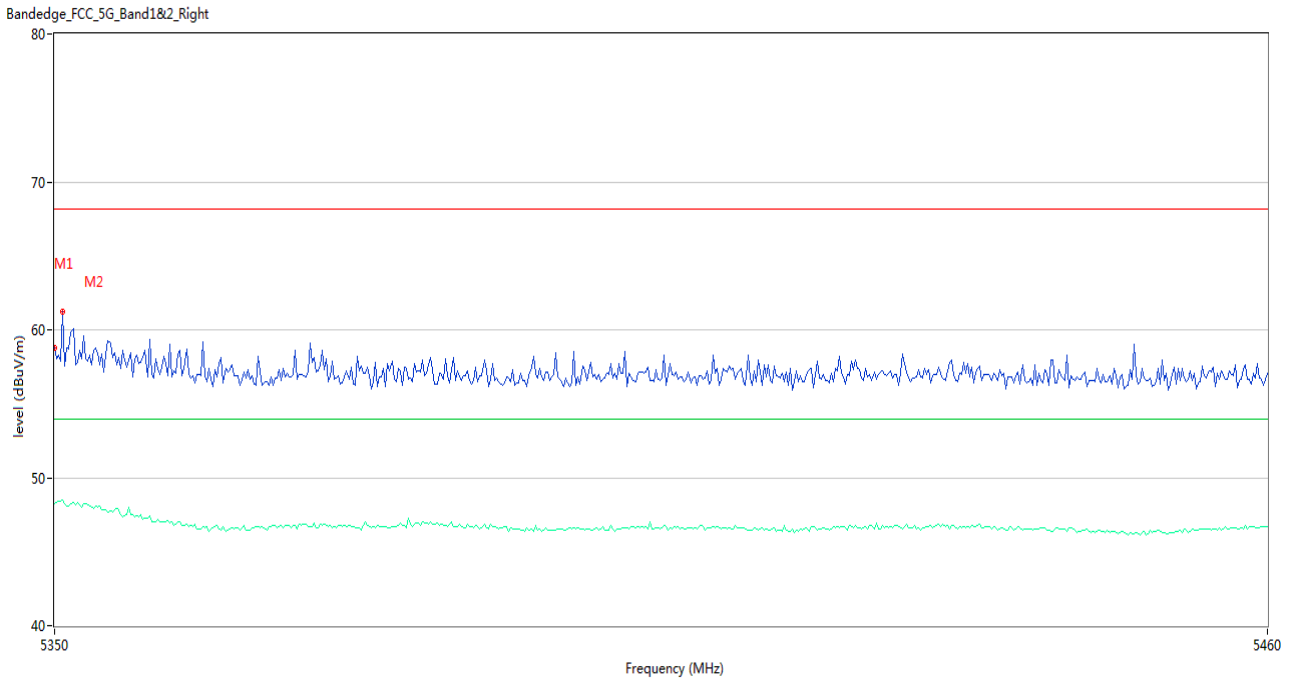


U-NII-2A 11ac40 CH54



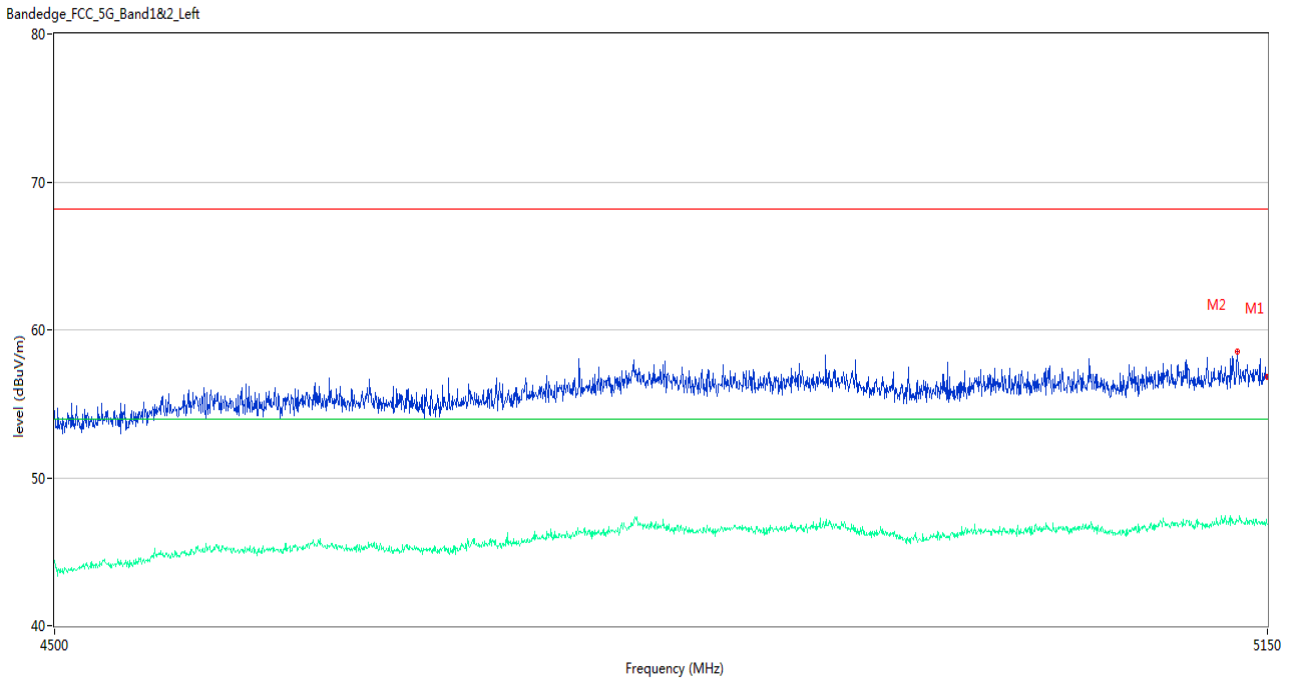
No.	Frequency (MHz)	Results (dBuV/m)	Factor (dB)	Limit (dBuV/m)	Over Limit (dB)	Detector	Table (Degree)	Height (cm)	Antenna	Verdict
1	5150.000	56.68	3.22	68.2	-11.52	Peak	60.00	150	Horizontal	Pass
1**	5150.000	47.09	3.22	54.0	-6.91	AV	60.00	150	Horizontal	Pass
2	5134.075	58.38	3.76	68.2	-9.82	Peak	255.00	150	Horizontal	Pass
2**	5134.075	47.09	3.76	54.0	-6.91	AV	255.00	150	Horizontal	Pass

U-NII-2A 11ac40 CH62



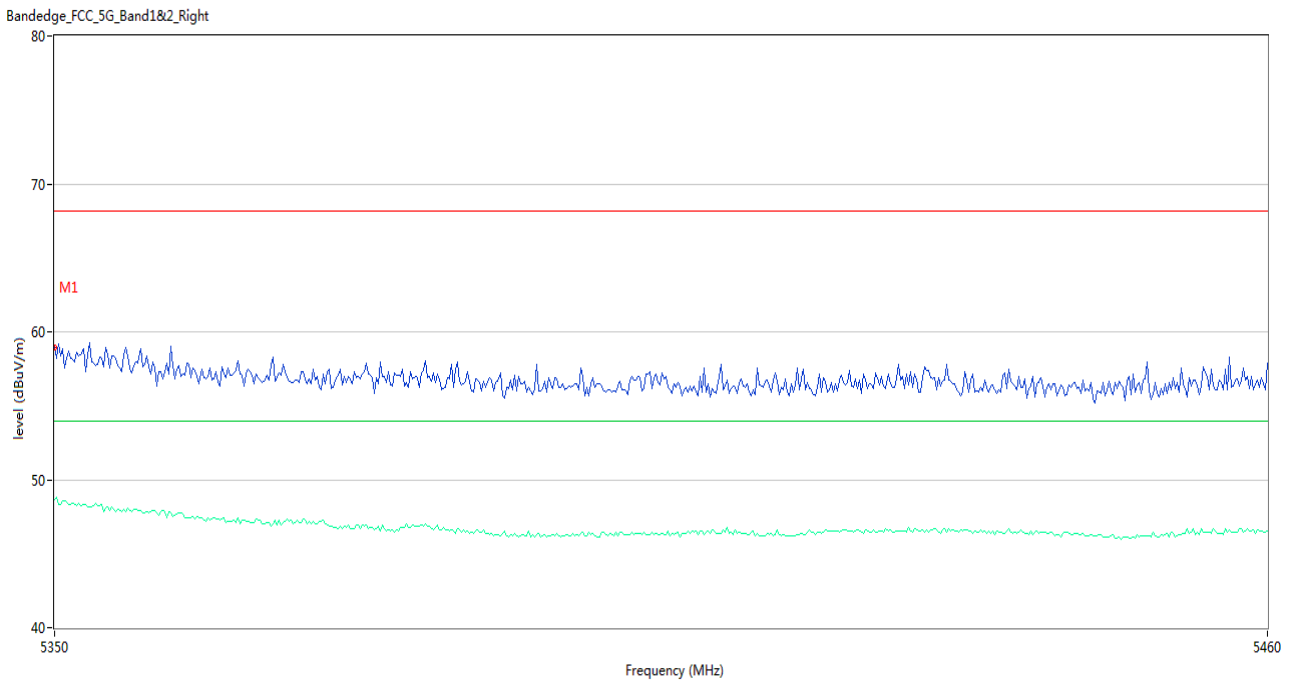
No.	Frequency (MHz)	Results (dBuV/m)	Factor (dB)	Limit (dBuV/m)	Over Limit (dB)	Detector	Table (Degree)	Height (cm)	Antenna	Verdict
1	5350.000	58.81	2.98	68.2	-9.39	Peak	225.00	150	Horizontal	Pass
1**	5350.000	48.27	2.98	54.0	-5.73	AV	225.00	150	Horizontal	Pass
2	5350.733	61.26	2.92	68.2	-6.94	Peak	225.00	150	Horizontal	Pass
2**	5350.733	48.52	2.92	54.0	-5.48	AV	225.00	150	Horizontal	Pass

U-NII-2A 11ac80 CH58



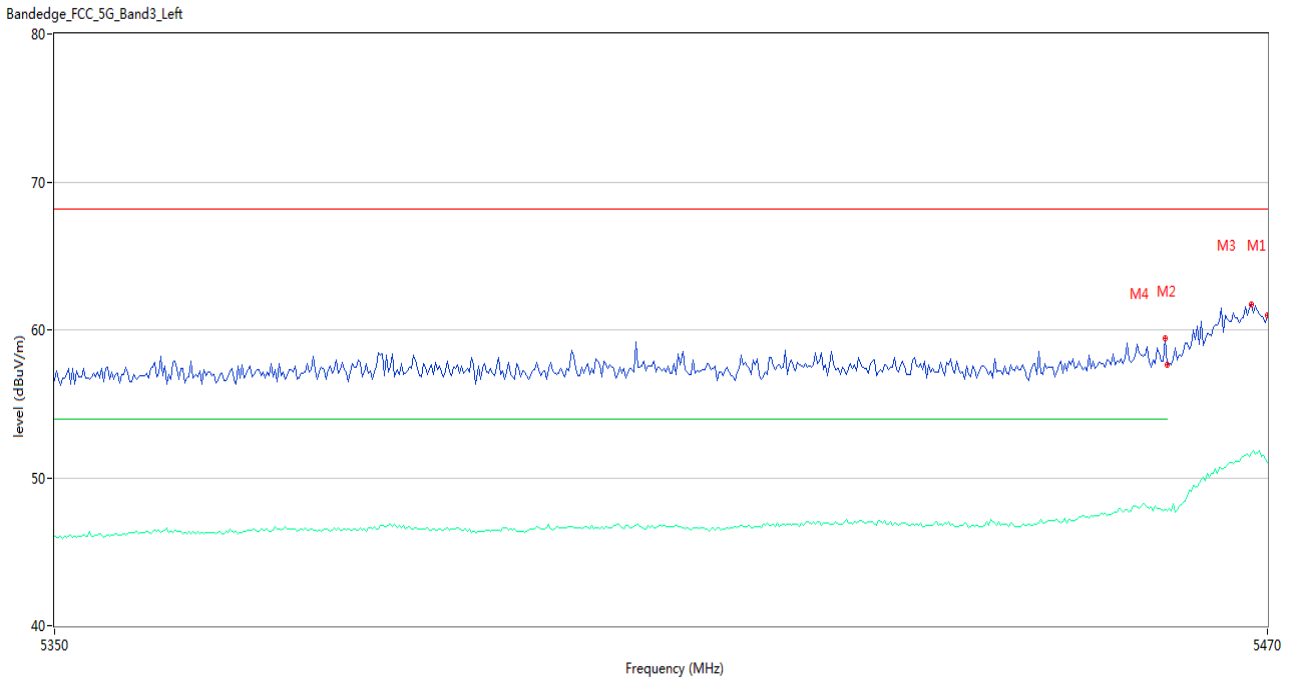
No.	Frequency (MHz)	Results (dBuV/m)	Factor (dB)	Limit (dBuV/m)	Over Limit (dB)	Detector	Table (Degree)	Height (cm)	Antenna	Verdict
1	5150.000	56.84	3.22	68.2	-11.36	Peak	235.00	150	Horizontal	Pass
1**	5150.000	46.88	3.22	54.0	-7.12	AV	235.00	150	Horizontal	Pass
2	5132.775	58.52	3.74	68.2	-9.68	Peak	19.00	150	Horizontal	Pass
2**	5132.775	47.10	3.74	54.0	-6.90	AV	19.00	150	Horizontal	Pass

U-NII-2A 11ac80 CH58



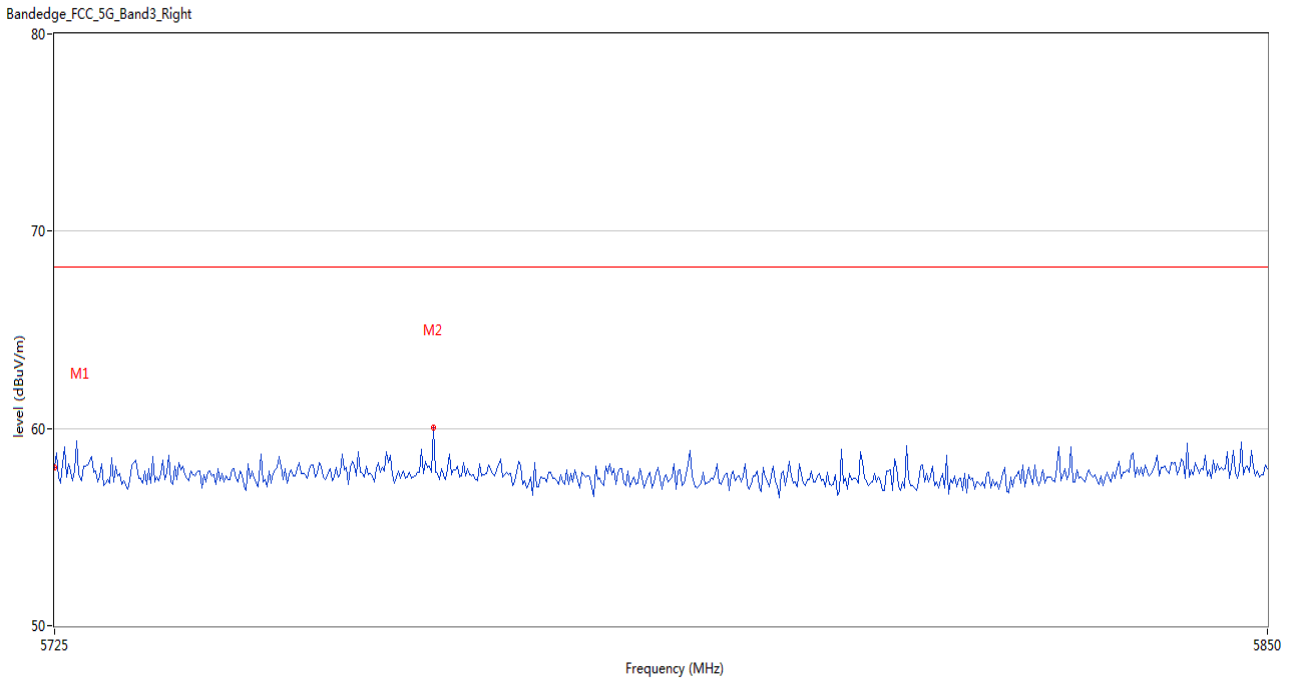
No.	Frequency (MHz)	Results (dBuV/m)	Factor (dB)	Limit (dBuV/m)	Over Limit (dB)	Detector	Table (Degree)	Height (cm)	Antenna	Verdict
1	5350.000	58.91	2.98	68.2	-9.29	Peak	102.00	150	Horizontal	Pass
1**	5350.000	48.63	2.98	54.0	-5.37	AV	102.00	150	Horizontal	Pass

U-NII-2C 11a CH100



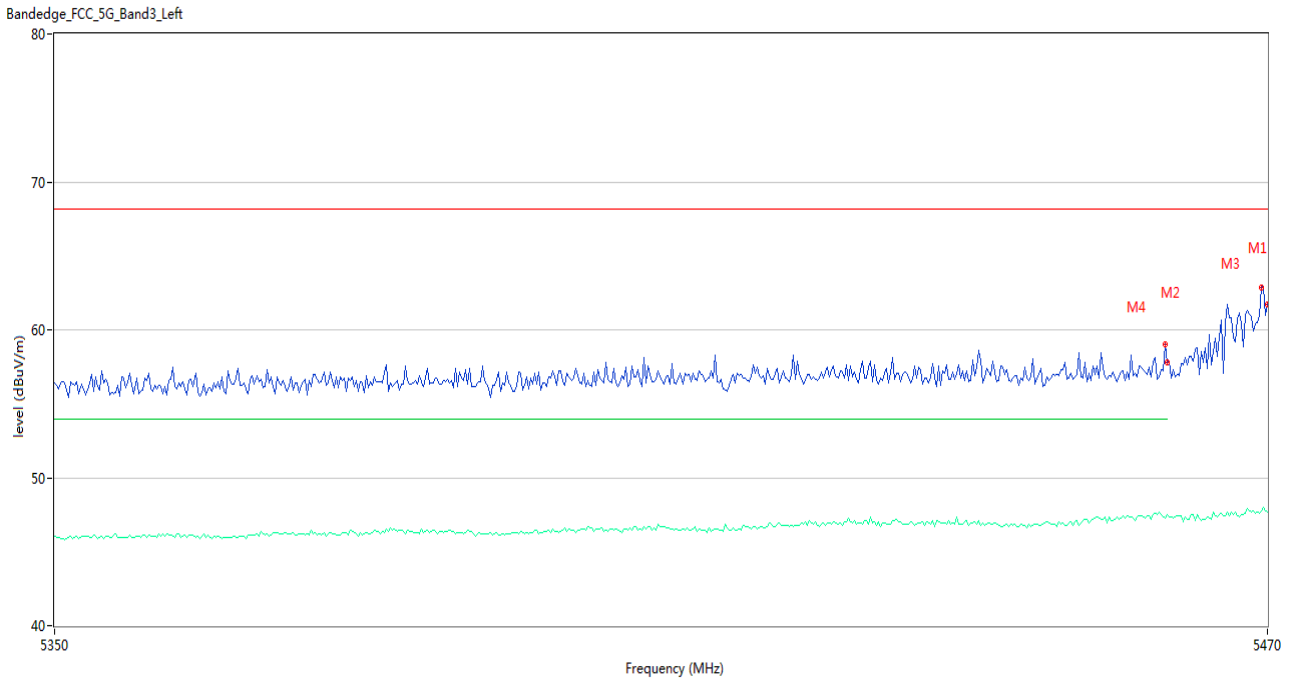
No.	Frequency (MHz)	Results (dBuV/m)	Factor (dB)	Limit (dBuV/m)	Over Limit (dB)	Detector	Table (Degree)	Height (cm)	Antenna	Verdict
1	5470.000	60.99	3.88	68.2	-7.21	Peak	101.00	150	Horizontal	Pass
1**	5470.000	51.02	3.88	--	--	AV	101.00	150	Horizontal	N/A
2	5460.000	57.61	3.79	68.2	-10.59	Peak	11.00	150	Horizontal	Pass
2**	5460.000	47.79	3.79	54.0	-6.21	AV	11.00	150	Horizontal	Pass
3	5468.400	61.75	3.90	68.2	-6.45	Peak	95.00	150	Horizontal	Pass
3**	5468.400	51.71	3.90	--	--	AV	95.00	150	Horizontal	N/A
4	5459.800	59.40	3.80	68.2	-8.80	Peak	120.00	150	Horizontal	Pass
4**	5459.800	47.85	3.80	54.0	-6.15	AV	120.00	150	Horizontal	Pass

U-NII-2C 11a CH140



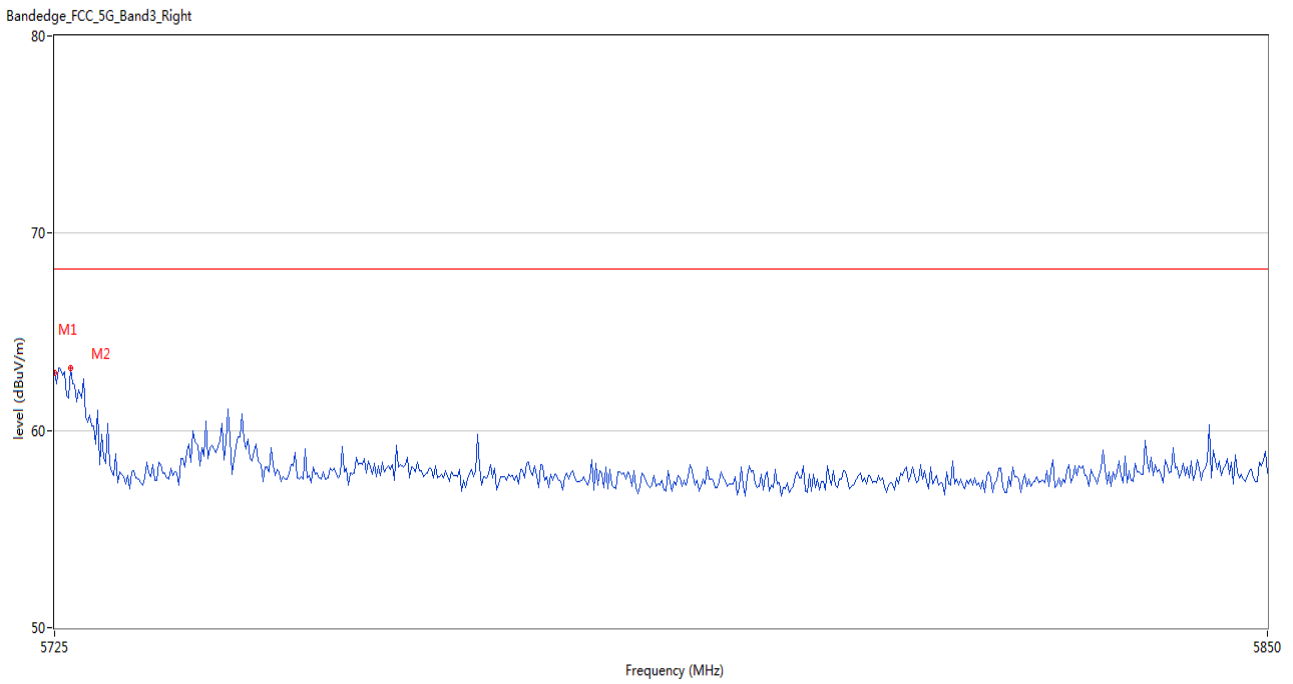
No.	Frequency (MHz)	Results (dBuV/m)	Factor (dB)	Limit (dBuV/m)	Over Limit (dB)	Detector	Table (Degree)	Height (cm)	Antenna	Verdict
1	5725.000	58.03	3.78	68.2	-10.17	Peak	111.00	150	Horizontal	Pass
2	5763.750	60.02	4.15	68.2	-8.18	Peak	127.00	150	Horizontal	Pass

U-NII-2C 11n20 CH100



No.	Frequency (MHz)	Results (dBuV/m)	Factor (dB)	Limit (dBuV/m)	Over Limit (dB)	Detector	Table (Degree)	Height (cm)	Antenna	Verdict
1	5470.000	61.70	3.88	68.2	-6.50	Peak	240.00	150	Horizontal	Pass
1**	5470.000	47.69	3.88	--	--	AV	240.00	150	Horizontal	N/A
2	5460.000	57.76	3.79	68.2	-10.44	Peak	307.00	150	Horizontal	Pass
2**	5460.000	47.53	3.79	54.0	-6.47	AV	307.00	150	Horizontal	Pass
3	5469.400	62.87	3.89	68.2	-5.33	Peak	250.00	150	Horizontal	Pass
3**	5469.400	47.53	3.89	--	--	AV	250.00	150	Horizontal	N/A
4	5459.800	59.06	3.80	68.2	-9.14	Peak	235.00	150	Horizontal	Pass
4**	5459.800	47.30	3.80	54.0	-6.70	AV	235.00	150	Horizontal	Pass

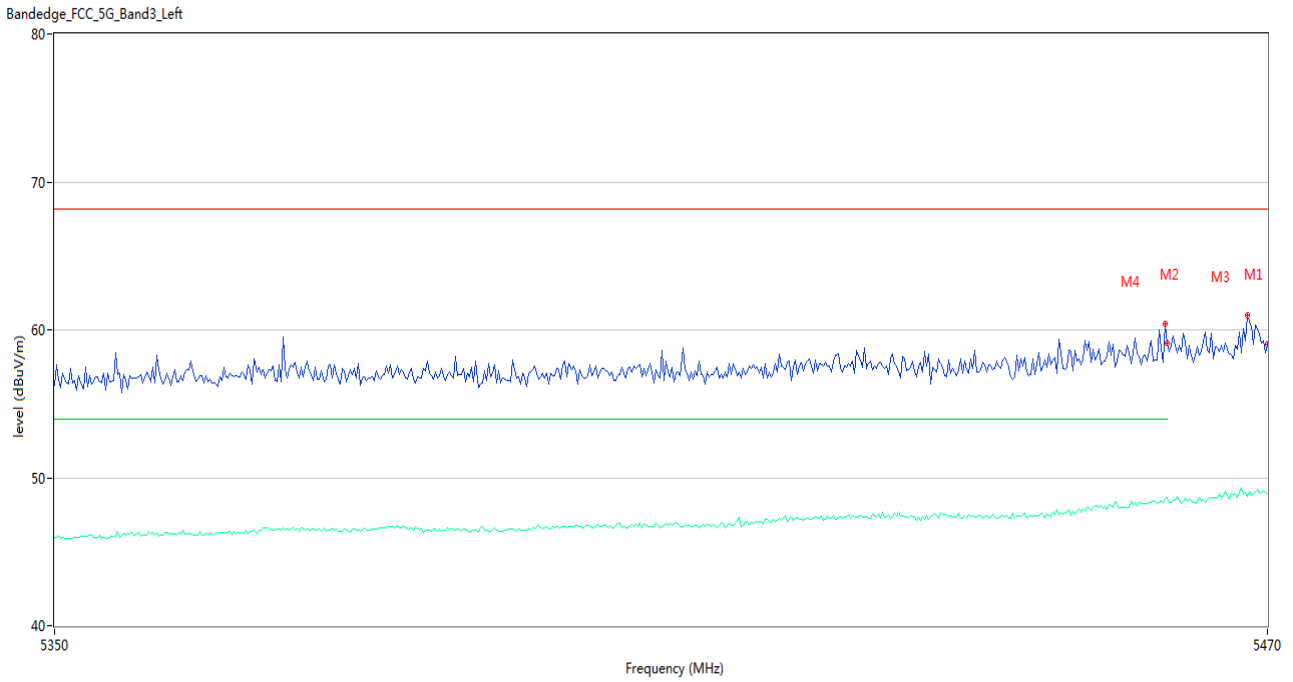
U-NII-2C 11n20 CH140



No.	Frequency (MHz)	Results (dBuV/m)	Factor (dB)	Limit (dBuV/m)	Over Limit (dB)	Detector	Table (Degree)	Height (cm)	Antenna	Verdict
1	5725.000	62.90	3.78	68.2	-5.30	Peak	126.00	150	Horizontal	Pass
2	5726.667	63.17	3.66	68.2	-5.03	Peak	111.00	150	Horizontal	Pass

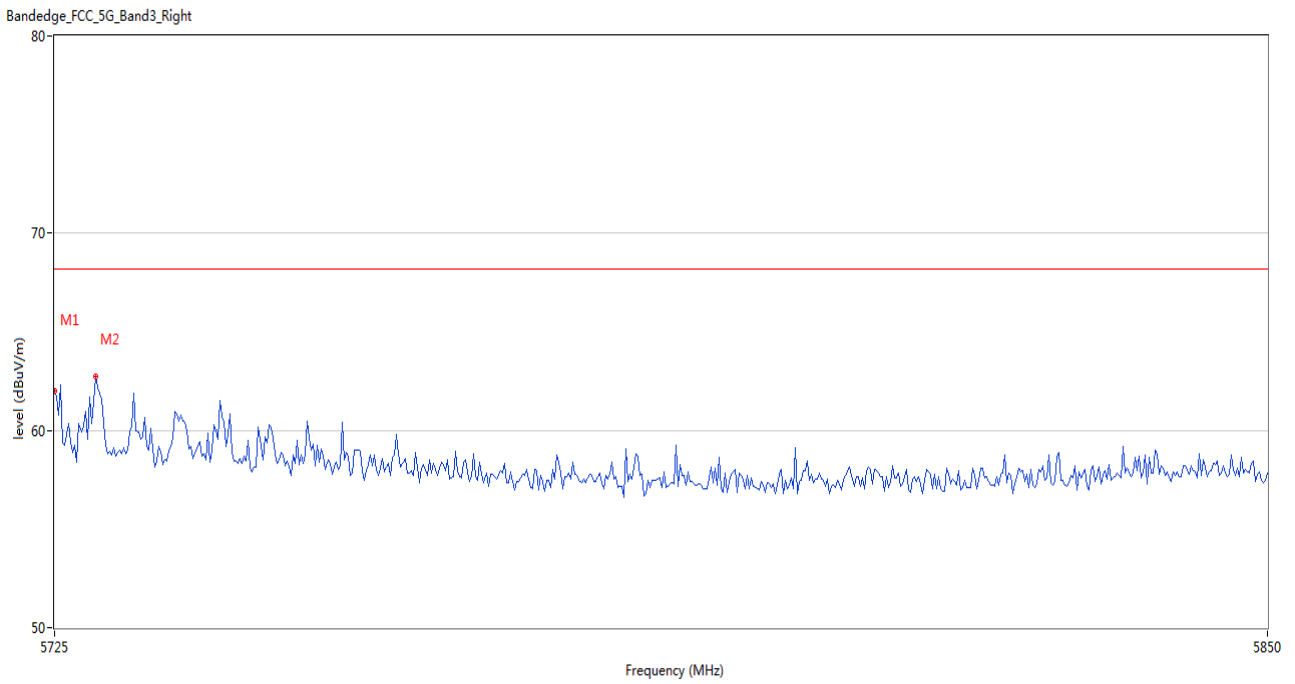


U-NII-2C 11n40 CH102



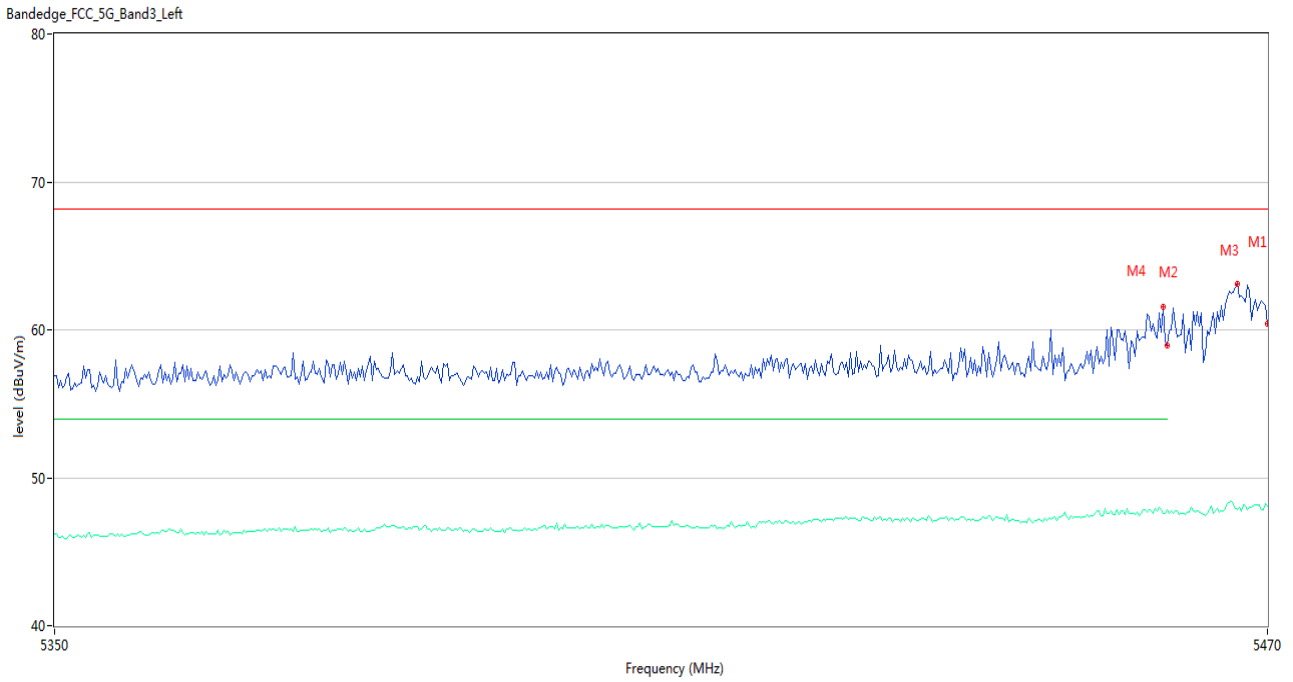
No.	Frequency (MHz)	Results (dBuV/m)	Factor (dB)	Limit (dBuV/m)	Over Limit (dB)	Detector	Table (Degree)	Height (cm)	Antenna	Verdict
1	5470.000	59.05	3.88	68.2	-9.15	Peak	111.00	150	Horizontal	Pass
1**	5470.000	48.90	3.88	--	--	AV	111.00	150	Horizontal	N/A
2	5460.000	59.12	3.79	68.2	-9.08	Peak	95.00	150	Horizontal	Pass
2**	5460.000	48.67	3.79	54.0	-5.33	AV	95.00	150	Horizontal	Pass
3	5468.000	60.95	3.91	68.2	-7.25	Peak	111.00	150	Horizontal	Pass
3**	5468.000	48.75	3.91	--	--	AV	111.00	150	Horizontal	N/A
4	5459.800	60.40	3.80	68.2	-7.80	Peak	106.00	150	Horizontal	Pass
4**	5459.800	48.58	3.80	54.0	-5.42	AV	106.00	150	Horizontal	Pass

U-NII-2C 11n40 CH134



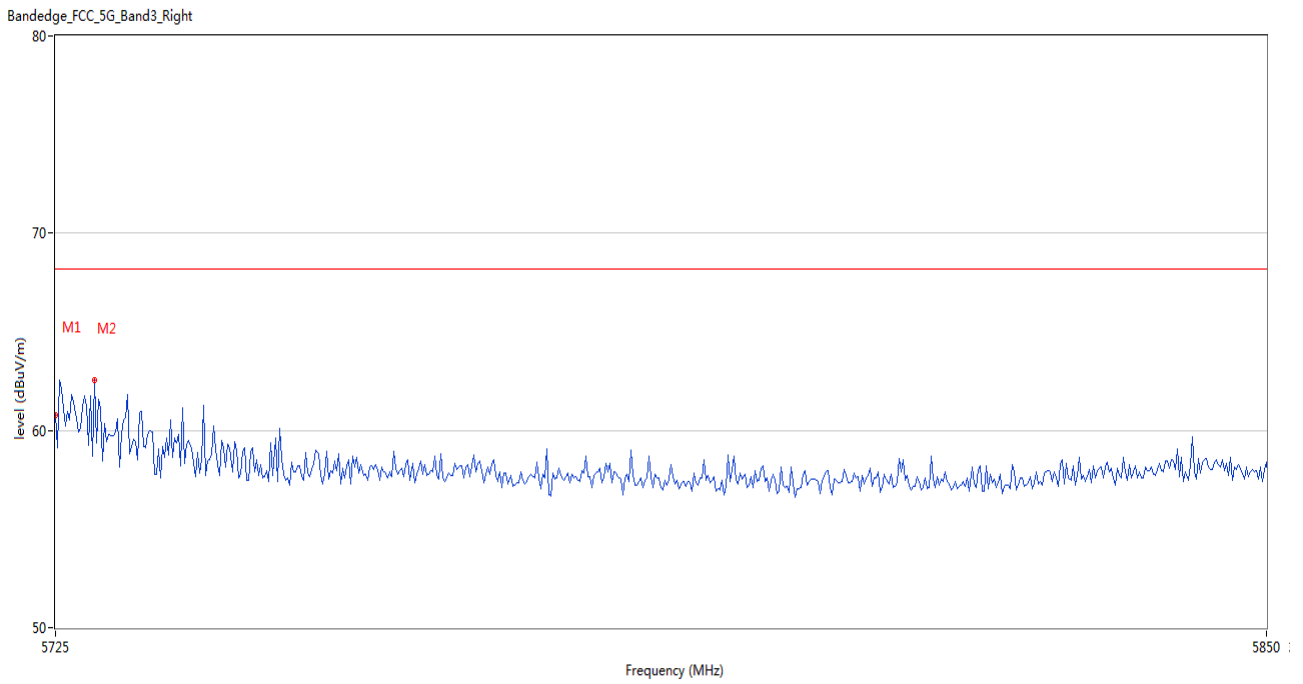
No.	Frequency (MHz)	Results (dBuV/m)	Factor (dB)	Limit (dBuV/m)	Over Limit (dB)	Detector	Table (Degree)	Height (cm)	Antenna	Verdict
1	5725.000	61.98	3.78	68.2	-6.22	Peak	129.00	150	Horizontal	Pass
2	5729.166	62.74	3.60	68.2	-5.46	Peak	120.00	150	Horizontal	Pass

U-NII-2C 11ac20 CH100



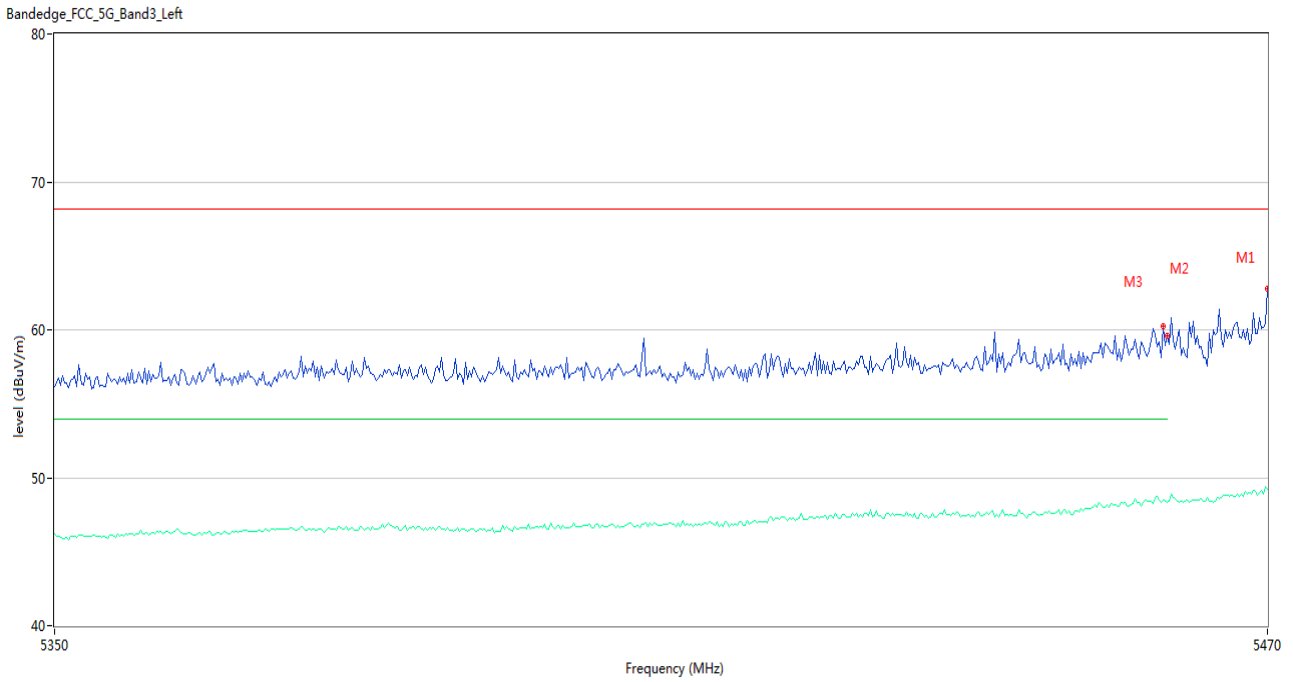
No.	Frequency (MHz)	Results (dBuV/m)	Factor (dB)	Limit (dBuV/m)	Over Limit (dB)	Detector	Table (Degree)	Height (cm)	Antenna	Verdict
1	5470.000	60.42	3.88	68.2	-7.78	Peak	76.00	150	Horizontal	Pass
1**	5470.000	48.11	3.88	--	--	AV	76.00	150	Horizontal	N/A
2	5460.000	58.93	3.79	68.2	-9.27	Peak	125.00	150	Horizontal	Pass
2**	5460.000	47.88	3.79	54.0	-6.12	AV	125.00	150	Horizontal	Pass
3	5467.000	63.11	3.90	68.2	-5.09	Peak	105.00	150	Horizontal	Pass
3**	5467.000	47.85	3.90	--	--	AV	105.00	150	Horizontal	N/A
4	5459.600	61.58	3.82	68.2	-6.62	Peak	105.00	150	Horizontal	Pass
4**	5459.600	47.57	3.82	54.0	-6.43	AV	105.00	150	Horizontal	Pass

U-NII-2C 11ac20 CH140



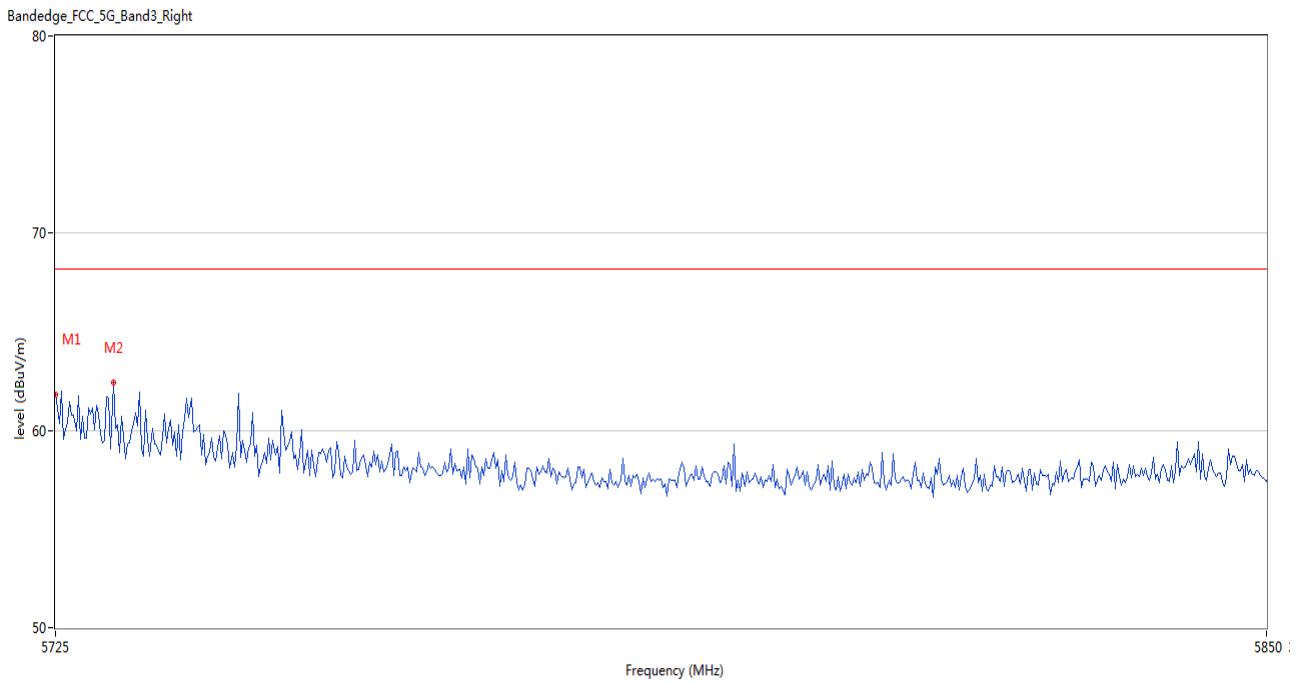
No.	Frequency (MHz)	Results (dBuV/m)	Factor (dB)	Limit (dBuV/m)	Over Limit (dB)	Detector	Table (Degree)	Height (cm)	Antenna	Verdict
1	5725.000	60.80	3.78	68.2	-7.40	Peak	116.00	150	Horizontal	Pass
2	5728.958	62.58	3.61	68.2	-5.62	Peak	232.00	150	Horizontal	Pass

U-NII-2C 11ac40 CH102



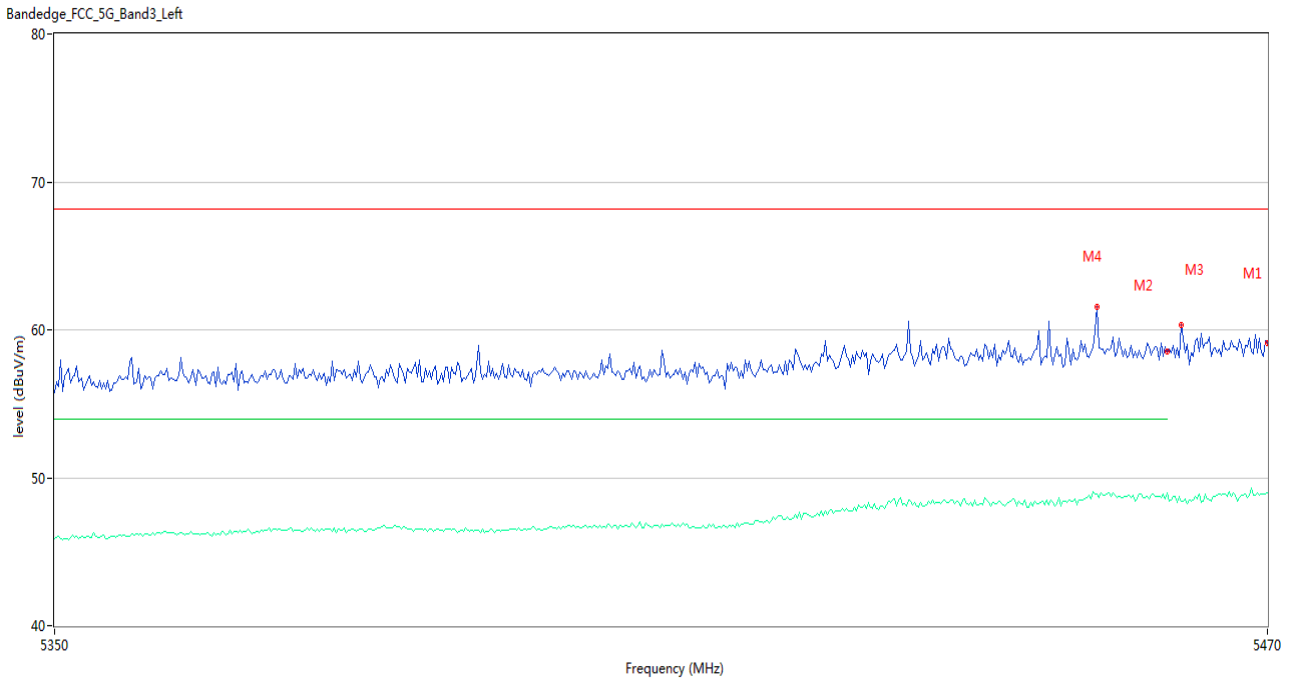
No.	Frequency (MHz)	Results (dBuV/m)	Factor (dB)	Limit (dBuV/m)	Over Limit (dB)	Detector	Table (Degree)	Height (cm)	Antenna	Verdict
1	5470.000	62.78	3.88	68.2	-5.42	Peak	104.00	150	Horizontal	Pass
1**	5470.000	49.19	3.88	--	--	AV	104.00	150	Horizontal	N/A
2	5460.000	59.58	3.79	68.2	-8.62	Peak	104.00	150	Horizontal	Pass
2**	5460.000	48.33	3.79	54.0	-5.67	AV	104.00	150	Horizontal	Pass
3	5459.600	60.21	3.82	68.2	-7.99	Peak	110.00	150	Horizontal	Pass
3**	5459.600	48.50	3.82	54.0	-5.50	AV	110.00	150	Horizontal	Pass

U-NII-2C 11ac40 CH134



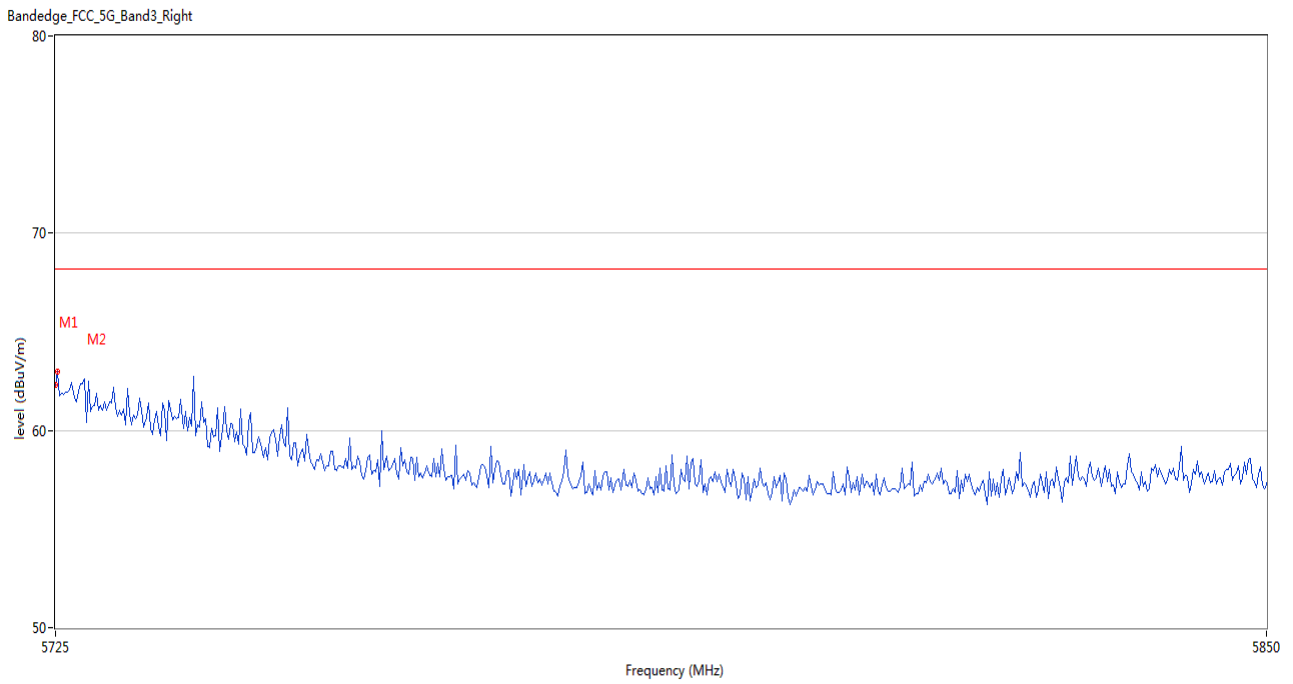
No.	Frequency (MHz)	Results (dBuV/m)	Factor (dB)	Limit (dBuV/m)	Over Limit (dB)	Detector	Table (Degree)	Height (cm)	Antenna	Verdict
1	5725.000	61.84	3.78	68.2	-6.36	Peak	133.00	150	Horizontal	Pass
2	5730.833	62.42	3.57	68.2	-5.78	Peak	127.00	150	Horizontal	Pass

U-NII-2C 11ac80 CH108



No.	Frequency (MHz)	Results (dBuV/m)	Factor (dB)	Limit (dBuV/m)	Over Limit (dB)	Detector	Table (Degree)	Height (cm)	Antenna	Verdict
1	5470.000	59.13	3.88	68.2	-9.07	Peak	105.00	150	Horizontal	Pass
1**	5470.000	49.00	3.88	--	--	AV	105.00	150	Horizontal	N/A
2	5460.000	58.49	3.79	68.2	-9.71	Peak	99.00	150	Horizontal	Pass
2**	5460.000	48.95	3.79	54.0	-5.05	AV	99.00	150	Horizontal	Pass
3	5461.400	60.34	3.68	68.2	-7.86	Peak	116.00	150	Horizontal	Pass
3**	5461.400	48.42	3.68	--	--	AV	116.00	150	Horizontal	N/A
4	5453.000	61.55	3.83	68.2	-6.65	Peak	123.00	150	Horizontal	Pass
4**	5453.000	48.91	3.83	54.0	-5.09	AV	123.00	150	Horizontal	Pass

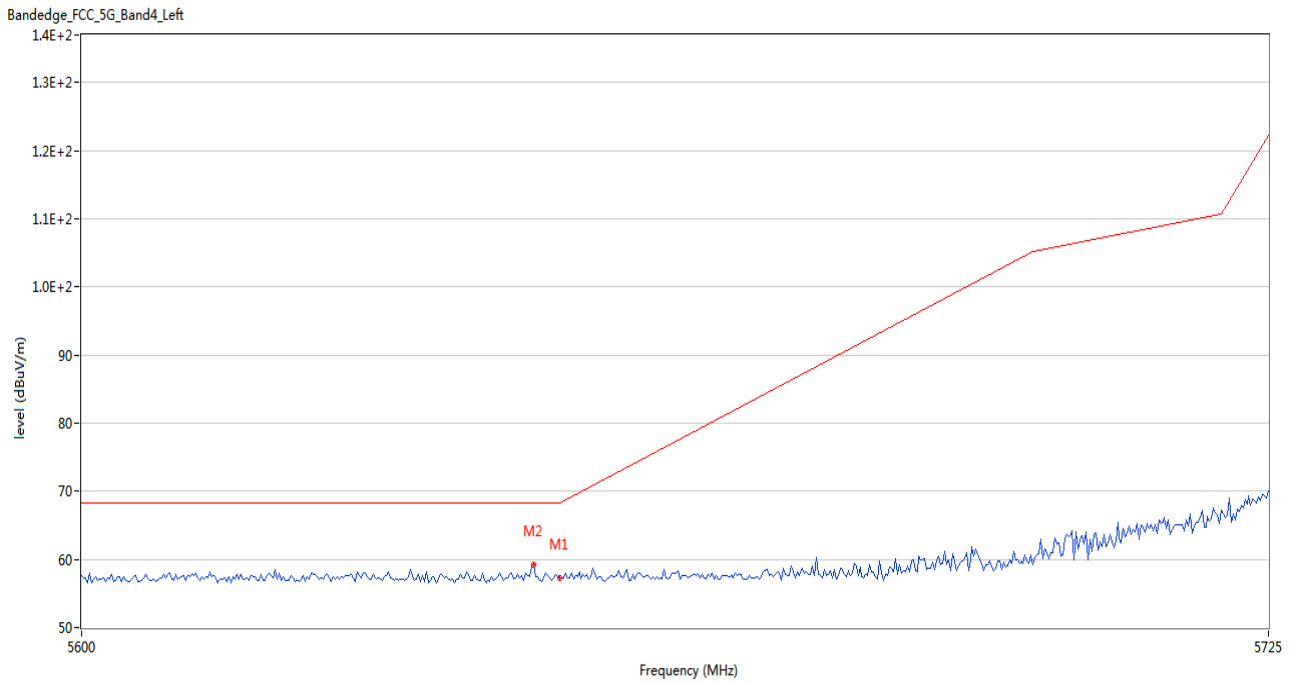
U-NII-2C 11ac80 CH122



No.	Frequency (MHz)	Results (dBuV/m)	Factor (dB)	Limit (dBuV/m)	Over Limit (dB)	Detector	Table (Degree)	Height (cm)	Antenna	Verdict
1	5725.000	62.30	3.78	68.2	-5.90	Peak	137.00	150	Horizontal	Pass
2	5725.209	63.00	3.76	68.2	-5.20	Peak	137.00	150	Horizontal	Pass

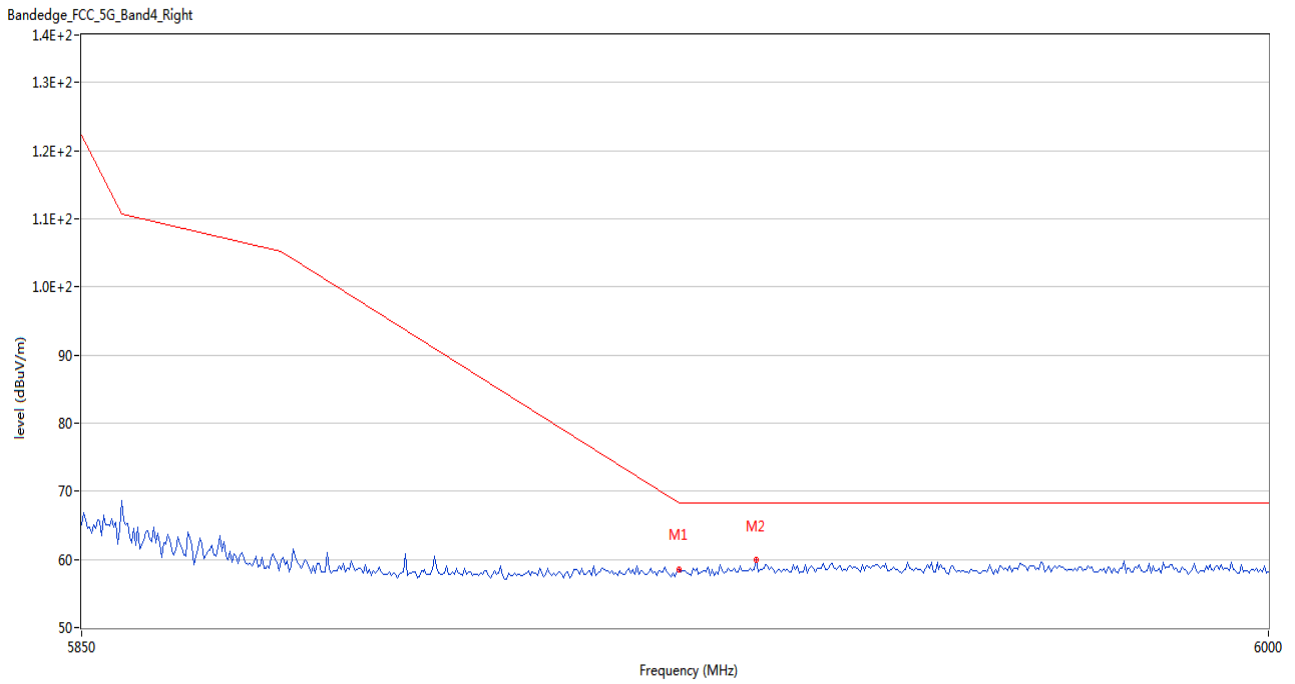


U-NII-3 11a CH149



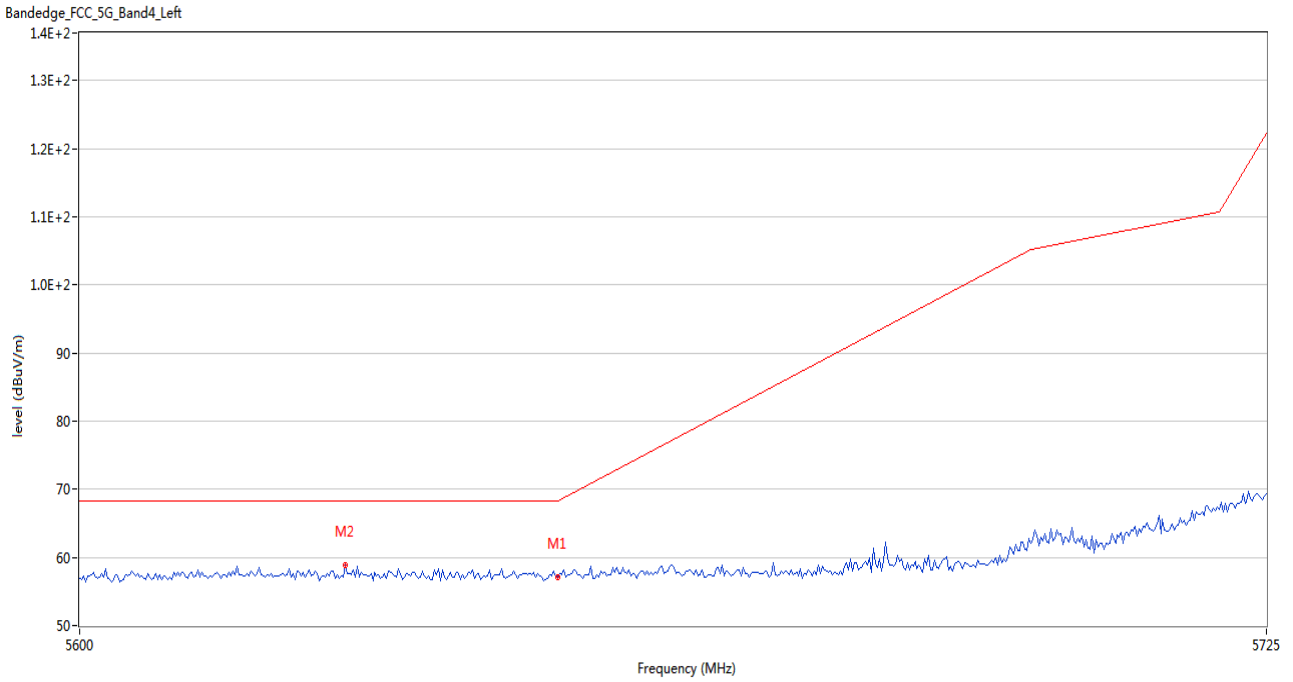
No.	Frequency (MHz)	Results (dBuV/m)	Factor (dB)	Limit (dBuV/m)	Over Limit (dB)	Detector	Table (Degree)	Height (cm)	Antenna	Verdict
1	5650.000	57.21	3.60	68.2	-10.99	Peak	110.00	150	Horizontal	Pass
2	5647.291	59.20	3.45	68.2	-9.00	Peak	171.00	150	Horizontal	Pass

U-NII-3 11a CH165



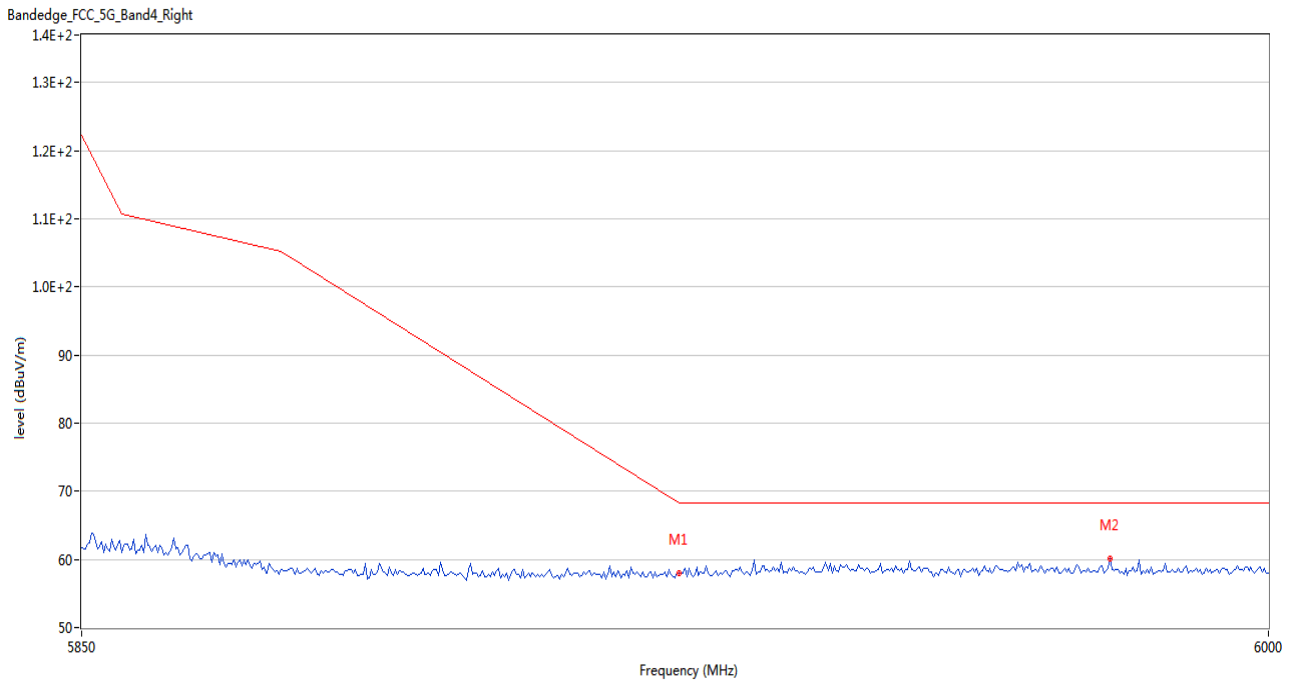
No.	Frequency (MHz)	Results (dBuV/m)	Factor (dB)	Limit (dBuV/m)	Over Limit (dB)	Detector	Table (Degree)	Height (cm)	Antenna	Verdict
1	5925.000	58.59	3.43	68.2	-9.61	Peak	247.00	150	Horizontal	Pass
2	5934.750	59.90	4.06	68.2	-8.30	Peak	263.00	150	Horizontal	Pass

U-NII-3 11n20 CH149



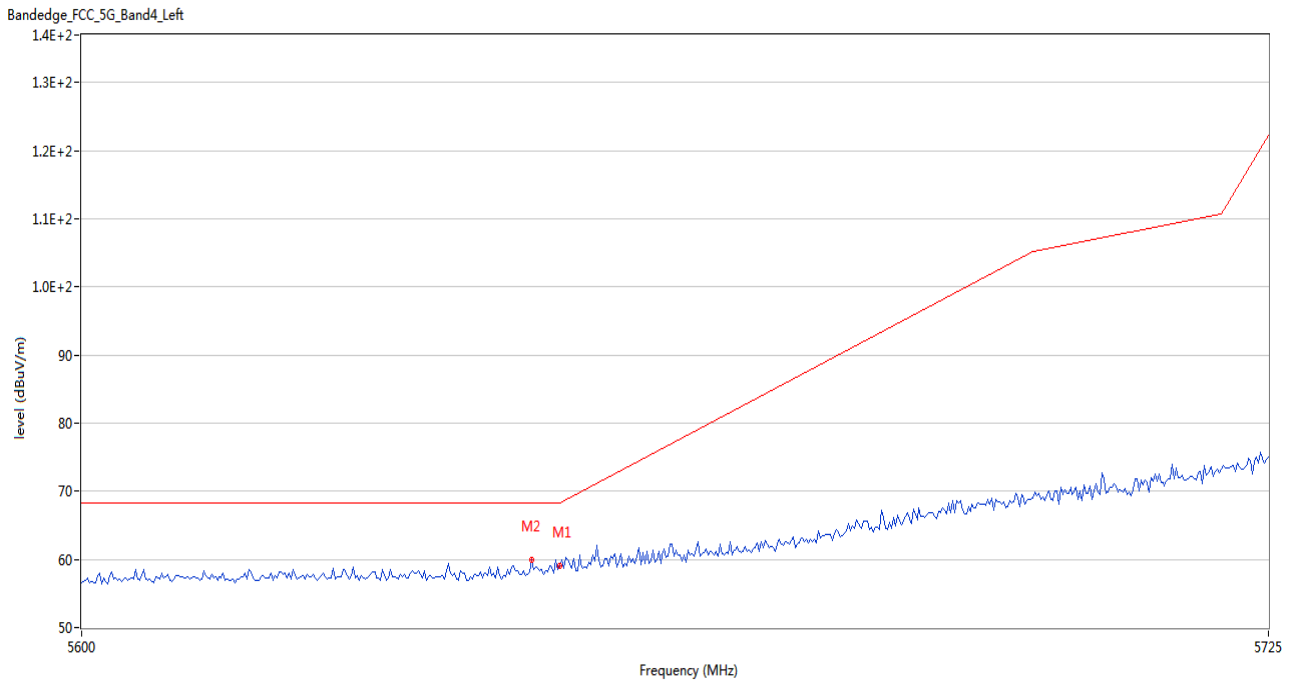
No.	Frequency (MHz)	Results (dBuV/m)	Factor (dB)	Limit (dBuV/m)	Over Limit (dB)	Detector	Table (Degree)	Height (cm)	Antenna	Verdict
1	5650.000	57.07	3.60	68.2	-11.13	Peak	360.00	150	Horizontal	Pass
2	5627.708	58.83	3.41	68.2	-9.37	Peak	177.00	150	Horizontal	Pass

U-NII-3 11n20 CH165



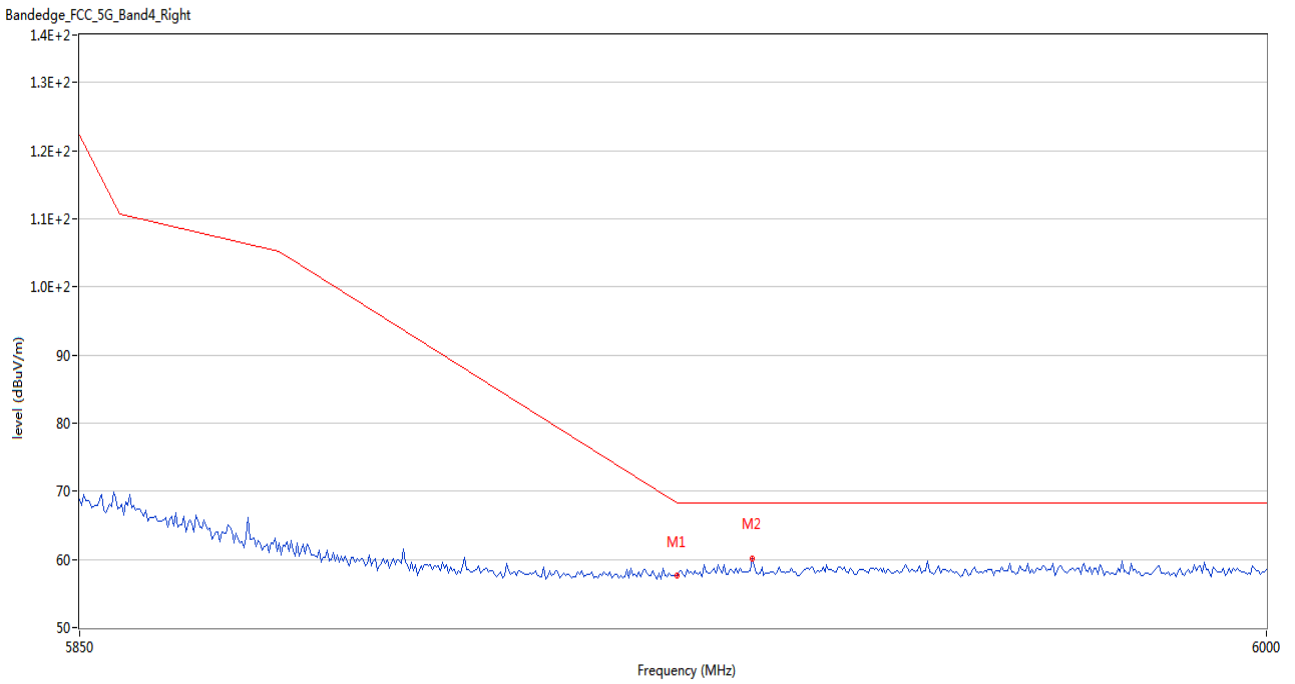
No.	Frequency (MHz)	Results (dBuV/m)	Factor (dB)	Limit (dBuV/m)	Over Limit (dB)	Detector	Table (Degree)	Height (cm)	Antenna	Verdict
1	5925.000	58.02	3.43	68.2	-10.18	Peak	96.00	150	Horizontal	Pass
2	5979.750	60.07	4.44	68.2	-8.13	Peak	230.00	150	Horizontal	Pass

U-NII-3 11n40 CH151



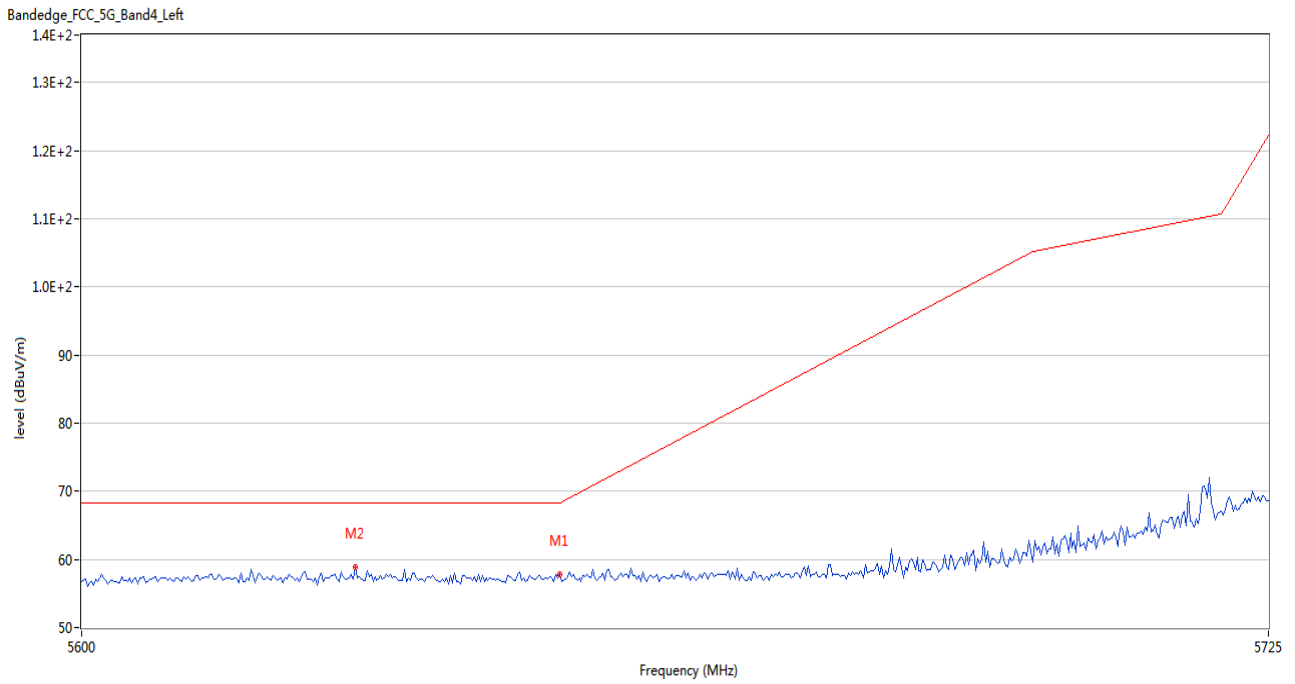
No.	Frequency (MHz)	Results (dBuV/m)	Factor (dB)	Limit (dBuV/m)	Over Limit (dB)	Detector	Table (Degree)	Height (cm)	Antenna	Verdict
1	5650.000	58.97	3.60	68.2	-9.23	Peak	102.00	150	Horizontal	Pass
2	5647.084	59.92	3.47	68.2	-8.28	Peak	102.00	150	Horizontal	Pass

U-NII-3 11n40 CH159



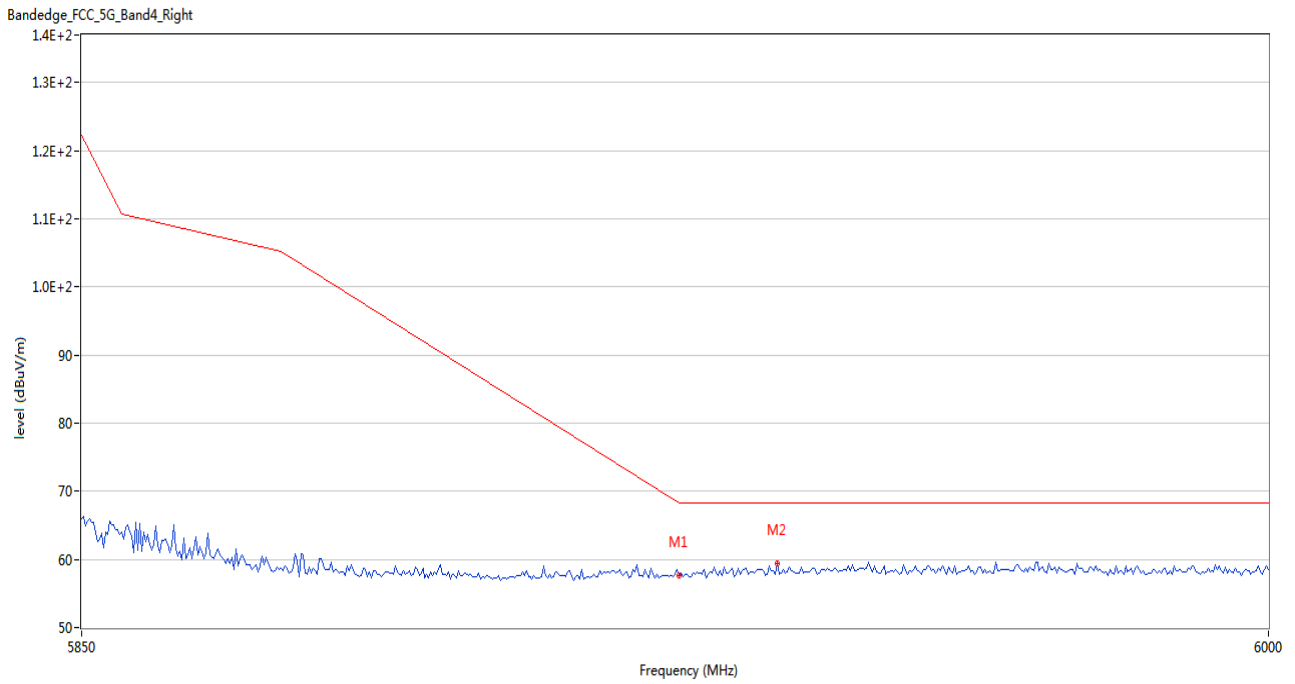
No.	Frequency (MHz)	Results (dBuV/m)	Factor (dB)	Limit (dBuV/m)	Over Limit (dB)	Detector	Table (Degree)	Height (cm)	Antenna	Verdict
1	5925.000	57.59	3.43	68.2	-10.61	Peak	353.00	150	Horizontal	Pass
2	5934.500	60.20	4.04	68.2	-8.00	Peak	262.00	150	Horizontal	Pass

U-NII-3 11ac20 CH149



No.	Frequency (MHz)	Results (dBuV/m)	Factor (dB)	Limit (dBuV/m)	Over Limit (dB)	Detector	Table (Degree)	Height (cm)	Antenna	Verdict
1	5650.000	57.76	3.60	68.2	-10.44	Peak	142.00	150	Horizontal	Pass
2	5628.541	58.90	3.43	68.2	-9.30	Peak	150.00	150	Horizontal	Pass

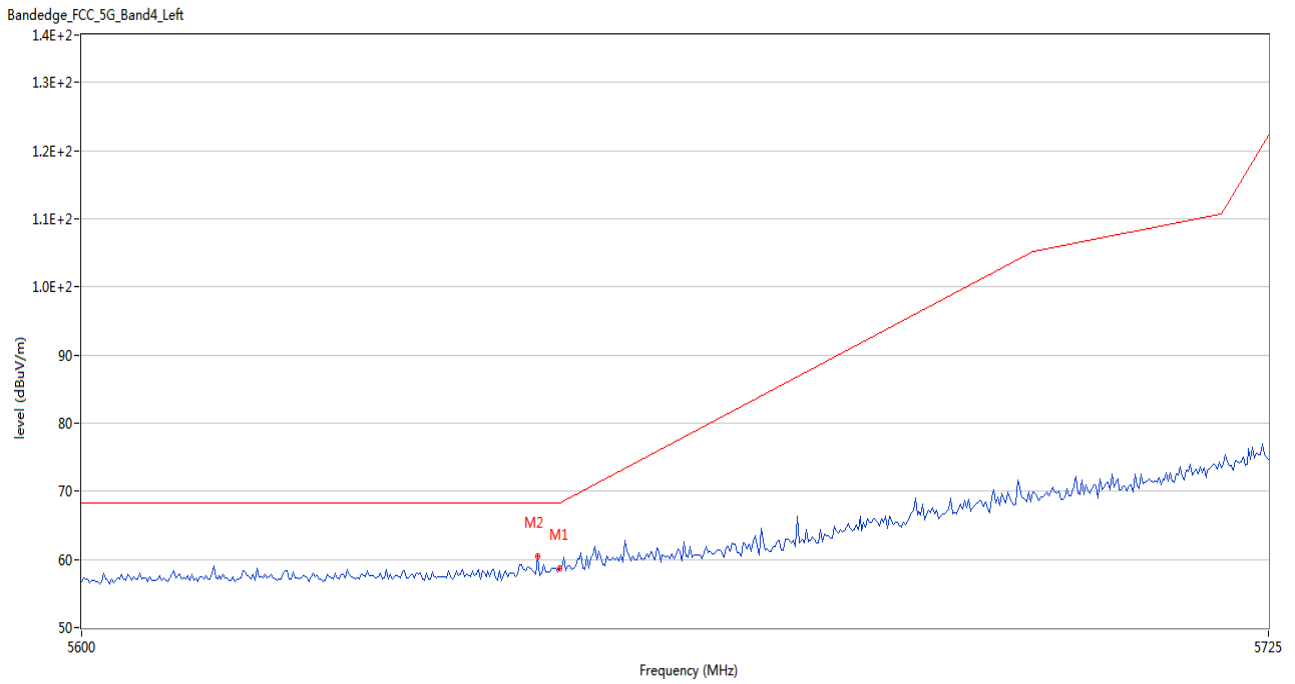
U-NII-3 11ac20 CH165



No.	Frequency (MHz)	Results (dBuV/m)	Factor (dB)	Limit (dBuV/m)	Over Limit (dB)	Detector	Table (Degree)	Height (cm)	Antenna	Verdict
1	5925.000	57.67	3.43	68.2	-10.53	Peak	0.00	150	Horizontal	Pass
2	5937.500	59.45	4.03	68.2	-8.75	Peak	117.00	150	Horizontal	Pass

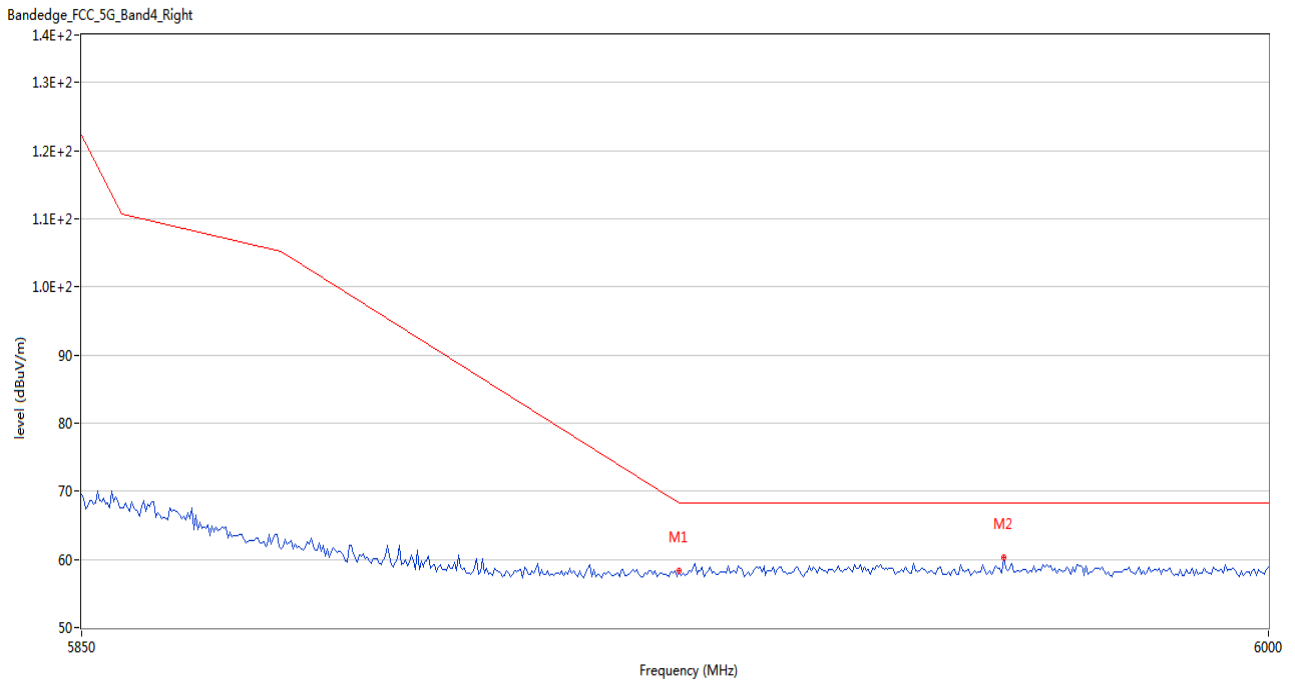


U-NII-3 11ac40 CH151



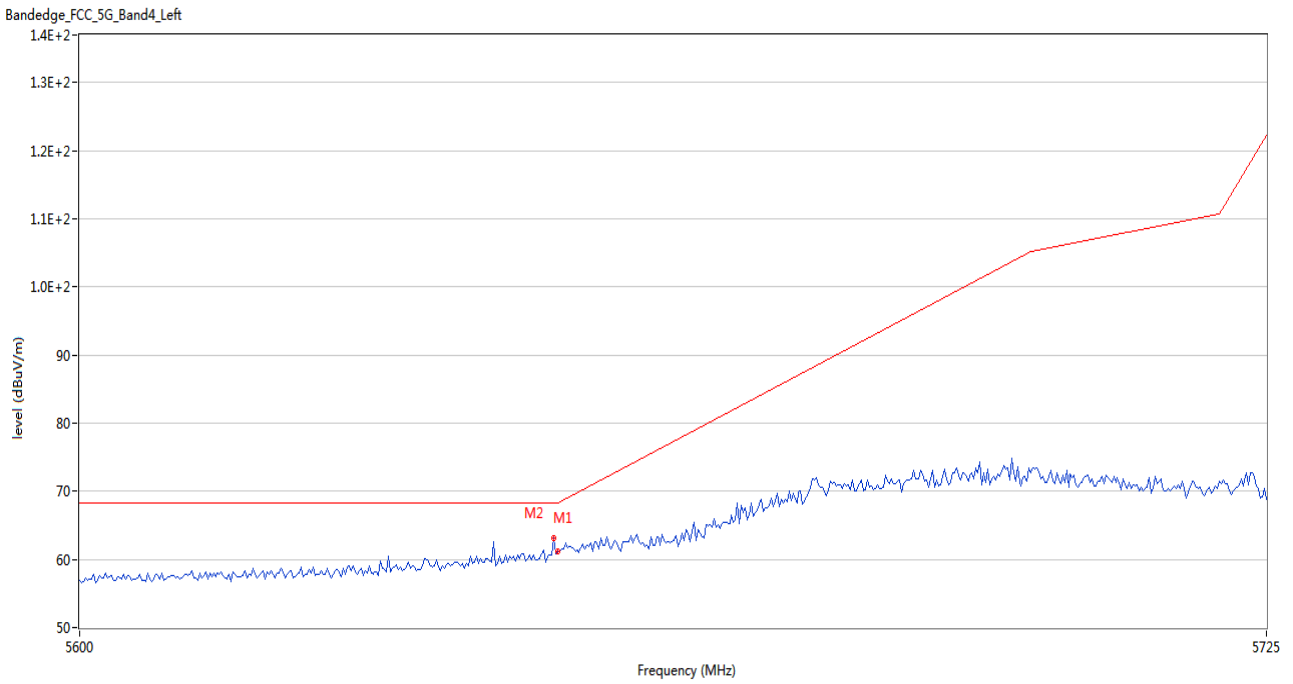
No.	Frequency (MHz)	Results (dBuV/m)	Factor (dB)	Limit (dBuV/m)	Over Limit (dB)	Detector	Table (Degree)	Height (cm)	Antenna	Verdict
1	5650.000	58.65	3.60	68.2	-9.55	Peak	120.00	150	Horizontal	Pass
2	5647.709	60.50	3.42	68.2	-7.70	Peak	151.00	150	Horizontal	Pass

U-NII-3 11ac40 CH159



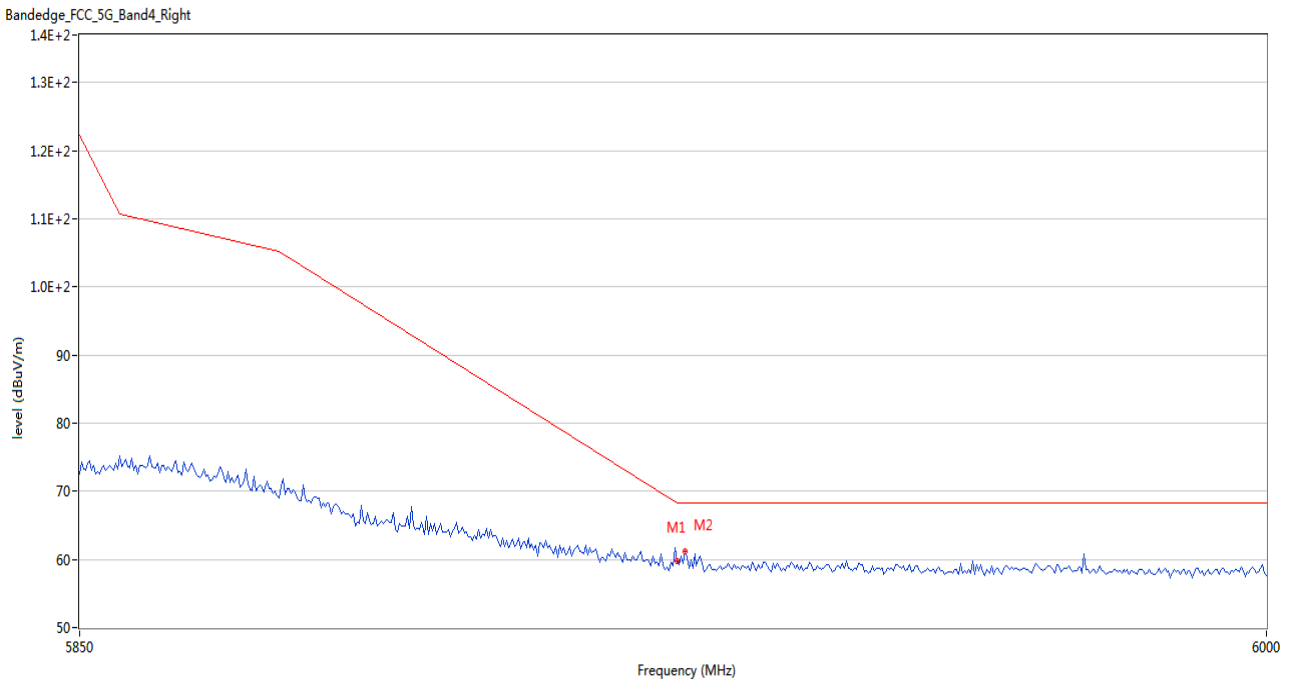
No.	Frequency (MHz)	Results (dBuV/m)	Factor (dB)	Limit (dBuV/m)	Over Limit (dB)	Detector	Table (Degree)	Height (cm)	Antenna	Verdict
1	5925.000	58.28	3.43	68.2	-9.92	Peak	7.00	150	Horizontal	Pass
2	5966.250	60.21	4.88	68.2	-7.99	Peak	85.00	150	Horizontal	Pass

U-NII-3 11ac80 CH155



No.	Frequency (MHz)	Results (dBuV/m)	Factor (dB)	Limit (dBuV/m)	Over Limit (dB)	Detector	Table (Degree)	Height (cm)	Antenna	Verdict
1	5650.000	61.10	3.60	68.2	-7.10	Peak	108.00	150	Horizontal	Pass
2	5649.584	63.16	3.54	68.2	-5.04	Peak	123.00	150	Horizontal	Pass

U-NII-3 11ac80 CH155



No.	Frequency (MHz)	Results (dBuV/m)	Factor (dB)	Limit (dBuV/m)	Over Limit (dB)	Detector	Table (Degree)	Height (cm)	Antenna	Verdict
1	5925.000	59.78	3.43	68.2	-8.42	Peak	138.00	150	Horizontal	Pass
2	5926.000	61.19	3.51	68.2	-7.01	Peak	130.00	150	Horizontal	Pass

## **ANNEX B TEST SETUP PHOTOS**

Please refer the document "BL-SZ21B0287-AR.PDF".

## **ANNEX C EUT EXTERNAL PHOTOS**

Please refer the document "BL-SZ21B0287-AW.PDF".

## **ANNEX D EUT INTERNAL PHOTOS**

Please refer the document "BL-SZ21B0287-AI.PDF".

--END OF REPORT--