

RF TEST REPORT

ISSUED BY
Shenzhen BALUN Technology Co., Ltd.



FOR
Mobile Phone

ISSUED TO
Realme Chongqing Mobile Telecommunications Corp., Ltd.
No.178 Yulong Avenue, Yufengshan, Yubei District, Chongqing, China



Tested by: Zhong Weiqiang
Zhong Weiqiang
Date Feb. 15, 2022

Approved by: Wei Yanquan
Wei Yanquan
(Chief Engineer)
Date Feb. 15, 2022

Report No.: BL-SZ21B0287-501
EUT Name: Mobile Phone
Model Name: RMX3472
Brand Name: realme
Test Standard: 47 CFR Part 2
(refer section 3.1)

FCC ID: 2AUYFRMX3472
Test Conclusion: Pass
Test Date: Nov. 08, 2021 ~ Jan. 11, 2022
Date of Issue: Feb. 15, 2022

NOTE: This test report of test results only related to testing samples, which can be duplicated completely for the legal use with the approval of the applicant; it shall not be reproduced except in full, without the written approval of Shenzhen BALUN Technology Co., Ltd. Any objections should be raised within thirty days from the date of issue. To validate the report, please contact us.

Revision History

<u>Version</u>	<u>Issue Date</u>	<u>Revisions Content</u>
<u>Rev. 01</u>	<u>Feb. 15, 2022</u>	<u>Initial Issue</u>

TABLE OF CONTENTS

1	ADMINISTRATIVE DATA (GENERAL INFORMATION).....	4
1.1	Identification of the Testing Laboratory.....	4
1.2	Identification of the Responsible Testing Location.....	4
1.3	Laboratory Condition.....	4
1.4	Announce.....	4
2	PRODUCT INFORMATION.....	5
2.1	Applicant Information.....	5
2.2	Manufacturer Information.....	5
2.3	Factory Information.....	5
2.4	General Description for Equipment under Test (EUT).....	5
2.5	Technical Information.....	6
3	SUMMARY OF TEST RESULTS.....	11
3.1	Test Standards.....	11
3.2	Test Verdict.....	12
4	GENERAL TEST CONFIGURATIONS.....	13
4.1	Test Environments.....	13
4.2	Test Equipment List.....	13
4.3	Test Configurations.....	15
4.4	Test Setup.....	26
5	TEST ITEMS.....	29
5.1	Transmitter Radiated Power (EIRP/ERP).....	29
5.2	Peak to Average Ratio.....	32
5.3	Occupied Bandwidth.....	34
5.4	Frequency Stability.....	36
5.5	Spurious Emission at Antenna Terminals.....	38
5.6	Band Edge.....	42
5.7	Field Strength of Spurious Radiation.....	46

ANNEX A TEST RESULTS..... 51

A.1 Transmitter Radiated Power (EIRP/ERP)..... 51

A.2 Peak to Average Ratio..... 148

A.3 Occupied Bandwidth..... 159

A.4 Frequency Stability..... 181

A.5 Spurious Emission at Antenna Terminals.....218

A.6 Band Edge..... 241

A.7 Field Strength of Spurious Radiation.....274

ANNEX B TEST SETUP PHOTOS.....284

ANNEX C EUT EXTERNAL PHOTOS..... 284

ANNEX D EUT INTERNAL PHOTOS.....284

1 ADMINISTRATIVE DATA (GENERAL INFORMATION)

1.1 Identification of the Testing Laboratory

Company Name	Shenzhen BALUN Technology Co., Ltd.
Address	Block B, 1st FL, Baisha Science and Technology Park, Shahe Xi Road, Nanshan District, Shenzhen, Guangdong Province, P. R. China.
Phone Number	+86 755 6685 0100

1.2 Identification of the Responsible Testing Location

Test Location	Shenzhen BALUN Technology Co., Ltd.
Address	Block B, 1st FL, Baisha Science and Technology Park, Shahe Xi Road, Nanshan District, Shenzhen, Guangdong Province, P. R. China.
Accreditation Certificate	The laboratory is a testing organization accredited by FCC as a accredited testing laboratory. The designation number is CN1196.
Description	All measurement facilities used to collect the measurement data are located at Block B, FL 1, Baisha Science and Technology Park, Shahe Xi Road, Nanshan District, Shenzhen, Guangdong Province, P. R. China 518055

1.3 Laboratory Condition

Ambient Temperature	20 °C to 35 °C
Ambient Relative Humidity	30 % to 60 %
Ambient Pressure	98 kPa to 102 kPa

1.4 Announce

- (1) The test report reference to the report template version v6.2.
- (2) The test report is invalid if not marked with the signatures of the persons responsible for preparing and approving the test report.
- (3) The test report is invalid if there is any evidence and/or falsification.
- (4) The results documented in this report apply only to the tested sample, under the conditions and modes of operation as described herein.
- (5) This document may not be altered or revised in any way unless done so by BALUN and all revisions are duly noted in the revisions section.
- (6) Content of the test report, in part or in full, cannot be used for publicity and/or promotional purposes without prior written approval from the laboratory.
- (7) The laboratory is only responsible for the data released by the laboratory, except for the part provided by the applicant. The applicant is responsible for the impact of the information provided on the validity of the results.

2 PRODUCT INFORMATION

2.1 Applicant Information

Applicant	Realme Chongqing Mobile Telecommunications Corp., Ltd.
Address	No.178 Yulong Avenue, Yufengshan, Yubei District, Chongqing, China

2.2 Manufacturer Information

Manufacturer	Realme Chongqing Mobile Telecommunications Corp., Ltd.
Address	No.178 Yulong Avenue, Yufengshan, Yubei District, Chongqing, China

2.3 Factory Information

Factory	N/A
Address	N/A

2.4 General Description for Equipment under Test (EUT)

EUT Name	Mobile Phone
Model Name Under Test	RMX3472
Series Model Name	N/A
Description of Model name differentiation	N/A
Hardware Version	11
Software Version	realme UI V3.0
Dimensions (Approx.)	164.3*75.6*8.5mm
Weight (Approx.)	192g (with battery)

2.5 Technical Information

Note: The information provided by the applicant, except for The Max RF Output Power (EIRP/ERP).

<p>All Network and Wireless connectivity for EUT</p>	<p>2G Network GSM/GPRS/EDGE 850/1900 MHz 3G Network WCDMA/HSDPA/HSUPA Band 2/4/5 4G Network FDD LTE Band 2/4/5/7/12/13/17/26/66 TDD LTE Band 38/41 LTE CA Uplink (UL): CA_7C, CA_38C, CA_41C 5G Network SA: NR n5/n7/n38/n41/n66 NSA: DC_2A_n7A, DC_5A_n7A, DC_5A_n66A, DC_7A_n5A, DC_7A_n66A, DC_12A_n66A, DC_26A_n41A, DC_66A_n5A, DC_66A_n7A Bluetooth (BR+EDR+BLE) 2.4G WIFI 802.11b, 802.11g, 802.11n(HT20/40) 5G WIFI 802.11a, 802.11n(HT20/40), 802.11ac(VHT20/40/80) U-NII-1/2A/2C/3, NFC, GPS, GLONASS, BDS, Galileo</p>
<p>About the Product</p>	<p>The equipment is Mobile Phone, intended for used with information technology equipment.</p>
<p>Note 1: The EUT is a Mobile Phone, supporting dual SIM card slots under the same transceiver. Both SIM card slots support GSM, WCDMA, LTE and NR. And both SIM card slots share the same transceiver, so only SIM1 is tested in this report.</p>	

The requirement for the following technical information of the EUT was tested in this report:

Operating Bands	GSM/GPRS/EGPRS 850/1900 MHz WCDMA/HSDPA/HSUPA Band 2/4/5 FDD LTE Band 2/4/5/7/12/13/17/26/66 TDD LTE Band 38/41 CA_7C, CA_38C, CA_41C SA: n5/n7/n38/n41/n66 NSA(EN-DC): DC_2A_n7A, DC_5A_n7A, DC_5A_n66A, DC_7A_n5A, DC_7A_n66A, DC_12A_n66A, DC_26A_n41A, DC_66A_n5A, DC_66A_n7A	
Modulation Type	GSM/GPRS	GMSK
	EGPRS	8PSK
	WCDMA	QPSK
	HSDPA	QPSK
	/HSUPA	16QAM
	LTE	QPSK
		16QAM
TX Frequency Range	NR	CP-OFDM: QPSK / 16QAM / 64QAM / 256QAM
		DFT-s-OFDM: Pi/2 BPSK / QPSK / 16QAM / 64QAM / 256QAM
Rx Frequency Range	GSM/GPRS/EGPRS 850: 824 MHz ~ 849 MHz	
	GSM/GPRS/EGPRS 1900: 1850 MHz ~ 1910 MHz	
	WCDMA/HSDPA/HSUPA Band 2: 1850 MHz ~ 1910 MHz	
	WCDMA/HSDPA/HSUPA Band 4: 1710 MHz ~ 1755 MHz	
	WCDMA/HSDPA/HSUPA Band 5: 824 MHz ~ 849 MHz	

	<p>FDD LTE Band 2: 1930 MHz ~ 1990 MHz FDD LTE Band 4: 2110 MHz ~ 2155 MHz FDD LTE Band 5: 869 MHz ~ 894 MHz FDD LTE Band 7: 2620 MHz ~ 2690 MHz FDD LTE Band 12: 729 MHz ~ 746 MHz FDD LTE Band 13: 746 MHz ~ 756 MHz FDD LTE Band 17: 734 MHz ~ 746 MHz FDD LTE Band 26: 859 MHz ~ 894 MHz TDD LTE Band 38: 2570 MHz ~ 2620 MHz TDD LTE Band 41: 2496 MHz ~ 2690 MHz FDD LTE Band 66: 2110 MHz ~ 2180 MHz FDD NR Band n5: 869 MHz ~ 894MHz FDD NR Band n7: 2620 MHz ~ 2690MHz TDD NR Band n38: 2570 MHz ~ 2620 MHz TDD NR Band n41: 2496 MHz ~ 2690MHz FDD NR Band n66: 2110 MHz ~ 2180MHz</p>
<p>SCS and Channel Bandwidths</p>	<p>SA: n5_SCS 15kHz: 5MHz, 10MHz, 15MHz, 20MHz n7_SCS 15kHz: 5MHz, 10MHz, 15MHz, 20MHz n38_SCS 30kHz: 20MHz, 30MHz, 40MHz n41_SCS 30kHz: 20MHz, 30MHz, 40MHz, 50MHz, 60MHz, 80MHz, 90MHz, 100MHz n66_SCS 15kHz: 5MHz, 10MHz, 15MHz, 20MHz NSA: n5_SCS 15kHz: 5MHz, 10MHz, 15MHz, 20MHz n7_SCS 15kHz: 5MHz, 10MHz, 15MHz, 20MHz n38_SCS 30kHz: 20MHz, 30MHz, 40MHz n41_SCS 30kHz: 20MHz, 30MHz, 40MHz, 50MHz, 60MHz, 80MHz, 90MHz, 100MHz n66_SCS 15kHz: 5MHz, 10MHz, 15MHz, 20MHz, 30MHz</p>
<p>Power Class</p>	<p>GSM/GPRS 850: 4 GSM/GPRS 1900: 1 EGPRS 850/1900: E2 WCDMA/HSDPA/HSUPA Band 2: 3 WCDMA/HSDPA/HSUPA Band 4: 3 WCDMA/HSDPA/HSUPA Band 5: 3 FDD LTE Band 2: 3 FDD LTE Band 4: 3 FDD LTE Band 5: 3 FDD LTE Band 7: 3 FDD LTE Band 12: 3 FDD LTE Band 13: 3 FDD LTE Band 17: 3 FDD LTE Band 26: 3 TDD LTE Band 38: 3 TDD LTE Band 41: 3 FDD LTE Band 66: 3</p>

	FDD NR Band n5: 3 FDD NR Band n7: 3 TDD NR Band n38: 3 TDD NR Band n41: 3 FDD NR Band n66: 3
Multislot Class	GPRS/EGPRS: 12
Antenna Type	PIFA Antenna
Antenna Gain	GSM/GPRS/EGPRS 850: -5.9 dBi(Top Side), -6.3 dBi(Bottom Side) GSM/GPRS/EGPRS 1900: -2.5 dBi(Top Side), -2.3 dBi(Bottom Side) WCDMA/HSDPA/HSUPA Band 2: -2.5 dBi(Top Side), -2.3 dBi(Bottom Side) WCDMA/HSDPA/HSUPA Band 4: -3.5 dBi(Top Side), -3 dBi(Bottom Side) WCDMA/HSDPA/HSUPA Band 5: -5.9 dBi(Top Side), -6.3 dBi(Bottom Side) FDD LTE Band 2: -2.5 dBi(Top Side), -2.3 dBi(Bottom Side) FDD LTE Band 4: -3.5 dBi(Top Side), -2.3 dBi(Bottom Side) FDD LTE Band 5: -5.9 dBi(Top Side), -6.3 dBi(Bottom Side) FDD LTE Band 7: -0.1 dBi(Top Side), -2.4 dBi(Bottom Side) FDD LTE Band 12: -7 dBi(Top Side), -6.8 dBi(Bottom Side) FDD LTE Band 13: -7 dBi(Top Side), -6.8 dBi(Bottom Side) FDD LTE Band 17: -7 dBi(Top Side), -6.8 dBi(Bottom Side) FDD LTE Band 26: -5.9 dBi(Top Side), -6.3 dBi(Bottom Side) TDD LTE Band 38: -0.2 dBi(Top Side), -3.1 dBi(Bottom Side) TDD LTE Band 41: -0.6 dBi(Top Side), -3.1 dBi(Bottom Side) FDD LTE Band 66: -3.5 dBi(Top Side), -2.3 dBi(Bottom Side) FDD NR Band n5: -5.9 dBi(Top Side), -6.3 dBi(Bottom Side) FDD NR Band n7: -0.1 dBi(Top Side), -2.4 dBi(Bottom Side) TDD NR Band n38: -0.2 dBi(Top Side), -3.1 dBi(Bottom Side) TDD NR Band n41: -0.6 dBi(Top Side), -3.1 dBi(Bottom Side) FDD NR Band n66: -3.5 dBi(Top Side), -2.3 dBi(Bottom Side)
The Max RF Output Power (EIRP/ERP)	GSM/GPRS/EGPRS 850: 25.21 dBm GSM/GPRS/EGPRS 1900: 28.69 dBm WCDMA/HSDPA/HSUPA Band 2: 20.89 dBm WCDMA/HSDPA/HSUPA Band 4: 21.00 dBm WCDMA/HSDPA/HSUPA Band 5: 15.60 dBm FDD LTE Band 2: 20.97 dBm FDD LTE Band 4: 20.44 dBm FDD LTE Band 5: 15.71 dBm FDD LTE Band 7: 23.57 dBm FDD LTE Band 12: 14.54 dBm FDD LTE Band 13: 14.96 dBm FDD LTE Band 17: 14.34 dBm FDD LTE Band 26 (part22): 15.45 dBm FDD LTE Band 26 (part90): 15.61 dBm TDD LTE Band 38: 23.70 dBm TDD LTE Band 41: 23.39 dBm

	FDD LTE Band 66: 21.61 dBm
	CA_7C: 23.61 dBm
	CA_38C: 23.57 dBm
	CA_41C: 24.38 dBm
	FDD NR Band n5: 15.12 dBm
	FDD NR Band n7: 23.01 dBm
	TDD NR Band n38: 22.69 dBm
	TDD NR Band n41: 22.47 dBm
	FDD NR Band n66: 21.4 dBm
	FDD NR DC_2A_n7A: 22.55 dBm
	FDD NR DC_5A_n7A: 22.14 dBm
	FDD NR DC_5A_n66A: 20.48 dBm
	FDD NR DC_7A_n5A: 15.38 dBm
	FDD NR DC_7A_n66A: 20.49 dBm
	FDD NR DC_12A_n66A: 20.49 dBm
	TDD NR DC_26A_n41A: 21.97 dBm
	FDD NR DC_66A_n5A: 15.52 dBm
	FDD NR DC_66A_n7A: 22.15 dBm

Note 1: The EUT information are declared by manufacturer. For more detailed features description, please refer to the manufacturer's specifications or user's manual.

Note 2: There are multiple antennas for WWAN to transceiving, which can be switched but can't transmit simultaneously. Details please refer to internal photos.

3 SUMMARY OF TEST RESULTS

3.1 Test Standards

No.	Identity	Document Title
1	47 CFR Part 2	Frequency Allocations and Radio Treaty Matters; General Rules and Regulations
2	47 CFR Part 22 Subpart H	Cellular Radiotelephone Service
3	47 CFR Part 24 Subpart E	Broadband PCS
4	47 CFR Part 27	Miscellaneous Wireless Communications Services
5	47 CFR Part 90 Subpart S	Regulations Governing Licensing and Use of Frequencies in the 806-824, 851-869, 896-901, and 935-940 MHz Bands
6	ANSI/TIA-603-E-2016	Land Mobile FM or PM Communications Equipment Measurement and Performance Standards
7	KDB 971168 D01 v03	Measurement Guidance for Certification of Licensed Digital Transmitters

3.2 Test Verdict

No.	Test Description	FCC Part No.	Test Result	Test Verdict
1	Conducted RF Output Power	2.1046	Reporting only (ANNEX A.1)	Pass
2	Effective (Isotropic) Radiated Power	2.1046 22.913 24.232 27.50 90.635(b) 90.542(a)	ANNEX A.1	Pass
3	Peak to Average Ratio	2.1046 24.232(d) 27.50(d)	ANNEX A.2	Pass
4	Occupied Bandwidth	2.1049 22.917 24.238 27.53 90.209	ANNEX A.3	Pass
5	Frequency Stability	2.1055 22.355 24.235 27.54 90.213	ANNEX A.4	Pass
6	Spurious Emission at Antenna Terminals	2.1051 22.917 24.238 27.53 90.691 90.543	ANNEX A.5	Pass
7	Band Edge	2.1051 22.917 24.238 27.53 90.691 90.543	ANNEX A.6	Pass
8	Field Strength of Spurious Radiation	2.1053 22.917 24.238 27.53 90.691 90.543	ANNEX A.7	Pass

4 GENERAL TEST CONFIGURATIONS

4.1 Test Environments

During the measurement, the environmental conditions were within the listed ranges:

Test Voltage of the EUT	NV (Normal Voltage)	3.87 V
	LV (Low Voltage)	3.4 V
	HV (High Voltage)	4.45 V
Test Temperature of the EUT	NT (Normal Temperature)	+25 °C
	LT (Low Temperature)	-30 °C
	HT (High Temperature)	+50 °C

4.2 Test Equipment List

Description	Manufacturer	Model	Serial No.	Software /Firmware Version	Cal. Date	Cal. Due
Conducted Test System						
Test Software 1	R&S	CMUgo	N/A	V2.0.1	N/A	N/A
Test Software 2	R&S	CMWRun	N/A	V1.9.8	N/A	N/A
Test Software 3	BALUN	BL410R	N/A	V2.1.1.48 8	N/A	N/A
Universal Radio Communication Tester	R&S	CMU 200	119280	V5.13	2021.01.14	2022.01.13
Wideband Radio Communication Tester	R&S	CMW 500	127794	V3.5.137	2021.06.01	2022.05.31
Wideband Radio Communication Tester	R&S	CMW 500	120598	V3.5.137	2021.01.14	2022.01.13
Spectrum Analyzer	R&S	FSV-40	101544	2.30.SP4	2021.06.01	2022.05.31
Spectrum Analyzer	Agilent	E4440A	MY45304434	A.11.21	2021.09.08	2022.09.07
Spectrum Analyzer	Agilent	E4440A	MY46181663	A.11.21	2021.10.11	2022.10.10
Temperature Chamber	AHK	SP20	1412	N/A	2021.06.04	2022.06.03
DC Power Supply	ITECH	IT6863A	8000140207 57120008	N/A	2021.09.12	2022.09.11
Power Sensor	Agilent	E9304A H18	MY41497164	N/A	2021.09.08	2022.09.07
Power Splitter	KMW	DCPD-LD C	1305003215	N/A	N/A	N/A
Attenuator (20 dB)	KMW	ZA-S1-201	110617091	N/A	N/A	N/A

Description	Manufacturer	Model	Serial No.	Software /Firmware Version	Cal. Date	Cal. Due
Attenuator (6 dB)	KMW	ZA-S1-61	1305003189	N/A	N/A	N/A
Radio Communication Test Station	Anritsu	MT8821C	6201588572	N/A	2021.07.06	2022.07.05
Radio Communication Test Station	Anritsu	MT8000A	6261940329	N/A	2021.03.16	2022.03.15
5G Wireless Test Platform	Keysight	E7515B UXM	MY59321617	N/A	2021.10.11	2022.10.10
5G Wireless Test Platform	Starpoint	SP9500-C TS	19220	N/A	2021.10.11	2022.10.10
Wideband Radio Communication Tester	R&S	CMW 500	168792	V3.5.137	2021.04.01	2022.03.31
Radiated Test System						
Test Software	BALUN	BL410_E	N/A	V19.918	N/A	N/A
Test Antenna-Bi-Log(30 MHz-3 GHz)	Schwarzbeck	VULB 9163	9163-624	N/A	2019.07.02	2022.07.01
Test Antenna-Horn(1-18 GHz)	Schwarzbeck	BBHA 9120D	9120D-1917	N/A	2019.07.02	2022.07.01
Test Antenna-Horn(18-40 GHz)	A-INFO	LB-180400 KF	J211060273	N/A	2021.01.04	2023.01.03
Anechoic Chamber	YIHENG	9m*6m*6m	#3	N/A	2018.07.18	2022.07.17
EMI Receiver	KEYSIGHT	N9038A	MY53220118	A.14.16	2021.09.13	2022.09.12
Wideband Radio Communication Tester	R&S	CMW 500	127794	V3.2.73	2021.06.01	2022.05.31
5G Wireless Test Platform	Keysight	E7515B UXM	MY59321617	N/A	2021.10.11	2022.10.10
5G Wireless Test Platform	Starpoint	SP9500-C TS	19220	N/A	2021.10.11	2022.10.10

4.3 Test Configurations

Test Items	Test Mode	Test Channel		
		LCH	MCH	HCH
Effective (Isotropic) Radiated Power	GSM 850	v	v	v
	GSM 1900	v	v	v
	GPRS 850	v	v	v
	GPRS 1900	v	v	v
	EGPRS 850	v	v	v
	EGPRS 1900	v	v	v
	WCDMA Band 2	v	v	v
	WCDMA Band 4	v	v	v
	WCDMA Band 5	v	v	v
	HSDPA Band 2	v	v	v
	HSDPA Band 4	v	v	v
	HSDPA Band 5	v	v	v
	HSUPA Band 2	v	v	v
	HSUPA Band 4	v	v	v
	HSUPA Band 5	v	v	v
Peak to Average Ratio	WCDMA Band 2	v	v	v
	WCDMA Band 4	v	v	v
	WCDMA Band 5	v	v	v
Occupied Bandwidth	GSM 850	v	v	v
	GSM 1900	v	v	v
	EGPRS 850	v	v	v
	EGPRS 1900	v	v	v
	WCDMA Band 2	v	v	v
	WCDMA Band 4	v	v	v
	WCDMA Band 5	v	v	v
Frequency Stability	GSM 850	v	v	v
	GSM 1900	v	v	v
	GPRS 850	v	v	v
	GPRS 1900	v	v	v
	EGPRS 850	v	v	v
	EGPRS 1900	v	v	v
	WCDMA Band 2	v	v	v
	WCDMA Band 4	v	v	v
	WCDMA Band 5	v	v	v
Spurious Emission at Antenna Terminals	GSM 850	v	v	v
	GSM 1900	v	v	v
	EGPRS 850	v	v	v
	EGPRS 1900	v	v	v
	WCDMA Band 2	v	v	v
	WCDMA Band 4	v	v	v
	WCDMA Band 5	v	v	v
Band Edge	GSM 850	v	--	v

Test Items	Test Mode	Test Channel		
		LCH	MCH	HCH
	GSM 1900	v	--	v
	EGPRS 850	v	--	v
	EGPRS 1900	v	--	v
	WCDMA Band 2	v	--	v
	WCDMA Band 4	v	--	v
	WCDMA Band 5	v	--	v
Field Strength of Spurious Radiation	GSM 850	v	v	v
	GSM 1900	v	v	v
	EGPRS 850	v	v	v
	EGPRS 1900	v	v	v
	WCDMA Band 2	v	v	v
	WCDMA Band 4	v	v	v
	WCDMA Band 5	v	v	v

Note 1: The mark "v" means that this configuration is chosen for testing.

Test Mode	UL Channel	UL Channel No.	UL Frequency (MHz)
GSM/GPRS/EGPRS 850	Low Channel	128	824.2
	Middle Channel	190	836.6
	High Channel	251	848.8
GSM/GPRS/EGPRS 1900	Low Channel	512	1850.2
	Middle Channel	661	1880.0
	High Channel	810	1909.8
WCDMA Band 2	Low Channel	9262	1852.4
	Middle Channel	9400	1880.0
	High Channel	9538	1907.6
WCDMA Band 4	Low Channel	1312	1712.4
	Middle Channel	1412	1732.4
	High Channel	1513	1752.6
WCDMA Band 5	Low Channel	4132	826.4
	Middle Channel	4182	836.4
	High Channel	4233	846.6

LTE Band	Bandwidth (MHz)						Modulation Type		RB#			Test Channel		
	1.4	3	5	10	15	20	QPSK	16-QAM	1	Half	Full	LCH	MCH	HCH
Effective (Isotropic) Radiated Power														
2	v	v	v	v	v	v	v	v	v	v	v	v	v	v
4	v	v	v	v	v	v	v	v	v	v	v	v	v	v
5	v	v	v	v	n	n	v	v	v	v	v	v	v	v
7	n	n	v	v	v	v	v	v	v	v	v	v	v	v
12	v	v	v	v	n	n	v	v	v	v	v	v	v	v
13	n	n	v	v	n	n	v	v	v	v	v	v	v	v
17	n	n	v	v	n	n	v	v	v	v	v	v	v	v
26(Part22)	v	v	v	v	v	n	v	v	v	v	v	v	v	v
26(Part90)	v	v	v	v	--	n	v	v	v	v	v	v	v	v
38	n	n	v	v	v	v	v	v	v	v	v	v	v	v
41	n	n	v	v	v	v	v	v	v	v	v	v	v	v
66	v	v	v	v	v	v	v	v	v	v	v	v	v	v
Peak to Average Ratio														
2	--	--	--	--	--	v	v	v	v	--	v	v	v	v
4	--	--	--	--	--	v	v	v	v	--	v	v	v	v
5	--	--	--	v	n	n	v	v	v	--	v	v	v	v
7	n	n	--	--	--	v	v	v	v	--	v	v	v	v
12	--	--	--	v	n	n	v	v	v	--	v	v	v	v
13	--	--	--	v	n	n	v	v	v	--	v	v	v	v
17	n	n	--	v	n	n	v	v	v	--	v	v	v	v
26(Part22)	--	--	--	--	v	n	v	v	v	--	v	v	v	v
26(Part90)	--	--	--	v	--	n	v	v	v	--	v	--	v	--
38	n	n	--	--	--	v	v	v	v	--	v	v	v	v
41	n	n	--	--	--	v	v	v	v	--	v	v	v	v
66	--	--	--	--	--	v	v	v	v	--	v	v	v	v
Occupied Bandwidth														
2	v	v	v	v	v	v	v	v	--	--	v	v	v	v
4	v	v	v	v	v	v	v	v	--	--	v	v	v	v
5	v	v	v	v	n	n	v	v	--	--	v	v	v	v
7	n	n	v	v	v	v	v	v	--	--	v	v	v	v
12	v	v	v	v	n	n	v	v	--	--	v	v	v	v
13	n	n	v	v	n	n	v	v	--	--	v	v	v	v
17	n	n	v	v	n	n	v	v	--	--	v	v	v	v
26(Part22)	v	v	v	v	v	n	v	v	--	--	v	v	v	v
26(Part90)	v	v	v	v	--	n	v	v	--	--	v	v	v	v
38	n	n	v	v	v	v	v	v	--	--	v	v	v	v
41	n	n	v	v	v	v	v	v	--	--	v	v	v	v
66	v	v	v	v	v	v	v	v	--	--	v	v	v	v
Frequency Stability														
2	--	--	--	v	--	--	v	v	--	--	v	--	v	--
4	--	--	--	v	--	--	v	v	--	--	v	--	v	--
5	--	--	--	v	n	n	v	v	--	--	v	--	v	--

LTE Band	Bandwidth (MHz)						Modulation Type		RB#			Test Channel		
	1.4	3	5	10	15	20	QPSK	16-QAM	1	Half	Full	LCH	MCH	HCH
7	n	n	--	v	--	--	v	v	--	--	v	--	v	--
12	--	--	--	v	n	n	v	v	--	--	v	--	v	--
13	--	--	--	v	n	n	v	v	--	--	v	--	v	--
17	n	n	--	v	n	n	v	v	--	--	v	--	v	--
26(Part22)	--	--	--	v	--	n	v	v	--	--	v	--	v	--
26(Part90)	--	--	--	v	--	n	v	v	--	--	v	--	v	--
38	n	n	--	v	--	--	v	v	--	--	v	--	v	--
41	n	n	--	v	--	--	v	v	--	--	v	--	v	--
66	--	--	--	v	--	--	v	v	--	--	v	--	v	--
Spurious Emission at Antenna Terminals														
2	v	v	v	v	v	v	v	v	v	--	--	v	v	v
4	v	v	v	v	v	v	v	v	v	--	--	v	v	v
5	v	v	v	v	n	n	v	v	v	--	--	v	v	v
7	n	n	v	v	v	v	v	v	v	--	--	v	v	v
12	v	v	v	v	n	n	v	v	v	--	--	v	v	v
13	n	n	v	v	n	n	v	v	v	--	--	v	v	v
17	n	n	v	v	n	n	v	v	v	--	--	v	v	v
26(Part22)	v	v	v	v	v	n	v	v	v	--	--	v	v	v
26(Part90)	v	v	v	v	--	n	v	v	v	--	--	v	v	v
38	n	n	v	v	v	v	v	v	v	--	--	v	v	v
41	n	n	v	v	v	v	v	v	v	--	--	v	v	v
66	v	v	v	v	v	v	v	v	v	--	--	v	v	v
Band Edge														
2	v	v	v	v	v	v	v	v	v	--	v	v	--	v
4	v	v	v	v	v	v	v	v	v	--	v	v	--	v
5	v	v	v	v	n	n	v	v	v	--	v	v	--	v
7	n	n	v	v	v	v	v	v	v	--	v	v	--	v
12	v	v	v	v	n	n	v	v	v	--	v	v	--	v
13	n	n	v	v	n	n	v	v	v	--	v	v	--	v
17	n	n	v	v	n	n	v	v	v	--	v	v	--	v
26(Part22)	v	v	v	v	v	n	v	v	v	--	v	v	--	v
26(Part90)	v	v	v	v	--	n	v	v	v	--	v	v	--	v
38	n	n	v	v	v	v	v	v	v	--	v	v	--	v
41	n	n	v	v	v	v	v	v	v	--	v	v	--	v
66	v	v	v	v	v	v	v	v	v	--	v	v	--	v
Field Strength of Spurious Radiation														
2	v	v	v	v	v	v	v	--	v	--	--	--	v	--
4	v	v	v	v	v	v	v	--	v	--	--	--	v	--
5	v	v	v	v	n	n	v	--	v	--	--	--	v	--
7	n	n	v	v	v	v	v	--	v	--	--	--	v	--
12	v	v	v	v	n	n	v	--	v	--	--	--	v	--
13	n	n	v	v	n	n	v	--	v	--	--	--	v	--
17	n	n	v	v	n	n	v	--	v	--	--	--	v	--

LTE Band	Bandwidth (MHz)						Modulation Type		RB#			Test Channel		
	1.4	3	5	10	15	20	QPSK	16-QAM	1	Half	Full	LCH	MCH	HCH
26(Part22)	v	v	v	v	v	n	v	--	v	--	--	--	v	--
26(Part90)	v	v	v	v	--	n	v	--	v	--	--	--	v	--
38	n	n	v	v	v	v	v	--	v	--	--	--	v	--
41	n	n	v	v	v	v	v	--	v	--	--	--	v	--
66	v	v	v	v	v	v	v	--	v	--	--	--	v	--

Note 1: The mark "v" means that this configuration is chosen for testing.

Note 2: The mark "n" means that this bandwidth is not supported.

Test Mode	UL Channel	Channel Bandwidth (MHz)	UL Channel No.	UL Frequency (MHz)
LTE Band 2	Low Range	1.4	18607	1850.7
		3	18615	1851.5
		5	18625	1852.5
		10	18650	1855
		15	18675	1857.5
		20	18700	1860
	Middle Range	1.4/3/5/10/15/20	18900	1880
	High Range	1.4	19193	1909.3
		3	19185	1908.5
		5	19175	1907.5
		10	19150	1905
		15	19125	1902.5
20		19100	1900	
LTE Band 4	Low Range	1.4	19957	1710.7
		3	19965	1711.5
		5	19975	1712.5
		10	20000	1715
		15	20025	1717.5
		20	20050	1720
	Middle Range	1.4/3/5/10/15/20	20175	1732.5
	High Range	1.4	20393	1754.3
		3	20385	1753.5
		5	20375	1752.5
		10	20350	1750
		15	20325	1747.5
20		20300	1745	
LTE Band 5	Low Range	1.4	20407	824.7
		3	20415	825.5
		5	20425	826.5
		10	20450	829
	Middle Range	1.4/3/5/10	20525	836.5
	High Range	1.4	20643	848.3
		3	20635	847.5

Test Mode	UL Channel	Channel Bandwidth (MHz)	UL Channel No.	UL Frequency (MHz)
		5	20625	846.5
		10	20600	844
LTE Band 7	Low Range	5	20775	2502.5
		10	20800	2505
		15	20825	2507.5
		20	20850	2510
	Middle Range	5/10/15/20	21100	2535
	High Range	5	21425	2567.5
		10	21400	2565
		15	21375	2562.5
20		21350	2560	
LTE Band 12	Low Range	1.4	23017	699.7
		3	23025	700.5
		5	23035	701.5
		10	23060	704
	Middle Range	1.4/3/5/10	23095	707.5
	High Range	1.4	23173	715.3
		3	23165	714.5
		5	23155	713.5
10		23130	711	
LTE Band 13	Low Range	5	23205	779.5
		10	23230	782
	Middle Range	5/10	23230	782
	High Range	5	23255	784.5
10		23230	782	
LTE Band 17	Low Range	5	23755	706.5
		10	23780	709
	Middle Range	5/10	23790	710
	High Range	5	23825	713.5
10		23800	711	
LTE Band 26 (Part22)	Low Range	1.4	26797	824.7
		3	26805	825.5
		5	26815	826.5
		10	26840	829
		15	26865	831.5
	Middle Range	1.4/3/5/10/15	26915	836.5
	High Range	1.4	27033	848.3
		3	27025	847.5
5		27015	846.5	
LTE Band 26 (Part90)	Low Range	10	26990	844
		15	26965	841.5
LTE Band 26 (Part90)	Low Range	1.4	26697	814.7
		3	26705	815.5

Test Mode	UL Channel	Channel Bandwidth (MHz)	UL Channel No.	UL Frequency (MHz)
		5	26715	816.5
		10	---	---
	Middle Range	1.4/3/5/10	26740	819
	High Range	1.4	26783	823.3
		3	26775	822.5
		5	26765	821.5
		10	---	---
LTE Band 38	Low Range	5	37775	2572.5
		10	37800	2575
		15	37825	2577.5
		20	37850	2580
	Middle Range	5/10/15/20	38000	2595
	High Range	5	38225	2617.5
		10	38200	2615
		15	38175	2612.5
		20	38150	2610
	LTE Band 41	Low Range	5	39675
10			39700	2501
15			39725	2503.5
20			39750	2506
Middle Range		5/10/15/20	40620	2593
High Range		5	41565	2687.5
		10	41540	2685
		15	41515	2682.5
		20	41490	2680
LTE Band 66		Low Range	1.4	131979
	3		131987	1711.5
	5		131997	1712.5
	10		132022	1715
	15		132047	1717.5
	20		132072	1720
	Middle Range	1.4/3/5/10/15/20	132322	1745
	High Range	1.4	132665	1779.3
		3	132657	1778.5
		5	132647	1777.5
		10	132622	1775
		15	132597	1772.5
		20	132572	1770

Test frequencies for CA_7C											
Range	CC-Combo / NRB_agg [RB]	CC1					CC2				
		BW [RB]	N _{UL}	f _{UL} [MHz]	N _{DL}	f _{DL} [MHz]	BW [RB]	N _{UL}	f _{UL} [MHz]	N _{DL}	f _{DL} [MHz]
Low	50+100	50	20805	2505.5	2805	2625.5	100	20949	2519.9	2949	2639.9
		100	20850	2510	2850	2630	50	20994	2524.4	2994	2644.4
	75+50	75	20825	2507.5	2825	2627.5	50	20945	2519.5	2945	2639.5
	75+75	75	20825	2507.5	2825	2627.5	75	20975	2522.5	2975	2642.5
	75+100	75	20828	2507.8	2828	2627.8	100	20999	2524.9	2999	2644.9
		100	20850	2510	2850	2630	75	21021	2527.1	3021	2647.1
100+100	100	20850	2510	2850	2630	100	21048	2529.8	3048	2649.8	
Mid	50+100	50	21006	2525.6	3006	2645.6	100	21150	2540	3150	2660
		100	21051	2530.1	3051	2650.1	50	21195	2544.5	3195	2664.5
	75+50	75	21051	2530.1	3051	2650.1	50	21171	2542.1	3171	2662.1
	75+75	75	21025	2527.5	3025	2647.5	75	21175	2542.5	3175	2662.5
	75+100	75	21003	2525.3	3003	2645.3	100	21174	2542.4	3174	2662.4
		100	21026	2527.6	3026	2647.6	75	21197	2544.7	3197	2664.7
100+100	100	21001	2525.1	3001	2645.1	100	21199	2544.9	3199	2664.9	
High	50+100	50	21206	2545.6	3206	2665.6	100	21350	2560	3350	2680
		100	21251	2550.1	3251	2670.1	50	21395	2564.5	3395	2684.5
	75+50	75	21277	2552.7	3277	2672.7	50	21397	2564.7	3397	2684.7
	75+75	75	21225	2547.5	3225	2667.5	75	21375	2562.5	3375	2682.5
	75+100	75	21179	2542.9	3179	2662.9	100	21350	2560	3350	2680
		100	21201	2545.1	3201	2665.1	75	21372	2562.2	3372	2682.2
100+100	100	21152	2540.2	3152	2660.2	100	21350	2560	3350	2680	

Test frequencies for CA_38C							
Range	CC-Combo / NRB_agg [RB]	CC1			CC2		
		BW [RB]	N _{UL/DL}	f _{UL/DL} [MHz]	BW [RB]	N _{UL/DL}	f _{UL/DL} [MHz]
Low	75+75	75	37825	2577.5	75	37975	2592.5
	100+100	100	37850	2580	100	38048	2599.8
Mid	75+75	75	37925	2587.5	75	38075	2602.5
	100+100	100	37901	2585.1	100	38099	2604.9
High	75+75	75	38025	2597.5	75	38175	2612.5
	100+100	100	37952	2590.2	100	38150	2610

Test frequencies for CA_41C (2496-2690MHz)							
Range	CC-Combo / NRB_agg [RB]	CC1			CC2		
		BW [RB]	N _{UL/DL}	f _{UL/DL} [MHz]	BW [RB]	N _{UL/DL}	f _{UL/DL} [MHz]
Low	25+100	25	39683	2499.3	100	39800	2511
		100	39750	2506	25	39867	2517.7
	50+75	50	39703	2501.3	75	39823	2513.3
		75	39725	2503.5	50	39845	2515.5
	50+100	50	39705	2501.5	100	39849	2515.9
		100	39750	2506	50	39894	2520.4
	75+75	75	39725	2503.5	75	39875	2518.5
	75+100	75	39728	2503.8	100	39899	2520.9
		100	39750	2506	75	39921	2523.1
	100+100	100	39750	2506	100	39948	2525.8
Mid	25+100	25	40528	2583.8	100	40645	2595.5
		100	40595	2590.5	25	40712	2602.2
	50+75	50	40549	2585.9	75	40669	2597.9
		75	40571	2588.1	50	40691	2600.1
	50+100	50	40526	2583.6	100	40670	2598.0
		100	40571	2588.1	50	40715	2602.5
	75+75	75	40545	2585.5	75	40695	2600.5
	75+100	75	40523	2583.3	100	40694	2600.4
		100	40546	2585.6	75	40717	2602.7
	100+100	100	40521	2583.1	100	40719	2602.9
High	25+100	25	41373	2668.3	100	41490	2680
		100	41440	2675	25	41557	2686.7
	50+75	50	41395	2670.5	75	41515	2682.5
		75	41417	2672.7	50	41537	2684.7
	50+100	50	41346	2665.6	100	41490	2680
		100	41391	2670.1	50	41535	2684.5
	75+75	75	41365	2667.5	75	41515	2682.5
	75+100	75	41319	2662.9	100	41490	2680
		100	41341	2665.1	75	41512	2682.2
	100+100	100	41292	2660.2	100	41490	2680

Test Mode	Channel Bandwidth (MHz)	UL Channel	UL Channel No.	UL Frequency (MHz)
NR Band n5	5	Low Range	165300	826.5
		Middle Range	167300	836.5
		High Range	169300	846.5
	15	Low Range	166300	831.5
		Middle Range	167300	836.5
		High Range	168300	841.5
	20	Low Range	166800	834
		Middle Range	167300	836.5
		High Range	167800	839

Test Mode	Channel Bandwidth (MHz)	UL Channel	UL Channel No.	UL Frequency (MHz)
NR Band n7	5	Low Range	500500	2502.5
		Middle Range	507000	2535
		High Range	513500	2567.5
	15	Low Range	501500	2507.5
		Middle Range	507000	2535
		High Range	512500	2562.5
	20	Low Range	502000	2510
		Middle Range	507000	2535
		High Range	512000	2560

Test Mode	Channel Bandwidth (MHz)	UL Channel	UL Channel No.	UL Frequency (MHz)
NR Band n38	20	Low Range	516000	2580
		Middle Range	519000	2595
		High Range	522000	2610
	30	Low Range	517000	2585
		Middle Range	519000	2595
		High Range	521000	2605
	40	Low Range	518000	2590
		Middle Range	519000	2595
		High Range	520000	2600

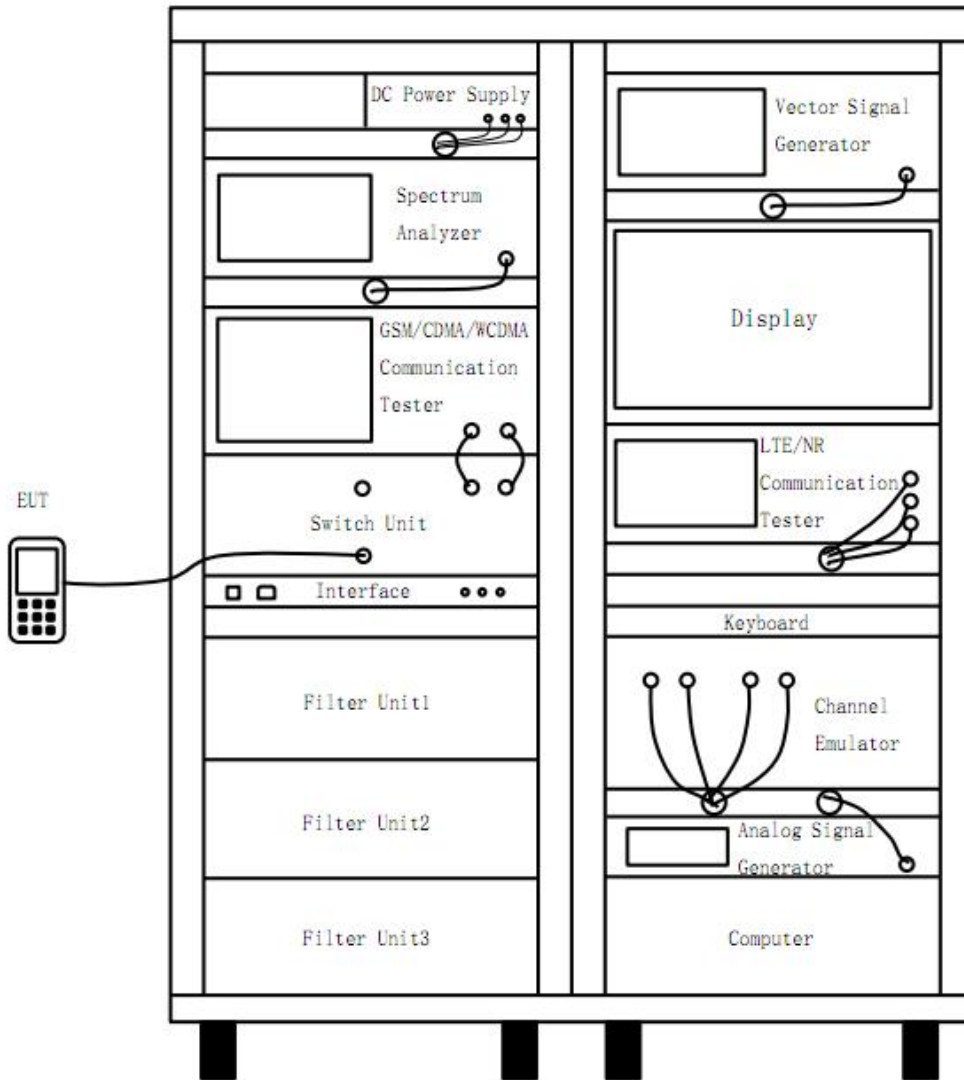
Test Mode	Channel Bandwidth (MHz)	UL Channel	UL Channel No.	UL Frequency (MHz)
NR Band n41	20	Low Range	501204	2506.02
		Middle Range	518598	2592.99
		High Range	535998	2679.99
	60	Low Range	505200	2526
		Middle Range	518598	2592.99
		High Range	531996	2659.98
	100	Low Range	509202	2546.01

Test Mode	Channel Bandwidth (MHz)	UL Channel	UL Channel No.	UL Frequency (MHz)
		Middle Range	518598	2592.99
		High Range	528000	2640

Test Mode	Channel Bandwidth (MHz)	UL Channel	UL Channel No.	UL Frequency (MHz)
NR Band n66	5	Low Range	342500	1712.5
		Middle Range	349000	1745
		High Range	355500	1777.5
	15	Low Range	343500	1717.5
		Middle Range	349000	1745
		High Range	354500	1772.5
	20	Low Range	344000	1720
		Middle Range	349000	1745
		High Range	354000	1770
	30	Low Range	345000	1725
		Middle Range	349000	1745
		High Range	353000	1765

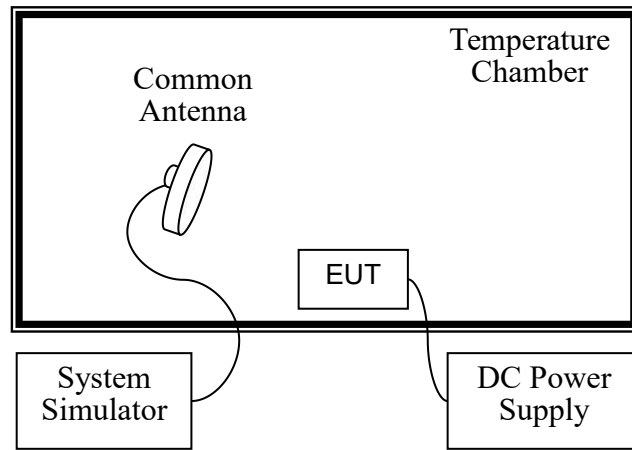
4.4 Test Setup

4.4.1 For Antenna Port Test



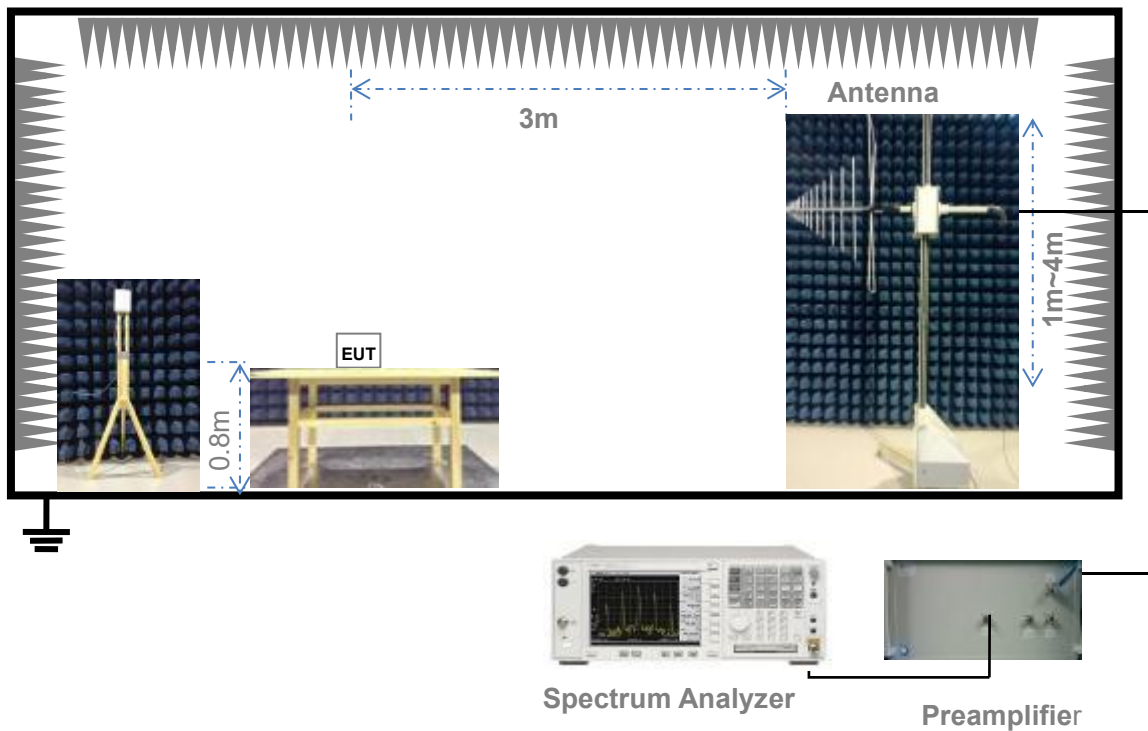
(Diagram 1)

4.4.2 For Frequency Stability Test



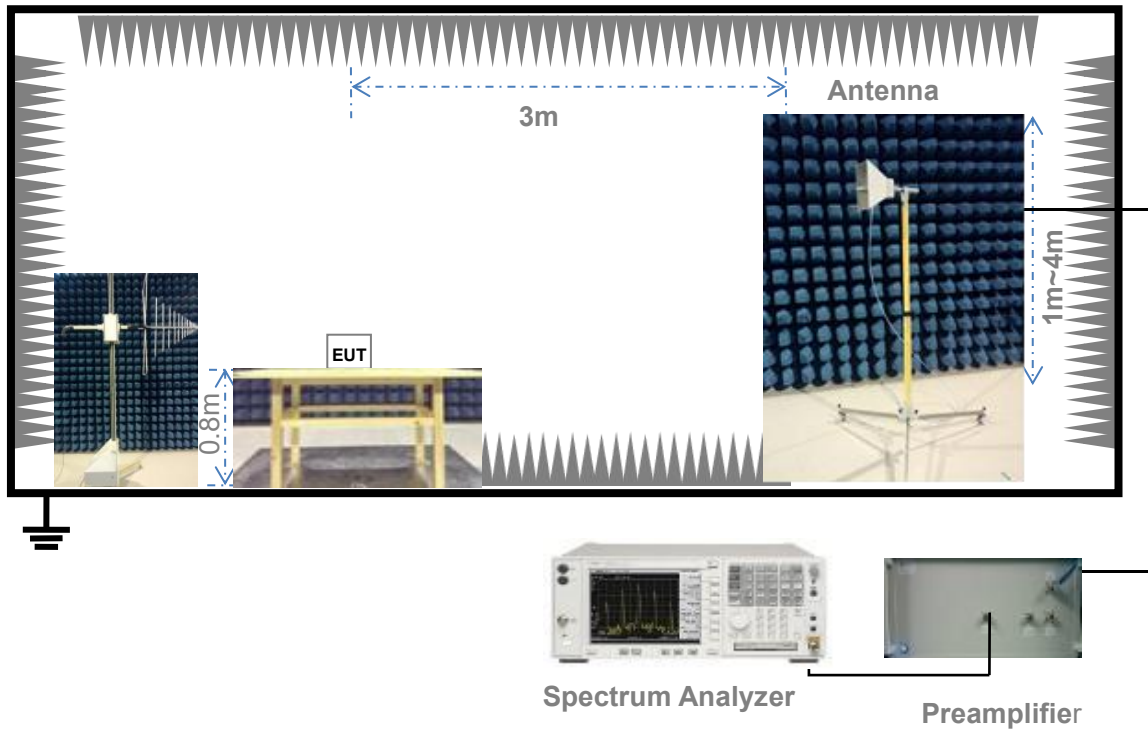
(Diagram 2)

4.4.3 For Radiated Test (30 MHz ~ 1 GHz)



(Diagram 3)

4.4.4 For Radiated Test (Above 1 GHz)



(Diagram 4)

5 TEST ITEMS

5.1 Transmitter Radiated Power (EIRP/ERP)

5.1.1 Limit

FCC § 2.1046 & 22.913(a) & 24.232(c) & 27.50(a) & 27.50(b) & 27.50(c) & 27.50(d) & 27.50(h) & 90.635(b) & 90.542(a)

According to FCC section 22.913(a) (5), the Effective Radiated Power (ERP) of mobile transmitters and auxiliary test transmitters must not exceed 7 watts.

According to FCC section 24.232(c), mobile and portable stations are limited to 2 watts EIRP and the equipment must employ a means for limiting power to the minimum necessary for successful communications.

According to FCC section 27.50(a) (3), for mobile and portable stations transmitting in the 2305-2315MHz band or the 2350-2360MHz band, the average EIRP must not exceed 50 milliwatts within any 1 megahertz of authorized bandwidth, except that for mobile and portable stations compliant with 3GPP LTE standards.

FCC section 27.50(b) (10), portable stations (hand-held devices) transmitting in the 746-757MHz, 776-788MHz, and 805-806MHz bands are limited to 3 watts ERP.

FCC section 27.50(c) (10), portable stations (hand-held devices) in the 600MHz uplink band and the 698-746MHz band, and fixed and mobile stations in the 600MHz uplink band are limited to 3 watts ERP.

FCC section 27.50(d) (4), fixed, mobile, and portable (hand-held) stations operating in the 1710-1755 MHz band and mobile and portable stations operating in the 1695-1710 MHz and 1755-1780 MHz bands are limited to 1 watt EIRP. Fixed stations operating in the 1710-1755 MHz band are limited to a maximum antenna height of 10 meters above ground. Mobile and portable stations operating in these bands must employ a means for limiting power to the minimum necessary for successful communications.

(7) Fixed, mobile, and portable (hand-held) stations operating in the 2000-2020 MHz band are limited to 2 watts EIRP.

And FCC section 27.50(h) (2), for mobile and other user stations, mobile stations are limited to 2.0 watts EIRP. All user stations are limited to 2.0 watts transmitter output power.

According to FCC section 90.635(b), the maximum output power of the transmitter for mobile stations is 100 watts (20dBW).

According to FCC section 90.542(a) (7), portable stations (hand-held devices) transmitting in the 758-768 MHz band and the 788-798 MHz band are limited to 3 watts ERP.

5.1.2 Test Setup

The section 4.4.1 (Diagram 1) test setup description is used for conducted test, and the section 4.4.3 and 4.4.4 (Diagram 3, 4) test setup description is used for radiated test. The photo of test setup please refer to ANNEX B.

5.1.3 Test Procedure

Description of the Conducted Output Power Measurement

The EUT is coupled to the SS with attenuator through power splitter; the RF load attached to EUT antenna terminal is 50Ohm; the path loss as the factor is calibrated to correct the reading. A system simulator is used to establish communication with the EUT, and its parameters are set to force the EUT transmitting at maximum output power. The measured power in the radio frequency on the transmitter output terminals shall be reported.

The relevant equation for determining the conducted measured value is:

$$\text{Conducted Output Power Value (dBm)} = \text{Measured Value (dBm)} + \text{Path Loss (dB)}$$

where:

Conducted Output Power Value = final conducted measured value in the conducted power test, in dBm;

Measured Value = measured conducted power received by spectrum analyzer or power meter, in dBm;

Path Loss = signal attenuation in the connecting cable between the transmitter and spectrum analyzer or power meter, including external cable loss, in dB;

During the test, the data of Path Loss (dB) is added in the spectrum analyzer or power meter, so Measured Value (dBm) is the final values which contains the data of Path Loss (dB).

For example:

In the conducted output power test, when measured value for GSM850 is 24.7 dBm, and path loss is 8.5 dB, then final conducted output power value is:

$$\text{Conducted Output Power Value (dBm)} = 24.7 \text{ dBm} + 8.5 \text{ dB} = 33.2 \text{ dBm}$$

Description of the Transmitter Radiated Power Measurement

In many cases, the RF output power limits for licensed digital transmission devices is specified in terms of effective radiated power (ERP) or equivalent isotropic radiated power (EIRP). Typically, ERP is specified when the operating frequency is less than or equal to 1 GHz and EIRP is specified when the operating frequency is greater than 1 GHz. Both are determined by adding the transmit antenna gain to the conducted RF output power with the primary difference between the two being that when determining the ERP, the transmit antenna gain is referenced to a dipole antenna (i.e., dBd) whereas when determining the EIRP, the transmit antenna gain is referenced to an isotropic antenna (dBi).

Final measurement calculation as below:

The relevant equation for determining the ERP or EIRP from the conducted RF output power measured using the guidance provided above is:

$$\text{ERP/EIRP} = P_{\text{Meas}} + \text{GT} - \text{LC}$$

where:

ERP/EIRP = effective or equivalent radiated power, respectively (expressed in the same units as P_{Meas} , typically dBW or dBm);

P_{Meas} = measured transmitter output power or PSD, in dBm or dBW;

GT = gain of the transmitting antenna, in dBd (ERP) or dBi (EIRP);

dBd (ERP)=dBi (EIRP) -2.15 dB

LC = signal attenuation in the connecting cable between the transmitter and antenna, in dB.

For devices utilizing multiple antennas, KDB 662911 provides guidance for determining the effective array transmit antenna gain term to be used in the above equation.

For example:

In the EIRP test, when P_{Meas} value for GSM1900 is 30.2 dBm, LC is 0.6 dB, and GT is -3.4 dB, then final EIRP value is:

$$\text{EIRP for GSM1900} = 30.2 \text{ dBm} - 3.4 \text{ dBi} - 0.6 \text{ dB} = 26.2 \text{ dBm}$$

The relevant equation for determining the ERP/EIRP from the radiated RF output power is:

$$\text{ERP/EIRP (dBm)} = \text{SA Read Value (dBm)} + \text{Correction Factor (dB)}$$

where:

ERP/EIRP = effective or equivalent radiated power, in dBm;

SA Read Value = measured transmitter power received by EMI receiver or spectrum analyzer, in dBm;

Correction Factor = total correction factor including cable loss, in dB;

During the test, the data of Correction Factor (dB) is added in the EMI receiver or spectrum analyzer, so SA Read Value (dBm) is the final values which contains the data of Correction Factor (dB).

For example:

In the ERP test, when SA read value for GSM850 is 21dBm, and correction factor is 8dB, then final ERP value for GSM850 is:

$$\text{ERP (dBm)} = 21\text{dBm} + 8\text{dB} = 29\text{dBm}$$

5.1.4 Test Result

Please refer to ANNEX A.1.

5.2 Peak to Average Ratio

5.2.1 Limit

FCC § 2.1046 & 24.232(d) & 27.50(d)

In addition, when the transmitter power is measured in terms of average value, the peak-to-average power ratio (PAPR) of the transmitter shall not exceed 13 dB for more than 0.1% of the time using a signal corresponding to the highest PAPR during periods of continuous transmission.

According to FCC section 24.232(d), power measurements for transmissions by stations authorized under this section may be made either in accordance with a Commission-approved average power technique or in compliance with 24.232 (e) of this section. In both instances, equipment employed must be authorized in accordance with the provisions of § 24.51. In measuring transmissions in this band using an average power technique, the peak-to-average ratio (PAR) of the transmission may not exceed 13 dB.

FCC section 24.232(e), peak transmit power must be measured over any interval of continuous transmission using instrumentation calibrated in terms of an rms equivalent voltage. The measurement results shall be properly adjusted for any instrument limitations, such as detector response times, limited resolution bandwidth capability when compared to the emission bandwidth, sensitivity, etc., so as to obtain a true peak measurement for the emission in question over the full bandwidth of the channel.

According to FCC section 27.50(d) (5), in measuring transmissions in this band using an average power technique, the peak-to-average ratio (PAR) of the transmission may not exceed 13dB.

5.2.2 Test Setup

The section 4.4.1 (Diagram 1) test setup description is used for this test. The photo of test setup please refer to ANNEX B.

5.2.3 Test Procedure

Here the lowest, middle and highest channels are selected to perform testing to verify the peak-to-average ratio.

According to KDB 971168 D01, there is CCDF procedure for PAPR:

- a) Refer to instrument's analyzer instruction manual for details on how to use the power statistics/CCDF function;
- b) Set resolution/measurement bandwidth \geq signal's occupied bandwidth;
- c) Set the number of counts to a value that stabilizes the measured CCDF curve;
- d) Set the measurement interval as follows:
 - 1) for continuous transmissions, set to 1 ms,
 - 2) for burst transmissions, employ an external trigger that is synchronized with the EUT burst timing sequence, or use the internal burst trigger with a trigger level that allows the burst to stabilize and set the measurement interval to a time that is less than or equal to the burst duration.
- e) Record the maximum PAPR level associated with a probability of 0.1%.

Alternate procedure for PAPR:

Use one of the procedures presented in 4.1 to measure the total peak power and record as P_{Pk} . Use one of the applicable procedures presented 4.2 to measure the total average power and record as P_{Avg} . Both the peak and average power levels must be expressed in the same logarithmic units (e.g., dBm). Determine the PAPR from:

$$PAPR (dB) = P_{Pk} (dBm) - P_{Avg} (dBm).$$

5.2.4 Test Result

Please refer to ANNEX A.2.

5.3 Occupied Bandwidth

5.3.1 Limit

FCC § 2.1049

The occupied bandwidth is the frequency bandwidth such that, below its lower and above its upper frequency limits, the mean powers radiated are each equal to 0.5 percent of the total mean power radiated by a given emission.

Many of the individual rule parts specify a relative OBW in lieu of the 99% OBW. In such cases, the OBW is defined as the width of the signal between two points, one below the carrier center frequency and one above the carrier center frequency, outside of which all emissions are attenuated by at least X dB below the transmitter power, where the value of X is typically specified as 26.

5.3.2 Test Setup

The section 4.4.1 (Diagram 1) test setup description is used for this test. The photo of test setup please refer to ANNEX B.

5.3.3 Test Procedure

The following procedure shall be used for measuring power bandwidth.

- a) The spectrum analyzer center frequency is set to the nominal EUT channel center frequency. The frequency span for the spectrum analyzer shall be set wide enough to capture all modulation products including the emission skirts (i.e., two to five times the anticipated OBW).
- b) The nominal IF filter bandwidth (3 dB RBW) shall be in the range of 1 to 5 % of the anticipated OBW, and the VBW shall be at least 3 times the RBW.
- c) Set the reference level of the instrument as required to keep the signal from exceeding the maximum input mixer level for linear operation. In general, the peak of the spectral envelope must be at least $10\log(\text{OBW} / \text{RBW})$ below the reference level.
- d) NOTE—Steps a) through c) may require iteration to adjust within the specified tolerances.
- e) For -26 dB OBW, the dynamic range of the spectrum analyzer at the selected RBW shall be at least 10dB below the target “-X dB down” requirement, e.g. -26 dB OBW, the spectrum analyzer noise floor at the selected RBW shall be 36dB below the reference value.
- f) Set the detection mode to peak, and the trace mode to max hold.
- g) For 99% OBW, use the 99 % power bandwidth function of the spectrum analyzer (if available) and report the measured bandwidth.

If the instrument does not have a 99 % power bandwidth function, the trace data points are to be recovered and directly summed in linear power terms. The recovered amplitude data points, beginning at the lowest frequency, are placed in a running sum until 0.5 % of the total is reached; that frequency is recorded as the lower frequency. The process is repeated until 99.5 % of the total is reached; that frequency is recorded as the upper frequency. The 99 % power bandwidth is the difference between these two frequencies.

h) For -26 dB OBW, determine the reference value: Set the EUT to transmit a modulated signal. Allow the trace to stabilize. Set the spectrum analyzer marker to the highest level of the displayed trace (this is the reference value).

Determine the “-X dB down amplitude” as equal to (reference value -X). Alternatively, this calculation can be performed by the analyzer by using the marker-delta function.

Place two markers, one at the lowest and the other at the highest frequency of the envelope of the spectral display such that each marker is at or slightly below “-X dB down amplitude” determined in step g). If a marker is below this “-X dB down amplitude” value it shall be placed as close as possible to this value. The OBW is the positive frequency difference between the two markers.

i) The OBW shall be reported by providing plot(s) of the measuring instrument display. The frequency and amplitude axes and scale shall be clearly labeled. Tabular data may be reported in addition to the plot(s).

j) Change variable modulations, coding, or channel bandwidth settings, then repeat above test procedures.

5.3.4 Test Result

Please refer to ANNEX A.3.

5.4 Frequency Stability

5.4.1 Limit

FCC § 2.1055 & 22.355 & 24.235 & 27.54 & 90.213

FCC § 2.1055

The frequency stability shall be measured with variation of ambient temperature as follows:

- (1) The temperature is varied from -30°C to +50°C.
- (2) Frequency measurements shall be made at the extremes of the specified temperature range and at intervals of not more than 10°C through the range.

The frequency stability shall be measured with variation of primary supply voltage as follows:

- (1) Vary primary supply voltage from 85 to 115 percent of the nominal value for other than carried battery equipment.
- (2) For hand carried, battery powered equipment, reduce primary supply voltage to the battery operating and point which shall be specified by the manufacture.
- (3) The supply voltage shall be measured at the input to the cable normally provided with the equipment, or at the power supply terminals if cables are not normally provided.

FCC § 22.355

Except as otherwise provided in this part, the carrier frequency of each transmitter in the Public Mobile Services must be maintained within the tolerances given in Table C-1 of this section.

Table C-1—Frequency Tolerance for Transmitters in the Public Mobile Services

Frequency range (MHz)	Base, fixed (ppm)	Mobile > 3 watts (ppm)	Mobile ≤ 3 watts (ppm)
25 to 50	20.0	20.0	50.0
50 to 450	5.0	5.0	50.0
450 to 512	2.5	5.0	5.0
821 to 896	1.5	2.5	2.5
928 to 929	5.0	n/a	n/a
929 to 960	1.5	n/a	n/a
2110 to 2220	10.0	n/a	n/a

FCC § 24.235

The frequency stability shall be sufficient to ensure that the fundamental emission stays within the authorized frequency block.

FCC § 27.54

The frequency stability shall be sufficient to ensure that the fundamental emissions stay within the authorized bands of operation.

FCC § 90.213

The frequency stability shall not depart from the reference frequency in excess of ± 2.5 ppm for mobile stations.

5.4.2 Test Setup

The section 4.4.2 (Diagram 2) test setup description is used for this test. The photo of test setup please refer to ANNEX B.

5.4.3 Test Procedure

1. The EUT is placed in a temperature chamber.
2. The temperature is set to 25°C and allowed to stabilize. After sufficient soak time, the transmitting frequency error is measured.
3. The temperature is increased by not more than 10 degrees, allowed to stabilize and soak, and then repeat the frequency error measurement.
4. Repeat procedure 3 until +50°C and -30°C is reached.
5. Change supply voltage, and repeat measurement until extreme voltage is reached.

5.4.4 Test Result

Please refer to ANNEX A.4.

5.5 Spurious Emission at Antenna Terminals

5.5.1 Limit

FCC § 2.1051 & 22.917(a) & 24.238(a) & 27.53(a) & 27.53(c) & 27.53(f) & 27.53(g) & 27.53(h) & 27.53(m) & 90.691 & 90.543

In the 1 MHz bands immediately outside and adjacent to the frequency block, a resolution bandwidth of at least one percent of the emission bandwidth of the fundamental emission of the transmitter may be employed.

The emission bandwidth is defined as the width of the signal between two points, one below the carrier center frequency and one above the carrier center frequency, outside of which all emissions are attenuated at least 26 dB below the transmitter power.

FCC § 22.917(a) & 24.238(a)

The power of any emission outside of the authorized operating frequency ranges must be attenuated below the transmitting power (P) by a factor of at least $43 + 10 \log(P)$ dB. This is calculated to be -13 dBm.

FCC § 27.53(a) (4)

For mobile and portable stations operating in the 2305-2315MHz and 2350-2360MHz bands:

(1) By a factor of not less than: $43 + 10 \log(P)$ dB on all frequencies between 2305 and 2320MHz and on all frequencies between 2345 and 2360MHz that are outside the licensed band(s) of operation, not less than $55 + 10 \log(P)$ dB on all frequencies between 2320 and 2324MHz and on all frequencies between 2341 and 2345MHz, not less than $61 + 10 \log(P)$ dB on all frequencies between 2324 and 2328MHz and on all frequencies between 2337 and 2341MHz, and not less than $67 + 10 \log(P)$ dB on all frequencies between 2328 and 2337MHz.

(2) By a factor of not less than $43 + 10 \log(P)$ dB on all frequencies between 2300 and 2305MHz, $55 + 10 \log(P)$ dB on all frequencies between 2296 and 2300MHz, $61 + 10 \log(P)$ dB on all frequencies between 2292 and 2296MHz, $67 + 10 \log(P)$ dB on all frequencies between 2288 and 2292MHz, and $70 + 10 \log(P)$ dB below 2288MHz.

(3) By a factor of not less than $43 + 10 \log(P)$ dB on all frequencies between 2360 and 2365MHz, and not less than $70 + 10 \log(P)$ dB above 2365MHz.

FCC § 27.53(c)

For operations in the 746–758 MHz band and the 776–788 MHz band, the power of any emission outside the licensee's frequency band(s) of operation shall be attenuated below the transmitter power (P) within the licensed band(s) of operation, measured in watts, in accordance with the following:

(1) On any frequency outside the 746–758 MHz band, the power of any emission shall be attenuated outside the band below the transmitter power (P) by at least $43 + 10 \log(P)$ dB;

(2) On any frequency outside the 776–788 MHz band, the power of any emission shall be attenuated outside the band below the transmitter power (P) by at least $43 + 10 \log(P)$ dB;

(3) On all frequencies between 763–775 MHz and 793–805 MHz, by a factor not less than $76 + 10 \log(P)$ dB in a

6.25 kHz band segment, for base and fixed stations;

(4) On all frequencies between 763–775 MHz and 793–805 MHz, by a factor not less than $65 + 10 \log(P)$ dB in a 6.25 kHz band segment, for mobile and portable stations;

(5) Compliance with the provisions of paragraphs (c)(1) and (c)(2) of this section is based on the use of measurement instrumentation employing a resolution bandwidth of 100 kHz or greater.

However, in the 100 kHz bands immediately outside and adjacent to the frequency block, a resolution bandwidth of at least 30 kHz may be employed;

(6) Compliance with the provisions of paragraphs (c)(3) and (c)(4) of this section is based on the use of measurement instrumentation such that the reading taken with any resolution bandwidth setting should be adjusted to indicate spectral energy in a 6.25 kHz segment.

FCC § 27.53(f)

For operations in the 746–758 MHz, 775–788 MHz, and 805–806 MHz bands, emissions in the band 1559–1610 MHz shall be limited to -70 dBW/MHz equivalent isotropically radiated power (EIRP) for wideband signals, and -80 dBW EIRP for discrete emissions of less than 700 Hz bandwidth. For the purpose of equipment authorization, a transmitter shall be tested with an antenna that is representative of the type that will be used with the equipment in normal operation.

FCC § 27.53(g)

For operations in the 600MHz band and the 698-746MHz band, the power of any emission outside a licensee's frequency band(s) of operation shall be attenuated below the transmitter power (P) within the licensed band(s) of operation, measured in watts, by at least $43 + 10 \log(P)$ dB. Compliance with this provision is based on the use of measurement instrumentation employing a resolution bandwidth of 100 kHz bands immediately outside and adjacent to a licensee's frequency block, a resolution bandwidth of at least 30 kHz may be employed.

FCC § 27.53(h) (1)

Except as otherwise specified below, for operations in the 1695-1710 MHz, 1710-1755 MHz, 1755-1780 MHz, 1915-1920 MHz, 1995-2000 MHz, 2000-2020 MHz, 2110-2155 MHz, 2155-2180 MHz, and 2180-2200 bands, the power of any emission outside a licensee's frequency block shall be attenuated below the transmitter power (P) in watts by at least $43 + 10 \log_{10}(P)$ dB.

FCC § 27.53(m) (4)

For mobile digital stations (BRS and EBS stations), the attenuation factor shall be not less than:

- $40 + 10 \log P$ dB (-10 dBm, 100 nW) on all frequencies between the channel edge and 5 MHz from the channel edge.
- $43 + 10 \log P$ dB (-13 dBm, 50 nW) on all frequencies between 5 MHz and X MHz from the channel edge,
- $55 + 10 \log P$ dB (-25 dBm, 3 nW) on all frequencies more than X MHz from the channel edge, where X is the greater of 6 MHz or the actual emission bandwidth (26 dB).

In addition, the attenuation factor shall not be less than $43 + 10 \log(P)$ dB on all frequencies between 2490.5 MHz and 2496 MHz and $55 + 10 \log(P)$ dB at or below 2490.5 MHz. Mobile Satellite Service licensees operating on frequencies below 2495 MHz may also submit a documented interference complaint against BRS licensees operating on channel BRS Channel 1 on the same terms and conditions as adjacent channel BRS or

EBS licensees.

FCC § 90.691

(a) Out-of-band emission requirement shall apply only to the “outer” channels included in an EA license and to spectrum adjacent to interior channels used by incumbent licensees. The emission limits are as follows:

(1) For any frequency removed from the EA licensee's frequency block by up to and including 37.5 kHz, the power of any emission shall be attenuated below the transmitter power (P) in watts by at least $116 \text{ Log}_{10}(f/6.1)$ decibels or $50 + 10 \text{ Log}_{10}(P)$ decibels or 80 decibels, whichever is the lesser attenuation, where f is the frequency removed from the center of the outer channel in the block in kilohertz and where f is greater than 12.5 kHz.

(2) For any frequency removed from the EA licensee's frequency block greater than 37.5 kHz, the power of any emission shall be attenuated below the transmitter power (P) in watts by at least $43 + 10 \text{ Log}_{10}(P)$ decibels or 80 decibels, whichever is the lesser attenuation, where f is the frequency removed from the center of the outer channel in the block in kilohertz and where f is greater than 37.5 kHz.

(b) When an emission outside of the authorized bandwidth causes harmful interference, the Commission may, at its discretion, require greater attenuation than specified in this section.

FCC § 90.543

(e) For operations in the 758–768 MHz and the 788–798 MHz bands, the power of any emission outside the licensee's frequency band(s) of operation shall be attenuated below the transmitter power (P) within the licensed band(s) of operation, measured in watts, in accordance with the following:

(1) On all frequencies between 769–775 MHz and 799–805 MHz, by a factor not less than $76 + 10 \log (P)$ dB in a 6.25 kHz band segment, for base and fixed stations.

(2) On all frequencies between 769–775 MHz and 799–805 MHz, by a factor not less than $65 + 10 \log (P)$ dB in a 6.25 kHz band segment, for mobile and portable stations.

(3) On any frequency between 775–788 MHz, above 805 MHz, and below 758 MHz, by at least $43 + 10 \log (P)$ dB.

(4) Compliance with the provisions of paragraphs (e)(1) and (2) of this section is based on the use of measurement instrumentation such that the reading taken with any resolution bandwidth setting should be adjusted to indicate spectral energy in a 6.25 kHz segment.

(f) For operations in the 758–775 MHz and 788–805 MHz bands, all emissions including harmonics in the band 1559– 1610 MHz shall be limited to -70 dBW/ MHz equivalent isotropically radiated power (EIRP) for wideband signals, and -80 dBW EIRP for discrete emissions of less than 700 Hz bandwidth. For the purpose of equipment authorization, a transmitter shall be tested with an antenna that is representative of the type that will be used with the equipment in normal operation.

5.5.2 Test Setup

The section 4.4.1 (Diagram 1) test setup description was used for this test. The photo of test setup please refer to ANNEX B.

5.5.3 Test Procedure

The level of the carrier and the various conducted spurious and harmonic frequencies is measured by means of a calibrated spectrum analyzer. The spectrum is scanned from the lowest frequency generated in the equipment up to a frequency including its 10th harmonic. On any frequency outside a licensee's frequency block, the power of any emission shall be attenuated below the transmitter power (P) by at least $43 + 10 \log(P)$ dB. Compliance with these provisions is based on the use of measurement instrumentation employing a resolution bandwidth of 1 MHz or greater. However, in the 1 MHz bands immediately outside and adjacent to the frequency blocks a resolution bandwidth of at least one percent of the emission bandwidth of the fundamental emission of the transmitter may be employed. The emission bandwidth is defined as the width of the signal between two points, one below the carrier center frequency and one above the carrier center frequency, outside of which all emissions are attenuated at least 26 dB below the transmitter power.

1. The EUT is coupled to the system simulator and spectrum analyzer; the RF load attached to EUT antenna terminal is 50Ohm; the path loss as the factor is calibrated to correct the reading.
2. CMW500 is used to establish communication with the EUT, and its parameters are set to force the EUT transmitting at maximum output power.
3. The RF output of the transmitter is connected to the input of the spectrum analyzer through sufficient attenuation.
4. Spurious emissions are tested with 0.001MHz RBW for frequency less than 150kHz, 0.01MHz RBW for frequency less than 30MHz, 0.1MHz RBW for frequency less than 1GHz, and 1MHz RBW for frequency above 1GHz. And sweep point number are at least 401, referring to following formula.

$$\text{Sweep point number} = \text{Span/RBW}$$

$$\text{VBW} = 3 * \text{RBW}$$

$$\text{Detector Mode} = \text{mean or average power}$$

5. Record the frequencies and levels of spurious emissions.

5.5.4 Test Result

Please refer to ANNEX A.5.

5.6 Band Edge

5.6.1 Limit

FCC § 2.1051 & 22.917(a) & 24.238(a) & 27.53(a) & 27.53(c) & 27.53(g) & 27.53(h) & 27.53(m) & 90.691 & 90.543

In the 1 MHz bands immediately outside and adjacent to the frequency block, a resolution bandwidth of at least one percent of the emission bandwidth of the fundamental emission of the transmitter may be employed.

The emission bandwidth is defined as the width of the signal between two points, one below the carrier center frequency and one above the carrier center frequency, outside of which all emissions are attenuated at least 26 dB below the transmitter power.

FCC § 22.917(a) & 24.238(a)

The power of any emission outside of the authorized operating frequency ranges must be attenuated below the transmitting power (P) by a factor of at least $43 + 10 \log(P)$ dB. This is calculated to be -13 dBm.

FCC § 27.53(a) (4)

For mobile and portable stations operating in the 2305-2315MHz and 2350-2360MHz bands:

(1) By a factor of not less than: $43 + 10 \log(P)$ dB on all frequencies between 2305 and 2320MHz and on all frequencies between 2345 and 2360MHz that are outside the licensed band(s) of operation, not less than $55 + 10 \log(P)$ dB on all frequencies between 2320 and 2324MHz and on all frequencies between 2341 and 2345MHz, not less than $61 + 10 \log(P)$ dB on all frequencies between 2324 and 2328MHz and on all frequencies between 2337 and 2341MHz, and not less than $67 + 10 \log(P)$ dB on all frequencies between 2328 and 2337MHz.

(2) By a factor of not less than $43 + 10 \log(P)$ dB on all frequencies between 2300 and 2305MHz, $55 + 10 \log(P)$ dB on all frequencies between 2296 and 2300MHz, $61 + 10 \log(P)$ dB on all frequencies between 2292 and 2296MHz, $67 + 10 \log(P)$ dB on all frequencies between 2288 and 2292MHz, and $70 + 10 \log(P)$ dB below 2288MHz.

(3) By a factor of not less than $43 + 10 \log(P)$ dB on all frequencies between 2360 and 2365MHz, and not less than $70 + 10 \log(P)$ dB above 2365MHz.

FCC § 27.53(c)

For operations in the 746–758 MHz band and the 776–788 MHz band, the power of any emission outside the licensee's frequency band(s) of operation shall be attenuated below the transmitter power (P) within the licensed band(s) of operation, measured in watts, in accordance with the following:

(1) On any frequency outside the 746–758 MHz band, the power of any emission shall be attenuated outside the band below the transmitter power (P) by at least $43 + 10 \log(P)$ dB;

(2) On any frequency outside the 776–788 MHz band, the power of any emission shall be attenuated outside the band below the transmitter power (P) by at least $43 + 10 \log(P)$ dB;

(3) On all frequencies between 763–775 MHz and 793–805 MHz, by a factor not less than $76 + 10 \log(P)$ dB in a

6.25 kHz band segment, for base and fixed stations;

(4) On all frequencies between 763–775 MHz and 793–805 MHz, by a factor not less than $65 + 10 \log(P)$ dB in a 6.25 kHz band segment, for mobile and portable stations;

(5) Compliance with the provisions of paragraphs (c)(1) and (c)(2) of this section is based on the use of measurement instrumentation employing a resolution bandwidth of 100 kHz or greater.

However, in the 100 kHz bands immediately outside and adjacent to the frequency block, a resolution bandwidth of at least 30 kHz may be employed;

(6) Compliance with the provisions of paragraphs (c)(3) and (c)(4) of this section is based on the use of measurement instrumentation such that the reading taken with any resolution bandwidth setting should be adjusted to indicate spectral energy in a 6.25 kHz segment.

FCC § 27.53(g)

For operations in the 600MHz band and the 698-746MHz band, the power of any emission outside a licensee's frequency band(s) of operation shall be attenuated below the transmitter power (P) within the licensed band(s) of operation, measured in watts, by at least $43+10*\log(P)$ dB. Compliance with this provision is based on the use of measurement instrumentation employing a resolution bandwidth of 100 kHz bands immediately outside and adjacent to a licensee's frequency block, a resolution bandwidth of at least 30 kHz may be employed.

FCC § 27.53(h) (1)

Except as otherwise specified below, for operations in the 1695-1710 MHz, 1710-1755 MHz, 1755-1780 MHz, 1915-1920 MHz, 1995-2000 MHz, 2000-2020 MHz, 2110-2155 MHz, 2155-2180 MHz, and 2180-2200 bands, the power of any emission outside a licensee's frequency block shall be attenuated below the transmitter power (P) in watts by at least $43 + 10 \log_{10}(P)$ dB.

FCC § 27.53(m) (4)

For mobile digital stations (BRS and EBS stations), the attenuation factor shall be not less than:

- $40+10\log P$ dB (-10 dBm, 100 nW) on all frequencies between the channel edge and 5 MHz from the channel edge.
- $43+10\log P$ dB (-13 dBm, 50 nW) on all frequencies between 5 MHz and X MHz from the channel edge,
- $55+10\log P$ dB (-25 dBm, 3 nW) on all frequencies more than X MHz from the channel edge, where X is the greater of 6 MHz or the actual emission bandwidth (26 dB).

In addition, the attenuation factor shall not be less that $43 + 10 \log(P)$ dB on all frequencies between 2490.5 MHz and 2496 MHz and $55 + 10 \log(P)$ dB at or below 2490.5 MHz. Mobile Satellite Service licensees operating on frequencies below 2495 MHz may also submit a documented interference complaint against BRS licensees operating on channel BRS Channel 1 on the same terms and conditions as adjacent channel BRS or EBS licensees.

FCC § 90.691

(a) Out-of-band emission requirement shall apply only to the “outer” channels included in an EA license and to spectrum adjacent to interior channels used by incumbent licensees. The emission limits are as follows:

(1) For any frequency removed from the EA licensee's frequency block by up to and including 37.5 kHz, the power of any emission shall be attenuated below the transmitter power (P) in watts by at least $116 \text{ Log}_{10}(f/6.1)$ decibels or $50 + 10 \text{ Log}_{10}(P)$ decibels or 80 decibels, whichever is the lesser attenuation, where f is the frequency removed from the center of the outer channel in the block in kilohertz and where f is greater than 12.5 kHz.

(2) For any frequency removed from the EA licensee's frequency block greater than 37.5 kHz, the power of any emission shall be attenuated below the transmitter power (P) in watts by at least $43 + 10 \text{ Log}_{10}(P)$ decibels or 80 decibels, whichever is the lesser attenuation, where f is the frequency removed from the center of the outer channel in the block in kilohertz and where f is greater than 37.5 kHz.

(b) When an emission outside of the authorized bandwidth causes harmful interference, the Commission may, at its discretion, require greater attenuation than specified in this section.

FCC § 90.543

(e) For operations in the 758–768 MHz and the 788–798 MHz bands, the power of any emission outside the licensee's frequency band(s) of operation shall be attenuated below the transmitter power (P) within the licensed band(s) of operation, measured in watts, in accordance with the following:

(1) On all frequencies between 769–775 MHz and 799–805 MHz, by a factor not less than $76 + 10 \log (P)$ dB in a 6.25 kHz band segment, for base and fixed stations.

(2) On all frequencies between 769–775 MHz and 799–805 MHz, by a factor not less than $65 + 10 \log (P)$ dB in a 6.25 kHz band segment, for mobile and portable stations.

(3) On any frequency between 775–788 MHz, above 805 MHz, and below 758 MHz, by at least $43 + 10 \log (P)$ dB.

(4) Compliance with the provisions of paragraphs (e)(1) and (2) of this section is based on the use of measurement instrumentation such that the reading taken with any resolution bandwidth setting should be adjusted to indicate spectral energy in a 6.25 kHz segment.

5.6.2 Test Setup

The section 4.4.1 (Diagram 1) test setup description was used for this test. The photo of test setup please refer to ANNEX B.

5.6.3 Test Procedure

The EUT, which is powered by the Battery, is coupled to the Spectrum Analyzer (SA) and the System Simulator (SS) with attenuators through the Power Splitter; the RF load attached to the EUT antenna terminal is 50 Ohm; the path loss as the factor is calibrated to correct the reading.

1.The EUT is coupled to the system simulator and spectrum analyzer; the RF load attached to EUT antenna

terminal is 50Ohm; the path loss as the factor is calibrated to correct the reading.

2. CMW500 is used to establish communication with the EUT, and its parameters are set to force the EUT transmitting at maximum output power.
3. The RF output of the transmitter is connected to the input of the spectrum analyzer through sufficient attenuation.
4. The center of the spectrum analyzer was set to block edge frequency.
5. Band edge are tested with 1%*cBW (RBW), and sweep point number referred to following formula.

$$\text{Sweep point number} = 2 * \text{Span} / \text{RBW}$$

$$\text{VBW} = 3 \text{RBW}$$

6. Record the frequencies and levels of spurious emissions.

For mobile and portable stations, on all frequencies between 763–775 MHz and 793–805 MHz, by a factor not less than $65 + 10 \log (P)$ dB in a 6.25 kHz band segment. Since it was not possible to set the resolution bandwidth to 6.25 kHz with the available equipment, a bandwidth of 10 kHz was used instead to show compliance. By using a 10 kHz bandwidth on the spectrum analyzer.

$$10 * \log(10 \text{ kHz} / 6.25 \text{ kHz}) = 2.04 \text{ dB}$$

$$\text{Limit Line} = -35 \text{ dBm} + 2.04 \text{ dB} = -32.96 \text{ dBm}$$

5.6.4 Test Result

Please refer to ANNEX A.6.

5.7 Field Strength of Spurious Radiation

5.7.1 Limit

FCC § 2.1053 & 22.917(a) & 24.238(a) & 27.53(a) & 27.53(c) & 27.53(f) & 27.53(g) & 27.53(h) & 27.53(m) & 90.691 & 90.543

FCC § 22.917(a) & 24.238(a)

The power of any emission outside of the authorized operating frequency ranges must be attenuated below the transmitting power (P) by a factor of at least $43 + 10 \log(P)$ dB. This is calculated to be -13 dBm.

FCC § 27.53(a) (4)

For mobile and portable stations operating in the 2305-2315MHz and 2350-2360MHz bands:

(1) By a factor of not less than: $43 + 10 \log(P)$ dB on all frequencies between 2305 and 2320MHz and on all frequencies between 2345 and 2360MHz that are outside the licensed band(s) of operation, not less than $55 + 10 \log(P)$ dB on all frequencies between 2320 and 2324MHz and on all frequencies between 2341 and 2345MHz, not less than $61 + 10 \log(P)$ dB on all frequencies between 2324 and 2328MHz and on all frequencies between 2337 and 2341MHz, and not less than $67 + 10 \log(P)$ dB on all frequencies between 2328 and 2337MHz.

(2) By a factor of not less than $43 + 10 \log(P)$ dB on all frequencies between 2300 and 2305MHz, $55 + 10 \log(P)$ dB on all frequencies between 2296 and 2300MHz, $61 + 10 \log(P)$ dB on all frequencies between 2292 and 2296MHz, $67 + 10 \log(P)$ dB on all frequencies between 2288 and 2292MHz, and $70 + 10 \log(P)$ dB below 2288MHz.

(3) By a factor of not less than $43 + 10 \log(P)$ dB on all frequencies between 2360 and 2365MHz, and not less than $70 + 10 \log(P)$ dB above 2365MHz.

FCC § 27.53(c)

For operations in the 746–758 MHz band and the 776–788 MHz band, the power of any emission outside the licensee's frequency band(s) of operation shall be attenuated below the transmitter power (P) within the licensed band(s) of operation, measured in watts, in accordance with the following:

(1) On any frequency outside the 746–758 MHz band, the power of any emission shall be attenuated outside the band below the transmitter power (P) by at least $43 + 10 \log(P)$ dB;

(2) On any frequency outside the 776–788 MHz band, the power of any emission shall be attenuated outside the band below the transmitter power (P) by at least $43 + 10 \log(P)$ dB;

(3) On all frequencies between 763–775 MHz and 793–805 MHz, by a factor not less than $76 + 10 \log(P)$ dB in a 6.25 kHz band segment, for base and fixed stations;

(4) On all frequencies between 763–775 MHz and 793–805 MHz, by a factor not less than $65 + 10 \log(P)$ dB in a 6.25 kHz band segment, for mobile and portable stations;

(5) Compliance with the provisions of paragraphs (c)(1) and (c)(2) of this section is based on the use of measurement instrumentation employing a resolution bandwidth of 100 kHz or greater.

However, in the 100 kHz bands immediately outside and adjacent to the frequency block, a resolution bandwidth of at least 30 kHz may be employed;

(6) Compliance with the provisions of paragraphs (c)(3) and (c)(4) of this section is based on the use of

measurement instrumentation such that the reading taken with any resolution bandwidth setting should be adjusted to indicate spectral energy in a 6.25 kHz segment.

FCC § 27.53(f)

For operations in the 746–758 MHz, 775–788 MHz, and 805–806 MHz bands, emissions in the band 1559–1610 MHz shall be limited to - 70 dBW/MHz equivalent isotropically radiated power (EIRP) for wideband signals, and -80 dBW EIRP for discrete emissions of less than 700 Hz bandwidth. For the purpose of equipment authorization, a transmitter shall be tested with an antenna that is representative of the type that will be used with the equipment in normal operation.

FCC § 27.53(g)

For operations in the 600MHz band and the 698-746MHz band, the power of any emission outside a licensee's frequency band(s) of operation shall be attenuated below the transmitter power (P) within the licensed band(s) of operation, measured in watts, by at least $43+10\log(P)$ dB. Compliance with this provision is based on the use of measurement instrumentation employing a resolution bandwidth of 100 kHz bands immediately outside and adjacent to a licensee's frequency block, a resolution bandwidth of at least 30 kHz may be employed.

FCC § 27.53(h) (1)

Except as otherwise specified below, for operations in the 1695-1710 MHz, 1710-1755 MHz, 1755-1780 MHz, 1915-1920 MHz, 1995-2000 MHz, 2000-2020 MHz, 2110-2155 MHz, 2155-2180 MHz, and 2180-2200 bands, the power of any emission outside a licensee's frequency block shall be attenuated below the transmitter power (P) in watts by at least $43 + 10 \log_{10}(P)$ dB.

FCC § 27.53(m) (4)

For mobile digital stations (BRS and EBS stations), the attenuation factor shall be not less than:

- $40+10\log P$ dB (-10 dBm, 100 nW) on all frequencies between the channel edge and 5 MHz from the channel edge.
- $43+10\log P$ dB (-13 dBm, 50 nW) on all frequencies between 5 MHz and X MHz from the channel edge,
- $55+10\log P$ dB (-25 dBm, 3 nW) on all frequencies more than X MHz from the channel edge, where X is the greater of 6 MHz or the actual emission bandwidth (26 dB).

In addition, the attenuation factor shall not be less that $43 + 10 \log (P)$ dB on all frequencies between 2490.5 MHz and 2496 MHz and $55 + 10 \log (P)$ dB at or below 2490.5 MHz. Mobile Satellite Service licensees operating on frequencies below 2495 MHz may also submit a documented interference complaint against BRS licensees operating on channel BRS Channel 1 on the same terms and conditions as adjacent channel BRS or EBS licensees.

FCC § 90.691

(a) Out-of-band emission requirement shall apply only to the "outer" channels included in an EA license and to spectrum adjacent to interior channels used by incumbent licensees. The emission limits are as follows:

(1) For any frequency removed from the EA licensee's frequency block by up to and including 37.5 kHz, the power of any emission shall be attenuated below the transmitter power (P) in watts by at least $116 \text{Log}_{10}(f/6.1)$ decibels or $50 + 10 \text{Log}_{10}(P)$ decibels or 80 decibels, whichever is the lesser attenuation, where f is the frequency removed from the center of the outer channel in the block in kilohertz and where f is greater than 12.5 kHz.

(2) For any frequency removed from the EA licensee's frequency block greater than 37.5 kHz, the power of any emission shall be attenuated below the transmitter power (P) in watts by at least $43 + 10\log_{10}(P)$ decibels or 80 decibels, whichever is the lesser attenuation, where f is the frequency removed from the center of the outer channel in the block in kilohertz and where f is greater than 37.5 kHz.

(b) When an emission outside of the authorized bandwidth causes harmful interference, the Commission may, at its discretion, require greater attenuation than specified in this section.

FCC § 90.543

(e) For operations in the 758–768 MHz and the 788–798 MHz bands, the power of any emission outside the licensee's frequency band(s) of operation shall be attenuated below the transmitter power (P) within the licensed band(s) of operation, measured in watts, in accordance with the following:

(1) On all frequencies between 769–775 MHz and 799–805 MHz, by a factor not less than $76 + 10 \log (P)$ dB in a 6.25 kHz band segment, for base and fixed stations.

(2) On all frequencies between 769–775 MHz and 799–805 MHz, by a factor not less than $65 + 10 \log (P)$ dB in a 6.25 kHz band segment, for mobile and portable stations.

(3) On any frequency between 775–788 MHz, above 805 MHz, and below 758 MHz, by at least $43 + 10 \log (P)$ dB.

(4) Compliance with the provisions of paragraphs (e)(1) and (2) of this section is based on the use of measurement instrumentation such that the reading taken with any resolution bandwidth setting should be adjusted to indicate spectral energy in a 6.25 kHz segment.

(f) For operations in the 758–775 MHz and 788–805 MHz bands, all emissions including harmonics in the band 1559– 1610 MHz shall be limited to -70 dBW/ MHz equivalent isotropically radiated power (EIRP) for wideband signals, and -80 dBW EIRP for discrete emissions of less than 700 Hz bandwidth. For the purpose of equipment authorization, a transmitter shall be tested with an antenna that is representative of the type that will be used with the equipment in normal operation.

5.7.2 Test Setup

The section 4.4.3 and 4.4.4 (Diagram 3, 4) test setup description was used for this test. The photo of test setup please refer to ANNEX B.

5.7.3 Test Procedure

1. On a test site, the EUT shall be placed at 80cm height on a turn table, and in the position close to normal use as declared by the applicant.

2. The test antenna shall be oriented initially for vertical polarization located 3 m from EUT to correspond to the fundamental frequency of the transmitter.

3. The output of the test antenna shall be connected to the measuring receiver and the peak detector is used for the measurement.

4. During the measurement of the EUT, the resolution bandwidth was to 1 MHz and the average bandwidth was set to 1 MHz.
5. The transmitter shall be switched on; the measuring receiver shall be tuned to the frequency of the transmitter under test.
6. The test antenna shall be raised and lowered through the specified range of height until the maximum signal level is detected by the measuring receiver.
7. The transmitter shall be rotated through 360° in the horizontal plane, until the maximum signal level is detected by the measuring receiver.
8. The test antenna shall be raised and lowered again through the specified range of height until the maximum signal level is detected by the measuring receiver.
9. The maximum signal level detected by the measuring receiver shall be noted.
10. The EUT was replaced by half-wave dipole (824 ~ 849 MHz) or horn antenna (1 850 ~ 1 910 MHz) connected to a signal generator.
11. In necessary, the input attenuator setting on the measuring receiver shall be adjusted in order to increase the sensitivity of the measuring receiver.
12. The test antenna shall be raised and lowered through the specified range of height to ensure that the maximum signal is received.
13. The input signal to the substitution antenna shall be adjusted to the level that produces a level detected by the measuring receiver, which is equal to the level noted while the transmitter radiated power was measured, corrected for the change of input attenuator setting of the measuring receiver.
14. The input level to the substitution antenna shall be recorded as power level in dBm, corrected for any change of input attenuator setting of the measuring receiver.
15. The measurement shall be repeated with the test antenna and the substitution antenna orientated for horizontal polarization.

Final measurement calculation as below:

The relevant equation for determining the ERP/EIRP from the radiated RF output power is:

$$\text{ERP/EIRP (dBm)} = \text{SA Read Value (dBm)} + \text{Correction Factor (dB)}$$

where:

ERP/EIRP = effective or equivalent radiated power, in dBm;

SA Read Value = measured transmitter power received by EMI receiver or spectrum analyzer, in dBm;

Correction Factor = total correction factor including cable loss, in dB;

During the test, the data of Correction Factor (dB) is added in the EMI receiver or spectrum analyzer, so SA Read Value (dBm) is the final values which contains the data of Correction Factor (dB).

For example:

In the ERP test, when SA read value for GSM850 is 21dBm, and correction factor is 8dB, then final ERP value for GSM850 is:

$$\text{ERP (dBm)} = 21\text{dBm} + 8\text{dB} = 29\text{dBm}$$

5.7.4 Test Result

Please refer to ANNEX A.7.

ANNEX A TEST RESULTS

A.1 Transmitter Radiated Power (EIRP/ERP)

GSM Mode Test Data

Test Band	Test Channel	Conducted Output Peak Power (dBm)	Antenna Gain (dBi)	Antenna Gain (dBd)	ERP (dBm)	ERP (W)	Limit (W)	Verdict
GSM 850	LCH	33.06	-5.9	-8.05	25.01	0.317	7.00	Pass
	MCH	32.93	-5.9	-8.05	24.88	0.308	7.00	Pass
	HCH	32.82	-5.9	-8.05	24.77	0.300	7.00	Pass
GPRS 850	LCH	33.26	-5.9	-8.05	25.21	0.332	7.00	Pass
	MCH	33.10	-5.9	-8.05	25.05	0.320	7.00	Pass
	HCH	32.99	-5.9	-8.05	24.94	0.312	7.00	Pass
EGPRS 850	LCH	29.30	-5.9	-8.05	21.25	0.133	7.00	Pass
	MCH	29.39	-5.9	-8.05	21.34	0.136	7.00	Pass
	HCH	29.31	-5.9	-8.05	21.26	0.134	7.00	Pass

Test Band	Test Channel	Conducted Output Peak Power (dBm)	Antenna Gain (dBi)	EIRP (dBm)	EIRP (W)	Limit (W)	Verdict
GSM 1900	LCH	30.28	-2.3	27.98	0.628	2.00	Pass
	MCH	30.32	-2.3	28.02	0.634	2.00	Pass
	HCH	29.99	-2.3	27.69	0.587	2.00	Pass
GPRS 1900	LCH	30.00	-2.3	27.70	0.589	2.00	Pass
	MCH	30.64	-2.3	28.34	0.682	2.00	Pass
	HCH	30.99	-2.3	28.69	0.740	2.00	Pass
EGPRS 1900	LCH	28.09	-2.3	25.79	0.379	2.00	Pass
	MCH	28.38	-2.3	26.08	0.406	2.00	Pass
	HCH	28.73	-2.3	26.43	0.440	2.00	Pass

Note 1: For the GPRS and EGPRS mode, all slots were tested and just the worst data were recorded in this table.

Note 2: $ERP/EIRP = P_{Meas} + GT - LC$

ERP/EIRP = effective or equivalent radiated power, respectively (expressed in the same units as P_{Meas} , typically dBW or dBm);

P_{Meas} = measured transmitter output power or PSD, in dBm or dBW;

GT = gain of the transmitting antenna, in dBd (ERP) or dBi (EIRP);

LC = signal attenuation in the connecting cable between the transmitter and antenna, in dB.

$ERP = EIRP - 2.15$; where ERP and EIRP are expressed in consistent units.

Note 3: Set PCL to 5 for GSM/GPRS 850 (power class 4) and 0 for GSM/GPRS 1900 (power class 1).

Set PCL to 8 for EGPRS850 (power class E2) and 2 for EGPRS1900 (power class E2).

GPRS Conducted Output Power

Band	Channel	Conducted Output Peak Power							
		1 Slot (dBm)	1 Slot (W)	2 Slots (dBm)	2 Slots (W)	3 Slots (dBm)	3 Slots (W)	4 Slots (dBm)	4 Slots (W)
GPRS 850	LCH	33.26	2.118	30.59	1.145	27.99	0.630	26.71	0.469
	MCH	33.10	2.042	30.41	1.099	27.69	0.587	26.41	0.437
	HCH	32.99	1.991	30.30	1.072	28.36	0.686	26.87	0.487
GPRS 1900	LCH	30.00	1.000	26.21	0.418	23.85	0.243	22.39	0.174
	MCH	30.64	1.159	27.00	0.501	24.17	0.261	22.77	0.189
	HCH	30.99	1.256	27.25	0.531	24.82	0.304	23.29	0.213

EGPRS Conducted Output Power

Band	Channel	Conducted Output Peak Power							
		1 Slot (dBm)	1 Slot (W)	2 Slots (dBm)	2 Slots (W)	3 Slots (dBm)	3 Slots (W)	4 Slots (dBm)	4 Slots (W)
EGPRS 850	LCH	29.30	0.851	26.93	0.493	25.07	0.322	24.47	0.280
	MCH	29.39	0.869	27.12	0.516	25.23	0.334	24.55	0.285
	HCH	29.31	0.853	27.42	0.552	25.41	0.347	24.55	0.285
EGPRS 1900	LCH	28.09	0.644	24.82	0.303	22.49	0.177	21.52	0.142
	MCH	28.38	0.689	25.08	0.322	23.06	0.202	21.93	0.156
	HCH	28.73	0.746	25.87	0.386	23.36	0.217	22.44	0.175

WCDMA Mode Test Data

Test Band	Test Channel	Conducted Output AV Power (dBm)	Antenna Gain (dBi)	EIRP (dBm)	EIRP (W)	Limit (W)	Verdict
WCDMA Band 2	LCH	22.99	-2.3	20.69	0.117	2.00	Pass
	MCH	23.17	-2.3	20.87	0.122	2.00	Pass
	HCH	22.96	-2.3	20.66	0.116	2.00	Pass
HSDPA Band 2	LCH	23.00	-2.3	20.70	0.117	2.00	Pass
	MCH	23.19	-2.3	20.89	0.123	2.00	Pass
	HCH	23.00	-2.3	20.70	0.117	2.00	Pass
HSUPA Band 2	LCH	23.04	-2.3	20.74	0.119	2.00	Pass
	MCH	23.13	-2.3	20.83	0.121	2.00	Pass
	HCH	23.00	-2.3	20.70	0.117	2.00	Pass

Test Band	Test Channel	Conducted Output AV Power (dBm)	Antenna Gain (dBi)	EIRP (dBm)	EIRP (W)	Limit (W)	Verdict
WCDMA Band 4	LCH	23.69	-3	20.69	0.117	1.00	Pass
	MCH	23.93	-3	20.93	0.124	1.00	Pass
	HCH	23.98	-3	20.98	0.125	1.00	Pass
HSDPA Band 4	LCH	23.74	-3	20.74	0.119	1.00	Pass
	MCH	23.96	-3	20.96	0.125	1.00	Pass
	HCH	24.00	-3	21.00	0.126	1.00	Pass
HSUPA Band 4	LCH	23.63	-3	20.63	0.116	1.00	Pass
	MCH	23.99	-3	20.99	0.126	1.00	Pass
	HCH	23.96	-3	20.96	0.125	1.00	Pass

Test Band	Test Channel	Conducted Output AV Power (dBm)	Antenna Gain (dBi)	Antenna Gain (dBd)	ERP (dBm)	ERP (W)	Limit (W)	Verdict
WCDMA Band 5	LCH	23.65	-5.9	-8.05	15.60	0.036	7.00	Pass
	MCH	23.64	-5.9	-8.05	15.59	0.036	7.00	Pass
	HCH	23.63	-5.9	-8.05	15.58	0.036	7.00	Pass
HSDPA Band 5	LCH	22.69	-5.9	-8.05	14.64	0.029	7.00	Pass
	MCH	22.65	-5.9	-8.05	14.60	0.029	7.00	Pass
	HCH	22.64	-5.9	-8.05	14.59	0.029	7.00	Pass
HSUPA Band 5	LCH	22.71	-5.9	-8.05	14.66	0.029	7.00	Pass
	MCH	22.60	-5.9	-8.05	14.55	0.029	7.00	Pass
	HCH	22.61	-5.9	-8.05	14.56	0.029	7.00	Pass

Note 1: For the HSDPA and HSUPA mode, all subtests were tested and just the worst data were recorded in this table.

Note 2: $ERP/EIRP = P_{Meas} + GT - LC$

ERP/EIRP = effective or equivalent radiated power, respectively (expressed in the same units as P_{Meas} , typically dBW or dBm);

P_{Meas} = measured transmitter output power or PSD, in dBm or dBW;

GT = gain of the transmitting antenna, in dBd (ERP) or dBi (EIRP);

LC = signal attenuation in the connecting cable between the transmitter and antenna, in dB.

ERP = EIRP – 2.15; where ERP and EIRP are expressed in consistent units.

HSDPA Conducted Output Power

Band	Channel	Conducted Output Average Power							
		Subtest1		Subtest2		Subtest3		Subtest4	
		(dBm)	(W)	(dBm)	(W)	(dBm)	(W)	(dBm)	(W)
HSDPA Band 2	LCH	23.00	0.200	22.97	0.198	22.52	0.179	22.51	0.178
	MCH	23.18	0.208	23.19	0.208	22.64	0.184	22.67	0.185
	HCH	23.00	0.200	22.99	0.199	22.50	0.178	22.49	0.177
HSDPA Band 4	LCH	23.68	0.233	23.74	0.237	22.18	0.165	22.22	0.167
	MCH	23.96	0.249	23.95	0.248	22.46	0.176	22.46	0.176
	HCH	24.00	0.251	23.98	0.250	22.48	0.177	22.46	0.176
HSDPA Band 5	LCH	22.65	0.184	22.69	0.186	22.19	0.166	22.18	0.165
	MCH	22.64	0.184	22.65	0.184	22.14	0.164	22.15	0.164
	HCH	22.63	0.183	22.64	0.184	22.13	0.163	22.12	0.163

HSUPA Conducted Output Power

Band	Channel	Conducted Output Average Power									
		Subtest1		Subtest2		Subtest3		Subtest4		Subtest5	
		(dBm)	(W)	(dBm)	(W)	(dBm)	(W)	(dBm)	(W)	(dBm)	(W)
HSUPA Band 2	LCH	22.52	0.179	20.71	0.118	22.09	0.162	20.98	0.125	23.04	0.201
	MCH	22.59	0.182	20.91	0.123	22.19	0.166	21.12	0.129	23.13	0.206
	HCH	22.50	0.178	20.66	0.116	21.95	0.157	20.94	0.124	23.00	0.200
HSUPA Band 4	LCH	23.14	0.206	20.00	0.100	21.26	0.134	20.13	0.103	23.63	0.231
	MCH	23.44	0.221	20.46	0.111	21.41	0.138	20.48	0.112	23.99	0.251
	HCH	23.40	0.219	20.41	0.110	21.41	0.138	20.48	0.112	23.96	0.249
HSUPA Band 5	LCH	22.71	0.187	20.69	0.117	21.64	0.146	20.68	0.117	22.65	0.184
	MCH	22.60	0.182	20.61	0.115	21.68	0.147	20.65	0.116	22.60	0.182
	HCH	22.56	0.180	20.62	0.115	21.68	0.147	20.60	0.115	22.61	0.182

LTE Mode Test Data

Test BW	Test Channel	Test Mode	Test RB (Size#Offset)	Conducted Output AV Power (dBm)	Antenna Gain (dBi)	EIRP (dBm)	EIRP (W)	Limit (W)	Verdict
LTE BAND2									
1.4 MHz	LCH	QPSK	RB1#0	23.12	-2.3	20.82	0.121	2.00	Pass
			RB1#3	23.2	-2.3	20.90	0.123	2.00	Pass
			RB1#5	23.09	-2.3	20.79	0.120	2.00	Pass
			RB3#0	23.15	-2.3	20.85	0.122	2.00	Pass
			RB3#2	23.14	-2.3	20.84	0.121	2.00	Pass
			RB3#3	23.12	-2.3	20.82	0.121	2.00	Pass
		16-QAM	RB6#0	22.21	-2.3	19.91	0.098	2.00	Pass
			RB1#0	22.29	-2.3	19.99	0.100	2.00	Pass
			RB1#3	22.41	-2.3	20.11	0.103	2.00	Pass
			RB1#5	22.32	-2.3	20.02	0.100	2.00	Pass
			RB3#0	22.18	-2.3	19.88	0.097	2.00	Pass
			RB3#2	22.29	-2.3	19.99	0.100	2.00	Pass
	MCH	QPSK	RB3#3	22.2	-2.3	19.90	0.098	2.00	Pass
			RB6#0	21.33	-2.3	19.03	0.080	2.00	Pass
			RB1#0	23.08	-2.3	20.78	0.120	2.00	Pass
			RB1#3	23.13	-2.3	20.83	0.121	2.00	Pass
			RB1#5	23.09	-2.3	20.79	0.120	2.00	Pass
			RB3#0	23.15	-2.3	20.85	0.122	2.00	Pass
		16-QAM	RB3#2	23.24	-2.3	20.94	0.124	2.00	Pass
			RB3#3	23.15	-2.3	20.85	0.122	2.00	Pass
			RB6#0	22.23	-2.3	19.93	0.098	2.00	Pass
			RB1#0	22.57	-2.3	20.27	0.106	2.00	Pass
			RB1#3	22.58	-2.3	20.28	0.107	2.00	Pass
			RB1#5	22.58	-2.3	20.28	0.107	2.00	Pass
	HCH	QPSK	RB3#0	22.46	-2.3	20.16	0.104	2.00	Pass
			RB3#2	22.32	-2.3	20.02	0.100	2.00	Pass
			RB3#3	22.43	-2.3	20.13	0.103	2.00	Pass
			RB6#0	21.11	-2.3	18.81	0.076	2.00	Pass
			RB1#0	22.83	-2.3	20.53	0.113	2.00	Pass
			RB1#3	22.93	-2.3	20.63	0.116	2.00	Pass
		16-QAM	RB1#5	22.85	-2.3	20.55	0.114	2.00	Pass
			RB3#0	22.89	-2.3	20.59	0.115	2.00	Pass
			RB3#2	22.93	-2.3	20.63	0.116	2.00	Pass
			RB3#3	22.89	-2.3	20.59	0.115	2.00	Pass
			RB6#0	21.91	-2.3	19.61	0.091	2.00	Pass
			RB1#0	21.82	-2.3	19.52	0.090	2.00	Pass
	RB1#3	21.92	-2.3	19.62	0.092	2.00	Pass		
	RB1#5	21.85	-2.3	19.55	0.090	2.00	Pass		
	RB3#0	22.11	-2.3	19.81	0.096	2.00	Pass		

Test BW	Test Channel	Test Mode	Test RB (Size#Offset)	Conducted Output AV Power (dBm)	Antenna Gain (dBi)	EIRP (dBm)	EIRP (W)	Limit (W)	Verdict	
LTE BAND2										
3 MHz			RB3#2	22.1	-2.3	19.80	0.095	2.00	Pass	
			RB3#3	22.1	-2.3	19.80	0.095	2.00	Pass	
			RB6#0	21.06	-2.3	18.76	0.075	2.00	Pass	
	LCH	QPSK	RB1#0	23.22	-2.3	20.92	0.124	2.00	Pass	
			RB1#7	23.22	-2.3	20.92	0.124	2.00	Pass	
			RB1#14	23.21	-2.3	20.91	0.123	2.00	Pass	
			RB8#0	22.27	-2.3	19.97	0.099	2.00	Pass	
			RB8#4	22.31	-2.3	20.01	0.100	2.00	Pass	
			RB8#7	22.28	-2.3	19.98	0.100	2.00	Pass	
		RB15#0	22.29	-2.3	19.99	0.100	2.00	Pass		
		16-QAM	RB1#0	22.15	-2.3	19.85	0.097	2.00	Pass	
			RB1#7	22.18	-2.3	19.88	0.097	2.00	Pass	
			RB1#14	22.19	-2.3	19.89	0.097	2.00	Pass	
			RB8#0	21.41	-2.3	19.11	0.081	2.00	Pass	
			RB8#4	21.49	-2.3	19.19	0.083	2.00	Pass	
			RB8#7	21.39	-2.3	19.09	0.081	2.00	Pass	
		RB15#0	21.32	-2.3	19.02	0.080	2.00	Pass		
		MCH	QPSK	RB1#0	23.24	-2.3	20.94	0.124	2.00	Pass
				RB1#7	23.27	-2.3	20.97	0.125	2.00	Pass
				RB1#14	23.22	-2.3	20.92	0.124	2.00	Pass
				RB8#0	22.26	-2.3	19.96	0.099	2.00	Pass
	RB8#4			22.33	-2.3	20.03	0.101	2.00	Pass	
	RB8#7			22.31	-2.3	20.01	0.100	2.00	Pass	
	RB15#0		22.23	-2.3	19.93	0.098	2.00	Pass		
	16-QAM		RB1#0	22.6	-2.3	20.30	0.107	2.00	Pass	
			RB1#7	22.61	-2.3	20.31	0.107	2.00	Pass	
			RB1#14	22.55	-2.3	20.25	0.106	2.00	Pass	
			RB8#0	21.26	-2.3	18.96	0.079	2.00	Pass	
			RB8#4	21.34	-2.3	19.04	0.080	2.00	Pass	
		RB8#7	21.32	-2.3	19.02	0.080	2.00	Pass		
RB15#0	21.25	-2.3	18.95	0.079	2.00	Pass				
HCH	QPSK	RB1#0	22.97	-2.3	20.67	0.117	2.00	Pass		
		RB1#7	22.96	-2.3	20.66	0.116	2.00	Pass		
		RB1#14	22.99	-2.3	20.69	0.117	2.00	Pass		
		RB8#0	22	-2.3	19.70	0.093	2.00	Pass		
		RB8#4	22.07	-2.3	19.77	0.095	2.00	Pass		
		RB8#7	22.01	-2.3	19.71	0.094	2.00	Pass		
	RB15#0	22.04	-2.3	19.74	0.094	2.00	Pass			
	16-QAM	RB1#0	22.07	-2.3	19.77	0.095	2.00	Pass		
RB1#7	22.05	-2.3	19.75	0.094	2.00	Pass				

Test BW	Test Channel	Test Mode	Test RB (Size#Offset)	Conducted Output AV Power (dBm)	Antenna Gain (dBi)	EIRP (dBm)	EIRP (W)	Limit (W)	Verdict	
LTE BAND2										
5 MHz			RB1#14	22	-2.3	19.70	0.093	2.00	Pass	
			RB8#0	21.04	-2.3	18.74	0.075	2.00	Pass	
			RB8#4	21.13	-2.3	18.83	0.076	2.00	Pass	
			RB8#7	21.07	-2.3	18.77	0.075	2.00	Pass	
			RB15#0	21	-2.3	18.70	0.074	2.00	Pass	
	LCH	QPSK	RB1#0	23.2	-2.3	20.90	0.123	2.00	Pass	
			RB1#13	23.26	-2.3	20.96	0.125	2.00	Pass	
			RB1#24	23.15	-2.3	20.85	0.122	2.00	Pass	
			RB12#0	22.27	-2.3	19.97	0.099	2.00	Pass	
			RB12#6	22.34	-2.3	20.04	0.101	2.00	Pass	
			RB12#13	22.25	-2.3	19.95	0.099	2.00	Pass	
			RB25#0	22.29	-2.3	19.99	0.100	2.00	Pass	
		16-QAM	RB1#0	22.43	-2.3	20.13	0.103	2.00	Pass	
			RB1#13	22.52	-2.3	20.22	0.105	2.00	Pass	
			RB1#24	22.42	-2.3	20.12	0.103	2.00	Pass	
			RB12#0	21.38	-2.3	19.08	0.081	2.00	Pass	
			RB12#6	21.41	-2.3	19.11	0.081	2.00	Pass	
			RB12#13	21.35	-2.3	19.05	0.080	2.00	Pass	
		MCH	QPSK	RB25#0	21.34	-2.3	19.04	0.080	2.00	Pass
				RB1#0	23.22	-2.3	20.92	0.124	2.00	Pass
				RB1#13	23.27	-2.3	20.97	0.125	2.00	Pass
				RB1#24	23.17	-2.3	20.87	0.122	2.00	Pass
				RB12#0	22.26	-2.3	19.96	0.099	2.00	Pass
				RB12#6	22.26	-2.3	19.96	0.099	2.00	Pass
				RB12#13	22.29	-2.3	19.99	0.100	2.00	Pass
			16-QAM	RB25#0	22.22	-2.3	19.92	0.098	2.00	Pass
	RB1#0			22.79	-2.3	20.49	0.112	2.00	Pass	
	RB1#13			22.87	-2.3	20.57	0.114	2.00	Pass	
	RB1#24			22.71	-2.3	20.41	0.110	2.00	Pass	
	RB12#0			21.35	-2.3	19.05	0.080	2.00	Pass	
	RB12#6			21.38	-2.3	19.08	0.081	2.00	Pass	
	RB12#13			21.47	-2.3	19.17	0.083	2.00	Pass	
HCH	QPSK	RB25#0	21.3	-2.3	19.00	0.079	2.00	Pass		
		RB1#0	22.95	-2.3	20.65	0.116	2.00	Pass		
		RB1#13	22.98	-2.3	20.68	0.117	2.00	Pass		
		RB1#24	22.92	-2.3	20.62	0.115	2.00	Pass		
		RB12#0	22.04	-2.3	19.74	0.094	2.00	Pass		
		RB12#6	22.04	-2.3	19.74	0.094	2.00	Pass		
		RB12#13	22	-2.3	19.70	0.093	2.00	Pass		
RB25#0	22.04	-2.3	19.74	0.094	2.00	Pass				

Test BW	Test Channel	Test Mode	Test RB (Size#Offset)	Conducted Output AV Power (dBm)	Antenna Gain (dBi)	EIRP (dBm)	EIRP (W)	Limit (W)	Verdict
LTE BAND2									
10 MHz	LCH	16-QAM	RB1#0	22.13	-2.3	19.83	0.096	2.00	Pass
			RB1#13	22.14	-2.3	19.84	0.096	2.00	Pass
			RB1#24	22.05	-2.3	19.75	0.094	2.00	Pass
			RB12#0	21.15	-2.3	18.85	0.077	2.00	Pass
			RB12#6	21.09	-2.3	18.79	0.076	2.00	Pass
			RB12#13	21.11	-2.3	18.81	0.076	2.00	Pass
			RB25#0	21	-2.3	18.70	0.074	2.00	Pass
	MCH	QPSK	RB1#0	23.24	-2.3	20.94	0.124	2.00	Pass
			RB1#25	23.19	-2.3	20.89	0.123	2.00	Pass
			RB1#49	23.2	-2.3	20.90	0.123	2.00	Pass
			RB25#0	22.31	-2.3	20.01	0.100	2.00	Pass
			RB25#13	22.33	-2.3	20.03	0.101	2.00	Pass
			RB25#25	22.28	-2.3	19.98	0.100	2.00	Pass
			RB50#0	22.32	-2.3	20.02	0.100	2.00	Pass
		16-QAM	RB1#0	22.33	-2.3	20.03	0.101	2.00	Pass
			RB1#25	22.1	-2.3	19.80	0.095	2.00	Pass
			RB1#49	22.16	-2.3	19.86	0.097	2.00	Pass
			RB25#0	21.37	-2.3	19.07	0.081	2.00	Pass
			RB25#13	21.4	-2.3	19.10	0.081	2.00	Pass
			RB25#25	21.35	-2.3	19.05	0.080	2.00	Pass
			RB50#0	21.28	-2.3	18.98	0.079	2.00	Pass
HCH	QPSK	RB1#0	23.25	-2.3	20.95	0.124	2.00	Pass	
		RB1#25	23.17	-2.3	20.87	0.122	2.00	Pass	
		RB1#49	23.17	-2.3	20.87	0.122	2.00	Pass	
		RB25#0	22.27	-2.3	19.97	0.099	2.00	Pass	
		RB25#13	22.31	-2.3	20.01	0.100	2.00	Pass	
		RB25#25	22.27	-2.3	19.97	0.099	2.00	Pass	
		RB50#0	22.25	-2.3	19.95	0.099	2.00	Pass	
	16-QAM	RB1#0	22.69	-2.3	20.39	0.109	2.00	Pass	
		RB1#25	22.64	-2.3	20.34	0.108	2.00	Pass	
		RB1#49	22.62	-2.3	20.32	0.108	2.00	Pass	
		RB25#0	21.29	-2.3	18.99	0.079	2.00	Pass	
		RB25#13	21.33	-2.3	19.03	0.080	2.00	Pass	
		RB25#25	21.3	-2.3	19.00	0.079	2.00	Pass	
		RB50#0	21.26	-2.3	18.96	0.079	2.00	Pass	
QPSK	RB1#0	23.04	-2.3	20.74	0.119	2.00	Pass		
	RB1#25	23.03	-2.3	20.73	0.118	2.00	Pass		
	RB1#49	22.91	-2.3	20.61	0.115	2.00	Pass		
	RB25#0	22.04	-2.3	19.74	0.094	2.00	Pass		
	RB25#13	22.09	-2.3	19.79	0.095	2.00	Pass		

Test BW	Test Channel	Test Mode	Test RB (Size#Offset)	Conducted Output AV Power (dBm)	Antenna Gain (dBi)	EIRP (dBm)	EIRP (W)	Limit (W)	Verdict
LTE BAND2									
			RB25#25	22.06	-2.3	19.76	0.095	2.00	Pass
			RB50#0	22.02	-2.3	19.72	0.094	2.00	Pass
		16-QAM	RB1#0	22.06	-2.3	19.76	0.095	2.00	Pass
			RB1#25	22.03	-2.3	19.73	0.094	2.00	Pass
			RB1#49	21.93	-2.3	19.63	0.092	2.00	Pass
			RB25#0	21.15	-2.3	18.85	0.077	2.00	Pass
			RB25#13	21.22	-2.3	18.92	0.078	2.00	Pass
			RB25#25	21.17	-2.3	18.87	0.077	2.00	Pass
RB50#0	21.07	-2.3	18.77	0.075	2.00	Pass			
15 MHz	LCH	QPSK	RB1#0	23.09	-2.3	20.79	0.120	2.00	Pass
			RB1#38	23.08	-2.3	20.78	0.120	2.00	Pass
			RB1#74	23.02	-2.3	20.72	0.118	2.00	Pass
			RB36#0	22.16	-2.3	19.86	0.097	2.00	Pass
			RB36#19	22.19	-2.3	19.89	0.097	2.00	Pass
			RB36#39	22.19	-2.3	19.89	0.097	2.00	Pass
		RB75#0	22.15	-2.3	19.85	0.097	2.00	Pass	
		16-QAM	RB1#0	22.08	-2.3	19.78	0.095	2.00	Pass
	RB1#38		22.07	-2.3	19.77	0.095	2.00	Pass	
	RB1#74		22.03	-2.3	19.73	0.094	2.00	Pass	
	RB36#0		21.21	-2.3	18.91	0.078	2.00	Pass	
	RB36#19		21.21	-2.3	18.91	0.078	2.00	Pass	
	RB36#39		21.21	-2.3	18.91	0.078	2.00	Pass	
	RB75#0	21.18	-2.3	18.88	0.077	2.00	Pass		
	MCH	QPSK	RB1#0	23.12	-2.3	20.82	0.121	2.00	Pass
			RB1#38	23.06	-2.3	20.76	0.119	2.00	Pass
RB1#74			22.99	-2.3	20.69	0.117	2.00	Pass	
RB36#0			22.16	-2.3	19.86	0.097	2.00	Pass	
RB36#19			22.16	-2.3	19.86	0.097	2.00	Pass	
RB36#39			22.23	-2.3	19.93	0.098	2.00	Pass	
RB75#0		22.15	-2.3	19.85	0.097	2.00	Pass		
16-QAM		RB1#0	22.55	-2.3	20.25	0.106	2.00	Pass	
		RB1#38	22.53	-2.3	20.23	0.105	2.00	Pass	
		RB1#74	22.41	-2.3	20.11	0.103	2.00	Pass	
		RB36#0	21.22	-2.3	18.92	0.078	2.00	Pass	
		RB36#19	21.22	-2.3	18.92	0.078	2.00	Pass	
	RB36#39	21.3	-2.3	19.00	0.079	2.00	Pass		
RB75#0	21.14	-2.3	18.84	0.077	2.00	Pass			
HCH	QPSK	RB1#0	23.01	-2.3	20.71	0.118	2.00	Pass	
		RB1#38	22.92	-2.3	20.62	0.115	2.00	Pass	
		RB1#74	22.89	-2.3	20.59	0.115	2.00	Pass	

Test BW	Test Channel	Test Mode	Test RB (Size#Offset)	Conducted Output AV Power (dBm)	Antenna Gain (dBi)	EIRP (dBm)	EIRP (W)	Limit (W)	Verdict		
LTE BAND2											
			RB36#0	22.02	-2.3	19.72	0.094	2.00	Pass		
			RB36#19	21.99	-2.3	19.69	0.093	2.00	Pass		
			RB36#39	22.01	-2.3	19.71	0.094	2.00	Pass		
			RB75#0	22	-2.3	19.70	0.093	2.00	Pass		
		16-QAM	RB1#0	22.32	-2.3	20.02	0.100	2.00	Pass		
			RB1#38	22.31	-2.3	20.01	0.100	2.00	Pass		
			RB1#74	22.2	-2.3	19.90	0.098	2.00	Pass		
			RB36#0	21.03	-2.3	18.73	0.075	2.00	Pass		
			RB36#19	20.97	-2.3	18.67	0.074	2.00	Pass		
			RB36#39	21.06	-2.3	18.76	0.075	2.00	Pass		
			RB75#0	20.99	-2.3	18.69	0.074	2.00	Pass		
			20 MHz	LCH	QPSK	RB1#0	23.06	-2.3	20.76	0.119	2.00
		RB1#50				23.05	-2.3	20.75	0.119	2.00	Pass
		RB1#99				23.06	-2.3	20.76	0.119	2.00	Pass
		RB50#0				22.11	-2.3	19.81	0.096	2.00	Pass
		RB50#25				22.23	-2.3	19.93	0.098	2.00	Pass
RB50#50	22.21	-2.3				19.91	0.098	2.00	Pass		
RB100#0	22.21	-2.3			19.91	0.098	2.00	Pass			
16-QAM	RB1#0	22.7			-2.3	20.40	0.110	2.00	Pass		
	RB1#50	22.68			-2.3	20.38	0.109	2.00	Pass		
	RB1#99	22.63			-2.3	20.33	0.108	2.00	Pass		
	RB50#0	21.14			-2.3	18.84	0.077	2.00	Pass		
	RB50#25	21.26			-2.3	18.96	0.079	2.00	Pass		
	RB50#50	21.22		-2.3	18.92	0.078	2.00	Pass			
RB100#0	21.26	-2.3		18.96	0.079	2.00	Pass				
MCH	QPSK	RB1#0		23.13	-2.3	20.83	0.121	2.00	Pass		
		RB1#50		23.14	-2.3	20.84	0.121	2.00	Pass		
		RB1#99	23.05	-2.3	20.75	0.119	2.00	Pass			
		RB50#0	22.17	-2.3	19.87	0.097	2.00	Pass			
		RB50#25	22.16	-2.3	19.86	0.097	2.00	Pass			
		RB50#50	22.17	-2.3	19.87	0.097	2.00	Pass			
	RB100#0	22.15	-2.3	19.85	0.097	2.00	Pass				
	16-QAM	RB1#0	22.7	-2.3	20.40	0.110	2.00	Pass			
		RB1#50	22.62	-2.3	20.32	0.108	2.00	Pass			
		RB1#99	22.52	-2.3	20.22	0.105	2.00	Pass			
		RB50#0	21.25	-2.3	18.95	0.079	2.00	Pass			
		RB50#25	21.2	-2.3	18.90	0.078	2.00	Pass			
RB50#50		21.22	-2.3	18.92	0.078	2.00	Pass				
RB100#0	21.16	-2.3	18.86	0.077	2.00	Pass					
HCH	QPSK	RB1#0	23.01	-2.3	20.71	0.118	2.00	Pass			

Test BW	Test Channel	Test Mode	Test RB (Size#Offset)	Conducted Output AV Power (dBm)	Antenna Gain (dBi)	EIRP (dBm)	EIRP (W)	Limit (W)	Verdict
LTE BAND2									
			RB1#50	22.95	-2.3	20.65	0.116	2.00	Pass
			RB1#99	22.81	-2.3	20.51	0.112	2.00	Pass
			RB50#0	22.07	-2.3	19.77	0.095	2.00	Pass
			RB50#25	22.1	-2.3	19.80	0.095	2.00	Pass
			RB50#50	22.06	-2.3	19.76	0.095	2.00	Pass
			RB100#0	22.04	-2.3	19.74	0.094	2.00	Pass
		16-QAM	RB1#0	22.5	-2.3	20.20	0.105	2.00	Pass
			RB1#50	22.42	-2.3	20.12	0.103	2.00	Pass
			RB1#99	22.31	-2.3	20.01	0.100	2.00	Pass
			RB50#0	21.07	-2.3	18.77	0.075	2.00	Pass
			RB50#25	21.15	-2.3	18.85	0.077	2.00	Pass
			RB50#50	21.06	-2.3	18.76	0.075	2.00	Pass
			RB100#0	21.05	-2.3	18.75	0.075	2.00	Pass

Test BW	Test Channel	Test Mode	Test RB (Size#Offset)	Conducted Output AV Power (dBm)	Antenna Gain (dBi)	EIRP (dBm)	EIRP (W)	Limit (W)	Verdict
LTE BAND4									
1.4 MHz	LCH	QPSK	RB1#0	22.55	-2.3	20.25	0.106	1.00	Pass
			RB1#3	22.66	-2.3	20.36	0.109	1.00	Pass
			RB1#5	22.56	-2.3	20.26	0.106	1.00	Pass
			RB3#0	22.6	-2.3	20.30	0.107	1.00	Pass
			RB3#2	22.59	-2.3	20.29	0.107	1.00	Pass
			RB3#3	22.6	-2.3	20.30	0.107	1.00	Pass
		RB6#0	21.66	-2.3	19.36	0.086	1.00	Pass	
		16-QAM	RB1#0	21.78	-2.3	19.48	0.089	1.00	Pass
			RB1#3	21.82	-2.3	19.52	0.090	1.00	Pass
			RB1#5	21.79	-2.3	19.49	0.089	1.00	Pass
			RB3#0	21.7	-2.3	19.40	0.087	1.00	Pass
			RB3#2	21.71	-2.3	19.41	0.087	1.00	Pass
	RB3#3		21.68	-2.3	19.38	0.087	1.00	Pass	
	RB6#0	20.87	-2.3	18.57	0.072	1.00	Pass		
	MCH	QPSK	RB1#0	22.55	-2.3	20.25	0.106	1.00	Pass
			RB1#3	22.59	-2.3	20.29	0.107	1.00	Pass
			RB1#5	22.56	-2.3	20.26	0.106	1.00	Pass
			RB3#0	22.63	-2.3	20.33	0.108	1.00	Pass
			RB3#2	22.71	-2.3	20.41	0.110	1.00	Pass
			RB3#3	22.56	-2.3	20.26	0.106	1.00	Pass
		RB6#0	21.69	-2.3	19.39	0.087	1.00	Pass	
		16-QAM	RB1#0	22.02	-2.3	19.72	0.094	1.00	Pass
			RB1#3	22.01	-2.3	19.71	0.094	1.00	Pass
			RB1#5	22	-2.3	19.70	0.093	1.00	Pass
			RB3#0	21.86	-2.3	19.56	0.090	1.00	Pass
			RB3#2	21.81	-2.3	19.51	0.089	1.00	Pass
	RB3#3		21.83	-2.3	19.53	0.090	1.00	Pass	
	RB6#0	20.54	-2.3	18.24	0.067	1.00	Pass		
	HCH	QPSK	RB1#0	22.45	-2.3	20.15	0.104	1.00	Pass
			RB1#3	22.54	-2.3	20.24	0.106	1.00	Pass
			RB1#5	22.45	-2.3	20.15	0.104	1.00	Pass
			RB3#0	22.48	-2.3	20.18	0.104	1.00	Pass
			RB3#2	22.55	-2.3	20.25	0.106	1.00	Pass
			RB3#3	22.52	-2.3	20.22	0.105	1.00	Pass
		RB6#0	21.58	-2.3	19.28	0.085	1.00	Pass	
		16-QAM	RB1#0	21.53	-2.3	19.23	0.084	1.00	Pass
RB1#3			21.6	-2.3	19.30	0.085	1.00	Pass	
RB1#5			21.6	-2.3	19.30	0.085	1.00	Pass	
RB3#0			21.72	-2.3	19.42	0.087	1.00	Pass	

Test BW	Test Channel	Test Mode	Test RB (Size#Offset)	Conducted Output AV Power (dBm)	Antenna Gain (dBi)	EIRP (dBm)	EIRP (W)	Limit (W)	Verdict	
LTE BAND4										
3 MHz			RB3#2	21.83	-2.3	19.53	0.090	1.00	Pass	
			RB3#3	21.75	-2.3	19.45	0.088	1.00	Pass	
			RB6#0	20.71	-2.3	18.41	0.069	1.00	Pass	
	LCH	QPSK	RB1#0	22.67	-2.3	20.37	0.109	1.00	Pass	
			RB1#7	22.7	-2.3	20.40	0.110	1.00	Pass	
			RB1#14	22.64	-2.3	20.34	0.108	1.00	Pass	
			RB8#0	21.79	-2.3	19.49	0.089	1.00	Pass	
			RB8#4	21.77	-2.3	19.47	0.089	1.00	Pass	
			RB8#7	21.76	-2.3	19.46	0.088	1.00	Pass	
			RB15#0	21.72	-2.3	19.42	0.087	1.00	Pass	
			16-QAM	RB1#0	21.61	-2.3	19.31	0.085	1.00	Pass
				RB1#7	21.71	-2.3	19.41	0.087	1.00	Pass
		RB1#14		21.59	-2.3	19.29	0.085	1.00	Pass	
		RB8#0		20.85	-2.3	18.55	0.072	1.00	Pass	
		RB8#4		20.9	-2.3	18.60	0.072	1.00	Pass	
		RB8#7		20.83	-2.3	18.53	0.071	1.00	Pass	
		MCH	QPSK	RB1#0	22.69	-2.3	20.39	0.109	1.00	Pass
				RB1#7	22.72	-2.3	20.42	0.110	1.00	Pass
				RB1#14	22.67	-2.3	20.37	0.109	1.00	Pass
				RB8#0	21.67	-2.3	19.37	0.086	1.00	Pass
				RB8#4	21.75	-2.3	19.45	0.088	1.00	Pass
	RB8#7			21.76	-2.3	19.46	0.088	1.00	Pass	
	16-QAM		RB15#0	21.64	-2.3	19.34	0.086	1.00	Pass	
			RB1#0	22.14	-2.3	19.84	0.096	1.00	Pass	
			RB1#7	22.13	-2.3	19.83	0.096	1.00	Pass	
			RB1#14	22.07	-2.3	19.77	0.095	1.00	Pass	
			RB8#0	20.64	-2.3	18.34	0.068	1.00	Pass	
			RB8#4	20.89	-2.3	18.59	0.072	1.00	Pass	
	HCH	QPSK	RB8#7	20.74	-2.3	18.44	0.070	1.00	Pass	
			RB15#0	20.69	-2.3	18.39	0.069	1.00	Pass	
			RB1#0	22.62	-2.3	20.32	0.108	1.00	Pass	
			RB1#7	22.59	-2.3	20.29	0.107	1.00	Pass	
			RB1#14	22.5	-2.3	20.20	0.105	1.00	Pass	
RB8#0			21.62	-2.3	19.32	0.086	1.00	Pass		
16-QAM		RB8#4	21.66	-2.3	19.36	0.086	1.00	Pass		
		RB8#7	21.57	-2.3	19.27	0.085	1.00	Pass		
		RB15#0	21.61	-2.3	19.31	0.085	1.00	Pass		
			RB1#0	21.71	-2.3	19.41	0.087	1.00	Pass	
			RB1#7	21.67	-2.3	19.37	0.086	1.00	Pass	

Test BW	Test Channel	Test Mode	Test RB (Size#Offset)	Conducted Output AV Power (dBm)	Antenna Gain (dBi)	EIRP (dBm)	EIRP (W)	Limit (W)	Verdict	
LTE BAND4										
5 MHz			RB1#14	21.64	-2.3	19.34	0.086	1.00	Pass	
			RB8#0	20.64	-2.3	18.34	0.068	1.00	Pass	
			RB8#4	20.72	-2.3	18.42	0.070	1.00	Pass	
			RB8#7	20.59	-2.3	18.29	0.067	1.00	Pass	
			RB15#0	20.59	-2.3	18.29	0.067	1.00	Pass	
	LCH	QPSK	RB1#0	22.72	-2.3	20.42	0.110	1.00	Pass	
			RB1#13	22.72	-2.3	20.42	0.110	1.00	Pass	
			RB1#24	22.66	-2.3	20.36	0.109	1.00	Pass	
			RB12#0	21.7	-2.3	19.40	0.087	1.00	Pass	
			RB12#6	21.75	-2.3	19.45	0.088	1.00	Pass	
			RB12#13	21.71	-2.3	19.41	0.087	1.00	Pass	
			RB25#0	21.77	-2.3	19.47	0.089	1.00	Pass	
		16-QAM	RB1#0	21.95	-2.3	19.65	0.092	1.00	Pass	
			RB1#13	21.92	-2.3	19.62	0.092	1.00	Pass	
			RB1#24	21.89	-2.3	19.59	0.091	1.00	Pass	
			RB12#0	20.83	-2.3	18.53	0.071	1.00	Pass	
			RB12#6	20.86	-2.3	18.56	0.072	1.00	Pass	
			RB12#13	20.81	-2.3	18.51	0.071	1.00	Pass	
			RB25#0	20.81	-2.3	18.51	0.071	1.00	Pass	
		MCH	QPSK	RB1#0	22.68	-2.3	20.38	0.109	1.00	Pass
				RB1#13	22.74	-2.3	20.44	0.111	1.00	Pass
				RB1#24	22.64	-2.3	20.34	0.108	1.00	Pass
				RB12#0	21.7	-2.3	19.40	0.087	1.00	Pass
	RB12#6			21.75	-2.3	19.45	0.088	1.00	Pass	
	RB12#13			21.73	-2.3	19.43	0.088	1.00	Pass	
	RB25#0			21.65	-2.3	19.35	0.086	1.00	Pass	
	16-QAM		RB1#0	22.25	-2.3	19.95	0.099	1.00	Pass	
			RB1#13	22.28	-2.3	19.98	0.100	1.00	Pass	
RB1#24			22.25	-2.3	19.95	0.099	1.00	Pass		
RB12#0			20.82	-2.3	18.52	0.071	1.00	Pass		
RB12#6			20.89	-2.3	18.59	0.072	1.00	Pass		
RB12#13			20.9	-2.3	18.60	0.072	1.00	Pass		
RB25#0	20.74	-2.3	18.44	0.070	1.00	Pass				
HCH	QPSK	RB1#0	22.69	-2.3	20.39	0.109	1.00	Pass		
		RB1#13	22.63	-2.3	20.33	0.108	1.00	Pass		
		RB1#24	22.59	-2.3	20.29	0.107	1.00	Pass		
		RB12#0	21.65	-2.3	19.35	0.086	1.00	Pass		
		RB12#6	21.67	-2.3	19.37	0.086	1.00	Pass		
		RB12#13	21.64	-2.3	19.34	0.086	1.00	Pass		
		RB25#0	21.65	-2.3	19.35	0.086	1.00	Pass		

Test BW	Test Channel	Test Mode	Test RB (Size#Offset)	Conducted Output AV Power (dBm)	Antenna Gain (dBi)	EIRP (dBm)	EIRP (W)	Limit (W)	Verdict
LTE BAND4									
10 MHz	LCH	16-QAM	RB1#0	21.84	-2.3	19.54	0.090	1.00	Pass
			RB1#13	21.87	-2.3	19.57	0.091	1.00	Pass
			RB1#24	21.81	-2.3	19.51	0.089	1.00	Pass
			RB12#0	20.76	-2.3	18.46	0.070	1.00	Pass
			RB12#6	20.72	-2.3	18.42	0.070	1.00	Pass
			RB12#13	20.76	-2.3	18.46	0.070	1.00	Pass
			RB25#0	20.62	-2.3	18.32	0.068	1.00	Pass
	MCH	QPSK	RB1#0	22.68	-2.3	20.38	0.109	1.00	Pass
			RB1#25	22.64	-2.3	20.34	0.108	1.00	Pass
			RB1#49	22.64	-2.3	20.34	0.108	1.00	Pass
			RB25#0	21.78	-2.3	19.48	0.089	1.00	Pass
			RB25#13	21.77	-2.3	19.47	0.089	1.00	Pass
			RB25#25	21.76	-2.3	19.46	0.088	1.00	Pass
			RB50#0	21.79	-2.3	19.49	0.089	1.00	Pass
		16-QAM	RB1#0	21.66	-2.3	19.36	0.086	1.00	Pass
			RB1#25	21.66	-2.3	19.36	0.086	1.00	Pass
			RB1#49	21.59	-2.3	19.29	0.085	1.00	Pass
			RB25#0	20.81	-2.3	18.51	0.071	1.00	Pass
			RB25#13	20.8	-2.3	18.50	0.071	1.00	Pass
			RB25#25	20.75	-2.3	18.45	0.070	1.00	Pass
			RB50#0	20.76	-2.3	18.46	0.070	1.00	Pass
	HCH	QPSK	RB1#0	22.61	-2.3	20.31	0.107	1.00	Pass
			RB1#25	22.66	-2.3	20.36	0.109	1.00	Pass
			RB1#49	22.55	-2.3	20.25	0.106	1.00	Pass
			RB25#0	21.68	-2.3	19.38	0.087	1.00	Pass
			RB25#13	21.72	-2.3	19.42	0.087	1.00	Pass
			RB25#25	21.64	-2.3	19.34	0.086	1.00	Pass
			RB50#0	21.71	-2.3	19.41	0.087	1.00	Pass
16-QAM		RB1#0	22.14	-2.3	19.84	0.096	1.00	Pass	
		RB1#25	22.18	-2.3	19.88	0.097	1.00	Pass	
		RB1#49	22.11	-2.3	19.81	0.096	1.00	Pass	
		RB25#0	20.8	-2.3	18.50	0.071	1.00	Pass	
		RB25#13	20.75	-2.3	18.45	0.070	1.00	Pass	
		RB25#25	20.69	-2.3	18.39	0.069	1.00	Pass	
		RB50#0	20.76	-2.3	18.46	0.070	1.00	Pass	
QPSK	RB1#0	22.68	-2.3	20.38	0.109	1.00	Pass		
	RB1#25	22.6	-2.3	20.30	0.107	1.00	Pass		
	RB1#49	22.52	-2.3	20.22	0.105	1.00	Pass		
	RB25#0	21.73	-2.3	19.43	0.088	1.00	Pass		
	RB25#13	21.71	-2.3	19.41	0.087	1.00	Pass		

Test BW	Test Channel	Test Mode	Test RB (Size#Offset)	Conducted Output AV Power (dBm)	Antenna Gain (dBi)	EIRP (dBm)	EIRP (W)	Limit (W)	Verdict	
LTE BAND4										
			RB25#25	21.64	-2.3	19.34	0.086	1.00	Pass	
			RB50#0	21.72	-2.3	19.42	0.087	1.00	Pass	
		16-QAM	RB1#0	21.79	-2.3	19.49	0.089	1.00	Pass	
			RB1#25	21.71	-2.3	19.41	0.087	1.00	Pass	
			RB1#49	21.55	-2.3	19.25	0.084	1.00	Pass	
			RB25#0	20.83	-2.3	18.53	0.071	1.00	Pass	
			RB25#13	20.82	-2.3	18.52	0.071	1.00	Pass	
			RB25#25	20.74	-2.3	18.44	0.070	1.00	Pass	
		RB50#0	20.72	-2.3	18.42	0.070	1.00	Pass		
15 MHz	LCH	QPSK	RB1#0	22.5	-2.3	20.20	0.105	1.00	Pass	
			RB1#38	22.54	-2.3	20.24	0.106	1.00	Pass	
			RB1#74	22.48	-2.3	20.18	0.104	1.00	Pass	
			RB36#0	21.61	-2.3	19.31	0.085	1.00	Pass	
			RB36#19	21.65	-2.3	19.35	0.086	1.00	Pass	
			RB36#39	21.6	-2.3	19.30	0.085	1.00	Pass	
				RB75#0	21.61	-2.3	19.31	0.085	1.00	Pass
		16-QAM	RB1#0	21.51	-2.3	19.21	0.083	1.00	Pass	
			RB1#38	21.55	-2.3	19.25	0.084	1.00	Pass	
			RB1#74	21.5	-2.3	19.20	0.083	1.00	Pass	
			RB36#0	20.66	-2.3	18.36	0.069	1.00	Pass	
			RB36#19	20.69	-2.3	18.39	0.069	1.00	Pass	
	RB36#39		20.61	-2.3	18.31	0.068	1.00	Pass		
			RB75#0	20.63	-2.3	18.33	0.068	1.00	Pass	
	MCH	QPSK	RB1#0	22.56	-2.3	20.26	0.106	1.00	Pass	
			RB1#38	22.55	-2.3	20.25	0.106	1.00	Pass	
			RB1#74	22.44	-2.3	20.14	0.103	1.00	Pass	
			RB36#0	21.59	-2.3	19.29	0.085	1.00	Pass	
			RB36#19	21.58	-2.3	19.28	0.085	1.00	Pass	
			RB36#39	21.55	-2.3	19.25	0.084	1.00	Pass	
				RB75#0	21.53	-2.3	19.23	0.084	1.00	Pass
		16-QAM	RB1#0	22.01	-2.3	19.71	0.094	1.00	Pass	
			RB1#38	22.01	-2.3	19.71	0.094	1.00	Pass	
			RB1#74	21.89	-2.3	19.59	0.091	1.00	Pass	
RB36#0			20.66	-2.3	18.36	0.069	1.00	Pass		
RB36#19			20.66	-2.3	18.36	0.069	1.00	Pass		
RB36#39	20.58		-2.3	18.28	0.067	1.00	Pass			
		RB75#0	20.62	-2.3	18.32	0.068	1.00	Pass		
HCH	QPSK	RB1#0	22.72	-2.3	20.42	0.110	1.00	Pass		
		RB1#38	22.57	-2.3	20.27	0.106	1.00	Pass		
		RB1#74	22.43	-2.3	20.13	0.103	1.00	Pass		

Test BW	Test Channel	Test Mode	Test RB (Size#Offset)	Conducted Output AV Power (dBm)	Antenna Gain (dBi)	EIRP (dBm)	EIRP (W)	Limit (W)	Verdict		
LTE BAND4											
			RB36#0	21.73	-2.3	19.43	0.088	1.00	Pass		
			RB36#19	21.69	-2.3	19.39	0.087	1.00	Pass		
			RB36#39	21.59	-2.3	19.29	0.085	1.00	Pass		
			RB75#0	21.66	-2.3	19.36	0.086	1.00	Pass		
			16-QAM	RB1#0	22.07	-2.3	19.77	0.095	1.00	Pass	
				RB1#38	22.09	-2.3	19.79	0.095	1.00	Pass	
				RB1#74	21.95	-2.3	19.65	0.092	1.00	Pass	
				RB36#0	20.74	-2.3	18.44	0.070	1.00	Pass	
				RB36#19	20.69	-2.3	18.39	0.069	1.00	Pass	
		RB36#39	20.57	-2.3	18.27	0.067	1.00	Pass			
		RB75#0	20.67	-2.3	18.37	0.069	1.00	Pass			
		20 MHz	LCH	QPSK	RB1#0	22.63	-2.3	20.33	0.108	1.00	Pass
					RB1#50	22.55	-2.3	20.25	0.106	1.00	Pass
					RB1#99	22.52	-2.3	20.22	0.105	1.00	Pass
					RB50#0	21.61	-2.3	19.31	0.085	1.00	Pass
					RB50#25	21.69	-2.3	19.39	0.087	1.00	Pass
					RB50#50	21.62	-2.3	19.32	0.086	1.00	Pass
				RB100#0	21.69	-2.3	19.39	0.087	1.00	Pass	
16-QAM	RB1#0			22.18	-2.3	19.88	0.097	1.00	Pass		
	RB1#50			22.17	-2.3	19.87	0.097	1.00	Pass		
	RB1#99			22.09	-2.3	19.79	0.095	1.00	Pass		
	RB50#0			20.71	-2.3	18.41	0.069	1.00	Pass		
	RB50#25			20.74	-2.3	18.44	0.070	1.00	Pass		
	RB50#50		20.67	-2.3	18.37	0.069	1.00	Pass			
RB100#0	20.71		-2.3	18.41	0.069	1.00	Pass				
MCH	QPSK		RB1#0	22.67	-2.3	20.37	0.109	1.00	Pass		
			RB1#50	22.62	-2.3	20.32	0.108	1.00	Pass		
			RB1#99	22.57	-2.3	20.27	0.106	1.00	Pass		
			RB50#0	21.6	-2.3	19.30	0.085	1.00	Pass		
		RB50#25	21.61	-2.3	19.31	0.085	1.00	Pass			
		RB50#50	21.58	-2.3	19.28	0.085	1.00	Pass			
	RB100#0	21.63	-2.3	19.33	0.086	1.00	Pass				
	16-QAM	RB1#0	22.14	-2.3	19.84	0.096	1.00	Pass			
		RB1#50	22.02	-2.3	19.72	0.094	1.00	Pass			
RB1#99		21.96	-2.3	19.66	0.092	1.00	Pass				
HCH	QPSK	RB50#0	20.68	-2.3	18.38	0.069	1.00	Pass			
		RB50#25	20.65	-2.3	18.35	0.068	1.00	Pass			
		RB50#50	20.62	-2.3	18.32	0.068	1.00	Pass			
		RB100#0	20.62	-2.3	18.32	0.068	1.00	Pass			
		RB1#0	22.7	-2.3	20.40	0.110	1.00	Pass			

Test BW	Test Channel	Test Mode	Test RB (Size#Offset)	Conducted Output AV Power (dBm)	Antenna Gain (dBi)	EIRP (dBm)	EIRP (W)	Limit (W)	Verdict
LTE BAND4									
			RB1#50	22.6	-2.3	20.30	0.107	1.00	Pass
			RB1#99	22.46	-2.3	20.16	0.104	1.00	Pass
			RB50#0	21.81	-2.3	19.51	0.089	1.00	Pass
			RB50#25	21.78	-2.3	19.48	0.089	1.00	Pass
			RB50#50	21.68	-2.3	19.38	0.087	1.00	Pass
			RB100#0	21.74	-2.3	19.44	0.088	1.00	Pass
		16-QAM	RB1#0	22.14	-2.3	19.84	0.096	1.00	Pass
			RB1#50	22.04	-2.3	19.74	0.094	1.00	Pass
			RB1#99	21.91	-2.3	19.61	0.091	1.00	Pass
			RB50#0	20.81	-2.3	18.51	0.071	1.00	Pass
			RB50#25	20.77	-2.3	18.47	0.070	1.00	Pass
			RB50#50	20.65	-2.3	18.35	0.068	1.00	Pass
			RB100#0	20.76	-2.3	18.46	0.070	1.00	Pass

Test BW	Test Channel	Test Mode	Test RB (Size#Offset)	Conducted Output AV Power (dBm)	Antenna Gain (dBi)	Antenna Gain (dBd)	ERP (dBm)	ERP (W)	Limit (W)	Verdict
LTE BAND5										
1.4 MHz	LCH	QPSK	RB1#0	23.59	-5.9	-8.05	15.54	0.036	7.00	Pass
			RB1#3	23.65	-5.9	-8.05	15.60	0.036	7.00	Pass
			RB1#5	23.56	-5.9	-8.05	15.51	0.036	7.00	Pass
			RB3#0	23.65	-5.9	-8.05	15.60	0.036	7.00	Pass
			RB3#2	23.69	-5.9	-8.05	15.64	0.037	7.00	Pass
			RB3#3	23.6	-5.9	-8.05	15.55	0.036	7.00	Pass
			RB6#0	22.69	-5.9	-8.05	14.64	0.029	7.00	Pass
		16-QAM	RB1#0	22.81	-5.9	-8.05	14.76	0.030	7.00	Pass
			RB1#3	22.88	-5.9	-8.05	14.83	0.030	7.00	Pass
			RB1#5	22.82	-5.9	-8.05	14.77	0.030	7.00	Pass
			RB3#0	22.77	-5.9	-8.05	14.72	0.030	7.00	Pass
			RB3#2	22.82	-5.9	-8.05	14.77	0.030	7.00	Pass
			RB3#3	22.7	-5.9	-8.05	14.65	0.029	7.00	Pass
			RB6#0	21.83	-5.9	-8.05	13.78	0.024	7.00	Pass
	MCH	QPSK	RB1#0	23.49	-5.9	-8.05	15.44	0.035	7.00	Pass
			RB1#3	23.56	-5.9	-8.05	15.51	0.036	7.00	Pass
			RB1#5	23.54	-5.9	-8.05	15.49	0.035	7.00	Pass
			RB3#0	23.58	-5.9	-8.05	15.53	0.036	7.00	Pass
			RB3#2	23.64	-5.9	-8.05	15.59	0.036	7.00	Pass
			RB3#3	23.61	-5.9	-8.05	15.56	0.036	7.00	Pass
			RB6#0	22.63	-5.9	-8.05	14.58	0.029	7.00	Pass
		16-QAM	RB1#0	22.93	-5.9	-8.05	14.88	0.031	7.00	Pass
			RB1#3	22.96	-5.9	-8.05	14.91	0.031	7.00	Pass
			RB1#5	23	-5.9	-8.05	14.95	0.031	7.00	Pass
			RB3#0	22.86	-5.9	-8.05	14.81	0.030	7.00	Pass
			RB3#2	22.82	-5.9	-8.05	14.77	0.030	7.00	Pass
			RB3#3	22.83	-5.9	-8.05	14.78	0.030	7.00	Pass
			RB6#0	21.53	-5.9	-8.05	13.48	0.022	7.00	Pass
	HCH	QPSK	RB1#0	23.49	-5.9	-8.05	15.44	0.035	7.00	Pass
			RB1#3	23.56	-5.9	-8.05	15.51	0.036	7.00	Pass
			RB1#5	23.53	-5.9	-8.05	15.48	0.035	7.00	Pass
			RB3#0	23.55	-5.9	-8.05	15.50	0.035	7.00	Pass
			RB3#2	23.57	-5.9	-8.05	15.52	0.036	7.00	Pass
			RB3#3	23.52	-5.9	-8.05	15.47	0.035	7.00	Pass
			RB6#0	22.61	-5.9	-8.05	14.56	0.029	7.00	Pass
		16-QAM	RB1#0	22.57	-5.9	-8.05	14.52	0.028	7.00	Pass
RB1#3			22.7	-5.9	-8.05	14.65	0.029	7.00	Pass	
RB1#5			22.58	-5.9	-8.05	14.53	0.028	7.00	Pass	
RB3#0			22.79	-5.9	-8.05	14.74	0.030	7.00	Pass	

Test BW	Test Channel	Test Mode	Test RB (Size#Offset)	Conducted Output AV Power (dBm)	Antenna Gain (dBi)	Antenna Gain (dBd)	ERP (dBm)	ERP (W)	Limit (W)	Verdict
LTE BAND5										
3 MHz			RB3#2	22.86	-5.9	-8.05	14.81	0.030	7.00	Pass
			RB3#3	22.79	-5.9	-8.05	14.74	0.030	7.00	Pass
			RB6#0	21.81	-5.9	-8.05	13.76	0.024	7.00	Pass
	LCH	QPSK	RB1#0	23.75	-5.9	-8.05	15.70	0.037	7.00	Pass
			RB1#7	23.71	-5.9	-8.05	15.66	0.037	7.00	Pass
			RB1#14	23.68	-5.9	-8.05	15.63	0.037	7.00	Pass
			RB8#0	22.77	-5.9	-8.05	14.72	0.030	7.00	Pass
			RB8#4	22.79	-5.9	-8.05	14.74	0.030	7.00	Pass
			RB8#7	22.77	-5.9	-8.05	14.72	0.030	7.00	Pass
			RB15#0	22.77	-5.9	-8.05	14.72	0.030	7.00	Pass
			16-QAM	RB1#0	22.75	-5.9	-8.05	14.70	0.030	7.00
		RB1#7		22.68	-5.9	-8.05	14.63	0.029	7.00	Pass
		RB1#14		22.6	-5.9	-8.05	14.55	0.029	7.00	Pass
		RB8#0		21.88	-5.9	-8.05	13.83	0.024	7.00	Pass
		RB8#4		21.89	-5.9	-8.05	13.84	0.024	7.00	Pass
		RB8#7		21.83	-5.9	-8.05	13.78	0.024	7.00	Pass
		RB15#0		21.82	-5.9	-8.05	13.77	0.024	7.00	Pass
		MCH	QPSK	RB1#0	23.7	-5.9	-8.05	15.65	0.037	7.00
	RB1#7			23.74	-5.9	-8.05	15.69	0.037	7.00	Pass
	RB1#14			23.74	-5.9	-8.05	15.69	0.037	7.00	Pass
	RB8#0			22.73	-5.9	-8.05	14.68	0.029	7.00	Pass
	RB8#4			22.68	-5.9	-8.05	14.63	0.029	7.00	Pass
	RB8#7			22.81	-5.9	-8.05	14.76	0.030	7.00	Pass
	RB15#0			22.72	-5.9	-8.05	14.67	0.029	7.00	Pass
	16-QAM		RB1#0	23.02	-5.9	-8.05	14.97	0.031	7.00	Pass
			RB1#7	23.1	-5.9	-8.05	15.05	0.032	7.00	Pass
			RB1#14	23.04	-5.9	-8.05	14.99	0.032	7.00	Pass
			RB8#0	21.78	-5.9	-8.05	13.73	0.024	7.00	Pass
			RB8#4	21.79	-5.9	-8.05	13.74	0.024	7.00	Pass
			RB8#7	21.84	-5.9	-8.05	13.79	0.024	7.00	Pass
RB15#0			21.77	-5.9	-8.05	13.72	0.024	7.00	Pass	
HCH			QPSK	RB1#0	23.66	-5.9	-8.05	15.61	0.036	7.00
	RB1#7	23.67		-5.9	-8.05	15.62	0.036	7.00	Pass	
	RB1#14	23.63		-5.9	-8.05	15.58	0.036	7.00	Pass	
	RB8#0	22.74		-5.9	-8.05	14.69	0.029	7.00	Pass	
	RB8#4	22.76		-5.9	-8.05	14.71	0.030	7.00	Pass	
	RB8#7	22.69		-5.9	-8.05	14.64	0.029	7.00	Pass	
	RB15#0	22.79		-5.9	-8.05	14.74	0.030	7.00	Pass	
	16-QAM	RB1#0		22.73	-5.9	-8.05	14.68	0.029	7.00	Pass
	RB1#7	22.8	-5.9	-8.05	14.75	0.030	7.00	Pass		

Test BW	Test Channel	Test Mode	Test RB (Size#Offset)	Conducted Output AV Power (dBm)	Antenna Gain (dBi)	Antenna Gain (dBd)	ERP (dBm)	ERP (W)	Limit (W)	Verdict
LTE BAND5										
5 MHz			RB1#14	22.74	-5.9	-8.05	14.69	0.029	7.00	Pass
			RB8#0	21.75	-5.9	-8.05	13.70	0.023	7.00	Pass
			RB8#4	21.84	-5.9	-8.05	13.79	0.024	7.00	Pass
			RB8#7	21.77	-5.9	-8.05	13.72	0.024	7.00	Pass
			RB15#0	21.71	-5.9	-8.05	13.66	0.023	7.00	Pass
	LCH	QPSK	RB1#0	23.75	-5.9	-8.05	15.70	0.037	7.00	Pass
			RB1#13	23.73	-5.9	-8.05	15.68	0.037	7.00	Pass
			RB1#24	23.66	-5.9	-8.05	15.61	0.036	7.00	Pass
			RB12#0	22.8	-5.9	-8.05	14.75	0.030	7.00	Pass
			RB12#6	22.79	-5.9	-8.05	14.74	0.030	7.00	Pass
			RB12#13	22.78	-5.9	-8.05	14.73	0.030	7.00	Pass
			RB25#0	22.78	-5.9	-8.05	14.73	0.030	7.00	Pass
		16-QAM	RB1#0	23.01	-5.9	-8.05	14.96	0.031	7.00	Pass
			RB1#13	22.96	-5.9	-8.05	14.91	0.031	7.00	Pass
			RB1#24	22.99	-5.9	-8.05	14.94	0.031	7.00	Pass
			RB12#0	21.88	-5.9	-8.05	13.83	0.024	7.00	Pass
			RB12#6	21.87	-5.9	-8.05	13.82	0.024	7.00	Pass
			RB12#13	21.83	-5.9	-8.05	13.78	0.024	7.00	Pass
			RB25#0	21.82	-5.9	-8.05	13.77	0.024	7.00	Pass
	MCH	QPSK	RB1#0	23.72	-5.9	-8.05	15.67	0.037	7.00	Pass
			RB1#13	23.72	-5.9	-8.05	15.67	0.037	7.00	Pass
			RB1#24	23.76	-5.9	-8.05	15.71	0.037	7.00	Pass
			RB12#0	22.75	-5.9	-8.05	14.70	0.030	7.00	Pass
			RB12#6	22.76	-5.9	-8.05	14.71	0.030	7.00	Pass
			RB12#13	22.83	-5.9	-8.05	14.78	0.030	7.00	Pass
			RB25#0	22.75	-5.9	-8.05	14.70	0.030	7.00	Pass
		16-QAM	RB1#0	23.34	-5.9	-8.05	15.29	0.034	7.00	Pass
RB1#13			23.32	-5.9	-8.05	15.27	0.034	7.00	Pass	
RB1#24			23.34	-5.9	-8.05	15.29	0.034	7.00	Pass	
RB12#0			21.93	-5.9	-8.05	13.88	0.024	7.00	Pass	
RB12#6			21.9	-5.9	-8.05	13.85	0.024	7.00	Pass	
RB12#13			22	-5.9	-8.05	13.95	0.025	7.00	Pass	
HCH	QPSK	RB25#0	21.83	-5.9	-8.05	13.78	0.024	7.00	Pass	
		RB1#0	23.64	-5.9	-8.05	15.59	0.036	7.00	Pass	
		RB1#13	23.7	-5.9	-8.05	15.65	0.037	7.00	Pass	
		RB1#24	23.67	-5.9	-8.05	15.62	0.036	7.00	Pass	
		RB12#0	22.71	-5.9	-8.05	14.66	0.029	7.00	Pass	
		RB12#6	22.69	-5.9	-8.05	14.64	0.029	7.00	Pass	
		RB12#13	22.79	-5.9	-8.05	14.74	0.030	7.00	Pass	
RB25#0	22.71	-5.9	-8.05	14.66	0.029	7.00	Pass			

Test BW	Test Channel	Test Mode	Test RB (Size#Offset)	Conducted Output AV Power (dBm)	Antenna Gain (dBi)	Antenna Gain (dBd)	ERP (dBm)	ERP (W)	Limit (W)	Verdict
LTE BAND5										
10 MHz		16-QAM	RB1#0	22.79	-5.9	-8.05	14.74	0.030	7.00	Pass
			RB1#13	22.89	-5.9	-8.05	14.84	0.030	7.00	Pass
			RB1#24	22.82	-5.9	-8.05	14.77	0.030	7.00	Pass
			RB12#0	21.8	-5.9	-8.05	13.75	0.024	7.00	Pass
			RB12#6	21.75	-5.9	-8.05	13.70	0.023	7.00	Pass
			RB12#13	21.84	-5.9	-8.05	13.79	0.024	7.00	Pass
			RB25#0	21.67	-5.9	-8.05	13.62	0.023	7.00	Pass
	LCH	QPSK	RB1#0	23.7	-5.9	-8.05	15.65	0.037	7.00	Pass
			RB1#25	23.63	-5.9	-8.05	15.58	0.036	7.00	Pass
			RB1#49	23.63	-5.9	-8.05	15.58	0.036	7.00	Pass
			RB25#0	22.75	-5.9	-8.05	14.70	0.030	7.00	Pass
			RB25#13	22.85	-5.9	-8.05	14.80	0.030	7.00	Pass
			RB25#25	22.81	-5.9	-8.05	14.76	0.030	7.00	Pass
			RB50#0	22.84	-5.9	-8.05	14.79	0.030	7.00	Pass
		16-QAM	RB1#0	22.68	-5.9	-8.05	14.63	0.029	7.00	Pass
			RB1#25	22.65	-5.9	-8.05	14.60	0.029	7.00	Pass
			RB1#49	22.63	-5.9	-8.05	14.58	0.029	7.00	Pass
			RB25#0	21.85	-5.9	-8.05	13.80	0.024	7.00	Pass
			RB25#13	21.86	-5.9	-8.05	13.81	0.024	7.00	Pass
			RB25#25	21.87	-5.9	-8.05	13.82	0.024	7.00	Pass
			RB50#0	21.83	-5.9	-8.05	13.78	0.024	7.00	Pass
	MCH	QPSK	RB1#0	23.55	-5.9	-8.05	15.50	0.035	7.00	Pass
			RB1#25	23.6	-5.9	-8.05	15.55	0.036	7.00	Pass
			RB1#49	23.57	-5.9	-8.05	15.52	0.036	7.00	Pass
			RB25#0	22.74	-5.9	-8.05	14.69	0.029	7.00	Pass
			RB25#13	22.75	-5.9	-8.05	14.70	0.030	7.00	Pass
			RB25#25	22.82	-5.9	-8.05	14.77	0.030	7.00	Pass
RB50#0			22.77	-5.9	-8.05	14.72	0.030	7.00	Pass	
16-QAM		RB1#0	23.06	-5.9	-8.05	15.01	0.032	7.00	Pass	
		RB1#25	23.12	-5.9	-8.05	15.07	0.032	7.00	Pass	
		RB1#49	23.06	-5.9	-8.05	15.01	0.032	7.00	Pass	
		RB25#0	21.8	-5.9	-8.05	13.75	0.024	7.00	Pass	
		RB25#13	21.83	-5.9	-8.05	13.78	0.024	7.00	Pass	
		RB25#25	21.91	-5.9	-8.05	13.86	0.024	7.00	Pass	
		RB50#0	21.79	-5.9	-8.05	13.74	0.024	7.00	Pass	
HCH	QPSK	RB1#0	23.62	-5.9	-8.05	15.57	0.036	7.00	Pass	
		RB1#25	23.63	-5.9	-8.05	15.58	0.036	7.00	Pass	
		RB1#49	23.6	-5.9	-8.05	15.55	0.036	7.00	Pass	
		RB25#0	22.73	-5.9	-8.05	14.68	0.029	7.00	Pass	
		RB25#13	22.81	-5.9	-8.05	14.76	0.030	7.00	Pass	

Test BW	Test Channel	Test Mode	Test RB (Size#Offset)	Conducted Output AV Power (dBm)	Antenna Gain (dBi)	Antenna Gain (dBd)	ERP (dBm)	ERP (W)	Limit (W)	Verdict
LTE BAND5										
			RB25#25	22.77	-5.9	-8.05	14.72	0.030	7.00	Pass
			RB50#0	22.74	-5.9	-8.05	14.69	0.029	7.00	Pass
		16-QAM	RB1#0	22.68	-5.9	-8.05	14.63	0.029	7.00	Pass
			RB1#25	22.64	-5.9	-8.05	14.59	0.029	7.00	Pass
			RB1#49	22.55	-5.9	-8.05	14.50	0.028	7.00	Pass
			RB25#0	21.82	-5.9	-8.05	13.77	0.024	7.00	Pass
			RB25#13	21.92	-5.9	-8.05	13.87	0.024	7.00	Pass
			RB25#25	21.84	-5.9	-8.05	13.79	0.024	7.00	Pass
			RB50#0	21.78	-5.9	-8.05	13.73	0.024	7.00	Pass

Test BW	Test Channel	Test Mode	Test RB (Size#Offset)	Conducted Output AV Power (dBm)	Antenna Gain (dBi)	EIRP (dBm)	EIRP (W)	Limit (W)	Verdict
LTE BAND7									
5 MHz	LCH	QPSK	RB1#0	23.4	-0.1	23.30	0.214	2.00	Pass
			RB1#13	23.42	-0.1	23.32	0.215	2.00	Pass
			RB1#24	23.32	-0.1	23.22	0.210	2.00	Pass
			RB12#0	22.52	-0.1	22.42	0.175	2.00	Pass
			RB12#6	22.51	-0.1	22.41	0.174	2.00	Pass
			RB12#13	22.5	-0.1	22.40	0.174	2.00	Pass
			RB25#0	22.51	-0.1	22.41	0.174	2.00	Pass
		16-QAM	RB1#0	22.66	-0.1	22.56	0.180	2.00	Pass
			RB1#13	22.68	-0.1	22.58	0.181	2.00	Pass
			RB1#24	22.59	-0.1	22.49	0.177	2.00	Pass
			RB12#0	21.62	-0.1	21.52	0.142	2.00	Pass
			RB12#6	21.63	-0.1	21.53	0.142	2.00	Pass
			RB12#13	21.62	-0.1	21.52	0.142	2.00	Pass
			RB25#0	21.58	-0.1	21.48	0.141	2.00	Pass
	MCH	QPSK	RB1#0	23.46	-0.1	23.36	0.217	2.00	Pass
			RB1#13	23.55	-0.1	23.45	0.221	2.00	Pass
			RB1#24	23.49	-0.1	23.39	0.218	2.00	Pass
			RB12#0	22.54	-0.1	22.44	0.175	2.00	Pass
			RB12#6	22.56	-0.1	22.46	0.176	2.00	Pass
			RB12#13	22.61	-0.1	22.51	0.178	2.00	Pass
			RB25#0	22.53	-0.1	22.43	0.175	2.00	Pass
		16-QAM	RB1#0	23.04	-0.1	22.94	0.197	2.00	Pass
			RB1#13	23.16	-0.1	23.06	0.202	2.00	Pass
			RB1#24	23.07	-0.1	22.97	0.198	2.00	Pass
			RB12#0	21.7	-0.1	21.60	0.145	2.00	Pass
			RB12#6	21.67	-0.1	21.57	0.144	2.00	Pass
			RB12#13	21.77	-0.1	21.67	0.147	2.00	Pass
			RB25#0	21.62	-0.1	21.52	0.142	2.00	Pass
	HCH	QPSK	RB1#0	23.46	-0.1	23.36	0.217	2.00	Pass
			RB1#13	23.43	-0.1	23.33	0.215	2.00	Pass
			RB1#24	23.36	-0.1	23.26	0.212	2.00	Pass
			RB12#0	22.54	-0.1	22.44	0.175	2.00	Pass
RB12#6			22.52	-0.1	22.42	0.175	2.00	Pass	
RB12#13			22.54	-0.1	22.44	0.175	2.00	Pass	
RB25#0			22.52	-0.1	22.42	0.175	2.00	Pass	
16-QAM		RB1#0	22.7	-0.1	22.60	0.182	2.00	Pass	
		RB1#13	22.67	-0.1	22.57	0.181	2.00	Pass	
		RB1#24	22.52	-0.1	22.42	0.175	2.00	Pass	
		RB12#0	21.62	-0.1	21.52	0.142	2.00	Pass	

Test BW	Test Channel	Test Mode	Test RB (Size#Offset)	Conducted Output AV Power (dBm)	Antenna Gain (dBi)	EIRP (dBm)	EIRP (W)	Limit (W)	Verdict	
LTE BAND7										
10 MHz			RB12#6	21.57	-0.1	21.47	0.140	2.00	Pass	
			RB12#13	21.59	-0.1	21.49	0.141	2.00	Pass	
			RB25#0	21.51	-0.1	21.41	0.138	2.00	Pass	
	LCH	QPSK	RB1#0	23.47	-0.1	23.37	0.217	2.00	Pass	
			RB1#25	23.37	-0.1	23.27	0.212	2.00	Pass	
			RB1#49	23.36	-0.1	23.26	0.212	2.00	Pass	
			RB25#0	22.62	-0.1	22.52	0.179	2.00	Pass	
			RB25#13	22.6	-0.1	22.50	0.178	2.00	Pass	
			RB25#25	22.55	-0.1	22.45	0.176	2.00	Pass	
		16-QAM	RB50#0	22.57	-0.1	22.47	0.177	2.00	Pass	
			RB1#0	22.47	-0.1	22.37	0.173	2.00	Pass	
			RB1#25	22.38	-0.1	22.28	0.169	2.00	Pass	
			RB1#49	22.37	-0.1	22.27	0.169	2.00	Pass	
			RB25#0	21.63	-0.1	21.53	0.142	2.00	Pass	
			RB25#13	21.67	-0.1	21.57	0.144	2.00	Pass	
		MCH	QPSK	RB25#25	21.62	-0.1	21.52	0.142	2.00	Pass
				RB50#0	21.61	-0.1	21.51	0.142	2.00	Pass
				RB1#0	23.44	-0.1	23.34	0.216	2.00	Pass
				RB1#25	23.47	-0.1	23.37	0.217	2.00	Pass
				RB1#49	23.44	-0.1	23.34	0.216	2.00	Pass
				RB25#0	22.55	-0.1	22.45	0.176	2.00	Pass
	16-QAM		RB25#13	22.57	-0.1	22.47	0.177	2.00	Pass	
			RB25#25	22.52	-0.1	22.42	0.175	2.00	Pass	
			RB50#0	22.58	-0.1	22.48	0.177	2.00	Pass	
			RB1#0	23.01	-0.1	22.91	0.195	2.00	Pass	
			RB1#25	23.01	-0.1	22.91	0.195	2.00	Pass	
			RB1#49	23.01	-0.1	22.91	0.195	2.00	Pass	
	HCH	QPSK	RB25#0	21.63	-0.1	21.53	0.142	2.00	Pass	
			RB25#13	21.59	-0.1	21.49	0.141	2.00	Pass	
			RB25#25	21.61	-0.1	21.51	0.142	2.00	Pass	
RB50#0			21.55	-0.1	21.45	0.140	2.00	Pass		
RB1#0			23.52	-0.1	23.42	0.220	2.00	Pass		
RB1#25			23.5	-0.1	23.40	0.219	2.00	Pass		
16-QAM		RB1#49	23.33	-0.1	23.23	0.210	2.00	Pass		
		RB1#25	22.67	-0.1	22.57	0.181	2.00	Pass		
			RB25#13	22.61	-0.1	22.51	0.178	2.00	Pass	
			RB25#25	22.55	-0.1	22.45	0.176	2.00	Pass	
			RB50#0	22.64	-0.1	22.54	0.179	2.00	Pass	
			RB1#0	22.68	-0.1	22.58	0.181	2.00	Pass	
			RB1#25	22.56	-0.1	22.46	0.176	2.00	Pass	

Test BW	Test Channel	Test Mode	Test RB (Size#Offset)	Conducted Output AV Power (dBm)	Antenna Gain (dBi)	EIRP (dBm)	EIRP (W)	Limit (W)	Verdict
LTE BAND7									
15 MHz			RB1#49	22.39	-0.1	22.29	0.169	2.00	Pass
			RB25#0	21.78	-0.1	21.68	0.147	2.00	Pass
			RB25#13	21.75	-0.1	21.65	0.146	2.00	Pass
			RB25#25	21.65	-0.1	21.55	0.143	2.00	Pass
			RB50#0	21.65	-0.1	21.55	0.143	2.00	Pass
	LCH	QPSK	RB1#0	23.37	-0.1	23.27	0.212	2.00	Pass
			RB1#38	23.33	-0.1	23.23	0.210	2.00	Pass
			RB1#74	23.3	-0.1	23.20	0.209	2.00	Pass
			RB36#0	22.43	-0.1	22.33	0.171	2.00	Pass
			RB36#19	22.49	-0.1	22.39	0.173	2.00	Pass
			RB36#39	22.42	-0.1	22.32	0.171	2.00	Pass
			RB75#0	22.5	-0.1	22.40	0.174	2.00	Pass
		16-QAM	RB1#0	22.47	-0.1	22.37	0.173	2.00	Pass
			RB1#38	22.35	-0.1	22.25	0.168	2.00	Pass
			RB1#74	22.31	-0.1	22.21	0.166	2.00	Pass
			RB36#0	21.46	-0.1	21.36	0.137	2.00	Pass
			RB36#19	21.53	-0.1	21.43	0.139	2.00	Pass
			RB36#39	21.45	-0.1	21.35	0.136	2.00	Pass
			RB75#0	21.47	-0.1	21.37	0.137	2.00	Pass
	MCH	QPSK	RB1#0	23.45	-0.1	23.35	0.216	2.00	Pass
			RB1#38	23.45	-0.1	23.35	0.216	2.00	Pass
			RB1#74	23.38	-0.1	23.28	0.213	2.00	Pass
			RB36#0	22.49	-0.1	22.39	0.173	2.00	Pass
			RB36#19	22.51	-0.1	22.41	0.174	2.00	Pass
			RB36#39	22.47	-0.1	22.37	0.173	2.00	Pass
			RB75#0	22.45	-0.1	22.35	0.172	2.00	Pass
		16-QAM	RB1#0	22.89	-0.1	22.79	0.190	2.00	Pass
			RB1#38	22.93	-0.1	22.83	0.192	2.00	Pass
			RB1#74	22.85	-0.1	22.75	0.188	2.00	Pass
			RB36#0	21.53	-0.1	21.43	0.139	2.00	Pass
			RB36#19	21.53	-0.1	21.43	0.139	2.00	Pass
			RB36#39	21.5	-0.1	21.40	0.138	2.00	Pass
	HCH	QPSK	RB1#0	23.67	-0.1	23.57	0.228	2.00	Pass
			RB1#38	23.52	-0.1	23.42	0.220	2.00	Pass
RB1#74			23.36	-0.1	23.26	0.212	2.00	Pass	
RB36#0			22.7	-0.1	22.60	0.182	2.00	Pass	
RB36#19			22.66	-0.1	22.56	0.180	2.00	Pass	
RB36#39			22.56	-0.1	22.46	0.176	2.00	Pass	
RB75#0			22.63	-0.1	22.53	0.179	2.00	Pass	

Test BW	Test Channel	Test Mode	Test RB (Size#Offset)	Conducted Output AV Power (dBm)	Antenna Gain (dBi)	EIRP (dBm)	EIRP (W)	Limit (W)	Verdict
LTE BAND7									
20 MHz	LCH	16-QAM	RB1#0	23.14	-0.1	23.04	0.201	2.00	Pass
			RB1#38	23	-0.1	22.90	0.195	2.00	Pass
			RB1#74	22.83	-0.1	22.73	0.187	2.00	Pass
			RB36#0	21.73	-0.1	21.63	0.146	2.00	Pass
			RB36#19	21.64	-0.1	21.54	0.143	2.00	Pass
			RB36#39	21.55	-0.1	21.45	0.140	2.00	Pass
			RB75#0	21.64	-0.1	21.54	0.143	2.00	Pass
	MCH	QPSK	RB1#0	23.45	-0.1	23.35	0.216	2.00	Pass
			RB1#50	23.38	-0.1	23.28	0.213	2.00	Pass
			RB1#99	23.4	-0.1	23.30	0.214	2.00	Pass
			RB50#0	22.47	-0.1	22.37	0.173	2.00	Pass
			RB50#25	22.54	-0.1	22.44	0.175	2.00	Pass
			RB50#50	22.53	-0.1	22.43	0.175	2.00	Pass
			RB100#0	22.54	-0.1	22.44	0.175	2.00	Pass
		16-QAM	RB1#0	23.04	-0.1	22.94	0.197	2.00	Pass
			RB1#50	22.99	-0.1	22.89	0.195	2.00	Pass
			RB1#99	22.96	-0.1	22.86	0.193	2.00	Pass
			RB50#0	21.51	-0.1	21.41	0.138	2.00	Pass
			RB50#25	21.56	-0.1	21.46	0.140	2.00	Pass
			RB50#50	21.52	-0.1	21.42	0.139	2.00	Pass
			RB100#0	21.63	-0.1	21.53	0.142	2.00	Pass
HCH	QPSK	RB1#0	23.54	-0.1	23.44	0.221	2.00	Pass	
		RB1#50	23.57	-0.1	23.47	0.222	2.00	Pass	
		RB1#99	23.56	-0.1	23.46	0.222	2.00	Pass	
		RB50#0	22.53	-0.1	22.43	0.175	2.00	Pass	
		RB50#25	22.54	-0.1	22.44	0.175	2.00	Pass	
		RB50#50	22.53	-0.1	22.43	0.175	2.00	Pass	
		RB100#0	22.53	-0.1	22.43	0.175	2.00	Pass	
	16-QAM	RB1#0	23	-0.1	22.90	0.195	2.00	Pass	
		RB1#50	23	-0.1	22.90	0.195	2.00	Pass	
		RB1#99	22.98	-0.1	22.88	0.194	2.00	Pass	
		RB50#0	21.57	-0.1	21.47	0.140	2.00	Pass	
		RB50#25	21.57	-0.1	21.47	0.140	2.00	Pass	
		RB50#50	21.53	-0.1	21.43	0.139	2.00	Pass	
		RB100#0	21.54	-0.1	21.44	0.139	2.00	Pass	
QPSK	RB1#0	23.65	-0.1	23.55	0.226	2.00	Pass		
	RB1#50	23.56	-0.1	23.46	0.222	2.00	Pass		
	RB1#99	23.3	-0.1	23.20	0.209	2.00	Pass		
	RB50#0	22.78	-0.1	22.68	0.185	2.00	Pass		
	RB50#25	22.72	-0.1	22.62	0.183	2.00	Pass		

Test BW	Test Channel	Test Mode	Test RB (Size#Offset)	Conducted Output AV Power (dBm)	Antenna Gain (dBi)	EIRP (dBm)	EIRP (W)	Limit (W)	Verdict
LTE BAND7									
			RB50#50	22.57	-0.1	22.47	0.177	2.00	Pass
			RB100#0	22.69	-0.1	22.59	0.182	2.00	Pass
		16-QAM	RB1#0	23.11	-0.1	23.01	0.200	2.00	Pass
			RB1#50	23.03	-0.1	22.93	0.196	2.00	Pass
			RB1#99	22.76	-0.1	22.66	0.185	2.00	Pass
			RB50#0	21.74	-0.1	21.64	0.146	2.00	Pass
			RB50#25	21.73	-0.1	21.63	0.146	2.00	Pass
			RB50#50	21.6	-0.1	21.50	0.141	2.00	Pass
			RB100#0	21.71	-0.1	21.61	0.145	2.00	Pass

Test BW	Test Channel	Test Mode	Test RB (Size#Off set)	Conducted Output AV Power (dBm)	Antenna Gain (dBi)	Antenna Gain (dBd)	ERP (dBm)	ERP (W)	Limit (W)	Verdict
LTE BAND12										
1.4 MHz	LCH	QPSK	RB1#0	23.2	-6.8	-8.95	14.25	0.027	3.00	Pass
			RB1#3	23.17	-6.8	-8.95	14.22	0.026	3.00	Pass
			RB1#5	23.01	-6.8	-8.95	14.06	0.025	3.00	Pass
			RB3#0	22.99	-6.8	-8.95	14.04	0.025	3.00	Pass
			RB3#2	23.08	-6.8	-8.95	14.13	0.026	3.00	Pass
			RB3#3	23.05	-6.8	-8.95	14.10	0.026	3.00	Pass
			RB6#0	22.64	-6.8	-8.95	13.69	0.023	3.00	Pass
		16-QAM	RB1#0	23.08	-6.8	-8.95	14.13	0.026	3.00	Pass
			RB1#3	23.06	-6.8	-8.95	14.11	0.026	3.00	Pass
			RB1#5	22.91	-6.8	-8.95	13.96	0.025	3.00	Pass
			RB3#0	22.81	-6.8	-8.95	13.86	0.024	3.00	Pass
			RB3#2	22.8	-6.8	-8.95	13.85	0.024	3.00	Pass
			RB3#3	22.79	-6.8	-8.95	13.84	0.024	3.00	Pass
			RB6#0	21.79	-6.8	-8.95	12.84	0.019	3.00	Pass
	MCH	QPSK	RB1#0	23.14	-6.8	-8.95	14.19	0.026	3.00	Pass
			RB1#3	23.11	-6.8	-8.95	14.16	0.026	3.00	Pass
			RB1#5	23.07	-6.8	-8.95	14.12	0.026	3.00	Pass
			RB3#0	23.08	-6.8	-8.95	14.13	0.026	3.00	Pass
			RB3#2	23.16	-6.8	-8.95	14.21	0.026	3.00	Pass
			RB3#3	23.03	-6.8	-8.95	14.08	0.026	3.00	Pass
			RB6#0	22.58	-6.8	-8.95	13.63	0.023	3.00	Pass
		16-QAM	RB1#0	23.17	-6.8	-8.95	14.22	0.026	3.00	Pass
			RB1#3	23.02	-6.8	-8.95	14.07	0.026	3.00	Pass
			RB1#5	23.04	-6.8	-8.95	14.09	0.026	3.00	Pass
			RB3#0	22.87	-6.8	-8.95	13.92	0.025	3.00	Pass
			RB3#2	22.85	-6.8	-8.95	13.90	0.025	3.00	Pass
			RB3#3	22.86	-6.8	-8.95	13.91	0.025	3.00	Pass
			RB6#0	21.48	-6.8	-8.95	12.53	0.018	3.00	Pass
	HCH	QPSK	RB1#0	22.97	-6.8	-8.95	14.02	0.025	3.00	Pass
			RB1#3	23.07	-6.8	-8.95	14.12	0.026	3.00	Pass
			RB1#5	22.92	-6.8	-8.95	13.97	0.025	3.00	Pass
			RB3#0	23	-6.8	-8.95	14.05	0.025	3.00	Pass
RB3#2			23.04	-6.8	-8.95	14.09	0.026	3.00	Pass	
RB3#3			23.03	-6.8	-8.95	14.08	0.026	3.00	Pass	
RB6#0			22.59	-6.8	-8.95	13.64	0.023	3.00	Pass	
16-QAM		RB1#0	22.42	-6.8	-8.95	13.47	0.022	3.00	Pass	
		RB1#3	22.55	-6.8	-8.95	13.60	0.023	3.00	Pass	
		RB1#5	22.46	-6.8	-8.95	13.51	0.022	3.00	Pass	
		RB3#0	22.68	-6.8	-8.95	13.73	0.024	3.00	Pass	

Test BW	Test Channel	Test Mode	Test RB (Size#Offset)	Conducted Output AV Power (dBm)	Antenna Gain (dBi)	Antenna Gain (dBd)	ERP (dBm)	ERP (W)	Limit (W)	Verdict	
LTE BAND12											
3 MHz			RB3#2	22.72	-6.8	-8.95	13.77	0.024	3.00	Pass	
			RB3#3	22.72	-6.8	-8.95	13.77	0.024	3.00	Pass	
			RB6#0	21.8	-6.8	-8.95	12.85	0.019	3.00	Pass	
	LCH	QPSK	RB1#0	23.22	-6.8	-8.95	14.27	0.027	3.00	Pass	
			RB1#7	23.19	-6.8	-8.95	14.24	0.027	3.00	Pass	
			RB1#14	23.11	-6.8	-8.95	14.16	0.026	3.00	Pass	
			RB8#0	22.76	-6.8	-8.95	13.81	0.024	3.00	Pass	
			RB8#4	22.76	-6.8	-8.95	13.81	0.024	3.00	Pass	
			RB8#7	22.7	-6.8	-8.95	13.75	0.024	3.00	Pass	
			RB15#0	22.72	-6.8	-8.95	13.77	0.024	3.00	Pass	
		16-QAM	RB1#0	22.68	-6.8	-8.95	13.73	0.024	3.00	Pass	
			RB1#7	22.62	-6.8	-8.95	13.67	0.023	3.00	Pass	
			RB1#14	22.5	-6.8	-8.95	13.55	0.023	3.00	Pass	
			RB8#0	21.89	-6.8	-8.95	12.94	0.020	3.00	Pass	
			RB8#4	21.86	-6.8	-8.95	12.91	0.020	3.00	Pass	
			RB8#7	21.78	-6.8	-8.95	12.83	0.019	3.00	Pass	
		MCH	QPSK	RB1#0	23.29	-6.8	-8.95	14.34	0.027	3.00	Pass
				RB1#7	23.29	-6.8	-8.95	14.34	0.027	3.00	Pass
	RB1#14			23.2	-6.8	-8.95	14.25	0.027	3.00	Pass	
	RB8#0			22.7	-6.8	-8.95	13.75	0.024	3.00	Pass	
	RB8#4			22.78	-6.8	-8.95	13.83	0.024	3.00	Pass	
	RB8#7			22.71	-6.8	-8.95	13.76	0.024	3.00	Pass	
	RB15#0			22.66	-6.8	-8.95	13.71	0.023	3.00	Pass	
	16-QAM		RB1#0	23.18	-6.8	-8.95	14.23	0.026	3.00	Pass	
			RB1#7	23.27	-6.8	-8.95	14.32	0.027	3.00	Pass	
			RB1#14	23.13	-6.8	-8.95	14.18	0.026	3.00	Pass	
			RB8#0	21.8	-6.8	-8.95	12.85	0.019	3.00	Pass	
			RB8#4	21.91	-6.8	-8.95	12.96	0.020	3.00	Pass	
			RB8#7	21.78	-6.8	-8.95	12.83	0.019	3.00	Pass	
			RB15#0	21.73	-6.8	-8.95	12.78	0.019	3.00	Pass	
HCH	QPSK		RB1#0	23.17	-6.8	-8.95	14.22	0.026	3.00	Pass	
		RB1#7	23.17	-6.8	-8.95	14.22	0.026	3.00	Pass		
		RB1#14	23.09	-6.8	-8.95	14.14	0.026	3.00	Pass		
		RB8#0	22.53	-6.8	-8.95	13.58	0.023	3.00	Pass		
		RB8#4	22.68	-6.8	-8.95	13.73	0.024	3.00	Pass		
		RB8#7	22.6	-6.8	-8.95	13.65	0.023	3.00	Pass		
		RB15#0	22.69	-6.8	-8.95	13.74	0.024	3.00	Pass		
	16-QAM	RB1#0	22.78	-6.8	-8.95	13.83	0.024	3.00	Pass		
		RB1#7	22.7	-6.8	-8.95	13.75	0.024	3.00	Pass		

Test BW	Test Channel	Test Mode	Test RB (Size#Offset)	Conducted Output AV Power (dBm)	Antenna Gain (dBi)	Antenna Gain (dBd)	ERP (dBm)	ERP (W)	Limit (W)	Verdict	
LTE BAND12											
5 MHz			RB1#14	22.6	-6.8	-8.95	13.65	0.023	3.00	Pass	
			RB8#0	21.72	-6.8	-8.95	12.77	0.019	3.00	Pass	
			RB8#4	21.82	-6.8	-8.95	12.87	0.019	3.00	Pass	
			RB8#7	21.79	-6.8	-8.95	12.84	0.019	3.00	Pass	
			RB15#0	21.54	-6.8	-8.95	12.59	0.018	3.00	Pass	
	LCH	QPSK	RB1#0	23.23	-6.8	-8.95	14.28	0.027	3.00	Pass	
			RB1#13	23.23	-6.8	-8.95	14.28	0.027	3.00	Pass	
			RB1#24	23	-6.8	-8.95	14.05	0.025	3.00	Pass	
			RB12#0	22.75	-6.8	-8.95	13.80	0.024	3.00	Pass	
			RB12#6	22.71	-6.8	-8.95	13.76	0.024	3.00	Pass	
			RB12#13	22.65	-6.8	-8.95	13.70	0.023	3.00	Pass	
			RB25#0	22.72	-6.8	-8.95	13.77	0.024	3.00	Pass	
		16-QAM	RB1#0	22.87	-6.8	-8.95	13.92	0.025	3.00	Pass	
			RB1#13	22.81	-6.8	-8.95	13.86	0.024	3.00	Pass	
			RB1#24	22.82	-6.8	-8.95	13.87	0.024	3.00	Pass	
			RB12#0	21.89	-6.8	-8.95	12.94	0.020	3.00	Pass	
			RB12#6	21.85	-6.8	-8.95	12.90	0.019	3.00	Pass	
			RB12#13	21.79	-6.8	-8.95	12.84	0.019	3.00	Pass	
			RB25#0	21.78	-6.8	-8.95	12.83	0.019	3.00	Pass	
		MCH	QPSK	RB1#0	23.31	-6.8	-8.95	14.36	0.027	3.00	Pass
				RB1#13	23.17	-6.8	-8.95	14.22	0.026	3.00	Pass
				RB1#24	23.04	-6.8	-8.95	14.09	0.026	3.00	Pass
				RB12#0	22.72	-6.8	-8.95	13.77	0.024	3.00	Pass
	RB12#6			22.71	-6.8	-8.95	13.76	0.024	3.00	Pass	
	RB12#13			22.75	-6.8	-8.95	13.80	0.024	3.00	Pass	
	RB25#0			22.69	-6.8	-8.95	13.74	0.024	3.00	Pass	
	16-QAM		RB1#0	23.49	-6.8	-8.95	14.54	0.028	3.00	Pass	
			RB1#13	23.46	-6.8	-8.95	14.51	0.028	3.00	Pass	
RB1#24			23.33	-6.8	-8.95	14.38	0.027	3.00	Pass		
RB12#0			21.91	-6.8	-8.95	12.96	0.020	3.00	Pass		
RB12#6			21.94	-6.8	-8.95	12.99	0.020	3.00	Pass		
RB12#13			21.95	-6.8	-8.95	13.00	0.020	3.00	Pass		
RB25#0			21.78	-6.8	-8.95	12.83	0.019	3.00	Pass		
HCH	QPSK	RB1#0	23.1	-6.8	-8.95	14.15	0.026	3.00	Pass		
		RB1#13	23.12	-6.8	-8.95	14.17	0.026	3.00	Pass		
		RB1#24	23.04	-6.8	-8.95	14.09	0.026	3.00	Pass		
		RB12#0	22.71	-6.8	-8.95	13.76	0.024	3.00	Pass		
		RB12#6	22.65	-6.8	-8.95	13.70	0.023	3.00	Pass		
		RB12#13	22.65	-6.8	-8.95	13.70	0.023	3.00	Pass		
		RB25#0	22.61	-6.8	-8.95	13.66	0.023	3.00	Pass		

Test BW	Test Channel	Test Mode	Test RB (Size#Offset)	Conducted Output AV Power (dBm)	Antenna Gain (dBi)	Antenna Gain (dBd)	ERP (dBm)	ERP (W)	Limit (W)	Verdict
LTE BAND12										
10 MHz		16-QAM	RB1#0	22.69	-6.8	-8.95	13.74	0.024	3.00	Pass
			RB1#13	22.66	-6.8	-8.95	13.71	0.023	3.00	Pass
			RB1#24	22.75	-6.8	-8.95	13.80	0.024	3.00	Pass
			RB12#0	21.8	-6.8	-8.95	12.85	0.019	3.00	Pass
			RB12#6	21.79	-6.8	-8.95	12.84	0.019	3.00	Pass
			RB12#13	21.74	-6.8	-8.95	12.79	0.019	3.00	Pass
			RB25#0	21.55	-6.8	-8.95	12.60	0.018	3.00	Pass
	LCH	QPSK	RB1#0	22.93	-6.8	-8.95	13.98	0.025	3.00	Pass
			RB1#25	23.03	-6.8	-8.95	14.08	0.026	3.00	Pass
			RB1#49	23.12	-6.8	-8.95	14.17	0.026	3.00	Pass
			RB25#0	22.75	-6.8	-8.95	13.80	0.024	3.00	Pass
			RB25#13	22.73	-6.8	-8.95	13.78	0.024	3.00	Pass
			RB25#25	22.92	-6.8	-8.95	13.97	0.025	3.00	Pass
			RB50#0	22.77	-6.8	-8.95	13.82	0.024	3.00	Pass
		16-QAM	RB1#0	22.73	-6.8	-8.95	13.78	0.024	3.00	Pass
			RB1#25	22.73	-6.8	-8.95	13.78	0.024	3.00	Pass
			RB1#49	22.62	-6.8	-8.95	13.67	0.023	3.00	Pass
			RB25#0	21.75	-6.8	-8.95	12.80	0.019	3.00	Pass
			RB25#13	21.85	-6.8	-8.95	12.90	0.019	3.00	Pass
			RB25#25	21.88	-6.8	-8.95	12.93	0.020	3.00	Pass
			RB50#0	21.75	-6.8	-8.95	12.80	0.019	3.00	Pass
	MCH	QPSK	RB1#0	23.2	-6.8	-8.95	14.25	0.027	3.00	Pass
			RB1#25	23.17	-6.8	-8.95	14.22	0.026	3.00	Pass
			RB1#49	23.08	-6.8	-8.95	14.13	0.026	3.00	Pass
			RB25#0	22.8	-6.8	-8.95	13.85	0.024	3.00	Pass
			RB25#13	22.7	-6.8	-8.95	13.75	0.024	3.00	Pass
			RB25#25	22.8	-6.8	-8.95	13.85	0.024	3.00	Pass
			RB50#0	22.72	-6.8	-8.95	13.77	0.024	3.00	Pass
16-QAM		RB1#0	23.03	-6.8	-8.95	14.08	0.026	3.00	Pass	
		RB1#25	23.31	-6.8	-8.95	14.36	0.027	3.00	Pass	
		RB1#49	23.1	-6.8	-8.95	14.15	0.026	3.00	Pass	
		RB25#0	21.79	-6.8	-8.95	12.84	0.019	3.00	Pass	
		RB25#13	21.81	-6.8	-8.95	12.86	0.019	3.00	Pass	
		RB25#25	21.79	-6.8	-8.95	12.84	0.019	3.00	Pass	
		RB50#0	21.73	-6.8	-8.95	12.78	0.019	3.00	Pass	
HCH	QPSK	RB1#0	23.13	-6.8	-8.95	14.18	0.026	3.00	Pass	
		RB1#25	23.14	-6.8	-8.95	14.19	0.026	3.00	Pass	
		RB1#49	23.02	-6.8	-8.95	14.07	0.026	3.00	Pass	
		RB25#0	22.64	-6.8	-8.95	13.69	0.023	3.00	Pass	
		RB25#13	22.77	-6.8	-8.95	13.82	0.024	3.00	Pass	

Test BW	Test Channel	Test Mode	Test RB (Size#Offset)	Conducted Output AV Power (dBm)	Antenna Gain (dBi)	Antenna Gain (dBd)	ERP (dBm)	ERP (W)	Limit (W)	Verdict
LTE BAND12										
			RB25#25	22.85	-6.8	-8.95	13.90	0.025	3.00	Pass
			RB50#0	22.7	-6.8	-8.95	13.75	0.024	3.00	Pass
		16-QAM	RB1#0	22.66	-6.8	-8.95	13.71	0.023	3.00	Pass
			RB1#25	22.67	-6.8	-8.95	13.72	0.024	3.00	Pass
			RB1#49	22.59	-6.8	-8.95	13.64	0.023	3.00	Pass
			RB25#0	21.83	-6.8	-8.95	12.88	0.019	3.00	Pass
			RB25#13	21.72	-6.8	-8.95	12.77	0.019	3.00	Pass
			RB25#25	21.9	-6.8	-8.95	12.95	0.020	3.00	Pass
			RB50#0	21.73	-6.8	-8.95	12.78	0.019	3.00	Pass

Test BW	Test Channel	Test Mode	Test RB (Size#Offset)	Conducted Output AV Power (dBm)	Antenna Gain (dBi)	Antenna Gain (dBd)	ERP (dBm)	ERP (W)	Limit (W)	Verdict
LTE BAND13										
5 MHz	LCH	QPSK	RB1#0	23.48	-6.8	-8.95	14.53	0.028	3.00	Pass
			RB1#3	23.67	-6.8	-8.95	14.72	0.030	3.00	Pass
			RB1#5	23.71	-6.8	-8.95	14.76	0.030	3.00	Pass
			RB3#0	23.1	-6.8	-8.95	14.15	0.026	3.00	Pass
			RB3#2	23.22	-6.8	-8.95	14.27	0.027	3.00	Pass
			RB3#3	23.24	-6.8	-8.95	14.29	0.027	3.00	Pass
			RB6#0	23.22	-6.8	-8.95	14.27	0.027	3.00	Pass
		16-QAM	RB1#0	23.15	-6.8	-8.95	14.20	0.026	3.00	Pass
			RB1#3	23.27	-6.8	-8.95	14.32	0.027	3.00	Pass
			RB1#5	23.38	-6.8	-8.95	14.43	0.028	3.00	Pass
			RB3#0	22.17	-6.8	-8.95	13.22	0.021	3.00	Pass
			RB3#2	22.32	-6.8	-8.95	13.37	0.022	3.00	Pass
			RB3#3	22.32	-6.8	-8.95	13.37	0.022	3.00	Pass
			RB6#0	22.21	-6.8	-8.95	13.26	0.021	3.00	Pass
	MCH	QPSK	RB1#0	23.62	-6.8	-8.95	14.67	0.029	3.00	Pass
			RB1#3	23.76	-6.8	-8.95	14.81	0.030	3.00	Pass
			RB1#5	23.84	-6.8	-8.95	14.89	0.031	3.00	Pass
			RB3#0	23.19	-6.8	-8.95	14.24	0.027	3.00	Pass
			RB3#2	23.37	-6.8	-8.95	14.42	0.028	3.00	Pass
			RB3#3	23.33	-6.8	-8.95	14.38	0.027	3.00	Pass
			RB6#0	23.2	-6.8	-8.95	14.25	0.027	3.00	Pass
		16-QAM	RB1#0	23.83	-6.8	-8.95	14.88	0.031	3.00	Pass
			RB1#3	23.91	-6.8	-8.95	14.96	0.031	3.00	Pass
			RB1#5	23.89	-6.8	-8.95	14.94	0.031	3.00	Pass
			RB3#0	22.49	-6.8	-8.95	13.54	0.023	3.00	Pass
			RB3#2	22.62	-6.8	-8.95	13.67	0.023	3.00	Pass
			RB3#3	22.6	-6.8	-8.95	13.65	0.023	3.00	Pass
			RB6#0	22.33	-6.8	-8.95	13.38	0.022	3.00	Pass
	HCH	QPSK	RB1#0	23.75	-6.8	-8.95	14.80	0.030	3.00	Pass
			RB1#3	23.87	-6.8	-8.95	14.92	0.031	3.00	Pass
			RB1#5	23.84	-6.8	-8.95	14.89	0.031	3.00	Pass
			RB3#0	23.34	-6.8	-8.95	14.39	0.027	3.00	Pass
			RB3#2	23.5	-6.8	-8.95	14.55	0.029	3.00	Pass
			RB3#3	23.44	-6.8	-8.95	14.49	0.028	3.00	Pass
			RB6#0	23.38	-6.8	-8.95	14.43	0.028	3.00	Pass
		16-QAM	RB1#0	23.34	-6.8	-8.95	14.39	0.027	3.00	Pass
RB1#3			23.56	-6.8	-8.95	14.61	0.029	3.00	Pass	
RB1#5			23.52	-6.8	-8.95	14.57	0.029	3.00	Pass	
RB3#0			22.43	-6.8	-8.95	13.48	0.022	3.00	Pass	

Test BW	Test Channel	Test Mode	Test RB (Size#Offset)	Conducted Output AV Power (dBm)	Antenna Gain (dBi)	Antenna Gain (dBd)	ERP (dBm)	ERP (W)	Limit (W)	Verdict
LTE BAND13										
			RB3#2	22.55	-6.8	-8.95	13.60	0.023	3.00	Pass
			RB3#3	22.59	-6.8	-8.95	13.64	0.023	3.00	Pass
			RB6#0	22.28	-6.8	-8.95	13.33	0.022	3.00	Pass
10 MHz	MCH	QPSK	RB1#0	23.42	-6.8	-8.95	14.47	0.028	3.00	Pass
			RB1#7	23.73	-6.8	-8.95	14.78	0.030	3.00	Pass
			RB1#14	23.91	-6.8	-8.95	14.96	0.031	3.00	Pass
			RB8#0	23.41	-6.8	-8.95	14.46	0.028	3.00	Pass
			RB8#4	23.51	-6.8	-8.95	14.56	0.029	3.00	Pass
			RB8#7	23.42	-6.8	-8.95	14.47	0.028	3.00	Pass
			RB15#0	23.32	-6.8	-8.95	14.37	0.027	3.00	Pass
		16-QAM	RB1#0	23.04	-6.8	-8.95	14.09	0.026	3.00	Pass
			RB1#7	23.27	-6.8	-8.95	14.32	0.027	3.00	Pass
			RB1#14	23.37	-6.8	-8.95	14.42	0.028	3.00	Pass
			RB8#0	22.16	-6.8	-8.95	13.21	0.021	3.00	Pass
			RB8#4	22.37	-6.8	-8.95	13.42	0.022	3.00	Pass
			RB8#7	22.42	-6.8	-8.95	13.47	0.022	3.00	Pass
			RB15#0	22.37	-6.8	-8.95	13.42	0.022	3.00	Pass

Test BW	Test Channel	Test Mode	Test RB (Size#Offset)	Conducted Output AV Power (dBm)	Antenna Gain (dBi)	Antenna Gain (dBd)	ERP (dBm)	ERP (W)	Limit (W)	Verdict
LTE BAND17										
5 MHz	LCH	QPSK	RB1#0	23.08	-6.8	-8.95	14.13	0.026	3.00	Pass
			RB1#13	23.18	-6.8	-8.95	14.23	0.026	3.00	Pass
			RB1#24	23.11	-6.8	-8.95	14.16	0.026	3.00	Pass
			RB12#0	22.62	-6.8	-8.95	13.67	0.023	3.00	Pass
			RB12#6	22.72	-6.8	-8.95	13.77	0.024	3.00	Pass
			RB12#13	22.68	-6.8	-8.95	13.73	0.024	3.00	Pass
			RB25#0	22.71	-6.8	-8.95	13.76	0.024	3.00	Pass
		16-QAM	RB1#0	22.86	-6.8	-8.95	13.91	0.025	3.00	Pass
			RB1#13	22.88	-6.8	-8.95	13.93	0.025	3.00	Pass
			RB1#24	22.82	-6.8	-8.95	13.87	0.024	3.00	Pass
			RB12#0	21.65	-6.8	-8.95	12.70	0.019	3.00	Pass
			RB12#6	21.79	-6.8	-8.95	12.84	0.019	3.00	Pass
			RB12#13	21.78	-6.8	-8.95	12.83	0.019	3.00	Pass
			RB25#0	21.71	-6.8	-8.95	12.76	0.019	3.00	Pass
	MCH	QPSK	RB1#0	23.12	-6.8	-8.95	14.17	0.026	3.00	Pass
			RB1#13	23.18	-6.8	-8.95	14.23	0.026	3.00	Pass
			RB1#24	23.16	-6.8	-8.95	14.21	0.026	3.00	Pass
			RB12#0	22.66	-6.8	-8.95	13.71	0.023	3.00	Pass
			RB12#6	22.68	-6.8	-8.95	13.73	0.024	3.00	Pass
			RB12#13	22.73	-6.8	-8.95	13.78	0.024	3.00	Pass
			RB25#0	22.64	-6.8	-8.95	13.69	0.023	3.00	Pass
		16-QAM	RB1#0	23.25	-6.8	-8.95	14.30	0.027	3.00	Pass
			RB1#13	23.27	-6.8	-8.95	14.32	0.027	3.00	Pass
			RB1#24	23.24	-6.8	-8.95	14.29	0.027	3.00	Pass
			RB12#0	21.86	-6.8	-8.95	12.91	0.020	3.00	Pass
			RB12#6	21.86	-6.8	-8.95	12.91	0.020	3.00	Pass
			RB12#13	21.9	-6.8	-8.95	12.95	0.020	3.00	Pass
			RB25#0	21.71	-6.8	-8.95	12.76	0.019	3.00	Pass
	HCH	QPSK	RB1#0	23.1	-6.8	-8.95	14.15	0.026	3.00	Pass
			RB1#13	23.13	-6.8	-8.95	14.18	0.026	3.00	Pass
			RB1#24	23.06	-6.8	-8.95	14.11	0.026	3.00	Pass
			RB12#0	22.64	-6.8	-8.95	13.69	0.023	3.00	Pass
			RB12#6	22.7	-6.8	-8.95	13.75	0.024	3.00	Pass
			RB12#13	22.65	-6.8	-8.95	13.70	0.023	3.00	Pass
			RB25#0	22.69	-6.8	-8.95	13.74	0.024	3.00	Pass
		16-QAM	RB1#0	22.63	-6.8	-8.95	13.68	0.023	3.00	Pass
RB1#13			22.78	-6.8	-8.95	13.83	0.024	3.00	Pass	
RB1#24			22.55	-6.8	-8.95	13.60	0.023	3.00	Pass	
RB12#0			21.73	-6.8	-8.95	12.78	0.019	3.00	Pass	

Test BW	Test Channel	Test Mode	Test RB (Size#Offset)	Conducted Output AV Power (dBm)	Antenna Gain (dBi)	Antenna Gain (dBd)	ERP (dBm)	ERP (W)	Limit (W)	Verdict
LTE BAND17										
10 MHz			RB12#6	21.74	-6.8	-8.95	12.79	0.019	3.00	Pass
			RB12#13	21.71	-6.8	-8.95	12.76	0.019	3.00	Pass
			RB25#0	21.6	-6.8	-8.95	12.65	0.018	3.00	Pass
	LCH	QPSK	RB1#0	23.02	-6.8	-8.95	14.07	0.026	3.00	Pass
			RB1#25	23.07	-6.8	-8.95	14.12	0.026	3.00	Pass
			RB1#49	23.01	-6.8	-8.95	14.06	0.025	3.00	Pass
			RB25#0	22.6	-6.8	-8.95	13.65	0.023	3.00	Pass
			RB25#13	22.75	-6.8	-8.95	13.80	0.024	3.00	Pass
			RB25#25	22.71	-6.8	-8.95	13.76	0.024	3.00	Pass
			RB50#0	22.64	-6.8	-8.95	13.69	0.023	3.00	Pass
		16-QAM	RB1#0	22.59	-6.8	-8.95	13.64	0.023	3.00	Pass
			RB1#25	22.53	-6.8	-8.95	13.58	0.023	3.00	Pass
			RB1#49	22.61	-6.8	-8.95	13.66	0.023	3.00	Pass
			RB25#0	21.66	-6.8	-8.95	12.71	0.019	3.00	Pass
			RB25#13	21.83	-6.8	-8.95	12.88	0.019	3.00	Pass
			RB25#25	21.8	-6.8	-8.95	12.85	0.019	3.00	Pass
			RB50#0	21.56	-6.8	-8.95	12.61	0.018	3.00	Pass
			MCH	QPSK	RB1#0	23.01	-6.8	-8.95	14.06	0.025
	RB1#25	23.08			-6.8	-8.95	14.13	0.026	3.00	Pass
	RB1#49	22.98			-6.8	-8.95	14.03	0.025	3.00	Pass
	RB25#0	22.61			-6.8	-8.95	13.66	0.023	3.00	Pass
	RB25#13	22.66			-6.8	-8.95	13.71	0.023	3.00	Pass
	RB25#25	22.71			-6.8	-8.95	13.76	0.024	3.00	Pass
	RB50#0	22.67			-6.8	-8.95	13.72	0.024	3.00	Pass
	16-QAM	RB1#0		23.13	-6.8	-8.95	14.18	0.026	3.00	Pass
		RB1#25		23.29	-6.8	-8.95	14.34	0.027	3.00	Pass
		RB1#49		23.16	-6.8	-8.95	14.21	0.026	3.00	Pass
		RB25#0		21.63	-6.8	-8.95	12.68	0.019	3.00	Pass
		RB25#13		21.74	-6.8	-8.95	12.79	0.019	3.00	Pass
		RB25#25		21.77	-6.8	-8.95	12.82	0.019	3.00	Pass
RB50#0		21.68		-6.8	-8.95	12.73	0.019	3.00	Pass	
HCH		QPSK		RB1#0	23.06	-6.8	-8.95	14.11	0.026	3.00
	RB1#25		23.14	-6.8	-8.95	14.19	0.026	3.00	Pass	
	RB1#49		23	-6.8	-8.95	14.05	0.025	3.00	Pass	
	RB25#0		22.64	-6.8	-8.95	13.69	0.023	3.00	Pass	
	RB25#13		22.67	-6.8	-8.95	13.72	0.024	3.00	Pass	
	RB25#25		22.74	-6.8	-8.95	13.79	0.024	3.00	Pass	
	RB50#0		22.64	-6.8	-8.95	13.69	0.023	3.00	Pass	
	16-QAM	RB1#0	22.63	-6.8	-8.95	13.68	0.023	3.00	Pass	
	RB1#25	22.65	-6.8	-8.95	13.70	0.023	3.00	Pass		

Test BW	Test Channel	Test Mode	Test RB (Size#Offset)	Conducted Output AV Power (dBm)	Antenna Gain (dBi)	Antenna Gain (dBd)	ERP (dBm)	ERP (W)	Limit (W)	Verdict
LTE BAND17										
			RB1#49	22.56	-6.8	-8.95	13.61	0.023	3.00	Pass
			RB25#0	21.75	-6.8	-8.95	12.80	0.019	3.00	Pass
			RB25#13	21.79	-6.8	-8.95	12.84	0.019	3.00	Pass
			RB25#25	21.86	-6.8	-8.95	12.91	0.020	3.00	Pass
			RB50#0	21.7	-6.8	-8.95	12.75	0.019	3.00	Pass

Test BW	Test Channel	Test Mode	Test RB (Size#Offset)	Conducted Output AV Power (dBm)	Antenna Gain (dBi)	Antenna Gain (dBd)	ERP (dBm)	ERP (W)	Limit (W)	Verdict
LTE BAND26 (Part22)										
1.4 MHz	LCH	QPSK	RB1#0	23.35	-5.9	-8.05	15.30	0.034	7.00	Pass
			RB1#3	23.44	-5.9	-8.05	15.39	0.035	7.00	Pass
			RB1#5	23.35	-5.9	-8.05	15.30	0.034	7.00	Pass
			RB3#0	23.43	-5.9	-8.05	15.38	0.035	7.00	Pass
			RB3#2	23.33	-5.9	-8.05	15.28	0.034	7.00	Pass
			RB3#3	23.37	-5.9	-8.05	15.32	0.034	7.00	Pass
		RB6#0	22.48	-5.9	-8.05	14.43	0.028	7.00	Pass	
		16-QAM	RB1#0	22.55	-5.9	-8.05	14.50	0.028	7.00	Pass
			RB1#3	22.63	-5.9	-8.05	14.58	0.029	7.00	Pass
			RB1#5	22.58	-5.9	-8.05	14.53	0.028	7.00	Pass
			RB3#0	22.49	-5.9	-8.05	14.44	0.028	7.00	Pass
			RB3#2	22.52	-5.9	-8.05	14.47	0.028	7.00	Pass
	RB3#3		22.51	-5.9	-8.05	14.46	0.028	7.00	Pass	
	RB6#0	21.6	-5.9	-8.05	13.55	0.023	7.00	Pass		
	MCH	QPSK	RB1#0	23.23	-5.9	-8.05	15.18	0.033	7.00	Pass
			RB1#3	23.31	-5.9	-8.05	15.26	0.034	7.00	Pass
			RB1#5	23.34	-5.9	-8.05	15.29	0.034	7.00	Pass
			RB3#0	23.33	-5.9	-8.05	15.28	0.034	7.00	Pass
			RB3#2	23.34	-5.9	-8.05	15.29	0.034	7.00	Pass
			RB3#3	23.32	-5.9	-8.05	15.27	0.034	7.00	Pass
		RB6#0	22.32	-5.9	-8.05	14.27	0.027	7.00	Pass	
		16-QAM	RB1#0	22.71	-5.9	-8.05	14.66	0.029	7.00	Pass
			RB1#3	22.73	-5.9	-8.05	14.68	0.029	7.00	Pass
			RB1#5	22.66	-5.9	-8.05	14.61	0.029	7.00	Pass
			RB3#0	22.61	-5.9	-8.05	14.56	0.029	7.00	Pass
			RB3#2	22.58	-5.9	-8.05	14.53	0.028	7.00	Pass
	RB3#3		22.61	-5.9	-8.05	14.56	0.029	7.00	Pass	
	RB6#0	21.2	-5.9	-8.05	13.15	0.021	7.00	Pass		
	HCH	QPSK	RB1#0	23.22	-5.9	-8.05	15.17	0.033	7.00	Pass
			RB1#3	23.29	-5.9	-8.05	15.24	0.033	7.00	Pass
			RB1#5	23.19	-5.9	-8.05	15.14	0.033	7.00	Pass
			RB3#0	23.29	-5.9	-8.05	15.24	0.033	7.00	Pass
			RB3#2	23.31	-5.9	-8.05	15.26	0.034	7.00	Pass
			RB3#3	23.25	-5.9	-8.05	15.20	0.033	7.00	Pass
		RB6#0	22.33	-5.9	-8.05	14.28	0.027	7.00	Pass	
		16-QAM	RB1#0	22.32	-5.9	-8.05	14.27	0.027	7.00	Pass
RB1#3			22.41	-5.9	-8.05	14.36	0.027	7.00	Pass	
RB1#5			22.3	-5.9	-8.05	14.25	0.027	7.00	Pass	
RB3#0			22.51	-5.9	-8.05	14.46	0.028	7.00	Pass	

Test BW	Test Channel	Test Mode	Test RB (Size#Offset)	Conducted Output AV Power (dBm)	Antenna Gain (dBi)	Antenna Gain (dBd)	ERP (dBm)	ERP (W)	Limit (W)	Verdict	
LTE BAND26 (Part22)											
3 MHz			RB3#2	22.56	-5.9	-8.05	14.51	0.028	7.00	Pass	
			RB3#3	22.51	-5.9	-8.05	14.46	0.028	7.00	Pass	
			RB6#0	21.48	-5.9	-8.05	13.43	0.022	7.00	Pass	
	LCH	QPSK	RB1#0	23.49	-5.9	-8.05	15.44	0.035	7.00	Pass	
			RB1#7	23.49	-5.9	-8.05	15.44	0.035	7.00	Pass	
			RB1#14	23.44	-5.9	-8.05	15.39	0.035	7.00	Pass	
			RB8#0	22.58	-5.9	-8.05	14.53	0.028	7.00	Pass	
			RB8#4	22.6	-5.9	-8.05	14.55	0.029	7.00	Pass	
			RB8#7	22.52	-5.9	-8.05	14.47	0.028	7.00	Pass	
			RB15#0	22.54	-5.9	-8.05	14.49	0.028	7.00	Pass	
			16-QAM	RB1#0	22.38	-5.9	-8.05	14.33	0.027	7.00	Pass
				RB1#7	22.45	-5.9	-8.05	14.40	0.028	7.00	Pass
		RB1#14		22.44	-5.9	-8.05	14.39	0.027	7.00	Pass	
		RB8#0		21.67	-5.9	-8.05	13.62	0.023	7.00	Pass	
		RB8#4		21.69	-5.9	-8.05	13.64	0.023	7.00	Pass	
		RB8#7		21.61	-5.9	-8.05	13.56	0.023	7.00	Pass	
		MCH	QPSK	RB1#0	23.4	-5.9	-8.05	15.35	0.034	7.00	Pass
				RB1#7	23.42	-5.9	-8.05	15.37	0.034	7.00	Pass
				RB1#14	23.45	-5.9	-8.05	15.40	0.035	7.00	Pass
				RB8#0	22.48	-5.9	-8.05	14.43	0.028	7.00	Pass
				RB8#4	22.42	-5.9	-8.05	14.37	0.027	7.00	Pass
	RB8#7			22.5	-5.9	-8.05	14.45	0.028	7.00	Pass	
	16-QAM		RB15#0	22.42	-5.9	-8.05	14.37	0.027	7.00	Pass	
			RB1#0	22.77	-5.9	-8.05	14.72	0.030	7.00	Pass	
			RB1#7	22.81	-5.9	-8.05	14.76	0.030	7.00	Pass	
			RB1#14	22.8	-5.9	-8.05	14.75	0.030	7.00	Pass	
			RB8#0	21.48	-5.9	-8.05	13.43	0.022	7.00	Pass	
			RB8#4	21.49	-5.9	-8.05	13.44	0.022	7.00	Pass	
	HCH	QPSK	RB8#7	21.51	-5.9	-8.05	13.46	0.022	7.00	Pass	
			RB15#0	21.46	-5.9	-8.05	13.41	0.022	7.00	Pass	
RB1#0			23.38	-5.9	-8.05	15.33	0.034	7.00	Pass		
RB1#7			23.35	-5.9	-8.05	15.30	0.034	7.00	Pass		
RB1#14			23.32	-5.9	-8.05	15.27	0.034	7.00	Pass		
RB8#0			22.44	-5.9	-8.05	14.39	0.027	7.00	Pass		
16-QAM		RB8#4	22.46	-5.9	-8.05	14.41	0.028	7.00	Pass		
		RB8#7	22.37	-5.9	-8.05	14.32	0.027	7.00	Pass		
		RB15#0	22.48	-5.9	-8.05	14.43	0.028	7.00	Pass		
			RB1#0	22.5	-5.9	-8.05	14.45	0.028	7.00	Pass	
			RB1#7	22.47	-5.9	-8.05	14.42	0.028	7.00	Pass	

Test BW	Test Channel	Test Mode	Test RB (Size#Offset)	Conducted Output AV Power (dBm)	Antenna Gain (dBi)	Antenna Gain (dBd)	ERP (dBm)	ERP (W)	Limit (W)	Verdict
LTE BAND26 (Part22)										
5 MHz			RB1#14	22.43	-5.9	-8.05	14.38	0.027	7.00	Pass
			RB8#0	21.44	-5.9	-8.05	13.39	0.022	7.00	Pass
			RB8#4	21.53	-5.9	-8.05	13.48	0.022	7.00	Pass
			RB8#7	21.43	-5.9	-8.05	13.38	0.022	7.00	Pass
			RB15#0	21.39	-5.9	-8.05	13.34	0.022	7.00	Pass
	LCH	QPSK	RB1#0	23.43	-5.9	-8.05	15.38	0.035	7.00	Pass
			RB1#13	23.5	-5.9	-8.05	15.45	0.035	7.00	Pass
			RB1#24	23.44	-5.9	-8.05	15.39	0.035	7.00	Pass
			RB12#0	22.49	-5.9	-8.05	14.44	0.028	7.00	Pass
			RB12#6	22.55	-5.9	-8.05	14.50	0.028	7.00	Pass
			RB12#13	22.51	-5.9	-8.05	14.46	0.028	7.00	Pass
		RB25#0	22.53	-5.9	-8.05	14.48	0.028	7.00	Pass	
		16-QAM	RB1#0	22.72	-5.9	-8.05	14.67	0.029	7.00	Pass
			RB1#13	22.77	-5.9	-8.05	14.72	0.030	7.00	Pass
			RB1#24	22.7	-5.9	-8.05	14.65	0.029	7.00	Pass
			RB12#0	21.59	-5.9	-8.05	13.54	0.023	7.00	Pass
			RB12#6	21.63	-5.9	-8.05	13.58	0.023	7.00	Pass
			RB12#13	21.58	-5.9	-8.05	13.53	0.023	7.00	Pass
	MCH	QPSK	RB1#0	23.4	-5.9	-8.05	15.35	0.034	7.00	Pass
			RB1#13	23.46	-5.9	-8.05	15.41	0.035	7.00	Pass
			RB1#24	23.43	-5.9	-8.05	15.38	0.035	7.00	Pass
			RB12#0	22.44	-5.9	-8.05	14.39	0.027	7.00	Pass
			RB12#6	22.44	-5.9	-8.05	14.39	0.027	7.00	Pass
			RB12#13	22.43	-5.9	-8.05	14.38	0.027	7.00	Pass
		RB25#0	22.4	-5.9	-8.05	14.35	0.027	7.00	Pass	
		16-QAM	RB1#0	22.98	-5.9	-8.05	14.93	0.031	7.00	Pass
			RB1#13	23.04	-5.9	-8.05	14.99	0.032	7.00	Pass
			RB1#24	22.99	-5.9	-8.05	14.94	0.031	7.00	Pass
RB12#0			21.62	-5.9	-8.05	13.57	0.023	7.00	Pass	
RB12#6			21.58	-5.9	-8.05	13.53	0.023	7.00	Pass	
RB12#13			21.6	-5.9	-8.05	13.55	0.023	7.00	Pass	
RB25#0	21.45	-5.9	-8.05	13.40	0.022	7.00	Pass			
HCH	QPSK	RB1#0	23.41	-5.9	-8.05	15.36	0.034	7.00	Pass	
		RB1#13	23.41	-5.9	-8.05	15.36	0.034	7.00	Pass	
		RB1#24	23.38	-5.9	-8.05	15.33	0.034	7.00	Pass	
		RB12#0	22.49	-5.9	-8.05	14.44	0.028	7.00	Pass	
		RB12#6	22.49	-5.9	-8.05	14.44	0.028	7.00	Pass	
		RB12#13	22.41	-5.9	-8.05	14.36	0.027	7.00	Pass	
		RB25#0	22.45	-5.9	-8.05	14.40	0.028	7.00	Pass	

Test BW	Test Channel	Test Mode	Test RB (Size#Offset)	Conducted Output AV Power (dBm)	Antenna Gain (dBi)	Antenna Gain (dBd)	ERP (dBm)	ERP (W)	Limit (W)	Verdict
LTE BAND26 (Part22)										
10 MHz		16-QAM	RB1#0	22.59	-5.9	-8.05	14.54	0.028	7.00	Pass
			RB1#13	22.58	-5.9	-8.05	14.53	0.028	7.00	Pass
			RB1#24	22.58	-5.9	-8.05	14.53	0.028	7.00	Pass
			RB12#0	21.57	-5.9	-8.05	13.52	0.022	7.00	Pass
			RB12#6	21.56	-5.9	-8.05	13.51	0.022	7.00	Pass
			RB12#13	21.47	-5.9	-8.05	13.42	0.022	7.00	Pass
			RB25#0	21.45	-5.9	-8.05	13.40	0.022	7.00	Pass
	LCH	QPSK	RB1#0	23.4	-5.9	-8.05	15.35	0.034	7.00	Pass
			RB1#25	23.43	-5.9	-8.05	15.38	0.035	7.00	Pass
			RB1#49	23.4	-5.9	-8.05	15.35	0.034	7.00	Pass
			RB25#0	22.46	-5.9	-8.05	14.41	0.028	7.00	Pass
			RB25#13	22.56	-5.9	-8.05	14.51	0.028	7.00	Pass
			RB25#25	22.5	-5.9	-8.05	14.45	0.028	7.00	Pass
			RB50#0	22.53	-5.9	-8.05	14.48	0.028	7.00	Pass
		16-QAM	RB1#0	22.45	-5.9	-8.05	14.40	0.028	7.00	Pass
			RB1#25	22.39	-5.9	-8.05	14.34	0.027	7.00	Pass
			RB1#49	22.36	-5.9	-8.05	14.31	0.027	7.00	Pass
			RB25#0	21.51	-5.9	-8.05	13.46	0.022	7.00	Pass
			RB25#13	21.61	-5.9	-8.05	13.56	0.023	7.00	Pass
			RB25#25	21.53	-5.9	-8.05	13.48	0.022	7.00	Pass
			RB50#0	21.54	-5.9	-8.05	13.49	0.022	7.00	Pass
	MCH	QPSK	RB1#0	23.32	-5.9	-8.05	15.27	0.034	7.00	Pass
			RB1#25	23.36	-5.9	-8.05	15.31	0.034	7.00	Pass
			RB1#49	23.36	-5.9	-8.05	15.31	0.034	7.00	Pass
			RB25#0	22.42	-5.9	-8.05	14.37	0.027	7.00	Pass
			RB25#13	22.46	-5.9	-8.05	14.41	0.028	7.00	Pass
			RB25#25	22.48	-5.9	-8.05	14.43	0.028	7.00	Pass
			RB50#0	22.41	-5.9	-8.05	14.36	0.027	7.00	Pass
16-QAM		RB1#0	22.81	-5.9	-8.05	14.76	0.030	7.00	Pass	
		RB1#25	22.88	-5.9	-8.05	14.83	0.030	7.00	Pass	
		RB1#49	22.86	-5.9	-8.05	14.81	0.030	7.00	Pass	
		RB25#0	21.47	-5.9	-8.05	13.42	0.022	7.00	Pass	
		RB25#13	21.52	-5.9	-8.05	13.47	0.022	7.00	Pass	
		RB25#25	21.54	-5.9	-8.05	13.49	0.022	7.00	Pass	
		RB50#0	21.46	-5.9	-8.05	13.41	0.022	7.00	Pass	
HCH	QPSK	RB1#0	23.36	-5.9	-8.05	15.31	0.034	7.00	Pass	
		RB1#25	23.36	-5.9	-8.05	15.31	0.034	7.00	Pass	
		RB1#49	23.3	-5.9	-8.05	15.25	0.033	7.00	Pass	
		RB25#0	22.4	-5.9	-8.05	14.35	0.027	7.00	Pass	
		RB25#13	22.42	-5.9	-8.05	14.37	0.027	7.00	Pass	

Test BW	Test Channel	Test Mode	Test RB (Size#Offset)	Conducted Output AV Power (dBm)	Antenna Gain (dBi)	Antenna Gain (dBd)	ERP (dBm)	ERP (W)	Limit (W)	Verdict		
LTE BAND26 (Part22)												
		16-QAM	RB25#25	22.39	-5.9	-8.05	14.34	0.027	7.00	Pass		
			RB50#0	22.39	-5.9	-8.05	14.34	0.027	7.00	Pass		
			RB1#0	22.48	-5.9	-8.05	14.43	0.028	7.00	Pass		
			RB1#25	22.43	-5.9	-8.05	14.38	0.027	7.00	Pass		
			RB1#49	22.31	-5.9	-8.05	14.26	0.027	7.00	Pass		
			RB25#0	21.5	-5.9	-8.05	13.45	0.022	7.00	Pass		
			RB25#13	21.52	-5.9	-8.05	13.47	0.022	7.00	Pass		
			RB25#25	21.48	-5.9	-8.05	13.43	0.022	7.00	Pass		
			RB50#0	21.43	-5.9	-8.05	13.38	0.022	7.00	Pass		
		15 MHz	LCH	QPSK	RB1#0	23.2	-5.9	-8.05	15.15	0.033	7.00	Pass
					RB1#38	23.19	-5.9	-8.05	15.14	0.033	7.00	Pass
					RB1#74	23.18	-5.9	-8.05	15.13	0.033	7.00	Pass
					RB36#0	22.35	-5.9	-8.05	14.30	0.027	7.00	Pass
					RB36#19	22.42	-5.9	-8.05	14.37	0.027	7.00	Pass
					RB36#39	22.42	-5.9	-8.05	14.37	0.027	7.00	Pass
RB75#0	22.41				-5.9	-8.05	14.36	0.027	7.00	Pass		
16-QAM	RB1#0			22.24	-5.9	-8.05	14.19	0.026	7.00	Pass		
	RB1#38			22.2	-5.9	-8.05	14.15	0.026	7.00	Pass		
	RB1#74			22.2	-5.9	-8.05	14.15	0.026	7.00	Pass		
	RB36#0			21.38	-5.9	-8.05	13.33	0.022	7.00	Pass		
	RB36#19			21.42	-5.9	-8.05	13.37	0.022	7.00	Pass		
	RB36#39			21.42	-5.9	-8.05	13.37	0.022	7.00	Pass		
	RB75#0			21.44	-5.9	-8.05	13.39	0.022	7.00	Pass		
	MCH			QPSK	RB1#0	23.19	-5.9	-8.05	15.14	0.033	7.00	Pass
RB1#38		23.19	-5.9		-8.05	15.14	0.033	7.00	Pass			
RB1#74		23.14	-5.9		-8.05	15.09	0.032	7.00	Pass			
RB36#0		22.31	-5.9		-8.05	14.26	0.027	7.00	Pass			
RB36#19		22.33	-5.9		-8.05	14.28	0.027	7.00	Pass			
RB36#39		22.4	-5.9		-8.05	14.35	0.027	7.00	Pass			
RB75#0		22.31	-5.9		-8.05	14.26	0.027	7.00	Pass			
16-QAM		RB1#0	22.67	-5.9	-8.05	14.62	0.029	7.00	Pass			
		RB1#38	22.65	-5.9	-8.05	14.60	0.029	7.00	Pass			
		RB1#74	22.58	-5.9	-8.05	14.53	0.028	7.00	Pass			
		RB36#0	21.4	-5.9	-8.05	13.35	0.022	7.00	Pass			
		RB36#19	21.41	-5.9	-8.05	13.36	0.022	7.00	Pass			
		RB36#39	21.46	-5.9	-8.05	13.41	0.022	7.00	Pass			
		RB75#0	21.36	-5.9	-8.05	13.31	0.021	7.00	Pass			
		HCH	QPSK	RB1#0	23.25	-5.9	-8.05	15.20	0.033	7.00	Pass	
RB1#38	23.17			-5.9	-8.05	15.12	0.033	7.00	Pass			
RB1#74	23.14			-5.9	-8.05	15.09	0.032	7.00	Pass			

Test BW	Test Channel	Test Mode	Test RB (Size#Offset)	Conducted Output AV Power (dBm)	Antenna Gain (dBi)	Antenna Gain (dBd)	ERP (dBm)	ERP (W)	Limit (W)	Verdict
LTE BAND26 (Part22)										
			RB36#0	22.29	-5.9	-8.05	14.24	0.027	7.00	Pass
			RB36#19	22.37	-5.9	-8.05	14.32	0.027	7.00	Pass
			RB36#39	22.37	-5.9	-8.05	14.32	0.027	7.00	Pass
			RB75#0	22.33	-5.9	-8.05	14.28	0.027	7.00	Pass
		16-QAM	RB1#0	22.62	-5.9	-8.05	14.57	0.029	7.00	Pass
			RB1#38	22.5	-5.9	-8.05	14.45	0.028	7.00	Pass
			RB1#74	22.47	-5.9	-8.05	14.42	0.028	7.00	Pass
			RB36#0	21.3	-5.9	-8.05	13.25	0.021	7.00	Pass
			RB36#19	21.39	-5.9	-8.05	13.34	0.022	7.00	Pass
			RB36#39	21.36	-5.9	-8.05	13.31	0.021	7.00	Pass
			RB75#0	21.28	-5.9	-8.05	13.23	0.021	7.00	Pass

Test BW	Test Channel	Test Mode	Test RB (Size#Offset)	Conducted Output AV Power (dBm)	Antenna Gain (dBi)	Antenna Gain (dBd)	ERP (dBm)	ERP (W)	Limit (W)	Verdict
LTE BAND26 (Part90)										
1.4 MHz	LCH	QPSK	RB1#0	23.49	-5.9	-8.05	15.44	0.035	100.0	Pass
			RB1#3	23.58	-5.9	-8.05	15.53	0.036	100.0	Pass
			RB1#5	23.46	-5.9	-8.05	15.41	0.035	100.0	Pass
			RB3#0	23.6	-5.9	-8.05	15.55	0.036	100.0	Pass
			RB3#2	23.56	-5.9	-8.05	15.51	0.036	100.0	Pass
			RB3#3	23.55	-5.9	-8.05	15.50	0.035	100.0	Pass
		16-QAM	RB6#0	22.64	-5.9	-8.05	14.59	0.029	100.0	Pass
			RB1#0	22.73	-5.9	-8.05	14.68	0.029	100.0	Pass
			RB1#3	22.83	-5.9	-8.05	14.78	0.030	100.0	Pass
			RB1#5	22.75	-5.9	-8.05	14.70	0.030	100.0	Pass
			RB3#0	22.63	-5.9	-8.05	14.58	0.029	100.0	Pass
			RB3#2	22.72	-5.9	-8.05	14.67	0.029	100.0	Pass
	MCH	QPSK	RB3#3	22.69	-5.9	-8.05	14.64	0.029	100.0	Pass
			RB6#0	21.75	-5.9	-8.05	13.70	0.023	100.0	Pass
			RB1#0	23.43	-5.9	-8.05	15.38	0.035	100.0	Pass
			RB1#3	23.48	-5.9	-8.05	15.43	0.035	100.0	Pass
			RB1#5	23.39	-5.9	-8.05	15.34	0.034	100.0	Pass
			RB3#0	23.51	-5.9	-8.05	15.46	0.035	100.0	Pass
		16-QAM	RB3#2	23.56	-5.9	-8.05	15.51	0.036	100.0	Pass
			RB3#3	23.47	-5.9	-8.05	15.42	0.035	100.0	Pass
			RB6#0	22.58	-5.9	-8.05	14.53	0.028	100.0	Pass
			RB1#0	22.88	-5.9	-8.05	14.83	0.030	100.0	Pass
			RB1#3	22.89	-5.9	-8.05	14.84	0.030	100.0	Pass
			RB1#5	22.81	-5.9	-8.05	14.76	0.030	100.0	Pass
	HCH	QPSK	RB3#0	22.85	-5.9	-8.05	14.80	0.030	100.0	Pass
			RB3#2	22.7	-5.9	-8.05	14.65	0.029	100.0	Pass
			RB3#3	22.76	-5.9	-8.05	14.71	0.030	100.0	Pass
			RB6#0	21.45	-5.9	-8.05	13.40	0.022	100.0	Pass
			RB1#0	23.4	-5.9	-8.05	15.35	0.034	100.0	Pass
			RB1#3	23.52	-5.9	-8.05	15.47	0.035	100.0	Pass
		16-QAM	RB1#5	23.39	-5.9	-8.05	15.34	0.034	100.0	Pass
			RB3#0	23.47	-5.9	-8.05	15.42	0.035	100.0	Pass
			RB3#2	23.49	-5.9	-8.05	15.44	0.035	100.0	Pass
			RB3#3	23.45	-5.9	-8.05	15.40	0.035	100.0	Pass
			RB6#0	22.5	-5.9	-8.05	14.45	0.028	100.0	Pass
			RB1#0	22.47	-5.9	-8.05	14.42	0.028	100.0	Pass
			RB1#3	22.54	-5.9	-8.05	14.49	0.028	100.0	Pass
			RB1#5	22.43	-5.9	-8.05	14.38	0.027	100.0	Pass
			RB3#0	22.69	-5.9	-8.05	14.64	0.029	100.0	Pass

Test BW	Test Channel	Test Mode	Test RB (Size#Offset)	Conducted Output AV Power (dBm)	Antenna Gain (dBi)	Antenna Gain (dBd)	ERP (dBm)	ERP (W)	Limit (W)	Verdict	
LTE BAND26 (Part90)											
3 MHz			RB3#2	22.71	-5.9	-8.05	14.66	0.029	100.0	Pass	
			RB3#3	22.66	-5.9	-8.05	14.61	0.029	100.0	Pass	
			RB6#0	21.68	-5.9	-8.05	13.63	0.023	100.0	Pass	
	LCH	QPSK	RB1#0	23.65	-5.9	-8.05	15.60	0.036	100.0	Pass	
			RB1#7	23.63	-5.9	-8.05	15.58	0.036	100.0	Pass	
			RB1#14	23.5	-5.9	-8.05	15.45	0.035	100.0	Pass	
			RB8#0	22.73	-5.9	-8.05	14.68	0.029	100.0	Pass	
			RB8#4	22.73	-5.9	-8.05	14.68	0.029	100.0	Pass	
			RB8#7	22.65	-5.9	-8.05	14.60	0.029	100.0	Pass	
			RB15#0	22.7	-5.9	-8.05	14.65	0.029	100.0	Pass	
			16-QAM	RB1#0	22.65	-5.9	-8.05	14.60	0.029	100.0	Pass
				RB1#7	22.62	-5.9	-8.05	14.57	0.029	100.0	Pass
		RB1#14		22.53	-5.9	-8.05	14.48	0.028	100.0	Pass	
		RB8#0		21.85	-5.9	-8.05	13.80	0.024	100.0	Pass	
		RB8#4		21.83	-5.9	-8.05	13.78	0.024	100.0	Pass	
		RB8#7		21.76	-5.9	-8.05	13.71	0.023	100.0	Pass	
		MCH	QPSK	RB1#0	23.61	-5.9	-8.05	15.56	0.036	100.0	Pass
				RB1#7	23.59	-5.9	-8.05	15.54	0.036	100.0	Pass
				RB1#14	23.58	-5.9	-8.05	15.53	0.036	100.0	Pass
				RB8#0	22.65	-5.9	-8.05	14.60	0.029	100.0	Pass
				RB8#4	22.67	-5.9	-8.05	14.62	0.029	100.0	Pass
	RB8#7			22.64	-5.9	-8.05	14.59	0.029	100.0	Pass	
	16-QAM		RB15#0	22.62	-5.9	-8.05	14.57	0.029	100.0	Pass	
			RB1#0	22.95	-5.9	-8.05	14.90	0.031	100.0	Pass	
			RB1#7	23.02	-5.9	-8.05	14.97	0.031	100.0	Pass	
			RB1#14	22.87	-5.9	-8.05	14.82	0.030	100.0	Pass	
			RB8#0	21.69	-5.9	-8.05	13.64	0.023	100.0	Pass	
			RB8#4	21.71	-5.9	-8.05	13.66	0.023	100.0	Pass	
	HCH	QPSK	RB8#7	21.65	-5.9	-8.05	13.60	0.023	100.0	Pass	
			RB15#0	21.65	-5.9	-8.05	13.60	0.023	100.0	Pass	
RB1#0			23.53	-5.9	-8.05	15.48	0.035	100.0	Pass		
RB1#7			23.57	-5.9	-8.05	15.52	0.036	100.0	Pass		
RB1#14			23.49	-5.9	-8.05	15.44	0.035	100.0	Pass		
RB8#0			22.53	-5.9	-8.05	14.48	0.028	100.0	Pass		
16-QAM		RB8#4	22.66	-5.9	-8.05	14.61	0.029	100.0	Pass		
		RB8#7	22.53	-5.9	-8.05	14.48	0.028	100.0	Pass		
		RB15#0	22.63	-5.9	-8.05	14.58	0.029	100.0	Pass		
			RB1#0	22.67	-5.9	-8.05	14.62	0.029	100.0	Pass	
			RB1#7	22.69	-5.9	-8.05	14.64	0.029	100.0	Pass	

Test BW	Test Channel	Test Mode	Test RB (Size#Offset)	Conducted Output AV Power (dBm)	Antenna Gain (dBi)	Antenna Gain (dBd)	ERP (dBm)	ERP (W)	Limit (W)	Verdict
LTE BAND26 (Part90)										
5 MHz			RB1#14	22.56	-5.9	-8.05	14.51	0.028	100.0	Pass
			RB8#0	21.62	-5.9	-8.05	13.57	0.023	100.0	Pass
			RB8#4	21.71	-5.9	-8.05	13.66	0.023	100.0	Pass
			RB8#7	21.59	-5.9	-8.05	13.54	0.023	100.0	Pass
			RB15#0	21.57	-5.9	-8.05	13.52	0.022	100.0	Pass
	LCH	QPSK	RB1#0	23.65	-5.9	-8.05	15.60	0.036	100.0	Pass
			RB1#13	23.66	-5.9	-8.05	15.61	0.036	100.0	Pass
			RB1#24	23.49	-5.9	-8.05	15.44	0.035	100.0	Pass
			RB12#0	22.73	-5.9	-8.05	14.68	0.029	100.0	Pass
			RB12#6	22.68	-5.9	-8.05	14.63	0.029	100.0	Pass
			RB12#13	22.61	-5.9	-8.05	14.56	0.029	100.0	Pass
			RB25#0	22.7	-5.9	-8.05	14.65	0.029	100.0	Pass
		16-QAM	RB1#0	22.88	-5.9	-8.05	14.83	0.030	100.0	Pass
			RB1#13	22.89	-5.9	-8.05	14.84	0.030	100.0	Pass
			RB1#24	22.76	-5.9	-8.05	14.71	0.030	100.0	Pass
			RB12#0	21.79	-5.9	-8.05	13.74	0.024	100.0	Pass
			RB12#6	21.79	-5.9	-8.05	13.74	0.024	100.0	Pass
			RB12#13	21.7	-5.9	-8.05	13.65	0.023	100.0	Pass
			RB25#0	21.71	-5.9	-8.05	13.66	0.023	100.0	Pass
	MCH	QPSK	RB1#0	23.66	-5.9	-8.05	15.61	0.036	100.0	Pass
			RB1#13	23.61	-5.9	-8.05	15.56	0.036	100.0	Pass
			RB1#24	23.53	-5.9	-8.05	15.48	0.035	100.0	Pass
			RB12#0	22.7	-5.9	-8.05	14.65	0.029	100.0	Pass
			RB12#6	22.71	-5.9	-8.05	14.66	0.029	100.0	Pass
			RB12#13	22.62	-5.9	-8.05	14.57	0.029	100.0	Pass
			RB25#0	22.67	-5.9	-8.05	14.62	0.029	100.0	Pass
		16-QAM	RB1#0	23.23	-5.9	-8.05	15.18	0.033	100.0	Pass
			RB1#13	23.2	-5.9	-8.05	15.15	0.033	100.0	Pass
RB1#24			23.12	-5.9	-8.05	15.07	0.032	100.0	Pass	
RB12#0			21.86	-5.9	-8.05	13.81	0.024	100.0	Pass	
RB12#6			21.79	-5.9	-8.05	13.74	0.024	100.0	Pass	
RB12#13			21.75	-5.9	-8.05	13.70	0.023	100.0	Pass	
RB25#0			21.67	-5.9	-8.05	13.62	0.023	100.0	Pass	
HCH	QPSK	RB1#0	23.56	-5.9	-8.05	15.51	0.036	100.0	Pass	
		RB1#13	23.57	-5.9	-8.05	15.52	0.036	100.0	Pass	
		RB1#24	23.53	-5.9	-8.05	15.48	0.035	100.0	Pass	
		RB12#0	22.59	-5.9	-8.05	14.54	0.028	100.0	Pass	
		RB12#6	22.62	-5.9	-8.05	14.57	0.029	100.0	Pass	
		RB12#13	22.57	-5.9	-8.05	14.52	0.028	100.0	Pass	
		RB25#0	22.63	-5.9	-8.05	14.58	0.029	100.0	Pass	

Test BW	Test Channel	Test Mode	Test RB (Size#Offset)	Conducted Output AV Power (dBm)	Antenna Gain (dBi)	Antenna Gain (dBd)	ERP (dBm)	ERP (W)	Limit (W)	Verdict
LTE BAND26 (Part90)										
10 MHz	MCH	16-QAM	RB1#0	22.76	-5.9	-8.05	14.71	0.030	100.0	Pass
			RB1#13	22.77	-5.9	-8.05	14.72	0.030	100.0	Pass
			RB1#24	22.7	-5.9	-8.05	14.65	0.029	100.0	Pass
			RB12#0	21.68	-5.9	-8.05	13.63	0.023	100.0	Pass
			RB12#6	21.74	-5.9	-8.05	13.69	0.023	100.0	Pass
			RB12#13	21.66	-5.9	-8.05	13.61	0.023	100.0	Pass
			RB25#0	21.64	-5.9	-8.05	13.59	0.023	100.0	Pass
		QPSK	RB1#0	23.64	-5.9	-8.05	15.59	0.036	100.0	Pass
			RB1#25	23.52	-5.9	-8.05	15.47	0.035	100.0	Pass
			RB1#49	23.48	-5.9	-8.05	15.43	0.035	100.0	Pass
			RB25#0	22.7	-5.9	-8.05	14.65	0.029	100.0	Pass
			RB25#13	22.67	-5.9	-8.05	14.62	0.029	100.0	Pass
			RB25#25	22.6	-5.9	-8.05	14.55	0.029	100.0	Pass
			RB50#0	22.68	-5.9	-8.05	14.63	0.029	100.0	Pass
16-QAM	RB1#0	22.62	-5.9	-8.05	14.57	0.029	100.0	Pass		
	RB1#25	22.48	-5.9	-8.05	14.43	0.028	100.0	Pass		
	RB1#49	22.42	-5.9	-8.05	14.37	0.027	100.0	Pass		
	RB25#0	21.76	-5.9	-8.05	13.71	0.023	100.0	Pass		
	RB25#13	21.7	-5.9	-8.05	13.65	0.023	100.0	Pass		
	RB25#25	21.6	-5.9	-8.05	13.55	0.023	100.0	Pass		
	RB50#0	21.67	-5.9	-8.05	13.62	0.023	100.0	Pass		

Test BW	Test Channel	Test Mode	Test RB (Size#Offset)	Conducted Output AV Power (dBm)	Antenna Gain (dBi)	EIRP (dBm)	EIRP (W)	Limit (W)	Verdict
LTE BAND38									
5 MHz	LCH	QPSK	RB1#0	23.87	-0.2	23.67	0.233	2.00	Pass
			RB1#13	23.89	-0.2	23.69	0.234	2.00	Pass
			RB1#24	23.9	-0.2	23.70	0.234	2.00	Pass
			RB12#0	22.95	-0.2	22.75	0.188	2.00	Pass
			RB12#6	22.98	-0.2	22.78	0.190	2.00	Pass
			RB12#13	22.92	-0.2	22.72	0.187	2.00	Pass
			RB25#0	22.94	-0.2	22.74	0.188	2.00	Pass
		16-QAM	RB1#0	23.16	-0.2	22.96	0.198	2.00	Pass
			RB1#13	23.14	-0.2	22.94	0.197	2.00	Pass
			RB1#24	23.11	-0.2	22.91	0.195	2.00	Pass
			RB12#0	21.93	-0.2	21.73	0.149	2.00	Pass
			RB12#6	22.02	-0.2	21.82	0.152	2.00	Pass
			RB12#13	21.91	-0.2	21.71	0.148	2.00	Pass
			RB25#0	21.9	-0.2	21.70	0.148	2.00	Pass
	MCH	QPSK	RB1#0	23.83	-0.2	23.63	0.231	2.00	Pass
			RB1#13	23.88	-0.2	23.68	0.233	2.00	Pass
			RB1#24	23.87	-0.2	23.67	0.233	2.00	Pass
			RB12#0	22.89	-0.2	22.69	0.186	2.00	Pass
			RB12#6	22.94	-0.2	22.74	0.188	2.00	Pass
			RB12#13	22.9	-0.2	22.70	0.186	2.00	Pass
			RB25#0	22.82	-0.2	22.62	0.183	2.00	Pass
		16-QAM	RB1#0	23.2	-0.2	23.00	0.200	2.00	Pass
			RB1#13	23.16	-0.2	22.96	0.198	2.00	Pass
			RB1#24	23.17	-0.2	22.97	0.198	2.00	Pass
			RB12#0	21.91	-0.2	21.71	0.148	2.00	Pass
			RB12#6	21.93	-0.2	21.73	0.149	2.00	Pass
			RB12#13	21.93	-0.2	21.73	0.149	2.00	Pass
			RB25#0	21.87	-0.2	21.67	0.147	2.00	Pass
	HCH	QPSK	RB1#0	23.73	-0.2	23.53	0.225	2.00	Pass
			RB1#13	23.74	-0.2	23.54	0.226	2.00	Pass
			RB1#24	23.7	-0.2	23.50	0.224	2.00	Pass
			RB12#0	22.87	-0.2	22.67	0.185	2.00	Pass
			RB12#6	22.86	-0.2	22.66	0.185	2.00	Pass
			RB12#13	22.86	-0.2	22.66	0.185	2.00	Pass
			RB25#0	22.83	-0.2	22.63	0.183	2.00	Pass
		16-QAM	RB1#0	23.23	-0.2	23.03	0.201	2.00	Pass
RB1#13			23.3	-0.2	23.10	0.204	2.00	Pass	
RB1#24			23.15	-0.2	22.95	0.197	2.00	Pass	
RB12#0			22.01	-0.2	21.81	0.152	2.00	Pass	

Test BW	Test Channel	Test Mode	Test RB (Size#Offset)	Conducted Output AV Power (dBm)	Antenna Gain (dBi)	EIRP (dBm)	EIRP (W)	Limit (W)	Verdict	
LTE BAND38										
10 MHz			RB12#6	21.97	-0.2	21.77	0.150	2.00	Pass	
			RB12#13	21.93	-0.2	21.73	0.149	2.00	Pass	
			RB25#0	21.85	-0.2	21.65	0.146	2.00	Pass	
	LCH	QPSK	RB1#0	23.85	-0.2	23.65	0.232	2.00	Pass	
			RB1#25	23.8	-0.2	23.60	0.229	2.00	Pass	
			RB1#49	23.76	-0.2	23.56	0.227	2.00	Pass	
			RB25#0	22.92	-0.2	22.72	0.187	2.00	Pass	
			RB25#13	22.94	-0.2	22.74	0.188	2.00	Pass	
			RB25#25	22.89	-0.2	22.69	0.186	2.00	Pass	
		RB50#0	22.9	-0.2	22.70	0.186	2.00	Pass		
		16-QAM	RB1#0	23.14	-0.2	22.94	0.197	2.00	Pass	
			RB1#25	22.98	-0.2	22.78	0.190	2.00	Pass	
			RB1#49	22.97	-0.2	22.77	0.189	2.00	Pass	
			RB25#0	21.88	-0.2	21.68	0.147	2.00	Pass	
			RB25#13	21.93	-0.2	21.73	0.149	2.00	Pass	
			RB25#25	21.91	-0.2	21.71	0.148	2.00	Pass	
		RB50#0	21.93	-0.2	21.73	0.149	2.00	Pass		
		MCH	QPSK	RB1#0	23.82	-0.2	23.62	0.230	2.00	Pass
				RB1#25	23.8	-0.2	23.60	0.229	2.00	Pass
				RB1#49	23.74	-0.2	23.54	0.226	2.00	Pass
				RB25#0	22.85	-0.2	22.65	0.184	2.00	Pass
	RB25#13			22.88	-0.2	22.68	0.185	2.00	Pass	
	RB25#25			22.87	-0.2	22.67	0.185	2.00	Pass	
	RB50#0		22.86	-0.2	22.66	0.185	2.00	Pass		
	16-QAM		RB1#0	23.34	-0.2	23.14	0.206	2.00	Pass	
			RB1#25	23.32	-0.2	23.12	0.205	2.00	Pass	
			RB1#49	23.29	-0.2	23.09	0.204	2.00	Pass	
			RB25#0	21.87	-0.2	21.67	0.147	2.00	Pass	
			RB25#13	21.9	-0.2	21.70	0.148	2.00	Pass	
		RB25#25	21.94	-0.2	21.74	0.149	2.00	Pass		
RB50#0	21.86	-0.2	21.66	0.147	2.00	Pass				
HCH	QPSK	RB1#0	23.82	-0.2	23.62	0.230	2.00	Pass		
		RB1#25	23.74	-0.2	23.54	0.226	2.00	Pass		
		RB1#49	23.77	-0.2	23.57	0.228	2.00	Pass		
		RB25#0	22.85	-0.2	22.65	0.184	2.00	Pass		
		RB25#13	22.9	-0.2	22.70	0.186	2.00	Pass		
		RB25#25	22.88	-0.2	22.68	0.185	2.00	Pass		
	RB50#0	22.84	-0.2	22.64	0.184	2.00	Pass			
	16-QAM	RB1#0	23.17	-0.2	22.97	0.198	2.00	Pass		
RB1#25	23.11	-0.2	22.91	0.195	2.00	Pass				

Test BW	Test Channel	Test Mode	Test RB (Size#Offset)	Conducted Output AV Power (dBm)	Antenna Gain (dBi)	EIRP (dBm)	EIRP (W)	Limit (W)	Verdict	
LTE BAND38										
15 MHz			RB1#49	23.14	-0.2	22.94	0.197	2.00	Pass	
			RB25#0	21.81	-0.2	21.61	0.145	2.00	Pass	
			RB25#13	21.94	-0.2	21.74	0.149	2.00	Pass	
			RB25#25	21.93	-0.2	21.73	0.149	2.00	Pass	
			RB50#0	21.88	-0.2	21.68	0.147	2.00	Pass	
	LCH	QPSK	RB1#0	23.63	-0.2	23.43	0.220	2.00	Pass	
			RB1#38	23.68	-0.2	23.48	0.223	2.00	Pass	
			RB1#74	23.65	-0.2	23.45	0.221	2.00	Pass	
			RB36#0	22.81	-0.2	22.61	0.182	2.00	Pass	
			RB36#19	22.84	-0.2	22.64	0.184	2.00	Pass	
			RB36#39	22.78	-0.2	22.58	0.181	2.00	Pass	
			RB75#0	22.76	-0.2	22.56	0.180	2.00	Pass	
		16-QAM	RB1#0	22.99	-0.2	22.79	0.190	2.00	Pass	
			RB1#38	22.94	-0.2	22.74	0.188	2.00	Pass	
			RB1#74	22.96	-0.2	22.76	0.189	2.00	Pass	
			RB36#0	21.8	-0.2	21.60	0.145	2.00	Pass	
			RB36#19	21.83	-0.2	21.63	0.146	2.00	Pass	
			RB36#39	21.76	-0.2	21.56	0.143	2.00	Pass	
			RB75#0	21.76	-0.2	21.56	0.143	2.00	Pass	
		MCH	QPSK	RB1#0	23.73	-0.2	23.53	0.225	2.00	Pass
				RB1#38	23.69	-0.2	23.49	0.223	2.00	Pass
				RB1#74	23.56	-0.2	23.36	0.217	2.00	Pass
				RB36#0	22.76	-0.2	22.56	0.180	2.00	Pass
	RB36#19			22.74	-0.2	22.54	0.179	2.00	Pass	
	RB36#39			22.72	-0.2	22.52	0.179	2.00	Pass	
	RB75#0			22.66	-0.2	22.46	0.176	2.00	Pass	
	16-QAM		RB1#0	23.21	-0.2	23.01	0.200	2.00	Pass	
			RB1#38	23.15	-0.2	22.95	0.197	2.00	Pass	
			RB1#74	23.02	-0.2	22.82	0.191	2.00	Pass	
			RB36#0	21.77	-0.2	21.57	0.144	2.00	Pass	
			RB36#19	21.74	-0.2	21.54	0.143	2.00	Pass	
			RB36#39	21.76	-0.2	21.56	0.143	2.00	Pass	
	HCH	QPSK	RB1#0	23.84	-0.2	23.64	0.231	2.00	Pass	
RB1#38			23.8	-0.2	23.60	0.229	2.00	Pass		
RB1#74			23.7	-0.2	23.50	0.224	2.00	Pass		
RB36#0			22.79	-0.2	22.59	0.182	2.00	Pass		
RB36#19			22.77	-0.2	22.57	0.181	2.00	Pass		
RB36#39			22.75	-0.2	22.55	0.180	2.00	Pass		
RB75#0			22.73	-0.2	22.53	0.179	2.00	Pass		

Test BW	Test Channel	Test Mode	Test RB (Size#Offset)	Conducted Output AV Power (dBm)	Antenna Gain (dBi)	EIRP (dBm)	EIRP (W)	Limit (W)	Verdict
LTE BAND38									
20 MHz	LCH	16-QAM	RB1#0	23.09	-0.2	22.89	0.195	2.00	Pass
			RB1#38	23.06	-0.2	22.86	0.193	2.00	Pass
			RB1#74	22.99	-0.2	22.79	0.190	2.00	Pass
			RB36#0	21.81	-0.2	21.61	0.145	2.00	Pass
			RB36#19	21.83	-0.2	21.63	0.146	2.00	Pass
			RB36#39	21.82	-0.2	21.62	0.145	2.00	Pass
			RB75#0	21.72	-0.2	21.52	0.142	2.00	Pass
	LCH	QPSK	RB1#0	23.68	-0.2	23.48	0.223	2.00	Pass
			RB1#50	23.74	-0.2	23.54	0.226	2.00	Pass
			RB1#99	23.74	-0.2	23.54	0.226	2.00	Pass
			RB50#0	22.82	-0.2	22.62	0.183	2.00	Pass
			RB50#25	22.83	-0.2	22.63	0.183	2.00	Pass
			RB50#50	22.83	-0.2	22.63	0.183	2.00	Pass
			RB100#0	22.81	-0.2	22.61	0.182	2.00	Pass
		16-QAM	RB1#0	23	-0.2	22.80	0.191	2.00	Pass
			RB1#50	23.07	-0.2	22.87	0.194	2.00	Pass
			RB1#99	23.12	-0.2	22.92	0.196	2.00	Pass
			RB50#0	21.8	-0.2	21.60	0.145	2.00	Pass
			RB50#25	21.86	-0.2	21.66	0.147	2.00	Pass
			RB50#50	21.8	-0.2	21.60	0.145	2.00	Pass
			RB100#0	21.8	-0.2	21.60	0.145	2.00	Pass
	MCH	QPSK	RB1#0	23.77	-0.2	23.57	0.228	2.00	Pass
			RB1#50	23.75	-0.2	23.55	0.226	2.00	Pass
			RB1#99	23.62	-0.2	23.42	0.220	2.00	Pass
			RB50#0	22.77	-0.2	22.57	0.181	2.00	Pass
			RB50#25	22.78	-0.2	22.58	0.181	2.00	Pass
			RB50#50	22.78	-0.2	22.58	0.181	2.00	Pass
			RB100#0	22.78	-0.2	22.58	0.181	2.00	Pass
16-QAM		RB1#0	22.99	-0.2	22.79	0.190	2.00	Pass	
		RB1#50	23.04	-0.2	22.84	0.192	2.00	Pass	
		RB1#99	23.11	-0.2	22.91	0.195	2.00	Pass	
		RB50#0	21.82	-0.2	21.62	0.145	2.00	Pass	
		RB50#25	21.85	-0.2	21.65	0.146	2.00	Pass	
		RB50#50	21.81	-0.2	21.61	0.145	2.00	Pass	
		RB100#0	21.78	-0.2	21.58	0.144	2.00	Pass	
HCH	QPSK	RB1#0	23.87	-0.2	23.67	0.233	2.00	Pass	
		RB1#50	23.81	-0.2	23.61	0.230	2.00	Pass	
		RB1#99	23.77	-0.2	23.57	0.228	2.00	Pass	
		RB50#0	22.85	-0.2	22.65	0.184	2.00	Pass	
		RB50#25	22.97	-0.2	22.77	0.189	2.00	Pass	

Test BW	Test Channel	Test Mode	Test RB (Size#Offset)	Conducted Output AV Power (dBm)	Antenna Gain (dBi)	EIRP (dBm)	EIRP (W)	Limit (W)	Verdict
LTE BAND38									
			RB50#50	22.87	-0.2	22.67	0.185	2.00	Pass
			RB100#0	22.83	-0.2	22.63	0.183	2.00	Pass
		16-QAM	RB1#0	23.38	-0.2	23.18	0.208	2.00	Pass
			RB1#50	23.32	-0.2	23.12	0.205	2.00	Pass
			RB1#99	23.27	-0.2	23.07	0.203	2.00	Pass
			RB50#0	21.92	-0.2	21.72	0.149	2.00	Pass
			RB50#25	21.99	-0.2	21.79	0.151	2.00	Pass
			RB50#50	21.89	-0.2	21.69	0.148	2.00	Pass
			RB100#0	21.86	-0.2	21.66	0.147	2.00	Pass

Test BW	Test Channel	Test Mode	Test RB (Size#Offset)	Conducted Output AV Power (dBm)	Antenna Gain (dBi)	EIRP (dBm)	EIRP (W)	Limit (W)	Verdict
LTE BAND41									
5 MHz	LCH	QPSK	RB1#0	23.88	-0.6	23.28	0.213	2.00	Pass
			RB1#13	23.86	-0.6	23.26	0.212	2.00	Pass
			RB1#24	23.84	-0.6	23.24	0.211	2.00	Pass
			RB12#0	23.07	-0.6	22.47	0.177	2.00	Pass
			RB12#6	23.06	-0.6	22.46	0.176	2.00	Pass
			RB12#13	23.05	-0.6	22.45	0.176	2.00	Pass
			RB25#0	23.05	-0.6	22.45	0.176	2.00	Pass
		16-QAM	RB1#0	23.3	-0.6	22.70	0.186	2.00	Pass
			RB1#13	23.38	-0.6	22.78	0.190	2.00	Pass
			RB1#24	23.34	-0.6	22.74	0.188	2.00	Pass
			RB12#0	22.02	-0.6	21.42	0.139	2.00	Pass
			RB12#6	22.13	-0.6	21.53	0.142	2.00	Pass
			RB12#13	22.1	-0.6	21.50	0.141	2.00	Pass
			RB25#0	22.06	-0.6	21.46	0.140	2.00	Pass
	MCH	QPSK	RB1#0	23.91	-0.6	23.31	0.214	2.00	Pass
			RB1#13	23.96	-0.6	23.36	0.217	2.00	Pass
			RB1#24	23.98	-0.6	23.38	0.218	2.00	Pass
			RB12#0	22.89	-0.6	22.29	0.169	2.00	Pass
			RB12#6	22.93	-0.6	22.33	0.171	2.00	Pass
			RB12#13	22.84	-0.6	22.24	0.167	2.00	Pass
			RB25#0	22.9	-0.6	22.30	0.170	2.00	Pass
		16-QAM	RB1#0	23.24	-0.6	22.64	0.184	2.00	Pass
			RB1#13	23.3	-0.6	22.70	0.186	2.00	Pass
			RB1#24	23.37	-0.6	22.77	0.189	2.00	Pass
			RB12#0	22.04	-0.6	21.44	0.139	2.00	Pass
			RB12#6	22.03	-0.6	21.43	0.139	2.00	Pass
			RB12#13	21.99	-0.6	21.39	0.138	2.00	Pass
			RB25#0	21.88	-0.6	21.28	0.134	2.00	Pass
	HCH	QPSK	RB1#0	23.64	-0.6	23.04	0.201	2.00	Pass
			RB1#13	23.76	-0.6	23.16	0.207	2.00	Pass
			RB1#24	23.76	-0.6	23.16	0.207	2.00	Pass
			RB12#0	23.14	-0.6	22.54	0.179	2.00	Pass
			RB12#6	23.21	-0.6	22.61	0.182	2.00	Pass
			RB12#13	23.17	-0.6	22.57	0.181	2.00	Pass
			RB25#0	23.17	-0.6	22.57	0.181	2.00	Pass
		16-QAM	RB1#0	23.32	-0.6	22.72	0.187	2.00	Pass
RB1#13			23.33	-0.6	22.73	0.187	2.00	Pass	
RB1#24			23.34	-0.6	22.74	0.188	2.00	Pass	
RB12#0			22.18	-0.6	21.58	0.144	2.00	Pass	

Test BW	Test Channel	Test Mode	Test RB (Size#Offset)	Conducted Output AV Power (dBm)	Antenna Gain (dBi)	EIRP (dBm)	EIRP (W)	Limit (W)	Verdict	
LTE BAND41										
10 MHz			RB12#6	22.24	-0.6	21.64	0.146	2.00	Pass	
			RB12#13	22.23	-0.6	21.63	0.146	2.00	Pass	
			RB25#0	22.21	-0.6	21.61	0.145	2.00	Pass	
	LCH	QPSK	RB1#0	23.98	-0.6	23.38	0.218	2.00	Pass	
			RB1#25	23.99	-0.6	23.39	0.218	2.00	Pass	
			RB1#49	23.92	-0.6	23.32	0.215	2.00	Pass	
			RB25#0	23.06	-0.6	22.46	0.176	2.00	Pass	
			RB25#13	23.06	-0.6	22.46	0.176	2.00	Pass	
			RB25#25	23.03	-0.6	22.43	0.175	2.00	Pass	
		16-QAM	RB50#0	23.05	-0.6	22.45	0.176	2.00	Pass	
			RB1#0	23.3	-0.6	22.70	0.186	2.00	Pass	
			RB1#25	23.18	-0.6	22.58	0.181	2.00	Pass	
			RB1#49	23.16	-0.6	22.56	0.180	2.00	Pass	
			RB25#0	22.05	-0.6	21.45	0.140	2.00	Pass	
			RB25#13	22.07	-0.6	21.47	0.140	2.00	Pass	
		MCH	QPSK	RB25#25	22	-0.6	21.40	0.138	2.00	Pass
				RB50#0	22.08	-0.6	21.48	0.141	2.00	Pass
				RB1#0	23.87	-0.6	23.27	0.212	2.00	Pass
				RB1#25	23.87	-0.6	23.27	0.212	2.00	Pass
				RB1#49	23.89	-0.6	23.29	0.213	2.00	Pass
				RB25#0	22.9	-0.6	22.30	0.170	2.00	Pass
	16-QAM		RB25#13	22.97	-0.6	22.37	0.173	2.00	Pass	
			RB25#25	22.95	-0.6	22.35	0.172	2.00	Pass	
			RB50#0	22.92	-0.6	22.32	0.171	2.00	Pass	
			RB1#0	23.35	-0.6	22.75	0.188	2.00	Pass	
			RB1#25	23.23	-0.6	22.63	0.183	2.00	Pass	
			RB1#49	23.29	-0.6	22.69	0.186	2.00	Pass	
	HCH	QPSK	RB25#0	21.89	-0.6	21.29	0.135	2.00	Pass	
			RB25#13	21.95	-0.6	21.35	0.136	2.00	Pass	
			RB25#25	21.94	-0.6	21.34	0.136	2.00	Pass	
RB50#0			21.96	-0.6	21.36	0.137	2.00	Pass		
RB1#0			23.93	-0.6	23.33	0.215	2.00	Pass		
RB1#25			23.93	-0.6	23.33	0.215	2.00	Pass		
16-QAM		RB1#49	23.84	-0.6	23.24	0.211	2.00	Pass		
		RB1#25	23.53	-0.6	22.93	0.196	2.00	Pass		

Test BW	Test Channel	Test Mode	Test RB (Size#Offset)	Conducted Output AV Power (dBm)	Antenna Gain (dBi)	EIRP (dBm)	EIRP (W)	Limit (W)	Verdict
LTE BAND41									
15 MHz			RB1#49	23.59	-0.6	22.99	0.199	2.00	Pass
			RB25#0	22.21	-0.6	21.61	0.145	2.00	Pass
			RB25#13	22.22	-0.6	21.62	0.145	2.00	Pass
			RB25#25	22.24	-0.6	21.64	0.146	2.00	Pass
			RB50#0	22.21	-0.6	21.61	0.145	2.00	Pass
	LCH	QPSK	RB1#0	23.7	-0.6	23.10	0.204	2.00	Pass
			RB1#38	23.71	-0.6	23.11	0.205	2.00	Pass
			RB1#74	23.6	-0.6	23.00	0.200	2.00	Pass
			RB36#0	22.92	-0.6	22.32	0.171	2.00	Pass
			RB36#19	22.92	-0.6	22.32	0.171	2.00	Pass
			RB36#39	22.84	-0.6	22.24	0.167	2.00	Pass
		RB75#0	22.89	-0.6	22.29	0.169	2.00	Pass	
		16-QAM	RB1#0	23.08	-0.6	22.48	0.177	2.00	Pass
			RB1#38	23	-0.6	22.40	0.174	2.00	Pass
			RB1#74	22.97	-0.6	22.37	0.173	2.00	Pass
			RB36#0	21.89	-0.6	21.29	0.135	2.00	Pass
			RB36#19	21.91	-0.6	21.31	0.135	2.00	Pass
			RB36#39	21.83	-0.6	21.23	0.133	2.00	Pass
	RB75#0	21.88	-0.6	21.28	0.134	2.00	Pass		
	MCH	QPSK	RB1#0	23.7	-0.6	23.10	0.204	2.00	Pass
			RB1#38	23.64	-0.6	23.04	0.201	2.00	Pass
			RB1#74	23.65	-0.6	23.05	0.202	2.00	Pass
			RB36#0	22.78	-0.6	22.18	0.165	2.00	Pass
			RB36#19	22.77	-0.6	22.17	0.165	2.00	Pass
			RB36#39	22.75	-0.6	22.15	0.164	2.00	Pass
		RB75#0	22.78	-0.6	22.18	0.165	2.00	Pass	
		16-QAM	RB1#0	23.19	-0.6	22.59	0.182	2.00	Pass
			RB1#38	23.11	-0.6	22.51	0.178	2.00	Pass
RB1#74			23.09	-0.6	22.49	0.177	2.00	Pass	
RB36#0			21.77	-0.6	21.17	0.131	2.00	Pass	
RB36#19			21.76	-0.6	21.16	0.131	2.00	Pass	
RB36#39			21.77	-0.6	21.17	0.131	2.00	Pass	
RB75#0	21.79	-0.6	21.19	0.132	2.00	Pass			
HCH	QPSK	RB1#0	23.78	-0.6	23.18	0.208	2.00	Pass	
		RB1#38	23.67	-0.6	23.07	0.203	2.00	Pass	
		RB1#74	23.69	-0.6	23.09	0.204	2.00	Pass	
		RB36#0	23.08	-0.6	22.48	0.177	2.00	Pass	
		RB36#19	23.14	-0.6	22.54	0.179	2.00	Pass	
		RB36#39	23.08	-0.6	22.48	0.177	2.00	Pass	
		RB75#0	23.07	-0.6	22.47	0.177	2.00	Pass	

Test BW	Test Channel	Test Mode	Test RB (Size#Offset)	Conducted Output AV Power (dBm)	Antenna Gain (dBi)	EIRP (dBm)	EIRP (W)	Limit (W)	Verdict
LTE BAND41									
20 MHz	LCH	16-QAM	RB1#0	23.49	-0.6	22.89	0.195	2.00	Pass
			RB1#38	23.35	-0.6	22.75	0.188	2.00	Pass
			RB1#74	23.37	-0.6	22.77	0.189	2.00	Pass
			RB36#0	22.16	-0.6	21.56	0.143	2.00	Pass
			RB36#19	22.21	-0.6	21.61	0.145	2.00	Pass
			RB36#39	22.12	-0.6	21.52	0.142	2.00	Pass
			RB75#0	22.04	-0.6	21.44	0.139	2.00	Pass
	LCH	QPSK	RB1#0	23.81	-0.6	23.21	0.209	2.00	Pass
			RB1#50	23.82	-0.6	23.22	0.210	2.00	Pass
			RB1#99	23.75	-0.6	23.15	0.207	2.00	Pass
			RB50#0	22.93	-0.6	22.33	0.171	2.00	Pass
			RB50#25	23	-0.6	22.40	0.174	2.00	Pass
			RB50#50	22.92	-0.6	22.32	0.171	2.00	Pass
			RB100#0	22.99	-0.6	22.39	0.173	2.00	Pass
		16-QAM	RB1#0	23.15	-0.6	22.55	0.180	2.00	Pass
			RB1#50	23.14	-0.6	22.54	0.179	2.00	Pass
			RB1#99	23.07	-0.6	22.47	0.177	2.00	Pass
			RB50#0	21.98	-0.6	21.38	0.137	2.00	Pass
			RB50#25	21.99	-0.6	21.39	0.138	2.00	Pass
			RB50#50	21.92	-0.6	21.32	0.136	2.00	Pass
			RB100#0	21.97	-0.6	21.37	0.137	2.00	Pass
	MCH	QPSK	RB1#0	23.75	-0.6	23.15	0.207	2.00	Pass
			RB1#50	23.68	-0.6	23.08	0.203	2.00	Pass
			RB1#99	23.71	-0.6	23.11	0.205	2.00	Pass
			RB50#0	22.75	-0.6	22.15	0.164	2.00	Pass
			RB50#25	22.85	-0.6	22.25	0.168	2.00	Pass
			RB50#50	22.78	-0.6	22.18	0.165	2.00	Pass
			RB100#0	22.79	-0.6	22.19	0.166	2.00	Pass
16-QAM		RB1#0	22.84	-0.6	22.24	0.167	2.00	Pass	
		RB1#50	22.83	-0.6	22.23	0.167	2.00	Pass	
		RB1#99	22.91	-0.6	22.31	0.170	2.00	Pass	
		RB50#0	21.76	-0.6	21.16	0.131	2.00	Pass	
		RB50#25	21.83	-0.6	21.23	0.133	2.00	Pass	
		RB50#50	21.82	-0.6	21.22	0.132	2.00	Pass	
		RB100#0	21.81	-0.6	21.21	0.132	2.00	Pass	
HCH	QPSK	RB1#0	23.87	-0.6	23.27	0.212	2.00	Pass	
		RB1#50	23.8	-0.6	23.20	0.209	2.00	Pass	
		RB1#99	23.73	-0.6	23.13	0.206	2.00	Pass	
		RB50#0	23.17	-0.6	22.57	0.181	2.00	Pass	
		RB50#25	23.18	-0.6	22.58	0.181	2.00	Pass	

Test BW	Test Channel	Test Mode	Test RB (Size#Offset)	Conducted Output AV Power (dBm)	Antenna Gain (dBi)	EIRP (dBm)	EIRP (W)	Limit (W)	Verdict
LTE BAND41									
			RB50#50	23.13	-0.6	22.53	0.179	2.00	Pass
			RB100#0	23.2	-0.6	22.60	0.182	2.00	Pass
		16-QAM	RB1#0	23.64	-0.6	23.04	0.201	2.00	Pass
			RB1#50	23.46	-0.6	22.86	0.193	2.00	Pass
			RB1#99	23.47	-0.6	22.87	0.194	2.00	Pass
			RB50#0	22.23	-0.6	21.63	0.146	2.00	Pass
			RB50#25	22.25	-0.6	21.65	0.146	2.00	Pass
			RB50#50	22.17	-0.6	21.57	0.144	2.00	Pass
			RB100#0	22.2	-0.6	21.60	0.145	2.00	Pass

Test BW	Test Channel	Test Mode	Test RB (Size#Offset)	Conducted Output AV Power (dBm)	Antenna Gain (dBi)	EIRP (dBm)	EIRP (W)	Limit (W)	Verdict
LTE BAND66									
1.4 MHz	LCH	QPSK	RB1#0	23.38	-2.3	21.08	0.128	1.00	Pass
			RB1#3	23.45	-2.3	21.15	0.130	1.00	Pass
			RB1#5	23.4	-2.3	21.10	0.129	1.00	Pass
			RB3#0	23.42	-2.3	21.12	0.129	1.00	Pass
			RB3#2	23.49	-2.3	21.19	0.132	1.00	Pass
			RB3#3	23.44	-2.3	21.14	0.130	1.00	Pass
		RB6#0	22.51	-2.3	20.21	0.105	1.00	Pass	
		16-QAM	RB1#0	22.62	-2.3	20.32	0.108	1.00	Pass
			RB1#3	22.7	-2.3	20.40	0.110	1.00	Pass
			RB1#5	22.61	-2.3	20.31	0.107	1.00	Pass
			RB3#0	22.53	-2.3	20.23	0.105	1.00	Pass
			RB3#2	22.57	-2.3	20.27	0.106	1.00	Pass
	RB3#3		22.57	-2.3	20.27	0.106	1.00	Pass	
	RB6#0	21.65	-2.3	19.35	0.086	1.00	Pass		
	MCH	QPSK	RB1#0	23.69	-2.3	21.39	0.138	1.00	Pass
			RB1#3	23.76	-2.3	21.46	0.140	1.00	Pass
			RB1#5	23.69	-2.3	21.39	0.138	1.00	Pass
			RB3#0	23.76	-2.3	21.46	0.140	1.00	Pass
			RB3#2	23.77	-2.3	21.47	0.140	1.00	Pass
			RB3#3	23.73	-2.3	21.43	0.139	1.00	Pass
		RB6#0	22.85	-2.3	20.55	0.114	1.00	Pass	
		16-QAM	RB1#0	23.22	-2.3	20.92	0.124	1.00	Pass
			RB1#3	23.23	-2.3	20.93	0.124	1.00	Pass
			RB1#5	23.2	-2.3	20.90	0.123	1.00	Pass
			RB3#0	23.04	-2.3	20.74	0.119	1.00	Pass
			RB3#2	22.96	-2.3	20.66	0.116	1.00	Pass
	RB3#3		23.03	-2.3	20.73	0.118	1.00	Pass	
	RB6#0	21.74	-2.3	19.44	0.088	1.00	Pass		
	HCH	QPSK	RB1#0	23.53	-2.3	21.23	0.133	1.00	Pass
			RB1#3	23.61	-2.3	21.31	0.135	1.00	Pass
			RB1#5	23.55	-2.3	21.25	0.133	1.00	Pass
			RB3#0	23.59	-2.3	21.29	0.135	1.00	Pass
			RB3#2	23.62	-2.3	21.32	0.136	1.00	Pass
			RB3#3	23.59	-2.3	21.29	0.135	1.00	Pass
		RB6#0	22.61	-2.3	20.31	0.107	1.00	Pass	
		16-QAM	RB1#0	22.55	-2.3	20.25	0.106	1.00	Pass
RB1#3			22.67	-2.3	20.37	0.109	1.00	Pass	
RB1#5			22.58	-2.3	20.28	0.107	1.00	Pass	
RB3#0			22.8	-2.3	20.50	0.112	1.00	Pass	

Test BW	Test Channel	Test Mode	Test RB (Size#Offset)	Conducted Output AV Power (dBm)	Antenna Gain (dBi)	EIRP (dBm)	EIRP (W)	Limit (W)	Verdict	
LTE BAND66										
3 MHz			RB3#2	22.82	-2.3	20.52	0.113	1.00	Pass	
			RB3#3	22.83	-2.3	20.53	0.113	1.00	Pass	
			RB6#0	21.81	-2.3	19.51	0.089	1.00	Pass	
	LCH	QPSK	RB1#0	23.53	-2.3	21.23	0.133	1.00	Pass	
			RB1#7	23.5	-2.3	21.20	0.132	1.00	Pass	
			RB1#14	23.49	-2.3	21.19	0.132	1.00	Pass	
			RB8#0	22.57	-2.3	20.27	0.106	1.00	Pass	
			RB8#4	22.66	-2.3	20.36	0.109	1.00	Pass	
			RB8#7	22.59	-2.3	20.29	0.107	1.00	Pass	
		RB15#0	22.59	-2.3	20.29	0.107	1.00	Pass		
		16-QAM	RB1#0	22.46	-2.3	20.16	0.104	1.00	Pass	
			RB1#7	22.55	-2.3	20.25	0.106	1.00	Pass	
			RB1#14	22.51	-2.3	20.21	0.105	1.00	Pass	
			RB8#0	21.67	-2.3	19.37	0.086	1.00	Pass	
			RB8#4	21.74	-2.3	19.44	0.088	1.00	Pass	
			RB8#7	21.68	-2.3	19.38	0.087	1.00	Pass	
		RB15#0	21.63	-2.3	19.33	0.086	1.00	Pass		
		MCH	QPSK	RB1#0	23.87	-2.3	21.57	0.144	1.00	Pass
				RB1#7	23.91	-2.3	21.61	0.145	1.00	Pass
				RB1#14	23.88	-2.3	21.58	0.144	1.00	Pass
				RB8#0	22.85	-2.3	20.55	0.114	1.00	Pass
	RB8#4			22.91	-2.3	20.61	0.115	1.00	Pass	
	RB8#7			22.94	-2.3	20.64	0.116	1.00	Pass	
	RB15#0		22.83	-2.3	20.53	0.113	1.00	Pass		
	16-QAM		RB1#0	23.25	-2.3	20.95	0.124	1.00	Pass	
			RB1#7	23.3	-2.3	21.00	0.126	1.00	Pass	
			RB1#14	23.22	-2.3	20.92	0.124	1.00	Pass	
			RB8#0	21.85	-2.3	19.55	0.090	1.00	Pass	
			RB8#4	21.99	-2.3	19.69	0.093	1.00	Pass	
		RB8#7	21.93	-2.3	19.63	0.092	1.00	Pass		
RB15#0	21.88	-2.3	19.58	0.091	1.00	Pass				
HCH	QPSK	RB1#0	23.68	-2.3	21.38	0.137	1.00	Pass		
		RB1#7	23.65	-2.3	21.35	0.136	1.00	Pass		
		RB1#14	23.69	-2.3	21.39	0.138	1.00	Pass		
		RB8#0	22.71	-2.3	20.41	0.110	1.00	Pass		
		RB8#4	22.76	-2.3	20.46	0.111	1.00	Pass		
		RB8#7	22.68	-2.3	20.38	0.109	1.00	Pass		
	RB15#0	22.71	-2.3	20.41	0.110	1.00	Pass			
	16-QAM	RB1#0	22.79	-2.3	20.49	0.112	1.00	Pass		
RB1#7	22.72	-2.3	20.42	0.110	1.00	Pass				

Test BW	Test Channel	Test Mode	Test RB (Size#Offset)	Conducted Output AV Power (dBm)	Antenna Gain (dBi)	EIRP (dBm)	EIRP (W)	Limit (W)	Verdict	
LTE BAND66										
5 MHz			RB1#14	22.73	-2.3	20.43	0.110	1.00	Pass	
			RB8#0	21.78	-2.3	19.48	0.089	1.00	Pass	
			RB8#4	21.79	-2.3	19.49	0.089	1.00	Pass	
			RB8#7	21.72	-2.3	19.42	0.087	1.00	Pass	
			RB15#0	21.71	-2.3	19.41	0.087	1.00	Pass	
	LCH	QPSK	RB1#0	23.45	-2.3	21.15	0.130	1.00	Pass	
			RB1#13	23.57	-2.3	21.27	0.134	1.00	Pass	
			RB1#24	23.45	-2.3	21.15	0.130	1.00	Pass	
			RB12#0	22.55	-2.3	20.25	0.106	1.00	Pass	
			RB12#6	22.6	-2.3	20.30	0.107	1.00	Pass	
			RB12#13	22.57	-2.3	20.27	0.106	1.00	Pass	
			RB25#0	22.57	-2.3	20.27	0.106	1.00	Pass	
		16-QAM	RB1#0	22.7	-2.3	20.40	0.110	1.00	Pass	
			RB1#13	22.8	-2.3	20.50	0.112	1.00	Pass	
			RB1#24	22.73	-2.3	20.43	0.110	1.00	Pass	
			RB12#0	21.66	-2.3	19.36	0.086	1.00	Pass	
			RB12#6	21.72	-2.3	19.42	0.087	1.00	Pass	
			RB12#13	21.65	-2.3	19.35	0.086	1.00	Pass	
			RB25#0	21.65	-2.3	19.35	0.086	1.00	Pass	
		MCH	QPSK	RB1#0	23.78	-2.3	21.48	0.141	1.00	Pass
				RB1#13	23.87	-2.3	21.57	0.144	1.00	Pass
				RB1#24	23.84	-2.3	21.54	0.143	1.00	Pass
				RB12#0	22.82	-2.3	20.52	0.113	1.00	Pass
	RB12#6			22.89	-2.3	20.59	0.115	1.00	Pass	
	RB12#13			22.91	-2.3	20.61	0.115	1.00	Pass	
	RB25#0			22.86	-2.3	20.56	0.114	1.00	Pass	
	16-QAM		RB1#0	23.38	-2.3	21.08	0.128	1.00	Pass	
			RB1#13	23.51	-2.3	21.21	0.132	1.00	Pass	
			RB1#24	23.38	-2.3	21.08	0.128	1.00	Pass	
			RB12#0	22	-2.3	19.70	0.093	1.00	Pass	
			RB12#6	22.04	-2.3	19.74	0.094	1.00	Pass	
			RB12#13	22.09	-2.3	19.79	0.095	1.00	Pass	
			RB25#0	21.89	-2.3	19.59	0.091	1.00	Pass	
HCH			QPSK	RB1#0	23.68	-2.3	21.38	0.137	1.00	Pass
	RB1#13	23.71		-2.3	21.41	0.138	1.00	Pass		
	RB1#24	23.6		-2.3	21.30	0.135	1.00	Pass		
	RB12#0	22.77		-2.3	20.47	0.111	1.00	Pass		
	RB12#6	22.77		-2.3	20.47	0.111	1.00	Pass		
	RB12#13	22.73		-2.3	20.43	0.110	1.00	Pass		
	RB25#0	22.76		-2.3	20.46	0.111	1.00	Pass		

Test BW	Test Channel	Test Mode	Test RB (Size#Offset)	Conducted Output AV Power (dBm)	Antenna Gain (dBi)	EIRP (dBm)	EIRP (W)	Limit (W)	Verdict
LTE BAND66									
10 MHz	LCH	16-QAM	RB1#0	22.87	-2.3	20.57	0.114	1.00	Pass
			RB1#13	22.88	-2.3	20.58	0.114	1.00	Pass
			RB1#24	22.78	-2.3	20.48	0.112	1.00	Pass
			RB12#0	21.87	-2.3	19.57	0.091	1.00	Pass
			RB12#6	21.84	-2.3	19.54	0.090	1.00	Pass
			RB12#13	21.78	-2.3	19.48	0.089	1.00	Pass
			RB25#0	21.71	-2.3	19.41	0.087	1.00	Pass
	MCH	QPSK	RB1#0	23.47	-2.3	21.17	0.131	1.00	Pass
			RB1#25	23.48	-2.3	21.18	0.131	1.00	Pass
			RB1#49	23.47	-2.3	21.17	0.131	1.00	Pass
			RB25#0	22.57	-2.3	20.27	0.106	1.00	Pass
			RB25#13	22.62	-2.3	20.32	0.108	1.00	Pass
			RB25#25	22.6	-2.3	20.30	0.107	1.00	Pass
			RB50#0	22.62	-2.3	20.32	0.108	1.00	Pass
		16-QAM	RB1#0	22.45	-2.3	20.15	0.104	1.00	Pass
			RB1#25	22.52	-2.3	20.22	0.105	1.00	Pass
			RB1#49	22.45	-2.3	20.15	0.104	1.00	Pass
			RB25#0	21.64	-2.3	19.34	0.086	1.00	Pass
			RB25#13	21.65	-2.3	19.35	0.086	1.00	Pass
			RB25#25	21.66	-2.3	19.36	0.086	1.00	Pass
			RB50#0	21.62	-2.3	19.32	0.086	1.00	Pass
	HCH	QPSK	RB1#0	23.75	-2.3	21.45	0.140	1.00	Pass
			RB1#25	23.83	-2.3	21.53	0.142	1.00	Pass
			RB1#49	23.74	-2.3	21.44	0.139	1.00	Pass
			RB25#0	22.88	-2.3	20.58	0.114	1.00	Pass
			RB25#13	22.91	-2.3	20.61	0.115	1.00	Pass
			RB25#25	22.9	-2.3	20.60	0.115	1.00	Pass
			RB50#0	22.82	-2.3	20.52	0.113	1.00	Pass
16-QAM		RB1#0	23.3	-2.3	21.00	0.126	1.00	Pass	
		RB1#25	23.32	-2.3	21.02	0.126	1.00	Pass	
		RB1#49	23.29	-2.3	20.99	0.126	1.00	Pass	
		RB25#0	21.89	-2.3	19.59	0.091	1.00	Pass	
		RB25#13	21.95	-2.3	19.65	0.092	1.00	Pass	
		RB25#25	21.95	-2.3	19.65	0.092	1.00	Pass	
		RB50#0	21.88	-2.3	19.58	0.091	1.00	Pass	
QPSK	RB1#0	23.69	-2.3	21.39	0.138	1.00	Pass		
	RB1#25	23.68	-2.3	21.38	0.137	1.00	Pass		
	RB1#49	23.63	-2.3	21.33	0.136	1.00	Pass		
	RB25#0	22.7	-2.3	20.40	0.110	1.00	Pass		
	RB25#13	22.81	-2.3	20.51	0.112	1.00	Pass		

Test BW	Test Channel	Test Mode	Test RB (Size#Offset)	Conducted Output AV Power (dBm)	Antenna Gain (dBi)	EIRP (dBm)	EIRP (W)	Limit (W)	Verdict	
LTE BAND66										
			RB25#25	22.75	-2.3	20.45	0.111	1.00	Pass	
			RB50#0	22.74	-2.3	20.44	0.111	1.00	Pass	
		16-QAM	RB1#0	22.78	-2.3	20.48	0.112	1.00	Pass	
			RB1#25	22.77	-2.3	20.47	0.111	1.00	Pass	
			RB1#49	22.66	-2.3	20.36	0.109	1.00	Pass	
			RB25#0	21.84	-2.3	19.54	0.090	1.00	Pass	
			RB25#13	21.93	-2.3	19.63	0.092	1.00	Pass	
			RB25#25	21.87	-2.3	19.57	0.091	1.00	Pass	
		RB50#0	21.76	-2.3	19.46	0.088	1.00	Pass		
15 MHz	LCH	QPSK	RB1#0	23.32	-2.3	21.02	0.126	1.00	Pass	
			RB1#38	23.27	-2.3	20.97	0.125	1.00	Pass	
			RB1#74	23.4	-2.3	21.10	0.129	1.00	Pass	
			RB36#0	22.36	-2.3	20.06	0.101	1.00	Pass	
			RB36#19	22.44	-2.3	20.14	0.103	1.00	Pass	
			RB36#39	22.46	-2.3	20.16	0.104	1.00	Pass	
				RB75#0	22.44	-2.3	20.14	0.103	1.00	Pass
		16-QAM	RB1#0	22.34	-2.3	20.04	0.101	1.00	Pass	
			RB1#38	22.33	-2.3	20.03	0.101	1.00	Pass	
			RB1#74	22.4	-2.3	20.10	0.102	1.00	Pass	
			RB36#0	21.38	-2.3	19.08	0.081	1.00	Pass	
			RB36#19	21.47	-2.3	19.17	0.083	1.00	Pass	
	RB36#39		21.48	-2.3	19.18	0.083	1.00	Pass		
			RB75#0	21.45	-2.3	19.15	0.082	1.00	Pass	
	MCH	QPSK	RB1#0	23.61	-2.3	21.31	0.135	1.00	Pass	
			RB1#38	23.63	-2.3	21.33	0.136	1.00	Pass	
			RB1#74	23.64	-2.3	21.34	0.136	1.00	Pass	
			RB36#0	22.73	-2.3	20.43	0.110	1.00	Pass	
			RB36#19	22.7	-2.3	20.40	0.110	1.00	Pass	
			RB36#39	22.77	-2.3	20.47	0.111	1.00	Pass	
				RB75#0	22.67	-2.3	20.37	0.109	1.00	Pass
		16-QAM	RB1#0	23.06	-2.3	20.76	0.119	1.00	Pass	
			RB1#38	23.08	-2.3	20.78	0.120	1.00	Pass	
			RB1#74	23.07	-2.3	20.77	0.119	1.00	Pass	
RB36#0			21.78	-2.3	19.48	0.089	1.00	Pass		
RB36#19			21.79	-2.3	19.49	0.089	1.00	Pass		
RB36#39	21.84		-2.3	19.54	0.090	1.00	Pass			
		RB75#0	21.74	-2.3	19.44	0.088	1.00	Pass		
HCH	QPSK	RB1#0	23.59	-2.3	21.29	0.135	1.00	Pass		
		RB1#38	23.55	-2.3	21.25	0.133	1.00	Pass		
		RB1#74	23.44	-2.3	21.14	0.130	1.00	Pass		

Test BW	Test Channel	Test Mode	Test RB (Size#Offset)	Conducted Output AV Power (dBm)	Antenna Gain (dBi)	EIRP (dBm)	EIRP (W)	Limit (W)	Verdict			
LTE BAND66												
			RB36#0	22.65	-2.3	20.35	0.108	1.00	Pass			
			RB36#19	22.63	-2.3	20.33	0.108	1.00	Pass			
			RB36#39	22.64	-2.3	20.34	0.108	1.00	Pass			
			RB75#0	22.62	-2.3	20.32	0.108	1.00	Pass			
		16-QAM	RB1#0	22.95	-2.3	20.65	0.116	1.00	Pass			
			RB1#38	22.9	-2.3	20.60	0.115	1.00	Pass			
			RB1#74	22.81	-2.3	20.51	0.112	1.00	Pass			
			RB36#0	21.67	-2.3	19.37	0.086	1.00	Pass			
			RB36#19	21.61	-2.3	19.31	0.085	1.00	Pass			
			RB36#39	21.66	-2.3	19.36	0.086	1.00	Pass			
			RB75#0	21.63	-2.3	19.33	0.086	1.00	Pass			
			20 MHz	LCH	QPSK	RB1#0	23.33	-2.3	21.03	0.127	1.00	Pass
						RB1#50	23.28	-2.3	20.98	0.125	1.00	Pass
						RB1#99	23.39	-2.3	21.09	0.129	1.00	Pass
		RB50#0				22.41	-2.3	20.11	0.103	1.00	Pass	
		RB50#25				22.51	-2.3	20.21	0.105	1.00	Pass	
		RB50#50				22.49	-2.3	20.19	0.104	1.00	Pass	
		RB100#0			22.48	-2.3	20.18	0.104	1.00	Pass		
16-QAM	RB1#0	22.92			-2.3	20.62	0.115	1.00	Pass			
	RB1#50	22.89			-2.3	20.59	0.115	1.00	Pass			
	RB1#99	22.95			-2.3	20.65	0.116	1.00	Pass			
	RB50#0	21.39			-2.3	19.09	0.081	1.00	Pass			
	RB50#25	21.54			-2.3	19.24	0.084	1.00	Pass			
	RB50#50	21.48	-2.3	19.18	0.083	1.00	Pass					
MCH	QPSK	RB100#0	21.49	-2.3	19.19	0.083	1.00	Pass				
		RB1#0	23.67	-2.3	21.37	0.137	1.00	Pass				
		RB1#50	23.65	-2.3	21.35	0.136	1.00	Pass				
		RB1#99	23.7	-2.3	21.40	0.138	1.00	Pass				
		RB50#0	22.67	-2.3	20.37	0.109	1.00	Pass				
		RB50#25	22.74	-2.3	20.44	0.111	1.00	Pass				
	16-QAM	RB50#50	22.75	-2.3	20.45	0.111	1.00	Pass				
		RB100#0	22.67	-2.3	20.37	0.109	1.00	Pass				
		RB1#0	23.18	-2.3	20.88	0.122	1.00	Pass				
		RB1#50	23.18	-2.3	20.88	0.122	1.00	Pass				
		RB1#99	23.16	-2.3	20.86	0.122	1.00	Pass				
		RB50#0	21.71	-2.3	19.41	0.087	1.00	Pass				
HCH	QPSK	RB50#25	21.78	-2.3	19.48	0.089	1.00	Pass				
		RB50#50	21.82	-2.3	19.52	0.090	1.00	Pass				
			RB100#0	21.71	-2.3	19.41	0.087	1.00	Pass			
	HCH	QPSK	RB1#0	23.5	-2.3	21.20	0.132	1.00	Pass			

Test BW	Test Channel	Test Mode	Test RB (Size#Offset)	Conducted Output AV Power (dBm)	Antenna Gain (dBi)	EIRP (dBm)	EIRP (W)	Limit (W)	Verdict
LTE BAND66									
			RB1#50	23.49	-2.3	21.19	0.132	1.00	Pass
			RB1#99	23.4	-2.3	21.10	0.129	1.00	Pass
			RB50#0	22.67	-2.3	20.37	0.109	1.00	Pass
			RB50#25	22.71	-2.3	20.41	0.110	1.00	Pass
			RB50#50	22.71	-2.3	20.41	0.110	1.00	Pass
			RB100#0	22.65	-2.3	20.35	0.108	1.00	Pass
		16-QAM	RB1#0	22.97	-2.3	20.67	0.117	1.00	Pass
			RB1#50	22.96	-2.3	20.66	0.116	1.00	Pass
			RB1#99	22.86	-2.3	20.56	0.114	1.00	Pass
			RB50#0	21.59	-2.3	19.29	0.085	1.00	Pass
			RB50#25	21.72	-2.3	19.42	0.087	1.00	Pass
			RB50#50	21.67	-2.3	19.37	0.086	1.00	Pass
			RB100#0	21.61	-2.3	19.31	0.085	1.00	Pass

Modulation	PCC RB		SCC RB		Conducted Output AV Power (dBm)			Antenna Gain (dBi)	EIRP (W)			Limit (W)
	Size	Offset	Size	Offset	LCH	MCH	HCH		LCH	MCH	HCH	
CA_7C												
10MHz+20MHz												
QPSK	1	49	1	0	23.09	23.09	23.15	-0.1	0.199	0.199	0.202	2.000
	50	0	100	0	22.35	22.11	22.18	-0.1	0.168	0.159	0.161	2.000
16-QAM	1	49	1	0	22.88	22.77	23.32	-0.1	0.190	0.185	0.210	2.000
	50	0	100	0	21.31	21.32	21.25	-0.1	0.132	0.132	0.130	2.000
20MHz+10MHz												
QPSK	1	0	0	0	23.23	23.35	23.1	-0.1	0.206	0.211	0.200	2.000
	50	0	0	0	22.56	22.69	22.72	-0.1	0.176	0.182	0.183	2.000
	100	0	0	0	21.71	21.61	21.76	-0.1	0.145	0.142	0.147	2.000
	1	99	1	0	23.16	22.79	23.4	-0.1	0.202	0.186	0.214	2.000
	100	0	50	0	22.43	21.94	22.03	-0.1	0.171	0.153	0.156	2.000
16-QAM	1	0	0	0	21.84	22.32	22.18	-0.1	0.149	0.167	0.161	2.000
	50	0	0	0	21.73	21.64	21.77	-0.1	0.146	0.143	0.147	2.000
	100	0	0	0	20.7	20.68	20.74	-0.1	0.115	0.114	0.116	2.000
	1	99	1	0	23.33	22.46	22.69	-0.1	0.210	0.172	0.182	2.000
	100	0	50	0	21.46	21.08	21.09	-0.1	0.137	0.125	0.126	2.000
15MHz+15MHz												
QPSK	1	74	1	0	23.21	22.91	23.41	-0.1	0.205	0.191	0.214	2.000
	75	0	75	0	22.2	22.03	22.15	-0.1	0.162	0.156	0.160	2.000
16-QAM	1	74	1	0	23.41	22.11	23.37	-0.1	0.214	0.159	0.212	2.000
	75	0	75	0	21.26	20.92	21.11	-0.1	0.131	0.121	0.126	2.000
15MHz+20MHz												
QPSK	1	74	1	0	23.12	22.91	23.27	-0.1	0.200	0.191	0.207	2.000
	75	0	100	0	22.07	22.16	22.02	-0.1	0.157	0.161	0.156	2.000
16-QAM	1	74	1	0	22.81	22.15	23.2	-0.1	0.187	0.160	0.204	2.000
	75	0	100	0	21.18	21.05	20.88	-0.1	0.128	0.124	0.120	2.000
20MHz+15MHz												
QPSK	1	99	1	0	23.43	22.73	23.61	-0.1	0.215	0.183	0.224	2.000
	100	0	75	0	22.18	20.99	21.86	-0.1	0.161	0.123	0.150	2.000
16-QAM	1	99	1	0	23.24	22.3	23.37	-0.1	0.206	0.166	0.212	2.000
	100	0	75	0	21.27	21.28	21.1	-0.1	0.131	0.131	0.126	2.000
20MHz+20MHz												
QPSK	1	0	0	0	22.66	23.55	22.72	-0.1	0.180	0.221	0.183	2.000
	50	0	0	0	22.73	22.66	21.72	-0.1	0.183	0.180	0.145	2.000
	100	0	0	0	22.74	22.63	22.3	-0.1	0.184	0.179	0.166	2.000
	1	99	1	0	14.1	14.06	14.3	-0.1	0.025	0.025	0.026	2.000
	100	0	100	0	21.12	21.22	21.29	-0.1	0.126	0.129	0.132	2.000
16-QAM	1	0	0	0	21.88	22.2	21.51	-0.1	0.151	0.162	0.138	2.000
	50	0	0	0	21.2	21.67	20.95	-0.1	0.129	0.144	0.122	2.000
	100	0	0	0	21.59	21.57	21.41	-0.1	0.141	0.140	0.135	2.000

Modulation	PCC RB		SCC RB		Conducted Output AV Power (dBm)			Antenna Gain (dBi)	EIRP (W)			Limit (W)
	Size	Offset	Size	Offset	LCH	MCH	HCH		LCH	MCH	HCH	
CA_7C												
	1	99	1	0	13.97	13.85	14.19	-0.1	0.024	0.024	0.026	2.000
	100	0	100	0	19.66	19.69	19.81	-0.1	0.090	0.091	0.094	2.000

Modulation	PCC RB		SCC RB		Conducted Output AV Power (dBm)			Antenna Gain (dBi)	EIRP (W)			Limit (W)
	Size	Offset	Size	Offset	LCH	MCH	HCH		LCH	MCH	HCH	
CA_38C												
15MHz+15MHz												
QPSK	1	0	0	0	23.52	23.62	23.61	-0.2	0.215	0.220	0.219	2.000
	36	0	0	0	22.63	22.62	22.58	-0.2	0.175	0.175	0.173	2.000
	75	0	0	0	22.53	22.61	22.46	-0.2	0.171	0.174	0.168	2.000
	1	74	1	0	13.89	13.85	13.97	-0.2	0.023	0.023	0.024	2.000
	75	0	75	0	19.44	19.5	19.55	-0.2	0.084	0.085	0.086	2.000
16-QAM	1	0	0	0	22.7	22.51	22.65	-0.2	0.178	0.170	0.176	2.000
	36	0	0	0	21.6	21.67	21.64	-0.2	0.138	0.140	0.139	2.000
	75	0	0	0	21.57	21.62	21.57	-0.2	0.137	0.139	0.137	2.000
	1	74	1	0	14.02	13.96	14.16	-0.2	0.024	0.024	0.025	2.000
	75	0	75	0	18.01	18.02	18.11	-0.2	0.060	0.061	0.062	2.000
20MHz+20MHz												
QPSK	1	0	0	0	23.47	23.57	23.53	-0.2	0.212	0.217	0.215	2.000
	50	0	0	0	22.7	22.72	22.74	-0.2	0.178	0.179	0.179	2.000
	100	0	0	0	22.68	22.66	22.73	-0.2	0.177	0.176	0.179	2.000
	1	99	1	0	13.72	13.8	13.87	-0.2	0.022	0.023	0.023	2.000
	100	0	100	0	19.44	19.54	19.64	-0.2	0.084	0.086	0.088	2.000
16-QAM	1	0	0	0	22.13	22.41	22.53	-0.2	0.156	0.166	0.171	2.000
	50	0	0	0	21.72	21.72	21.76	-0.2	0.142	0.142	0.143	2.000
	100	0	0	0	21.63	21.68	21.66	-0.2	0.139	0.141	0.140	2.000
	1	99	1	0	13.51	13.53	13.62	-0.2	0.021	0.022	0.022	2.000
	100	0	100	0	17.99	18.06	18.17	-0.2	0.060	0.061	0.063	2.000

Modulation	PCC RB		SCC RB		Conducted Output AV Power (dBm)			Antenna Gain (dBi)	EIRP (W)			Limit (W)
	Size	Offset	Size	Offset	LCH	MCH	HCH		LCH	MCH	HCH	
CA_41C												
5MHz+20MHz												
QPSK	1	24	1	0	15.1	14.61	14.93	-0.6	0.028	0.025	0.027	2.000
	25	0	100	0	21.04	20.76	21.04	-0.6	0.111	0.104	0.111	2.000
16-QAM	1	24	1	0	14.86	14.59	14.97	-0.6	0.027	0.025	0.027	2.000
	25	0	100	0	19.57	19.37	19.56	-0.6	0.079	0.075	0.079	2.000
20MHz+5MHz												
QPSK	1	0	0	0	23.94	24.08	24.24	-0.6	0.216	0.223	0.231	2.000
	50	0	0	0	22.21	22.17	22.33	-0.6	0.145	0.144	0.149	2.000
	100	0	0	0	22.26	22.22	22.32	-0.6	0.147	0.145	0.149	2.000
	1	99	1	0	13.11	12.78	13.1	-0.6	0.018	0.017	0.018	2.000
	100	0	25	0	21.14	20.86	21.02	-0.6	0.113	0.106	0.110	2.000
16-QAM	1	0	0	0	22.76	23.08	23.11	-0.6	0.164	0.177	0.178	2.000
	50	0	0	0	21.24	21.16	21.2	-0.6	0.116	0.114	0.115	2.000
	100	0	0	0	21.24	21.24	21.26	-0.6	0.116	0.116	0.116	2.000
	1	99	1	0	12.97	12.57	12.92	-0.6	0.017	0.016	0.017	2.000
	100	0	25	0	19.62	19.39	19.55	-0.6	0.080	0.076	0.079	2.000
10MHz+20MHz												
QPSK	1	49	1	0	14.87	14.65	14.97	-0.6	0.027	0.025	0.027	2.000
	50	0	100	0	18.83	18.84	19.1	-0.6	0.067	0.067	0.071	2.000
16-QAM	1	49	1	0	15.05	14.85	15.22	-0.6	0.028	0.027	0.029	2.000
	50	0	100	0	17.34	17.37	17.61	-0.6	0.047	0.048	0.050	2.000
20MHz+10MHz												
QPSK	1	99	1	0	14.89	14.71	15.08	-0.6	0.027	0.026	0.028	2.000
	100	0	50	0	20.93	20.89	21.1	-0.6	0.108	0.107	0.112	2.000
16-QAM	1	99	1	0	14.66	14.68	14.91	-0.6	0.025	0.026	0.027	2.000
	100	0	50	0	19.42	19.46	19.57	-0.6	0.076	0.077	0.079	2.000
15MHz+15MHz												
QPSK	1	74	1	0	14.82	14.63	14.97	-0.6	0.026	0.025	0.027	2.000
	75	0	75	0	20.3	20.28	20.57	-0.6	0.093	0.093	0.099	2.000
16-QAM	1	74	1	0	15.02	14.61	15.18	-0.6	0.028	0.025	0.029	2.000
	75	0	75	0	18.86	18.87	19.07	-0.6	0.067	0.067	0.070	2.000
15MHz+20MHz												
QPSK	1	74	1	0	22.69	22.6	22.86	-0.6	0.162	0.158	0.168	2.000
	75	0	100	0	21.03	21.25	21.47	-0.6	0.110	0.116	0.122	2.000
16-QAM	1	74	1	0	22.86	22.79	23	-0.6	0.168	0.166	0.174	2.000
	75	0	100	0	20.07	20.31	20.48	-0.6	0.089	0.094	0.097	2.000
20MHz+15MHz												
QPSK	1	99	1	0	22.95	22.78	22.85	-0.6	0.172	0.165	0.168	2.000
	100	0	75	0	22.11	22.28	22.24	-0.6	0.142	0.147	0.146	2.000
16-QAM	1	99	1	0	22.46	22.52	22.69	-0.6	0.153	0.156	0.162	2.000

Modulation	PCC RB		SCC RB		Conducted Output AV Power (dBm)			Antenna Gain (dBi)	EIRP (W)			Limit (W)
	Size	Offset	Size	Offset	LCH	MCH	HCH		LCH	MCH	HCH	
CA_41C												
	100	0	75	0	21.17	21.27	21.3	-0.6	0.114	0.117	0.117	2.000
20MHz+20MHz												
QPSK	1	0	0	0	23.93	24.08	24.38	-0.6	0.215	0.223	0.239	2.000
	50	0	0	0	23.26	23.18	23.39	-0.6	0.185	0.181	0.190	2.000
	100	0	0	0	23.24	23.15	23.34	-0.6	0.184	0.180	0.188	2.000
	1	99	1	0	14.47	14.35	14.68	-0.6	0.024	0.024	0.026	2.000
	100	0	100	0	20.18	20.05	20.28	-0.6	0.091	0.088	0.093	2.000
16-QAM	1	0	0	0	23.27	23.18	23.31	-0.6	0.185	0.181	0.187	2.000
	50	0	0	0	22.37	22.29	22.3	-0.6	0.150	0.148	0.148	2.000
	100	0	0	0	22.21	22.36	22.25	-0.6	0.145	0.150	0.146	2.000
	1	99	1	0	14.24	14.11	14.49	-0.6	0.023	0.022	0.024	2.000
	100	0	100	0	18.68	18.59	18.78	-0.6	0.064	0.063	0.066	2.000

NR Mode Test Data

Test BW	Test Channel	Test Mode	UL RB Number	UL RB Position	Conducted Output AV Power(dBm)	ERP (W)	Limit (W)	Verdict
NR Band n5								
5	LCH	PI/2 BPSK	12	6	23.05	0.032	7.000	Pass
			1	1	23	0.031	7.000	Pass
			1	23	22.78	0.030	7.000	Pass
		QPSK	12	6	23.09	0.032	7.000	Pass
			1	1	23.01	0.031	7.000	Pass
			1	23	22.75	0.030	7.000	Pass
	MCH	PI/2 BPSK	12	6	23.05	0.032	7.000	Pass
			1	1	22.93	0.031	7.000	Pass
			1	23	22.76	0.030	7.000	Pass
		QPSK	12	6	23.12	0.032	7.000	Pass
			1	1	22.92	0.031	7.000	Pass
			1	23	22.79	0.030	7.000	Pass
	HCH	PI/2 BPSK	12	6	22.92	0.031	7.000	Pass
			1	1	22.75	0.030	7.000	Pass
			1	23	22.46	0.028	7.000	Pass
		QPSK	12	6	22.82	0.030	7.000	Pass
			1	1	22.72	0.029	7.000	Pass
			1	23	22.47	0.028	7.000	Pass
15	LCH	PI/2 BPSK	36	18	22.84	0.030	7.000	Pass
			1	1	23.25	0.033	7.000	Pass
			1	77	23.05	0.032	7.000	Pass
		QPSK	36	18	22.88	0.030	7.000	Pass
			1	1	23.1	0.032	7.000	Pass
			1	77	23.06	0.032	7.000	Pass
	MCH	PI/2 BPSK	36	18	22.78	0.030	7.000	Pass
			1	1	23.14	0.032	7.000	Pass
			1	77	22.98	0.031	7.000	Pass
		QPSK	36	18	22.82	0.030	7.000	Pass
			1	1	23.11	0.032	7.000	Pass
			1	77	22.95	0.031	7.000	Pass
	HCH	PI/2 BPSK	36	18	22.73	0.029	7.000	Pass
			1	1	23.07	0.032	7.000	Pass
			1	77	22.89	0.030	7.000	Pass
		QPSK	36	18	22.79	0.030	7.000	Pass
			1	1	23.05	0.032	7.000	Pass
			1	77	22.89	0.030	7.000	Pass
20	LCH	PI/2 BPSK	50	25	22.73	0.029	7.000	Pass
			1	1	23.26	0.033	7.000	Pass
			1	104	22.74	0.029	7.000	Pass
		QPSK	50	25	22.76	0.030	7.000	Pass
			1	1	23.23	0.033	7.000	Pass

	MCH	PI/2 BPSK	1	104	22.68	0.029	7.000	Pass	
			50	25	22.68	0.029	7.000	Pass	
			1	1	23.17	0.033	7.000	Pass	
		1	104	22.68	0.029	7.000	Pass		
		QPSK	50	25	22.71	0.029	7.000	Pass	
			1	1	23.14	0.032	7.000	Pass	
			1	104	22.61	0.029	7.000	Pass	
		HCH	PI/2 BPSK	50	25	22.66	0.029	7.000	Pass
				1	1	23.19	0.033	7.000	Pass
	1			104	22.64	0.029	7.000	Pass	
	QPSK		50	25	22.71	0.029	7.000	Pass	
			1	1	23.13	0.032	7.000	Pass	
			1	104	22.64	0.029	7.000	Pass	

Test BW	Test Channel	Test Mode	UL RB Number	UL RB Position	Conducted Output AV Power(dBm)	EIRP (W)	Limit (W)	Verdict
NR Band n7								
5	LCH	PI/2 BPSK	12	6	23.09	0.199	2.000	Pass
			1	1	22.9	0.191	2.000	Pass
			1	23	22.68	0.181	2.000	Pass
		QPSK	12	6	23.11	0.200	2.000	Pass
			1	1	22.86	0.189	2.000	Pass
			1	23	22.76	0.185	2.000	Pass
	MCH	PI/2 BPSK	12	6	22.8	0.186	2.000	Pass
			1	1	22.51	0.174	2.000	Pass
			1	23	22.43	0.171	2.000	Pass
		QPSK	12	6	22.8	0.186	2.000	Pass
			1	1	22.59	0.177	2.000	Pass
			1	23	22.5	0.174	2.000	Pass
	HCH	PI/2 BPSK	12	6	22.77	0.185	2.000	Pass
			1	1	22.55	0.176	2.000	Pass
			1	23	22.43	0.171	2.000	Pass
		QPSK	12	6	22.81	0.187	2.000	Pass
			1	1	22.6	0.178	2.000	Pass
			1	23	22.45	0.172	2.000	Pass
15	LCH	PI/2 BPSK	36	18	22.71	0.182	2.000	Pass
			1	1	22.95	0.193	2.000	Pass
			1	77	22.86	0.189	2.000	Pass
		QPSK	36	18	22.7	0.182	2.000	Pass
			1	1	22.98	0.194	2.000	Pass
			1	77	22.89	0.190	2.000	Pass
	MCH	PI/2 BPSK	36	18	22.51	0.174	2.000	Pass
			1	1	22.56	0.176	2.000	Pass
			1	77	22.7	0.182	2.000	Pass
		QPSK	36	18	22.55	0.176	2.000	Pass
			1	1	22.62	0.179	2.000	Pass
			1	77	22.65	0.180	2.000	Pass
	HCH	PI/2 BPSK	36	18	22.49	0.173	2.000	Pass
			1	1	22.78	0.185	2.000	Pass
			1	77	22.65	0.180	2.000	Pass
		QPSK	36	18	22.53	0.175	2.000	Pass
			1	1	22.85	0.188	2.000	Pass
			1	77	22.67	0.181	2.000	Pass
20	LCH	PI/2 BPSK	50	25	22.69	0.182	2.000	Pass
			1	1	23.01	0.195	2.000	Pass
			1	104	22.57	0.177	2.000	Pass
		QPSK	50	25	22.7	0.182	2.000	Pass
			1	1	23.05	0.197	2.000	Pass

	MCH	PI/2 BPSK	1	104	22.58	0.177	2.000	Pass	
			50	25	22.43	0.171	2.000	Pass	
			1	1	22.62	0.179	2.000	Pass	
		1	104	22.45	0.172	2.000	Pass		
		QPSK	50	25	22.48	0.173	2.000	Pass	
			1	1	22.67	0.181	2.000	Pass	
			1	104	22.51	0.174	2.000	Pass	
		HCH	PI/2 BPSK	50	25	22.45	0.172	2.000	Pass
				1	1	22.87	0.189	2.000	Pass
	1			104	22.38	0.169	2.000	Pass	
	QPSK		50	25	22.51	0.174	2.000	Pass	
			1	1	22.82	0.187	2.000	Pass	
			1	104	22.41	0.170	2.000	Pass	

Test BW	Test Channel	Test Mode	UL RB Number	UL RB Position	Conducted Output AV Power(dBm)	EIRP (W)	Limit (W)	Verdict
NR Band n38								
20	LCH	PI/2 BPSK	25	12	22.33	0.163	2.000	Pass
			1	1	22.73	0.179	2.000	Pass
			1	49	22.63	0.175	2.000	Pass
	MCH	QPSK	25	12	22.34	0.164	2.000	Pass
			1	1	22.76	0.180	2.000	Pass
			1	49	22.66	0.176	2.000	Pass
	HCH	PI/2 BPSK	25	12	22.34	0.164	2.000	Pass
			1	1	22.84	0.184	2.000	Pass
			1	49	22.53	0.171	2.000	Pass
	LCH	QPSK	25	12	22.34	0.164	2.000	Pass
			1	1	22.87	0.185	2.000	Pass
			1	49	22.59	0.173	2.000	Pass
	MCH	PI/2 BPSK	25	12	22.32	0.163	2.000	Pass
			1	1	22.89	0.186	2.000	Pass
			1	49	22.64	0.175	2.000	Pass
	HCH	QPSK	25	12	22.3	0.162	2.000	Pass
			1	1	22.85	0.184	2.000	Pass
			1	49	22.68	0.177	2.000	Pass
30	LCH	PI/2 BPSK	36	18	22.34	0.164	2.000	Pass
			1	1	22.2	0.158	2.000	Pass
			1	77	22.38	0.165	2.000	Pass
	MCH	QPSK	36	18	22.38	0.165	2.000	Pass
			1	1	22.25	0.160	2.000	Pass
			1	77	22.43	0.167	2.000	Pass
	HCH	PI/2 BPSK	36	18	22.35	0.164	2.000	Pass
			1	1	22.34	0.164	2.000	Pass
			1	77	22.38	0.165	2.000	Pass
	LCH	QPSK	36	18	22.31	0.163	2.000	Pass
			1	1	22.32	0.163	2.000	Pass
			1	77	22.43	0.167	2.000	Pass
	MCH	PI/2 BPSK	36	18	22.36	0.164	2.000	Pass
			1	1	22.35	0.164	2.000	Pass
			1	77	22.46	0.168	2.000	Pass
	HCH	QPSK	36	18	22.34	0.164	2.000	Pass
			1	1	22.37	0.165	2.000	Pass
			1	77	22.46	0.168	2.000	Pass
40	LCH	PI/2 BPSK	50	25	22.43	0.167	2.000	Pass
			1	1	22.24	0.160	2.000	Pass
			1	105	22.13	0.156	2.000	Pass
	MCH	QPSK	50	25	22.39	0.166	2.000	Pass
			1	1	22.23	0.160	2.000	Pass

			1	105	22.12	0.156	2.000	Pass
	HCH	PI/2 BPSK	50	25	22.47	0.169	2.000	Pass
			1	1	22.29	0.162	2.000	Pass
			1	105	22.02	0.152	2.000	Pass
	LCH	QPSK	50	25	22.45	0.168	2.000	Pass
			1	1	22.35	0.164	2.000	Pass
			1	105	22	0.151	2.000	Pass
	MCH	PI/2 BPSK	50	25	22.48	0.169	2.000	Pass
			1	1	22.48	0.169	2.000	Pass
			1	105	22.18	0.158	2.000	Pass
	HCH	QPSK	50	25	22.52	0.171	2.000	Pass
			1	1	22.5	0.170	2.000	Pass
			1	105	22.15	0.157	2.000	Pass

Test BW	Test Channel	Test Mode	UL RB Number	UL RB Position	Conducted Output AV Power(dBm)	EIRP (W)	Limit (W)	Verdict
NR Band n41								
20	LCH	PI/2 BPSK	25	12	22.48	0.154	2.000	Pass
			1	1	23.07	0.177	2.000	Pass
			1	49	22.71	0.163	2.000	Pass
		QPSK	25	12	22.51	0.155	2.000	Pass
			1	1	23.07	0.177	2.000	Pass
			1	49	22.75	0.164	2.000	Pass
	MCH	PI/2 BPSK	25	12	22.46	0.153	2.000	Pass
			1	1	22.99	0.173	2.000	Pass
			1	49	22.64	0.160	2.000	Pass
		QPSK	25	12	22.45	0.153	2.000	Pass
			1	1	23.01	0.174	2.000	Pass
			1	49	22.66	0.161	2.000	Pass
	HCH	PI/2 BPSK	25	12	22.45	0.153	2.000	Pass
			1	1	22.88	0.169	2.000	Pass
			1	49	22.62	0.159	2.000	Pass
		QPSK	25	12	22.48	0.154	2.000	Pass
			1	1	22.88	0.169	2.000	Pass
			1	49	22.63	0.160	2.000	Pass
60	LCH	PI/2 BPSK	81	40	22.51	0.155	2.000	Pass
			1	1	22.33	0.149	2.000	Pass
			1	160	22.47	0.154	2.000	Pass
		QPSK	81	40	22.5	0.155	2.000	Pass
			1	1	22.26	0.147	2.000	Pass
			1	160	22.49	0.155	2.000	Pass
	MCH	PI/2 BPSK	81	40	22.39	0.151	2.000	Pass
			1	1	22.11	0.142	2.000	Pass
			1	160	22.34	0.149	2.000	Pass
		QPSK	81	40	22.44	0.153	2.000	Pass
			1	1	22.15	0.143	2.000	Pass
			1	160	22.35	0.150	2.000	Pass
	HCH	PI/2 BPSK	81	40	22.51	0.155	2.000	Pass
			1	1	22.22	0.145	2.000	Pass
			1	160	22.4	0.151	2.000	Pass
		QPSK	81	40	22.53	0.156	2.000	Pass
			1	1	22.25	0.146	2.000	Pass
			1	160	22.41	0.152	2.000	Pass
100	LCH	PI/2 BPSK	135	67	22.51	0.155	2.000	Pass
			1	1	22.81	0.166	2.000	Pass
			1	271	22.23	0.146	2.000	Pass
		QPSK	135	67	22.43	0.152	2.000	Pass
			1	1	22.85	0.168	2.000	Pass

	MCH	PI/2 BPSK	1	271	22.32	0.149	2.000	Pass
			135	67	22.26	0.147	2.000	Pass
			1	1	22.83	0.167	2.000	Pass
		1	271	22.13	0.142	2.000	Pass	
		QPSK	135	67	22.24	0.146	2.000	Pass
			1	1	22.89	0.169	2.000	Pass
	1		271	22.13	0.142	2.000	Pass	
	HCH	PI/2 BPSK	135	67	22.43	0.152	2.000	Pass
			1	1	22.84	0.167	2.000	Pass
			1	271	22.15	0.143	2.000	Pass
		QPSK	135	67	22.36	0.150	2.000	Pass
			1	1	22.74	0.164	2.000	Pass
			1	271	22.18	0.144	2.000	Pass

Test BW	Test Channel	Test Mode	UL RB Number	UL RB Position	Conducted Output AV Power(dBm)	EIRP (W)	Limit (W)	Verdict
NR Band n66								
5	LCH	PI/2 BPSK	12	6	23.42	0.129	1.000	Pass
			1	1	23.18	0.122	1.000	Pass
			1	23	23.03	0.118	1.000	Pass
		QPSK	12	6	23.46	0.131	1.000	Pass
			1	1	23.18	0.122	1.000	Pass
			1	23	22.99	0.117	1.000	Pass
	MCH	PI/2 BPSK	12	6	23.62	0.136	1.000	Pass
			1	1	23.33	0.127	1.000	Pass
			1	23	23.23	0.124	1.000	Pass
		QPSK	12	6	23.62	0.136	1.000	Pass
			1	1	23.43	0.130	1.000	Pass
			1	23	23.31	0.126	1.000	Pass
	HCH	PI/2 BPSK	12	6	23.46	0.131	1.000	Pass
			1	1	23.23	0.124	1.000	Pass
			1	23	23.1	0.120	1.000	Pass
		QPSK	12	6	23.5	0.132	1.000	Pass
			1	1	23.29	0.126	1.000	Pass
			1	23	23.12	0.121	1.000	Pass
15	LCH	PI/2 BPSK	36	18	23.02	0.118	1.000	Pass
			1	1	23.27	0.125	1.000	Pass
			1	77	23.43	0.130	1.000	Pass
		QPSK	36	18	23.07	0.119	1.000	Pass
			1	1	23.31	0.126	1.000	Pass
			1	77	23.38	0.128	1.000	Pass
	MCH	PI/2 BPSK	36	18	23.32	0.126	1.000	Pass
			1	1	23.41	0.129	1.000	Pass
			1	77	23.65	0.136	1.000	Pass
		QPSK	36	18	23.37	0.128	1.000	Pass
			1	1	23.47	0.131	1.000	Pass
			1	77	23.7	0.138	1.000	Pass
	HCH	PI/2 BPSK	36	18	23.17	0.122	1.000	Pass
			1	1	23.42	0.129	1.000	Pass
			1	77	23.42	0.129	1.000	Pass
		QPSK	36	18	23.22	0.124	1.000	Pass
			1	1	23.48	0.131	1.000	Pass
			1	77	23.46	0.131	1.000	Pass
20	LCH	PI/2 BPSK	50	25	22.93	0.116	1.000	Pass
			1	1	23.3	0.126	1.000	Pass
			1	104	23.13	0.121	1.000	Pass
		QPSK	50	25	22.95	0.116	1.000	Pass
			1	1	23.35	0.127	1.000	Pass

	MCH	PI/2 BPSK	1	104	23.13	0.121	1.000	Pass	
			50	25	23.22	0.124	1.000	Pass	
			1	1	23.47	0.131	1.000	Pass	
		1	104	23.42	0.129	1.000	Pass		
		QPSK	50	25	23.26	0.125	1.000	Pass	
			1	1	23.49	0.132	1.000	Pass	
			1	104	23.41	0.129	1.000	Pass	
		HCH	PI/2 BPSK	50	25	23.12	0.121	1.000	Pass
				1	1	23.55	0.133	1.000	Pass
	1			104	23.17	0.122	1.000	Pass	
	QPSK		50	25	23.18	0.122	1.000	Pass	
			1	1	23.57	0.134	1.000	Pass	
			1	104	23.2	0.123	1.000	Pass	

Test BW	Test Channel	Test Mode	NR UL RB No.	NR UL RB Pos.	LTE UL RB No.	LTE UL RB Pos.	NR Conducted Output Power (dBm)	LTE Conducted Output Power (dBm)	Total Conducted Output Power (dBm)	EIRP (W)	Limit (W)	Verdict
DC_2A_n7A												
20MHz(LTE) + 5MHz(NR)	LCH	PI/2 BPSK	12	6	100	0	22.27	-36.11	22.27	0.165	2.000	Pass
			1	1	1	0	21.98	-36.09	21.99	0.155	2.000	Pass
			1	23	1	99	21.89	-36.17	21.89	0.151	2.000	Pass
		QPSK	12	6	100	0	22.29	-36.16	22.29	0.166	2.000	Pass
			1	1	1	0	22.02	-36.17	22.02	0.156	2.000	Pass
			1	23	1	99	21.93	-36.12	21.93	0.152	2.000	Pass
	MCH	PI/2 BPSK	12	6	100	0	22.03	-36.19	22.03	0.156	2.000	Pass
			1	1	1	0	21.7	-36.18	21.70	0.145	2.000	Pass
			1	23	1	99	21.73	-36.11	21.73	0.146	2.000	Pass
		QPSK	12	6	100	0	22.05	-36.13	22.06	0.157	2.000	Pass
			1	1	1	0	21.79	-36.18	21.79	0.148	2.000	Pass
			1	23	1	99	21.31	-36.17	21.31	0.132	2.000	Pass
	HCH	PI/2 BPSK	12	6	100	0	22.07	-36.14	22.07	0.157	2.000	Pass
			1	1	1	0	21.85	-36.12	21.85	0.150	2.000	Pass
			1	23	1	99	21.84	-36.18	21.84	0.149	2.000	Pass
		QPSK	12	6	100	0	22.05	-36.21	22.05	0.157	2.000	Pass
			1	1	1	0	21.88	-36.16	21.88	0.151	2.000	Pass
			1	23	1	99	21.86	-36.18	21.86	0.150	2.000	Pass
20MHz(LTE) + 15MHz(NR)	LCH	PI/2 BPSK	36	18	100	0	21.92	-36.17	21.92	0.152	2.000	Pass
			1	1	1	0	22.13	-36.09	22.13	0.160	2.000	Pass
			1	77	1	99	22.12	-36.22	22.12	0.159	2.000	Pass
		QPSK	36	18	100	0	21.91	-36.16	21.91	0.152	2.000	Pass
			1	1	1	0	22.12	-36.18	22.12	0.159	2.000	Pass
			1	77	1	99	22.22	-36.14	22.22	0.163	2.000	Pass
	MCH	PI/2 BPSK	36	18	100	0	21.77	-36.15	21.77	0.147	2.000	Pass
			1	1	1	0	21.92	-36.14	21.92	0.152	2.000	Pass
			1	77	1	99	21.95	-36.14	21.95	0.153	2.000	Pass
		QPSK	36	18	100	0	21.7	-36.21	21.70	0.145	2.000	Pass
			1	1	1	0	22	-36.12	22.01	0.155	2.000	Pass
			1	77	1	99	22.11	-36.18	22.11	0.159	2.000	Pass
	HCH	PI/2 BPSK	36	18	100	0	21.72	-36.2	21.72	0.145	2.000	Pass
			1	1	1	0	21.93	-36.2	21.93	0.152	2.000	Pass
			1	77	1	99	22.2	-36.17	22.21	0.163	2.000	Pass
		QPSK	36	18	100	0	21.77	-36.18	21.77	0.147	2.000	Pass
			1	1	1	0	22.16	-36.13	22.16	0.161	2.000	Pass
			1	77	1	99	22.13	-36.09	22.13	0.160	2.000	Pass
20MHz(LTE) +	LCH	PI/2 BPSK	50	25	100	0	22.32	-36.16	22.32	0.167	2.000	Pass
			1	1	1	0	22.65	-36.12	22.65	0.180	2.000	Pass

20MHz(NR)		1	104	1	99	22.34	-36.12	22.34	0.167	2.000	Pass	
		QPSK	50	25	100	0	22.27	-36.15	22.27	0.165	2.000	Pass
			1	1	1	0	22.61	-36.16	22.61	0.178	2.000	Pass
			1	104	1	99	22.43	-36.14	22.43	0.171	2.000	Pass
	MCH	PI/2 BPSK	50	25	100	0	21.66	-36.16	21.66	0.143	2.000	Pass
			1	1	1	0	21.97	-36.16	21.97	0.154	2.000	Pass
			1	104	1	99	21.71	-36.16	21.72	0.145	2.000	Pass
		QPSK	50	25	100	0	21.67	-36.13	21.67	0.144	2.000	Pass
			1	1	1	0	22.05	-36.16	22.05	0.157	2.000	Pass
			1	104	1	99	21.77	-36.16	21.77	0.147	2.000	Pass
	HCH	PI/2 BPSK	50	25	100	0	21.78	-36.13	21.78	0.147	2.000	Pass
			1	1	1	0	22.16	-36.15	22.16	0.161	2.000	Pass
			1	104	1	99	21.84	-36.22	21.84	0.149	2.000	Pass
		QPSK	50	25	100	0	21.83	-36.12	21.83	0.149	2.000	Pass
			1	1	1	0	22.17	-36.18	22.17	0.161	2.000	Pass
			1	104	1	99	21.83	-36.12	21.83	0.149	2.000	Pass

Test BW	Test Channel	Test Mode	NR UL RB No.	NR UL RB Pos.	LTE UL RB No.	LTE UL RB Pos.	NR Conducted Output Power (dBm)	LTE Conducted Output Power (dBm)	Total Conducted Output Power (dBm)	EIRP (W)	Limit (W)	Verdict
DC_5A_n7A												
10MHz(LTE) + 5MHz(NR)	LCH	PI/2 BPSK	12	6	50	0	22.22	-39.26	22.22	0.163	2.000	Pass
			1	1	1	0	22.07	-39.27	22.07	0.157	2.000	Pass
			1	23	1	49	21.95	-39.28	21.95	0.153	2.000	Pass
		QPSK	12	6	50	0	22.23	-39.22	22.24	0.164	2.000	Pass
			1	1	1	0	22.11	-39.25	22.11	0.159	2.000	Pass
			1	23	1	49	21.55	-39.29	21.55	0.140	2.000	Pass
	MCH	PI/2 BPSK	12	6	50	0	22.04	-39.23	22.04	0.156	2.000	Pass
			1	1	1	0	21.75	-39.25	21.75	0.146	2.000	Pass
			1	23	1	49	21.7	-39.15	21.70	0.145	2.000	Pass
		QPSK	12	6	50	0	22.09	-39.27	22.09	0.158	2.000	Pass
			1	1	1	0	21.77	-39.25	21.77	0.147	2.000	Pass
			1	23	1	49	21.65	-39.26	21.65	0.143	2.000	Pass
	HCH	PI/2 BPSK	12	6	50	0	22.05	-39.22	22.05	0.157	2.000	Pass
			1	1	1	0	21.82	-39.14	21.82	0.149	2.000	Pass
			1	23	1	49	21.81	-39.18	21.81	0.148	2.000	Pass
		QPSK	12	6	50	0	22.24	-39.14	22.24	0.164	2.000	Pass
			1	1	1	0	21.86	-39.1	21.86	0.150	2.000	Pass
			1	23	1	49	21.89	-39.12	21.90	0.151	2.000	Pass
10MHz(LTE) + 15MHz(NR)	LCH	PI/2 BPSK	36	18	50	0	21.88	-39.24	21.88	0.151	2.000	Pass
			1	1	1	0	22.08	-39.19	22.08	0.158	2.000	Pass
			1	77	1	49	22.17	-39.2	22.17	0.161	2.000	Pass
		QPSK	36	18	50	0	21.97	-39.2	21.97	0.154	2.000	Pass
			1	1	1	0	22.07	-39.18	22.07	0.157	2.000	Pass
			1	77	1	49	22.19	-39.28	22.19	0.162	2.000	Pass
	MCH	PI/2 BPSK	36	18	50	0	21.8	-39.23	21.80	0.148	2.000	Pass
			1	1	1	0	21.91	-39.22	21.91	0.152	2.000	Pass
			1	77	1	49	21.93	-39.25	21.93	0.152	2.000	Pass
		QPSK	36	18	50	0	21.7	-39.2	21.70	0.145	2.000	Pass
			1	1	1	0	22.01	-39.15	22.01	0.155	2.000	Pass
			1	77	1	49	21.98	-39.21	21.98	0.154	2.000	Pass
	HCH	PI/2 BPSK	36	18	50	0	21.84	-39.25	21.84	0.149	2.000	Pass
			1	1	1	0	22.02	-39.23	22.02	0.156	2.000	Pass
			1	77	1	49	22.11	-39.2	22.11	0.159	2.000	Pass
		QPSK	36	18	50	0	21.86	-39.2	21.86	0.150	2.000	Pass
			1	1	1	0	22.16	-39.11	22.16	0.161	2.000	Pass
			1	77	1	49	22.11	-39.26	22.11	0.159	2.000	Pass
10MHz(LTE) +	LCH	PI/2 BPSK	50	25	50	0	21.85	-39.26	21.85	0.150	2.000	Pass
			1	1	1	0	22.2	-39.16	22.20	0.162	2.000	Pass

20MHz(NR)		1	104	1	49	21.87	-39.16	21.87	0.150	2.000	Pass	
		QPSK	50	25	50	0	21.82	-39.27	21.82	0.149	2.000	Pass
			1	1	1	0	22.17	-39.26	22.17	0.161	2.000	Pass
			1	104	1	49	22	-39.27	22.00	0.155	2.000	Pass
	MCH	PI/2 BPSK	50	25	50	0	21.7	-39.16	21.70	0.145	2.000	Pass
			1	1	1	0	21.99	-39.2	21.99	0.155	2.000	Pass
			1	104	1	49	21.75	-39.19	21.75	0.146	2.000	Pass
		QPSK	50	25	50	0	21.61	-39.27	21.61	0.142	2.000	Pass
			1	1	1	0	22.06	-39.29	22.06	0.157	2.000	Pass
			1	104	1	49	21.8	-39.24	21.81	0.148	2.000	Pass
	HCH	PI/2 BPSK	50	25	50	0	21.69	-39.19	21.69	0.144	2.000	Pass
			1	1	1	0	22.14	-39.2	22.14	0.160	2.000	Pass
			1	104	1	49	21.87	-39.1	21.87	0.150	2.000	Pass
		QPSK	50	25	50	0	21.81	-39.21	21.81	0.148	2.000	Pass
			1	1	1	0	22.2	-39.28	22.20	0.162	2.000	Pass
			1	104	1	49	21.8	-39.27	21.80	0.148	2.000	Pass

Test BW	Test Channel	Test Mode	NR UL RB No.	NR UL RB Pos.	LTE UL RB No.	LTE UL RB Pos.	NR Conducted Output Power (dBm)	LTE Conducted Output Power (dBm)	Total Conducted Output Power (dBm)	EIR P (W)	Limit (W)	Verdict
DC_5A_n66A												
10MHz(LTE) + 5MHz(NR)	LCH	PI/2 BPSK	12	6	50	0	22.43	-39.29	22.43	0.103	1.000	Pass
			1	1	1	0	22.37	-39.28	22.37	0.102	1.000	Pass
			1	23	1	49	22.25	-39.31	22.25	0.099	1.000	Pass
		QPSK	12	6	50	0	22.55	-39.3	22.55	0.106	1.000	Pass
			1	1	1	0	22.36	-39.19	22.36	0.101	1.000	Pass
			1	23	1	49	22.37	-39.23	22.37	0.102	1.000	Pass
	MCH	PI/2 BPSK	12	6	50	0	22.78	-39.22	22.78	0.112	1.000	Pass
			1	1	1	0	22.53	-39.23	22.53	0.105	1.000	Pass
			1	23	1	49	22.44	-39.17	22.44	0.103	1.000	Pass
		QPSK	12	6	50	0	22.75	-39.11	22.75	0.111	1.000	Pass
			1	1	1	0	22.53	-39.24	22.53	0.105	1.000	Pass
			1	23	1	49	22.43	-39.22	22.44	0.103	1.000	Pass
	HCH	PI/2 BPSK	12	6	50	0	22.67	-39.19	22.67	0.109	1.000	Pass
			1	1	1	0	22.43	-39.15	22.44	0.103	1.000	Pass
			1	23	1	49	22.32	-39.04	22.32	0.100	1.000	Pass
		QPSK	12	6	50	0	22.66	-39.05	22.66	0.109	1.000	Pass
			1	1	1	0	22.43	-39.13	22.44	0.103	1.000	Pass
			1	23	1	49	22.31	-39.17	22.31	0.100	1.000	Pass
10MHz(LTE) + 20MHz(NR)	LCH	PI/2 BPSK	50	25	50	0	22.57	-39.23	22.57	0.106	1.000	Pass
			1	1	1	0	22.38	-39.11	22.38	0.102	1.000	Pass
			1	104	1	49	22.22	-39.24	22.22	0.098	1.000	Pass
		QPSK	50	25	50	0	22.45	-39.25	22.45	0.104	1.000	Pass
			1	1	1	0	22.3	-39.27	22.30	0.100	1.000	Pass
			1	104	1	49	22.22	-39.2	22.22	0.098	1.000	Pass
	MCH	PI/2 BPSK	50	25	50	0	22.74	-39.2	22.74	0.111	1.000	Pass
			1	1	1	0	22.43	-39.24	22.43	0.103	1.000	Pass
			1	104	1	49	22.35	-39.19	22.35	0.101	1.000	Pass
		QPSK	50	25	50	0	22.67	-39.19	22.67	0.109	1.000	Pass
			1	1	1	0	22.43	-39.29	22.43	0.103	1.000	Pass
			1	104	1	49	22.3	-39.23	22.30	0.100	1.000	Pass
	HCH	PI/2 BPSK	50	25	50	0	22.61	-39.11	22.61	0.107	1.000	Pass
			1	1	1	0	22.44	-39.17	22.44	0.103	1.000	Pass
			1	104	1	49	22.24	-39.24	22.24	0.099	1.000	Pass
		QPSK	50	25	50	0	22.58	-39.16	22.58	0.107	1.000	Pass
			1	1	1	0	22.49	-39.13	22.49	0.104	1.000	Pass
			1	104	1	49	22.23	-39.12	22.23	0.098	1.000	Pass
10MHz(LTE) +	LCH	PI/2 BPSK	80	40	50	0	22.37	-39.31	22.37	0.102	1.000	Pass
			1	1	1	0	22.39	-39.25	22.39	0.102	1.000	Pass

30MHz(NR)		1	158	1	49	22.54	-39.23	22.54	0.106	1.000	Pass	
		QPSK	80	40	50	0	22.29	-39.19	22.29	0.100	1.000	Pass
			1	1	1	0	22.1	-39.15	22.10	0.095	1.000	Pass
			1	158	1	49	22.42	-39.29	22.42	0.103	1.000	Pass
	MCH	PI/2 BPSK	80	40	50	0	22.43	-39.23	22.43	0.103	1.000	Pass
			1	1	1	0	22.49	-39.2	22.49	0.104	1.000	Pass
			1	158	1	49	22.62	-39.12	22.62	0.108	1.000	Pass
		QPSK	80	40	50	0	22.44	-39.15	22.44	0.103	1.000	Pass
			1	1	1	0	22.49	-39.24	22.49	0.104	1.000	Pass
			1	158	1	49	22.55	-39.21	22.55	0.106	1.000	Pass
	HCH	PI/2 BPSK	80	40	50	0	22.45	-39.2	22.45	0.104	1.000	Pass
			1	1	1	0	22.58	-39.16	22.58	0.107	1.000	Pass
			1	158	1	49	22.55	-39.21	22.55	0.106	1.000	Pass
		QPSK	80	40	50	0	22.44	-39.16	22.44	0.103	1.000	Pass
			1	1	1	0	22.53	-39.26	22.53	0.105	1.000	Pass
			1	158	1	49	22.52	-39.15	22.52	0.105	1.000	Pass

Test BW	Test Channel	Test Mode	NR UL RB No.	NR UL RB Pos.	LTE UL RB No.	LTE UL RB Pos.	NR Conducted Output Power (dBm)	LTE Conducted Output Power (dBm)	Total Conducted Output Power (dBm)	ERP (W)	Limit (W)	Verdict
DC_7A_n5A												
20MHz(LTE) + 5MHz(NR)	LCH	PI/2 BPSK	12	6	100	0	23.11	-35.09	23.11	0.032	7.000	Pass
			1	1	1	0	23.06	-35.08	23.06	0.032	7.000	Pass
			1	23	1	99	22.87	-35.12	22.88	0.030	7.000	Pass
		QPSK	12	6	100	0	23.13	-35.1	23.13	0.032	7.000	Pass
			1	1	1	0	23.08	-35.04	23.08	0.032	7.000	Pass
			1	23	1	99	22.8	-35.07	22.80	0.030	7.000	Pass
	MCH	PI/2 BPSK	12	6	100	0	22.99	-35.18	22.99	0.031	7.000	Pass
			1	1	1	0	22.91	-35.21	22.91	0.031	7.000	Pass
			1	23	1	99	22.73	-35.14	22.73	0.029	7.000	Pass
		QPSK	12	6	100	0	23.08	-35.23	23.08	0.032	7.000	Pass
			1	1	1	0	22.82	-35.14	22.82	0.030	7.000	Pass
			1	23	1	99	22.74	-35.22	22.74	0.029	7.000	Pass
	HCH	PI/2 BPSK	12	6	100	0	22.95	-35.07	22.95	0.031	7.000	Pass
			1	1	1	0	22.82	-35.07	22.83	0.030	7.000	Pass
			1	23	1	99	22.22	-35.12	22.22	0.026	7.000	Pass
		QPSK	12	6	100	0	22.92	-35.12	22.92	0.031	7.000	Pass
			1	1	1	0	22.76	-35.1	22.76	0.030	7.000	Pass
			1	23	1	99	22.52	-35.06	22.52	0.028	7.000	Pass
20MHz(LTE) + 15MHz(NR)	LCH	PI/2 BPSK	36	18	100	0	22.88	-35.1	22.88	0.030	7.000	Pass
			1	1	1	0	23.4	-35.07	23.40	0.034	7.000	Pass
			1	77	1	99	23.21	-35.09	23.21	0.033	7.000	Pass
		QPSK	36	18	100	0	22.82	-35.05	22.82	0.030	7.000	Pass
			1	1	1	0	23.27	-35.09	23.27	0.033	7.000	Pass
			1	77	1	99	23.14	-35.12	23.14	0.032	7.000	Pass
	MCH	PI/2 BPSK	36	18	100	0	22.82	-35.21	22.82	0.030	7.000	Pass
			1	1	1	0	23.24	-35.17	23.24	0.033	7.000	Pass
			1	77	1	99	23.1	-35.28	23.10	0.032	7.000	Pass
		QPSK	36	18	100	0	22.93	-35.21	22.93	0.031	7.000	Pass
			1	1	1	0	23.2	-35.24	23.20	0.033	7.000	Pass
			1	77	1	99	23.05	-35.2	23.05	0.032	7.000	Pass
	HCH	PI/2 BPSK	36	18	100	0	22.72	-35.08	22.72	0.029	7.000	Pass
			1	1	1	0	23.09	-35.13	23.09	0.032	7.000	Pass
			1	77	1	99	22.97	-35.12	22.97	0.031	7.000	Pass
		QPSK	36	18	100	0	22.81	-35.08	22.81	0.030	7.000	Pass
			1	1	1	0	23.12	-35.15	23.12	0.032	7.000	Pass
			1	77	1	99	22.93	-35.08	22.93	0.031	7.000	Pass
20MHz(LTE)	LCH	PI/2	50	25	100	0	22.73	-35.15	22.73	0.029	7.000	Pass

+ 20MHz(NR)		BPSK	1	1	1	0	23.43	-35.08	23.43	0.035	7.000	Pass
			1	104	1	99	22.82	-35.05	22.82	0.030	7.000	Pass
		QPSK	50	25	100	0	22.76	-35.04	22.76	0.030	7.000	Pass
			1	1	1	0	23.29	-35.12	23.29	0.033	7.000	Pass
			1	104	1	99	22.77	-35.07	22.77	0.030	7.000	Pass
			50	25	100	0	22.74	-35.16	22.74	0.029	7.000	Pass
	MCH	PI/2 BPSK	1	1	1	0	23.18	-35.17	23.18	0.033	7.000	Pass
			1	104	1	99	22.77	-35.23	22.77	0.030	7.000	Pass
			50	25	100	0	22.79	-35.21	22.79	0.030	7.000	Pass
		QPSK	1	1	1	0	23.22	-35.15	23.22	0.033	7.000	Pass
			1	104	1	99	22.71	-35.23	22.71	0.029	7.000	Pass
			50	25	100	0	22.66	-35.11	22.66	0.029	7.000	Pass
	HCH	PI/2 BPSK	1	1	1	0	23.28	-35.09	23.28	0.033	7.000	Pass
			1	104	1	99	22.43	-35.08	22.43	0.027	7.000	Pass
			50	25	100	0	22.6	-35.05	22.60	0.029	7.000	Pass
		QPSK	1	1	1	0	23.21	-35.06	23.21	0.033	7.000	Pass
			1	104	1	99	22.59	-35.05	22.59	0.028	7.000	Pass
			50	25	100	0	22.66	-35.11	22.66	0.029	7.000	Pass

Test BW	Test Channel	Test Mode	NR UL RB No.	NR UL RB Pos.	LTE UL RB No.	LTE UL RB Pos.	NR Conducted Output Power (dBm)	LTE Conducted Output Power (dBm)	Total Conducted Output Power (dBm)	EIR P (W)	Limit (W)	Verdict
DC_7A_n66A												
20MHz(LTE) + 5MHz(NR)	LCH	PI/2 BPSK	12	6	100	0	22.7	-35.41	22.70	0.110	1.000	Pass
			1	1	1	0	22.29	-35.38	22.29	0.100	1.000	Pass
			1	23	1	99	22.16	-35.39	22.16	0.097	1.000	Pass
		QPSK	12	6	100	0	22.52	-35.47	22.52	0.105	1.000	Pass
			1	1	1	0	22.27	-35.41	22.27	0.099	1.000	Pass
			1	23	1	99	22.17	-35.46	22.17	0.097	1.000	Pass
	MCH	PI/2 BPSK	12	6	100	0	22.79	-35.54	22.79	0.112	1.000	Pass
			1	1	1	0	22.54	-35.51	22.54	0.106	1.000	Pass
			1	23	1	99	22.48	-35.49	22.48	0.104	1.000	Pass
		QPSK	12	6	100	0	22.76	-35.53	22.76	0.111	1.000	Pass
			1	1	1	0	22.62	-35.51	22.62	0.108	1.000	Pass
			1	23	1	99	22.48	-35.51	22.48	0.104	1.000	Pass
	HCH	PI/2 BPSK	12	6	100	0	22.62	-35.39	22.62	0.108	1.000	Pass
			1	1	1	0	22.45	-35.4	22.45	0.104	1.000	Pass
			1	23	1	99	22.33	-35.43	22.33	0.101	1.000	Pass
		QPSK	12	6	100	0	22.6	-35.42	22.60	0.107	1.000	Pass
			1	1	1	0	22.34	-35.45	22.34	0.101	1.000	Pass
			1	23	1	99	22.3	-35.42	22.30	0.100	1.000	Pass
20MHz(LTE) + 20MHz(NR)	LCH	PI/2 BPSK	50	25	100	0	22.33	-35.35	22.33	0.101	1.000	Pass
			1	1	1	0	22.52	-35.37	22.52	0.105	1.000	Pass
			1	104	1	99	22.42	-35.38	22.42	0.103	1.000	Pass
		QPSK	50	25	100	0	22.2	-35.43	22.20	0.098	1.000	Pass
			1	1	1	0	22.52	-35.41	22.52	0.105	1.000	Pass
			1	104	1	99	22.43	-35.37	22.43	0.103	1.000	Pass
	MCH	PI/2 BPSK	50	25	100	0	22.42	-35.5	22.42	0.103	1.000	Pass
			1	1	1	0	22.66	-35.49	22.66	0.109	1.000	Pass
			1	104	1	99	22.57	-35.46	22.57	0.106	1.000	Pass
		QPSK	50	25	100	0	22.43	-35.57	22.43	0.103	1.000	Pass
			1	1	1	0	22.74	-35.51	22.74	0.111	1.000	Pass
			1	104	1	99	22.52	-35.53	22.52	0.105	1.000	Pass
	HCH	PI/2 BPSK	50	25	100	0	22.35	-35.44	22.35	0.101	1.000	Pass
			1	1	1	0	22.71	-35.4	22.71	0.110	1.000	Pass
			1	104	1	99	22.5	-35.44	22.50	0.105	1.000	Pass
		QPSK	50	25	100	0	22.3	-35.4	22.30	0.100	1.000	Pass
			1	1	1	0	22.73	-35.43	22.73	0.110	1.000	Pass
			1	104	1	99	22.48	-35.41	22.48	0.104	1.000	Pass
20MHz(LTE) +	LCH	PI/2 BPSK	80	40	100	0	22.26	-35.44	22.26	0.099	1.000	Pass
			1	1	1	0	22.36	-35.41	22.36	0.101	1.000	Pass

30MHz(NR)		1	158	1	99	22.57	-35.45	22.57	0.106	1.000	Pass	
		QPSK	80	40	100	0	22.27	-35.39	22.27	0.099	1.000	Pass
			1	1	1	0	22.34	-35.38	22.34	0.101	1.000	Pass
			1	158	1	99	22.58	-35.43	22.58	0.107	1.000	Pass
	MCH	PI/2 BPSK	80	40	100	0	22.47	-35.48	22.47	0.104	1.000	Pass
			1	1	1	0	22.43	-35.56	22.43	0.103	1.000	Pass
			1	158	1	99	22.63	-35.51	22.63	0.108	1.000	Pass
		QPSK	80	40	100	0	22.46	-35.5	22.46	0.104	1.000	Pass
			1	1	1	0	22.45	-35.58	22.45	0.104	1.000	Pass
			1	158	1	99	22.67	-35.5	22.67	0.109	1.000	Pass
	HCH	PI/2 BPSK	80	40	100	0	22.49	-35.42	22.49	0.104	1.000	Pass
			1	1	1	0	22.49	-35.36	22.49	0.104	1.000	Pass
			1	158	1	99	22.55	-35.41	22.55	0.106	1.000	Pass
		QPSK	80	40	100	0	22.41	-35.5	22.41	0.103	1.000	Pass
			1	1	1	0	22.53	-35.43	22.53	0.105	1.000	Pass
			1	158	1	99	22.56	-35.39	22.56	0.106	1.000	Pass

Test BW	Test Channel	Test Mode	NR UL RB No.	NR UL RB Pos.	LTE UL RB No.	LTE UL RB Pos.	NR Conducted Output Power (dBm)	LTE Conducted Output Power (dBm)	Total Conducted Output Power (dBm)	EIR P (W)	Limit (W)	Verdict
DC_12A_n66A												
10MHz(LTE) + 5MHz(NR)	LCH	PI/2 BPSK	12	6	50	0	22.6	-39.06	22.60	0.107	1.000	Pass
			1	1	1	0	22.4	-39.15	22.40	0.102	1.000	Pass
			1	23	1	49	22.32	-39.04	22.32	0.100	1.000	Pass
		QPSK	12	6	50	0	22.62	-39.07	22.62	0.108	1.000	Pass
			1	1	1	0	22.37	-39.15	22.37	0.102	1.000	Pass
			1	23	1	49	22.28	-39.12	22.28	0.100	1.000	Pass
	MCH	PI/2 BPSK	12	6	50	0	22.75	-39.13	22.75	0.111	1.000	Pass
			1	1	1	0	22.6	-39.23	22.60	0.107	1.000	Pass
			1	23	1	49	22.46	-39.13	22.46	0.104	1.000	Pass
		QPSK	12	6	50	0	22.79	-39.14	22.79	0.112	1.000	Pass
			1	1	1	0	22.58	-39.09	22.58	0.107	1.000	Pass
			1	23	1	49	22.52	-39.08	22.52	0.105	1.000	Pass
	HCH	PI/2 BPSK	12	6	50	0	22.71	-39.19	22.71	0.110	1.000	Pass
			1	1	1	0	22.42	-39.13	22.42	0.103	1.000	Pass
			1	23	1	49	22.32	-39.13	22.32	0.100	1.000	Pass
		QPSK	12	6	50	0	22.6	-39.13	22.60	0.107	1.000	Pass
			1	1	1	0	22.37	-39.1	22.37	0.102	1.000	Pass
			1	23	1	49	22.33	-39.21	22.33	0.101	1.000	Pass
10MHz(LTE) + 20MHz(NR)	LCH	PI/2 BPSK	50	25	50	0	22.25	-39.1	22.25	0.099	1.000	Pass
			1	1	1	0	22.47	-39.08	22.47	0.104	1.000	Pass
			1	104	1	49	22.41	-39.12	22.41	0.103	1.000	Pass
		QPSK	50	25	50	0	22.19	-39.15	22.19	0.097	1.000	Pass
			1	1	1	0	22.53	-39.09	22.53	0.105	1.000	Pass
			1	104	1	49	22.47	-39.07	22.47	0.104	1.000	Pass
	MCH	PI/2 BPSK	50	25	50	0	22.41	-39.1	22.42	0.103	1.000	Pass
			1	1	1	0	22.65	-39.03	22.65	0.108	1.000	Pass
			1	104	1	49	22.59	-39.1	22.59	0.107	1.000	Pass
		QPSK	50	25	50	0	22.39	-39.12	22.39	0.102	1.000	Pass
			1	1	1	0	22.72	-39.08	22.72	0.110	1.000	Pass
			1	104	1	49	22.52	-39.15	22.52	0.105	1.000	Pass
	HCH	PI/2 BPSK	50	25	50	0	22.4	-39.22	22.40	0.102	1.000	Pass
			1	1	1	0	22.72	-39.06	22.72	0.110	1.000	Pass
			1	104	1	49	22.42	-39.11	22.42	0.103	1.000	Pass
		QPSK	50	25	50	0	22.27	-39.15	22.27	0.099	1.000	Pass
			1	1	1	0	22.75	-39.02	22.75	0.111	1.000	Pass
			1	104	1	49	22.35	-39.09	22.35	0.101	1.000	Pass
10MHz(LTE) +	LCH	PI/2 BPSK	80	40	50	0	22.41	-39.1	22.41	0.103	1.000	Pass
			1	1	1	0	22.31	-39.11	22.31	0.100	1.000	Pass

30MHz(NR)		1	158	1	49	22.55	-39.11	22.55	0.106	1.000	Pass	
		QPSK	80	40	50	0	22.31	-39.08	22.31	0.100	1.000	Pass
			1	1	1	0	22.12	-39.12	22.12	0.096	1.000	Pass
			1	158	1	49	22.61	-39.08	22.61	0.107	1.000	Pass
	MCH	PI/2 BPSK	80	40	50	0	22.52	-39.17	22.52	0.105	1.000	Pass
			1	1	1	0	22.41	-39.02	22.41	0.103	1.000	Pass
			1	158	1	49	22.64	-39.17	22.64	0.108	1.000	Pass
		QPSK	80	40	50	0	22.37	-39.09	22.37	0.102	1.000	Pass
			1	1	1	0	22.5	-39.1	22.50	0.105	1.000	Pass
			1	158	1	49	22.62	-39.13	22.62	0.108	1.000	Pass
	HCH	PI/2 BPSK	80	40	50	0	22.36	-39.13	22.36	0.101	1.000	Pass
			1	1	1	0	22.46	-39.18	22.46	0.104	1.000	Pass
			1	158	1	49	22.56	-39.14	22.56	0.106	1.000	Pass
		QPSK	80	40	50	0	22.5	-39.09	22.50	0.105	1.000	Pass
			1	1	1	0	22.49	-39.15	22.49	0.104	1.000	Pass
			1	158	1	49	22.59	-39.2	22.59	0.107	1.000	Pass

Test BW	Test Channel	Test Mode	NR UL RB No.	NR UL RB Pos.	LTE UL RB No.	LTE UL RB Pos.	NR Conducted Output Power (dBm)	LTE Conducted Output Power (dBm)	Total Conducted Output Power (dBm)	EIR P (W)	Limit (W)	Verdict
DC_26A_n41A												
15MHz(LTE) + 20MHz(NR)	LCH	PI/2 BPSK	25	12	75	0	21.93	-37.52	21.93	0.136	2.000	Pass
			1	1	1	0	22.48	-37.5	22.48	0.154	2.000	Pass
			1	49	1	74	22.17	-37.58	22.17	0.144	2.000	Pass
		QPSK	25	12	75	0	21.82	-37.61	21.82	0.132	2.000	Pass
			1	1	1	0	22.57	-37.51	22.57	0.157	2.000	Pass
			1	49	1	74	22.11	-37.56	22.11	0.142	2.000	Pass
	MCH	PI/2 BPSK	25	12	75	0	21.88	-37.45	21.88	0.134	2.000	Pass
			1	1	1	0	22.37	-37.47	22.37	0.150	2.000	Pass
			1	49	1	74	22.1	-37.52	22.10	0.141	2.000	Pass
		QPSK	25	12	75	0	21.79	-37.45	21.79	0.132	2.000	Pass
			1	1	1	0	22.34	-37.52	22.34	0.149	2.000	Pass
			1	49	1	74	22.03	-37.5	22.03	0.139	2.000	Pass
	HCH	PI/2 BPSK	25	12	75	0	21.82	-37.45	21.82	0.132	2.000	Pass
			1	1	1	0	22.33	-37.46	22.33	0.149	2.000	Pass
			1	49	1	74	22.04	-37.48	22.04	0.139	2.000	Pass
		QPSK	25	12	75	0	21.81	-37.46	21.81	0.132	2.000	Pass
			1	1	1	0	22.34	-37.42	22.34	0.149	2.000	Pass
			1	49	1	74	22.09	-37.39	22.09	0.141	2.000	Pass
15MHz(LTE) + 60MHz(NR)	LCH	PI/2 BPSK	81	40	75	0	21.87	-37.53	21.87	0.134	2.000	Pass
			1	1	1	0	21.67	-37.45	21.67	0.128	2.000	Pass
			1	160	1	74	21.75	-37.51	21.75	0.130	2.000	Pass
		QPSK	81	40	75	0	21.77	-37.53	21.77	0.131	2.000	Pass
			1	1	1	0	21.72	-37.49	21.72	0.129	2.000	Pass
			1	160	1	74	21.68	-37.52	21.68	0.128	2.000	Pass
	MCH	PI/2 BPSK	81	40	75	0	21.83	-37.49	21.83	0.133	2.000	Pass
			1	1	1	0	21.44	-37.44	21.44	0.121	2.000	Pass
			1	160	1	74	21.81	-37.51	21.81	0.132	2.000	Pass
		QPSK	81	40	75	0	21.82	-37.47	21.82	0.132	2.000	Pass
			1	1	1	0	21.35	-37.49	21.35	0.119	2.000	Pass
			1	160	1	74	21.78	-37.44	21.78	0.131	2.000	Pass
	HCH	PI/2 BPSK	81	40	75	0	21.82	-37.47	21.82	0.132	2.000	Pass
			1	1	1	0	21.65	-37.42	21.65	0.127	2.000	Pass
			1	160	1	74	21.82	-37.45	21.82	0.132	2.000	Pass
		QPSK	81	40	75	0	21.89	-37.4	21.89	0.135	2.000	Pass
			1	1	1	0	21.66	-37.44	21.66	0.128	2.000	Pass
			1	160	1	74	21.75	-37.45	21.75	0.130	2.000	Pass
15MHz(LTE) +	LCH	PI/2 BPSK	135	67	75	0	21.7	-37.63	21.70	0.129	2.000	Pass
			1	1	1	0	22.16	-37.57	22.16	0.143	2.000	Pass

100MHz(NR)	QPSK	1	271	1	74	21.62	-37.54	21.62	0.126	2.000	Pass	
		135	67	75	0	21.66	-37.54	21.66	0.128	2.000	Pass	
		1	1	1	0	22.17	-37.58	22.17	0.144	2.000	Pass	
		1	271	1	74	21.45	-37.5	21.45	0.122	2.000	Pass	
	MCH	PI/2 BPSK	135	67	75	0	21.7	-37.48	21.70	0.129	2.000	Pass
			1	1	1	0	22.2	-37.48	22.20	0.145	2.000	Pass
			1	271	1	74	21.56	-37.51	21.56	0.125	2.000	Pass
		QPSK	135	67	75	0	21.7	-37.49	21.70	0.129	2.000	Pass
			1	1	1	0	22.19	-37.46	22.19	0.144	2.000	Pass
			1	271	1	74	21.56	-37.47	21.56	0.125	2.000	Pass
	HCH	PI/2 BPSK	135	67	75	0	21.8	-37.38	21.80	0.132	2.000	Pass
			1	1	1	0	22.15	-37.41	22.15	0.143	2.000	Pass
			1	271	1	74	21.5	-37.48	21.50	0.123	2.000	Pass
		QPSK	135	67	75	0	21.79	-37.42	21.79	0.132	2.000	Pass
			1	1	1	0	22.07	-37.41	22.07	0.140	2.000	Pass
			1	271	1	74	21.48	-37.45	21.48	0.122	2.000	Pass

Test BW	Test Channel	Test Mode	NR UL RB No.	NR UL RB Pos.	LTE UL RB No.	LTE UL RB Pos.	NR Conducted Output Power (dBm)	LTE Conducted Output Power (dBm)	Total Conducted Output Power (dBm)	ERP (W)	Limit (W)	Verdict
DC_66A_n5A												
20MHz(LTE) + 5MHz(NR)	LCH	PI/2 BPSK	12	6	100	0	23.09	-36.1	23.09	0.032	7.000	Pass
			1	1	1	0	23.03	-36.09	23.03	0.031	7.000	Pass
			1	23	1	99	22.85	-36.12	22.85	0.030	7.000	Pass
		QPSK	12	6	100	0	23.13	-36.14	23.13	0.032	7.000	Pass
			1	1	1	0	23.05	-36.17	23.05	0.032	7.000	Pass
			1	23	1	99	22.77	-36.22	22.77	0.030	7.000	Pass
	MCH	PI/2 BPSK	12	6	100	0	22.96	-36.14	22.96	0.031	7.000	Pass
			1	1	1	0	22.92	-36.13	22.92	0.031	7.000	Pass
			1	23	1	99	22.78	-36.1	22.78	0.030	7.000	Pass
		QPSK	12	6	100	0	22.98	-36.16	22.98	0.031	7.000	Pass
			1	1	1	0	23.07	-36.11	23.07	0.032	7.000	Pass
			1	23	1	99	22.8	-36.15	22.81	0.030	7.000	Pass
	HCH	PI/2 BPSK	12	6	100	0	22.77	-36.18	22.77	0.030	7.000	Pass
			1	1	1	0	22.79	-36.16	22.79	0.030	7.000	Pass
			1	23	1	99	22.5	-36.17	22.50	0.028	7.000	Pass
		QPSK	12	6	100	0	22.81	-36.11	22.81	0.030	7.000	Pass
			1	1	1	0	22.75	-36.14	22.75	0.030	7.000	Pass
			1	23	1	99	22.49	-36.18	22.49	0.028	7.000	Pass
20MHz(LTE) + 15MHz(NR)	LCH	PI/2 BPSK	36	18	100	0	22.84	-36.11	22.84	0.030	7.000	Pass
			1	1	1	0	23.38	-36.12	23.38	0.034	7.000	Pass
			1	77	1	99	23.17	-36.16	23.17	0.033	7.000	Pass
		QPSK	36	18	100	0	22.97	-36.13	22.97	0.031	7.000	Pass
			1	1	1	0	23.24	-36.13	23.24	0.033	7.000	Pass
			1	77	1	99	23.12	-36.12	23.12	0.032	7.000	Pass
	MCH	PI/2 BPSK	36	18	100	0	23.12	-36.16	23.12	0.032	7.000	Pass
			1	1	1	0	23.48	-36.16	23.48	0.035	7.000	Pass
			1	77	1	99	23.32	-36.12	23.32	0.034	7.000	Pass
		QPSK	36	18	100	0	23.14	-36.13	23.14	0.032	7.000	Pass
			1	1	1	0	23.34	-36.12	23.34	0.034	7.000	Pass
			1	77	1	99	23.26	-36.15	23.26	0.033	7.000	Pass
	HCH	PI/2 BPSK	36	18	100	0	23.02	-36.09	23.02	0.031	7.000	Pass
			1	1	1	0	23.4	-36.15	23.40	0.034	7.000	Pass
			1	77	1	99	23.17	-36.13	23.17	0.033	7.000	Pass
		QPSK	36	18	100	0	23.11	-36.12	23.11	0.032	7.000	Pass
			1	1	1	0	23.23	-36.18	23.23	0.033	7.000	Pass
			1	77	1	99	23.22	-36.13	23.22	0.033	7.000	Pass
20MHz(LTE) +	LCH	PI/2 BPSK	50	25	100	0	23.01	-36.12	23.01	0.031	7.000	Pass
			1	1	1	0	23.57	-36.15	23.57	0.036	7.000	Pass

20MHz(NR)		1	104	1	99	23.1	-36.13	23.10	0.032	7.000	Pass	
		QPSK	50	25	100	0	23.13	-36.16	23.13	0.032	7.000	Pass
			1	1	1	0	23.53	-36.11	23.53	0.035	7.000	Pass
			1	104	1	99	23.05	-36.15	23.05	0.032	7.000	Pass
	MCH	PI/2 BPSK	50	25	100	0	23.02	-36.16	23.02	0.031	7.000	Pass
			1	1	1	0	23.5	-36.14	23.50	0.035	7.000	Pass
			1	104	1	99	23.03	-36.18	23.03	0.031	7.000	Pass
		QPSK	50	25	100	0	23.05	-36.12	23.05	0.032	7.000	Pass
			1	1	1	0	23.34	-36.16	23.34	0.034	7.000	Pass
			1	104	1	99	22.96	-36.17	22.96	0.031	7.000	Pass
	HCH	PI/2 BPSK	50	25	100	0	23.02	-36.16	23.02	0.031	7.000	Pass
			1	1	1	0	23.41	-36.1	23.41	0.034	7.000	Pass
			1	104	1	99	22.95	-36.15	22.95	0.031	7.000	Pass
		QPSK	50	25	100	0	23.02	-36.16	23.02	0.031	7.000	Pass
			1	1	1	0	23.38	-36.12	23.38	0.034	7.000	Pass
			1	104	1	99	22.84	-36.14	22.84	0.030	7.000	Pass

Test BW	Test Channel	Test Mode	NR UL RB No.	NR UL RB Pos.	LTE UL RB No.	LTE UL RB Pos.	NR Conducted Output Power (dBm)	LTE Conducted Output Power (dBm)	Total Conducted Output Power (dBm)	EIR P (W)	Limit (W)	Verdict
DC_66A_n7A												
20MHz(LTE) + 5MHz(NR)	LCH	PI/2 BPSK	12	6	100	0	22.2	-35.5	22.21	0.163	2.000	Pass
			1	1	1	0	21.96	-35.48	21.96	0.153	2.000	Pass
			1	23	1	99	21.85	-35.49	21.85	0.150	2.000	Pass
		QPSK	12	6	100	0	22.17	-35.46	22.17	0.161	2.000	Pass
			1	1	1	0	22	-35.45	22.00	0.155	2.000	Pass
			1	23	1	99	21.96	-35.51	21.96	0.153	2.000	Pass
	MCH	PI/2 BPSK	12	6	100	0	22.07	-35.39	22.07	0.157	2.000	Pass
			1	1	1	0	21.83	-35.42	21.83	0.149	2.000	Pass
			1	23	1	99	21.66	-35.37	21.66	0.143	2.000	Pass
		QPSK	12	6	100	0	21.99	-35.38	21.99	0.155	2.000	Pass
			1	1	1	0	21.88	-35.39	21.88	0.151	2.000	Pass
			1	23	1	99	21.72	-35.41	21.72	0.145	2.000	Pass
	HCH	PI/2 BPSK	12	6	100	0	22.05	-35.4	22.05	0.157	2.000	Pass
			1	1	1	0	21.78	-35.32	21.78	0.147	2.000	Pass
			1	23	1	99	21.87	-35.39	21.87	0.150	2.000	Pass
		QPSK	12	6	100	0	22.15	-35.37	22.15	0.160	2.000	Pass
			1	1	1	0	21.96	-35.4	21.96	0.153	2.000	Pass
			1	23	1	99	21.95	-35.43	21.96	0.153	2.000	Pass
20MHz(LTE) + 15MHz(NR)	LCH	PI/2 BPSK	36	18	100	0	21.92	-35.49	21.92	0.152	2.000	Pass
			1	1	1	0	22.07	-35.52	22.07	0.157	2.000	Pass
			1	77	1	99	22.14	-35.48	22.14	0.160	2.000	Pass
		QPSK	36	18	100	0	21.88	-35.5	21.88	0.151	2.000	Pass
			1	1	1	0	22.08	-35.47	22.08	0.158	2.000	Pass
			1	77	1	99	22.25	-35.51	22.25	0.164	2.000	Pass
	MCH	PI/2 BPSK	36	18	100	0	21.78	-35.31	21.78	0.147	2.000	Pass
			1	1	1	0	21.91	-35.39	21.91	0.152	2.000	Pass
			1	77	1	99	22.07	-35.39	22.08	0.158	2.000	Pass
		QPSK	36	18	100	0	21.78	-35.4	21.78	0.147	2.000	Pass
			1	1	1	0	22.1	-35.39	22.10	0.158	2.000	Pass
			1	77	1	99	22.02	-35.33	22.02	0.156	2.000	Pass
	HCH	PI/2 BPSK	36	18	100	0	21.69	-35.41	21.69	0.144	2.000	Pass
			1	1	1	0	22.03	-35.4	22.03	0.156	2.000	Pass
			1	77	1	99	22.1	-35.42	22.10	0.158	2.000	Pass
		QPSK	36	18	100	0	21.71	-35.38	21.71	0.145	2.000	Pass
			1	1	1	0	21.75	-35.34	21.75	0.146	2.000	Pass
			1	77	1	99	22.17	-35.4	22.17	0.161	2.000	Pass
20MHz(LTE) +	LCH	PI/2 BPSK	50	25	100	0	21.9	-35.5	21.90	0.151	2.000	Pass
			1	1	1	0	22.12	-35.49	22.12	0.159	2.000	Pass

20MHz(NR)		1	104	1	99	21.95	-35.47	21.95	0.153	2.000	Pass	
		QPSK	50	25	100	0	21.87	-35.52	21.87	0.150	2.000	Pass
			1	1	1	0	22.16	-35.51	22.16	0.161	2.000	Pass
			1	104	1	99	22.02	-35.48	22.02	0.156	2.000	Pass
	MCH	PI/2 BPSK	50	25	100	0	21.68	-35.45	21.68	0.144	2.000	Pass
			1	1	1	0	22.1	-35.37	22.10	0.158	2.000	Pass
			1	104	1	99	21.79	-35.39	21.79	0.148	2.000	Pass
		QPSK	50	25	100	0	21.69	-35.39	21.69	0.144	2.000	Pass
			1	1	1	0	21.99	-35.35	21.99	0.155	2.000	Pass
			1	104	1	99	21.82	-35.4	21.82	0.149	2.000	Pass
	HCH	PI/2 BPSK	50	25	100	0	21.75	-35.42	21.75	0.146	2.000	Pass
			1	1	1	0	22.05	-35.37	22.05	0.157	2.000	Pass
			1	104	1	99	21.84	-35.39	21.84	0.149	2.000	Pass
		QPSK	50	25	100	0	21.7	-35.39	21.70	0.145	2.000	Pass
			1	1	1	0	22.09	-35.4	22.09	0.158	2.000	Pass
			1	104	1	99	21.92	-35.48	21.92	0.152	2.000	Pass

A.2 Peak to Average Ratio

Note 1: For average power technique, the peak-to-average ratio (PAR) of the transmission may not exceed 13 dB. For GSM, GPRS and EGPRS, there are peak power to demonstrate compliance, PAR measurements are not required.

Note 2: Test plots please refer to the document "Annex No.: BL-SZ21B0287-501 Data Part 1.pdf".

WCDMA Mode Test Data

Test Band	Test Channel	Peak to Average Ratio (dB)	Limit (dB)	Refer to Plot ^{Note2}	Verdict
Band 2	LCH	2.81	13	1.1	Pass
	MCH	2.91	13	1.2	Pass
	HCH	2.86	13	1.3	Pass
Band 4	LCH	2.77	13	2.1	Pass
	MCH	2.81	13	2.2	Pass
	HCH	2.77	13	2.3	Pass
Band 5	LCH	2.62	13	3.1	Pass
	MCH	2.67	13	3.2	Pass
	HCH	2.67	13	3.3	Pass

LTE Mode Test Data

Test Band	Test Bandwidth	Test Channel	Test Mode	Test RB (Size#Offset)	Peak to Average Ratio (dB)	Limit (dB)	Refer to Plot ^{Note2}	Verdict
LTE Band 2	20 MHz	LCH	QPSK	RB1#0	3.19	13	4.1	Pass
				RB100#0	5.06	13	4.2	Pass
			16-QAM	RB1#0	4.69	13	4.3	Pass
				RB100#0	5.77	13	4.4	Pass
		MCH	QPSK	RB1#0	3.19	13	4.5	Pass
				RB100#0	5.02	13	4.6	Pass
			16-QAM	RB1#0	5.02	13	4.7	Pass
				RB100#0	5.77	13	4.8	Pass
		HCH	QPSK	RB1#0	3.23	13	4.9	Pass
				RB100#0	5.06	13	4.10	Pass
			16-QAM	RB1#0	5.02	13	4.11	Pass
				RB100#0	5.81	13	4.12	Pass
LTE Band 4	20 MHz	LCH	QPSK	RB1#0	3.28	13	5.1	Pass
				RB100#0	5.06	13	5.2	Pass
			16-QAM	RB1#0	4.87	13	5.3	Pass
				RB100#0	5.86	13	5.4	Pass
		MCH	QPSK	RB1#0	3.28	13	5.5	Pass
				RB100#0	5.16	13	5.6	Pass
			16-QAM	RB1#0	4.92	13	5.7	Pass
				RB100#0	5.86	13	5.8	Pass
		HCH	QPSK	RB1#0	3.33	13	5.9	Pass

Test Band	Test Bandwidth	Test Channel	Test Mode	Test RB (Size#Offset)	Peak to Average Ratio (dB)	Limit (dB)	Refer to Plot ^{Note2}	Verdict
			16-QAM	RB100#0	5.11	13	5.10	Pass
				RB1#0	5.11	13	5.11	Pass
				RB100#0	5.91	13	5.12	Pass
LTE Band 5	10 MHz	LCH	QPSK	RB1#0	3.33	13	6.1	Pass
				RB50#0	5.16	13	6.2	Pass
			16-QAM	RB1#0	5.02	13	6.3	Pass
				RB50#0	5.81	13	6.4	Pass
		MCH	QPSK	RB1#0	3.23	13	6.5	Pass
				RB50#0	5.25	13	6.6	Pass
			16-QAM	RB1#0	4.97	13	6.7	Pass
				RB50#0	5.95	13	6.8	Pass
		HCH	QPSK	RB1#0	3.33	13	6.9	Pass
				RB50#0	5.20	13	6.10	Pass
			16-QAM	RB1#0	5.20	13	6.11	Pass
				RB50#0	5.91	13	6.12	Pass
LTE Band 7	20 MHz	LCH	QPSK	RB1#0	3.37	13	7.1	Pass
				RB100#0	5.11	13	7.2	Pass
			16-QAM	RB1#0	4.97	13	7.3	Pass
				RB100#0	5.86	13	7.4	Pass
		MCH	QPSK	RB1#0	3.47	13	7.5	Pass
				RB100#0	5.30	13	7.6	Pass
			16-QAM	RB1#0	5.16	13	7.7	Pass
				RB100#0	6.05	13	7.8	Pass
		HCH	QPSK	RB1#0	3.23	13	7.9	Pass
				RB100#0	5.16	13	7.10	Pass
			16-QAM	RB1#0	4.92	13	7.11	Pass
				RB100#0	5.95	13	7.12	Pass
LTE Band 12	10 MHz	LCH	QPSK	RB1#0	3.33	13	8.1	Pass
				RB50#0	5.02	13	8.2	Pass
			16-QAM	RB1#0	4.97	13	8.3	Pass
				RB50#0	5.81	13	8.4	Pass
		MCH	QPSK	RB1#0	3.28	13	8.5	Pass
				RB50#0	5.06	13	8.6	Pass
			16-QAM	RB1#0	5.20	13	8.7	Pass
				RB50#0	5.91	13	8.8	Pass
		HCH	QPSK	RB1#0	3.23	13	8.9	Pass
				RB50#0	5.02	13	8.10	Pass
			16-QAM	RB1#0	4.83	13	8.11	Pass
				RB50#0	5.91	13	8.12	Pass
LTE Band 13	10 MHz	MCH	QPSK	RB1#0	3.09	13	9.1	Pass
				RB50#0	4.92	13	9.2	Pass

Test Band	Test Bandwidth	Test Channel	Test Mode	Test RB (Size#Offset)	Peak to Average Ratio (dB)	Limit (dB)	Refer to Plot ^{Note2}	Verdict
			16-QAM	RB1#0	4.69	13	9.3	Pass
				RB50#0	5.72	13	9.4	Pass
LTE Band 17	10 MHz	LCH	QPSK	RB1#0	3.28	13	10.1	Pass
				RB50#0	5.11	13	10.2	Pass
			16-QAM	RB1#0	5.16	13	10.3	Pass
				RB50#0	5.95	13	10.4	Pass
		MCH	QPSK	RB1#0	3.52	13	10.5	Pass
				RB50#0	5.11	13	10.6	Pass
			16-QAM	RB1#0	4.97	13	10.7	Pass
				RB50#0	5.91	13	10.8	Pass
		HCH	QPSK	RB1#0	3.52	13	10.9	Pass
				RB50#0	5.06	13	10.10	Pass
			16-QAM	RB1#0	4.92	13	10.11	Pass
				RB50#0	5.86	13	10.12	Pass
LTE Band 26 (Part22)	15 MHz	LCH	QPSK	RB1#0	3.23	13	11.1	Pass
				RB75#0	5.44	13	11.2	Pass
			16-QAM	RB1#0	4.97	13	11.3	Pass
				RB75#0	6.00	13	11.4	Pass
		MCH	QPSK	RB1#0	3.19	13	12.1	Pass
				RB75#0	5.44	13	12.2	Pass
			16-QAM	RB1#0	4.97	13	12.3	Pass
				RB75#0	6.05	13	12.4	Pass
		HCH	QPSK	RB1#0	3.23	13	12.5	Pass
				RB75#0	5.34	13	12.6	Pass
			16-QAM	RB1#0	5.02	13	12.7	Pass
				RB75#0	6.00	13	12.8	Pass
LTE Band 26 (Part90)	10 MHz	MCH	QPSK	RB1#0	3.23	13	12.9	Pass
				RB50#0	5.25	13	12.10	Pass
			16-QAM	RB1#0	4.78	13	12.11	Pass
				RB50#0	5.95	13	12.12	Pass
LTE Band 38	20 MHz	LCH	QPSK	RB1#0	7.31	13	13.1	Pass
				RB100#0	8.72	13	13.2	Pass
			16-QAM	RB1#0	8.77	13	13.3	Pass
				RB100#0	9.52	13	13.4	Pass
		MCH	QPSK	RB1#0	7.17	13	13.5	Pass
				RB100#0	8.53	13	13.6	Pass
			16-QAM	RB1#0	8.67	13	13.7	Pass
				RB100#0	9.28	13	13.8	Pass
		HCH	QPSK	RB1#0	6.75	13	13.9	Pass
				RB100#0	8.44	13	13.10	Pass
			16-QAM	RB1#0	8.25	13	13.11	Pass

Test Band	Test Bandwidth	Test Channel	Test Mode	Test RB (Size#Offset)	Peak to Average Ratio (dB)	Limit (dB)	Refer to Plot ^{Note2}	Verdict
				RB100#0	9.19	13	13.12	Pass
LTE Band 41	20 MHz	LCH	QPSK	RB1#0	7.22	13	14.1	Pass
				RB100#0	8.62	13	14.2	Pass
			16-QAM	RB1#0	8.72	13	14.3	Pass
				RB100#0	9.42	13	14.4	Pass
		MCH	QPSK	RB1#0	7.17	13	14.5	Pass
				RB100#0	8.58	13	14.6	Pass
			16-QAM	RB1#0	8.48	13	14.7	Pass
				RB100#0	9.33	13	14.8	Pass
		HCH	QPSK	RB1#0	7.17	13	14.9	Pass
				RB100#0	8.62	13	14.10	Pass
			16-QAM	RB1#0	8.72	13	14.11	Pass
				RB100#0	9.37	13	14.12	Pass
LTE Band 66	20 MHz	LCH	QPSK	RB1#0	3.19	13	15.1	Pass
				RB100#0	4.97	13	15.2	Pass
			16-QAM	RB1#0	4.64	13	15.3	Pass
				RB100#0	5.72	13	15.4	Pass
		MCH	QPSK	RB1#0	3.33	13	15.5	Pass
				RB100#0	5.06	13	15.6	Pass
			16-QAM	RB1#0	4.92	13	15.7	Pass
				RB100#0	5.81	13	15.8	Pass
		HCH	QPSK	RB1#0	3.19	13	15.9	Pass
				RB100#0	4.97	13	15.10	Pass
			16-QAM	RB1#0	4.83	13	15.11	Pass
				RB100#0	5.72	13	15.12	Pass

Test Channel	Modulation	PCC RB		SCC RB		Peak to Average Ratio (dB)	Limit (dB)	Refer to Plot ^{Note2}	Verdict
		Size	Offset	Size	Offset				
CA_7C									
10MHz+20MHz									
Mid	QPSK	50	0	100	0	5.81	13	16.1	Pass
	16-QAM	50	0	100	0	6.56	13	16.2	Pass
20MHz+10MHz									
Mid	QPSK	100	0	50	0	5.91	13	16.3	Pass
	16-QAM	100	0	50	0	6.61	13	16.4	Pass
15MHz+15MHz									
Mid	QPSK	75	0	75	0	6.05	13	16.5	Pass
	16-QAM	75	0	75	0	6.66	13	16.6	Pass
15MHz+20MHz									
Mid	QPSK	75	0	100	0	5.67	13	16.7	Pass
	16-QAM	75	0	100	0	6.37	13	16.8	Pass
20MHz+15MHz									
Mid	QPSK	100	0	75	0	5.72	13	16.9	Pass
	16-QAM	100	0	75	0	6.42	13	16.10	Pass
20MHz+20MHz									
Mid	QPSK	100	0	100	0	5.91	13	16.11	Pass
	16-QAM	100	0	100	0	6.80	13	16.12	Pass

Test Channel	Modulation	PCC RB		SCC RB		Peak to Average Ratio (dB)	Limit (dB)	Refer to Plot ^{Note2}	Verdict
		Size	Offset	Size	Offset				
CA_38C									
15MHz+15MHz									
Mid	QPSK	75	0	75	0	9.42	13	17.1	Pass
	16-QAM	75	0	75	0	9.98	13	17.2	Pass
20MHz+20MHz									
Mid	QPSK	100	0	100	0	9.28	13	17.3	Pass
	16-QAM	100	0	100	0	10.03	13	17.4	Pass

Test Channel	Modulation	PCC RB		SCC RB		Peak to Average Ratio (dB)	Limit (dB)	Refer to Plot ^{Note2}	Verdict
		Size	Offset	Size	Offset				
CA_41C									
5MHz+20MHz									
Mid	QPSK	25	0	100	0	9.75	13	18.1	Pass
	16-QAM	25	0	100	0	10.50	13	18.2	Pass
20MHz+5MHz									
Mid	QPSK	100	0	25	0	9.7	13	18.3	Pass
	16-QAM	100	0	25	0	10.41	13	18.4	Pass
10MHz+20MHz									
Mid	QPSK	50	0	100	0	9.7	13	18.5	Pass
	16-QAM	50	0	100	0	10.45	13	18.6	Pass
20MHz+10MHz									
Mid	QPSK	100	0	50	0	9.75	13	18.7	Pass
	16-QAM	100	0	50	0	10.41	13	18.8	Pass
15MHz+15MHz									
Mid	QPSK	75	0	75	0	9.98	13	18.9	Pass
	16-QAM	75	0	75	0	10.5	13	18.10	Pass
15MHz+20MHz									
Mid	QPSK	75	0	100	0	9.47	13	18.11	Pass
	16-QAM	75	0	100	0	10.27	13	18.12	Pass
20MHz+15MHz									
Mid	QPSK	100	0	75	0	9.37	13	18.13	Pass
	16-QAM	100	0	75	0	9.94	13	18.14	Pass
20MHz+20MHz									
Mid	QPSK	100	0	100	0	9.89	13	18.15	Pass
	16-QAM	100	0	100	0	10.45	13	18.16	Pass

NR Mode Test Data

Test Band	NR Test Bandwidth	Test Channel	Test Mode	NR UL RB No.	NR UL RB Pos.	Peak to Average Ratio (dB)	Limit (dB)	Refer to Plot ^{Note2}	Verdict
n5	20 MHz	LCH	PI/2 BPSK	1	0	3.59	13	19.1	Pass
				100	0	3.97	13	19.2	Pass
			QPSK	1	0	4.51	13	19.3	Pass
				100	0	5.26	13	19.4	Pass
		MCH	PI/2 BPSK	1	0	3.51	13	19.5	Pass
				100	0	3.93	13	19.6	Pass
			QPSK	1	0	4.43	13	19.7	Pass
				100	0	5.25	13	19.8	Pass
		HCH	PI/2 BPSK	1	0	3.11	13	19.9	Pass
				100	0	3.96	13	19.10	Pass
			QPSK	1	0	4.37	13	19.11	Pass
				100	0	5.26	13	19.12	Pass
n7	20 MHz	LCH	PI/2 BPSK	1	0	3.84	13	20.1	Pass
				100	0	4.32	13	20.2	Pass
			QPSK	1	0	4.66	13	20.3	Pass
				100	0	5.3	13	20.4	Pass
		MCH	PI/2 BPSK	1	0	4.08	13	20.5	Pass
				100	0	4.14	13	20.6	Pass
			QPSK	1	0	4.96	13	20.7	Pass
				100	0	5.62	13	20.8	Pass
		HCH	PI/2 BPSK	1	0	4.09	13	20.9	Pass
				100	0	4.3	13	20.10	Pass
			QPSK	1	0	4.95	13	20.11	Pass
				100	0	5.29	13	20.12	Pass
n38	40 MHz	LCH	PI/2 BPSK	1	0	4.036	13	21.1	Pass
				100	0	4.084	13	21.2	Pass
			QPSK	1	0	5.263	13	21.3	Pass
				100	0	5.107	13	21.4	Pass
		MCH	PI/2 BPSK	1	0	4.223	13	21.5	Pass
				100	0	3.677	13	21.6	Pass
			QPSK	1	0	5.160	13	21.7	Pass
				100	0	4.816	13	21.8	Pass
		HCH	PI/2 BPSK	1	0	4.082	13	21.9	Pass
				100	0	3.696	13	21.10	Pass
			QPSK	1	0	5.070	13	21.11	Pass
				100	0	4.749	13	21.12	Pass
n41	100 MHz	LCH	PI/2 BPSK	1	0	3.997	13	22.1	Pass
				270	0	4.096	13	22.2	Pass
			QPSK	1	0	5.157	13	22.3	Pass
				270	0	5.411	13	22.4	Pass
		MCH	PI/2	1	0	3.838	13	22.5	Pass

Test Band	NR Test Bandwidth	Test Channel	Test Mode	NR UL RB No.	NR UL RB Pos.	Peak to Average Ratio (dB)	Limit (dB)	Refer to Plot ^{Note2}	Verdict	
			BPSK	270	0	4.205	13	22.6	Pass	
			QPSK	1	0	4.963	13	22.7	Pass	
				270	0	5.176	13	22.8	Pass	
		HCH	PI/2	1	0	3.809	13	22.9	Pass	
				BPSK	270	0	5.041	13	22.10	Pass
					QPSK	1	0	5.096	13	22.11
			270	0	5.731	13	22.12	Pass		
n66	20 MHz	LCH	PI/2	1	0	4.00	13	23.1	Pass	
				BPSK	100	0	4.09	13	23.2	Pass
			QPSK	1	0	4.81	13	23.3	Pass	
				100	0	5.35	13	23.4	Pass	
		MCH	PI/2	1	0	4.27	13	23.5	Pass	
				BPSK	100	0	4.24	13	23.6	Pass
			QPSK	1	0	5.19	13	23.7	Pass	
				100	0	5.63	13	23.8	Pass	
		HCH	PI/2	1	0	4.15	13	23.9	Pass	
				BPSK	100	0	4.24	13	23.10	Pass
			QPSK	1	0	5.03	13	23.11	Pass	
				100	0	5.48	13	23.12	Pass	
DC_2A_n7A	20MHz(LTE) +20MHz(NR)	LCH	PI/2	1	0	4.2	13	24.1	Pass	
				BPSK	100	0	4.16	13	24.2	Pass
			QPSK	1	0	5.13	13	24.3	Pass	
				100	0	5.4	13	24.4	Pass	
		MCH	PI/2	1	0	4.24	13	24.5	Pass	
				BPSK	100	0	4.16	13	24.6	Pass
			QPSK	1	0	5.22	13	24.7	Pass	
				100	0	5.45	13	24.8	Pass	
		HCH	PI/2	1	0	4.29	13	24.9	Pass	
				BPSK	100	0	4.23	13	24.10	Pass
			QPSK	1	0	5.32	13	24.11	Pass	
				100	0	5.52	13	24.12	Pass	
DC_5A_n7A	10MHz(LTE) +20MHz(NR)	LCH	PI/2	1	0	4.21	13	25.1	Pass	
				BPSK	100	0	4.26	13	25.2	Pass
			QPSK	1	0	5.22	13	25.3	Pass	
				100	0	5.58	13	25.4	Pass	
		MCH	PI/2	1	0	4.25	13	25.5	Pass	
				BPSK	100	0	4.19	13	25.6	Pass
			QPSK	1	0	5.23	13	25.7	Pass	
				100	0	5.5	13	25.8	Pass	
		HCH	PI/2	1	0	4.32	13	25.9	Pass	
				BPSK	100	0	4.23	13	25.10	Pass
			QPSK	1	0	5.29	13	25.11	Pass	

Test Band	NR Test Bandwidth	Test Channel	Test Mode	NR UL RB No.	NR UL RB Pos.	Peak to Average Ratio (dB)	Limit (dB)	Refer to Plot ^{Note2}	Verdict
				100	0	5.54	13	25.12	Pass
DC_5A_n66A	10MHz(LTE)+30MHz(NR)	LCH	PI/2 BPSK	1	0	3.91	13	26.1	Pass
				160	0	4.08	13	26.2	Pass
			QPSK	1	0	5.16	13	26.3	Pass
				160	0	5.37	13	26.4	Pass
		MCH	PI/2 BPSK	1	0	4.01	13	26.5	Pass
				160	0	3.71	13	26.6	Pass
			QPSK	1	0	5.29	13	26.7	Pass
				160	0	5.24	13	26.8	Pass
		HCH	PI/2 BPSK	1	0	3.87	13	26.9	Pass
				160	0	4.4	13	26.10	Pass
			QPSK	1	0	4.94	13	26.11	Pass
				160	0	5.57	13	26.12	Pass
DC_7A_n5A	20MHz(LTE)+20MHz(NR)	LCH	PI/2 BPSK	1	0	4.78	13	27.1	Pass
				100	0	5.2	13	27.2	Pass
			QPSK	1	0	4.45	13	27.3	Pass
				100	0	5.25	13	27.4	Pass
		MCH	PI/2 BPSK	1	0	4.69	13	27.5	Pass
				100	0	5.16	13	27.6	Pass
			QPSK	1	0	4.41	13	27.7	Pass
				100	0	5.2	13	27.8	Pass
		HCH	PI/2 BPSK	1	0	3.52	13	27.9	Pass
				100	0	3.98	13	27.10	Pass
			QPSK	1	0	4.41	13	27.11	Pass
				100	0	5.25	13	27.12	Pass
DC_7A_n66A	20MHz(LTE)+30MHz(NR)	LCH	PI/2 BPSK	1	0	5.3	13	28.1	Pass
				160	0	5.3	13	28.2	Pass
			QPSK	1	0	5.16	13	28.3	Pass
				160	0	5.34	13	28.4	Pass
		MCH	PI/2 BPSK	1	0	5.34	13	28.5	Pass
				160	0	5.3	13	28.6	Pass
			QPSK	1	0	5.25	13	28.7	Pass
				160	0	5.25	13	28.8	Pass
		HCH	PI/2 BPSK	1	0	5.25	13	28.9	Pass
				160	0	5.58	13	28.10	Pass
			QPSK	1	0	4.92	13	28.11	Pass
				160	0	5.53	13	28.12	Pass
DC_12A_n66A	10MHz(LTE)+30MHz(NR)	LCH	PI/2 BPSK	1	0	5.3	13	29.1	Pass
				160	0	5.3	13	29.2	Pass
			QPSK	1	0	5.16	13	29.3	Pass
				160	0	5.34	13	29.4	Pass
		MCH	PI/2	1	0	5.44	13	29.5	Pass

Test Band	NR Test Bandwidth	Test Channel	Test Mode	NR UL RB No.	NR UL RB Pos.	Peak to Average Ratio (dB)	Limit (dB)	Refer to Plot ^{Note2}	Verdict
			BPSK	160	0	5.25	13	29.6	Pass
			QPSK	1	0	5.3	13	29.7	Pass
				160	0	5.25	13	29.8	Pass
		HCH	PI/2	1	0	5.25	13	29.9	Pass
				160	0	5.58	13	29.10	Pass
			QPSK	1	0	4.92	13	29.11	Pass
160	0	5.53		13	29.12	Pass			
DC_26 A_n41A	15MHz(LTE) + 100MHz(NR)	LCH	PI/2	1	0	4.097	13	30.1	Pass
				270	0	4.053	13	30.2	Pass
			QPSK	1	0	5.267	13	30.3	Pass
				270	0	5.269	13	30.4	Pass
		MCH	PI/2	1	0	4.073	13	30.5	Pass
				270	0	4.144	13	30.6	Pass
			QPSK	1	0	5.422	13	30.7	Pass
				270	0	5.443	13	30.8	Pass
		HCH	PI/2	1	0	4.142	13	30.9	Pass
				270	0	5.173	13	30.10	Pass
			QPSK	1	0	5.386	13	30.11	Pass
				270	0	5.732	13	30.12	Pass
DC_66 A_n5A	20MHz(LTE) +20MHz(NR)	LCH	PI/2	1	0	3.56	13	31.1	Pass
				100	0	3.89	13	31.2	Pass
			QPSK	1	0	4.45	13	31.3	Pass
				100	0	5.11	13	31.4	Pass
		MCH	PI/2	1	0	3.52	13	31.5	Pass
				100	0	3.8	13	31.6	Pass
			QPSK	1	0	4.41	13	31.7	Pass
				100	0	5.16	13	31.8	Pass
		HCH	PI/2	1	0	3.47	13	31.9	Pass
				100	0	3.75	13	31.10	Pass
			QPSK	1	0	4.31	13	31.11	Pass
				100	0	5.11	13	31.12	Pass
DC_66 A_n7A	20MHz(LTE) +20MHz(NR)	LCH	PI/2	1	0	4.26	13	32.1	Pass
				100	0	4.29	13	32.2	Pass
			QPSK	1	0	5.23	13	32.3	Pass
				100	0	5.24	13	32.4	Pass
		MCH	PI/2	1	0	3.99	13	32.5	Pass
				100	0	4.25	13	32.6	Pass
			QPSK	1	0	5.25	13	32.7	Pass
				100	0	5.48	13	32.8	Pass
		HCH	PI/2	1	0	4.04	13	32.9	Pass
				100	0	3.86	13	32.10	Pass
			QPSK	1	0	5.32	13	32.11	Pass

Test Band	NR Test Bandwidth	Test Channel	Test Mode	NR UL RB No.	NR UL RB Pos.	Peak to Average Ratio (dB)	Limit (dB)	Refer to Plot ^{Note2}	Verdict
				100	0	5.24	13	32.12	Pass

A.3 Occupied Bandwidth

Note 1: All modes were tested, but only the typical data were reported in this report.

Note 2: Test plots please refer to the document “Annex No.: BL-SZ21B0287-501 Data Part 2.pdf”.

GSM and WCDMA Mode Test Data

Test Band	Test Channel	Measured 99% Occupied Bandwidth (MHz)	Measured -26 dB Occupied Bandwidth (MHz)	Refer to Plot ^{Note2}
GSM 850	LCH	0.245	0.31	1.1
	MCH	0.245	0.31	1.2
	HCH	0.244	0.311	1.3
GSM 1900	LCH	0.245	0.307	2.1
	MCH	0.245	0.31	2.2
	HCH	0.243	0.301	2.3
EGPRS 850	LCH	0.241	0.306	3.1
	MCH	0.242	0.309	3.2
	HCH	0.244	0.304	3.3
EGPRS 1900	LCH	0.241	0.304	4.1
	MCH	0.242	0.3	4.2
	HCH	0.241	0.297	4.3
WCDMA Band 2	LCH	4.144	4.736	5.1
	MCH	4.137	4.729	5.2
	HCH	4.138	4.728	5.3
WCDMA Band 4	LCH	4.14	4.741	6.1
	MCH	4.139	4.744	6.2
	HCH	4.138	4.739	6.3
WCDMA Band 5	LCH	4.135	4.744	7.1
	MCH	4.137	4.747	7.2
	HCH	4.14	4.754	7.3

LTE Mode Test Data

Test Band	Test Bandwidth	Test Channel	Test Mode	Test RB (Size#Offset)	Measured 99% Occupied Bandwidth (MHz)	Measured -26 dB Occupied Bandwidth (MHz)	Refer to Plot ^{Note2}
Band 2	1.4 MHz	LCH	QPSK	RB6#0	1.085	1.238	8.1
			16-QAM	RB6#0	1.088	1.217	8.2
		MCH	QPSK	RB6#0	1.085	1.234	8.3
			16-QAM	RB6#0	1.085	1.219	1.4
		HCH	QPSK	RB6#0	1.091	1.228	8.5
			16-QAM	RB6#0	1.087	1.222	8.6
	3 MHz	LCH	QPSK	RB15#0	2.701	3.008	8.7
			16-QAM	RB15#0	2.698	3.042	8.8
		MCH	QPSK	RB15#0	2.7	3.019	8.9
			16-QAM	RB15#0	2.699	3.009	8.10
		HCH	QPSK	RB15#0	2.703	3.021	8.11
			16-QAM	RB15#0	2.697	3.019	8.12
	5 MHz	LCH	QPSK	RB25#0	4.51	4.965	8.13
			16-QAM	RB25#0	4.502	4.935	8.14
		MCH	QPSK	RB25#0	4.498	4.99	8.15
			16-QAM	RB25#0	4.519	4.983	8.16
		HCH	QPSK	RB25#0	4.492	4.983	8.17
			16-QAM	RB25#0	4.506	4.979	8.18
	10 MHz	LCH	QPSK	RB50#0	8.986	9.932	8.19
			16-QAM	RB50#0	8.99	9.789	8.20
		MCH	QPSK	RB50#0	8.96	9.803	8.21
			16-QAM	RB50#0	8.965	9.831	8.22
		HCH	QPSK	RB50#0	8.964	9.85	8.23
			16-QAM	RB50#0	8.96	9.829	8.24
	15 MHz	LCH	QPSK	RB75#0	13.451	14.816	8.25
			16-QAM	RB75#0	13.463	14.742	8.26
		MCH	QPSK	RB75#0	13.424	14.715	8.27
			16-QAM	RB75#0	13.452	14.741	8.28
		HCH	QPSK	RB75#0	13.438	14.701	8.29
			16-QAM	RB75#0	13.46	14.697	8.30
	20 MHz	LCH	QPSK	RB100#0	17.922	19.447	8.31
			16-QAM	RB100#0	17.918	19.555	8.32
		MCH	QPSK	RB100#0	17.918	19.558	8.33
			16-QAM	RB100#0	17.915	19.666	8.34
		HCH	QPSK	RB100#0	17.962	19.689	8.35
			16-QAM	RB100#0	17.911	19.532	8.36

Test Band	Test Bandwidth	Test Channel	Test Mode	Test RB (Size#Offset)	Measured 99% Occupied Bandwidth (MHz)	Measured -26 dB Occupied Bandwidth (MHz)	Refer to Plot ^{Note2}
Band 4	1.4 MHz	LCH	QPSK	RB6#0	1.086	1.22	9.1
			16-QAM	RB6#0	1.087	1.227	9.2
		MCH	QPSK	RB6#0	1.085	1.235	9.3
			16-QAM	RB6#0	1.083	1.225	9.4
		HCH	QPSK	RB6#0	1.087	1.225	9.5
			16-QAM	RB6#0	1.088	1.186	9.6
	3 MHz	LCH	QPSK	RB15#0	2.699	3.006	9.7
			16-QAM	RB15#0	2.704	3.009	9.8
		MCH	QPSK	RB15#0	2.696	3.002	9.9
			16-QAM	RB15#0	2.697	3.008	9.10
		HCH	QPSK	RB15#0	2.702	2.999	9.11
			16-QAM	RB15#0	2.697	3.007	9.12
	5 MHz	LCH	QPSK	RB25#0	4.508	4.965	9.13
			16-QAM	RB25#0	4.495	4.969	9.14
		MCH	QPSK	RB25#0	4.5	4.975	9.15
			16-QAM	RB25#0	4.515	4.971	9.16
		HCH	QPSK	RB25#0	4.494	4.956	9.17
			16-QAM	RB25#0	4.499	4.969	9.18
	10 MHz	LCH	QPSK	RB50#0	8.976	9.855	9.19
			16-QAM	RB50#0	8.977	9.795	9.20
		MCH	QPSK	RB50#0	8.965	9.785	9.21
			16-QAM	RB50#0	8.967	9.822	9.22
		HCH	QPSK	RB50#0	8.976	9.837	9.23
			16-QAM	RB50#0	8.964	9.858	9.24
	15 MHz	LCH	QPSK	RB75#0	13.43	14.714	9.25
			16-QAM	RB75#0	13.463	14.687	9.26
		MCH	QPSK	RB75#0	13.423	14.693	9.27
			16-QAM	RB75#0	13.448	14.699	9.28
		HCH	QPSK	RB75#0	13.432	14.701	9.29
			16-QAM	RB75#0	13.45	14.746	9.30
	20 MHz	LCH	QPSK	RB100#0	17.898	19.415	9.31
			16-QAM	RB100#0	17.905	19.522	9.32
		MCH	QPSK	RB100#0	17.907	19.481	9.33
			16-QAM	RB100#0	17.924	19.49	9.34
		HCH	QPSK	RB100#0	17.97	19.675	9.35
			16-QAM	RB100#0	17.925	19.55	9.36

Test Band	Test Bandwidth	Test Channel	Test Mode	Test RB (Size#Offset)	Measured 99% Occupied Bandwidth (MHz)	Measured -26 dB Occupied Bandwidth (MHz)	Refer to Plot ^{Note2}
Band 5	1.4 MHz	LCH	QPSK	RB6#0	1.083	1.239	10.1
			16-QAM	RB6#0	1.088	1.241	10.2
		MCH	QPSK	RB6#0	1.086	1.238	10.3
			16-QAM	RB6#0	1.085	1.227	10.4
		HCH	QPSK	RB6#0	1.091	1.226	10.5
			16-QAM	RB6#0	1.089	1.228	10.6
	3 MHz	LCH	QPSK	RB15#0	2.699	3.007	10.7
			16-QAM	RB15#0	2.699	3.01	10.8
		MCH	QPSK	RB15#0	2.7	3	10.9
			16-QAM	RB15#0	2.699	3.004	10.10
		HCH	QPSK	RB15#0	2.7	3.011	10.11
			16-QAM	RB15#0	2.696	3.011	10.12
	5 MHz	LCH	QPSK	RB25#0	4.508	5	10.13
			16-QAM	RB25#0	4.497	4.948	10.14
		MCH	QPSK	RB25#0	4.505	4.972	10.15
			16-QAM	RB25#0	4.513	4.988	10.16
		HCH	QPSK	RB25#0	4.491	4.947	10.17
			16-QAM	RB25#0	4.503	4.99	10.18
	10 MHz	LCH	QPSK	RB50#0	8.975	9.886	10.19
			16-QAM	RB50#0	8.968	9.801	10.20
		MCH	QPSK	RB50#0	8.961	9.841	10.21
			16-QAM	RB50#0	8.965	9.849	10.22
		HCH	QPSK	RB50#0	8.961	9.828	10.23
			16-QAM	RB50#0	8.962	9.817	10.24

Test Band	Test Bandwidth	Test Channel	Test Mode	Test RB (Size#Offset)	Measured 99% Occupied Bandwidth (MHz)	Measured -26 dB Occupied Bandwidth (MHz)	Refer to Plot ^{Note2}
Band 7	5 MHz	LCH	QPSK	RB25#0	4.508	4.981	11.1
			16-QAM	RB25#0	4.494	4.986	11.2
		MCH	QPSK	RB25#0	4.495	5.002	11.3
			16-QAM	RB25#0	4.505	4.968	11.4
		HCH	QPSK	RB25#0	4.495	4.959	11.5
			16-QAM	RB25#0	4.506	4.968	11.6
	10 MHz	LCH	QPSK	RB50#0	8.994	9.897	11.7
			16-QAM	RB50#0	8.989	9.757	11.8
		MCH	QPSK	RB50#0	8.98	9.898	11.9
			16-QAM	RB50#0	8.966	9.858	11.10
		HCH	QPSK	RB50#0	8.99	9.853	11.11
			16-QAM	RB50#0	8.981	9.862	11.12
	15 MHz	LCH	QPSK	RB75#0	13.463	14.684	11.13
			16-QAM	RB75#0	13.461	14.692	11.14
		MCH	QPSK	RB75#0	13.437	14.698	11.15
			16-QAM	RB75#0	13.463	14.689	11.16
		HCH	QPSK	RB75#0	13.48	14.799	11.17
			16-QAM	RB75#0	13.501	14.714	11.18
	20 MHz	LCH	QPSK	RB100#0	17.931	19.399	11.19
			16-QAM	RB100#0	17.942	19.565	11.20
		MCH	QPSK	RB100#0	17.98	19.477	11.21
			16-QAM	RB100#0	17.973	19.536	11.22
		HCH	QPSK	RB100#0	18.003	19.71	11.23
			16-QAM	RB100#0	17.945	19.51	11.24

Test Band	Test Bandwidth	Test Channel	Test Mode	Test RB (Size#Offset)	Measured 99% Occupied Bandwidth (MHz)	Measured -26 dB Occupied Bandwidth (MHz)	Refer to Plot ^{Note2}
Band 12	1.4 MHz	LCH	QPSK	RB6#0	1.082	1.233	12.1
			16-QAM	RB6#0	1.089	1.239	12.2
		MCH	QPSK	RB6#0	1.085	1.239	12.3
			16-QAM	RB6#0	1.081	1.226	12.4
		HCH	QPSK	RB6#0	1.089	1.222	12.5
			16-QAM	RB6#0	1.085	1.228	12.6
	3 MHz	LCH	QPSK	RB15#0	2.7	3.009	12.7
			16-QAM	RB15#0	2.7	3.025	12.8
		MCH	QPSK	RB15#0	2.701	3.01	12.9
			16-QAM	RB15#0	2.697	3	12.10
		HCH	QPSK	RB15#0	2.702	3.016	12.11
			16-QAM	RB15#0	2.691	3.019	12.12
	5 MHz	LCH	QPSK	RB25#0	4.507	4.976	12.13
			16-QAM	RB25#0	4.494	4.986	12.14
		MCH	QPSK	RB25#0	4.494	4.964	12.15
			16-QAM	RB25#0	4.501	4.959	12.16
		HCH	QPSK	RB25#0	4.485	4.946	12.17
			16-QAM	RB25#0	4.493	4.976	12.18
	10 MHz	LCH	QPSK	RB50#0	8.953	9.819	12.19
			16-QAM	RB50#0	8.965	9.794	12.20
		MCH	QPSK	RB50#0	8.958	9.778	12.21
			16-QAM	RB50#0	8.955	9.774	12.22
		HCH	QPSK	RB50#0	8.935	9.766	12.23
			16-QAM	RB50#0	8.928	9.812	12.24

Test Band	Test Bandwidth	Test Channel	Test Mode	Test RB (Size#Offset)	Measured 99% Occupied Bandwidth (MHz)	Measured -26 dB Occupied Bandwidth (MHz)	Refer to Plot ^{Note2}
Band 13	5 MHz	LCH	QPSK	RB25#0	4.507	4.96	13.1
			16-QAM	RB25#0	4.492	4.971	13.2
		MCH	QPSK	RB25#0	4.498	4.957	13.3
			16-QAM	RB25#0	4.516	4.979	13.4
		HCH	QPSK	RB25#0	4.495	4.937	13.5
			16-QAM	RB25#0	4.513	4.997	13.6
	10 MHz	MCH	QPSK	RB50#0	8.971	9.834	13.7
			16-QAM	RB50#0	8.954	9.78	13.8

Test Band	Test Bandwidth	Test Channel	Test Mode	Test RB (Size#Offset)	Measured 99% Occupied Bandwidth (MHz)	Measured -26 dB Occupied Bandwidth (MHz)	Refer to Plot ^{Note2}
Band 17	5 MHz	LCH	QPSK	RB25#0	4.503	4.976	14.1
			16-QAM	RB25#0	4.497	4.959	14.2
		MCH	QPSK	RB25#0	4.503	4.971	14.3
			16-QAM	RB25#0	4.507	4.957	14.4
		HCH	QPSK	RB25#0	4.485	4.944	14.5
			16-QAM	RB25#0	4.489	4.956	14.6
	10 MHz	LCH	QPSK	RB50#0	8.965	9.892	14.7
			16-QAM	RB50#0	8.977	9.76	14.8
		MCH	QPSK	RB50#0	8.932	9.793	14.9
			16-QAM	RB50#0	8.943	9.751	14.10
		HCH	QPSK	RB50#0	8.945	9.821	14.11
			16-QAM	RB50#0	8.931	9.813	14.12

Test Band	Test Bandwidth	Test Channel	Test Mode	Test RB (Size#Offset)	Measured 99% Occupied Bandwidth (MHz)	Measured -26 dB Occupied Bandwidth (MHz)	Refer to Plot ^{Note2}
Band 26 (Part22)	1.4 MHz	LCH	QPSK	RB6#0	1.085	1.23	15.1
			16-QAM	RB6#0	1.087	1.234	15.2
		MCH	QPSK	RB6#0	1.086	1.233	15.3
			16-QAM	RB6#0	1.081	1.227	15.4
		HCH	QPSK	RB6#0	1.087	1.224	15.5
			16-QAM	RB6#0	1.086	1.232	15.6
	3 MHz	LCH	QPSK	RB15#0	2.699	3.008	15.7
			16-QAM	RB15#0	2.697	3.034	15.8
		MCH	QPSK	RB15#0	2.697	2.998	15.9
			16-QAM	RB15#0	2.698	3.002	15.10
		HCH	QPSK	RB15#0	2.7	3.011	15.11
			16-QAM	RB15#0	2.697	3.022	15.12
	5 MHz	LCH	QPSK	RB25#0	4.509	4.995	15.13
			16-QAM	RB25#0	4.494	4.963	15.14
		MCH	QPSK	RB25#0	4.503	4.994	15.15
			16-QAM	RB25#0	4.51	4.957	15.16
		HCH	QPSK	RB25#0	4.494	4.948	15.17
			16-QAM	RB25#0	4.51	4.981	15.18
	10 MHz	LCH	QPSK	RB50#0	8.98	9.915	15.19
			16-QAM	RB50#0	8.973	9.811	15.20
		MCH	QPSK	RB50#0	8.949	9.818	15.21
			16-QAM	RB50#0	8.968	9.845	15.22
		HCH	QPSK	RB50#0	8.951	9.84	15.23
			16-QAM	RB50#0	8.953	9.825	15.24
	15 MHz	LCH	QPSK	RB75#0	13.449	14.713	15.25
			16-QAM	RB75#0	13.45	14.591	15.26
		MCH	QPSK	RB75#0	13.439	14.709	15.27
			16-QAM	RB75#0	13.44	14.711	15.28
		HCH	QPSK	RB75#0	13.428	14.672	15.29
			16-QAM	RB75#0	13.432	14.632	15.30

Test Band	Test Bandwidth	Test Channel	Test Mode	Test RB (Size#Offset)	Measured 99% Occupied Bandwidth (MHz)	Measured -26 dB Occupied Bandwidth (MHz)	Refer to Plot ^{Note2}
Band 26 (Part90)	1.4 MHz	LCH	QPSK	RB6#0	1.086	1.233	16.1
			16-QAM	RB6#0	1.088	1.233	16.2
		MCH	QPSK	RB6#0	1.086	1.237	16.3
			16-QAM	RB6#0	1.083	1.226	16.4
		HCH	QPSK	RB6#0	1.09	1.224	16.5
			16-QAM	RB6#0	1.089	1.227	16.6
	3 MHz	LCH	QPSK	RB15#0	2.702	3.013	16.7
			16-QAM	RB15#0	2.701	3.01	16.8
		MCH	QPSK	RB15#0	2.706	2.984	16.9
			16-QAM	RB15#0	2.698	3.004	16.10
		HCH	QPSK	RB15#0	2.697	3.008	16.11
			16-QAM	RB15#0	2.695	3.008	16.12
	5 MHz	LCH	QPSK	RB25#0	4.513	5.008	16.13
			16-QAM	RB25#0	4.504	4.985	16.14
		MCH	QPSK	RB25#0	4.498	4.975	16.15
			16-QAM	RB25#0	4.512	4.991	16.16
		HCH	QPSK	RB25#0	4.494	4.95	16.17
			16-QAM	RB25#0	4.502	4.984	16.18
	10 MHz	MCH	QPSK	RB50#0	8.987	9.861	16.19
			16-QAM	RB50#0	8.99	9.821	16.20

Test Band	Test Bandwidth	Test Channel	Test Mode	Test RB (Size#Offset)	Measured 99% Occupied Bandwidth (MHz)	Measured -26 dB Occupied Bandwidth (MHz)	Refer to Plot ^{Note2}
Band 38	5 MHz	LCH	QPSK	RB25#0	4.502	5	17.1
			16-QAM	RB25#0	4.51	5.289	17.2
		MCH	QPSK	RB25#0	4.509	4.987	17.3
			16-QAM	RB25#0	4.502	5.128	17.4
		HCH	QPSK	RB25#0	4.499	5.054	17.5
			16-QAM	RB25#0	4.511	5.157	17.6
	10 MHz	LCH	QPSK	RB50#0	8.995	10.19	17.7
			16-QAM	RB50#0	8.994	9.803	17.8
		MCH	QPSK	RB50#0	9.004	10.566	17.9
			16-QAM	RB50#0	8.971	10.556	17.10
		HCH	QPSK	RB50#0	9.004	10.144	17.11
			16-QAM	RB50#0	9.002	10.79	17.12
	15 MHz	LCH	QPSK	RB75#0	13.472	14.876	17.13
			16-QAM	RB75#0	13.489	15.083	17.14
		MCH	QPSK	RB75#0	13.446	15.593	17.15
			16-QAM	RB75#0	13.532	16.098	17.16
		HCH	QPSK	RB75#0	13.454	15.562	17.17
			16-QAM	RB75#0	13.507	15.151	17.18
	20 MHz	LCH	QPSK	RB100#0	18.02	20.794	17.19
			16-QAM	RB100#0	17.947	20.058	17.20
		MCH	QPSK	RB100#0	17.925	19.532	17.21
			16-QAM	RB100#0	17.962	21.649	17.22
		HCH	QPSK	RB100#0	17.973	20.277	17.23
			16-QAM	RB100#0	17.942	20.218	17.24

Test Band	Test Bandwidth	Test Channel	Test Mode	Test RB (Size#Offset)	Measured 99% Occupied Bandwidth (MHz)	Measured -26 dB Occupied Bandwidth (MHz)	Refer to Plot ^{Note2}
Band 41	5 MHz	LCH	QPSK	RB25#0	4.502	4.994	18.1
			16-QAM	RB25#0	4.516	5.425	18.2
		MCH	QPSK	RB25#0	4.509	5.005	18.3
			16-QAM	RB25#0	4.501	5.141	18.4
		HCH	QPSK	RB25#0	4.497	5.069	18.5
			16-QAM	RB25#0	4.512	5.216	18.6
	10 MHz	LCH	QPSK	RB50#0	8.988	10.176	18.7
			16-QAM	RB50#0	8.99	9.887	18.8
		MCH	QPSK	RB50#0	8.981	10.501	18.9
			16-QAM	RB50#0	8.979	10.576	18.10
		HCH	QPSK	RB50#0	8.994	10.271	18.11
			16-QAM	RB50#0	8.999	10.553	18.12
	15 MHz	LCH	QPSK	RB75#0	13.498	14.913	18.13
			16-QAM	RB75#0	13.476	15.21	18.14
		MCH	QPSK	RB75#0	13.445	15.397	18.15
			16-QAM	RB75#0	13.534	16.031	18.16
		HCH	QPSK	RB75#0	13.452	15.457	18.17
			16-QAM	RB75#0	13.51	15.717	18.18
	20 MHz	LCH	QPSK	RB100#0	17.994	20.492	18.19
			16-QAM	RB100#0	17.938	20.227	18.20
		MCH	QPSK	RB100#0	17.927	19.56	18.21
			16-QAM	RB100#0	17.963	21.09	18.22
		HCH	QPSK	RB100#0	17.961	20.117	18.23
			16-QAM	RB100#0	17.921	20.082	18.24

Test Band	Test Bandwidth	Test Channel	Test Mode	Test RB (Size#Offset)	Measured 99% Occupied Bandwidth (MHz)	Measured -26 dB Occupied Bandwidth (MHz)	Refer to Plot ^{Note2}
Band 66	1.4 MHz	LCH	QPSK	RB6#0	1.082	1.24	19.1
			16-QAM	RB6#0	1.09	1.232	19.2
		MCH	QPSK	RB6#0	1.086	1.236	19.3
			16-QAM	RB6#0	1.081	1.227	19.4
		HCH	QPSK	RB6#0	1.09	1.22	19.5
			16-QAM	RB6#0	1.086	1.218	19.6
	3 MHz	LCH	QPSK	RB15#0	2.695	3.005	19.7
			16-QAM	RB15#0	2.698	3.01	19.8
		MCH	QPSK	RB15#0	2.704	2.988	19.9
			16-QAM	RB15#0	2.697	3.008	19.10
		HCH	QPSK	RB15#0	2.7	2.991	19.11
			16-QAM	RB15#0	2.697	3.022	19.12
	5 MHz	LCH	QPSK	RB25#0	4.512	4.964	19.13
			16-QAM	RB25#0	4.499	4.915	19.14
		MCH	QPSK	RB25#0	4.5	4.975	19.15
			16-QAM	RB25#0	4.508	4.958	19.16
		HCH	QPSK	RB25#0	4.498	4.967	19.17
			16-QAM	RB25#0	4.502	4.985	19.18
	10 MHz	LCH	QPSK	RB50#0	8.977	9.848	19.19
			16-QAM	RB50#0	8.97	9.805	19.20
		MCH	QPSK	RB50#0	8.974	9.866	19.21
			16-QAM	RB50#0	8.961	9.817	19.22
		HCH	QPSK	RB50#0	8.974	9.794	19.23
			16-QAM	RB50#0	8.965	9.856	19.24
	15 MHz	LCH	QPSK	RB75#0	13.452	14.725	19.25
			16-QAM	RB75#0	13.45	14.642	19.26
		MCH	QPSK	RB75#0	13.429	14.639	19.27
			16-QAM	RB75#0	13.443	14.706	19.28
		HCH	QPSK	RB75#0	13.421	14.731	19.29
			16-QAM	RB75#0	13.46	14.771	19.30
	20 MHz	LCH	QPSK	RB100#0	17.912	19.415	19.31
			16-QAM	RB100#0	17.884	19.499	19.32
		MCH	QPSK	RB100#0	17.908	19.522	19.33
			16-QAM	RB100#0	17.929	19.727	19.34
		HCH	QPSK	RB100#0	17.94	19.637	19.35
			16-QAM	RB100#0	17.903	19.48	19.36

Test Channel	Modulation	PCC RB		SCC RB		Measured 99% Occupied Bandwidth (MHz)	Measured -26 dB Occupied Bandwidth (MHz)	Refer to Plot ^{Note2}
		Size	Offset	Size	Offset			
CA_7C								
10MHz+20MHz								
Mid	QPSK	50	0	100	0	27.95	29.78	20.1
	16-QAM	50	0	100	0	27.88	29.58	20.2
20MHz+10MHz								
Mid	QPSK	100	0	50	0	27.96	29.78	20.3
	16-QAM	100	0	50	0	27.92	29.69	20.4
15MHz+15MHz								
Mid	QPSK	75	0	75	0	28.51	30.46	20.5
	16-QAM	75	0	75	0	28.55	30.38	20.6
15MHz+20MHz								
Mid	QPSK	75	0	100	0	32.9	35.05	20.7
	16-QAM	75	0	100	0	32.78	34.9	20.8
20MHz+15MHz								
Mid	QPSK	100	0	75	0	32.82	35.04	20.9
	16-QAM	100	0	75	0	32.84	34.91	20.10
20MHz+20MHz								
Mid	QPSK	100	0	100	0	37.77	40.03	20.11
	16-QAM	100	0	100	0	37.72	40.22	20.12

Test Channel	Modulation	PCC RB		SCC RB		Measured 99% Occupied Bandwidth (MHz)	Measured -26 dB Occupied Bandwidth (MHz)	Refer to Plot ^{Note2}
		Size	Offset	Size	Offset			
CA_38C								
15MHz+15MHz								
Mid	QPSK	75	0	75	0	28.41	31.87	21.1
	16-QAM	75	0	75	0	28.36	31.14	21.2
20MHz+20MHz								
Mid	QPSK	100	0	100	0	37.74	44.64	21.3
	16-QAM	100	0	100	0	37.63	43.21	21.4

Test Channel	Modulation	PCC RB		SCC RB		Measured 99% Occupied Bandwidth (MHz)	Measured -26 dB Occupied Bandwidth (MHz)	Refer to Plot ^{Note2}
		Size	Offset	Size	Offset			
CA_41C								
5MHz+20MHz								
Mid	QPSK	25	0	100	0	23.01	25.5	22.1
	16-QAM	25	0	100	0	22.98	25.43	22.2
20MHz+5MHz								
Mid	QPSK	100	0	25	0	23.03	25.37	22.3
	16-QAM	100	0	25	0	22.98	24.81	22.4
10MHz+20MHz								
Mid	QPSK	50	0	100	0	27.87	31.04	22.5
	16-QAM	50	0	100	0	27.84	30.64	22.6
20MHz+10MHz								
Mid	QPSK	100	0	50	0	27.91	31.52	22.7
	16-QAM	100	0	50	0	27.81	30.16	22.8
15MHz+15MHz								
Mid	QPSK	75	0	75	0	28.48	33.19	22.9
	16-QAM	75	0	75	0	28.52	32.34	22.10
15MHz+20MHz								
Mid	QPSK	75	0	100	0	32.76	37.1	22.11
	16-QAM	75	0	100	0	32.73	38.1	22.12
20MHz+15MHz								
Mid	QPSK	100	0	75	0	32.8	39.02	22.13
	16-QAM	100	0	75	0	32.74	35.97	22.14
20MHz+20MHz								
Mid	QPSK	100	0	100	0	37.75	41.74	22.15
	16-QAM	100	0	100	0	37.69	44.91	22.16

NR Mode Test Data

Test Band	NR Test Bandwidth	Test Channel	Test Mode	NR UL RB No.	NR UL RB Pos.	Measured 99% Occupied Bandwidth (MHz)	Measured -26 dB Occupied Bandwidth (MHz)	Verdict	Refer to Plot ^{Note2}
n5	5 MHz	LCH	PI/2 BPSK	25	0	4.516636	4.969243	Pass	23.1
			QPSK	25	0	4.481395	4.985281	Pass	23.2
		MC H	PI/2 BPSK	25	0	4.512562	4.960018	Pass	23.3
			QPSK	25	0	4.494372	5.020574	Pass	23.4
		HCH	PI/2 BPSK	25	0	4.521599	5.000565	Pass	23.5
			QPSK	25	0	4.480461	4.970343	Pass	23.6
	15 MHz	LCH	PI/2 BPSK	75	0	13.46008	14.44604	Pass	23.7
			QPSK	75	0	13.44181	14.41136	Pass	23.8
		MC H	PI/2 BPSK	75	0	13.44672	14.46448	Pass	23.9
			QPSK	75	0	13.43269	14.38046	Pass	23.10
		HCH	PI/2 BPSK	75	0	13.43415	14.43661	Pass	23.11
			QPSK	75	0	13.42208	14.3726	Pass	23.12
	20 MHz	LCH	PI/2 BPSK	100	0	17.8122	18.89008	Pass	23.13
			QPSK	100	0	17.85669	18.90526	Pass	23.14
		MC H	PI/2 BPSK	100	0	17.79149	18.88525	Pass	23.15
			QPSK	100	0	17.85812	18.89705	Pass	23.16
		HCH	PI/2 BPSK	100	0	17.76458	18.8238	Pass	23.17
			QPSK	100	0	17.83016	18.90104	Pass	23.18
n7	5 MHz	LCH	PI/2 BPSK	25	0	4.512779	4.955552	Pass	24.1
			QPSK	25	0	4.482612	4.985523	Pass	24.2
		MC H	PI/2 BPSK	25	0	4.51428	4.953538	Pass	24.3
			QPSK	25	0	4.482926	5.030074	Pass	24.4
		HCH	PI/2 BPSK	25	0	4.5077	4.941473	Pass	24.5
			QPSK	25	0	4.489131	4.997691	Pass	24.6
	15 MHz	LCH	PI/2 BPSK	75	0	13.46812	14.4192	Pass	24.7
			QPSK	75	0	13.45849	14.39151	Pass	24.8
		MC H	PI/2 BPSK	75	0	13.4732	14.46726	Pass	24.9
			QPSK	75	0	13.45961	14.42653	Pass	24.10
		HCH	PI/2 BPSK	75	0	13.47989	14.46845	Pass	24.11
			QPSK	75	0	13.47547	14.43976	Pass	24.12
	20 MHz	LCH	PI/2 BPSK	100	0	17.82307	18.91412	Pass	24.13
			QPSK	100	0	17.87407	18.89114	Pass	24.14
		MC H	PI/2 BPSK	100	0	17.85697	18.88317	Pass	24.15
			QPSK	100	0	17.92633	18.9126	Pass	24.16
		HCH	PI/2 BPSK	100	0	17.83686	18.88127	Pass	24.17
			QPSK	100	0	17.88347	18.86151	Pass	24.18
n38	20 MHz	LCH	PI/2 BPSK	50	0	17.90415	19.18218	Pass	25.1
			QPSK	50	0	17.88188	19.13952	Pass	25.2
		MC	PI/2 BPSK	50	0	17.889	19.14454	Pass	25.3

Test Band	NR Test Bandwidth	Test Channel	Test Mode	NR UL RB No.	NR UL RB Pos.	Measured 99% Occupied Bandwidth (MHz)	Measured -26 dB Occupied Bandwidth (MHz)	Verdict	Refer to Plot ^{Note2}	
		H	QPSK	50	0	17.86345	19.22803	Pass	25.4	
		HCH	PI/2 BPSK	50	0	17.89351	19.2432	Pass	25.5	
	QPSK		50	0	17.88293	19.24372	Pass	25.6		
	30 MHz	LCH	PI/2 BPSK	75	0	27.06811	29.32037	Pass	25.7	
			QPSK	75	0	27.09651	29.42255	Pass	25.8	
		MC H	PI/2 BPSK	75	0	27.06565	29.40899	Pass	25.9	
			QPSK	75	0	27.11026	29.43327	Pass	25.10	
		HCH	PI/2 BPSK	75	0	27.02724	29.41629	Pass	25.11	
			QPSK	75	0	27.09517	29.48855	Pass	25.12	
	40 MHz	LCH	PI/2 BPSK	100	0	35.93775	38.49083	Pass	25.13	
			QPSK	100	0	35.87069	38.54588	Pass	25.14	
		MC H	PI/2 BPSK	100	0	35.93271	38.4066	Pass	25.15	
			QPSK	100	0	35.86314	38.46699	Pass	25.16	
		HCH	PI/2 BPSK	100	0	35.89394	38.36742	Pass	25.17	
			QPSK	100	0	35.84705	38.44251	Pass	25.18	
	n41	20 MHz	LCH	PI/2 BPSK	50	0	17.91315	19.3725	Pass	26.1
				QPSK	50	0	17.87933	19.28056	Pass	26.2
			MC H	PI/2 BPSK	50	0	17.90137	19.28132	Pass	26.3
QPSK				50	0	17.88554	19.36407	Pass	26.4	
HCH			PI/2 BPSK	50	0	17.88169	19.32688	Pass	26.5	
			QPSK	50	0	17.87246	19.26862	Pass	26.6	
60 MHz		LCH	PI/2 BPSK	162	0	57.69926	60.75323	Pass	26.7	
			QPSK	162	0	57.7652	60.7081	Pass	26.8	
		MC H	PI/2 BPSK	162	0	57.71578	60.79791	Pass	26.9	
			QPSK	162	0	57.64636	60.56594	Pass	26.10	
		HCH	PI/2 BPSK	162	0	57.61134	60.63948	Pass	26.11	
			QPSK	162	0	57.9275	60.8263	Pass	26.12	
100 MHz		LCH	PI/2 BPSK	270	0	95.83442	99.44071	Pass	26.13	
			QPSK	270	0	96.12967	99.4834	Pass	26.14	
		MC H	PI/2 BPSK	270	0	95.93246	99.63847	Pass	26.15	
			QPSK	270	0	96.12971	99.66385	Pass	26.16	
		HCH	PI/2 BPSK	270	0	96.11197	99.68911	Pass	26.17	
			QPSK	270	0	96.25008	99.72566	Pass	26.18	
n66	5 MHz	LCH	PI/2 BPSK	25	0	4.503717	4.920113	Pass	27.1	
			QPSK	25	0	4.474466	4.985206	Pass	27.2	
		MC H	PI/2 BPSK	25	0	4.503909	4.925813	Pass	27.3	
			QPSK	25	0	4.474936	4.994512	Pass	27.4	
		HCH	PI/2 BPSK	25	0	4.503703	4.944923	Pass	27.5	
			QPSK	25	0	4.478609	4.997665	Pass	27.6	
	15 MHz	LCH	PI/2 BPSK	75	0	13.45118	14.45106	Pass	27.7	

Test Band	NR Test Bandwidth	Test Channel	Test Mode	NR UL RB No.	NR UL RB Pos.	Measured 99% Occupied Bandwidth (MHz)	Measured -26 dB Occupied Bandwidth (MHz)	Verdict	Refer to Plot ^{Note2}	
			QPSK	75	0	13.43801	14.3831	Pass	27.8	
		MC H	PI/2 BPSK	75	0	13.46582	14.43146	Pass	27.9	
			QPSK	75	0	13.43928	14.41473	Pass	27.10	
		HCH	PI/2 BPSK	75	0	13.44816	14.4413	Pass	27.11	
	QPSK		75	0	13.43122	14.44361	Pass	27.12		
	20 MHz	LCH	PI/2 BPSK	100	0	17.80484	18.83252	Pass	27.13	
			QPSK	100	0	17.8468	18.90748	Pass	27.14	
		MC H	PI/2 BPSK	100	0	17.82044	18.86677	Pass	27.15	
			QPSK	100	0	17.86137	18.90265	Pass	27.16	
		HCH	PI/2 BPSK	100	0	17.87296	18.88914	Pass	27.17	
			QPSK	100	0	17.87877	18.88802	Pass	27.18	
	DC_2 A_n7 A	20MHz(LTE) +5MHz(NR)	LCH	PI/2 BPSK	25	0	4.510633	4.946229	Pass	28.1
				QPSK	25	0	4.470362	4.970494	Pass	28.2
			MC H	PI/2 BPSK	25	0	4.510263	4.948525	Pass	28.3
QPSK				25	0	4.476557	4.976894	Pass	28.4	
HCH			PI/2 BPSK	25	0	4.510043	4.938684	Pass	28.5	
			QPSK	25	0	4.486891	4.980839	Pass	28.6	
20MHz(LTE) +15MHz(NR)		LCH	PI/2 BPSK	75	0	13.46244	14.42232	Pass	28.7	
			QPSK	75	0	13.43432	14.41522	Pass	28.8	
		MC H	PI/2 BPSK	75	0	13.44356	14.39423	Pass	28.9	
			QPSK	75	0	13.4417	14.37654	Pass	28.10	
		HCH	PI/2 BPSK	75	0	13.4424	14.43024	Pass	28.11	
			QPSK	75	0	13.43055	14.39934	Pass	28.12	
20MHz(LTE) +20MHz(NR)		LCH	PI/2 BPSK	100	0	17.8219	18.89976	Pass	28.13	
			QPSK	100	0	17.84978	18.85665	Pass	28.14	
		MC H	PI/2 BPSK	100	0	17.82158	18.87046	Pass	28.15	
			QPSK	100	0	17.87009	18.8988	Pass	28.16	
		HCH	PI/2 BPSK	100	0	17.82263	18.87739	Pass	28.17	
			QPSK	100	0	17.8454	18.89995	Pass	28.18	
DC_5 A_n7 A		10MHz(LTE) +5MHz(NR)	LCH	PI/2 BPSK	25	0	4.512999	4.952112	Pass	29.1
				QPSK	25	0	4.478616	4.961165	Pass	29.2
			MC H	PI/2 BPSK	25	0	4.506706	4.941129	Pass	29.3
				QPSK	25	0	4.484584	4.983772	Pass	29.4
			HCH	PI/2 BPSK	25	0	4.505785	4.942927	Pass	29.5
				QPSK	25	0	4.482019	4.981602	Pass	29.6
	10MHz(LTE) +15MHz(NR)	LCH	PI/2 BPSK	75	0	13.45877	14.42018	Pass	29.7	
			QPSK	75	0	13.43885	14.39798	Pass	29.8	
		MC H	PI/2 BPSK	75	0	13.44345	14.41377	Pass	29.9	
			QPSK	75	0	13.43476	14.38551	Pass	29.10	
		HCH	PI/2 BPSK	75	0	13.45713	14.42939	Pass	29.11	

Test Band	NR Test Bandwidth	Test Channel	Test Mode	NR UL RB No.	NR UL RB Pos.	Measured 99% Occupied Bandwidth (MHz)	Measured -26 dB Occupied Bandwidth (MHz)	Verdict	Refer to Plot ^{Note2}
	10MHz(LTE) +20MHz(NR)	LCH	QPSK	75	0	13.43836	14.42002	Pass	29.12
			PI/2 BPSK	100	0	17.8122	18.91534	Pass	29.13
		MC H	QPSK	100	0	17.86715	18.90483	Pass	29.14
			PI/2 BPSK	100	0	17.82282	18.86837	Pass	29.15
		HCH	QPSK	100	0	17.85177	18.87559	Pass	29.16
			PI/2 BPSK	100	0	17.81815	18.89854	Pass	29.17
DC_5 A_n66 A	10MHz(LTE) +5MHz(NR)	LCH	PI/2 BPSK	25	0	4.497473	4.924733	Pass	30.1
			QPSK	25	0	4.475929	4.987872	Pass	30.2
		MC H	PI/2 BPSK	25	0	4.493277	4.93062	Pass	30.3
			QPSK	25	0	4.477	4.988935	Pass	30.4
	HCH	PI/2 BPSK	25	0	4.491459	4.953534	Pass	30.5	
		QPSK	25	0	4.484435	4.99752	Pass	30.6	
	10MHz(LTE) +20MHz(NR)	LCH	PI/2 BPSK	100	0	17.85556	18.81902	Pass	30.7
			QPSK	100	0	17.83001	18.89122	Pass	30.8
		MC H	PI/2 BPSK	100	0	17.86899	18.90896	Pass	30.9
			QPSK	100	0	17.85164	18.89019	Pass	30.10
	HCH	PI/2 BPSK	100	0	17.91234	18.95541	Pass	30.11	
		QPSK	100	0	17.89016	18.89952	Pass	30.12	
10MHz(LTE) +30MHz(NR)	LCH	PI/2 BPSK	160	0	28.80605	30.9829	Pass	30.13	
		QPSK	160	0	28.92811	31.10684	Pass	30.14	
	MC H	PI/2 BPSK	160	0	28.77426	30.91869	Pass	30.15	
		QPSK	160	0	28.87476	31.03979	Pass	30.16	
HCH	PI/2 BPSK	160	0	28.92453	31.02084	Pass	30.17		
	QPSK	160	0	29.0651	31.14415	Pass	30.18		
DC_7 A_n5 A	20MHz(LTE) +5MHz(NR)	LCH	PI/2 BPSK	25	0	4.512843	4.959003	Pass	31.1
			QPSK	25	0	4.478804	4.984384	Pass	31.2
		MC H	PI/2 BPSK	25	0	4.506943	4.959126	Pass	31.3
			QPSK	25	0	4.497282	5.026083	Pass	31.4
	HCH	PI/2 BPSK	25	0	4.522532	4.99188	Pass	31.5	
		QPSK	25	0	4.48	4.978962	Pass	31.6	
	20MHz(LTE) +15MHz(NR)	LCH	PI/2 BPSK	75	0	13.45153	14.43222	Pass	31.7
			QPSK	75	0	13.44025	14.38994	Pass	31.8
		MC H	PI/2 BPSK	75	0	13.44045	14.46095	Pass	31.9
			QPSK	75	0	13.43539	14.41144	Pass	31.10
	HCH	PI/2 BPSK	75	0	13.43259	14.40664	Pass	31.11	
		QPSK	75	0	13.42169	14.35979	Pass	31.12	
	20MHz(LTE) +20MHz(NR)	LCH	PI/2 BPSK	100	0	17.80268	18.88579	Pass	31.13
			QPSK	100	0	17.85348	18.91997	Pass	31.14
		MC	PI/2 BPSK	100	0	17.79387	18.85687	Pass	31.15

Test Band	NR Test Bandwidth	Test Channel	Test Mode	NR UL RB No.	NR UL RB Pos.	Measured 99% Occupied Bandwidth (MHz)	Measured -26 dB Occupied Bandwidth (MHz)	Verdict	Refer to Plot ^{Note2}
		H	QPSK	100	0	17.841	18.89239	Pass	31.16
		HCH	PI/2 BPSK	100	0	17.76857	18.86124	Pass	31.17
			QPSK	100	0	17.84563	18.87478	Pass	31.18
DC_7 A_n66 A	20MHz(LTE) +5MHz(NR)	LCH	PI/2 BPSK	25	0	4.493659	4.946444	Pass	32.1
			QPSK	25	0	4.471388	4.982465	Pass	32.2
		MC H	PI/2 BPSK	25	0	4.49242	4.929035	Pass	32.3
			QPSK	25	0	4.476864	4.992595	Pass	32.4
		HCH	PI/2 BPSK	25	0	4.487867	4.945268	Pass	32.5
			QPSK	25	0	4.481014	4.993176	Pass	32.6
	20MHz(LTE) +20MHz(NR)	LCH	PI/2 BPSK	100	0	17.83854	18.81146	Pass	32.7
			QPSK	100	0	17.83997	18.89474	Pass	32.8
		MC H	PI/2 BPSK	100	0	17.87273	18.91206	Pass	32.9
			QPSK	100	0	17.85959	18.88121	Pass	32.10
		HCH	PI/2 BPSK	100	0	17.91264	18.96325	Pass	32.11
			QPSK	100	0	17.92263	18.88334	Pass	32.12
	20MHz(LTE) +30MHz(NR)	LCH	PI/2 BPSK	160	0	28.80442	30.97414	Pass	32.13
			QPSK	160	0	28.92716	31.10772	Pass	32.14
		MC H	PI/2 BPSK	160	0	28.77399	30.90308	Pass	32.15
			QPSK	160	0	28.89969	31.01769	Pass	32.16
		HCH	PI/2 BPSK	160	0	28.94738	31.02622	Pass	32.17
			QPSK	160	0	29.07991	31.14108	Pass	32.18
DC_1 2A_n6 6A	10MHz(LTE) +5MHz(NR)	LCH	PI/2 BPSK	25	0	4.489952	4.908215	Pass	33.1
			QPSK	25	0	4.477556	4.991378	Pass	33.2
		MC H	PI/2 BPSK	25	0	4.49127	4.906724	Pass	33.3
			QPSK	25	0	4.475534	4.983999	Pass	33.4
		HCH	PI/2 BPSK	25	0	4.492521	4.909283	Pass	33.5
			QPSK	25	0	4.470607	4.988117	Pass	33.6
	10MHz(LTE) +20MHz(NR)	LCH	PI/2 BPSK	100	0	17.85194	18.8568	Pass	33.7
			QPSK	100	0	17.82944	18.88387	Pass	33.8
		MC H	PI/2 BPSK	100	0	17.87523	18.91232	Pass	33.9
			QPSK	100	0	17.85088	18.89735	Pass	33.10
		HCH	PI/2 BPSK	100	0	17.9103	18.9729	Pass	33.11
			QPSK	100	0	17.88863	18.88001	Pass	33.12
	10MHz(LTE) +30MHz(NR)	LCH	PI/2 BPSK	160	0	28.79748	30.8867	Pass	33.13
			QPSK	160	0	28.92579	31.07802	Pass	33.14
		MC H	PI/2 BPSK	160	0	28.75964	30.91081	Pass	33.15
			QPSK	160	0	28.89211	31.03372	Pass	33.16
		HCH	PI/2 BPSK	160	0	28.93497	30.98553	Pass	33.17
			QPSK	160	0	29.07221	31.12848	Pass	33.18
DC_2	15MHz(LTE)	LCH	PI/2 BPSK	50	0	17.85471	19.29209	Pass	34.1

Test Band	NR Test Bandwidth	Test Channel	Test Mode	NR UL RB No.	NR UL RB Pos.	Measured 99% Occupied Bandwidth (MHz)	Measured -26 dB Occupied Bandwidth (MHz)	Verdict	Refer to Plot ^{Note2}
6A_n4 1A	+20MHz(NR)		QPSK	50	0	17.89225	19.27141	Pass	34.2
		MC H	PI/2 BPSK	50	0	17.85041	19.20227	Pass	34.3
			QPSK	50	0	17.90335	19.33768	Pass	34.4
		HCH	PI/2 BPSK	50	0	17.85789	19.17255	Pass	34.5
	QPSK		50	0	17.90999	19.3159	Pass	34.6	
	15MHz(LTE) +60MHz(NR)	LCH	PI/2 BPSK	162	0	57.81776	60.80113	Pass	34.7
			QPSK	162	0	57.95471	60.80199	Pass	34.8
		MC H	PI/2 BPSK	162	0	57.8815	60.87739	Pass	34.9
			QPSK	162	0	58.00842	60.76543	Pass	34.10
		HCH	PI/2 BPSK	162	0	57.86646	60.8898	Pass	34.11
			QPSK	162	0	57.9881	60.75331	Pass	34.12
	15MHz(LTE) +100MHz(NR)	LCH	PI/2 BPSK	270	0	96.21756	99.72835	Pass	34.13
			QPSK	270	0	96.20664	99.70641	Pass	34.14
		MC H	PI/2 BPSK	270	0	96.37992	99.80354	Pass	34.15
			QPSK	270	0	96.23295	99.71703	Pass	34.16
		HCH	PI/2 BPSK	270	0	96.2429	99.72585	Pass	34.17
			QPSK	270	0	96.21392	99.74678	Pass	34.18
	DC_6 6A_n5 A	20MHz(LTE) +5MHz(NR)	LCH	PI/2 BPSK	25	0	4.69425	5.352784	Pass
QPSK				25	0	4.673193	5.311635	Pass	35.2
MC H			PI/2 BPSK	25	0	4.699849	5.320173	Pass	35.3
			QPSK	25	0	4.672287	5.373596	Pass	35.4
HCH			PI/2 BPSK	25	0	4.710122	5.375405	Pass	35.5
			QPSK	25	0	4.671541	5.355602	Pass	35.6
20MHz(LTE) +15MHz(NR)		LCH	PI/2 BPSK	75	0	13.45276	14.4297	Pass	35.7
			QPSK	75	0	13.42428	14.3803	Pass	35.8
		MC H	PI/2 BPSK	75	0	13.43752	14.42955	Pass	35.9
			QPSK	75	0	13.4234	14.39169	Pass	35.10
		HCH	PI/2 BPSK	75	0	13.43048	14.40706	Pass	35.11
			QPSK	75	0	13.42671	14.35303	Pass	35.12
20MHz(LTE) +20MHz(NR)		LCH	PI/2 BPSK	100	0	17.81112	18.88147	Pass	35.13
			QPSK	100	0	17.8481	18.90799	Pass	35.14
		MC H	PI/2 BPSK	100	0	17.77774	18.87934	Pass	35.15
			QPSK	100	0	17.81863	18.85242	Pass	35.16
		HCH	PI/2 BPSK	100	0	17.75122	18.80183	Pass	35.17
			QPSK	100	0	17.81284	18.91269	Pass	35.18
DC_6 6A_n7 A	20MHz(LTE) +5MHz(NR)	LCH	PI/2 BPSK	25	0	4.502451	5.036593	Pass	36.1
			QPSK	25	0	4.476314	4.995368	Pass	36.2
		MC H	PI/2 BPSK	25	0	4.502155	5.01678	Pass	36.3
			QPSK	25	0	4.487627	4.96887	Pass	36.4
		HCH	PI/2 BPSK	25	0	4.499764	5.019188	Pass	36.5

Test Band	NR Test Bandwidth	Test Channel	Test Mode	NR UL RB No.	NR UL RB Pos.	Measured 99% Occupied Bandwidth (MHz)	Measured -26 dB Occupied Bandwidth (MHz)	Verdict	Refer to Plot ^{Note2}
			QPSK	25	0	4.484875	4.971071	Pass	36.6
	20MHz(LTE) +15MHz(NR)	LCH	PI/2 BPSK	75	0	13.41355	14.33125	Pass	36.7
			QPSK	75	0	13.45472	14.40518	Pass	36.8
		MC H	PI/2 BPSK	75	0	13.40578	14.38191	Pass	36.9
			QPSK	75	0	13.43647	14.37678	Pass	36.10
		HCH	PI/2 BPSK	75	0	13.4048	14.36973	Pass	36.11
			QPSK	75	0	13.44279	14.41756	Pass	36.12
	20MHz(LTE) +20MHz(NR)	LCH	PI/2 BPSK	100	0	17.87683	18.93524	Pass	36.13
			QPSK	100	0	17.86375	18.89766	Pass	36.14
		MC H	PI/2 BPSK	100	0	17.88425	18.94403	Pass	36.15
			QPSK	100	0	17.87657	18.88043	Pass	36.16
		HCH	PI/2 BPSK	100	0	17.86783	18.89092	Pass	36.17
			QPSK	100	0	17.87967	18.90444	Pass	36.18

A.4 Frequency Stability

GSM 850

Test Conditions		Frequency Deviation						Verdict
Power (VDC)	Temperature (°C)	LCH 824.2 MHz		MCH 836.6 MHz		HCH 848.8 MHz		
		Value (Hz)	Limits (Hz)	Value (Hz)	Limits (Hz)	Value (Hz)	Limits (Hz)	
3.87	-30	10.17	±2060.5	10.36	±2091.5	14.53	±2122	Pass
	-20	11.66		8.59		12.66		
	-10	9.27		9.59		9.62		
	0	11.78		12.66		13.01		
	+10	10.82		10.75		13.59		
	+20	12.66		7.49		12.69		
	+25	10.11		11.53		12.91		
	+30	11.36		14.63		16.11		
	+40	10.3		9.56		9.72		
	+50	11.4		14.92		13.24		
4.45	+25	8.52		9.1		9.62		
3.4	+25	10.3		13.4		12.11		

GSM 1900

Test Conditions		Frequency Deviation						Verdict
Power (VDC)	Temperature (°C)	LCH 1850.2 MHz		MCH 1880 MHz		HCH 1909.8 MHz		
		Value (Hz)	Limits (Hz)	Value (Hz)	Limits (Hz)	Value (Hz)	Limits (Hz)	
3.87	-30	-4.94	±4625.5	6.3	±4700.0	9.49	±4774.5	Pass
	-20	9.91		-5.2		13.27		
	-10	-7.14		4.97		18.34		
	0	-7.2		4.81		9.3		
	+10	9.43		-8.43		11.43		
	+20	9.17		-4.97		13.11		
	+25	-5.13		6.94		10.82		
	+30	-9.1		4.16		12.17		
	+40	10.65		8.07		7.3		
	+50	-8.1		-6.1		9.98		
4.45	+25	5.13		4.2		9.65		
3.4	+25	6.2		7.88		13.24		

GPRS 850

Test Conditions		Frequency Deviation						Verdict
Power (VDC)	Temperature (°C)	LCH 824.2 MHz		MCH 836.6 MHz		HCH 848.8 MHz		
		Value (Hz)	Limits (Hz)	Value (Hz)	Limits (Hz)	Value (Hz)	Limits (Hz)	
3.87	-30	17.66	±2060.5	20.95	±2091.5	22.44	±2122	Pass
	-20	20.92		18.6		20.89		
	-10	20.73		20.95		22.37		
	0	23.31		23.63		24.67		
	+10	23.44		21.83		24.09		
	+20	25.12		25.38		28.02		
	+25	24.09		23.7		27.64		
	+30	24.38		24.6		25.41		
	+40	26.57		23.76		24.44		
	+50	22.08		22.79		24.25		
4.45	+25	21.53		23.63		23.79		
3.4	+25	22.21		23.41		21.99		

GPRS 1900

Test Conditions		Frequency Deviation						Verdict
Power (VDC)	Temperature (°C)	LCH 1850.2 MHz		MCH 1880 MHz		HCH 1909.8 MHz		
		Value (Hz)	Limits (Hz)	Value (Hz)	Limits (Hz)	Value (Hz)	Limits (Hz)	
3.87	-30	-3.52	±4625.5	6.72	±4700.0	11.01	±4774.5	Pass
	-20	14.37		18.34		21.7		
	-10	15.43		15.69		20.63		
	0	12.56		12.82		19.34		
	+10	12.59		14.17		16.85		
	+20	10.33		15.59		16.3		
	+25	7.26		13.11		17.66		
	+30	8.3		11.2		17.14		
	+40	10.85		13.72		15.76		
	+50	9.75		11.36		15.56		
4.45	+25	9.1		13.04		16.37		
3.4	+25	8.46		15.17		16.37		

EGPRS 850

Test Conditions		Frequency Deviation						Verdict
Power (VDC)	Temperature (°C)	LCH 824.2 MHz		MCH 836.6 MHz		HCH 848.8 MHz		
		Value (Hz)	Limits (Hz)	Value (Hz)	Limits (Hz)	Value (Hz)	Limits (Hz)	
3.87	-30	17.27	±2060.5	19.37	±2091.5	21.08	±2122	Pass
	-20	18.02		19.21		19.98		
	-10	19.53		19.79		18.47		
	0	19.37		18.18		20.37		
	+10	20.82		18.6		17.43		
	+20	18.95		18.37		18.56		
	+25	21.21		22.44		19.76		
	+30	20.18		20.47		19.63		
	+40	20.53		20.76		14.53		
	+50	18.53		18.31		18.5		
4.45	+25	19.73		19.02		21.28		
3.4	+25	19.76		18.92		19.44		

EGPRS 1900

Test Conditions		Frequency Deviation						Verdict
Power (VDC)	Temperature (°C)	LCH 1850.2 MHz		MCH 1880 MHz		HCH 1909.8 MHz		
		Value (Hz)	Limits (Hz)	Value (Hz)	Limits (Hz)	Value (Hz)	Limits (Hz)	
3.87	-30	9.98	±4625.5	15.66	±4700.0	16.56	±4774.5	Pass
	-20	14.98		16.56		15.98		
	-10	13.56		15.79		16.05		
	0	14.11		15.24		14.04		
	+10	9.85		12.33		14.43		
	+20	14.14		14.27		15.88		
	+25	14.33		14.59		19.34		
	+30	8.88		13.08		13.27		
	+40	11.17		13.75		15.59		
	+50	16.79		18.24		17.37		
4.45	+25	9.4		10.94		13.92		
3.4	+25	14.37		15.98		17.08		

WCDMA Band 2

Test Conditions		Frequency Deviation						Verdict
Power (VDC)	Temperature (°C)	LCH 1852.4 MHz		MCH 1880 MHz		HCH 1907.6 MHz		
		Value (Hz)	Limits (Hz)	Value (Hz)	Limits (Hz)	Value (Hz)	Limits (Hz)	
3.87	-30	8.9	±4631	1.01	±4700	-5.98	±4769	Pass
	-20	8.38		1.12		-6.05		
	-10	8.4		0.79		-6.01		
	0	8.58		1.15		-5.29		
	+10	8.13		0.85		-5.84		
	+20	8.09		0.35		-6.07		
	+25	8.2		0.82		-5.51		
	+30	7.4		1.47		-5.93		
	+40	7.9		0.96		-5.56		
	+50	8.36		0.91		-5.33		
4.45	+25	8.18		1.49		-5.54		
3.4	+25	8.3		0.66		-5.53		

WCDMA Band 4

Test Conditions		Frequency Deviation						Verdict
Power (VDC)	Temperature (°C)	LCH 1712.4 MHz		MCH 1732.4 MHz		HCH 1752.6 MHz		
		Value (Hz)	Limits (Hz)	Value (Hz)	Limits (Hz)	Value (Hz)	Limits (Hz)	
3.87	-30	23.07	±4281	0.33	±4331	-23.12	±4381.5	Pass
	-20	22.61		0.42		-22.77		
	-10	22.54		0.49		-22.25		
	0	22.47		0.51		-21.31		
	+10	21.92		0.39		-22.33		
	+20	22.6		0.35		-21.29		
	+25	22.16		-0.01		-21.43		
	+30	22.19		0.33		-21.63		
	+40	21.43		0.58		-21.35		
	+50	21.31		0.22		-20.69		
4.45	+25	20.99		0.09		-20.88		
3.4	+25	21.24		0.29		-20.46		

WCDMA Band B5

Test Conditions		Frequency Deviation						Verdict
Power (VDC)	Temperature (°C)	LCH 826.4 MHz		MCH 836.4 MHz		HCH 846.6 MHz		
		Value (Hz)	Limits (Hz)	Value (Hz)	Limits (Hz)	Value (Hz)	Limits (Hz)	
3.87	-30	2.02	±2066	-0.51	±2091	-3.02	±2116.5	Pass
	-20	2.16		-0.58		-3.2		
	-10	2		-0.33		-3.01		
	0	2.1		-0.69		-3.05		
	+10	2.52		-0.51		-3.03		
	+20	2.27		-0.53		-2.86		
	+25	2.1		-0.27		-3.08		
	+30	2.37		-0.81		-3.18		
	+40	2.2		-0.44		-3.3		
	+50	2.2		-0.35		-2.9		
4.45	+25	2.25	-0.49	-2.88				
3.4	+25	2.4	-0.97	-2.62				

LTE Band 2 QPSK 10 MHz

Test Conditions		Frequency Deviation		Verdict
Power (VDC)	Temperature (°C)	MCH 1880 MHz		
		Value (Hz)	Limits (Hz)	
3.87	-30	-1.17	±4700	Pass
	-20	-1.1		
	-10	-1.27		
	0	-0.36		
	+10	-0.1		
	+20	-1.03		
	+25	1.23		
	+30	-0.7		
	+40	0.64		
	+50	0.21		
4.45	+25	0.36		
3.4	+25	0.47		

LTE Band 2 16QAM 10 MHz

Test Conditions		Frequency Deviation		Verdict
Power (VDC)	Temperature (°C)	MCH 1880 MHz		
		Value (Hz)	Limits (Hz)	
3.87	-30	-2.12	±4700	Pass
	-20	-0.64		
	-10	-0.14		
	0	-0.41		
	+10	-0.7		
	+20	-1.03		
	+25	0.21		
	+30	-0.76		
	+40	0.56		
	+50	0.31		
4.45	+25	-1.17		
3.4	+25	0.29		

LTE Band 4 QPSK 10 MHz

Test Conditions		Frequency Deviation		Verdict
Power (VDC)	Temperature (°C)	MCH 1732.5 MHz		
		Value (Hz)	Limits (Hz)	
3.87	-30	-1.24	±4331.25	Pass
	-20	-1.34		
	-10	-0.79		
	0	-1.96		
	+10	-0.06		
	+20	0.11		
	+25	-1.82		
	+30	-0.99		
	+40	0.39		
	+50	0.31		
4.45	+25	-0.23		
3.4	+25	-0.63		

LTE Band 4 16QAM 10 MHz

Test Conditions		Frequency Deviation		Verdict
Power (VDC)	Temperature (°C)	MCH 1732.5 MHz		
		Value (Hz)	Limits (Hz)	
3.87	-30	-2.2	±4331.25	Pass
	-20	-0.49		
	-10	-1.85		
	0	-1.76		
	+10	-0.07		
	+20	-0.17		
	+25	-1.17		
	+30	-0.14		
	+40	-0.36		
	+50	-0.92		
4.45	+25	-0.03		
3.4	+25	-0.7		

LTE Band 5 QPSK 10 MHz

Test Conditions		Frequency Deviation		Verdict
Power (VDC)	Temperature (°C)	MCH 836.5 MHz		
		Value (Hz)	Limits (Hz)	
3.87	-30	0.37	±2091.25	Pass
	-20	0.89		
	-10	1.36		
	0	-0.21		
	+10	0.63		
	+20	-0.3		
	+25	0.1		
	+30	-0.49		
	+40	-1.07		
4.45	+25	0.63		
3.4	+25	0.99		

LTE Band 5 16QAM 10 MHz

Test Conditions		Frequency Deviation		Verdict
Power (VDC)	Temperature (°C)	MCH 836.5 MHz		
		Value (Hz)	Limits (Hz)	
3.87	-30	0.62	±2091.25	Pass
	-20	0.64		
	-10	0.69		
	0	0.24		
	+10	-0.19		
	+20	0.14		
	+25	-0.62		
	+30	-0.92		
	+40	-0.46		
4.45	+25	0.2		
3.4	+25	1.13		

LTE Band 7 QPSK 10 MHz

Test Conditions		Frequency Deviation		Verdict
Power (VDC)	Temperature (°C)	MCH 2535 MHz		
		Value (Hz)	Limits (Hz)	
3.87	-30	-1.2	±6337.5	Pass
	-20	1.56		
	-10	-0.73		
	0	0.67		
	+10	-0.07		
	+20	0.84		
	+25	0.47		
	+30	0.53		
	+40	-1.36		
	+50	-0.69		
4.45	+25	-0.07		
3.4	+25	0.46		

LTE Band 7 16-QAM 10 MHz

Test Conditions		Frequency Deviation		Verdict
Power (VDC)	Temperature (°C)	MCH 2535 MHz		
		Value (Hz)	Limits (Hz)	
3.87	-30	1.67	±6337.5	Pass
	-20	-1.82		
	-10	0.19		
	0	-1.13		
	+10	-1.1		
	+20	-0.62		
	+25	0.43		
	+30	-0.6		
	+40	-1.09		
	+50	-1.77		
4.45	+25	0.19		
3.4	+25	1.47		

LTE Band 12 QPSK 10 MHz

Test Conditions		Frequency Deviation		Verdict
Power (VDC)	Temperature (°C)	MCH 707.5 MHz		
		Value (Hz)	Limits (Hz)	
3.87	-30	0.27	±1768.75	Pass
	-20	-0.3		
	-10	-0.2		
	0	0.17		
	+10	0.17		
	+20	-0.27		
	+25	-0.27		
	+30	0.03		
	+40	-0.53		
	+50	-0.13		
4.45	+25	-0.39		
3.4	+25	0.16		

LTE Band 12 16QAM10 MHz

Test Conditions		Frequency Deviation		Verdict
Power (VDC)	Temperature (°C)	MCH 707.5 MHz		
		Value (Hz)	Limits (Hz)	
3.87	-30	-0.26	±1768.75	Pass
	-20	0.39		
	-10	-0.26		
	0	-0.04		
	+10	0.27		
	+20	0.06		
	+25	-0.74		
	+30	0.49		
	+40	-0.14		
	+50	0		
4.45	+25	-0.41		
3.4	+25	-0.66		

LTE Band 13 QPSK 10 MHz

Test Conditions		Frequency Deviation		Verdict
Power (VDC)	Temperature (°C)	MCH 782 MHz		
		Value (Hz)	Limits (Hz)	
3.87	-30	-0.37	±1955	Pass
	-20	-0.23		
	-10	0.93		
	0	0.46		
	+10	1.69		
	+20	0.83		
	+25	2.12		
	+30	1.39		
	+40	2.06		
4.45	+25	1.89		
3.4	+25	0.49		

LTE Band 13 16QAM10 MHz

Test Conditions		Frequency Deviation		Verdict
Power (VDC)	Temperature (°C)	MCH 782 MHz		
		Value (Hz)	Limits (Hz)	
3.87	-30	-0.83	±1955	Pass
	-20	-0.04		
	-10	-0.89		
	0	1.22		
	+10	-0.56		
	+20	1.44		
	+25	0.3		
	+30	2.12		
	+40	1.93		
+50	0.8			
4.45	+25	2.05		
3.4	+25	0.57		

LTE Band 17 QPSK 10 MHz

Test Conditions		Frequency Deviation		Verdict
Power (VDC)	Temperature (°C)	MCH 710 MHz		
		Value (Hz)	Limits (Hz)	
3.87	-30	0.21	±1775	Pass
	-20	-0.24		
	-10	0.24		
	0	0.43		
	+10	-0.33		
	+20	-0.34		
	+25	0.01		
	+30	-0.77		
	+40	-0.37		
	+50	-0.1		
4.45	+25	0.04		
3.4	+25	-0.56		

LTE Band 17 16QAM10 MHz

Test Conditions		Frequency Deviation		Verdict
Power (VDC)	Temperature (°C)	MCH 710 MHz		
		Value (Hz)	Limits (Hz)	
3.87	-30	-0.33	±1775	Pass
	-20	-1.12		
	-10	-0.24		
	0	-0.03		
	+10	-0.63		
	+20	-0.47		
	+25	0.19		
	+30	-0.39		
	+40	-0.92		
	+50	0.21		
4.45	+25	-0.13		
3.4	+25	-0.36		

LTE Band 26 (Part22) QPSK 10 MHz

Test Conditions		Frequency Deviation		Verdict
Power (VDC)	Temperature (°C)	MCH 836.5 MHz		
		Value (Hz)	Limits (Hz)	
3.87	-30	-0.86	±2091.25	Pass
	-20	0.84		
	-10	-0.39		
	0	0.04		
	+10	-0.16		
	+20	-1.13		
	+25	-0.59		
	+30	0.47		
	+40	-0.33		
4.45	+25	0.47		
3.4	+25	0.16		

LTE Band 26 (Part22) 16QAM 10 MHz

Test Conditions		Frequency Deviation		Verdict
Power (VDC)	Temperature (°C)	MCH 836.5 MHz		
		Value (Hz)	Limits (Hz)	
3.87	-30	-1.02	±2091.25	Pass
	-20	-0.82		
	-10	0.19		
	0	0.44		
	+10	1.07		
	+20	-1.86		
	+25	-0.41		
	+30	0.7		
	+40	-0.14		
4.45	+25	0.17		
3.4	+25	0.14		

LTE Band 26 (Part90) QPSK 10 MHz

Test Conditions		Frequency Deviation		Verdict
Power (VDC)	Temperature (°C)	MCH 819 MHz		
		Value (Hz)	Limits (Hz)	
3.87	-30	0.6	±2047.5	Pass
	-20	0.13		
	-10	0.97		
	0	-0.04		
	+10	1.22		
	+20	0.7		
	+25	0.44		
	+30	0.14		
	+40	0.94		
	+50	0.03		
4.45	+25	0.13		
3.4	+25	0.11		

LTE Band 26 (Part90) 16QAM 10 MHz

Test Conditions		Frequency Deviation		Verdict
Power (VDC)	Temperature (°C)	MCH 819 MHz		
		Value (Hz)	Limits (Hz)	
3.87	-30	-0.26	±2047.5	Pass
	-20	0.27		
	-10	0.13		
	0	-0.59		
	+10	-0.26		
	+20	-0.7		
	+25	0.9		
	+30	0.54		
	+40	-1.34		
	+50	0.19		
4.45	+25	-0.03		
3.4	+25	0.17		

LTE Band 38 QPSK 10 MHz

Test Conditions		Frequency Deviation		Verdict
Power (VDC)	Temperature (°C)	MCH 2595 MHz		
		Value (Hz)	Limits (Hz)	
3.87	-30	-3.83	±6487.5	Pass
	-20	-5.28		
	-10	-4.36		
	0	-4.91		
	+10	-3.13		
	+20	-3.23		
	+25	-3.53		
	+30	-3.85		
	+40	-2.59		
	+50	-5.01		
4.45	+25	-4.26		
3.4	+25	-6.57		

LTE Band 38 16QAM10 MHz

Test Conditions		Frequency Deviation		Verdict
Power (VDC)	Temperature (°C)	MCH 2595 MHz		
		Value (Hz)	Limits (Hz)	
3.87	-30	-3.92	±6487.5	Pass
	-20	-5.62		
	-10	-4.86		
	0	-3.99		
	+10	-4.48		
	+20	-3.1		
	+25	-3.88		
	+30	-4.68		
	+40	-2.68		
	+50	-2.66		
4.45	+25	-2.62		
3.4	+25	-3.92		

LTE Band 41 QPSK 10 MHz

Test Conditions		Frequency Deviation		Verdict
Power (VDC)	Temperature (°C)	MCH 2593 MHz		
		Value (Hz)	Limits (Hz)	
3.87	-30	-2.57	±6482.5	Pass
	-20	-2.83		
	-10	-2.96		
	0	-4.09		
	+10	-2.59		
	+20	-3.08		
	+25	-2.45		
	+30	-3		
	+40	-2.75		
	+50	-2.35		
4.45	+25	-3.65		
3.4	+25	-2.93		

LTE Band 41 16QAM10 MHz

Test Conditions		Frequency Deviation		Verdict
Power (VDC)	Temperature (°C)	MCH 2593 MHz		
		Value (Hz)	Limits (Hz)	
3.87	-30	-3.82	±6482.5	Pass
	-20	-3.82		
	-10	-2.99		
	0	-3.39		
	+10	-2.7		
	+20	-1.66		
	+25	-3.13		
	+30	-1.49		
	+40	-2.33		
	+50	-4.21		
4.45	+25	-3.48		
3.4	+25	-3.91		

LTE Band 66 QPSK 10 MHz

Test Conditions		Frequency Deviation		Verdict
Power (VDC)	Temperature (°C)	MCH 1745 MHz		
		Value (Hz)	Limits (Hz)	
3.87	-30	-1.13	±4362.5	Pass
	-20	0.01		
	-10	-1.16		
	0	0.23		
	+10	-1.14		
	+20	-0.09		
	+25	-0.47		
	+30	0.01		
	+40	-0.36		
4.45	+25	0.53		
3.4	+25	-1		

LTE Band 66 16QAM10 MHz

Test Conditions		Frequency Deviation		Verdict
Power (VDC)	Temperature (°C)	MCH 1745 MHz		
		Value (Hz)	Limits (Hz)	
3.87	-30	-0.96	±4362.5	Pass
	-20	-0.76		
	-10	-0.33		
	0	-0.13		
	+10	-0.21		
	+20	0.46		
	+25	1.07		
	+30	0.33		
	+40	-0.5		
4.45	+25	0.64		
3.4	+25	-0.56		

CA_7C QPSK 20MHz+10MHz

Test Conditions		Frequency Deviation				Verdict
Power (VDC)	Temperature (°C)	PCC MCH 2530.1 MHz		SCC MCH 2544.5 MHz		
		Value(Hz)	Limits (Hz)	Value(Hz)	Limits (Hz)	
3.87	-30	25.15	±6,325.25	-42.94	±6,361.25	Pass
	-20	25.35		-41.76		
	-10	25.31		-42.33		
	0	24		-44.89		
	+10	24.18		-42.96		
	+20	24.4		-44.02		
	+25	23.43		-42.49		
	+30	24.53		-42.13		
	+40	22.17		-43.06		
	+50	21.53		-42.77		
4.45	+25	26.12		-42.04		
3.4	+25	24.53		-41.97		

CA_7C 16QAM 20MHz+10MHz

Test Conditions		Frequency Deviation				Verdict
Power (VDC)	Temperature (°C)	PCC MCH 2530.1 MHz		SCC MCH 2544.5 MHz		
		Value(Hz)	Limits (Hz)	Value(Hz)	Limits (Hz)	
3.87	-30	24.46	±6,325.25	-41.41	±6,361.25	Pass
	-20	23.93		-39.87		
	-10	26.11		-40.8		
	0	23.6		-42.44		
	+10	23.89		-41.13		
	+20	26.02		-41.34		
	+25	23.12		-41.73		
	+30	24.35		-41.04		
	+40	24.58		-40.83		
	+50	26.09		-41.97		
4.45	+25	24.09		-40.23		
3.4	+25	23.65		-40.86		

CA_7C QPSK 20MHz+20MHz

Test Conditions		Frequency Deviation				Verdict
Power (VDC)	Temperature (°C)	PCC MCH 2525.1 MHz		SCC MCH 2544.9 MHz		
		Value(Hz)	Limits (Hz)	Value(Hz)	Limits (Hz)	
3.87	-30	49.74	±6,312.75	-42.13	±6,362.25	Pass
	-20	48.72		-41.48		
	-10	49.84		-41.03		
	0	48.68		-40.11		
	+10	49.35		-41.97		
	+20	49.68		-39.83		
	+25	49.91		-41.67		
	+30	49.35		-41.34		
	+40	49.08		-39.57		
	+50	47.99		-40.84		
4.45	+25	46.94		-41.97		
3.4	+25	48.55		-41.04		

CA_7C 16QAM 20MHz+20MHz

Test Conditions		Frequency Deviation				Verdict
Power (VDC)	Temperature (°C)	PCC MCH 2525.1 MHz		SCC MCH 2544.9 MHz		
		Value(Hz)	Limits (Hz)	Value(Hz)	Limits (Hz)	
3.87	-30	47.56	±6,312.75	-41.51	±6,362.25	Pass
	-20	47.19		-42.24		
	-10	44.9		-42.33		
	0	47.81		-40.94		
	+10	46.28		-42.49		
	+20	46.22		-40.56		
	+25	45.82		-41.87		
	+30	46.62		-42.19		
	+40	47.62		-41.86		
	+50	46.49		-41.48		
4.45	+25	45.75		-40.67		
3.4	+25	46.91		-40.88		

CA_38C QPSK 15MHz+15MHz

Test Conditions		Frequency Deviation				Verdict
Power (VDC)	Temperature (°C)	PCC MCH 2587.5 MHz		SCC MCH 2602.5 MHz		
		Value(Hz)	Limits (Hz)	Value(Hz)	Limits (Hz)	
3.87	-30	45.26	±6,468.75	-38.63	±6,506.25	Pass
	-20	44.3		-39.6		
	-10	44.73		-39.75		
	0	44.13		-38.17		
	+10	45		-38.62		
	+20	44.66		-39		
	+25	44.12		-38.91		
	+30	45.22		-38.15		
	+40	45.33		-39.15		
	+50	44.98		-39.11		
4.45	+25	43.36		-39.55		
3.4	+25	45.26		-38.32		

CA_38C 16QAM 15MHz+15MHz

Test Conditions		Frequency Deviation				Verdict
Power (VDC)	Temperature (°C)	PCC MCH 2587.5 MHz		SCC MCH 2602.5 MHz		
		Value(Hz)	Limits (Hz)	Value(Hz)	Limits (Hz)	
3.87	-30	42.03	±6,468.75	-42.18	±6,506.25	Pass
	-20	43.86		-40.28		
	-10	42.59		-41.26		
	0	41.93		-40.86		
	+10	42.09		-40.37		
	+20	41.9		-41.87		
	+25	43.2		-41.01		
	+30	42.8		-41.27		
	+40	43.57		-41.79		
	+50	41.6		-42.56		
4.45	+25	42.79		-43.01		
3.4	+25	41.96		-42.99		

CA_38C QPSK 20MHz+20MHz

Test Conditions		Frequency Deviation				Verdict
Power (VDC)	Temperature (°C)	PCC MCH 2585.1 MHz		SCC MCH 2604.9 MHz		
		Value(Hz)	Limits (Hz)	Value(Hz)	Limits (Hz)	
3.87	-30	60.01	±6,462.75	-51.84	±6,512.25	Pass
	-20	59.71		-52.54		
	-10	60.15		-52.89		
	0	59.71		-51.98		
	+10	58.58		-53.14		
	+20	58.68		-52.01		
	+25	58.98		-52.54		
	+30	59.92		-51.47		
	+40	58.98		-52.36		
	+50	58.94		-52.61		
4.45	+25	59.64		-51.38		
3.4	+25	59.8		-52.54		

CA_38C 16QAM 20MHz+20MHz

Test Conditions		Frequency Deviation				Verdict
Power (VDC)	Temperature (°C)	PCC MCH 2585.1 MHz		SCC MCH 2604.9 MHz		
		Value(Hz)	Limits (Hz)	Value(Hz)	Limits (Hz)	
3.87	-30	60.02	±6,462.75	-55.84	±6,512.25	Pass
	-20	59.91		-54.9		
	-10	59.98		-55.07		
	0	60.31		-55.04		
	+10	59.95		-54.86		
	+20	60.01		-55.49		
	+25	60.34		-54.55		
	+30	59.44		-55.1		
	+40	60		-55.45		
	+50	60.32		-54.7		
4.45	+25	59.38		-54.62		
3.4	+25	60.2		-55.6		

CA_41C QPSK 20MHz+5MHz

Test Conditions		Frequency Deviation				Verdict
Power (VDC)	Temperature (°C)	PCC MCH 2590.5 MHz		SCC MCH 2602.2 MHz		
		Value(Hz)	Limits (Hz)	Value(Hz)	Limits (Hz)	
3.87	-30	18.7	±6,476.25	-54.21	±6,505.5	Pass
	-20	17.95		-55		
	-10	16.34		-54.94		
	0	16.21		-54.33		
	+10	16.25		-54.32		
	+20	17.40		-53.43		
	+25	16.79		-54.23		
	+30	17.17		-54.06		
	+40	17.37		-54.07		
	+50	16.57		-53.93		
4.45	+25	16.54		-53.4		
3.4	+25	16.79		-54.71		

CA_41C 16QAM 20MHz+5MHz

Test Conditions		Frequency Deviation				Verdict
Power (VDC)	Temperature (°C)	PCC MCH 2590.5 MHz		SCC MCH 2602.2 MHz		
		Value(Hz)	Limits (Hz)	Value(Hz)	Limits (Hz)	
3.87	-30	19.45	±6,476.25	-57.22	±6,505.5	Pass
	-20	18.4		-57.03		
	-10	19.15		-56.79		
	0	19.1		-55.88		
	+10	18.84		-57.22		
	+20	17.97		-56.96		
	+25	19.51		-56.38		
	+30	18.42		-56.95		
	+40	18.44		-57.46		
	+50	18.7		-56.86		
4.45	+25	19.01		-55.79		
3.4	+25	19.15		-56.62		

CA_41C QPSK 20MHz+20MHz

Test Conditions		Frequency Deviation				Verdict
Power (VDC)	Temperature (°C)	PCC MCH 2583.1 MHz		SCC MCH 2602.9 MHz		
		Value(Hz)	Limits (Hz)	Value(Hz)	Limits (Hz)	
3.87	-30	57.66	±6,457.75	-47.24	±6,507.25	Pass
	-20	58.01		-46.66		
	-10	57.13		-45.04		
	0	57.51		-44.99		
	+10	57.23		-45.07		
	+20	58.92		-47.87		
	+25	57.54		-46.65		
	+30	59.21		-46.51		
	+40	57.05		-46.61		
	+50	57.51		-47.52		
4.45	+25	57.78		-47.34		
3.4	+25	59.01		-47.06		

CA_41C 16QAM 20MHz+20MHz

Test Conditions		Frequency Deviation				Verdict
Power (VDC)	Temperature (°C)	PCC MCH 2583.1 MHz		SCC MCH 2602.9 MHz		
		Value(Hz)	Limits (Hz)	Value(Hz)	Limits (Hz)	
3.87	-30	54.09	±6,457.75	-49.89	±6,507.25	Pass
	-20	55.76		-48.98		
	-10	56.59		-48.89		
	0	55.13		-50.75		
	+10	54.56		-49.51		
	+20	55.02		-50.78		
	+25	56.08		-51		
	+30	56.13		-51.05		
	+40	55.12		-51.13		
	+50	54.98		-49.57		
4.45	+25	56.48		-49.08		
3.4	+25	55.53		-50.51		

NR Band n5 QPSK 20 MHz

Test Conditions		Frequency Deviation		Verdict
Power (VDC)	Temperature (°C)	MCH 836.5 MHz		
		Value (Hz)	Limits (Hz)	
3.87	-30	2.6	±2091.25	Pass
	-20	-1.2		
	-10	5.2		
	0	2.8		
	10	2.7		
	20	2.5		
	25	5.9		
	30	6.8		
	40	4.9		
	50	2.2		
4.45	25	5.8		
3.4	25	4.3		

NR Band n5 PI/2 BPSK 20 MHz

Test Conditions		Frequency Deviation		Verdict
Power (VDC)	Temperature (°C)	MCH 836.5 MHz		
		Value (Hz)	Limits (Hz)	
3.87	-30	3.4	±2091.25	Pass
	-20	1.1		
	-10	3		
	0	6.5		
	10	5.1		
	20	6.1		
	25	3.5		
	30	8.7		
	40	3.1		
	50	4.8		
4.45	25	5.1		
3.4	25	3.6		

NR Band n7 QPSK 20 MHz

Test Conditions		Frequency Deviation		Verdict
Power (VDC)	Temperature (°C)	MCH 2535 MHz		
		Value (Hz)	Limits (Hz)	
3.87	-30	5.3	±6337.5	Pass
	-20	1.5		
	-10	1.4		
	0	-6.1		
	+10	-2.4		
	+20	1.3		
	+25	4.1		
	+30	3.7		
	+40	4.7		
	+50	4.3		
4.45	+25	-1.6		
3.4	+25	3.1		

NR Band n7 PI/2 BPSK 20 MHz

Test Conditions		Frequency Deviation		Verdict
Power (VDC)	Temperature (°C)	MCH 2535 MHz		
		Value (Hz)	Limits (Hz)	
3.87	-30	2.3	±6337.5	Pass
	-20	2.5		
	-10	-2.2		
	0	3.3		
	+10	6.2		
	+20	5.9		
	+25	3.2		
	+30	2.4		
	+40	4.5		
	+50	3.2		
4.45	+25	8.3		
3.4	+25	3.3		

NR Band n38 QPSK 40 MHz

Test Conditions		Frequency Deviation		Verdict
Power (VDC)	Temperature (°C)	MCH 2595 MHz		
		Value (Hz)	Limits (Hz)	
3.87	-30	-1.8	±6487.5	Pass
	-20	-5.8		
	-10	-2.3		
	0	-10.3		
	10	-4.9		
	20	-1		
	25	1.5		
	30	4.1		
	40	0.7		
50	-1.9			
4.45	25	-7.4		
3.4	25	1.6		

NR Band n38 PI/2 BPSK 40 MHz

Test Conditions		Frequency Deviation		Verdict
Power (VDC)	Temperature (°C)	MCH 2595 MHz		
		Value (Hz)	Limits (Hz)	
3.87	-30	4.9	±6487.5	Pass
	-20	-3.7		
	-10	-4.6		
	0	9.7		
	10	-3.1		
	20	-8.6		
	25	-9.3		
	30	-4		
	40	4.2		
50	-7			
4.45	25	-3.8		
3.4	25	5.5		

NR Band n41 QPSK 100 MHz

Test Conditions		Frequency Deviation		Verdict
Power (VDC)	Temperature (°C)	MCH 2592.99 MHz		
		Value (Hz)	Limits (Hz)	
3.87	-30	8	±6482.475	Pass
	-20	-7.7		
	-10	-1.9		
	0	-3.6		
	+10	-4.6		
	+20	4.5		
	+25	-1		
	+30	-7.9		
	+40	-9.5		
4.45	+25	5.5		
3.4	+25	-9.3		

NR Band n41 PI/2 BPSK 100 MHz

Test Conditions		Frequency Deviation		Verdict
Power (VDC)	Temperature (°C)	MCH 2592.99 MHz		
		Value (Hz)	Limits (Hz)	
3.87	-30	-8.4	±6482.475	Pass
	-20	-6.6		
	-10	-4		
	0	-8.1		
	+10	5.8		
	+20	9.2		
	+25	-5.9		
	+30	-2.7		
	+40	2.1		
4.45	+25	-3.4		
3.4	+25	-3.3		

NR Band n66 QPSK 20 MHz

Test Conditions		Frequency Deviation		Verdict
Power (VDC)	Temperature (°C)	MCH 1745 MHz		
		Value (Hz)	Limits (Hz)	
3.87	-30	-2.5	±4362.5	Pass
	-20	-3.2		
	-10	-4.7		
	0	-1.8		
	+10	-2.5		
	+20	-3.1		
	+25	-2.4		
	+30	-5.4		
	+40	-3.5		
+50	-7.8			
4.45	+25	-5.4		
3.4	+25	-3.6		

NR Band n66 PI/2 BPSK 20 MHz

Test Conditions		Frequency Deviation		Verdict
Power (VDC)	Temperature (°C)	MCH 1745 MHz		
		Value (Hz)	Limits (Hz)	
3.87	-30	-4.1	±4362.5	Pass
	-20	-4.8		
	-10	-3.2		
	0	-3.4		
	+10	-5.4		
	+20	-2		
	+25	-6.2		
	+30	-6.9		
	+40	-4.8		
+50	-5			
4.45	+25	-2.7		
3.4	+25	-3.6		

NR DC_2A_n7A QPSK 20 MHz(LTE)+20 MHz(NR)

Test Conditions		Frequency Deviation		Verdict
Power (VDC)	Temperature (°C)	MCH 2535 MHz		
		Value (Hz)	Limits (Hz)	
3.87	-30	3.2	±6337.5	Pass
	-20	7.2		
	-10	5.4		
	0	2.6		
	+10	5.6		
	+20	-3.4		
	+25	6.7		
	+30	-2.8		
	+40	1.1		
	+50	0.39		
4.45	+25	1.3		
3.4	+25	1.2		

NR DC_2A_n7A PI/2 BPSK 20 MHz(LTE)+20 MHz(NR))

Test Conditions		Frequency Deviation		Verdict
Power (VDC)	Temperature (°C)	MCH 2535 MHz		
		Value (Hz)	Limits (Hz)	
3.87	-30	-6.8	±6337.5	Pass
	-20	-4.4		
	-10	-2.4		
	0	-3.7		
	+10	-2.6		
	+20	-3.5		
	+25	-4.4		
	+30	-1.6		
	+40	4.6		
	+50	3.1		
4.45	+25	1.5		
3.4	+25	4.9		

NR DC_5A_n7A QPSK 10 MHz(LTE)+20 MHz(NR)

Test Conditions		Frequency Deviation		Verdict
Power (VDC)	Temperature (°C)	MCH 2535 MHz		
		Value (Hz)	Limits (Hz)	
3.87	-30	2.1	±6337.5	Pass
	-20	3.2		
	-10	3.3		
	0	2.8		
	+10	1.6		
	+20	5.3		
	+25	5.2		
	+30	1.3		
	+40	2.3		
	+50	4.8		
4.45	+25	4.1		
3.4	+25	5.5		

NR DC_5A_n7A PI/2 BPSK 10 MHz(LTE)+20 MHz(NR))

Test Conditions		Frequency Deviation		Verdict
Power (VDC)	Temperature (°C)	MCH 2535 MHz		
		Value (Hz)	Limits (Hz)	
3.87	-30	1.4	±6337.5	Pass
	-20	2.6		
	-10	4.5		
	0	2.1		
	+10	-0.3		
	+20	7.3		
	+25	2.2		
	+30	6.8		
	+40	6.4		
	+50	4.4		
4.45	+25	3.0		
3.4	+25	2.6		

NR DC_5A_n66A QPSK 10 MHz(LTE)+30 MHz(NR)

Test Conditions		Frequency Deviation		Verdict
Power (VDC)	Temperature (°C)	MCH 1745 MHz		
		Value (Hz)	Limits (Hz)	
3.87	-30	-3.8	±4362.5	Pass
	-20	-2.5		
	-10	-4.5		
	0	-7.6		
	+10	-1.2		
	+20	-2.9		
	+25	-3.4		
	+30	-6.1		
	+40	-3.6		
	+50	-1.9		
4.45	+25	-5.4		
3.4	+25	-2.4		

NR DC_5A_n66A PI/2 BPSK 10 MHz(LTE)+30 MHz(NR)

Test Conditions		Frequency Deviation		Verdict
Power (VDC)	Temperature (°C)	MCH 1745 MHz		
		Value (Hz)	Limits (Hz)	
3.87	-30	-3.3	±4362.5	Pass
	-20	-1.9		
	-10	-6.5		
	0	-5.5		
	+10	-9.8		
	+20	1.4		
	+25	-3.7		
	+30	2.9		
	+40	-6.6		
	+50	-5.9		
4.45	+25	-2.7		
3.4	+25	-2.8		

NR DC_7A_n5A QPSK 20 MHz(LTE)+20 MHz(NR)

Test Conditions		Frequency Deviation		Verdict
Power (VDC)	Temperature (°C)	MCH 836.5 MHz		
		Value (Hz)	Limits (Hz)	
3.87	-30	0.5	±2091.25	Pass
	-20	1.7		
	-10	1.5		
	0	1		
	+10	-1.1		
	+20	1.1		
	+25	1.7		
	+30	2.4		
	+40	-1.9		
	+50	-1.1		
4.45	+25	0.5		
3.4	+25	-3.2		

NR DC_7A_n5A PI/2 BPSK 20 MHz(LTE)+20 MHz(NR)

Test Conditions		Frequency Deviation		Verdict
Power (VDC)	Temperature (°C)	MCH 836.5 MHz		
		Value (Hz)	Limits (Hz)	
3.87	-30	1.3	±2091.25	Pass
	-20	-3.3		
	-10	1.3		
	0	2.2		
	+10	1.2		
	+20	2.4		
	+25	-1.5		
	+30	6		
	+40	2.6		
	+50	4.6		
4.45	+25	1.2		
3.4	+25	3		

NR DC_7A_n66A QPSK 20 MHz(LTE)+30 MHz(NR)

Test Conditions		Frequency Deviation		Verdict
Power (VDC)	Temperature (°C)	MCH 1745 MHz		
		Value (Hz)	Limits (Hz)	
3.87	-30	-4	±4362.5	Pass
	-20	-4.1		
	-10	-5.4		
	0	-6.4		
	+10	-5		
	+20	-4.2		
	+25	-2.5		
	+30	-4.4		
	+40	-4.3		
	+50	-4.9		
4.45	+25	-3		
3.4	+25	-4.6		

NR DC_7A_n66A PI/2 BPSK 20 MHz(LTE)+30 MHz(NR)

Test Conditions		Frequency Deviation		Verdict
Power (VDC)	Temperature (°C)	MCH 1745 MHz		
		Value (Hz)	Limits (Hz)	
3.87	-30	-2.3	±4362.5	Pass
	-20	-2.9		
	-10	-3.1		
	0	-3.8		
	+10	-5.4		
	+20	-2.3		
	+25	-4.1		
	+30	-1.6		
	+40	-3.1		
	+50	-4.9		
4.45	+25	-2.2		
3.4	+25	-2.4		

NR DC_12A_n66A QPSK 10 MHz(LTE)+30 MHz(NR)

Test Conditions		Frequency Deviation		Verdict
Power (VDC)	Temperature (°C)	MCH 1720 MHz		
		Value (Hz)	Limits (Hz)	
3.87	-30	-2.5	±4300	Pass
	-20	-1.9		
	-10	-1.3		
	0	-2.7		
	+10	-1.2		
	+20	-1.7		
	+25	-5.5		
	+30	-4.1		
	+40	1.8		
	+50	-5.1		
4.45	+25	-6.8		
3.4	+25	-4.9		

NR DC_12A_n66A PI/2 BPSK 10 MHz(LTE)+30 MHz(NR)

Test Conditions		Frequency Deviation		Verdict
Power (VDC)	Temperature (°C)	MCH 1720 MHz		
		Value (Hz)	Limits (Hz)	
3.87	-30	-9.5	±4300	Pass
	-20	-2.6		
	-10	-3.4		
	0	-3.1		
	+10	-4.1		
	+20	-3.7		
	+25	-6.7		
	+30	-4.9		
	+40	-2.4		
	+50	-4.5		
4.45	+25	-5.1		
3.4	+25	-2.2		

NR DC_26A_n41A QPSK 15 MHz(LTE)+100 MHz(NR)

Test Conditions		Frequency Deviation		Verdict
Power (VDC)	Temperature (°C)	MCH 2592.99 MHz		
		Value (Hz)	Limits (Hz)	
3.87	-30	1.6	±6482.475	Pass
	-20	-2		
	-10	-3.3		
	0	-10.8		
	+10	-5.3		
	+20	-6.4		
	+25	-2.2		
	+30	-9		
	+40	-3.1		
	+50	-3.7		
4.45	+25	1.7		
3.4	+25	6.8		

NR DC_26A_n41A PI/2 BPSK 15 MHz(LTE)+100 MHz(NR)

Test Conditions		Frequency Deviation		Verdict
Power (VDC)	Temperature (°C)	MCH 2592.99 MHz		
		Value (Hz)	Limits (Hz)	
3.87	-30	-5.2	±6482.475	Pass
	-20	-5.6		
	-10	-2.3		
	0	-14.7		
	+10	-3.5		
	+20	-7.1		
	+25	-4.1		
	+30	4.2		
	+40	3.5		
	+50	-6.4		
4.45	+25	-4.8		
3.4	+25	-5		

NR DC_66A_n5A QPSK 20 MHz(LTE)+20 MHz(NR)

Test Conditions		Frequency Deviation		Verdict
Power (VDC)	Temperature (°C)	MCH 836.5 MHz		
		Value (Hz)	Limits (Hz)	
3.87	-30	2.1	±2091.25	Pass
	-20	-2.3		
	-10	0.9		
	0	0.8		
	+10	-3.8		
	+20	5.4		
	+25	2.8		
	+30	2.9		
	+40	2.4		
4.45	+25	0.9		
3.4	+25	1.6		

NR DC_66A_n5A PI/2 BPSK 20 MHz(LTE)+20 MHz(NR)

Test Conditions		Frequency Deviation		Verdict
Power (VDC)	Temperature (°C)	MCH 836.5 MHz		
		Value (Hz)	Limits (Hz)	
3.87	-30	2.5	±2091.25	Pass
	-20	-3.6		
	-10	4.3		
	0	2.7		
	+10	1.5		
	+20	2.3		
	+25	-4.3		
	+30	0.9		
	+40	2.4		
4.45	+25	-2.3		
3.4	+25	-2		

NR DC_66A_n7A QPSK 20 MHz(LTE)+20 MHz(NR)

Test Conditions		Frequency Deviation		Verdict
Power (VDC)	Temperature (°C)	MCH 2502.5 MHz		
		Value (Hz)	Limits (Hz)	
3.87	-30	5.7	±6256.25	Pass
	-20	5.1		
	-10	1.8		
	0	-6.2		
	+10	2		
	+20	3.6		
	+25	3.9		
	+30	2.4		
	+40	6.6		
4.45	+25	3.8		
3.4	+25	-2.4		

NR DC_66A_n7A PI/2 BPSK 20 MHz(LTE)+20 MHz(NR)

Test Conditions		Frequency Deviation		Verdict
Power (VDC)	Temperature (°C)	MCH 2502.5 MHz		
		Value (Hz)	Limits (Hz)	
3.87	-30	3.8	±6256.25	Pass
	-20	-4.5		
	-10	1.7		
	0	6.2		
	+10	4.9		
	+20	-1.2		
	+25	5.8		
	+30	3		
	+40	-5.9		
4.45	+25	3.1		
3.4	+25	-2.1		

A.5 Spurious Emission at Antenna Terminals

Note 1: All modes have been tested, and only the worst case data are shown here.

Note 2: The frequencies of verdict which are marked by "N/A" should be ignored because they are UE carrier frequency.

Note 3: Test plots please refer to the document "Annex No.:BL-SZ21B0287-501 Data Part 3.pdf".

GSM and WCDMA Mode Test Verdict

Test Band	Test Channel	Refer to Plot ^{Note3}	Verdict
GSM 850	LCH	1.1	Pass
	MCH	1.2	Pass
	HCH	1.3	Pass
GSM 1900	LCH	2.1	Pass
	MCH	2.2	Pass
	HCH	2.3	Pass
EGPRS 850	LCH	3.1	Pass
	MCH	3.2	Pass
	HCH	3.3	Pass
EGPRS 1900	LCH	4.1	Pass
	MCH	4.2	Pass
	HCH	4.3	Pass
WCDMA Band 2	LCH	5.1	Pass
	MCH	5.2	Pass
	HCH	5.3	Pass
WCDMA Band 4	LCH	6.1	Pass
	MCH	6.2	Pass
	HCH	6.3	Pass
WCDMA Band 5	LCH	7.1	Pass
	MCH	7.2	Pass
	HCH	7.3	Pass

LTE Mode Test Verdict

Test Band	Test Bandwidth	Test Channel	Test Mode	Test RB (Size#Offset)	Refer to Plot ^{Note3}	Verdict
Band 2	1.4 MHz	LCH	QPSK	RB1#0	8.1	Pass
			16-QAM	RB1#0	8.2	Pass
		MCH	QPSK	RB1#0	8.3	Pass
			16-QAM	RB1#0	8.4	Pass
		HCH	QPSK	RB1#0	8.5	Pass
			16-QAM	RB1#0	8.6	Pass
	3 MHz	LCH	QPSK	RB1#0	8.7	Pass
			16-QAM	RB1#0	8.8	Pass
		MCH	QPSK	RB1#0	8.9	Pass
			16-QAM	RB1#0	8.10	Pass
		HCH	QPSK	RB1#0	8.11	Pass
			16-QAM	RB1#0	8.12	Pass
	5 MHz	LCH	QPSK	RB1#0	8.13	Pass
			16-QAM	RB1#0	8.14	Pass
		MCH	QPSK	RB1#0	8.15	Pass
			16-QAM	RB1#0	8.16	Pass
		HCH	QPSK	RB1#0	8.17	Pass
			16-QAM	RB1#0	8.18	Pass
	10 MHz	LCH	QPSK	RB1#0	8.19	Pass
			16-QAM	RB1#0	8.20	Pass
		MCH	QPSK	RB1#0	8.21	Pass
			16-QAM	RB1#0	8.22	Pass
		HCH	QPSK	RB1#0	8.23	Pass
			16-QAM	RB1#0	8.24	Pass
	15 MHz	LCH	QPSK	RB1#0	8.25	Pass
			16-QAM	RB1#0	8.26	Pass
		MCH	QPSK	RB1#0	8.27	Pass
			16-QAM	RB1#0	8.28	Pass
		HCH	QPSK	RB1#0	8.29	Pass
			16-QAM	RB1#0	8.30	Pass
	20 MHz	LCH	QPSK	RB1#0	8.31	Pass
			16-QAM	RB1#0	8.32	Pass
		MCH	QPSK	RB1#0	8.33	Pass
			16-QAM	RB1#0	8.34	Pass
		HCH	QPSK	RB1#0	8.35	Pass
			16-QAM	RB1#0	8.36	Pass

Test Band	Test Bandwidth	Test Channel	Test Mode	Test RB (Size#Offset)	Refer to Plot ^{Note3}	Verdict
Band 4	1.4 MHz	LCH	QPSK	RB1#0	9.1	Pass
			16-QAM	RB1#0	9.2	Pass
		MCH	QPSK	RB1#0	9.3	Pass
			16-QAM	RB1#0	9.4	Pass
		HCH	QPSK	RB1#0	9.5	Pass
			16-QAM	RB1#0	9.6	Pass
	3 MHz	LCH	QPSK	RB1#0	9.7	Pass
			16-QAM	RB1#0	9.8	Pass
		MCH	QPSK	RB1#0	9.9	Pass
			16-QAM	RB1#0	9.10	Pass
		HCH	QPSK	RB1#0	9.11	Pass
			16-QAM	RB1#0	9.12	Pass
	5 MHz	LCH	QPSK	RB1#0	9.13	Pass
			16-QAM	RB1#0	9.14	Pass
		MCH	QPSK	RB1#0	9.15	Pass
			16-QAM	RB1#0	9.16	Pass
		HCH	QPSK	RB1#0	9.17	Pass
			16-QAM	RB1#0	9.18	Pass
	10 MHz	LCH	QPSK	RB1#0	9.19	Pass
			16-QAM	RB1#0	9.20	Pass
		MCH	QPSK	RB1#0	9.21	Pass
			16-QAM	RB1#0	9.22	Pass
		HCH	QPSK	RB1#0	9.23	Pass
			16-QAM	RB1#0	9.24	Pass
	15 MHz	LCH	QPSK	RB1#0	9.25	Pass
			16-QAM	RB1#0	9.26	Pass
		MCH	QPSK	RB1#0	9.27	Pass
			16-QAM	RB1#0	9.28	Pass
		HCH	QPSK	RB1#0	9.29	Pass
			16-QAM	RB1#0	9.30	Pass
	20 MHz	LCH	QPSK	RB1#0	9.31	Pass
			16-QAM	RB1#0	9.32	Pass
		MCH	QPSK	RB1#0	9.33	Pass
			16-QAM	RB1#0	9.34	Pass
		HCH	QPSK	RB1#0	9.35	Pass
			16-QAM	RB1#0	9.36	Pass

Test Band	Test Bandwidth	Test Channel	Test Mode	Test RB (Size#Offset)	Refer to Plot ^{Note3}	Verdict
Band 5	1.4 MHz	LCH	QPSK	RB1#0	10.1	Pass
			16-QAM	RB1#0	10.2	Pass
		MCH	QPSK	RB1#0	10.3	Pass
			16-QAM	RB1#0	10.4	Pass
		HCH	QPSK	RB1#0	10.5	Pass
			16-QAM	RB1#0	10.6	Pass
	3 MHz	LCH	QPSK	RB1#0	10.7	Pass
			16-QAM	RB1#0	10.8	Pass
		MCH	QPSK	RB1#0	10.9	Pass
			16-QAM	RB1#0	10.10	Pass
		HCH	QPSK	RB1#0	10.11	Pass
			16-QAM	RB1#0	10.12	Pass
	5 MHz	LCH	QPSK	RB1#0	10.13	Pass
			16-QAM	RB1#0	10.14	Pass
		MCH	QPSK	RB1#0	10.15	Pass
			16-QAM	RB1#0	10.16	Pass
		HCH	QPSK	RB1#0	10.17	Pass
			16-QAM	RB1#0	10.18	Pass
	10 MHz	LCH	QPSK	RB1#0	10.19	Pass
			16-QAM	RB1#0	10.20	Pass
		MCH	QPSK	RB1#0	10.21	Pass
			16-QAM	RB1#0	10.22	Pass
		HCH	QPSK	RB1#0	10.23	Pass
			16-QAM	RB1#0	10.24	Pass

Test Band	Test Bandwidth	Test Channel	Test Mode	Test RB (Size#Offset)	Refer to Plot ^{Note3}	Verdict
Band 7	5 MHz	LCH	QPSK	RB1#0	11.1	Pass
			16-QAM	RB1#0	11.2	Pass
		MCH	QPSK	RB1#0	11.3	Pass
			16-QAM	RB1#0	11.4	Pass
		HCH	QPSK	RB1#0	11.5	Pass
			16-QAM	RB1#0	11.6	Pass
	10 MHz	LCH	QPSK	RB1#0	11.7	Pass
			16-QAM	RB1#0	11.8	Pass
		MCH	QPSK	RB1#0	11.9	Pass
			16-QAM	RB1#0	11.10	Pass
		HCH	QPSK	RB1#0	11.11	Pass
			16-QAM	RB1#0	11.12	Pass
	15 MHz	LCH	QPSK	RB1#0	11.13	Pass
			16-QAM	RB1#0	11.14	Pass
		MCH	QPSK	RB1#0	11.15	Pass
			16-QAM	RB1#0	11.16	Pass
		HCH	QPSK	RB1#0	11.17	Pass
			16-QAM	RB1#0	11.18	Pass
	20 MHz	LCH	QPSK	RB1#0	11.19	Pass
			16-QAM	RB1#0	11.20	Pass
		MCH	QPSK	RB1#0	11.21	Pass
			16-QAM	RB1#0	11.22	Pass
		HCH	QPSK	RB1#0	11.23	Pass
			16-QAM	RB1#0	11.24	Pass

Test Band	Test Bandwidth	Test Channel	Test Mode	Test RB (Size#Offset)	Refer to Plot ^{Note3}	Verdict
Band 12	1.4 MHz	LCH	QPSK	RB1#0	12.1	Pass
			16-QAM	RB1#0	12.2	Pass
		MCH	QPSK	RB1#0	12.3	Pass
			16-QAM	RB1#0	12.4	Pass
		HCH	QPSK	RB1#0	12.5	Pass
			16-QAM	RB1#0	12.6	Pass
	3 MHz	LCH	QPSK	RB1#0	12.7	Pass
			16-QAM	RB1#0	12.8	Pass
		MCH	QPSK	RB1#0	12.9	Pass
			16-QAM	RB1#0	12.10	Pass
		HCH	QPSK	RB1#0	12.11	Pass
			16-QAM	RB1#0	12.12	Pass
	5 MHz	LCH	QPSK	RB1#0	12.13	Pass
			16-QAM	RB1#0	12.14	Pass
		MCH	QPSK	RB1#0	12.15	Pass
			16-QAM	RB1#0	12.16	Pass
		HCH	QPSK	RB1#0	12.17	Pass
			16-QAM	RB1#0	12.18	Pass
	10 MHz	LCH	QPSK	RB1#0	12.19	Pass
			16-QAM	RB1#0	12.20	Pass
		MCH	QPSK	RB1#0	12.21	Pass
			16-QAM	RB1#0	12.22	Pass
		HCH	QPSK	RB1#0	12.23	Pass
			16-QAM	RB1#0	12.24	Pass

Test Band	Test Bandwidth	Test Channel	Test Mode	Test RB (Size#Offset)	Refer to Plot ^{Note3}	Verdict
Band 13	5 MHz	LCH	QPSK	RB1#0	13.1	Pass
			16-QAM	RB1#0	13.2	Pass
		MCH	QPSK	RB1#0	13.3	Pass
			16-QAM	RB1#0	13.4	Pass
		HCH	QPSK	RB1#0	13.5	Pass
			16-QAM	RB1#0	13.6	Pass
	10 MHz	MCH	QPSK	RB1#0	13.7	Pass
			16-QAM	RB1#0	13.8	Pass

Test Band	Test Bandwidth	Test Channel	Test Mode	Test RB (Size#Offset)	Refer to Plot ^{Note3}	Verdict
Band 17	5 MHz	LCH	QPSK	RB1#0	14.1	Pass
			16-QAM	RB1#0	14.2	Pass
		MCH	QPSK	RB1#0	14.3	Pass
			16-QAM	RB1#0	14.4	Pass
		HCH	QPSK	RB1#0	14.5	Pass
			16-QAM	RB1#0	14.6	Pass
	10 MHz	LCH	QPSK	RB1#0	14.7	Pass
			16-QAM	RB1#0	14.8	Pass
		MCH	QPSK	RB1#0	14.9	Pass
			16-QAM	RB1#0	14.10	Pass
		HCH	QPSK	RB1#0	14.11	Pass
			16-QAM	RB1#0	14.12	Pass

Test Band	Test Bandwidth	Test Channel	Test Mode	Test RB (Size#Offset)	Refer to Plot ^{Note3}	Verdict
Band 26 (Part22)	1.4 MHz	LCH	QPSK	RB1#0	15.1	Pass
			16-QAM	RB1#0	15.2	Pass
		MCH	QPSK	RB1#0	15.3	Pass
			16-QAM	RB1#0	15.4	Pass
		HCH	QPSK	RB1#0	15.5	Pass
			16-QAM	RB1#0	15.6	Pass
	3 MHz	LCH	QPSK	RB1#0	15.7	Pass
			16-QAM	RB1#0	15.8	Pass
		MCH	QPSK	RB1#0	15.9	Pass
			16-QAM	RB1#0	15.10	Pass
		HCH	QPSK	RB1#0	15.11	Pass
			16-QAM	RB1#0	15.12	Pass
	5 MHz	LCH	QPSK	RB1#0	15.13	Pass
			16-QAM	RB1#0	15.14	Pass
		MCH	QPSK	RB1#0	15.15	Pass
			16-QAM	RB1#0	15.16	Pass
		HCH	QPSK	RB1#0	15.17	Pass
			16-QAM	RB1#0	15.18	Pass
	10 MHz	LCH	QPSK	RB1#0	15.19	Pass
			16-QAM	RB1#0	15.20	Pass
		MCH	QPSK	RB1#0	15.21	Pass
			16-QAM	RB1#0	15.22	Pass
		HCH	QPSK	RB1#0	15.23	Pass
			16-QAM	RB1#0	15.24	Pass
	15 MHz	LCH	QPSK	RB1#0	15.25	Pass
			16-QAM	RB1#0	15.26	Pass
		MCH	QPSK	RB1#0	15.27	Pass
			16-QAM	RB1#0	15.28	Pass
		HCH	QPSK	RB1#0	15.29	Pass
			16-QAM	RB1#0	15.30	Pass

Test Band	Test Bandwidth	Test Channel	Test Mode	Test RB (Size#Offset)	Refer to Plot ^{Note3}	Verdict
Band 26 (Part90)	1.4 MHz	LCH	QPSK	RB1#0	16.1	Pass
			16-QAM	RB1#0	16.2	Pass
		MCH	QPSK	RB1#0	16.3	Pass
			16-QAM	RB1#0	16.4	Pass
		HCH	QPSK	RB1#0	16.5	Pass
			16-QAM	RB1#0	16.6	Pass
	3 MHz	LCH	QPSK	RB1#0	16.7	Pass
			16-QAM	RB1#0	16.8	Pass
		MCH	QPSK	RB1#0	16.9	Pass
			16-QAM	RB1#0	16.10	Pass
		HCH	QPSK	RB1#0	16.11	Pass
			16-QAM	RB1#0	16.12	Pass
	5 MHz	LCH	QPSK	RB1#0	16.13	Pass
			16-QAM	RB1#0	16.14	Pass
		MCH	QPSK	RB1#0	16.15	Pass
			16-QAM	RB1#0	16.16	Pass
		HCH	QPSK	RB1#0	16.17	Pass
			16-QAM	RB1#0	16.18	Pass
	10 MHz	MCH	QPSK	RB1#0	16.19	Pass
			16-QAM	RB1#0	16.20	Pass

Test Band	Test Bandwidth	Test Channel	Test Mode	Test RB (Size#Offset)	Refer to Plot ^{Note3}	Verdict
Band 38	5 MHz	LCH	QPSK	RB1#0	17.1	Pass
			16-QAM	RB1#0	17.2	Pass
		MCH	QPSK	RB1#0	17.3	Pass
			16-QAM	RB1#0	17.4	Pass
		HCH	QPSK	RB1#0	17.5	Pass
			16-QAM	RB1#0	17.6	Pass
	10 MHz	LCH	QPSK	RB1#0	17.7	Pass
			16-QAM	RB1#0	17.8	Pass
		MCH	QPSK	RB1#0	17.9	Pass
			16-QAM	RB1#0	17.10	Pass
		HCH	QPSK	RB1#0	17.11	Pass
			16-QAM	RB1#0	17.12	Pass
	15 MHz	LCH	QPSK	RB1#0	17.13	Pass
			16-QAM	RB1#0	17.14	Pass
		MCH	QPSK	RB1#0	17.15	Pass
			16-QAM	RB1#0	17.16	Pass
		HCH	QPSK	RB1#0	17.17	Pass
			16-QAM	RB1#0	17.18	Pass
	20 MHz	LCH	QPSK	RB1#0	17.19	Pass
			16-QAM	RB1#0	17.20	Pass
		MCH	QPSK	RB1#0	17.21	Pass
			16-QAM	RB1#0	17.22	Pass
		HCH	QPSK	RB1#0	17.23	Pass
			16-QAM	RB1#0	17.24	Pass

Test Band	Test Bandwidth	Test Channel	Test Mode	Test RB (Size#Offset)	Refer to Plot ^{Note3}	Verdict
Band 41	5 MHz	LCH	QPSK	RB1#0	18.1	Pass
			16-QAM	RB1#0	18.2	Pass
		MCH	QPSK	RB1#0	18.3	Pass
			16-QAM	RB1#0	18.4	Pass
		HCH	QPSK	RB1#0	18.5	Pass
			16-QAM	RB1#0	18.6	Pass
	10 MHz	LCH	QPSK	RB1#0	18.7	Pass
			16-QAM	RB1#0	18.8	Pass
		MCH	QPSK	RB1#0	18.9	Pass
			16-QAM	RB1#0	18.10	Pass
		HCH	QPSK	RB1#0	18.11	Pass
			16-QAM	RB1#0	18.12	Pass
	15 MHz	LCH	QPSK	RB1#0	18.13	Pass
			16-QAM	RB1#0	18.14	Pass
		MCH	QPSK	RB1#0	18.15	Pass
			16-QAM	RB1#0	18.16	Pass
		HCH	QPSK	RB1#0	18.17	Pass
			16-QAM	RB1#0	18.18	Pass
	20 MHz	LCH	QPSK	RB1#0	18.19	Pass
			16-QAM	RB1#0	18.20	Pass
		MCH	QPSK	RB1#0	18.21	Pass
			16-QAM	RB1#0	18.22	Pass
		HCH	QPSK	RB1#0	18.23	Pass
			16-QAM	RB1#0	18.24	Pass

Test Band	Test Bandwidth	Test Channel	Test Mode	Test RB (Size#Offset)	Refer to Plot ^{Note3}	Verdict
Band 66	1.4 MHz	LCH	QPSK	RB1#0	19.1	Pass
			16-QAM	RB1#0	19.2	Pass
		MCH	QPSK	RB1#0	19.3	Pass
			16-QAM	RB1#0	19.4	Pass
		HCH	QPSK	RB1#0	19.5	Pass
			16-QAM	RB1#0	19.6	Pass
	3 MHz	LCH	QPSK	RB1#0	19.7	Pass
			16-QAM	RB1#0	19.8	Pass
		MCH	QPSK	RB1#0	19.9	Pass
			16-QAM	RB1#0	19.10	Pass
		HCH	QPSK	RB1#0	19.11	Pass
			16-QAM	RB1#0	19.12	Pass
	5 MHz	LCH	QPSK	RB1#0	19.13	Pass
			16-QAM	RB1#0	19.14	Pass
		MCH	QPSK	RB1#0	19.15	Pass
			16-QAM	RB1#0	19.16	Pass
		HCH	QPSK	RB1#0	19.17	Pass
			16-QAM	RB1#0	19.18	Pass
	10 MHz	LCH	QPSK	RB1#0	19.19	Pass
			16-QAM	RB1#0	19.20	Pass
		MCH	QPSK	RB1#0	19.21	Pass
			16-QAM	RB1#0	19.22	Pass
		HCH	QPSK	RB1#0	19.23	Pass
			16-QAM	RB1#0	19.24	Pass
	15 MHz	LCH	QPSK	RB1#0	19.25	Pass
			16-QAM	RB1#0	19.26	Pass
		MCH	QPSK	RB1#0	19.27	Pass
			16-QAM	RB1#0	19.28	Pass
		HCH	QPSK	RB1#0	19.29	Pass
			16-QAM	RB1#0	19.30	Pass
	20 MHz	LCH	QPSK	RB1#0	19.31	Pass
			16-QAM	RB1#0	19.32	Pass
		MCH	QPSK	RB1#0	19.33	Pass
			16-QAM	RB1#0	19.34	Pass
		HCH	QPSK	RB1#0	19.35	Pass
			16-QAM	RB1#0	19.36	Pass

Test Channel	Modulation	PCC RB		SCC RB		Refer to Plot ^{†Note2}	Verdict
		Size	Offset	Size	Offset		
CA_7C							
20MHz+10MHz							
Low	QPSK	1	0	1	49	20.1	Pass
		100	0	50	0	20.2	Pass
	QPSK	1	0	1	49	20.3	Pass
		100	0	50	0	20.4	Pass
Mid	QPSK	1	0	1	49	20.5	Pass
		100	0	50	0	20.6	Pass
	16QAM	1	0	1	49	20.7	Pass
		100	0	50	0	20.8	Pass
High	QPSK	1	0	1	49	20.9	Pass
		100	0	50	0	20.10	Pass
	QPSK	1	0	1	49	20.11	Pass
		100	0	50	0	20.12	Pass
20MHz+20MHz							
Low	QPSK	1	0	1	99	20.13	Pass
		100	0	100	0	20.14	Pass
	QPSK	1	0	1	99	20.15	Pass
		100	0	100	0	20.16	Pass
Mid	QPSK	1	0	1	99	20.17	Pass
		100	0	100	0	20.18	Pass
	16QAM	1	0	1	99	20.19	Pass
		100	0	100	0	20.20	Pass
High	QPSK	1	0	1	99	20.21	Pass
		100	0	100	0	20.22	Pass
	QPSK	1	0	1	99	20.23	Pass
		100	0	100	0	20.24	Pass

Test Channel	Modulation	PCC RB		SCC RB		Refer to Plot ^{†Note2}	Verdict
		Size	Offset	Size	Offset		
CA_38C							
15MHz+15MHz							
Low	QPSK	1	0	1	74	21.1	Pass
		75	0	75	0	21.2	Pass
	16QAM	1	0	1	74	21.3	Pass
		75	0	75	0	21.4	Pass
Mid	QPSK	1	0	1	74	21.5	Pass
		75	0	75	0	21.6	Pass
	16QAM	1	0	1	74	21.7	Pass
		75	0	75	0	21.8	Pass
High	QPSK	1	0	1	74	21.9	Pass
		75	0	75	0	21.10	Pass
	16QAM	1	0	1	74	21.11	Pass
		75	0	75	0	21.12	Pass
20MHz+20MHz							
Low	QPSK	1	0	1	99	21.13	Pass
		100	0	100	0	21.14	Pass
	16QAM	1	0	1	99	21.15	Pass
		100	0	100	0	21.16	Pass
Mid	QPSK	1	0	1	99	21.17	Pass
		100	0	100	0	21.18	Pass
	16QAM	1	0	1	99	21.19	Pass
		100	0	100	0	21.20	Pass
High	QPSK	1	0	1	99	21.21	Pass
		100	0	100	0	21.22	Pass
	16QAM	1	0	1	99	21.23	Pass
		100	0	100	0	21.24	Pass

Test Channel	Modulation	PCC RB		SCC RB		Refer to Plot ^{Note2}	Verdict
		Size	Offset	Size	Offset		
CA_41C							
20MHz+5MHz							
Low	QPSK	1	0	1	24	22.1	Pass
		100	0	25	0	22.2	Pass
	16QAM	1	0	1	24	22.3	Pass
		100	0	25	0	22.4	Pass
Mid	QPSK	1	0	1	24	22.5	Pass
		100	0	25	0	22.6	Pass
	16QAM	1	0	1	24	22.7	Pass
		100	0	25	0	22.8	Pass
High	QPSK	1	0	1	24	22.9	Pass
		100	0	25	0	22.10	Pass
	16QAM	1	0	1	24	22.11	Pass
		100	0	25	0	22.12	Pass
20MHz+20MHz							
Low	QPSK	1	0	1	99	22.13	Pass
		100	0	100	0	22.14	Pass
	16QAM	1	0	1	99	22.15	Pass
		100	0	100	0	22.16	Pass
Mid	QPSK	1	0	1	99	22.17	Pass
		100	0	100	0	22.18	Pass
	16QAM	1	0	1	99	22.19	Pass
		100	0	100	0	22.20	Pass
High	QPSK	1	0	1	99	22.21	Pass
		100	0	100	0	22.22	Pass
	16QAM	1	0	1	99	22.23	Pass
		100	0	100	0	22.24	Pass

NR Mode Test Verdict

Test Band	NR Test Bandwidth (MHz)	Test Channel	Test Mode	NR UL RB No.	NR UL RB Pos.	Refer to Plot ^{Note3}	Verdict
n5	5	LCH	PI/2 BPSK	12	6	23.1	Pass
			QPSK	12	6	23.2	Pass
		MCH	PI/2 BPSK	12	6	23.3	Pass
			QPSK	12	6	23.4	Pass
		HCH	PI/2 BPSK	12	6	23.5	Pass
			QPSK	12	6	23.6	Pass
	15	LCH	PI/2 BPSK	36	18	23.7	Pass
			QPSK	36	18	23.8	Pass
		MCH	PI/2 BPSK	36	18	23.9	Pass
			QPSK	36	18	23.10	Pass
		HCH	PI/2 BPSK	36	18	23.11	Pass
			QPSK	36	18	23.12	Pass
	20	LCH	PI/2 BPSK	50	25	23.13	Pass
			QPSK	50	25	23.14	Pass
		MCH	PI/2 BPSK	50	25	23.15	Pass
			QPSK	50	25	23.16	Pass
		HCH	PI/2 BPSK	50	25	23.17	Pass
			QPSK	50	25	23.18	Pass

Test Band	NR Test Bandwidth (MHz)	Test Channel	Test Mode	NR UL RB No.	NR UL RB Pos.	Refer to Plot ^{Note3}	Verdict
n7	5	LCH	PI/2 BPSK	12	6	24.1	Pass
			QPSK	12	6	24.2	Pass
		MCH	PI/2 BPSK	12	6	24.3	Pass
			QPSK	12	6	24.4	Pass
		HCH	PI/2 BPSK	12	6	24.5	Pass
			QPSK	12	6	24.6	Pass
	15	LCH	PI/2 BPSK	36	18	24.7	Pass
			QPSK	36	18	24.8	Pass
		MCH	PI/2 BPSK	36	18	24.9	Pass
			QPSK	36	18	24.10	Pass
		HCH	PI/2 BPSK	36	18	24.11	Pass
			QPSK	36	18	24.12	Pass
	20	LCH	PI/2 BPSK	50	25	24.13	Pass
			QPSK	50	25	24.14	Pass
		MCH	PI/2 BPSK	50	25	24.15	Pass
			QPSK	50	25	24.16	Pass
		HCH	PI/2 BPSK	50	25	24.17	Pass
			QPSK	50	25	24.18	Pass

Test Band	NR Test Bandwidth (MHz)	Test Channel	Test Mode	NR UL RB No.	NR UL RB Pos.	Refer to Plot ^{Note3}	Verdict
n38	20	LCH	PI/2 BPSK	25	12	25.1	Pass
			QPSK	25	12	25.2	Pass
		MCH	PI/2 BPSK	25	12	25.3	Pass
			QPSK	25	12	25.4	Pass
		HCH	PI/2 BPSK	25	12	25.5	Pass
			QPSK	25	12	25.6	Pass
	30	LCH	PI/2 BPSK	36	18	25.7	Pass
			QPSK	36	18	25.8	Pass
		MCH	PI/2 BPSK	36	18	25.9	Pass
			QPSK	36	18	25.10	Pass
		HCH	PI/2 BPSK	36	18	25.11	Pass
			QPSK	36	18	25.12	Pass
	40	LCH	PI/2 BPSK	50	25	25.13	Pass
			QPSK	50	25	25.14	Pass
		MCH	PI/2 BPSK	50	25	25.15	Pass
			QPSK	50	25	25.16	Pass
		HCH	PI/2 BPSK	50	25	25.17	Pass
			QPSK	50	25	25.18	Pass

Test Band	NR Test Bandwidth (MHz)	Test Channel	Test Mode	NR UL RB No.	NR UL RB Pos.	Refer to Plot ^{Note3}	Verdict
n41	20	LCH	PI/2 BPSK	25	12	26.1	Pass
			QPSK	25	12	26.2	Pass
		MCH	PI/2 BPSK	25	12	26.3	Pass
			QPSK	25	12	26.4	Pass
		HCH	PI/2 BPSK	25	12	26.5	Pass
			QPSK	25	12	26.6	Pass
	60	LCH	PI/2 BPSK	81	40	26.7	Pass
			QPSK	81	40	26.8	Pass
		MCH	PI/2 BPSK	81	40	26.9	Pass
			QPSK	81	40	26.10	Pass
		HCH	PI/2 BPSK	81	40	26.11	Pass
			QPSK	81	40	26.12	Pass
	100	LCH	PI/2 BPSK	135	67	26.13	Pass
			QPSK	135	67	26.14	Pass
		MCH	PI/2 BPSK	135	67	26.15	Pass
			QPSK	135	67	26.16	Pass
		HCH	PI/2 BPSK	135	67	26.17	Pass
			QPSK	135	67	26.18	Pass

Test Band	NR Test Bandwidth (MHz)	Test Channel	Test Mode	NR UL RB No.	NR UL RB Pos.	Refer to Plot ^{Note3}	Verdict
n66	5	LCH	PI/2 BPSK	12	6	27.1	Pass
			QPSK	12	6	27.2	Pass
		MCH	PI/2 BPSK	12	6	27.3	Pass
			QPSK	12	6	27.4	Pass
		HCH	PI/2 BPSK	12	6	27.5	Pass
			QPSK	12	6	27.6	Pass
	15	LCH	PI/2 BPSK	36	18	27.7	Pass
			QPSK	36	18	27.8	Pass
		MCH	PI/2 BPSK	36	18	27.9	Pass
			QPSK	36	18	27.10	Pass
		HCH	PI/2 BPSK	36	18	27.11	Pass
			QPSK	36	18	27.12	Pass
	20	LCH	PI/2 BPSK	50	25	27.13	Pass
			QPSK	50	25	27.14	Pass
		MCH	PI/2 BPSK	50	25	27.15	Pass
			QPSK	50	25	27.16	Pass
		HCH	PI/2 BPSK	50	25	27.17	Pass
			QPSK	50	25	27.18	Pass

Test Band	NR Test Bandwidth (MHz)	Test Channel	Test Mode	NR UL RB No.	NR UL RB Pos.	Refer to Plot ^{Note3}	Verdict
DC_2A_n7A	20MHz(LTE) + 5MHz(NR)	LCH	PI/2 BPSK	12	6	28.1	Pass
			QPSK	12	6	28.2	Pass
		MCH	PI/2 BPSK	12	6	28.3	Pass
			QPSK	12	6	28.4	Pass
		HCH	PI/2 BPSK	12	6	28.5	Pass
			QPSK	12	6	28.6	Pass
	20MHz(LTE) + 15MHz(NR)	LCH	PI/2 BPSK	36	18	28.7	Pass
			QPSK	36	18	28.8	Pass
		MCH	PI/2 BPSK	36	18	28.9	Pass
			QPSK	36	18	28.10	Pass
		HCH	PI/2 BPSK	36	18	28.11	Pass
			QPSK	36	18	28.12	Pass
	20MHz(LTE) + 20MHz(NR)	LCH	PI/2 BPSK	50	25	28.13	Pass
			QPSK	50	25	28.14	Pass
		MCH	PI/2 BPSK	50	25	28.15	Pass
			QPSK	50	25	28.16	Pass
		HCH	PI/2 BPSK	50	25	28.17	Pass
			QPSK	50	25	28.18	Pass

Test Band	NR Test Bandwidth (MHz)	Test Channel	Test Mode	NR UL RB No.	NR UL RB Pos.	Refer to Plot ^{Note3}	Verdict
DC_5A_n7A	10MHz(LTE) + 5MHz(NR)	LCH	PI/2 BPSK	12	6	29.1	Pass
			QPSK	12	6	29.2	Pass
		MCH	PI/2 BPSK	12	6	29.3	Pass
			QPSK	12	6	29.4	Pass
		HCH	PI/2 BPSK	12	6	29.5	Pass
			QPSK	12	6	29.6	Pass
	10MHz(LTE) + 15MHz(NR)	LCH	PI/2 BPSK	36	18	29.7	Pass
			QPSK	36	18	29.8	Pass
		MCH	PI/2 BPSK	36	18	29.9	Pass
			QPSK	36	18	29.10	Pass
		HCH	PI/2 BPSK	36	18	29.11	Pass
			QPSK	36	18	29.12	Pass
	10MHz(LTE) + 20MHz(NR)	LCH	PI/2 BPSK	50	25	29.13	Pass
			QPSK	50	25	29.14	Pass
		MCH	PI/2 BPSK	50	25	29.15	Pass
			QPSK	50	25	29.16	Pass
		HCH	PI/2 BPSK	50	25	29.17	Pass
			QPSK	50	25	29.18	Pass

Test Band	NR Test Bandwidth (MHz)	Test Channel	Test Mode	NR UL RB No.	NR UL RB Pos.	Refer to Plot ^{Note3}	Verdict
DC_5A_n66A	10MHz(LTE) + 5MHz(NR)	LCH	PI/2 BPSK	12	6	30.1	Pass
			QPSK	12	6	30.2	Pass
		MCH	PI/2 BPSK	12	6	30.3	Pass
			QPSK	12	6	30.4	Pass
		HCH	PI/2 BPSK	12	6	30.5	Pass
			QPSK	12	6	30.6	Pass
	10MHz(LTE) + 20MHz(NR)	LCH	PI/2 BPSK	50	25	30.7	Pass
			QPSK	50	25	30.8	Pass
		MCH	PI/2 BPSK	50	25	30.9	Pass
			QPSK	50	25	30.10	Pass
		HCH	PI/2 BPSK	50	25	30.11	Pass
			QPSK	50	25	30.12	Pass
	10MHz(LTE) + 30MHz(NR)	LCH	PI/2 BPSK	80	40	30.13	Pass
			QPSK	80	40	30.14	Pass
		MCH	PI/2 BPSK	80	40	30.15	Pass
			QPSK	80	40	30.16	Pass
		HCH	PI/2 BPSK	80	40	30.17	Pass
			QPSK	80	40	30.18	Pass

Test Band	NR Test Bandwidth (MHz)	Test Channel	Test Mode	NR UL RB No.	NR UL RB Pos.	Refer to Plot ^{Note3}	Verdict
DC_7A_n5A	20MHz(LTE) + 5MHz(NR)	LCH	PI/2 BPSK	12	6	31.1	Pass
			QPSK	12	6	31.2	Pass
		MCH	PI/2 BPSK	12	6	31.3	Pass
			QPSK	12	6	31.4	Pass
		HCH	PI/2 BPSK	12	6	31.5	Pass
			QPSK	12	6	31.6	Pass
	20MHz(LTE) + 15MHz(NR)	LCH	PI/2 BPSK	36	18	31.7	Pass
			QPSK	36	18	31.8	Pass
		MCH	PI/2 BPSK	36	18	31.9	Pass
			QPSK	36	18	31.10	Pass
		HCH	PI/2 BPSK	36	18	31.11	Pass
			QPSK	36	18	31.12	Pass
	20MHz(LTE) + 20MHz(NR)	LCH	PI/2 BPSK	50	25	31.13	Pass
			QPSK	50	25	31.14	Pass
		MCH	PI/2 BPSK	50	25	31.15	Pass
			QPSK	50	25	31.16	Pass
		HCH	PI/2 BPSK	50	25	31.17	Pass
			QPSK	50	25	31.18	Pass

Test Band	NR Test Bandwidth (MHz)	Test Channel	Test Mode	NR UL RB No.	NR UL RB Pos.	Refer to Plot ^{Note3}	Verdict
DC_7A_n66A	20MHz(LTE) + 5MHz(NR)	LCH	PI/2 BPSK	12	6	32.1	Pass
			QPSK	12	6	32.2	Pass
		MCH	PI/2 BPSK	12	6	32.3	Pass
			QPSK	12	6	32.4	Pass
		HCH	PI/2 BPSK	12	6	32.5	Pass
			QPSK	12	6	32.6	Pass
	20MHz(LTE) + 20MHz(NR)	LCH	PI/2 BPSK	50	25	32.7	Pass
			QPSK	50	25	32.8	Pass
		MCH	PI/2 BPSK	50	25	32.9	Pass
			QPSK	50	25	32.10	Pass
		HCH	PI/2 BPSK	50	25	32.11	Pass
			QPSK	50	25	32.12	Pass
	20MHz(LTE) + 30MHz(NR)	LCH	PI/2 BPSK	80	40	32.13	Pass
			QPSK	80	40	32.14	Pass
		MCH	PI/2 BPSK	80	40	32.15	Pass
			QPSK	80	40	32.16	Pass
		HCH	PI/2 BPSK	80	40	32.17	Pass
			QPSK	80	40	32.18	Pass

Test Band	NR Test Bandwidth (MHz)	Test Channel	Test Mode	NR UL RB No.	NR UL RB Pos.	Refer to Plot ^{Note3}	Verdict
DC_12 A_n66A	10MHz(LTE) + 5MHz(NR)	LCH	PI/2 BPSK	12	6	33.1	Pass
			QPSK	12	6	33.2	Pass
		MCH	PI/2 BPSK	12	6	33.3	Pass
			QPSK	12	6	33.4	Pass
		HCH	PI/2 BPSK	12	6	33.5	Pass
			QPSK	12	6	33.6	Pass
	10MHz(LTE) + 20MHz(NR)	LCH	PI/2 BPSK	50	25	33.7	Pass
			QPSK	50	25	33.8	Pass
		MCH	PI/2 BPSK	50	25	33.9	Pass
			QPSK	50	25	33.10	Pass
		HCH	PI/2 BPSK	50	25	33.11	Pass
			QPSK	50	25	33.12	Pass
	10MHz(LTE) + 30MHz(NR)	LCH	PI/2 BPSK	80	40	33.13	Pass
			QPSK	80	40	33.14	Pass
		MCH	PI/2 BPSK	80	40	33.15	Pass
			QPSK	80	40	33.16	Pass
		HCH	PI/2 BPSK	80	40	33.17	Pass
			QPSK	80	40	33.18	Pass

Test Band	NR Test Bandwidth (MHz)	Test Channel	Test Mode	NR UL RB No.	NR UL RB Pos.	Refer to Plot ^{Note3}	Verdict
DC_26 A_n41A	15MHz(LTE) + 20MHz(NR)	LCH	PI/2 BPSK	25	12	34.1	Pass
			QPSK	25	12	34.2	Pass
		MCH	PI/2 BPSK	25	12	34.3	Pass
			QPSK	25	12	34.4	Pass
		HCH	PI/2 BPSK	25	12	34.5	Pass
			QPSK	25	12	34.6	Pass
	15MHz(LTE) + 60MHz(NR)	LCH	PI/2 BPSK	81	40	34.7	Pass
			QPSK	81	40	34.8	Pass
		MCH	PI/2 BPSK	81	40	34.9	Pass
			QPSK	81	40	34.10	Pass
		HCH	PI/2 BPSK	81	40	34.11	Pass
			QPSK	81	40	34.12	Pass
	15MHz(LTE) + 100MHz(NR)	LCH	PI/2 BPSK	135	67	34.13	Pass
			QPSK	135	67	34.14	Pass
		MCH	PI/2 BPSK	135	67	34.15	Pass
			QPSK	135	67	34.16	Pass
		HCH	PI/2 BPSK	135	67	34.17	Pass
			QPSK	135	67	34.18	Pass

Test Band	NR Test Bandwidth (MHz)	Test Channel	Test Mode	NR UL RB No.	NR UL RB Pos.	Refer to Plot ^{Note3}	Verdict
DC_66 A_n5A	20MHz(LTE) + 5MHz(NR)	LCH	PI/2 BPSK	12	6	35.1	Pass
			QPSK	12	6	35.2	Pass
		MCH	PI/2 BPSK	12	6	35.3	Pass
			QPSK	12	6	35.4	Pass
		HCH	PI/2 BPSK	12	6	35.5	Pass
			QPSK	12	6	35.6	Pass
	20MHz(LTE) + 15MHz(NR)	LCH	PI/2 BPSK	36	18	35.7	Pass
			QPSK	36	18	35.8	Pass
		MCH	PI/2 BPSK	36	18	35.9	Pass
			QPSK	36	18	35.10	Pass
		HCH	PI/2 BPSK	36	18	35.11	Pass
			QPSK	36	18	35.12	Pass
	20MHz(LTE) + 20MHz(NR)	LCH	PI/2 BPSK	50	25	35.13	Pass
			QPSK	50	25	35.14	Pass
		MCH	PI/2 BPSK	50	25	35.15	Pass
			QPSK	50	25	35.16	Pass
		HCH	PI/2 BPSK	50	25	35.17	Pass
			QPSK	50	25	35.18	Pass

Test Band	NR Test Bandwidth (MHz)	Test Channel	Test Mode	NR UL RB No.	NR UL RB Pos.	Refer to Plot ^{Note3}	Verdict
DC_66 A_n7A	20MHz(LTE) + 5MHz(NR)	LCH	PI/2 BPSK	12	6	36.1	Pass
			QPSK	12	6	36.2	Pass
		MCH	PI/2 BPSK	12	6	36.3	Pass
			QPSK	12	6	36.4	Pass
		HCH	PI/2 BPSK	12	6	36.5	Pass
			QPSK	12	6	36.6	Pass
	20MHz(LTE) + 15MHz(NR)	LCH	PI/2 BPSK	36	18	36.7	Pass
			QPSK	36	18	36.8	Pass
		MCH	PI/2 BPSK	36	18	36.9	Pass
			QPSK	36	18	36.10	Pass
		HCH	PI/2 BPSK	36	18	36.11	Pass
			QPSK	36	18	36.12	Pass
	20MHz(LTE) + 20MHz(NR)	LCH	PI/2 BPSK	50	25	36.13	Pass
			QPSK	50	25	36.14	Pass
		MCH	PI/2 BPSK	50	25	36.15	Pass
			QPSK	50	25	36.16	Pass
		HCH	PI/2 BPSK	50	25	36.17	Pass
			QPSK	50	25	36.18	Pass

A.6 Band Edge

Note 1: Test plots please refer to the document "Annex No.:BL-SZ21B0287-501 Data Part 4.pdf".

GSM and WCDMA Mode Test Verdict

Test Band	Test Channel	Refer to Plot ^{Note1}	Verdict
GSM 850	LCH	1.1	Pass
	HCH	1.2	Pass
GSM 1900	LCH	2.1	Pass
	HCH	2.2	Pass
EGPRS 850	LCH	3.1	Pass
	HCH	3.2	Pass
EGPRS 1900	LCH	4.1	Pass
	HCH	4.2	Pass
WCDMA Band 2	LCH	5.1	Pass
	HCH	5.2	Pass
WCDMA Band 4	LCH	6.1	Pass
	HCH	6.2	Pass
WCDMA Band 5	LCH	7.1	Pass
	HCH	7.2	Pass

LTE Mode Test Verdict

Test Band	Test Bandwidth	Test Channel	Test Mode	Test RB (Size#Offset)	Refer to Plot ^{Note1}	Verdict
Band 2	1.4 MHz	LCH	QPSK	RB1#0	8.1	Pass
				RB6#0	8.2	Pass
			16-QAM	RB1#0	8.3	Pass
				RB6#0	8.4	Pass
		HCH	QPSK	RB1#5	8.5	Pass
				RB6#0	8.6	Pass
			16-QAM	RB1#5	8.7	Pass
				RB6#0	8.8	Pass
	3 MHz	LCH	QPSK	RB1#0	8.9	Pass
				RB15#0	8.10	Pass
			16-QAM	RB1#0	8.11	Pass
				RB15#0	8.12	Pass
		HCH	QPSK	RB1#14	8.13	Pass
				RB15#0	8.14	Pass
			16-QAM	RB1#14	8.15	Pass
				RB15#0	8.16	Pass
	5 MHz	LCH	QPSK	RB1#0	8.17	Pass
				RB25#0	8.18	Pass
			16-QAM	RB1#0	8.19	Pass
				RB25#0	8.20	Pass
		HCH	QPSK	RB1#24	8.21	Pass
				RB25#0	8.22	Pass
			16-QAM	RB1#24	8.23	Pass
				RB25#0	8.24	Pass
	10 MHz	LCH	QPSK	RB1#0	8.25	Pass
				RB50#0	8.26	Pass
			16-QAM	RB1#0	8.27	Pass
				RB50#0	8.28	Pass
		HCH	QPSK	RB1#49	8.29	Pass
				RB50#0	8.30	Pass
			16-QAM	RB1#49	8.31	Pass
				RB50#0	8.32	Pass
15 MHz	LCH	QPSK	RB1#0	8.33	Pass	
			RB75#0	8.34	Pass	
		16-QAM	RB1#0	8.35	Pass	
			RB75#0	8.36	Pass	
	HCH	QPSK	RB1#74	8.37	Pass	
			RB75#0	8.38	Pass	
		16-QAM	RB1#74	8.39	Pass	
			RB75#0	8.40	Pass	
20 MHz	LCH	QPSK	RB1#0	8.41	Pass	
			RB100#0	8.42	Pass	

Test Band	Test Bandwidth	Test Channel	Test Mode	Test RB (Size#Offset)	Refer to Plot ^{Note1}	Verdict
			16-QAM	RB1#0	8.43	Pass
				RB100#0	8.44	Pass
		HCH	QPSK	RB1#99	8.45	Pass
				RB100#0	8.46	Pass
			16-QAM	RB1#99	8.47	Pass
				RB100#0	8.48	Pass

Test Band	Test Bandwidth	Test Channel	Test Mode	Test RB (Size#Offset)	Refer to Plot ^{Note1}	Verdict
Band 4	1.4 MHz	LCH	QPSK	RB1#0	9.1	Pass
				RB6#0	9.2	Pass
			16-QAM	RB1#0	9.3	Pass
				RB6#0	9.4	Pass
		HCH	QPSK	RB1#5	9.5	Pass
				RB6#0	9.6	Pass
			16-QAM	RB1#5	9.7	Pass
				RB6#0	9.8	Pass
	3 MHz	LCH	QPSK	RB1#0	9.9	Pass
				RB15#0	9.10	Pass
			16-QAM	RB1#0	9.11	Pass
				RB15#0	9.12	Pass
		HCH	QPSK	RB1#14	9.13	Pass
				RB15#0	9.14	Pass
			16-QAM	RB1#14	9.15	Pass
				RB15#0	9.16	Pass
	5 MHz	LCH	QPSK	RB1#0	9.17	Pass
				RB25#0	9.18	Pass
			16-QAM	RB1#0	9.19	Pass
				RB25#0	9.20	Pass
		HCH	QPSK	RB1#24	9.21	Pass
				RB25#0	9.22	Pass
			16-QAM	RB1#24	9.23	Pass
				RB25#0	9.24	Pass
	10 MHz	LCH	QPSK	RB1#0	9.25	Pass
				RB50#0	9.26	Pass
			16-QAM	RB1#0	9.27	Pass
				RB50#0	9.28	Pass
		HCH	QPSK	RB1#49	9.29	Pass
				RB50#0	9.30	Pass
			16-QAM	RB1#49	9.31	Pass
				RB50#0	9.32	Pass
15 MHz	LCH	QPSK	RB1#0	9.33	Pass	
			RB75#0	9.34	Pass	
		16-QAM	RB1#0	9.35	Pass	
			RB75#0	9.36	Pass	
	HCH	QPSK	RB1#74	9.37	Pass	
			RB75#0	9.38	Pass	
		16-QAM	RB1#74	9.39	Pass	
			RB75#0	9.40	Pass	
20 MHz	LCH	QPSK	RB1#0	9.41	Pass	
			RB100#0	9.42	Pass	

Test Band	Test Bandwidth	Test Channel	Test Mode	Test RB (Size#Offset)	Refer to Plot ^{Note1}	Verdict
			16-QAM	RB1#0	9.43	Pass
				RB100#0	9.44	Pass
		HCH	QPSK	RB1#99	9.45	Pass
				RB100#0	9.46	Pass
			16-QAM	RB1#99	9.47	Pass
				RB100#0	9.48	Pass

Test Band	Test Bandwidth	Test Channel	Test Mode	Test RB (Size#Offset)	Refer to Plot ^{Note1}	Verdict
Band 5	1.4 MHz	LCH	QPSK	RB1#0	10.1	Pass
				RB6#0	10.2	Pass
			16-QAM	RB1#0	10.3	Pass
				RB6#0	10.4	Pass
		HCH	QPSK	RB1#5	10.5	Pass
				RB6#0	10.6	Pass
			16-QAM	RB1#5	10.7	Pass
				RB6#0	10.8	Pass
	3 MHz	LCH	QPSK	RB1#0	10.9	Pass
				RB15#0	10.10	Pass
			16-QAM	RB1#0	10.11	Pass
				RB15#0	10.12	Pass
		HCH	QPSK	RB1#14	10.13	Pass
				RB15#0	10.14	Pass
			16-QAM	RB1#14	10.15	Pass
				RB15#0	10.16	Pass
	5 MHz	LCH	QPSK	RB1#0	10.17	Pass
				RB25#0	10.18	Pass
			16-QAM	RB1#0	10.19	Pass
				RB25#0	10.20	Pass
		HCH	QPSK	RB1#24	10.21	Pass
				RB25#0	10.22	Pass
			16-QAM	RB1#24	10.23	Pass
				RB25#0	10.24	Pass
	10 MHz	LCH	QPSK	RB1#0	10.25	Pass
				RB50#0	10.26	Pass
			16-QAM	RB1#0	10.27	Pass
				RB50#0	10.28	Pass
		HCH	QPSK	RB1#49	10.29	Pass
				RB50#0	10.30	Pass
16-QAM			RB1#49	10.31	Pass	
			RB50#0	10.32	Pass	

Test Band	Test Bandwidth	Test Channel	Test Mode	Test RB (Size#Offset)	Refer to Plot ^{Note1}	Verdict
Band 7	5 MHz	LCH	QPSK	RB1#0	11.1	Pass
				RB25#0	11.2	Pass
			16-QAM	RB1#0	11.3	Pass
				RB25#0	11.4	Pass
		HCH	QPSK	RB1#24	11.5	Pass
				RB25#0	11.6	Pass
			16-QAM	RB1#24	11.7	Pass
				RB25#0	11.8	Pass
	10 MHz	LCH	QPSK	RB1#0	11.9	Pass
				RB50#0	11.10	Pass
			16-QAM	RB1#0	11.11	Pass
				RB50#0	11.12	Pass
		HCH	QPSK	RB1#49	11.13	Pass
				RB50#0	11.14	Pass
			16-QAM	RB1#49	11.15	Pass
				RB50#0	11.16	Pass
	15 MHz	LCH	QPSK	RB1#0	11.17	Pass
				RB75#0	11.18	Pass
			16-QAM	RB1#0	11.19	Pass
				RB75#0	11.20	Pass
		HCH	QPSK	RB1#74	11.21	Pass
				RB75#0	11.22	Pass
			16-QAM	RB1#74	11.23	Pass
				RB75#0	11.24	Pass
20 MHz	LCH	QPSK	RB1#0	11.25	Pass	
			RB100#0	11.26	Pass	
		16-QAM	RB1#0	11.27	Pass	
			RB100#0	11.28	Pass	
	HCH	QPSK	RB1#99	11.29	Pass	
			RB100#0	11.30	Pass	
		16-QAM	RB1#99	11.31	Pass	
			RB100#0	11.32	Pass	

Test Band	Test Bandwidth	Test Channel	Test Mode	Test RB (Size#Offset)	Refer to Plot ^{Note1}	Verdict
Band 12	1.4 MHz	LCH	QPSK	RB1#0	12.1	Pass
				RB6#0	12.2	Pass
			16-QAM	RB1#0	12.3	Pass
				RB6#0	12.4	Pass
		HCH	QPSK	RB1#5	12.5	Pass
				RB6#0	12.6	Pass
			16-QAM	RB1#5	12.7	Pass
				RB6#0	12.8	Pass
	3 MHz	LCH	QPSK	RB1#0	12.9	Pass
				RB15#0	12.10	Pass
			16-QAM	RB1#0	12.11	Pass
				RB15#0	12.12	Pass
		HCH	QPSK	RB1#14	12.13	Pass
				RB15#0	12.14	Pass
			16-QAM	RB1#14	12.15	Pass
				RB15#0	12.16	Pass
	5 MHz	LCH	QPSK	RB1#0	12.17	Pass
				RB25#0	12.18	Pass
			16-QAM	RB1#0	12.19	Pass
				RB25#0	12.20	Pass
		HCH	QPSK	RB1#24	12.21	Pass
				RB25#0	12.22	Pass
			16-QAM	RB1#24	12.23	Pass
				RB25#0	12.24	Pass
10 MHz	LCH	QPSK	RB1#0	12.25	Pass	
			RB50#0	12.26	Pass	
		16-QAM	RB1#0	12.27	Pass	
			RB50#0	12.28	Pass	
	HCH	QPSK	RB1#49	12.29	Pass	
			RB50#0	12.30	Pass	
		16-QAM	RB1#49	12.31	Pass	
			RB50#0	12.32	Pass	

Test Band	Test Bandwidth	Test Channel	Test Mode	Test RB (Size#Offset)	Refer to Plot ^{Note1}	Verdict
Band13	5 MHz	LCH	QPSK	RB1#0	13.1	Pass
				RB25#0	13.2	Pass
			16-QAM	RB1#0	13.3	Pass
				RB25#0	13.4	Pass
		HCH	QPSK	RB1#24	13.5	Pass
				RB25#0	13.6	Pass
			16-QAM	RB1#24	13.7	Pass
				RB25#0	13.8	Pass
	10 MHz	LCH	QPSK	RB1#0	13.9	Pass
				RB50#0	13.10	Pass
			16-QAM	RB1#0	13.11	Pass
				RB50#0	13.12	Pass
		HCH	QPSK	RB1#49	13.13	Pass
				RB50#0	13.14	Pass
			16-QAM	RB1#49	13.15	Pass
				RB50#0	13.16	Pass

Emission Mask						
Test Band	Test Bandwidth	Test Channel	Test Mode	Test RB (Size#Offset)	Refer to Plot ^{Note3}	Verdict
Band 13	5 MHz	LCH	QPSK	RB1#0	13.17	Pass
				RB25#0	13.18	Pass
			16-QAM	RB1#0	13.19	Pass
				RB25#0	13.20	Pass
		HCH	QPSK	RB1#0	13.21	Pass
				RB25#0	13.22	Pass
			16-QAM	RB1#0	13.23	Pass
				RB25#0	13.24	Pass
	10 MHz	LCH	QPSK	RB1#0	13.25	Pass
				RB50#0	13.26	Pass
			16-QAM	RB1#0	13.27	Pass
				RB50#0	13.28	Pass
		HCH	QPSK	RB1#49	13.29	Pass
				RB50#0	13.30	Pass
			16-QAM	RB1#49	13.31	Pass
				RB50#0	13.32	Pass

Test Band	Test Bandwidth	Test Channel	Test Mode	Test RB (Size#Offset)	Refer to Plot ^{Note1}	Verdict
Band 17	5 MHz	LCH	QPSK	RB1#0	14.1	Pass
				RB25#0	14.2	Pass
			16-QAM	RB1#0	14.3	Pass
				RB25#0	14.4	Pass
		HCH	QPSK	RB1#24	14.5	Pass
				RB25#0	14.6	Pass
			16-QAM	RB1#24	14.7	Pass
				RB25#0	14.8	Pass
	10 MHz	LCH	QPSK	RB1#0	14.9	Pass
				RB50#0	14.10	Pass
			16-QAM	RB1#0	14.11	Pass
				RB50#0	14.12	Pass
		HCH	QPSK	RB1#49	14.13	Pass
				RB50#0	14.14	Pass
			16-QAM	RB1#49	14.15	Pass
				RB50#0	14.16	Pass

Test Band	Test Bandwidth	Test Channel	Test Mode	Test RB (Size#Offset)	Refer to Plot ^{Note1}	Verdict
Band 26 (Part22)	1.4 MHz	LCH	QPSK	RB1#0	15.1	Pass
				RB6#0	15.2	Pass
		16-QAM	RB1#0	15.3	Pass	
			RB6#0	15.4	Pass	
		HCH	QPSK	RB1#5	15.5	Pass
				RB6#0	15.6	Pass
	16-QAM	RB1#5	15.7	Pass		
		RB6#0	15.8	Pass		
	3 MHz	LCH	QPSK	RB1#0	15.9	Pass
				RB15#0	15.10	Pass
		16-QAM	RB1#0	15.11	Pass	
			RB15#0	15.12	Pass	
		HCH	QPSK	RB1#14	15.13	Pass
				RB15#0	15.14	Pass
	16-QAM	RB1#14	15.15	Pass		
		RB15#0	15.16	Pass		
	5 MHz	LCH	QPSK	RB1#0	15.17	Pass
				RB25#0	15.18	Pass
		16-QAM	RB1#0	15.19	Pass	
			RB25#0	15.20	Pass	
		HCH	QPSK	RB1#24	15.21	Pass
				RB25#0	15.22	Pass
	16-QAM	RB1#24	15.23	Pass		
		RB25#0	15.24	Pass		
	10 MHz	LCH	QPSK	RB1#0	15.25	Pass
				RB50#0	15.26	Pass
		16-QAM	RB1#0	15.27	Pass	
			RB50#0	15.28	Pass	
		HCH	QPSK	RB1#49	15.29	Pass
				RB50#0	15.30	Pass
	16-QAM	RB1#49	15.31	Pass		
		RB50#0	15.32	Pass		
	15 MHz	LCH	QPSK	RB1#0	15.33	Pass
				RB75#0	15.34	Pass
		16-QAM	RB1#0	15.35	Pass	
			RB75#0	15.36	Pass	
HCH		QPSK	RB1#74	15.37	Pass	
			RB75#0	15.38	Pass	
16-QAM	RB1#74	15.39	Pass			
	RB75#0	15.40	Pass			

Test Band	Test Bandwidth	Test Channel	Test Mode	Test RB (Size#Offset)	Refer to Plot ^{Note1}		Verdict
					In-band	Out-of-band	
Band 26 (Part90)	1.4 MHz	LCH	QPSK	RB1#0	16.1	17.1	Pass
				RB6#0	16.2	17.2	Pass
		16-QAM	RB1#0	16.3	17.3	Pass	
			RB6#0	16.4	17.4	Pass	
		HCH	QPSK	RB1#5	16.5	17.5	Pass
				RB6#0	16.6	17.6	Pass
	16-QAM		RB1#5	16.7	17.7	Pass	
	3 MHz	LCH	QPSK	RB1#0	16.9	17.9	Pass
				RB15#0	16.10	17.10	Pass
			16-QAM	RB1#0	16.11	17.11	Pass
		HCH		RB15#0	16.12	17.12	Pass
			QPSK	RB1#14	16.13	17.13	Pass
				RB15#0	16.14	17.14	Pass
	5 MHz	LCH	16-QAM	RB1#14	16.15	17.15	Pass
				RB15#0	16.16	17.16	Pass
			QPSK	RB1#0	16.17	17.17	Pass
		HCH		RB25#0	16.18	17.18	Pass
			16-QAM	RB1#0	16.19	17.19	Pass
				RB25#0	16.20	17.20	Pass
	10 MHz	MCH	QPSK	RB1#24	16.21	17.21	Pass
				RB25#0	16.22	17.22	Pass
			16-QAM	RB1#24	16.23	17.23	Pass
		MCH		RB25#0	16.24	17.24	Pass
			QPSK	RB1#0	16.25	17.25	Pass
				RB50#0	16.26	17.26	Pass
	MCH	16-QAM	RB1#0	16.27	17.27	Pass	
			RB50#0	16.28	17.28	Pass	
		QPSK	RB1#49	16.29	17.29	Pass	
			RB50#0	16.30	17.30	Pass	
	MCH	16-QAM	RB1#49	16.31	17.31	Pass	
			RB50#0	16.32	17.32	Pass	

Test Band	Test Bandwidth	Test Channel	Test Mode	Test RB (Size#Offset)	Refer to Plot ^{Note1}	Verdict
Band 38	5 MHz	LCH	QPSK	RB1#0	18.1	Pass
				RB25#0	18.2	Pass
			16-QAM	RB1#0	18.3	Pass
				RB25#0	18.4	Pass
		HCH	QPSK	RB1#24	18.5	Pass
				RB25#0	18.6	Pass
			16-QAM	RB1#24	18.7	Pass
				RB25#0	18.8	Pass
	10 MHz	LCH	QPSK	RB1#0	18.9	Pass
				RB50#0	18.10	Pass
			16-QAM	RB1#0	18.11	Pass
				RB50#0	18.12	Pass
		HCH	QPSK	RB1#49	18.13	Pass
				RB50#0	18.14	Pass
			16-QAM	RB1#49	18.15	Pass
				RB50#0	18.16	Pass
	15 MHz	LCH	QPSK	RB1#0	18.17	Pass
				RB75#0	18.18	Pass
			16-QAM	RB1#0	18.19	Pass
				RB75#0	18.20	Pass
		HCH	QPSK	RB1#74	18.21	Pass
				RB75#0	18.22	Pass
			16-QAM	RB1#74	18.23	Pass
				RB75#0	18.24	Pass
	20 MHz	LCH	QPSK	RB1#0	18.25	Pass
				RB100#0	18.26	Pass
			16-QAM	RB1#0	18.27	Pass
				RB100#0	18.28	Pass
HCH		QPSK	RB1#99	18.29	Pass	
			RB100#0	18.30	Pass	
		16-QAM	RB1#99	18.31	Pass	
			RB100#0	18.32	Pass	

Test Band	Test Bandwidth	Test Channel	Test Mode	Test RB (Size#Offset)	Refer to Plot ^{Note1}	Verdict
Band 41	5 MHz	LCH	QPSK	RB1#0	19.1	Pass
				RB25#0	19.2	Pass
			16-QAM	RB1#0	19.3	Pass
				RB25#0	19.4	Pass
		HCH	QPSK	RB1#24	19.5	Pass
				RB25#0	19.6	Pass
			16-QAM	RB1#24	19.7	Pass
				RB25#0	19.8	Pass
	10 MHz	LCH	QPSK	RB1#0	19.9	Pass
				RB50#0	19.10	Pass
			16-QAM	RB1#0	19.11	Pass
				RB50#0	19.12	Pass
		HCH	QPSK	RB1#49	19.13	Pass
				RB50#0	19.14	Pass
			16-QAM	RB1#49	19.15	Pass
				RB50#0	19.16	Pass
	15 MHz	LCH	QPSK	RB1#0	19.17	Pass
				RB75#0	19.18	Pass
			16-QAM	RB1#0	19.19	Pass
				RB75#0	19.20	Pass
		HCH	QPSK	RB1#74	19.21	Pass
				RB75#0	19.22	Pass
			16-QAM	RB1#74	19.23	Pass
				RB75#0	19.24	Pass
	20 MHz	LCH	QPSK	RB1#0	19.25	Pass
				RB100#0	19.26	Pass
			16-QAM	RB1#0	19.27	Pass
				RB100#0	19.28	Pass
		HCH	QPSK	RB1#99	19.29	Pass
				RB100#0	19.30	Pass
			16-QAM	RB1#99	19.31	Pass
				RB100#0	19.32	Pass

Test Band	Test Bandwidth	Test Channel	Test Mode	Test RB (Size#Offset)	Refer to Plot ^{Note1}	Verdict
Band 66	1.4 MHz	LCH	QPSK	RB1#0	20.1	Pass
				RB6#0	20.2	Pass
			16-QAM	RB1#0	20.3	Pass
				RB6#0	20.4	Pass
		HCH	QPSK	RB1#5	20.5	Pass
				RB6#0	20.6	Pass
			16-QAM	RB1#5	20.7	Pass
				RB6#0	20.8	Pass
	3 MHz	LCH	QPSK	RB1#0	20.9	Pass
				RB15#0	20.10	Pass
			16-QAM	RB1#0	20.11	Pass
				RB15#0	20.12	Pass
		HCH	QPSK	RB1#14	20.13	Pass
				RB15#0	20.14	Pass
			16-QAM	RB1#14	20.15	Pass
				RB15#0	20.16	Pass
	5 MHz	LCH	QPSK	RB1#0	20.17	Pass
				RB25#0	20.18	Pass
			16-QAM	RB1#0	20.19	Pass
				RB25#0	20.20	Pass
		HCH	QPSK	RB1#24	20.21	Pass
				RB25#0	20.22	Pass
			16-QAM	RB1#24	20.23	Pass
				RB25#0	20.24	Pass
	10 MHz	LCH	QPSK	RB1#0	20.25	Pass
				RB50#0	20.26	Pass
			16-QAM	RB1#0	20.27	Pass
				RB50#0	20.28	Pass
		HCH	QPSK	RB1#49	20.29	Pass
				RB50#0	20.30	Pass
			16-QAM	RB1#49	20.31	Pass
				RB50#0	20.32	Pass
15 MHz	LCH	QPSK	RB1#0	20.33	Pass	
			RB75#0	20.34	Pass	
		16-QAM	RB1#0	20.35	Pass	
			RB75#0	20.36	Pass	
	HCH	QPSK	RB1#74	20.37	Pass	
			RB75#0	20.38	Pass	
		16-QAM	RB1#74	20.39	Pass	
			RB75#0	20.40	Pass	
20 MHz	LCH	QPSK	RB1#0	20.41	Pass	
			RB100#0	20.42	Pass	

Test Band	Test Bandwidth	Test Channel	Test Mode	Test RB (Size#Offset)	Refer to Plot ^{Note1}	Verdict
			16-QAM	RB1#0	20.43	Pass
				RB100#0	20.44	Pass
		HCH	QPSK	RB1#99	20.45	Pass
				RB100#0	20.46	Pass
			16-QAM	RB1#99	20.47	Pass
				RB100#0	20.48	Pass

Test Channel	Modulation	PCC RB		SCC RB		Refer to Plot ^{†Note2}	Verdict
		Size	Offset	Size	Offset		
CA_7C							
20MHz+10MHz							
Low	QPSK	1	0	1	0	21.1	Pass
		1	0	1	49	21.2	Pass
		100	0	50	0	21.3	Pass
	16-QAM	1	0	1	0	21.4	Pass
		1	0	1	49	21.5	Pass
		100	0	50	0	21.6	Pass
High	QPSK	1	0	1	49	21.7	Pass
		1	99	1	49	21.8	Pass
		100	0	50	0	21.9	Pass
	16-QAM	1	0	1	49	21.10	Pass
		1	99	1	49	21.11	Pass
		100	0	50	0	21.12	Pass
20MHz+20MHz							
Low	QPSK	1	0	1	0	21.13	Pass
		1	0	1	99	21.14	Pass
		100	0	100	0	21.15	Pass
	16-QAM	1	0	1	0	21.16	Pass
		1	0	1	99	21.17	Pass
		100	0	100	0	21.18	Pass
High	QPSK	1	0	1	99	21.19	Pass
		1	99	1	99	21.20	Pass
		100	0	100	0	21.21	Pass
	16-QAM	1	0	1	99	21.22	Pass
		1	99	1	99	21.23	Pass
		100	0	100	0	21.24	Pass

Test Channel	Modulation	PCC RB		SCC RB		Refer to Plot ^{Note2}	Verdict
		Size	Offset	Size	Offset		
CA_38C							
15MHz+15MHz							
Low	QPSK	1	0	1	0	22.1	Pass
		1	0	1	74	22.2	Pass
		75	0	75	0	22.3	Pass
	16-QAM	1	0	1	0	22.4	Pass
		1	0	1	74	22.5	Pass
		75	0	75	0	22.6	Pass
High	QPSK	1	0	1	74	22.7	Pass
		1	74	1	74	22.8	Pass
		75	0	75	0	22.9	Pass
	16-QAM	1	0	1	74	22.10	Pass
		1	74	1	74	22.11	Pass
		75	0	75	0	22.12	Pass
20MHz+20MHz							
Low	QPSK	1	0	1	0	22.13	Pass
		1	0	1	99	22.14	Pass
		100	0	100	0	22.15	Pass
	16-QAM	1	0	1	0	22.16	Pass
		1	0	1	99	22.17	Pass
		100	0	100	0	22.18	Pass
High	QPSK	1	0	1	99	22.19	Pass
		1	99	1	99	22.20	Pass
		100	0	100	0	22.21	Pass
	16-QAM	1	0	1	99	22.22	Pass
		1	99	1	99	22.23	Pass
		100	0	100	0	22.24	Pass

Test Channel	Modulation	PCC RB		SCC RB		Refer to Plot ^{Note2}	Verdict
		Size	Offset	Size	Offset		
CA_41C							
20MHz+5MHz							
Low	QPSK	1	0	1	0	23.1	Pass
		1	0	1	24	23.2	Pass
		100	0	25	0	23.3	Pass
	16-QAM	1	0	1	0	23.4	Pass
		1	0	1	24	23.5	Pass
		100	0	25	0	23.6	Pass
High	QPSK	1	0	1	24	23.7	Pass
		1	99	1	24	23.8	Pass
		100	0	25	0	23.9	Pass
	16-QAM	1	0	1	24	23.10	Pass
		1	99	1	24	23.11	Pass
		100	0	25	0	23.12	Pass
20MHz+20MHz							
Low	QPSK	1	0	1	0	23.13	Pass
		1	0	1	99	23.14	Pass
		100	0	100	0	23.15	Pass
	16-QAM	1	0	1	0	23.16	Pass
		1	0	1	99	23.17	Pass
		100	0	100	0	23.18	Pass
High	QPSK	1	0	1	99	23.19	Pass
		1	99	1	99	23.20	Pass
		100	0	100	0	23.21	Pass
	16-QAM	1	0	1	99	23.22	Pass
		1	99	1	99	23.23	Pass
		100	0	100	0	23.24	Pass

NR Mode Test Verdict

Test Band	NR Test Bandwidth (MHz)	Test Channel	Test Mode	NR UL RB No.	NR UL RB Pos.	Refer to Plot ^{Note3}	Verdict
n5	5	LCH	PI/2 BPSK	1	0	24.1	Pass
				25	0	24.2	Pass
		LCH	QPSK	1	0	24.3	Pass
				25	0	24.4	Pass
		HCH	PI/2 BPSK	1	24	24.5	Pass
				25	0	24.6	Pass
	HCH	QPSK	1	24	24.7	Pass	
			25	0	24.8	Pass	
	15	LCH	PI/2 BPSK	1	0	24.9	Pass
				75	0	24.10	Pass
		LCH	QPSK	1	0	24.11	Pass
				75	0	24.12	Pass
		HCH	PI/2 BPSK	1	78	24.13	Pass
				75	0	24.14	Pass
	HCH	QPSK	1	78	24.15	Pass	
			75	0	24.16	Pass	
	20	LCH	PI/2 BPSK	1	0	24.17	Pass
				100	0	24.18	Pass
		LCH	QPSK	1	0	24.19	Pass
				100	0	24.20	Pass
		HCH	PI/2 BPSK	1	105	24.21	Pass
				100	0	24.22	Pass
	HCH	QPSK	1	105	24.23	Pass	
			100	0	24.24	Pass	

Test Band	NR Test Bandwidth (MHz)	Test Channel	Test Mode	NR UL RB No.	NR UL RB Pos.	Refer to Plot ^{Note3}	Verdict
n7	5	LCH	PI/2 BPSK	1	0	25.1	Pass
				25	0	25.2	Pass
			QPSK	1	0	25.3	Pass
				25	0	25.4	Pass
		HCH	PI/2 BPSK	1	24	25.5	Pass
				25	0	25.6	Pass
			QPSK	1	24	25.7	Pass
				25	0	25.8	Pass
	15	LCH	PI/2 BPSK	1	0	25.9	Pass
				75	0	25.10	Pass
			QPSK	1	0	25.11	Pass
				75	0	25.12	Pass
		HCH	PI/2 BPSK	1	78	25.13	Pass
				75	0	25.14	Pass
			QPSK	1	78	25.15	Pass
				75	0	25.16	Pass
	20	LCH	PI/2 BPSK	1	0	25.17	Pass
				100	0	25.18	Pass
			QPSK	1	0	25.19	Pass
				100	0	25.20	Pass
		HCH	PI/2 BPSK	1	105	25.21	Pass
				100	0	25.22	Pass
			QPSK	1	105	25.23	Pass
				100	0	25.24	Pass

Test Band	NR Test Bandwidth (MHz)	Test Channel	Test Mode	NR UL RB No.	NR UL RB Pos.	Refer to Plot ^{Note3}	Verdict
n38	20	LCH	PI/2 BPSK	1	0	26.1	Pass
				50	0	26.2	Pass
			QPSK	1	0	26.3	Pass
				50	0	26.4	Pass
		HCH	PI/2 BPSK	1	50	26.5	Pass
				50	0	26.6	Pass
			QPSK	1	50	26.7	Pass
				50	0	26.8	Pass
	30	LCH	PI/2 BPSK	1	0	26.9	Pass
				75	0	26.10	Pass
			QPSK	1	0	26.11	Pass
				75	0	26.12	Pass
		HCH	PI/2 BPSK	1	77	26.13	Pass
				75	0	26.14	Pass
			QPSK	1	77	26.15	Pass
				75	0	26.16	Pass
	40	LCH	PI/2 BPSK	1	0	26.17	Pass
				100	0	26.18	Pass
			QPSK	1	0	26.19	Pass
				100	0	26.20	Pass
		HCH	PI/2 BPSK	1	105	26.21	Pass
				100	0	26.22	Pass
			QPSK	1	105	26.23	Pass
				100	0	26.24	Pass

Test Band	NR Test Bandwidth (MHz)	Test Channel	Test Mode	NR UL RB No.	NR UL RB Pos.	Refer to Plot ^{Note3}	Verdict
n41	20	LCH	PI/2 BPSK	1	0	27.1	Pass
				50	0	27.2	Pass
			QPSK	1	0	27.3	Pass
				50	0	27.4	Pass
		HCH	PI/2 BPSK	1	50	27.5	Pass
				50	0	27.6	Pass
			QPSK	1	50	27.7	Pass
				50	0	27.8	Pass
	60	LCH	PI/2 BPSK	1	0	27.9	Pass
				162	0	27.10	Pass
			QPSK	1	0	27.11	Pass
				162	0	27.12	Pass
		HCH	PI/2 BPSK	1	161	27.13	Pass
				162	0	27.14	Pass
			QPSK	1	161	27.15	Pass
				162	0	27.16	Pass
	100	LCH	PI/2 BPSK	1	0	27.17	Pass
				273	0	27.18	Pass
			QPSK	1	0	27.19	Pass
				273	0	27.20	Pass
		HCH	PI/2 BPSK	1	272	27.21	Pass
				273	0	27.22	Pass
			QPSK	1	272	27.23	Pass
				273	0	27.24	Pass

Test Band	NR Test Bandwidth (MHz)	Test Channel	Test Mode	NR UL RB No.	NR UL RB Pos.	Refer to Plot ^{Note3}	Verdict
n66	5	LCH	PI/2 BPSK	1	0	28.1	Pass
				25	0	28.2	Pass
			QPSK	1	0	28.3	Pass
				25	0	28.4	Pass
		HCH	PI/2 BPSK	1	24	28.5	Pass
				25	0	28.6	Pass
			QPSK	1	24	28.7	Pass
				25	0	28.8	Pass
	15	LCH	PI/2 BPSK	1	0	28.9	Pass
				75	0	28.10	Pass
			QPSK	1	0	28.11	Pass
				75	0	28.12	Pass
		HCH	PI/2 BPSK	1	78	28.13	Pass
				75	0	28.14	Pass
			QPSK	1	78	28.15	Pass
				75	0	28.16	Pass
	20	LCH	PI/2 BPSK	1	0	28.17	Pass
				100	0	28.18	Pass
			QPSK	1	0	28.19	Pass
				100	0	28.20	Pass
		HCH	PI/2 BPSK	1	105	28.21	Pass
				100	0	28.22	Pass
			QPSK	1	105	28.23	Pass
				100	0	28.24	Pass

Test Band	NR Test Bandwidth (MHz)	Test Channel	Test Mode	NR UL RB No.	NR UL RB Pos.	Refer to Plot ^{Note3}	Verdict
DC_2A_n7A	20MHz(LTE) + 5MHz(NR)	LCH	PI/2 BPSK	1	0	29.1	Pass
				25	0	29.2	Pass
			QPSK	1	0	29.3	Pass
				25	0	29.4	Pass
		HCH	PI/2 BPSK	1	24	29.5	Pass
				25	0	29.6	Pass
			QPSK	1	24	29.7	Pass
				25	0	29.8	Pass
	20MHz(LTE) + 15MHz(NR)	LCH	PI/2 BPSK	1	0	29.9	Pass
				75	0	29.10	Pass
			QPSK	1	0	29.11	Pass
				75	0	29.12	Pass
		HCH	PI/2 BPSK	1	78	29.13	Pass
				75	0	29.14	Pass
			QPSK	1	78	29.15	Pass
				75	0	29.16	Pass
	20MHz(LTE) + 20MHz(NR)	LCH	PI/2 BPSK	1	0	29.17	Pass
				100	0	29.18	Pass
			QPSK	1	0	29.19	Pass
				100	0	29.20	Pass
		HCH	PI/2 BPSK	1	105	29.21	Pass
				100	0	29.22	Pass
			QPSK	1	105	29.23	Pass
				100	0	29.24	Pass

Test Band	NR Test Bandwidth (MHz)	Test Channel	Test Mode	NR UL RB No.	NR UL RB Pos.	Refer to Plot ^{Note3}	Verdict
DC_5A_n7A	10MHz(LTE) + 5MHz(NR)	LCH	PI/2 BPSK	1	0	30.1	Pass
				25	0	30.2	Pass
			QPSK	1	0	30.3	Pass
				25	0	30.4	Pass
		HCH	PI/2 BPSK	1	24	30.5	Pass
				25	0	30.6	Pass
			QPSK	1	24	30.7	Pass
				25	0	30.8	Pass
	10MHz(LTE) + 15MHz(NR)	LCH	PI/2 BPSK	1	0	30.9	Pass
				75	0	30.10	Pass
			QPSK	1	0	30.11	Pass
				75	0	30.12	Pass
		HCH	PI/2 BPSK	1	78	30.13	Pass
				75	0	30.14	Pass
			QPSK	1	78	30.15	Pass
				75	0	30.16	Pass
	10MHz(LTE) + 20MHz(NR)	LCH	PI/2 BPSK	1	0	30.17	Pass
				100	0	30.18	Pass
			QPSK	1	0	30.19	Pass
				100	0	30.20	Pass
		HCH	PI/2 BPSK	1	105	30.21	Pass
				100	0	30.22	Pass
			QPSK	1	105	30.23	Pass
				100	0	30.24	Pass

Test Band	NR Test Bandwidth (MHz)	Test Channel	Test Mode	NR UL RB No.	NR UL RB Pos.	Refer to Plot ^{Note3}	Verdict
DC_5A_n66A	10MHz(LTE) + 5MHz(NR)	LCH	PI/2 BPSK	1	0	31.1	Pass
				25	0	31.2	Pass
			QPSK	1	0	31.3	Pass
				25	0	31.4	Pass
		HCH	PI/2 BPSK	1	24	31.5	Pass
				25	0	31.6	Pass
			QPSK	1	24	31.7	Pass
				25	0	31.8	Pass
	10MHz(LTE) + 20MHz(NR)	LCH	PI/2 BPSK	1	0	31.9	Pass
				100	0	31.10	Pass
			QPSK	1	0	31.11	Pass
				100	0	31.12	Pass
		HCH	PI/2 BPSK	1	105	31.13	Pass
				100	0	31.14	Pass
			QPSK	1	105	31.15	Pass
				100	0	31.16	Pass
	10MHz(LTE) + 30MHz(NR)	LCH	PI/2 BPSK	1	0	31.17	Pass
				160	0	31.18	Pass
			QPSK	1	0	31.19	Pass
				160	0	31.20	Pass
		HCH	PI/2 BPSK	1	159	31.21	Pass
				160	0	31.22	Pass
			QPSK	1	159	31.23	Pass
				160	0	31.24	Pass

Test Band	NR Test Bandwidth (MHz)	Test Channel	Test Mode	NR UL RB No.	NR UL RB Pos.	Refer to Plot ^{Note3}	Verdict
DC_7A_n5A	20MHz(LTE) + 5MHz(NR)	LCH	PI/2 BPSK	1	0	32.1	Pass
				25	0	32.2	Pass
			QPSK	1	0	32.3	Pass
				25	0	32.4	Pass
		HCH	PI/2 BPSK	1	24	32.5	Pass
				25	0	32.6	Pass
			QPSK	1	24	32.7	Pass
				25	0	32.8	Pass
	20MHz(LTE) + 15MHz(NR)	LCH	PI/2 BPSK	1	0	32.9	Pass
				75	0	32.10	Pass
			QPSK	1	0	32.11	Pass
				75	0	32.12	Pass
		HCH	PI/2 BPSK	1	78	32.13	Pass
				75	0	32.14	Pass
			QPSK	1	78	32.15	Pass
				75	0	32.16	Pass
	20MHz(LTE) + 20MHz(NR)	LCH	PI/2 BPSK	1	0	32.17	Pass
				100	0	32.18	Pass
			QPSK	1	0	32.19	Pass
				100	0	32.20	Pass
		HCH	PI/2 BPSK	1	105	32.21	Pass
				100	0	32.22	Pass
			QPSK	1	105	32.23	Pass
				100	0	32.24	Pass

Test Band	NR Test Bandwidth (MHz)	Test Channel	Test Mode	NR UL RB No.	NR UL RB Pos.	Refer to Plot ^{Note3}	Verdict
DC_7A_n66A	20MHz(LTE) + 5MHz(NR)	LCH	PI/2 BPSK	1	0	33.1	Pass
				25	0	33.2	Pass
			QPSK	1	0	33.3	Pass
				25	0	33.4	Pass
		HCH	PI/2 BPSK	1	24	33.5	Pass
				25	0	33.6	Pass
			QPSK	1	24	33.7	Pass
				25	0	33.8	Pass
	20MHz(LTE) + 20MHz(NR)	LCH	PI/2 BPSK	1	0	33.9	Pass
				100	0	33.10	Pass
			QPSK	1	0	33.11	Pass
				100	0	33.12	Pass
		HCH	PI/2 BPSK	1	105	33.13	Pass
				100	0	33.14	Pass
			QPSK	1	105	33.15	Pass
				100	0	33.16	Pass
	20MHz(LTE) + 30MHz(NR)	LCH	PI/2 BPSK	1	0	33.17	Pass
				160	0	33.18	Pass
			QPSK	1	0	33.19	Pass
				160	0	33.20	Pass
		HCH	PI/2 BPSK	1	159	33.21	Pass
				160	0	33.22	Pass
			QPSK	1	159	33.23	Pass
				160	0	33.24	Pass

Test Band	NR Test Bandwidth (MHz)	Test Channel	Test Mode	NR UL RB No.	NR UL RB Pos.	Refer to Plot ^{Note3}	Verdict
DC_12 A_n66A	10MHz(LTE) + 5MHz(NR)	LCH	PI/2 BPSK	1	0	34.1	Pass
				25	0	34.2	Pass
		LCH	QPSK	1	0	34.3	Pass
				25	0	34.4	Pass
		HCH	PI/2 BPSK	1	24	34.5	Pass
				25	0	34.6	Pass
	QPSK		1	24	34.7	Pass	
			25	0	34.8	Pass	
	10MHz(LTE) + 20MHz(NR)	LCH	PI/2 BPSK	1	0	34.9	Pass
				100	0	34.10	Pass
		LCH	QPSK	1	0	34.11	Pass
				100	0	34.12	Pass
		HCH	PI/2 BPSK	1	105	34.13	Pass
				100	0	34.14	Pass
	QPSK		1	105	34.15	Pass	
			100	0	34.16	Pass	
	10MHz(LTE) + 30MHz(NR)	LCH	PI/2 BPSK	1	0	34.17	Pass
				160	0	34.18	Pass
		LCH	QPSK	1	0	34.19	Pass
				160	0	34.20	Pass
		HCH	PI/2 BPSK	1	159	34.21	Pass
				160	0	34.22	Pass
	QPSK		1	159	34.23	Pass	
			160	0	34.24	Pass	

Test Band	NR Test Bandwidth (MHz)	Test Channel	Test Mode	NR UL RB No.	NR UL RB Pos.	Refer to Plot ^{Note3}	Verdict
DC_26 A_n41A	15MHz(LTE) + 20MHz(NR)	LCH	PI/2 BPSK	1	0	35.1	Pass
				50	0	35.2	Pass
		LCH	QPSK	1	0	35.3	Pass
				50	0	35.4	Pass
		HCH	PI/2 BPSK	1	50	35.5	Pass
				50	0	35.6	Pass
	QPSK		1	50	35.7	Pass	
			50	0	35.8	Pass	
	15MHz(LTE) + 60MHz(NR)	LCH	PI/2 BPSK	1	0	35.9	Pass
				162	0	35.10	Pass
		LCH	QPSK	1	0	35.11	Pass
				162	0	35.12	Pass
		HCH	PI/2 BPSK	1	161	35.13	Pass
				162	0	35.14	Pass
	QPSK		1	161	35.15	Pass	
			162	0	35.16	Pass	
	15MHz(LTE) + 100MHz(NR)	LCH	PI/2 BPSK	1	0	35.17	Pass
				273	0	35.18	Pass
		LCH	QPSK	1	0	35.19	Pass
				273	0	35.20	Pass
		HCH	PI/2 BPSK	1	272	35.21	Pass
				273	0	35.22	Pass
	QPSK		1	272	35.23	Pass	
			273	0	35.24	Pass	

Test Band	NR Test Bandwidth (MHz)	Test Channel	Test Mode	NR UL RB No.	NR UL RB Pos.	Refer to Plot ^{Note3}	Verdict
DC_66 A_n5A	20MHz(LTE) + 5MHz(NR)	LCH	PI/2 BPSK	1	0	36.1	Pass
				25	0	36.2	Pass
		LCH	QPSK	1	0	36.3	Pass
				25	0	36.4	Pass
		HCH	PI/2 BPSK	1	24	36.5	Pass
				25	0	36.6	Pass
	QPSK		1	24	36.7	Pass	
			25	0	36.8	Pass	
	20MHz(LTE) + 15MHz(NR)	LCH	PI/2 BPSK	1	0	36.9	Pass
				75	0	36.10	Pass
		LCH	QPSK	1	0	36.11	Pass
				75	0	36.12	Pass
		HCH	PI/2 BPSK	1	78	36.13	Pass
				75	0	36.14	Pass
	QPSK		1	78	36.15	Pass	
			75	0	36.16	Pass	
	20MHz(LTE) + 20MHz(NR)	LCH	PI/2 BPSK	1	0	36.17	Pass
				100	0	36.18	Pass
		LCH	QPSK	1	0	36.19	Pass
				100	0	36.20	Pass
		HCH	PI/2 BPSK	1	105	36.21	Pass
				100	0	36.22	Pass
	QPSK		1	105	36.23	Pass	
			100	0	36.24	Pass	

Test Band	NR Test Bandwidth (MHz)	Test Channel	Test Mode	NR UL RB No.	NR UL RB Pos.	Refer to Plot ^{Note3}	Verdict
DC_66 A_n7A	20MHz(LTE) + 5MHz(NR)	LCH	PI/2 BPSK	1	0	37.1	Pass
				25	0	37.2	Pass
			QPSK	1	0	37.3	Pass
				25	0	37.4	Pass
		HCH	PI/2 BPSK	1	24	37.5	Pass
				25	0	37.6	Pass
			QPSK	1	24	37.7	Pass
				25	0	37.8	Pass
	20MHz(LTE) + 15MHz(NR)	LCH	PI/2 BPSK	1	0	37.9	Pass
				75	0	37.10	Pass
			QPSK	1	0	37.11	Pass
				75	0	37.12	Pass
		HCH	PI/2 BPSK	1	78	37.13	Pass
				75	0	37.14	Pass
			QPSK	1	78	37.15	Pass
				75	0	37.16	Pass
	20MHz(LTE) + 20MHz(NR)	LCH	PI/2 BPSK	1	0	37.17	Pass
				100	0	37.18	Pass
			QPSK	1	0	37.19	Pass
				100	0	37.20	Pass
		HCH	PI/2 BPSK	1	105	37.21	Pass
				100	0	37.22	Pass
			QPSK	1	105	37.23	Pass
				100	0	37.24	Pass

A.7 Field Strength of Spurious Radiation

Note 1: All modes have been tested, and only the worst case data are shown here.

Note 2: The frequencies of verdict which are marked by "N/A" should be ignored because they are UE carrier frequency.

Note 3: Test plots please refer to the document "Annex No.:BL-SZ21B0287-501 Data Part 5.pdf".

GSM and WCDMA Mode Test Verdict

Test Band	Test Channel	Refer to Plot ^{Note3}	Verdict
GSM 850	LCH	1.1	Pass
	MCH	1.2	Pass
	HCH	1.3	Pass
GSM 1900	LCH	2.1	Pass
	MCH	2.2	Pass
	HCH	2.3	Pass
EGPRS 850	LCH	3.1	Pass
	MCH	3.2	Pass
	HCH	3.3	Pass
EGPRS 1900	LCH	4.1	Pass
	MCH	4.2	Pass
	HCH	4.3	Pass
WCDMA Band 2	LCH	5.1	Pass
	MCH	5.2	Pass
	HCH	5.3	Pass
WCDMA Band 4	LCH	6.1	Pass
	MCH	6.2	Pass
	HCH	6.3	Pass
WCDMA Band 5	LCH	7.1	Pass
	MCH	7.2	Pass
	HCH	7.3	Pass

LTE Mode Test Verdict

Test Band	Test Bandwidth	Test Channel	Test Mode	Test RB (Size#Offset)	Refer to Plot ^{Note3}	Verdict
Band 2	1.4 MHz	MCH	QPSK	RB1#0	8.1	Pass
	3 MHz	MCH	QPSK	RB1#0	8.2	Pass
	5 MHz	MCH	QPSK	RB1#0	8.3	Pass
	10 MHz	MCH	QPSK	RB1#0	8.4	Pass
	15 MHz	MCH	QPSK	RB1#0	8.5	Pass
	20 MHz	MCH	QPSK	RB1#0	8.6	Pass
Band 4	1.4 MHz	MCH	QPSK	RB1#0	9.1	Pass
	3 MHz	MCH	QPSK	RB1#0	9.2	Pass
	5 MHz	MCH	QPSK	RB1#0	9.3	Pass
	10 MHz	MCH	QPSK	RB1#0	9.4	Pass
	15 MHz	MCH	QPSK	RB1#0	9.5	Pass
	20 MHz	MCH	QPSK	RB1#0	9.6	Pass
Band 5	1.4 MHz	MCH	QPSK	RB1#0	10.1	Pass
	3 MHz	MCH	QPSK	RB1#0	10.2	Pass
	5 MHz	MCH	QPSK	RB1#0	10.3	Pass
	10 MHz	MCH	QPSK	RB1#0	10.4	Pass
Band 7	5 MHz	MCH	QPSK	RB1#0	11.1	Pass
	10 MHz	MCH	QPSK	RB1#0	11.2	Pass
	15 MHz	MCH	QPSK	RB1#0	11.3	Pass
	20 MHz	MCH	QPSK	RB1#0	11.4	Pass
Band 12	1.4 MHz	MCH	QPSK	RB1#0	12.1	Pass
	3 MHz	MCH	QPSK	RB1#0	12.2	Pass
	5 MHz	MCH	QPSK	RB1#0	12.3	Pass
	10 MHz	MCH	QPSK	RB1#0	12.4	Pass
Band 13	5 MHz	MCH	QPSK	RB1#0	13.1	Pass
	10 MHz	MCH	QPSK	RB1#0	13.2	Pass
Band 17	5 MHz	MCH	QPSK	RB1#0	14.1	Pass
	10 MHz	MCH	QPSK	RB1#0	14.2	Pass
Band 26 (Part22)	1.4 MHz	MCH	QPSK	RB1#0	15.1	Pass
	3 MHz	MCH	QPSK	RB1#0	15.2	Pass
	5 MHz	MCH	QPSK	RB1#0	15.3	Pass
	10 MHz	MCH	QPSK	RB1#0	15.4	Pass
	15 MHz	MCH	QPSK	RB1#0	15.5	Pass
Band 26 (Part90)	1.4 MHz	MCH	QPSK	RB1#0	16.1	Pass
	3 MHz	MCH	QPSK	RB1#0	16.2	Pass
	5 MHz	MCH	QPSK	RB1#0	16.3	Pass
	10 MHz	MCH	QPSK	RB1#0	16.4	Pass
Band 38	5 MHz	MCH	QPSK	RB1#0	17.1	Pass
	10 MHz	MCH	QPSK	RB1#0	17.2	Pass
	15 MHz	MCH	QPSK	RB1#0	17.3	Pass
	20 MHz	MCH	QPSK	RB1#0	17.4	Pass
Band 41	5 MHz	MCH	QPSK	RB1#0	18.1	Pass

Test Band	Test Bandwidth	Test Channel	Test Mode	Test RB (Size#Offset)	Refer to Plot ^{Note3}	Verdict
	10 MHz	MCH	QPSK	RB1#0	18.2	Pass
	15 MHz	MCH	QPSK	RB1#0	18.3	Pass
	20 MHz	MCH	QPSK	RB1#0	18.4	Pass
Band 66	1.4 MHz	MCH	QPSK	RB1#0	19.1	Pass
	3 MHz	MCH	QPSK	RB1#0	19.2	Pass
	5 MHz	MCH	QPSK	RB1#0	19.3	Pass
	10 MHz	MCH	QPSK	RB1#0	19.4	Pass
	15 MHz	MCH	QPSK	RB1#0	19.5	Pass
	20 MHz	MCH	QPSK	RB1#0	19.6	Pass

Test Channel	Modulation	PCC RB		SCC RB		Refer to Plot ^{Note2}	Verdict
		Size	Offset	Size	Offset		
CA_7C							
20MHz+10MHz							
Low	QPSK	1	0	1	49	20.1	Pass
Mid	QPSK	1	0	1	49	20.2	Pass
High	QPSK	1	0	1	49	20.3	Pass
20MHz+20MHz							
Low	QPSK	1	0	1	99	20.4	Pass
Mid	QPSK	1	0	1	99	20.5	Pass
High	QPSK	1	0	1	99	20.6	Pass

Test Channel	Modulation	PCC RB		SCC RB		Refer to Plot ^{Note2}	Verdict
		Size	Offset	Size	Offset		
CA_38C							
15MHz+15MHz							
Low	QPSK	1	0	1	74	21.1	Pass
Mid	QPSK	1	0	1	74	21.2	Pass
High	QPSK	1	0	1	74	21.3	Pass
20MHz+20MHz							
Low	QPSK	1	0	1	99	21.4	Pass
Mid	QPSK	1	0	1	99	21.5	Pass
High	QPSK	1	0	1	99	21.6	Pass

Test Channel	Modulation	PCC RB		SCC RB		Refer to Plot ^{Note2}	Verdict
		Size	Offset	Size	Offset		
CA_41C							
20MHz+5MHz							
Low	QPSK	1	0	1	24	22.1	Pass
Mid	QPSK	1	0	1	24	22.2	Pass
High	QPSK	1	0	1	24	22.3	Pass
20MHz+20MHz							
Low	QPSK	1	0	1	99	22.4	Pass
Mid	QPSK	1	0	1	99	22.5	Pass
High	QPSK	1	0	1	99	22.6	Pass

NR Mode Test Verdict

Test Band	NR Test Bandwidth (MHz)	Test Channel	Test Mode	NR UL RB No.	NR UL RB Pos.	Refer to Plot ^{Note3}	Verdict
n5	5	MCH	QPSK	12	6	23.1	Pass
	15	MCH	QPSK	36	18	23.2	Pass
	20	MCH	QPSK	50	25	23.3	Pass
	5	MCH	PI/2 BPSK	12	6	23.4	Pass
	15	MCH	PI/2 BPSK	36	18	23.5	Pass
	20	MCH	PI/2 BPSK	50	25	23.6	Pass

Test Band	NR Test Bandwidth (MHz)	Test Channel	Test Mode	NR UL RB No.	NR UL RB Pos.	Refer to Plot ^{Note3}	Verdict
n7	5	MCH	QPSK	12	6	24.1	Pass
	15	MCH	QPSK	36	18	24.2	Pass
	20	MCH	QPSK	50	25	24.3	Pass
	5	MCH	PI/2 BPSK	12	6	24.4	Pass
	15	MCH	PI/2 BPSK	36	18	24.5	Pass
	20	MCH	PI/2 BPSK	50	25	24.6	Pass

Test Band	NR Test Bandwidth (MHz)	Test Channel	Test Mode	NR UL RB No.	NR UL RB Pos.	Refer to Plot ^{Note3}	Verdict
n38	20	MCH	QPSK	25	12	25.1	Pass
	30	MCH	QPSK	36	18	25.2	Pass
	40	MCH	QPSK	50	25	25.3	Pass
	20	MCH	PI/2 BPSK	25	12	25.4	Pass
	30	MCH	PI/2 BPSK	36	18	25.5	Pass
	40	MCH	PI/2 BPSK	50	25	25.6	Pass

Test Band	NR Test Bandwidth (MHz)	Test Channel	Test Mode	NR UL RB No.	NR UL RB Pos.	Refer to Plot ^{Note3}	Verdict
n41	20	MCH	QPSK	25	12	26.1	Pass
	60	MCH	QPSK	81	40	26.2	Pass
	100	MCH	QPSK	135	67	26.3	Pass
	20	MCH	PI/2 BPSK	25	12	26.4	Pass
	60	MCH	PI/2 BPSK	81	40	26.5	Pass
	100	MCH	PI/2 BPSK	135	67	26.6	Pass

Test Band	NR Test Bandwidth (MHz)	Test Channel	Test Mode	NR UL RB No.	NR UL RB Pos.	Refer to Plot ^{Note3}	Verdict
n66	5	MCH	QPSK	12	6	27.1	Pass
	15	MCH	QPSK	36	18	27.2	Pass
	20	MCH	QPSK	50	25	27.3	Pass
	5	MCH	PI/2 BPSK	12	6	27.4	Pass
	15	MCH	PI/2 BPSK	36	18	27.5	Pass
	20	MCH	PI/2 BPSK	50	25	27.6	Pass

Test Band	NR Test Bandwidth (MHz)	Test Channel	Test Mode	NR UL RB No.	NR UL RB Pos.	Refer to Plot ^{Note3}	Verdict
DC_2A_n7A	20MHz(LTE)+ 5MHz(NR)	MCH	QPSK	12	6	28.1	Pass
	20MHz(LTE)+ 15MHz(NR)	MCH	QPSK	36	18	28.2	Pass
	20MHz(LTE)+ 20MHz(NR)	MCH	QPSK	50	25	28.3	Pass
	20MHz(LTE)+ 5MHz(NR)	MCH	PI/2 BPSK	12	6	28.4	Pass
	20MHz(LTE)+ 15MHz(NR)	MCH	PI/2 BPSK	36	18	28.5	Pass
	20MHz(LTE)+ 20MHz(NR)	MCH	PI/2 BPSK	50	25	28.6	Pass

Test Band	NR Test Bandwidth (MHz)	Test Channel	Test Mode	NR UL RB No.	NR UL RB Pos.	Refer to Plot ^{Note3}	Verdict
DC_5A_n7A	10MHz(LTE)+ 5MHz(NR)	MCH	QPSK	12	6	29.1	Pass
	10MHz(LTE)+ 15MHz(NR)	MCH	QPSK	36	18	29.2	Pass
	10MHz(LTE)+ 20MHz(NR)	MCH	QPSK	50	25	29.3	Pass
	10MHz(LTE)+ 5MHz(NR)	MCH	PI/2 BPSK	12	6	29.4	Pass
	10MHz(LTE)+ 15MHz(NR)	MCH	PI/2 BPSK	36	18	29.5	Pass
	10MHz(LTE)+ 20MHz(NR)	MCH	PI/2 BPSK	50	25	29.6	Pass

Test Band	NR Test Bandwidth (MHz)	Test Channel	Test Mode	NR UL RB No.	NR UL RB Pos.	Refer to Plot ^{Note3}	Verdict
DC_5A_n66 A	10MHz(LTE)+ 5MHz(NR)	MCH	QPSK	12	6	30.1	Pass
	10MHz(LTE)+ 20MHz(NR)	MCH	QPSK	50	25	30.2	Pass
	10MHz(LTE)+ 30MHz(NR)	MCH	QPSK	80	40	30.3	Pass
	10MHz(LTE)+ 5MHz(NR)	MCH	PI/2 BPSK	12	6	30.4	Pass
	10MHz(LTE)+ 20MHz(NR)	MCH	PI/2 BPSK	50	25	30.5	Pass
	10MHz(LTE)+ 30MHz(NR)	MCH	PI/2 BPSK	80	40	30.6	Pass

Test Band	NR Test Bandwidth (MHz)	Test Channel	Test Mode	NR UL RB No.	NR UL RB Pos.	Refer to Plot ^{Note3}	Verdict
DC_7A_n5A	20MHz(LTE)+ 5MHz(NR)	MCH	QPSK	12	6	31.1	Pass
	20MHz(LTE)+ 15MHz(NR)	MCH	QPSK	36	18	31.2	Pass
	20MHz(LTE)+ 20MHz(NR)	MCH	QPSK	50	25	31.3	Pass
	20MHz(LTE)+ 5MHz(NR)	MCH	PI/2 BPSK	12	6	31.4	Pass
	20MHz(LTE)+ 15MHz(NR)	MCH	PI/2 BPSK	36	18	31.5	Pass
	20MHz(LTE)+ 20MHz(NR)	MCH	PI/2 BPSK	50	25	31.6	Pass

Test Band	NR Test Bandwidth (MHz)	Test Channel	Test Mode	NR UL RB No.	NR UL RB Pos.	Refer to Plot ^{Note3}	Verdict
DC_7A_n66 A	20MHz(LTE)+ 5MHz(NR)	MCH	QPSK	12	6	32.1	Pass
	20MHz(LTE)+ 20MHz(NR)	MCH	QPSK	50	25	32.2	Pass
	20MHz(LTE)+ 30MHz(NR)	MCH	QPSK	80	40	32.3	Pass
	20MHz(LTE)+ 5MHz(NR)	MCH	PI/2 BPSK	12	6	32.4	Pass
	20MHz(LTE)+ 20MHz(NR)	MCH	PI/2 BPSK	50	25	32.5	Pass
	20MHz(LTE)+ 30MHz(NR)	MCH	PI/2 BPSK	80	40	32.6	Pass

Test Band	NR Test Bandwidth (MHz)	Test Channel	Test Mode	NR UL RB No.	NR UL RB Pos.	Refer to Plot ^{Note3}	Verdict
DC_12A_n66 A	10MHz(LTE)+ 5MHz(NR)	MCH	QPSK	12	6	33.1	Pass
	10MHz(LTE)+ 20MHz(NR)	MCH	QPSK	50	25	33.2	Pass
	10MHz(LTE)+ 30MHz(NR)	MCH	QPSK	80	40	33.3	Pass
	10MHz(LTE)+ 5MHz(NR)	MCH	PI/2 BPSK	12	6	33.4	Pass
	10MHz(LTE)+ 20MHz(NR)	MCH	PI/2 BPSK	50	25	33.5	Pass
	10MHz(LTE)+ 30MHz(NR)	MCH	PI/2 BPSK	80	40	33.6	Pass

Test Band	NR Test Bandwidth (MHz)	Test Channel	Test Mode	NR UL RB No.	NR UL RB Pos.	Refer to Plot ^{Note3}	Verdict
DC_26A_n41 A	15MHz(LTE)+ 20MHz(NR)	MCH	QPSK	25	12	34.1	Pass
	15MHz(LTE)+ 60MHz(NR)	MCH	QPSK	81	40	34.2	Pass
	15MHz(LTE)+ 100MHz(NR)	MCH	QPSK	135	67	34.3	Pass
	15MHz(LTE)+ 20MHz(NR)	MCH	PI/2 BPSK	25	12	34.4	Pass
	15MHz(LTE)+ 60MHz(NR)	MCH	PI/2 BPSK	81	40	34.5	Pass
	15MHz(LTE)+ 100MHz(NR)	MCH	PI/2 BPSK	135	67	34.6	Pass

Test Band	NR Test Bandwidth (MHz)	Test Channel	Test Mode	NR UL RB No.	NR UL RB Pos.	Refer to Plot ^{Note3}	Verdict
DC_66A_n5 A	20MHz(LTE)+ 5MHz(NR)	MCH	QPSK	12	6	35.1	Pass
	20MHz(LTE)+ 15MHz(NR)	MCH	QPSK	36	18	35.2	Pass
	20MHz(LTE)+ 20MHz(NR)	MCH	QPSK	50	25	35.3	Pass
	20MHz(LTE)+ 5MHz(NR)	MCH	PI/2 BPSK	12	6	35.4	Pass
	20MHz(LTE)+ 15MHz(NR)	MCH	PI/2 BPSK	36	18	35.5	Pass
	20MHz(LTE)+ 20MHz(NR)	MCH	PI/2 BPSK	50	25	35.6	Pass

Test Band	NR Test Bandwidth (MHz)	Test Channel	Test Mode	NR UL RB No.	NR UL RB Pos.	Refer to Plot ^{Note3}	Verdict
DC_66A_n7 A	20MHz(LTE)+ 5MHz(NR)	MCH	QPSK	12	6	36.1	Pass
	20MHz(LTE)+ 15MHz(NR)	MCH	QPSK	36	18	36.2	Pass
	20MHz(LTE)+ 20MHz(NR)	MCH	QPSK	50	25	36.3	Pass
	20MHz(LTE)+ 5MHz(NR)	MCH	PI/2 BPSK	12	6	36.4	Pass
	20MHz(LTE)+ 15MHz(NR)	MCH	PI/2 BPSK	36	18	36.5	Pass
	20MHz(LTE)+ 20MHz(NR)	MCH	PI/2 BPSK	50	25	36.6	Pass

ANNEX B TEST SETUP PHOTOS

Please refer to the document "BL-SZ21B0287-AR.PDF".

ANNEX C EUT EXTERNAL PHOTOS

Please refer to the document "BL-SZ21B0287-AW.PDF".

ANNEX D EUT INTERNAL PHOTOS

Please refer to the document "BL-SZ21B0287-AI.PDF".

--END OF REPORT--