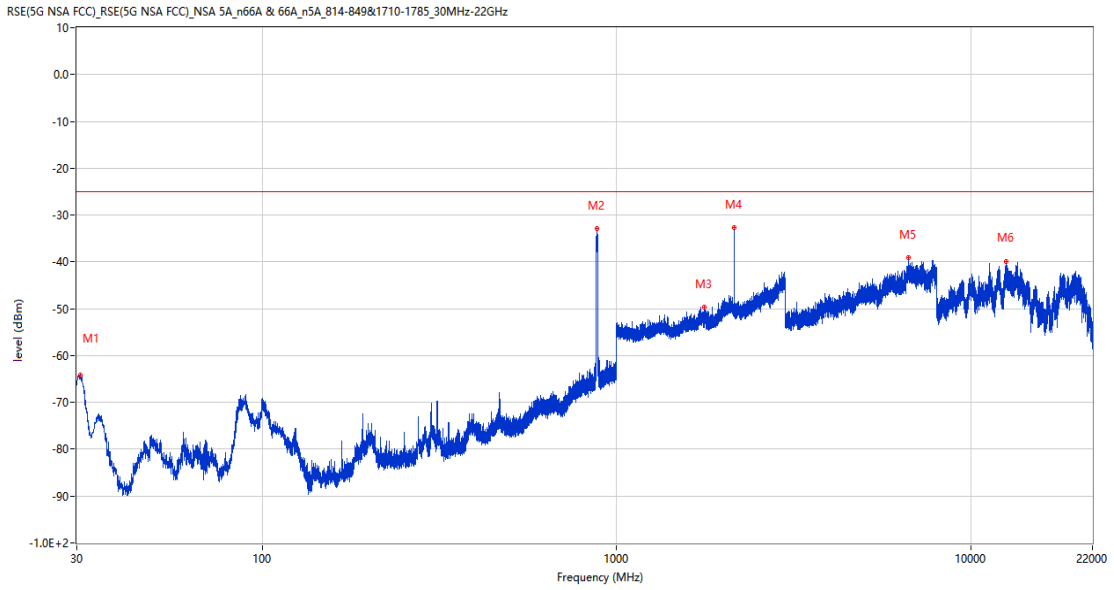


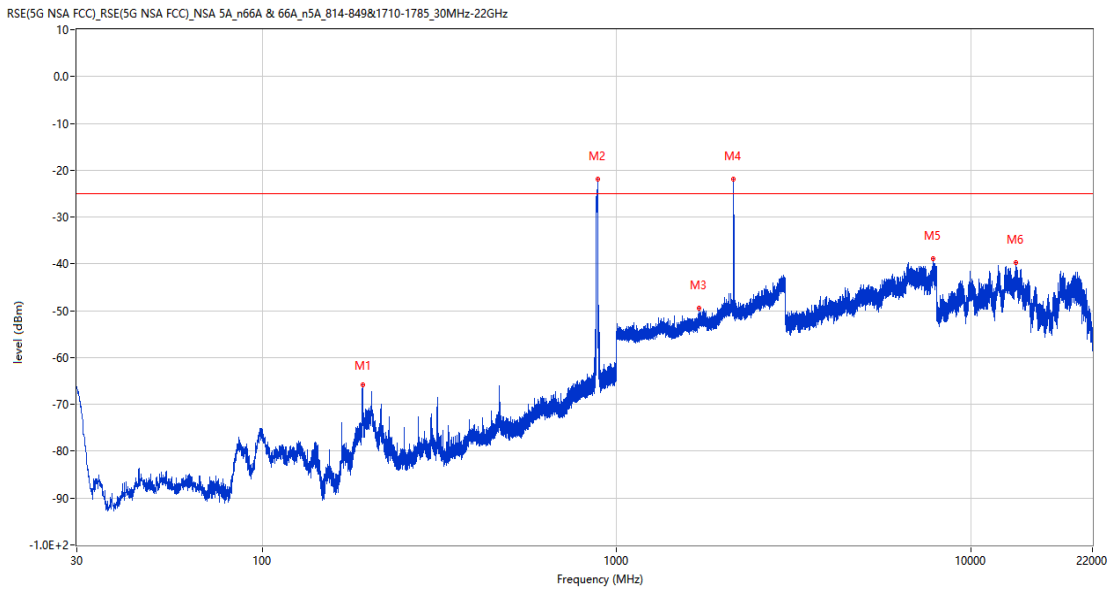
RSE-V&H DC_5A_n66A BW10(LTE)+BW5(NR)



Frequency (MHz)	Result (dBm)	Factor (dB)	PK Limit (dBm)	Over Limit (dB)	Table (o)	ANT	EUT	Verdict
30.631	-64.24	-23.28	-25.0	-39.24	46.00	Vertical	Horizontal	Pass
878.944	-32.84	4.83	-25.0	-7.84	1.00	Vertical	Horizontal	N/A
1763.900	-49.70	3.15	-25.0	-24.70	236.00	Vertical	Horizontal	Pass
2144.700	-32.75	4.78	-25.0	-7.75	102.00	Vertical	Horizontal	N/A
6649.500	-39.18	15.15	-25.0	-14.18	270.00	Vertical	Horizontal	Pass
12537.201	-40.03	14.12	-25.0	-15.03	360.00	Vertical	Horizontal	Pass

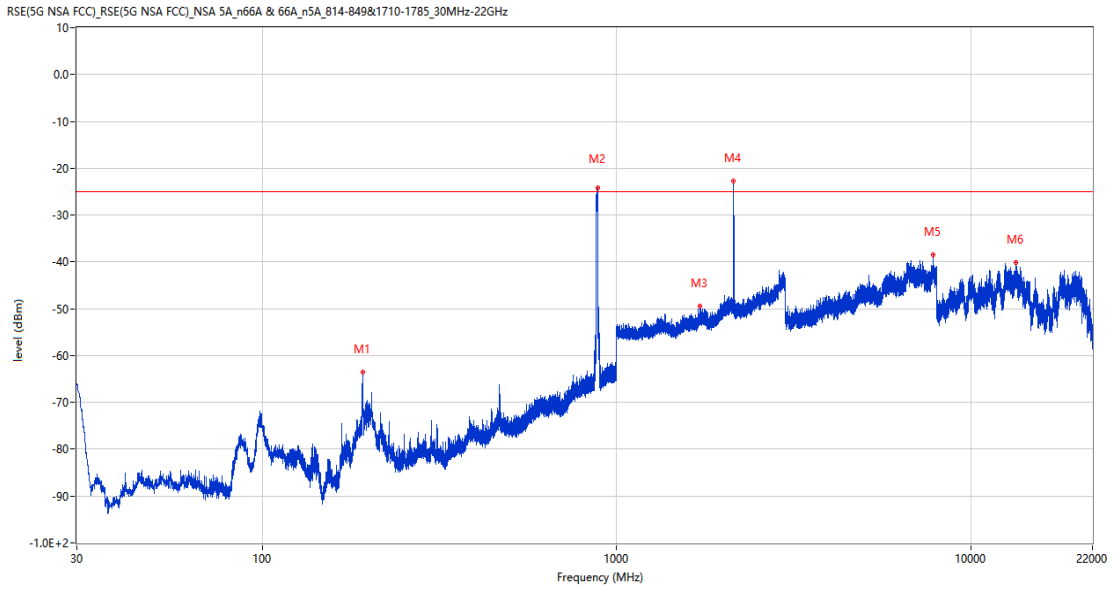
30.2 DC_5A_n66A BW10(LTE)+BW20(NR), QPSK, Middle Chanel

RSE-H&H DC_5A_n66A BW10(LTE)+BW20(NR)



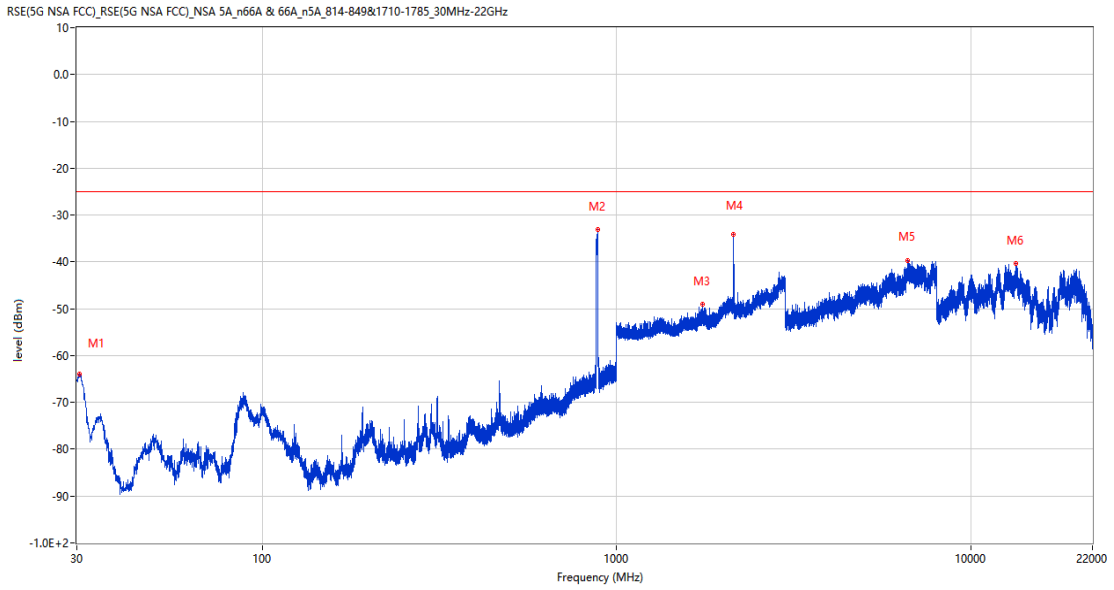
Frequency (MHz)	Result (dBm)	Factor (dB)	PK Limit (dBm)	Over Limit (dB)	Table (o)	ANT	EUT	Verdict
191.844	-65.87	-14.30	-25.0	-40.87	275.00	Horizontal	Horizontal	Pass
884.134	-21.93	5.02	-25.0	3.07	275.00	Horizontal	Horizontal	N/A
1712.400	-49.47	3.09	-25.0	-24.47	161.00	Horizontal	Horizontal	Pass
2138.800	-21.93	4.92	-25.0	3.07	197.00	Horizontal	Horizontal	N/A
7837.250	-38.90	15.12	-25.0	-13.90	238.00	Horizontal	Horizontal	Pass
13386.299	-39.75	16.88	-25.0	-14.75	299.00	Horizontal	Horizontal	Pass

RSE-H&V DC_5A_n66A BW10(LTE)+BW20(NR)



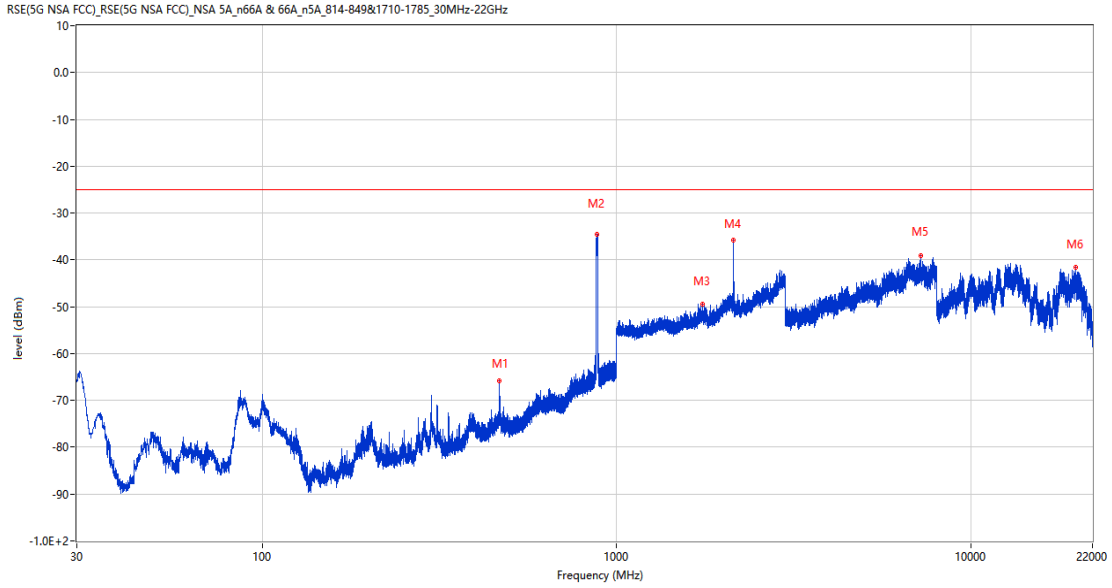
Frequency (MHz)	Result (dBm)	Factor (dB)	PK Limit (dBm)	Over Limit (dB)	Table (o)	ANT	EUT	Verdict
191.893	-63.53	-14.29	-25.0	-38.53	280.00	Horizontal	Vertical	Pass
883.115	-24.24	4.99	-25.0	0.76	269.00	Horizontal	Vertical	N/A
1714.100	-49.46	3.10	-25.0	-24.46	347.00	Horizontal	Vertical	Pass
2139.100	-22.74	4.92	-25.0	2.26	212.00	Horizontal	Vertical	N/A
7798.500	-38.45	15.80	-25.0	-13.45	114.00	Horizontal	Vertical	Pass
13405.463	-40.17	16.89	-25.0	-15.17	78.00	Horizontal	Vertical	Pass

RSE-V&V DC_5A_n66A BW10(LTE)+BW20(NR)



Frequency (MHz)	Result (dBm)	Factor (dB)	PK Limit (dBm)	Over Limit (dB)	Table (o)	ANT	EUT	Verdict
30.534	-64.00	-23.23	-25.0	-39.00	62.00	Vertical	Vertical	Pass
884.085	-33.11	5.03	-25.0	-8.11	293.00	Vertical	Vertical	N/A
1745.500	-48.99	3.22	-25.0	-23.99	286.00	Vertical	Vertical	N/A
2139.300	-34.20	4.92	-25.0	-9.20	26.00	Vertical	Vertical	N/A
6631.500	-39.64	14.85	-25.0	-14.64	233.00	Vertical	Vertical	Pass
13402.575	-40.31	16.95	-25.0	-15.31	155.00	Vertical	Vertical	Pass

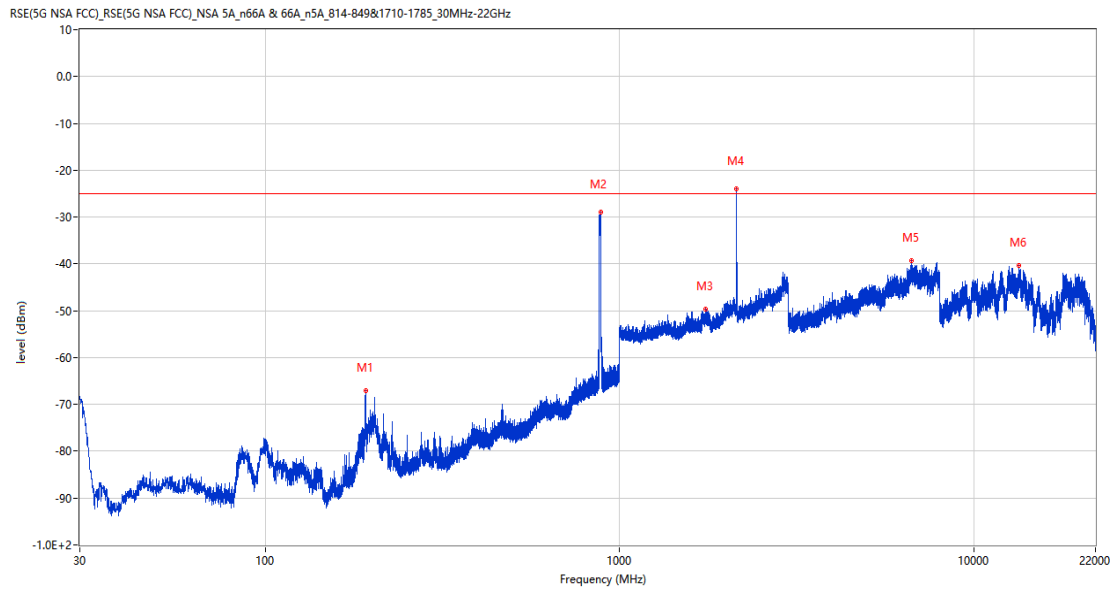
RSE-V&H DC_5A_n66A BW10(LTE)+BW20(NR)



Frequency (MHz)	Result (dBm)	Factor (dB)	PK Limit (dBm)	Over Limit (dB)	Table (o)	ANT	EUT	Verdict
467.422	-65.85	-4.63	-25.0	-40.85	229.00	Vertical	Horizontal	Pass
878.653	-34.47	4.81	-25.0	-9.47	0.00	Vertical	Horizontal	N/A
1748.200	-49.53	3.23	-25.0	-24.53	129.00	Vertical	Horizontal	N/A
2137.000	-35.79	4.97	-25.0	-10.79	93.00	Vertical	Horizontal	N/A
7199.000	-39.11	14.69	-25.0	-14.11	348.00	Vertical	Horizontal	Pass
19780.801	-41.52	12.94	-25.0	-16.52	88.00	Vertical	Horizontal	Pass

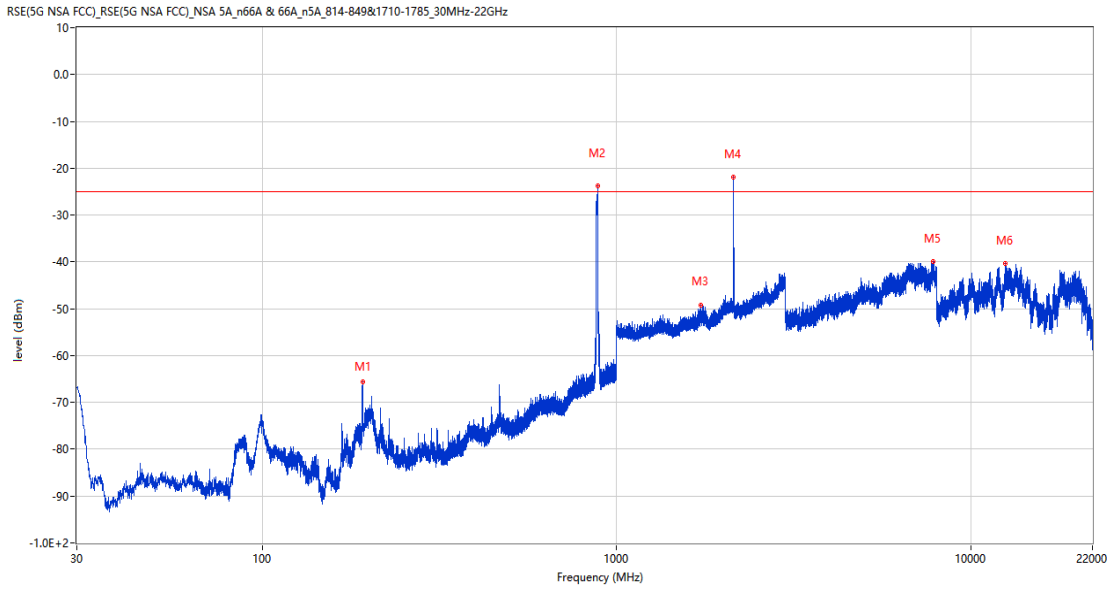
30.3 DC_5A_n66A BW10(LTE)+BW30(NR), QPSK, Middle Chanel

RSE-H&H DC_5A_n66A BW10(LTE)+BW30(NR)



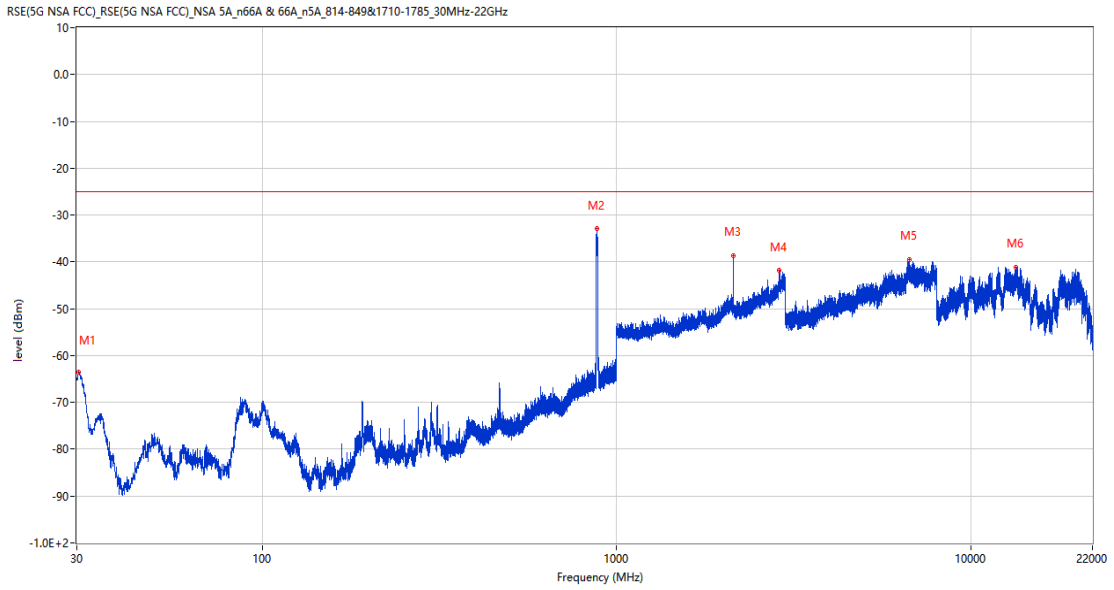
Frequency (MHz)	Result (dBm)	Factor (dB)	PK Limit (dBm)	Over Limit (dB)	Table (o)	ANT	EUT	Verdict
191.844	-67.15	-14.30	-25.0	-42.15	85.00	Horizontal	Horizontal	Pass
885.734	-28.94	5.13	-25.0	-3.94	263.00	Horizontal	Horizontal	N/A
1748.800	-49.73	3.24	-25.0	-24.73	108.00	Horizontal	Horizontal	Pass
2131.500	-24.03	5.12	-25.0	0.97	199.00	Horizontal	Horizontal	N/A
6666.750	-39.40	14.66	-25.0	-14.40	9.00	Horizontal	Horizontal	Pass
13404.412	-40.44	16.91	-25.0	-15.44	220.00	Horizontal	Horizontal	Pass

RSE-H&V DC_5A_n66A BW10(LTE)+BW30(NR)



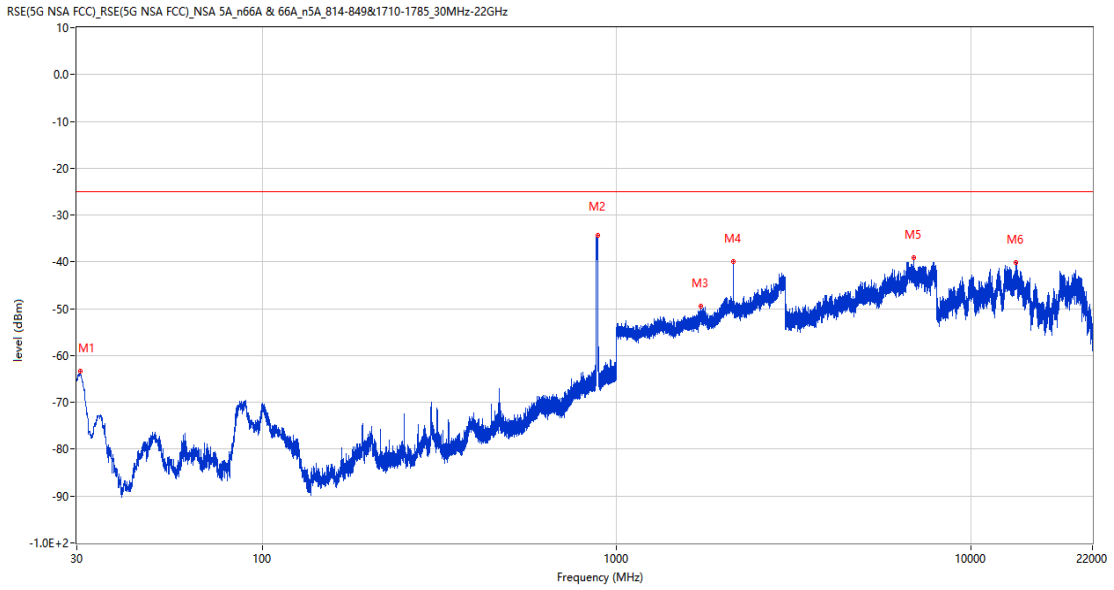
Frequency (MHz)	Result (dBm)	Factor (dB)	PK Limit (dBm)	Over Limit (dB)	Table (o)	ANT	EUT	Verdict
191.796	-65.62	-14.31	-25.0	-40.62	54.00	Horizontal	Vertical	Pass
884.376	-23.84	4.96	-25.0	1.16	282.00	Horizontal	Vertical	N/A
1731.700	-49.27	3.17	-25.0	-24.27	333.00	Horizontal	Vertical	Pass
2134.900	-21.90	5.16	-25.0	3.10	209.00	Horizontal	Vertical	N/A
7822.750	-39.91	16.09	-25.0	-14.91	129.00	Horizontal	Vertical	Pass
12507.275	-40.34	14.60	-25.0	-15.34	-2.00	Horizontal	Vertical	Pass

RSE-V&V DC_5A_n66A BW10(LTE)+BW30(NR)



Frequency (MHz)	Result (dBm)	Factor (dB)	PK Limit (dBm)	Over Limit (dB)	Table (o)	ANT	EUT	Verdict
30.388	-63.50	-23.14	-25.0	-38.50	82.00	Vertical	Vertical	Pass
878.653	-32.98	4.81	-25.0	-7.98	10.00	Vertical	Vertical	N/A
2132.400	-38.68	5.09	-25.0	-13.68	167.00	Vertical	Vertical	N/A
2874.800	-41.79	11.88	-25.0	-16.79	142.00	Vertical	Vertical	Pass
6706.000	-39.53	15.50	-25.0	-14.53	353.00	Vertical	Vertical	Pass
13373.963	-41.20	16.77	-25.0	-16.20	287.00	Vertical	Vertical	Pass

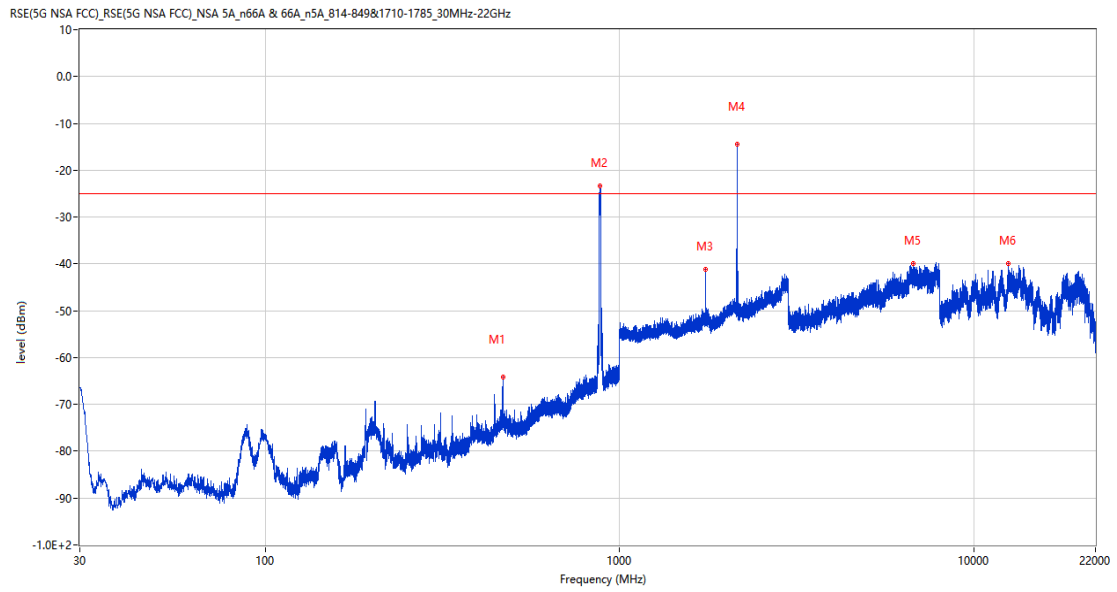
RSE-V&H DC_5A_n66A BW10(LTE)+BW30(NR)



Frequency (MHz)	Result (dBm)	Factor (dB)	PK Limit (dBm)	Over Limit (dB)	Table (o)	ANT	EUT	Verdict
30.631	-63.32	-23.28	-25.0	-38.32	-2.00	Vertical	Horizontal	Pass
885.637	-34.35	5.10	-25.0	-9.35	127.00	Vertical	Horizontal	N/A
1724.500	-49.46	3.14	-25.0	-24.46	50.00	Vertical	Horizontal	Pass
2134.600	-40.00	5.21	-25.0	-15.00	181.00	Vertical	Horizontal	N/A
6881.750	-39.13	14.12	-25.0	-14.13	121.00	Vertical	Horizontal	Pass
13390.238	-40.17	16.92	-25.0	-15.17	249.00	Vertical	Horizontal	Pass

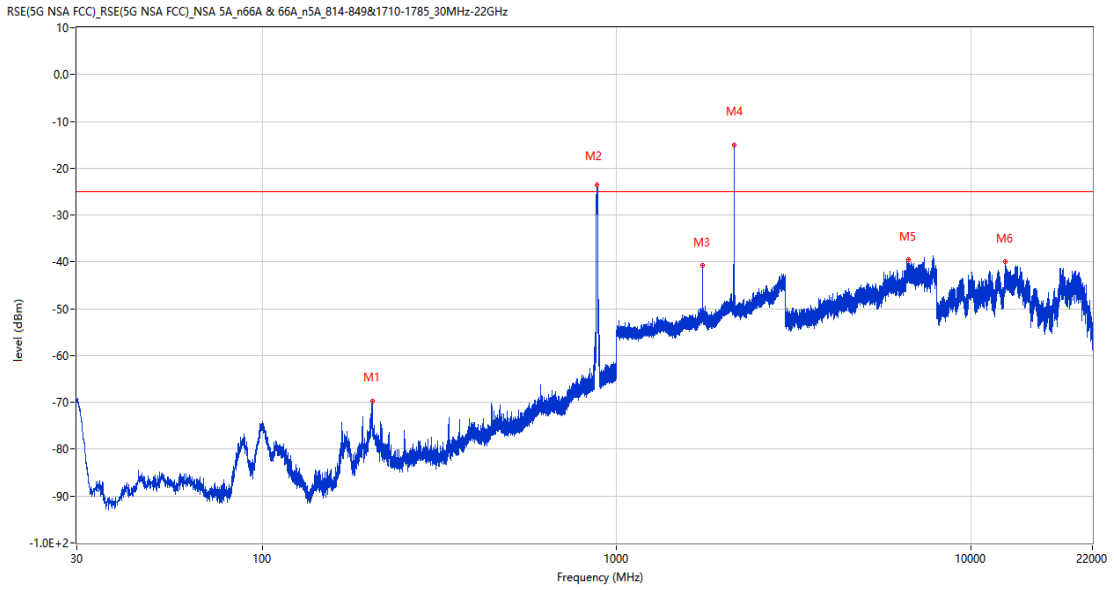
30.4 DC_5A_n66A BW10(LTE)+BW5(NR) , PI/2 BPSK, Middle Chanel

RSE-H&H DC_5A_n66A BW10(LTE)+BW5(NR)



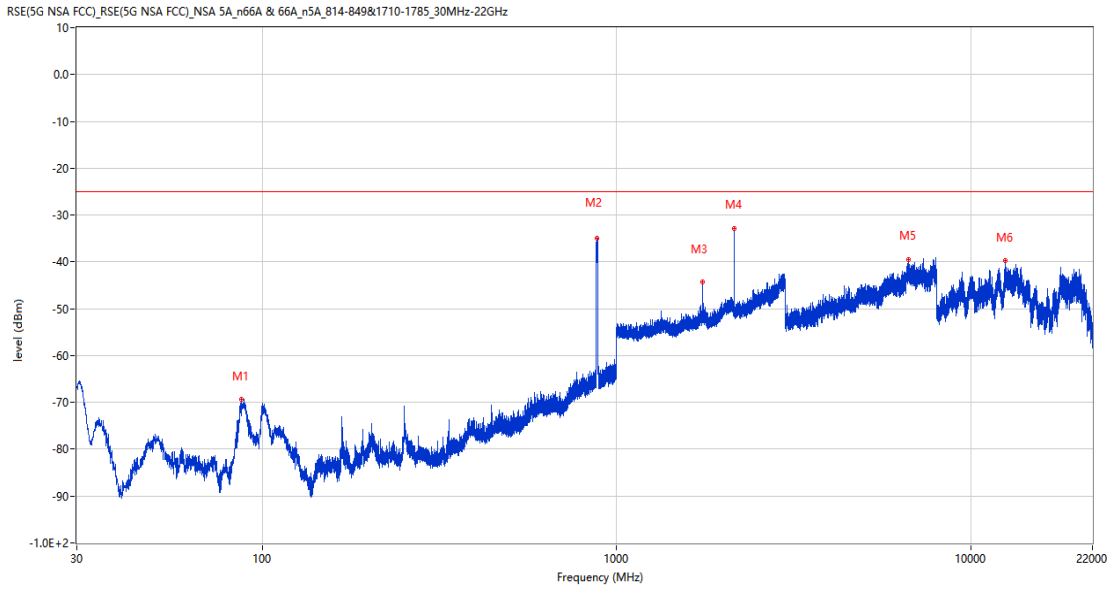
Frequency (MHz)	Result (dBm)	Factor (dB)	PK Limit (dBm)	Over Limit (dB)	Table (o)	ANT	EUT	Verdict
468.343	-64.12	-4.65	-25.0	-39.12	138.00	Horizontal	Horizontal	Pass
879.817	-23.34	4.78	-25.0	1.66	282.00	Horizontal	Horizontal	N/A
1746.000	-41.12	3.22	-25.0	-16.12	57.00	Horizontal	Horizontal	N/A
2144.300	-14.43	4.82	-25.0	10.57	215.00	Horizontal	Horizontal	N/A
6726.000	-39.84	15.49	-25.0	-14.84	353.00	Horizontal	Horizontal	Pass
12488.275	-39.97	14.61	-25.0	-14.97	38.00	Horizontal	Horizontal	Pass

RSE-H&V DC_5A_n66A BW10(LTE)+BW5(NR)



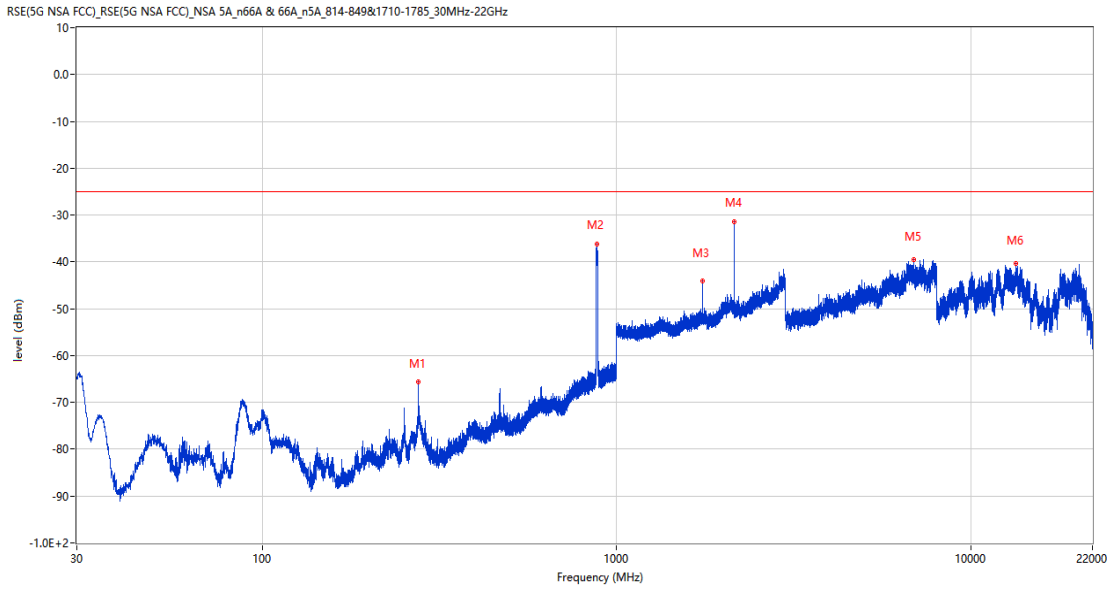
Frequency (MHz)	Result (dBm)	Factor (dB)	PK Limit (dBm)	Over Limit (dB)	Table (o)	ANT	EUT	Verdict
204.406	-69.80	-13.38	-25.0	-44.80	77.00	Horizontal	Vertical	Pass
879.138	-23.60	4.83	-25.0	1.40	290.00	Horizontal	Vertical	N/A
1746.200	-40.80	3.23	-25.0	-15.80	160.00	Horizontal	Vertical	N/A
2147.100	-15.07	4.47	-25.0	9.93	118.00	Horizontal	Vertical	N/A
6664.750	-39.57	14.69	-25.0	-14.57	321.00	Horizontal	Vertical	Pass
12520.575	-39.97	14.39	-25.0	-14.97	296.00	Horizontal	Vertical	Pass

RSE-V&V DC_5A_n66A BW10(LTE)+BW5(NR)



Frequency (MHz)	Result (dBm)	Factor (dB)	PK Limit (dBm)	Over Limit (dB)	Table (o)	ANT	EUT	Verdict
87.279	-69.35	-19.09	-25.0	-44.35	74.00	Vertical	Vertical	Pass
878.410	-34.96	4.79	-25.0	-9.96	355.00	Vertical	Vertical	N/A
1745.400	-44.31	3.22	-25.0	-19.31	147.00	Vertical	Vertical	N/A
2144.500	-32.79	4.81	-25.0	-7.79	166.00	Vertical	Vertical	N/A
6655.500	-39.41	15.04	-25.0	-14.41	116.00	Vertical	Vertical	Pass
12523.425	-39.77	14.35	-25.0	-14.77	56.00	Vertical	Vertical	Pass

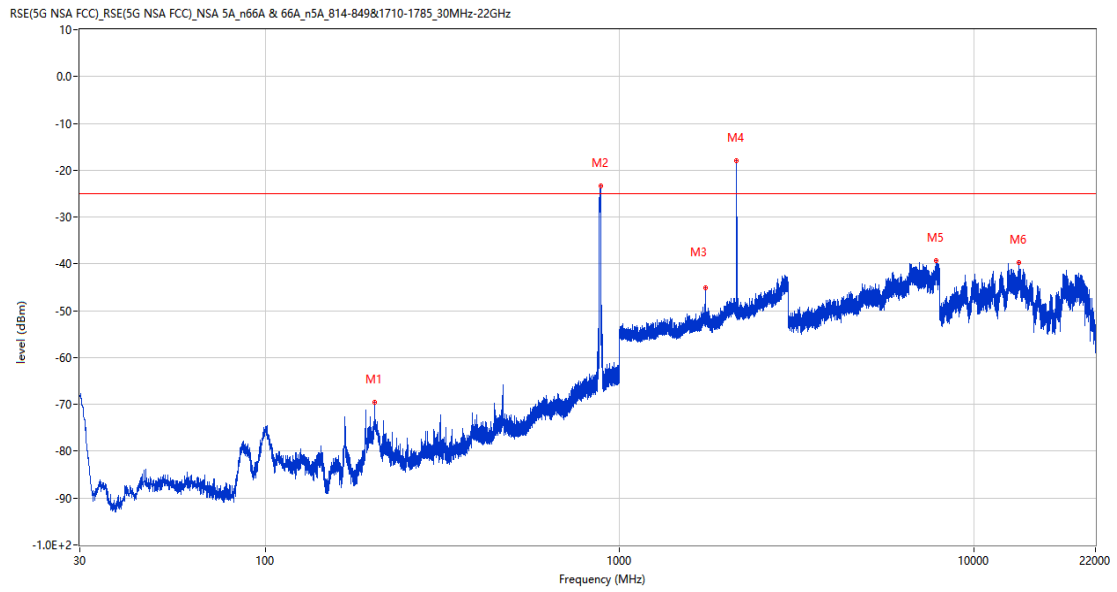
RSE-V&H DC_5A_n66A BW10(LTE)+BW5(NR)



Frequency (MHz)	Result (dBm)	Factor (dB)	PK Limit (dBm)	Over Limit (dB)	Table (o)	ANT	EUT	Verdict
276.089	-65.70	-11.37	-25.0	-40.70	57.00	Vertical	Horizontal	Pass
882.339	-36.25	4.98	-25.0	-11.25	33.00	Vertical	Horizontal	N/A
1746.700	-44.14	3.23	-25.0	-19.14	2.00	Vertical	Horizontal	N/A
2147.300	-31.46	4.47	-25.0	-6.46	173.00	Vertical	Horizontal	N/A
6878.000	-39.53	14.15	-25.0	-14.53	127.00	Vertical	Horizontal	Pass
13401.000	-40.41	16.99	-25.0	-15.41	24.00	Vertical	Horizontal	Pass

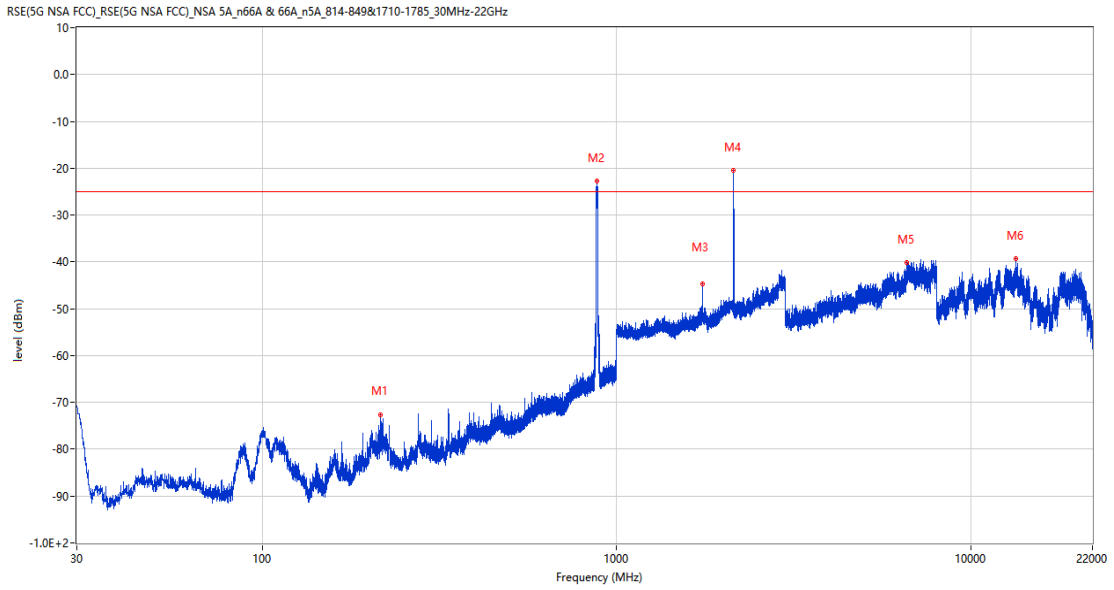
30.5 DC_5A_n66A BW10(LTE)+BW20(NR), PI/2 BPSK, Middle Chanel

RSE-H&H DC_5A_n66A BW10(LTE)+BW20(NR)



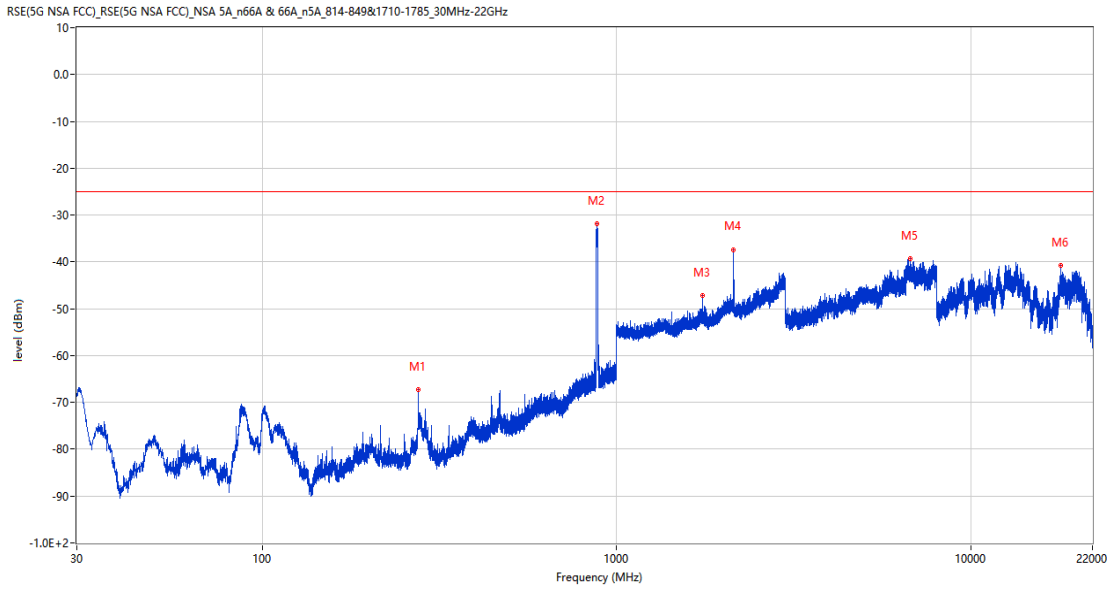
Frequency (MHz)	Result (dBm)	Factor (dB)	PK Limit (dBm)	Over Limit (dB)	Table (o)	ANT	EUT	Verdict
203.970	-69.63	-13.41	-25.0	-44.63	61.00	Horizontal	Horizontal	Pass
882.921	-23.30	4.99	-25.0	1.70	268.00	Horizontal	Horizontal	N/A
1746.500	-45.13	3.23	-25.0	-20.13	71.00	Horizontal	Horizontal	N/A
2137.600	-18.05	5.03	-25.0	6.95	205.00	Horizontal	Horizontal	N/A
7803.250	-39.33	15.98	-25.0	-14.33	105.00	Horizontal	Horizontal	Pass
13384.200	-39.63	16.86	-25.0	-14.63	87.00	Horizontal	Horizontal	Pass

RSE-H&V DC_5A_n66A BW10(LTE)+BW20(NR)



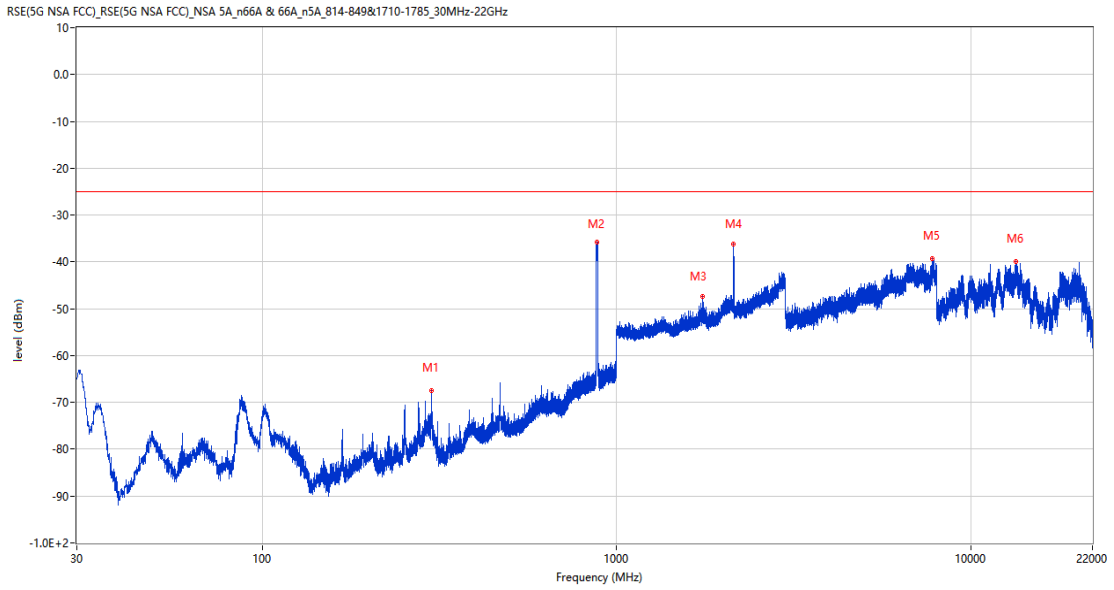
Frequency (MHz)	Result (dBm)	Factor (dB)	PK Limit (dBm)	Over Limit (dB)	Table (o)	ANT	EUT	Verdict
216.094	-72.58	-14.51	-25.0	-47.58	81.00	Horizontal	Vertical	Pass
878.799	-22.67	4.82	-25.0	2.33	275.00	Horizontal	Vertical	N/A
1746.300	-44.77	3.23	-25.0	-19.77	44.00	Horizontal	Vertical	N/A
2137.900	-20.40	5.04	-25.0	4.60	124.00	Horizontal	Vertical	N/A
6585.250	-40.15	14.18	-25.0	-15.15	246.00	Horizontal	Vertical	Pass
13411.237	-39.41	16.76	-25.0	-14.41	361.00	Horizontal	Vertical	Pass

RSE-V&V DC_5A_n66A BW10(LTE)+BW20(NR)



Frequency (MHz)	Result (dBm)	Factor (dB)	PK Limit (dBm)	Over Limit (dB)	Table (o)	ANT	EUT	Verdict
275.895	-67.35	-11.41	-25.0	-42.35	101.00	Vertical	Vertical	Pass
882.484	-31.78	4.99	-25.0	-6.78	331.00	Vertical	Vertical	N/A
1748.500	-47.18	3.23	-25.0	-22.18	188.00	Vertical	Vertical	N/A
2138.800	-37.51	4.92	-25.0	-12.51	326.00	Vertical	Vertical	N/A
6744.750	-39.37	14.88	-25.0	-14.37	0.00	Vertical	Vertical	Pass
17946.188	-40.80	14.00	-25.0	-15.80	72.00	Vertical	Vertical	Pass

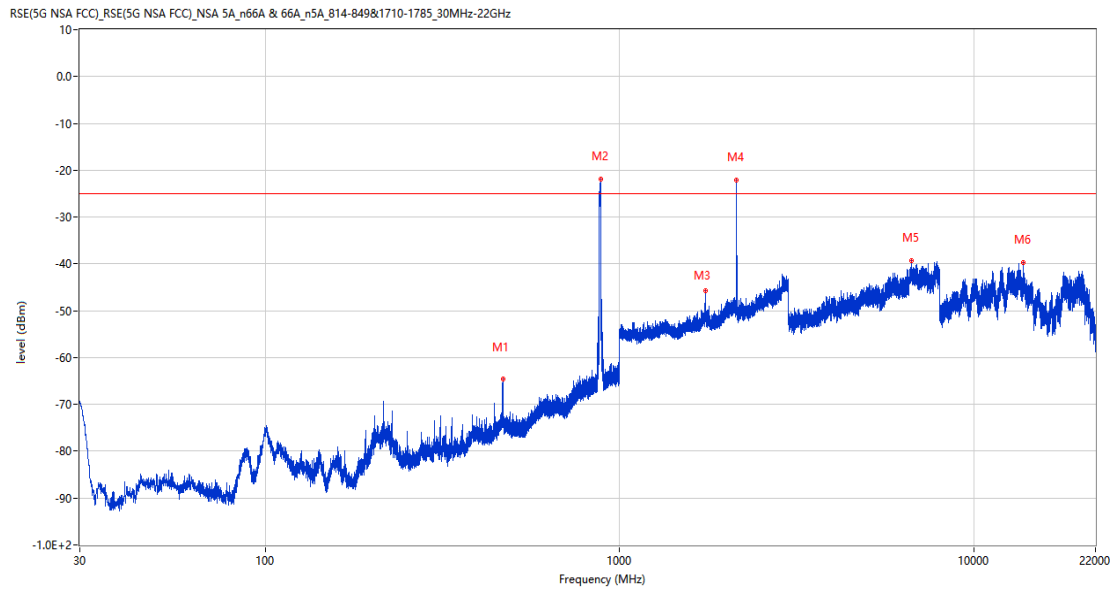
RSE-V&H DC_5A_n66A BW10(LTE)+BW20(NR)



Frequency (MHz)	Result (dBm)	Factor (dB)	PK Limit (dBm)	Over Limit (dB)	Table (o)	ANT	EUT	Verdict
300.339	-67.45	-11.89	-25.0	-42.45	80.00	Vertical	Horizontal	Pass
881.854	-35.86	4.89	-25.0	-10.86	319.00	Vertical	Horizontal	N/A
1747.200	-47.44	3.23	-25.0	-22.44	309.00	Vertical	Horizontal	N/A
2136.600	-36.29	4.98	-25.0	-11.29	116.00	Vertical	Horizontal	N/A
7787.500	-39.23	15.60	-25.0	-14.23	0.00	Vertical	Horizontal	Pass
13412.550	-39.95	16.73	-25.0	-14.95	361.00	Vertical	Horizontal	Pass

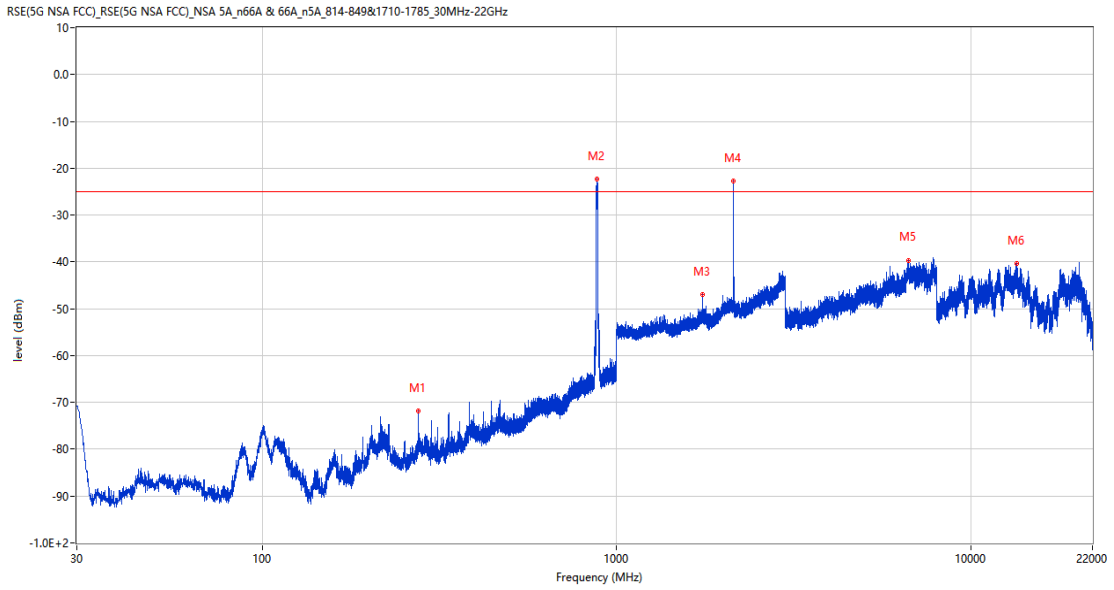
30.6 DC_5A_n66A BW10(LTE)+BW30(NR), PI/2 BPSK, Middle Chanel

RSE-H&H DC_5A_n66A BW10(LTE)+BW30(NR)



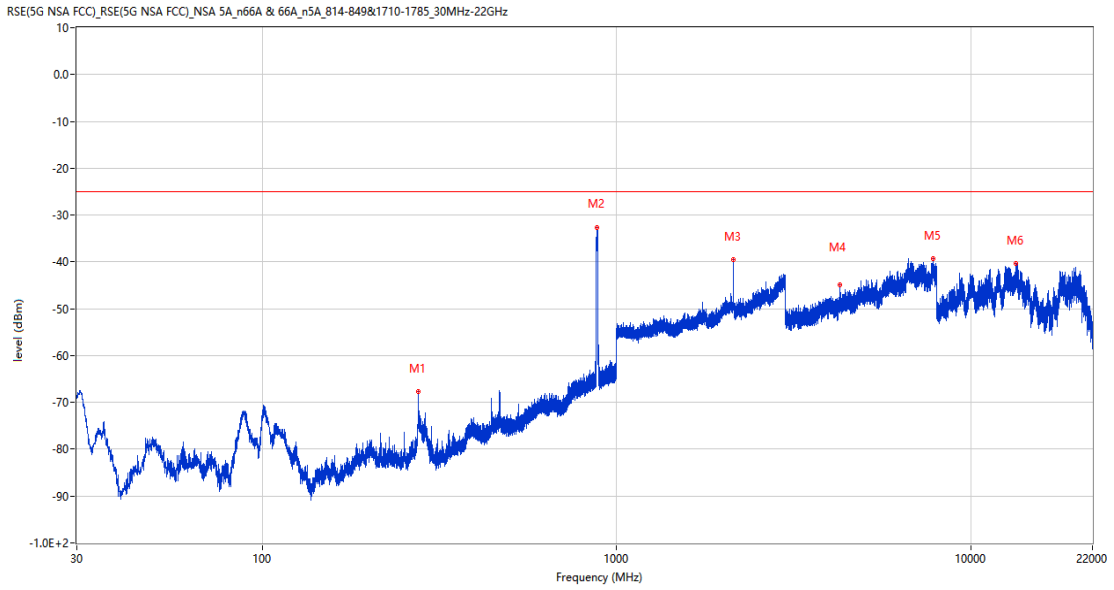
Frequency (MHz)	Result (dBm)	Factor (dB)	PK Limit (dBm)	Over Limit (dB)	Table (o)	ANT	EUT	Verdict
468.246	-64.64	-4.65	-25.0	-39.64	21.00	Horizontal	Horizontal	Pass
885.637	-21.81	5.10	-25.0	3.19	282.00	Horizontal	Horizontal	N/A
1747.900	-45.76	3.23	-25.0	-20.76	62.00	Horizontal	Horizontal	N/A
2132.500	-22.11	5.10	-25.0	2.89	208.00	Horizontal	Horizontal	N/A
6658.250	-39.39	14.87	-25.0	-14.39	343.00	Horizontal	Horizontal	Pass
13799.474	-39.73	16.97	-25.0	-14.73	346.00	Horizontal	Horizontal	Pass

RSE-H&V DC_5A_n66A BW10(LTE)+BW30(NR)



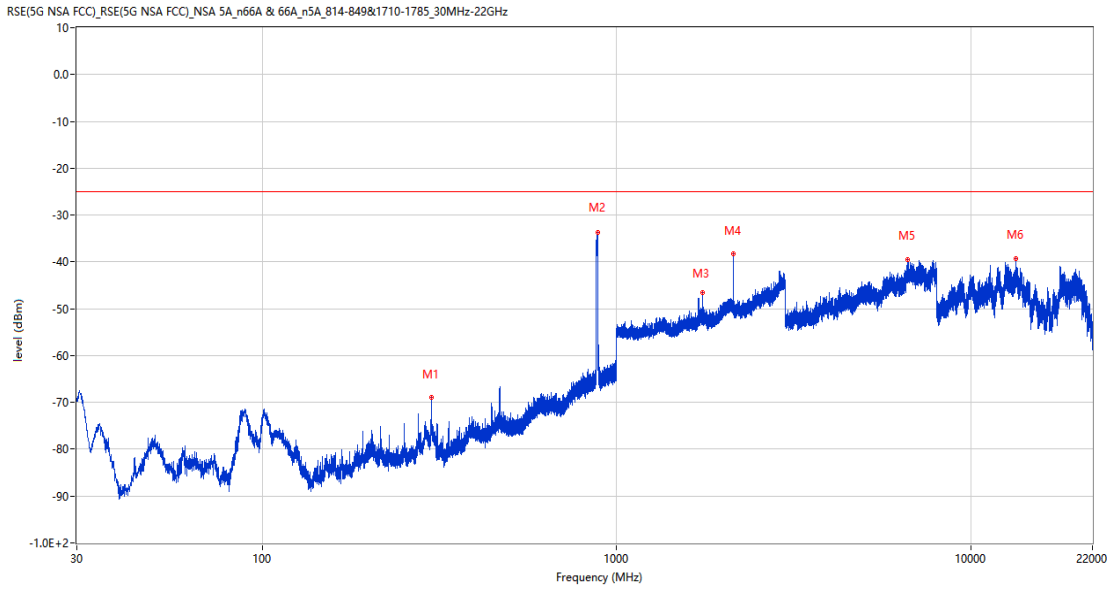
Frequency (MHz)	Result (dBm)	Factor (dB)	PK Limit (dBm)	Over Limit (dB)	Table (o)	ANT	EUT	Verdict
275.992	-71.82	-11.39	-25.0	-46.82	211.00	Horizontal	Vertical	Pass
878.847	-22.26	4.83	-25.0	2.74	282.00	Horizontal	Vertical	N/A
1746.200	-47.06	3.23	-25.0	-22.06	172.00	Horizontal	Vertical	N/A
2133.000	-22.67	5.06	-25.0	2.33	117.00	Horizontal	Vertical	N/A
6645.250	-39.82	15.15	-25.0	-14.82	148.00	Horizontal	Vertical	Pass
13472.663	-40.27	15.67	-25.0	-15.27	323.00	Horizontal	Vertical	Pass

RSE-V&V DC_5A_n66A BW10(LTE)+BW30(NR)



Frequency (MHz)	Result (dBm)	Factor (dB)	PK Limit (dBm)	Over Limit (dB)	Table (o)	ANT	EUT	Verdict
276.041	-67.70	-11.38	-25.0	-42.70	167.00	Vertical	Vertical	Pass
878.556	-32.57	4.80	-25.0	-7.57	344.00	Vertical	Vertical	N/A
2135.000	-39.55	5.15	-25.0	-14.55	166.00	Vertical	Vertical	N/A
4261.750	-44.88	8.82	-25.0	-19.88	1.00	Vertical	Vertical	Pass
7808.750	-39.41	16.16	-25.0	-14.41	21.00	Vertical	Vertical	Pass
13396.799	-40.30	16.98	-25.0	-15.30	1.00	Vertical	Vertical	Pass

RSE-V&H DC_5A_n66A BW10(LTE)+BW30(NR)

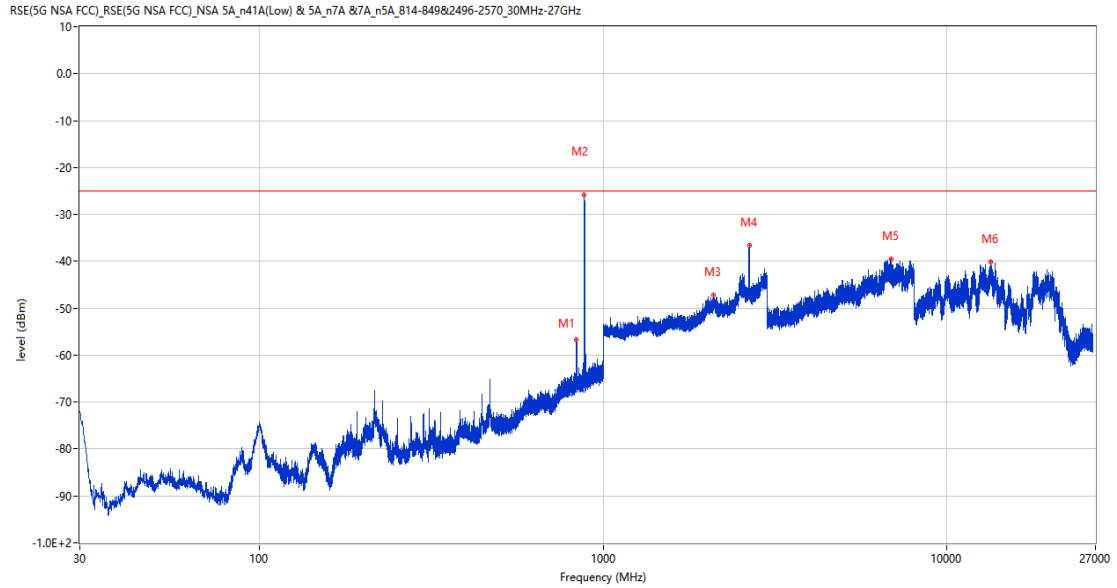


Frequency (MHz)	Result (dBm)	Factor (dB)	PK Limit (dBm)	Over Limit (dB)	Table (o)	ANT	EUT	Verdict
300.000	-68.87	-11.88	-25.0	-43.87	153.00	Vertical	Horizontal	Pass
884.910	-33.79	4.85	-25.0	-8.79	286.00	Vertical	Horizontal	N/A
1746.900	-46.55	3.23	-25.0	-21.55	49.00	Vertical	Horizontal	N/A
2134.400	-38.26	5.24	-25.0	-13.26	114.00	Vertical	Horizontal	N/A
6613.000	-39.61	14.50	-25.0	-14.61	0.00	Vertical	Horizontal	Pass
13403.888	-39.34	16.92	-25.0	-14.34	-1.00	Vertical	Horizontal	Pass

31 DC_7A_n5A

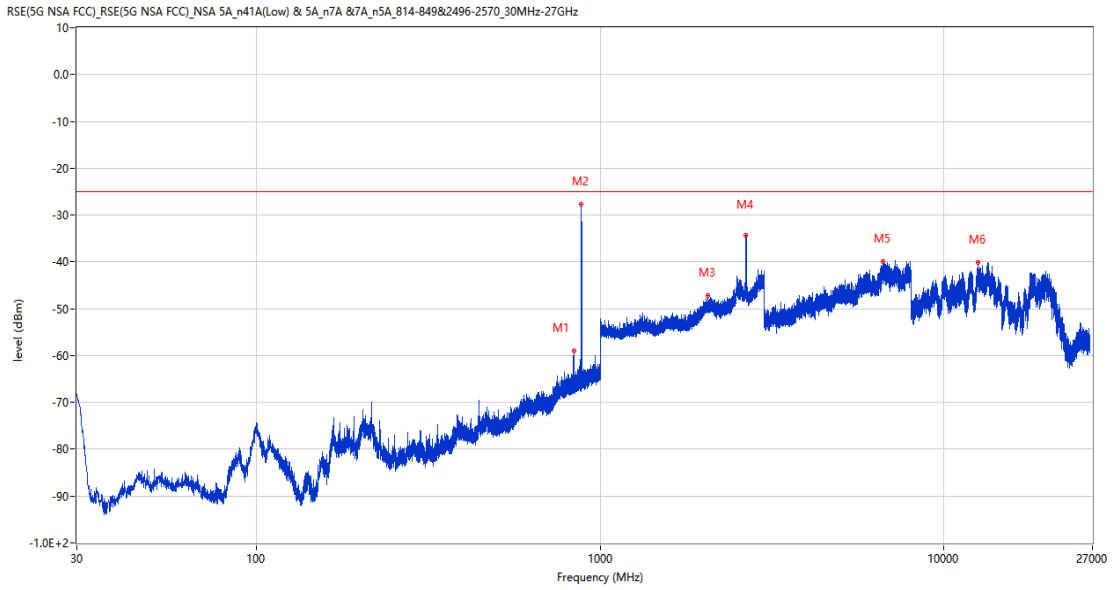
31.1 DC_7A_n5A BW20(LTE)+BW5(NR), QPSK, Middle Chanel

RSE-H&H DC_7A_n5A BW20(LTE)+BW5(NR)



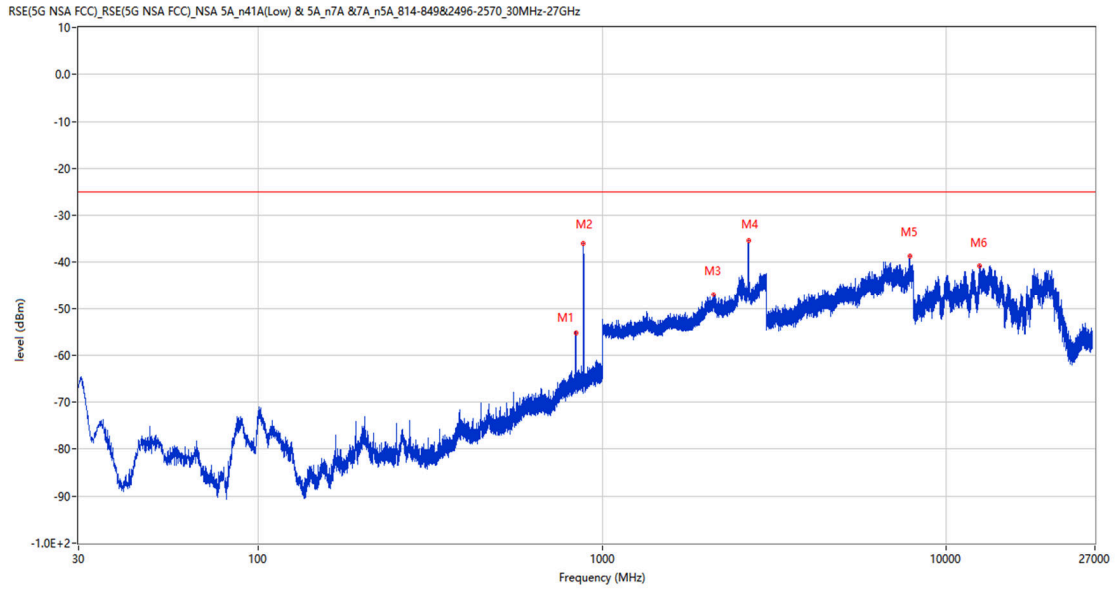
Frequency (MHz)	Result (dBm)	Factor (dB)	PK Limit (dBm)	Over Limit (dB)	Table (o)	ANT	EUT	Verdict
836.022	-56.78	4.91	-25.0	-31.78	83.00	Horizontal	Horizontal	N/A
880.108	-25.80	4.82	-25.0	-0.80	270.00	Horizontal	Horizontal	N/A
2095.100	-47.19	5.67	-25.0	-22.19	63.00	Horizontal	Horizontal	Pass
2658.300	-36.70	9.27	-25.0	-11.70	150.00	Horizontal	Horizontal	N/A
6885.250	-39.58	14.03	-25.0	-14.58	244.00	Horizontal	Horizontal	Pass
13376.062	-40.22	16.78	-25.0	-15.22	276.00	Horizontal	Horizontal	Pass

RSE-H&V DC_7A_n5A BW20(LTE)+BW5(NR)



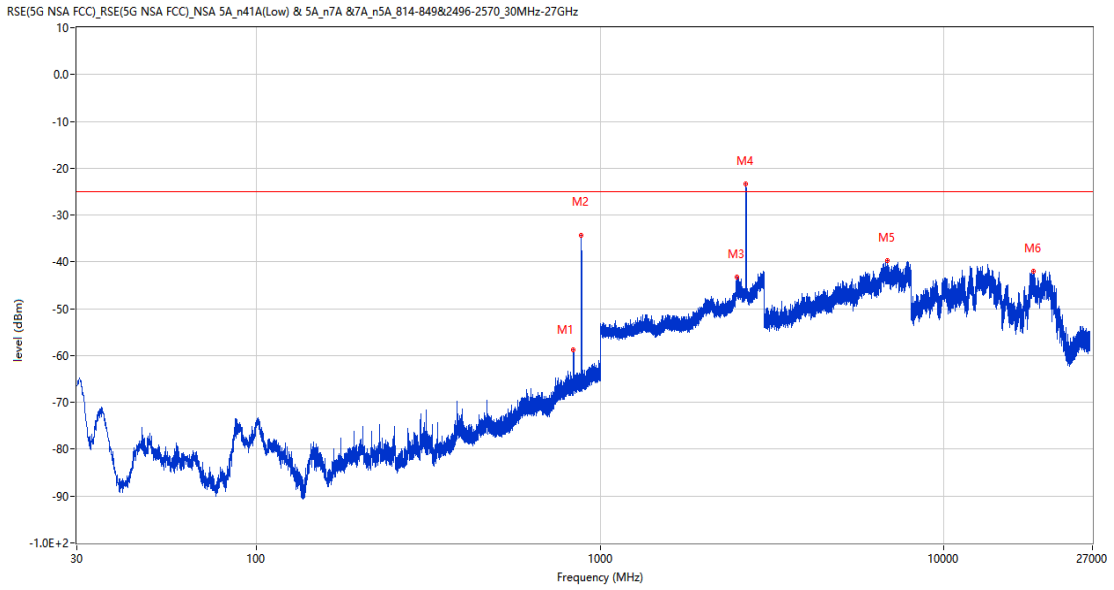
Frequency (MHz)	Result (dBm)	Factor (dB)	PK Limit (dBm)	Over Limit (dB)	Table (o)	ANT	EUT	Verdict
837.185	-58.93	4.96	-25.0	-33.93	359.00	Horizontal	Vertical	N/A
880.156	-27.77	4.82	-25.0	-2.77	313.00	Horizontal	Vertical	N/A
2055.200	-47.21	5.26	-25.0	-22.21	350.00	Horizontal	Vertical	Pass
2652.600	-34.30	9.84	-25.0	-9.30	31.00	Horizontal	Vertical	N/A
6649.750	-39.99	15.14	-25.0	-14.99	331.00	Horizontal	Vertical	Pass
12543.138	-40.17	14.03	-25.0	-15.17	278.00	Horizontal	Vertical	Pass

RSE-V&V DC_7A_n5A BW20(LTE)+BW5(NR)



Frequency (MHz)	Result (dBm)	Factor (dB)	PK Limit (dBm)	Over Limit (dB)	Table (o)	ANT	EUT	Verdict
837.346	-54.66	4.92	-25.0	-29.66	246.00	Vertical	Vertical	N/A
880.302	-35.96	4.84	-25.0	-10.96	6.00	Vertical	Vertical	N/A
2106.600	-47.03	5.93	-25.0	-22.03	73.00	Vertical	Vertical	Pass
2658.300	-35.37	9.27	-25.0	-10.37	31.00	Vertical	Vertical	N/A
7811.500	-38.73	16.35	-25.0	-13.73	342.00	Vertical	Vertical	Pass
12489.463	-40.68	14.63	-25.0	-15.68	335.00	Vertical	Vertical	Pass

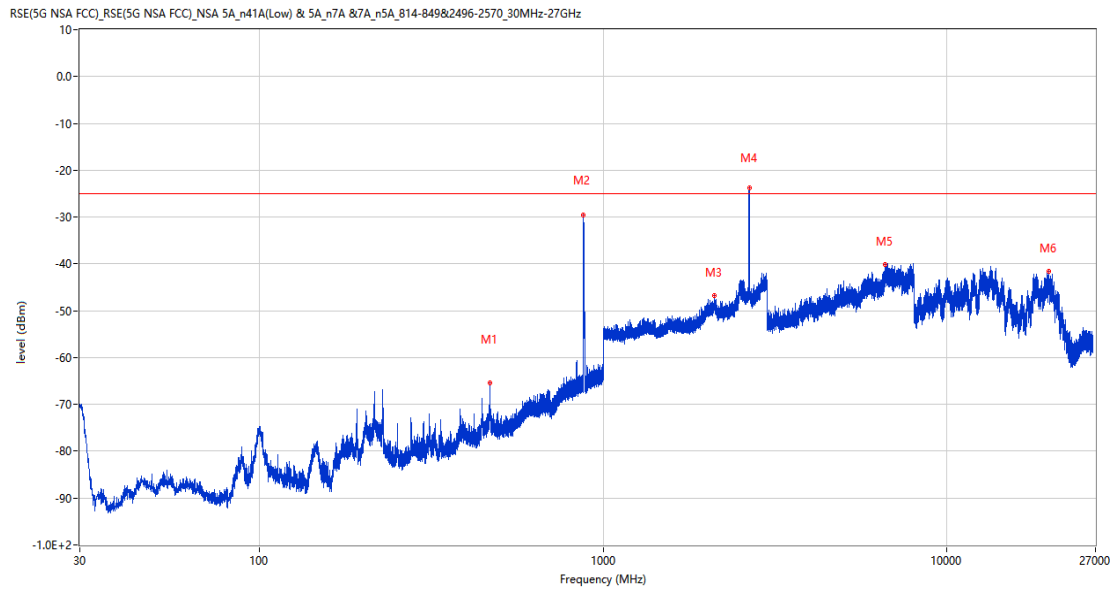
RSE-V&H DC_7A_n5A BW20(LTE)+BW5(NR)



Frequency (MHz)	Result (dBm)	Factor (dB)	PK Limit (dBm)	Over Limit (dB)	Table (o)	ANT	EUT	Verdict
835.682	-58.74	4.89	-25.0	-33.74	74.00	Vertical	Horizontal	N/A
880.690	-34.32	4.89	-25.0	-9.32	19.00	Vertical	Horizontal	N/A
2496.000	-43.33	10.40	-25.0	-18.33	232.00	Vertical	Horizontal	N/A
2648.500	-23.32	9.81	-25.0	1.68	201.00	Vertical	Horizontal	N/A
6821.000	-39.63	14.21	-25.0	-14.63	320.00	Vertical	Horizontal	Pass
18143.650	-42.05	12.86	-25.0	-17.05	348.00	Vertical	Horizontal	Pass

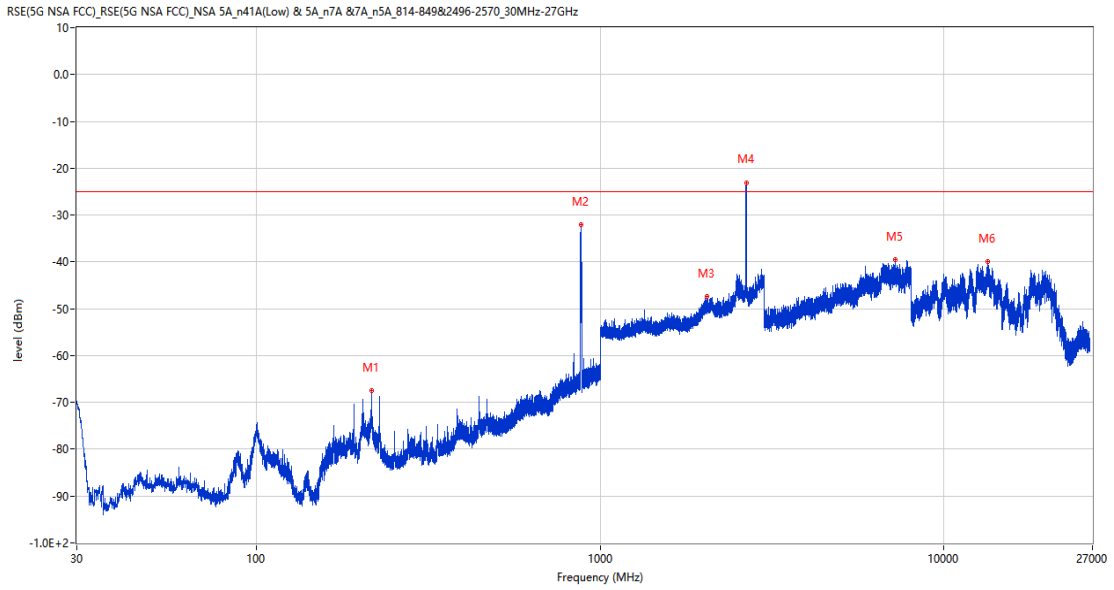
31.2 DC_7A_n5A BW20(LTE)+BW15(NR), QPSK, Middle Chanel

RSE-H&H DC_7A_n5A BW20(LTE)+BW15(NR)



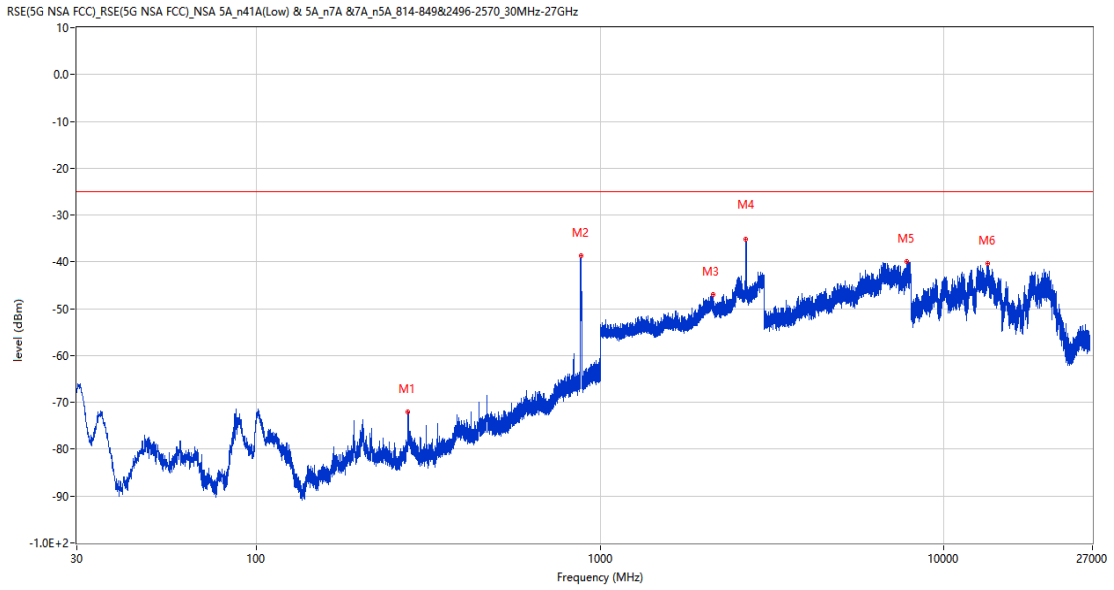
Frequency (MHz)	Result (dBm)	Factor (dB)	PK Limit (dBm)	Over Limit (dB)	Table (o)	ANT	EUT	Verdict
467.761	-65.41	-4.61	-25.0	-40.41	-2.00	Horizontal	Horizontal	Pass
874.530	-29.47	4.86	-25.0	-4.47	286.00	Horizontal	Horizontal	N/A
2101.100	-46.85	5.94	-25.0	-21.85	150.00	Horizontal	Horizontal	Pass
2655.300	-23.85	9.60	-25.0	1.15	200.00	Horizontal	Horizontal	N/A
6618.750	-40.08	14.57	-25.0	-15.08	319.00	Horizontal	Horizontal	Pass
19745.901	-41.64	12.94	-25.0	-16.64	261.00	Horizontal	Horizontal	Pass

RSE-H&V DC_7A_n5A BW20(LTE)+BW15(NR)



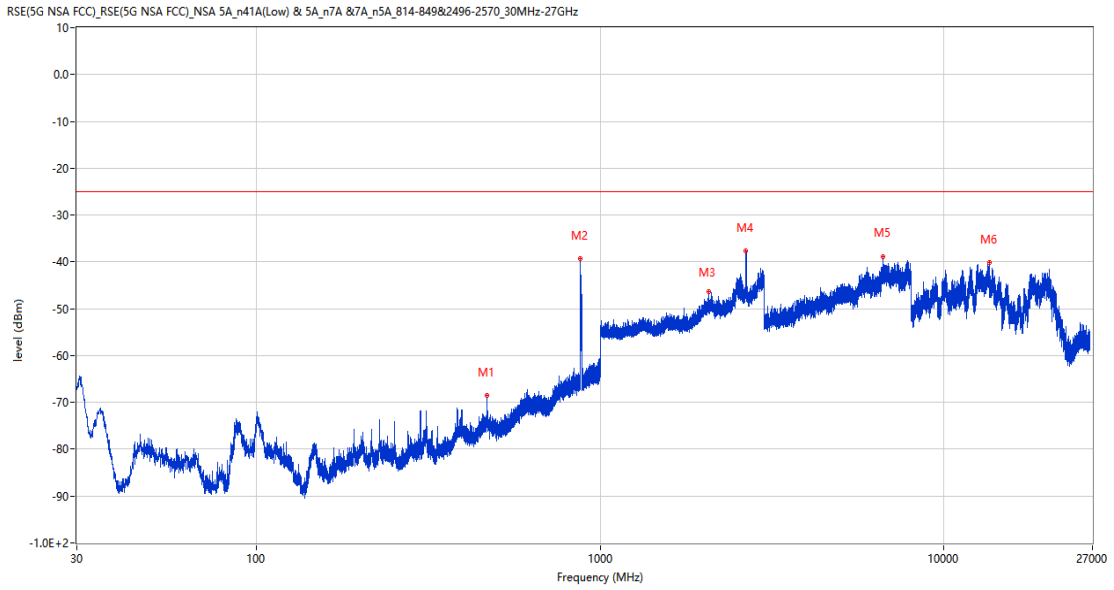
Frequency (MHz)	Result (dBm)	Factor (dB)	PK Limit (dBm)	Over Limit (dB)	Table (o)	ANT	EUT	Verdict
215.998	-67.52	-14.52	-25.0	-42.52	54.00	Horizontal	Vertical	Pass
878.410	-32.14	4.79	-25.0	-7.14	287.00	Horizontal	Vertical	N/A
2044.600	-47.47	4.92	-25.0	-22.47	106.00	Horizontal	Vertical	Pass
2657.000	-23.07	9.48	-25.0	1.93	119.00	Horizontal	Vertical	N/A
7192.750	-39.61	14.68	-25.0	-14.61	163.00	Horizontal	Vertical	Pass
13397.850	-40.01	16.99	-25.0	-15.01	268.00	Horizontal	Vertical	Pass

RSE-V&V DC_7A_n5A BW20(LTE)+BW15(NR)



Frequency (MHz)	Result (dBm)	Factor (dB)	PK Limit (dBm)	Over Limit (dB)	Table (o)	ANT	EUT	Verdict
275.895	-72.09	-11.41	-25.0	-47.09	346.00	Vertical	Vertical	Pass
880.254	-38.68	4.83	-25.0	-13.68	8.00	Vertical	Vertical	N/A
2127.000	-47.02	5.68	-25.0	-22.02	31.00	Vertical	Vertical	Pass
2647.900	-35.16	9.83	-25.0	-10.16	31.00	Vertical	Vertical	N/A
7793.000	-40.00	15.59	-25.0	-15.00	342.00	Vertical	Vertical	Pass
13396.013	-40.44	16.97	-25.0	-15.44	362.00	Vertical	Vertical	Pass

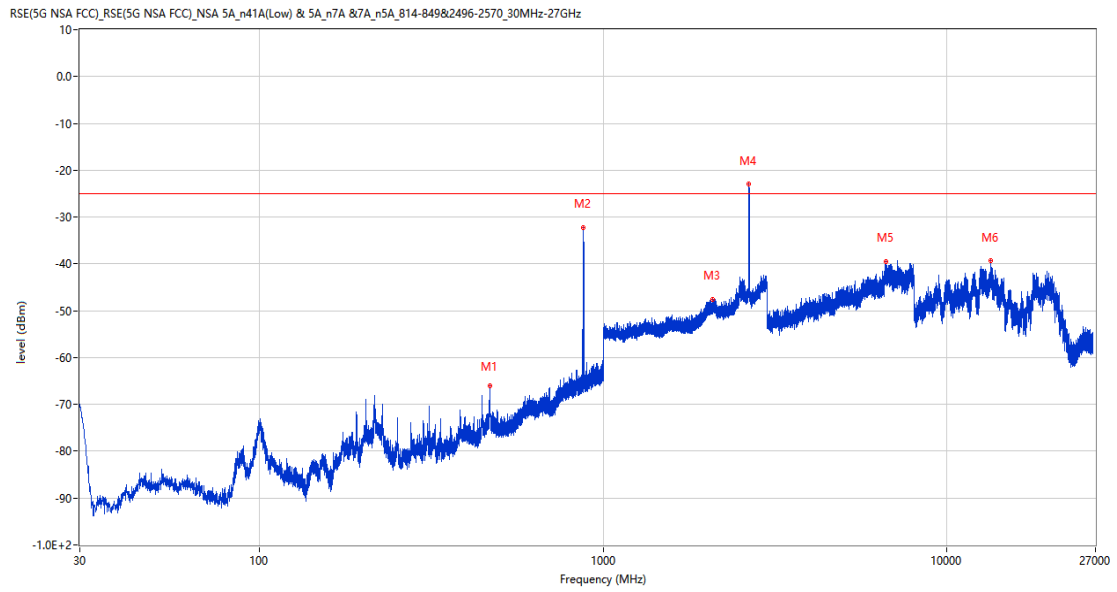
RSE-V&H DC_7A_n5A BW20(LTE)+BW15(NR)



Frequency (MHz)	Result (dBm)	Factor (dB)	PK Limit (dBm)	Over Limit (dB)	Table (o)	ANT	EUT	Verdict
468.004	-68.59	-4.63	-25.0	-43.59	209.00	Vertical	Horizontal	Pass
874.676	-39.32	4.88	-25.0	-14.32	8.00	Vertical	Horizontal	N/A
2069.700	-46.26	5.42	-25.0	-21.26	250.00	Vertical	Horizontal	Pass
2652.400	-37.69	9.88	-25.0	-12.69	213.00	Vertical	Horizontal	N/A
6638.000	-38.91	15.03	-25.0	-13.91	129.00	Vertical	Horizontal	Pass
13520.963	-40.12	15.56	-25.0	-15.12	46.00	Vertical	Horizontal	Pass

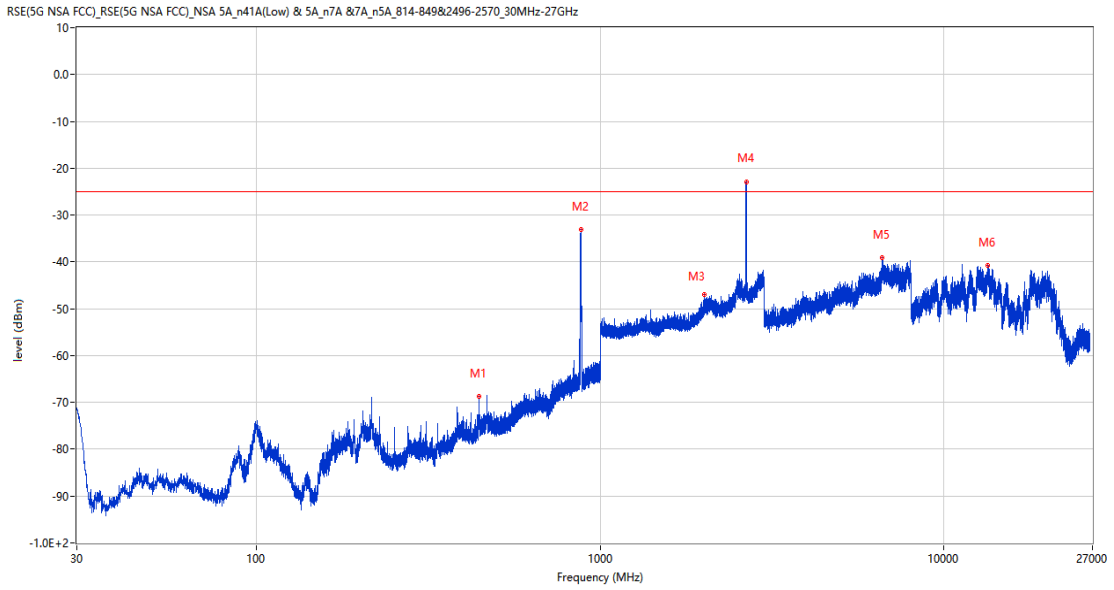
31.3 DC_7A_n5A BW20(LTE)+BW20(NR), QPSK, Middle Chanel

RSE-H&H DC_7A_n5A BW20(LTE)+BW20(NR)



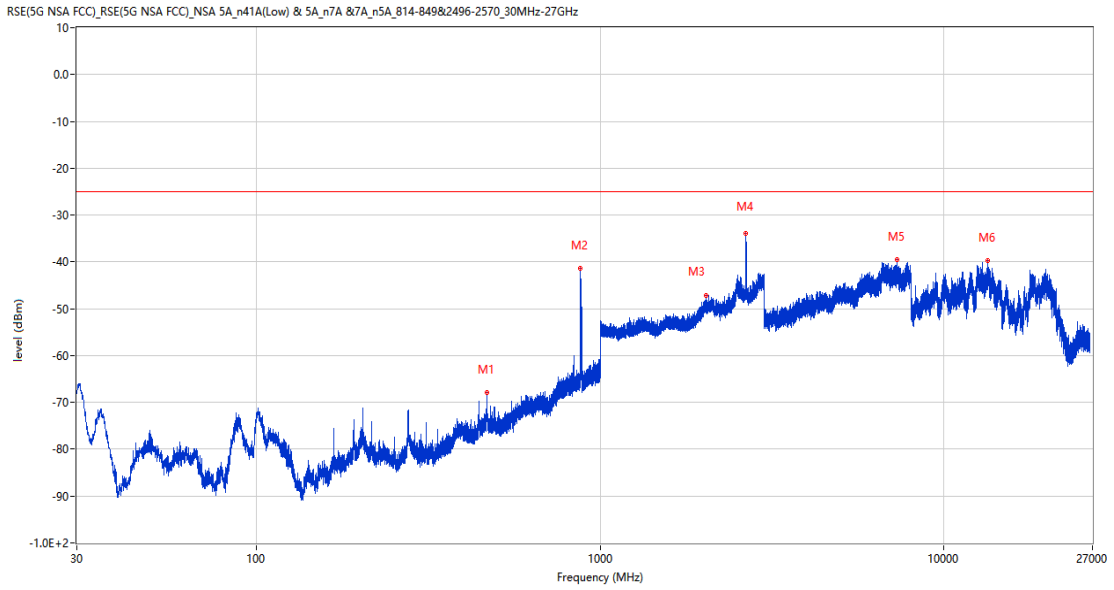
Frequency (MHz)	Result (dBm)	Factor (dB)	PK Limit (dBm)	Over Limit (dB)	Table (o)	ANT	EUT	Verdict
467.810	-66.01	-4.61	-25.0	-41.01	346.00	Horizontal	Horizontal	Pass
872.009	-32.18	4.99	-25.0	-7.18	301.00	Horizontal	Horizontal	N/A
2074.000	-47.68	5.29	-25.0	-22.68	235.00	Horizontal	Horizontal	Pass
2650.200	-23.01	9.81	-25.0	1.99	197.00	Horizontal	Horizontal	N/A
6631.000	-39.56	14.80	-25.0	-14.56	360.00	Horizontal	Horizontal	Pass
13385.513	-39.20	16.87	-25.0	-14.20	219.00	Horizontal	Horizontal	Pass

RSE-H&V DC_7A_n5A BW20(LTE)+BW20(NR)



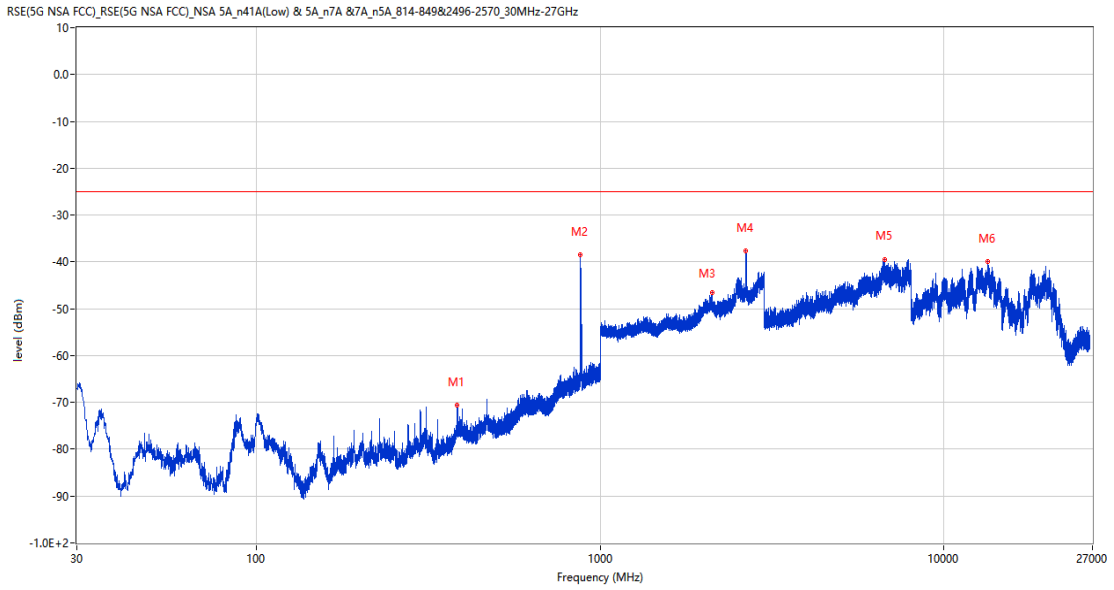
Frequency (MHz)	Result (dBm)	Factor (dB)	PK Limit (dBm)	Over Limit (dB)	Table (o)	ANT	EUT	Verdict
443.754	-68.70	-6.23	-25.0	-43.70	130.00	Horizontal	Vertical	Pass
877.198	-33.06	4.67	-25.0	-8.06	119.00	Horizontal	Vertical	N/A
2009.900	-46.92	4.80	-25.0	-21.92	353.00	Horizontal	Vertical	Pass
2663.800	-22.85	9.17	-25.0	2.15	227.00	Horizontal	Vertical	N/A
6610.000	-39.13	14.34	-25.0	-14.13	251.00	Horizontal	Vertical	Pass
13388.662	-40.82	16.90	-25.0	-15.82	23.00	Horizontal	Vertical	Pass

RSE-V&V DC_7A_n5A BW20(LTE)+BW20(NR)



Frequency (MHz)	Result (dBm)	Factor (dB)	PK Limit (dBm)	Over Limit (dB)	Table (o)	ANT	EUT	Verdict
467.422	-67.86	-4.63	-25.0	-42.86	53.00	Vertical	Vertical	Pass
876.082	-41.47	4.71	-25.0	-16.47	-2.00	Vertical	Vertical	N/A
2035.000	-47.26	4.69	-25.0	-22.26	345.00	Vertical	Vertical	Pass
2649.500	-33.82	9.74	-25.0	-8.82	31.00	Vertical	Vertical	N/A
7286.750	-39.59	14.53	-25.0	-14.59	59.00	Vertical	Vertical	Pass
13396.275	-39.80	16.97	-25.0	-14.80	23.00	Vertical	Vertical	Pass

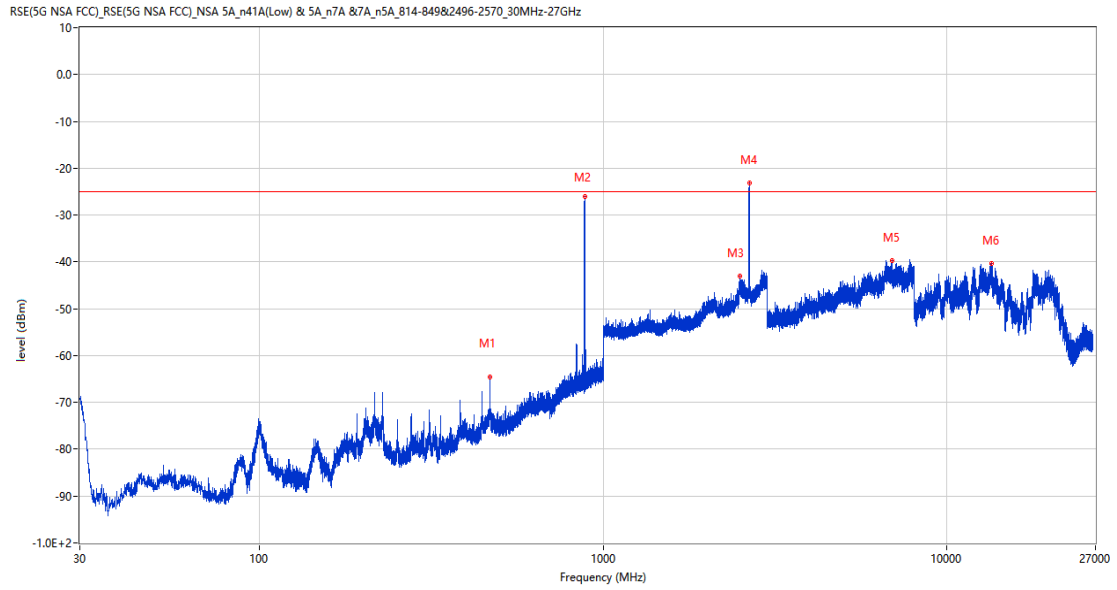
RSE-V&H DC_7A_n5A BW20(LTE)+BW20(NR)



Frequency (MHz)	Result (dBm)	Factor (dB)	PK Limit (dBm)	Over Limit (dB)	Table (o)	ANT	EUT	Verdict
383.807	-70.68	-7.05	-25.0	-45.68	200.00	Vertical	Horizontal	Pass
874.967	-38.54	4.87	-25.0	-13.54	-1.00	Vertical	Horizontal	N/A
2110.200	-46.55	6.03	-25.0	-21.55	35.00	Vertical	Horizontal	Pass
2648.400	-37.75	9.81	-25.0	-12.75	42.00	Vertical	Horizontal	N/A
6735.500	-39.58	15.26	-25.0	-14.58	243.00	Vertical	Horizontal	Pass
13396.275	-39.90	16.97	-25.0	-14.90	55.00	Vertical	Horizontal	Pass

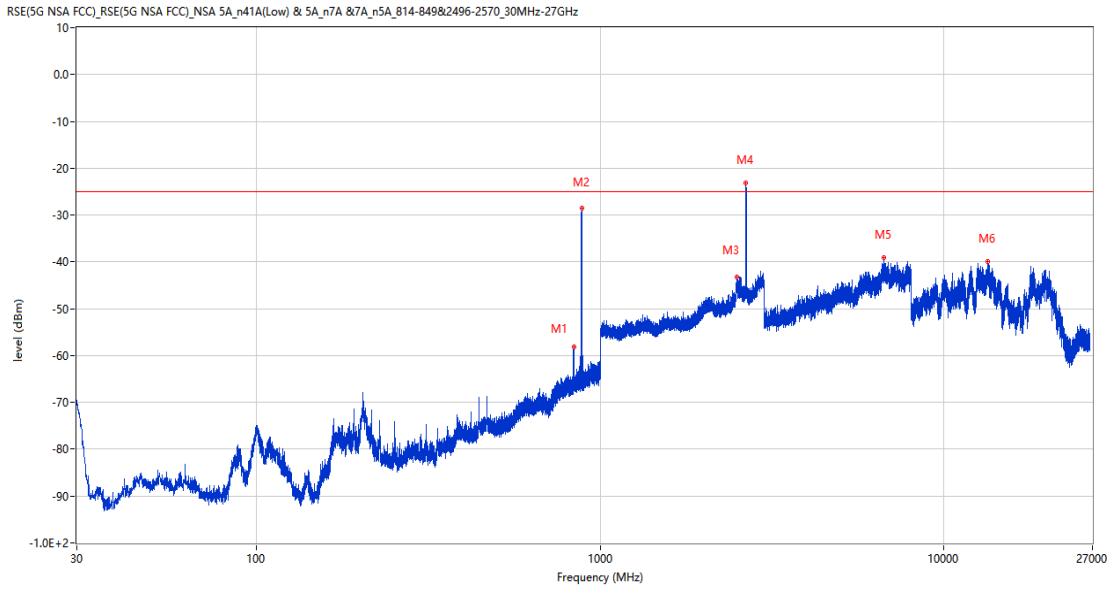
31.4 DC_7A_n5A BW20(LTE)+BW5(NR), PI/2 BPSK, Middle Chanel

RSE-H&H DC_7A_n5A BW20(LTE)+BW5(NR)



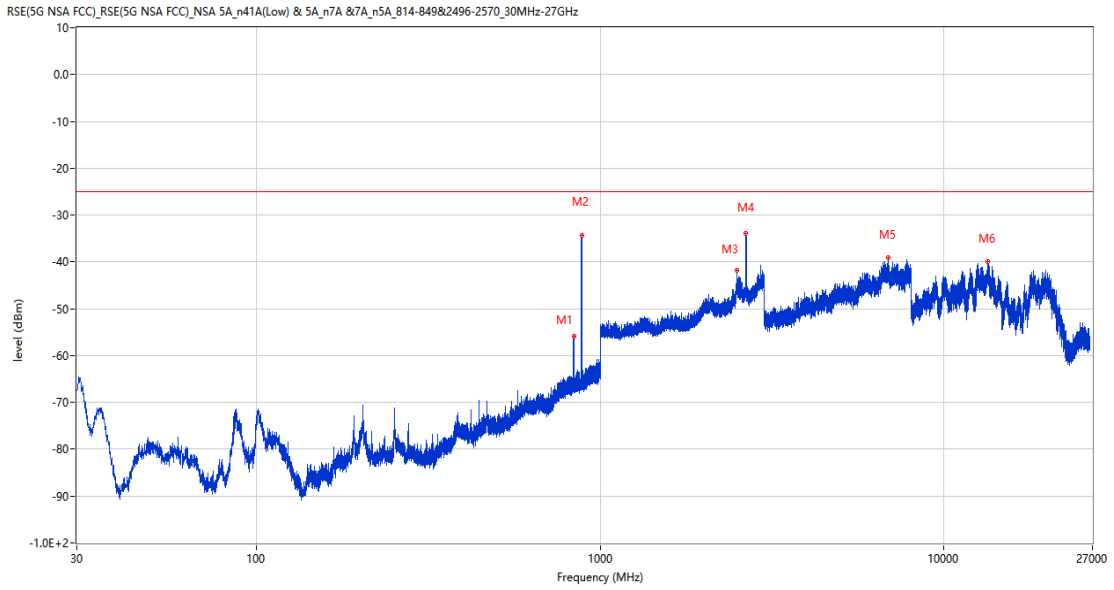
Frequency (MHz)	Result (dBm)	Factor (dB)	PK Limit (dBm)	Over Limit (dB)	Table (o)	ANT	EUT	Verdict
467.858	-64.66	-4.61	-25.0	-39.66	360.00	Horizontal	Horizontal	Pass
883.503	-26.14	5.00	-25.0	-1.14	280.00	Horizontal	Horizontal	N/A
2500.600	-43.06	10.43	-25.0	-18.06	70.00	Horizontal	Horizontal	N/A
2658.200	-23.23	9.27	-25.0	1.77	200.00	Horizontal	Horizontal	N/A
6902.250	-39.78	13.76	-25.0	-14.78	114.00	Horizontal	Horizontal	Pass
13506.263	-40.44	15.44	-25.0	-15.44	27.00	Horizontal	Horizontal	Pass

RSE-H&V DC_7A_n5A BW20(LTE)+BW5(NR)



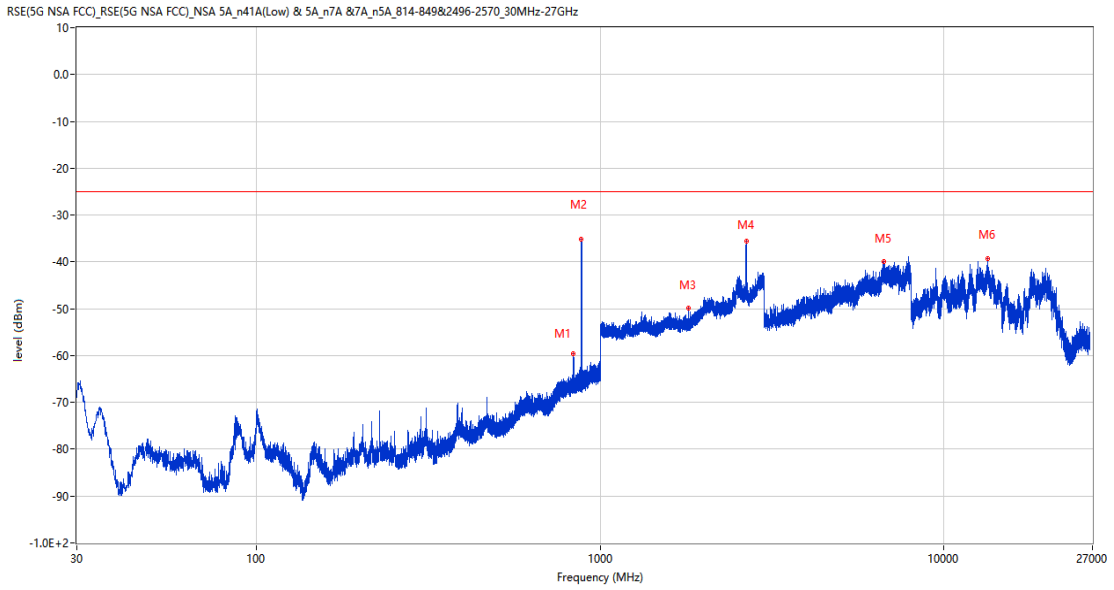
Frequency (MHz)	Result (dBm)	Factor (dB)	PK Limit (dBm)	Over Limit (dB)	Table (o)	ANT	EUT	Verdict
836.798	-58.14	4.94	-25.0	-33.14	360.00	Horizontal	Vertical	N/A
882.193	-28.59	4.95	-25.0	-3.59	287.00	Horizontal	Vertical	N/A
2495.700	-43.32	10.40	-25.0	-18.32	207.00	Horizontal	Vertical	N/A
2653.200	-23.21	9.76	-25.0	1.79	226.00	Horizontal	Vertical	N/A
6660.000	-39.11	14.83	-25.0	-14.11	133.00	Horizontal	Vertical	Pass
13384.988	-39.95	16.87	-25.0	-14.95	295.00	Horizontal	Vertical	Pass

RSE-V&V DC_7A_n5A BW20(LTE)+BW5(NR)



Frequency (MHz)	Result (dBm)	Factor (dB)	PK Limit (dBm)	Over Limit (dB)	Table (o)	ANT	EUT	Verdict
836.798	-55.82	4.94	-25.0	-30.82	32.00	Vertical	Vertical	N/A
881.757	-34.35	4.88	-25.0	-9.35	-2.00	Vertical	Vertical	N/A
2495.000	-41.75	10.39	-25.0	-16.75	138.00	Vertical	Vertical	N/A
2651.100	-33.84	9.82	-25.0	-8.84	213.00	Vertical	Vertical	N/A
6873.500	-39.17	14.05	-25.0	-14.17	0.00	Vertical	Vertical	Pass
13382.362	-39.88	16.84	-25.0	-14.88	252.00	Vertical	Vertical	Pass

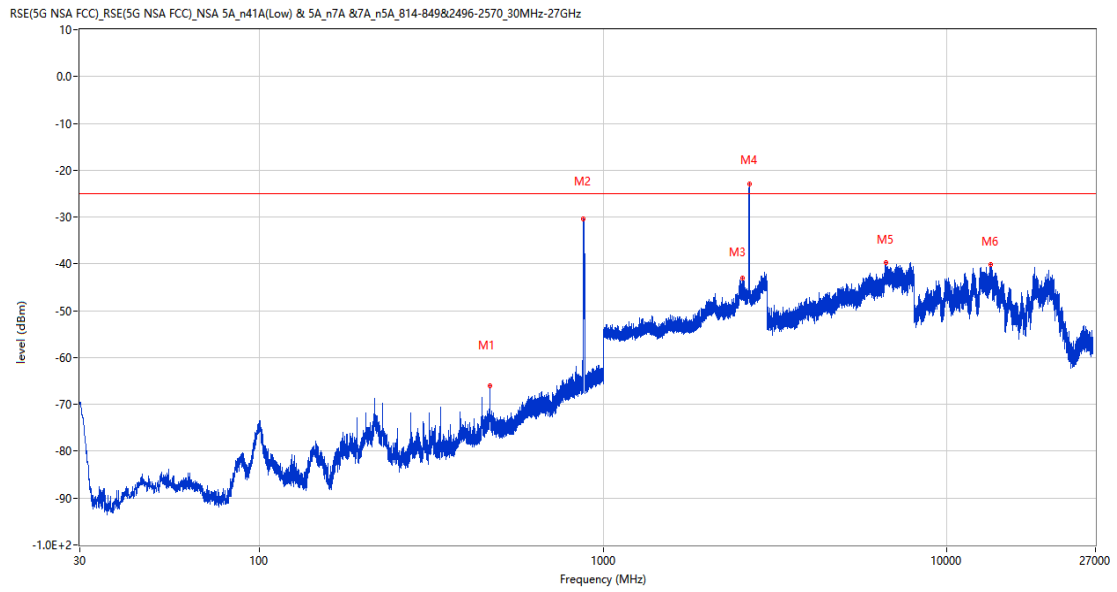
RSE-V&H DC_7A_n5A BW20(LTE)+BW5(NR)



Frequency (MHz)	Result (dBm)	Factor (dB)	PK Limit (dBm)	Over Limit (dB)	Table (o)	ANT	EUT	Verdict
835.973	-59.50	4.91	-25.0	-34.50	47.00	Vertical	Horizontal	N/A
879.962	-35.09	4.80	-25.0	-10.09	360.00	Vertical	Horizontal	N/A
1805.200	-49.80	1.36	-25.0	-24.80	126.00	Vertical	Horizontal	Pass
2660.800	-35.66	9.12	-25.0	-10.66	38.00	Vertical	Horizontal	N/A
6668.500	-39.85	14.63	-25.0	-14.85	360.00	Vertical	Horizontal	Pass
13349.287	-39.34	16.51	-25.0	-14.34	361.00	Vertical	Horizontal	Pass

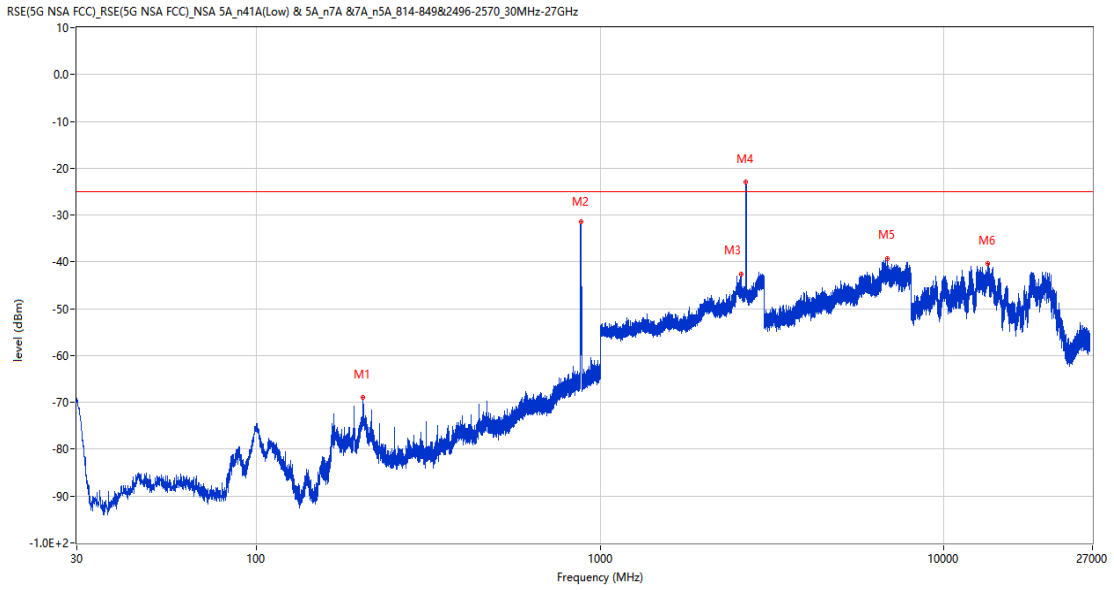
31.5 DC_7A_n5A BW20(LTE)+BW15(NR), PI/2 BPSK, Middle Chanel

RSE-H&H DC_7A_n5A BW20(LTE)+BW15(NR)



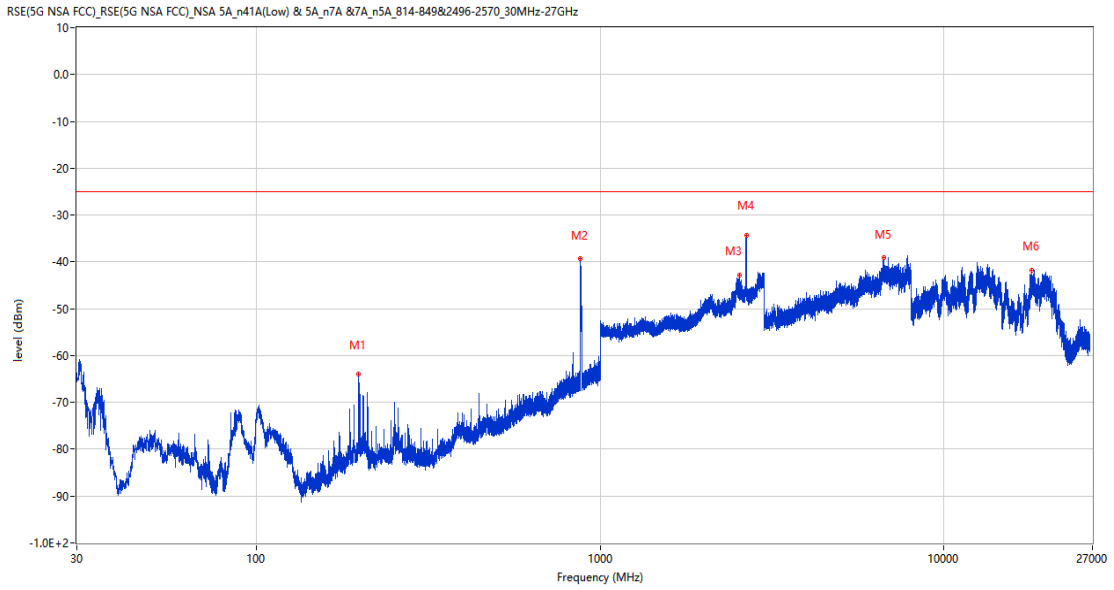
Frequency (MHz)	Result (dBm)	Factor (dB)	PK Limit (dBm)	Over Limit (dB)	Table (o)	ANT	EUT	Verdict
467.712	-65.99	-4.60	-25.0	-40.99	-2.00	Horizontal	Horizontal	Pass
875.549	-30.30	4.82	-25.0	-5.30	281.00	Horizontal	Horizontal	N/A
2536.700	-43.03	10.24	-25.0	-18.03	240.00	Horizontal	Horizontal	N/A
2656.000	-22.84	9.51	-25.0	2.16	202.00	Horizontal	Horizontal	N/A
6647.750	-39.78	15.13	-25.0	-14.78	62.00	Horizontal	Horizontal	Pass
13391.813	-40.19	16.93	-25.0	-15.19	298.00	Horizontal	Horizontal	Pass

RSE-H&V DC_7A_n5A BW20(LTE)+BW15(NR)



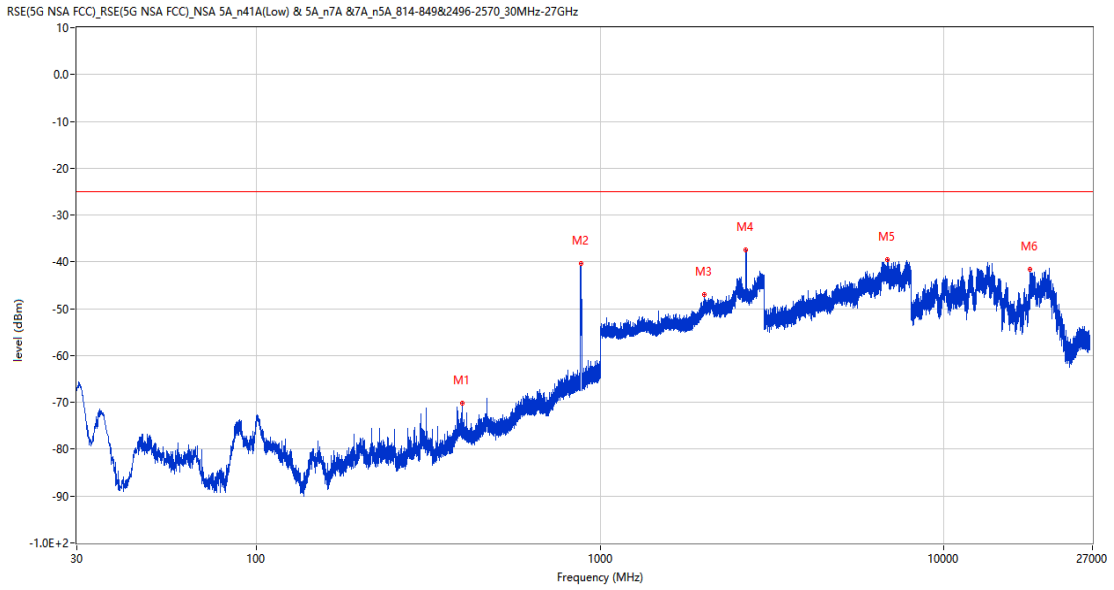
Frequency (MHz)	Result (dBm)	Factor (dB)	PK Limit (dBm)	Over Limit (dB)	Table (o)	ANT	EUT	Verdict
203.776	-69.02	-13.46	-25.0	-44.02	73.00	Horizontal	Vertical	Pass
877.392	-31.33	4.69	-25.0	-6.33	281.00	Horizontal	Vertical	N/A
2572.200	-42.62	10.48	-25.0	-17.62	51.00	Horizontal	Vertical	N/A
2650.800	-22.84	9.82	-25.0	2.16	115.00	Horizontal	Vertical	N/A
6834.750	-39.33	14.22	-25.0	-14.33	92.00	Horizontal	Vertical	Pass
13367.925	-40.28	16.71	-25.0	-15.28	298.00	Horizontal	Vertical	Pass

RSE-V&V DC_7A_n5A BW20(LTE)+BW15(NR)



Frequency (MHz)	Result (dBm)	Factor (dB)	PK Limit (dBm)	Over Limit (dB)	Table (o)	ANT	EUT	Verdict
198.295	-63.89	-13.87	-25.0	-38.89	360.00	Vertical	Vertical	Pass
875.015	-39.30	4.86	-25.0	-14.30	2.00	Vertical	Vertical	N/A
2535.400	-42.82	10.24	-25.0	-17.82	206.00	Vertical	Vertical	N/A
2656.900	-34.41	9.48	-25.0	-9.41	32.00	Vertical	Vertical	N/A
6668.750	-39.15	14.65	-25.0	-14.15	260.00	Vertical	Vertical	Pass
17932.276	-41.72	13.66	-25.0	-16.72	57.00	Vertical	Vertical	Pass

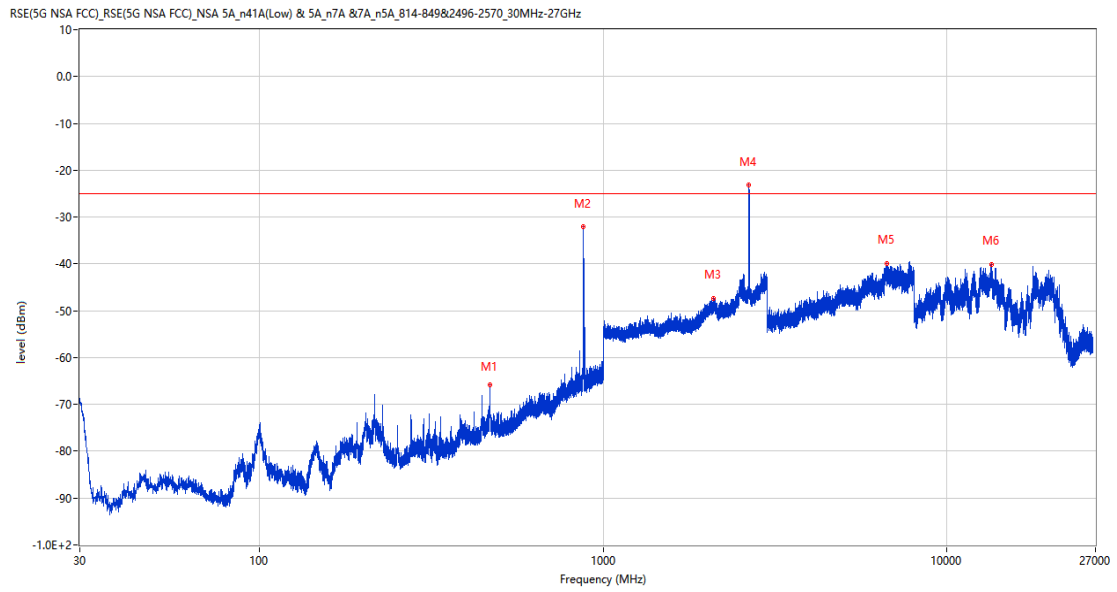
RSE-V&H DC_7A_n5A BW20(LTE)+BW15(NR)



Frequency (MHz)	Result (dBm)	Factor (dB)	PK Limit (dBm)	Over Limit (dB)	Table (o)	ANT	EUT	Verdict
395.642	-70.10	-6.46	-25.0	-45.10	191.00	Vertical	Horizontal	Pass
877.634	-40.36	4.72	-25.0	-15.36	9.00	Vertical	Horizontal	N/A
2005.200	-46.91	5.04	-25.0	-21.91	14.00	Vertical	Horizontal	Pass
2652.700	-37.40	9.81	-25.0	-12.40	221.00	Vertical	Horizontal	N/A
6855.500	-39.50	14.16	-25.0	-14.50	353.00	Vertical	Horizontal	Pass
17797.614	-41.62	13.05	-25.0	-16.62	248.00	Vertical	Horizontal	Pass

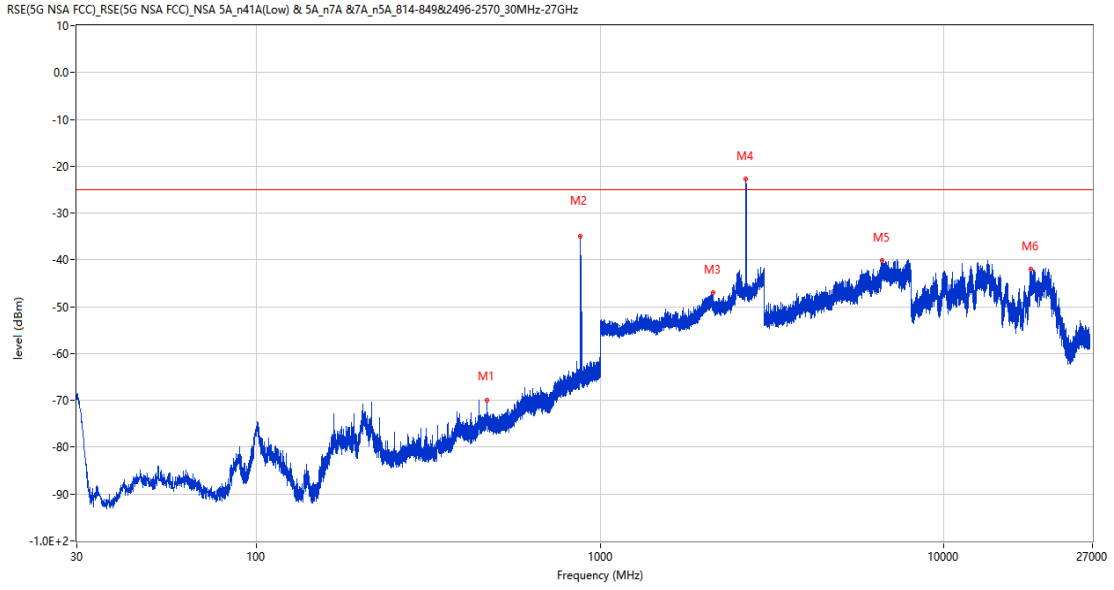
31.6 DC_7A_n5A BW20(LTE)+BW20(NR), PI/2 BPSK, Middle Channel

RSE-H&H DC_7A_n5A BW20(LTE)+BW20(NR)



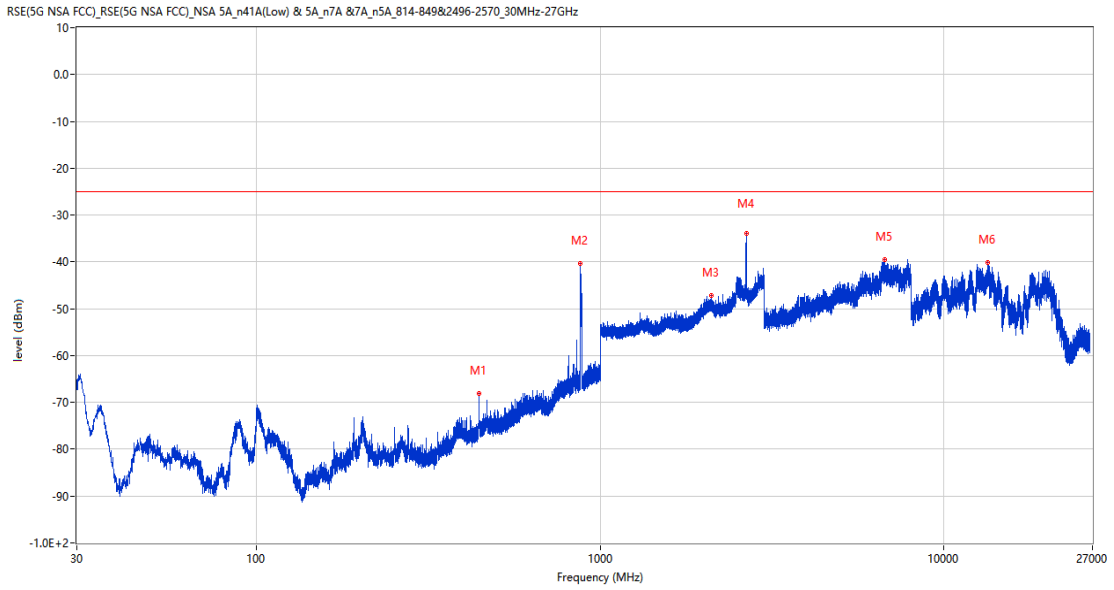
Frequency (MHz)	Result (dBm)	Factor (dB)	PK Limit (dBm)	Over Limit (dB)	Table (o)	ANT	EUT	Verdict
467.858	-65.74	-4.61	-25.0	-40.74	9.00	Horizontal	Horizontal	Pass
873.318	-32.02	4.79	-25.0	-7.02	303.00	Horizontal	Horizontal	N/A
2096.900	-47.34	5.81	-25.0	-22.34	332.00	Horizontal	Horizontal	Pass
2649.500	-23.16	9.74	-25.0	1.84	192.00	Horizontal	Horizontal	N/A
6660.500	-39.84	14.75	-25.0	-14.84	211.00	Horizontal	Horizontal	Pass
13467.412	-40.08	15.73	-25.0	-15.08	-3.00	Horizontal	Horizontal	Pass

RSE-H&V DC_7A_n5A BW20(LTE)+BW20(NR)



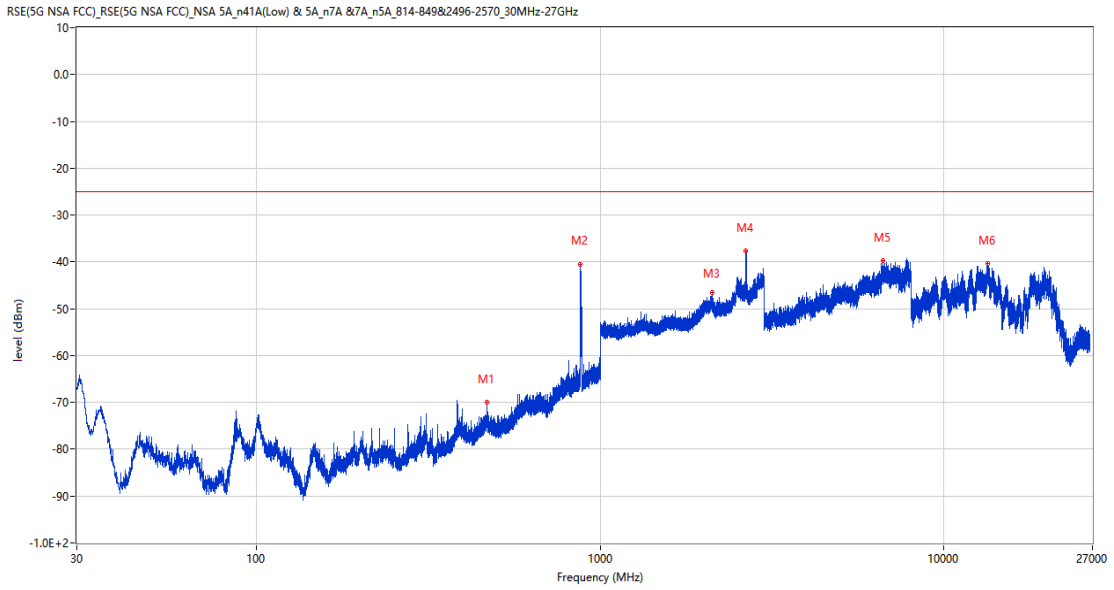
Frequency (MHz)	Result (dBm)	Factor (dB)	PK Limit (dBm)	Over Limit (dB)	Table (o)	ANT	EUT	Verdict
468.004	-69.88	-4.63	-25.0	-44.88	129.00	Horizontal	Vertical	Pass
875.889	-34.93	4.75	-25.0	-9.93	117.00	Horizontal	Vertical	N/A
2124.200	-46.90	5.53	-25.0	-21.90	2.00	Horizontal	Vertical	Pass
2650.400	-22.75	9.83	-25.0	2.25	118.00	Horizontal	Vertical	N/A
6599.500	-40.22	14.36	-25.0	-15.22	0.00	Horizontal	Vertical	Pass
17923.088	-42.05	13.44	-25.0	-17.05	99.00	Horizontal	Vertical	Pass

RSE-V&V DC_7A_n5A BW20(LTE)+BW20(NR)



Frequency (MHz)	Result (dBm)	Factor (dB)	PK Limit (dBm)	Over Limit (dB)	Table (o)	ANT	EUT	Verdict
443.899	-68.18	-6.22	-25.0	-43.18	168.00	Vertical	Vertical	Pass
875.064	-40.29	4.86	-25.0	-15.29	26.00	Vertical	Vertical	N/A
2101.400	-47.25	5.96	-25.0	-22.25	13.00	Vertical	Vertical	Pass
2661.000	-33.98	9.11	-25.0	-8.98	26.00	Vertical	Vertical	N/A
6725.000	-39.52	15.58	-25.0	-14.52	36.00	Vertical	Vertical	Pass
13394.700	-40.21	16.96	-25.0	-15.21	-2.00	Vertical	Vertical	Pass

RSE-V&H DC_7A_n5A BW20(LTE)+BW20(NR)

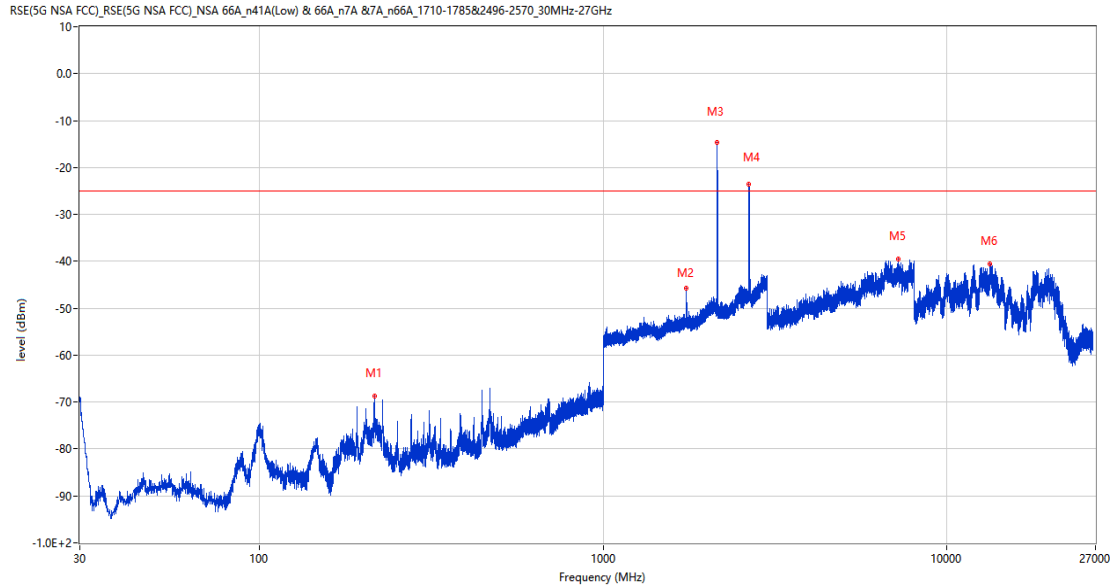


Frequency (MHz)	Result (dBm)	Factor (dB)	PK Limit (dBm)	Over Limit (dB)	Table (o)	ANT	EUT	Verdict
467.858	-69.97	-4.61	-25.0	-44.97	210.00	Vertical	Horizontal	Pass
874.045	-40.45	4.81	-25.0	-15.45	10.00	Vertical	Horizontal	N/A
2111.300	-46.53	6.07	-25.0	-21.53	316.00	Vertical	Horizontal	Pass
2649.500	-37.57	9.74	-25.0	-12.57	222.00	Vertical	Horizontal	N/A
6633.000	-39.82	14.93	-25.0	-14.82	111.00	Vertical	Horizontal	Pass
13368.713	-40.27	16.72	-25.0	-15.27	171.00	Vertical	Horizontal	Pass

32 DC_7A_n66A

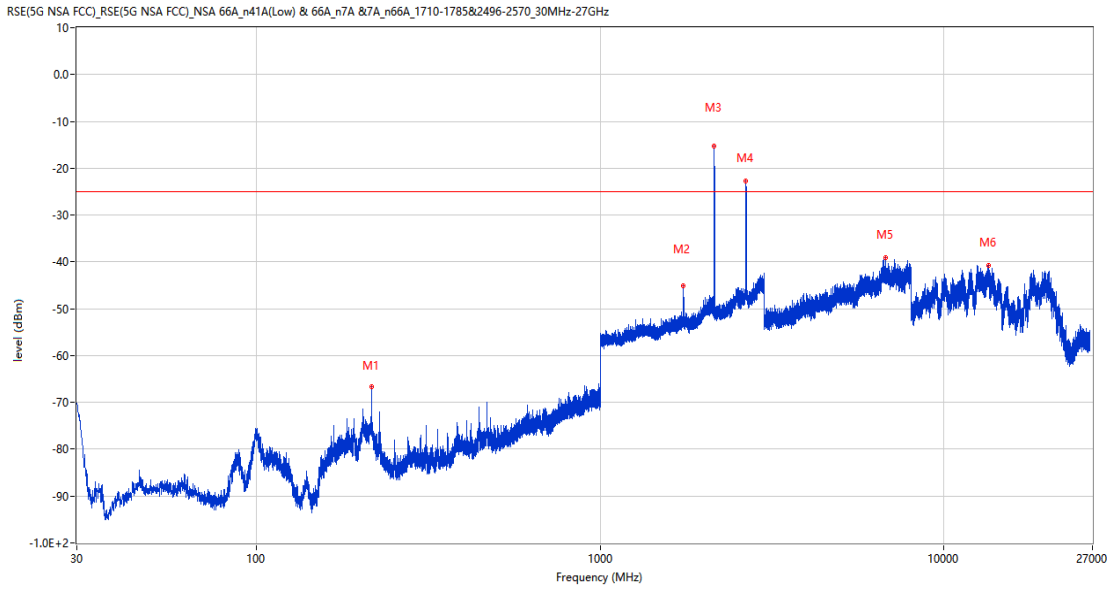
32.1 DC_7A_n66A BW20(LTE)+BW5(NR), QPSK, Middle Chanel

RSE-H&H DC_7A_n66A BW20(LTE)+BW5(NR)



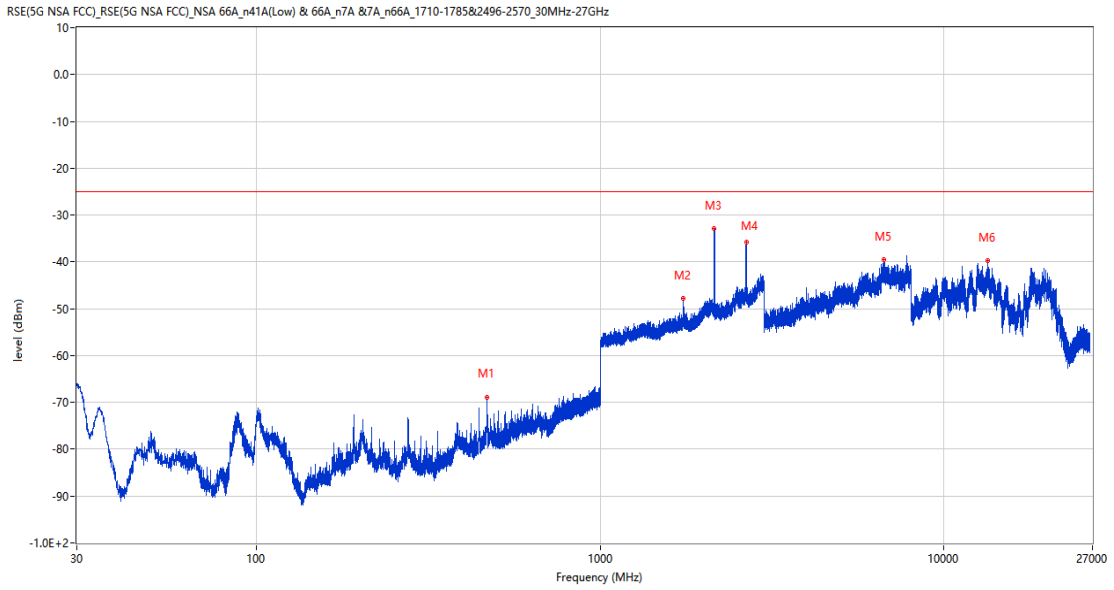
Frequency (MHz)	Result (dBm)	Factor (dB)	PK Limit (dBm)	Over Limit (dB)	Table (o)	ANT	EUT	Verdict
215.949	-68.79	-16.53	-25.0	-43.79	243.00	Horizontal	Horizontal	Pass
1745.800	-45.69	2.10	-25.0	-20.69	295.00	Horizontal	Horizontal	N/A
2144.400	-14.75	4.51	-25.0	10.25	202.00	Horizontal	Horizontal	N/A
2651.100	-23.50	9.38	-25.0	1.50	190.00	Horizontal	Horizontal	N/A
7204.250	-39.49	14.52	-25.0	-14.49	64.00	Horizontal	Horizontal	Pass
13313.325	-40.57	15.10	-25.0	-15.57	58.00	Horizontal	Horizontal	Pass

RSE-H&V DC_7A_n66A BW20(LTE)+BW5(NR)



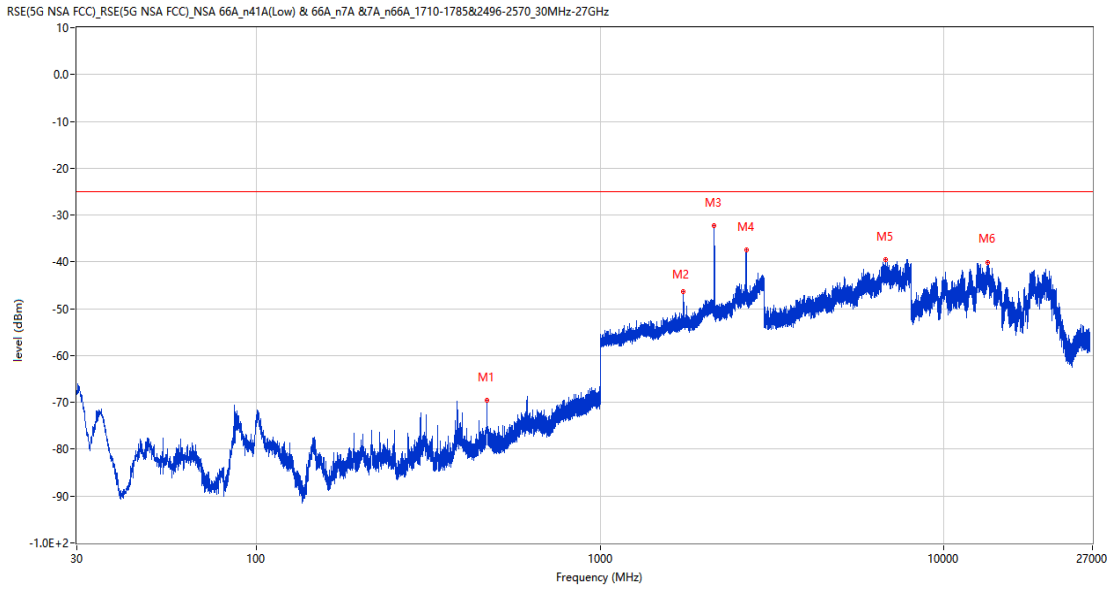
Frequency (MHz)	Result (dBm)	Factor (dB)	PK Limit (dBm)	Over Limit (dB)	Table (o)	ANT	EUT	Verdict
215.998	-66.62	-16.52	-25.0	-41.62	49.00	Horizontal	Vertical	Pass
1746.200	-45.18	2.10	-25.0	-20.18	174.00	Horizontal	Vertical	N/A
2144.200	-15.30	4.50	-25.0	9.70	204.00	Horizontal	Vertical	N/A
2647.900	-22.68	9.37	-25.0	2.32	114.00	Horizontal	Vertical	N/A
6752.500	-39.13	14.49	-25.0	-14.13	34.00	Horizontal	Vertical	Pass
13484.474	-40.79	15.54	-25.0	-15.79	233.00	Horizontal	Vertical	Pass

RSE-V&V DC_7A_n66A BW20(LTE)+BW5(NR)



Frequency (MHz)	Result (dBm)	Factor (dB)	PK Limit (dBm)	Over Limit (dB)	Table (o)	ANT	EUT	Verdict
467.906	-68.91	-8.24	-25.0	-43.91	67.00	Vertical	Vertical	Pass
1745.300	-47.78	2.10	-25.0	-22.78	328.00	Vertical	Vertical	N/A
2146.500	-32.88	4.31	-25.0	-7.88	328.00	Vertical	Vertical	N/A
2663.200	-35.74	8.78	-25.0	-10.74	20.00	Vertical	Vertical	N/A
6671.000	-39.60	14.57	-25.0	-14.60	266.00	Vertical	Vertical	Pass
13392.338	-39.78	16.94	-25.0	-14.78	225.00	Vertical	Vertical	Pass

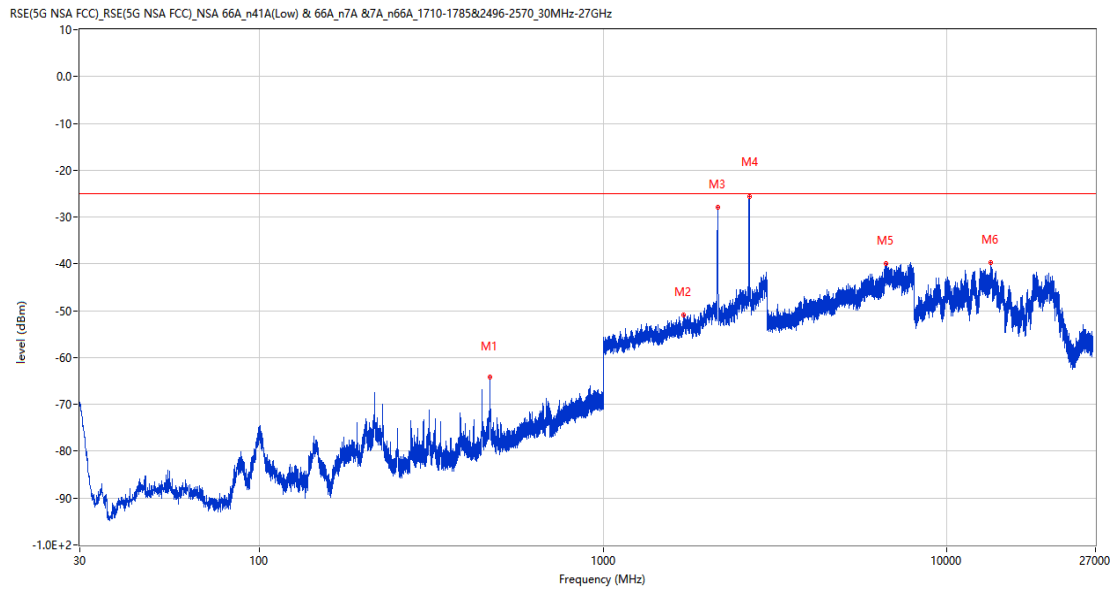
RSE-V&H DC_7A_n66A BW20(LTE)+BW5(NR)



Frequency (MHz)	Result (dBm)	Factor (dB)	PK Limit (dBm)	Over Limit (dB)	Table (o)	ANT	EUT	Verdict
468.100	-69.56	-8.26	-25.0	-44.56	209.00	Vertical	Horizontal	Pass
1746.200	-46.27	2.10	-25.0	-21.27	1.00	Vertical	Horizontal	N/A
2144.100	-32.34	4.50	-25.0	-7.34	111.00	Vertical	Horizontal	N/A
2662.000	-37.52	8.62	-25.0	-12.52	142.00	Vertical	Horizontal	N/A
6745.500	-39.57	14.82	-25.0	-14.57	48.00	Vertical	Horizontal	Pass
13384.988	-40.08	16.87	-25.0	-15.08	60.00	Vertical	Horizontal	Pass

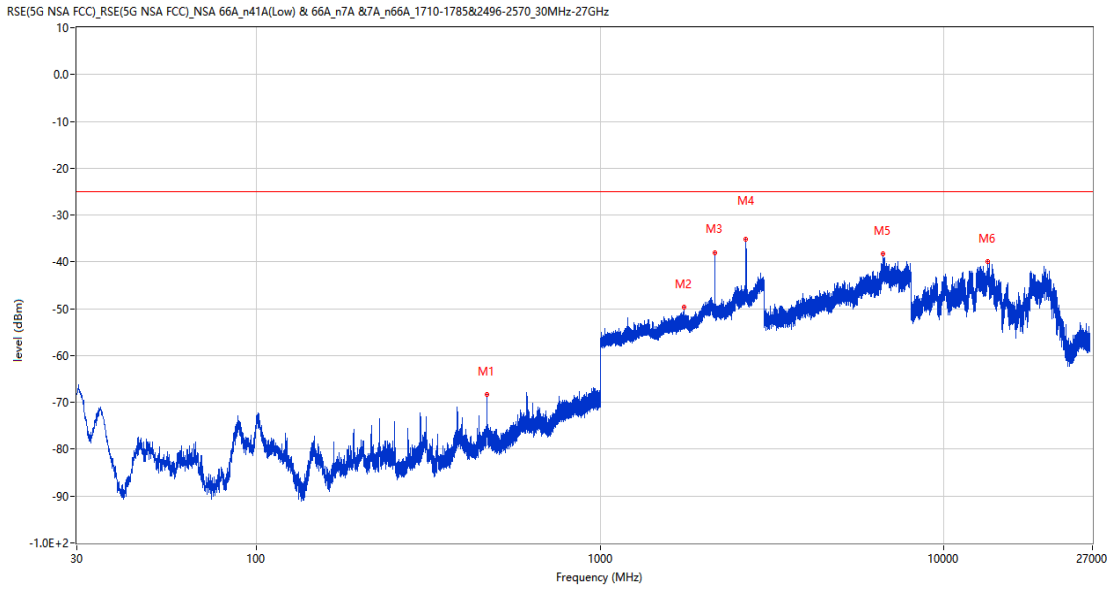
32.2 DC_7A_n66A BW20(LTE)+BW20(NR), QPSK, Middle Chanel

RSE-H&H DC_7A_n66A BW20(LTE)+BW20(NR)



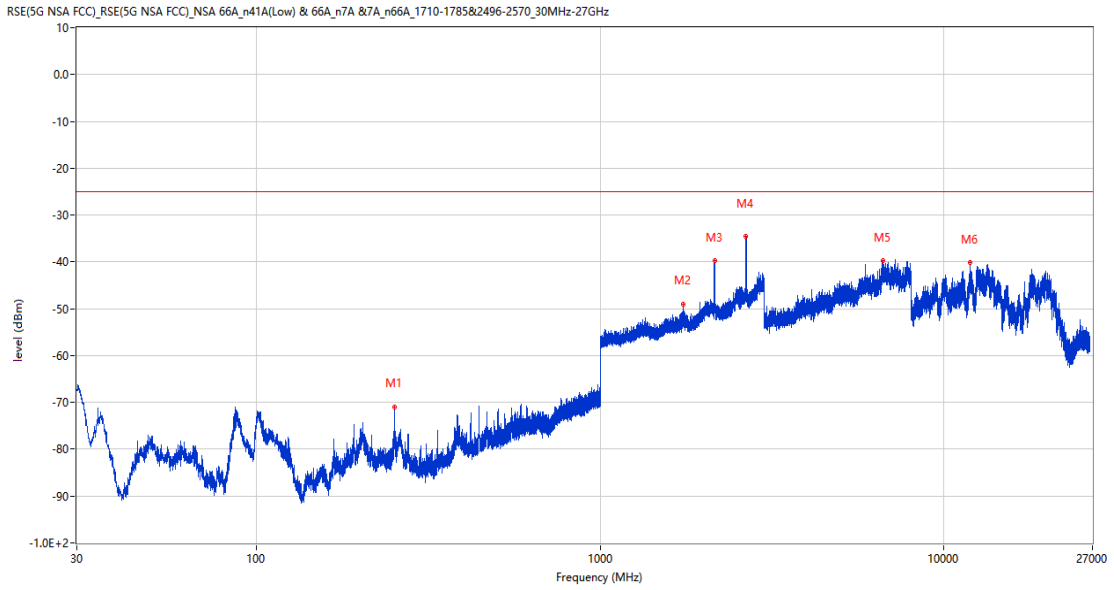
Frequency (MHz)	Result (dBm)	Factor (dB)	PK Limit (dBm)	Over Limit (dB)	Table (o)	ANT	EUT	Verdict
467.616	-64.26	-8.20	-25.0	-39.26	144.00	Horizontal	Horizontal	Pass
1711.700	-50.87	1.88	-25.0	-25.87	44.00	Horizontal	Horizontal	Pass
2147.400	-27.85	4.16	-25.0	-2.85	215.00	Horizontal	Horizontal	N/A
2659.600	-25.55	8.65	-25.0	-0.55	196.00	Horizontal	Horizontal	N/A
6633.000	-39.98	14.93	-25.0	-14.98	343.00	Horizontal	Horizontal	Pass
13386.563	-39.67	16.88	-25.0	-14.67	345.00	Horizontal	Horizontal	Pass

RSE-H&V DC_7A_n66A BW20(LTE)+BW20(NR)



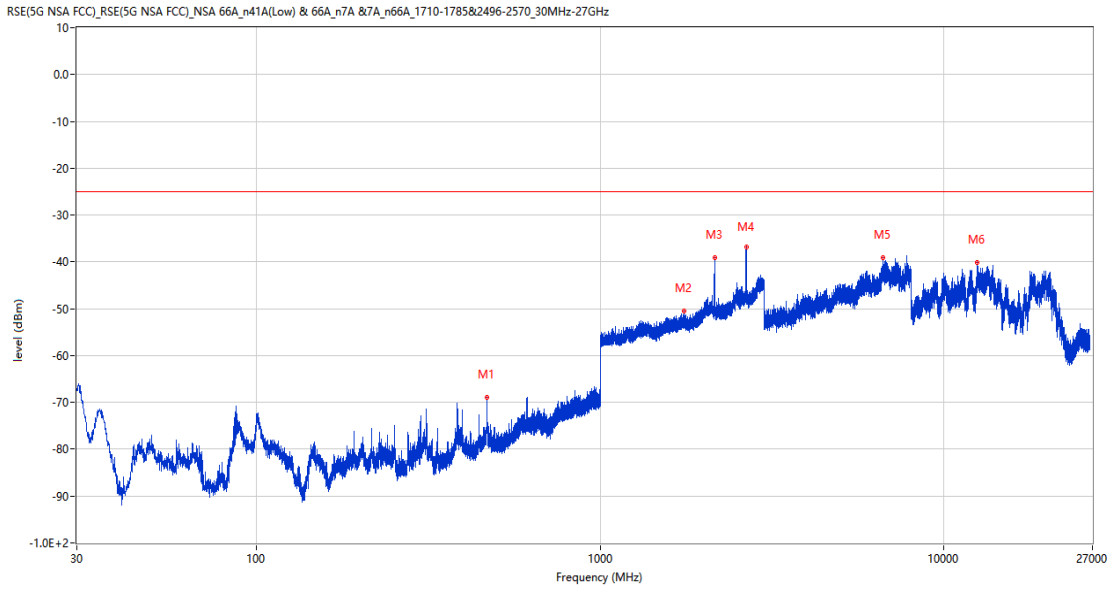
Frequency (MHz)	Result (dBm)	Factor (dB)	PK Limit (dBm)	Over Limit (dB)	Table (o)	ANT	EUT	Verdict
467.858	-68.28	-8.23	-25.0	-43.28	202.00	Horizontal	Vertical	Pass
1754.200	-49.71	2.11	-25.0	-24.71	186.00	Horizontal	Vertical	N/A
2153.700	-37.96	3.94	-25.0	-12.96	124.00	Horizontal	Vertical	N/A
2649.900	-35.22	9.44	-25.0	-10.22	211.00	Horizontal	Vertical	N/A
6644.000	-38.25	15.12	-25.0	-13.25	0.00	Horizontal	Vertical	Pass
13410.187	-40.00	16.79	-25.0	-15.00	177.00	Horizontal	Vertical	Pass

RSE-V&V DC_7A_n66A BW20(LTE)+BW20(NR)



Frequency (MHz)	Result (dBm)	Factor (dB)	PK Limit (dBm)	Over Limit (dB)	Table (o)	ANT	EUT	Verdict
251.888	-71.06	-15.63	-25.0	-46.06	123.00	Vertical	Vertical	Pass
1738.400	-49.04	2.05	-25.0	-24.04	343.00	Vertical	Vertical	N/A
2150.500	-39.79	4.02	-25.0	-14.79	336.00	Vertical	Vertical	N/A
2652.600	-34.57	9.23	-25.0	-9.57	215.00	Vertical	Vertical	N/A
6650.750	-39.75	15.09	-25.0	-14.75	299.00	Vertical	Vertical	Pass
11930.625	-40.17	13.98	-25.0	-15.17	136.00	Vertical	Vertical	Pass

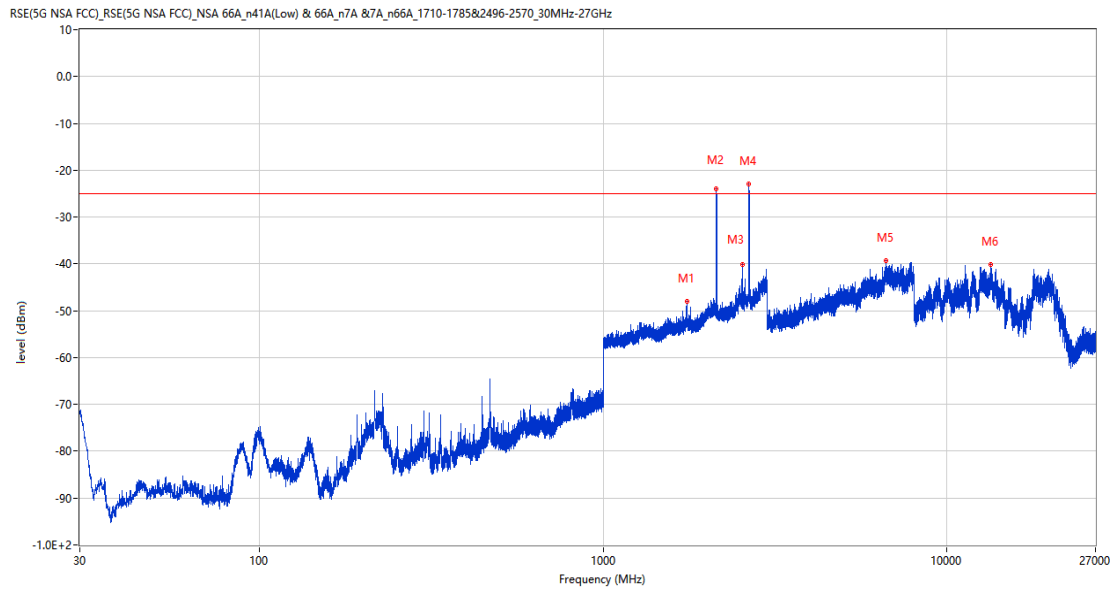
RSE-V&H DC_7A_n66A BW20(LTE)+BW20(NR)



Frequency (MHz)	Result (dBm)	Factor (dB)	PK Limit (dBm)	Over Limit (dB)	Table (o)	ANT	EUT	Verdict
467.616	-69.00	-8.20	-25.0	-44.00	216.00	Vertical	Horizontal	Pass
1751.400	-50.57	2.12	-25.0	-25.57	-1.00	Vertical	Horizontal	Pass
2157.000	-39.17	3.90	-25.0	-14.17	110.00	Vertical	Horizontal	N/A
2662.600	-36.87	8.69	-25.0	-11.87	146.00	Vertical	Horizontal	N/A
6653.250	-39.09	15.01	-25.0	-14.09	108.00	Vertical	Horizontal	Pass
12502.287	-40.06	14.68	-25.0	-15.06	76.00	Vertical	Horizontal	Pass

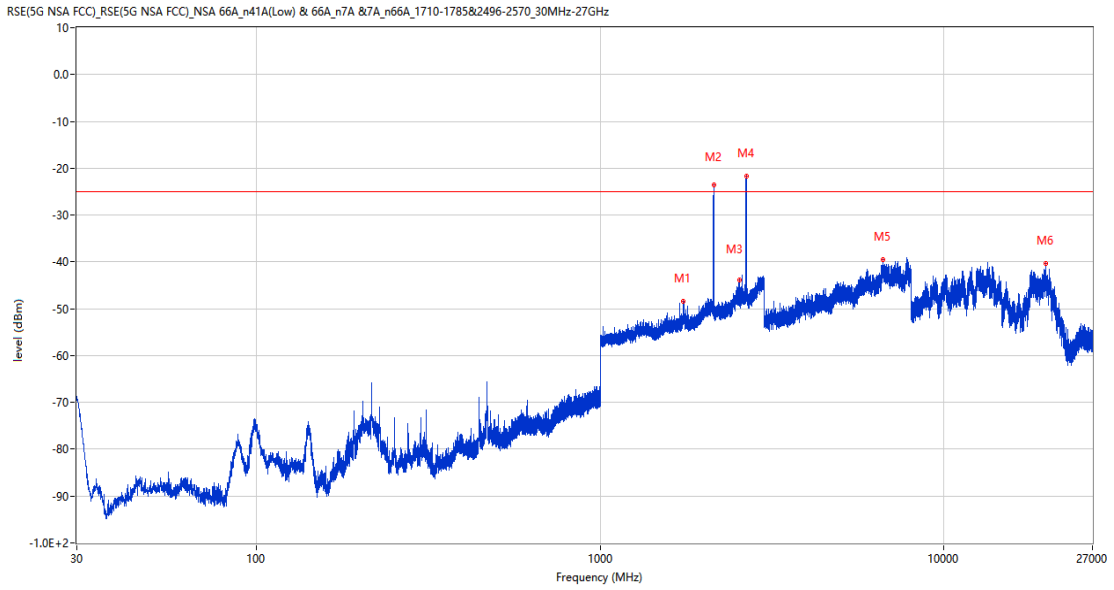
32.3 DC_7A_n66A BW20(LTE)+BW30(NR), QPSK, Middle Chanel

RSE-H&H DC_7A_n66A BW20(LTE)+BW30(NR)



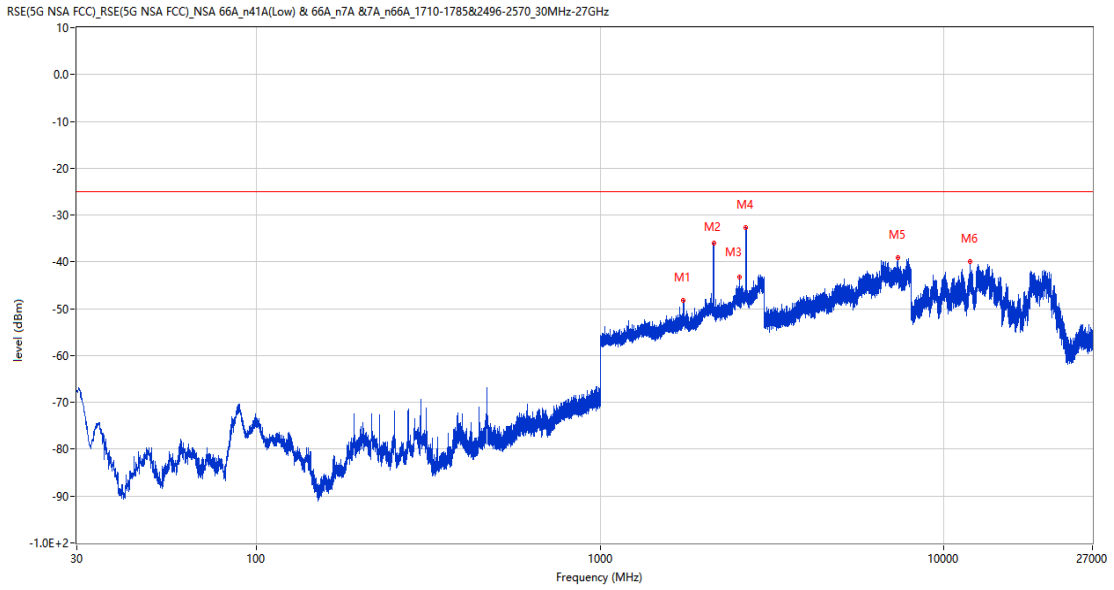
Frequency (MHz)	Result (dBm)	Factor (dB)	PK Limit (dBm)	Over Limit (dB)	Table (o)	ANT	EUT	Verdict
1747.200	-47.96	2.11	-25.0	-22.96	117.00	Horizontal	Horizontal	N/A
2132.500	-23.99	4.71	-25.0	1.01	204.00	Horizontal	Horizontal	N/A
2543.900	-40.11	8.26	-25.0	-15.11	346.00	Horizontal	Horizontal	N/A
2653.400	-22.88	9.13	-25.0	2.12	216.00	Horizontal	Horizontal	N/A
6622.250	-39.32	14.71	-25.0	-14.32	0.00	Horizontal	Horizontal	Pass
13396.013	-40.17	16.97	-25.0	-15.17	-2.00	Horizontal	Horizontal	Pass

RSE-H&V DC_7A_n66A BW20(LTE)+BW30(NR)



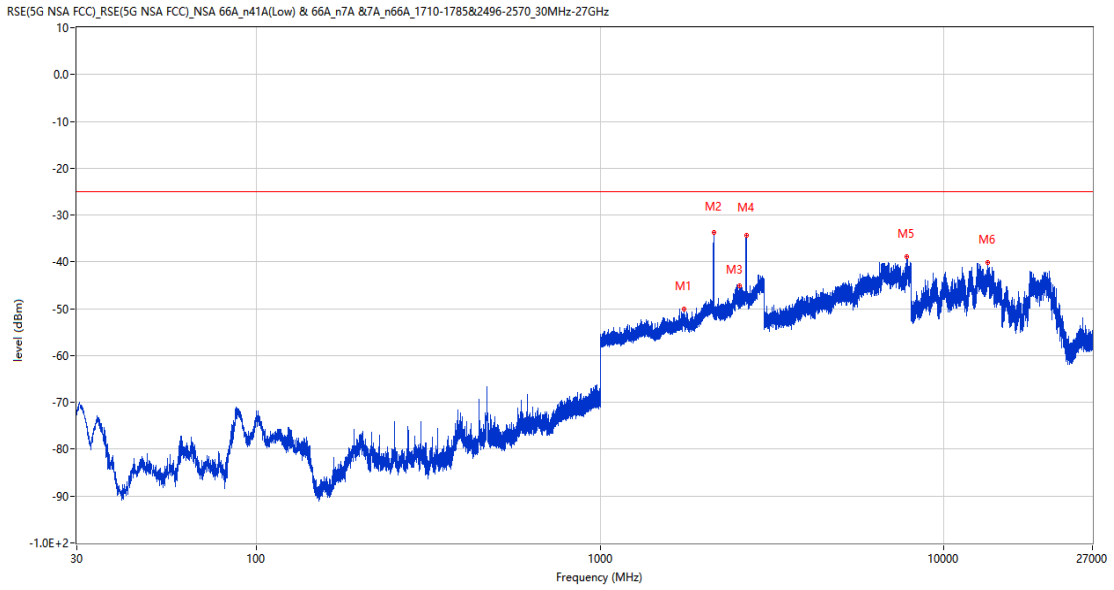
Frequency (MHz)	Result (dBm)	Factor (dB)	PK Limit (dBm)	Over Limit (dB)	Table (o)	ANT	EUT	Verdict
1746.700	-48.51	2.11	-25.0	-23.51	184.00	Horizontal	Vertical	N/A
2136.700	-23.51	4.53	-25.0	1.49	203.00	Horizontal	Vertical	N/A
2535.700	-43.90	8.31	-25.0	-18.90	105.00	Horizontal	Vertical	N/A
2663.300	-21.63	8.77	-25.0	3.37	105.00	Horizontal	Vertical	N/A
6635.500	-39.59	14.91	-25.0	-14.59	48.00	Horizontal	Vertical	Pass
19734.301	-40.44	12.94	-25.0	-15.44	277.00	Horizontal	Vertical	Pass

RSE-V&V DC_7A_n66A BW20(LTE)+BW30(NR)



Frequency (MHz)	Result (dBm)	Factor (dB)	PK Limit (dBm)	Over Limit (dB)	Table (o)	ANT	EUT	Verdict
1746.400	-48.31	2.11	-25.0	-23.31	-1.00	Vertical	Vertical	N/A
2135.900	-35.89	4.57	-25.0	-10.89	354.00	Vertical	Vertical	N/A
2543.500	-43.19	8.26	-25.0	-18.19	297.00	Vertical	Vertical	N/A
2649.500	-32.73	9.41	-25.0	-7.73	14.00	Vertical	Vertical	N/A
7358.500	-39.18	14.75	-25.0	-14.18	11.00	Vertical	Vertical	Pass
11926.350	-40.00	13.98	-25.0	-15.00	73.00	Vertical	Vertical	Pass

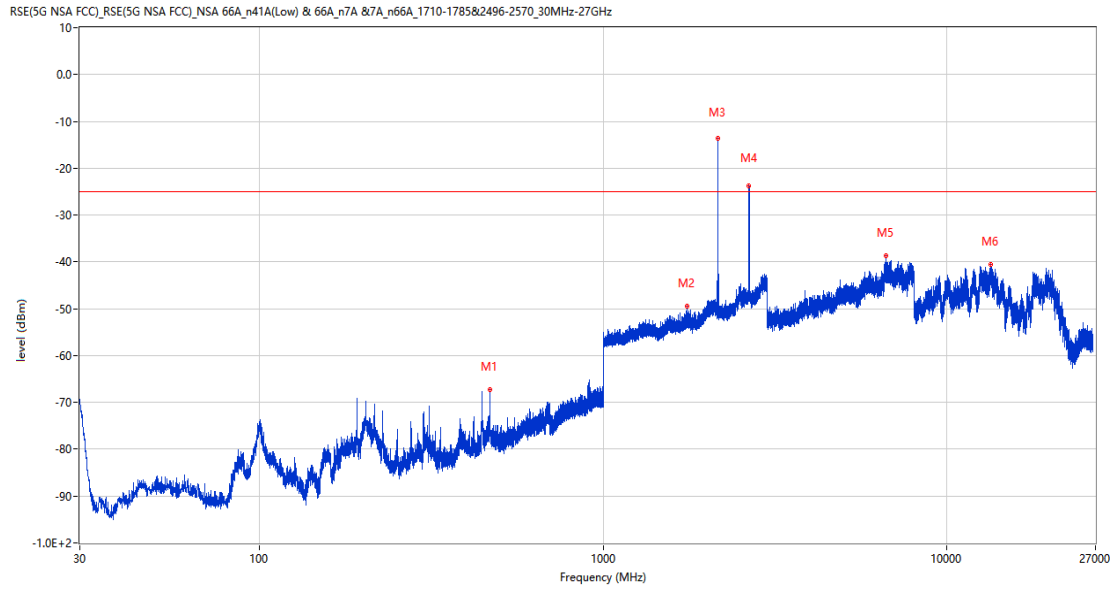
RSE-V&H DC_7A_n66A BW20(LTE)+BW30(NR)



Frequency (MHz)	Result (dBm)	Factor (dB)	PK Limit (dBm)	Over Limit (dB)	Table (o)	ANT	EUT	Verdict
1752.900	-50.10	2.12	-25.0	-25.10	271.00	Vertical	Horizontal	N/A
2134.700	-33.62	4.65	-25.0	-8.62	167.00	Vertical	Horizontal	N/A
2533.700	-45.09	8.33	-25.0	-20.09	295.00	Vertical	Horizontal	N/A
2656.000	-34.40	8.93	-25.0	-9.40	95.00	Vertical	Horizontal	N/A
7803.250	-38.89	15.98	-25.0	-13.89	107.00	Vertical	Horizontal	Pass
13394.437	-40.20	16.96	-25.0	-15.20	83.00	Vertical	Horizontal	Pass

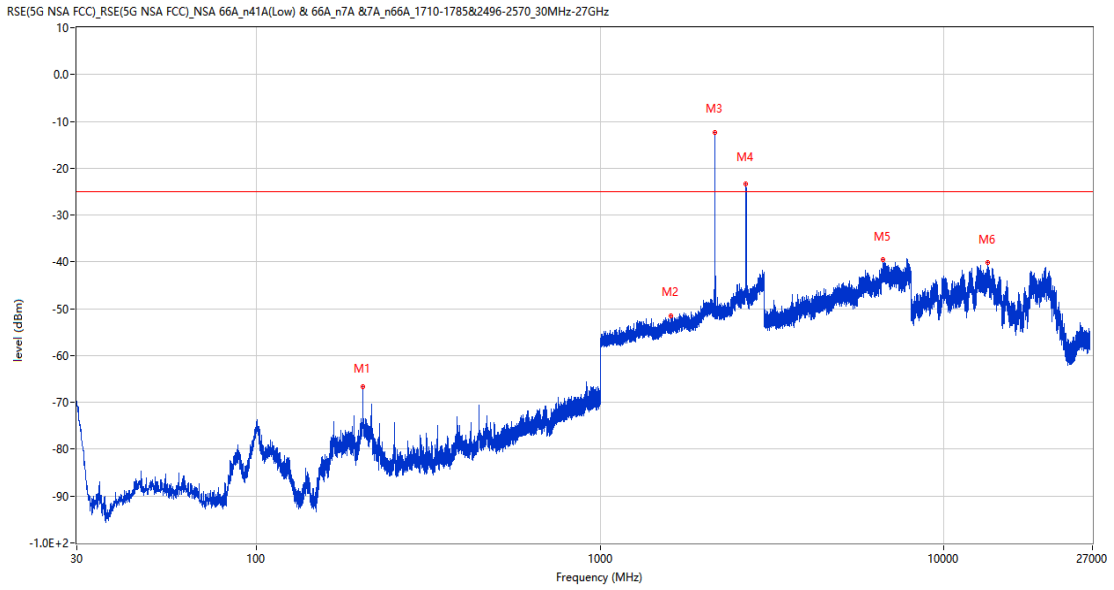
32.4 DC_7A_n66A BW20(LTE)+BW5(NR), PI/2 BPSK, Middle Chanel

RSE-H&H DC_7A_n66A BW20(LTE)+BW5(NR)



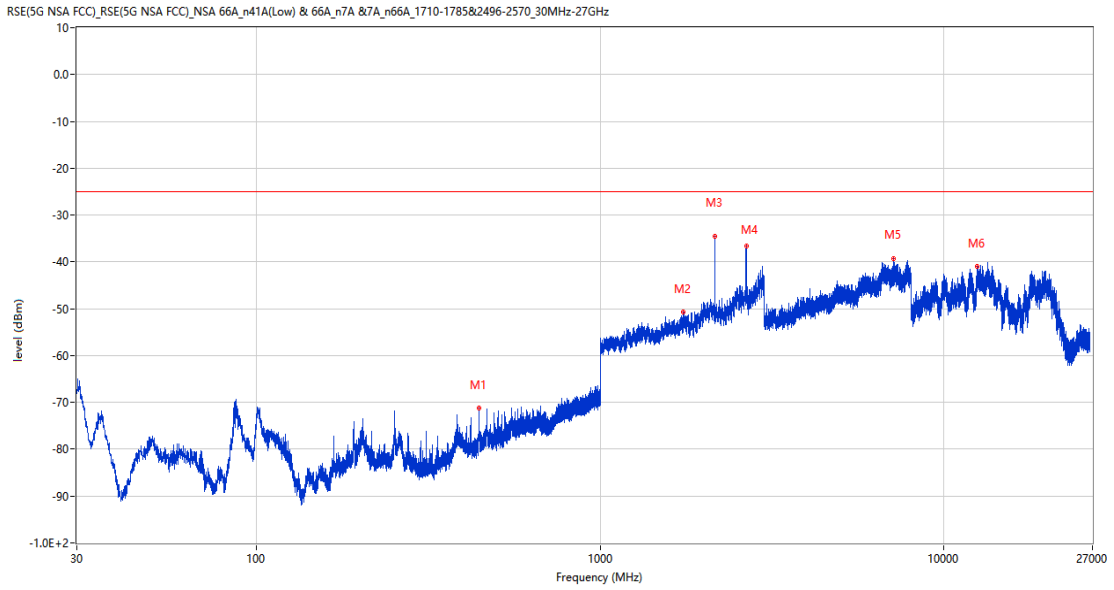
Frequency (MHz)	Result (dBm)	Factor (dB)	PK Limit (dBm)	Over Limit (dB)	Table (o)	ANT	EUT	Verdict
467.567	-67.34	-8.21	-25.0	-42.34	103.00	Horizontal	Horizontal	Pass
1754.500	-49.48	2.11	-25.0	-24.48	92.00	Horizontal	Horizontal	Pass
2154.200	-13.61	3.93	-25.0	11.39	207.00	Horizontal	Horizontal	N/A
2647.500	-23.82	9.32	-25.0	1.18	195.00	Horizontal	Horizontal	N/A
6645.250	-38.60	15.15	-25.0	-13.60	223.00	Horizontal	Horizontal	Pass
13383.151	-40.59	16.85	-25.0	-15.59	253.00	Horizontal	Horizontal	Pass

RSE-H&V DC_7A_n66A BW20(LTE)+BW5(NR)



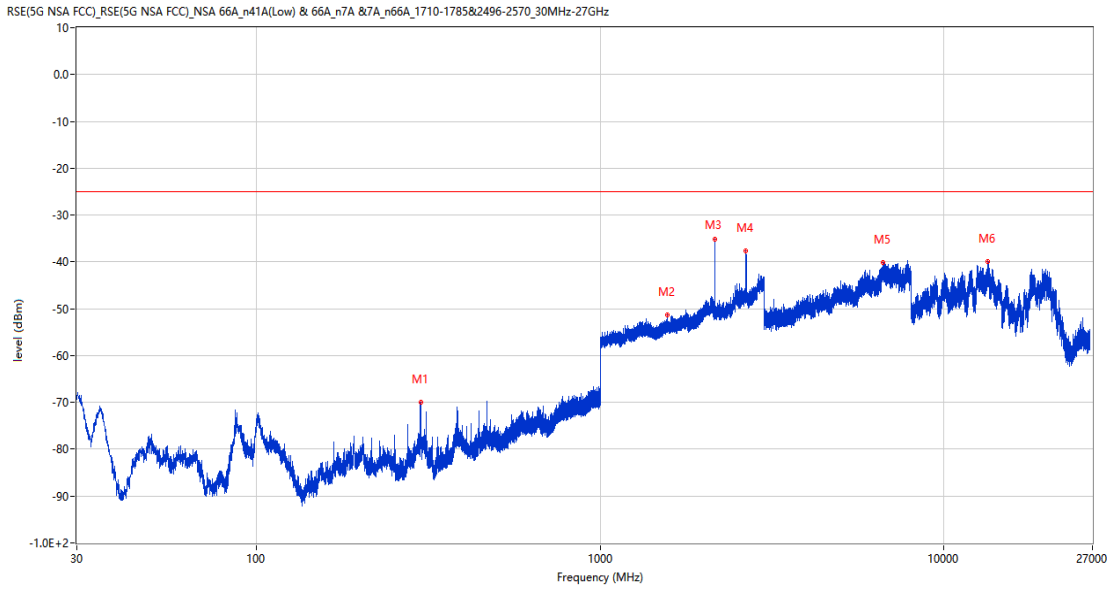
Frequency (MHz)	Result (dBm)	Factor (dB)	PK Limit (dBm)	Over Limit (dB)	Table (o)	ANT	EUT	Verdict
203.872	-66.64	-15.50	-25.0	-41.64	79.00	Horizontal	Vertical	Pass
1605.800	-51.51	0.98	-25.0	-26.51	229.00	Horizontal	Vertical	Pass
2154.700	-12.28	3.91	-25.0	12.72	131.00	Horizontal	Vertical	N/A
2652.400	-23.39	9.28	-25.0	1.61	223.00	Horizontal	Vertical	N/A
6646.000	-39.45	15.23	-25.0	-14.45	210.00	Horizontal	Vertical	Pass
13403.099	-40.23	16.94	-25.0	-15.23	361.00	Horizontal	Vertical	Pass

RSE-V&V DC_7A_n66A BW20(LTE)+BW5(NR)



Frequency (MHz)	Result (dBm)	Factor (dB)	PK Limit (dBm)	Over Limit (dB)	Table (o)	ANT	EUT	Verdict
443.705	-71.29	-9.56	-25.0	-46.29	136.00	Vertical	Vertical	Pass
1745.900	-50.78	2.10	-25.0	-25.78	63.00	Vertical	Vertical	Pass
2154.100	-34.63	3.93	-25.0	-9.63	341.00	Vertical	Vertical	N/A
2663.000	-36.66	8.76	-25.0	-11.66	32.00	Vertical	Vertical	N/A
7139.250	-39.34	13.86	-25.0	-14.34	332.00	Vertical	Vertical	Pass
12508.463	-40.99	14.58	-25.0	-15.99	176.00	Vertical	Vertical	Pass

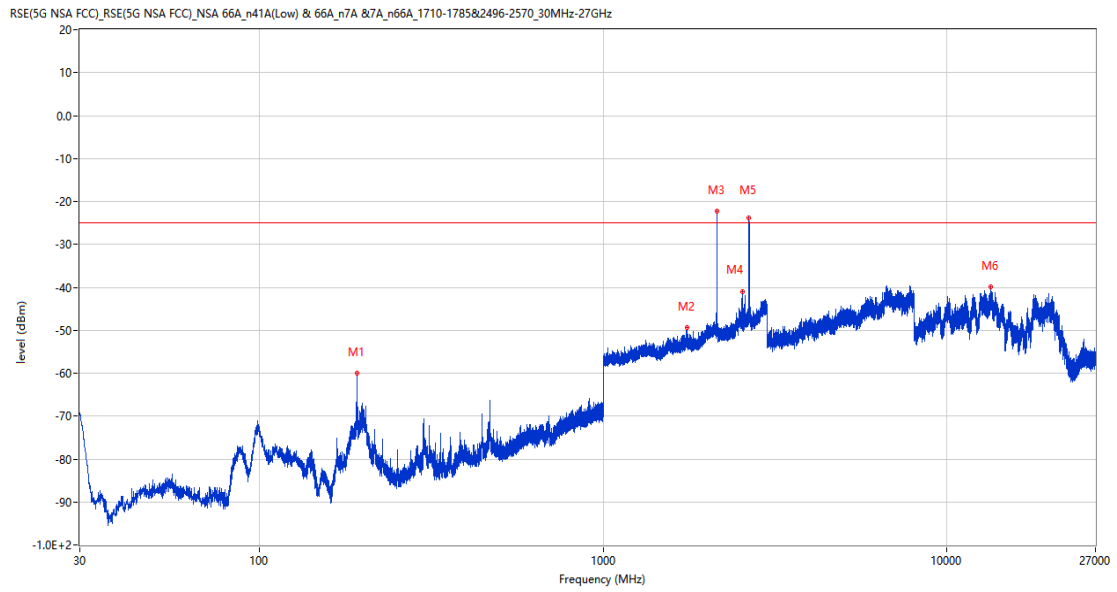
RSE-V&H DC_7A_n66A BW20(LTE)+BW5(NR)



Frequency (MHz)	Result (dBm)	Factor (dB)	PK Limit (dBm)	Over Limit (dB)	Table (o)	ANT	EUT	Verdict
299.951	-69.90	-14.56	-25.0	-44.90	276.00	Vertical	Horizontal	Pass
1564.900	-51.33	1.02	-25.0	-26.33	354.00	Vertical	Horizontal	Pass
2156.500	-35.09	3.87	-25.0	-10.09	342.00	Vertical	Horizontal	N/A
2648.000	-37.62	9.35	-25.0	-12.62	201.00	Vertical	Horizontal	N/A
6637.500	-40.23	15.03	-25.0	-15.23	18.00	Vertical	Horizontal	Pass
13401.787	-39.98	16.97	-25.0	-14.98	23.00	Vertical	Horizontal	Pass

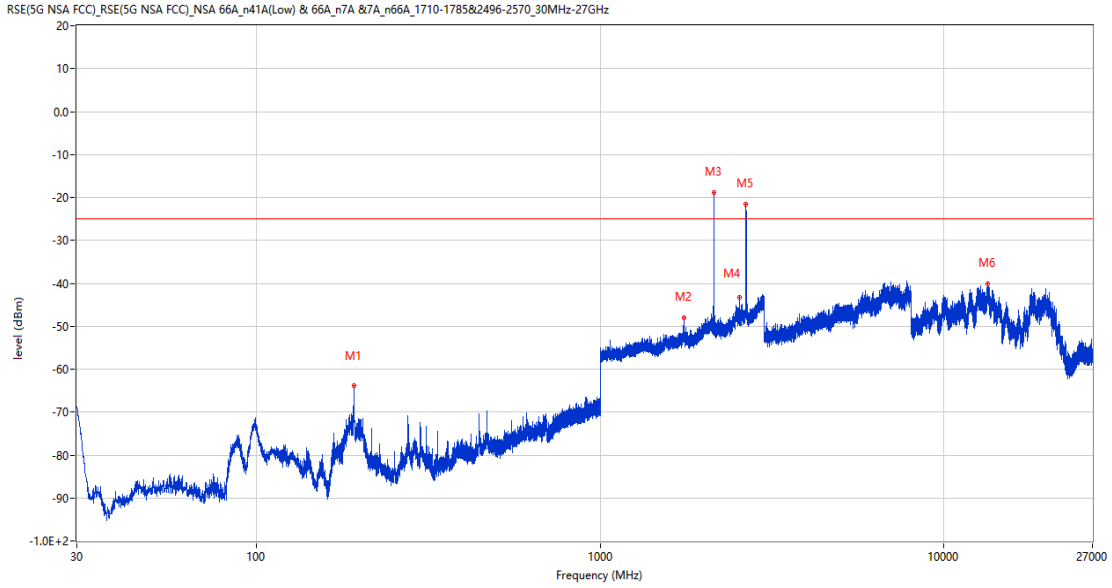
32.5 DC_7A_n66A BW20(LTE)+BW20(NR), PI/2 BPSK, Middle Chanel

RSE-H&H DC_7A_n66A BW20(LTE)+BW20(NR)



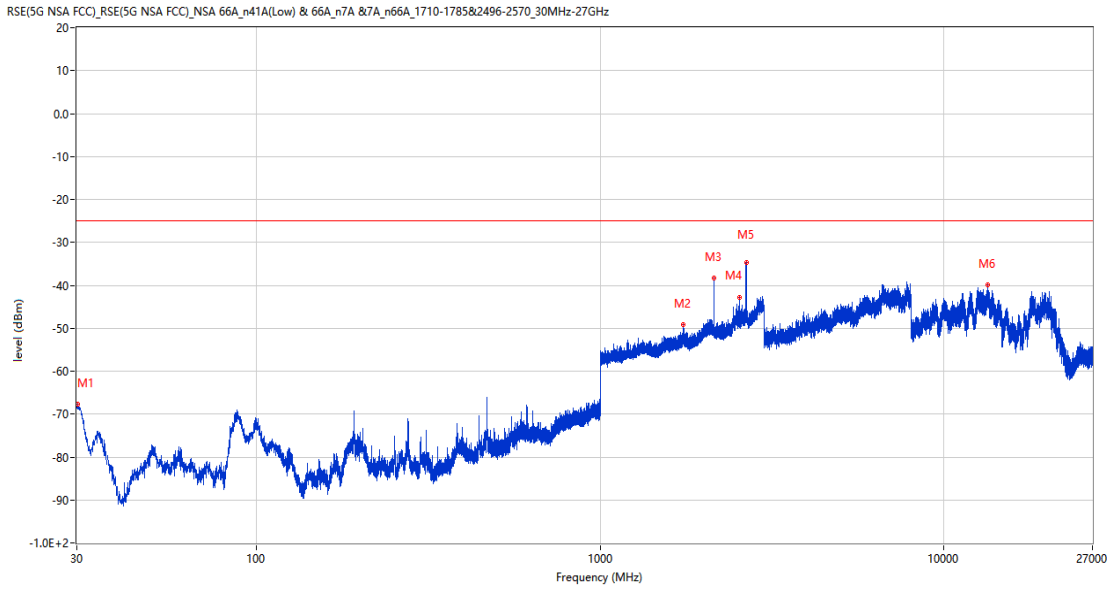
Frequency (MHz)	Result (dBm)	Factor (dB)	PK Limit (dBm)	Over Limit (dB)	Table (o)	ANT	EUT	Verdict
191.893	-60.06	-16.20	-25.0	-35.06	105.00	Horizontal	Horizontal	Pass
1747.600	-49.32	2.11	-25.0	-24.32	149.00	Horizontal	Horizontal	N/A
2140.200	-22.20	4.39	-25.0	2.80	212.00	Horizontal	Horizontal	N/A
2538.200	-41.12	8.30	-25.0	-16.12	176.00	Horizontal	Horizontal	N/A
2651.800	-23.77	9.35	-25.0	1.23	194.00	Horizontal	Horizontal	N/A
13388.925	-39.97	16.91	-25.0	-14.97	214.00	Horizontal	Horizontal	Pass

RSE-H&V DC_7A_n66A BW20(LTE)+BW20(NR)



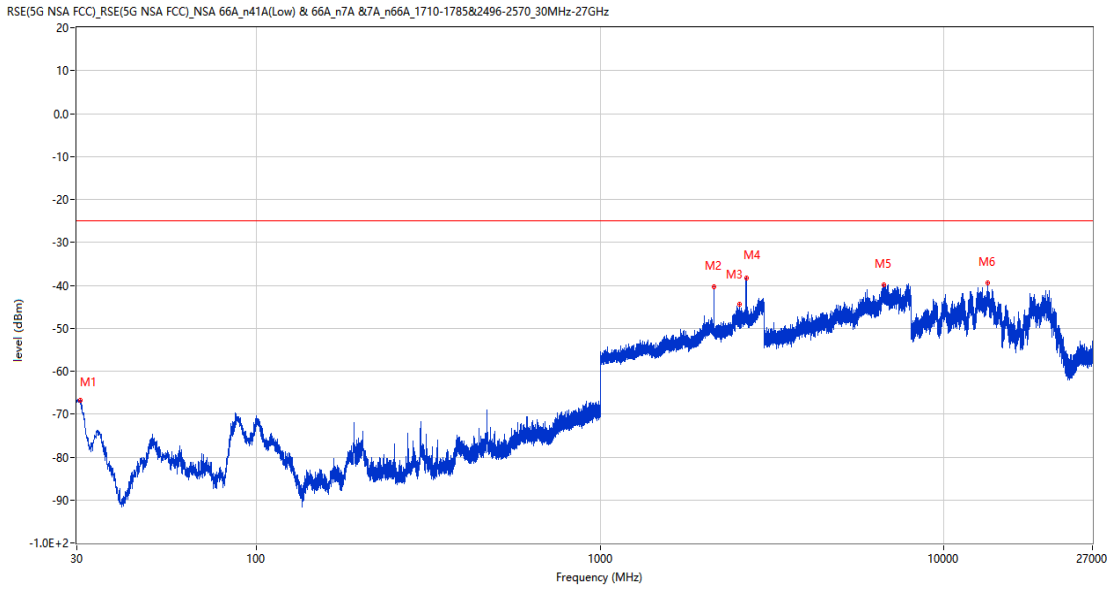
Frequency (MHz)	Result (dBm)	Factor (dB)	PK Limit (dBm)	Over Limit (dB)	Table (o)	ANT	EUT	Verdict
191.942	-63.83	-16.18	-25.0	-38.83	85.00	Horizontal	Vertical	Pass
1747.900	-47.97	2.12	-25.0	-22.97	345.00	Horizontal	Vertical	N/A
2137.400	-18.98	4.53	-25.0	6.02	119.00	Horizontal	Vertical	N/A
2537.800	-43.20	8.30	-25.0	-18.20	136.00	Horizontal	Vertical	N/A
2647.900	-21.59	9.37	-25.0	3.41	136.00	Horizontal	Vertical	N/A
13391.549	-40.12	16.93	-25.0	-15.12	163.00	Horizontal	Vertical	Pass

RSE-V&V DC_7A_n66A BW20(LTE)+BW20(NR)



Frequency (MHz)	Result (dBm)	Factor (dB)	PK Limit (dBm)	Over Limit (dB)	Table (o)	ANT	EUT	Verdict
30.242	-67.74	-23.76	-25.0	-42.74	74.00	Vertical	Vertical	Pass
1742.200	-49.11	2.08	-25.0	-24.11	62.00	Vertical	Vertical	N/A
2139.500	-38.22	4.47	-25.0	-13.22	132.00	Vertical	Vertical	N/A
2536.100	-42.78	8.31	-25.0	-17.78	271.00	Vertical	Vertical	N/A
2661.400	-34.63	8.61	-25.0	-9.63	254.00	Vertical	Vertical	N/A
13408.612	-39.81	16.82	-25.0	-14.81	35.00	Vertical	Vertical	Pass

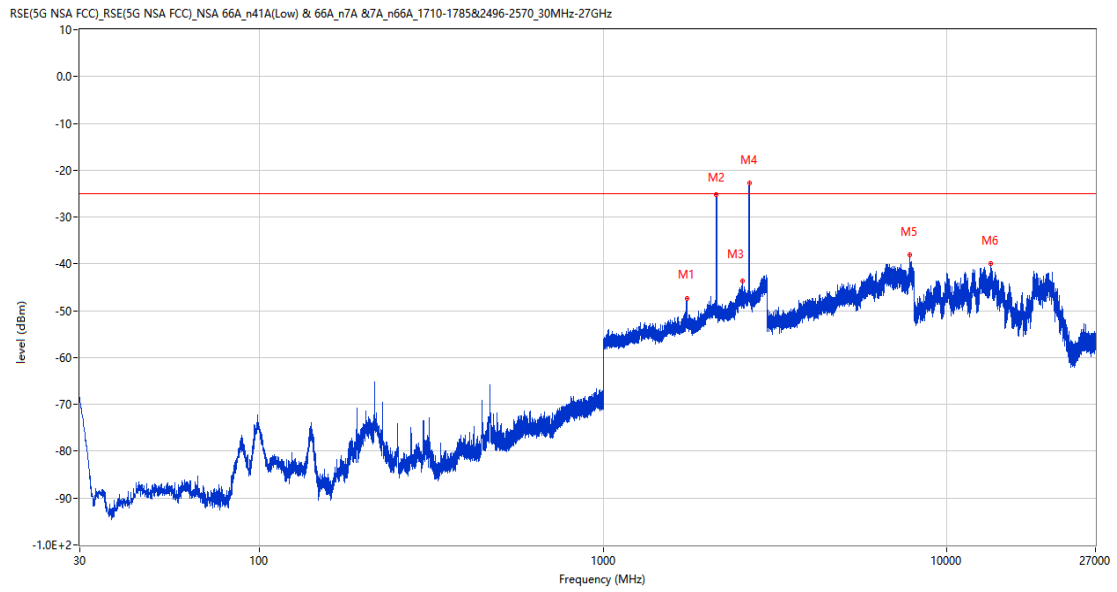
RSE-V&H DC_7A_n66A BW20(LTE)+BW20(NR)



Frequency (MHz)	Result (dBm)	Factor (dB)	PK Limit (dBm)	Over Limit (dB)	Table (o)	ANT	EUT	Verdict
30.679	-66.67	-24.12	-25.0	-41.67	155.00	Vertical	Horizontal	Pass
2138.800	-40.45	4.42	-25.0	-15.45	89.00	Vertical	Horizontal	N/A
2537.100	-44.34	8.30	-25.0	-19.34	362.00	Vertical	Horizontal	N/A
2663.100	-38.21	8.78	-25.0	-13.21	249.00	Vertical	Horizontal	N/A
6679.000	-39.92	14.59	-25.0	-14.92	163.00	Vertical	Horizontal	Pass
13409.662	-39.53	16.80	-25.0	-14.53	-2.00	Vertical	Horizontal	Pass

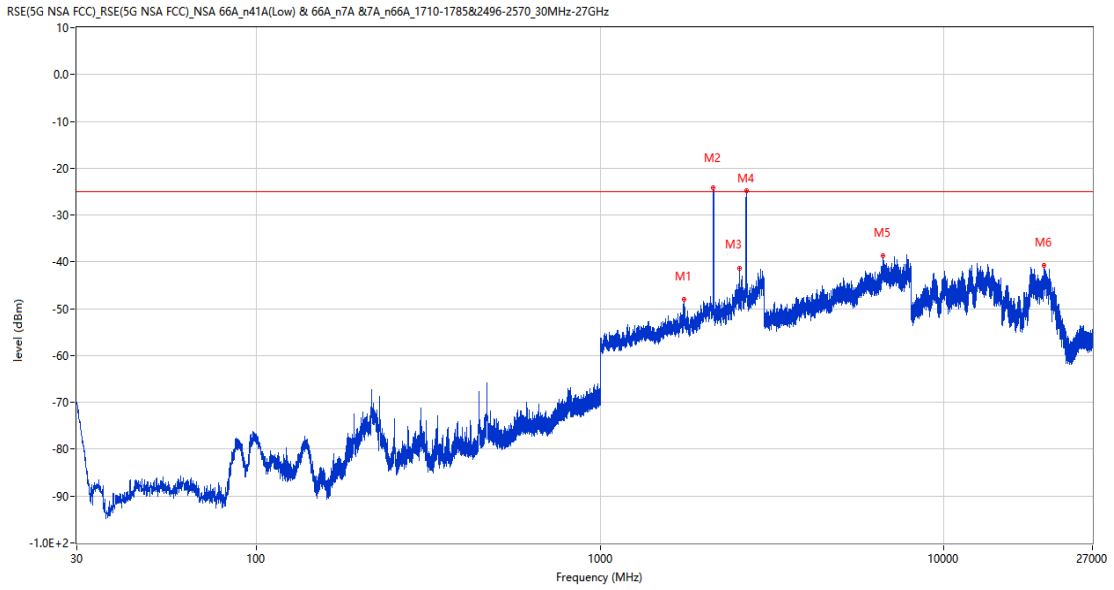
32.6 DC_7A_n66A BW20(LTE)+BW30(NR), PI/2 BPSK, Middle Chanel

RSE-H&H DC_7A_n66A BW20(LTE)+BW30(NR)



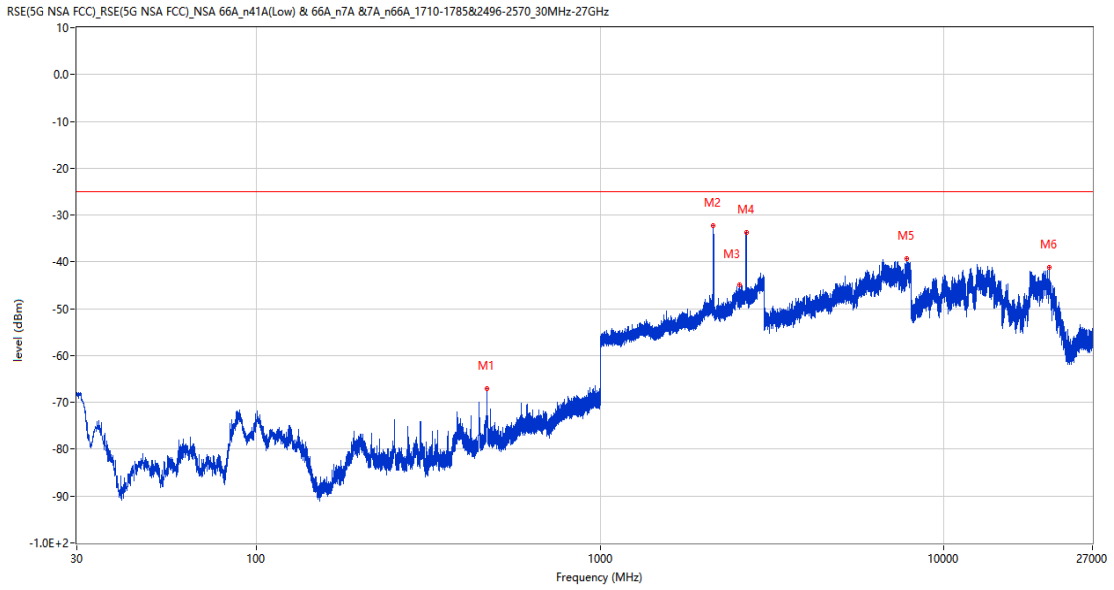
Frequency (MHz)	Result (dBm)	Factor (dB)	PK Limit (dBm)	Over Limit (dB)	Table (o)	ANT	EUT	Verdict
1749.600	-47.31	2.13	-25.0	-22.31	348.00	Horizontal	Horizontal	N/A
2132.700	-25.28	4.72	-25.0	-0.28	200.00	Horizontal	Horizontal	N/A
2537.700	-43.60	8.30	-25.0	-18.60	120.00	Horizontal	Horizontal	N/A
2659.500	-22.72	8.67	-25.0	2.28	108.00	Horizontal	Horizontal	N/A
7799.500	-38.09	15.92	-25.0	-13.09	222.00	Horizontal	Horizontal	Pass
13391.025	-39.96	16.93	-25.0	-14.96	262.00	Horizontal	Horizontal	Pass

RSE-H&V DC_7A_n66A BW20(LTE)+BW30(NR)



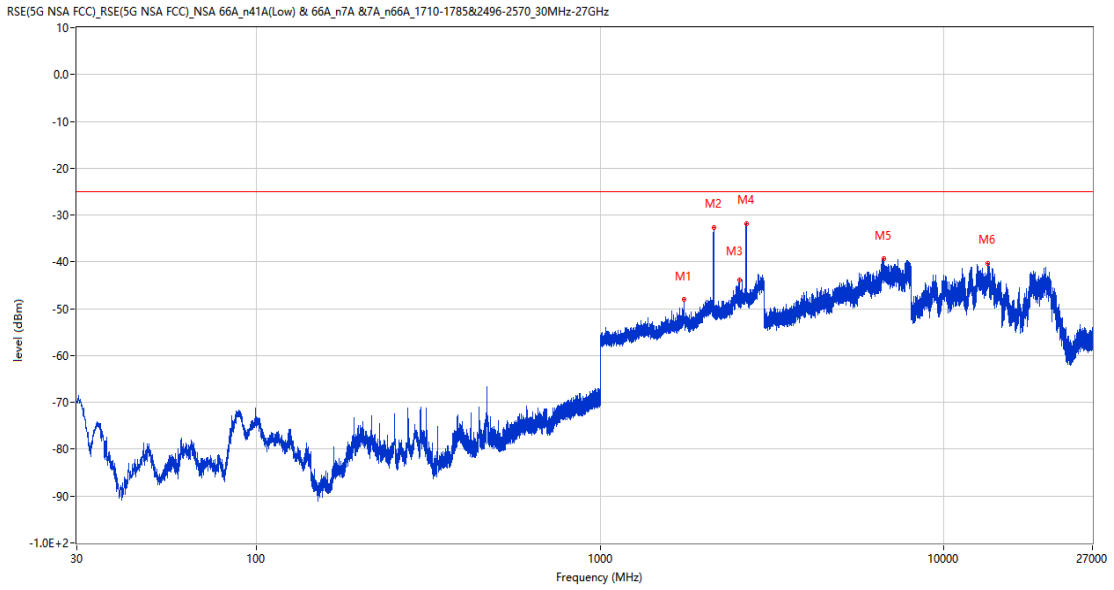
Frequency (MHz)	Result (dBm)	Factor (dB)	PK Limit (dBm)	Over Limit (dB)	Table (o)	ANT	EUT	Verdict
1749.200	-48.02	2.12	-25.0	-23.02	111.00	Horizontal	Vertical	N/A
2133.300	-24.23	4.68	-25.0	0.77	210.00	Horizontal	Vertical	N/A
2543.600	-41.43	8.26	-25.0	-16.43	334.00	Horizontal	Vertical	N/A
2663.200	-24.90	8.78	-25.0	0.10	216.00	Horizontal	Vertical	N/A
6639.750	-38.68	15.07	-25.0	-13.68	310.00	Horizontal	Vertical	Pass
19492.651	-40.70	12.93	-25.0	-15.70	16.00	Horizontal	Vertical	Pass

RSE-V&V DC_7A_n66A BW20(LTE)+BW30(NR)



Frequency (MHz)	Result (dBm)	Factor (dB)	PK Limit (dBm)	Over Limit (dB)	Table (o)	ANT	EUT	Verdict
467.810	-67.16	-8.23	-25.0	-42.16	194.00	Vertical	Vertical	Pass
2132.100	-32.35	4.70	-25.0	-7.35	150.00	Vertical	Vertical	N/A
2535.100	-44.89	8.32	-25.0	-19.89	143.00	Vertical	Vertical	N/A
2659.500	-33.73	8.67	-25.0	-8.73	98.00	Vertical	Vertical	N/A
7798.000	-39.37	15.79	-25.0	-14.37	63.00	Vertical	Vertical	Pass
20212.650	-41.21	12.96	-25.0	-16.21	35.00	Vertical	Vertical	Pass

RSE-V&H DC_7A_n66A BW20(LTE)+BW30(NR)

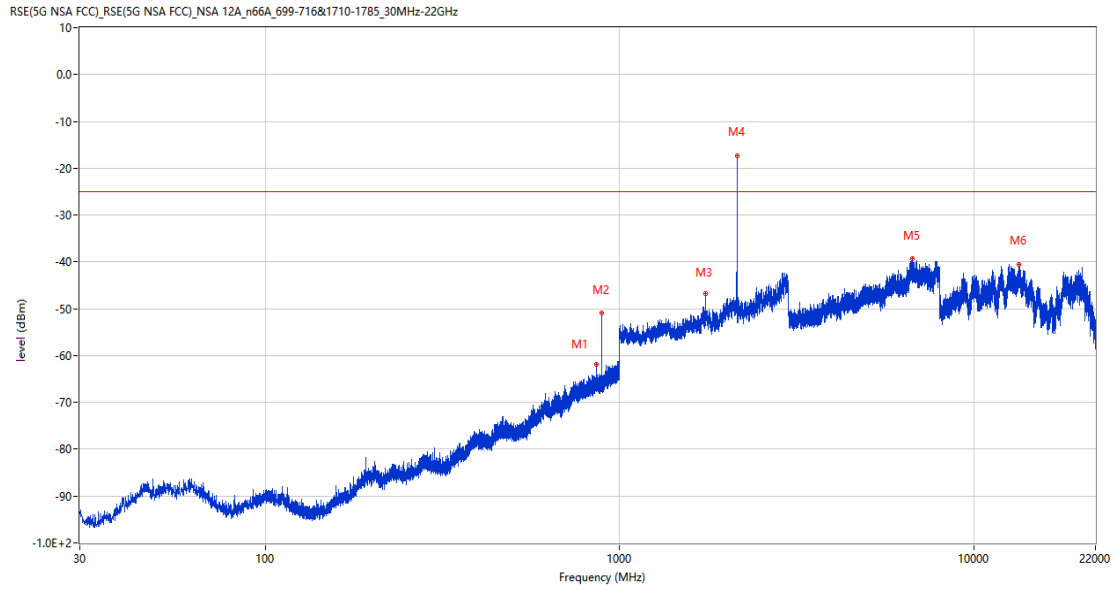


Frequency (MHz)	Result (dBm)	Factor (dB)	PK Limit (dBm)	Over Limit (dB)	Table (o)	ANT	EUT	Verdict
1749.400	-47.96	2.13	-25.0	-22.96	-1.00	Vertical	Horizontal	N/A
2137.100	-32.57	4.52	-25.0	-7.57	359.00	Vertical	Horizontal	N/A
2538.700	-43.93	8.29	-25.0	-18.93	237.00	Vertical	Horizontal	N/A
2663.600	-31.75	8.76	-25.0	-6.75	21.00	Vertical	Horizontal	N/A
6671.250	-39.31	14.57	-25.0	-14.31	101.00	Vertical	Horizontal	Pass
13388.662	-40.33	16.90	-25.0	-15.33	178.00	Vertical	Horizontal	Pass

33 DC_12A_n66A

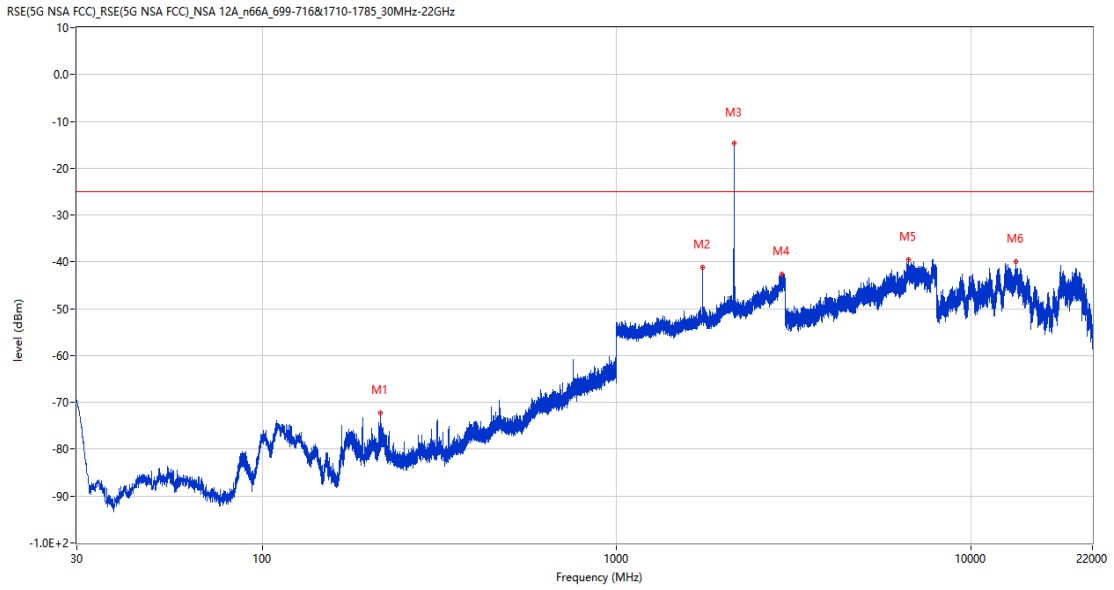
33.1 DC_12A_n66A BW10(LTE)+BW5(NR), QPSK, Middle Chanel

RSE-H&H DC_12A_n66A BW10(LTE)+BW5(NR)



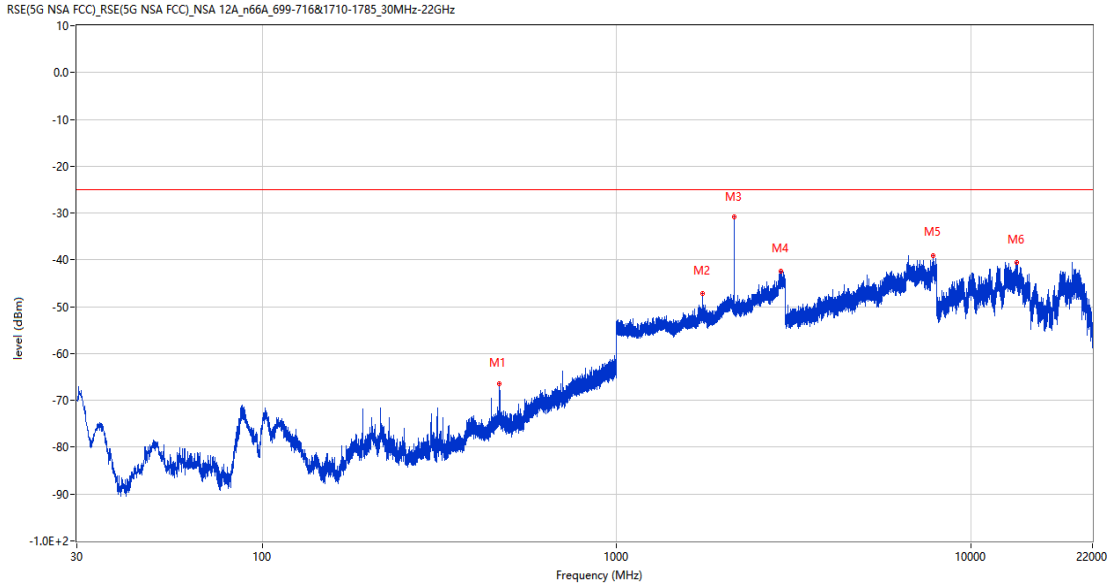
Frequency (MHz)	Result (dBm)	Factor (dB)	PK Limit (dBm)	Over Limit (dB)	Table (o)	ANT	EUT	Verdict
861.823	-61.87	5.00	-25.0	-36.87	268.00	Horizontal	Horizontal	N/A
891.020	-50.94	5.42	-25.0	-25.94	360.00	Horizontal	Horizontal	N/A
1746.100	-46.82	3.23	-25.0	-21.82	157.00	Horizontal	Horizontal	N/A
2144.800	-17.26	4.76	-25.0	7.74	193.00	Horizontal	Horizontal	N/A
6715.250	-39.34	15.74	-25.0	-14.34	0.00	Horizontal	Horizontal	Pass
13375.799	-40.45	16.78	-25.0	-15.45	53.00	Horizontal	Horizontal	Pass

RSE-H&V DC_12A_n66A BW10(LTE)+BW5(NR)



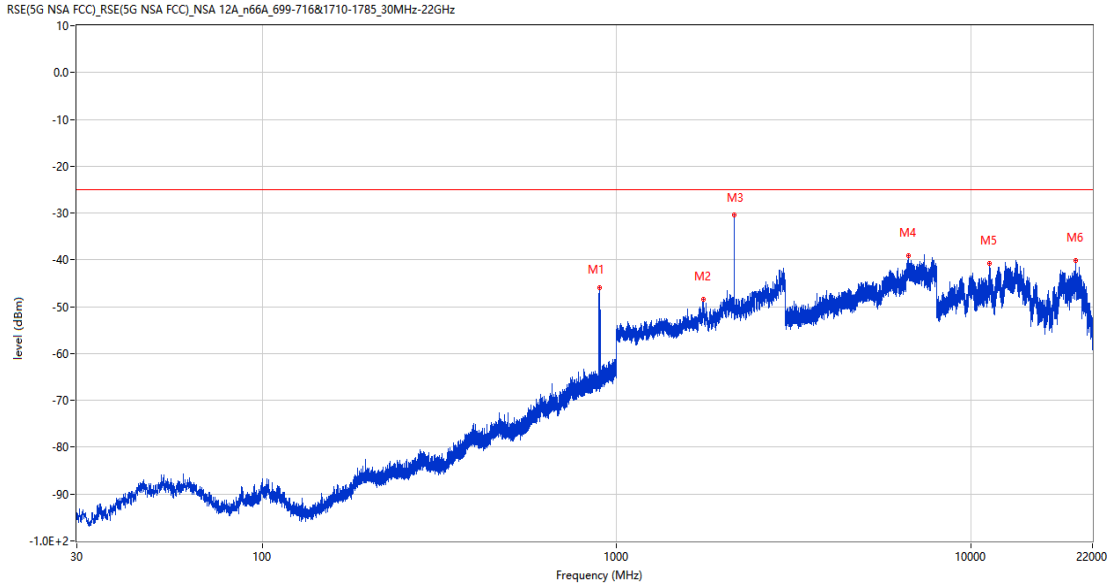
Frequency (MHz)	Result (dBm)	Factor (dB)	PK Limit (dBm)	Over Limit (dB)	Table (o)	ANT	EUT	Verdict
215.900	-72.32	-14.47	-25.0	-47.32	109.00	Horizontal	Vertical	Pass
1745.700	-41.12	3.22	-25.0	-16.12	176.00	Horizontal	Vertical	N/A
2145.400	-14.69	4.63	-25.0	10.31	206.00	Horizontal	Vertical	N/A
2918.100	-42.52	12.35	-25.0	-17.52	360.00	Horizontal	Vertical	Pass
6663.500	-39.55	14.66	-25.0	-14.55	17.00	Horizontal	Vertical	Pass
13380.000	-40.02	16.82	-25.0	-15.02	332.00	Horizontal	Vertical	Pass

RSE-V&V DC_12A_n66A BW10(LTE)+BW5(NR)



Frequency (MHz)	Result (dBm)	Factor (dB)	PK Limit (dBm)	Over Limit (dB)	Table (o)	ANT	EUT	Verdict
467.616	-66.49	-4.35	-25.0	-41.49	136.00	Vertical	Vertical	Pass
1746.200	-47.18	3.23	-25.0	-22.18	19.00	Vertical	Vertical	N/A
2146.400	-30.90	4.65	-25.0	-5.90	151.00	Vertical	Vertical	N/A
2903.800	-42.47	11.40	-25.0	-17.47	0.00	Vertical	Vertical	Pass
7820.000	-39.17	16.30	-25.0	-14.17	333.00	Vertical	Vertical	Pass
13426.725	-40.47	16.42	-25.0	-15.47	279.00	Vertical	Vertical	Pass

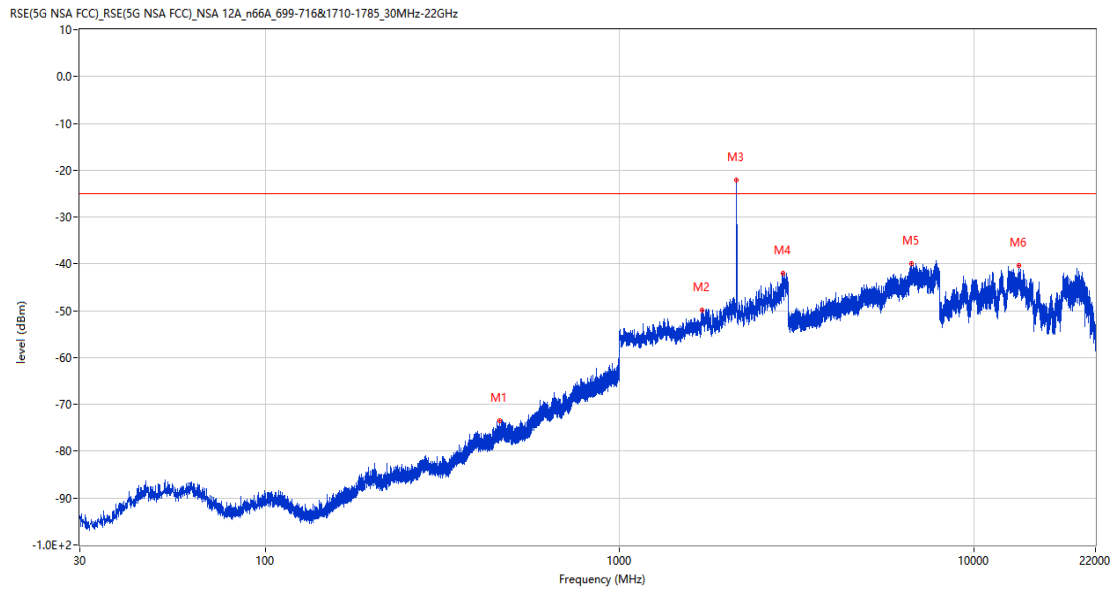
RSE-V&H DC_12A_n66A BW10(LTE)+BW5(NR)



Frequency (MHz)	Result (dBm)	Factor (dB)	PK Limit (dBm)	Over Limit (dB)	Table (o)	ANT	EUT	Verdict
897.180	-45.94	5.38	-25.0	-20.94	135.00	Vertical	Horizontal	N/A
1762.100	-48.48	3.17	-25.0	-23.48	265.00	Vertical	Horizontal	N/A
2143.900	-30.34	4.85	-25.0	-5.34	49.00	Vertical	Horizontal	N/A
6645.250	-39.11	15.15	-25.0	-14.11	247.00	Vertical	Horizontal	Pass
11296.975	-40.68	13.45	-25.0	-15.68	192.00	Vertical	Horizontal	Pass
19785.200	-40.16	12.94	-25.0	-15.16	128.00	Vertical	Horizontal	Pass

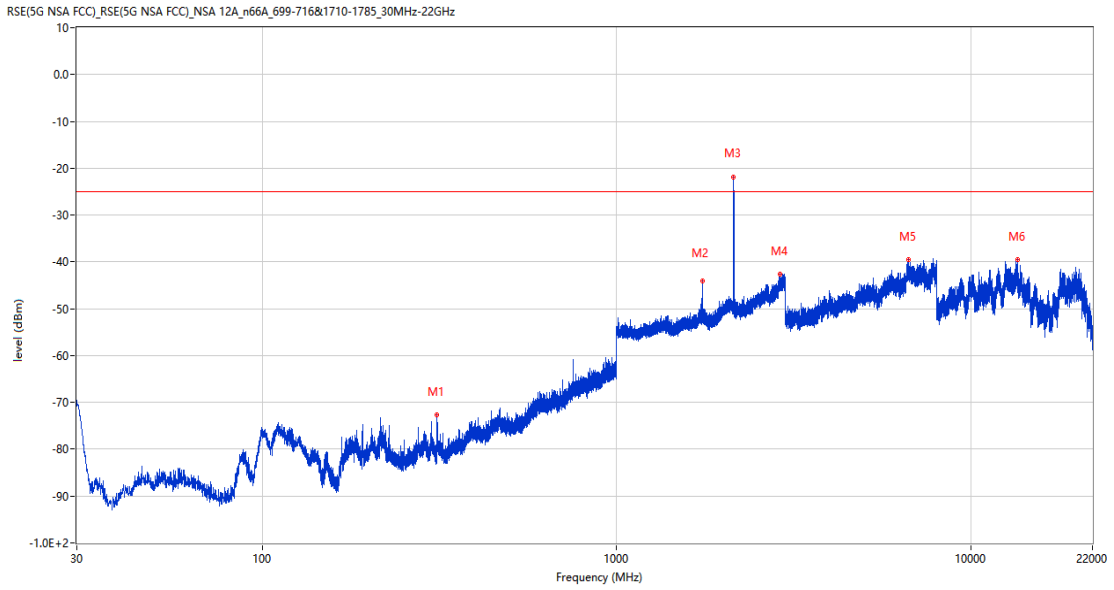
33.2 DC_12A_n66A BW10(LTE)+BW20(NR), QPSK, Middle Chanel

RSE-H&H DC_12A_n66A BW10(LTE)+BW20(NR)



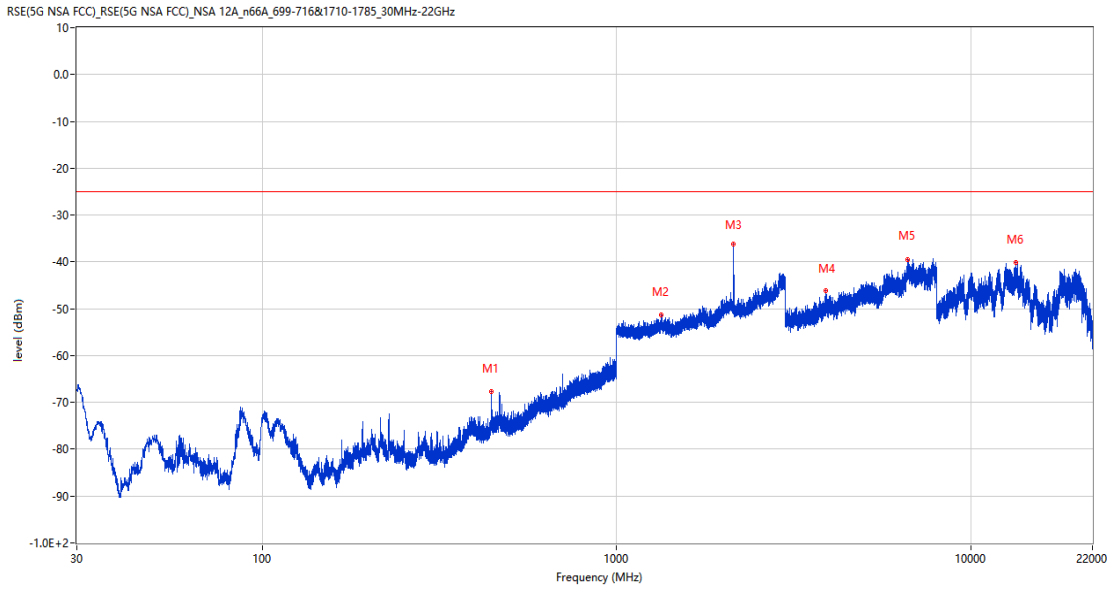
Frequency (MHz)	Result (dBm)	Factor (dB)	PK Limit (dBm)	Over Limit (dB)	Table (o)	ANT	EUT	Verdict
458.401	-73.41	-4.79	-25.0	-48.41	132.00	Horizontal	Horizontal	Pass
1705.500	-49.89	3.06	-25.0	-24.89	180.00	Horizontal	Horizontal	Pass
2139.100	-22.19	4.92	-25.0	2.81	191.00	Horizontal	Horizontal	N/A
2882.500	-42.05	11.89	-25.0	-17.05	11.00	Horizontal	Horizontal	Pass
6653.250	-39.97	15.01	-25.0	-14.97	101.00	Horizontal	Horizontal	Pass
13390.763	-40.36	16.92	-25.0	-15.36	363.00	Horizontal	Horizontal	Pass

RSE-H&V DC_12A_n66A BW10(LTE)+BW20(NR)



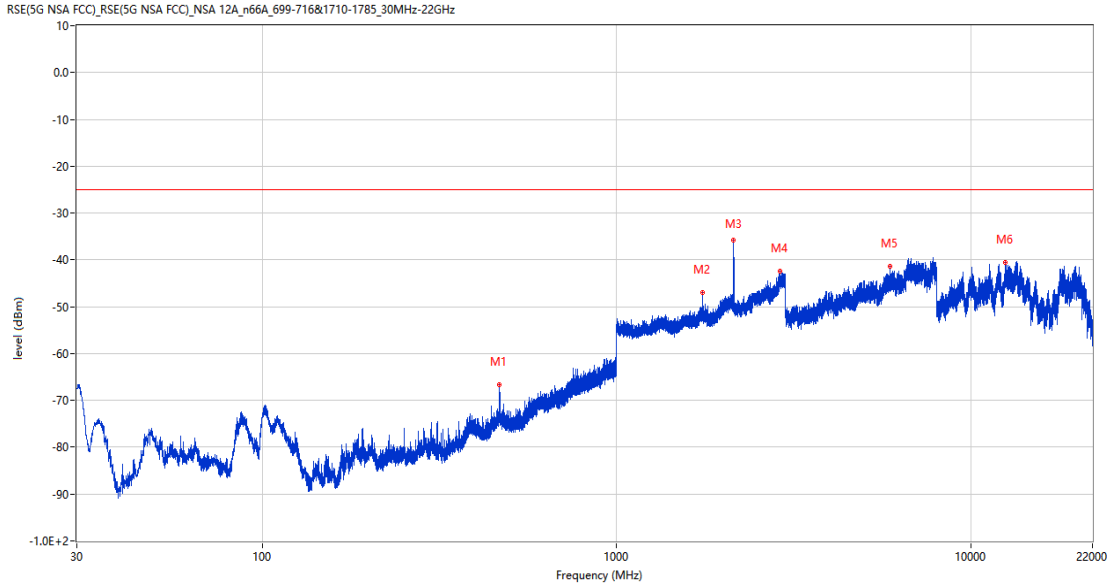
Frequency (MHz)	Result (dBm)	Factor (dB)	PK Limit (dBm)	Over Limit (dB)	Table (o)	ANT	EUT	Verdict
311.737	-72.74	-11.97	-25.0	-47.74	65.00	Horizontal	Vertical	Pass
1748.200	-44.15	3.23	-25.0	-19.15	174.00	Horizontal	Vertical	N/A
2139.300	-21.81	4.92	-25.0	3.19	119.00	Horizontal	Vertical	N/A
2887.900	-42.53	11.84	-25.0	-17.53	320.00	Horizontal	Vertical	Pass
6645.750	-39.55	15.20	-25.0	-14.55	62.00	Horizontal	Vertical	Pass
13533.300	-39.55	15.67	-25.0	-14.55	15.00	Horizontal	Vertical	Pass

RSE-V&V DC_12A_n66A BW10(LTE)+BW20(NR)



Frequency (MHz)	Result (dBm)	Factor (dB)	PK Limit (dBm)	Over Limit (dB)	Table (o)	ANT	EUT	Verdict
443.608	-67.65	-6.01	-25.0	-42.65	132.00	Vertical	Vertical	Pass
1333.100	-51.37	1.15	-25.0	-26.37	150.00	Vertical	Vertical	Pass
2138.700	-36.26	4.92	-25.0	-11.26	162.00	Vertical	Vertical	N/A
3887.250	-46.18	9.04	-25.0	-21.18	74.00	Vertical	Vertical	Pass
6638.500	-39.53	14.98	-25.0	-14.53	314.00	Vertical	Vertical	Pass
13398.375	-40.12	16.99	-25.0	-15.12	274.00	Vertical	Vertical	Pass

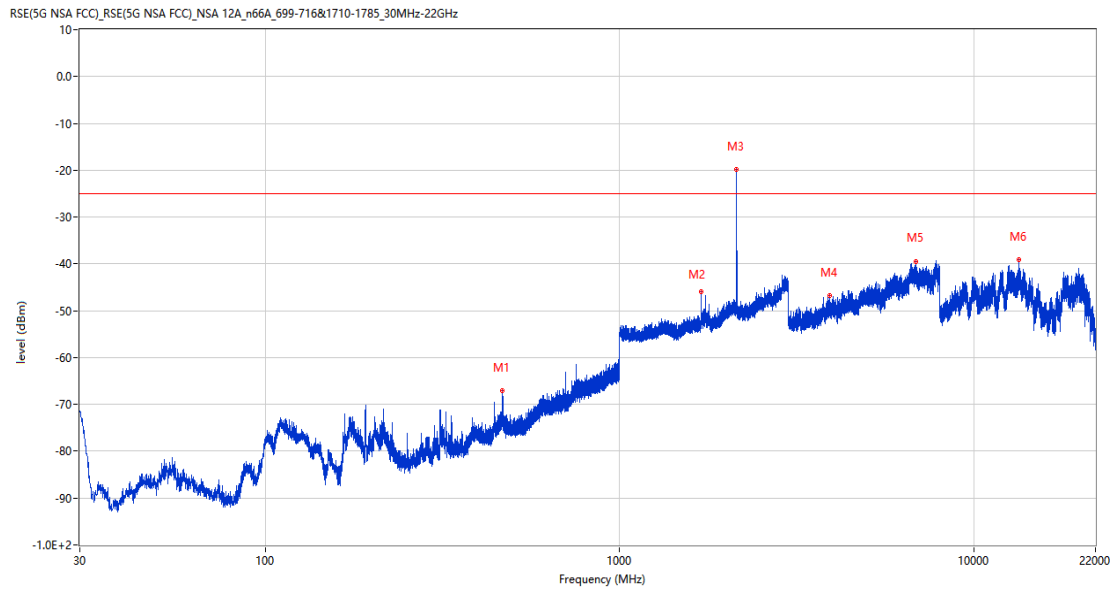
RSE-V&H DC_12A_n66A BW10(LTE)+BW20(NR)



Frequency (MHz)	Result (dBm)	Factor (dB)	PK Limit (dBm)	Over Limit (dB)	Table (o)	ANT	EUT	Verdict
467.616	-66.72	-4.35	-25.0	-41.72	71.00	Vertical	Horizontal	Pass
1746.700	-47.07	3.23	-25.0	-22.07	20.00	Vertical	Horizontal	N/A
2137.000	-35.77	4.97	-25.0	-10.77	119.00	Vertical	Horizontal	N/A
2891.700	-42.41	12.27	-25.0	-17.41	303.00	Vertical	Horizontal	Pass
5921.250	-41.43	12.65	-25.0	-16.43	336.00	Vertical	Horizontal	Pass
12479.963	-40.59	14.54	-25.0	-15.59	155.00	Vertical	Horizontal	Pass

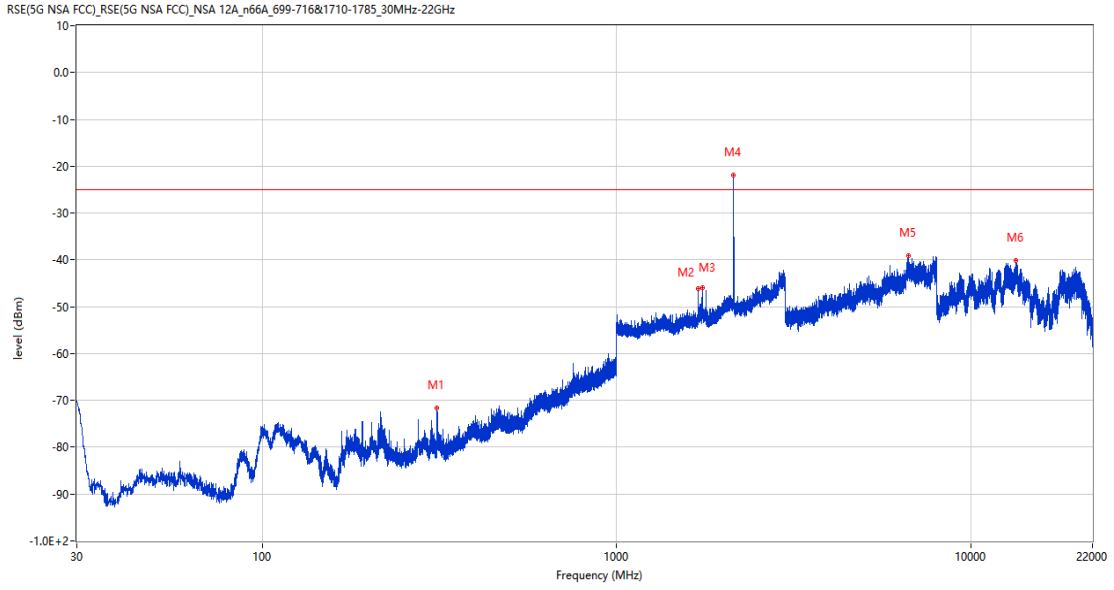
33.3 DC_12A_n66A BW10(LTE)+BW30(NR), QPSK, Middle Chanel

RSE-H&H DC_12A_n66A BW10(LTE)+BW30(NR)



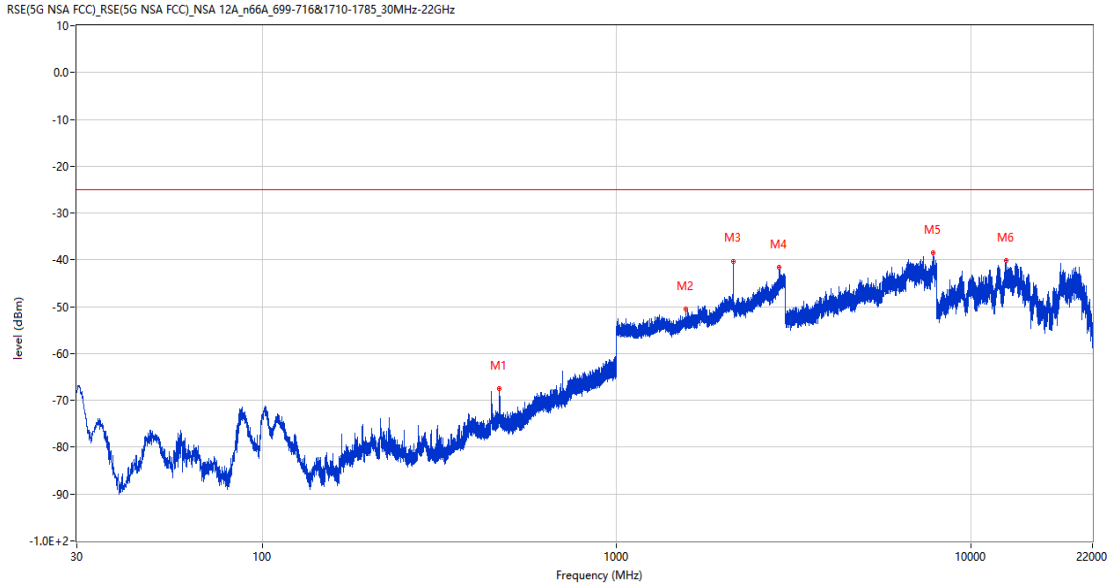
Frequency (MHz)	Result (dBm)	Factor (dB)	PK Limit (dBm)	Over Limit (dB)	Table (o)	ANT	EUT	Verdict
467.518	-67.15	-4.36	-25.0	-42.15	289.00	Horizontal	Horizontal	Pass
1701.500	-45.83	3.05	-25.0	-20.83	113.00	Horizontal	Horizontal	N/A
2132.900	-19.92	5.07	-25.0	5.08	203.00	Horizontal	Horizontal	N/A
3919.000	-46.80	9.27	-25.0	-21.80	342.00	Horizontal	Horizontal	Pass
6869.750	-39.56	14.18	-25.0	-14.56	354.00	Horizontal	Horizontal	Pass
13400.738	-39.00	16.99	-25.0	-14.00	363.00	Horizontal	Horizontal	Pass

RSE-H&V DC_12A_n66A BW10(LTE)+BW30(NR)



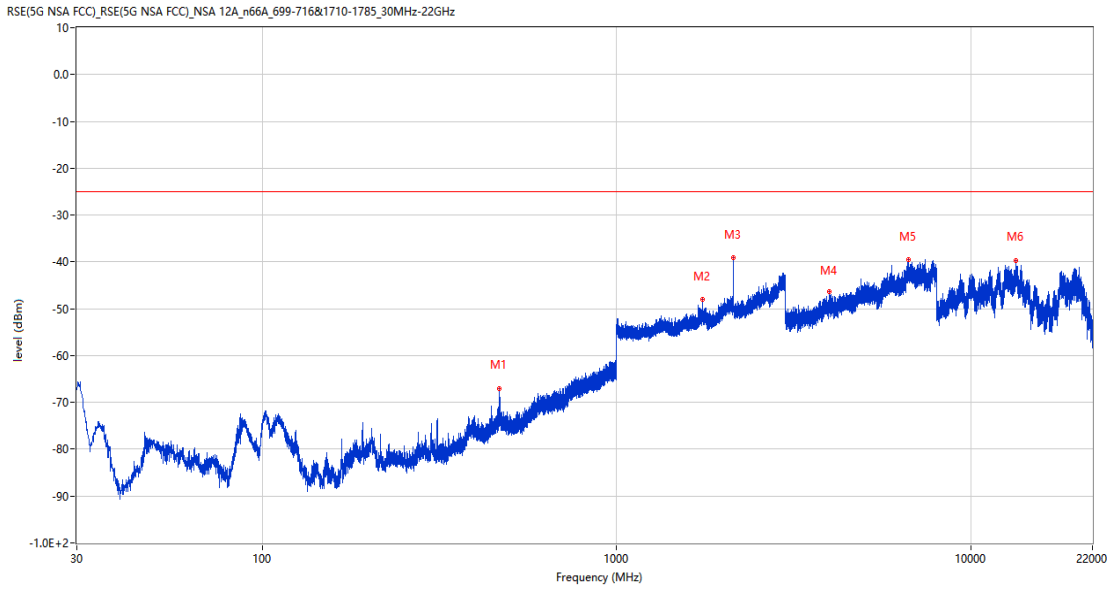
Frequency (MHz)	Result (dBm)	Factor (dB)	PK Limit (dBm)	Over Limit (dB)	Table (o)	ANT	EUT	Verdict
311.688	-71.56	-11.97	-25.0	-46.56	60.00	Horizontal	Vertical	Pass
1699.500	-46.20	2.75	-25.0	-21.20	0.00	Horizontal	Vertical	N/A
1750.000	-45.86	3.24	-25.0	-20.86	176.00	Horizontal	Vertical	N/A
2134.200	-21.94	5.17	-25.0	3.06	113.00	Horizontal	Vertical	N/A
6658.250	-39.15	14.87	-25.0	-14.15	360.00	Horizontal	Vertical	Pass
13383.675	-40.11	16.86	-25.0	-15.11	185.00	Horizontal	Vertical	Pass

RSE-V&V DC_12A_n66A BW10(LTE)+BW30(NR)



Frequency (MHz)	Result (dBm)	Factor (dB)	PK Limit (dBm)	Over Limit (dB)	Table (o)	ANT	EUT	Verdict
467.664	-67.41	-4.36	-25.0	-42.41	149.00	Vertical	Vertical	Pass
1569.900	-50.48	1.82	-25.0	-25.48	186.00	Vertical	Vertical	Pass
2134.500	-40.24	5.23	-25.0	-15.24	98.00	Vertical	Vertical	N/A
2881.900	-41.64	11.82	-25.0	-16.64	193.00	Vertical	Vertical	Pass
7820.000	-38.50	16.30	-25.0	-13.50	203.00	Vertical	Vertical	Pass
12547.412	-40.15	13.96	-25.0	-15.15	325.00	Vertical	Vertical	Pass

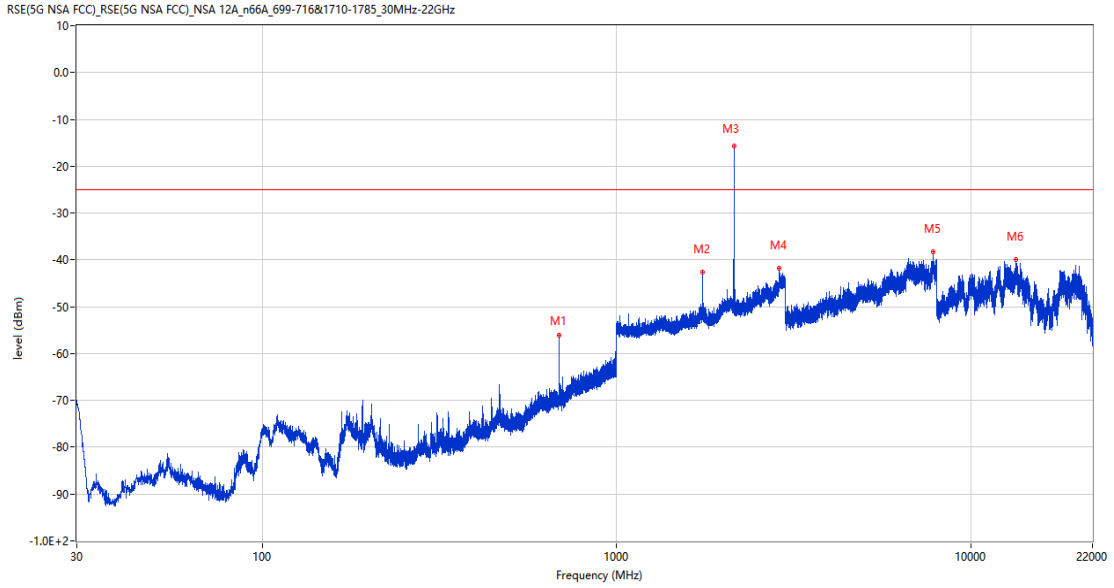
RSE-V&H DC_12A_n66A BW10(LTE)+BW30(NR)



Frequency (MHz)	Result (dBm)	Factor (dB)	PK Limit (dBm)	Over Limit (dB)	Table (o)	ANT	EUT	Verdict
467.567	-66.99	-4.35	-25.0	-41.99	224.00	Vertical	Horizontal	Pass
1748.600	-47.92	3.24	-25.0	-22.92	19.00	Vertical	Horizontal	N/A
2132.700	-39.16	5.10	-25.0	-14.16	173.00	Vertical	Horizontal	N/A
3971.750	-46.41	8.74	-25.0	-21.41	223.00	Vertical	Horizontal	Pass
6644.500	-39.54	15.11	-25.0	-14.54	322.00	Vertical	Horizontal	Pass
13404.151	-39.65	16.92	-25.0	-14.65	298.00	Vertical	Horizontal	Pass

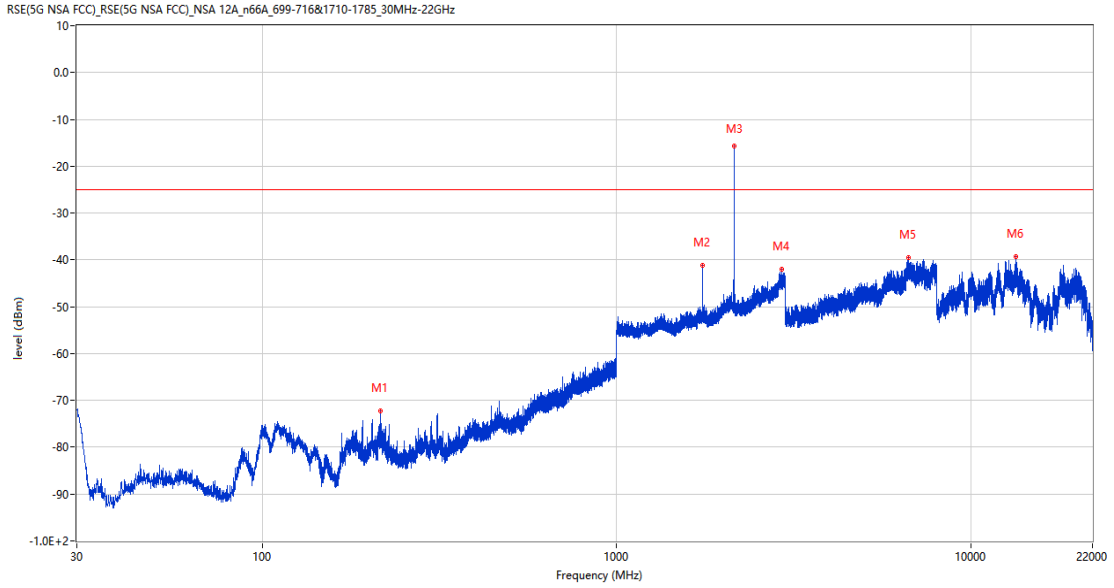
33.4 DC_12A_n66A BW10(LTE)+BW5(NR), PI/2 BPSK, Middle Chanel

RSE-H&H DC_12A_n66A BW10(LTE)+BW5(NR)



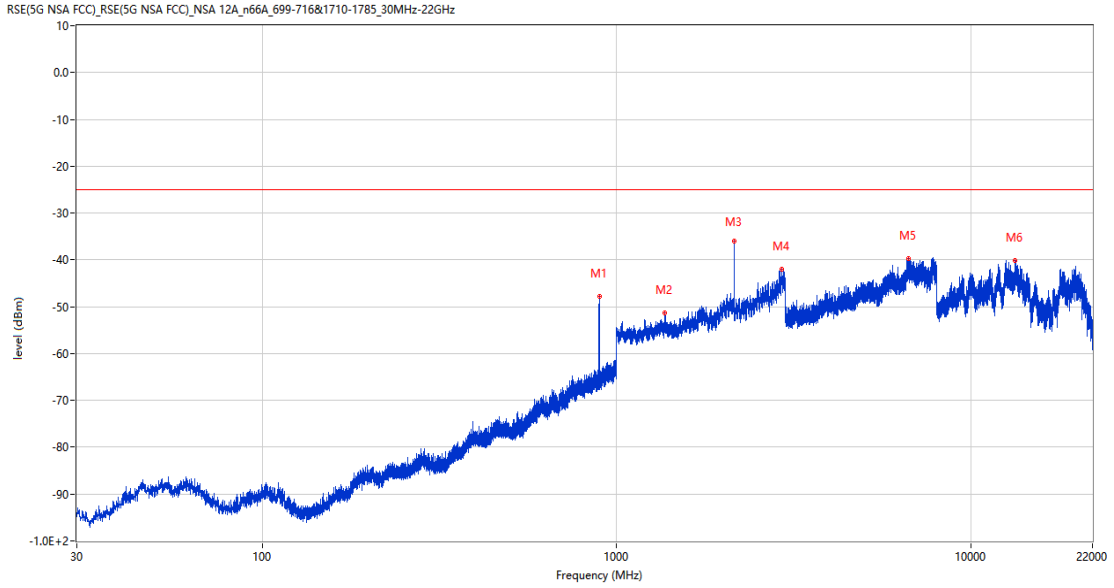
Frequency (MHz)	Result (dBm)	Factor (dB)	PK Limit (dBm)	Over Limit (dB)	Table (o)	ANT	EUT	Verdict
688.582	-56.06	0.66	-25.0	-31.06	258.00	Horizontal	Horizontal	N/A
1746.400	-42.65	3.23	-25.0	-17.65	92.00	Horizontal	Horizontal	N/A
2147.100	-15.77	4.47	-25.0	9.23	188.00	Horizontal	Horizontal	N/A
2878.800	-41.76	11.81	-25.0	-16.76	352.00	Horizontal	Horizontal	Pass
7822.750	-38.29	16.09	-25.0	-13.29	101.00	Horizontal	Horizontal	Pass
13396.013	-39.83	16.97	-25.0	-14.83	219.00	Horizontal	Horizontal	Pass

RSE-H&V DC_12A_n66A BW10(LTE)+BW5(NR)



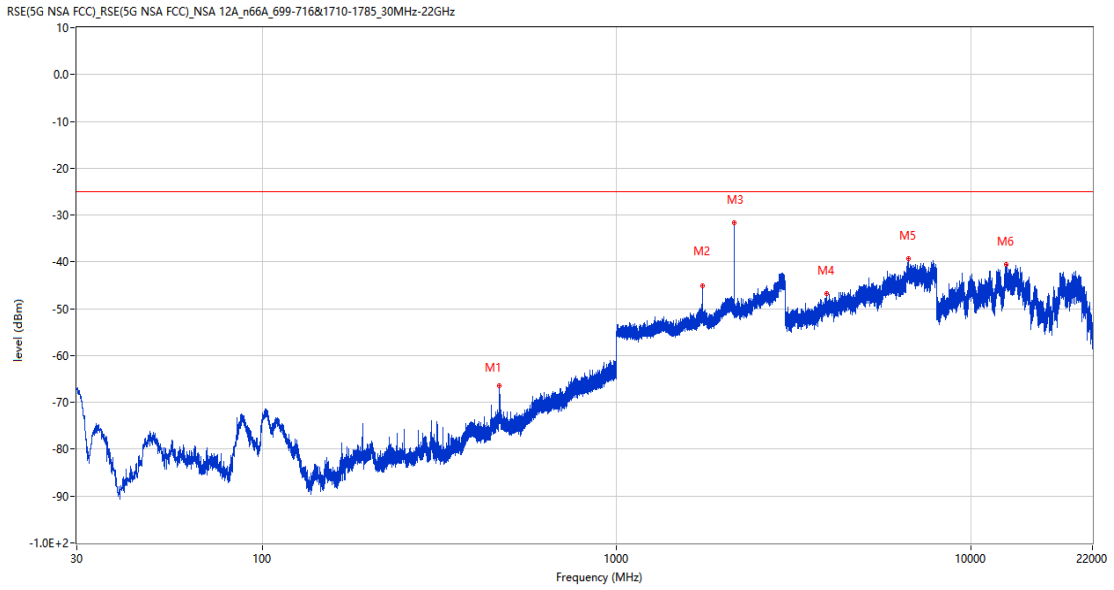
Frequency (MHz)	Result (dBm)	Factor (dB)	PK Limit (dBm)	Over Limit (dB)	Table (o)	ANT	EUT	Verdict
215.949	-72.19	-14.47	-25.0	-47.19	106.00	Horizontal	Vertical	Pass
1746.300	-41.10	3.23	-25.0	-16.10	179.00	Horizontal	Vertical	N/A
2146.200	-15.64	4.66	-25.0	9.36	132.00	Horizontal	Vertical	N/A
2927.300	-41.96	12.13	-25.0	-16.96	317.00	Horizontal	Vertical	Pass
6651.750	-39.59	15.07	-25.0	-14.59	359.00	Horizontal	Vertical	Pass
13382.625	-39.37	16.85	-25.0	-14.37	105.00	Horizontal	Vertical	Pass

RSE-V&V DC_12A_n66A BW10(LTE)+BW5(NR)



Frequency (MHz)	Result (dBm)	Factor (dB)	PK Limit (dBm)	Over Limit (dB)	Table (o)	ANT	EUT	Verdict
893.446	-47.82	5.31	-25.0	-22.82	140.00	Vertical	Vertical	N/A
1364.900	-51.39	1.47	-25.0	-26.39	268.00	Vertical	Vertical	Pass
2144.600	-35.90	4.80	-25.0	-10.90	106.00	Vertical	Vertical	N/A
2931.400	-42.06	12.36	-25.0	-17.06	281.00	Vertical	Vertical	Pass
6655.750	-39.67	15.05	-25.0	-14.67	102.00	Vertical	Vertical	Pass
13279.462	-40.09	14.09	-25.0	-15.09	15.00	Vertical	Vertical	Pass

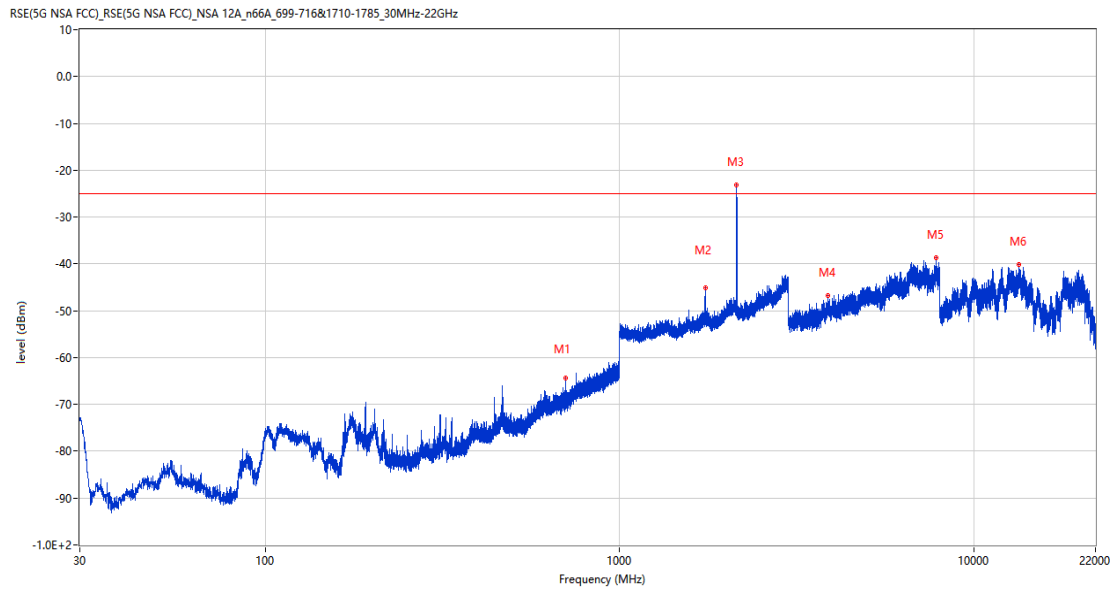
RSE-V&H DC_12A_n66A BW10(LTE)+BW5(NR)



Frequency (MHz)	Result (dBm)	Factor (dB)	PK Limit (dBm)	Over Limit (dB)	Table (o)	ANT	EUT	Verdict
467.712	-66.49	-4.36	-25.0	-41.49	119.00	Vertical	Horizontal	Pass
1746.100	-45.15	3.23	-25.0	-20.15	29.00	Vertical	Horizontal	N/A
2143.900	-31.55	4.85	-25.0	-6.55	66.00	Vertical	Horizontal	N/A
3908.000	-46.86	9.23	-25.0	-21.86	157.00	Vertical	Horizontal	Pass
6674.750	-39.34	14.53	-25.0	-14.34	286.00	Vertical	Horizontal	Pass
12558.812	-40.51	13.97	-25.0	-15.51	63.00	Vertical	Horizontal	Pass

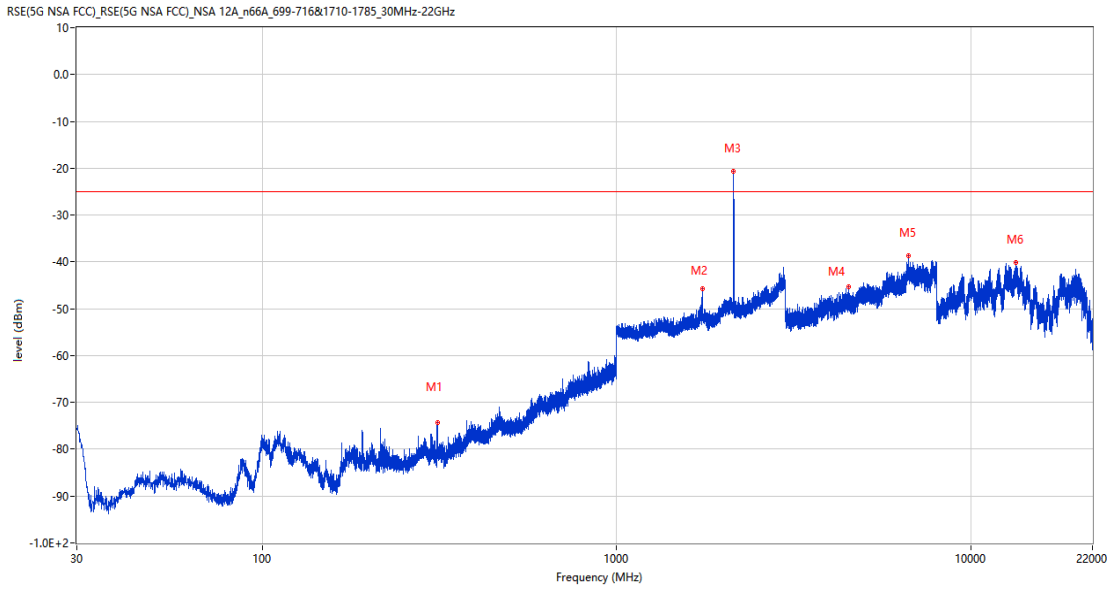
33.5 DC_12A_n66A BW10(LTE)+BW20(NR), PI/2 BPSK, Middle Chanel

RSE-H&H DC_12A_n66A BW10(LTE)+BW20(NR)



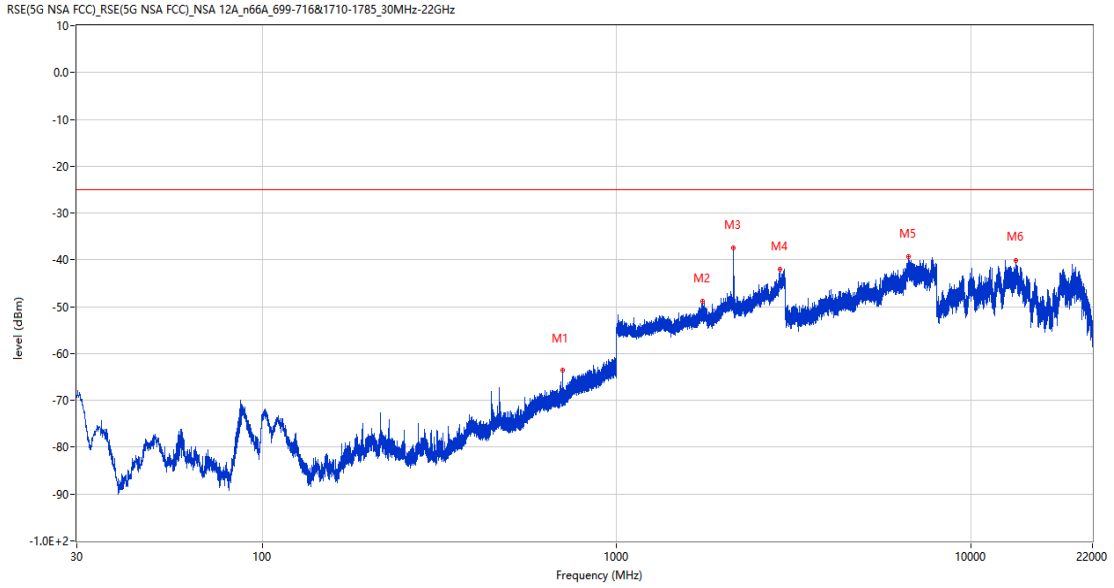
Frequency (MHz)	Result (dBm)	Factor (dB)	PK Limit (dBm)	Over Limit (dB)	Table (o)	ANT	EUT	Verdict
703.083	-64.46	1.40	-25.0	-39.46	182.00	Horizontal	Horizontal	N/A
1748.300	-45.20	3.23	-25.0	-20.20	90.00	Horizontal	Horizontal	N/A
2137.500	-23.25	5.02	-25.0	1.75	199.00	Horizontal	Horizontal	N/A
3868.750	-46.71	8.71	-25.0	-21.71	136.00	Horizontal	Horizontal	Pass
7824.750	-38.70	15.98	-25.0	-13.70	328.00	Horizontal	Horizontal	Pass
13400.475	-40.12	17.00	-25.0	-15.12	266.00	Horizontal	Horizontal	Pass

RSE-H&V DC_12A_n66A BW10(LTE)+BW20(NR)



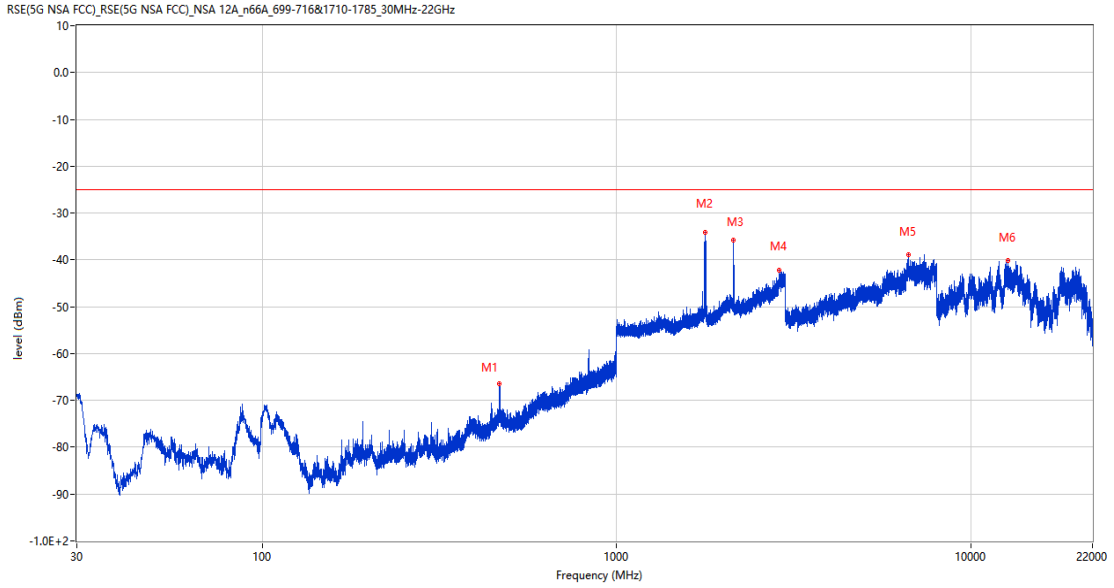
Frequency (MHz)	Result (dBm)	Factor (dB)	PK Limit (dBm)	Over Limit (dB)	Table (o)	ANT	EUT	Verdict
311.834	-74.25	-11.97	-25.0	-49.25	338.00	Horizontal	Vertical	Pass
1745.800	-45.67	3.22	-25.0	-20.67	176.00	Horizontal	Vertical	N/A
2139.400	-20.73	4.92	-25.0	4.27	128.00	Horizontal	Vertical	N/A
4523.250	-45.39	10.41	-25.0	-20.39	360.00	Horizontal	Vertical	Pass
6652.500	-38.73	15.05	-25.0	-13.73	134.00	Horizontal	Vertical	Pass
13385.250	-40.06	16.87	-25.0	-15.06	150.00	Horizontal	Vertical	Pass

RSE-V&V DC_12A_n66A BW10(LTE)+BW20(NR)



Frequency (MHz)	Result (dBm)	Factor (dB)	PK Limit (dBm)	Over Limit (dB)	Table (o)	ANT	EUT	Verdict
703.034	-63.48	1.40	-25.0	-38.48	203.00	Vertical	Vertical	N/A
1745.300	-48.86	3.22	-25.0	-23.86	13.00	Vertical	Vertical	N/A
2139.700	-37.40	4.94	-25.0	-12.40	158.00	Vertical	Vertical	N/A
2887.700	-42.06	11.87	-25.0	-17.06	85.00	Vertical	Vertical	Pass
6660.500	-39.34	14.75	-25.0	-14.34	219.00	Vertical	Vertical	Pass
13379.474	-40.04	16.82	-25.0	-15.04	355.00	Vertical	Vertical	Pass

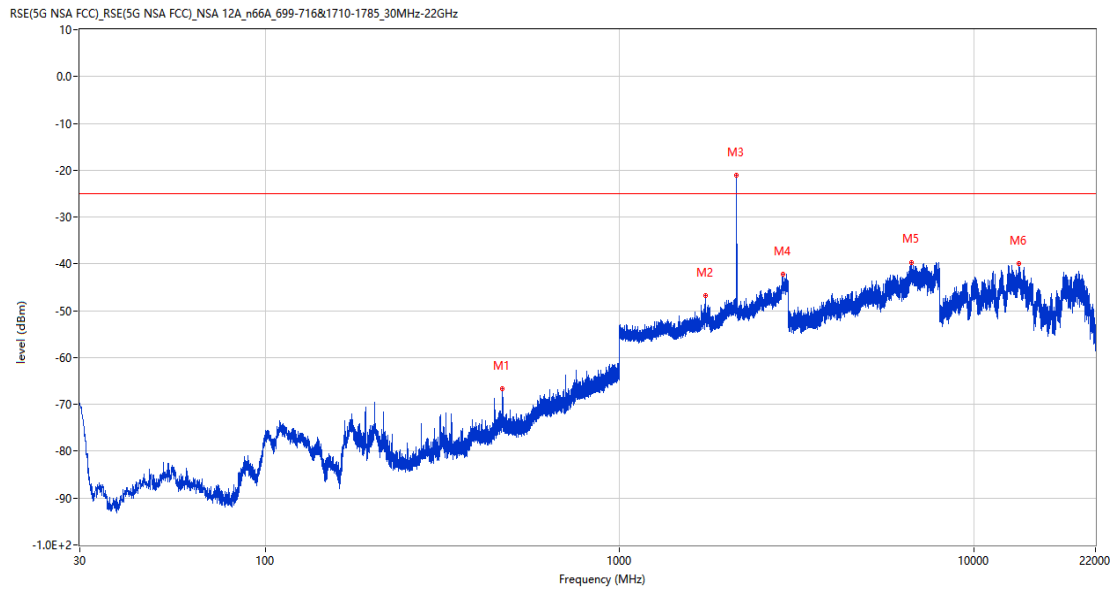
RSE-V&H DC_12A_n66A BW10(LTE)+BW20(NR)



Frequency (MHz)	Result (dBm)	Factor (dB)	PK Limit (dBm)	Over Limit (dB)	Table (o)	ANT	EUT	Verdict
467.616	-66.34	-4.35	-25.0	-41.34	233.00	Vertical	Horizontal	Pass
1782.600	-34.14	3.04	-25.0	-9.14	339.00	Vertical	Horizontal	N/A
2138.700	-35.87	4.92	-25.0	-10.87	72.00	Vertical	Horizontal	N/A
2877.300	-42.24	11.84	-25.0	-17.24	224.00	Vertical	Horizontal	Pass
6662.500	-38.95	14.80	-25.0	-13.95	268.00	Vertical	Horizontal	Pass
12743.113	-40.15	14.72	-25.0	-15.15	244.00	Vertical	Horizontal	Pass

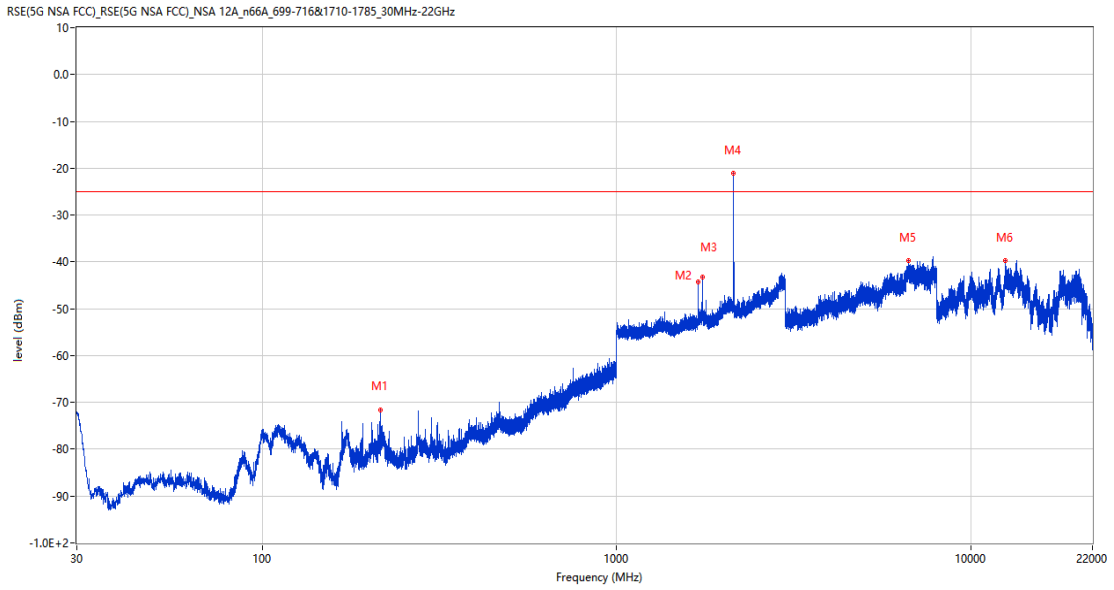
33.6 DC_12A_n66A BW10(LTE)+BW30(NR), PI/2 BPSK, Middle Chanel

RSE-H&H DC_12A_n66A BW10(LTE)+BW30(NR)



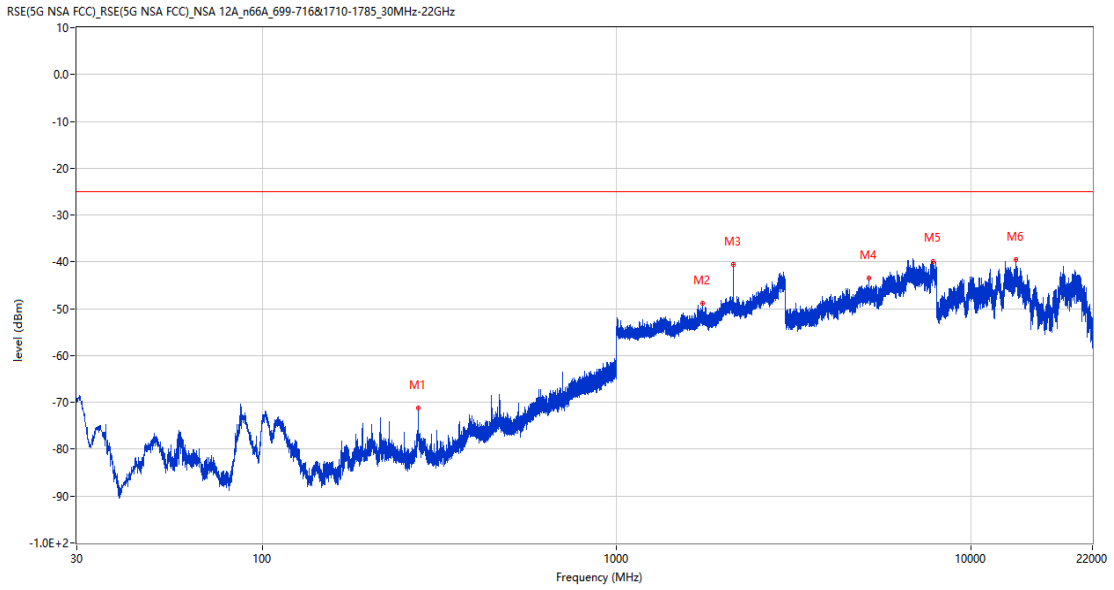
Frequency (MHz)	Result (dBm)	Factor (dB)	PK Limit (dBm)	Over Limit (dB)	Table (o)	ANT	EUT	Verdict
467.518	-66.69	-4.36	-25.0	-41.69	283.00	Horizontal	Horizontal	Pass
1748.600	-46.78	3.24	-25.0	-21.78	100.00	Horizontal	Horizontal	N/A
2133.000	-21.16	5.06	-25.0	3.84	204.00	Horizontal	Horizontal	N/A
2891.700	-42.12	12.27	-25.0	-17.12	118.00	Horizontal	Horizontal	Pass
6642.000	-39.75	15.04	-25.0	-14.75	83.00	Horizontal	Horizontal	Pass
13404.675	-39.97	16.91	-25.0	-14.97	131.00	Horizontal	Horizontal	Pass

RSE-H&V DC_12A_n66A BW10(LTE)+BW30(NR)



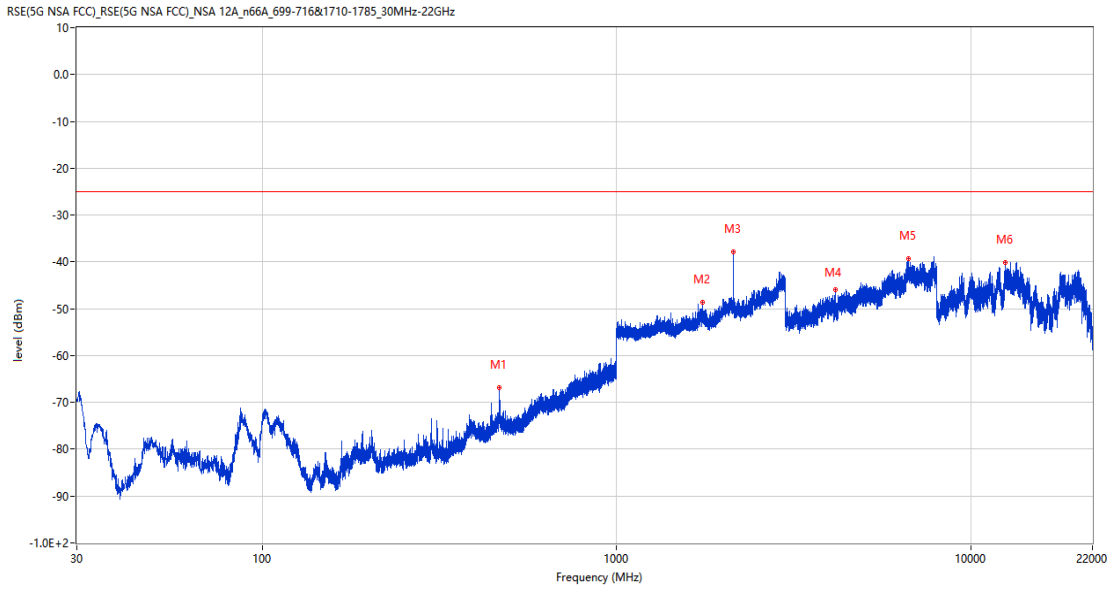
Frequency (MHz)	Result (dBm)	Factor (dB)	PK Limit (dBm)	Over Limit (dB)	Table (o)	ANT	EUT	Verdict
215.900	-71.67	-14.47	-25.0	-46.67	117.00	Horizontal	Vertical	Pass
1700.400	-44.28	3.04	-25.0	-19.28	177.00	Horizontal	Vertical	N/A
1747.000	-43.27	3.23	-25.0	-18.27	177.00	Horizontal	Vertical	N/A
2132.800	-21.10	5.09	-25.0	3.90	126.00	Horizontal	Vertical	N/A
6645.000	-39.69	15.13	-25.0	-14.69	197.00	Horizontal	Vertical	Pass
12493.500	-39.76	14.66	-25.0	-14.76	239.00	Horizontal	Vertical	Pass

RSE-V&V DC_12A_n66A BW10(LTE)+BW30(NR)



Frequency (MHz)	Result (dBm)	Factor (dB)	PK Limit (dBm)	Over Limit (dB)	Table (o)	ANT	EUT	Verdict
275.701	-71.24	-11.26	-25.0	-46.24	202.00	Vertical	Vertical	Pass
1747.300	-48.76	3.23	-25.0	-23.76	149.00	Vertical	Vertical	N/A
2134.200	-40.59	5.17	-25.0	-15.59	180.00	Vertical	Vertical	N/A
5137.750	-43.39	11.10	-25.0	-18.39	170.00	Vertical	Vertical	Pass
7798.250	-40.01	15.79	-25.0	-15.01	148.00	Vertical	Vertical	Pass
13389.712	-39.52	16.91	-25.0	-14.52	15.00	Vertical	Vertical	Pass

RSE-V&H DC_12A_n66A BW10(LTE)+BW30(NR)

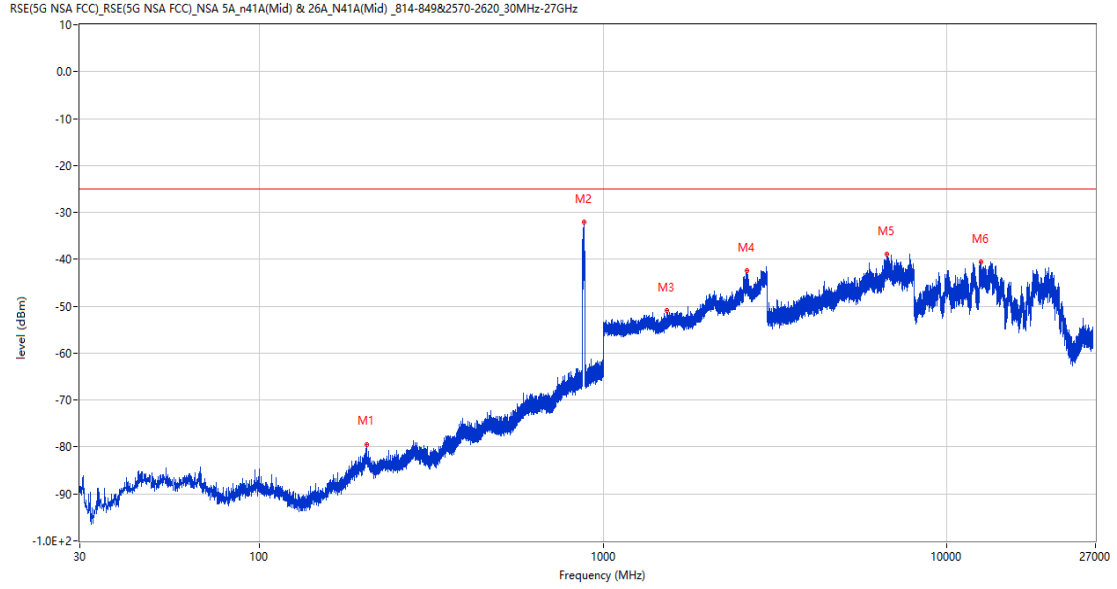


Frequency (MHz)	Result (dBm)	Factor (dB)	PK Limit (dBm)	Over Limit (dB)	Table (o)	ANT	EUT	Verdict
467.712	-66.92	-4.36	-25.0	-41.92	176.00	Vertical	Horizontal	Pass
1747.900	-48.55	3.23	-25.0	-23.55	360.00	Vertical	Horizontal	N/A
2134.100	-37.94	5.14	-25.0	-12.94	110.00	Vertical	Horizontal	N/A
4138.000	-46.00	8.14	-25.0	-21.00	117.00	Vertical	Horizontal	Pass
6659.750	-39.20	14.86	-25.0	-14.20	53.00	Vertical	Horizontal	Pass
12500.862	-40.24	14.71	-25.0	-15.24	-1.00	Vertical	Horizontal	Pass

34 DC_26A_n41A

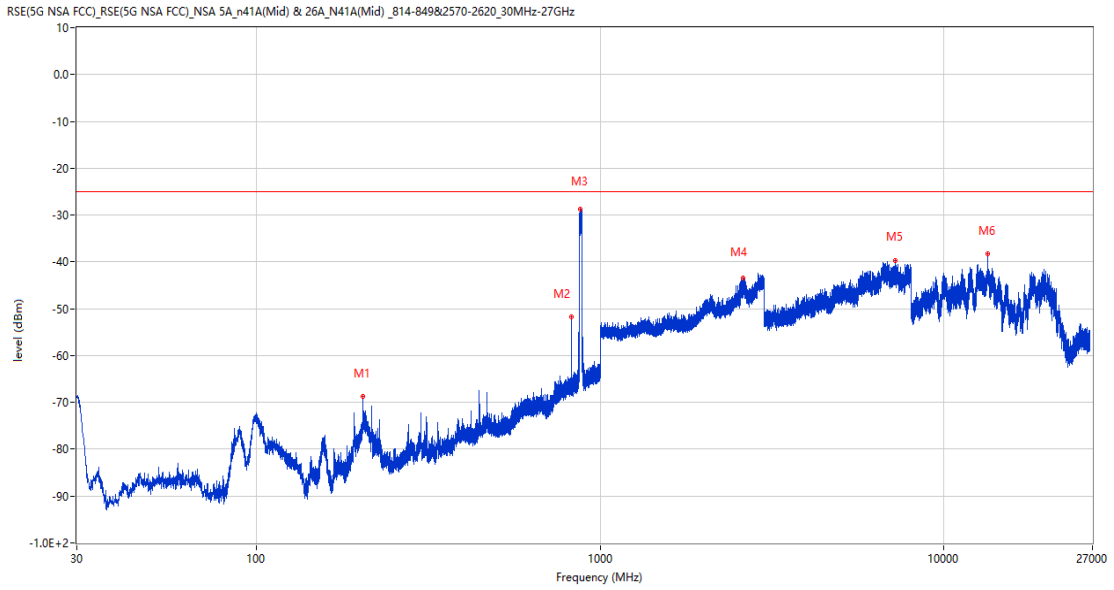
34.1 DC_26A_n41A BW15(LTE)+BW20(NR), QPSK, Middle Chanel

RSE-H&H DC_26A_n41A BW15(LTE)+BW20(NR)



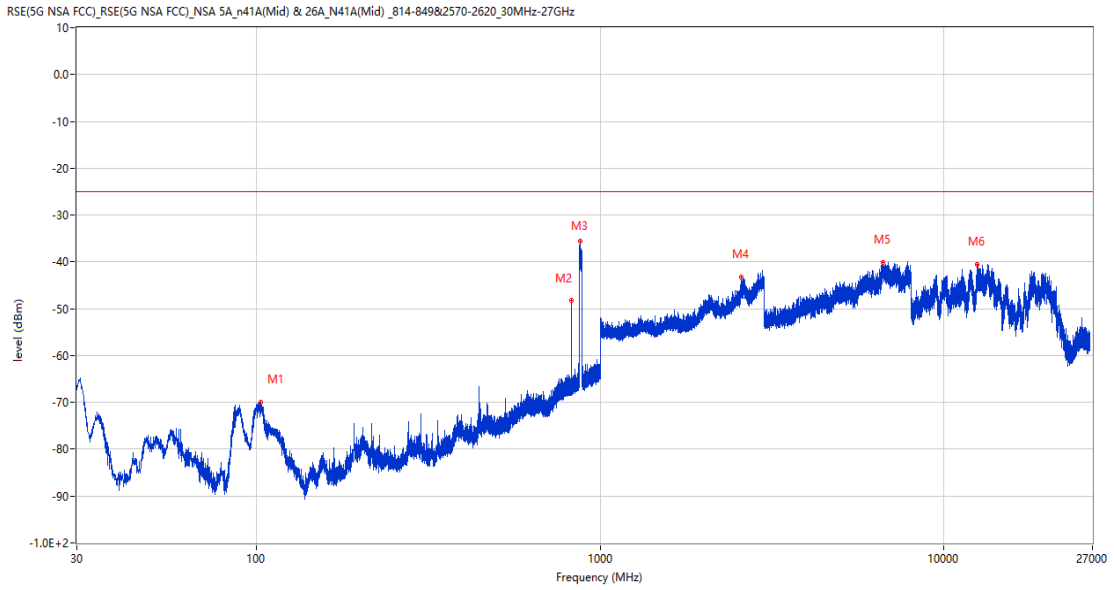
Frequency (MHz)	Result (dBm)	Factor (dB)	PK Limit (dBm)	Over Limit (dB)	Table (o)	ANT	EUT	Verdict
238.016	-80.80	-14.46	-25.0	-55.80	18.00	Horizontal	Horizontal	Pass
882.484	-38.17	4.46	-25.0	-13.17	85.00	Horizontal	Horizontal	N/A
1695.800	-51.49	4.59	-25.0	-26.49	100.00	Horizontal	Horizontal	Pass
2327.500	-48.14	10.25	-25.0	-23.14	242.00	Horizontal	Horizontal	N/A
2714.200	-46.29	16.82	-25.0	-21.29	222.00	Horizontal	Horizontal	Pass
2998.900	-42.70	16.44	-25.0	-17.70	246.00	Horizontal	Horizontal	Pass

RSE-H&V DC_26A_n41A BW15(LTE)+BW20(NR)



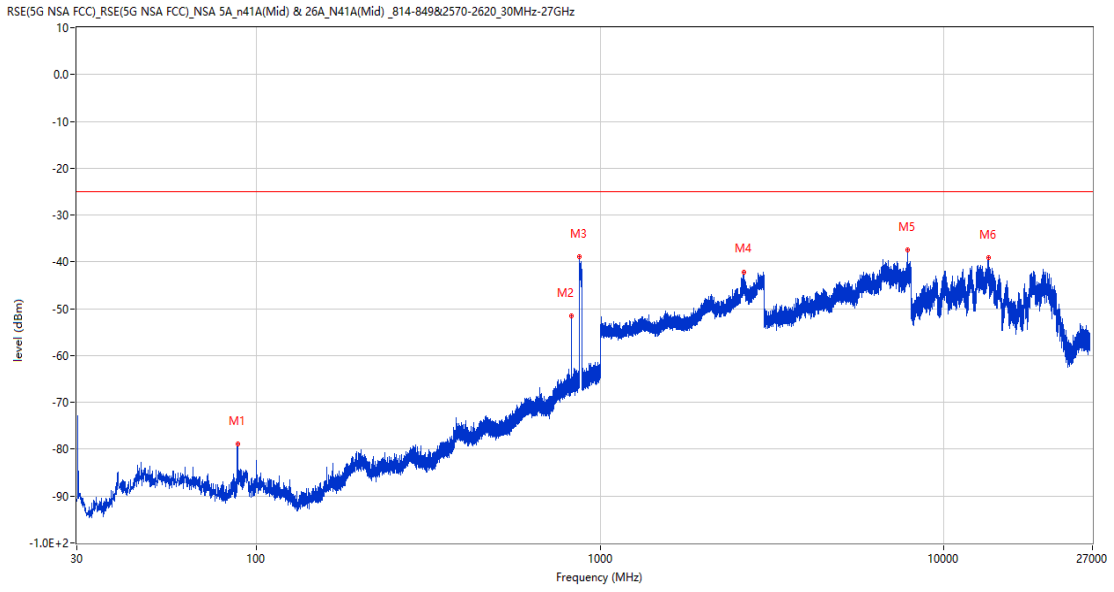
Frequency (MHz)	Result (dBm)	Factor (dB)	PK Limit (dBm)	Over Limit (dB)	Table (o)	ANT	EUT	Verdict
204.164	-68.75	-13.38	-25.0	-43.75	110.00	Horizontal	Vertical	Pass
824.818	-51.74	4.46	-25.0	-26.74	360.00	Horizontal	Vertical	N/A
873.221	-28.69	4.79	-25.0	-3.69	289.00	Horizontal	Vertical	N/A
2598.600	-43.49	10.45	-25.0	-18.49	140.00	Horizontal	Vertical	N/A
7195.750	-39.77	14.82	-25.0	-14.77	184.00	Horizontal	Vertical	Pass
13392.862	-38.35	16.94	-25.0	-13.35	324.00	Horizontal	Vertical	Pass

RSE-V&V DC_26A_n41A BW15(LTE)+BW20(NR)



Frequency (MHz)	Result (dBm)	Factor (dB)	PK Limit (dBm)	Over Limit (dB)	Table (o)	ANT	EUT	Verdict
102.944	-69.97	-18.23	-25.0	-44.97	111.00	Vertical	Vertical	Pass
824.866	-48.13	4.46	-25.0	-23.13	37.00	Vertical	Vertical	N/A
872.348	-35.52	4.94	-25.0	-10.52	118.00	Vertical	Vertical	N/A
2570.900	-43.15	10.24	-25.0	-18.15	18.00	Vertical	Vertical	N/A
6635.750	-40.22	14.86	-25.0	-15.22	149.00	Vertical	Vertical	Pass
12503.238	-40.57	14.67	-25.0	-15.57	14.00	Vertical	Vertical	Pass

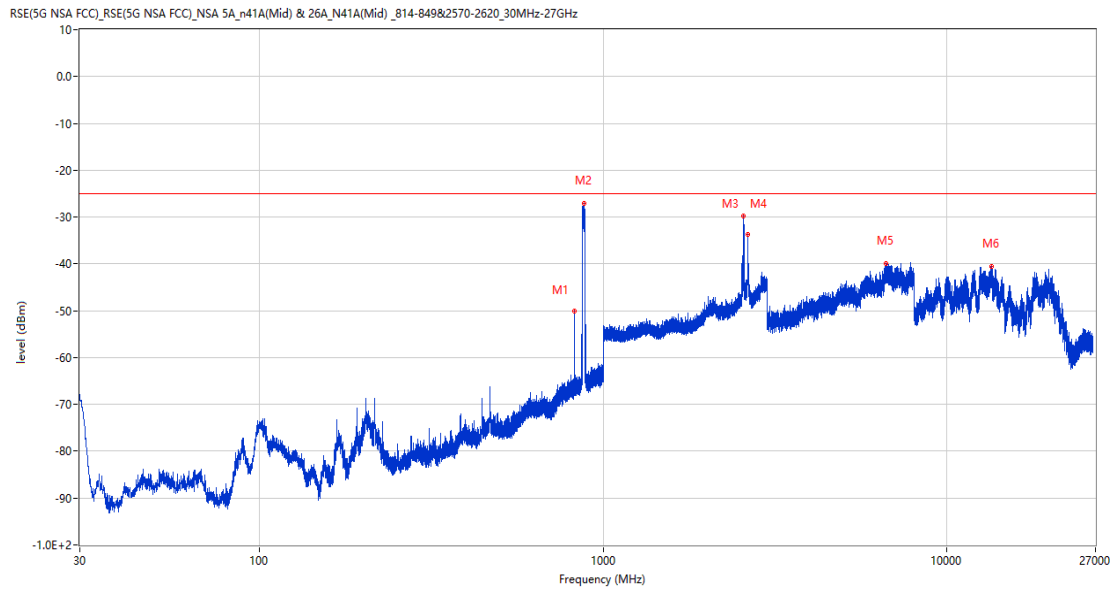
RSE-V&H DC_26A_n41A BW15(LTE)+BW20(NR)



Frequency (MHz)	Result (dBm)	Factor (dB)	PK Limit (dBm)	Over Limit (dB)	Table (o)	ANT	EUT	Verdict
88.006	-78.95	-18.85	-25.0	-53.95	118.00	Vertical	Horizontal	Pass
824.866	-51.59	4.46	-25.0	-26.59	95.00	Vertical	Horizontal	N/A
870.844	-38.93	4.99	-25.0	-13.93	118.00	Vertical	Horizontal	N/A
2613.700	-42.28	10.42	-25.0	-17.28	242.00	Vertical	Horizontal	N/A
7809.500	-37.38	16.24	-25.0	-12.38	269.00	Vertical	Horizontal	Pass
13429.613	-39.08	16.36	-25.0	-14.08	-3.00	Vertical	Horizontal	Pass

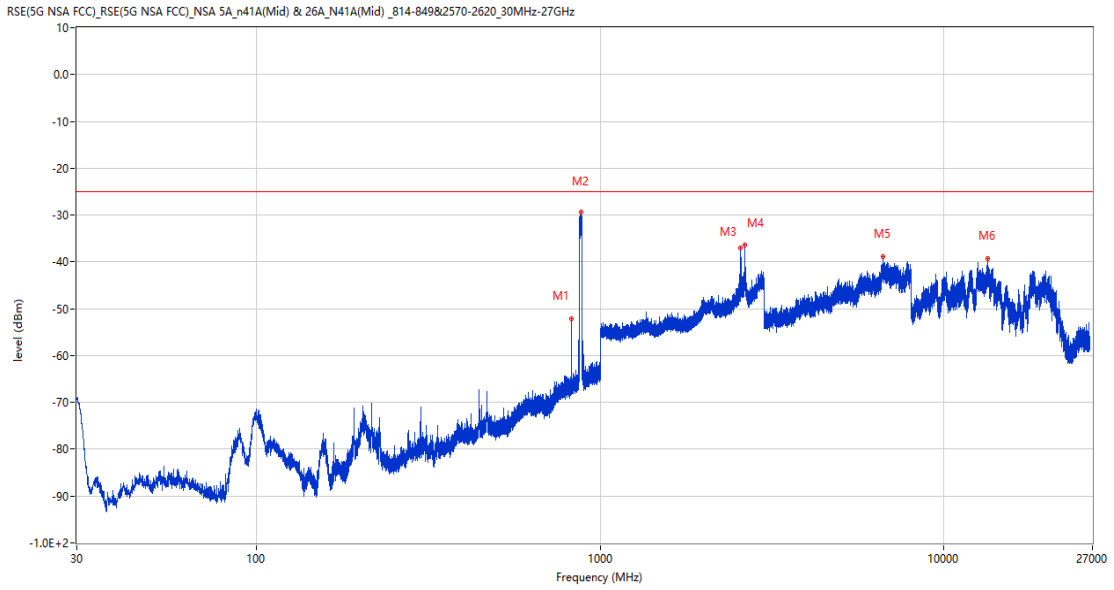
34.2 DC_26A_n41A BW15(LTE)+BW60(NR), QPSK, Middle Chanel

RSE-H&H DC_26A_n41A BW15(LTE)+BW60(NR)



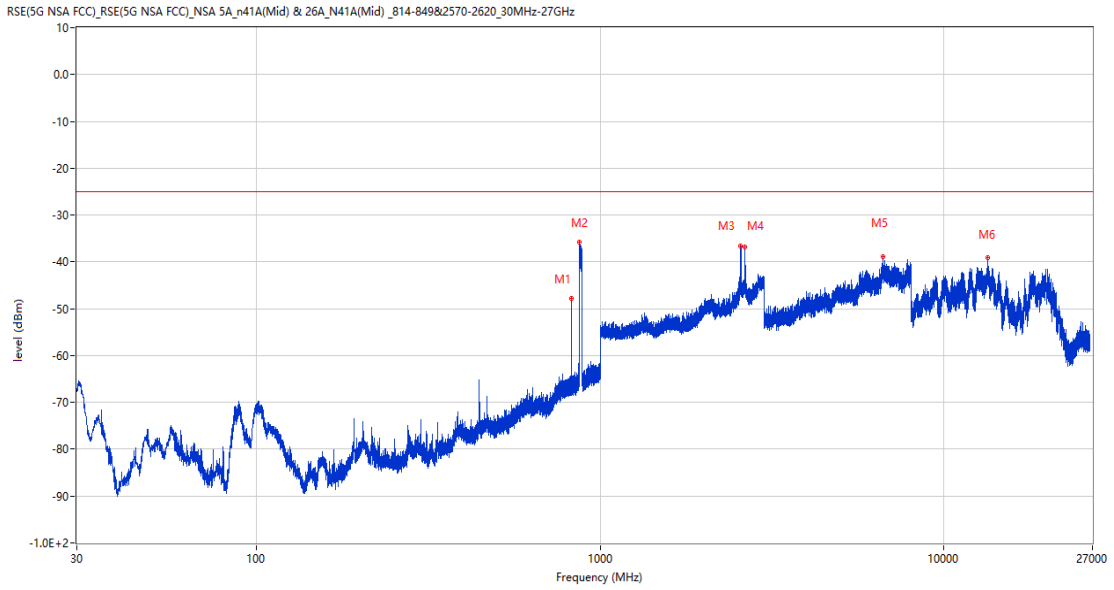
Frequency (MHz)	Result (dBm)	Factor (dB)	PK Limit (dBm)	Over Limit (dB)	Table (o)	ANT	EUT	Verdict
824.866	-50.06	4.46	-25.0	-25.06	88.00	Horizontal	Horizontal	N/A
880.836	-27.09	4.88	-25.0	-2.09	277.00	Horizontal	Horizontal	N/A
2559.700	-29.77	9.92	-25.0	-4.77	153.00	Horizontal	Horizontal	N/A
2626.400	-33.67	10.39	-25.0	-8.67	136.00	Horizontal	Horizontal	N/A
6625.500	-40.01	14.83	-25.0	-15.01	217.00	Horizontal	Horizontal	Pass
13442.475	-40.49	16.08	-25.0	-15.49	321.00	Horizontal	Horizontal	Pass

RSE-H&V DC_26A_n41A BW15(LTE)+BW60(NR)



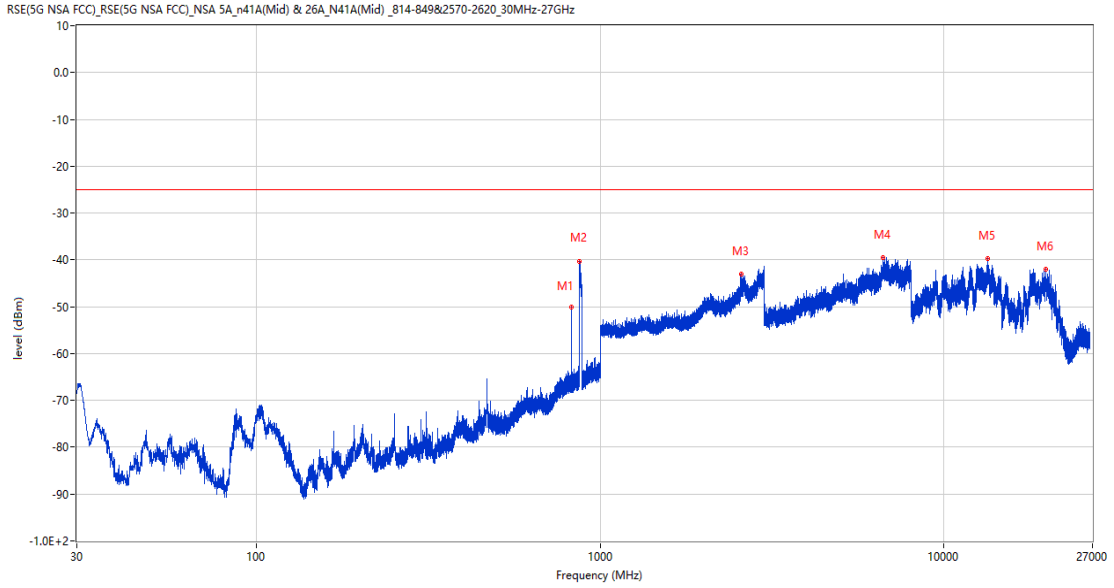
Frequency (MHz)	Result (dBm)	Factor (dB)	PK Limit (dBm)	Over Limit (dB)	Table (o)	ANT	EUT	Verdict
824.866	-52.10	4.46	-25.0	-27.10	360.00	Horizontal	Vertical	N/A
879.526	-29.33	4.80	-25.0	-4.33	277.00	Horizontal	Vertical	N/A
2559.300	-37.02	9.82	-25.0	-12.02	101.00	Horizontal	Vertical	N/A
2627.200	-36.35	10.10	-25.0	-11.35	127.00	Horizontal	Vertical	N/A
6649.000	-38.86	15.18	-25.0	-13.86	237.00	Horizontal	Vertical	Pass
13394.700	-39.35	16.96	-25.0	-14.35	276.00	Horizontal	Vertical	Pass

RSE-V&V DC_26A_n41A BW15(LTE)+BW60(NR)



Frequency (MHz)	Result (dBm)	Factor (dB)	PK Limit (dBm)	Over Limit (dB)	Table (o)	ANT	EUT	Verdict
824.866	-47.72	4.46	-25.0	-22.72	54.00	Vertical	Vertical	N/A
870.505	-35.87	4.94	-25.0	-10.87	117.00	Vertical	Vertical	N/A
2562.300	-36.69	10.17	-25.0	-11.69	188.00	Vertical	Vertical	N/A
2633.200	-36.79	9.49	-25.0	-11.79	327.00	Vertical	Vertical	N/A
6631.000	-38.96	14.80	-25.0	-13.96	55.00	Vertical	Vertical	Pass
13393.388	-39.18	16.95	-25.0	-14.18	6.00	Vertical	Vertical	Pass

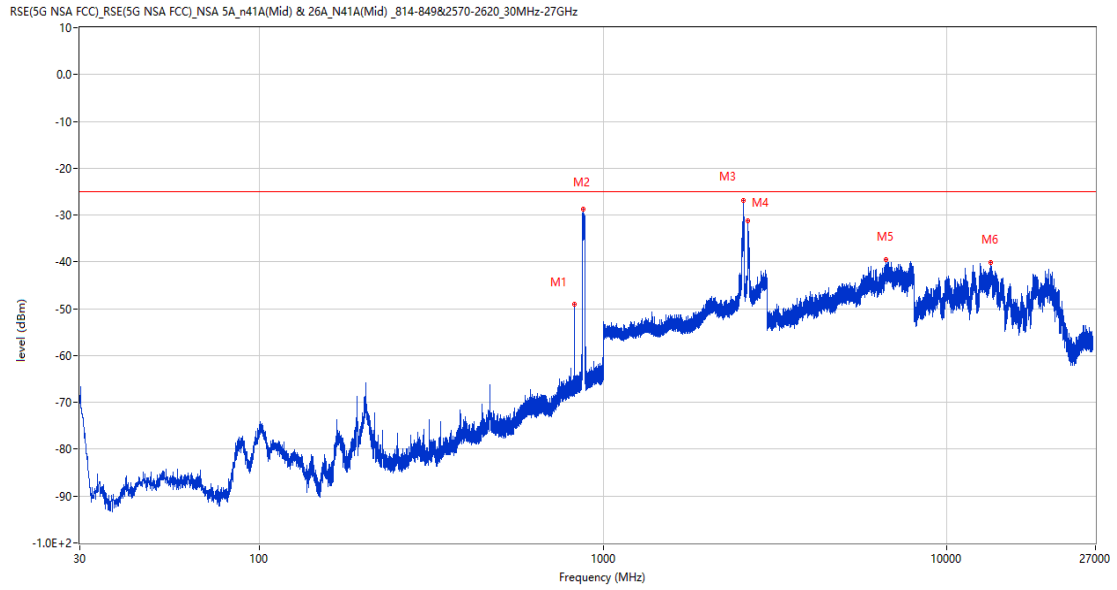
RSE-V&H DC_26A_n41A BW15(LTE)+BW60(NR)



Frequency (MHz)	Result (dBm)	Factor (dB)	PK Limit (dBm)	Over Limit (dB)	Table (o)	ANT	EUT	Verdict
824.866	-50.17	4.46	-25.0	-25.17	47.00	Vertical	Horizontal	N/A
870.359	-40.25	4.97	-25.0	-15.25	161.00	Vertical	Horizontal	N/A
2576.600	-42.94	10.28	-25.0	-17.94	104.00	Vertical	Horizontal	N/A
6632.750	-39.42	14.93	-25.0	-14.42	202.00	Vertical	Horizontal	Pass
13374.488	-39.72	16.77	-25.0	-14.72	361.00	Vertical	Horizontal	Pass
19714.025	-42.00	12.94	-25.0	-17.00	107.00	Vertical	Horizontal	Pass

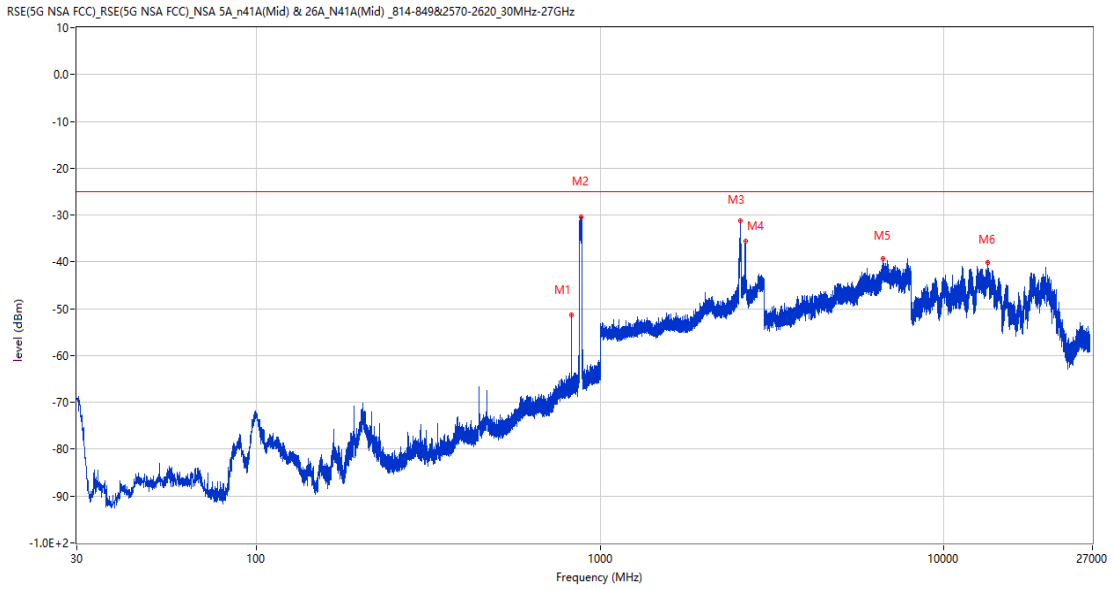
34.3 DC_26A_n41A BW15(LTE)+BW100(NR), QPSK, Middle Chanel

RSE-H&H DC_26A_n41A BW15(LTE)+BW100(NR)



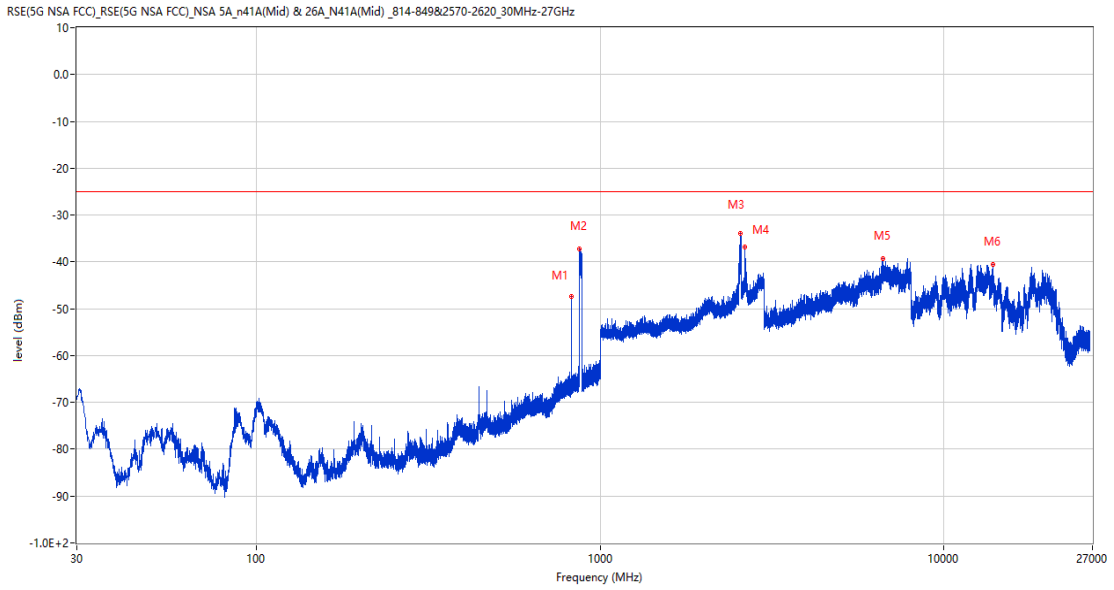
Frequency (MHz)	Result (dBm)	Factor (dB)	PK Limit (dBm)	Over Limit (dB)	Table (o)	ANT	EUT	Verdict
824.866	-48.98	4.46	-25.0	-23.98	132.00	Horizontal	Horizontal	N/A
871.572	-28.78	5.03	-25.0	-3.78	264.00	Horizontal	Horizontal	N/A
2561.700	-26.93	10.17	-25.0	-1.93	139.00	Horizontal	Horizontal	N/A
2631.300	-31.30	9.52	-25.0	-6.30	129.00	Horizontal	Horizontal	N/A
6657.000	-39.50	14.96	-25.0	-14.50	140.00	Horizontal	Horizontal	Pass
13387.088	-40.05	16.89	-25.0	-15.05	110.00	Horizontal	Horizontal	Pass

RSE-H&V DC_26A_n41A BW15(LTE)+BW100(NR)



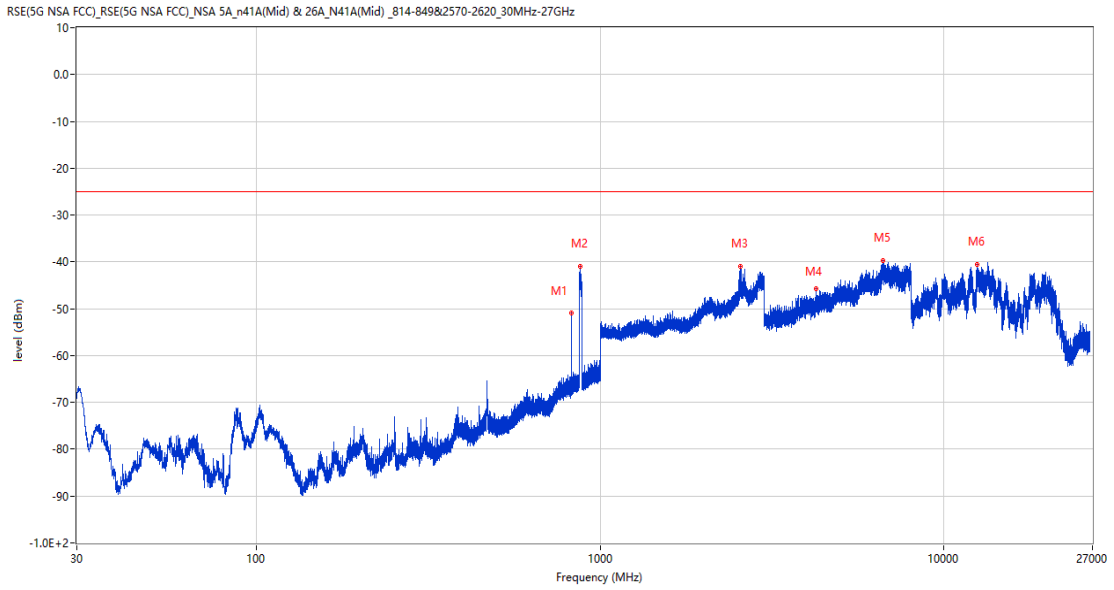
Frequency (MHz)	Result (dBm)	Factor (dB)	PK Limit (dBm)	Over Limit (dB)	Table (o)	ANT	EUT	Verdict
824.866	-51.34	4.46	-25.0	-26.34	13.00	Horizontal	Vertical	N/A
881.078	-30.42	4.87	-25.0	-5.42	278.00	Horizontal	Vertical	N/A
2561.100	-31.28	10.16	-25.0	-6.28	110.00	Horizontal	Vertical	N/A
2640.700	-35.53	9.71	-25.0	-10.53	193.00	Horizontal	Vertical	N/A
6648.250	-39.41	15.15	-25.0	-14.41	78.00	Horizontal	Vertical	Pass
13367.925	-40.06	16.71	-25.0	-15.06	257.00	Horizontal	Vertical	Pass

RSE-V&V DC_26A_n41A BW15(LTE)+BW100(NR)



Frequency (MHz)	Result (dBm)	Factor (dB)	PK Limit (dBm)	Over Limit (dB)	Table (o)	ANT	EUT	Verdict
824.915	-47.43	4.46	-25.0	-22.43	-2.00	Vertical	Vertical	Pass
870.796	-37.31	4.98	-25.0	-12.31	111.00	Vertical	Vertical	Pass
2557.100	-33.89	8.88	-25.0	-8.89	67.00	Vertical	Vertical	Pass
2631.900	-36.76	9.49	-25.0	-11.76	93.00	Vertical	Vertical	Pass
6645.500	-39.27	15.17	-25.0	-14.27	46.00	Vertical	Vertical	Pass
13879.012	-40.54	15.17	-25.0	-15.54	181.00	Vertical	Vertical	Pass

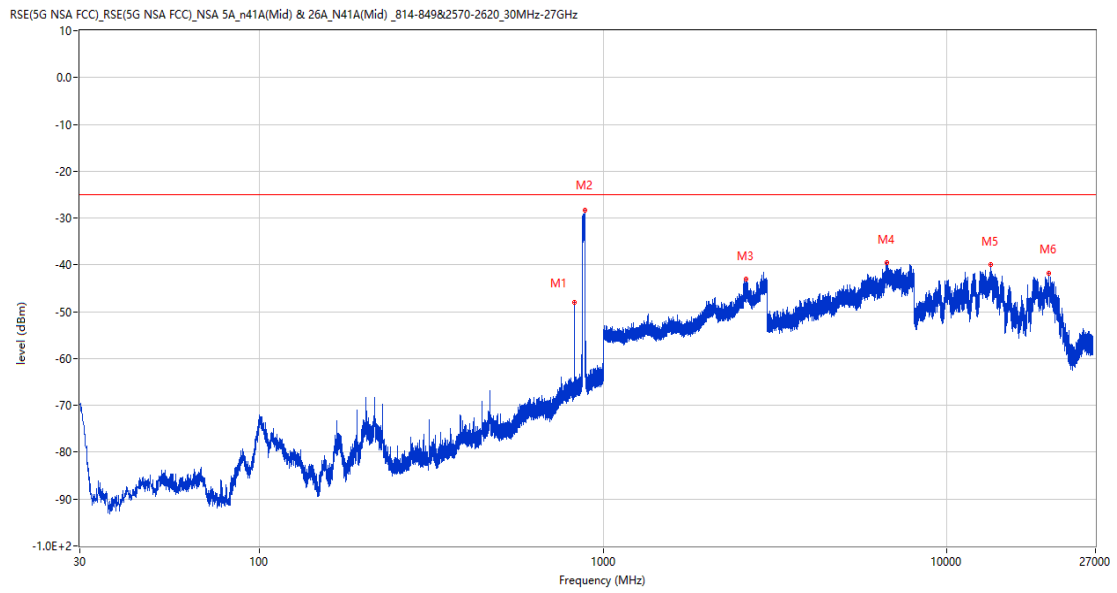
RSE-V&H DC_26A_n41A BW15(LTE)+BW100(NR)



Frequency (MHz)	Result (dBm)	Factor (dB)	PK Limit (dBm)	Over Limit (dB)	Table (o)	ANT	EUT	Verdict
824.866	-50.89	4.46	-25.0	-25.89	40.00	Vertical	Horizontal	N/A
871.718	-41.03	5.01	-25.0	-16.03	66.00	Vertical	Horizontal	N/A
2559.300	-40.90	9.82	-25.0	-15.90	18.00	Vertical	Horizontal	N/A
4237.000	-45.78	8.89	-25.0	-20.78	212.00	Vertical	Horizontal	Pass
6641.500	-39.67	15.00	-25.0	-14.67	310.00	Vertical	Horizontal	Pass
12504.424	-40.48	14.65	-25.0	-15.48	156.00	Vertical	Horizontal	Pass

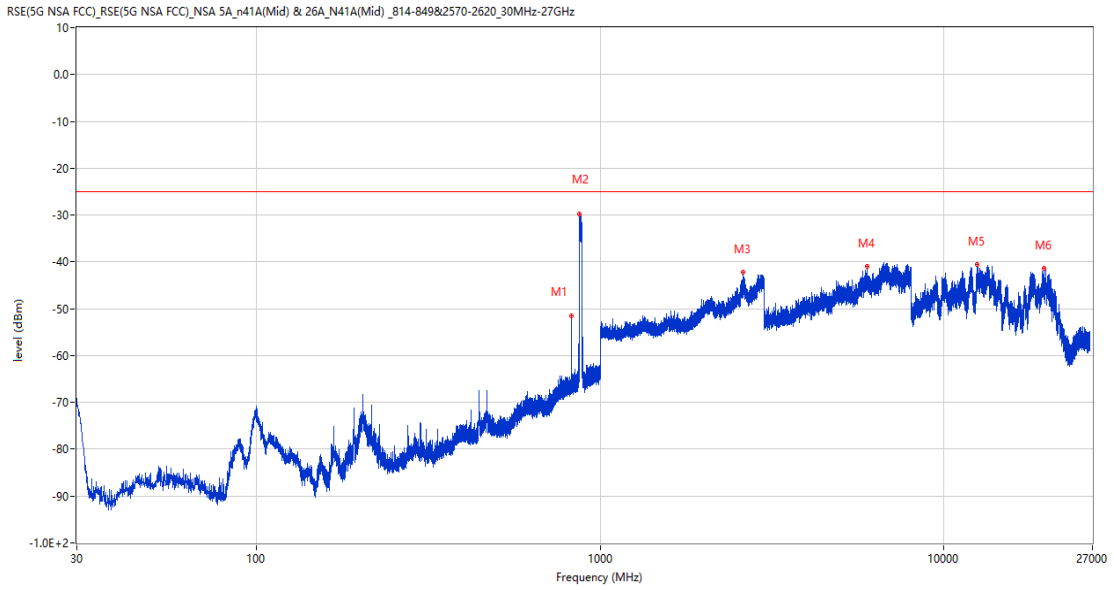
34.4 DC_26A_n41A BW15(LTE)+BW20(NR), PI/2 BPSK, Middle Chanel

RSE-H&H DC_26A_n41A BW15(LTE)+BW20(NR)



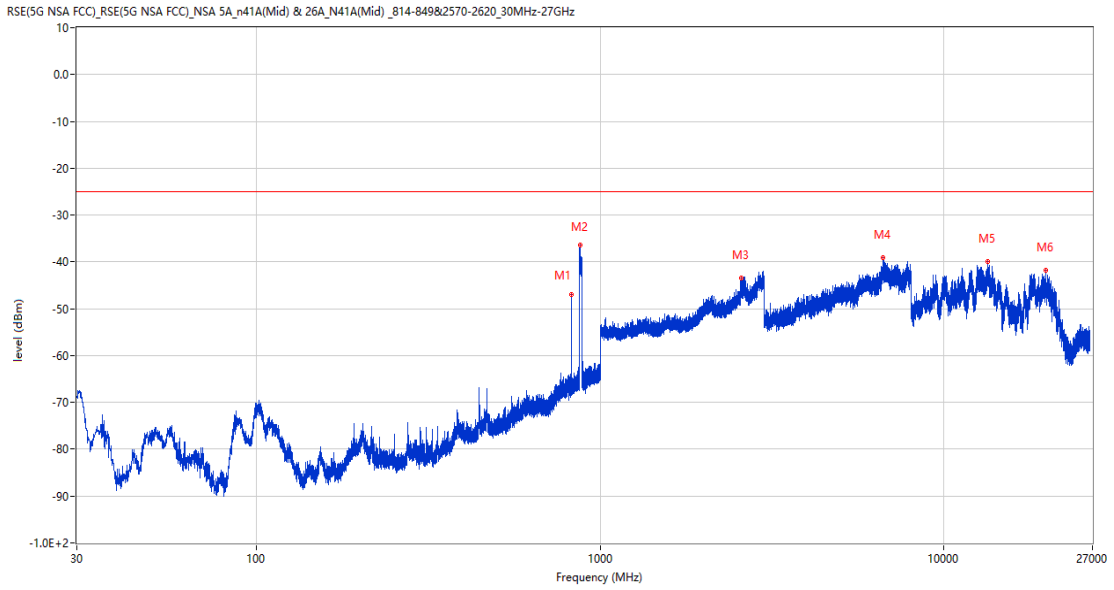
Frequency (MHz)	Result (dBm)	Factor (dB)	PK Limit (dBm)	Over Limit (dB)	Table (o)	ANT	EUT	Verdict
824.818	-48.08	4.46	-25.0	-23.08	85.00	Horizontal	Horizontal	N/A
882.775	-28.39	4.99	-25.0	-3.39	271.00	Horizontal	Horizontal	N/A
2598.600	-43.03	10.45	-25.0	-18.03	134.00	Horizontal	Horizontal	N/A
6663.750	-39.56	14.67	-25.0	-14.56	219.00	Horizontal	Horizontal	Pass
13394.962	-39.96	16.96	-25.0	-14.96	-3.00	Horizontal	Horizontal	Pass
19756.100	-41.82	12.94	-25.0	-16.82	-1.00	Horizontal	Horizontal	Pass

RSE-H&V DC_26A_n41A BW15(LTE)+BW20(NR)



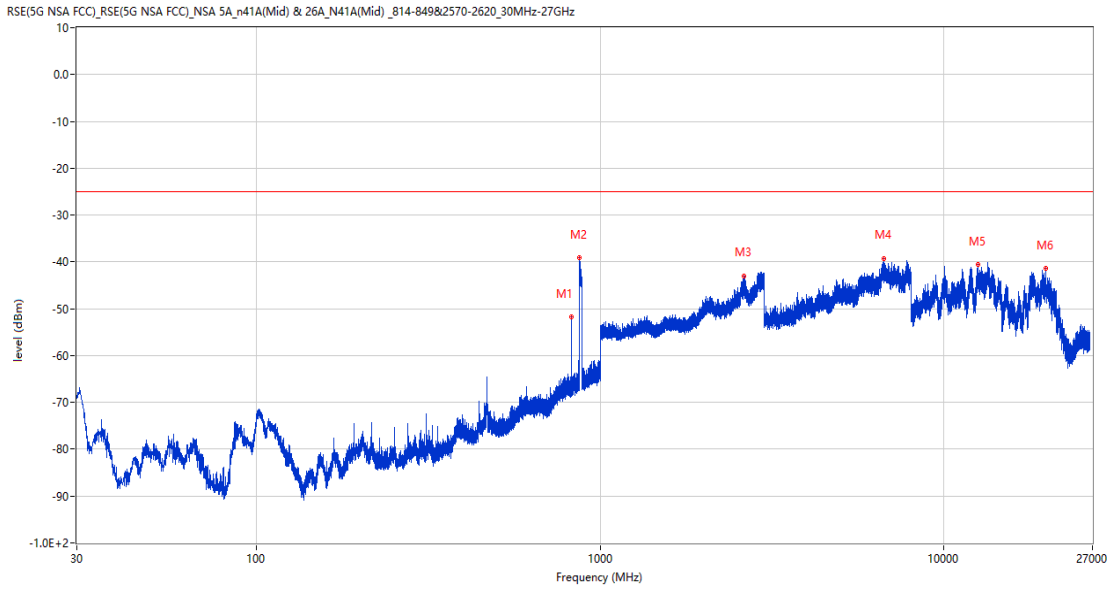
Frequency (MHz)	Result (dBm)	Factor (dB)	PK Limit (dBm)	Over Limit (dB)	Table (o)	ANT	EUT	Verdict
824.866	-51.43	4.46	-25.0	-26.43	359.00	Horizontal	Vertical	N/A
870.166	-29.83	5.02	-25.0	-4.83	291.00	Horizontal	Vertical	N/A
2597.300	-42.27	10.44	-25.0	-17.27	315.00	Horizontal	Vertical	N/A
5981.000	-41.02	12.87	-25.0	-16.02	299.00	Horizontal	Vertical	Pass
12498.013	-40.61	14.70	-25.0	-15.61	116.00	Horizontal	Vertical	Pass
19512.150	-41.29	12.93	-25.0	-16.29	176.00	Horizontal	Vertical	Pass

RSE-V&V DC_26A_n41A BW15(LTE)+BW20(NR)



Frequency (MHz)	Result (dBm)	Factor (dB)	PK Limit (dBm)	Over Limit (dB)	Table (o)	ANT	EUT	Verdict
824.866	-47.00	4.46	-25.0	-22.00	26.00	Vertical	Vertical	N/A
872.639	-36.37	4.88	-25.0	-11.37	120.00	Vertical	Vertical	N/A
2576.000	-43.45	10.28	-25.0	-18.45	-2.00	Vertical	Vertical	Pass
6647.750	-39.08	15.13	-25.0	-14.08	62.00	Vertical	Vertical	Pass
13393.388	-39.83	16.95	-25.0	-14.83	361.00	Vertical	Vertical	Pass
19780.749	-41.85	12.94	-25.0	-16.85	363.00	Vertical	Vertical	Pass

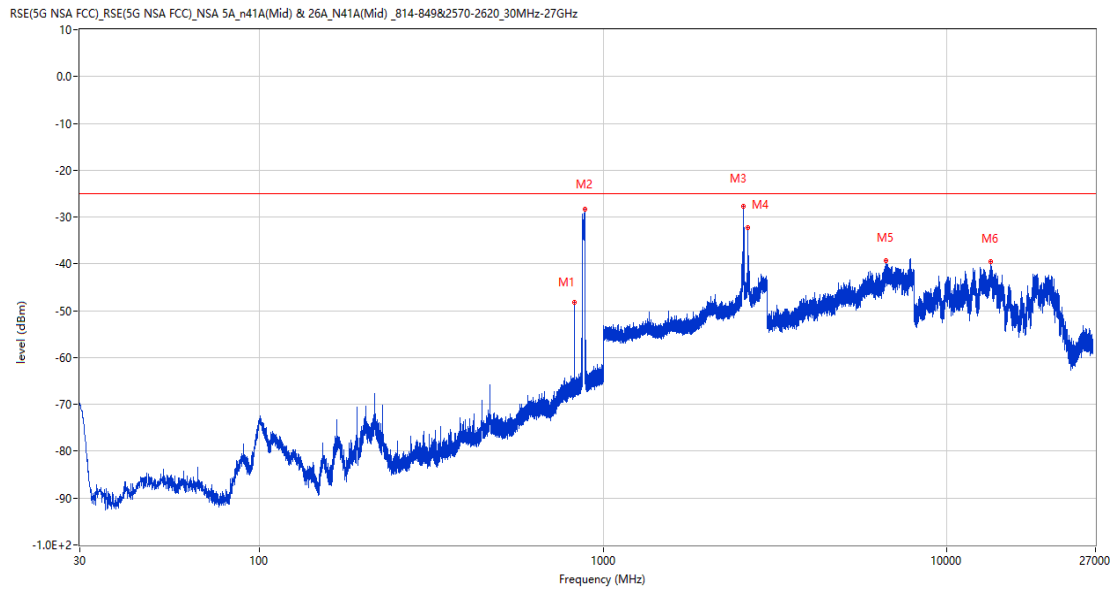
RSE-V&H DC_26A_n41A BW15(LTE)+BW20(NR)



Frequency (MHz)	Result (dBm)	Factor (dB)	PK Limit (dBm)	Over Limit (dB)	Table (o)	ANT	EUT	Verdict
824.915	-51.78	4.46	-25.0	-26.78	21.00	Vertical	Horizontal	N/A
870.166	-39.13	5.02	-25.0	-14.13	143.00	Vertical	Horizontal	N/A
2614.100	-43.04	10.42	-25.0	-18.04	214.00	Vertical	Horizontal	N/A
6661.500	-39.35	14.76	-25.0	-14.35	32.00	Vertical	Horizontal	Pass
12547.888	-40.60	13.95	-25.0	-15.60	97.00	Vertical	Horizontal	Pass
19725.074	-41.43	12.94	-25.0	-16.43	301.00	Vertical	Horizontal	Pass

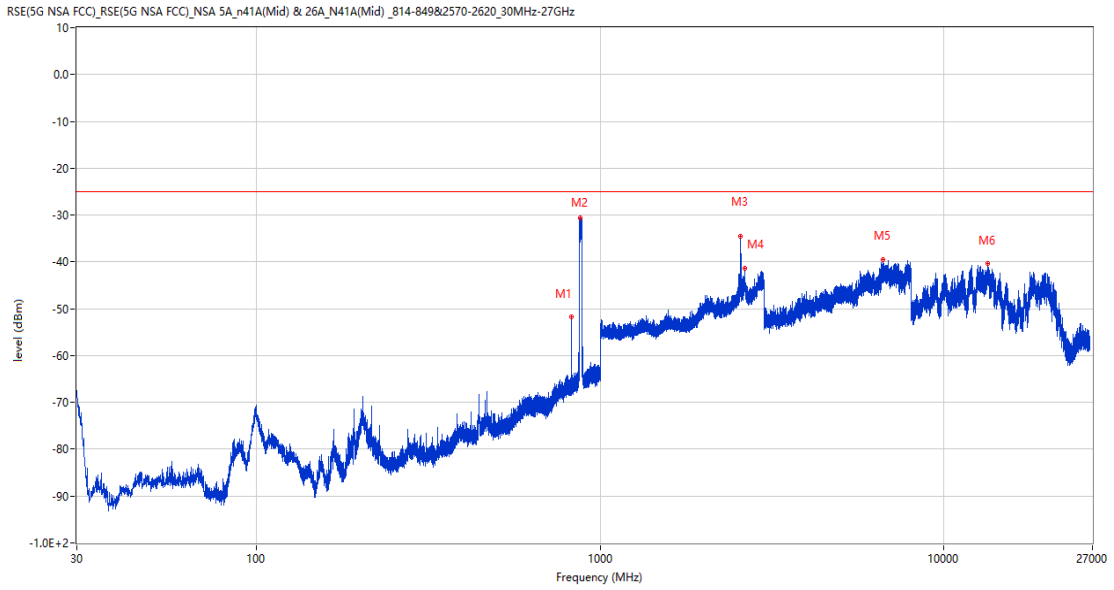
34.5 DC_26A_n41A BW15(LTE)+BW60(NR), PI/2 BPSK, Middle Chanel

RSE-H&H DC_26A_n41A BW15(LTE)+BW60(NR)



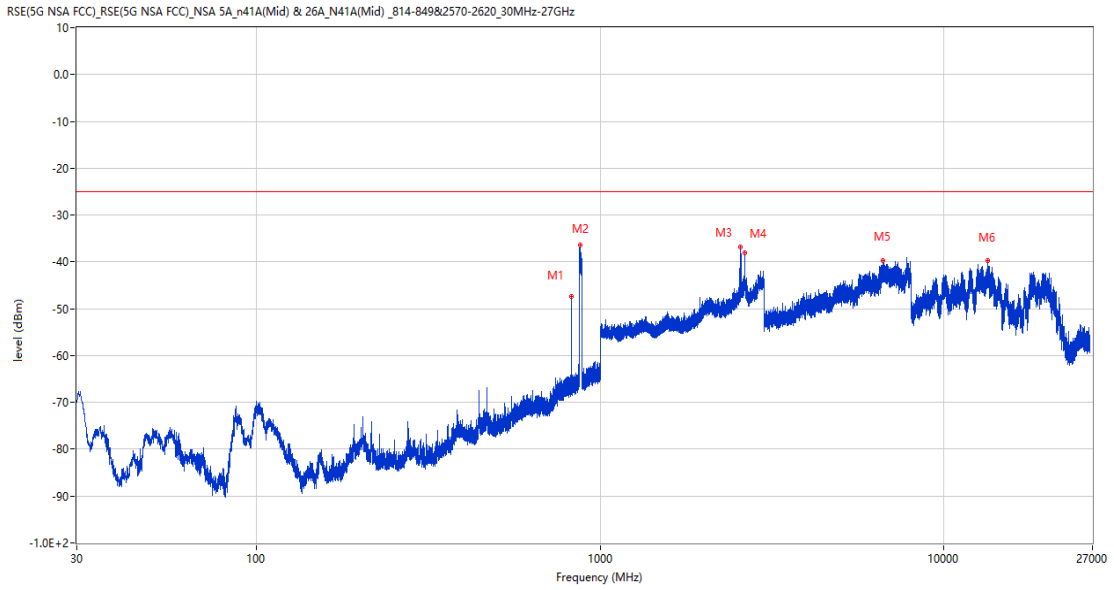
Frequency (MHz)	Result (dBm)	Factor (dB)	PK Limit (dBm)	Over Limit (dB)	Table (o)	ANT	EUT	Verdict
824.915	-48.21	4.46	-25.0	-23.21	94.00	Horizontal	Horizontal	N/A
882.533	-28.40	4.99	-25.0	-3.40	286.00	Horizontal	Horizontal	N/A
2559.000	-27.75	9.69	-25.0	-2.75	136.00	Horizontal	Horizontal	N/A
2628.100	-32.33	9.82	-25.0	-7.33	136.00	Horizontal	Horizontal	N/A
6642.750	-39.40	15.15	-25.0	-14.40	83.00	Horizontal	Horizontal	Pass
13409.925	-39.53	16.79	-25.0	-14.53	80.00	Horizontal	Horizontal	Pass

RSE-H&V DC_26A_n41A BW15(LTE)+BW60(NR)



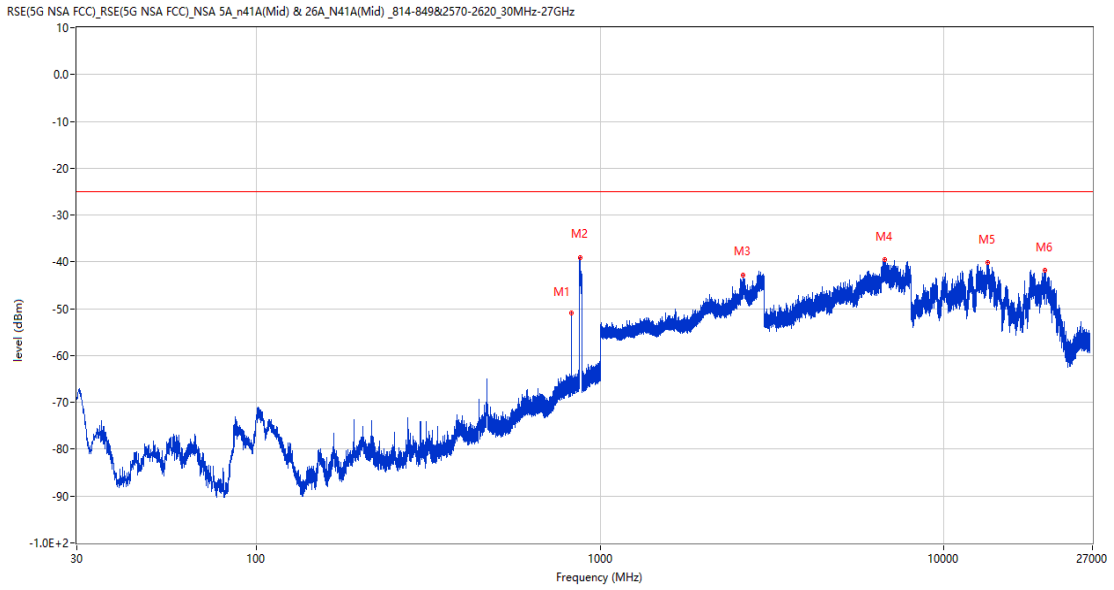
Frequency (MHz)	Result (dBm)	Factor (dB)	PK Limit (dBm)	Over Limit (dB)	Table (o)	ANT	EUT	Verdict
824.866	-51.81	4.46	-25.0	-26.81	28.00	Horizontal	Vertical	N/A
874.094	-30.67	4.81	-25.0	-5.67	291.00	Horizontal	Vertical	N/A
2559.200	-34.57	9.78	-25.0	-9.57	109.00	Horizontal	Vertical	N/A
2627.200	-41.42	10.10	-25.0	-16.42	151.00	Horizontal	Vertical	N/A
6649.750	-39.42	15.14	-25.0	-14.42	205.00	Horizontal	Vertical	Pass
13392.338	-40.38	16.94	-25.0	-15.38	31.00	Horizontal	Vertical	Pass

RSE-V&V DC_26A_n41A BW15(LTE)+BW60(NR)



Frequency (MHz)	Result (dBm)	Factor (dB)	PK Limit (dBm)	Over Limit (dB)	Table (o)	ANT	EUT	Verdict
824.818	-47.38	4.46	-25.0	-22.38	39.00	Vertical	Vertical	N/A
872.591	-36.39	4.89	-25.0	-11.39	127.00	Vertical	Vertical	N/A
2560.500	-36.74	10.06	-25.0	-11.74	59.00	Vertical	Vertical	N/A
2630.200	-38.09	9.60	-25.0	-13.09	84.00	Vertical	Vertical	N/A
6623.500	-39.79	14.60	-25.0	-14.79	94.00	Vertical	Vertical	Pass
13386.037	-39.72	16.88	-25.0	-14.72	361.00	Vertical	Vertical	Pass

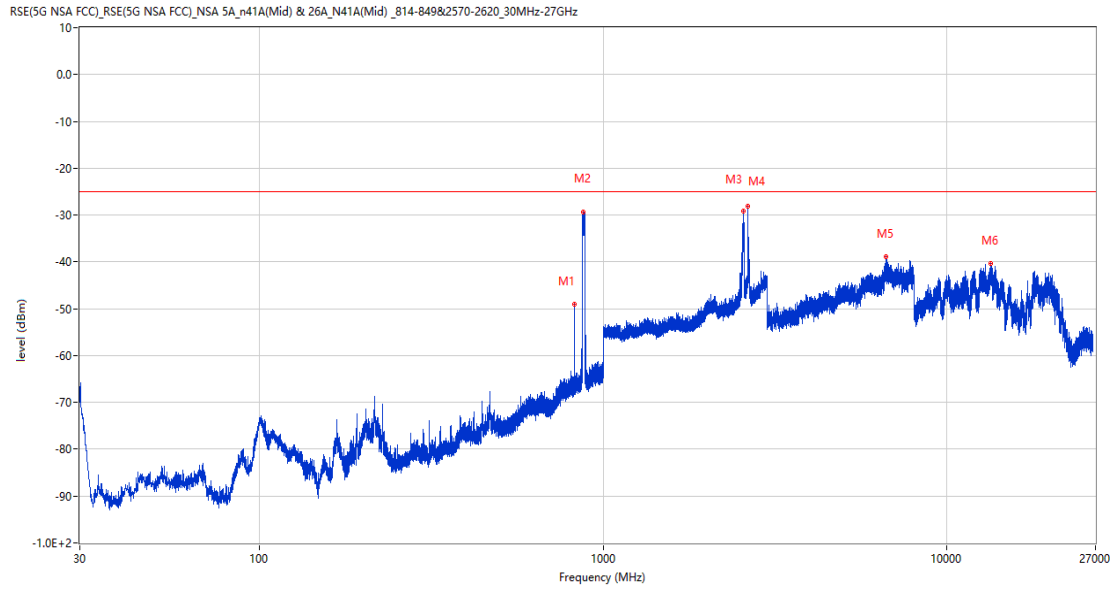
RSE-V&H DC_26A_n41A BW15(LTE)+BW60(NR)



Frequency (MHz)	Result (dBm)	Factor (dB)	PK Limit (dBm)	Over Limit (dB)	Table (o)	ANT	EUT	Verdict
824.769	-50.81	4.46	-25.0	-25.81	31.00	Vertical	Horizontal	N/A
872.591	-39.02	4.89	-25.0	-14.02	164.00	Vertical	Horizontal	N/A
2599.500	-42.90	10.46	-25.0	-17.90	281.00	Vertical	Horizontal	N/A
6724.500	-39.47	15.59	-25.0	-14.47	341.00	Vertical	Horizontal	Pass
13389.975	-40.05	16.92	-25.0	-15.05	103.00	Vertical	Horizontal	Pass
19653.249	-41.78	12.93	-25.0	-16.78	179.00	Vertical	Horizontal	Pass

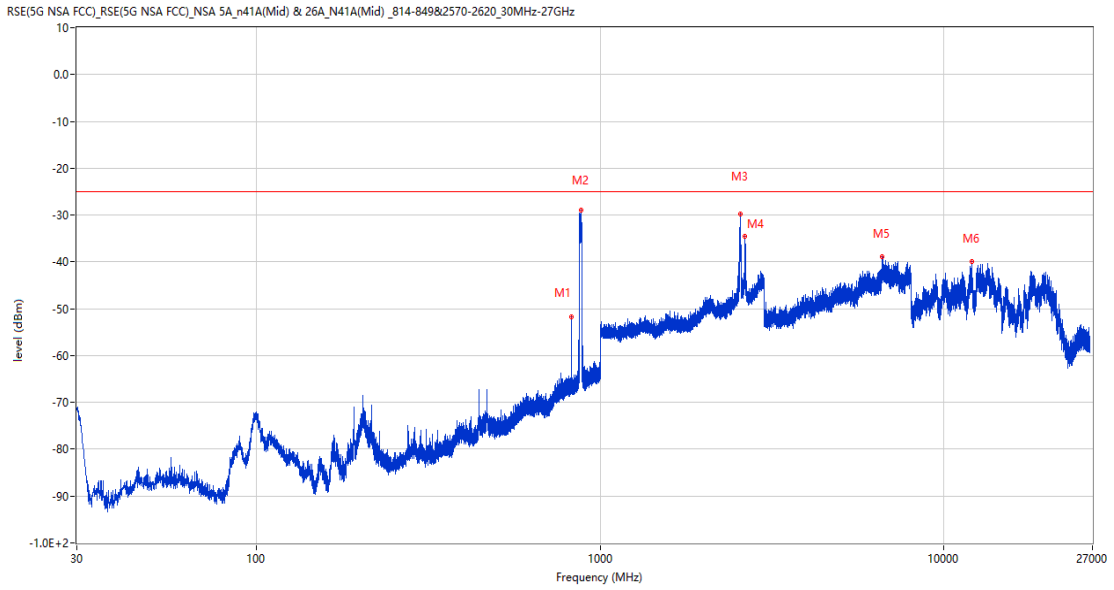
34.6 DC_26A_n41A BW15(LTE)+BW100(NR),PI/2 BPSK, Middle Chanel

RSE-H&H DC_26A_n41A BW15(LTE)+BW100(NR)



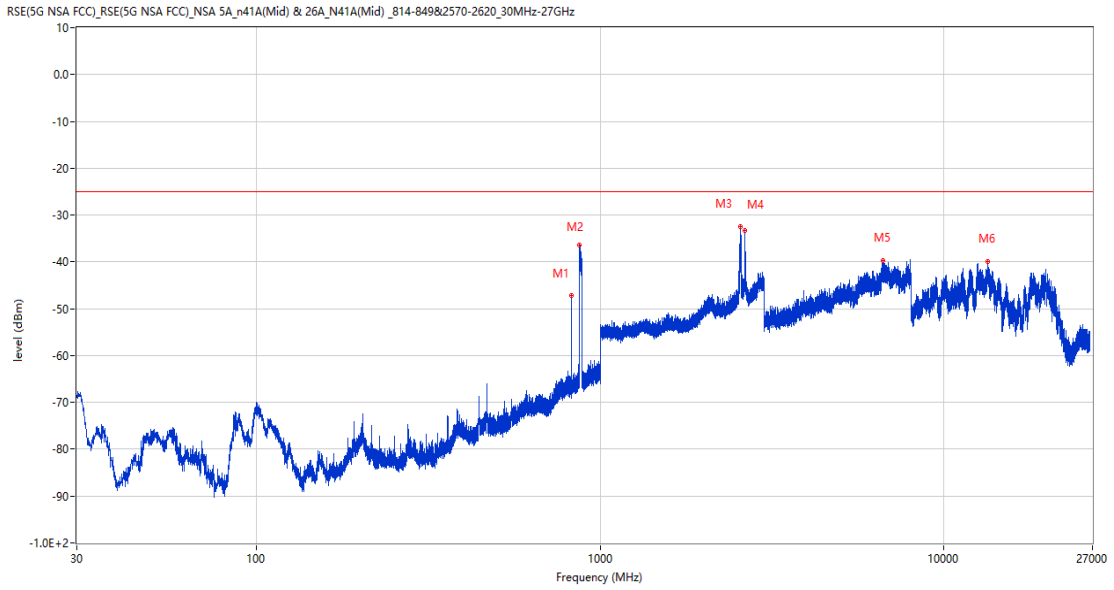
Frequency (MHz)	Result (dBm)	Factor (dB)	PK Limit (dBm)	Over Limit (dB)	Table (o)	ANT	EUT	Verdict
824.818	-49.05	4.46	-25.0	-24.05	85.00	Horizontal	Horizontal	N/A
874.967	-29.29	4.87	-25.0	-4.29	280.00	Horizontal	Horizontal	N/A
2562.100	-29.20	10.17	-25.0	-4.20	118.00	Horizontal	Horizontal	N/A
2631.800	-28.17	9.50	-25.0	-3.17	152.00	Horizontal	Horizontal	N/A
6629.000	-38.93	14.73	-25.0	-13.93	278.00	Horizontal	Horizontal	Pass
13417.800	-40.28	16.62	-25.0	-15.28	179.00	Horizontal	Horizontal	Pass

RSE-H&V DC_26A_n41A BW15(LTE)+BW100(NR)



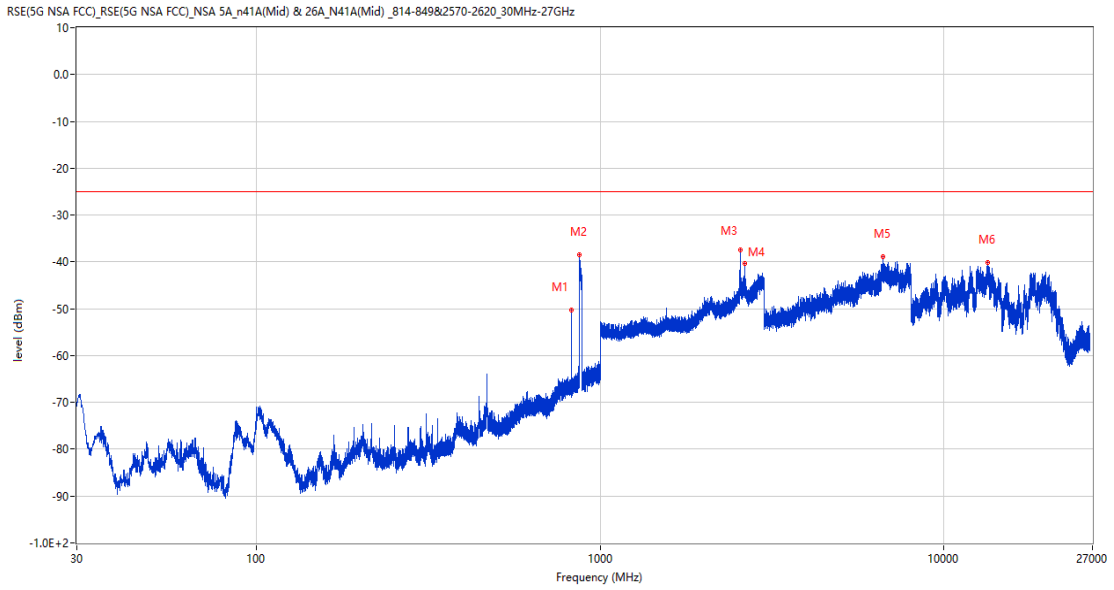
Frequency (MHz)	Result (dBm)	Factor (dB)	PK Limit (dBm)	Over Limit (dB)	Table (o)	ANT	EUT	Verdict
824.866	-51.77	4.46	-25.0	-26.77	37.00	Horizontal	Vertical	N/A
880.496	-28.93	4.87	-25.0	-3.93	286.00	Horizontal	Vertical	N/A
2557.400	-29.85	9.02	-25.0	-4.85	94.00	Horizontal	Vertical	N/A
2637.600	-34.56	9.57	-25.0	-9.56	119.00	Horizontal	Vertical	N/A
6581.000	-38.99	14.30	-25.0	-13.99	77.00	Horizontal	Vertical	Pass
12015.651	-39.82	13.33	-25.0	-14.82	325.00	Horizontal	Vertical	Pass

RSE-V&V DC_26A_n41A BW15(LTE)+BW100(NR)



Frequency (MHz)	Result (dBm)	Factor (dB)	PK Limit (dBm)	Over Limit (dB)	Table (o)	ANT	EUT	Verdict
824.818	-47.25	4.46	-25.0	-22.25	14.00	Vertical	Vertical	N/A
870.020	-36.44	5.05	-25.0	-11.44	139.00	Vertical	Vertical	N/A
2557.500	-32.57	9.07	-25.0	-7.57	80.00	Vertical	Vertical	N/A
2632.600	-33.34	9.45	-25.0	-8.34	71.00	Vertical	Vertical	N/A
6642.750	-39.82	15.15	-25.0	-14.82	322.00	Vertical	Vertical	Pass
13374.750	-39.88	16.77	-25.0	-14.88	360.00	Vertical	Vertical	Pass

RSE-V&H DC_26A_n41A BW15(LTE)+BW100(NR)

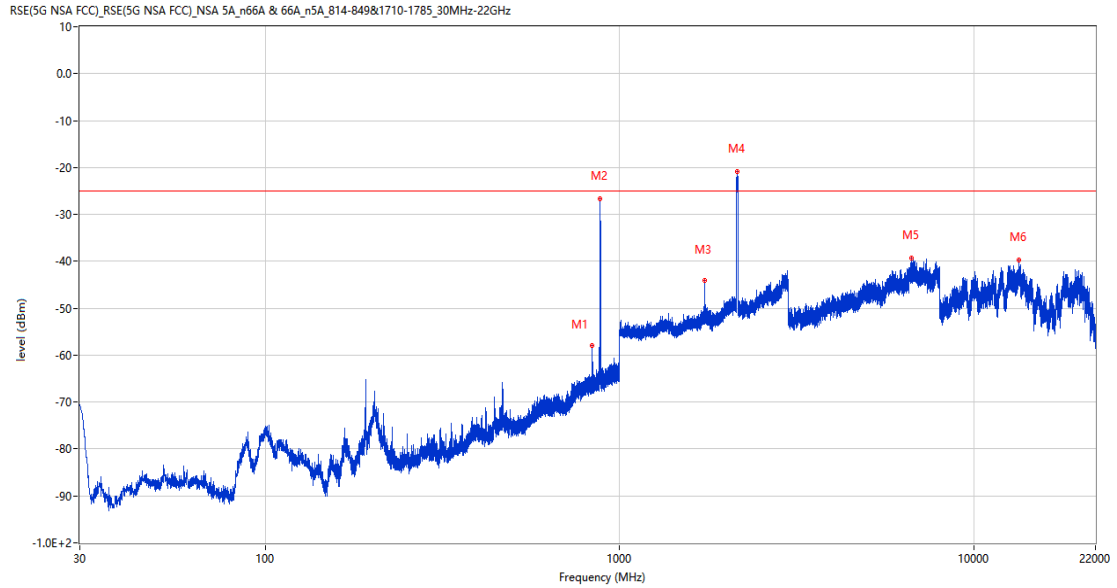


Frequency (MHz)	Result (dBm)	Factor (dB)	PK Limit (dBm)	Over Limit (dB)	Table (o)	ANT	EUT	Verdict
824.915	-50.31	4.46	-25.0	-25.31	44.00	Vertical	Horizontal	N/A
870.068	-38.57	5.04	-25.0	-13.57	151.00	Vertical	Horizontal	N/A
2557.300	-37.50	8.97	-25.0	-12.50	43.00	Vertical	Horizontal	N/A
2627.500	-40.34	9.97	-25.0	-15.34	221.00	Vertical	Horizontal	N/A
6654.250	-38.82	14.97	-25.0	-13.82	298.00	Vertical	Horizontal	Pass
13398.901	-40.08	17.00	-25.0	-15.08	108.00	Vertical	Horizontal	Pass

35 DC_66A_n5A

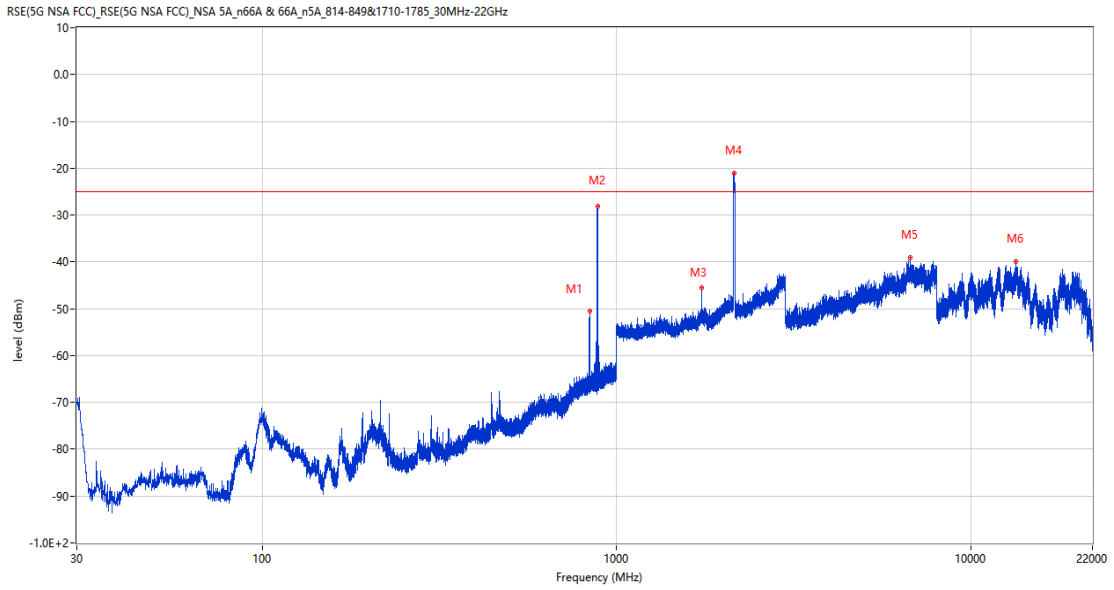
35.1 DC_66A_n5A BW20(LTE)+BW5(NR), QPSK, Middle Chanel

RSE-H&H DC_66A_n5A BW20(LTE)+BW5(NR)



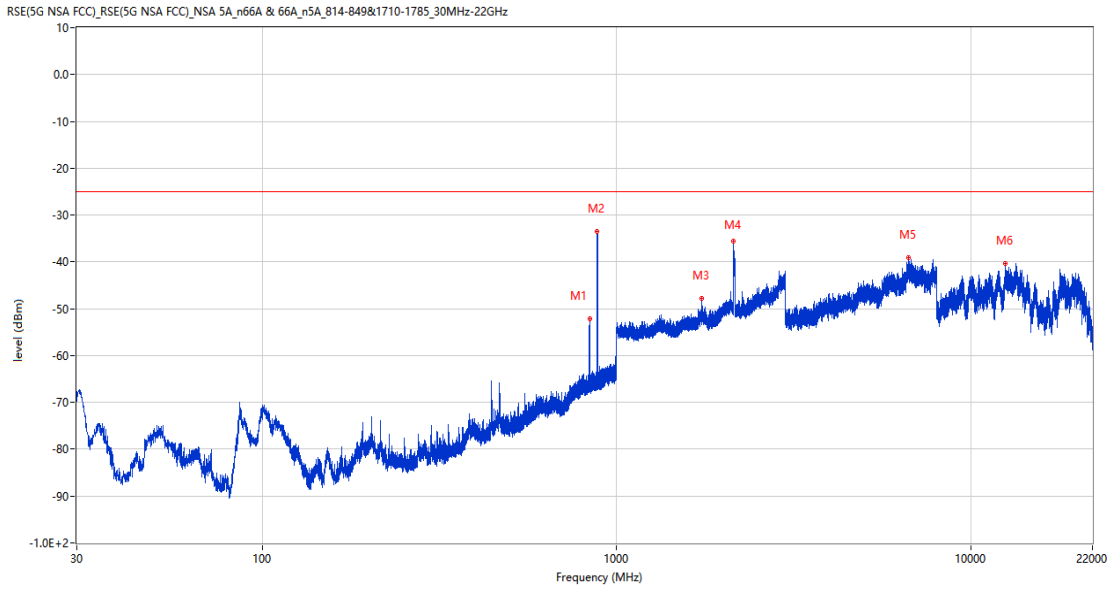
Frequency (MHz)	Result (dBm)	Factor (dB)	PK Limit (dBm)	Over Limit (dB)	Table (o)	ANT	EUT	Verdict
836.700	-58.03	4.94	-25.0	-33.03	286.00	Horizontal	Horizontal	N/A
880.787	-26.66	4.89	-25.0	-1.66	254.00	Horizontal	Horizontal	N/A
1736.800	-44.04	3.19	-25.0	-19.04	146.00	Horizontal	Horizontal	N/A
2143.600	-20.85	4.84	-25.0	4.15	190.00	Horizontal	Horizontal	N/A
6657.750	-39.22	14.90	-25.0	-14.22	321.00	Horizontal	Horizontal	Pass
13394.175	-39.63	16.96	-25.0	-14.63	107.00	Horizontal	Horizontal	Pass

RSE-H&V DC_66A_n5A BW20(LTE)+BW5(NR)



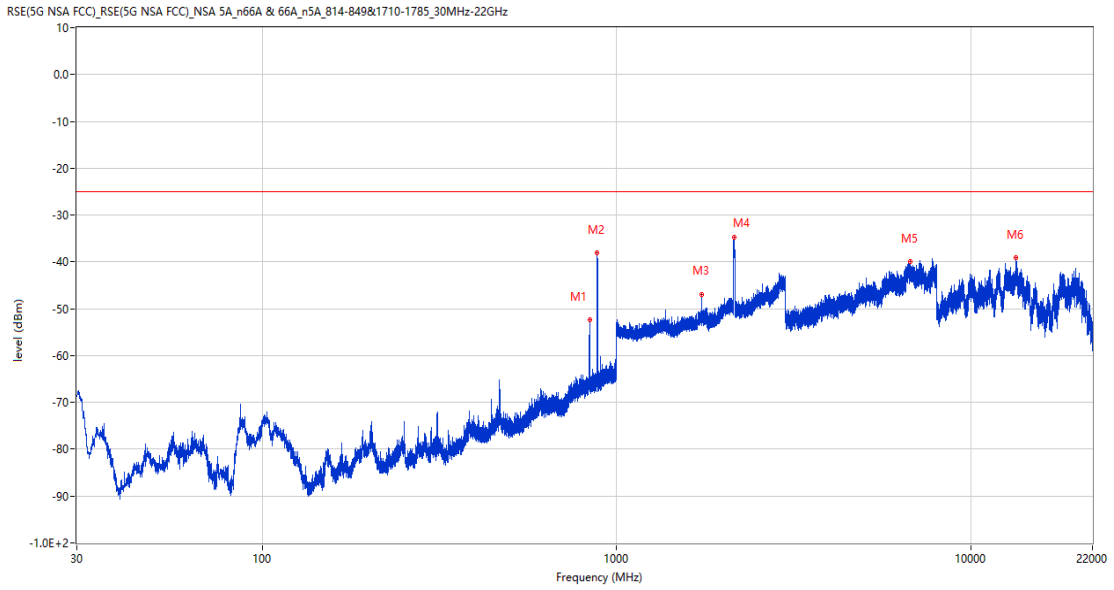
Frequency (MHz)	Result (dBm)	Factor (dB)	PK Limit (dBm)	Over Limit (dB)	Table (o)	ANT	EUT	Verdict
838.495	-50.48	5.01	-25.0	-25.48	-2.00	Horizontal	Vertical	N/A
883.455	-28.21	5.00	-25.0	-3.21	286.00	Horizontal	Vertical	N/A
1736.600	-45.54	3.19	-25.0	-20.54	139.00	Horizontal	Vertical	N/A
2142.900	-21.06	4.78	-25.0	3.94	206.00	Horizontal	Vertical	N/A
6747.000	-39.01	14.77	-25.0	-14.01	243.00	Horizontal	Vertical	Pass
13400.212	-40.00	17.01	-25.0	-15.00	204.00	Horizontal	Vertical	Pass

RSE-V&V DC_66A_n5A BW20(LTE)+BW5(NR)



Frequency (MHz)	Result (dBm)	Factor (dB)	PK Limit (dBm)	Over Limit (dB)	Table (o)	ANT	EUT	Verdict
838.398	-52.07	5.00	-25.0	-27.07	337.00	Vertical	Vertical	N/A
880.156	-33.43	4.82	-25.0	-8.43	122.00	Vertical	Vertical	N/A
1737.000	-47.72	3.19	-25.0	-22.72	361.00	Vertical	Vertical	N/A
2137.500	-35.67	5.02	-25.0	-10.67	162.00	Vertical	Vertical	N/A
6646.000	-39.03	15.23	-25.0	-14.03	58.00	Vertical	Vertical	Pass
12499.438	-40.40	14.71	-25.0	-15.40	0.00	Vertical	Vertical	Pass

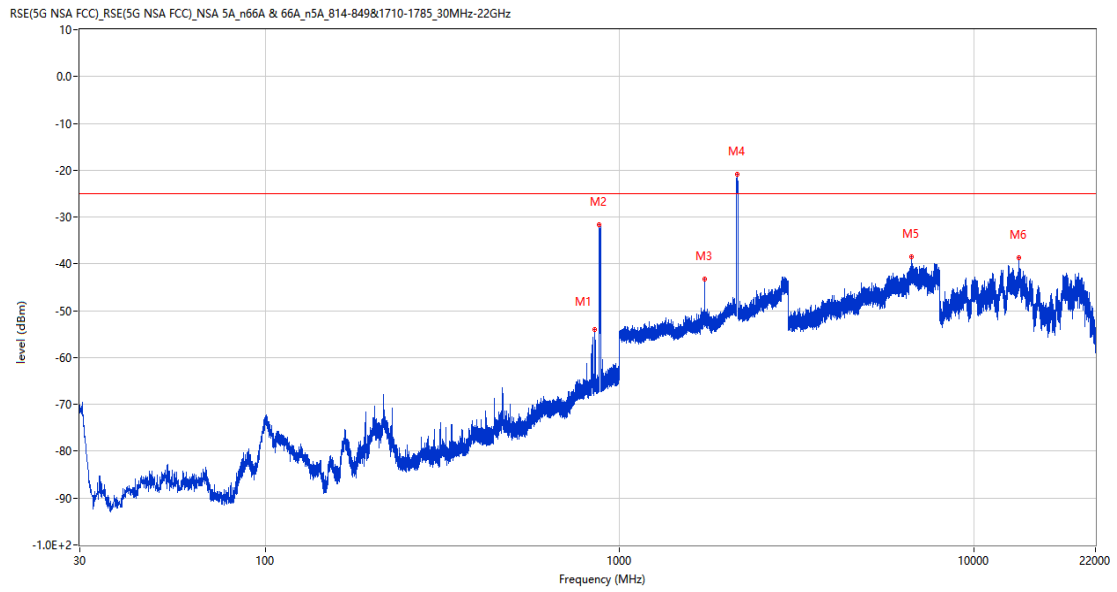
RSE-V&H DC_66A_n5A BW20(LTE)+BW5(NR)



Frequency (MHz)	Result (dBm)	Factor (dB)	PK Limit (dBm)	Over Limit (dB)	Table (o)	ANT	EUT	Verdict
838.495	-52.39	5.01	-25.0	-27.39	-1.00	Vertical	Horizontal	N/A
879.478	-38.09	4.80	-25.0	-13.09	69.00	Vertical	Horizontal	N/A
1736.800	-46.87	3.19	-25.0	-21.87	350.00	Vertical	Horizontal	N/A
2145.000	-34.78	4.72	-25.0	-9.78	59.00	Vertical	Horizontal	N/A
6719.500	-39.89	15.63	-25.0	-14.89	289.00	Vertical	Horizontal	Pass
13381.049	-39.15	16.83	-25.0	-14.15	49.00	Vertical	Horizontal	Pass

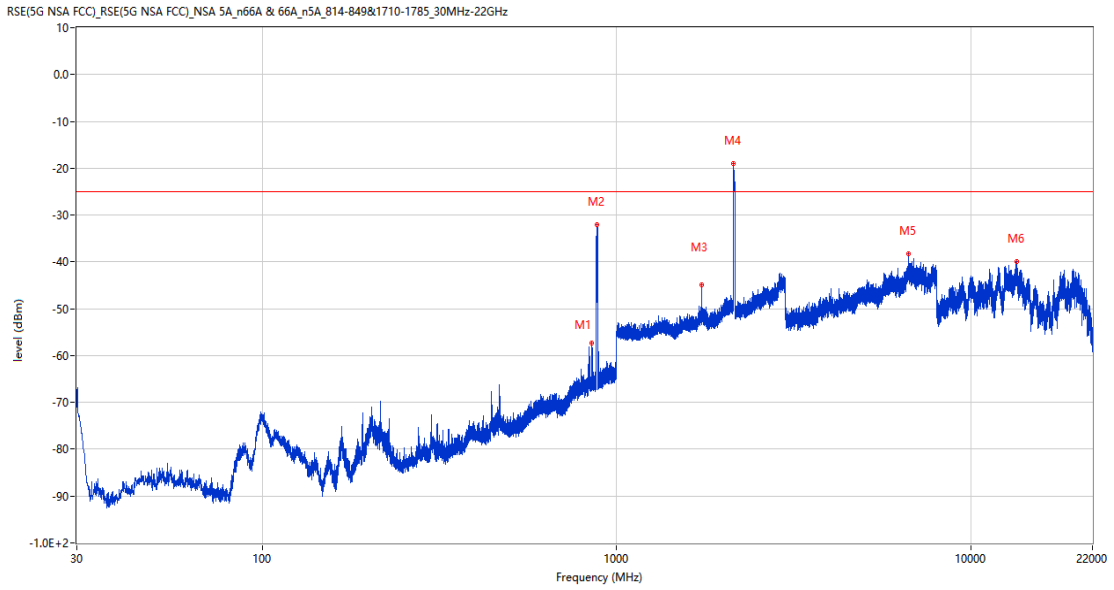
35.2 DC_66A_n5A BW20(LTE)+BW15(NR), QPSK, Middle Chanel

RSE-H&H DC_66A_n5A BW20(LTE)+BW15(NR)



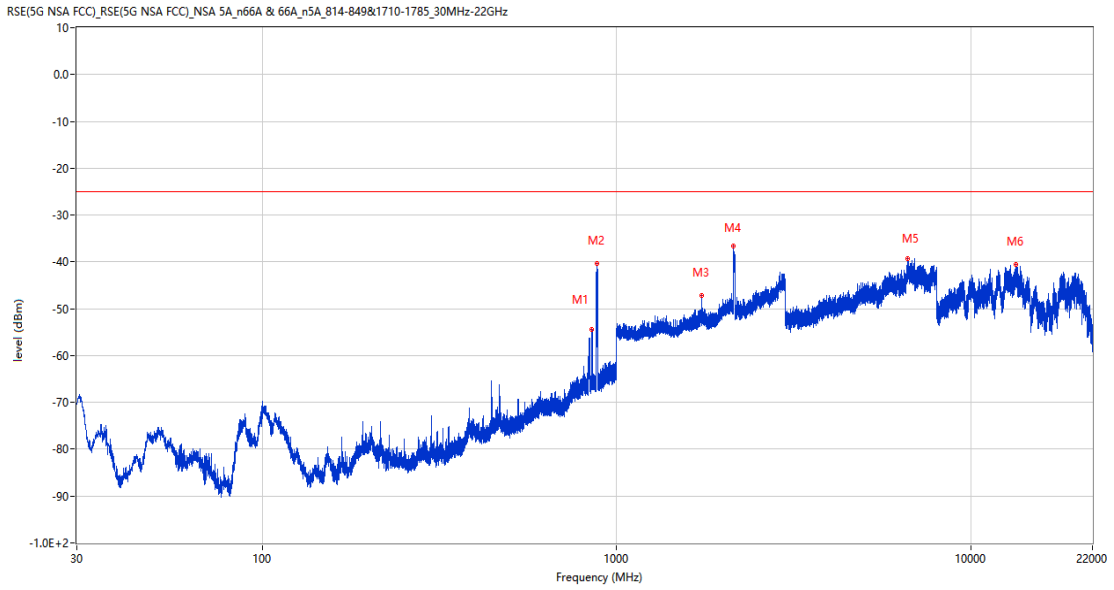
Frequency (MHz)	Result (dBm)	Factor (dB)	PK Limit (dBm)	Over Limit (dB)	Table (o)	ANT	EUT	Verdict
852.414	-54.09	5.01	-25.0	-29.09	119.00	Horizontal	Horizontal	N/A
877.392	-31.68	4.69	-25.0	-6.68	282.00	Horizontal	Horizontal	N/A
1737.100	-43.27	3.19	-25.0	-18.27	141.00	Horizontal	Horizontal	N/A
2141.400	-20.86	4.90	-25.0	4.14	207.00	Horizontal	Horizontal	N/A
6648.500	-38.47	15.17	-25.0	-13.47	1.00	Horizontal	Horizontal	Pass
13393.125	-38.75	16.95	-25.0	-13.75	181.00	Horizontal	Horizontal	Pass

RSE-H&V DC_66A_n5A BW20(LTE)+BW15(NR)



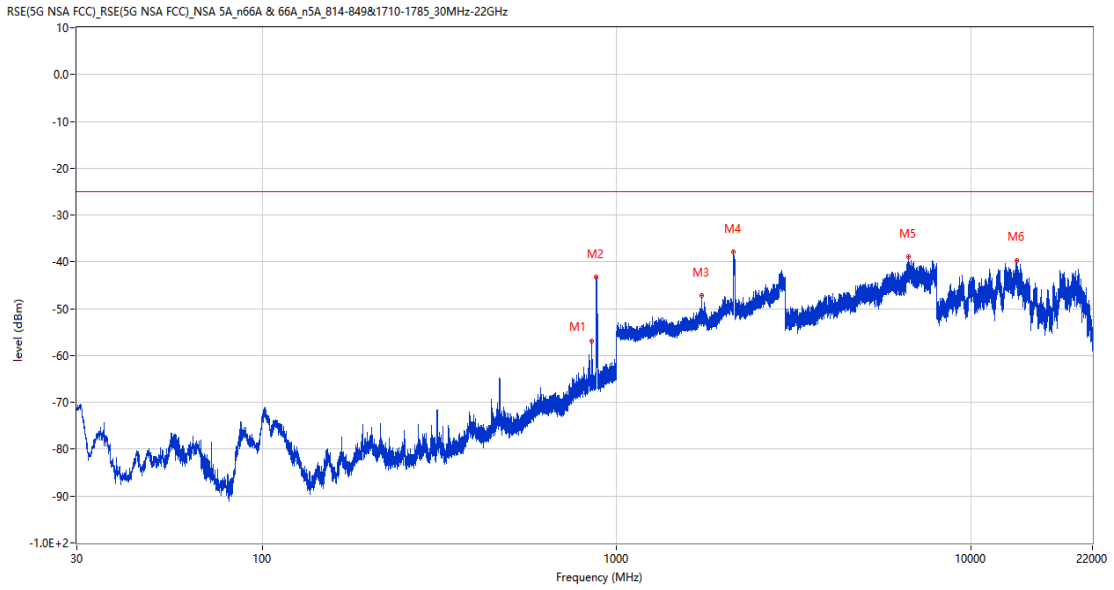
Frequency (MHz)	Result (dBm)	Factor (dB)	PK Limit (dBm)	Over Limit (dB)	Table (o)	ANT	EUT	Verdict
852.706	-57.39	5.01	-25.0	-32.39	209.00	Horizontal	Vertical	N/A
880.447	-32.04	4.86	-25.0	-7.04	274.00	Horizontal	Vertical	N/A
1736.800	-44.92	3.19	-25.0	-19.92	188.00	Horizontal	Vertical	N/A
2139.300	-18.94	4.92	-25.0	6.06	121.00	Horizontal	Vertical	N/A
6653.250	-38.30	15.01	-25.0	-13.30	221.00	Horizontal	Vertical	Pass
13470.825	-39.96	15.69	-25.0	-14.96	-3.00	Horizontal	Vertical	Pass

RSE-V&V DC_66A_n5A BW20(LTE)+BW15(NR)



Frequency (MHz)	Result (dBm)	Factor (dB)	PK Limit (dBm)	Over Limit (dB)	Table (o)	ANT	EUT	Verdict
852.269	-54.52	5.01	-25.0	-29.52	37.00	Vertical	Vertical	N/A
878.217	-40.43	4.78	-25.0	-15.43	125.00	Vertical	Vertical	N/A
1736.900	-47.19	3.19	-25.0	-22.19	-1.00	Vertical	Vertical	N/A
2140.800	-36.60	4.96	-25.0	-11.60	165.00	Vertical	Vertical	N/A
6638.750	-39.37	15.00	-25.0	-14.37	133.00	Vertical	Vertical	Pass
13370.812	-40.63	16.74	-25.0	-15.63	297.00	Vertical	Vertical	Pass

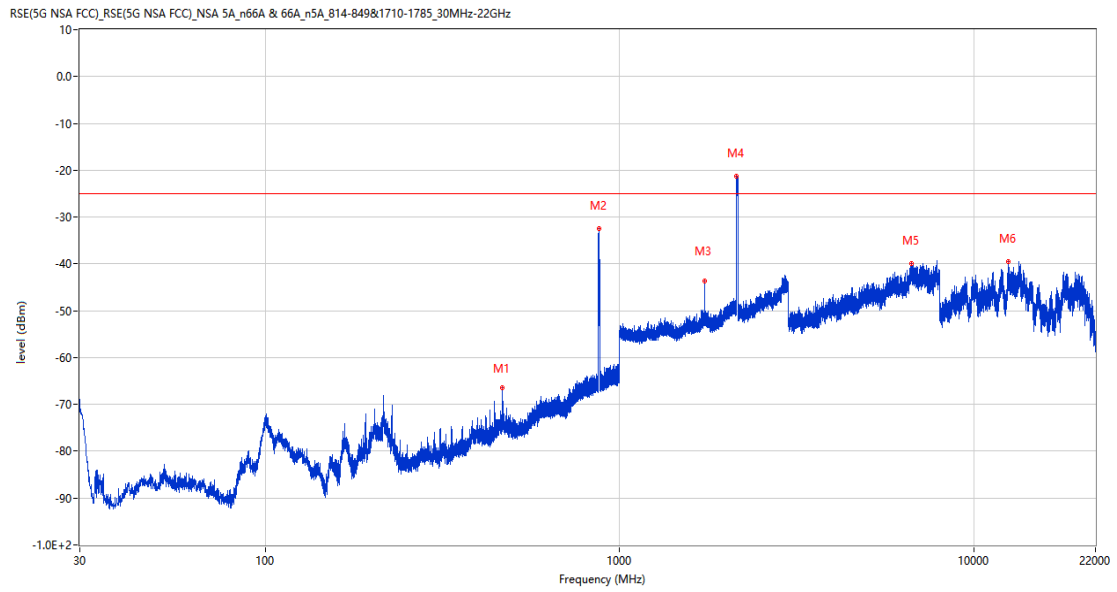
RSE-V&H DC_66A_n5A BW20(LTE)+BW15(NR)



Frequency (MHz)	Result (dBm)	Factor (dB)	PK Limit (dBm)	Over Limit (dB)	Table (o)	ANT	EUT	Verdict
852.318	-56.93	5.01	-25.0	-31.93	102.00	Vertical	Horizontal	N/A
874.919	-43.24	4.87	-25.0	-18.24	155.00	Vertical	Horizontal	N/A
1737.000	-47.28	3.19	-25.0	-22.28	36.00	Vertical	Horizontal	N/A
2139.000	-37.84	4.92	-25.0	-12.84	172.00	Vertical	Horizontal	N/A
6649.500	-38.84	15.15	-25.0	-13.84	146.00	Vertical	Horizontal	Pass
13419.638	-39.82	16.58	-25.0	-14.82	346.00	Vertical	Horizontal	Pass

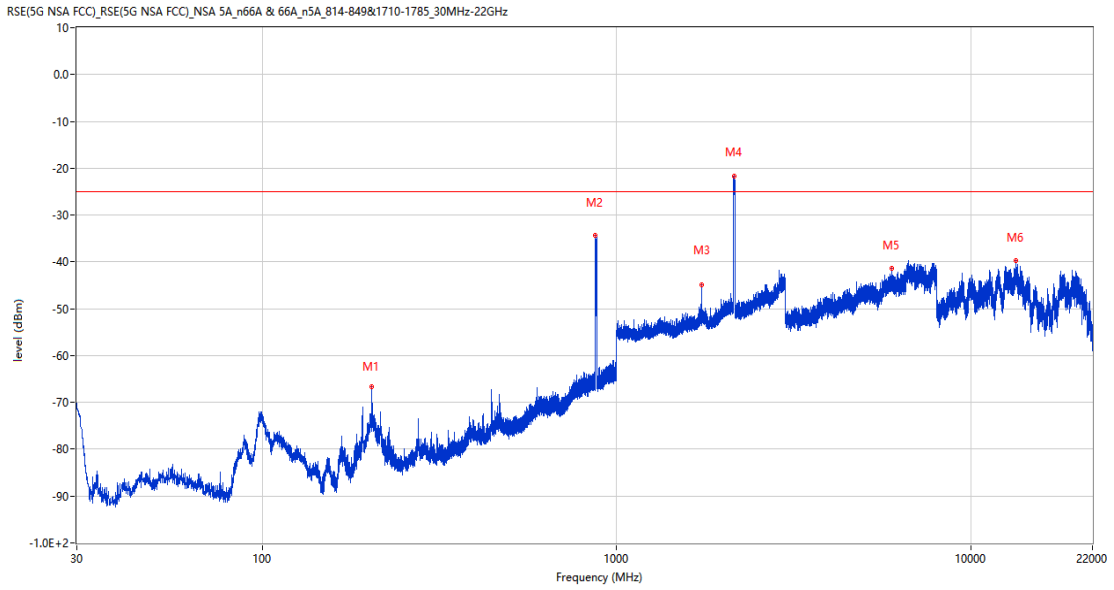
35.3 DC_66A_n5A BW20(LTE)+BW20(NR), QPSK, Middle Chanel

RSE-H&H DC_66A_n5A BW20(LTE)+BW20(NR)



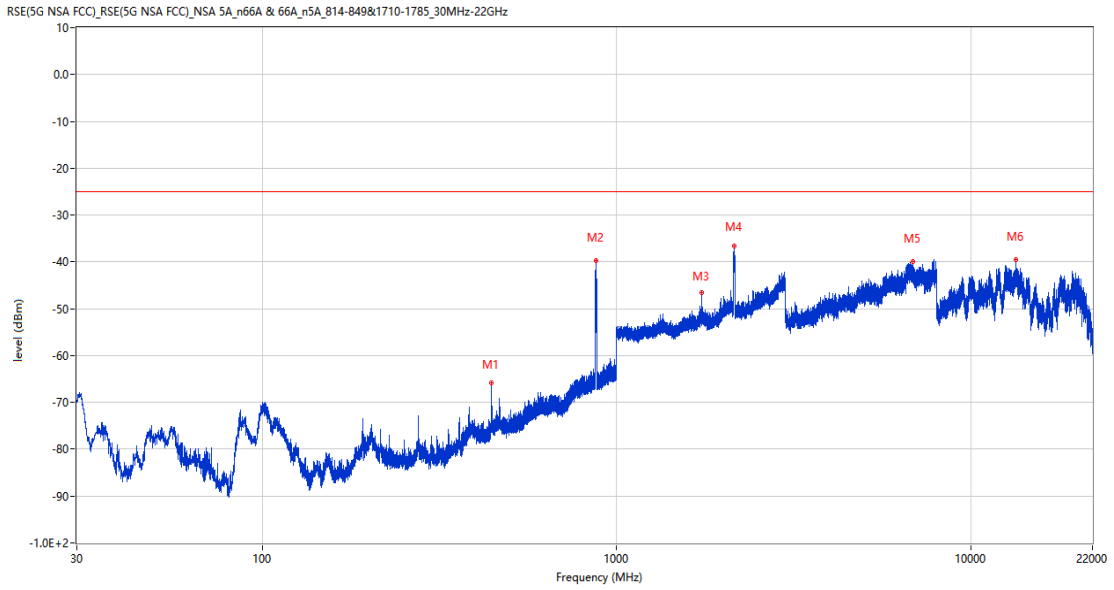
Frequency (MHz)	Result (dBm)	Factor (dB)	PK Limit (dBm)	Over Limit (dB)	Table (o)	ANT	EUT	Verdict
467.712	-66.53	-4.60	-25.0	-41.53	107.00	Horizontal	Horizontal	Pass
875.161	-32.48	4.85	-25.0	-7.48	276.00	Horizontal	Horizontal	N/A
1736.800	-43.67	3.19	-25.0	-18.67	145.00	Horizontal	Horizontal	N/A
2138.400	-21.34	4.96	-25.0	3.66	205.00	Horizontal	Horizontal	N/A
6644.000	-39.98	15.12	-25.0	-14.98	267.00	Horizontal	Horizontal	Pass
12505.612	-39.57	14.63	-25.0	-14.57	362.00	Horizontal	Horizontal	Pass

RSE-H&V DC_66A_n5A BW20(LTE)+BW20(NR)



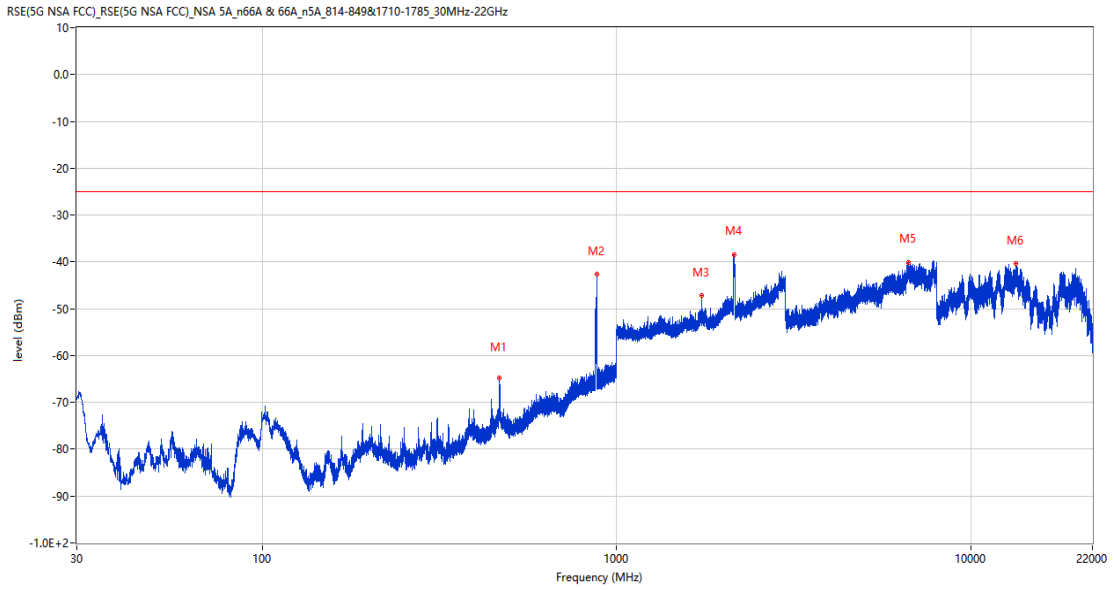
Frequency (MHz)	Result (dBm)	Factor (dB)	PK Limit (dBm)	Over Limit (dB)	Table (o)	ANT	EUT	Verdict
203.921	-66.63	-13.42	-25.0	-41.63	93.00	Horizontal	Vertical	Pass
872.300	-34.40	4.95	-25.0	-9.40	307.00	Horizontal	Vertical	N/A
1737.000	-44.99	3.19	-25.0	-19.99	204.00	Horizontal	Vertical	N/A
2141.100	-21.69	4.92	-25.0	3.31	212.00	Horizontal	Vertical	N/A
5965.250	-41.34	13.61	-25.0	-16.34	268.00	Horizontal	Vertical	Pass
13386.563	-39.80	16.88	-25.0	-14.80	229.00	Horizontal	Vertical	Pass

RSE-V&V DC_66A_n5A BW20(LTE)+BW20(NR)



Frequency (MHz)	Result (dBm)	Factor (dB)	PK Limit (dBm)	Over Limit (dB)	Table (o)	ANT	EUT	Verdict
443.850	-65.78	-6.22	-25.0	-40.78	182.00	Vertical	Vertical	Pass
872.930	-39.79	4.82	-25.0	-14.79	131.00	Vertical	Vertical	N/A
1737.100	-46.63	3.19	-25.0	-21.63	11.00	Vertical	Vertical	N/A
2144.000	-36.57	4.84	-25.0	-11.57	170.00	Vertical	Vertical	N/A
6847.250	-39.93	14.15	-25.0	-14.93	23.00	Vertical	Vertical	Pass
13393.125	-39.54	16.95	-25.0	-14.54	203.00	Vertical	Vertical	Pass

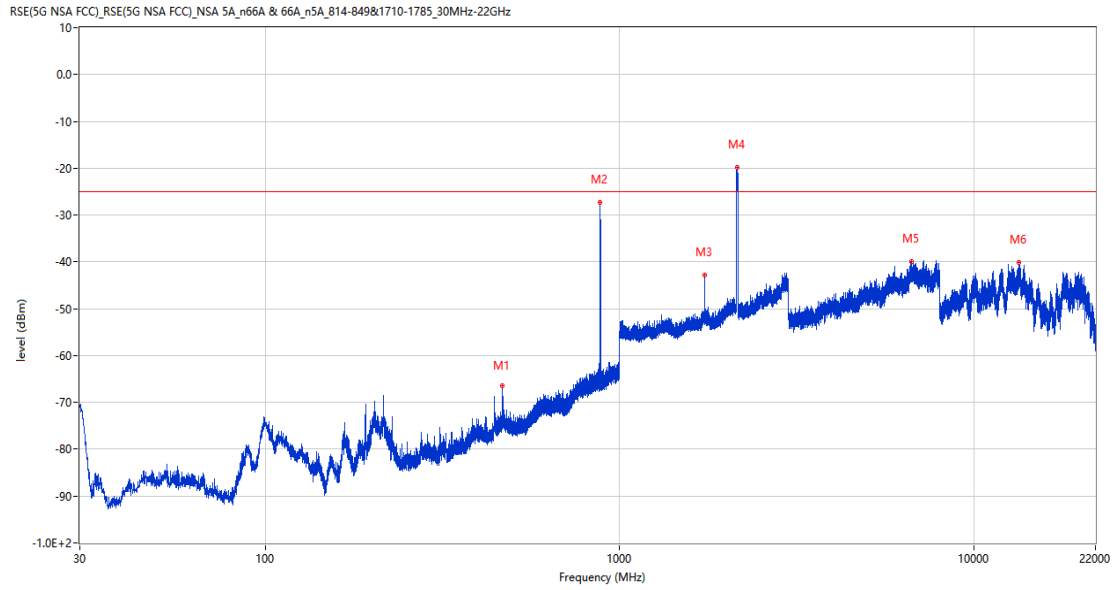
RSE-V&H DC_66A_n5A BW20(LTE)+BW20(NR)



Frequency (MHz)	Result (dBm)	Factor (dB)	PK Limit (dBm)	Over Limit (dB)	Table (o)	ANT	EUT	Verdict
467.858	-64.74	-4.61	-25.0	-39.74	178.00	Vertical	Horizontal	Pass
878.023	-42.57	4.76	-25.0	-17.57	131.00	Vertical	Horizontal	N/A
1736.800	-47.12	3.19	-25.0	-22.12	311.00	Vertical	Horizontal	N/A
2142.700	-38.52	4.81	-25.0	-13.52	110.00	Vertical	Horizontal	N/A
6642.000	-40.03	15.04	-25.0	-15.03	267.00	Vertical	Horizontal	Pass
13396.013	-40.30	16.97	-25.0	-15.30	16.00	Vertical	Horizontal	Pass

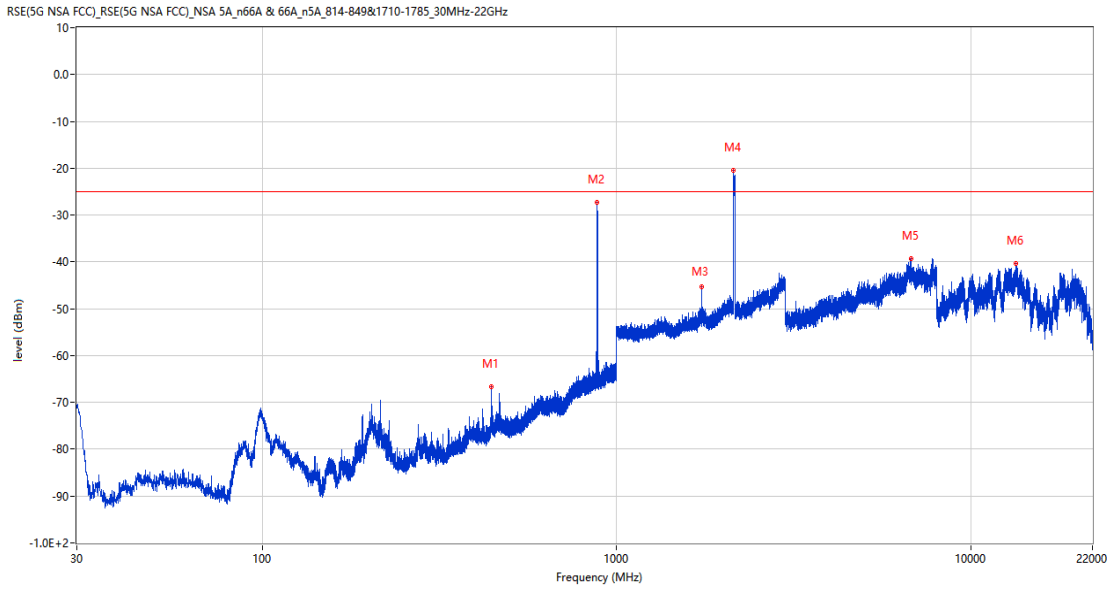
35.4 DC_66A_n5A BW20(LTE)+BW5(NR), PI/2 BPSK, Middle Chanel

RSE-H&H DC_66A_n5A BW20(LTE)+BW5(NR)



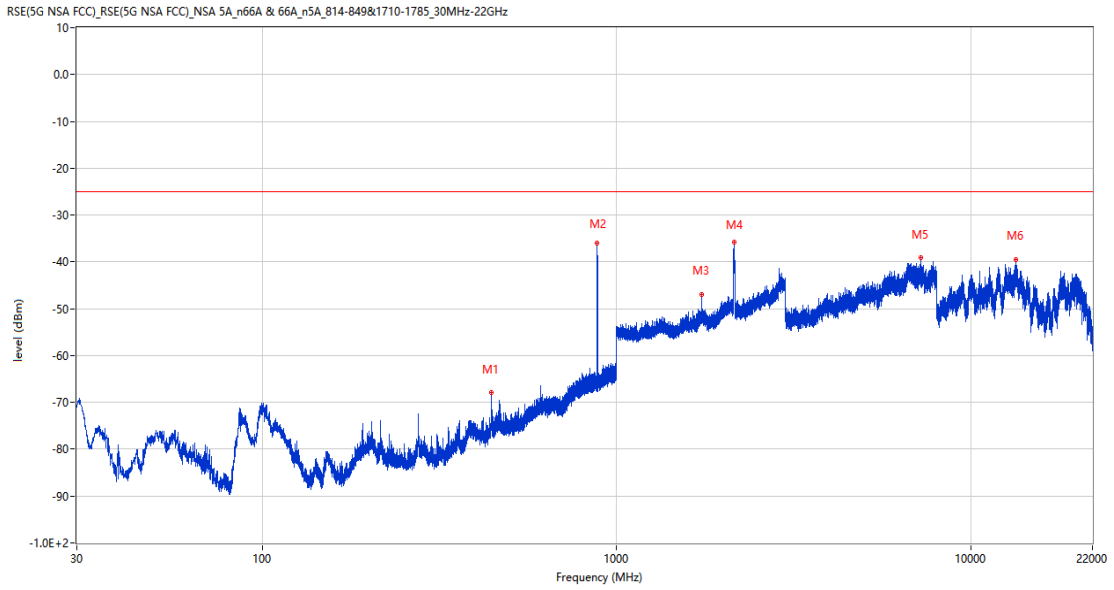
Frequency (MHz)	Result (dBm)	Factor (dB)	PK Limit (dBm)	Over Limit (dB)	Table (o)	ANT	EUT	Verdict
467.518	-66.50	-4.61	-25.0	-41.50	130.00	Horizontal	Horizontal	Pass
881.223	-27.32	4.86	-25.0	-2.32	268.00	Horizontal	Horizontal	N/A
1736.600	-42.82	3.19	-25.0	-17.82	138.00	Horizontal	Horizontal	N/A
2141.200	-19.74	4.90	-25.0	5.26	205.00	Horizontal	Horizontal	N/A
6655.750	-40.00	15.05	-25.0	-15.00	245.00	Horizontal	Horizontal	Pass
13406.513	-40.08	16.87	-25.0	-15.08	250.00	Horizontal	Horizontal	Pass

RSE-H&V DC_66A_n5A BW20(LTE)+BW5(NR)



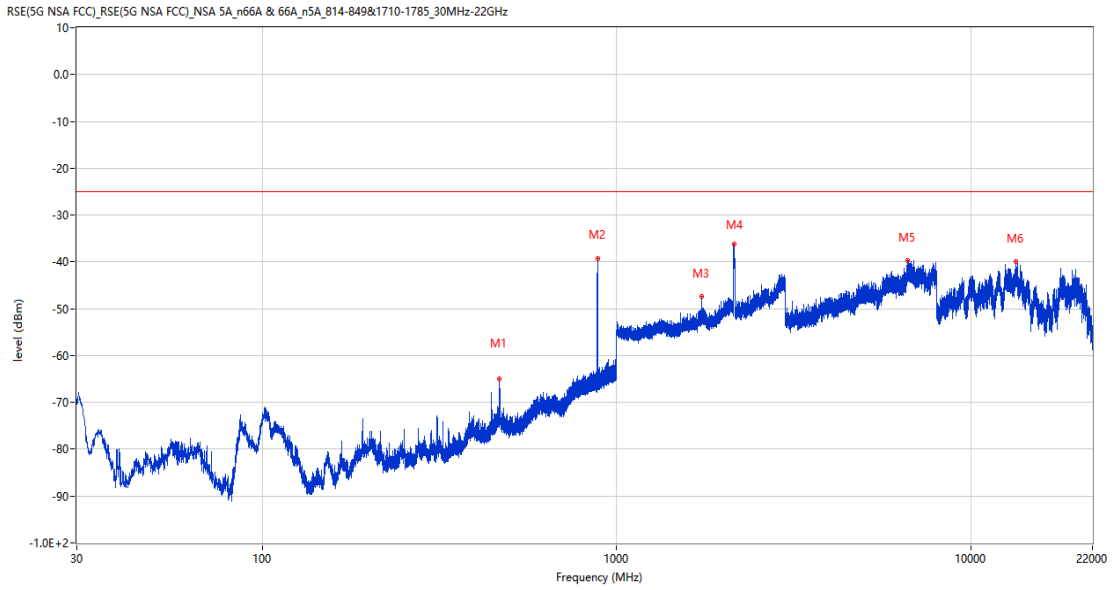
Frequency (MHz)	Result (dBm)	Factor (dB)	PK Limit (dBm)	Over Limit (dB)	Table (o)	ANT	EUT	Verdict
443.560	-66.69	-6.23	-25.0	-41.69	115.00	Horizontal	Vertical	Pass
880.738	-27.30	4.89	-25.0	-2.30	289.00	Horizontal	Vertical	N/A
1736.900	-45.24	3.19	-25.0	-20.24	198.00	Horizontal	Vertical	N/A
2138.500	-20.54	4.95	-25.0	4.46	130.00	Horizontal	Vertical	N/A
6774.500	-39.40	14.33	-25.0	-14.40	320.00	Horizontal	Vertical	Pass
13398.638	-40.36	17.00	-25.0	-15.36	270.00	Horizontal	Vertical	Pass

RSE-V&V DC_66A_n5A BW20(LTE)+BW5(NR)



Frequency (MHz)	Result (dBm)	Factor (dB)	PK Limit (dBm)	Over Limit (dB)	Table (o)	ANT	EUT	Verdict
443.656	-67.88	-6.23	-25.0	-42.88	148.00	Vertical	Vertical	Pass
881.903	-36.06	4.90	-25.0	-11.06	105.00	Vertical	Vertical	N/A
1736.900	-46.92	3.19	-25.0	-21.92	79.00	Vertical	Vertical	N/A
2143.400	-35.79	4.82	-25.0	-10.79	163.00	Vertical	Vertical	N/A
7224.500	-39.06	14.04	-25.0	-14.06	36.00	Vertical	Vertical	Pass
13403.362	-39.59	16.94	-25.0	-14.59	227.00	Vertical	Vertical	Pass

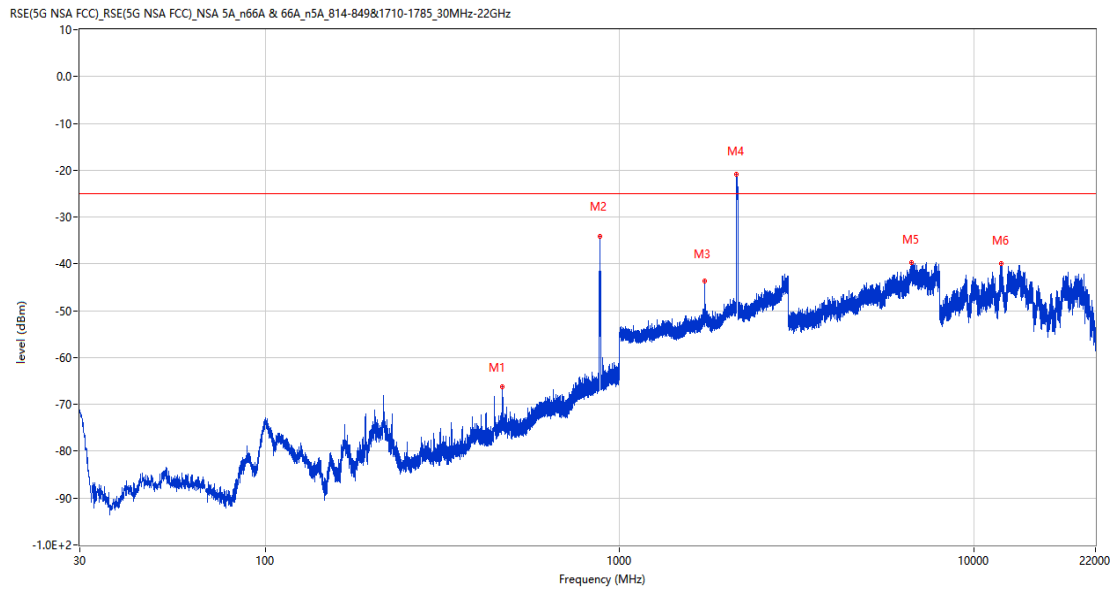
RSE-V&H DC_66A_n5A BW20(LTE)+BW5(NR)



Frequency (MHz)	Result (dBm)	Factor (dB)	PK Limit (dBm)	Over Limit (dB)	Table (o)	ANT	EUT	Verdict
467.712	-65.00	-4.60	-25.0	-40.00	203.00	Vertical	Horizontal	Pass
882.727	-39.22	4.99	-25.0	-14.22	108.00	Vertical	Horizontal	N/A
1736.900	-47.34	3.19	-25.0	-22.34	236.00	Vertical	Horizontal	N/A
2141.300	-36.11	4.90	-25.0	-11.11	161.00	Vertical	Horizontal	N/A
6639.750	-39.71	15.07	-25.0	-14.71	89.00	Vertical	Horizontal	Pass
13402.575	-40.03	16.95	-25.0	-15.03	170.00	Vertical	Horizontal	Pass

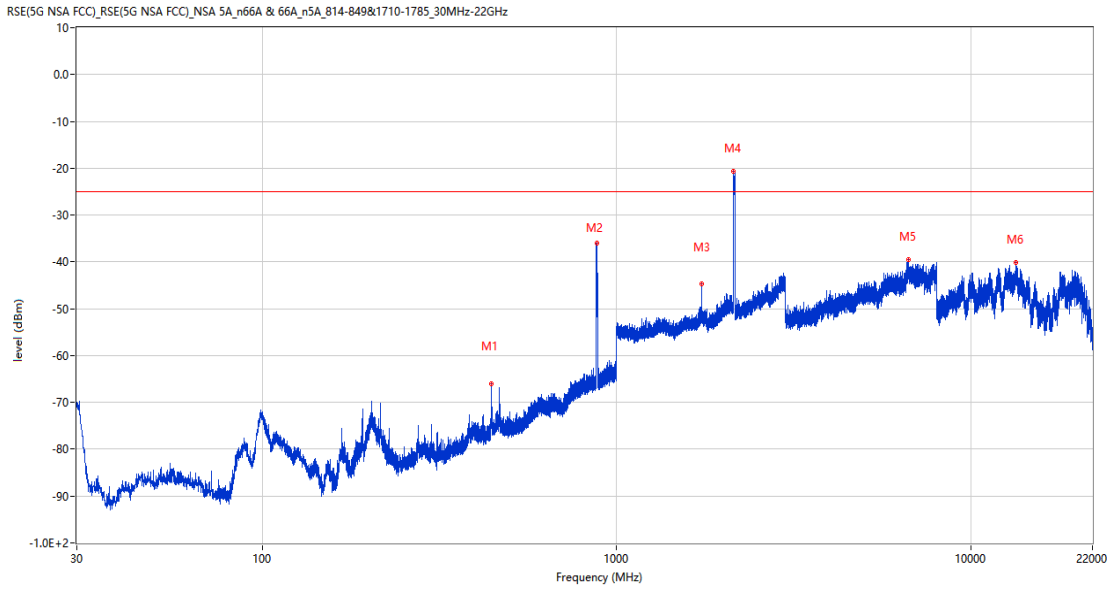
35.5 DC_66A_n5A BW20(LTE)+BW15(NR), PI/2 BPSK, Middle Chanel

RSE-H&H DC_66A_n5A BW20(LTE)+BW15(NR)



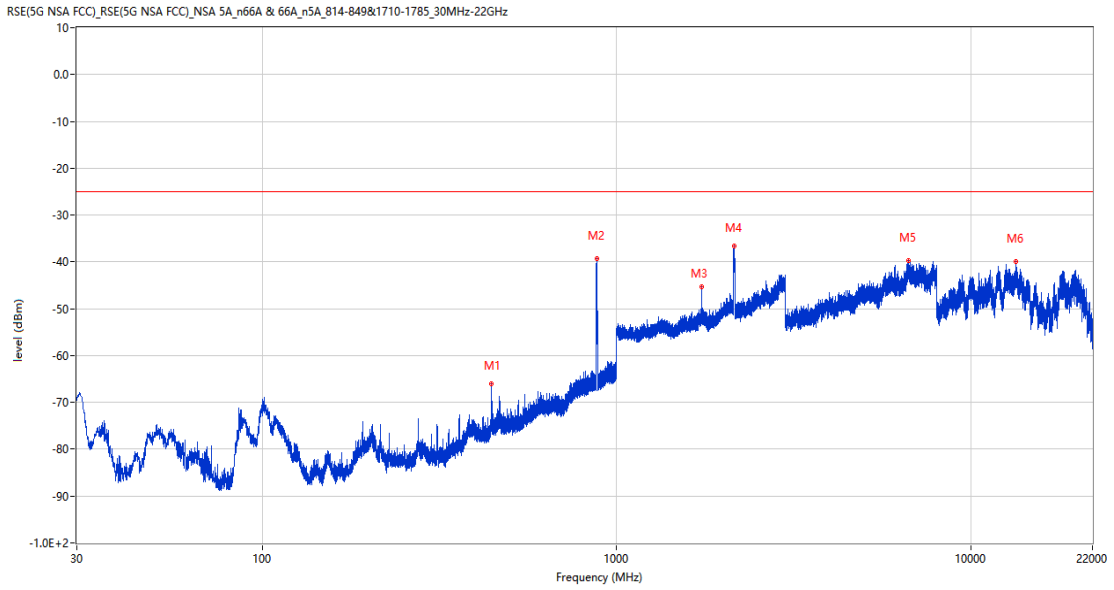
Frequency (MHz)	Result (dBm)	Factor (dB)	PK Limit (dBm)	Over Limit (dB)	Table (o)	ANT	EUT	Verdict
467.616	-66.19	-4.59	-25.0	-41.19	92.00	Horizontal	Horizontal	Pass
882.193	-34.15	4.95	-25.0	-9.15	262.00	Horizontal	Horizontal	N/A
1737.000	-43.73	3.19	-25.0	-18.73	144.00	Horizontal	Horizontal	N/A
2139.100	-20.93	4.92	-25.0	4.07	212.00	Horizontal	Horizontal	N/A
6656.250	-39.77	15.05	-25.0	-14.77	255.00	Horizontal	Horizontal	Pass
11899.037	-40.01	13.92	-25.0	-15.01	250.00	Horizontal	Horizontal	Pass

RSE-H&V DC_66A_n5A BW20(LTE)+BW15(NR)



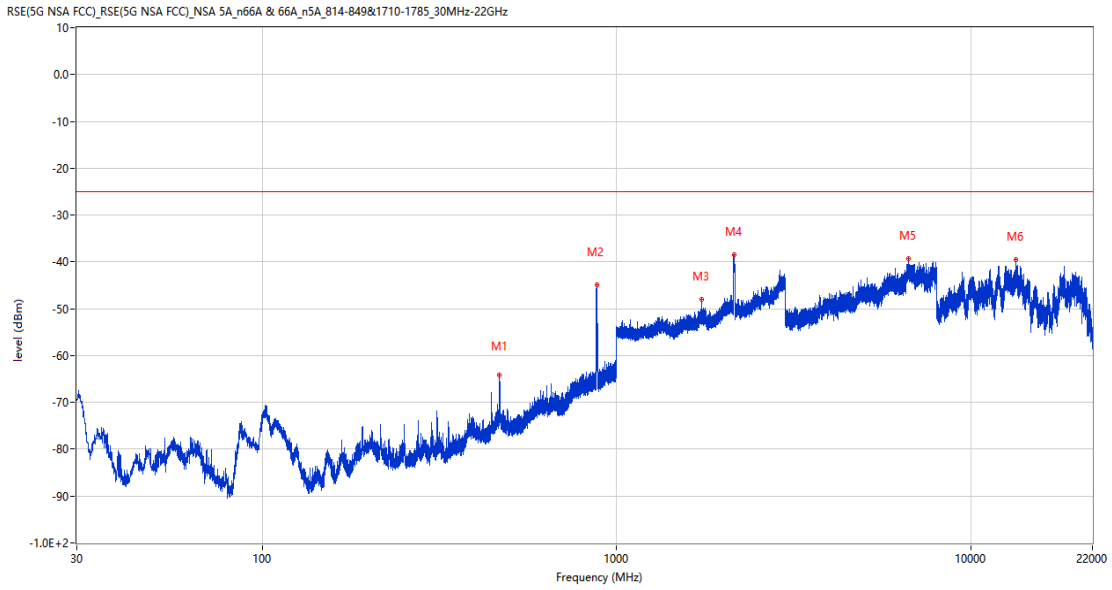
Frequency (MHz)	Result (dBm)	Factor (dB)	PK Limit (dBm)	Over Limit (dB)	Table (o)	ANT	EUT	Verdict
443.899	-66.10	-6.22	-25.0	-41.10	60.00	Horizontal	Vertical	Pass
877.732	-35.96	4.73	-25.0	-10.96	123.00	Horizontal	Vertical	N/A
1737.000	-44.75	3.19	-25.0	-19.75	144.00	Horizontal	Vertical	N/A
2138.500	-20.70	4.95	-25.0	4.30	129.00	Horizontal	Vertical	N/A
6668.250	-39.60	14.62	-25.0	-14.60	233.00	Horizontal	Vertical	Pass
13377.637	-40.10	16.80	-25.0	-15.10	99.00	Horizontal	Vertical	Pass

RSE-V&V DC_66A_n5A BW20(LTE)+BW15(NR)



Frequency (MHz)	Result (dBm)	Factor (dB)	PK Limit (dBm)	Over Limit (dB)	Table (o)	ANT	EUT	Verdict
443.754	-66.06	-6.23	-25.0	-41.06	167.00	Vertical	Vertical	Pass
878.119	-39.35	4.77	-25.0	-14.35	115.00	Vertical	Vertical	N/A
1736.800	-45.41	3.19	-25.0	-20.41	361.00	Vertical	Vertical	N/A
2143.100	-36.65	4.79	-25.0	-11.65	171.00	Vertical	Vertical	N/A
6649.500	-39.80	15.15	-25.0	-14.80	180.00	Vertical	Vertical	Pass
13379.213	-40.01	16.81	-25.0	-15.01	205.00	Vertical	Vertical	Pass

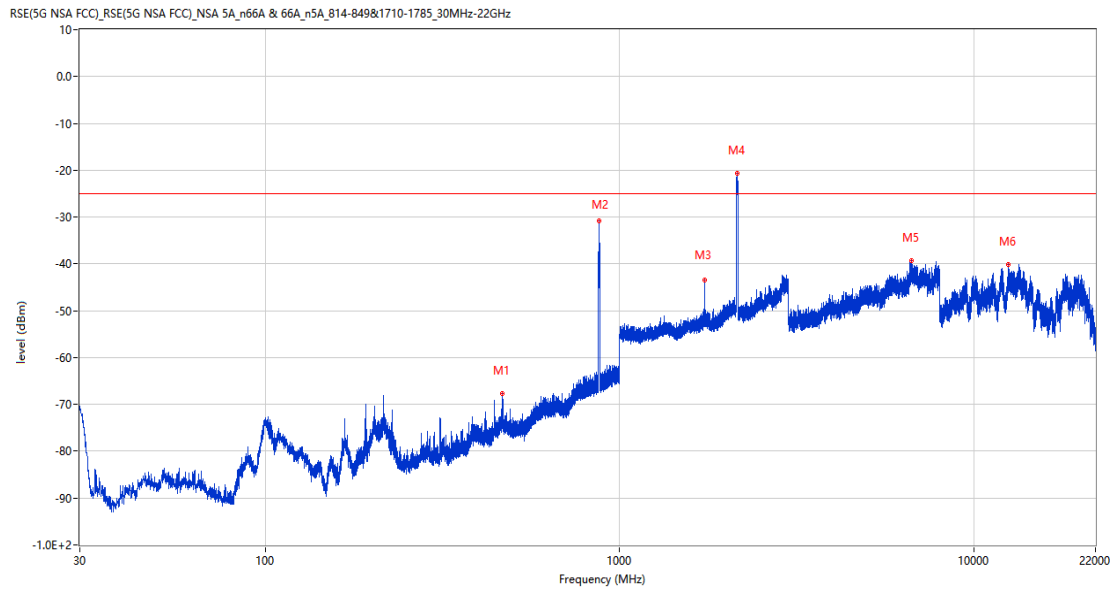
RSE-V&H DC_66A_n5A BW20(LTE)+BW15(NR)



Frequency (MHz)	Result (dBm)	Factor (dB)	PK Limit (dBm)	Over Limit (dB)	Table (o)	ANT	EUT	Verdict
467.906	-64.23	-4.62	-25.0	-39.23	198.00	Vertical	Horizontal	Pass
878.556	-44.81	4.80	-25.0	-19.81	155.00	Vertical	Horizontal	N/A
1736.700	-47.93	3.19	-25.0	-22.93	235.00	Vertical	Horizontal	N/A
2142.600	-38.38	4.82	-25.0	-13.38	106.00	Vertical	Horizontal	N/A
6644.750	-39.21	15.12	-25.0	-14.21	89.00	Vertical	Horizontal	Pass
13378.950	-39.56	16.81	-25.0	-14.56	157.00	Vertical	Horizontal	Pass

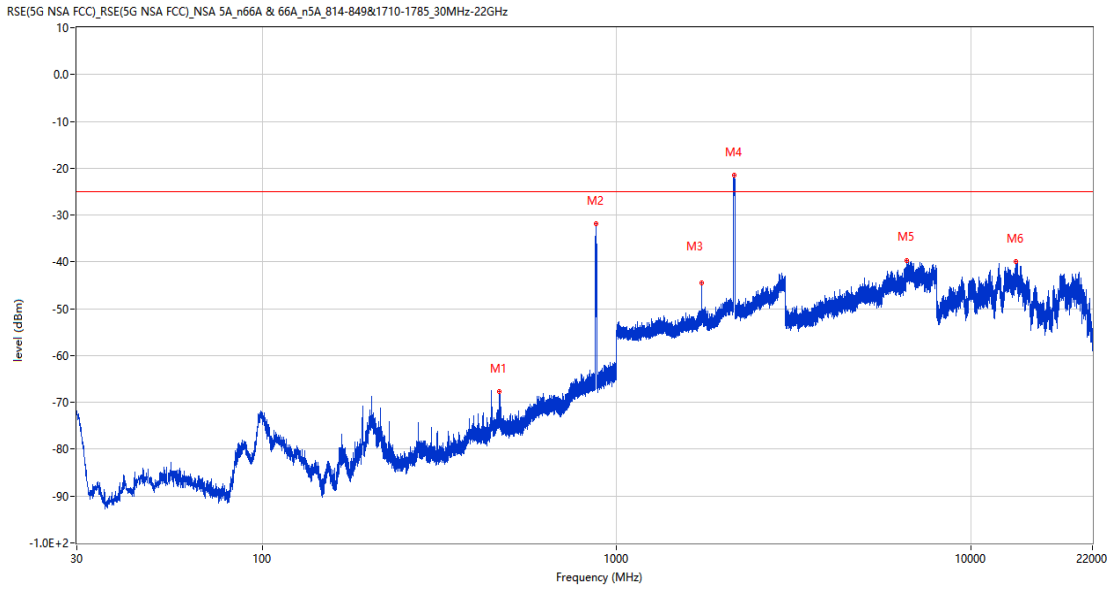
35.6 DC_66A_n5A BW20(LTE)+BW20(NR),PI/2 BPSK, Middle Chanel

RSE-H&H DC_66A_n5A BW20(LTE)+BW20(NR)



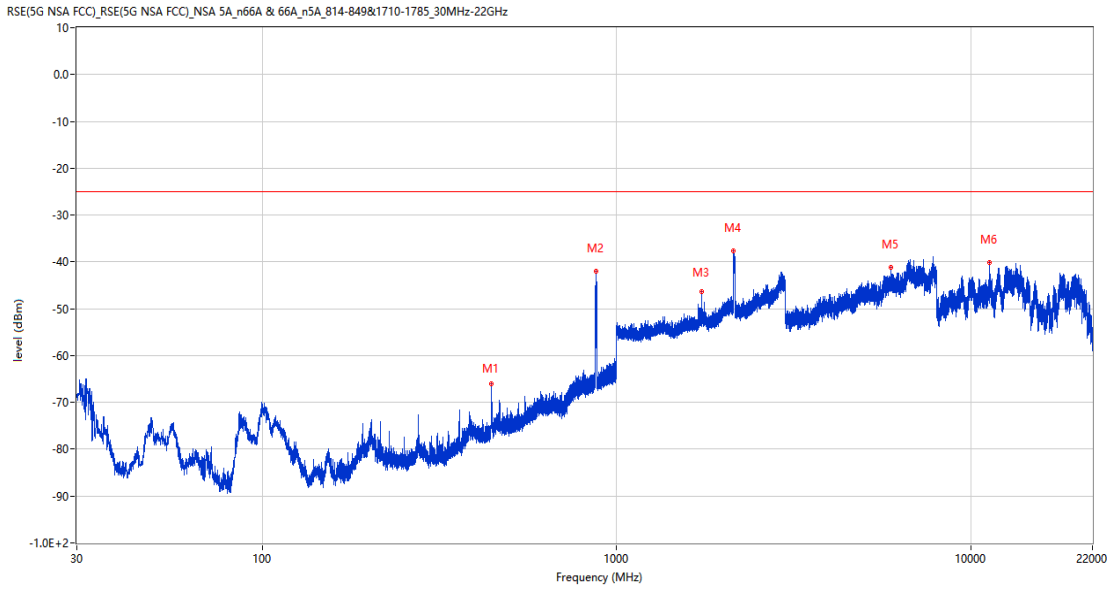
Frequency (MHz)	Result (dBm)	Factor (dB)	PK Limit (dBm)	Over Limit (dB)	Table (o)	ANT	EUT	Verdict
467.761	-67.75	-4.61	-25.0	-42.75	55.00	Horizontal	Horizontal	Pass
874.822	-30.89	4.88	-25.0	-5.89	295.00	Horizontal	Horizontal	N/A
1736.900	-43.54	3.19	-25.0	-18.54	136.00	Horizontal	Horizontal	N/A
2142.800	-20.72	4.79	-25.0	4.28	212.00	Horizontal	Horizontal	N/A
6662.000	-39.26	14.81	-25.0	-14.26	244.00	Horizontal	Horizontal	Pass
12483.763	-40.20	14.57	-25.0	-15.20	297.00	Horizontal	Horizontal	Pass

RSE-H&V DC_66A_n5A BW20(LTE)+BW20(NR)



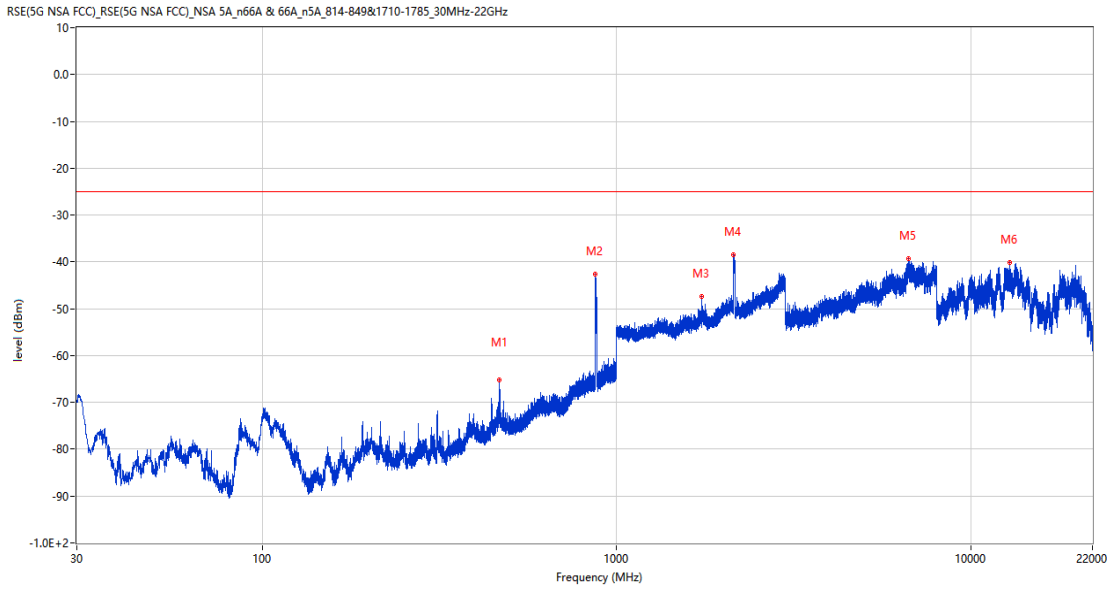
Frequency (MHz)	Result (dBm)	Factor (dB)	PK Limit (dBm)	Over Limit (dB)	Table (o)	ANT	EUT	Verdict
467.810	-67.78	-4.61	-25.0	-42.78	115.00	Horizontal	Vertical	Pass
872.591	-31.87	4.89	-25.0	-6.87	289.00	Horizontal	Vertical	N/A
1737.100	-44.56	3.19	-25.0	-19.56	136.00	Horizontal	Vertical	N/A
2147.600	-21.47	4.54	-25.0	3.53	221.00	Horizontal	Vertical	N/A
6589.500	-39.67	14.18	-25.0	-14.67	20.00	Horizontal	Vertical	Pass
13406.775	-39.95	16.86	-25.0	-14.95	322.00	Horizontal	Vertical	Pass

RSE-V&V DC_66A_n5A BW20(LTE)+BW20(NR)



Frequency (MHz)	Result (dBm)	Factor (dB)	PK Limit (dBm)	Over Limit (dB)	Table (o)	ANT	EUT	Verdict
443.802	-65.98	-6.23	-25.0	-40.98	165.00	Vertical	Vertical	Pass
873.076	-41.98	4.80	-25.0	-16.98	111.00	Vertical	Vertical	N/A
1736.900	-46.37	3.19	-25.0	-21.37	3.00	Vertical	Vertical	N/A
2139.000	-37.61	4.92	-25.0	-12.61	163.00	Vertical	Vertical	N/A
5943.250	-41.19	12.38	-25.0	-16.19	290.00	Vertical	Vertical	Pass
11292.225	-40.22	13.37	-25.0	-15.22	311.00	Vertical	Vertical	Pass

RSE-V&H DC_66A_n5A BW20(LTE)+BW20(NR)

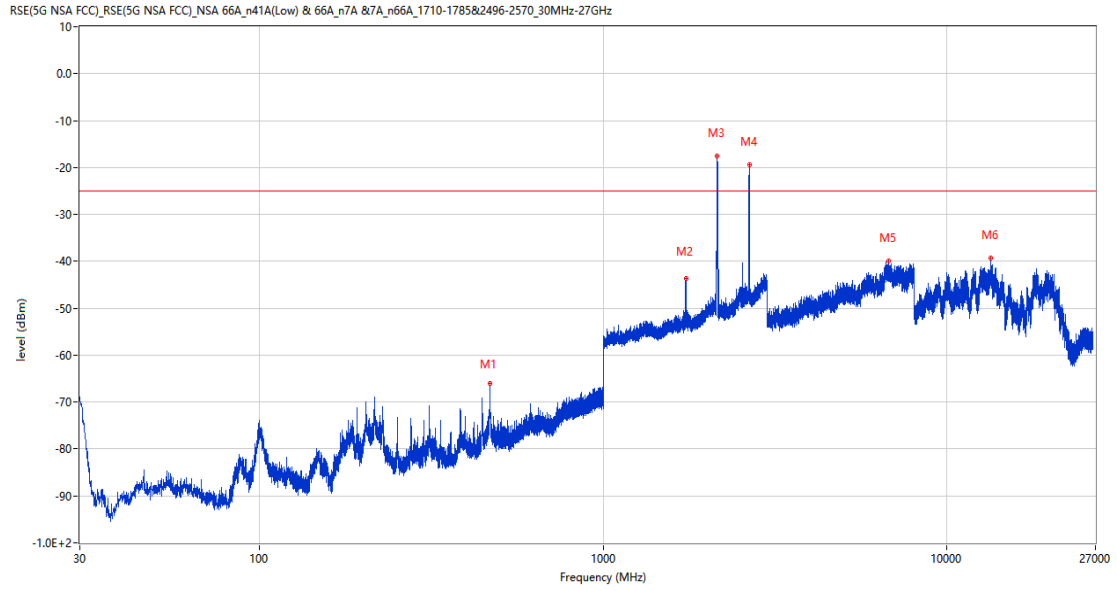


Frequency (MHz)	Result (dBm)	Factor (dB)	PK Limit (dBm)	Over Limit (dB)	Table (o)	ANT	EUT	Verdict
467.664	-65.19	-4.60	-25.0	-40.19	212.00	Vertical	Horizontal	Pass
872.348	-42.70	4.94	-25.0	-17.70	157.00	Vertical	Horizontal	N/A
1736.900	-47.45	3.19	-25.0	-22.45	244.00	Vertical	Horizontal	N/A
2139.600	-38.50	4.93	-25.0	-13.50	103.00	Vertical	Horizontal	N/A
6651.250	-39.32	15.06	-25.0	-14.32	169.00	Vertical	Horizontal	Pass
12866.813	-40.16	14.76	-25.0	-15.16	182.00	Vertical	Horizontal	Pass

36 DC_66A_n7A

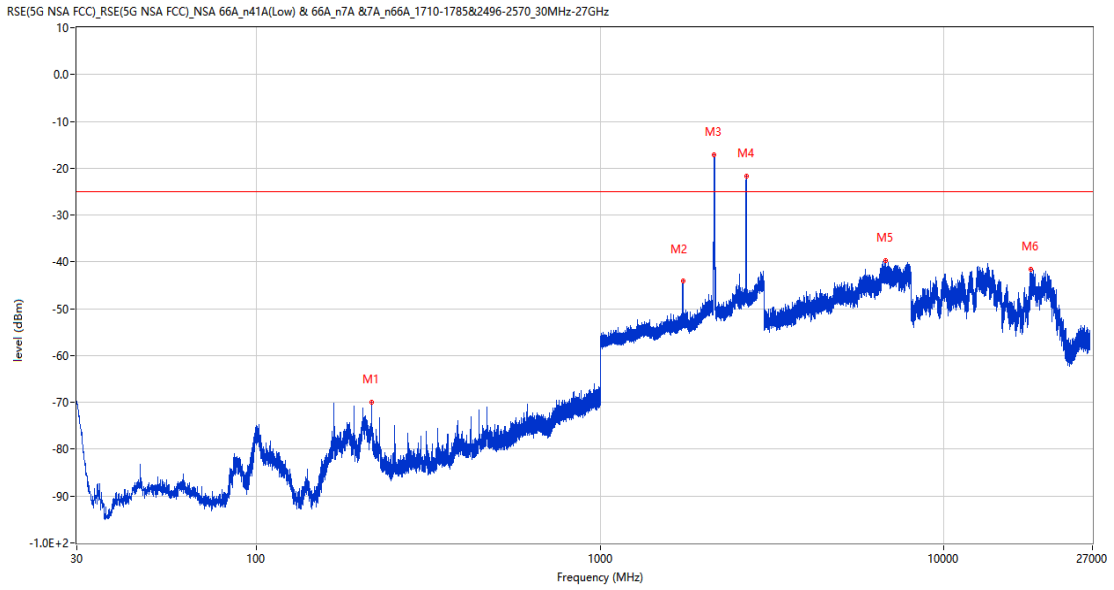
36.1 DC_66A_n7A BW20(LTE)+BW5(NR), QPSK, Middle Chanel

RSE-H&H DC_66A_n7A BW20(LTE)+BW5(NR)



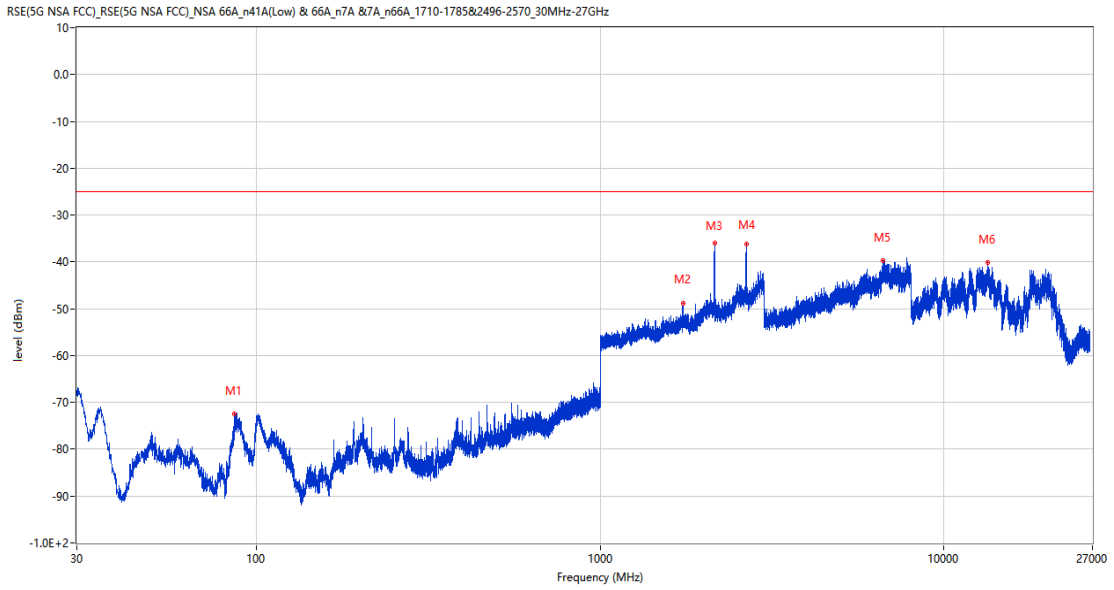
Frequency (MHz)	Result (dBm)	Factor (dB)	PK Limit (dBm)	Over Limit (dB)	Table (o)	ANT	EUT	Verdict
467.906	-66.10	-8.24	-25.0	-41.10	351.00	Horizontal	Horizontal	Pass
1736.700	-43.65	2.04	-25.0	-18.65	113.00	Horizontal	Horizontal	N/A
2142.300	-17.62	4.38	-25.0	7.38	218.00	Horizontal	Horizontal	N/A
2657.200	-19.49	8.79	-25.0	5.51	224.00	Horizontal	Horizontal	N/A
6769.000	-39.86	14.25	-25.0	-14.86	266.00	Horizontal	Horizontal	Pass
13391.813	-39.24	16.93	-25.0	-14.24	322.00	Horizontal	Horizontal	Pass

RSE-H&V DC_66A_n7A BW20(LTE)+BW5(NR)



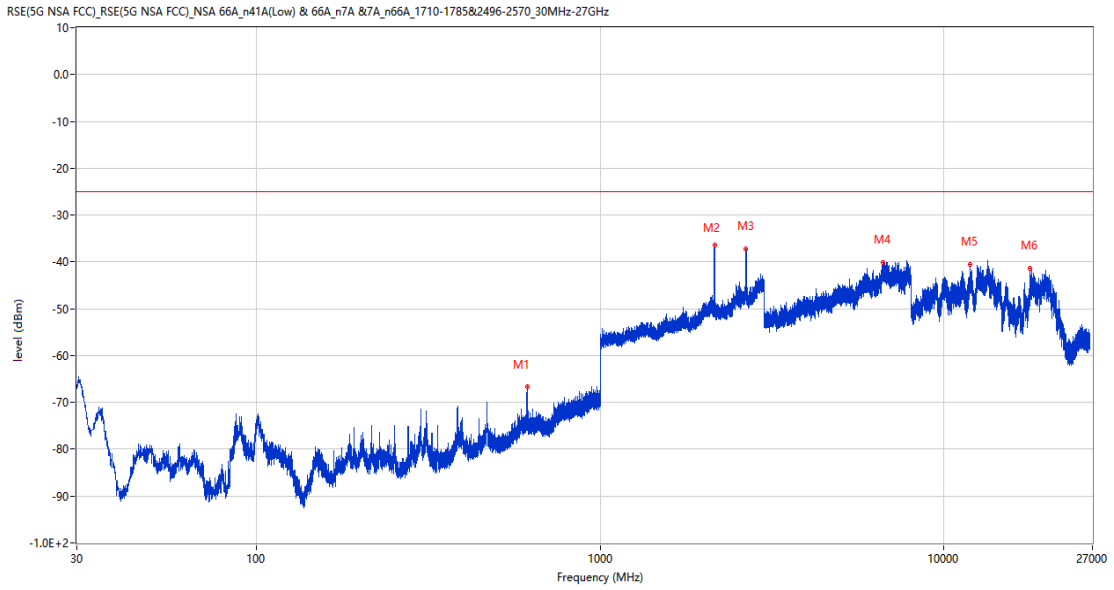
Frequency (MHz)	Result (dBm)	Factor (dB)	PK Limit (dBm)	Over Limit (dB)	Table (o)	ANT	EUT	Verdict
215.998	-70.03	-16.52	-25.0	-45.03	56.00	Horizontal	Vertical	Pass
1736.900	-44.02	2.04	-25.0	-19.02	166.00	Horizontal	Vertical	N/A
2140.900	-17.14	4.43	-25.0	7.86	215.00	Horizontal	Vertical	N/A
2656.300	-21.75	8.89	-25.0	3.25	153.00	Horizontal	Vertical	N/A
6745.750	-39.73	14.80	-25.0	-14.73	297.00	Horizontal	Vertical	Pass
17896.313	-41.55	12.81	-25.0	-16.55	157.00	Horizontal	Vertical	Pass

RSE-V&V DC_66A_n7A BW20(LTE)+BW5(NR)



Frequency (MHz)	Result (dBm)	Factor (dB)	PK Limit (dBm)	Over Limit (dB)	Table (o)	ANT	EUT	Verdict
86.260	-72.54	-20.59	-25.0	-47.54	159.00	Vertical	Vertical	Pass
1736.700	-48.93	2.04	-25.0	-23.93	238.00	Vertical	Vertical	N/A
2152.800	-36.09	3.86	-25.0	-11.09	341.00	Vertical	Vertical	N/A
2655.000	-36.16	9.06	-25.0	-11.16	213.00	Vertical	Vertical	N/A
6644.750	-39.62	15.12	-25.0	-14.62	7.00	Vertical	Vertical	Pass
13391.813	-40.23	16.93	-25.0	-15.23	34.00	Vertical	Vertical	Pass

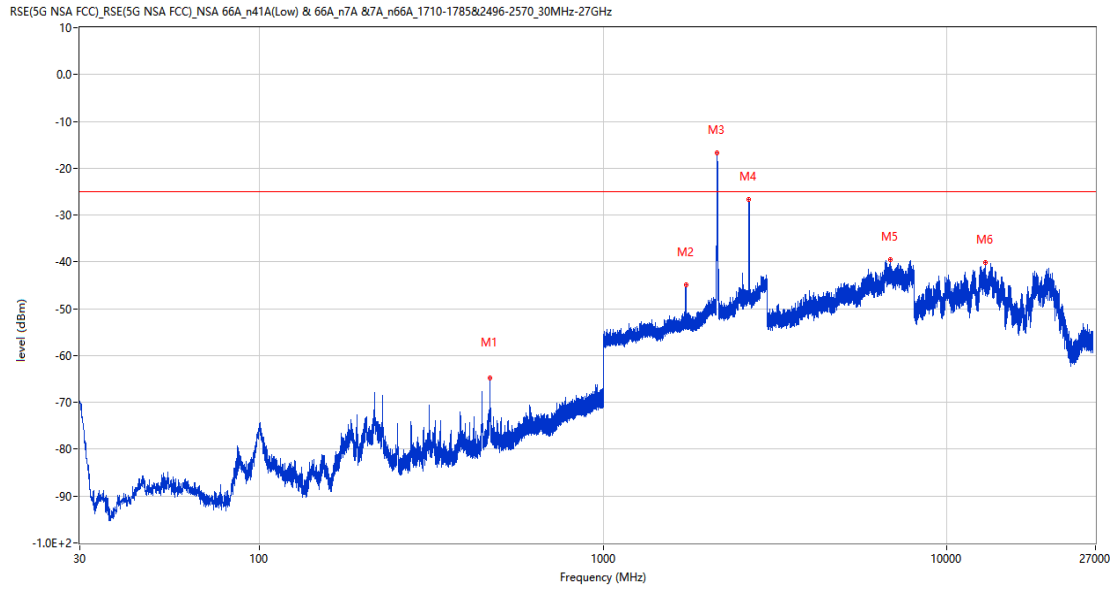
RSE-V&H DC_66A_n7A BW20(LTE)+BW5(NR)



Frequency (MHz)	Result (dBm)	Factor (dB)	PK Limit (dBm)	Over Limit (dB)	Table (o)	ANT	EUT	Verdict
611.903	-66.67	-4.63	-25.0	-41.67	43.00	Vertical	Horizontal	Pass
2150.800	-36.31	4.00	-25.0	-11.31	172.00	Vertical	Horizontal	N/A
2654.100	-37.24	9.10	-25.0	-12.24	222.00	Vertical	Horizontal	N/A
6639.500	-40.20	15.08	-25.0	-15.20	20.00	Vertical	Horizontal	Pass
11931.575	-40.58	13.98	-25.0	-15.58	0.00	Vertical	Horizontal	Pass
17802.863	-41.39	13.12	-25.0	-16.39	64.00	Vertical	Horizontal	Pass

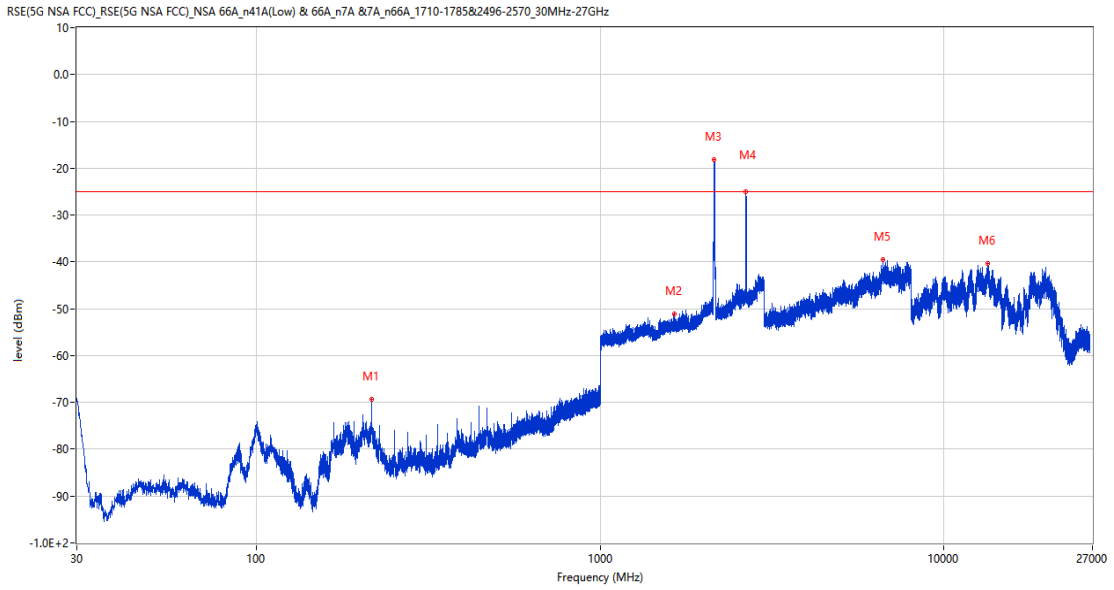
36.2 DC_66A_n7A BW20(LTE)+BW15(NR), QPSK, Middle Chanel

RSE-H&H DC_66A_n7A BW20(LTE)+BW15(NR)



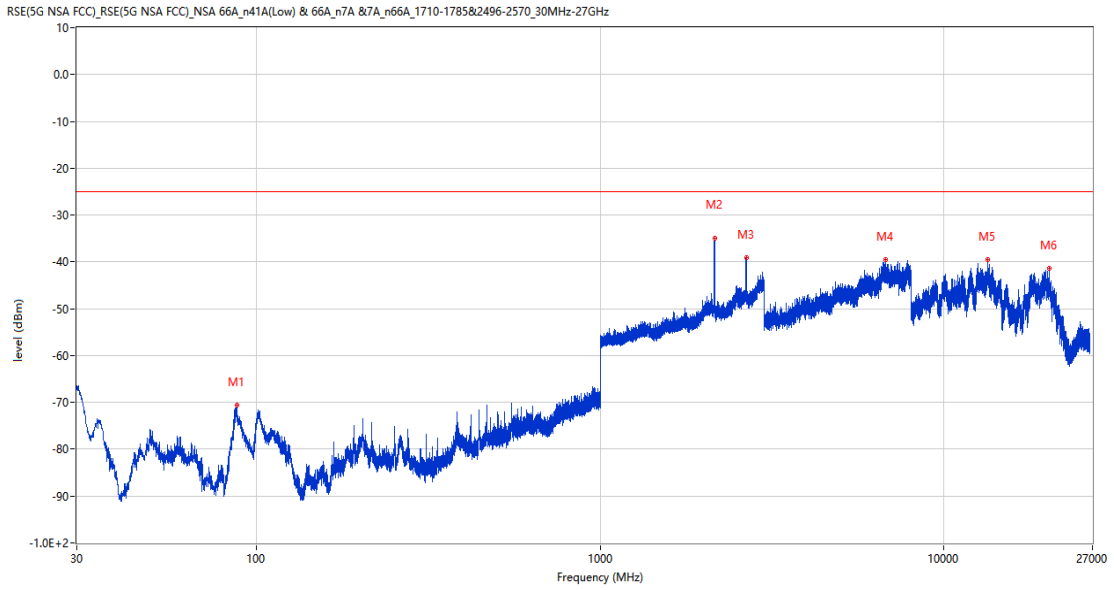
Frequency (MHz)	Result (dBm)	Factor (dB)	PK Limit (dBm)	Over Limit (dB)	Table (o)	ANT	EUT	Verdict
467.906	-64.77	-8.24	-25.0	-39.77	360.00	Horizontal	Horizontal	Pass
1736.800	-44.93	2.04	-25.0	-19.93	194.00	Horizontal	Horizontal	N/A
2143.300	-16.74	4.38	-25.0	8.26	220.00	Horizontal	Horizontal	N/A
2652.000	-26.56	9.35	-25.0	-1.56	157.00	Horizontal	Horizontal	N/A
6822.750	-39.43	14.18	-25.0	-14.43	360.00	Horizontal	Horizontal	Pass
12907.500	-40.12	15.36	-25.0	-15.12	221.00	Horizontal	Horizontal	Pass

RSE-H&V DC_66A_n7A BW20(LTE)+BW15(NR)



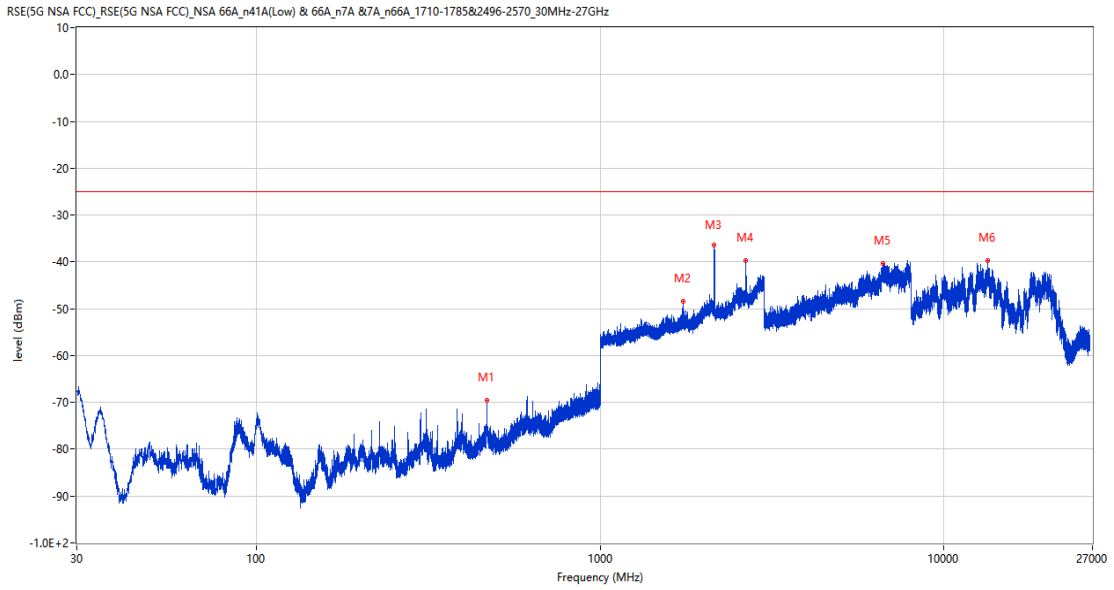
Frequency (MHz)	Result (dBm)	Factor (dB)	PK Limit (dBm)	Over Limit (dB)	Table (o)	ANT	EUT	Verdict
215.852	-69.43	-16.54	-25.0	-44.43	53.00	Horizontal	Vertical	Pass
1643.500	-51.21	1.14	-25.0	-26.21	128.00	Horizontal	Vertical	Pass
2146.100	-18.11	4.37	-25.0	6.89	209.00	Horizontal	Vertical	N/A
2652.900	-24.95	9.17	-25.0	0.05	109.00	Horizontal	Vertical	N/A
6649.750	-39.55	15.14	-25.0	-14.55	158.00	Horizontal	Vertical	Pass
13424.362	-40.36	16.47	-25.0	-15.36	181.00	Horizontal	Vertical	Pass

RSE-V&V DC_66A_n7A BW20(LTE)+BW15(NR)



Frequency (MHz)	Result (dBm)	Factor (dB)	PK Limit (dBm)	Over Limit (dB)	Table (o)	ANT	EUT	Verdict
87.473	-70.61	-20.23	-25.0	-45.61	94.00	Vertical	Vertical	Pass
2147.700	-34.96	4.21	-25.0	-9.96	343.00	Vertical	Vertical	N/A
2654.800	-39.20	9.08	-25.0	-14.20	32.00	Vertical	Vertical	N/A
6743.250	-39.48	14.85	-25.0	-14.48	23.00	Vertical	Vertical	Pass
13399.425	-39.42	17.00	-25.0	-14.42	-3.00	Vertical	Vertical	Pass
20206.600	-41.28	12.96	-25.0	-16.28	284.00	Vertical	Vertical	Pass

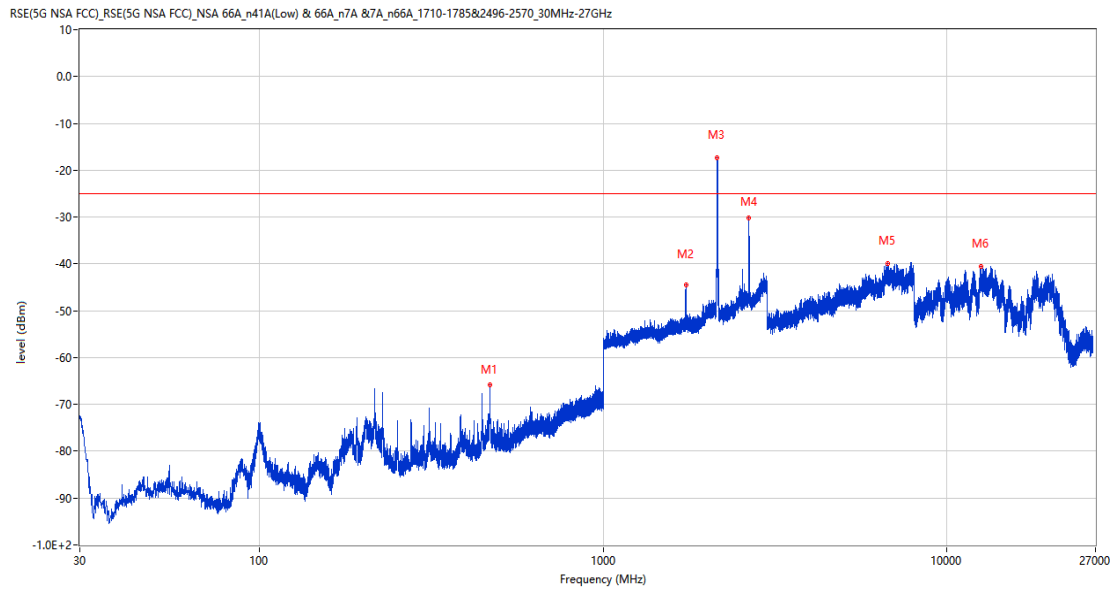
RSE-V&H DC_66A_n7A BW20(LTE)+BW15(NR)



Frequency (MHz)	Result (dBm)	Factor (dB)	PK Limit (dBm)	Over Limit (dB)	Table (o)	ANT	EUT	Verdict
467.712	-69.56	-8.22	-25.0	-44.56	60.00	Vertical	Horizontal	Pass
1736.800	-48.44	2.04	-25.0	-23.44	2.00	Vertical	Horizontal	N/A
2144.100	-36.42	4.50	-25.0	-11.42	134.00	Vertical	Horizontal	N/A
2649.300	-39.71	9.37	-25.0	-14.71	46.00	Vertical	Horizontal	N/A
6652.500	-40.40	15.05	-25.0	-15.40	5.00	Vertical	Horizontal	Pass
13383.412	-39.68	16.85	-25.0	-14.68	195.00	Vertical	Horizontal	Pass

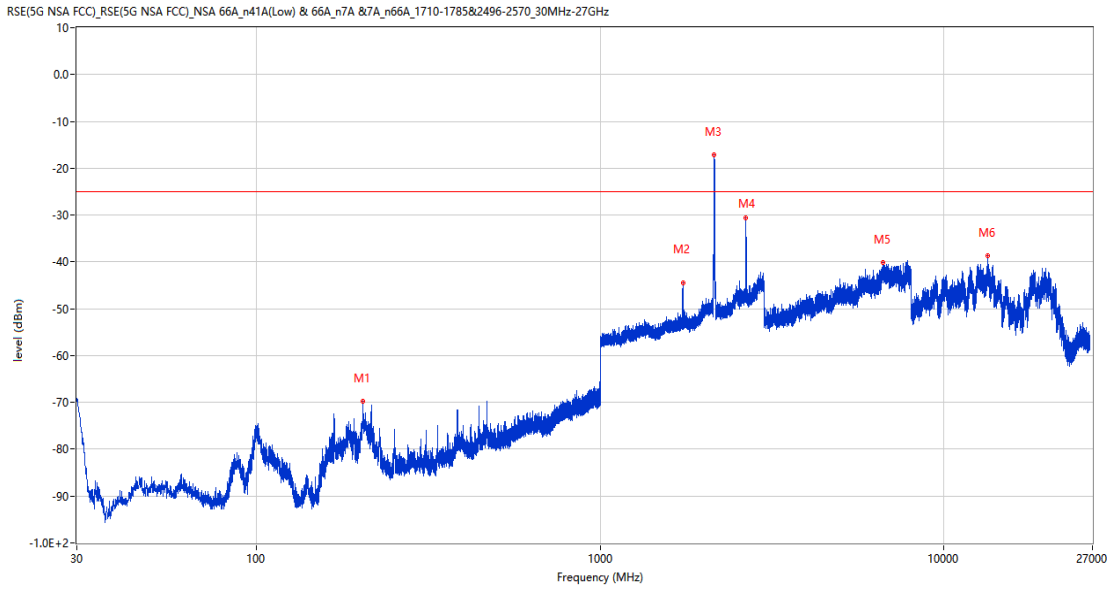
36.3 DC_66A_n7A BW20(LTE)+BW20(NR), QPSK, Middle Chanel

RSE-H&H DC_66A_n7A BW20(LTE)+BW20(NR)



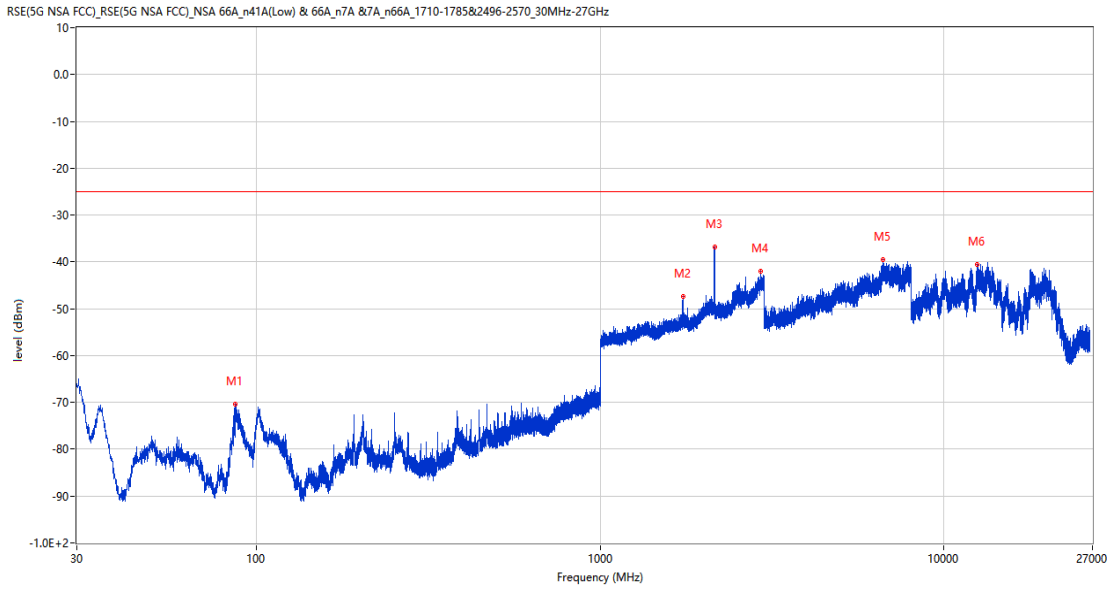
Frequency (MHz)	Result (dBm)	Factor (dB)	PK Limit (dBm)	Over Limit (dB)	Table (o)	ANT	EUT	Verdict
468.004	-65.83	-8.25	-25.0	-40.83	357.00	Horizontal	Horizontal	Pass
1736.900	-44.48	2.04	-25.0	-19.48	129.00	Horizontal	Horizontal	N/A
2138.300	-17.26	4.47	-25.0	7.74	219.00	Horizontal	Horizontal	N/A
2647.900	-30.20	9.37	-25.0	-5.20	208.00	Horizontal	Horizontal	N/A
6699.250	-39.97	15.32	-25.0	-14.97	68.00	Horizontal	Horizontal	Pass
12523.900	-40.64	14.34	-25.0	-15.64	35.00	Horizontal	Horizontal	Pass

RSE-H&V DC_66A_n7A BW20(LTE)+BW20(NR)



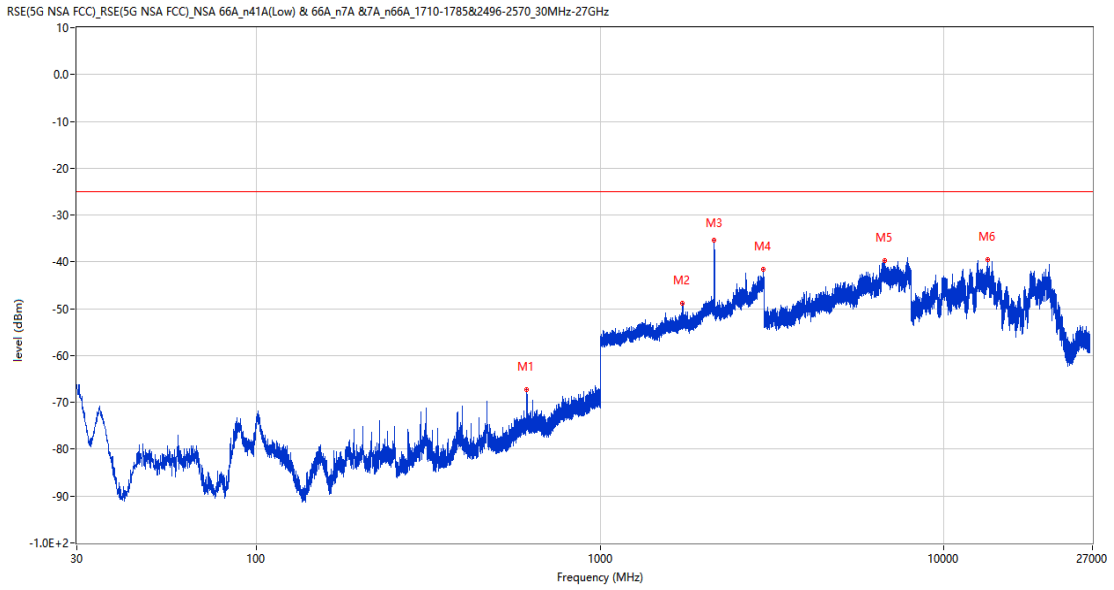
Frequency (MHz)	Result (dBm)	Factor (dB)	PK Limit (dBm)	Over Limit (dB)	Table (o)	ANT	EUT	Verdict
203.872	-69.82	-15.50	-25.0	-44.82	72.00	Horizontal	Vertical	Pass
1736.900	-44.46	2.04	-25.0	-19.46	172.00	Horizontal	Vertical	N/A
2143.900	-17.07	4.49	-25.0	7.93	209.00	Horizontal	Vertical	N/A
2649.400	-30.68	9.39	-25.0	-5.68	142.00	Horizontal	Vertical	N/A
6653.250	-40.11	15.01	-25.0	-15.11	26.00	Horizontal	Vertical	Pass
13397.850	-38.75	16.99	-25.0	-13.75	133.00	Horizontal	Vertical	Pass

RSE-V&V DC_66A_n7A BW20(LTE)+BW20(NR)



Frequency (MHz)	Result (dBm)	Factor (dB)	PK Limit (dBm)	Over Limit (dB)	Table (o)	ANT	EUT	Verdict
86.600	-70.38	-20.48	-25.0	-45.38	135.00	Vertical	Vertical	Pass
1736.800	-47.45	2.04	-25.0	-22.45	248.00	Vertical	Vertical	N/A
2150.600	-36.76	4.01	-25.0	-11.76	335.00	Vertical	Vertical	N/A
2921.700	-42.04	12.28	-25.0	-17.04	187.00	Vertical	Vertical	Pass
6629.750	-39.45	14.71	-25.0	-14.45	104.00	Vertical	Vertical	Pass
12495.875	-40.47	14.68	-25.0	-15.47	286.00	Vertical	Vertical	Pass

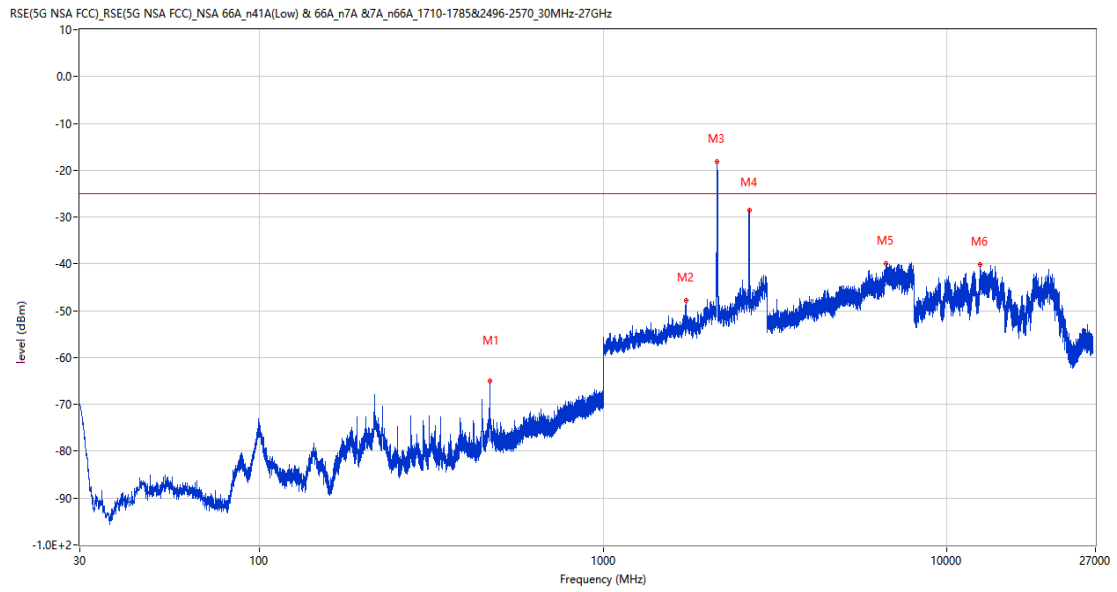
RSE-V&H DC_66A_n7A BW20(LTE)+BW20(NR)



Frequency (MHz)	Result (dBm)	Factor (dB)	PK Limit (dBm)	Over Limit (dB)	Table (o)	ANT	EUT	Verdict
611.661	-67.34	-4.68	-25.0	-42.34	45.00	Vertical	Horizontal	Pass
1736.500	-48.91	2.04	-25.0	-23.91	351.00	Vertical	Horizontal	N/A
2138.100	-35.46	4.50	-25.0	-10.46	137.00	Vertical	Horizontal	N/A
2973.300	-41.64	12.83	-25.0	-16.64	272.00	Vertical	Horizontal	Pass
6732.750	-39.80	15.16	-25.0	-14.80	200.00	Vertical	Horizontal	Pass
13387.875	-39.43	16.90	-25.0	-14.43	158.00	Vertical	Horizontal	Pass

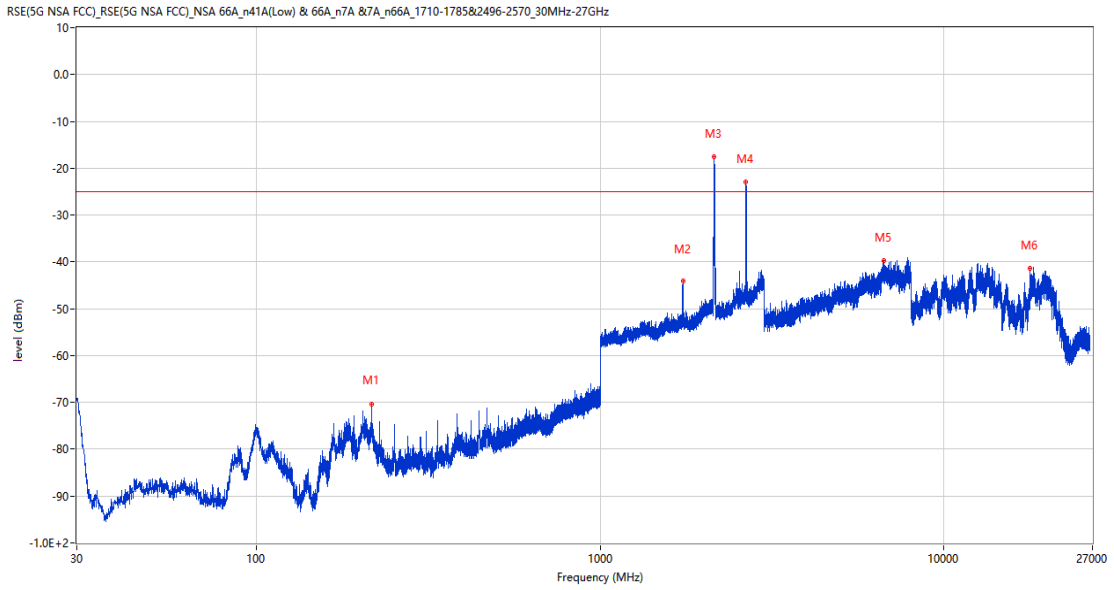
36.4 DC_66A_n7A BW20(LTE)+BW5(NR), PI/2 BPSK, Middle Chanel

RSE-H&H DC_66A_n7A BW20(LTE)+BW5(NR)



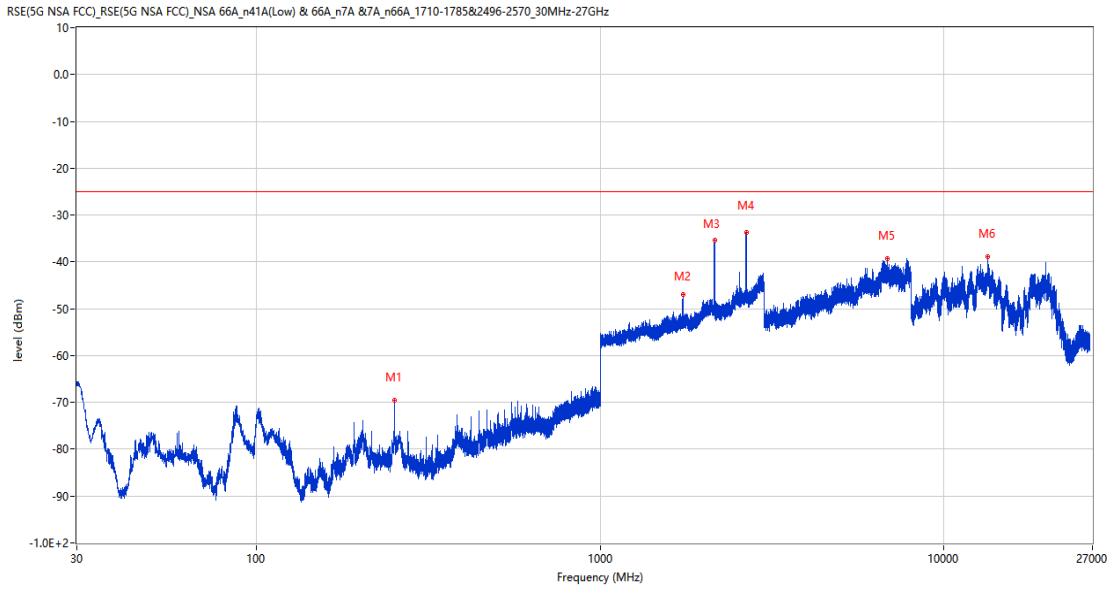
Frequency (MHz)	Result (dBm)	Factor (dB)	PK Limit (dBm)	Over Limit (dB)	Table (o)	ANT	EUT	Verdict
467.567	-65.01	-8.21	-25.0	-40.01	354.00	Horizontal	Horizontal	Pass
1736.900	-47.89	2.04	-25.0	-22.89	112.00	Horizontal	Horizontal	N/A
2139.900	-18.12	4.43	-25.0	6.88	209.00	Horizontal	Horizontal	N/A
2656.800	-28.47	8.83	-25.0	-3.47	223.00	Horizontal	Horizontal	N/A
6620.000	-39.95	14.66	-25.0	-14.95	342.00	Horizontal	Horizontal	Pass
12504.424	-40.22	14.65	-25.0	-15.22	362.00	Horizontal	Horizontal	Pass

RSE-H&V DC_66A_n7A BW20(LTE)+BW5(NR)



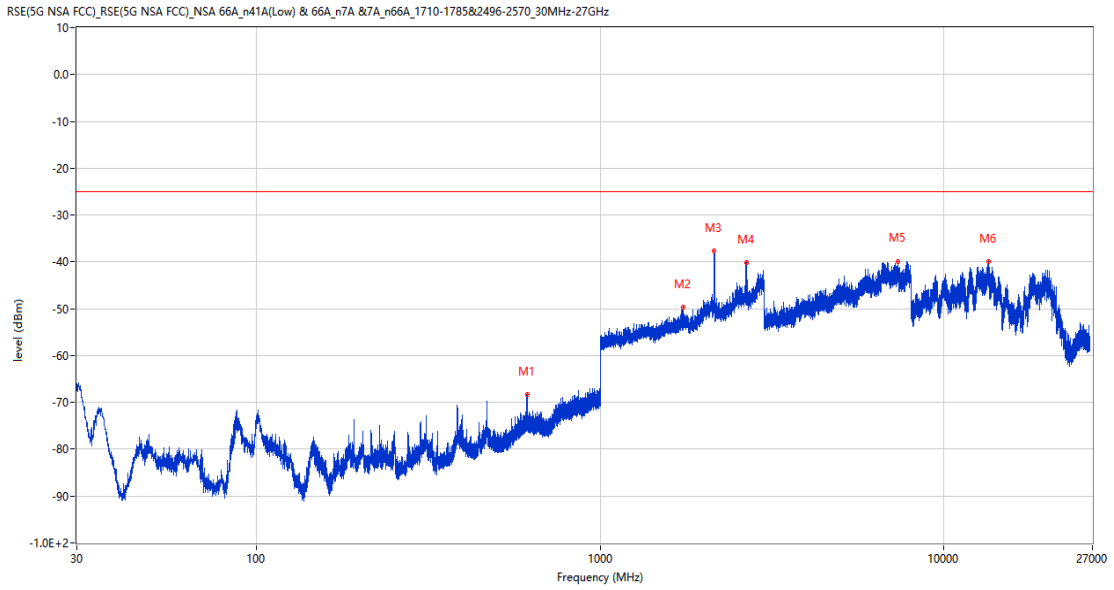
Frequency (MHz)	Result (dBm)	Factor (dB)	PK Limit (dBm)	Over Limit (dB)	Table (o)	ANT	EUT	Verdict
215.900	-70.48	-16.53	-25.0	-45.48	83.00	Horizontal	Vertical	Pass
1736.800	-44.04	2.04	-25.0	-19.04	175.00	Horizontal	Vertical	N/A
2138.900	-17.65	4.43	-25.0	7.35	212.00	Horizontal	Vertical	N/A
2654.200	-22.93	9.10	-25.0	2.07	199.00	Horizontal	Vertical	N/A
6666.000	-39.62	14.69	-25.0	-14.62	286.00	Horizontal	Vertical	Pass
17800.761	-41.36	13.18	-25.0	-16.36	321.00	Horizontal	Vertical	Pass

RSE-V&V DC_66A_n7A BW20(LTE)+BW5(NR)



Frequency (MHz)	Result (dBm)	Factor (dB)	PK Limit (dBm)	Over Limit (dB)	Table (o)	ANT	EUT	Verdict
251.839	-69.63	-15.63	-25.0	-44.63	117.00	Vertical	Vertical	Pass
1736.800	-46.88	2.04	-25.0	-21.88	201.00	Vertical	Vertical	N/A
2154.400	-35.40	3.92	-25.0	-10.40	337.00	Vertical	Vertical	N/A
2654.700	-33.79	9.09	-25.0	-8.79	28.00	Vertical	Vertical	N/A
6831.000	-39.38	14.21	-25.0	-14.38	91.00	Vertical	Vertical	Pass
13389.450	-38.95	16.91	-25.0	-13.95	-3.00	Vertical	Vertical	Pass

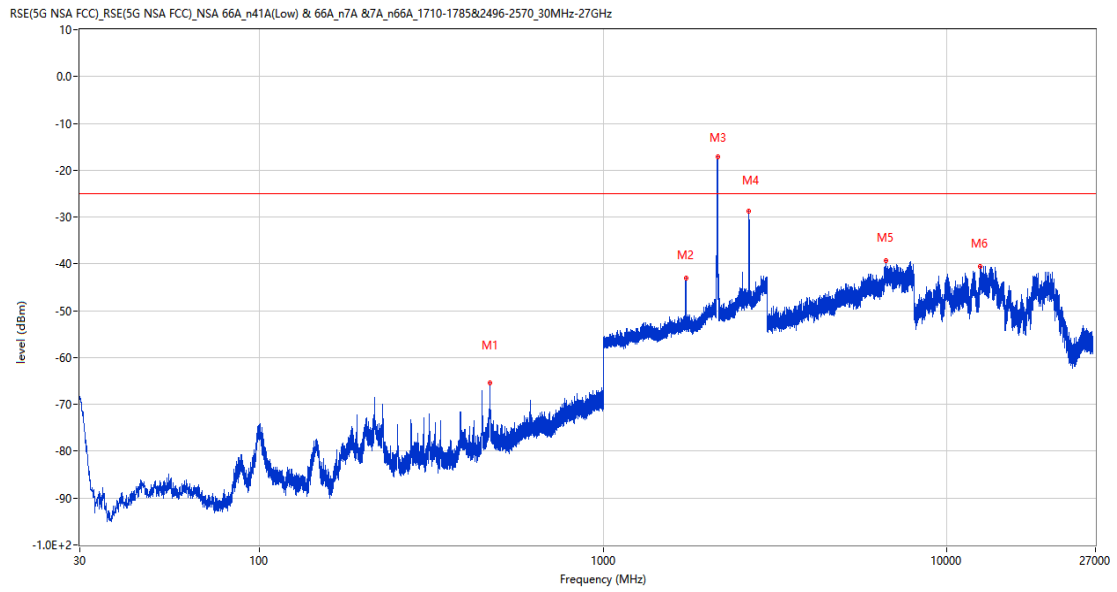
RSE-V&H DC_66A_n7A BW20(LTE)+BW5(NR)



Frequency (MHz)	Result (dBm)	Factor (dB)	PK Limit (dBm)	Over Limit (dB)	Table (o)	ANT	EUT	Verdict
611.758	-68.29	-4.66	-25.0	-43.29	51.00	Vertical	Horizontal	Pass
1737.100	-49.74	2.05	-25.0	-24.74	-2.00	Vertical	Horizontal	Pass
2139.600	-37.72	4.46	-25.0	-12.72	106.00	Vertical	Horizontal	N/A
2656.800	-40.20	8.83	-25.0	-15.20	-2.00	Vertical	Horizontal	N/A
7347.500	-39.94	14.61	-25.0	-14.94	3.00	Vertical	Horizontal	Pass
13487.887	-39.93	15.51	-25.0	-14.93	107.00	Vertical	Horizontal	Pass

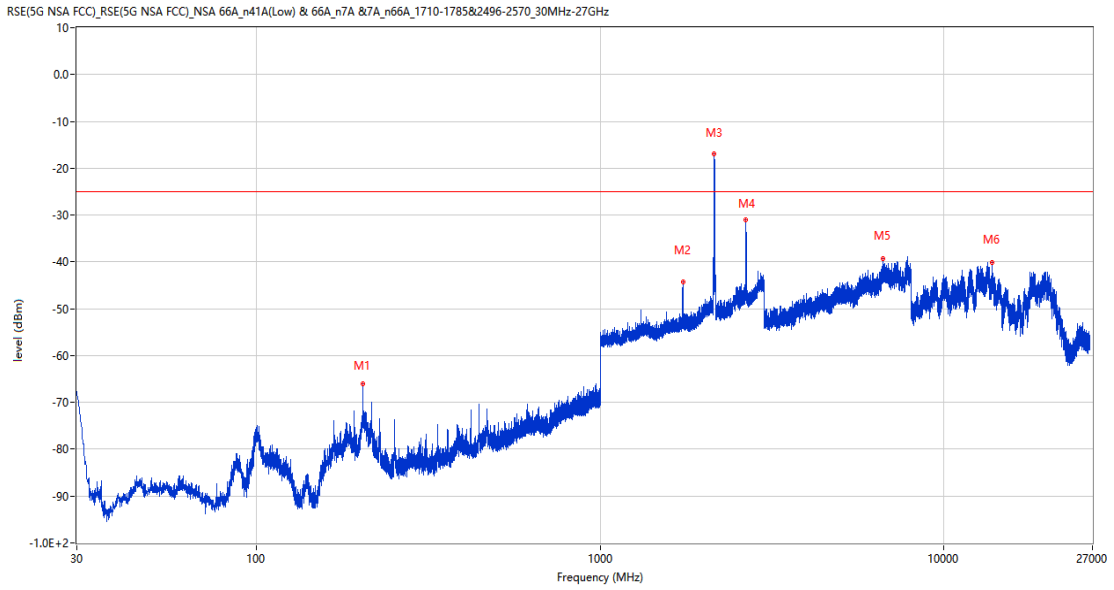
36.5 DC_66A_n7A BW20(LTE)+BW15(NR), PI/2 BPSK, Middle Chanel

RSE-H&H DC_66A_n7A BW20(LTE)+BW15(NR)



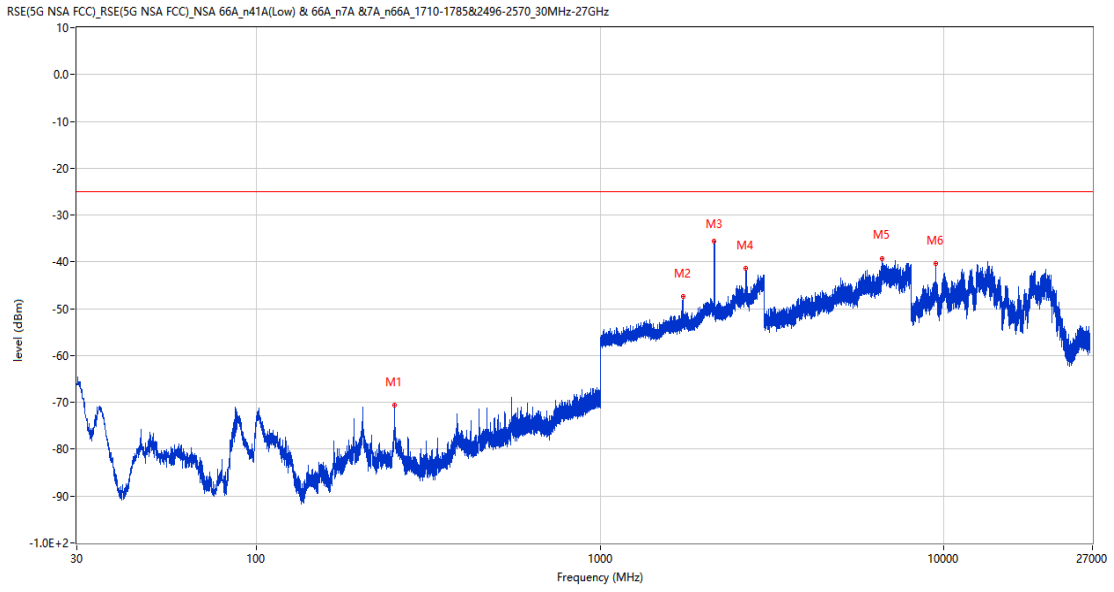
Frequency (MHz)	Result (dBm)	Factor (dB)	PK Limit (dBm)	Over Limit (dB)	Table (o)	ANT	EUT	Verdict
467.858	-65.39	-8.23	-25.0	-40.39	216.00	Horizontal	Horizontal	Pass
1736.900	-43.01	2.04	-25.0	-18.01	113.00	Horizontal	Horizontal	N/A
2149.700	-17.23	4.08	-25.0	7.77	217.00	Horizontal	Horizontal	N/A
2650.000	-28.64	9.44	-25.0	-3.64	186.00	Horizontal	Horizontal	N/A
6635.000	-39.33	14.97	-25.0	-14.33	186.00	Horizontal	Horizontal	Pass
12507.987	-40.60	14.59	-25.0	-15.60	15.00	Horizontal	Horizontal	Pass

RSE-H&V DC_66A_n7A BW20(LTE)+BW15(NR)



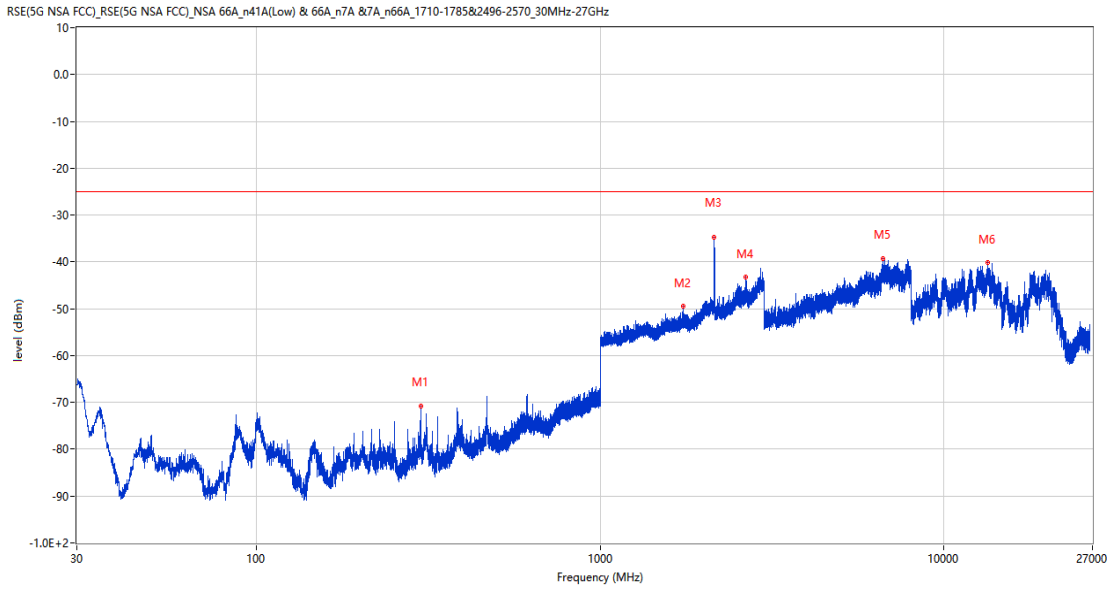
Frequency (MHz)	Result (dBm)	Factor (dB)	PK Limit (dBm)	Over Limit (dB)	Table (o)	ANT	EUT	Verdict
203.921	-66.08	-15.49	-25.0	-41.08	53.00	Horizontal	Vertical	Pass
1736.800	-44.34	2.04	-25.0	-19.34	184.00	Horizontal	Vertical	N/A
2146.400	-17.02	4.34	-25.0	7.98	216.00	Horizontal	Vertical	N/A
2649.100	-31.06	9.33	-25.0	-6.06	222.00	Horizontal	Vertical	N/A
6650.750	-39.32	15.09	-25.0	-14.32	179.00	Horizontal	Vertical	Pass
13805.250	-40.17	16.89	-25.0	-15.17	135.00	Horizontal	Vertical	Pass

RSE-V&V DC_66A_n7A BW20(LTE)+BW15(NR)



Frequency (MHz)	Result (dBm)	Factor (dB)	PK Limit (dBm)	Over Limit (dB)	Table (o)	ANT	EUT	Verdict
251.888	-70.57	-15.63	-25.0	-45.57	113.00	Vertical	Vertical	Pass
1736.800	-47.35	2.04	-25.0	-22.35	208.00	Vertical	Vertical	N/A
2146.200	-35.65	4.36	-25.0	-10.65	336.00	Vertical	Vertical	N/A
2651.500	-41.31	9.36	-25.0	-16.31	20.00	Vertical	Vertical	N/A
6607.000	-39.29	14.35	-25.0	-14.29	200.00	Vertical	Vertical	Pass
9452.313	-40.37	11.61	-25.0	-15.37	303.00	Vertical	Vertical	Pass

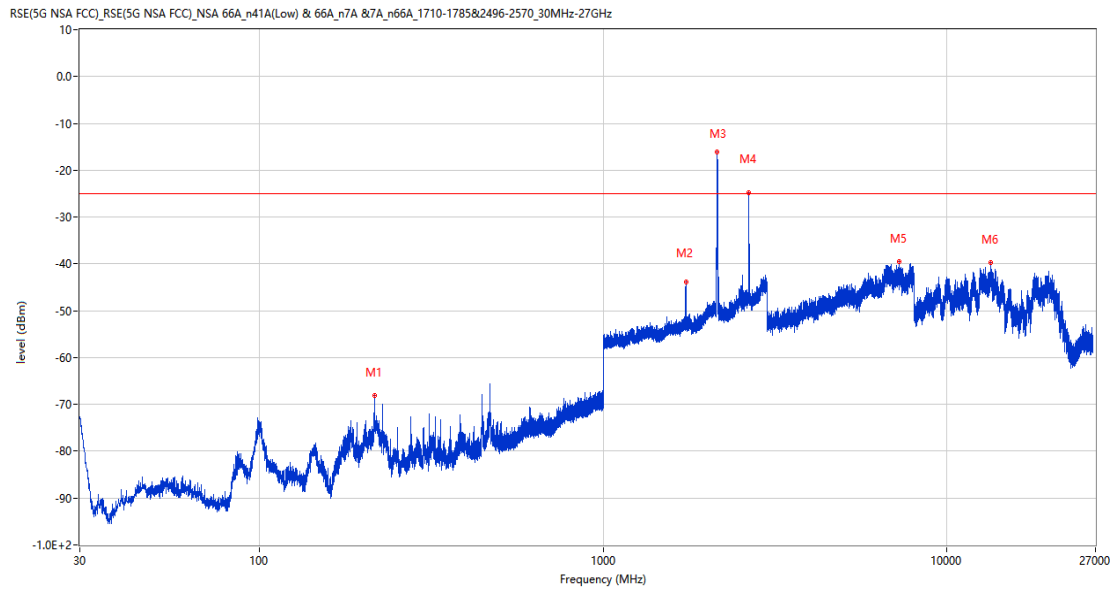
RSE-V&H DC_66A_n7A BW20(LTE)+BW15(NR)



Frequency (MHz)	Result (dBm)	Factor (dB)	PK Limit (dBm)	Over Limit (dB)	Table (o)	ANT	EUT	Verdict
299.854	-70.70	-14.56	-25.0	-45.70	89.00	Vertical	Horizontal	Pass
1737.100	-49.42	2.05	-25.0	-24.42	-2.00	Vertical	Horizontal	Pass
2139.400	-34.83	4.47	-25.0	-9.83	163.00	Vertical	Horizontal	N/A
2651.400	-43.23	9.36	-25.0	-18.23	65.00	Vertical	Horizontal	N/A
6644.750	-39.32	15.12	-25.0	-14.32	95.00	Vertical	Horizontal	Pass
13398.112	-40.21	16.99	-25.0	-15.21	83.00	Vertical	Horizontal	Pass

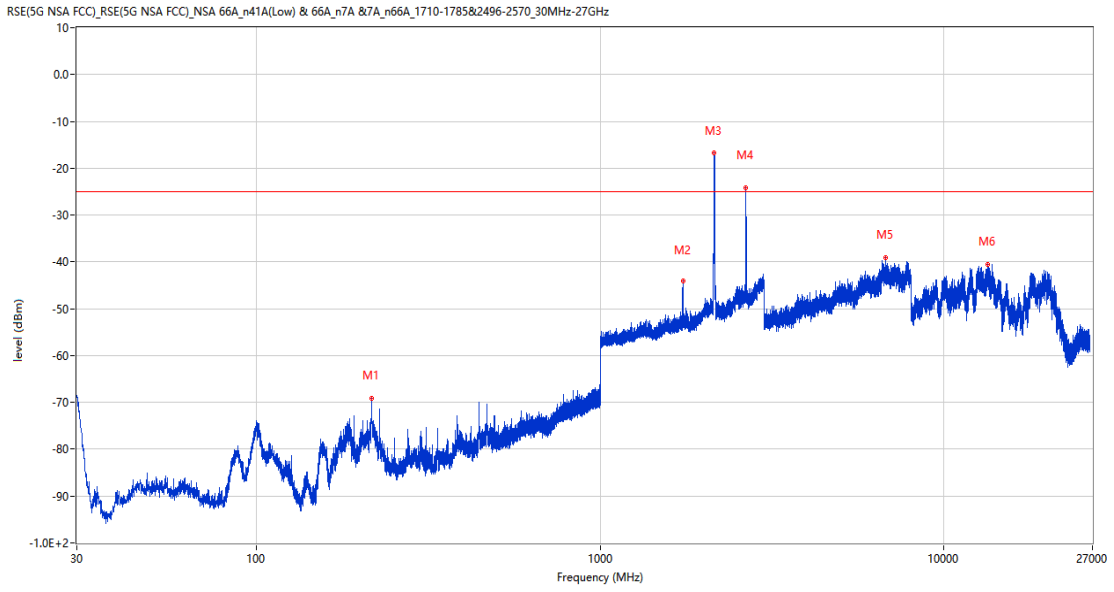
36.6 DC_66A_n7A BW20(LTE)+BW20(NR), PI/2 BPSK, Middle Chanel

RSE-H&H DC_66A_n7A BW20(LTE)+BW20(NR)



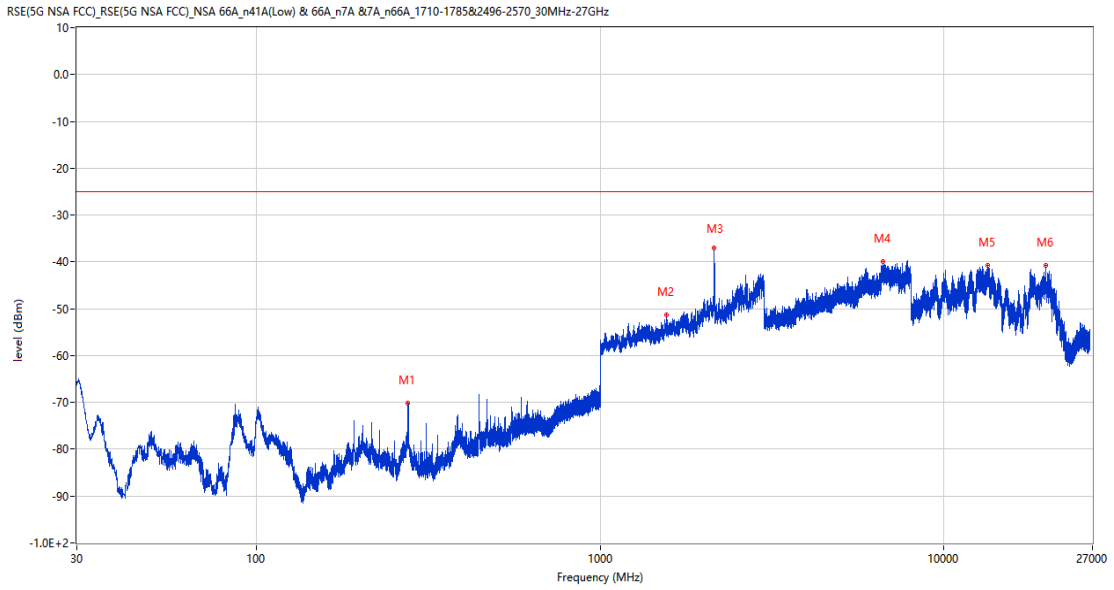
Frequency (MHz)	Result (dBm)	Factor (dB)	PK Limit (dBm)	Over Limit (dB)	Table (o)	ANT	EUT	Verdict
215.852	-68.09	-16.54	-25.0	-43.09	219.00	Horizontal	Horizontal	Pass
1736.900	-43.80	2.04	-25.0	-18.80	110.00	Horizontal	Horizontal	N/A
2137.800	-16.13	4.55	-25.0	8.87	215.00	Horizontal	Horizontal	N/A
2649.500	-24.89	9.41	-25.0	0.11	195.00	Horizontal	Horizontal	N/A
7272.500	-39.57	14.39	-25.0	-14.57	109.00	Horizontal	Horizontal	Pass
13381.049	-39.70	16.83	-25.0	-14.70	107.00	Horizontal	Horizontal	Pass

RSE-H&V DC_66A_n7A BW20(LTE)+BW20(NR)



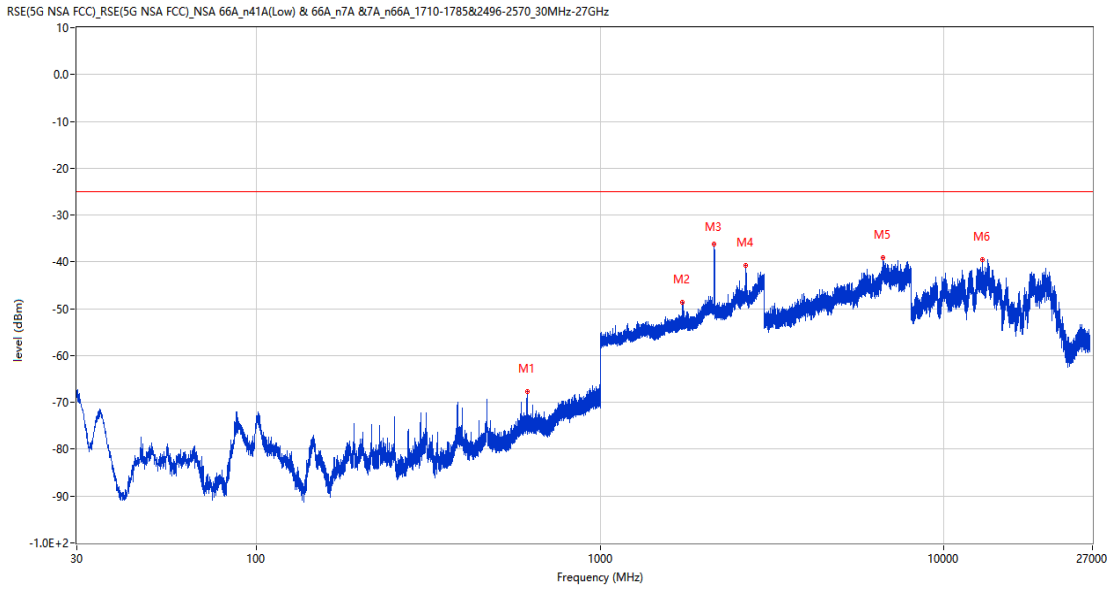
Frequency (MHz)	Result (dBm)	Factor (dB)	PK Limit (dBm)	Over Limit (dB)	Table (o)	ANT	EUT	Verdict
215.949	-69.13	-16.53	-25.0	-44.13	217.00	Horizontal	Vertical	Pass
1736.800	-44.08	2.04	-25.0	-19.08	171.00	Horizontal	Vertical	N/A
2141.000	-16.69	4.45	-25.0	8.31	208.00	Horizontal	Vertical	N/A
2650.100	-24.12	9.45	-25.0	0.88	190.00	Horizontal	Vertical	N/A
6748.750	-39.13	14.50	-25.0	-14.13	296.00	Horizontal	Vertical	Pass
13379.474	-40.64	16.82	-25.0	-15.64	81.00	Horizontal	Vertical	Pass

RSE-V&V DC_66A_n7A BW20(LTE)+BW20(NR)



Frequency (MHz)	Result (dBm)	Factor (dB)	PK Limit (dBm)	Over Limit (dB)	Table (o)	ANT	EUT	Verdict
275.944	-70.11	-13.89	-25.0	-45.11	117.00	Vertical	Vertical	Pass
1553.300	-51.35	1.09	-25.0	-26.35	150.00	Vertical	Vertical	Pass
2137.200	-37.11	4.52	-25.0	-12.11	101.00	Vertical	Vertical	N/A
6641.250	-39.99	14.98	-25.0	-14.99	251.00	Vertical	Vertical	Pass
13388.925	-40.76	16.91	-25.0	-15.76	252.00	Vertical	Vertical	Pass
19758.225	-40.67	12.94	-25.0	-15.67	302.00	Vertical	Vertical	Pass

RSE-V&H DC_66A_n7A BW20(LTE)+BW20(NR)



Frequency (MHz)	Result (dBm)	Factor (dB)	PK Limit (dBm)	Over Limit (dB)	Table (o)	ANT	EUT	Verdict
612.000	-67.70	-4.62	-25.0	-42.70	40.00	Vertical	Horizontal	Pass
1736.500	-48.57	2.04	-25.0	-23.57	-1.00	Vertical	Horizontal	N/A
2140.300	-36.10	4.37	-25.0	-11.10	168.00	Vertical	Horizontal	N/A
2647.200	-40.72	9.26	-25.0	-15.72	205.00	Vertical	Horizontal	N/A
6650.500	-39.10	15.10	-25.0	-14.10	330.00	Vertical	Horizontal	Pass
12907.763	-39.51	15.35	-25.0	-14.51	61.00	Vertical	Horizontal	Pass