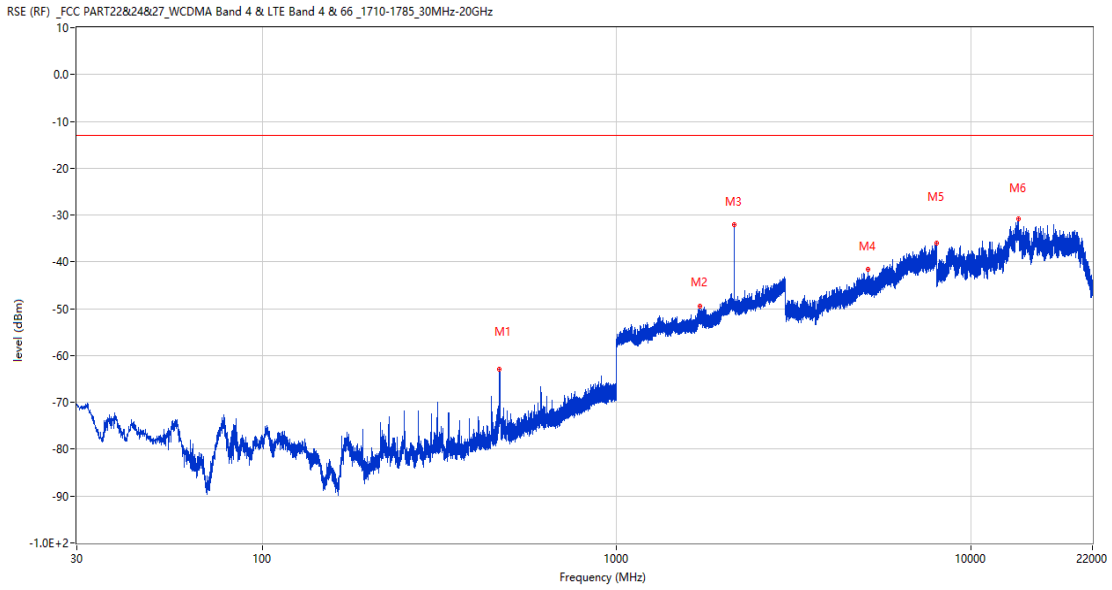
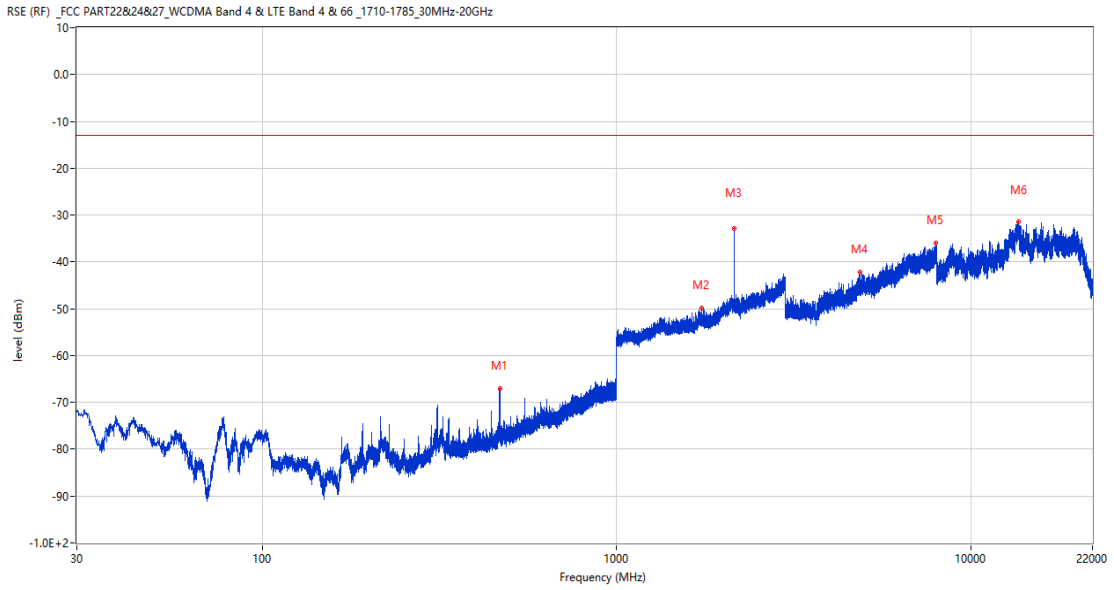


RSE-V&V LTE Band 66 BW3 CH132322



Frequency (MHz)	Result (dBm)	Factor (dB)	PK Limit (dBm)	Over Limit (dB)	Table (o)	ANT	EUT	Verdict
467.906	-62.97	-8.09	-13.0	-49.97	268.00	Vertical	Vertical	Pass
1717.500	-49.44	2.60	-13.0	-36.44	278.00	Vertical	Vertical	Pass
2145.100	-32.00	5.08	-13.0	-19.00	278.00	Vertical	Vertical	N/A
5106.250	-41.67	12.27	-13.0	-28.67	93.00	Vertical	Vertical	Pass
7998.750	-36.06	18.91	-13.0	-23.06	219.00	Vertical	Vertical	Pass
13574.638	-30.89	25.05	-13.0	-17.89	228.00	Vertical	Vertical	Pass

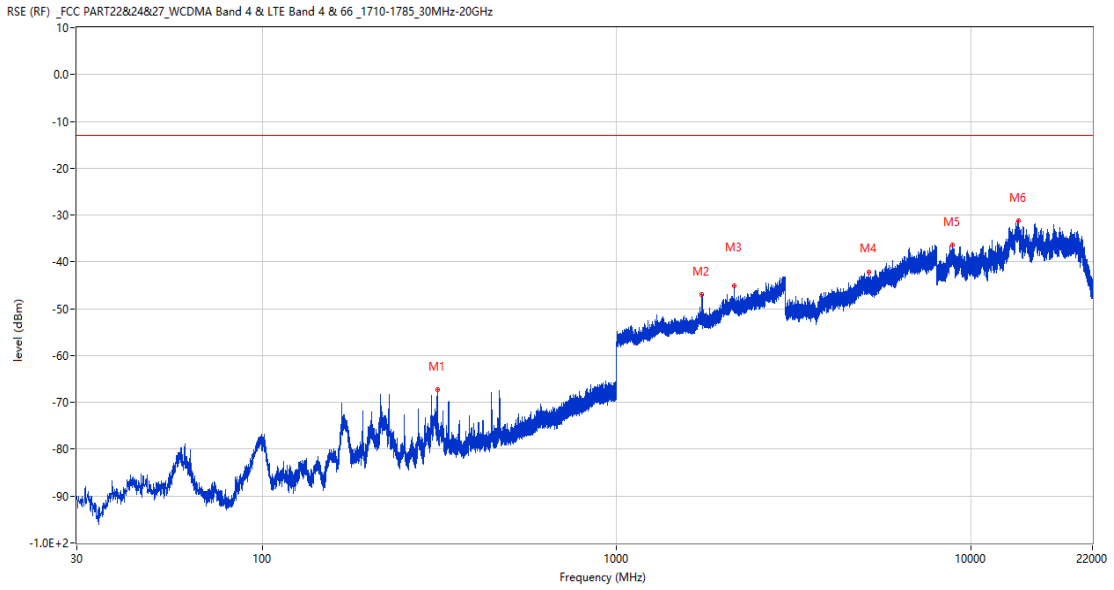
RSE-V&H LTE Band 66 BW3 CH132322



Frequency (MHz)	Result (dBm)	Factor (dB)	PK Limit (dBm)	Over Limit (dB)	Table (o)	ANT	EUT	Verdict
468.004	-67.14	-8.08	-13.0	-54.14	32.00	Vertical	Horizontal	Pass
1736.200	-49.87	2.41	-13.0	-36.87	74.00	Vertical	Horizontal	N/A
2144.600	-32.82	5.09	-13.0	-19.82	283.00	Vertical	Horizontal	N/A
4864.000	-42.15	12.35	-13.0	-29.15	92.00	Vertical	Horizontal	Pass
7932.250	-36.04	18.78	-13.0	-23.04	70.00	Vertical	Horizontal	Pass
13640.776	-31.53	24.84	-13.0	-18.53	-1.00	Vertical	Horizontal	Pass

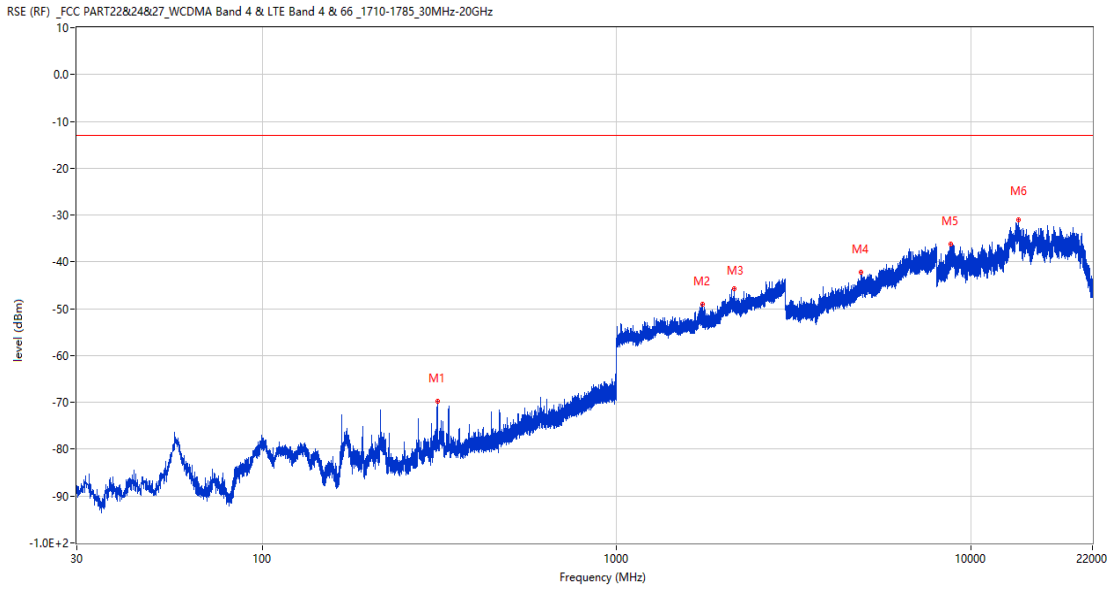
19.3 LTE Band 66 BW5, Middle Channel

RSE-H&H LTE Band 66 BW5 CH132322



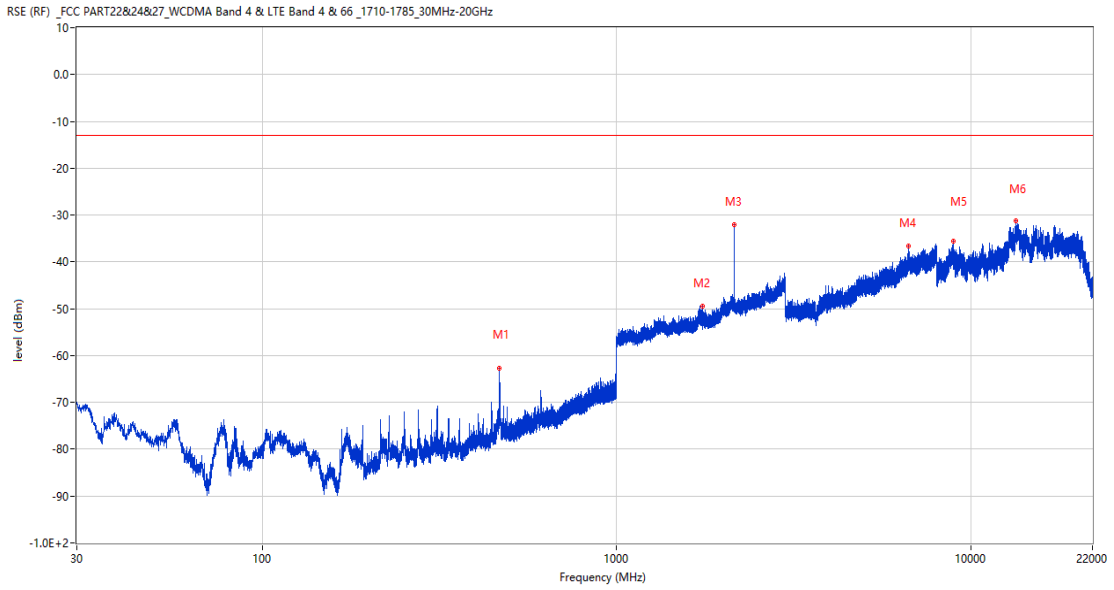
Frequency (MHz)	Result (dBm)	Factor (dB)	PK Limit (dBm)	Over Limit (dB)	Table (o)	ANT	EUT	Verdict
312.027	-67.22	-11.55	-13.0	-54.22	241.00	Horizontal	Horizontal	Pass
1742.600	-46.92	2.34	-13.0	-33.92	82.00	Horizontal	Horizontal	N/A
2144.100	-45.16	5.15	-13.0	-32.16	123.00	Horizontal	Horizontal	N/A
5135.000	-42.18	12.22	-13.0	-29.18	175.00	Horizontal	Horizontal	Pass
8885.401	-36.37	19.93	-13.0	-23.37	307.00	Horizontal	Horizontal	Pass
13583.887	-31.32	24.98	-13.0	-18.32	193.00	Horizontal	Horizontal	Pass

RSE-H&V LTE Band 66 BW5 CH132322



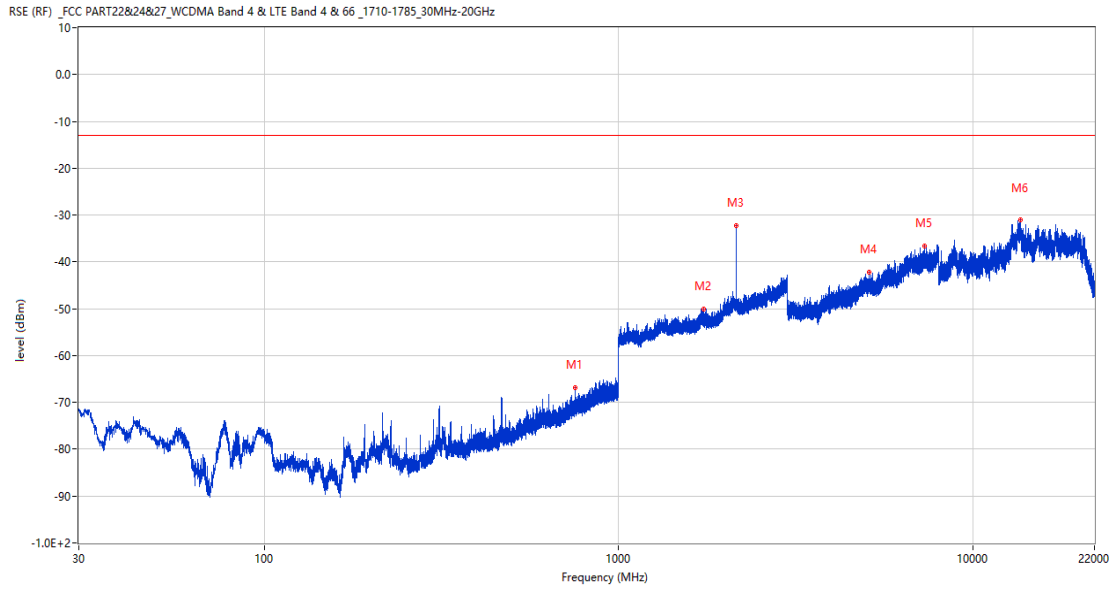
Frequency (MHz)	Result (dBm)	Factor (dB)	PK Limit (dBm)	Over Limit (dB)	Table (o)	ANT	EUT	Verdict
311.834	-69.82	-11.57	-13.0	-56.82	360.00	Horizontal	Vertical	Pass
1742.900	-48.97	2.34	-13.0	-35.97	17.00	Horizontal	Vertical	N/A
2145.100	-45.72	5.08	-13.0	-32.72	318.00	Horizontal	Vertical	N/A
4894.750	-42.12	12.38	-13.0	-29.12	0.00	Horizontal	Vertical	Pass
8784.938	-36.16	19.33	-13.0	-23.16	229.00	Horizontal	Vertical	Pass
13582.963	-31.03	24.99	-13.0	-18.03	309.00	Horizontal	Vertical	Pass

RSE-V&V LTE Band 66 BW5 CH132322



Frequency (MHz)	Result (dBm)	Factor (dB)	PK Limit (dBm)	Over Limit (dB)	Table (o)	ANT	EUT	Verdict
467.858	-62.69	-8.10	-13.0	-49.69	113.00	Vertical	Vertical	Pass
1742.900	-49.53	2.34	-13.0	-36.53	68.00	Vertical	Vertical	N/A
2145.700	-32.07	5.09	-13.0	-19.07	261.00	Vertical	Vertical	N/A
6672.750	-36.70	16.62	-13.0	-23.70	360.00	Vertical	Vertical	Pass
8917.224	-35.65	19.64	-13.0	-22.65	66.00	Vertical	Vertical	Pass
13378.076	-31.24	24.71	-13.0	-18.24	235.00	Vertical	Vertical	Pass

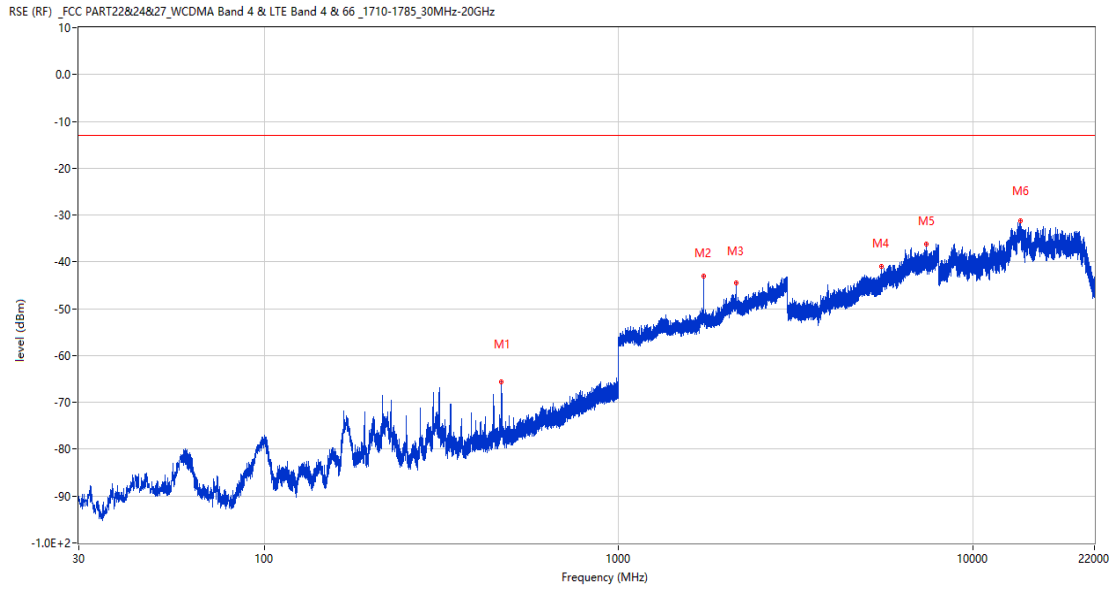
RSE-V&H LTE Band 66 BW5 CH132322



Frequency (MHz)	Result (dBm)	Factor (dB)	PK Limit (dBm)	Over Limit (dB)	Table (o)	ANT	EUT	Verdict
752.893	-66.83	-0.70	-13.0	-53.83	-2.00	Vertical	Horizontal	Pass
1739.500	-50.02	2.38	-13.0	-37.02	84.00	Vertical	Horizontal	N/A
2144.400	-32.21	5.12	-13.0	-19.21	-1.00	Vertical	Horizontal	N/A
5078.250	-42.23	12.25	-13.0	-29.23	354.00	Vertical	Horizontal	Pass
7290.500	-36.71	16.81	-13.0	-23.71	0.00	Vertical	Horizontal	Pass
13584.812	-31.07	24.98	-13.0	-18.07	228.00	Vertical	Horizontal	Pass

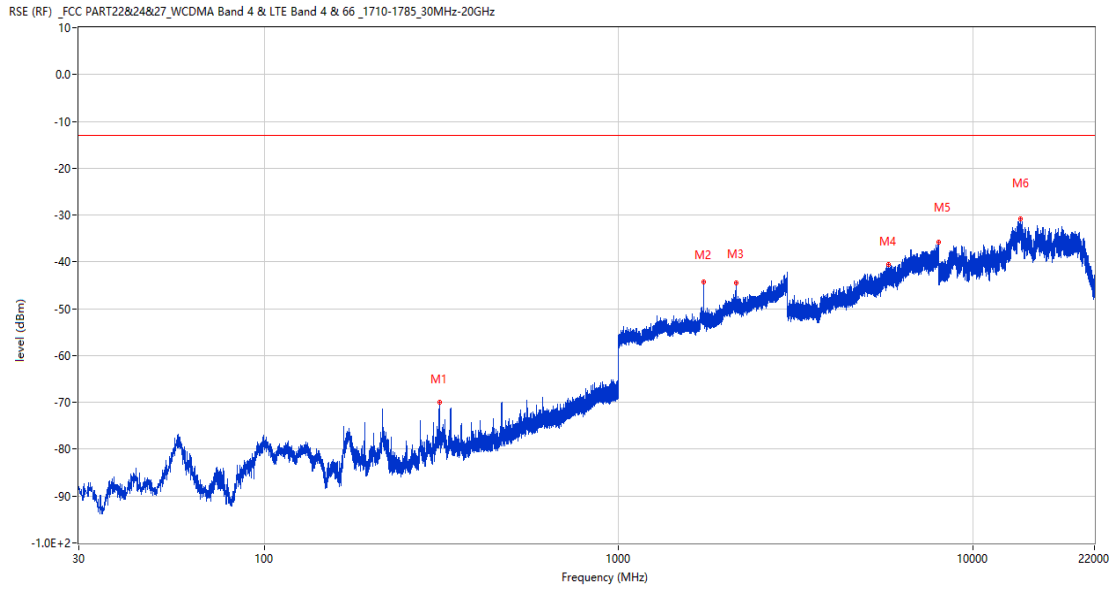
19.4 LTE Band 66 BW10, Middle Channel

RSE-H&H LTE Band 66 BW10 CH132322



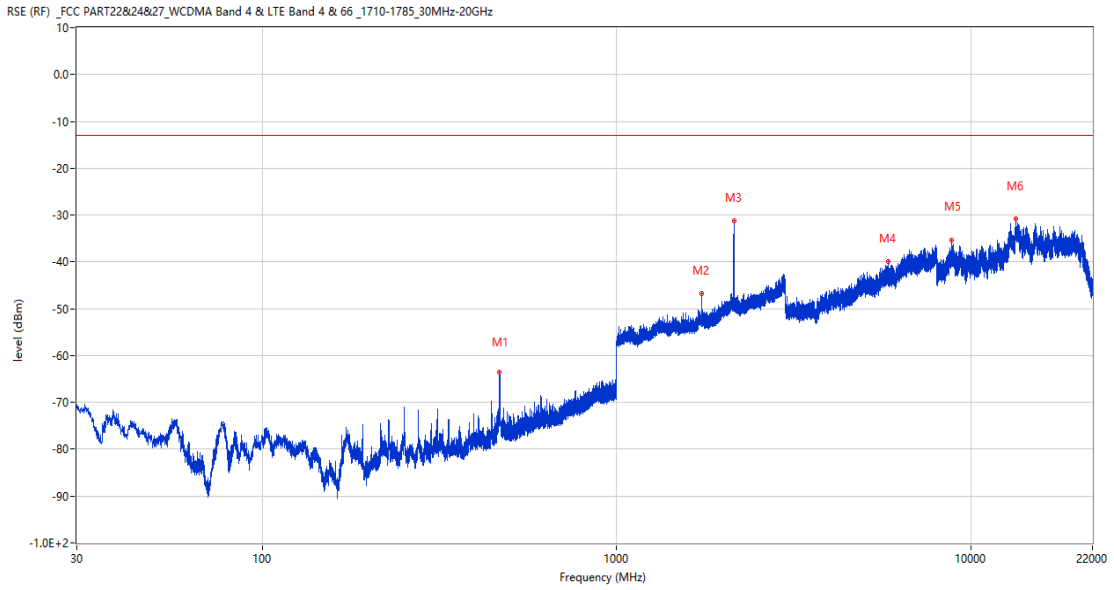
Frequency (MHz)	Result (dBm)	Factor (dB)	PK Limit (dBm)	Over Limit (dB)	Table (o)	ANT	EUT	Verdict
467.810	-65.68	-8.10	-13.0	-52.68	112.00	Horizontal	Horizontal	Pass
1740.600	-43.13	2.36	-13.0	-30.13	164.00	Horizontal	Horizontal	N/A
2146.500	-44.50	5.16	-13.0	-31.50	10.00	Horizontal	Horizontal	N/A
5530.500	-40.98	13.09	-13.0	-27.98	361.00	Horizontal	Horizontal	Pass
7381.000	-36.18	17.55	-13.0	-23.18	0.00	Horizontal	Horizontal	Pass
13571.401	-31.27	25.07	-13.0	-18.27	108.00	Horizontal	Horizontal	Pass

RSE-H&V LTE Band 66 BW10 CH132322



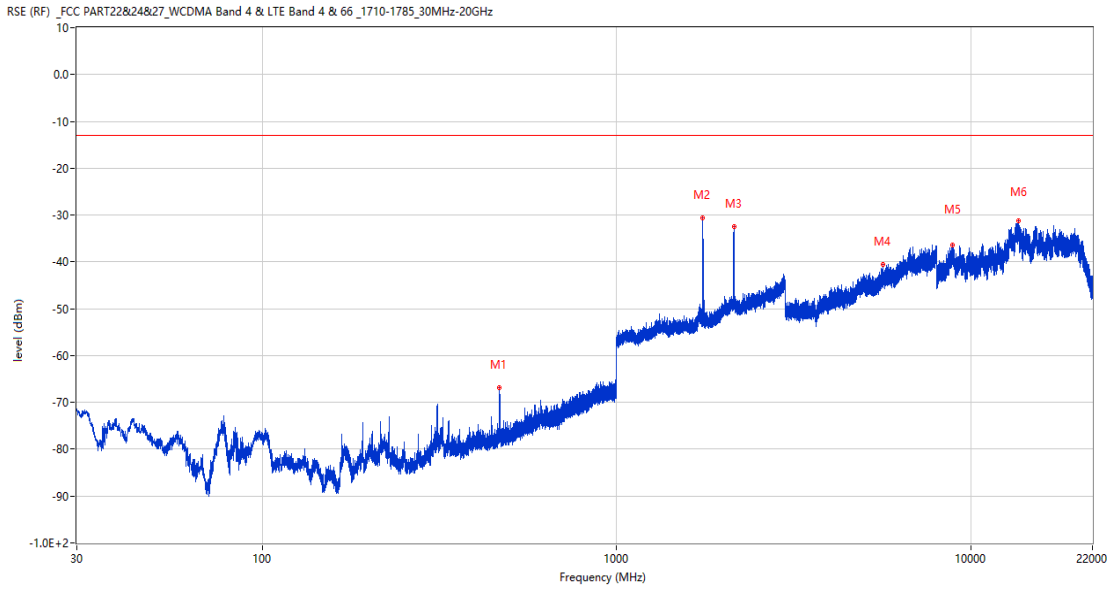
Frequency (MHz)	Result (dBm)	Factor (dB)	PK Limit (dBm)	Over Limit (dB)	Table (o)	ANT	EUT	Verdict
311.930	-69.97	-11.56	-13.0	-56.97	-1.00	Horizontal	Vertical	Pass
1740.400	-44.21	2.37	-13.0	-31.21	361.00	Horizontal	Vertical	N/A
2145.600	-44.48	5.08	-13.0	-31.48	350.00	Horizontal	Vertical	N/A
5770.000	-40.64	14.33	-13.0	-27.64	48.00	Horizontal	Vertical	Pass
8000.000	-35.78	19.04	-13.0	-22.78	291.00	Horizontal	Vertical	Pass
13576.487	-30.84	25.03	-13.0	-17.84	-1.00	Horizontal	Vertical	Pass

RSE-V&V LTE Band 66 BW10 CH132322



Frequency (MHz)	Result (dBm)	Factor (dB)	PK Limit (dBm)	Over Limit (dB)	Table (o)	ANT	EUT	Verdict
467.616	-63.63	-8.12	-13.0	-50.63	95.00	Vertical	Vertical	Pass
1740.400	-46.85	2.37	-13.0	-33.85	326.00	Vertical	Vertical	N/A
2145.300	-31.18	5.07	-13.0	-18.18	278.00	Vertical	Vertical	N/A
5831.500	-39.96	14.85	-13.0	-26.96	20.00	Vertical	Vertical	Pass
8822.700	-35.39	19.91	-13.0	-22.39	73.00	Vertical	Vertical	Pass
13382.237	-30.90	24.74	-13.0	-17.90	167.00	Vertical	Vertical	Pass

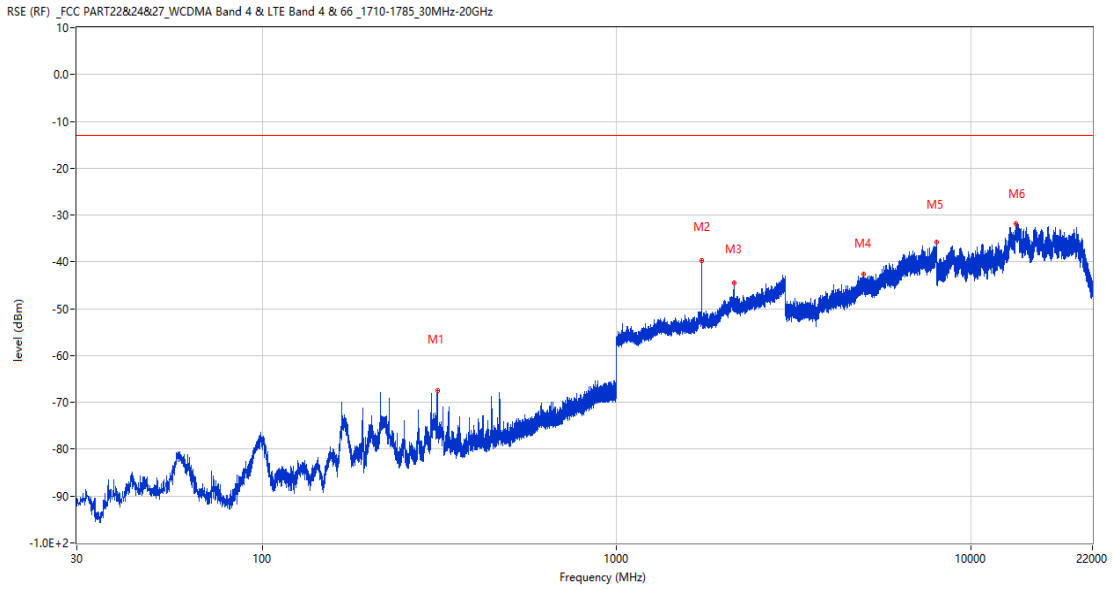
RSE-V&H LTE Band 66 BW10 CH132322



Frequency (MHz)	Result (dBm)	Factor (dB)	PK Limit (dBm)	Over Limit (dB)	Table (o)	ANT	EUT	Verdict
467.810	-66.76	-8.10	-13.0	-53.76	43.00	Vertical	Horizontal	Pass
1746.000	-30.57	2.31	-13.0	-17.57	41.00	Vertical	Horizontal	N/A
2144.100	-32.42	5.15	-13.0	-19.42	228.00	Vertical	Horizontal	N/A
5636.750	-40.55	13.56	-13.0	-27.55	28.00	Vertical	Horizontal	Pass
8843.600	-36.49	20.26	-13.0	-23.49	345.00	Vertical	Horizontal	Pass
13645.400	-31.26	24.83	-13.0	-18.26	213.00	Vertical	Horizontal	Pass

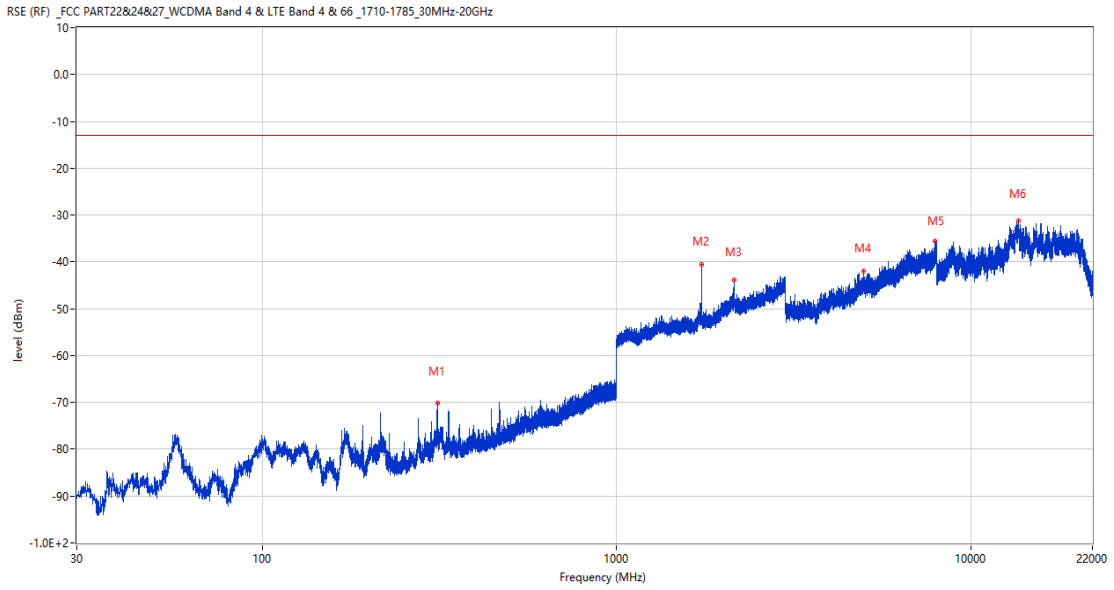
19.5 LTE Band 66 BW15, Middle Channel

RSE-H&H LTE Band 66 BW15 CH132322



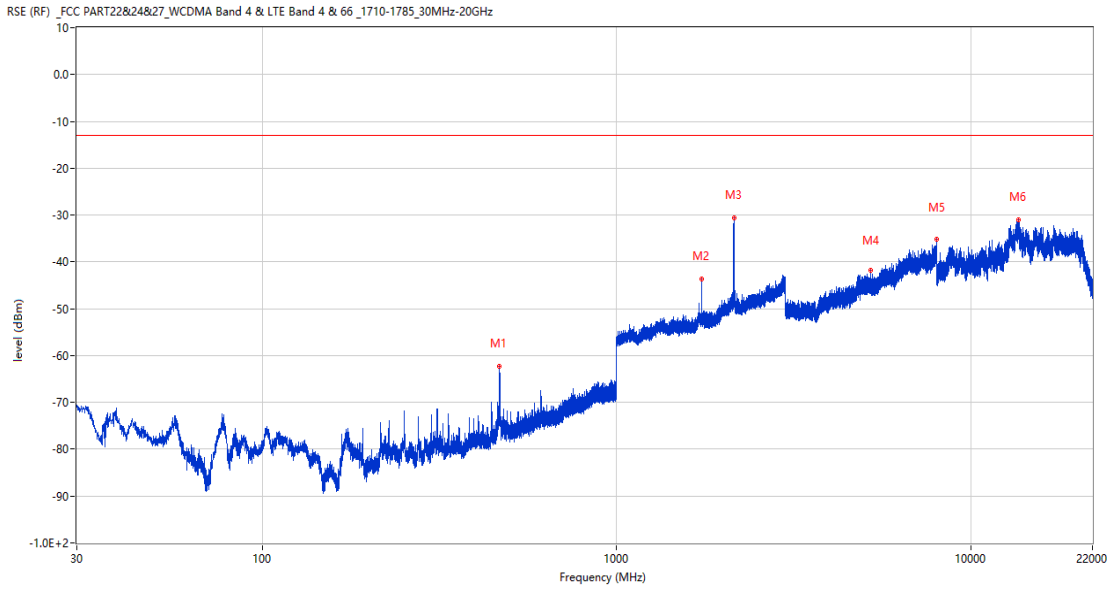
Frequency (MHz)	Result (dBm)	Factor (dB)	PK Limit (dBm)	Over Limit (dB)	Table (o)	ANT	EUT	Verdict
312.076	-67.45	-11.55	-13.0	-54.45	265.00	Horizontal	Horizontal	Pass
1738.200	-39.76	2.39	-13.0	-26.76	155.00	Horizontal	Horizontal	N/A
2147.400	-44.49	5.21	-13.0	-31.49	342.00	Horizontal	Horizontal	N/A
4979.250	-42.52	13.37	-13.0	-29.52	91.00	Horizontal	Horizontal	Pass
7992.500	-35.87	18.51	-13.0	-22.87	185.00	Horizontal	Horizontal	Pass
13367.437	-31.91	24.65	-13.0	-18.91	332.00	Horizontal	Horizontal	Pass

RSE-H&V LTE Band 66 BW15 CH132322



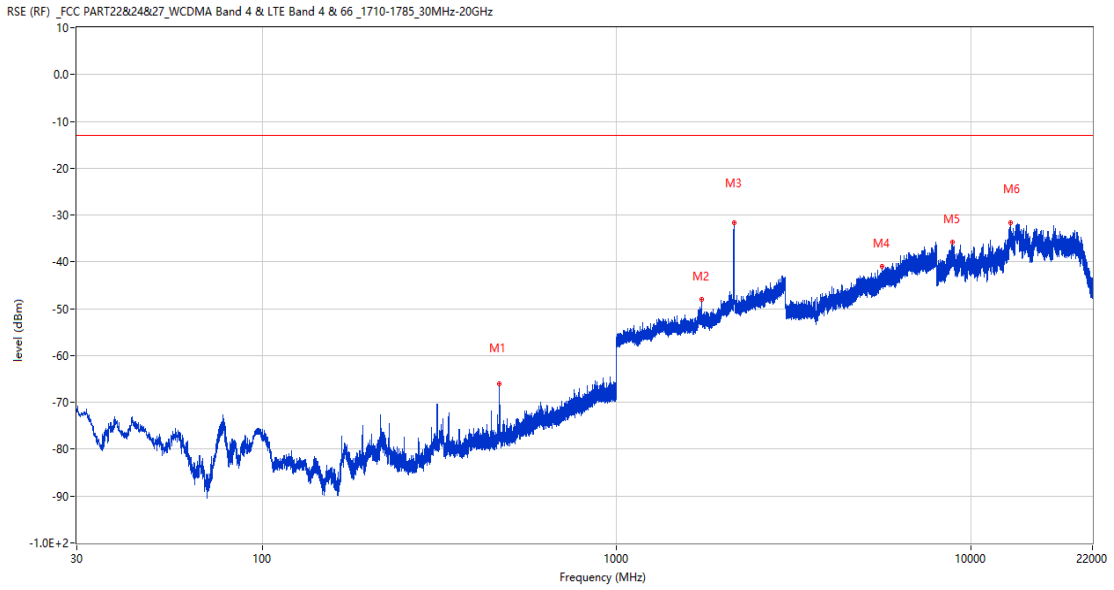
Frequency (MHz)	Result (dBm)	Factor (dB)	PK Limit (dBm)	Over Limit (dB)	Table (o)	ANT	EUT	Verdict
311.979	-70.15	-11.55	-13.0	-57.15	1.00	Horizontal	Vertical	Pass
1738.200	-40.57	2.39	-13.0	-27.57	25.00	Horizontal	Vertical	N/A
2143.900	-43.94	5.18	-13.0	-30.94	268.00	Horizontal	Vertical	N/A
4980.750	-42.10	13.33	-13.0	-29.10	238.00	Horizontal	Vertical	Pass
7925.500	-35.53	18.42	-13.0	-22.53	354.00	Horizontal	Vertical	Pass
13603.313	-31.30	24.87	-13.0	-18.30	46.00	Horizontal	Vertical	Pass

RSE-V&V LTE Band 66 BW15 CH132322



Frequency (MHz)	Result (dBm)	Factor (dB)	PK Limit (dBm)	Over Limit (dB)	Table (o)	ANT	EUT	Verdict
467.712	-62.31	-8.11	-13.0	-49.31	119.00	Vertical	Vertical	Pass
1738.100	-43.73	2.39	-13.0	-30.73	325.00	Vertical	Vertical	N/A
2148.600	-30.70	5.20	-13.0	-17.70	277.00	Vertical	Vertical	N/A
5200.250	-41.83	12.52	-13.0	-28.83	207.00	Vertical	Vertical	Pass
7991.750	-35.15	18.51	-13.0	-22.15	111.00	Vertical	Vertical	Pass
13623.663	-31.09	24.85	-13.0	-18.09	234.00	Vertical	Vertical	Pass

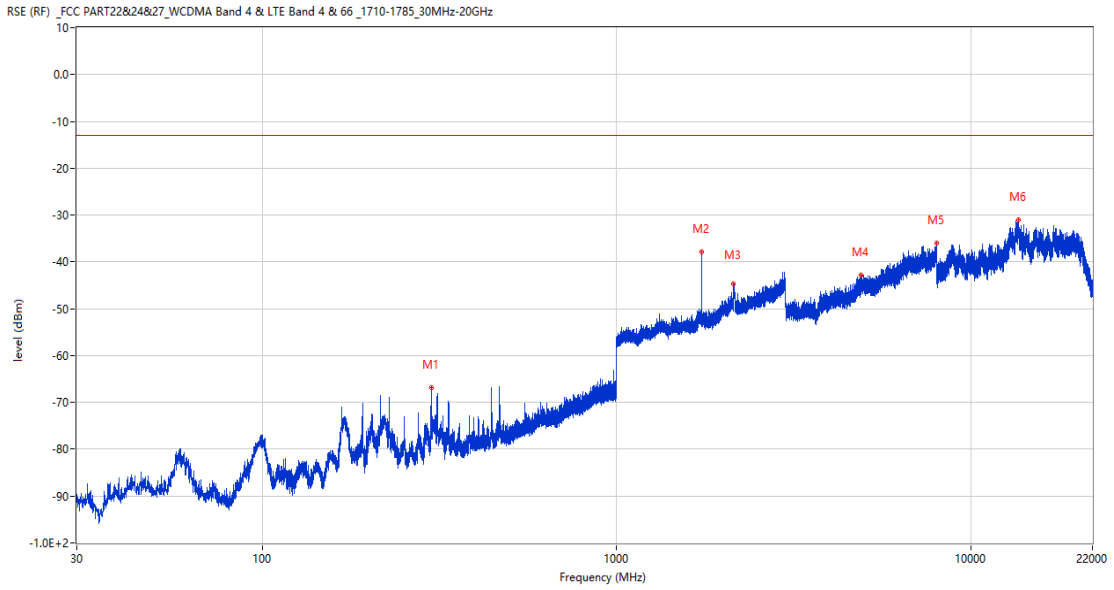
RSE-V&H LTE Band 66 BW15 CH132322



Frequency (MHz)	Result (dBm)	Factor (dB)	PK Limit (dBm)	Over Limit (dB)	Table (o)	ANT	EUT	Verdict
467.712	-65.97	-8.11	-13.0	-52.97	39.00	Vertical	Horizontal	Pass
1738.000	-48.04	2.39	-13.0	-35.04	2.00	Vertical	Horizontal	N/A
2148.200	-31.70	5.20	-13.0	-18.70	353.00	Vertical	Horizontal	N/A
5609.250	-40.98	13.72	-13.0	-27.98	218.00	Vertical	Horizontal	Pass
8843.362	-35.74	20.25	-13.0	-22.74	270.00	Vertical	Horizontal	Pass
12918.350	-31.54	23.48	-13.0	-18.54	127.00	Vertical	Horizontal	Pass

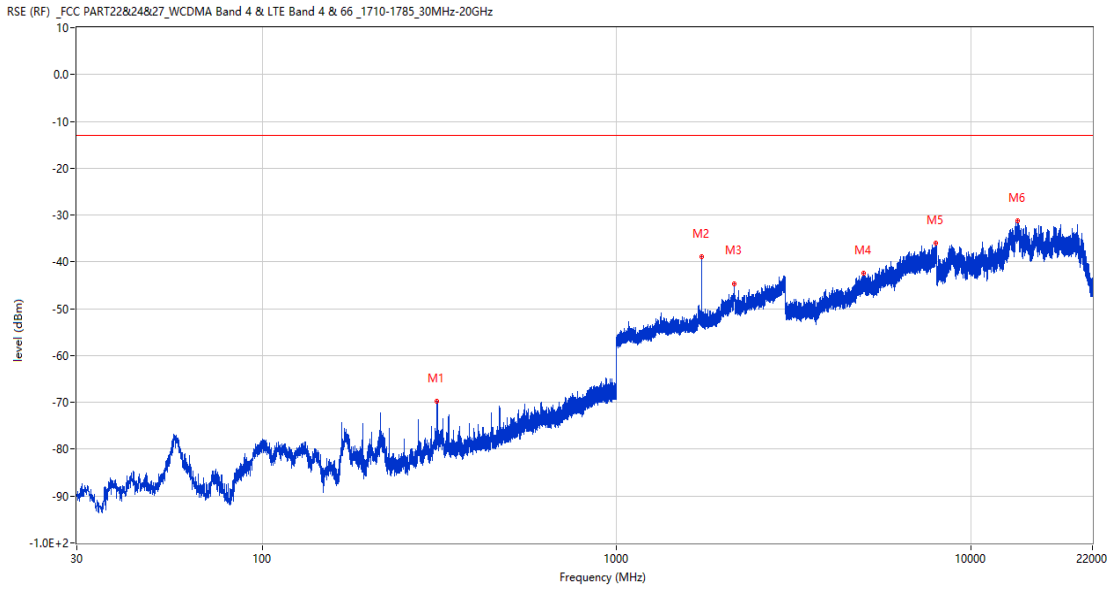
19.6 LTE Band 66 BW20, Middle Channel

RSE-H&H LTE Band 66 BW20 CH132322



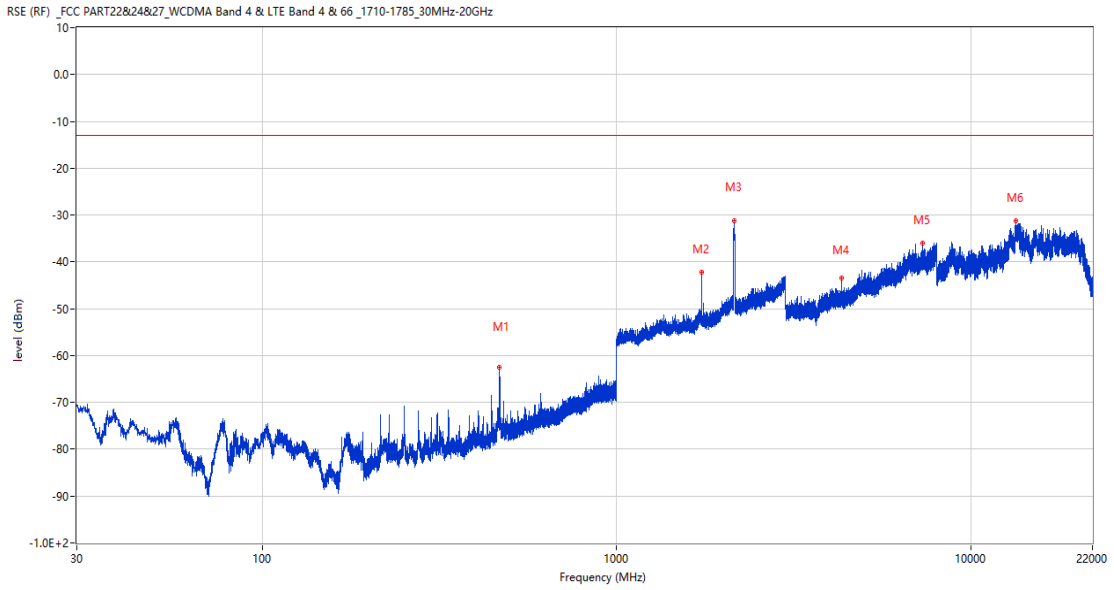
Frequency (MHz)	Result (dBm)	Factor (dB)	PK Limit (dBm)	Over Limit (dB)	Table (o)	ANT	EUT	Verdict
299.806	-66.83	-11.57	-13.0	-53.83	246.00	Horizontal	Horizontal	Pass
1736.000	-37.83	2.41	-13.0	-24.83	83.00	Horizontal	Horizontal	N/A
2137.300	-44.74	5.07	-13.0	-31.74	344.00	Horizontal	Horizontal	N/A
4882.500	-42.92	12.63	-13.0	-29.92	361.00	Horizontal	Horizontal	Pass
7992.000	-36.08	18.51	-13.0	-23.08	60.00	Horizontal	Horizontal	Pass
13632.451	-31.06	24.84	-13.0	-18.06	328.00	Horizontal	Horizontal	Pass

RSE-H&V LTE Band 66 BW20 CH132322



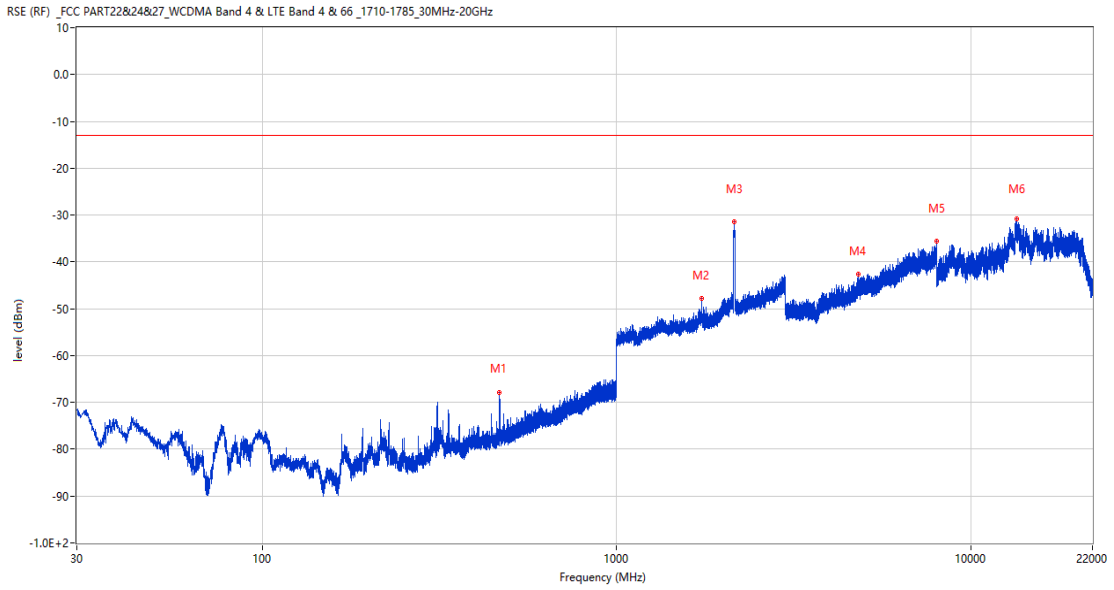
Frequency (MHz)	Result (dBm)	Factor (dB)	PK Limit (dBm)	Over Limit (dB)	Table (o)	ANT	EUT	Verdict
311.785	-69.70	-11.58	-13.0	-56.70	8.00	Horizontal	Vertical	Pass
1736.100	-38.97	2.41	-13.0	-25.97	19.00	Horizontal	Vertical	N/A
2148.400	-44.60	5.20	-13.0	-31.60	277.00	Horizontal	Vertical	N/A
4974.000	-42.44	13.47	-13.0	-29.44	281.00	Horizontal	Vertical	Pass
7939.250	-36.00	18.96	-13.0	-23.00	281.00	Horizontal	Vertical	Pass
13554.750	-31.22	25.19	-13.0	-18.22	362.00	Horizontal	Vertical	Pass

RSE-V&V LTE Band 66 BW20 CH132322



Frequency (MHz)	Result (dBm)	Factor (dB)	PK Limit (dBm)	Over Limit (dB)	Table (o)	ANT	EUT	Verdict
467.761	-62.56	-8.11	-13.0	-49.56	114.00	Vertical	Vertical	Pass
1736.300	-42.23	2.41	-13.0	-29.23	326.00	Vertical	Vertical	N/A
2153.000	-31.13	4.94	-13.0	-18.13	277.00	Vertical	Vertical	N/A
4304.250	-43.52	10.78	-13.0	-30.52	112.00	Vertical	Vertical	Pass
7297.750	-36.01	16.70	-13.0	-23.01	6.00	Vertical	Vertical	Pass
13396.575	-31.14	24.83	-13.0	-18.14	246.00	Vertical	Vertical	Pass

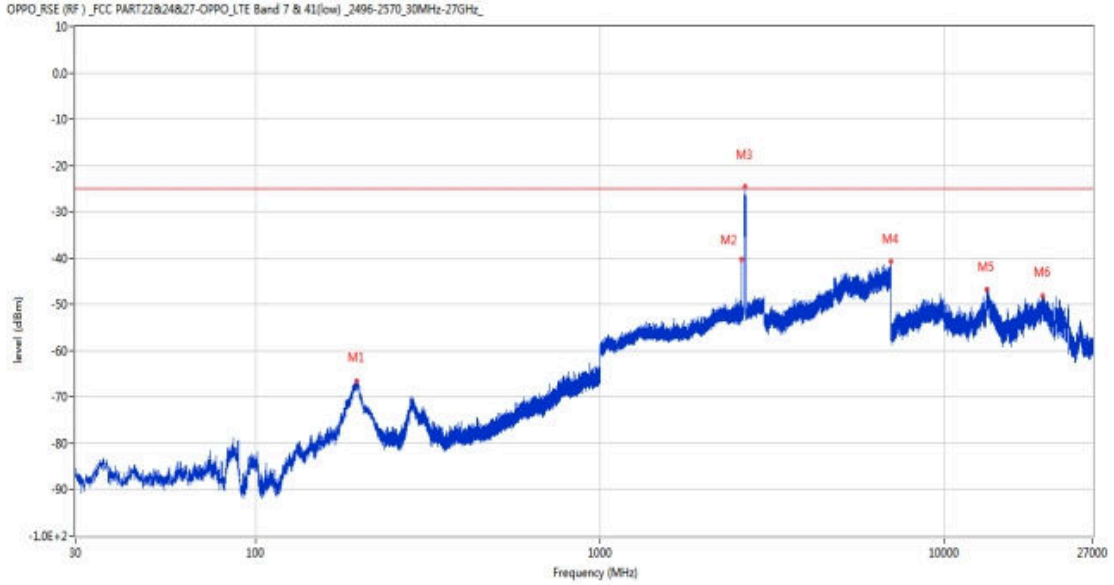
RSE-V&H LTE Band 66 BW20 CH132322



Frequency (MHz)	Result (dBm)	Factor (dB)	PK Limit (dBm)	Over Limit (dB)	Table (o)	ANT	EUT	Verdict
467.858	-67.90	-8.10	-13.0	-54.90	37.00	Vertical	Horizontal	Pass
1736.000	-47.90	2.41	-13.0	-34.90	-2.00	Vertical	Horizontal	N/A
2151.700	-31.53	5.08	-13.0	-18.53	-2.00	Vertical	Horizontal	N/A
4798.000	-42.68	12.54	-13.0	-29.68	194.00	Vertical	Horizontal	Pass
7997.500	-35.55	18.88	-13.0	-22.55	121.00	Vertical	Horizontal	Pass
13446.988	-30.75	24.53	-13.0	-17.75	193.00	Vertical	Horizontal	Pass

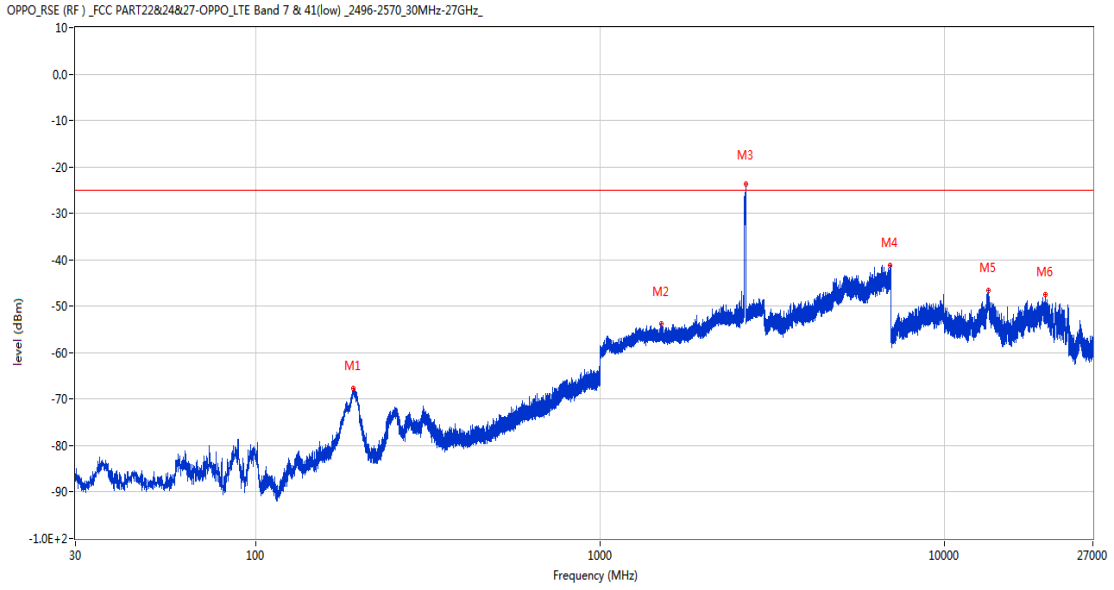
CA
 20 CA_7C
 20.1 CA_7C 20MHz+10MHz, QPSK, Low Channel

RSE-H&H CH20850 20M RB1 LOW CH20994 10M RB1 HIGH



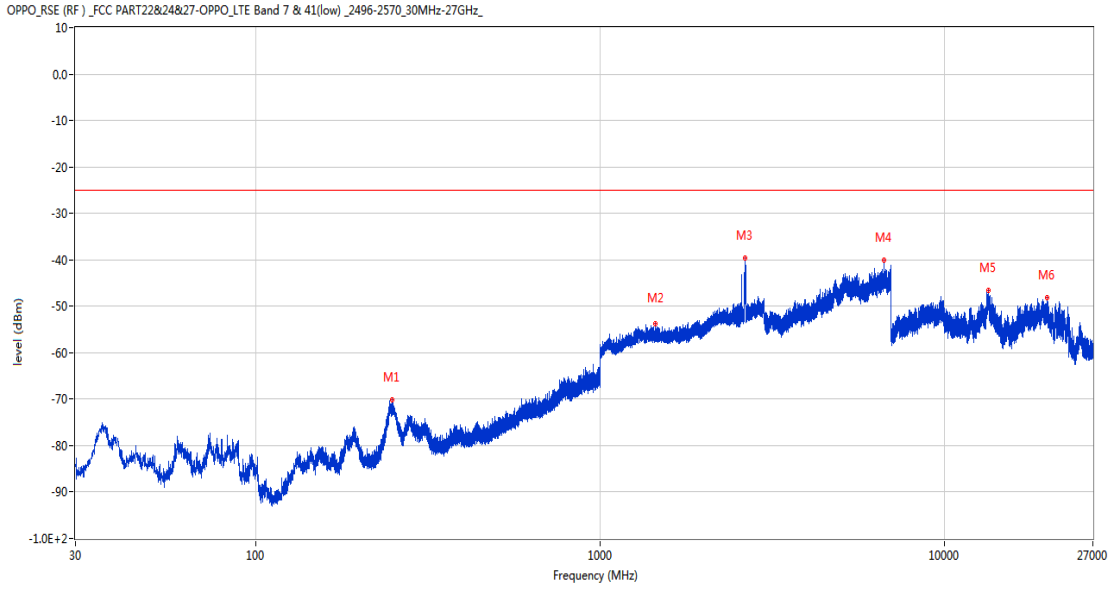
Frequency (MHz)	Result (dBm)	Factor (dB)	PK Limit (dBm)	Over Limit (dB)	Table (o)	ANT	EUT	Verdict
196.549	-66.58	-14.44	-25.0	-41.58	110.00	Horizontal	Horizontal	Pass
2585.000	-40.31	2.26	-25.0	-15.31	334.00	Horizontal	Horizontal	N/A
2643.100	-24.65	2.48	-25.0	0.35	134.00	Horizontal	Horizontal	N/A
6991.200	-40.68	13.44	-25.0	-15.68	292.00	Horizontal	Horizontal	Pass
13299.412	-46.86	5.40	-25.0	-21.86	8.00	Horizontal	Horizontal	Pass
19330.200	-48.25	10.98	-25.0	-23.25	0.00	Horizontal	Horizontal	Pass

RSE-H&V CH20850 20M RB1 LOW CH20994 10M RB1 HIGH



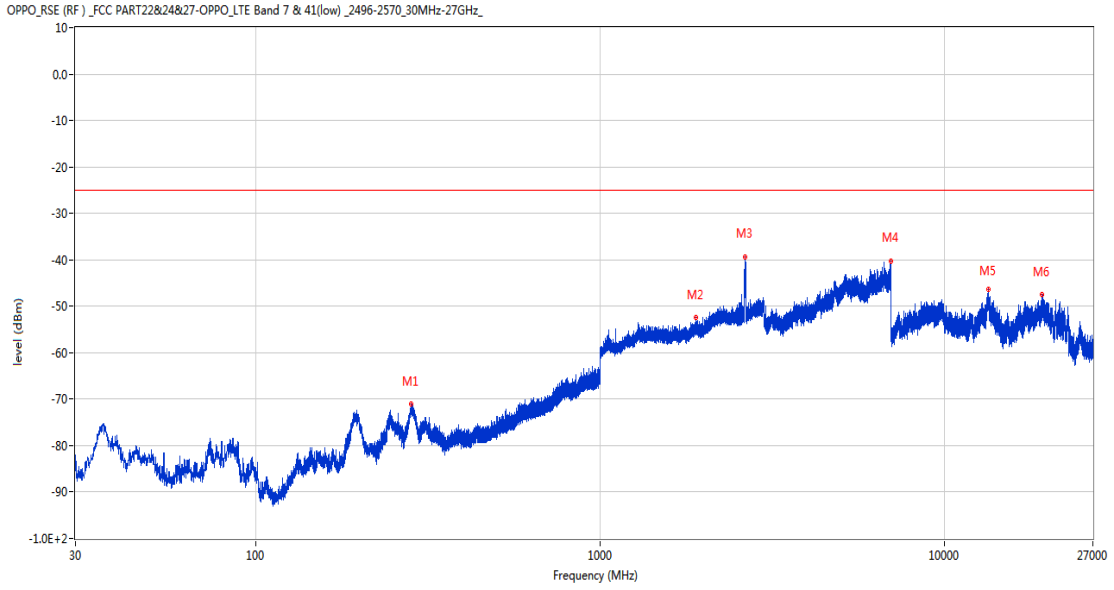
Frequency (MHz)	Result (dBm)	Factor (dB)	PK Limit (dBm)	Over Limit (dB)	Table (o)	ANT	EUT	Verdict
192.572	-67.62	-14.21	-25.0	-42.62	295.00	Horizontal	Vertical	Pass
1510.200	-53.81	-2.91	-25.0	-28.81	130.00	Horizontal	Vertical	Pass
2647.700	-23.77	2.36	-25.0	1.23	111.00	Horizontal	Vertical	N/A
6977.600	-41.25	13.91	-25.0	-16.25	297.00	Horizontal	Vertical	Pass
13449.562	-46.50	6.51	-25.0	-21.50	60.00	Horizontal	Vertical	Pass
19687.948	-47.46	7.04	-25.0	-22.46	349.00	Horizontal	Vertical	Pass

RSE-V&V CH20850 20M RB1 LOW CH20994 10M RB1 HIGH



Frequency (MHz)	Result (dBm)	Factor (dB)	PK Limit (dBm)	Over Limit (dB)	Table (o)	ANT	EUT	Verdict
249.123	-70.25	-13.37	-25.0	-45.25	171.00	Vertical	Vertical	Pass
1448.400	-53.80	-2.88	-25.0	-28.80	13.00	Vertical	Vertical	Pass
2641.900	-39.57	2.44	-25.0	-14.57	115.00	Vertical	Vertical	N/A
6685.200	-40.17	12.59	-25.0	-15.17	176.00	Vertical	Vertical	Pass
13415.437	-46.50	5.91	-25.0	-21.50	296.00	Vertical	Vertical	Pass
19916.550	-48.14	11.23	-25.0	-23.14	54.00	Vertical	Vertical	Pass

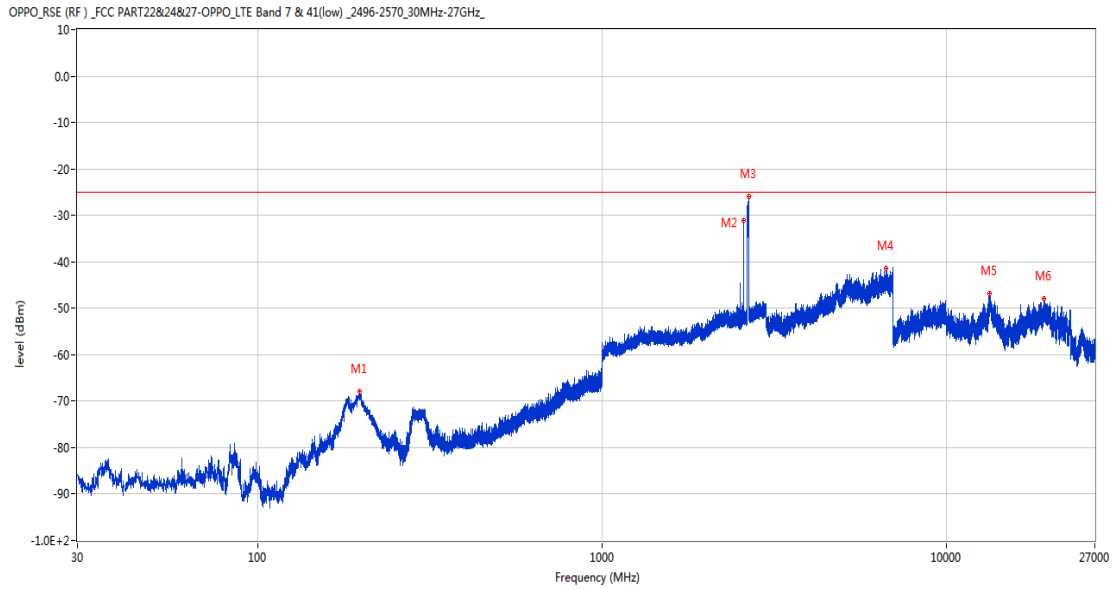
RSE-V&H CH20850 20M RB1 LOW CH20994 10M RB1 HIGH



Frequency (MHz)	Result (dBm)	Factor (dB)	PK Limit (dBm)	Over Limit (dB)	Table (o)	ANT	EUT	Verdict
282.297	-71.04	-10.91	-25.0	-46.04	360.00	Vertical	Horizontal	Pass
1904.400	-52.46	-1.02	-25.0	-27.46	220.00	Vertical	Horizontal	Pass
2642.900	-39.45	2.47	-25.0	-14.45	117.00	Vertical	Horizontal	N/A
6999.200	-40.32	13.53	-25.0	-15.32	273.00	Vertical	Horizontal	Pass
13418.849	-46.27	5.96	-25.0	-21.27	360.00	Vertical	Horizontal	Pass
19196.101	-47.50	8.78	-25.0	-22.50	207.00	Vertical	Horizontal	Pass

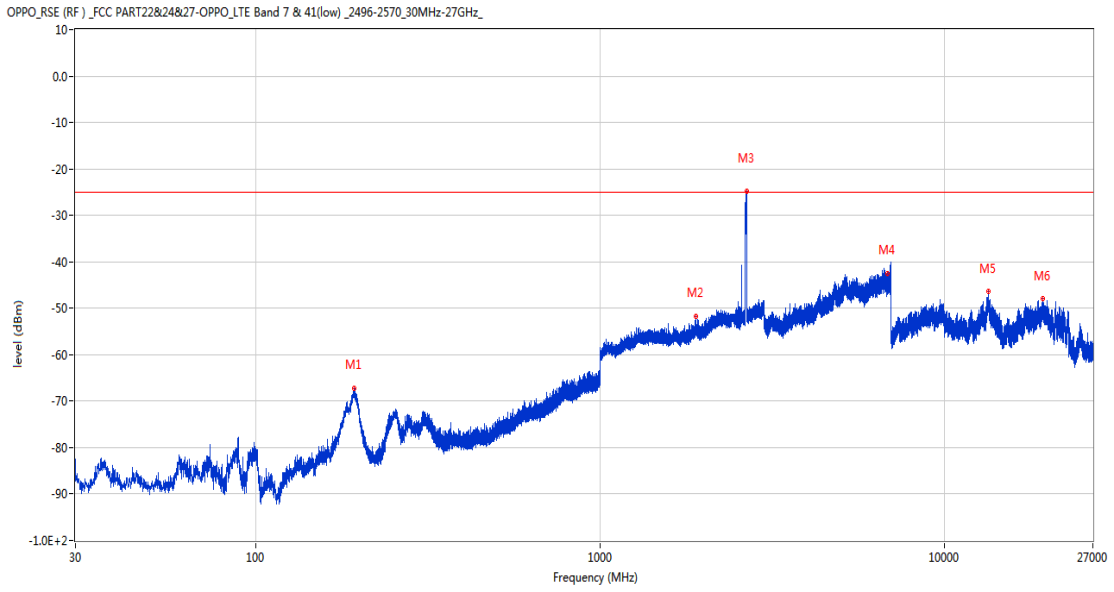
20.2 CA_7C 20MHz+10MHz, QPSK , Middle Channel

RSE-H&H CH21051 20M RB1 LOW CH21195 10M RB1 HIGH



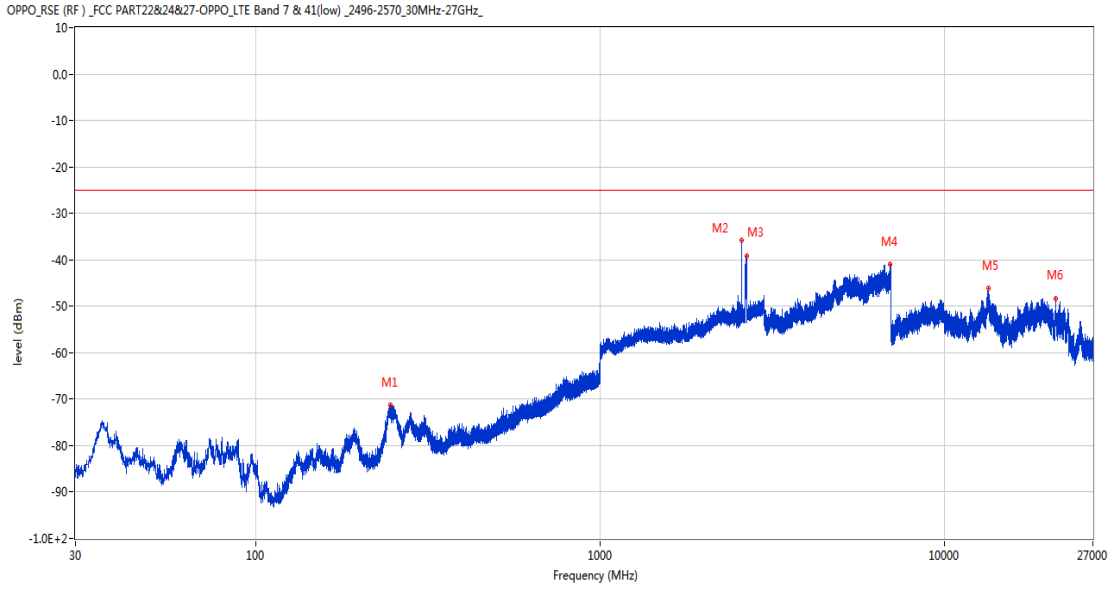
Frequency (MHz)	Result (dBm)	Factor (dB)	PK Limit (dBm)	Over Limit (dB)	Table (o)	ANT	EUT	Verdict
198.489	-67.87	-14.63	-25.0	-42.87	122.00	Horizontal	Horizontal	Pass
2577.300	-31.13	3.37	-25.0	-6.13	316.00	Horizontal	Horizontal	N/A
2666.000	-25.99	2.40	-25.0	-0.99	116.00	Horizontal	Horizontal	N/A
6677.600	-41.50	12.08	-25.0	-16.50	174.00	Horizontal	Horizontal	Pass
13393.388	-46.82	5.74	-25.0	-21.82	0.00	Horizontal	Horizontal	Pass
19192.949	-47.96	8.68	-25.0	-22.96	11.00	Horizontal	Horizontal	Pass

RSE-H&V CH21051 20M RB1 LOW CH21195 10M RB1 HIGH



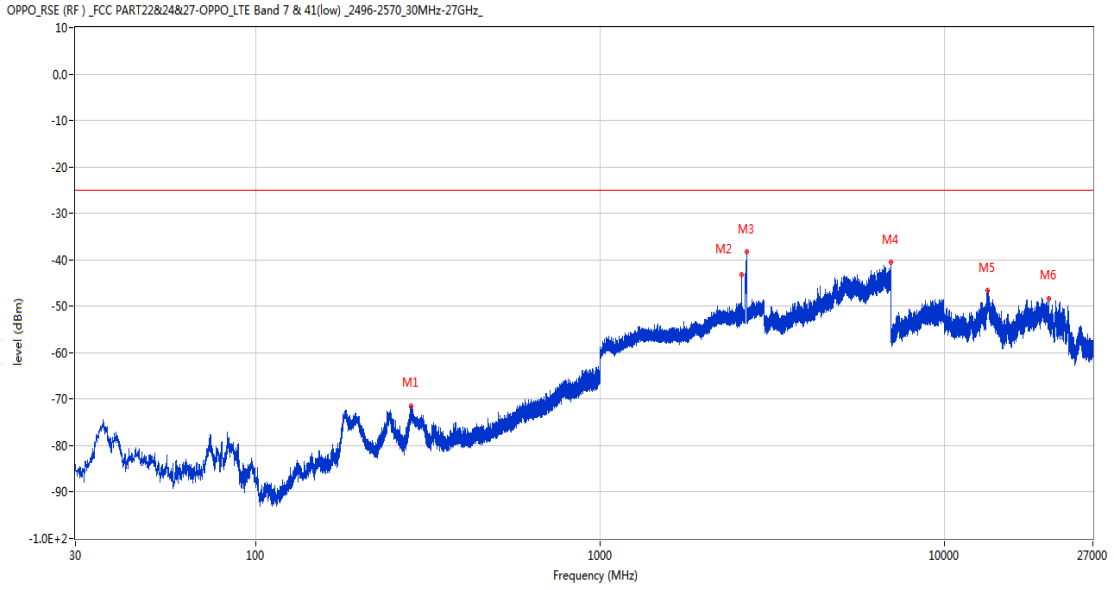
Frequency (MHz)	Result (dBm)	Factor (dB)	PK Limit (dBm)	Over Limit (dB)	Table (o)	ANT	EUT	Verdict
193.300	-67.12	-14.23	-25.0	-42.12	300.00	Horizontal	Vertical	Pass
1901.500	-51.67	-1.20	-25.0	-26.67	0.00	Horizontal	Vertical	Pass
2664.900	-24.74	2.49	-25.0	0.26	116.00	Horizontal	Vertical	N/A
6844.200	-42.42	11.60	-25.0	-17.42	123.00	Horizontal	Vertical	Pass
13421.737	-46.43	6.01	-25.0	-21.43	151.00	Horizontal	Vertical	Pass
19348.199	-47.96	10.62	-25.0	-22.96	41.00	Horizontal	Vertical	Pass

RSE-V&V CH21051 20M RB1 LOW CH21195 10M RB1 HIGH



Frequency (MHz)	Result (dBm)	Factor (dB)	PK Limit (dBm)	Over Limit (dB)	Table (o)	ANT	EUT	Verdict
246.650	-71.23	-13.40	-25.0	-46.23	174.00	Vertical	Vertical	Pass
2577.200	-35.80	3.37	-25.0	-10.80	256.00	Vertical	Vertical	N/A
2667.500	-39.08	2.30	-25.0	-14.08	172.00	Vertical	Vertical	N/A
6973.600	-40.98	13.76	-25.0	-15.98	103.00	Vertical	Vertical	Pass
13428.825	-46.08	6.12	-25.0	-21.08	207.00	Vertical	Vertical	Pass
21026.251	-48.44	9.23	-25.0	-23.44	0.00	Vertical	Vertical	Pass

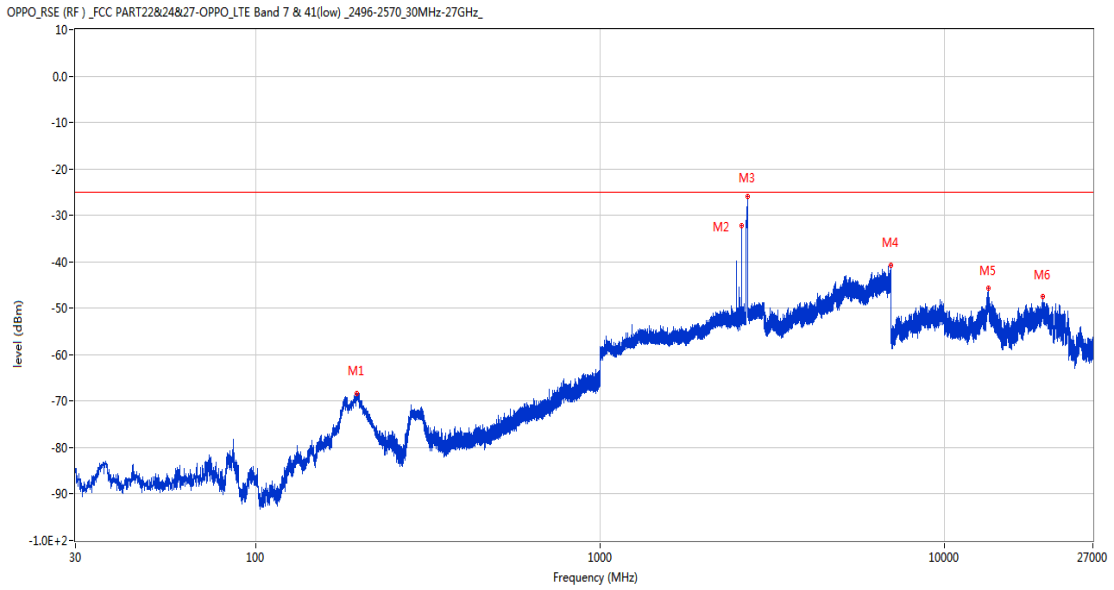
RSE-V&H CH21051 20M RB1 LOW CH21195 10M RB1 HIGH



Frequency (MHz)	Result (dBm)	Factor (dB)	PK Limit (dBm)	Over Limit (dB)	Table (o)	ANT	EUT	Verdict
283.461	-71.49	-10.78	-25.0	-46.49	356.00	Vertical	Horizontal	Pass
2577.200	-43.24	3.37	-25.0	-18.24	271.00	Vertical	Horizontal	N/A
2663.200	-38.35	2.43	-25.0	-13.35	257.00	Vertical	Horizontal	N/A
6986.200	-40.58	13.68	-25.0	-15.58	279.00	Vertical	Horizontal	Pass
13324.088	-46.66	5.78	-25.0	-21.66	211.00	Vertical	Horizontal	Pass
20135.698	-48.28	9.03	-25.0	-23.28	27.00	Vertical	Horizontal	Pass

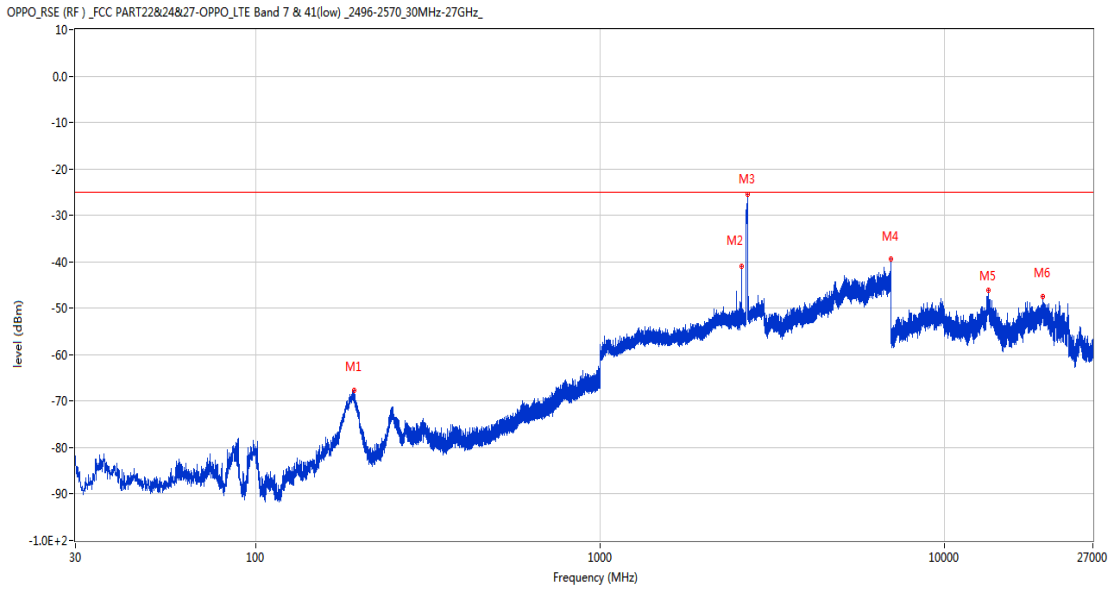
20.3 CA_7C 20MHz+10MHz, QPSK, High Channel

RSE-H&H CH21251 20M RB1 LOW CH21395 10M RB1 HIGH



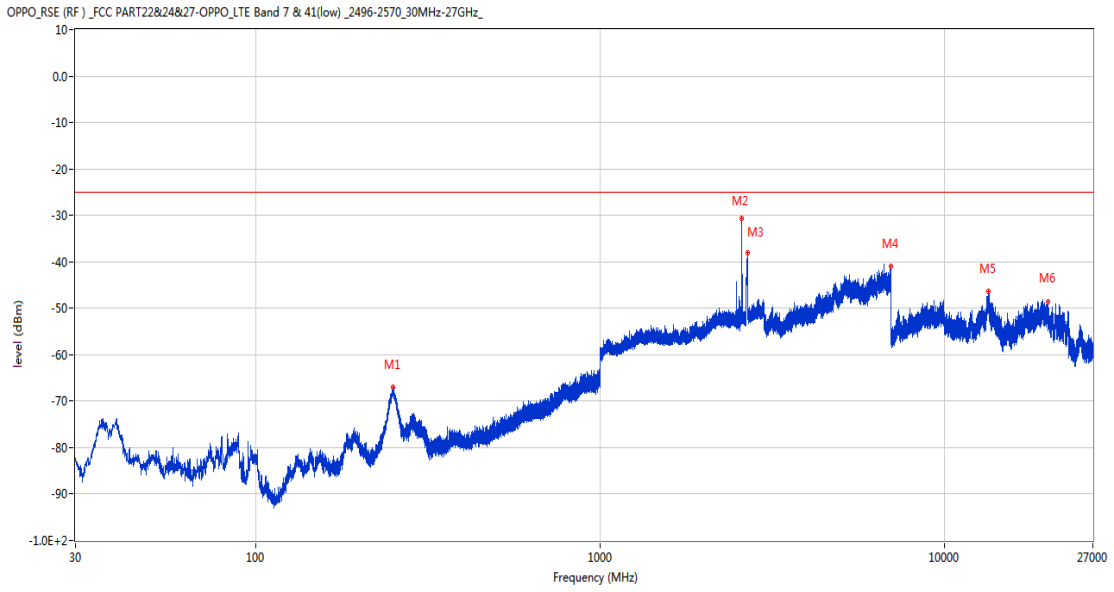
Frequency (MHz)	Result (dBm)	Factor (dB)	PK Limit (dBm)	Over Limit (dB)	Table (o)	ANT	EUT	Verdict
196.355	-68.41	-14.43	-25.0	-43.41	109.00	Horizontal	Horizontal	Pass
2575.800	-32.25	3.36	-25.0	-7.25	316.00	Horizontal	Horizontal	N/A
2683.900	-26.03	2.94	-25.0	-1.03	150.00	Horizontal	Horizontal	N/A
6994.600	-40.68	13.52	-25.0	-15.68	224.00	Horizontal	Horizontal	Pass
13426.725	-45.77	6.09	-25.0	-20.77	334.00	Horizontal	Horizontal	Pass
19318.499	-47.56	11.06	-25.0	-22.56	140.00	Horizontal	Horizontal	Pass

RSE-H&V CH21251 20M RB1 LOW CH21395 10M RB1 HIGH



Frequency (MHz)	Result (dBm)	Factor (dB)	PK Limit (dBm)	Over Limit (dB)	Table (o)	ANT	EUT	Verdict
193.494	-67.65	-14.24	-25.0	-42.65	315.00	Horizontal	Vertical	Pass
2577.600	-41.01	3.38	-25.0	-16.01	230.00	Horizontal	Vertical	N/A
2682.400	-25.50	2.80	-25.0	-0.50	114.00	Horizontal	Vertical	N/A
6996.600	-39.37	13.49	-25.0	-14.37	273.00	Horizontal	Vertical	Pass
13403.888	-46.17	5.75	-25.0	-21.17	228.00	Horizontal	Vertical	Pass
19341.900	-47.57	10.79	-25.0	-22.57	324.00	Horizontal	Vertical	Pass

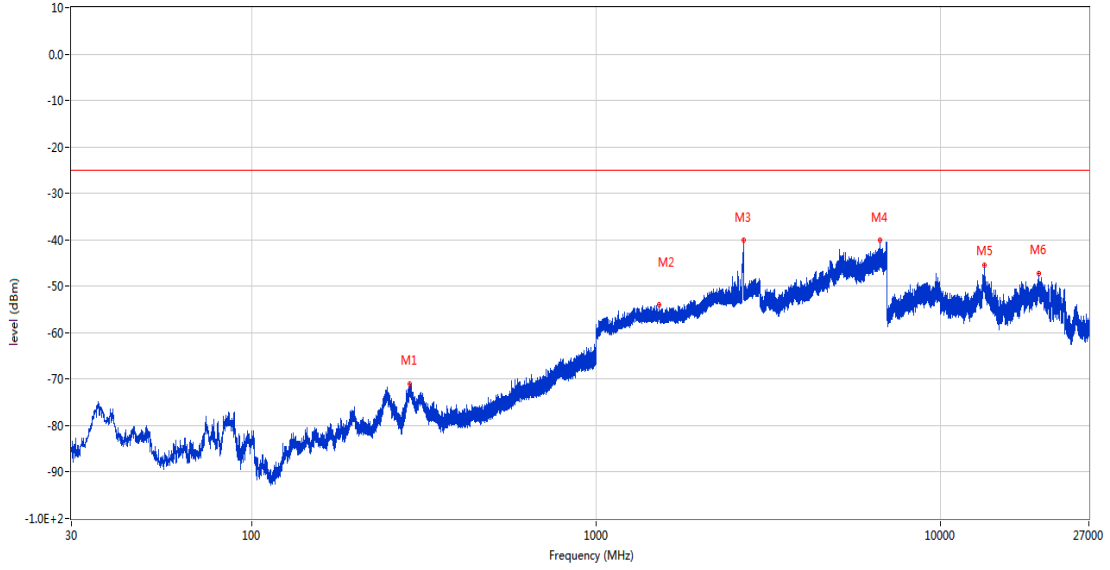
RSE-V&V CH21251 20M RB1 LOW CH21395 10M RB1 HIGH



Frequency (MHz)	Result (dBm)	Factor (dB)	PK Limit (dBm)	Over Limit (dB)	Table (o)	ANT	EUT	Verdict
250.917	-67.01	-13.33	-25.0	-42.01	164.00	Vertical	Vertical	Pass
2578.200	-30.62	3.38	-25.0	-5.62	273.00	Vertical	Vertical	N/A
2682.000	-38.03	2.77	-25.0	-13.03	273.00	Vertical	Vertical	N/A
6993.400	-40.91	13.59	-25.0	-15.91	54.00	Vertical	Vertical	Pass
13412.550	-46.46	5.87	-25.0	-21.46	0.00	Vertical	Vertical	Pass
19996.199	-48.61	9.01	-25.0	-23.61	45.00	Vertical	Vertical	Pass

RSE-V&H CH21251 20M RB1 LOW CH21395 10M RB1 HIGH

OPPO_RSE (RF) _FCC PART22&24&27-OPPO_LTE Band 7 & 41(low) _2496-2570_30MHz-27GHz_

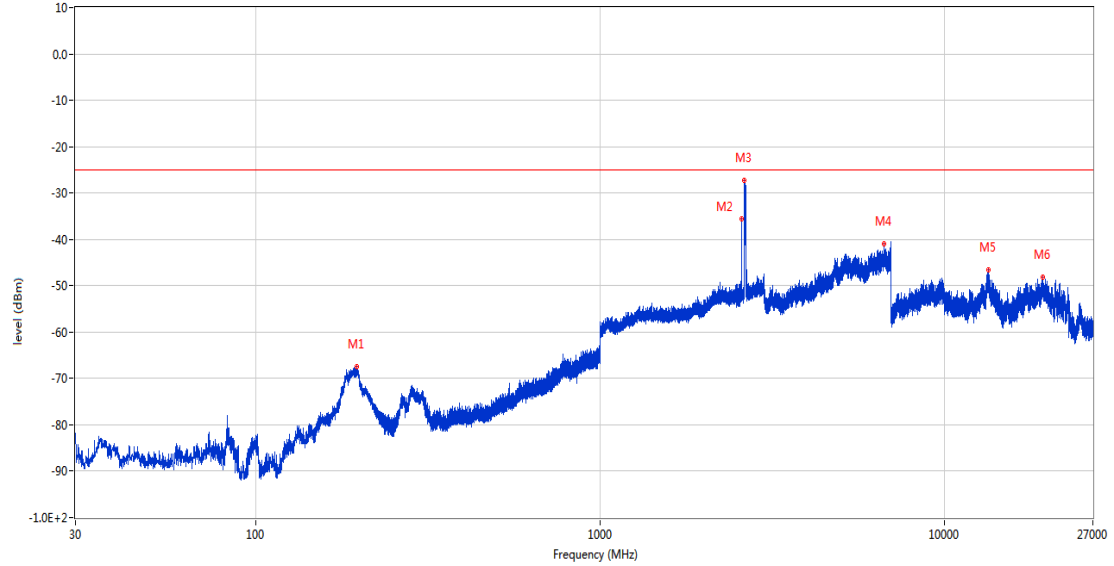


Frequency (MHz)	Result (dBm)	Factor (dB)	PK Limit (dBm)	Over Limit (dB)	Table (o)	ANT	EUT	Verdict
287.293	-71.04	-10.65	-25.0	-46.04	353.00	Vertical	Horizontal	Pass
1523.700	-54.07	-3.07	-25.0	-29.07	251.00	Vertical	Horizontal	Pass
2684.300	-40.11	2.93	-25.0	-15.11	283.00	Vertical	Horizontal	N/A
6684.000	-40.06	12.46	-25.0	-15.06	147.00	Vertical	Horizontal	Pass
13445.625	-45.43	6.42	-25.0	-20.43	331.00	Vertical	Horizontal	Pass
19323.001	-47.34	11.08	-25.0	-22.34	201.00	Vertical	Horizontal	Pass

20.4 CA_7C 20MHz+20MHz, QPSK, Low Channel

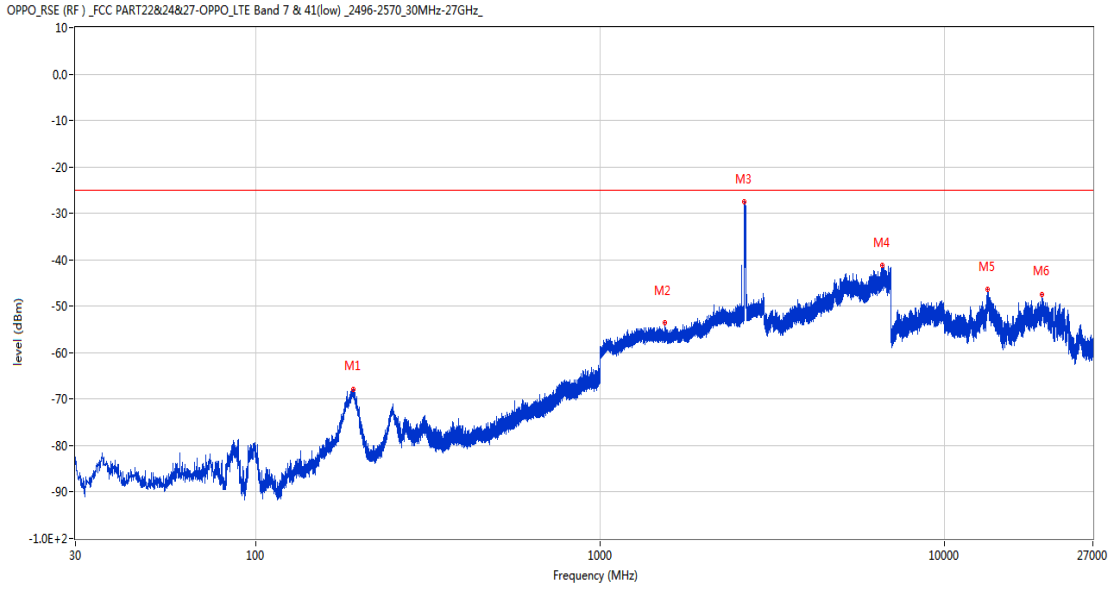
RSE-H&H CH20850 20M RB1 LOW CH21048 20M RB1 HIGH

OPPO_RSE (RF)_FCC PART22&24&27-OPPO_LTE Band 7 & 41(low)_2496-2570_30MHz-27GHz_



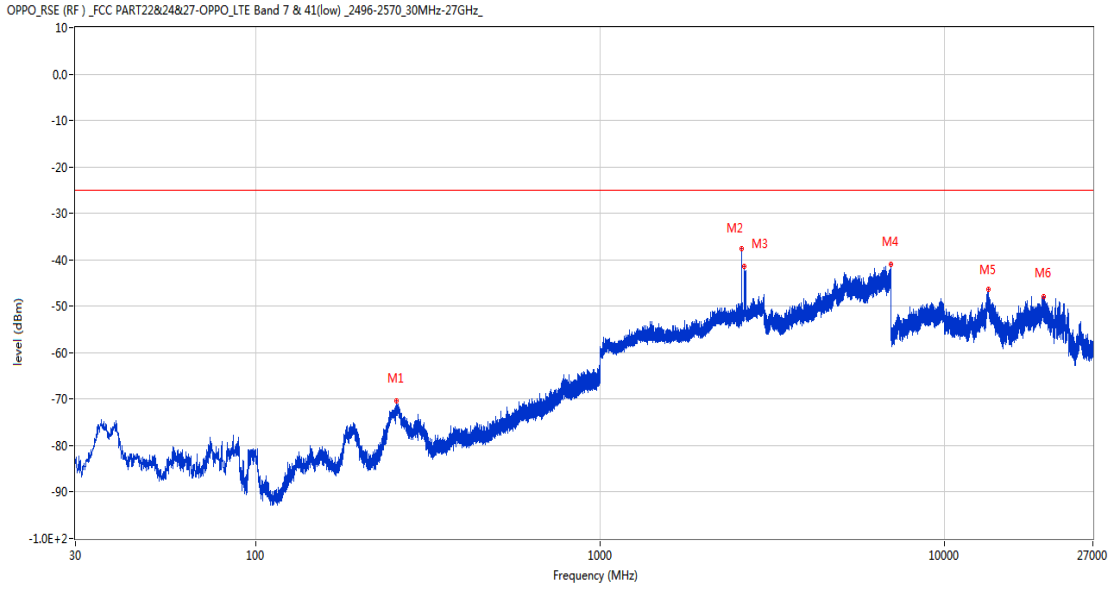
Frequency (MHz)	Result (dBm)	Factor (dB)	PK Limit (dBm)	Over Limit (dB)	Table (o)	ANT	EUT	Verdict
196.452	-67.43	-14.44	-25.0	-42.43	115.00	Horizontal	Horizontal	Pass
2577.000	-35.59	3.37	-25.0	-10.59	312.00	Horizontal	Horizontal	N/A
2625.100	-27.26	2.10	-25.0	-2.26	156.00	Horizontal	Horizontal	N/A
6690.000	-40.85	12.52	-25.0	-15.85	360.00	Horizontal	Horizontal	Pass
13405.200	-46.62	5.77	-25.0	-21.62	109.00	Horizontal	Horizontal	Pass
19369.802	-48.11	10.17	-25.0	-23.11	224.00	Horizontal	Horizontal	Pass

RSE-H&V CH20850 20M RB1 LOW CH21048 20M RB1 HIGH



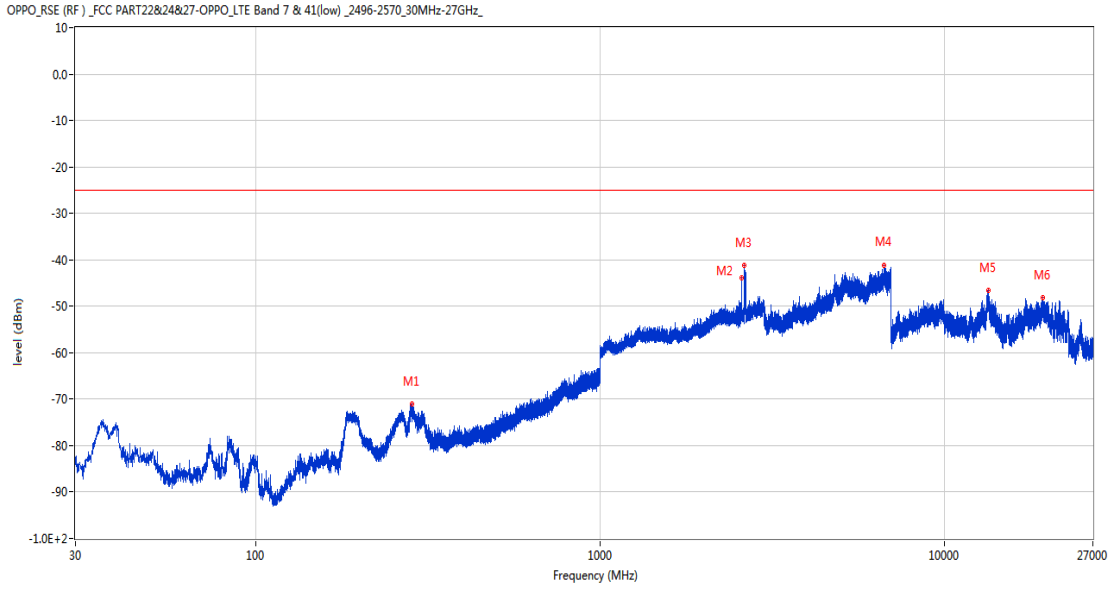
Frequency (MHz)	Result (dBm)	Factor (dB)	PK Limit (dBm)	Over Limit (dB)	Table (o)	ANT	EUT	Verdict
191.844	-67.79	-14.18	-25.0	-42.79	303.00	Horizontal	Vertical	Pass
1546.300	-53.49	-3.17	-25.0	-28.49	360.00	Horizontal	Vertical	Pass
2625.700	-27.59	2.04	-25.0	-2.59	119.00	Horizontal	Vertical	N/A
6613.600	-41.20	12.19	-25.0	-16.20	272.00	Horizontal	Vertical	Pass
13332.750	-46.36	5.88	-25.0	-21.36	245.00	Horizontal	Vertical	Pass
19214.551	-47.54	8.85	-25.0	-22.54	0.00	Horizontal	Vertical	Pass

RSE-V&V CH20850 20M RB1 LOW CH21048 20M RB1 HIGH



Frequency (MHz)	Result (dBm)	Factor (dB)	PK Limit (dBm)	Over Limit (dB)	Table (o)	ANT	EUT	Verdict
256.252	-70.29	-13.17	-25.0	-45.29	360.00	Vertical	Vertical	Pass
2577.300	-37.62	3.37	-25.0	-12.62	333.00	Vertical	Vertical	N/A
2625.200	-41.41	2.09	-25.0	-16.41	117.00	Vertical	Vertical	N/A
6983.200	-40.88	13.89	-25.0	-15.88	92.00	Vertical	Vertical	Pass
13421.737	-46.40	6.01	-25.0	-21.40	68.00	Vertical	Vertical	Pass
19402.199	-48.02	9.27	-25.0	-23.02	0.00	Vertical	Vertical	Pass

RSE-V&H CH20850 20M RB1 LOW CH21048 20M RB1 HIGH

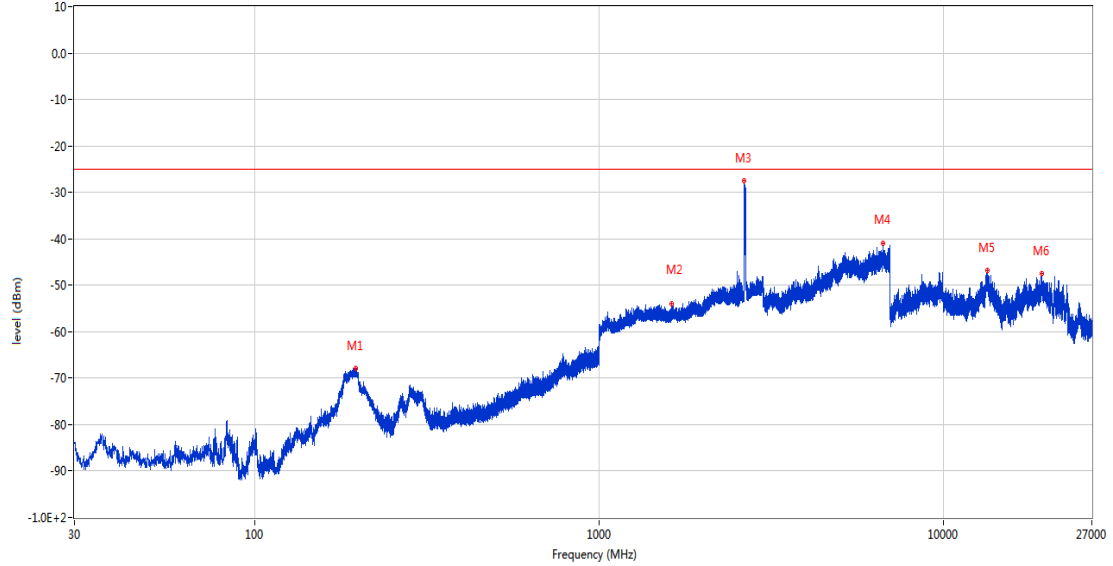


Frequency (MHz)	Result (dBm)	Factor (dB)	PK Limit (dBm)	Over Limit (dB)	Table (o)	ANT	EUT	Verdict
284.237	-71.13	-10.71	-25.0	-46.13	351.00	Vertical	Horizontal	Pass
2577.100	-43.87	3.37	-25.0	-18.87	23.00	Vertical	Horizontal	N/A
2628.000	-41.29	2.06	-25.0	-16.29	132.00	Vertical	Horizontal	N/A
6684.800	-41.26	12.54	-25.0	-16.26	299.00	Vertical	Horizontal	Pass
13434.599	-46.60	6.21	-25.0	-21.60	88.00	Vertical	Horizontal	Pass
19325.250	-48.25	11.05	-25.0	-23.25	340.00	Vertical	Horizontal	Pass

20.5 CA_7C 20MHz+20MHz, QPSK, Middle Channel

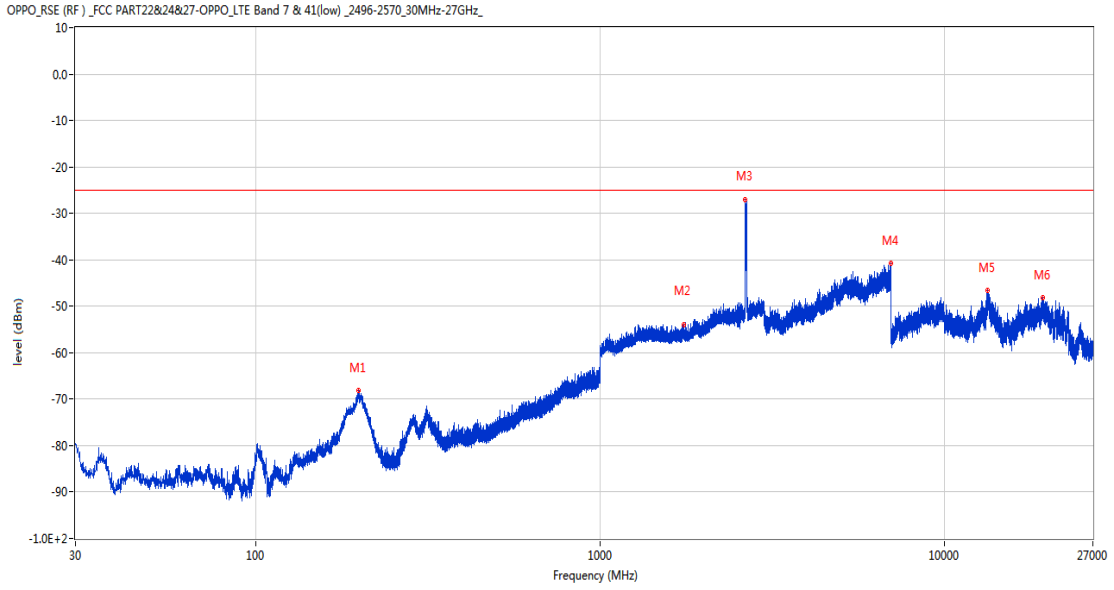
RSE-H&H CH21001 20M RB1 LOW CH21199 20M RB1 HIGH

OPPO_RSE (RF)_FCC PART22&24&27-OPPO_LTE Band 7 & 41(low)_2496-2570_30MHz-27GHz_



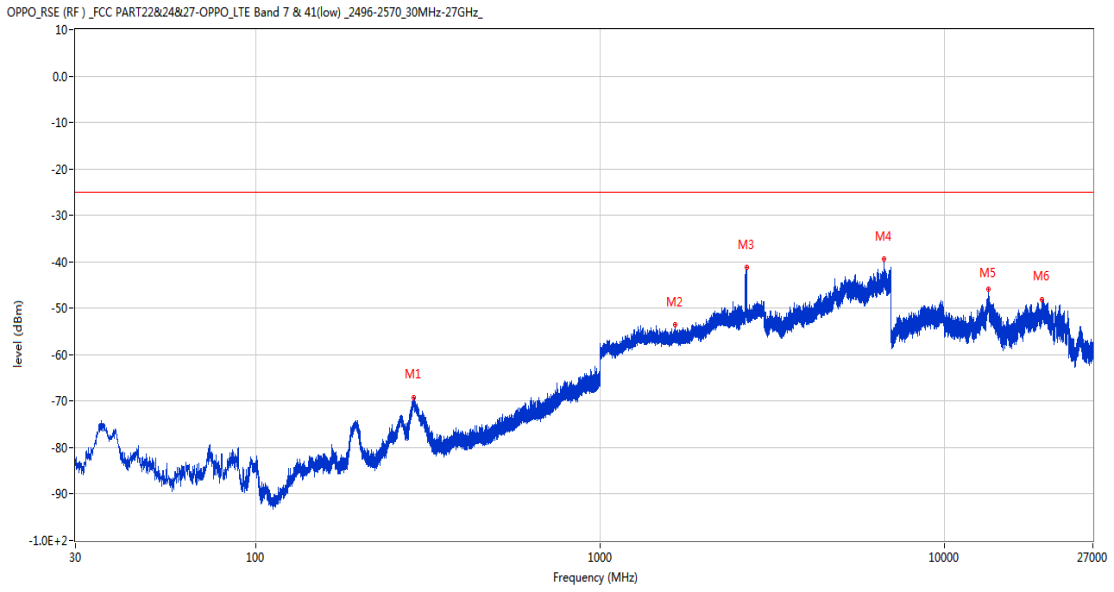
Frequency (MHz)	Result (dBm)	Factor (dB)	PK Limit (dBm)	Over Limit (dB)	Table (o)	ANT	EUT	Verdict
197.131	-67.96	-14.48	-25.0	-42.96	111.00	Horizontal	Horizontal	Pass
1621.300	-54.04	-2.98	-25.0	-29.04	0.00	Horizontal	Horizontal	Pass
2643.500	-27.43	2.49	-25.0	-2.43	153.00	Horizontal	Horizontal	N/A
6684.200	-40.99	12.48	-25.0	-15.99	65.00	Horizontal	Horizontal	Pass
13407.037	-46.90	5.79	-25.0	-21.90	36.00	Horizontal	Horizontal	Pass
19322.550	-47.52	11.09	-25.0	-22.52	268.00	Horizontal	Horizontal	Pass

RSE-H&V CH21001 20M RB1 LOW CH21199 20M RB1 HIGH



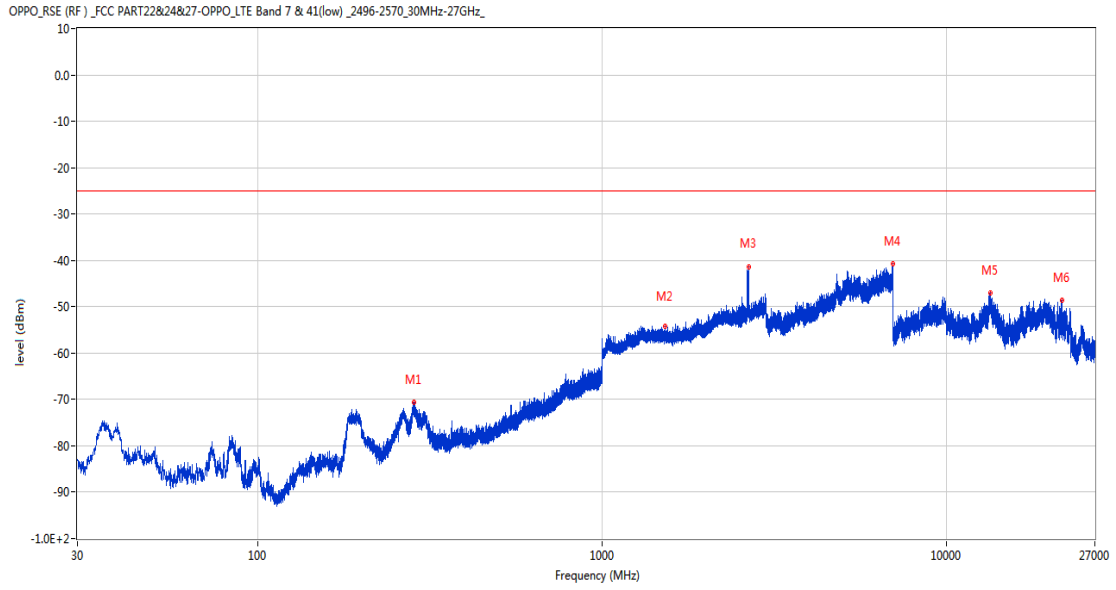
Frequency (MHz)	Result (dBm)	Factor (dB)	PK Limit (dBm)	Over Limit (dB)	Table (o)	ANT	EUT	Verdict
199.459	-68.10	-14.77	-25.0	-43.10	323.00	Horizontal	Vertical	Pass
1752.400	-53.90	-2.51	-25.0	-28.90	188.00	Horizontal	Vertical	Pass
2640.200	-27.12	2.29	-25.0	-2.12	134.00	Horizontal	Vertical	N/A
6992.400	-40.63	13.52	-25.0	-15.63	68.00	Horizontal	Vertical	Pass
13334.325	-46.46	5.90	-25.0	-21.46	325.00	Horizontal	Vertical	Pass
19328.401	-48.08	11.00	-25.0	-23.08	287.00	Horizontal	Vertical	Pass

RSE-V&V CH21001 20M RB1 LOW CH21199 20M RB1 HIGH



Frequency (MHz)	Result (dBm)	Factor (dB)	PK Limit (dBm)	Over Limit (dB)	Table (o)	ANT	EUT	Verdict
287.874	-69.35	-10.67	-25.0	-44.35	0.00	Vertical	Vertical	Pass
1652.800	-53.62	-2.44	-25.0	-28.62	277.00	Vertical	Vertical	Pass
2665.500	-41.15	2.45	-25.0	-16.15	20.00	Vertical	Vertical	N/A
6685.200	-39.36	12.59	-25.0	-14.36	337.00	Vertical	Vertical	Pass
13431.975	-45.91	6.17	-25.0	-20.91	360.00	Vertical	Vertical	Pass
19238.851	-48.06	8.64	-25.0	-23.06	62.00	Vertical	Vertical	Pass

RSE-V&H CH21001 20M RB1 LOW CH21199 20M RB1 HIGH

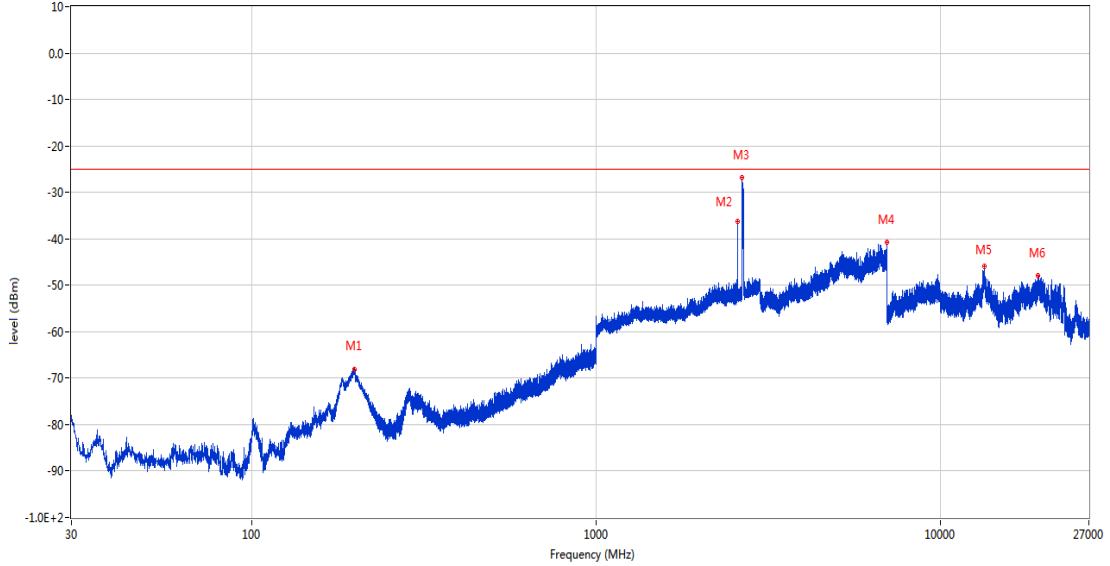


Frequency (MHz)	Result (dBm)	Factor (dB)	PK Limit (dBm)	Over Limit (dB)	Table (o)	ANT	EUT	Verdict
284.867	-70.50	-10.64	-25.0	-45.50	0.00	Vertical	Horizontal	Pass
1523.600	-54.19	-3.07	-25.0	-29.19	292.00	Vertical	Horizontal	Pass
2670.800	-41.43	2.37	-25.0	-16.43	344.00	Vertical	Horizontal	N/A
6997.800	-40.67	13.52	-25.0	-15.67	157.00	Vertical	Horizontal	Pass
13418.849	-46.94	5.96	-25.0	-21.94	110.00	Vertical	Horizontal	Pass
21622.051	-48.49	9.37	-25.0	-23.49	162.00	Vertical	Horizontal	Pass

20.6 CA_7C 20MHz+20MHz, QPSK, High Channel

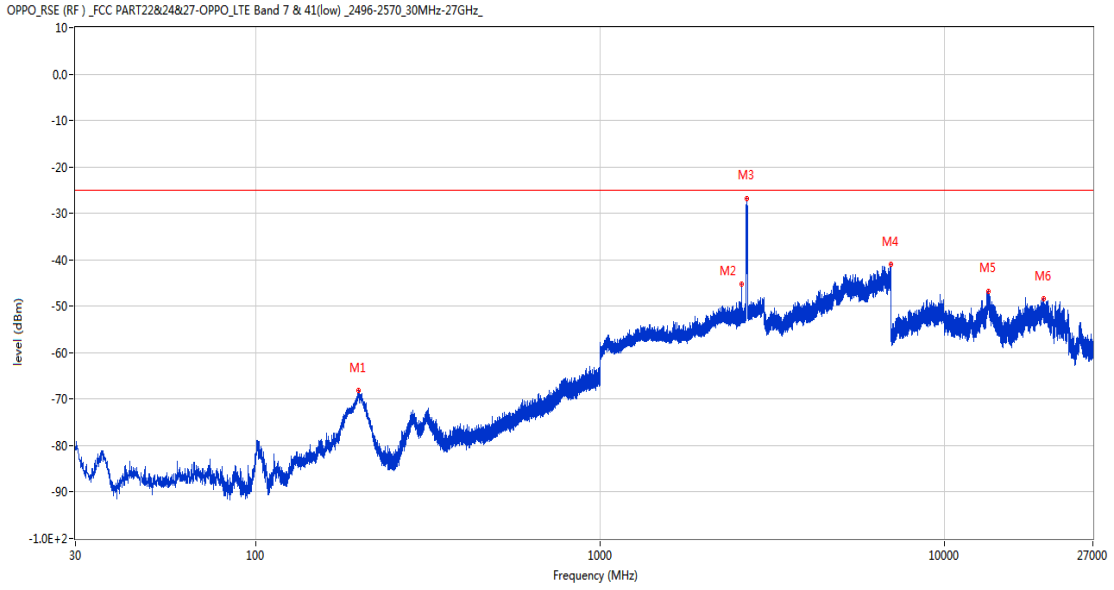
RSE-H&H CH21152 20M RB1 LOW CH21350 20M RB1 HIGH

OPPO_RSE (RF) _FCC PART22&24&27-OPPO_LTE Band 7 & 41(low) _2496-2570_30MHz-27GHz_



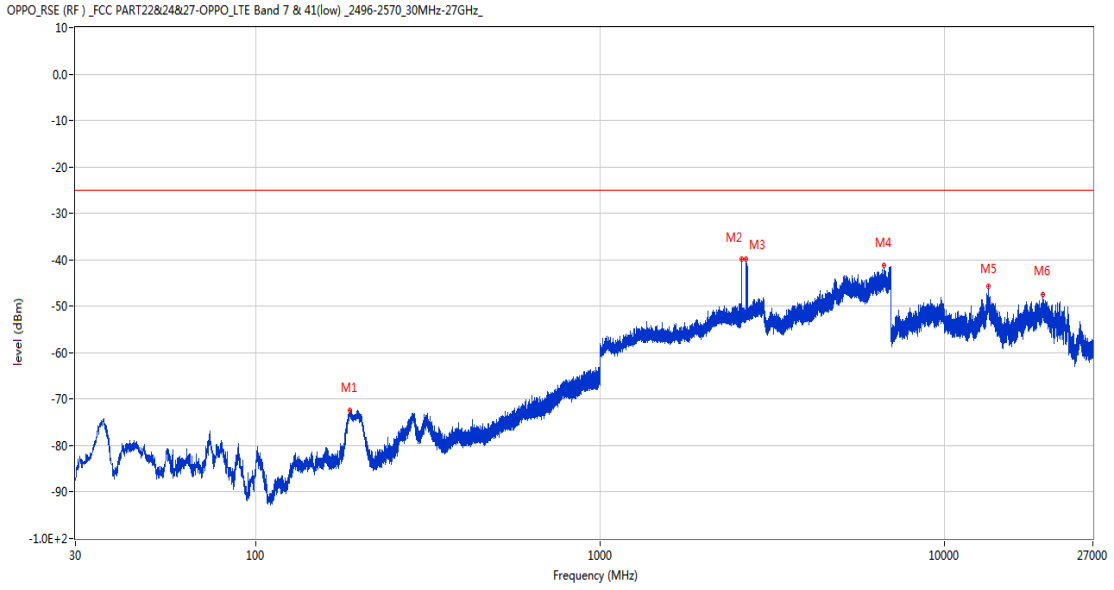
Frequency (MHz)	Result (dBm)	Factor (dB)	PK Limit (dBm)	Over Limit (dB)	Table (o)	ANT	EUT	Verdict
199.508	-68.07	-14.78	-25.0	-43.07	317.00	Horizontal	Horizontal	Pass
2579.600	-36.17	3.40	-25.0	-11.17	311.00	Horizontal	Horizontal	N/A
2659.800	-26.78	2.33	-25.0	-1.78	117.00	Horizontal	Horizontal	N/A
6997.800	-40.78	13.52	-25.0	-15.78	150.00	Horizontal	Horizontal	Pass
13433.550	-45.90	6.20	-25.0	-20.90	76.00	Horizontal	Horizontal	Pass
19198.349	-47.83	8.84	-25.0	-22.83	35.00	Horizontal	Horizontal	Pass

RSE-H&V CH21152 20M RB1 LOW CH21350 20M RB1 HIGH



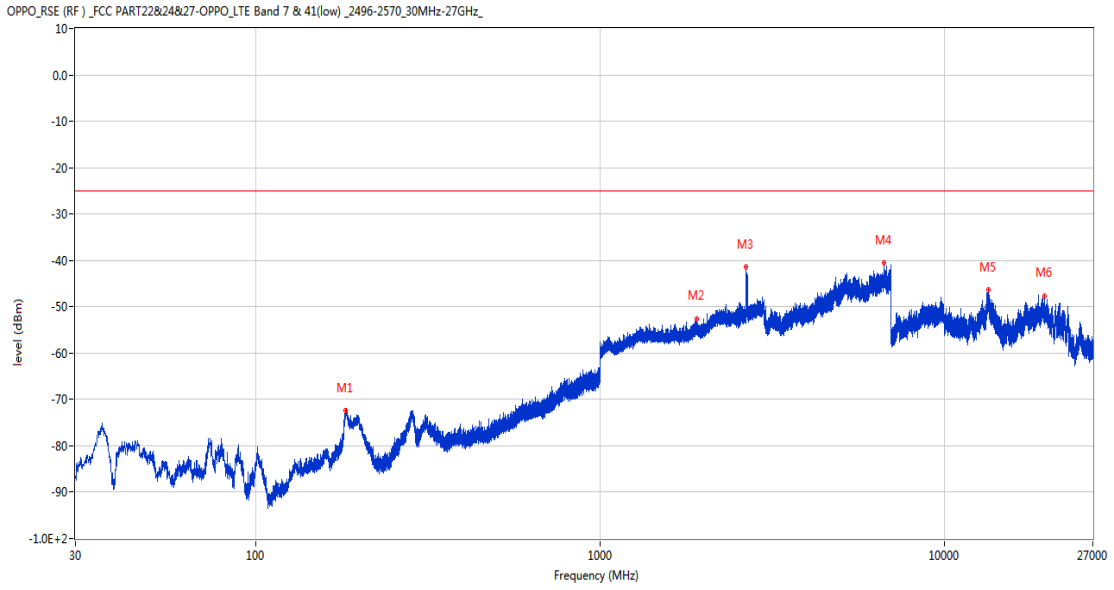
Frequency (MHz)	Result (dBm)	Factor (dB)	PK Limit (dBm)	Over Limit (dB)	Table (o)	ANT	EUT	Verdict
199.168	-68.18	-14.73	-25.0	-43.18	317.00	Horizontal	Vertical	Pass
2576.300	-45.31	3.36	-25.0	-20.31	194.00	Horizontal	Vertical	N/A
2674.900	-26.76	2.73	-25.0	-1.76	133.00	Horizontal	Vertical	N/A
6984.400	-40.99	13.76	-25.0	-15.99	360.00	Horizontal	Vertical	Pass
13420.687	-46.75	5.99	-25.0	-21.75	360.00	Horizontal	Vertical	Pass
19414.350	-48.47	9.15	-25.0	-23.47	217.00	Horizontal	Vertical	Pass

RSE-V&V CH21152 20M RB1 LOW CH21350 20M RB1 HIGH



Frequency (MHz)	Result (dBm)	Factor (dB)	PK Limit (dBm)	Over Limit (dB)	Table (o)	ANT	EUT	Verdict
188.352	-72.40	-14.11	-25.0	-47.40	187.00	Vertical	Vertical	Pass
2577.400	-39.84	3.37	-25.0	-14.84	276.00	Vertical	Vertical	N/A
2661.300	-39.90	2.29	-25.0	-14.90	326.00	Vertical	Vertical	N/A
6684.800	-41.16	12.54	-25.0	-16.16	68.00	Vertical	Vertical	Pass
13414.125	-45.69	5.89	-25.0	-20.69	188.00	Vertical	Vertical	Pass
19283.401	-47.52	10.10	-25.0	-22.52	149.00	Vertical	Vertical	Pass

RSE-V&H CH21152 20M RB1 LOW CH21350 20M RB1 HIGH

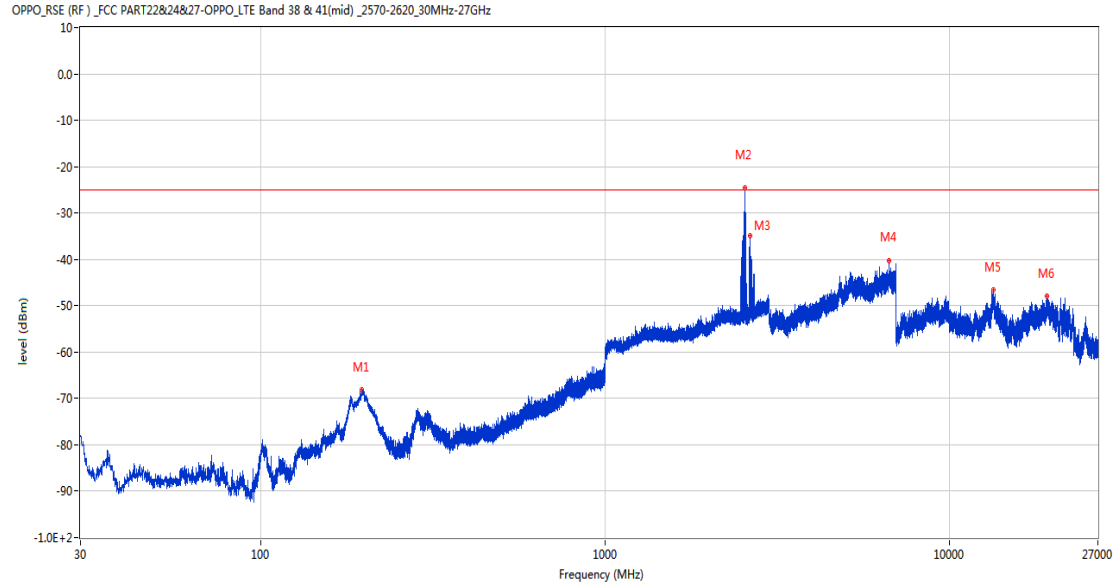


Frequency (MHz)	Result (dBm)	Factor (dB)	PK Limit (dBm)	Over Limit (dB)	Table (o)	ANT	EUT	Verdict
182.387	-72.48	-13.35	-25.0	-47.48	175.00	Vertical	Horizontal	Pass
1905.500	-52.57	-1.14	-25.0	-27.57	108.00	Vertical	Horizontal	Pass
2653.000	-41.39	2.32	-25.0	-16.39	350.00	Vertical	Horizontal	N/A
6682.200	-40.61	12.30	-25.0	-15.61	26.00	Vertical	Horizontal	Pass
13451.662	-46.29	6.50	-25.0	-21.29	105.00	Vertical	Horizontal	Pass
19550.700	-47.66	7.55	-25.0	-22.66	327.00	Vertical	Horizontal	Pass

21 CA_38C

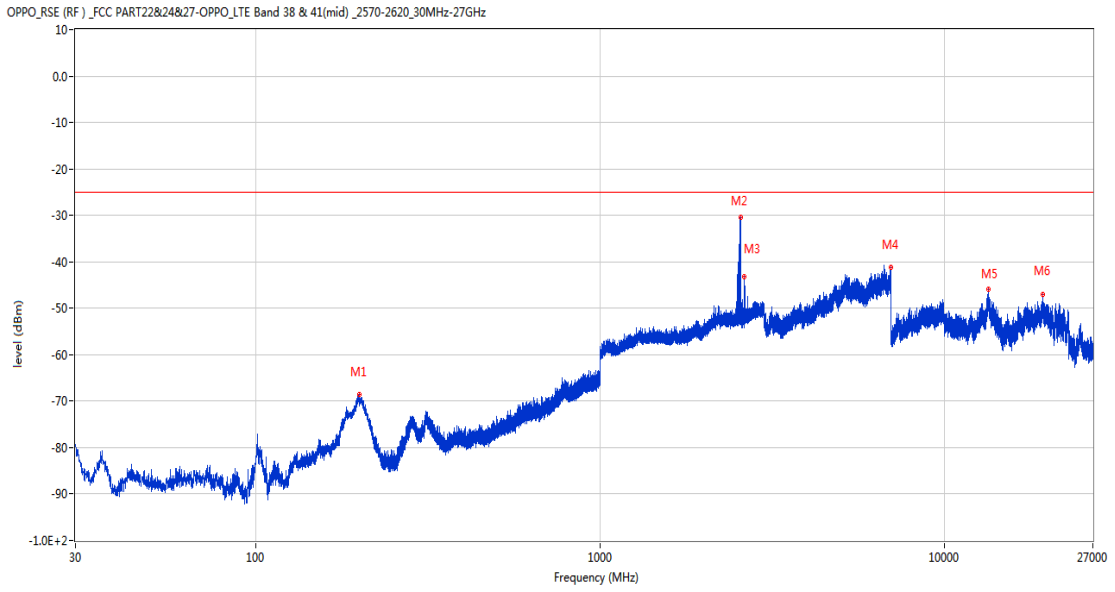
21.1 CA_38C 15MHz+15MHz, QPSK, Low Channel

RSE-H&H CH37825 15M RB1 LOW CH37975 15M RB1 HIGH



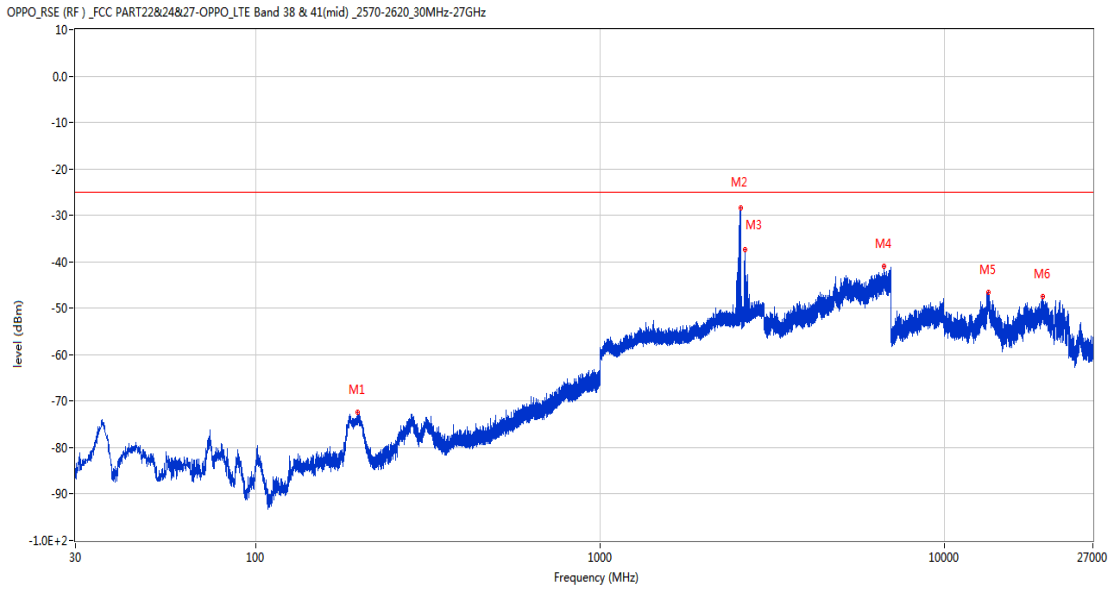
Frequency (MHz)	Result (dBm)	Factor (dB)	PK Limit (dBm)	Over Limit (dB)	Table (o)	ANT	EUT	Verdict
197.034	-68.12	-14.50	-25.0	-43.12	337.00	Horizontal	Horizontal	Pass
2553.400	-24.56	2.36	-25.0	0.44	323.00	Horizontal	Horizontal	N/A
2639.500	-34.84	2.65	-25.0	-9.84	336.00	Horizontal	Horizontal	N/A
6672.400	-40.31	11.76	-25.0	-15.31	310.00	Horizontal	Horizontal	Pass
13434.075	-46.66	6.21	-25.0	-21.66	360.00	Horizontal	Horizontal	Pass
19226.700	-47.89	8.77	-25.0	-22.89	248.00	Horizontal	Horizontal	Pass

RSE-H&V CH37825 15M RB1 LOW CH37975 15M RB1 HIGH



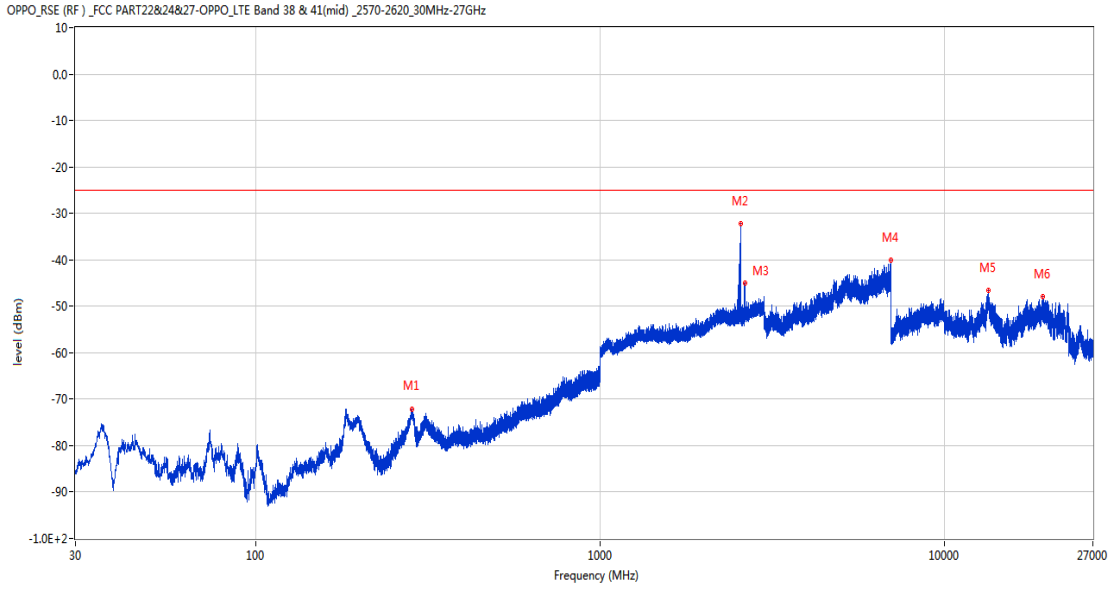
Frequency (MHz)	Result (dBm)	Factor (dB)	PK Limit (dBm)	Over Limit (dB)	Table (o)	ANT	EUT	Verdict
199.992	-68.68	-14.83	-25.0	-43.68	322.00	Horizontal	Vertical	Pass
2557.900	-30.44	2.31	-25.0	-5.44	208.00	Horizontal	Vertical	N/A
2629.200	-43.16	2.90	-25.0	-18.16	236.00	Horizontal	Vertical	N/A
6996.600	-41.15	13.49	-25.0	-16.15	0.00	Horizontal	Vertical	Pass
13430.400	-45.87	6.15	-25.0	-20.87	178.00	Horizontal	Vertical	Pass
19319.849	-47.04	11.11	-25.0	-22.04	84.00	Horizontal	Vertical	Pass

RSE-V&V CH37825 15M RB1 LOW CH37975 15M RB1 HIGH



Frequency (MHz)	Result (dBm)	Factor (dB)	PK Limit (dBm)	Over Limit (dB)	Table (o)	ANT	EUT	Verdict
198.053	-72.40	-14.57	-25.0	-47.40	147.00	Vertical	Vertical	Pass
2558.000	-28.47	2.32	-25.0	-3.47	268.00	Vertical	Vertical	N/A
2632.800	-37.32	2.77	-25.0	-12.32	253.00	Vertical	Vertical	N/A
6677.000	-41.02	12.05	-25.0	-16.02	20.00	Vertical	Vertical	Pass
13428.825	-46.63	6.12	-25.0	-21.63	118.00	Vertical	Vertical	Pass
19346.850	-47.58	10.66	-25.0	-22.58	89.00	Vertical	Vertical	Pass

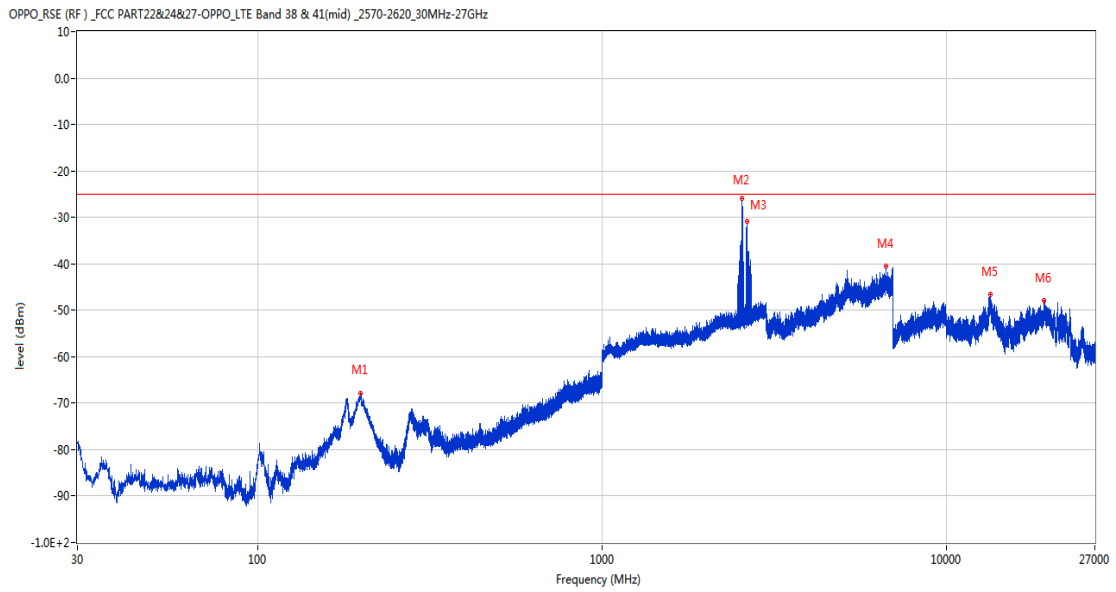
RSE-V&H CH37825 15M RB1 LOW CH37975 15M RB1 HIGH



Frequency (MHz)	Result (dBm)	Factor (dB)	PK Limit (dBm)	Over Limit (dB)	Table (o)	ANT	EUT	Verdict
284.479	-72.18	-10.72	-25.0	-47.18	360.00	Vertical	Horizontal	Pass
2562.500	-32.22	2.40	-25.0	-7.22	310.00	Vertical	Horizontal	N/A
2633.600	-44.99	2.74	-25.0	-19.99	231.00	Vertical	Horizontal	N/A
6994.000	-40.13	13.55	-25.0	-15.13	103.00	Vertical	Horizontal	Pass
13429.875	-46.67	6.14	-25.0	-21.67	231.00	Vertical	Horizontal	Pass
19282.950	-48.01	10.09	-25.0	-23.01	88.00	Vertical	Horizontal	Pass

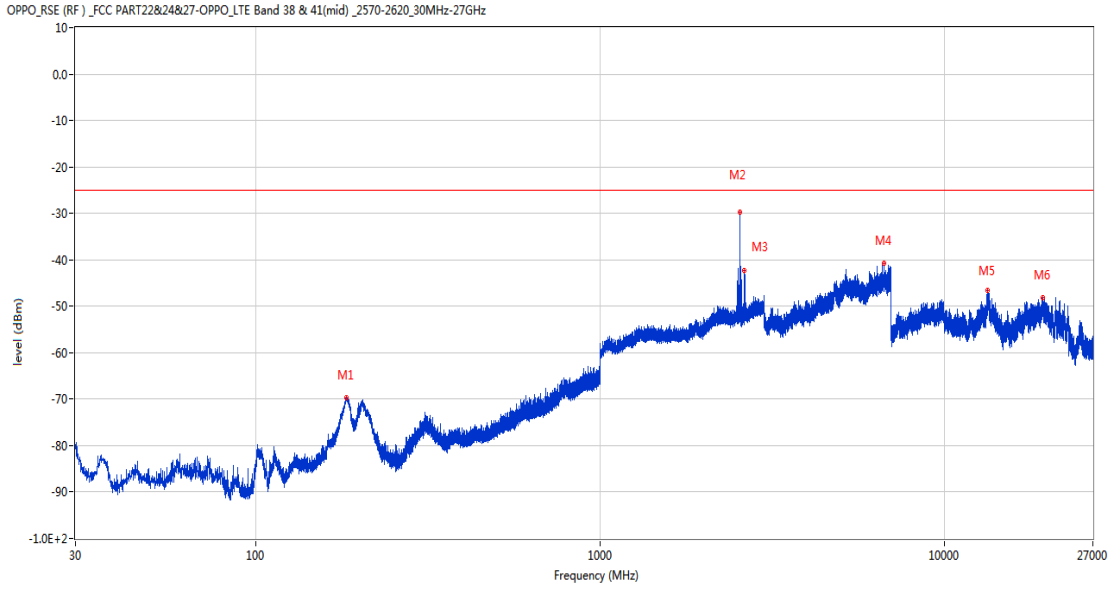
21.2 CA_38C 15MHz+15MHz, QPSK, Middle Channel

RSE-H&H CH37925 15M RB1 LOW CH38075 15M RB1 HIGH



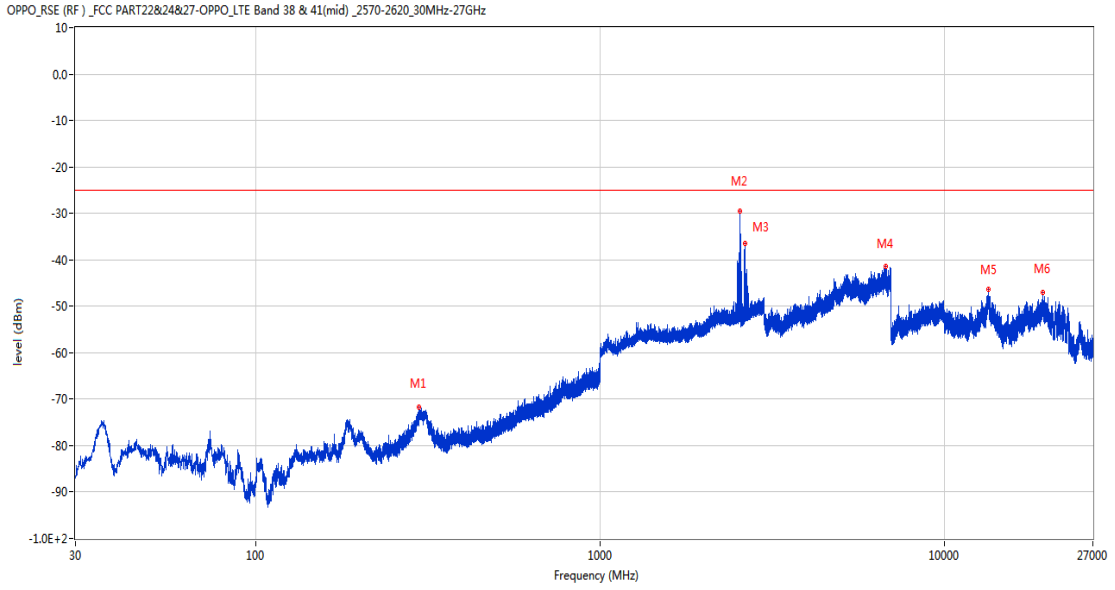
Frequency (MHz)	Result (dBm)	Factor (dB)	PK Limit (dBm)	Over Limit (dB)	Table (o)	ANT	EUT	Verdict
199.459	-67.84	-14.76	-25.0	-42.84	330.00	Horizontal	Horizontal	Pass
2553.100	-25.89	2.36	-25.0	-0.89	316.00	Horizontal	Horizontal	N/A
2638.400	-30.94	2.68	-25.0	-5.94	331.00	Horizontal	Horizontal	N/A
6690.400	-40.48	12.52	-25.0	-15.48	335.00	Horizontal	Horizontal	Pass
13410.187	-46.50	5.84	-25.0	-21.50	95.00	Horizontal	Horizontal	Pass
19205.550	-47.96	8.88	-25.0	-22.96	86.00	Horizontal	Horizontal	Pass

RSE-H&V CH37925 15M RB1 LOW CH38075 15M RB1 HIGH



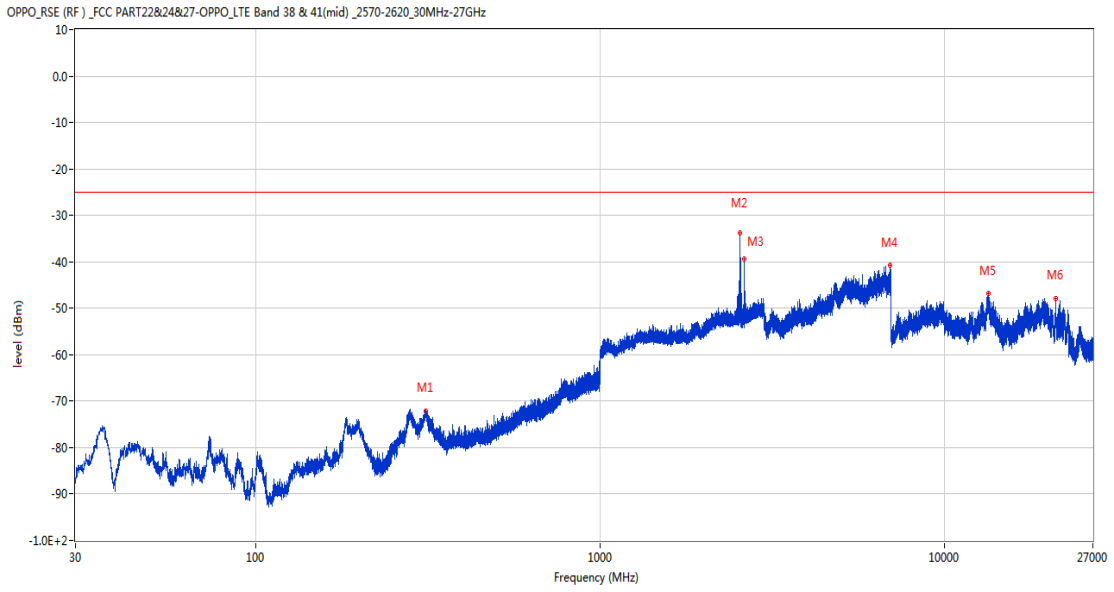
Frequency (MHz)	Result (dBm)	Factor (dB)	PK Limit (dBm)	Over Limit (dB)	Table (o)	ANT	EUT	Verdict
183.357	-69.71	-13.38	-25.0	-44.71	132.00	Horizontal	Vertical	Pass
2553.200	-29.79	2.36	-25.0	-4.79	204.00	Horizontal	Vertical	N/A
2630.300	-42.42	2.91	-25.0	-17.42	190.00	Horizontal	Vertical	N/A
6682.200	-40.75	12.30	-25.0	-15.75	267.00	Horizontal	Vertical	Pass
13364.775	-46.64	5.90	-25.0	-21.64	139.00	Horizontal	Vertical	Pass
19319.849	-48.15	11.11	-25.0	-23.15	344.00	Horizontal	Vertical	Pass

RSE-V&V CH37925 15M RB1 LOW CH38075 15M RB1 HIGH



Frequency (MHz)	Result (dBm)	Factor (dB)	PK Limit (dBm)	Over Limit (dB)	Table (o)	ANT	EUT	Verdict
298.060	-71.81	-11.34	-25.0	-46.81	43.00	Vertical	Vertical	Pass
2553.200	-29.49	2.36	-25.0	-4.49	215.00	Vertical	Vertical	N/A
2636.800	-36.52	2.71	-25.0	-11.52	259.00	Vertical	Vertical	N/A
6761.000	-41.35	11.77	-25.0	-16.35	298.00	Vertical	Vertical	Pass
13408.349	-46.34	5.81	-25.0	-21.34	203.00	Vertical	Vertical	Pass
19374.301	-47.11	10.11	-25.0	-22.11	69.00	Vertical	Vertical	Pass

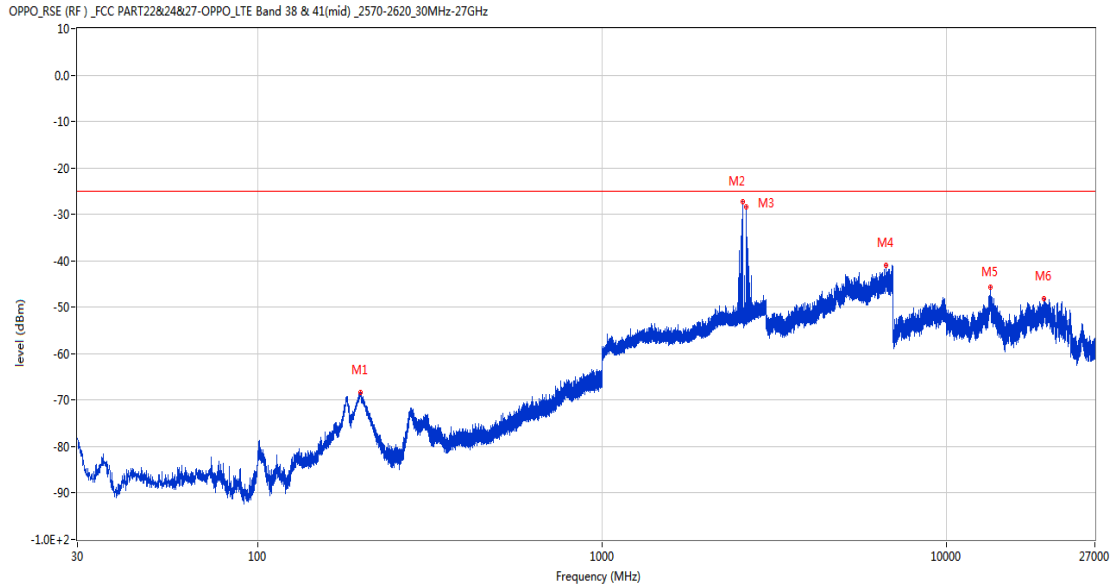
RSE-V&H CH37925 15M RB1 LOW CH38075 15M RB1 HIGH



Frequency (MHz)	Result (dBm)	Factor (dB)	PK Limit (dBm)	Over Limit (dB)	Table (o)	ANT	EUT	Verdict
312.658	-72.10	-10.97	-25.0	-47.10	0.00	Vertical	Horizontal	Pass
2553.300	-33.85	2.36	-25.0	-8.85	289.00	Vertical	Horizontal	N/A
2630.500	-39.45	2.91	-25.0	-14.45	289.00	Vertical	Horizontal	N/A
6977.800	-40.64	13.93	-25.0	-15.64	19.00	Vertical	Horizontal	Pass
13394.437	-46.71	5.73	-25.0	-21.71	360.00	Vertical	Horizontal	Pass
21028.051	-47.95	9.24	-25.0	-22.95	360.00	Vertical	Horizontal	Pass

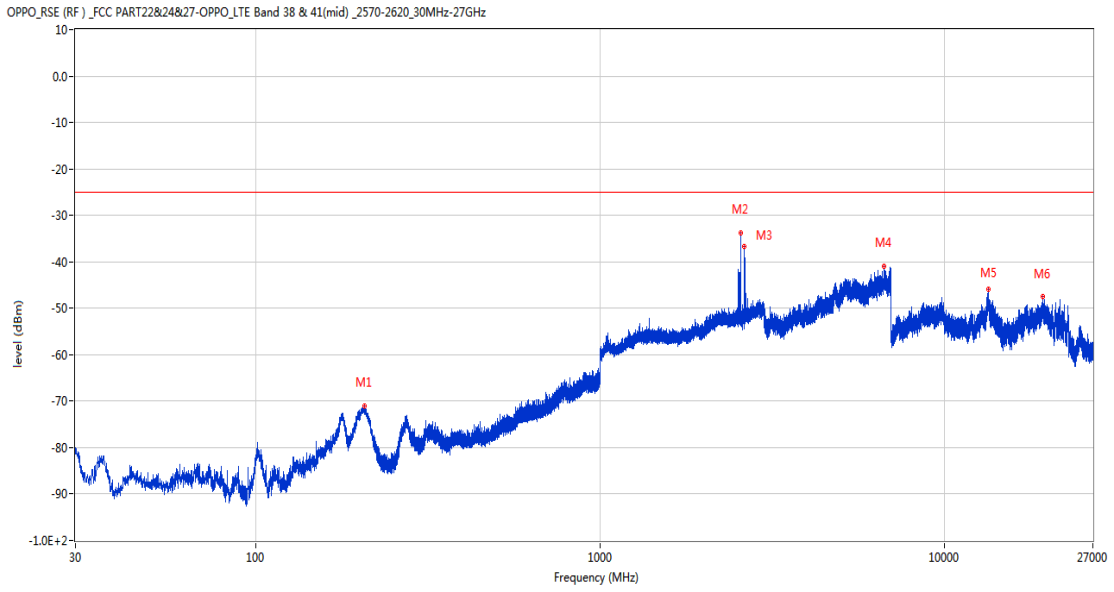
21.3 CA_38C 15MHz+15MHz, QPSK, High Channel

RSE-H&H CH38025 15M RB1 LOW CH38175 15M RB1 HIGH



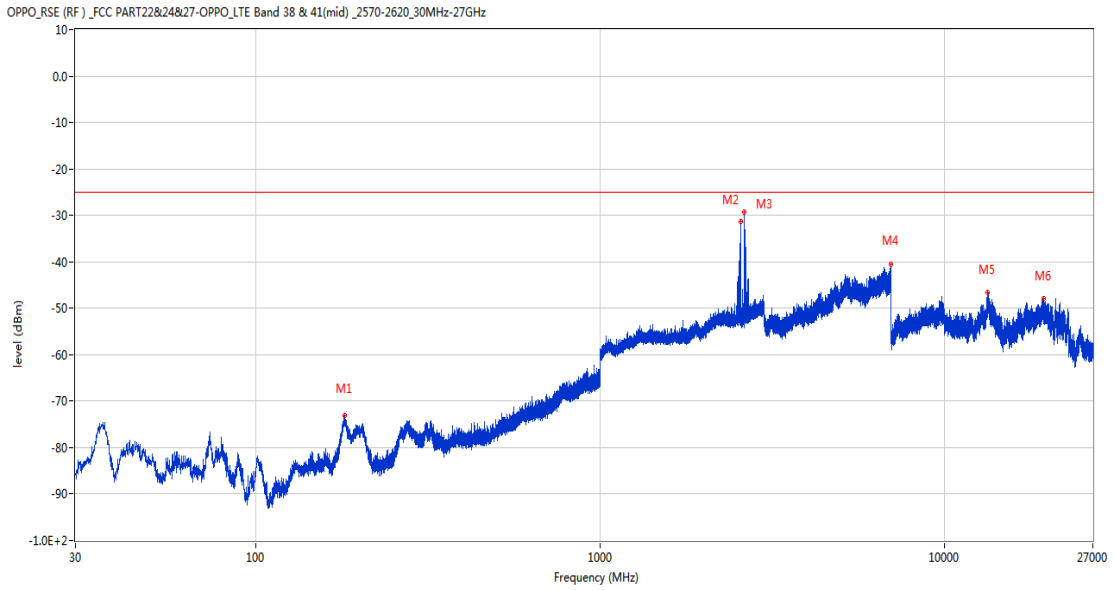
Frequency (MHz)	Result (dBm)	Factor (dB)	PK Limit (dBm)	Over Limit (dB)	Table (o)	ANT	EUT	Verdict
199.411	-68.35	-14.75	-25.0	-43.35	332.00	Horizontal	Horizontal	Pass
2563.200	-27.35	2.40	-25.0	-2.35	314.00	Horizontal	Horizontal	N/A
2629.900	-28.49	2.91	-25.0	-3.49	314.00	Horizontal	Horizontal	N/A
6674.800	-41.06	11.94	-25.0	-16.06	71.00	Horizontal	Horizontal	Pass
13422.000	-45.67	6.01	-25.0	-20.67	259.00	Horizontal	Horizontal	Pass
19199.250	-48.22	8.87	-25.0	-23.22	87.00	Horizontal	Horizontal	Pass

RSE-H&V CH38025 15M RB1 LOW CH38175 15M RB1 HIGH



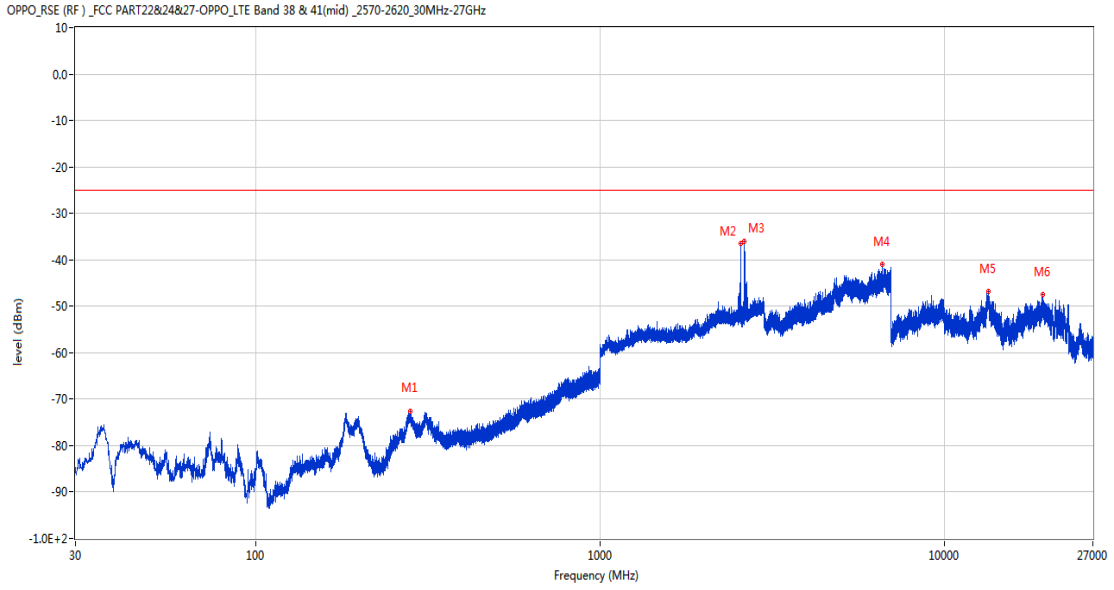
Frequency (MHz)	Result (dBm)	Factor (dB)	PK Limit (dBm)	Over Limit (dB)	Table (o)	ANT	EUT	Verdict
207.122	-71.12	-16.43	-25.0	-46.12	318.00	Horizontal	Vertical	Pass
2563.200	-33.73	2.40	-25.0	-8.73	215.00	Horizontal	Vertical	N/A
2627.600	-36.68	2.89	-25.0	-11.68	83.00	Horizontal	Vertical	N/A
6677.200	-40.91	12.06	-25.0	-15.91	76.00	Horizontal	Vertical	Pass
13420.162	-46.01	5.98	-25.0	-21.01	205.00	Horizontal	Vertical	Pass
19338.750	-47.45	10.86	-25.0	-22.45	82.00	Horizontal	Vertical	Pass

RSE-V&V CH38025 15M RB1 LOW CH38175 15M RB1 HIGH



Frequency (MHz)	Result (dBm)	Factor (dB)	PK Limit (dBm)	Over Limit (dB)	Table (o)	ANT	EUT	Verdict
181.902	-73.13	-13.34	-25.0	-48.13	144.00	Vertical	Vertical	Pass
2563.100	-31.42	2.40	-25.0	-6.42	243.00	Vertical	Vertical	N/A
2626.400	-29.36	2.87	-25.0	-4.36	257.00	Vertical	Vertical	N/A
6989.400	-40.57	13.40	-25.0	-15.57	89.00	Vertical	Vertical	Pass
13388.662	-46.59	5.78	-25.0	-21.59	338.00	Vertical	Vertical	Pass
19446.301	-47.98	9.18	-25.0	-22.98	163.00	Vertical	Vertical	Pass

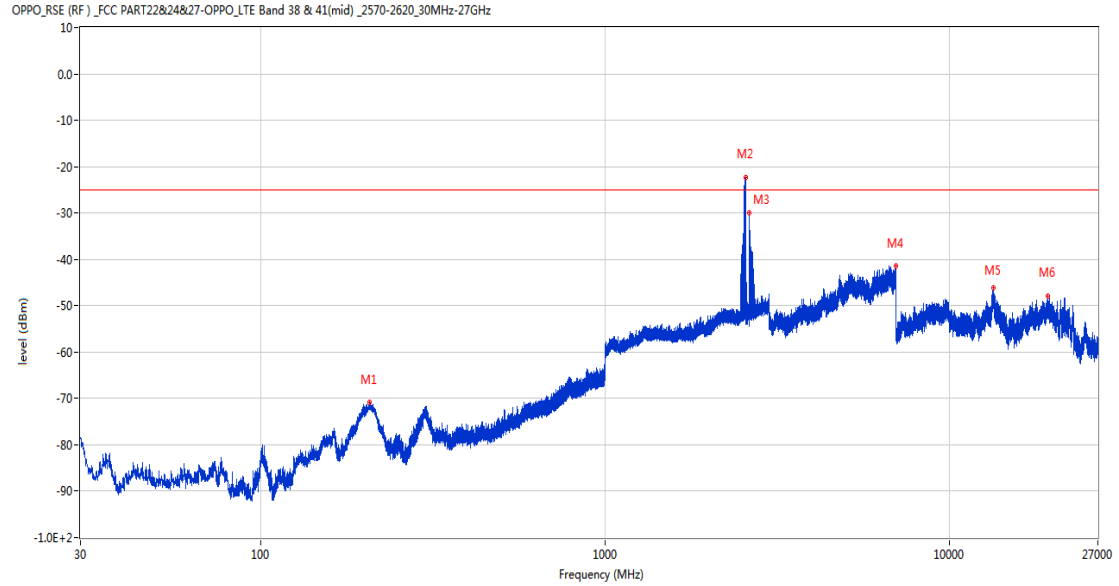
RSE-V&H CH38025 15M RB1 LOW CH38175 15M RB1 HIGH



Frequency (MHz)	Result (dBm)	Factor (dB)	PK Limit (dBm)	Over Limit (dB)	Table (o)	ANT	EUT	Verdict
282.151	-72.71	-10.89	-25.0	-47.71	70.00	Vertical	Horizontal	Pass
2563.300	-36.42	2.40	-25.0	-11.42	298.00	Vertical	Horizontal	N/A
2629.900	-36.10	2.91	-25.0	-11.10	298.00	Vertical	Horizontal	N/A
6605.400	-41.07	12.05	-25.0	-16.07	177.00	Vertical	Horizontal	Pass
13417.538	-46.83	5.94	-25.0	-21.83	85.00	Vertical	Horizontal	Pass
19327.949	-47.58	11.01	-25.0	-22.58	318.00	Vertical	Horizontal	Pass

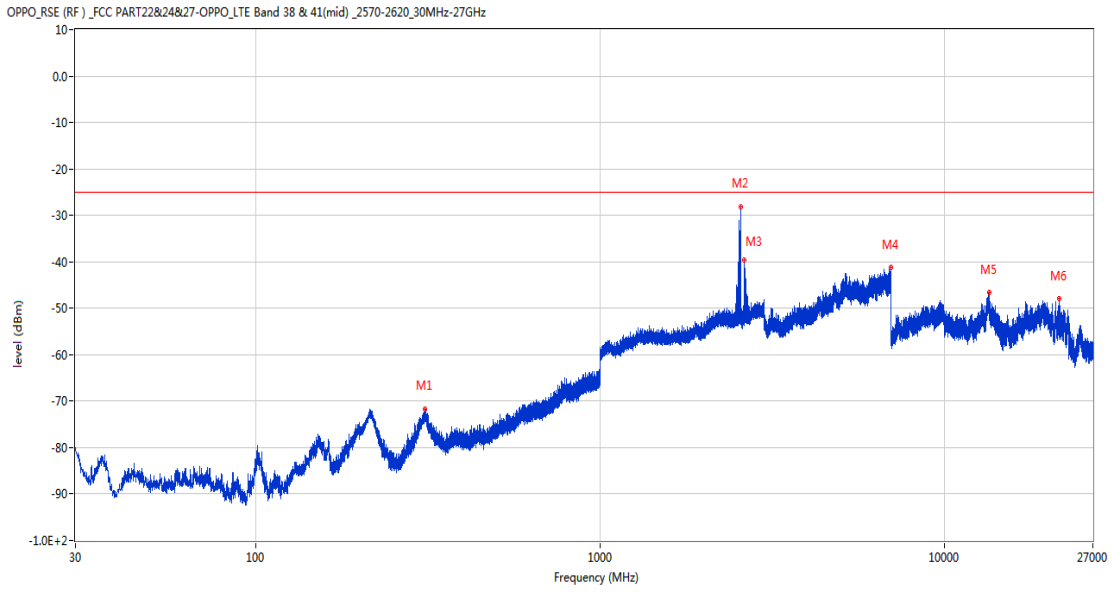
21.4 CA_38C 20MHz+20MHz, QPSK, Low Channel

RSE-H&HCH37850 20M RB1 LOW CH38048 20M RB1 HIGH



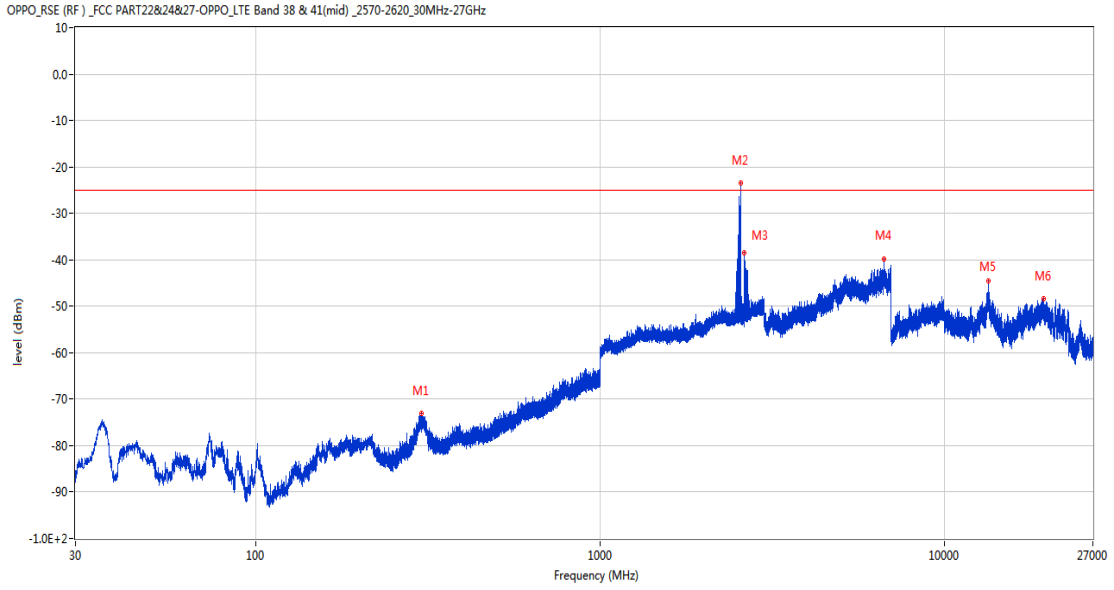
Frequency (MHz)	Result (dBm)	Factor (dB)	PK Limit (dBm)	Over Limit (dB)	Table (o)	ANT	EUT	Verdict
206.782	-70.79	-16.46	-25.0	-45.79	335.00	Horizontal	Horizontal	Pass
2560.400	-22.37	2.38	-25.0	2.63	208.00	Horizontal	Horizontal	N/A
2626.400	-29.92	2.87	-25.0	-4.92	311.00	Horizontal	Horizontal	N/A
6996.800	-41.32	13.50	-25.0	-16.32	80.00	Horizontal	Horizontal	Pass
13417.275	-46.19	5.94	-25.0	-21.19	0.00	Horizontal	Horizontal	Pass
19330.200	-48.00	10.98	-25.0	-23.00	215.00	Horizontal	Horizontal	Pass

RSE-H&VCH37850 20M RB1 LOW CH38048 20M RB1 HIGH



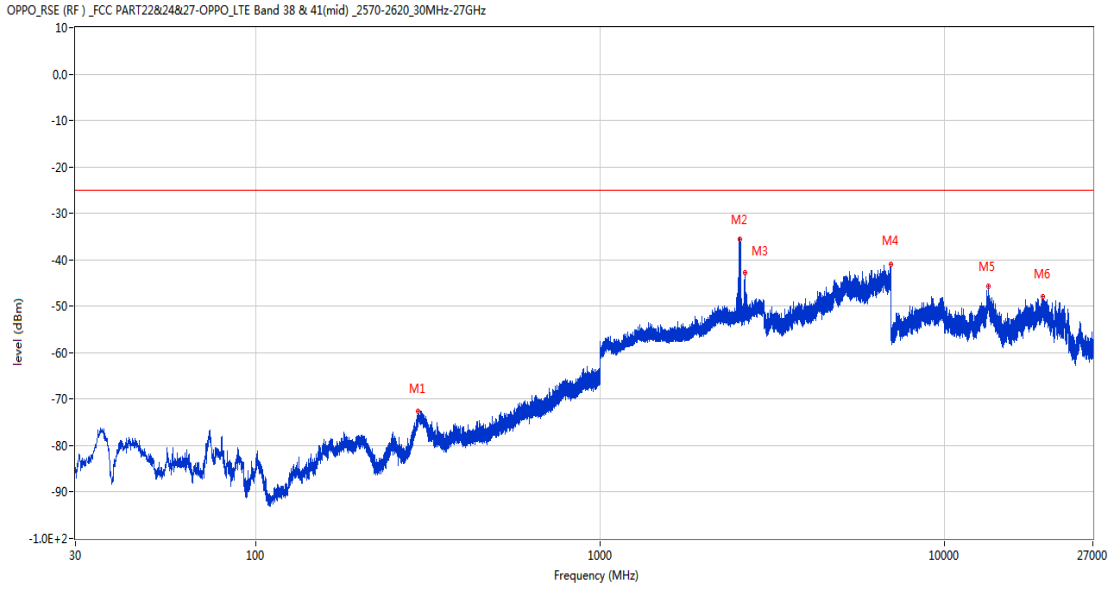
Frequency (MHz)	Result (dBm)	Factor (dB)	PK Limit (dBm)	Over Limit (dB)	Table (o)	ANT	EUT	Verdict
311.009	-71.82	-11.11	-25.0	-46.82	352.00	Horizontal	Vertical	Pass
2560.500	-28.10	2.39	-25.0	-3.10	133.00	Horizontal	Vertical	N/A
2628.300	-39.53	2.89	-25.0	-14.53	203.00	Horizontal	Vertical	N/A
6999.000	-41.11	13.53	-25.0	-16.11	360.00	Horizontal	Vertical	Pass
13481.326	-46.54	6.07	-25.0	-21.54	241.00	Horizontal	Vertical	Pass
21613.949	-47.92	9.37	-25.0	-22.92	259.00	Horizontal	Vertical	Pass

RSE-V&VCH37850 20M RB1 LOW CH38048 20M RB1 HIGH



Frequency (MHz)	Result (dBm)	Factor (dB)	PK Limit (dBm)	Over Limit (dB)	Table (o)	ANT	EUT	Verdict
303.103	-73.13	-11.21	-25.0	-48.13	1.00	Vertical	Vertical	Pass
2561.900	-23.56	2.39	-25.0	1.44	274.00	Vertical	Vertical	N/A
2626.700	-38.58	2.88	-25.0	-13.58	223.00	Vertical	Vertical	N/A
6681.000	-39.76	12.21	-25.0	-14.76	27.00	Vertical	Vertical	Pass
13450.087	-44.64	6.51	-25.0	-19.64	335.00	Vertical	Vertical	Pass
19412.552	-48.37	9.17	-25.0	-23.37	0.00	Vertical	Vertical	Pass

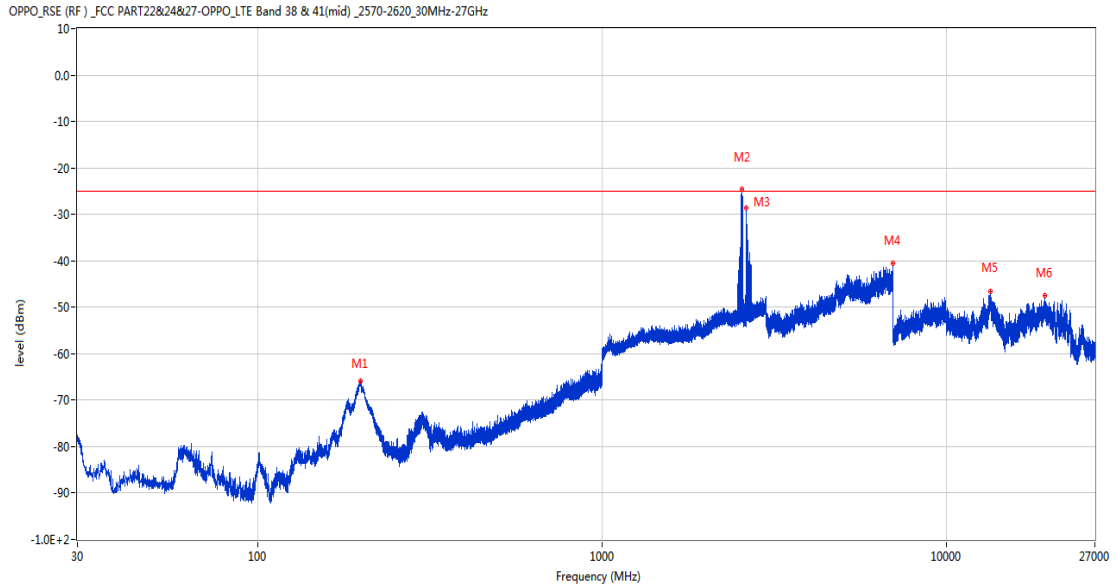
RSE-V&HCH37850 20M RB1 LOW CH38048 20M RB1 HIGH



Frequency (MHz)	Result (dBm)	Factor (dB)	PK Limit (dBm)	Over Limit (dB)	Table (o)	ANT	EUT	Verdict
296.653	-72.56	-11.23	-25.0	-47.56	25.00	Vertical	Horizontal	Pass
2555.700	-35.52	2.27	-25.0	-10.52	360.00	Vertical	Horizontal	N/A
2632.300	-42.80	2.81	-25.0	-17.80	243.00	Vertical	Horizontal	N/A
6997.200	-40.98	13.51	-25.0	-15.98	360.00	Vertical	Horizontal	Pass
13420.162	-45.75	5.98	-25.0	-20.75	314.00	Vertical	Horizontal	Pass
19286.551	-47.88	10.13	-25.0	-22.88	46.00	Vertical	Horizontal	Pass

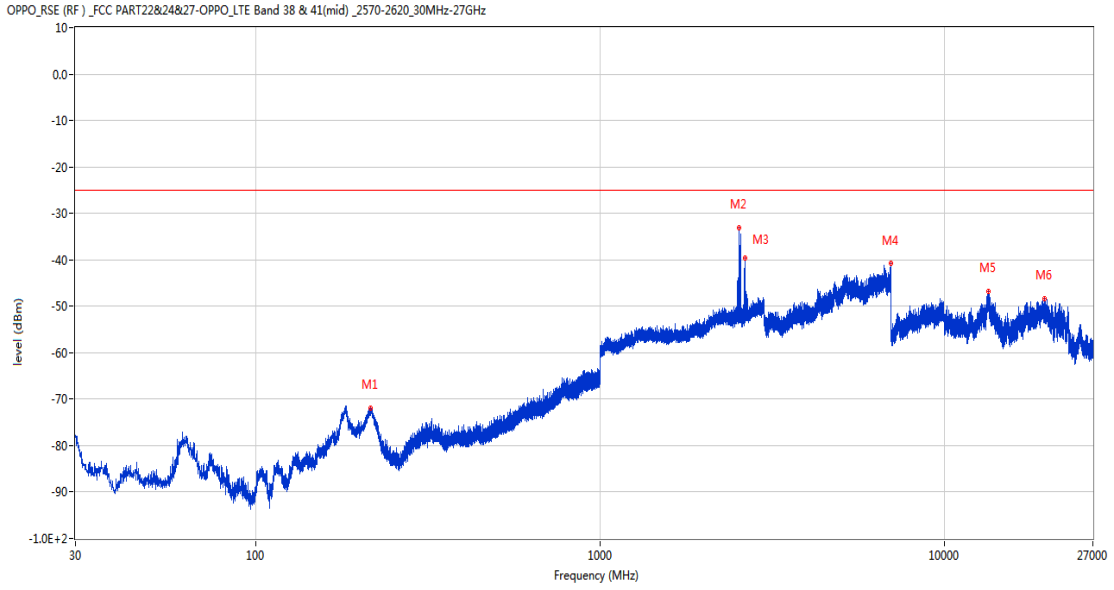
21.5 CA_38C 20MHz+20MHz, QPSK, Middle Channel

RSE-H&H CH37901 20M RB1 LOW CH38099 20M RB1 HIGH



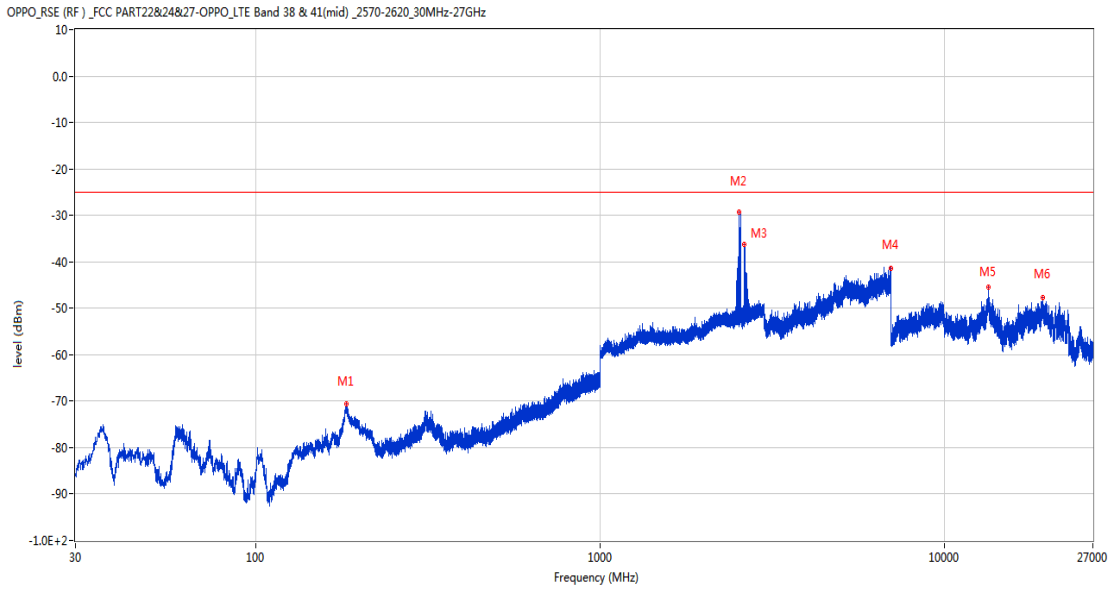
Frequency (MHz)	Result (dBm)	Factor (dB)	PK Limit (dBm)	Over Limit (dB)	Table (o)	ANT	EUT	Verdict
198.538	-65.98	-14.64	-25.0	-40.98	314.00	Horizontal	Horizontal	Pass
2556.200	-24.66	2.23	-25.0	0.34	326.00	Horizontal	Horizontal	N/A
2628.200	-28.70	2.89	-25.0	-3.70	308.00	Horizontal	Horizontal	N/A
6998.200	-40.56	13.53	-25.0	-15.56	83.00	Horizontal	Horizontal	Pass
13443.787	-46.63	6.38	-25.0	-21.63	360.00	Horizontal	Horizontal	Pass
19305.900	-47.46	10.52	-25.0	-22.46	333.00	Horizontal	Horizontal	Pass

RSE-H&V CH37901 20M RB1 LOW CH38099 20M RB1 HIGH



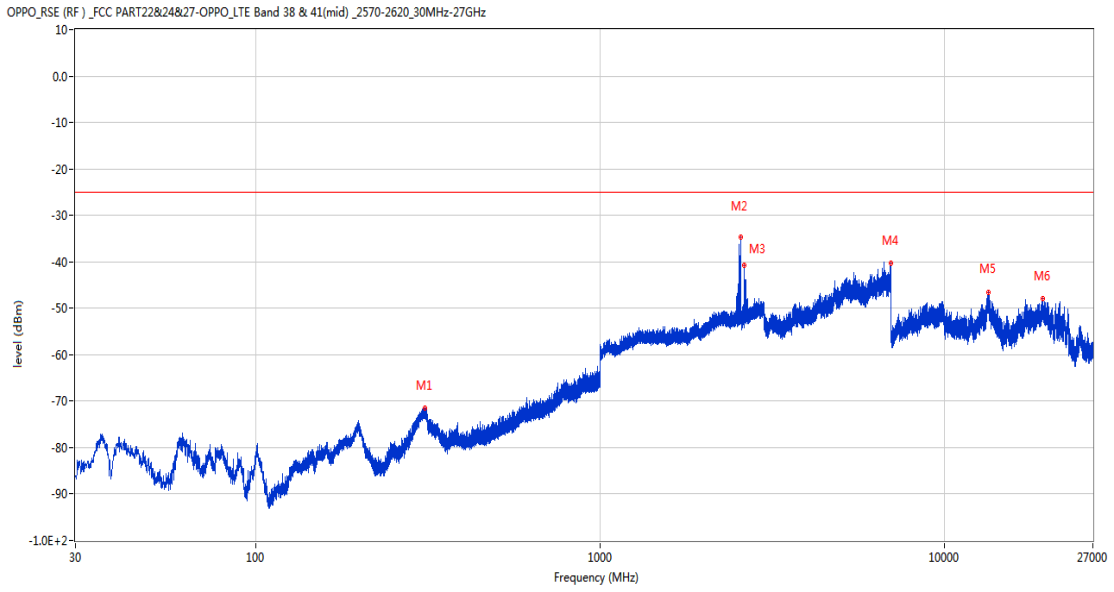
Frequency (MHz)	Result (dBm)	Factor (dB)	PK Limit (dBm)	Over Limit (dB)	Table (o)	ANT	EUT	Verdict
216.240	-71.87	-15.66	-25.0	-46.87	308.00	Horizontal	Vertical	Pass
2539.200	-33.18	2.02	-25.0	-8.18	138.00	Horizontal	Vertical	N/A
2633.700	-39.57	2.74	-25.0	-14.57	45.00	Horizontal	Vertical	N/A
6982.600	-40.63	13.92	-25.0	-15.63	262.00	Horizontal	Vertical	Pass
13412.813	-46.73	5.88	-25.0	-21.73	22.00	Horizontal	Vertical	Pass
19546.651	-48.31	7.65	-25.0	-23.31	39.00	Horizontal	Vertical	Pass

RSE-V&V CH37901 20M RB1 LOW CH38099 20M RB1 HIGH



Frequency (MHz)	Result (dBm)	Factor (dB)	PK Limit (dBm)	Over Limit (dB)	Table (o)	ANT	EUT	Verdict
183.114	-70.55	-13.34	-25.0	-45.55	140.00	Vertical	Vertical	Pass
2539.300	-29.35	2.01	-25.0	-4.35	232.00	Vertical	Vertical	N/A
2631.500	-36.26	2.88	-25.0	-11.26	0.00	Vertical	Vertical	N/A
6992.800	-41.30	13.54	-25.0	-16.30	60.00	Vertical	Vertical	Pass
13432.500	-45.38	6.18	-25.0	-20.38	179.00	Vertical	Vertical	Pass
19336.499	-47.69	10.89	-25.0	-22.69	29.00	Vertical	Vertical	Pass

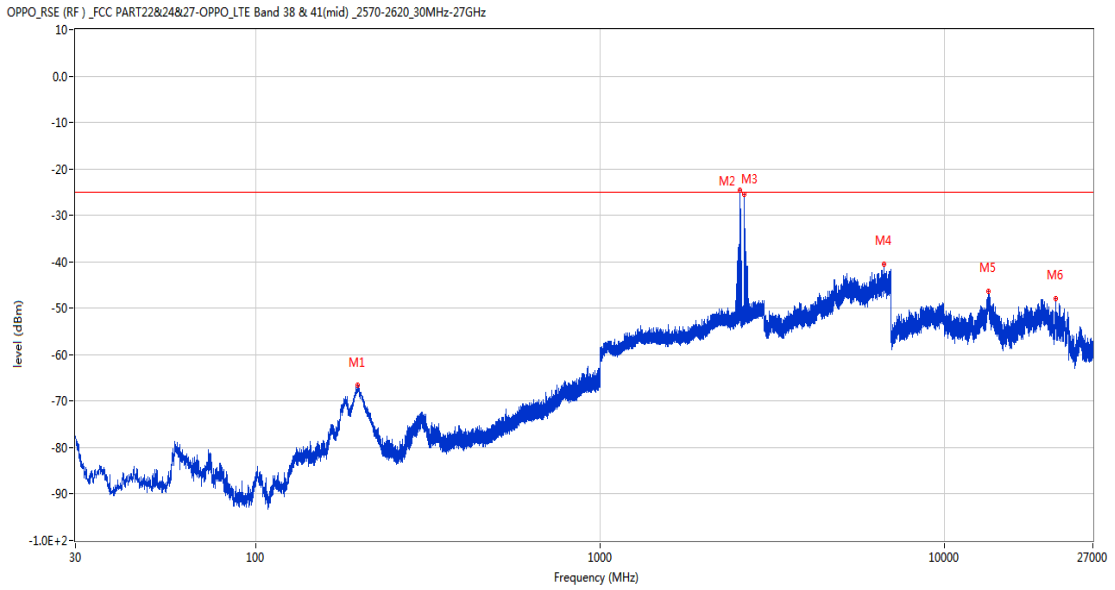
RSE-V&H CH37901 20M RB1 LOW CH38099 20M RB1 HIGH



Frequency (MHz)	Result (dBm)	Factor (dB)	PK Limit (dBm)	Over Limit (dB)	Table (o)	ANT	EUT	Verdict
309.554	-71.53	-11.17	-25.0	-46.53	35.00	Vertical	Horizontal	Pass
2562.100	-34.66	2.39	-25.0	-9.66	326.00	Vertical	Horizontal	N/A
2629.100	-40.84	2.90	-25.0	-15.84	360.00	Vertical	Horizontal	N/A
6982.600	-40.30	13.92	-25.0	-15.30	170.00	Vertical	Horizontal	Pass
13423.575	-46.64	6.04	-25.0	-21.64	47.00	Vertical	Horizontal	Pass
19373.851	-47.88	10.11	-25.0	-22.88	181.00	Vertical	Horizontal	Pass

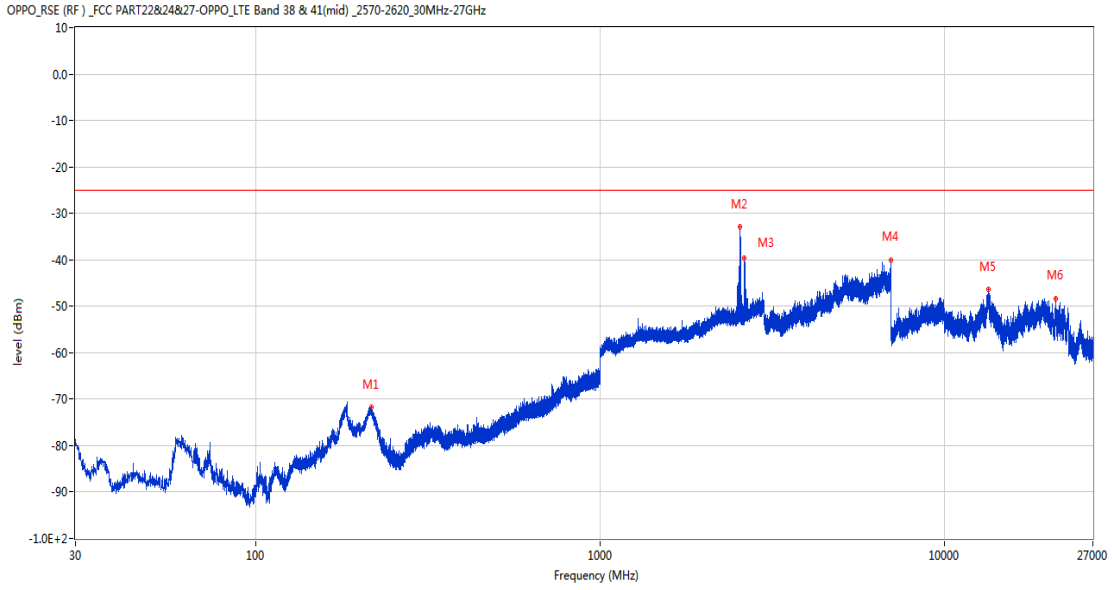
21.6 CA_38C 20MHz+20MHz, QPSK, High Channel

RSE-H&H CH37952 20M RB1 LOW CH38150 20M RB1 HIGH



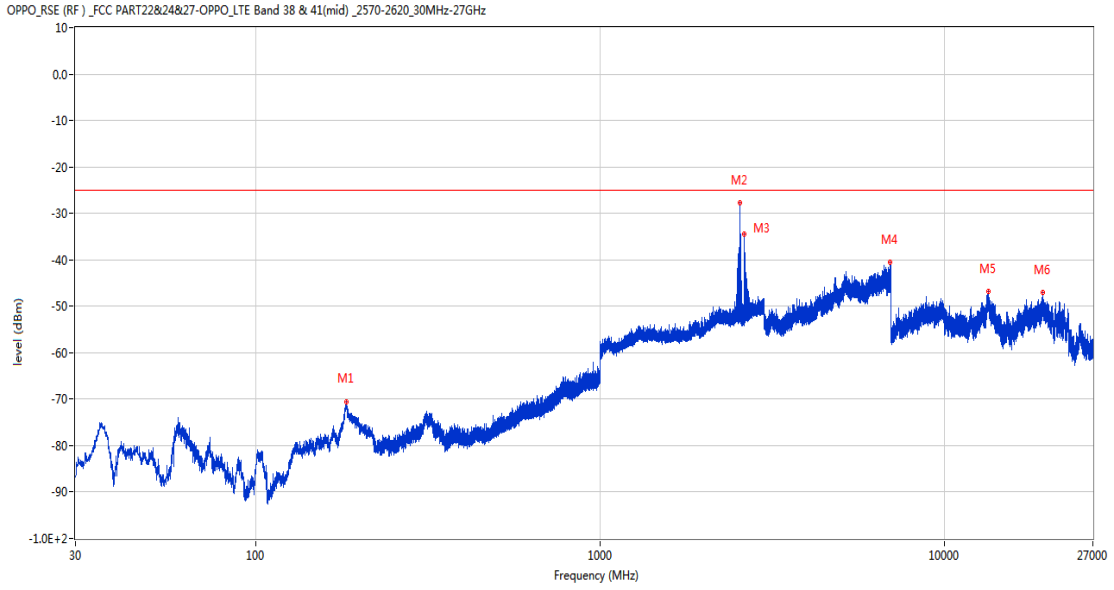
Frequency (MHz)	Result (dBm)	Factor (dB)	PK Limit (dBm)	Over Limit (dB)	Table (o)	ANT	EUT	Verdict
198.150	-66.59	-14.59	-25.0	-41.59	336.00	Horizontal	Horizontal	Pass
2544.400	-24.63	2.07	-25.0	0.37	303.00	Horizontal	Horizontal	N/A
2626.900	-25.51	2.88	-25.0	-0.51	303.00	Horizontal	Horizontal	N/A
6675.800	-40.48	11.99	-25.0	-15.48	340.00	Horizontal	Horizontal	Pass
13432.237	-46.34	6.18	-25.0	-21.34	0.00	Horizontal	Horizontal	Pass
21044.699	-47.96	9.24	-25.0	-22.96	335.00	Horizontal	Horizontal	Pass

RSE-H&V CH37952 20M RB1 LOW CH38150 20M RB1 HIGH



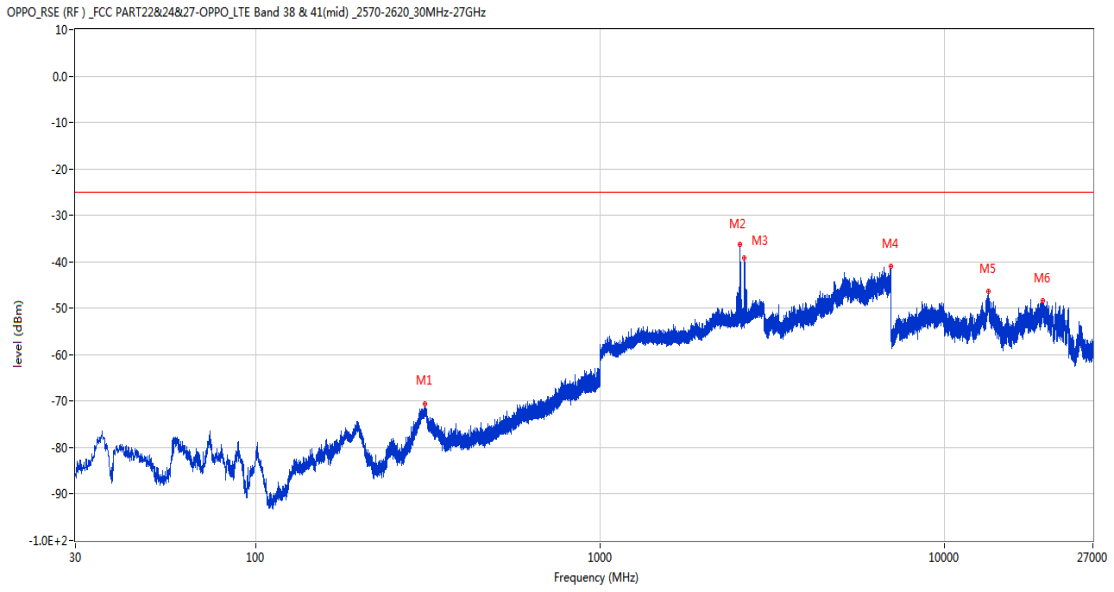
Frequency (MHz)	Result (dBm)	Factor (dB)	PK Limit (dBm)	Over Limit (dB)	Table (o)	ANT	EUT	Verdict
216.870	-71.73	-15.60	-25.0	-46.73	318.00	Horizontal	Vertical	Pass
2544.300	-32.95	2.06	-25.0	-7.95	225.00	Horizontal	Vertical	N/A
2624.700	-39.66	2.86	-25.0	-14.66	225.00	Horizontal	Vertical	N/A
6997.400	-40.14	13.51	-25.0	-15.14	300.00	Horizontal	Vertical	Pass
13411.763	-46.46	5.86	-25.0	-21.46	279.00	Horizontal	Vertical	Pass
21037.050	-48.38	9.24	-25.0	-23.38	308.00	Horizontal	Vertical	Pass

RSE-V&V CH37952 20M RB1 LOW CH38150 20M RB1 HIGH



Frequency (MHz)	Result (dBm)	Factor (dB)	PK Limit (dBm)	Over Limit (dB)	Table (o)	ANT	EUT	Verdict
183.600	-70.69	-13.42	-25.0	-45.69	116.00	Vertical	Vertical	Pass
2544.400	-27.69	2.07	-25.0	-2.69	287.00	Vertical	Vertical	N/A
2625.300	-34.53	2.86	-25.0	-9.53	360.00	Vertical	Vertical	N/A
6970.000	-40.59	13.51	-25.0	-15.59	177.00	Vertical	Vertical	Pass
13426.463	-46.80	6.08	-25.0	-21.80	360.00	Vertical	Vertical	Pass
19375.651	-46.91	10.09	-25.0	-21.91	279.00	Vertical	Vertical	Pass

RSE-V&H CH37952 20M RB1 LOW CH38150 20M RB1 HIGH

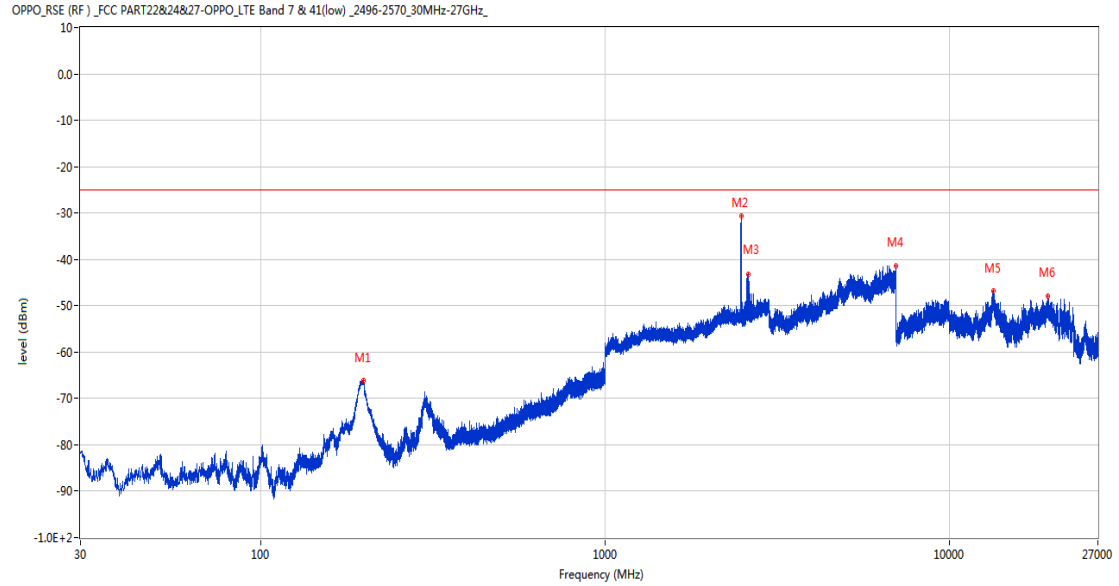


Frequency (MHz)	Result (dBm)	Factor (dB)	PK Limit (dBm)	Over Limit (dB)	Table (o)	ANT	EUT	Verdict
310.621	-70.53	-11.14	-25.0	-45.53	52.00	Vertical	Horizontal	Pass
2544.300	-36.21	2.06	-25.0	-11.21	215.00	Vertical	Horizontal	N/A
2626.400	-39.23	2.87	-25.0	-14.23	215.00	Vertical	Horizontal	N/A
6984.800	-40.95	13.71	-25.0	-15.95	161.00	Vertical	Horizontal	Pass
13433.550	-46.46	6.20	-25.0	-21.46	304.00	Vertical	Horizontal	Pass
19325.250	-48.44	11.05	-25.0	-23.44	0.00	Vertical	Horizontal	Pass

22 CA_41C

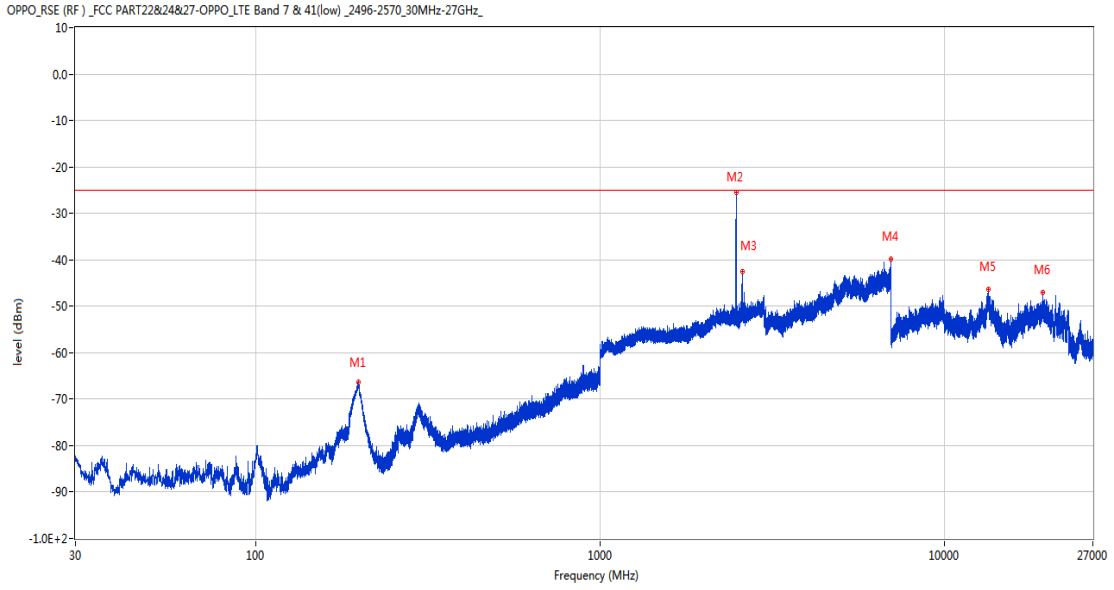
22.1 CA_41C 20MHz+5MHz, QPSK, Low Channel

RSE-H&H CH39750 20M RB1 LOW CH39867 20M RB1 HIGH



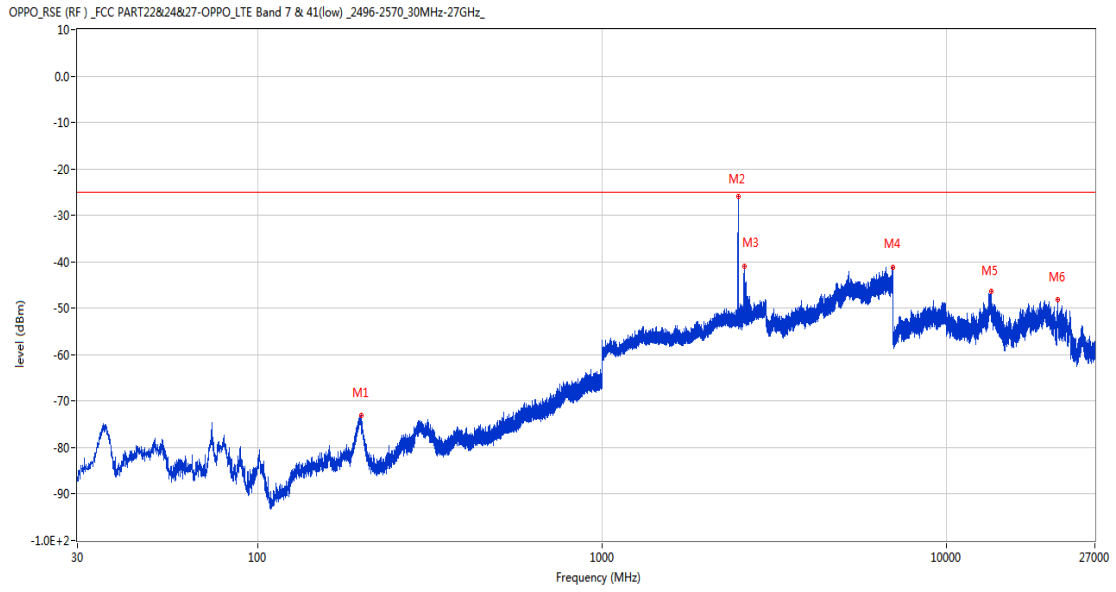
Frequency (MHz)	Result (dBm)	Factor (dB)	PK Limit (dBm)	Over Limit (dB)	Table (o)	ANT	EUT	Verdict
199.168	-66.20	-14.73	-25.0	-41.20	120.00	Horizontal	Horizontal	Pass
2488.400	-30.55	2.37	-25.0	-5.55	203.00	Horizontal	Horizontal	N/A
2603.100	-43.28	2.37	-25.0	-18.28	222.00	Horizontal	Horizontal	N/A
6981.400	-41.38	13.84	-25.0	-16.38	3.00	Horizontal	Horizontal	Pass
13417.012	-46.88	5.94	-25.0	-21.88	192.00	Horizontal	Horizontal	Pass
19330.200	-48.01	10.98	-25.0	-23.01	57.00	Horizontal	Horizontal	Pass

RSE-H&V CH39750 20M RB1 LOW CH39867 20M RB1 HIGH



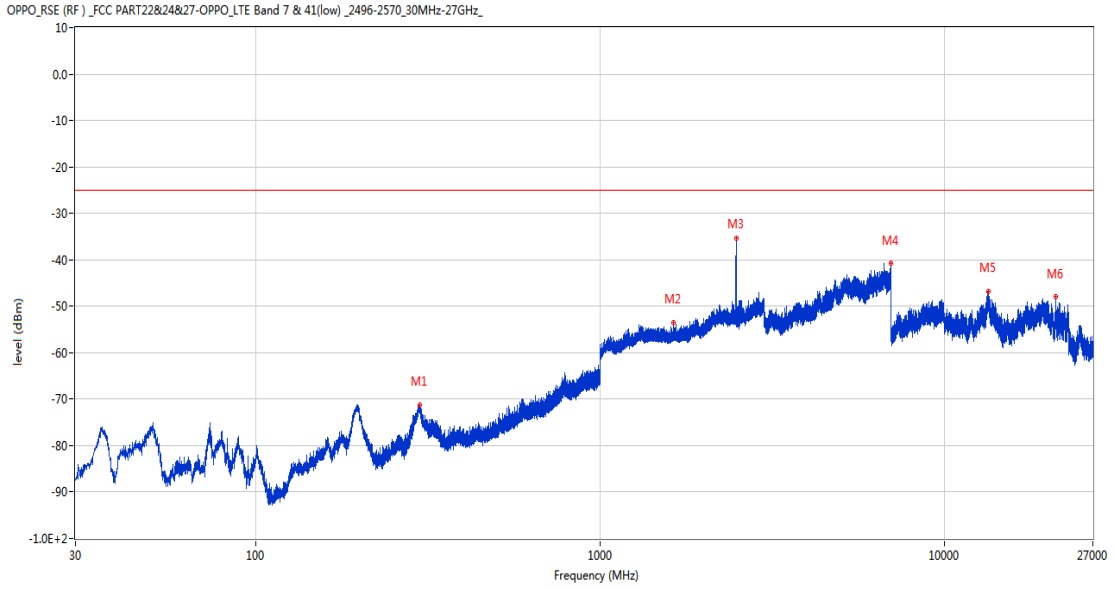
Frequency (MHz)	Result (dBm)	Factor (dB)	PK Limit (dBm)	Over Limit (dB)	Table (o)	ANT	EUT	Verdict
199.265	-66.39	-14.74	-25.0	-41.39	314.00	Horizontal	Vertical	Pass
2490.800	-25.36	2.39	-25.0	-0.36	133.00	Horizontal	Vertical	N/A
2592.800	-42.53	1.86	-25.0	-17.53	216.00	Horizontal	Vertical	N/A
6999.800	-39.95	13.53	-25.0	-14.95	96.00	Horizontal	Vertical	Pass
13461.638	-46.25	6.42	-25.0	-21.25	0.00	Horizontal	Vertical	Pass
19350.450	-47.03	10.56	-25.0	-22.03	156.00	Horizontal	Vertical	Pass

RSE-V&V CH39750 20M RB1 LOW CH39867 20M RB1 HIGH



Frequency (MHz)	Result (dBm)	Factor (dB)	PK Limit (dBm)	Over Limit (dB)	Table (o)	ANT	EUT	Verdict
199.653	-73.12	-14.80	-25.0	-48.12	187.00	Vertical	Vertical	Pass
2488.300	-26.02	2.37	-25.0	-1.02	240.00	Vertical	Vertical	N/A
2594.000	-41.00	1.88	-25.0	-16.00	301.00	Vertical	Vertical	N/A
6993.200	-41.08	13.57	-25.0	-16.08	165.00	Vertical	Vertical	Pass
13499.963	-46.31	5.72	-25.0	-21.31	313.00	Vertical	Vertical	Pass
21025.800	-48.12	9.23	-25.0	-23.12	119.00	Vertical	Vertical	Pass

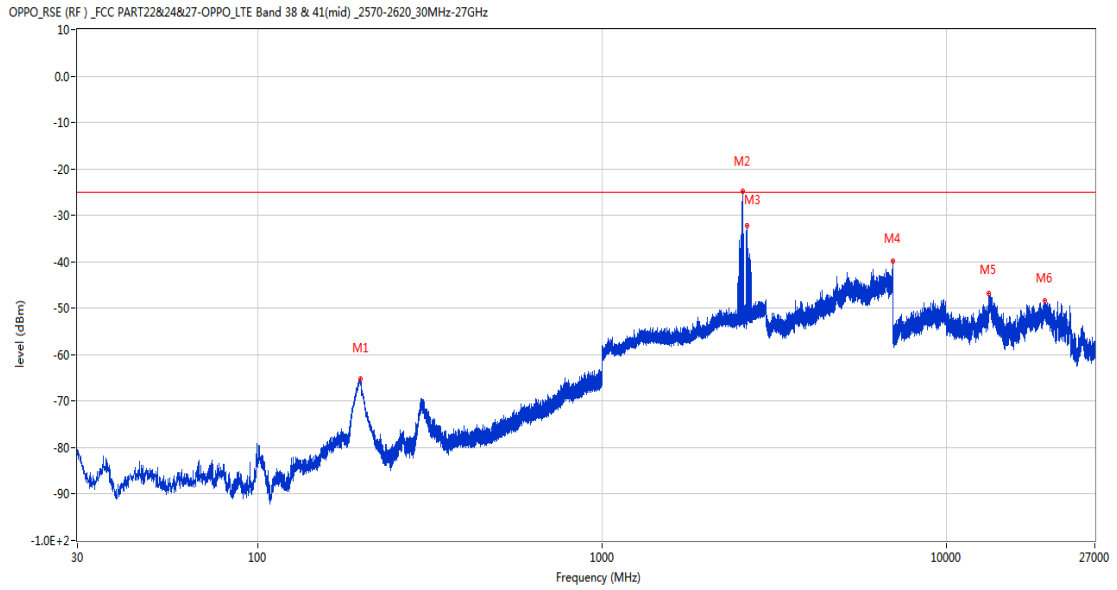
RSE-V&H CH39750 20M RB1 LOW CH39867 20M RB1 HIGH



Frequency (MHz)	Result (dBm)	Factor (dB)	PK Limit (dBm)	Over Limit (dB)	Table (o)	ANT	EUT	Verdict
299.224	-71.27	-11.46	-25.0	-46.27	360.00	Vertical	Horizontal	Pass
1636.900	-53.45	-2.83	-25.0	-28.45	120.00	Vertical	Horizontal	Pass
2487.600	-35.35	2.36	-25.0	-10.35	0.00	Vertical	Horizontal	N/A
6998.200	-40.75	13.53	-25.0	-15.75	24.00	Vertical	Horizontal	Pass
13423.575	-46.81	6.04	-25.0	-21.81	360.00	Vertical	Horizontal	Pass
21026.251	-47.93	9.23	-25.0	-22.93	136.00	Vertical	Horizontal	Pass

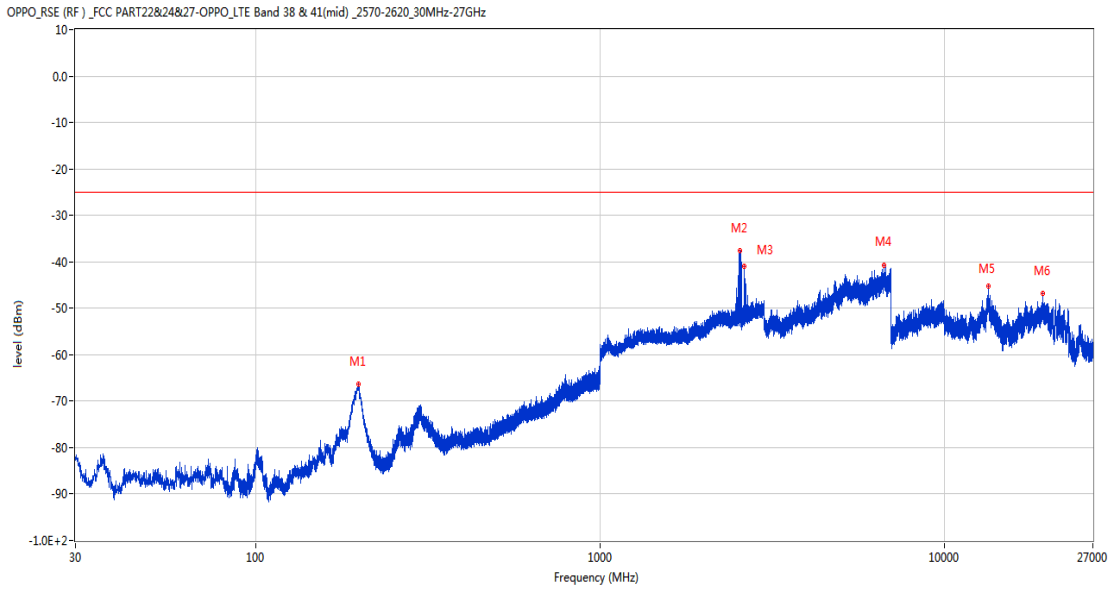
22.2 CA_41C 20MHz+5MHz, QPSK, Middle Channel

RSE-H&HCH40595 20M RB1 LOW CH40712 20M RB1 HIGH



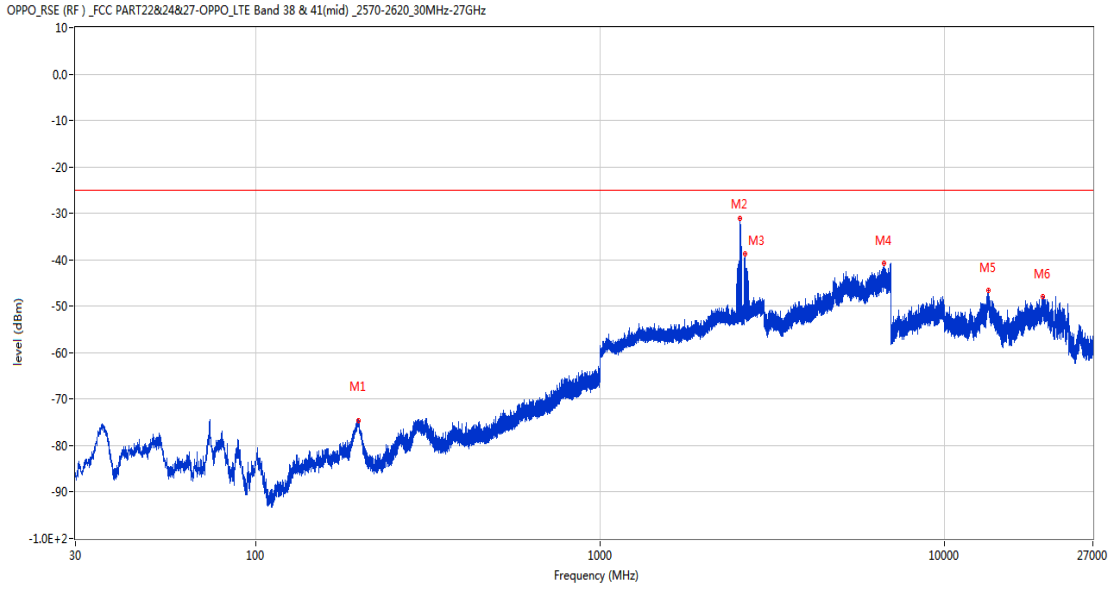
Frequency (MHz)	Result (dBm)	Factor (dB)	PK Limit (dBm)	Over Limit (dB)	Table (o)	ANT	EUT	Verdict
199.605	-65.20	-14.78	-25.0	-40.20	100.00	Horizontal	Horizontal	Pass
2562.400	-24.87	2.40	-25.0	0.13	172.00	Horizontal	Horizontal	N/A
2634.300	-32.29	2.74	-25.0	-7.29	298.00	Horizontal	Horizontal	N/A
6997.600	-39.94	13.52	-25.0	-14.94	40.00	Horizontal	Horizontal	Pass
13299.937	-46.89	5.41	-25.0	-21.89	28.00	Horizontal	Horizontal	Pass
19328.401	-48.42	11.00	-25.0	-23.42	0.00	Horizontal	Horizontal	Pass

RSE-H&VCH40595 20M RB1 LOW CH40712 20M RB1 HIGH



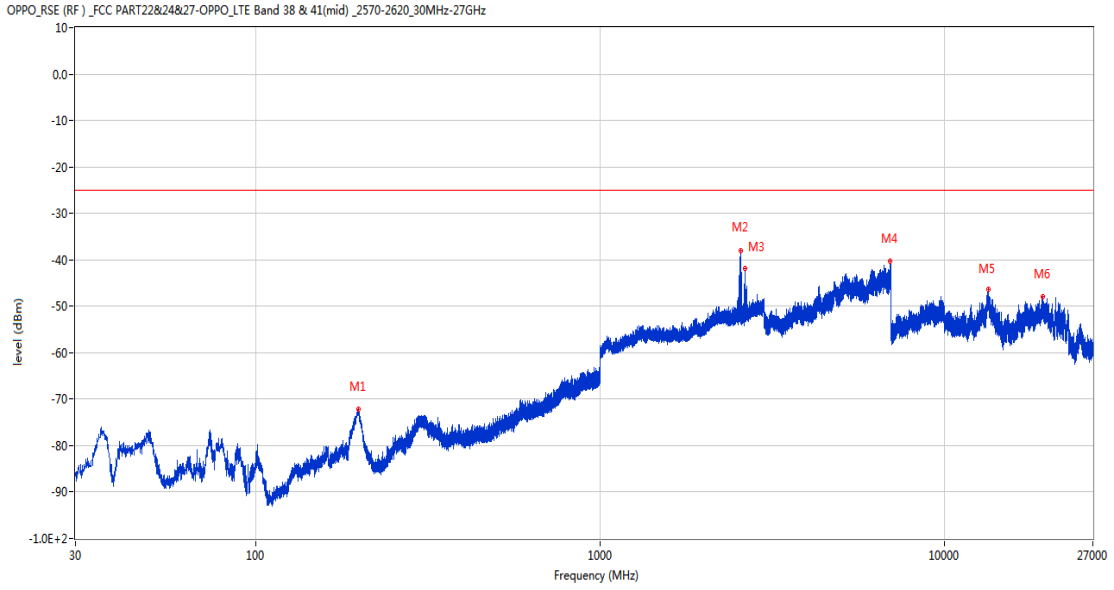
Frequency (MHz)	Result (dBm)	Factor (dB)	PK Limit (dBm)	Over Limit (dB)	Table (o)	ANT	EUT	Verdict
199.168	-66.40	-14.72	-25.0	-41.40	313.00	Horizontal	Vertical	Pass
2548.900	-37.70	2.39	-25.0	-12.70	136.00	Horizontal	Vertical	N/A
2628.200	-40.91	2.89	-25.0	-15.91	157.00	Horizontal	Vertical	N/A
6683.600	-40.65	12.41	-25.0	-15.65	4.00	Horizontal	Vertical	Pass
13436.701	-45.29	6.25	-25.0	-20.29	360.00	Horizontal	Vertical	Pass
19323.001	-46.87	11.08	-25.0	-21.87	39.00	Horizontal	Vertical	Pass

RSE-V&VCH40595 20M RB1 LOW CH40712 20M RB1 HIGH



Frequency (MHz)	Result (dBm)	Factor (dB)	PK Limit (dBm)	Over Limit (dB)	Table (o)	ANT	EUT	Verdict
199.459	-74.73	-14.76	-25.0	-49.73	360.00	Vertical	Vertical	Pass
2555.500	-31.00	2.28	-25.0	-6.00	300.00	Vertical	Vertical	N/A
2638.100	-38.80	2.68	-25.0	-13.80	258.00	Vertical	Vertical	N/A
6683.800	-40.83	12.43	-25.0	-15.83	360.00	Vertical	Vertical	Pass
13424.099	-46.64	6.05	-25.0	-21.64	360.00	Vertical	Vertical	Pass
19337.400	-47.91	10.88	-25.0	-22.91	334.00	Vertical	Vertical	Pass

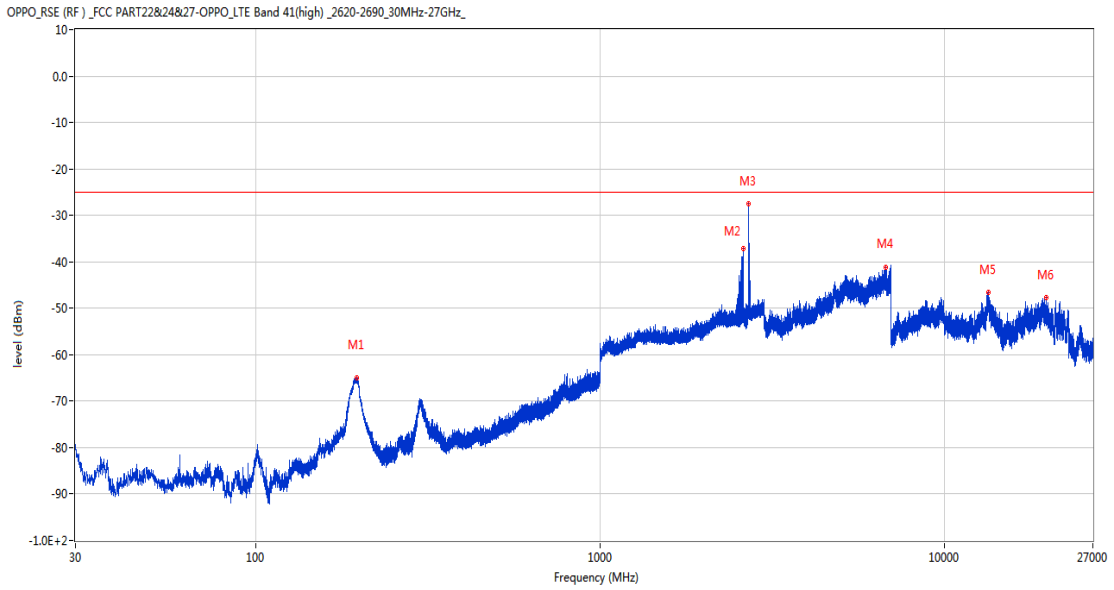
RSE-V&HCH40595 20M RB1 LOW CH40712 20M RB1 HIGH



Frequency (MHz)	Result (dBm)	Factor (dB)	PK Limit (dBm)	Over Limit (dB)	Table (o)	ANT	EUT	Verdict
199.265	-72.22	-14.73	-25.0	-47.22	252.00	Vertical	Horizontal	Pass
2561.300	-37.99	2.39	-25.0	-12.99	152.00	Vertical	Horizontal	N/A
2643.700	-41.92	2.45	-25.0	-16.92	278.00	Vertical	Horizontal	N/A
6976.800	-40.35	13.83	-25.0	-15.35	70.00	Vertical	Horizontal	Pass
13439.062	-46.29	6.28	-25.0	-21.29	261.00	Vertical	Horizontal	Pass
19337.400	-47.82	10.88	-25.0	-22.82	312.00	Vertical	Horizontal	Pass

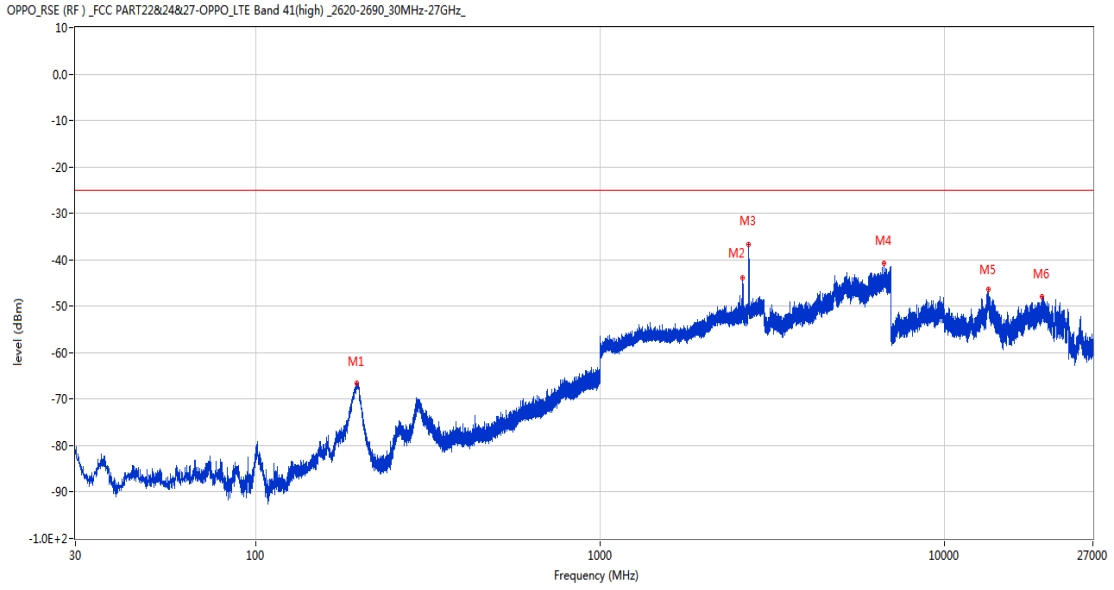
22.3 CA_41C 20MHz+5MHz, QPSK, High Channel

RSE-H&H CH41440 20M RB1 LOW CH41557 20M RB1 HIGH



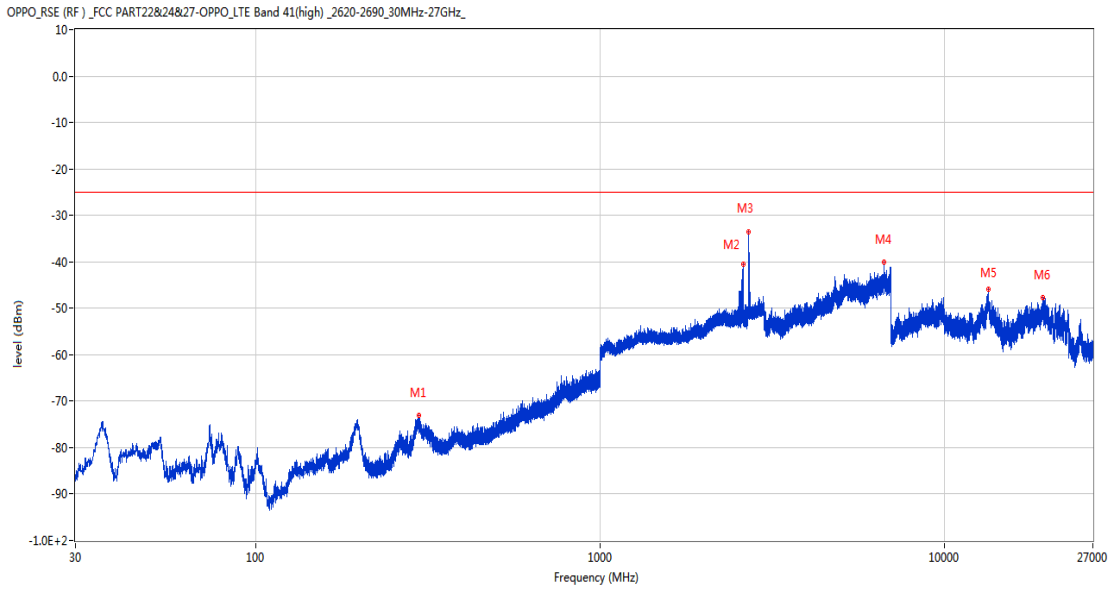
Frequency (MHz)	Result (dBm)	Factor (dB)	PK Limit (dBm)	Over Limit (dB)	Table (o)	ANT	EUT	Verdict
196.986	-64.96	-14.40	-25.0	-39.96	332.00	Horizontal	Horizontal	Pass
2605.700	-37.04	2.46	-25.0	-12.04	318.00	Horizontal	Horizontal	N/A
2702.300	-27.54	3.54	-25.0	-2.54	318.00	Horizontal	Horizontal	N/A
6754.600	-41.25	12.05	-25.0	-16.25	338.00	Horizontal	Horizontal	Pass
13454.550	-46.64	6.49	-25.0	-21.64	360.00	Horizontal	Horizontal	Pass
19752.749	-47.71	8.52	-25.0	-22.71	266.00	Horizontal	Horizontal	Pass

RSE-H&V CH41440 20M RB1 LOW CH41557 20M RB1 HIGH



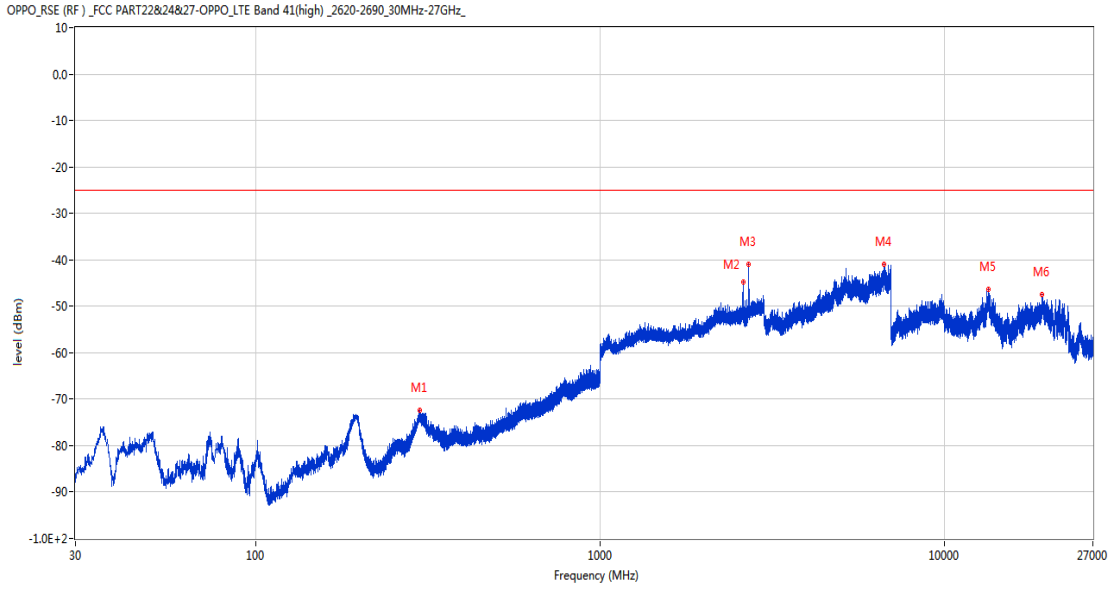
Frequency (MHz)	Result (dBm)	Factor (dB)	PK Limit (dBm)	Over Limit (dB)	Table (o)	ANT	EUT	Verdict
197.325	-66.50	-14.43	-25.0	-41.50	339.00	Horizontal	Vertical	Pass
2598.900	-43.86	2.03	-25.0	-18.86	203.00	Horizontal	Vertical	N/A
2701.100	-36.67	3.52	-25.0	-11.67	203.00	Horizontal	Vertical	N/A
6686.000	-40.83	12.58	-25.0	-15.83	310.00	Horizontal	Vertical	Pass
13424.625	-46.24	6.05	-25.0	-21.24	360.00	Horizontal	Vertical	Pass
19243.350	-47.98	8.76	-25.0	-22.98	0.00	Horizontal	Vertical	Pass

RSE-V&V CH41440 20M RB1 LOW CH41557 20M RB1 HIGH



Frequency (MHz)	Result (dBm)	Factor (dB)	PK Limit (dBm)	Over Limit (dB)	Table (o)	ANT	EUT	Verdict
297.526	-73.12	-11.34	-25.0	-48.12	108.00	Vertical	Vertical	Pass
2611.300	-40.60	2.52	-25.0	-15.60	295.00	Vertical	Vertical	N/A
2697.400	-33.55	3.46	-25.0	-8.55	182.00	Vertical	Vertical	N/A
6681.800	-40.11	12.27	-25.0	-15.11	109.00	Vertical	Vertical	Pass
13426.201	-45.94	6.08	-25.0	-20.94	91.00	Vertical	Vertical	Pass
19312.200	-47.63	10.79	-25.0	-22.63	14.00	Vertical	Vertical	Pass

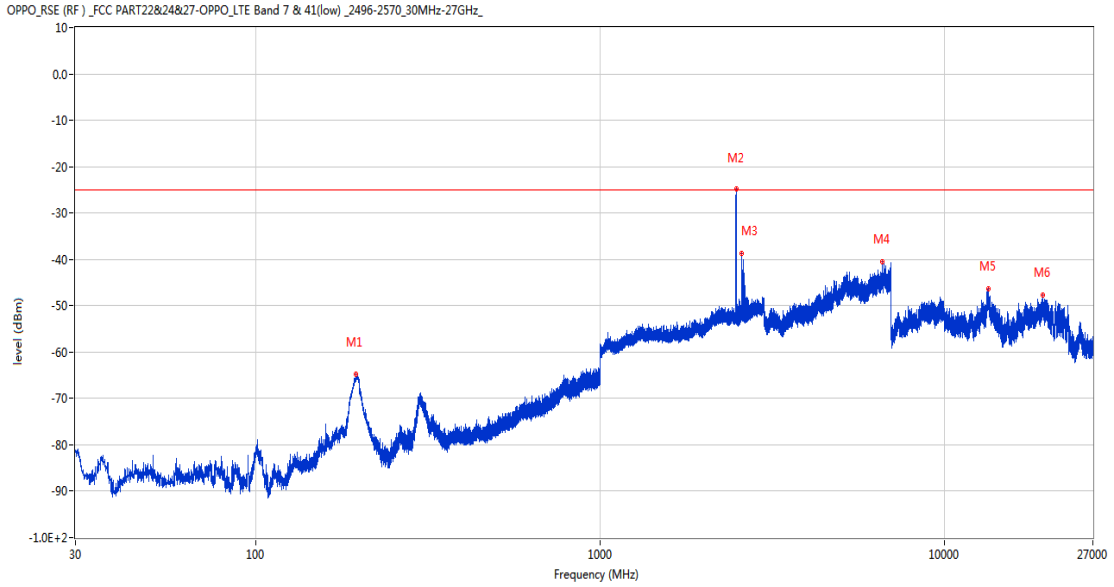
RSE-V&H CH41440 20M RB1 LOW CH41557 20M RB1 HIGH



Frequency (MHz)	Result (dBm)	Factor (dB)	PK Limit (dBm)	Over Limit (dB)	Table (o)	ANT	EUT	Verdict
300.485	-72.40	-11.46	-25.0	-47.40	84.00	Vertical	Horizontal	Pass
2610.200	-44.85	2.51	-25.0	-19.85	246.00	Vertical	Horizontal	N/A
2699.000	-41.06	3.48	-25.0	-16.06	339.00	Vertical	Horizontal	N/A
6673.000	-41.01	11.79	-25.0	-16.01	309.00	Vertical	Horizontal	Pass
13407.300	-46.45	5.80	-25.0	-21.45	0.00	Vertical	Horizontal	Pass
19197.901	-47.50	8.83	-25.0	-22.50	0.00	Vertical	Horizontal	Pass

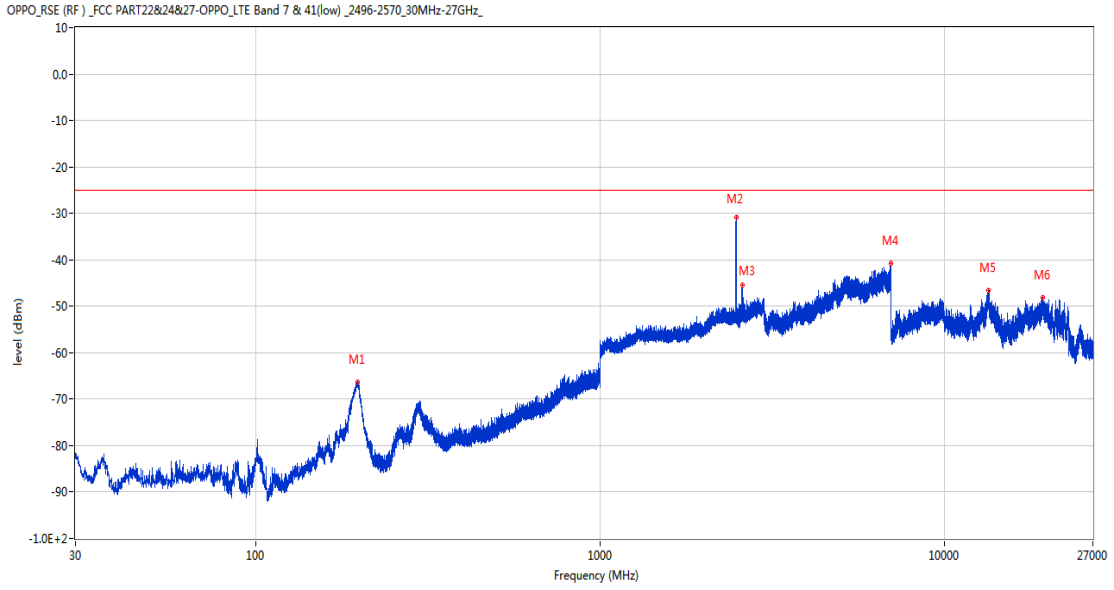
22.4 CA_41C 20MHz+20MHz, QPSK, Low Channel

RSE-H&HCH39750 20M RB1 LOW CH39948 20M RB1 HIGH



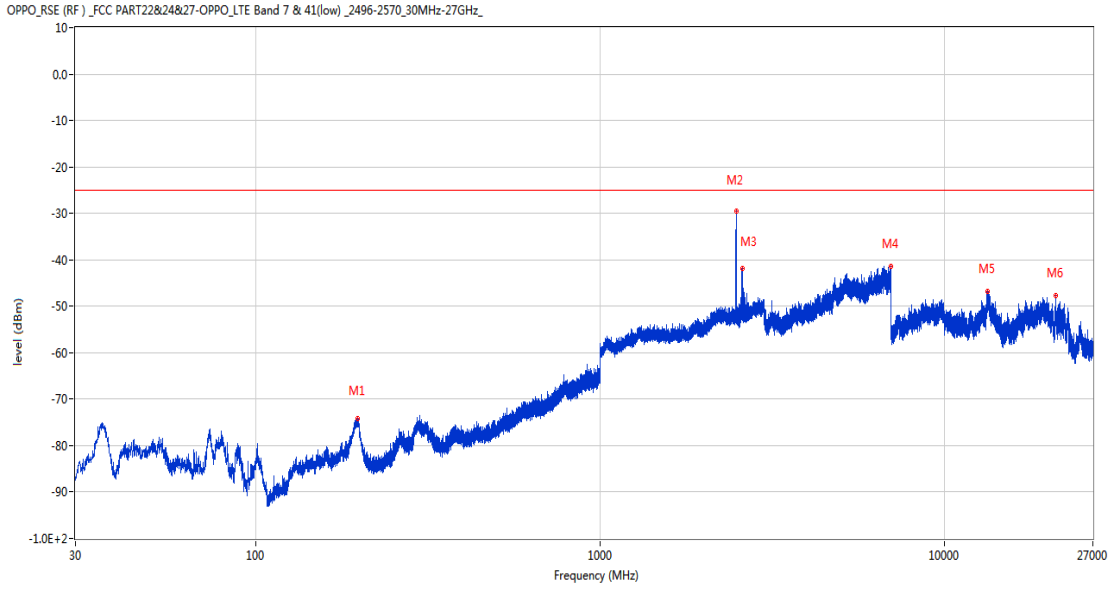
Frequency (MHz)	Result (dBm)	Factor (dB)	PK Limit (dBm)	Over Limit (dB)	Table (o)	ANT	EUT	Verdict
196.210	-64.80	-14.42	-25.0	-39.80	314.00	Horizontal	Horizontal	Pass
2489.100	-24.85	2.38	-25.0	0.15	155.00	Horizontal	Horizontal	N/A
2581.200	-38.68	3.15	-25.0	-13.68	293.00	Horizontal	Horizontal	N/A
6606.400	-40.55	12.13	-25.0	-15.55	78.00	Horizontal	Horizontal	Pass
13432.237	-46.27	6.18	-25.0	-21.27	350.00	Horizontal	Horizontal	Pass
19318.499	-47.76	11.06	-25.0	-22.76	333.00	Horizontal	Horizontal	Pass

RSE-H&VCH39750 20M RB1 LOW CH39948 20M RB1 HIGH



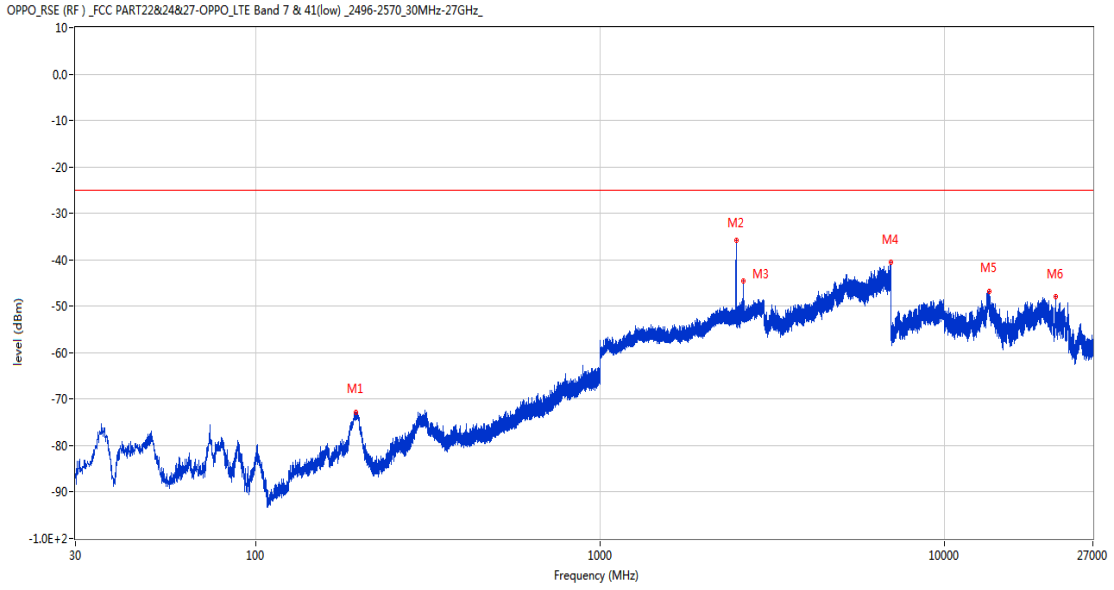
Frequency (MHz)	Result (dBm)	Factor (dB)	PK Limit (dBm)	Over Limit (dB)	Table (o)	ANT	EUT	Verdict
197.907	-66.28	-14.54	-25.0	-41.28	322.00	Horizontal	Vertical	Pass
2487.400	-30.88	2.36	-25.0	-5.88	126.00	Horizontal	Vertical	N/A
2587.200	-45.42	2.27	-25.0	-20.42	221.00	Horizontal	Vertical	N/A
6984.600	-40.71	13.73	-25.0	-15.71	360.00	Horizontal	Vertical	Pass
13452.713	-46.65	6.50	-25.0	-21.65	135.00	Horizontal	Vertical	Pass
19305.001	-48.22	10.48	-25.0	-23.22	57.00	Horizontal	Vertical	Pass

RSE-V&VCH39750 20M RB1 LOW CH39948 20M RB1 HIGH



Frequency (MHz)	Result (dBm)	Factor (dB)	PK Limit (dBm)	Over Limit (dB)	Table (o)	ANT	EUT	Verdict
197.907	-74.19	-14.54	-25.0	-49.19	166.00	Vertical	Vertical	Pass
2487.700	-29.61	2.36	-25.0	-4.61	230.00	Vertical	Vertical	N/A
2593.300	-41.96	1.87	-25.0	-16.96	206.00	Vertical	Vertical	N/A
6994.400	-41.47	13.53	-25.0	-16.47	360.00	Vertical	Vertical	Pass
13378.425	-46.75	5.85	-25.0	-21.75	0.00	Vertical	Vertical	Pass
21029.401	-47.67	9.24	-25.0	-22.67	0.00	Vertical	Vertical	Pass

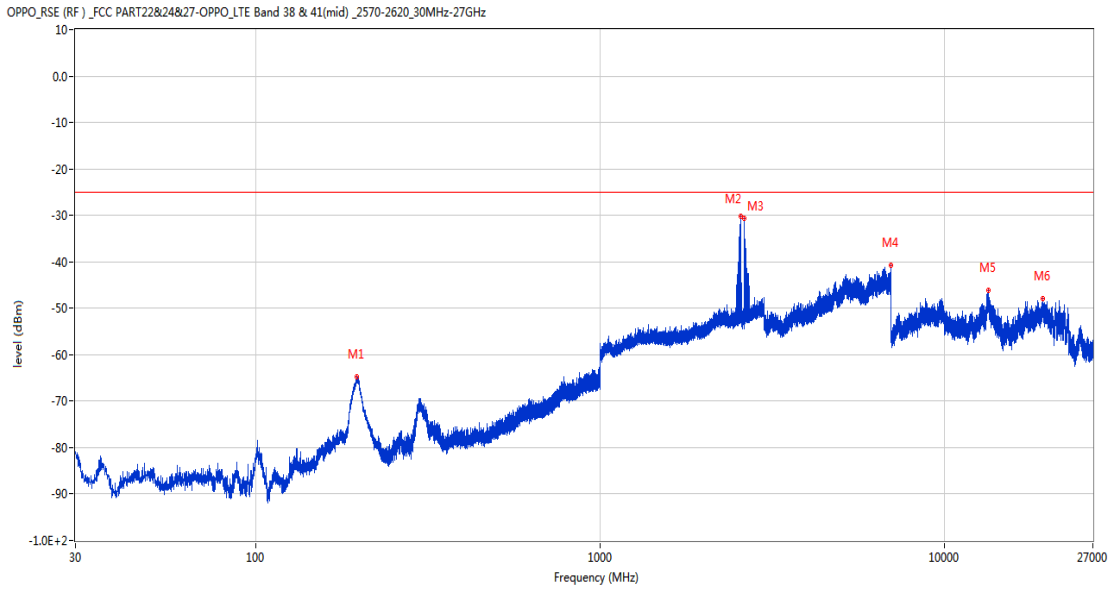
RSE-V&HCH39750 20M RB1 LOW CH39948 20M RB1 HIGH



Frequency (MHz)	Result (dBm)	Factor (dB)	PK Limit (dBm)	Over Limit (dB)	Table (o)	ANT	EUT	Verdict
195.240	-72.73	-14.30	-25.0	-47.73	282.00	Vertical	Horizontal	Pass
2488.100	-35.81	2.36	-25.0	-10.81	176.00	Vertical	Horizontal	N/A
2609.600	-44.58	2.10	-25.0	-19.58	246.00	Vertical	Horizontal	N/A
6983.600	-40.49	13.84	-25.0	-15.49	216.00	Vertical	Horizontal	Pass
13481.588	-46.87	6.06	-25.0	-21.87	234.00	Vertical	Horizontal	Pass
21029.849	-47.91	9.24	-25.0	-22.91	0.00	Vertical	Horizontal	Pass

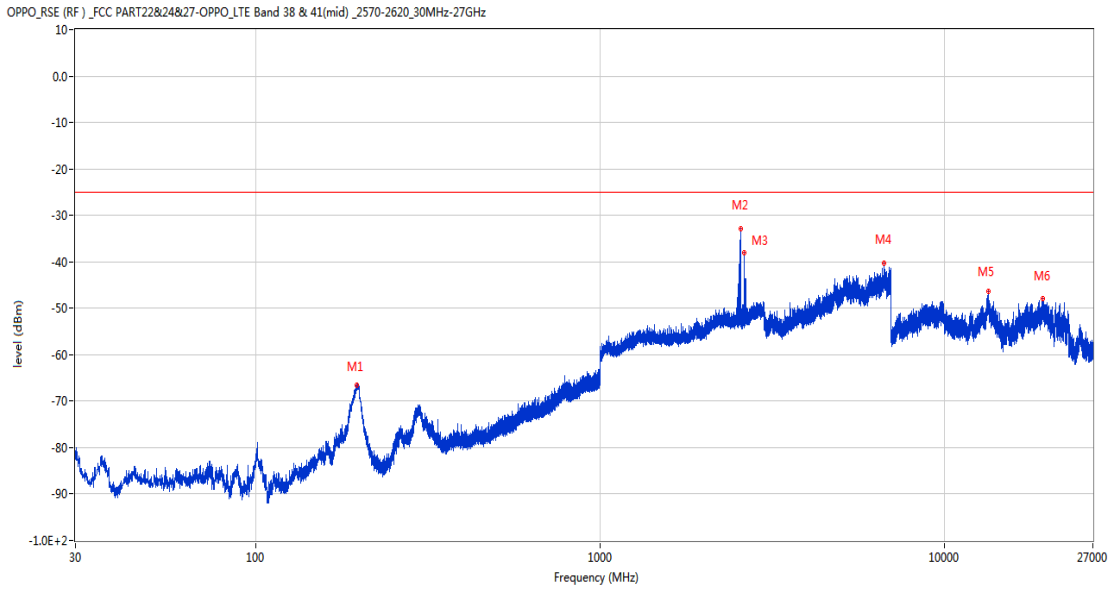
22.5 CA_41C 20MHz+20MHz, QPSK, Middle Channel

RSE-H&H CH40521 20M RB1 LOW CH40719 20M RB1 HIGH



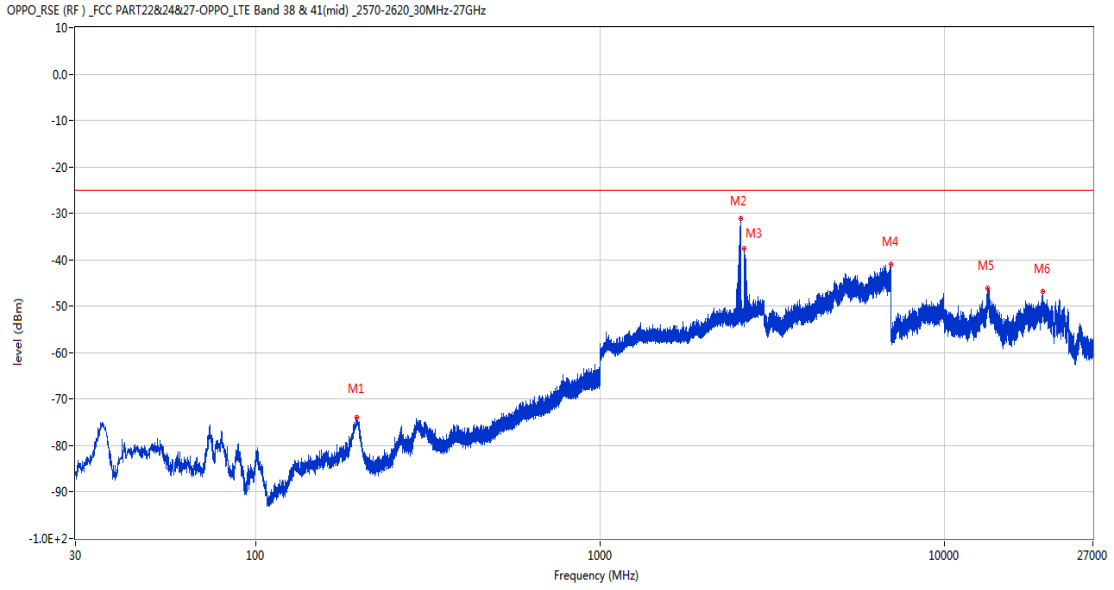
Frequency (MHz)	Result (dBm)	Factor (dB)	PK Limit (dBm)	Over Limit (dB)	Table (o)	ANT	EUT	Verdict
196.404	-64.77	-14.46	-25.0	-39.77	303.00	Horizontal	Horizontal	Pass
2564.000	-30.20	2.41	-25.0	-5.20	260.00	Horizontal	Horizontal	N/A
2626.700	-30.63	2.88	-25.0	-5.63	295.00	Horizontal	Horizontal	N/A
6984.400	-40.84	13.76	-25.0	-15.84	236.00	Horizontal	Horizontal	Pass
13427.250	-46.18	6.10	-25.0	-21.18	0.00	Horizontal	Horizontal	Pass
19319.400	-47.99	11.10	-25.0	-22.99	210.00	Horizontal	Horizontal	Pass

RSE-H&V CH40521 20M RB1 LOW CH40719 20M RB1 HIGH



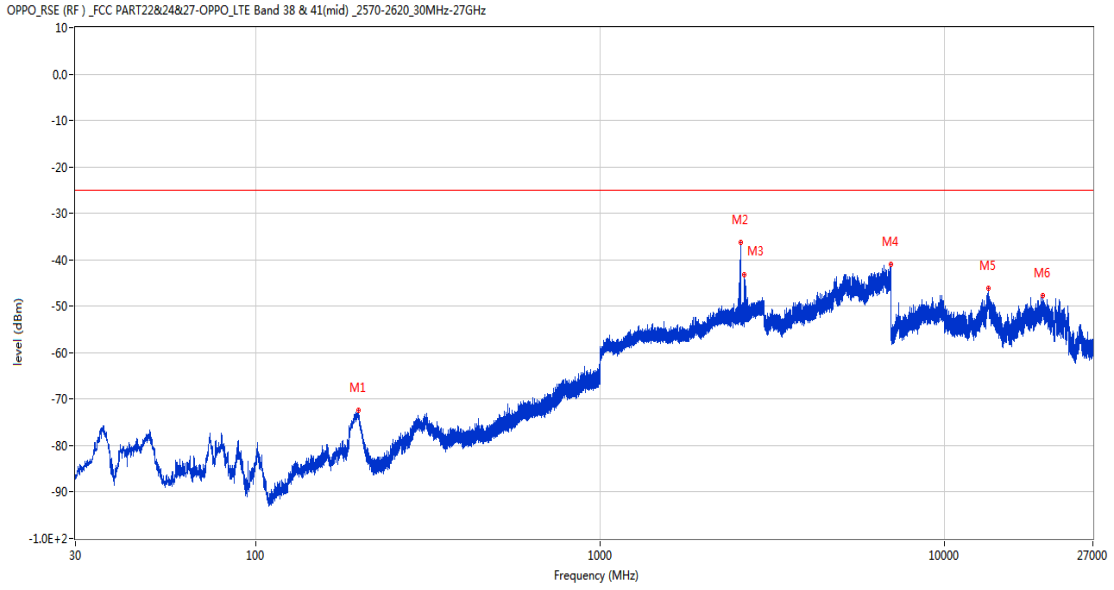
Frequency (MHz)	Result (dBm)	Factor (dB)	PK Limit (dBm)	Over Limit (dB)	Table (o)	ANT	EUT	Verdict
196.355	-66.50	-14.45	-25.0	-41.50	327.00	Horizontal	Vertical	Pass
2561.700	-32.90	2.39	-25.0	-7.90	129.00	Horizontal	Vertical	N/A
2628.900	-38.00	2.90	-25.0	-13.00	195.00	Horizontal	Vertical	N/A
6693.400	-40.37	12.49	-25.0	-15.37	263.00	Horizontal	Vertical	Pass
13430.400	-46.34	6.15	-25.0	-21.34	264.00	Horizontal	Vertical	Pass
19327.949	-47.91	11.01	-25.0	-22.91	0.00	Horizontal	Vertical	Pass

RSE-V&V CH40521 20M RB1 LOW CH40719 20M RB1 HIGH



Frequency (MHz)	Result (dBm)	Factor (dB)	PK Limit (dBm)	Over Limit (dB)	Table (o)	ANT	EUT	Verdict
196.306	-73.97	-14.45	-25.0	-48.97	83.00	Vertical	Vertical	Pass
2563.700	-31.02	2.40	-25.0	-6.02	195.00	Vertical	Vertical	N/A
2630.500	-37.57	2.91	-25.0	-12.57	360.00	Vertical	Vertical	N/A
6994.800	-41.06	13.50	-25.0	-16.06	166.00	Vertical	Vertical	Pass
13317.787	-46.12	5.69	-25.0	-21.12	0.00	Vertical	Vertical	Pass
19327.052	-46.77	11.02	-25.0	-21.77	20.00	Vertical	Vertical	Pass

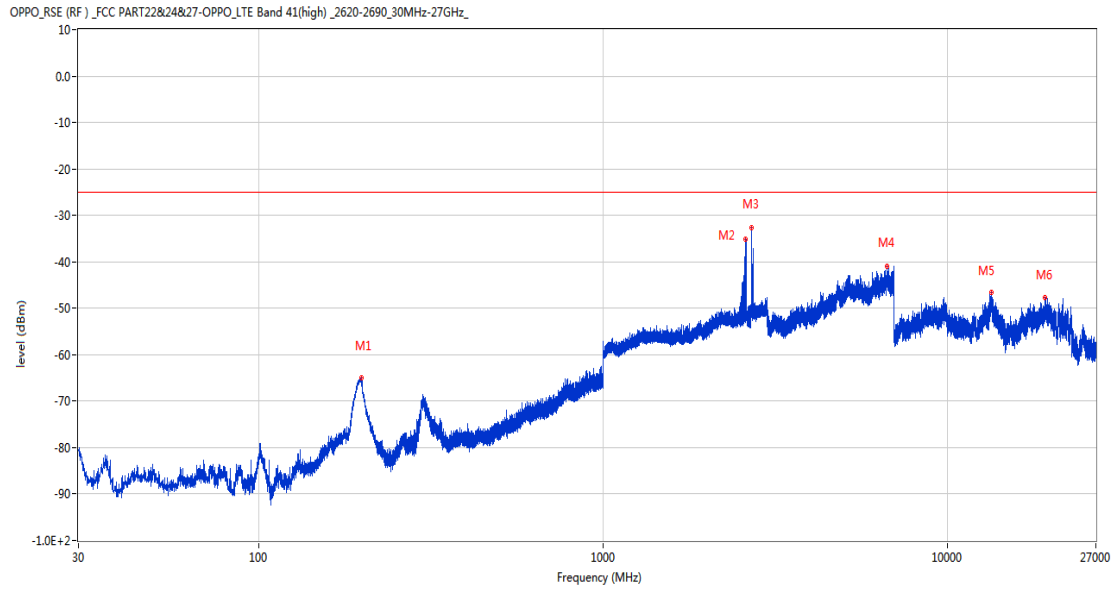
RSE-V&H CH40521 20M RB1 LOW CH40719 20M RB1 HIGH



Frequency (MHz)	Result (dBm)	Factor (dB)	PK Limit (dBm)	Over Limit (dB)	Table (o)	ANT	EUT	Verdict
199.265	-72.33	-14.73	-25.0	-47.33	275.00	Vertical	Horizontal	Pass
2561.600	-36.35	2.39	-25.0	-11.35	125.00	Vertical	Horizontal	N/A
2626.700	-43.14	2.88	-25.0	-18.14	360.00	Vertical	Horizontal	N/A
6984.000	-41.05	13.80	-25.0	-16.05	360.00	Vertical	Horizontal	Pass
13417.012	-46.16	5.94	-25.0	-21.16	281.00	Vertical	Horizontal	Pass
19325.700	-47.67	11.04	-25.0	-22.67	4.00	Vertical	Horizontal	Pass

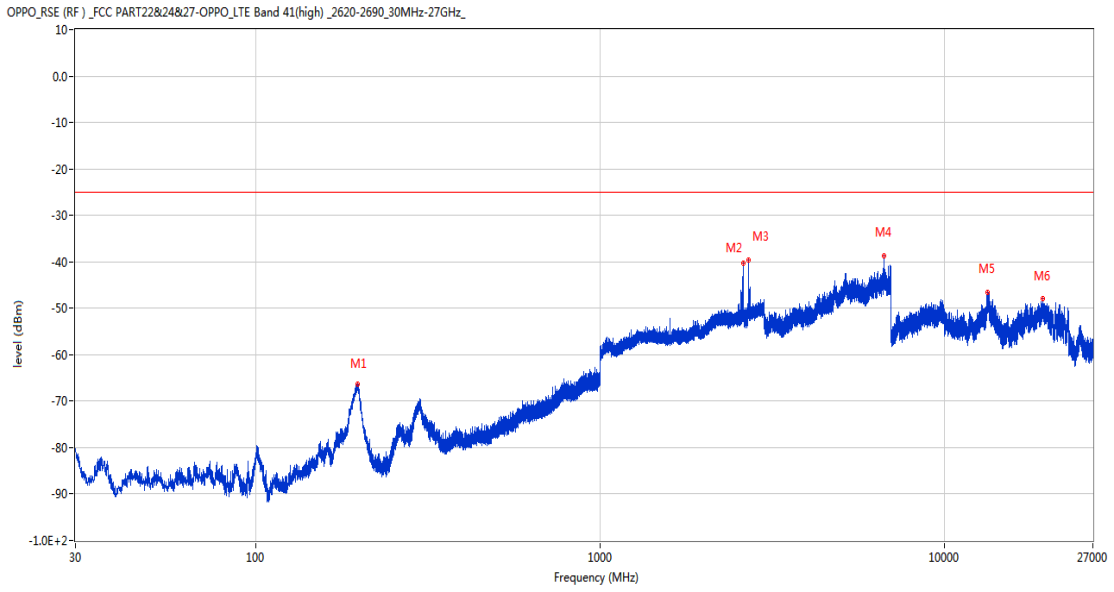
22.6 CA_41C 20MHz+20MHz, QPSK, High Channel

RSE-H&H CH41292 20M RB1 LOW CH41490 20M RB1 HIGH



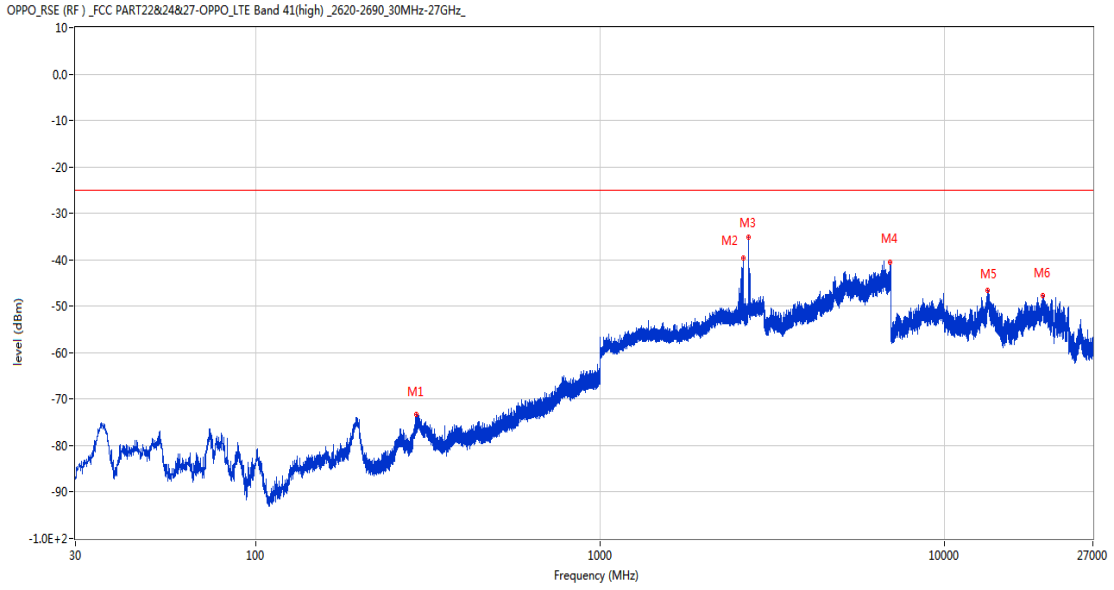
Frequency (MHz)	Result (dBm)	Factor (dB)	PK Limit (dBm)	Over Limit (dB)	Table (o)	ANT	EUT	Verdict
198.877	-64.97	-14.65	-25.0	-39.97	344.00	Horizontal	Horizontal	Pass
2601.900	-35.20	2.13	-25.0	-10.20	295.00	Horizontal	Horizontal	N/A
2697.400	-32.64	3.46	-25.0	-7.64	317.00	Horizontal	Horizontal	N/A
6689.200	-40.87	12.53	-25.0	-15.87	133.00	Horizontal	Horizontal	Pass
13467.675	-46.67	6.31	-25.0	-21.67	81.00	Horizontal	Horizontal	Pass
19182.600	-47.59	8.37	-25.0	-22.59	137.00	Horizontal	Horizontal	Pass

RSE-H&V CH41292 20M RB1 LOW CH41490 20M RB1 HIGH



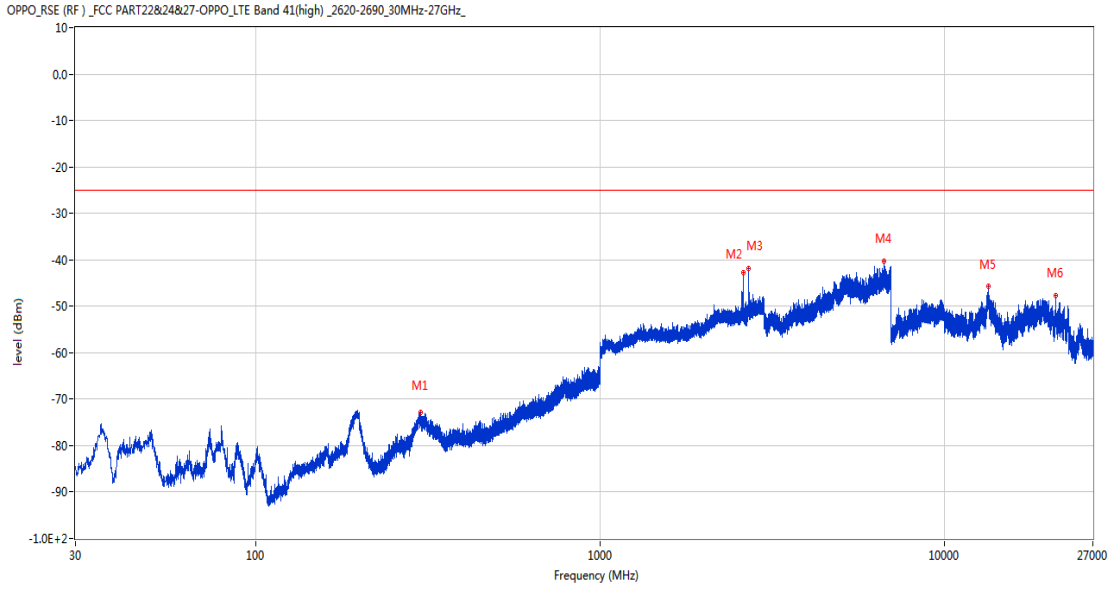
Frequency (MHz)	Result (dBm)	Factor (dB)	PK Limit (dBm)	Over Limit (dB)	Table (o)	ANT	EUT	Verdict
198.247	-66.34	-14.55	-25.0	-41.34	313.00	Horizontal	Vertical	Pass
2605.300	-40.32	2.44	-25.0	-15.32	203.00	Horizontal	Vertical	N/A
2695.200	-39.51	3.44	-25.0	-14.51	203.00	Horizontal	Vertical	N/A
6686.600	-38.81	12.56	-25.0	-13.81	144.00	Horizontal	Vertical	Pass
13320.150	-46.64	5.73	-25.0	-21.64	124.00	Horizontal	Vertical	Pass
19279.350	-47.97	10.04	-25.0	-22.97	360.00	Horizontal	Vertical	Pass

RSE-V&V CH41292 20M RB1 LOW CH41490 20M RB1 HIGH



Frequency (MHz)	Result (dBm)	Factor (dB)	PK Limit (dBm)	Over Limit (dB)	Table (o)	ANT	EUT	Verdict
292.676	-73.20	-10.82	-25.0	-48.20	80.00	Vertical	Vertical	Pass
2604.900	-39.53	2.40	-25.0	-14.53	292.00	Vertical	Vertical	N/A
2696.200	-35.22	3.45	-25.0	-10.22	243.00	Vertical	Vertical	N/A
6967.200	-40.47	13.45	-25.0	-15.47	111.00	Vertical	Vertical	Pass
13365.300	-46.58	5.89	-25.0	-21.58	218.00	Vertical	Vertical	Pass
19340.100	-47.63	10.84	-25.0	-22.63	360.00	Vertical	Vertical	Pass

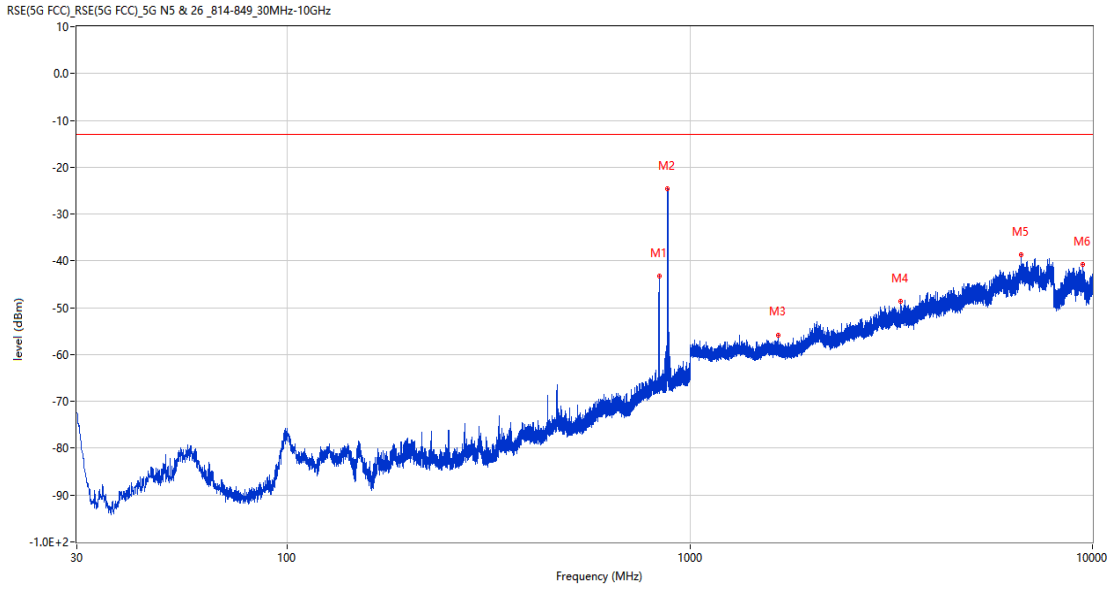
RSE-V&H CH41292 20M RB1 LOW CH41490 20M RB1 HIGH



Frequency (MHz)	Result (dBm)	Factor (dB)	PK Limit (dBm)	Over Limit (dB)	Table (o)	ANT	EUT	Verdict
300.873	-72.88	-11.44	-25.0	-47.88	79.00	Vertical	Horizontal	Pass
2603.200	-42.82	2.22	-25.0	-17.82	251.00	Vertical	Horizontal	N/A
2702.000	-41.83	3.54	-25.0	-16.83	319.00	Vertical	Horizontal	N/A
6684.600	-40.37	12.52	-25.0	-15.37	177.00	Vertical	Horizontal	Pass
13430.138	-45.76	6.14	-25.0	-20.76	189.00	Vertical	Horizontal	Pass
21023.099	-47.59	9.23	-25.0	-22.59	331.00	Vertical	Horizontal	Pass

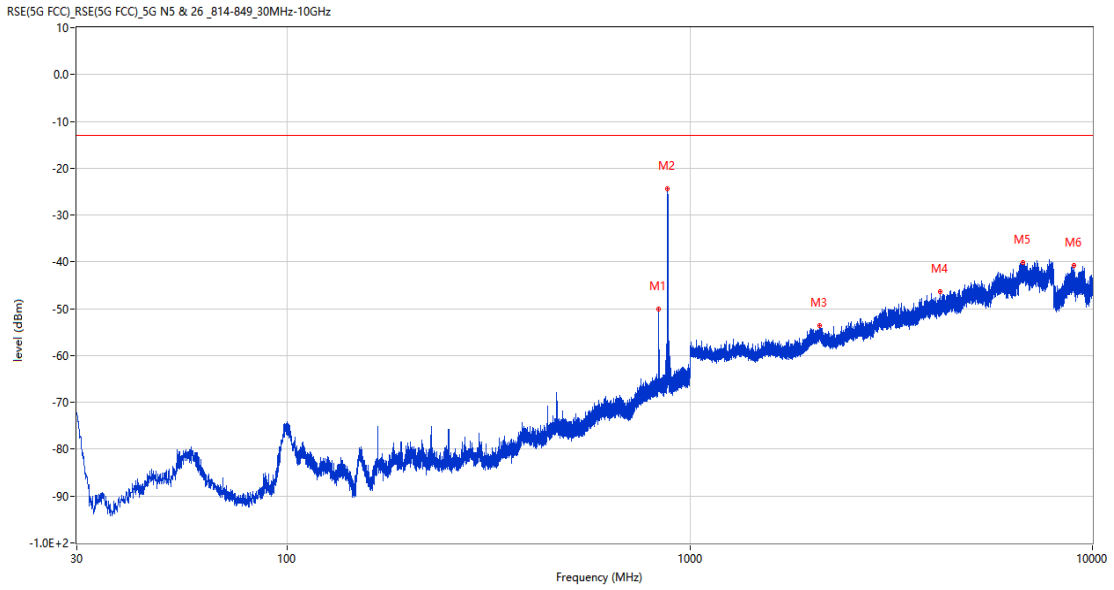
NR
 23 n5
 23.1 n5 BW5, QPSK, Middle Channel

RSE-H&H n5 BW5 CH176300



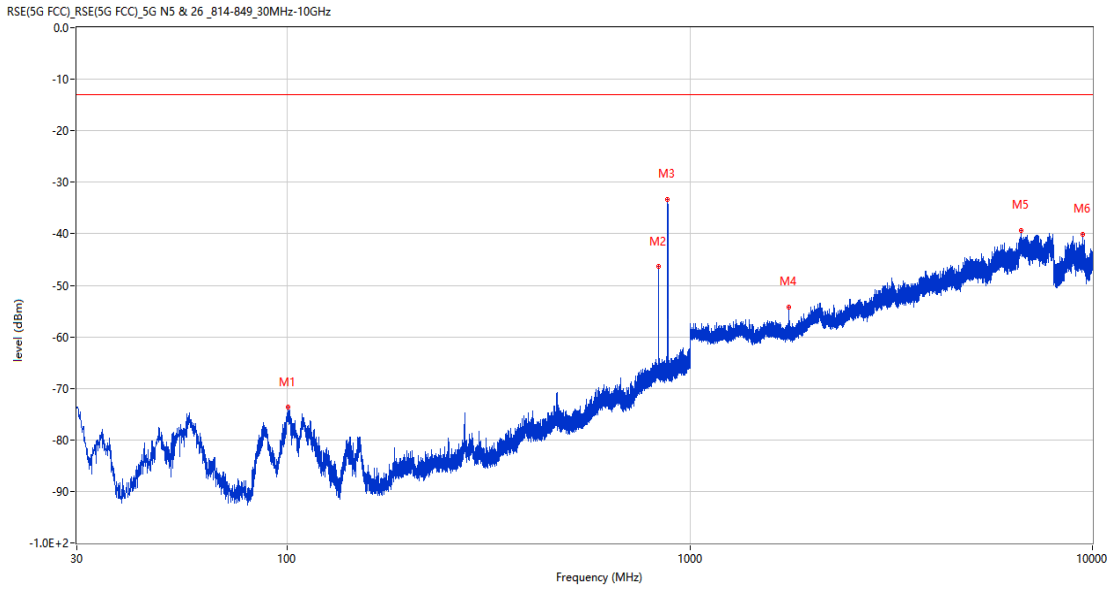
Frequency (MHz)	Result (dBm)	Factor (dB)	PK Limit (dBm)	Over Limit (dB)	Table (o)	ANT	EUT	Verdict
838.446	-43.22	4.85	-13.0	-30.22	87.00	Horizontal	Horizontal	N/A
880.545	-24.53	4.18	-13.0	-11.53	271.00	Horizontal	Horizontal	N/A
1654.500	-55.97	-4.14	-13.0	-42.97	253.00	Horizontal	Horizontal	Pass
3343.000	-48.64	5.75	-13.0	-35.64	107.00	Horizontal	Horizontal	Pass
6646.500	-38.72	15.26	-13.0	-25.72	91.00	Horizontal	Horizontal	Pass
9451.300	-40.68	14.18	-13.0	-27.68	260.00	Horizontal	Horizontal	Pass

RSE-H&V n5 BW5 CH176300



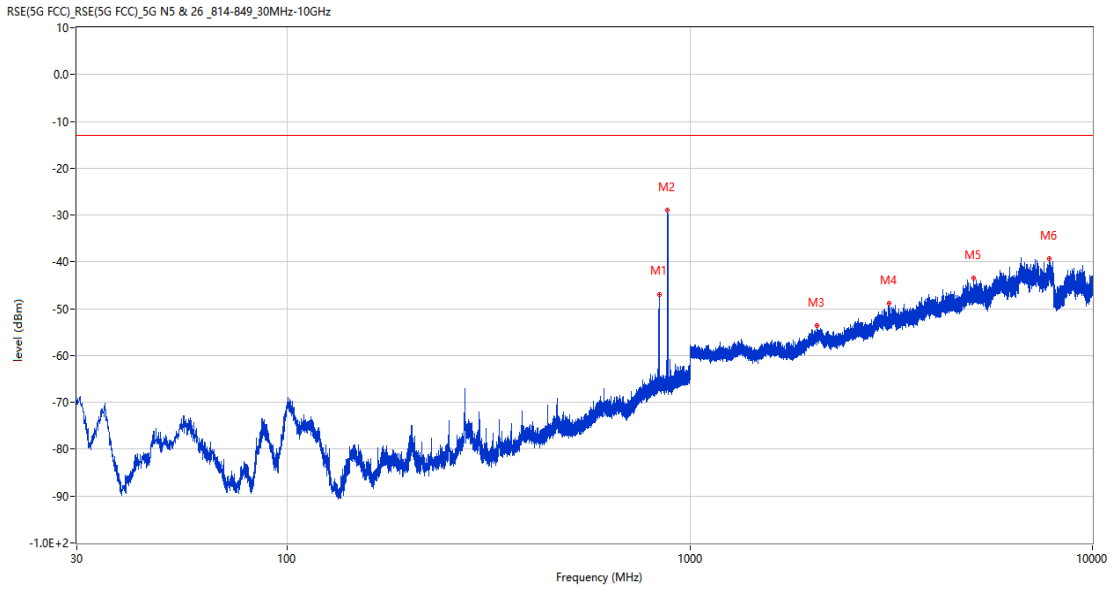
Frequency (MHz)	Result (dBm)	Factor (dB)	PK Limit (dBm)	Over Limit (dB)	Table (o)	ANT	EUT	Verdict
836.991	-50.01	4.79	-13.0	-37.01	322.00	Horizontal	Vertical	N/A
880.496	-24.37	4.18	-13.0	-11.37	296.00	Horizontal	Vertical	N/A
2100.000	-53.68	-0.03	-13.0	-40.68	219.00	Horizontal	Vertical	Pass
4191.250	-46.31	9.05	-13.0	-33.31	324.00	Horizontal	Vertical	Pass
6722.500	-40.06	15.61	-13.0	-27.06	80.00	Horizontal	Vertical	Pass
9008.500	-40.81	13.40	-13.0	-27.81	82.00	Horizontal	Vertical	Pass

RSE-V&V n5 BW5 CH176300



Frequency (MHz)	Result (dBm)	Factor (dB)	PK Limit (dBm)	Over Limit (dB)	Table (o)	ANT	EUT	Verdict
100.567	-73.72	-18.46	-13.0	-60.72	226.00	Vertical	Vertical	Pass
837.137	-46.35	4.80	-13.0	-33.35	256.00	Vertical	Vertical	N/A
880.447	-33.29	4.18	-13.0	-20.29	307.00	Vertical	Vertical	N/A
1764.400	-54.31	-4.61	-13.0	-41.31	102.00	Vertical	Vertical	Pass
6641.250	-39.43	14.98	-13.0	-26.43	0.00	Vertical	Vertical	Pass
9460.400	-40.17	13.90	-13.0	-27.17	361.00	Vertical	Vertical	Pass

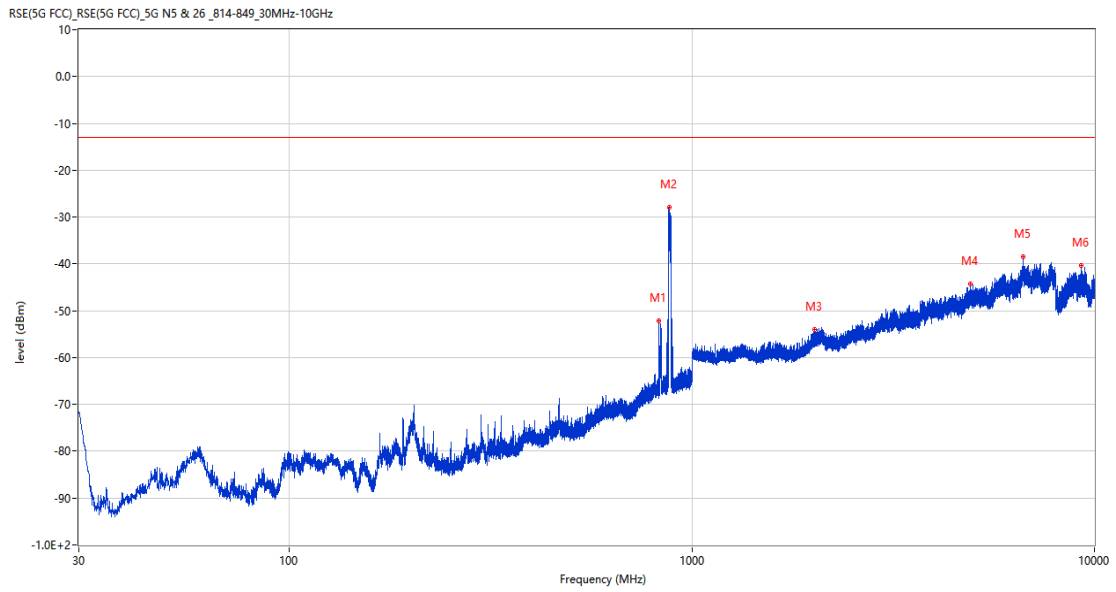
RSE-V&H n5 BW5 CH176300



Frequency (MHz)	Result (dBm)	Factor (dB)	PK Limit (dBm)	Over Limit (dB)	Table (o)	ANT	EUT	Verdict
838.446	-46.87	4.85	-13.0	-33.87	52.00	Vertical	Horizontal	Pass
880.884	-28.90	4.17	-13.0	-15.90	309.00	Vertical	Horizontal	Pass
2068.400	-53.64	-1.21	-13.0	-40.64	259.00	Vertical	Horizontal	Pass
3122.500	-48.86	5.75	-13.0	-35.86	203.00	Vertical	Horizontal	Pass
5080.500	-43.42	11.00	-13.0	-30.42	154.00	Vertical	Horizontal	Pass
7815.000	-39.29	16.37	-13.0	-26.29	269.00	Vertical	Horizontal	Pass

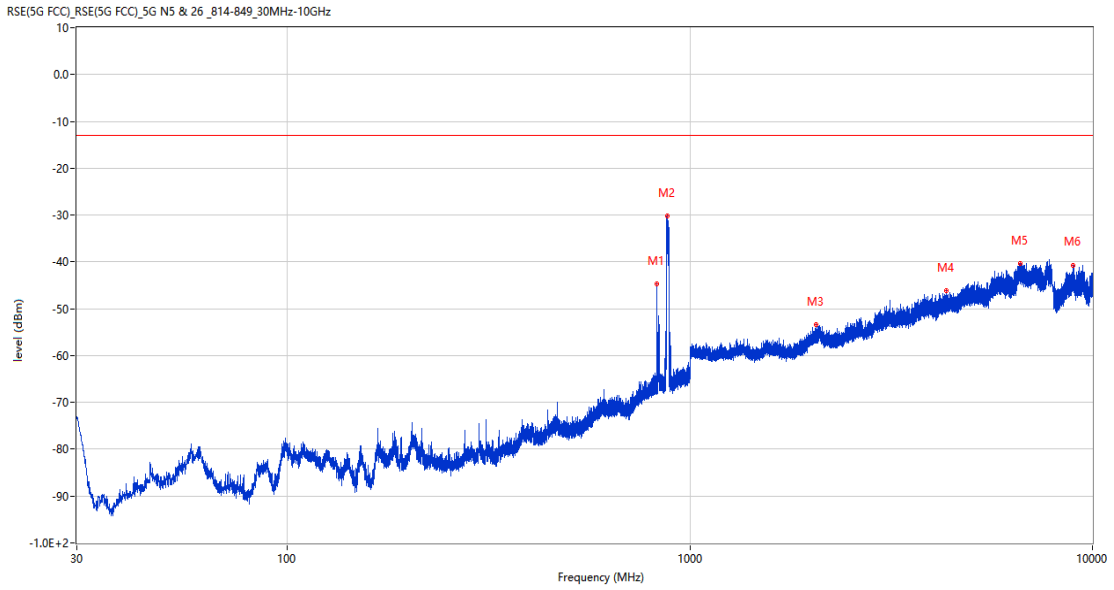
23.2 n5 BW15, QPSK, Middle Channel

RSE-H&H n5 BW15 CH176300



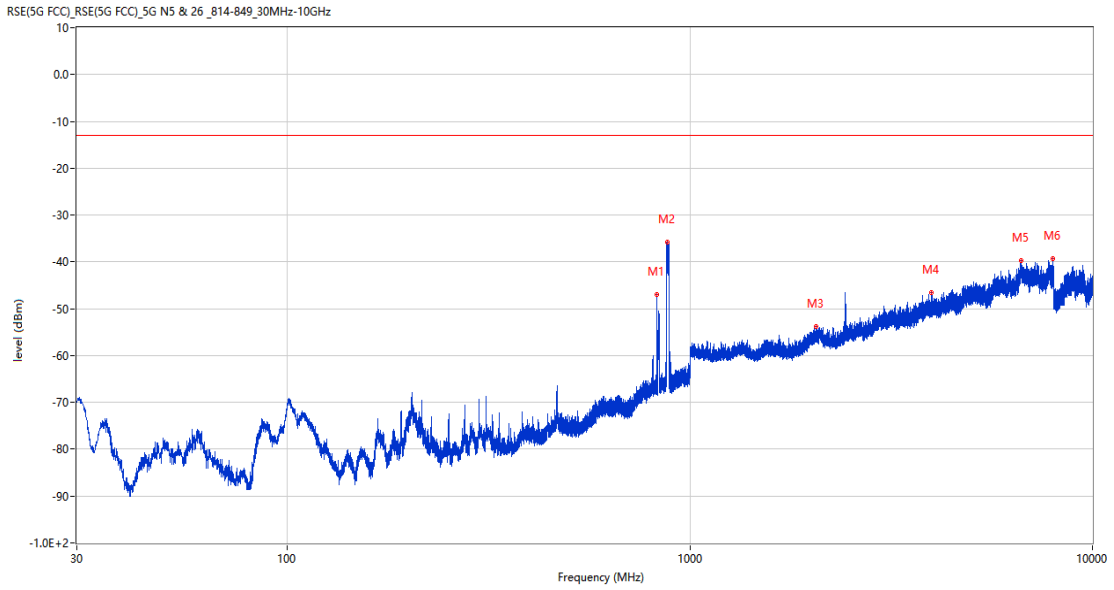
Frequency (MHz)	Result (dBm)	Factor (dB)	PK Limit (dBm)	Over Limit (dB)	Table (o)	ANT	EUT	Verdict
829.474	-52.08	4.49	-13.0	-39.08	118.00	Horizontal	Horizontal	N/A
880.205	-27.91	4.19	-13.0	-14.91	285.00	Horizontal	Horizontal	N/A
2013.700	-54.06	-1.24	-13.0	-41.06	68.00	Horizontal	Horizontal	Pass
4929.250	-44.36	10.83	-13.0	-31.36	284.00	Horizontal	Horizontal	Pass
6650.500	-38.49	15.10	-13.0	-25.49	58.00	Horizontal	Horizontal	Pass
9280.700	-40.43	14.99	-13.0	-27.43	259.00	Horizontal	Horizontal	Pass

RSE-H&V n5 BW15 CH176300



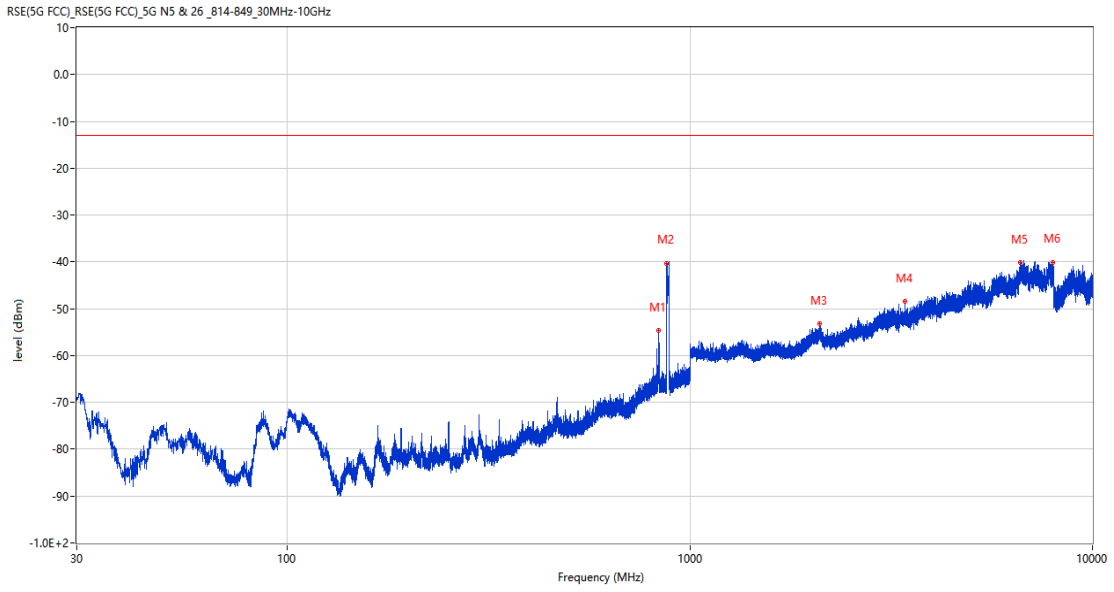
Frequency (MHz)	Result (dBm)	Factor (dB)	PK Limit (dBm)	Over Limit (dB)	Table (o)	ANT	EUT	Verdict
829.474	-44.69	4.49	-13.0	-31.69	323.00	Horizontal	Vertical	N/A
877.004	-30.15	4.02	-13.0	-17.15	125.00	Horizontal	Vertical	N/A
2061.700	-53.44	-1.20	-13.0	-40.44	283.00	Horizontal	Vertical	Pass
4338.000	-46.21	8.92	-13.0	-33.21	138.00	Horizontal	Vertical	Pass
6631.500	-40.40	14.85	-13.0	-27.40	316.00	Horizontal	Vertical	Pass
8934.700	-40.81	13.70	-13.0	-27.81	62.00	Horizontal	Vertical	Pass

RSE-V&V n5 BW15 CH176300



Frequency (MHz)	Result (dBm)	Factor (dB)	PK Limit (dBm)	Over Limit (dB)	Table (o)	ANT	EUT	Verdict
829.377	-46.98	4.49	-13.0	-33.98	236.00	Vertical	Vertical	N/A
880.205	-35.79	4.19	-13.0	-22.79	301.00	Vertical	Vertical	N/A
2060.300	-53.76	-1.28	-13.0	-40.76	155.00	Vertical	Vertical	Pass
3986.750	-46.55	9.31	-13.0	-33.55	254.00	Vertical	Vertical	Pass
6651.000	-39.80	15.07	-13.0	-26.80	141.00	Vertical	Vertical	Pass
7970.750	-39.29	14.88	-13.0	-26.29	0.00	Vertical	Vertical	Pass

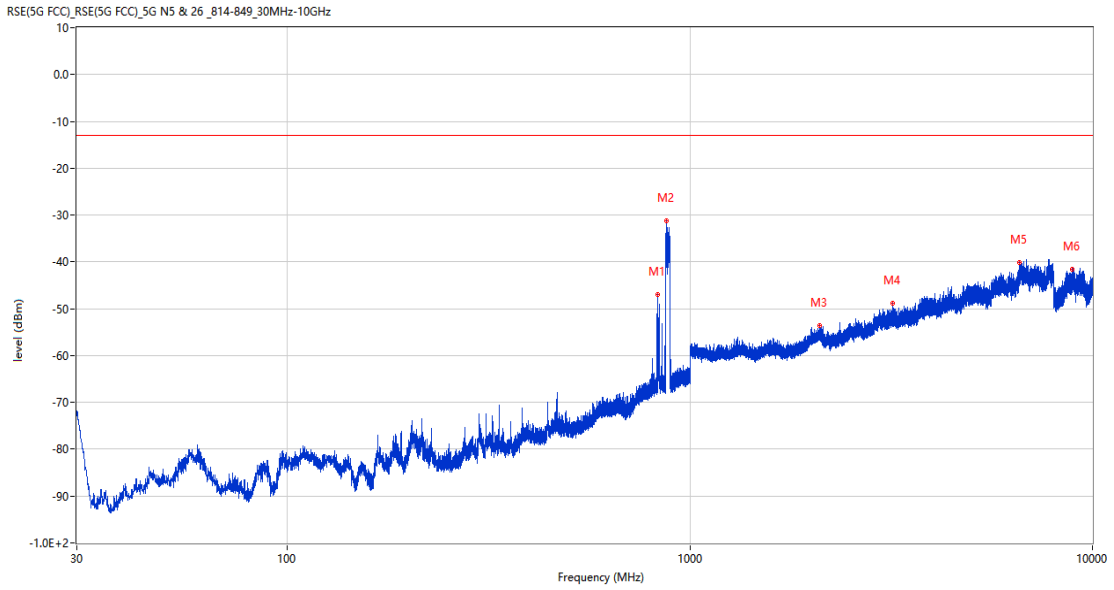
RSE-V&H n5 BW15 CH176300



Frequency (MHz)	Result (dBm)	Factor (dB)	PK Limit (dBm)	Over Limit (dB)	Table (o)	ANT	EUT	Verdict
836.943	-54.54	4.79	-13.0	-41.54	51.00	Vertical	Horizontal	N/A
875.404	-40.25	4.22	-13.0	-27.25	342.00	Vertical	Horizontal	N/A
2100.100	-53.24	-0.04	-13.0	-40.24	192.00	Vertical	Horizontal	Pass
3419.000	-48.51	6.01	-13.0	-35.51	74.00	Vertical	Horizontal	Pass
6632.000	-40.22	14.89	-13.0	-27.22	155.00	Vertical	Horizontal	Pass
7969.250	-40.20	14.88	-13.0	-27.20	58.00	Vertical	Horizontal	Pass

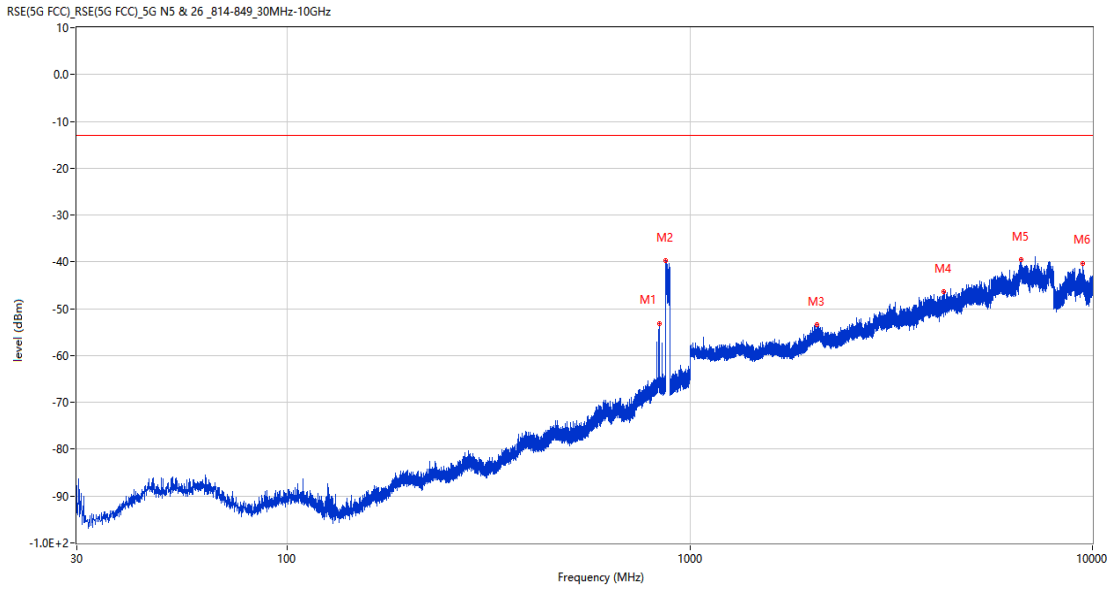
23.3 n5 BW20, QPSK, Middle Channel

RSE-H&H n5 BW20 CH176300



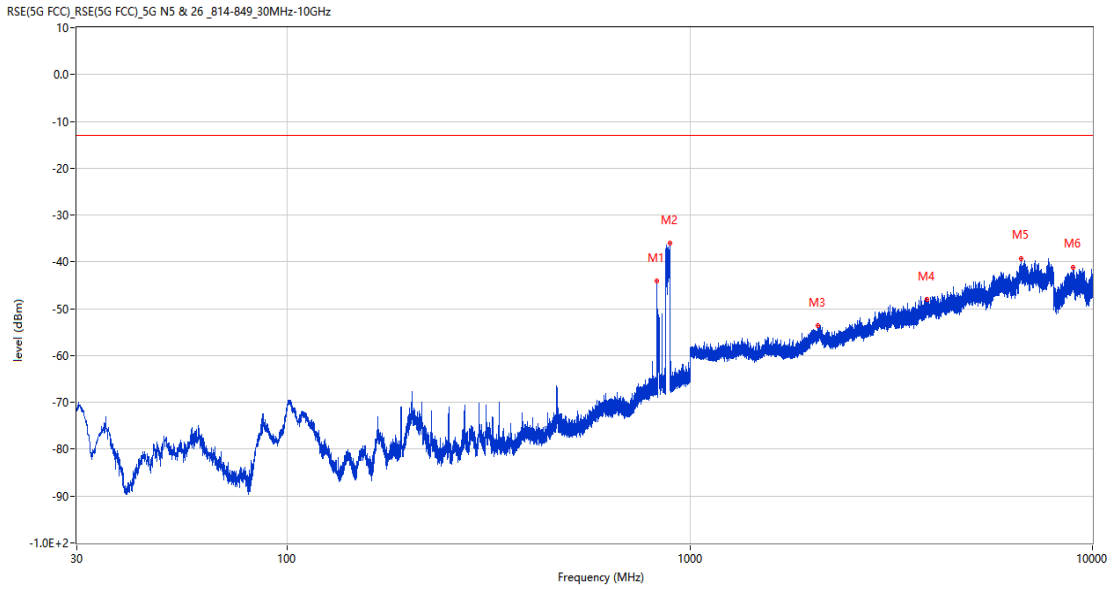
Frequency (MHz)	Result (dBm)	Factor (dB)	PK Limit (dBm)	Over Limit (dB)	Table (o)	ANT	EUT	Verdict
831.220	-46.98	4.56	-13.0	-33.98	111.00	Horizontal	Horizontal	N/A
872.687	-31.25	4.24	-13.0	-18.25	304.00	Horizontal	Horizontal	N/A
2102.000	-53.62	-0.06	-13.0	-40.62	244.00	Horizontal	Horizontal	Pass
3194.750	-48.85	6.45	-13.0	-35.85	158.00	Horizontal	Horizontal	Pass
6587.500	-40.04	14.19	-13.0	-27.04	315.00	Horizontal	Horizontal	Pass
8916.000	-41.50	13.87	-13.0	-28.50	96.00	Horizontal	Horizontal	Pass

RSE-H&V n5 BW20 CH176300



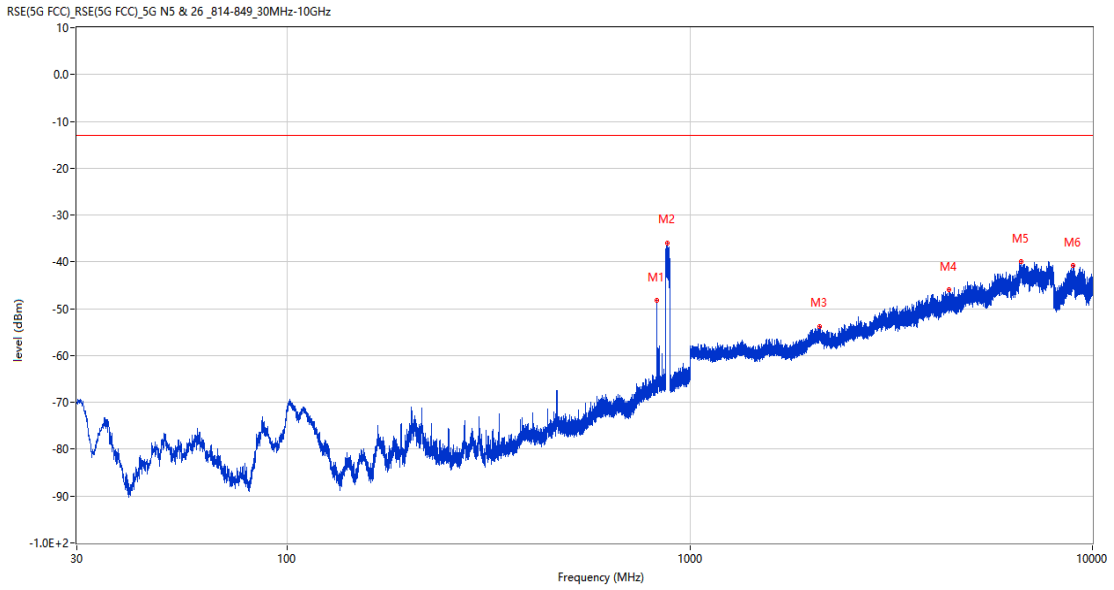
Frequency (MHz)	Result (dBm)	Factor (dB)	PK Limit (dBm)	Over Limit (dB)	Table (o)	ANT	EUT	Verdict
838.543	-53.26	4.85	-13.0	-40.26	330.00	Horizontal	Vertical	N/A
872.494	-39.80	4.27	-13.0	-26.80	101.00	Horizontal	Vertical	N/A
2065.900	-53.39	-1.16	-13.0	-40.39	114.00	Horizontal	Vertical	Pass
4263.500	-46.40	8.79	-13.0	-33.40	76.00	Horizontal	Vertical	Pass
6658.750	-39.52	14.83	-13.0	-26.52	76.00	Horizontal	Vertical	Pass
9467.000	-40.34	13.69	-13.0	-27.34	-3.00	Horizontal	Vertical	Pass

RSE-V&V n5 BW20 CH176300



Frequency (MHz)	Result (dBm)	Factor (dB)	PK Limit (dBm)	Over Limit (dB)	Table (o)	ANT	EUT	Verdict
827.001	-44.04	4.39	-13.0	-31.04	354.00	Vertical	Vertical	Pass
890.536	-36.03	4.58	-13.0	-23.03	272.00	Vertical	Vertical	Pass
2080.100	-53.70	-0.97	-13.0	-40.70	132.00	Vertical	Vertical	Pass
3891.000	-47.94	9.05	-13.0	-34.94	306.00	Vertical	Vertical	Pass
6648.500	-39.36	15.17	-13.0	-26.36	222.00	Vertical	Vertical	Pass
8964.400	-41.19	13.57	-13.0	-28.19	325.00	Vertical	Vertical	Pass

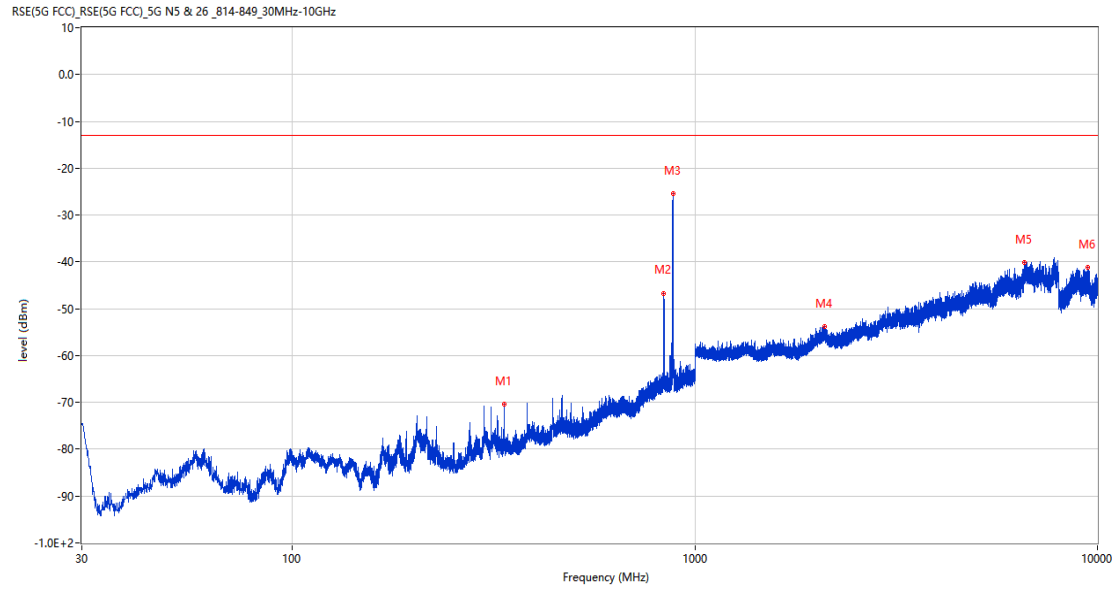
RSE-V&H n5 BW20 CH176300



Frequency (MHz)	Result (dBm)	Factor (dB)	PK Limit (dBm)	Over Limit (dB)	Table (o)	ANT	EUT	Verdict
827.097	-48.22	4.39	-13.0	-35.22	40.00	Vertical	Horizontal	N/A
877.343	-35.89	4.06	-13.0	-22.89	72.00	Vertical	Horizontal	N/A
2095.900	-53.91	-0.43	-13.0	-40.91	360.00	Vertical	Horizontal	Pass
4403.750	-45.91	9.07	-13.0	-32.91	238.00	Vertical	Horizontal	Pass
6648.000	-39.99	15.12	-13.0	-26.99	27.00	Vertical	Horizontal	Pass
8956.900	-40.85	13.56	-13.0	-27.85	213.00	Vertical	Horizontal	Pass

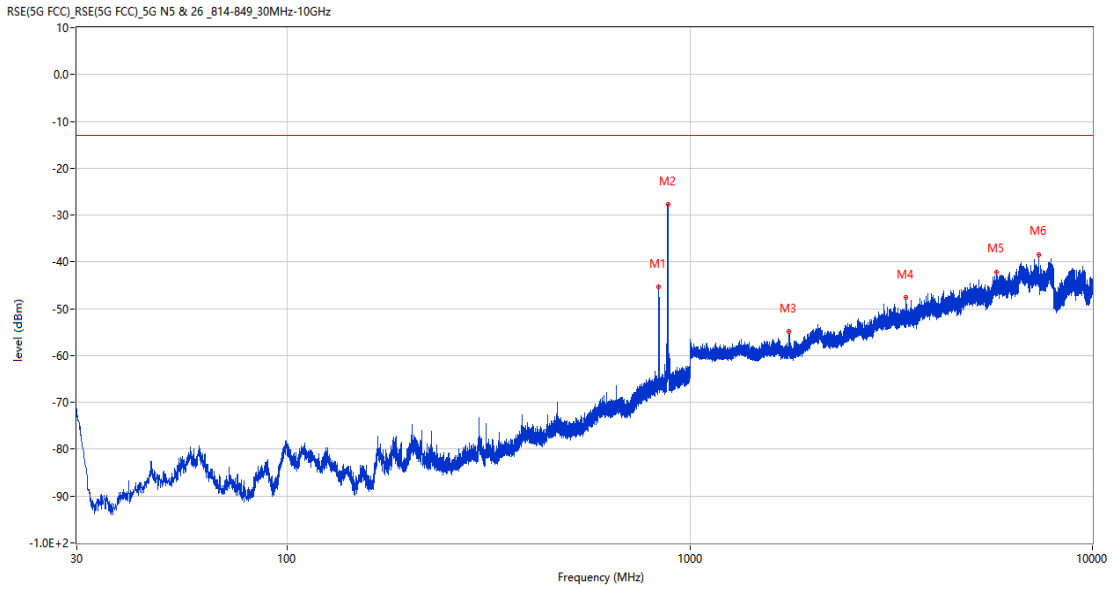
23.4 n5 BW5, PI/2 BPSK, Middle Channel

RSE-H&H n5 BW5 CH176300



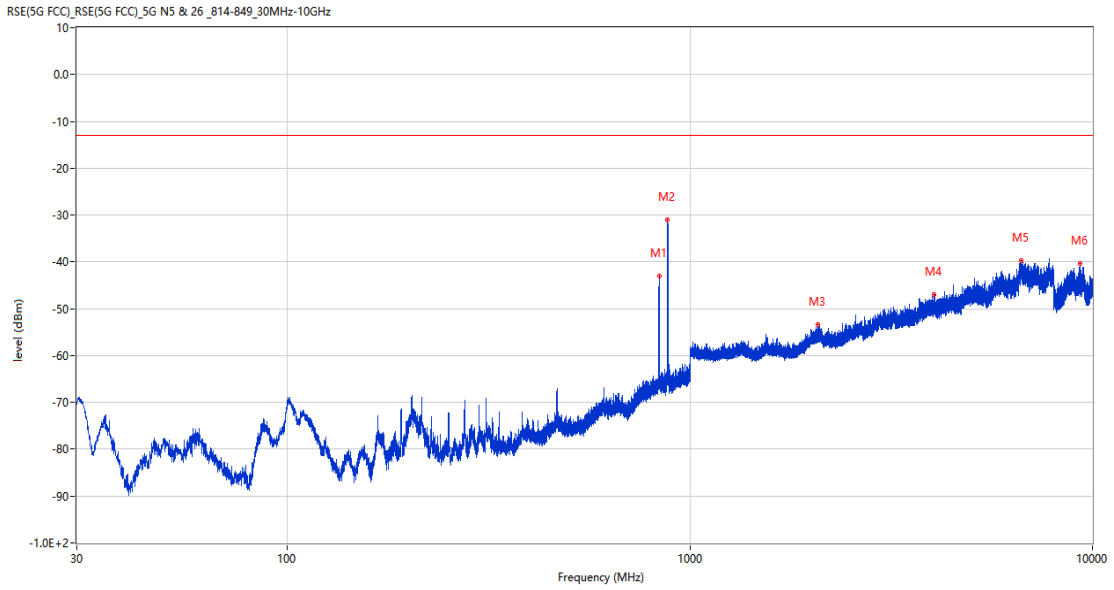
Frequency (MHz)	Result (dBm)	Factor (dB)	PK Limit (dBm)	Over Limit (dB)	Table (o)	ANT	EUT	Verdict
335.598	-70.36	-11.47	-13.0	-57.36	234.00	Horizontal	Horizontal	N/A
836.943	-46.82	4.79	-13.0	-33.82	91.00	Horizontal	Horizontal	N/A
882.048	-25.46	4.17	-13.0	-12.46	295.00	Horizontal	Horizontal	Pass
2098.700	-53.84	-0.11	-13.0	-40.84	354.00	Horizontal	Horizontal	Pass
6581.000	-40.04	14.30	-13.0	-27.04	360.00	Horizontal	Horizontal	Pass
9446.100	-41.11	14.16	-13.0	-28.11	192.00	Horizontal	Horizontal	Pass

RSE-H&V n5 BW5 CH176300



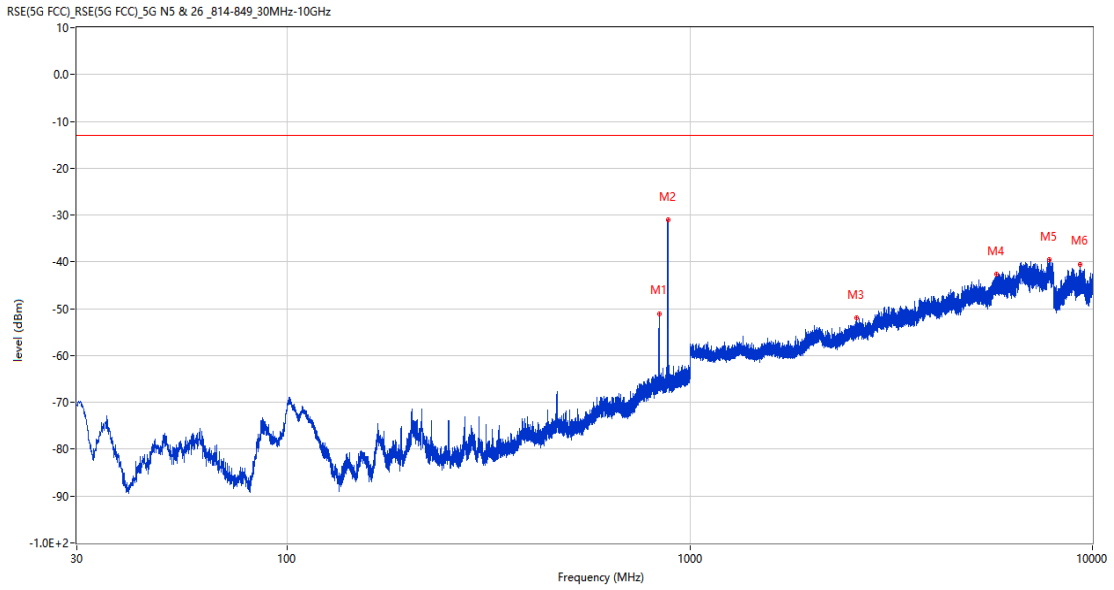
Frequency (MHz)	Result (dBm)	Factor (dB)	PK Limit (dBm)	Over Limit (dB)	Table (o)	ANT	EUT	Verdict
836.991	-45.39	4.79	-13.0	-32.39	344.00	Horizontal	Vertical	N/A
883.600	-27.80	4.18	-13.0	-14.80	283.00	Horizontal	Vertical	N/A
1762.400	-54.84	-4.62	-13.0	-41.84	230.00	Horizontal	Vertical	Pass
3436.500	-47.64	6.40	-13.0	-34.64	360.00	Horizontal	Vertical	Pass
5769.250	-42.27	12.43	-13.0	-29.27	-2.00	Horizontal	Vertical	Pass
7345.500	-38.46	14.54	-13.0	-25.46	334.00	Horizontal	Vertical	Pass

RSE-V&V n5 BW5 CH176300



Frequency (MHz)	Result (dBm)	Factor (dB)	PK Limit (dBm)	Over Limit (dB)	Table (o)	ANT	EUT	Verdict
838.495	-43.00	4.85	-13.0	-30.00	238.00	Vertical	Vertical	N/A
881.223	-30.95	4.17	-13.0	-17.95	291.00	Vertical	Vertical	N/A
2081.100	-53.40	-0.92	-13.0	-40.40	251.00	Vertical	Vertical	Pass
4049.750	-47.01	9.36	-13.0	-34.01	362.00	Vertical	Vertical	Pass
6647.500	-39.67	15.17	-13.0	-26.67	352.00	Vertical	Vertical	Pass
9308.599	-40.25	15.25	-13.0	-27.25	215.00	Vertical	Vertical	Pass

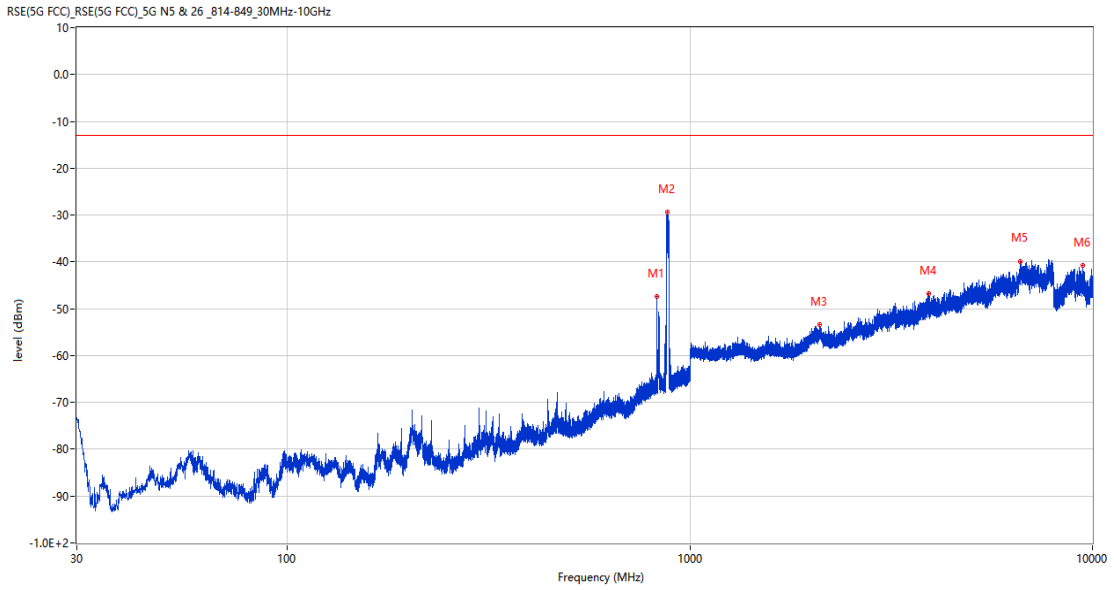
RSE-V&H n5 BW5 CH176300



Frequency (MHz)	Result (dBm)	Factor (dB)	PK Limit (dBm)	Over Limit (dB)	Table (o)	ANT	EUT	Verdict
838.543	-51.20	4.85	-13.0	-38.20	324.00	Vertical	Horizontal	N/A
882.048	-31.02	4.17	-13.0	-18.02	70.00	Vertical	Horizontal	N/A
2601.200	-52.01	0.68	-13.0	-39.01	163.00	Vertical	Horizontal	Pass
5765.250	-42.54	12.43	-13.0	-29.54	265.00	Vertical	Horizontal	Pass
7818.500	-39.57	16.31	-13.0	-26.57	198.00	Vertical	Horizontal	Pass
9311.200	-40.62	15.22	-13.0	-27.62	36.00	Vertical	Horizontal	Pass

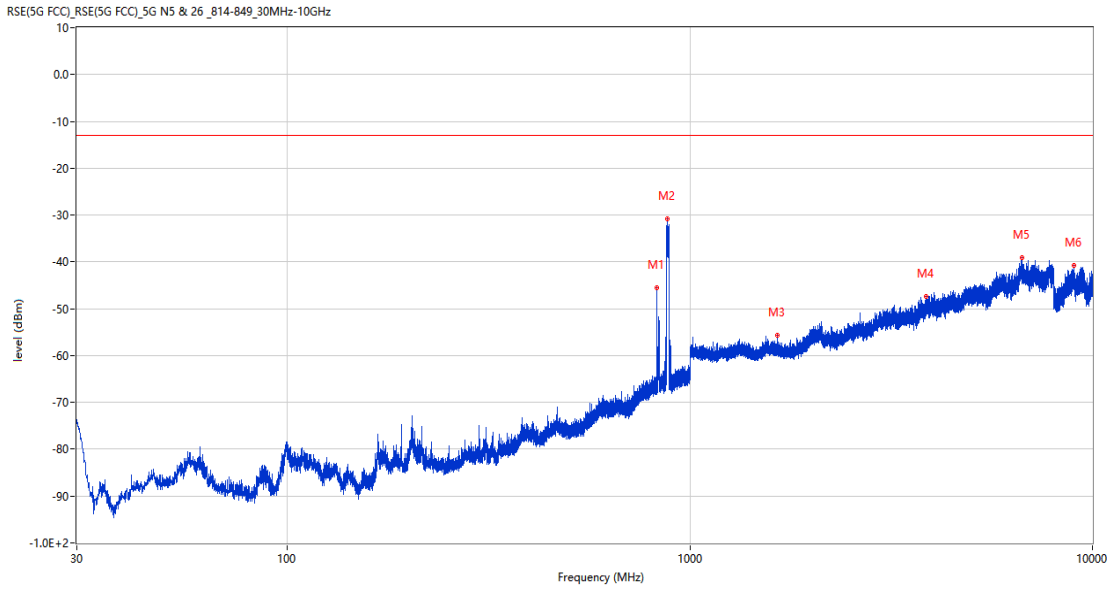
23.5 n5 BW15, PI/2 BPSK, Middle Channel

RSE-H&H n5 BW15 CH176300



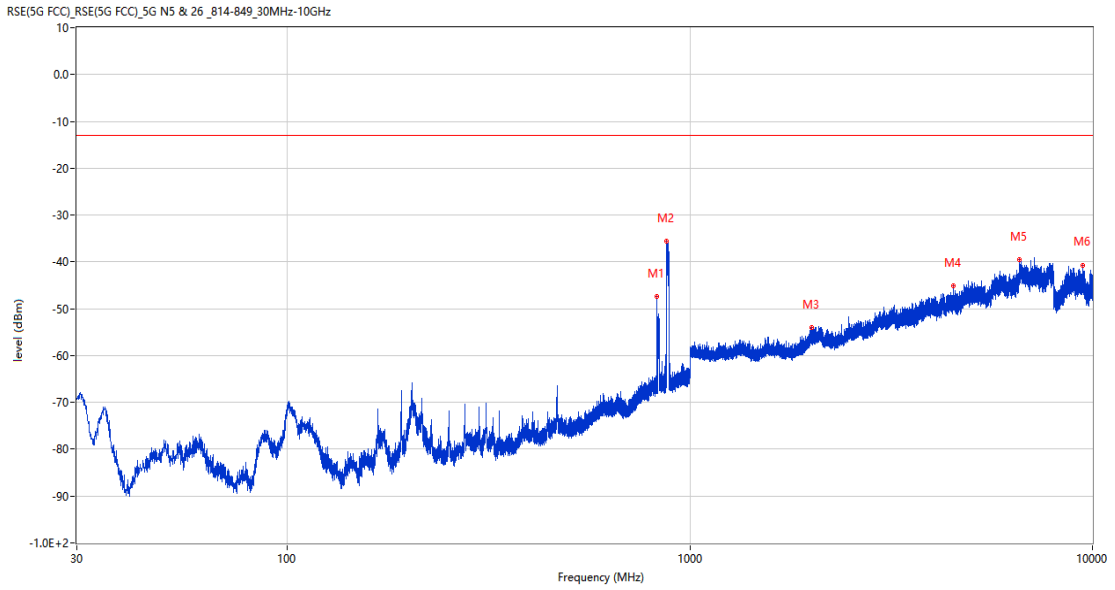
Frequency (MHz)	Result (dBm)	Factor (dB)	PK Limit (dBm)	Over Limit (dB)	Table (o)	ANT	EUT	Verdict
829.474	-47.42	4.49	-13.0	-34.42	151.00	Horizontal	Horizontal	N/A
878.410	-29.41	4.21	-13.0	-16.41	285.00	Horizontal	Horizontal	N/A
2104.400	-53.48	-0.20	-13.0	-40.48	231.00	Horizontal	Horizontal	Pass
3914.500	-46.77	9.29	-13.0	-33.77	43.00	Horizontal	Horizontal	Pass
6633.750	-39.99	14.89	-13.0	-26.99	10.00	Horizontal	Horizontal	Pass
9446.600	-40.86	14.17	-13.0	-27.86	161.00	Horizontal	Horizontal	Pass

RSE-H&V n5 BW15 CH176300



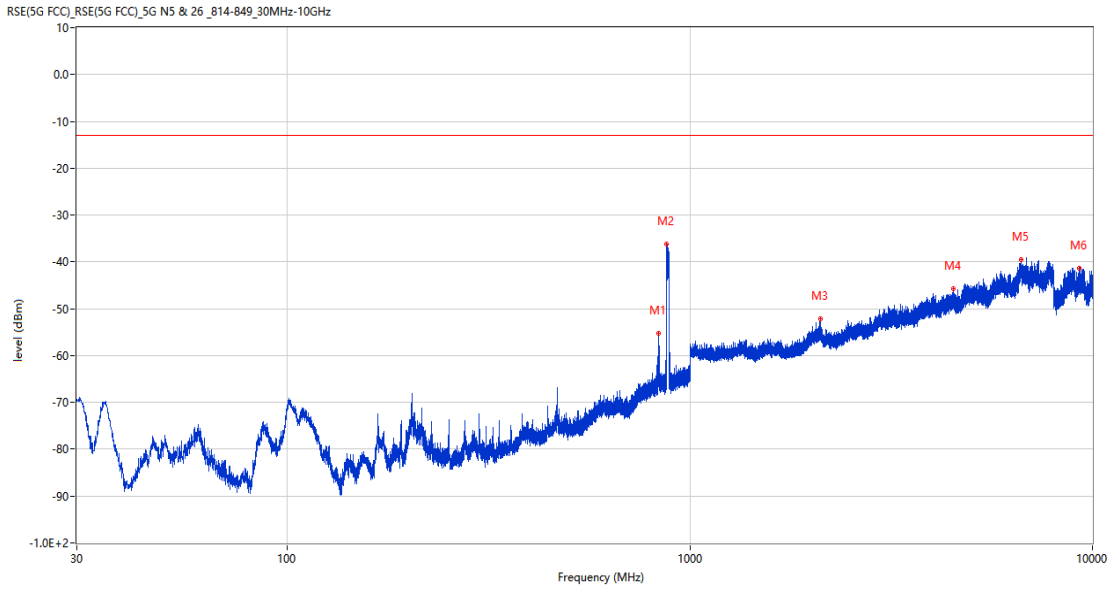
Frequency (MHz)	Result (dBm)	Factor (dB)	PK Limit (dBm)	Over Limit (dB)	Table (o)	ANT	EUT	Verdict
829.425	-45.54	4.49	-13.0	-32.54	319.00	Horizontal	Vertical	N/A
877.683	-30.83	4.12	-13.0	-17.83	274.00	Horizontal	Vertical	N/A
1646.100	-55.69	-4.06	-13.0	-42.69	80.00	Horizontal	Vertical	Pass
3865.000	-47.44	8.68	-13.0	-34.44	144.00	Horizontal	Vertical	Pass
6697.000	-39.01	15.20	-13.0	-26.01	111.00	Horizontal	Vertical	Pass
8999.900	-40.73	13.59	-13.0	-27.73	210.00	Horizontal	Vertical	Pass

RSE-V&V n5 BW15 CH176300



Frequency (MHz)	Result (dBm)	Factor (dB)	PK Limit (dBm)	Over Limit (dB)	Table (o)	ANT	EUT	Verdict
829.425	-47.44	4.49	-13.0	-34.44	197.00	Vertical	Vertical	N/A
874.433	-35.67	4.33	-13.0	-22.67	24.00	Vertical	Vertical	N/A
2010.500	-53.95	-1.48	-13.0	-40.95	360.00	Vertical	Vertical	Pass
4509.750	-45.16	9.99	-13.0	-32.16	337.00	Vertical	Vertical	Pass
6572.750	-39.49	14.16	-13.0	-26.49	60.00	Vertical	Vertical	Pass
9444.000	-40.82	14.13	-13.0	-27.82	361.00	Vertical	Vertical	Pass

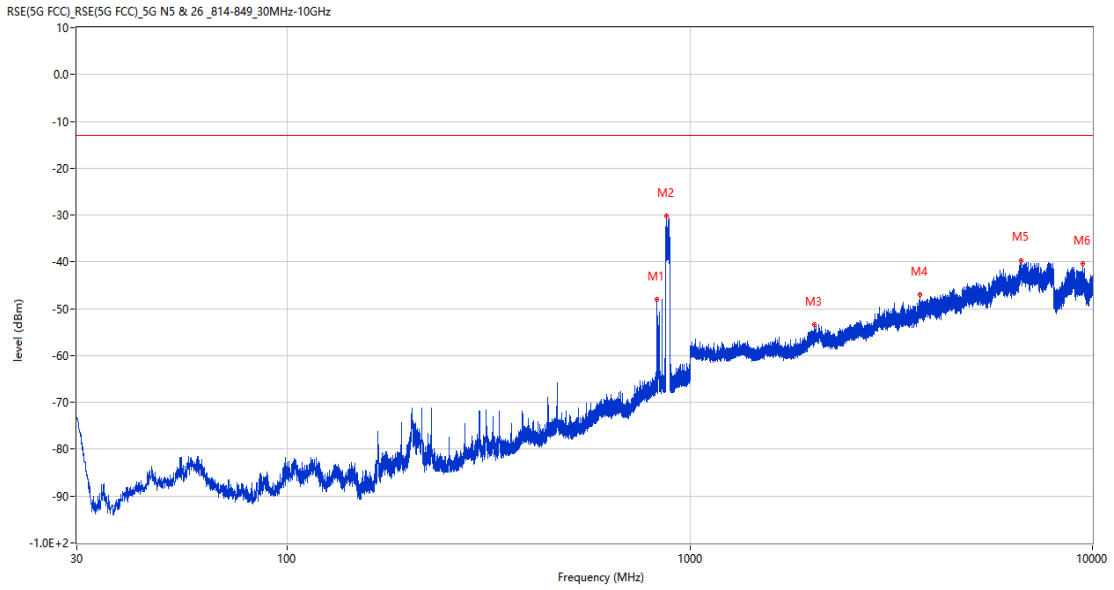
RSE-V&H n5 BW15 CH176300



Frequency (MHz)	Result (dBm)	Factor (dB)	PK Limit (dBm)	Over Limit (dB)	Table (o)	ANT	EUT	Verdict
837.331	-55.17	4.81	-13.0	-42.17	45.00	Vertical	Horizontal	N/A
876.810	-36.13	4.01	-13.0	-23.13	296.00	Vertical	Horizontal	N/A
2112.100	-52.19	-0.51	-13.0	-39.19	202.00	Vertical	Horizontal	Pass
4520.250	-45.80	10.40	-13.0	-32.80	127.00	Vertical	Horizontal	Pass
6640.250	-39.61	15.06	-13.0	-26.61	211.00	Vertical	Horizontal	Pass
9293.100	-41.31	15.21	-13.0	-28.31	252.00	Vertical	Horizontal	Pass

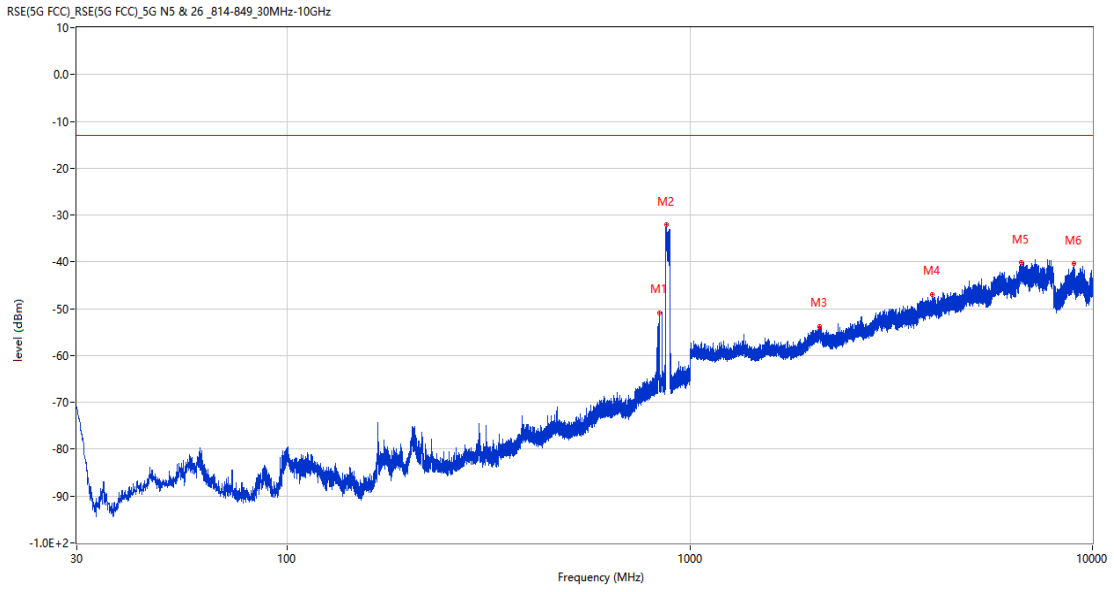
23.6 n5 BW20, PI/2 BPSK, Middle Channel

RSE-H&H n5 BW20 CH176300



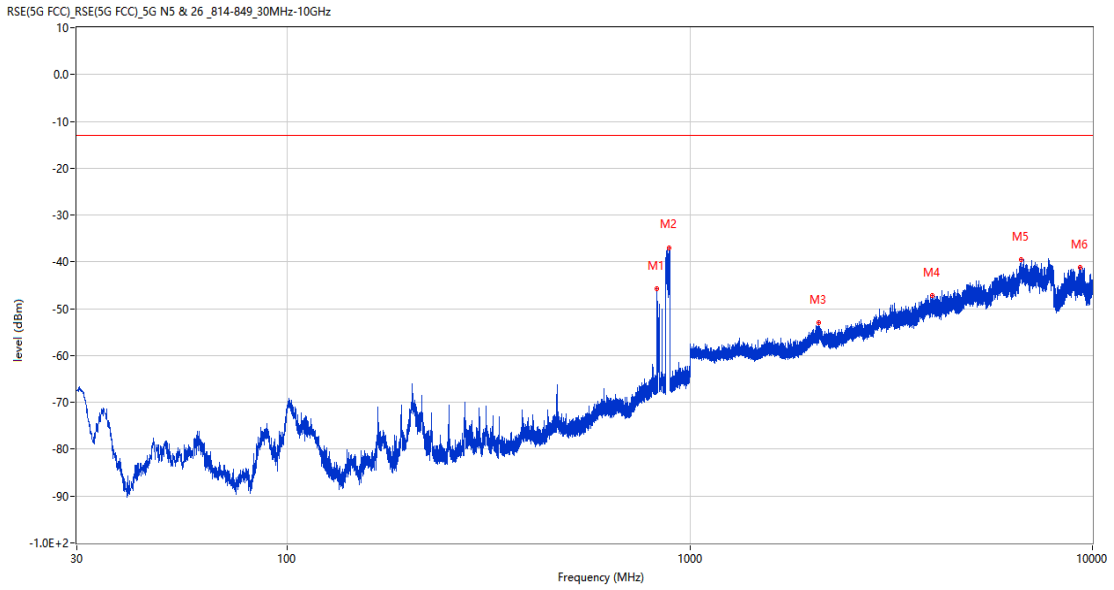
Frequency (MHz)	Result (dBm)	Factor (dB)	PK Limit (dBm)	Over Limit (dB)	Table (o)	ANT	EUT	Verdict
827.001	-48.06	4.39	-13.0	-35.06	81.00	Horizontal	Horizontal	N/A
872.978	-30.24	4.21	-13.0	-17.24	300.00	Horizontal	Horizontal	N/A
2033.100	-53.49	-1.41	-13.0	-40.49	357.00	Horizontal	Horizontal	Pass
3721.250	-46.98	7.91	-13.0	-33.98	10.00	Horizontal	Horizontal	Pass
6658.000	-39.82	14.89	-13.0	-26.82	209.00	Horizontal	Horizontal	Pass
9452.500	-40.32	14.14	-13.0	-27.32	118.00	Horizontal	Horizontal	Pass

RSE-H&V n5 BW20 CH176300



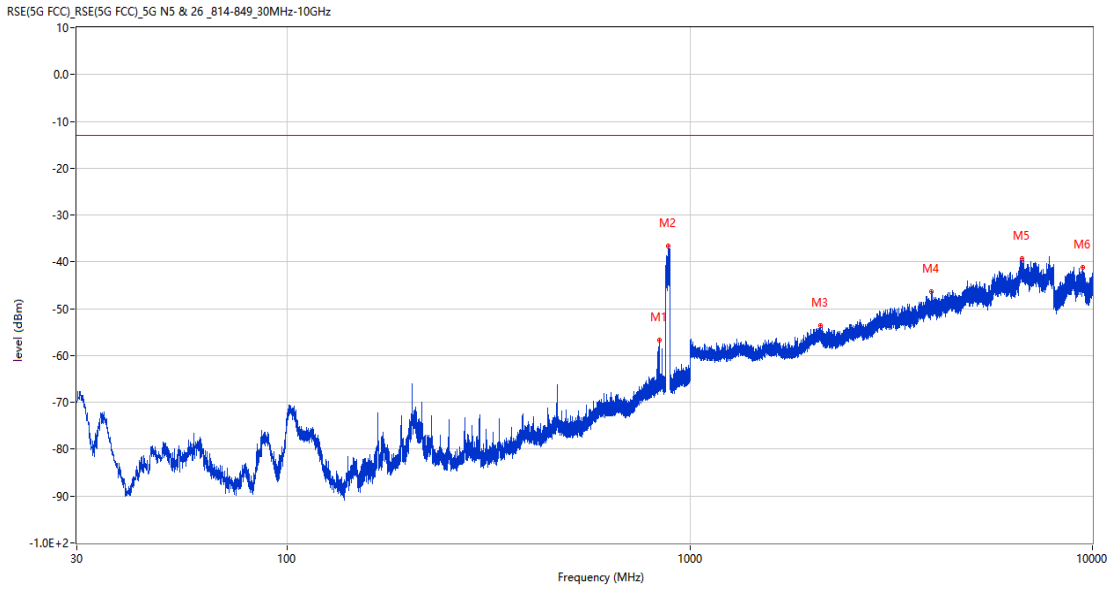
Frequency (MHz)	Result (dBm)	Factor (dB)	PK Limit (dBm)	Over Limit (dB)	Table (o)	ANT	EUT	Verdict
840.193	-50.96	4.91	-13.0	-37.96	185.00	Horizontal	Vertical	N/A
872.542	-32.01	4.26	-13.0	-19.01	292.00	Horizontal	Vertical	N/A
2100.700	-53.84	-0.08	-13.0	-40.84	181.00	Horizontal	Vertical	Pass
3997.750	-46.96	9.18	-13.0	-33.96	0.00	Horizontal	Vertical	Pass
6644.750	-40.23	15.12	-13.0	-27.23	127.00	Horizontal	Vertical	Pass
8986.800	-40.35	13.58	-13.0	-27.35	114.00	Horizontal	Vertical	Pass

RSE-V&V n5 BW20 CH176300



Frequency (MHz)	Result (dBm)	Factor (dB)	PK Limit (dBm)	Over Limit (dB)	Table (o)	ANT	EUT	Verdict
827.001	-45.67	4.39	-13.0	-32.67	7.00	Vertical	Vertical	N/A
888.692	-36.93	4.62	-13.0	-23.93	282.00	Vertical	Vertical	N/A
2094.300	-53.00	-0.46	-13.0	-40.00	37.00	Vertical	Vertical	Pass
3995.500	-47.13	9.15	-13.0	-34.13	213.00	Vertical	Vertical	Pass
6664.500	-39.42	14.69	-13.0	-26.42	348.00	Vertical	Vertical	Pass
9328.400	-41.26	15.03	-13.0	-28.26	94.00	Vertical	Vertical	Pass

RSE-V&H n5 BW20 CH176300

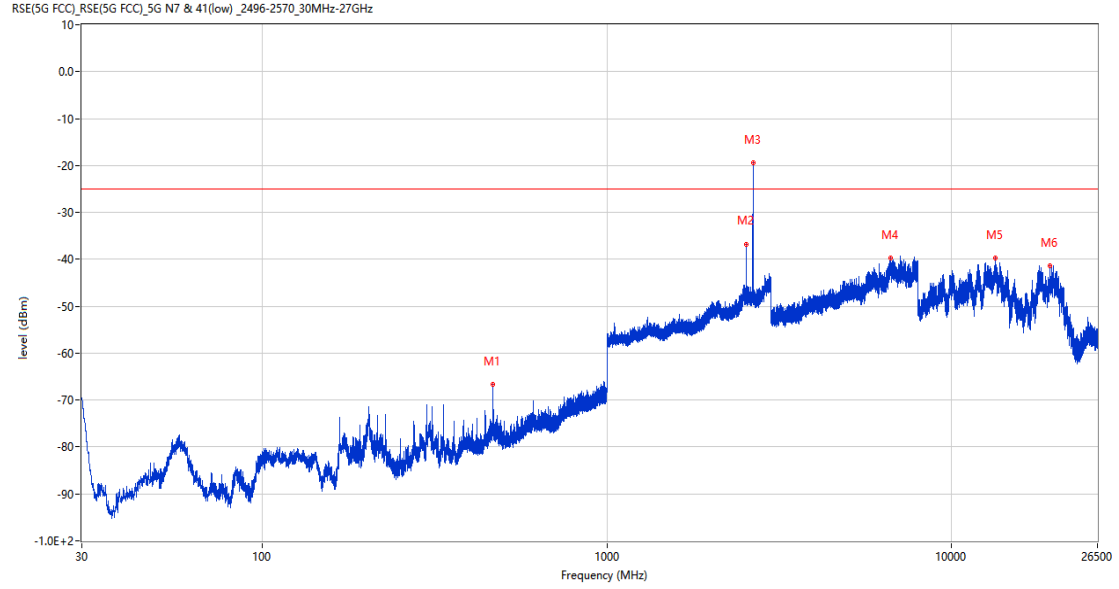


Frequency (MHz)	Result (dBm)	Factor (dB)	PK Limit (dBm)	Over Limit (dB)	Table (o)	ANT	EUT	Verdict
840.096	-56.74	4.91	-13.0	-43.74	46.00	Vertical	Horizontal	N/A
883.843	-36.67	4.20	-13.0	-23.67	301.00	Vertical	Horizontal	N/A
2110.300	-53.60	-0.43	-13.0	-40.60	237.00	Vertical	Horizontal	Pass
3980.750	-46.43	9.14	-13.0	-33.43	259.00	Vertical	Horizontal	Pass
6701.250	-39.31	15.40	-13.0	-26.31	160.00	Vertical	Horizontal	Pass
9464.300	-41.09	13.77	-13.0	-28.09	124.00	Vertical	Horizontal	Pass

24 n7

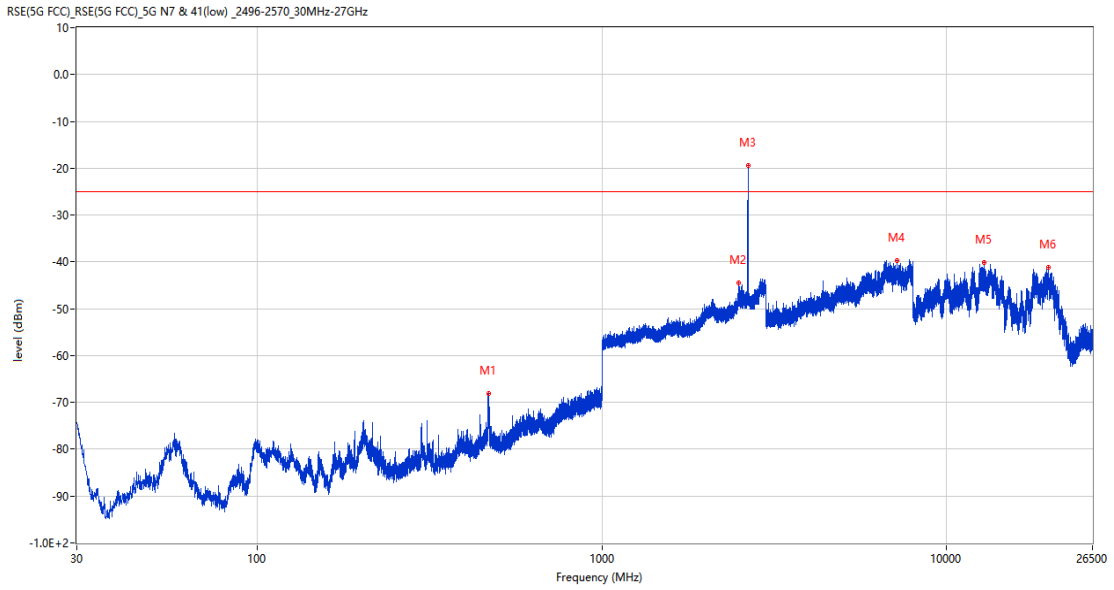
24.1 n7 BW5, QPSK, Middle Channel

RSE-H&H n7 BW5 CH531000



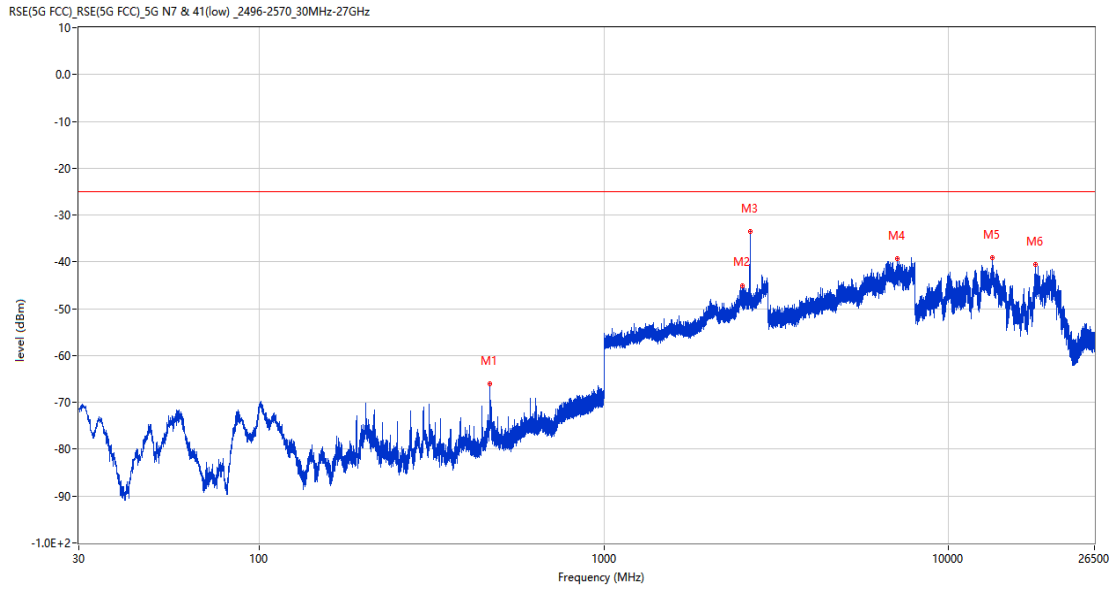
Frequency (MHz)	Result (dBm)	Factor (dB)	PK Limit (dBm)	Over Limit (dB)	Table (o)	ANT	EUT	Verdict
467.858	-66.58	-8.23	-25.0	-41.58	281.00	Horizontal	Horizontal	Pass
2537.600	-36.78	8.16	-25.0	-11.78	135.00	Horizontal	Horizontal	N/A
2656.700	-19.47	8.12	-25.0	5.53	111.00	Horizontal	Horizontal	N/A
6656.500	-39.80	15.04	-25.0	-14.80	173.00	Horizontal	Horizontal	Pass
13387.875	-39.79	16.90	-25.0	-14.79	0.00	Horizontal	Horizontal	Pass
19293.700	-41.29	12.92	-25.0	-16.29	292.00	Horizontal	Horizontal	Pass

RSE-H&V n7 BW5 CH531000



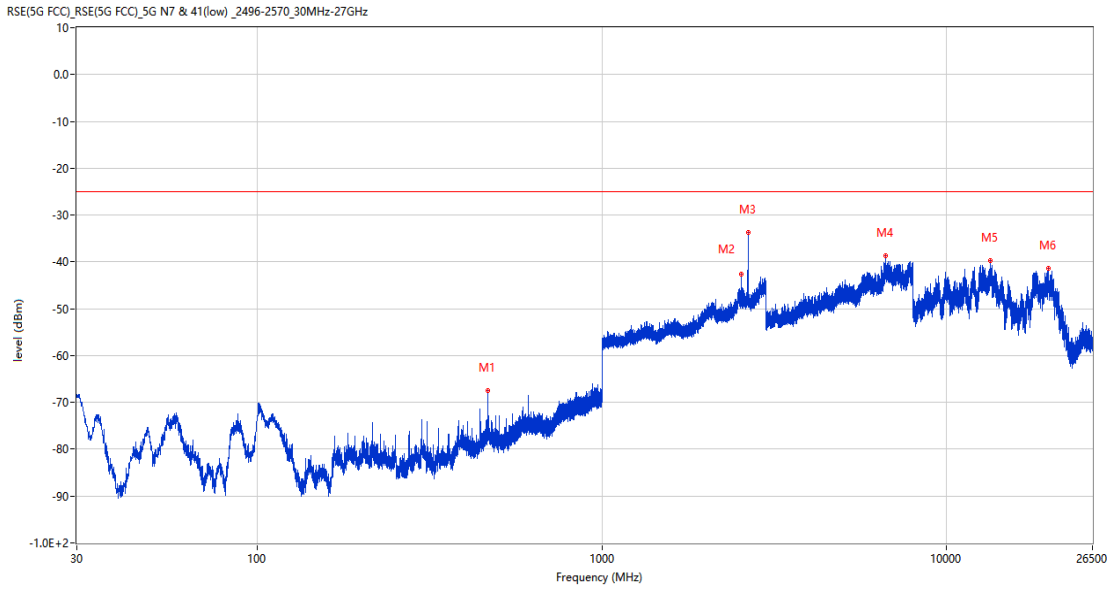
Frequency (MHz)	Result (dBm)	Factor (dB)	PK Limit (dBm)	Over Limit (dB)	Table (o)	ANT	EUT	Verdict
469.895	-68.09	-8.20	-25.0	-43.09	139.00	Horizontal	Vertical	Pass
2496.300	-44.54	8.26	-25.0	-19.54	150.00	Horizontal	Vertical	N/A
2654.900	-19.40	8.27	-25.0	5.60	113.00	Horizontal	Vertical	N/A
7200.500	-39.78	14.84	-25.0	-14.78	248.00	Horizontal	Vertical	Pass
12897.526	-40.07	15.43	-25.0	-15.07	127.00	Horizontal	Vertical	Pass
19751.850	-41.19	12.94	-25.0	-16.19	180.00	Horizontal	Vertical	Pass

RSE-V&V n7 BW5 CH531000



Frequency (MHz)	Result (dBm)	Factor (dB)	PK Limit (dBm)	Over Limit (dB)	Table (o)	ANT	EUT	Verdict
467.567	-66.11	-8.21	-25.0	-41.11	67.00	Vertical	Vertical	Pass
2518.100	-45.15	8.23	-25.0	-20.15	328.00	Vertical	Vertical	N/A
2654.400	-33.51	8.31	-25.0	-8.51	84.00	Vertical	Vertical	N/A
7109.250	-39.30	13.57	-25.0	-14.30	38.00	Vertical	Vertical	Pass
13390.500	-39.15	16.92	-25.0	-14.15	-1.00	Vertical	Vertical	Pass
17920.463	-40.46	13.38	-25.0	-15.46	363.00	Vertical	Vertical	Pass

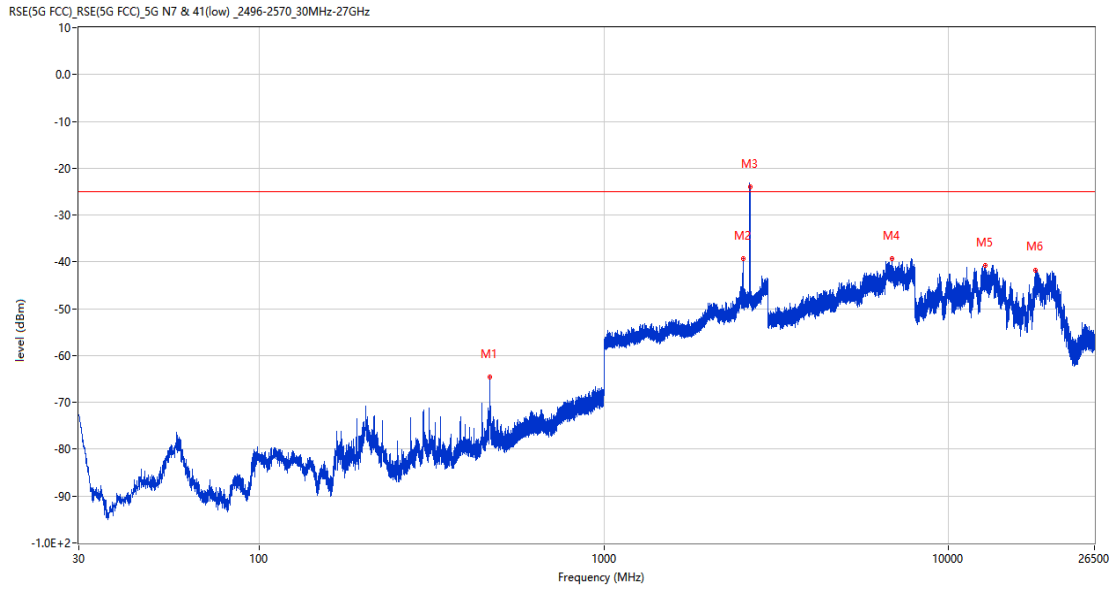
RSE-V&H n7 BW5 CH531000



Frequency (MHz)	Result (dBm)	Factor (dB)	PK Limit (dBm)	Over Limit (dB)	Table (o)	ANT	EUT	Verdict
467.810	-67.53	-8.23	-25.0	-42.53	59.00	Vertical	Horizontal	Pass
2535.600	-42.70	8.16	-25.0	-17.70	360.00	Vertical	Horizontal	N/A
2654.700	-33.80	8.30	-25.0	-8.80	-1.00	Vertical	Horizontal	N/A
6661.250	-38.67	14.75	-25.0	-13.67	163.00	Vertical	Horizontal	Pass
13380.525	-39.70	16.83	-25.0	-14.70	100.00	Vertical	Horizontal	Pass
19732.724	-41.41	12.94	-25.0	-16.41	263.00	Vertical	Horizontal	Pass

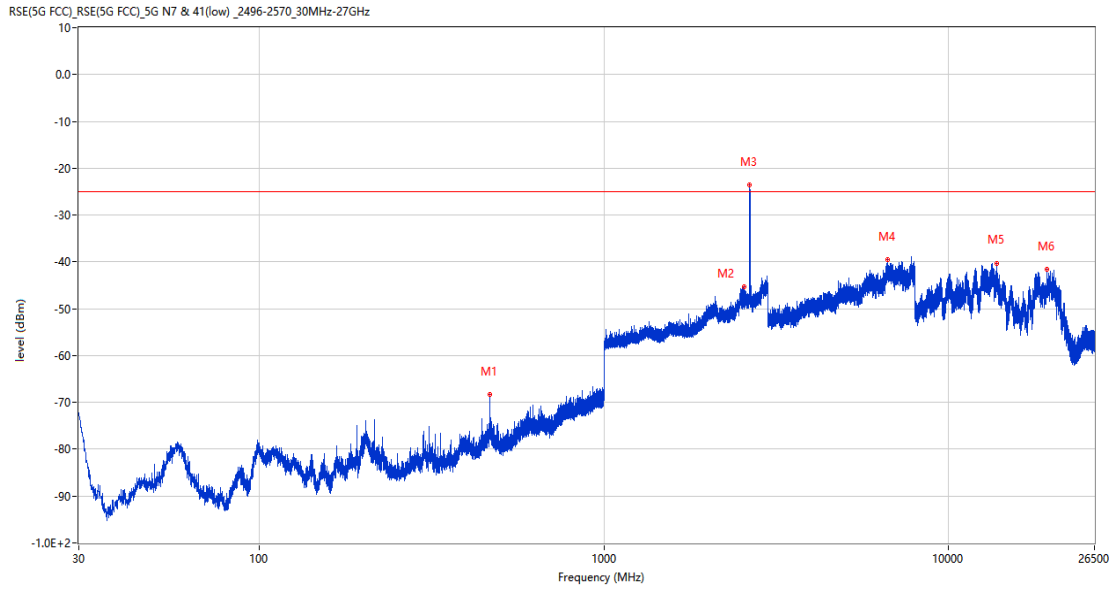
24.2 n7 BW15, QPSK, Middle Channel

RSE-H&H n7 BW15 CH531000



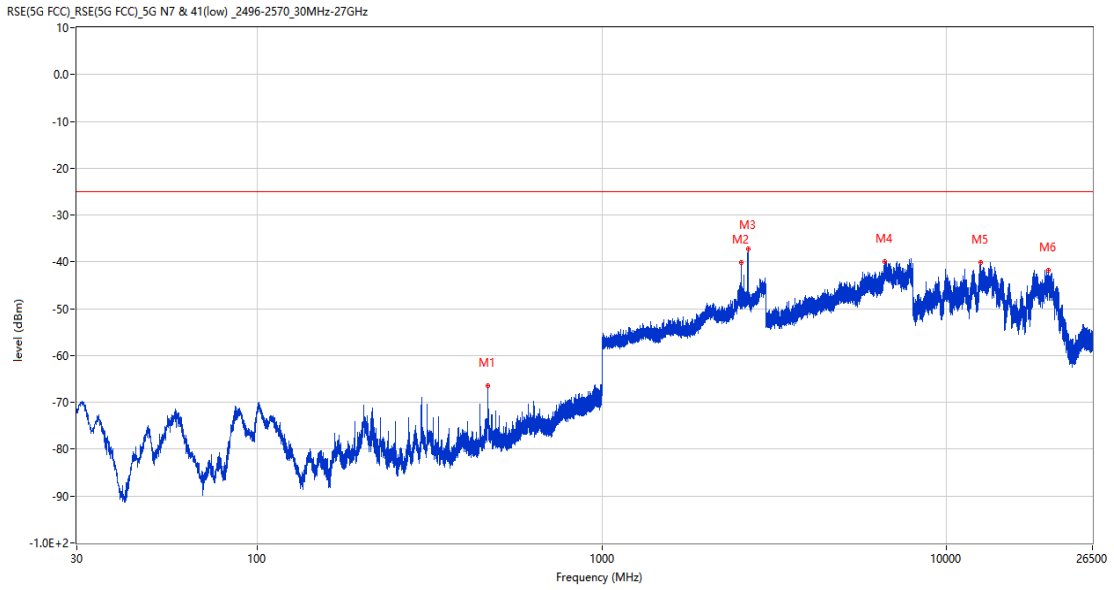
Frequency (MHz)	Result (dBm)	Factor (dB)	PK Limit (dBm)	Over Limit (dB)	Table (o)	ANT	EUT	Verdict
467.518	-64.61	-8.22	-25.0	-39.61	279.00	Horizontal	Horizontal	Pass
2537.300	-39.27	8.16	-25.0	-14.27	154.00	Horizontal	Horizontal	N/A
2656.700	-24.01	8.12	-25.0	0.99	110.00	Horizontal	Horizontal	N/A
6867.000	-39.39	14.13	-25.0	-14.39	291.00	Horizontal	Horizontal	Pass
12749.287	-40.73	14.71	-25.0	-15.73	15.00	Horizontal	Horizontal	Pass
17914.687	-41.85	13.24	-25.0	-16.85	75.00	Horizontal	Horizontal	Pass

RSE-H&V n7 BW15 CH531000



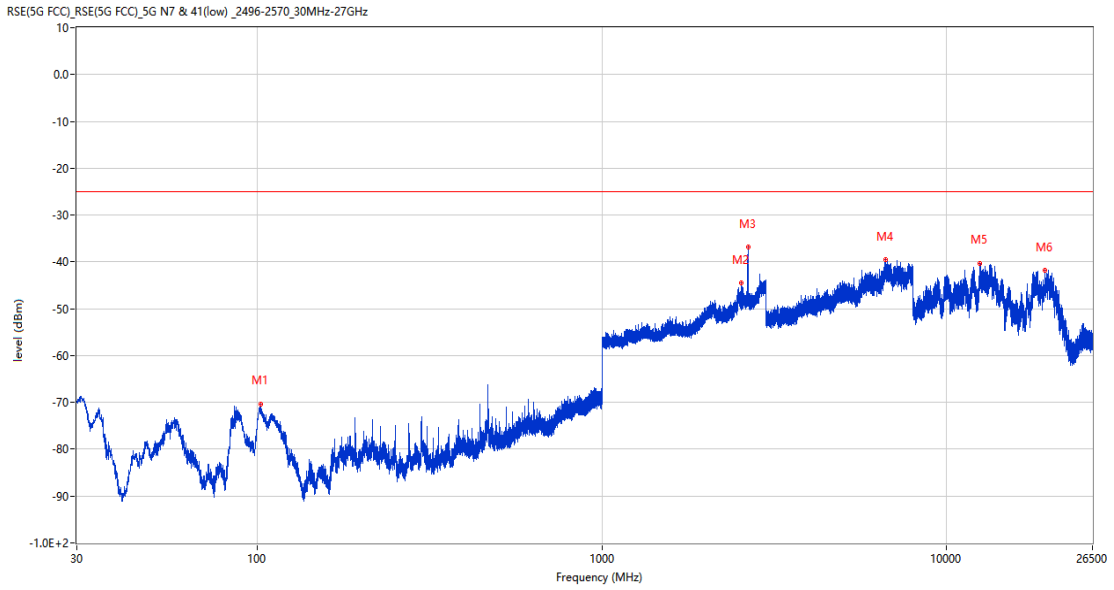
Frequency (MHz)	Result (dBm)	Factor (dB)	PK Limit (dBm)	Over Limit (dB)	Table (o)	ANT	EUT	Verdict
467.518	-68.26	-8.22	-25.0	-43.26	263.00	Horizontal	Vertical	Pass
2555.600	-45.40	8.20	-25.0	-20.40	-1.00	Horizontal	Vertical	N/A
2651.200	-23.54	8.56	-25.0	1.46	220.00	Horizontal	Vertical	N/A
6671.250	-39.54	14.57	-25.0	-14.54	57.00	Horizontal	Vertical	Pass
13791.075	-40.25	16.41	-25.0	-15.25	361.00	Horizontal	Vertical	Pass
19310.275	-41.52	12.92	-25.0	-16.52	217.00	Horizontal	Vertical	Pass

RSE-V&V n7 BW15 CH531000



Frequency (MHz)	Result (dBm)	Factor (dB)	PK Limit (dBm)	Over Limit (dB)	Table (o)	ANT	EUT	Verdict
467.567	-66.47	-8.21	-25.0	-41.47	105.00	Vertical	Vertical	Pass
2537.100	-40.17	8.16	-25.0	-15.17	228.00	Vertical	Vertical	N/A
2657.800	-37.25	8.05	-25.0	-12.25	75.00	Vertical	Vertical	N/A
6634.500	-40.00	14.87	-25.0	-15.00	107.00	Vertical	Vertical	Pass
12524.137	-40.21	14.33	-25.0	-15.21	283.00	Vertical	Vertical	Pass
19728.474	-41.71	12.94	-25.0	-16.71	354.00	Vertical	Vertical	Pass

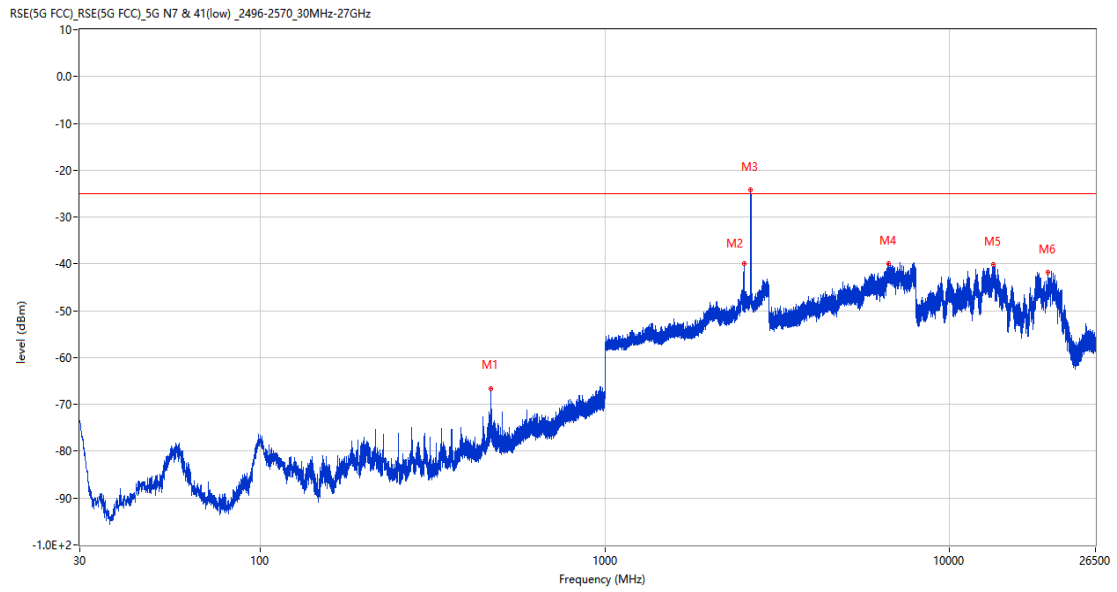
RSE-V&H n7 BW15 CH531000



Frequency (MHz)	Result (dBm)	Factor (dB)	PK Limit (dBm)	Over Limit (dB)	Table (o)	ANT	EUT	Verdict
102.604	-70.28	-19.57	-25.0	-45.28	360.00	Vertical	Horizontal	Pass
2536.100	-44.55	8.16	-25.0	-19.55	360.00	Vertical	Horizontal	N/A
2654.600	-36.75	8.30	-25.0	-11.75	62.00	Vertical	Horizontal	N/A
6639.500	-39.50	15.08	-25.0	-14.50	0.00	Vertical	Horizontal	Pass
12503.238	-40.27	14.67	-25.0	-15.27	105.00	Vertical	Horizontal	Pass
19311.974	-41.82	12.92	-25.0	-16.82	363.00	Vertical	Horizontal	Pass

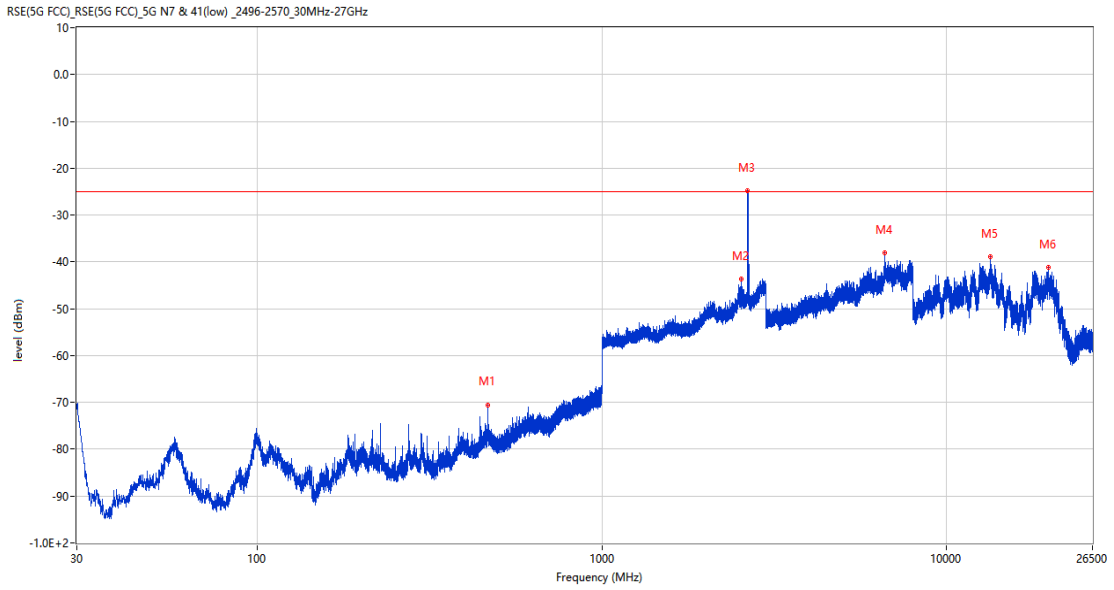
24.3 n7 BW20, QPSK, Middle Channel

RSE-H&H n7 BW20 CH531000



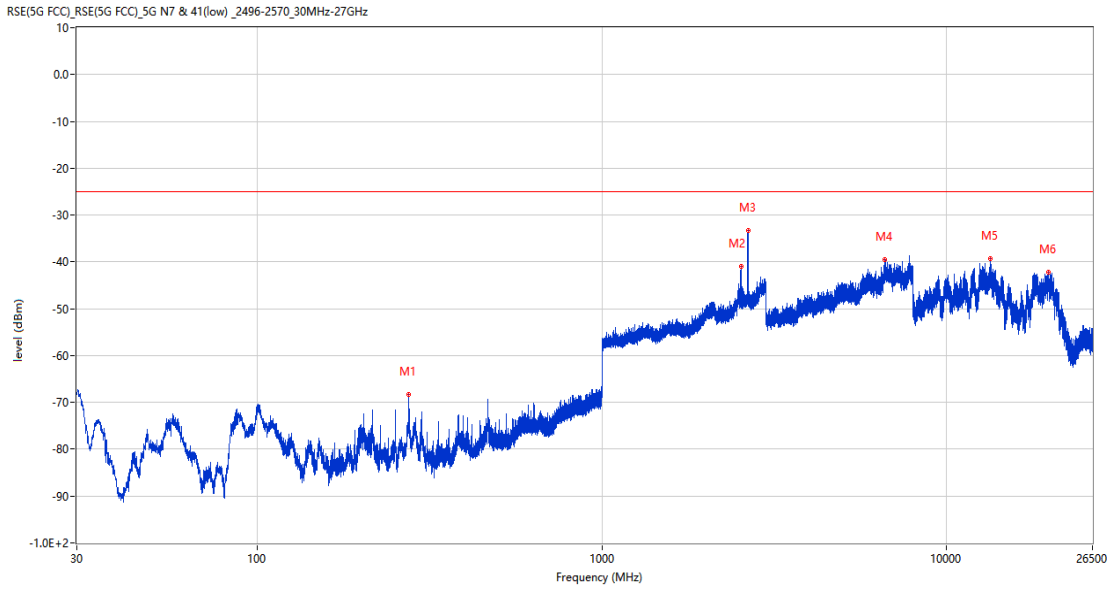
Frequency (MHz)	Result (dBm)	Factor (dB)	PK Limit (dBm)	Over Limit (dB)	Table (o)	ANT	EUT	Verdict
467.518	-66.59	-8.22	-25.0	-41.59	283.00	Horizontal	Horizontal	Pass
2538.400	-39.95	8.15	-25.0	-14.95	317.00	Horizontal	Horizontal	N/A
2648.600	-24.28	8.56	-25.0	0.72	187.00	Horizontal	Horizontal	N/A
6649.250	-40.02	15.17	-25.0	-15.02	116.00	Horizontal	Horizontal	Pass
13391.025	-40.23	16.93	-25.0	-15.23	291.00	Horizontal	Horizontal	Pass
19309.851	-41.74	12.92	-25.0	-16.74	141.00	Horizontal	Horizontal	Pass

RSE-H&V n7 BW20 CH531000



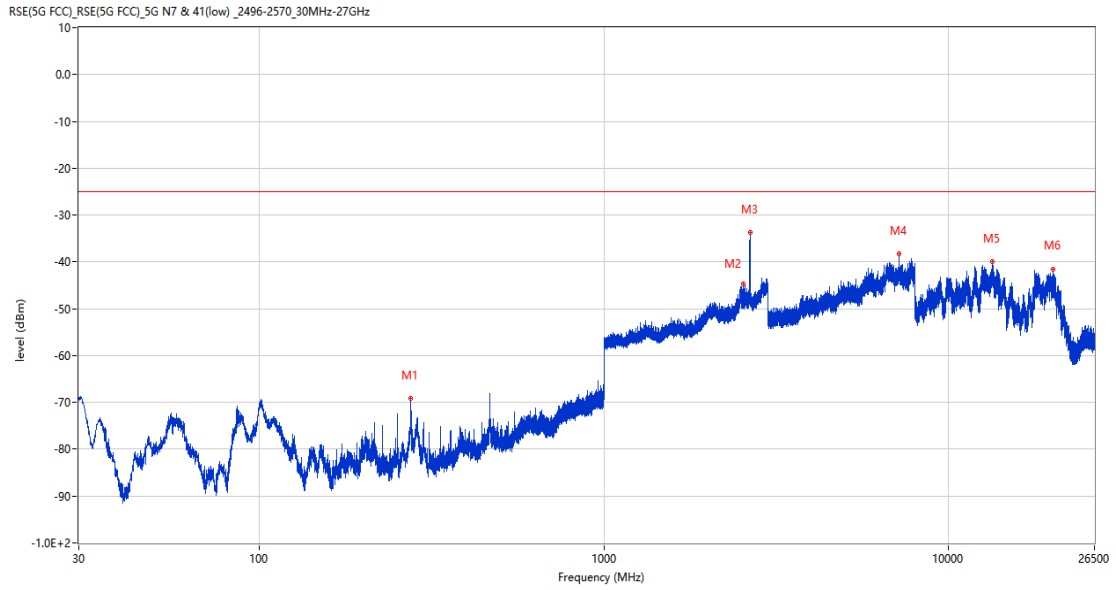
Frequency (MHz)	Result (dBm)	Factor (dB)	PK Limit (dBm)	Over Limit (dB)	Table (o)	ANT	EUT	Verdict
467.567	-70.50	-8.21	-25.0	-45.50	276.00	Horizontal	Vertical	Pass
2538.200	-43.74	8.16	-25.0	-18.74	125.00	Horizontal	Vertical	N/A
2650.700	-24.81	8.57	-25.0	0.19	229.00	Horizontal	Vertical	N/A
6599.500	-38.15	14.36	-25.0	-13.15	29.00	Horizontal	Vertical	Pass
13388.662	-38.97	16.90	-25.0	-13.97	362.00	Horizontal	Vertical	Pass
19763.751	-41.14	12.94	-25.0	-16.14	-3.00	Horizontal	Vertical	Pass

RSE-V&V n7 BW20 CH531000



Frequency (MHz)	Result (dBm)	Factor (dB)	PK Limit (dBm)	Over Limit (dB)	Table (o)	ANT	EUT	Verdict
275.701	-68.27	-13.94	-25.0	-43.27	120.00	Vertical	Vertical	Pass
2537.500	-41.04	8.16	-25.0	-16.04	243.00	Vertical	Vertical	N/A
2659.900	-33.37	7.94	-25.0	-8.37	280.00	Vertical	Vertical	N/A
6636.000	-39.53	14.82	-25.0	-14.53	360.00	Vertical	Vertical	Pass
13402.575	-39.36	16.95	-25.0	-14.36	15.00	Vertical	Vertical	Pass
19714.875	-42.28	12.94	-25.0	-17.28	227.00	Vertical	Vertical	Pass

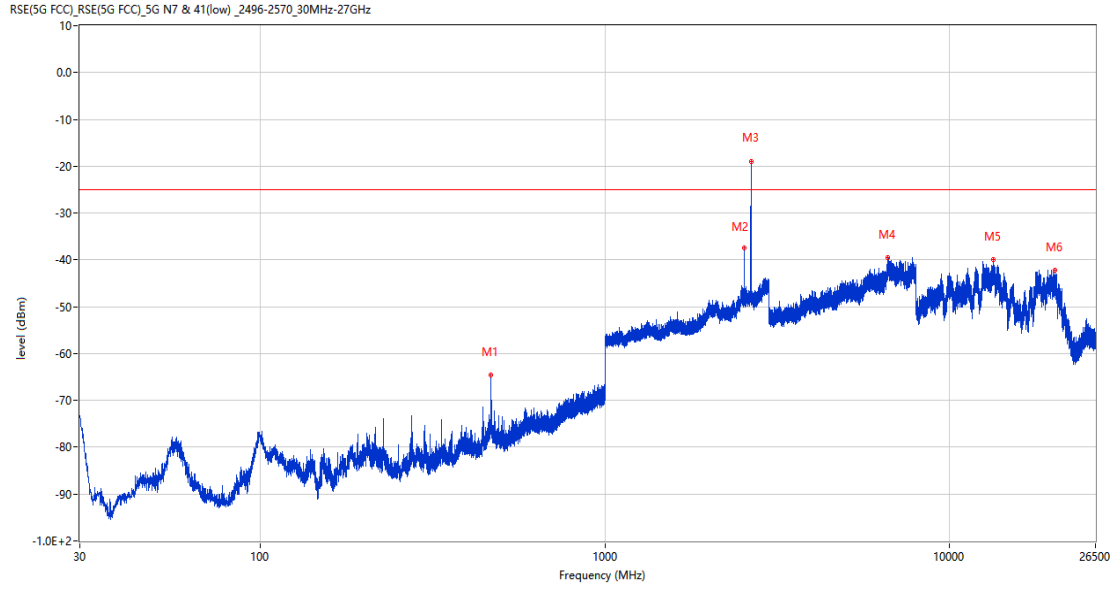
RSE-V&H n7 BW20 CH531000



Frequency (MHz)	Result (dBm)	Factor (dB)	PK Limit (dBm)	Over Limit (dB)	Table (o)	ANT	EUT	Verdict
275.798	-69.17	-13.92	-25.0	-44.17	191.00	Vertical	Horizontal	Pass
2536.500	-44.73	8.16	-25.0	-19.73	362.00	Vertical	Horizontal	N/A
2656.000	-33.78	8.19	-25.0	-8.78	201.00	Vertical	Horizontal	N/A
7172.250	-38.37	14.50	-25.0	-13.37	283.00	Vertical	Horizontal	Pass
13379.738	-39.94	16.82	-25.0	-14.94	-1.00	Vertical	Horizontal	Pass
20046.801	-41.58	12.95	-25.0	-16.58	92.00	Vertical	Horizontal	Pass

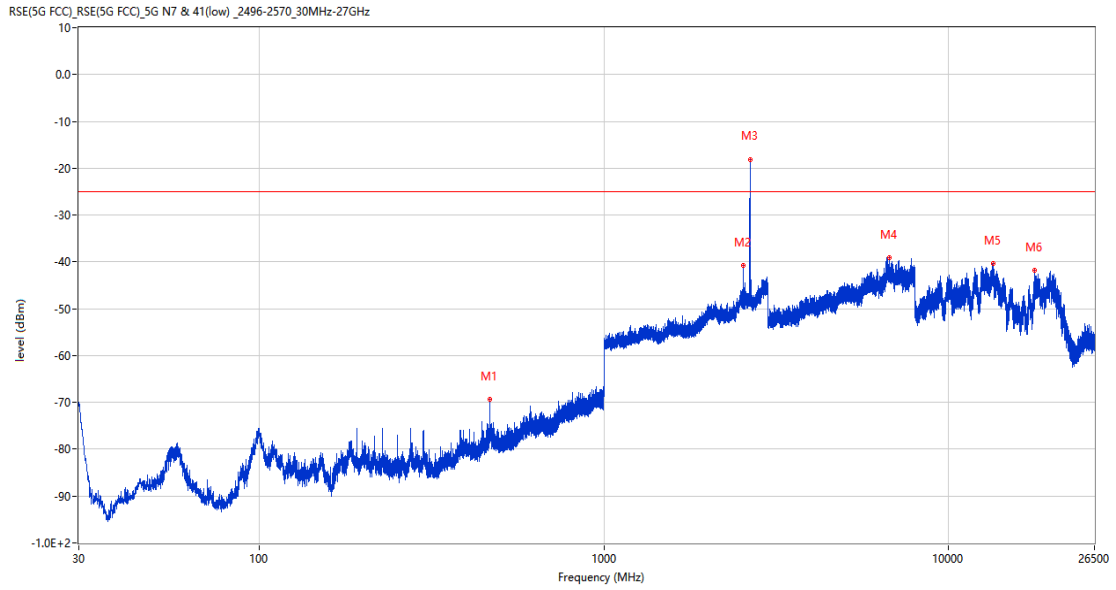
24.4 n7 BW5, PI/2 BPSK, Middle Channel

RSE-H&H n7 BW5 CH531000



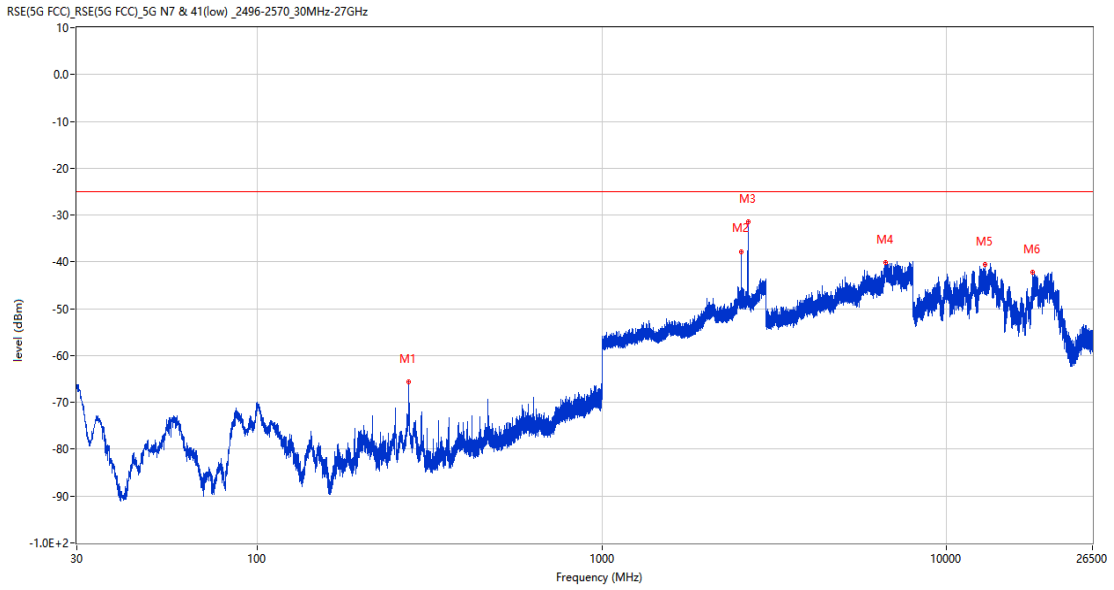
Frequency (MHz)	Result (dBm)	Factor (dB)	PK Limit (dBm)	Over Limit (dB)	Table (o)	ANT	EUT	Verdict
467.470	-64.58	-8.23	-25.0	-39.58	285.00	Horizontal	Horizontal	Pass
2535.200	-37.41	8.17	-25.0	-12.41	177.00	Horizontal	Horizontal	N/A
2653.800	-19.01	8.31	-25.0	5.99	183.00	Horizontal	Horizontal	N/A
6610.500	-39.49	14.40	-25.0	-14.49	93.00	Horizontal	Horizontal	Pass
13387.350	-39.97	16.89	-25.0	-14.97	221.00	Horizontal	Horizontal	Pass
20215.099	-42.24	12.96	-25.0	-17.24	157.00	Horizontal	Horizontal	Pass

RSE-H&V n7 BW5 CH531000



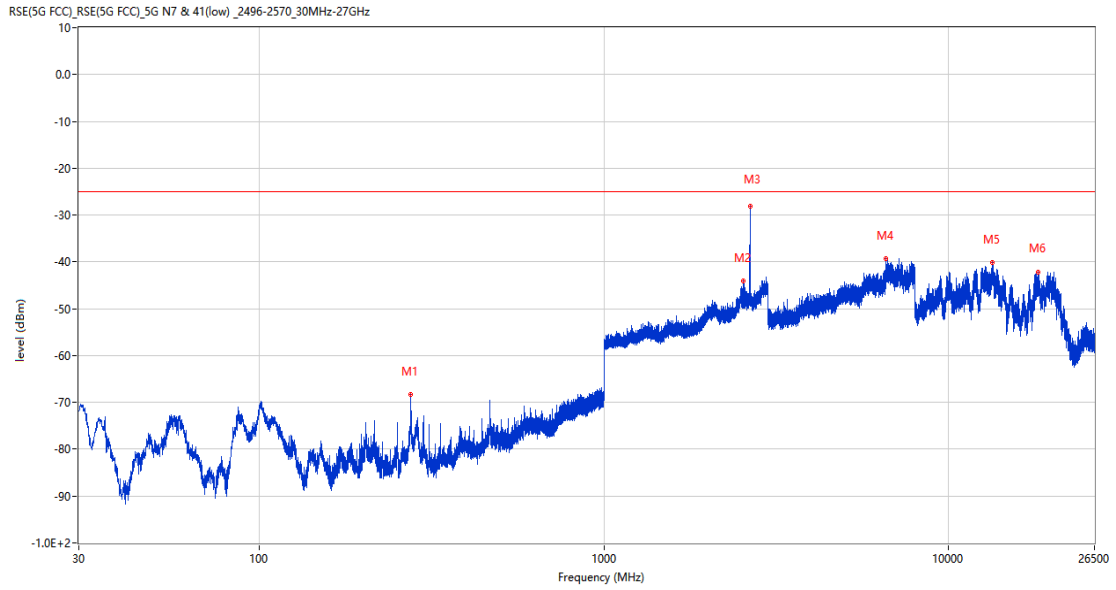
Frequency (MHz)	Result (dBm)	Factor (dB)	PK Limit (dBm)	Over Limit (dB)	Table (o)	ANT	EUT	Verdict
467.373	-69.41	-8.24	-25.0	-44.41	138.00	Horizontal	Vertical	Pass
2536.400	-40.70	8.16	-25.0	-15.70	119.00	Horizontal	Vertical	N/A
2654.400	-18.22	8.31	-25.0	6.78	156.00	Horizontal	Vertical	N/A
6737.000	-39.13	15.14	-25.0	-14.13	93.00	Horizontal	Vertical	Pass
13477.650	-40.25	15.62	-25.0	-15.25	179.00	Horizontal	Vertical	Pass
17796.301	-41.78	12.97	-25.0	-16.78	39.00	Horizontal	Vertical	Pass

RSE-V&V n7 BW5 CH531000



Frequency (MHz)	Result (dBm)	Factor (dB)	PK Limit (dBm)	Over Limit (dB)	Table (o)	ANT	EUT	Verdict
275.750	-65.62	-13.93	-25.0	-40.62	80.00	Vertical	Vertical	Pass
2537.900	-37.76	8.16	-25.0	-12.76	323.00	Vertical	Vertical	N/A
2653.800	-31.45	8.31	-25.0	-6.45	207.00	Vertical	Vertical	N/A
6659.750	-40.23	14.86	-25.0	-15.23	30.00	Vertical	Vertical	Pass
12898.050	-40.49	15.44	-25.0	-15.49	337.00	Vertical	Vertical	Pass
17779.239	-42.29	11.91	-25.0	-17.29	222.00	Vertical	Vertical	Pass

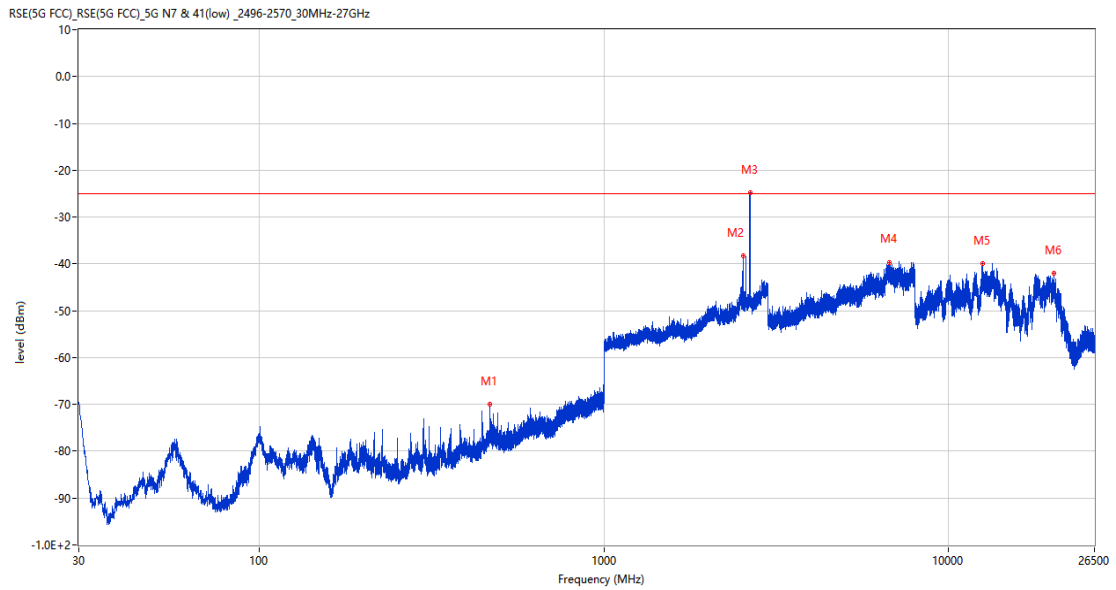
RSE-V&H n7 BW5 CH531000



Frequency (MHz)	Result (dBm)	Factor (dB)	PK Limit (dBm)	Over Limit (dB)	Table (o)	ANT	EUT	Verdict
275.750	-68.38	-13.93	-25.0	-43.38	219.00	Vertical	Horizontal	Pass
2537.900	-44.05	8.16	-25.0	-19.05	359.00	Vertical	Horizontal	N/A
2654.900	-28.20	8.27	-25.0	-3.20	198.00	Vertical	Horizontal	N/A
6588.000	-39.28	14.25	-25.0	-14.28	105.00	Vertical	Horizontal	Pass
13396.537	-40.18	16.98	-25.0	-15.18	362.00	Vertical	Horizontal	Pass
18150.449	-42.12	12.86	-25.0	-17.12	-3.00	Vertical	Horizontal	Pass

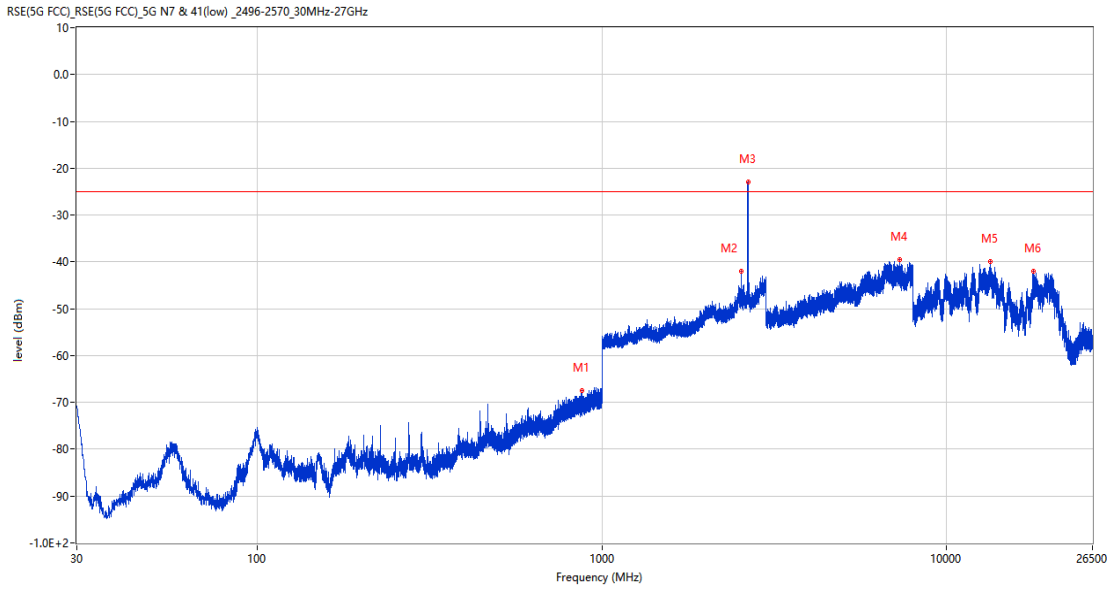
24.5 n7 BW15, PI/2 BPSK, Middle Channel

RSE-H&H n7 BW15 CH531000



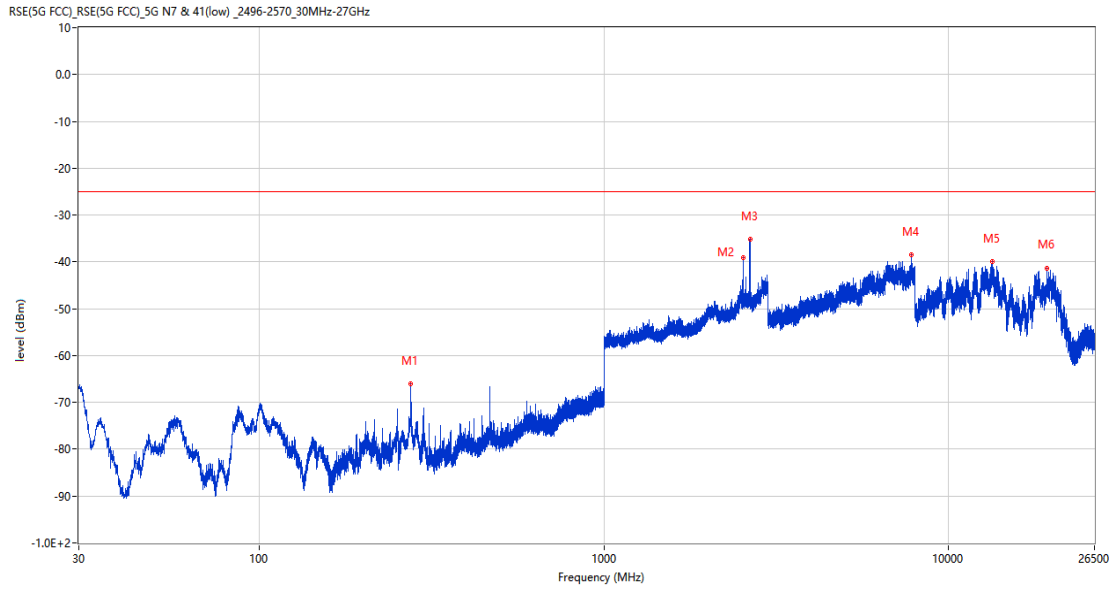
Frequency (MHz)	Result (dBm)	Factor (dB)	PK Limit (dBm)	Over Limit (dB)	Table (o)	ANT	EUT	Verdict
467.082	-69.97	-8.30	-25.0	-44.97	309.00	Horizontal	Horizontal	Pass
2536.700	-38.21	8.16	-25.0	-13.21	287.00	Horizontal	Horizontal	N/A
2658.400	-24.90	8.04	-25.0	0.10	224.00	Horizontal	Horizontal	N/A
6738.250	-39.65	15.09	-25.0	-14.65	80.00	Horizontal	Horizontal	Pass
12530.312	-39.94	14.24	-25.0	-14.94	122.00	Horizontal	Horizontal	Pass
20249.950	-41.96	12.96	-25.0	-16.96	28.00	Horizontal	Horizontal	Pass

RSE-H&V n7 BW15 CH531000



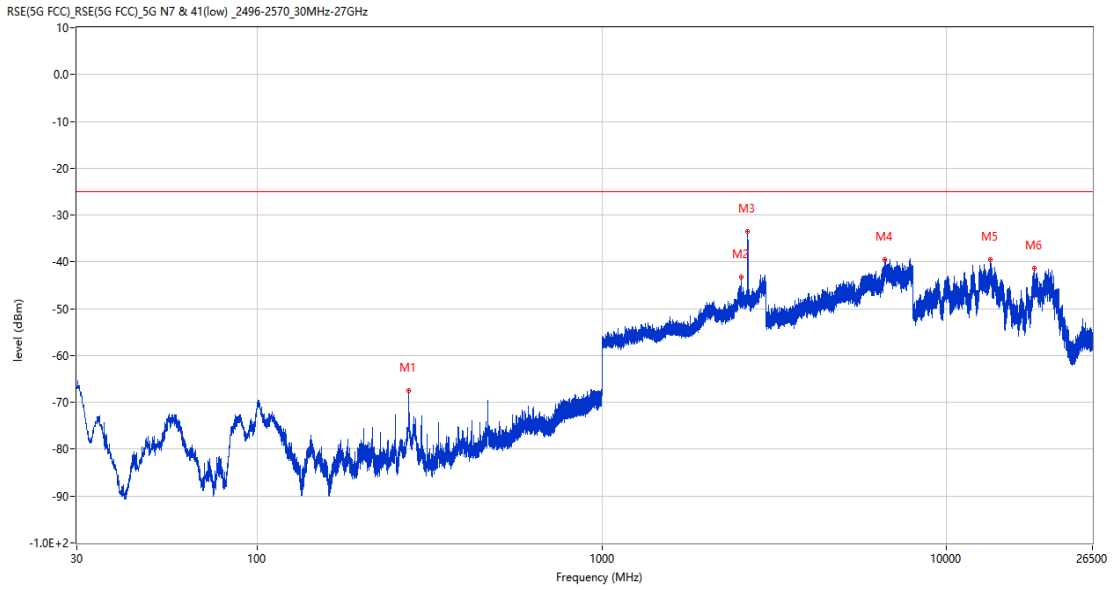
Frequency (MHz)	Result (dBm)	Factor (dB)	PK Limit (dBm)	Over Limit (dB)	Table (o)	ANT	EUT	Verdict
877.683	-67.54	-0.16	-25.0	-42.54	134.00	Horizontal	Vertical	Pass
2537.000	-42.08	8.16	-25.0	-17.08	127.00	Horizontal	Vertical	N/A
2653.200	-23.00	8.38	-25.0	2.00	121.00	Horizontal	Vertical	N/A
7302.250	-39.56	14.38	-25.0	-14.56	186.00	Horizontal	Vertical	Pass
13401.000	-39.90	16.99	-25.0	-14.90	178.00	Horizontal	Vertical	Pass
17917.575	-42.08	13.31	-25.0	-17.08	339.00	Horizontal	Vertical	Pass

RSE-V&V n7 BW15 CH531000



Frequency (MHz)	Result (dBm)	Factor (dB)	PK Limit (dBm)	Over Limit (dB)	Table (o)	ANT	EUT	Verdict
275.750	-66.12	-13.93	-25.0	-41.12	103.00	Vertical	Vertical	Pass
2537.500	-39.18	8.16	-25.0	-14.18	267.00	Vertical	Vertical	N/A
2657.900	-35.21	8.05	-25.0	-10.21	211.00	Vertical	Vertical	N/A
7807.000	-38.56	16.15	-25.0	-13.56	360.00	Vertical	Vertical	Pass
13378.162	-39.82	16.80	-25.0	-14.82	361.00	Vertical	Vertical	Pass
19299.650	-41.44	12.92	-25.0	-16.44	300.00	Vertical	Vertical	Pass

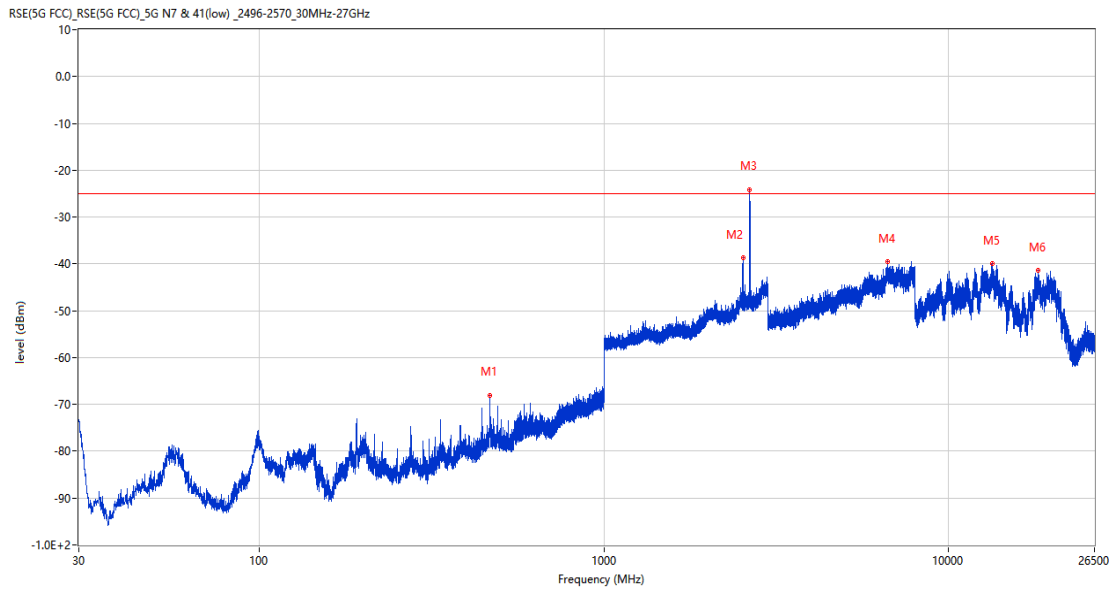
RSE-V&H n7 BW15 CH531000



Frequency (MHz)	Result (dBm)	Factor (dB)	PK Limit (dBm)	Over Limit (dB)	Table (o)	ANT	EUT	Verdict
275.846	-67.51	-13.91	-25.0	-42.51	193.00	Vertical	Horizontal	Pass
2536.700	-43.27	8.16	-25.0	-18.27	0.00	Vertical	Horizontal	N/A
2649.400	-33.60	8.50	-25.0	-8.60	195.00	Vertical	Horizontal	N/A
6633.250	-39.61	14.93	-25.0	-14.61	197.00	Vertical	Horizontal	Pass
13399.687	-39.51	17.01	-25.0	-14.51	-2.00	Vertical	Horizontal	Pass
17952.750	-41.38	14.02	-25.0	-16.38	13.00	Vertical	Horizontal	Pass

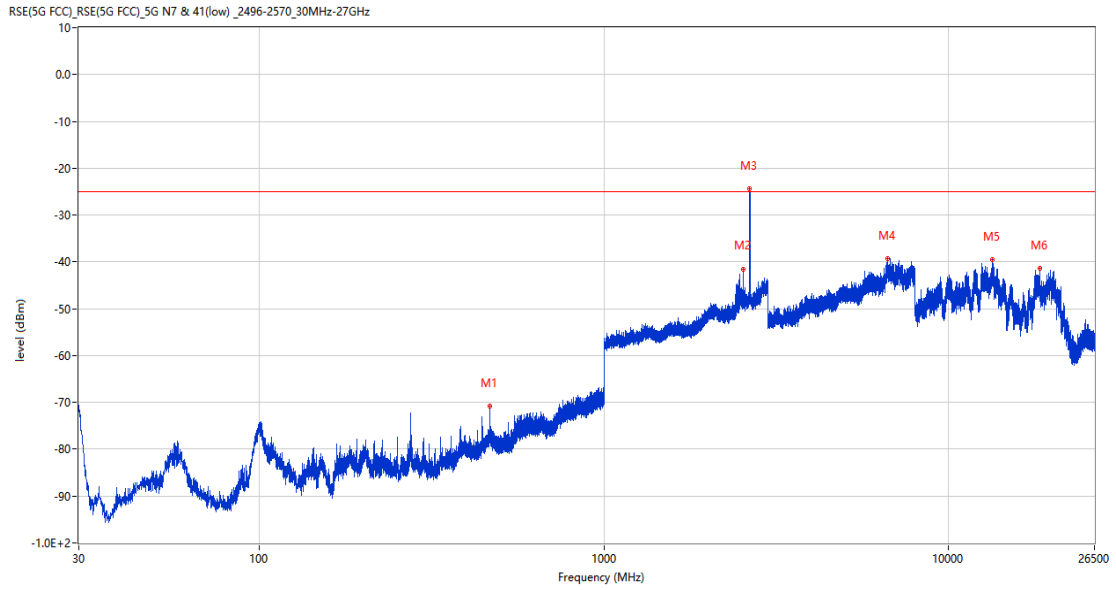
24.6 n7 BW20, PI/2 BPSK, Middle Channel

RSE-H&H n7 BW20 CH531000



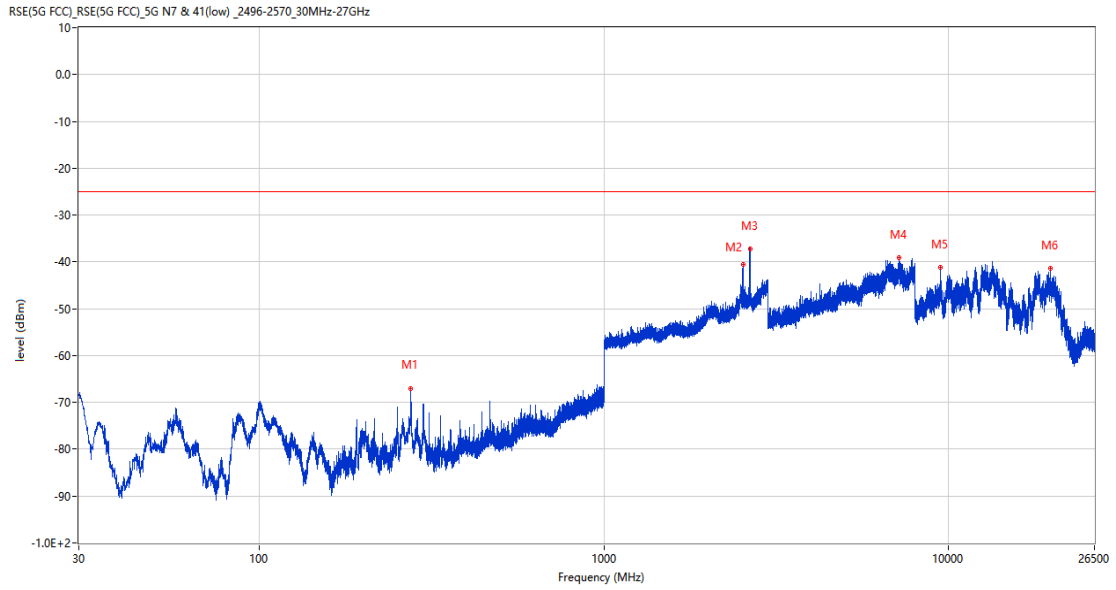
Frequency (MHz)	Result (dBm)	Factor (dB)	PK Limit (dBm)	Over Limit (dB)	Table (o)	ANT	EUT	Verdict
467.470	-68.02	-8.23	-25.0	-43.02	295.00	Horizontal	Horizontal	Pass
2537.400	-38.66	8.16	-25.0	-13.66	323.00	Horizontal	Horizontal	N/A
2648.400	-24.08	8.54	-25.0	0.92	201.00	Horizontal	Horizontal	N/A
6648.000	-39.59	15.12	-25.0	-14.59	339.00	Horizontal	Horizontal	Pass
13399.162	-40.02	17.00	-25.0	-15.02	363.00	Horizontal	Horizontal	Pass
18160.650	-41.31	12.86	-25.0	-16.31	112.00	Horizontal	Horizontal	Pass

RSE-H&V n7 BW20 CH531000



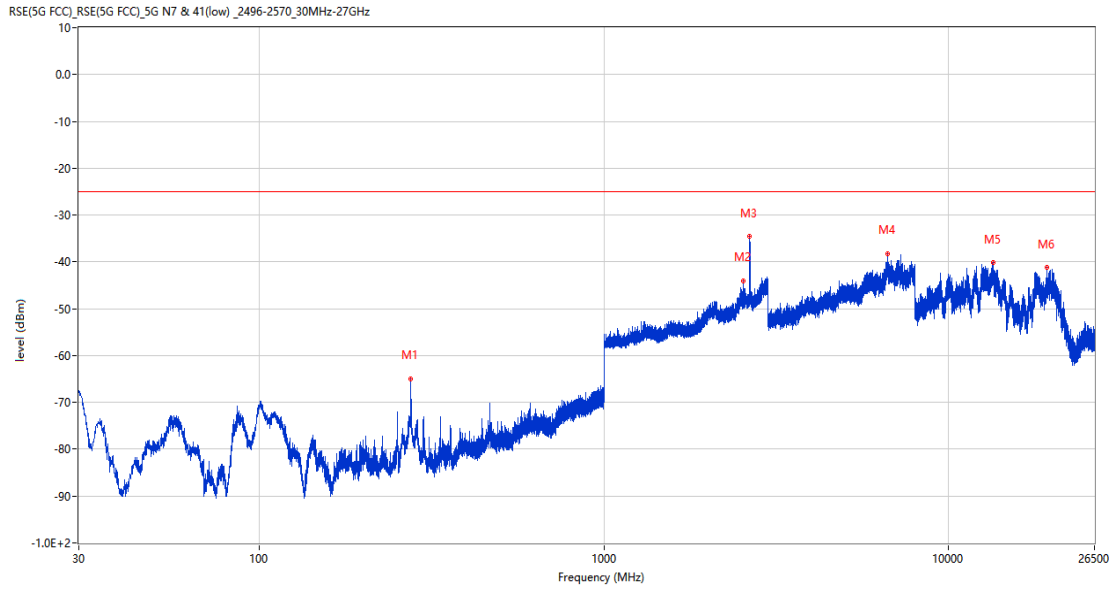
Frequency (MHz)	Result (dBm)	Factor (dB)	PK Limit (dBm)	Over Limit (dB)	Table (o)	ANT	EUT	Verdict
467.616	-70.79	-8.20	-25.0	-45.79	324.00	Horizontal	Vertical	Pass
2537.000	-41.50	8.16	-25.0	-16.50	117.00	Horizontal	Vertical	N/A
2647.500	-24.48	8.49	-25.0	0.52	226.00	Horizontal	Vertical	N/A
6661.000	-39.36	14.74	-25.0	-14.36	355.00	Horizontal	Vertical	Pass
13398.112	-39.43	16.99	-25.0	-14.43	83.00	Horizontal	Vertical	Pass
18412.249	-41.31	12.87	-25.0	-16.31	110.00	Horizontal	Vertical	Pass

RSE-V&V n7 BW20 CH531000



Frequency (MHz)	Result (dBm)	Factor (dB)	PK Limit (dBm)	Over Limit (dB)	Table (o)	ANT	EUT	Verdict
275.604	-66.98	-13.96	-25.0	-41.98	139.00	Vertical	Vertical	Pass
2537.700	-40.46	8.16	-25.0	-15.46	256.00	Vertical	Vertical	N/A
2655.600	-37.33	8.20	-25.0	-12.33	78.00	Vertical	Vertical	N/A
7203.500	-39.01	14.55	-25.0	-14.01	19.00	Vertical	Vertical	Pass
9450.412	-41.16	11.67	-25.0	-16.16	117.00	Vertical	Vertical	Pass
19778.626	-41.45	12.94	-25.0	-16.45	-2.00	Vertical	Vertical	Pass

RSE-V&H n7 BW20 CH531000

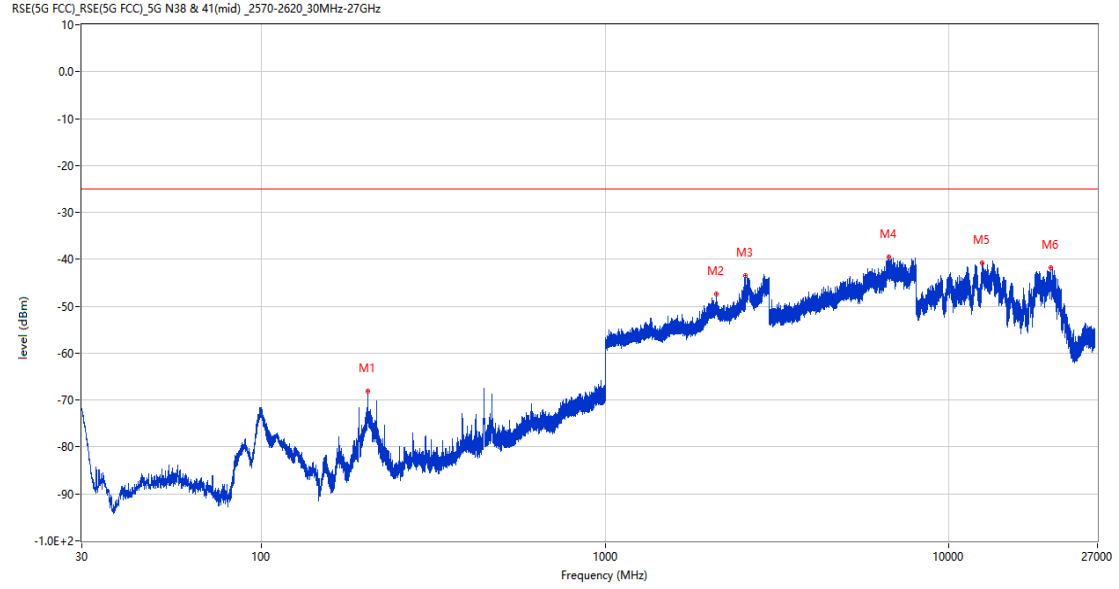


Frequency (MHz)	Result (dBm)	Factor (dB)	PK Limit (dBm)	Over Limit (dB)	Table (o)	ANT	EUT	Verdict
275.701	-64.90	-13.94	-25.0	-39.90	147.00	Vertical	Horizontal	Pass
2537.500	-44.11	8.16	-25.0	-19.11	45.00	Vertical	Horizontal	N/A
2651.400	-34.57	8.53	-25.0	-9.57	58.00	Vertical	Horizontal	N/A
6664.000	-38.34	14.69	-25.0	-13.34	157.00	Vertical	Horizontal	Pass
13489.988	-40.03	15.49	-25.0	-15.03	270.00	Vertical	Horizontal	Pass
19275.426	-41.11	12.92	-25.0	-16.11	112.00	Vertical	Horizontal	Pass

25 n38

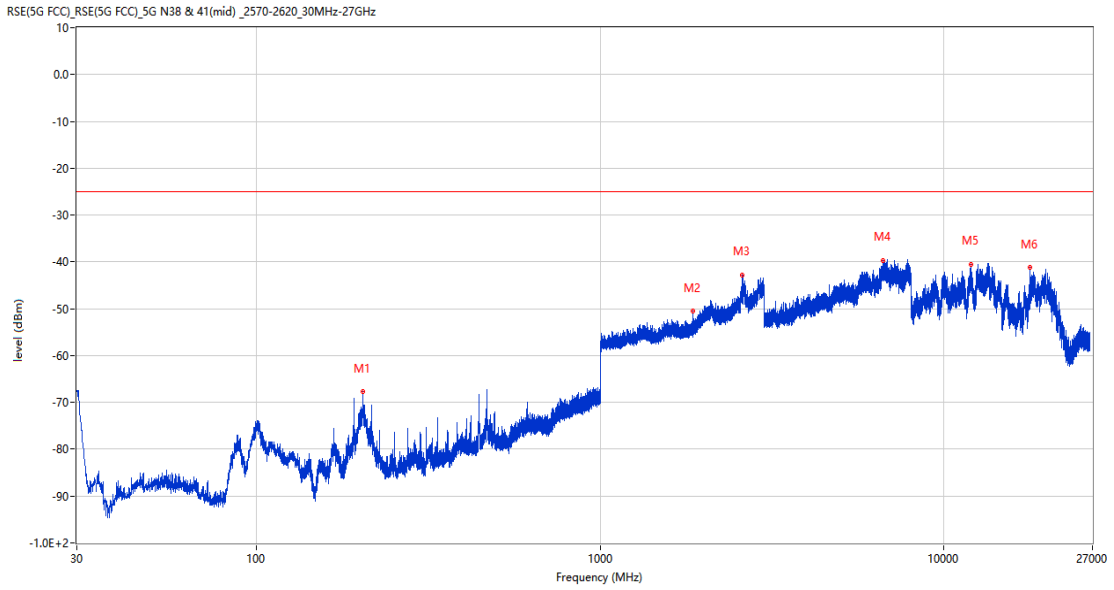
25.1 n38 BW20, QPSK, Middle Channel

RSE-H&H n38 BW20 CH519000



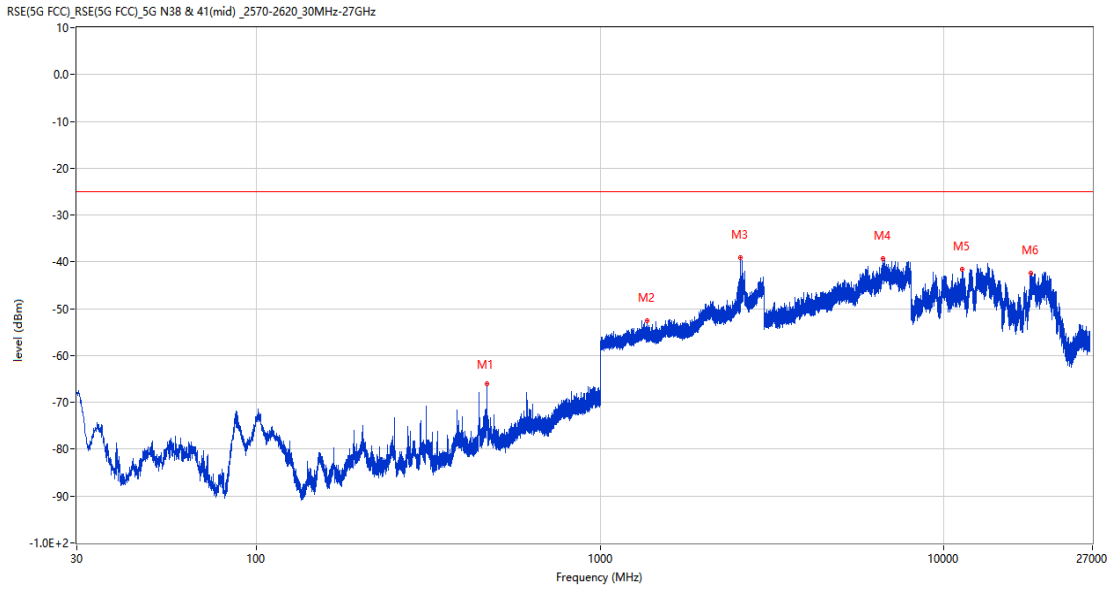
Frequency (MHz)	Result (dBm)	Factor (dB)	PK Limit (dBm)	Over Limit (dB)	Table (o)	ANT	EUT	Verdict
203.872	-68.16	-15.50	-25.0	-43.16	91.00	Horizontal	Horizontal	Pass
2105.700	-47.46	4.67	-25.0	-22.46	51.00	Horizontal	Horizontal	Pass
2556.600	-43.38	7.36	-25.0	-18.38	233.00	Horizontal	Horizontal	N/A
6660.750	-39.43	14.74	-25.0	-14.43	321.00	Horizontal	Horizontal	Pass
12497.537	-40.75	14.70	-25.0	-15.75	88.00	Horizontal	Horizontal	Pass
19727.624	-41.77	12.94	-25.0	-16.77	348.00	Horizontal	Horizontal	Pass

RSE-H&V n38 BW20 CH519000



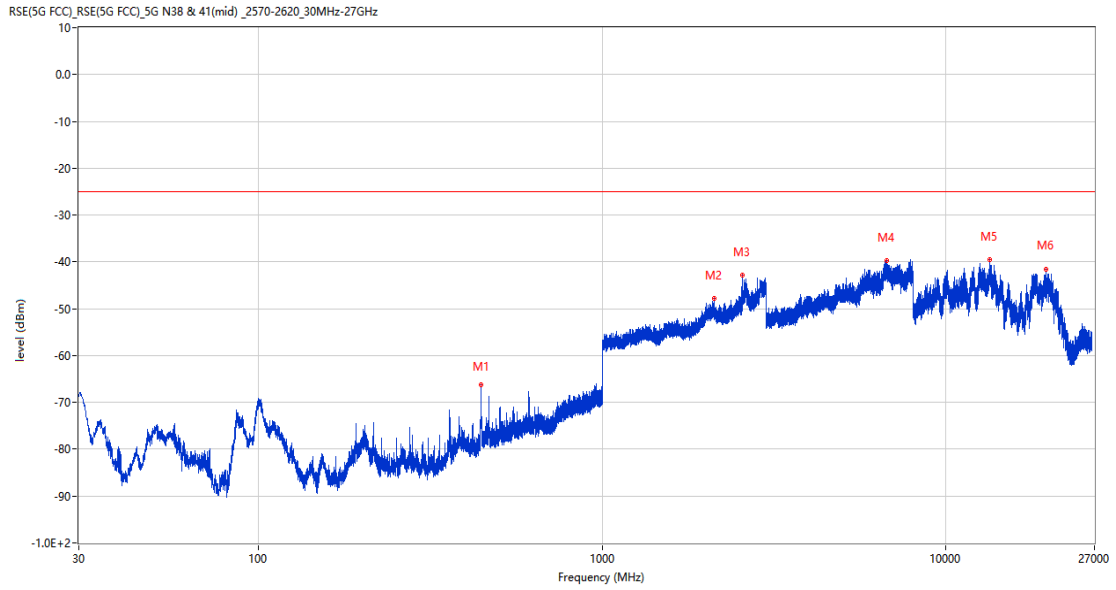
Frequency (MHz)	Result (dBm)	Factor (dB)	PK Limit (dBm)	Over Limit (dB)	Table (o)	ANT	EUT	Verdict
203.872	-67.58	-15.50	-25.0	-42.58	71.00	Horizontal	Vertical	Pass
1853.200	-50.40	0.59	-25.0	-25.40	80.00	Horizontal	Vertical	Pass
2581.800	-42.92	9.32	-25.0	-17.92	362.00	Horizontal	Vertical	N/A
6645.000	-39.63	15.13	-25.0	-14.63	0.00	Horizontal	Vertical	Pass
12000.687	-40.63	13.80	-25.0	-15.63	57.00	Horizontal	Vertical	Pass
17804.175	-41.23	13.09	-25.0	-16.23	23.00	Horizontal	Vertical	Pass

RSE-V&V n38 BW20 CH519000



Frequency (MHz)	Result (dBm)	Factor (dB)	PK Limit (dBm)	Over Limit (dB)	Table (o)	ANT	EUT	Verdict
467.761	-66.01	-8.22	-25.0	-41.01	199.00	Vertical	Vertical	Pass
1370.900	-52.64	-0.60	-25.0	-27.64	0.00	Vertical	Vertical	Pass
2554.600	-39.18	7.24	-25.0	-14.18	353.00	Vertical	Vertical	N/A
6639.250	-39.34	15.07	-25.0	-14.34	214.00	Vertical	Vertical	Pass
11310.513	-41.62	13.20	-25.0	-16.62	280.00	Vertical	Vertical	Pass
17886.075	-42.40	12.60	-25.0	-17.40	344.00	Vertical	Vertical	Pass

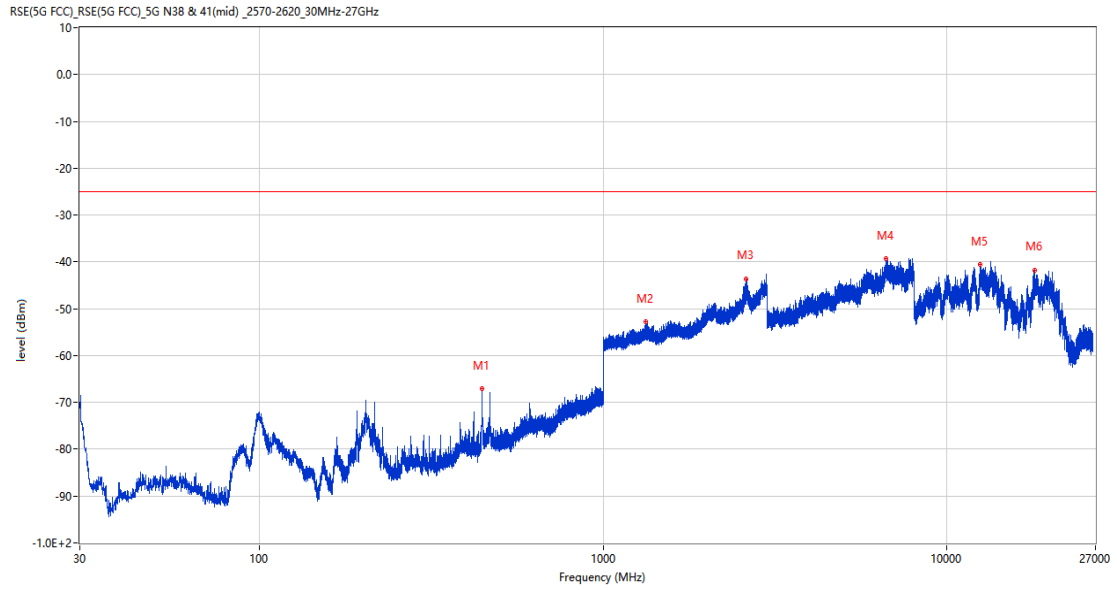
RSE-V&H n38 BW20 CH519000



Frequency (MHz)	Result (dBm)	Factor (dB)	PK Limit (dBm)	Over Limit (dB)	Table (o)	ANT	EUT	Verdict
443.705	-66.23	-9.56	-25.0	-41.23	171.00	Vertical	Horizontal	Pass
2112.900	-47.90	4.88	-25.0	-22.90	299.00	Vertical	Horizontal	Pass
2550.000	-42.86	6.74	-25.0	-17.86	108.00	Vertical	Horizontal	N/A
6720.750	-39.74	15.71	-25.0	-14.74	36.00	Vertical	Horizontal	Pass
13411.763	-39.56	16.75	-25.0	-14.56	204.00	Vertical	Horizontal	Pass
19492.176	-41.65	12.93	-25.0	-16.65	174.00	Vertical	Horizontal	Pass

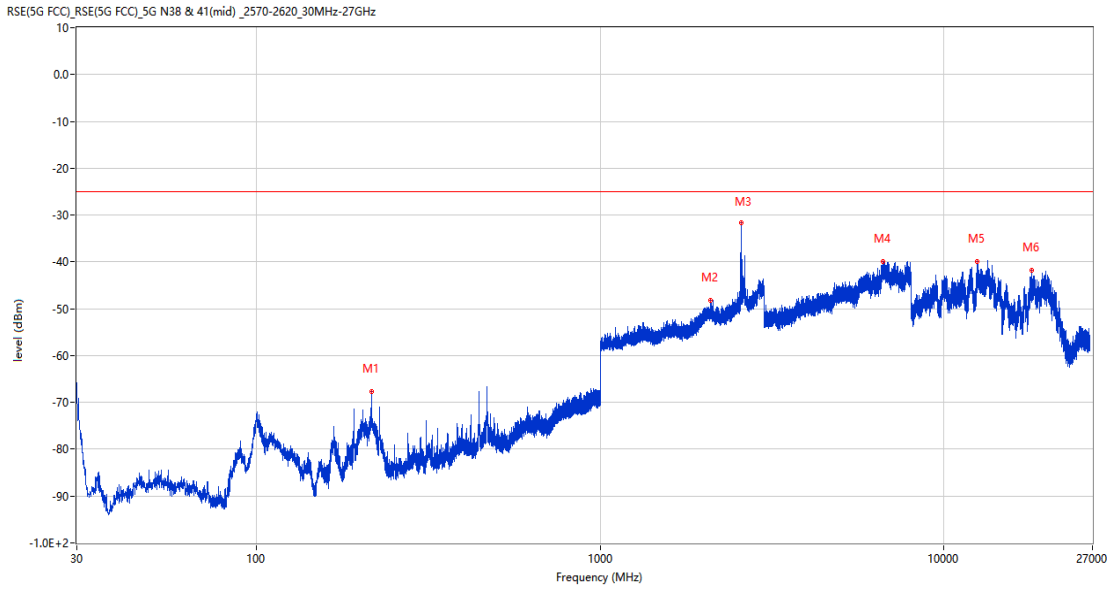
25.2 n38 BW30, QPSK, Middle Channel

RSE-H&H n38 BW30 CH519000



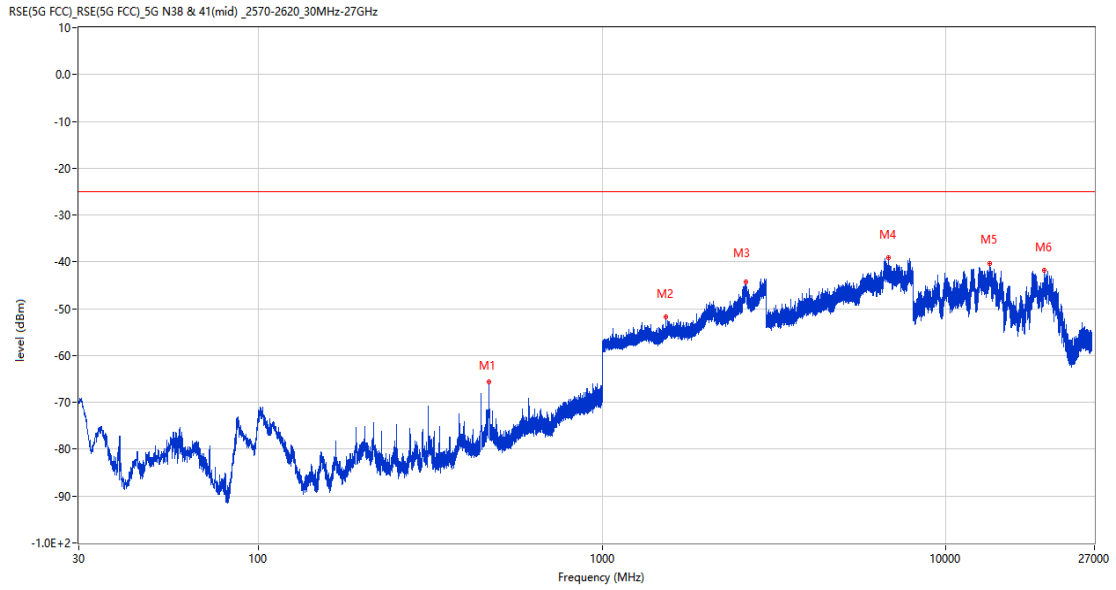
Frequency (MHz)	Result (dBm)	Factor (dB)	PK Limit (dBm)	Over Limit (dB)	Table (o)	ANT	EUT	Verdict
443.899	-67.01	-9.55	-25.0	-42.01	51.00	Horizontal	Horizontal	Pass
1325.600	-52.73	-0.41	-25.0	-27.73	337.00	Horizontal	Horizontal	Pass
2600.300	-43.65	9.76	-25.0	-18.65	308.00	Horizontal	Horizontal	N/A
6639.500	-39.27	15.08	-25.0	-14.27	299.00	Horizontal	Horizontal	Pass
12498.725	-40.63	14.71	-25.0	-15.63	360.00	Horizontal	Horizontal	Pass
17951.699	-41.76	14.05	-25.0	-16.76	104.00	Horizontal	Horizontal	Pass

RSE-H&V n38 BW30 CH519000



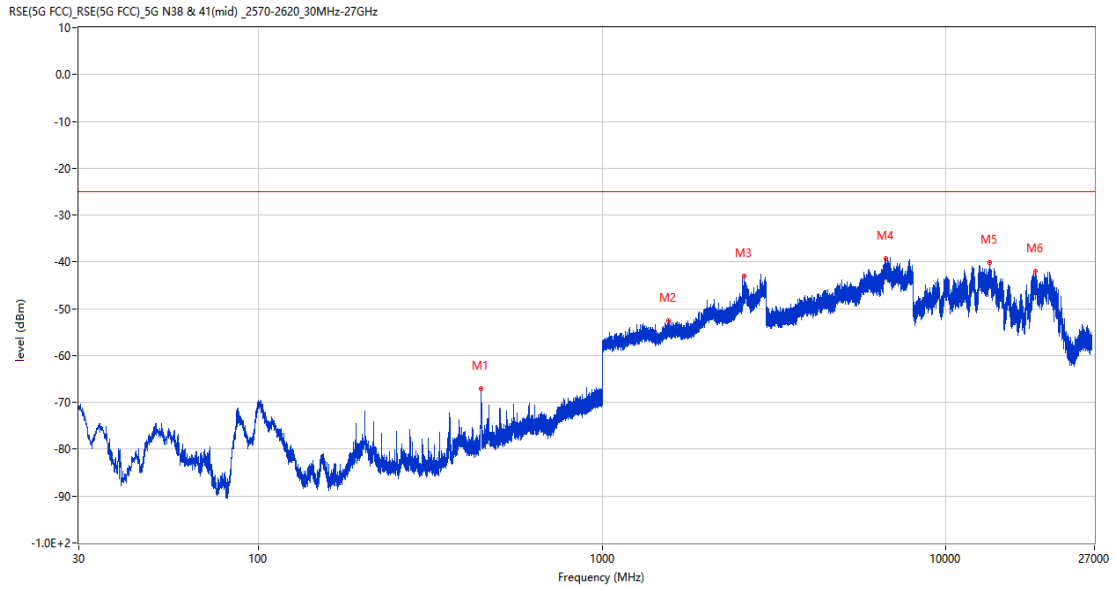
Frequency (MHz)	Result (dBm)	Factor (dB)	PK Limit (dBm)	Over Limit (dB)	Table (o)	ANT	EUT	Verdict
215.852	-67.78	-16.54	-25.0	-42.78	65.00	Horizontal	Vertical	Pass
2090.300	-48.16	4.35	-25.0	-23.16	339.00	Horizontal	Vertical	Pass
2563.000	-31.61	8.87	-25.0	-6.61	320.00	Horizontal	Vertical	N/A
6635.000	-40.01	14.97	-25.0	-15.01	288.00	Horizontal	Vertical	Pass
12481.863	-39.85	14.56	-25.0	-14.85	57.00	Horizontal	Vertical	Pass
17933.324	-41.86	13.69	-25.0	-16.86	246.00	Horizontal	Vertical	Pass

RSE-V&V n38 BW30 CH519000



Frequency (MHz)	Result (dBm)	Factor (dB)	PK Limit (dBm)	Over Limit (dB)	Table (o)	ANT	EUT	Verdict
467.712	-65.54	-8.22	-25.0	-40.54	193.00	Vertical	Vertical	Pass
1530.400	-51.79	-0.18	-25.0	-26.79	43.00	Vertical	Vertical	Pass
2610.700	-44.32	9.90	-25.0	-19.32	62.00	Vertical	Vertical	N/A
6794.000	-39.14	14.37	-25.0	-14.14	362.00	Vertical	Vertical	Pass
13389.712	-40.27	16.91	-25.0	-15.27	-3.00	Vertical	Vertical	Pass
19288.177	-41.82	12.92	-25.0	-16.82	346.00	Vertical	Vertical	Pass

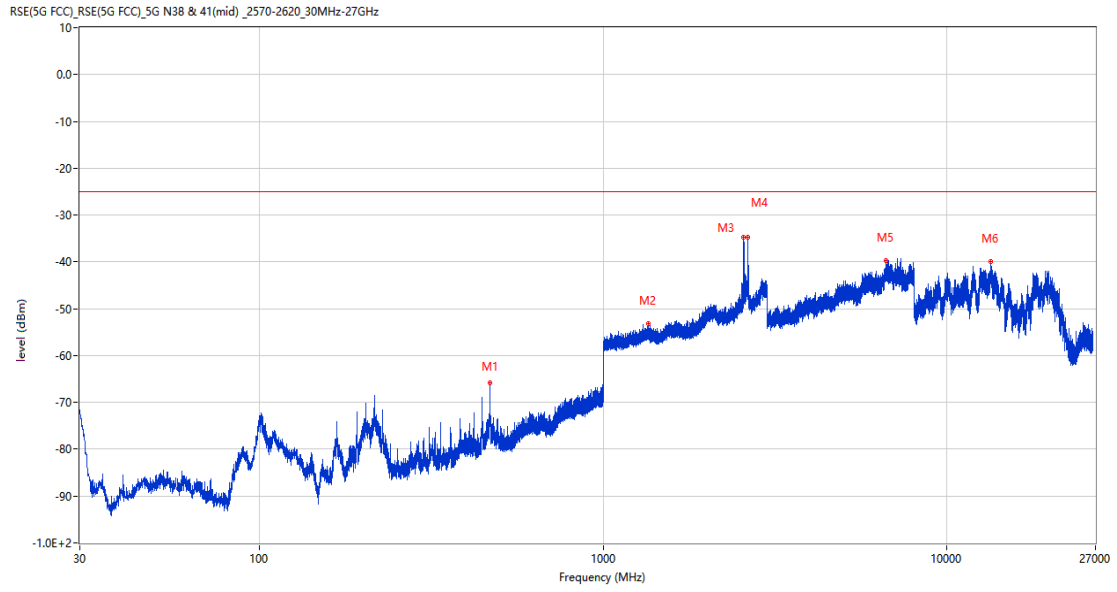
RSE-V&H n38 BW30 CH519000



Frequency (MHz)	Result (dBm)	Factor (dB)	PK Limit (dBm)	Over Limit (dB)	Table (o)	ANT	EUT	Verdict
443.754	-67.02	-9.55	-25.0	-42.02	138.00	Vertical	Horizontal	Pass
1559.700	-52.62	0.34	-25.0	-27.62	70.00	Vertical	Horizontal	Pass
2591.600	-42.97	9.55	-25.0	-17.97	276.00	Vertical	Horizontal	N/A
6677.500	-39.31	14.53	-25.0	-14.31	354.00	Vertical	Horizontal	Pass
13386.825	-40.14	16.89	-25.0	-15.14	13.00	Vertical	Horizontal	Pass
18174.251	-42.10	12.86	-25.0	-17.10	-2.00	Vertical	Horizontal	Pass

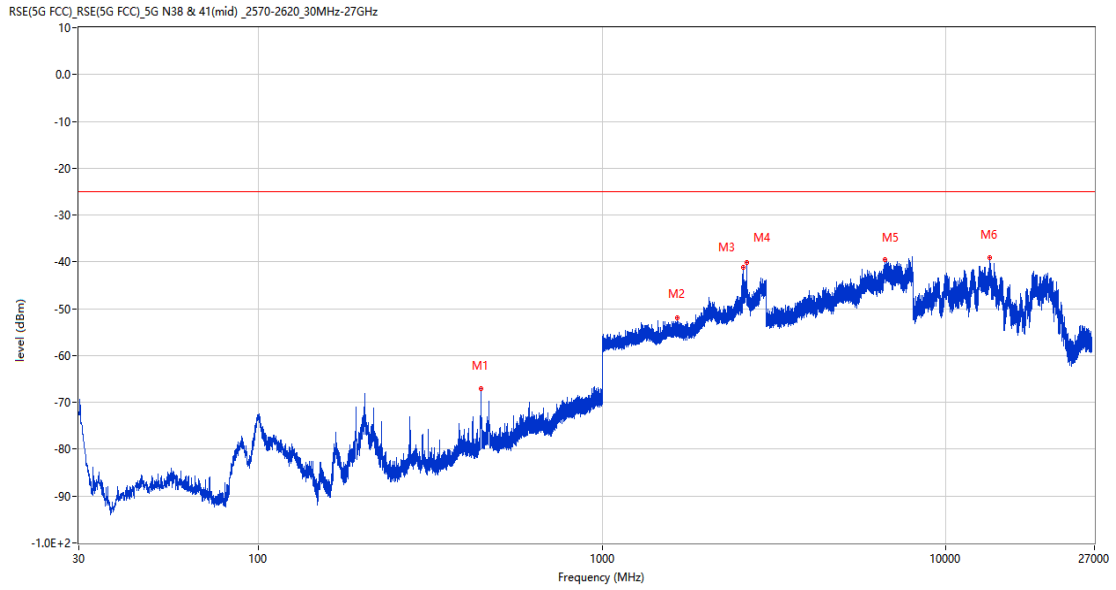
25.3 n38 BW40, QPSK, Middle Channel

RSE-H&H n38 BW40 CH519000



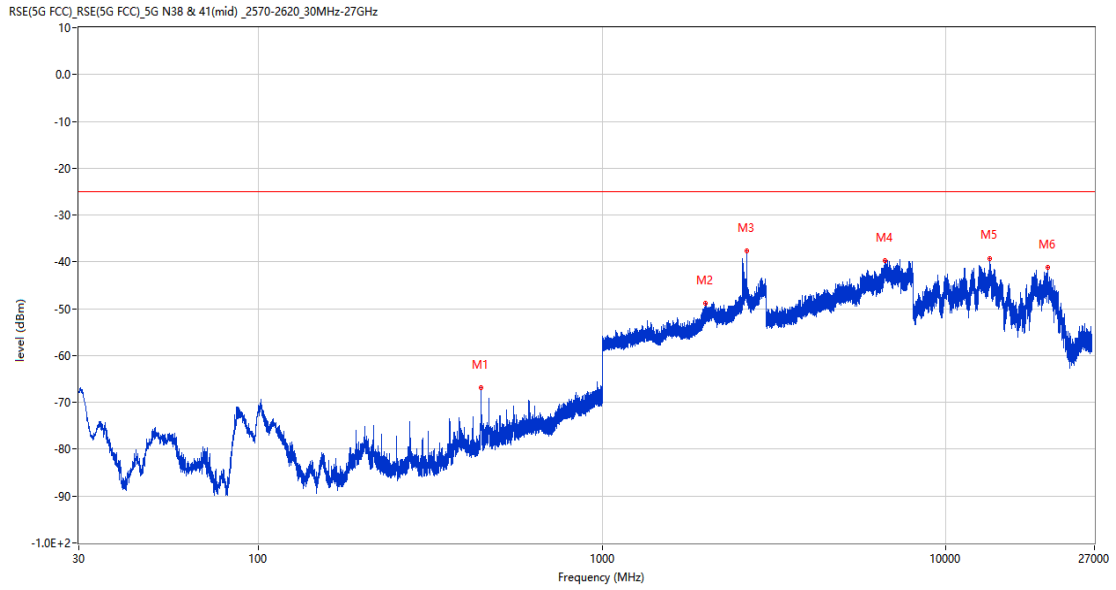
Frequency (MHz)	Result (dBm)	Factor (dB)	PK Limit (dBm)	Over Limit (dB)	Table (o)	ANT	EUT	Verdict
467.664	-65.91	-8.21	-25.0	-40.91	102.00	Horizontal	Horizontal	Pass
1352.600	-53.28	-0.27	-25.0	-28.28	241.00	Horizontal	Horizontal	Pass
2560.000	-34.81	8.60	-25.0	-9.81	347.00	Horizontal	Horizontal	N/A
2625.900	-34.84	9.91	-25.0	-9.84	15.00	Horizontal	Horizontal	N/A
6638.500	-39.71	14.98	-25.0	-14.71	299.00	Horizontal	Horizontal	Pass
13394.175	-39.82	16.96	-25.0	-14.82	130.00	Horizontal	Horizontal	Pass

RSE-H&V n38 BW40 CH519000



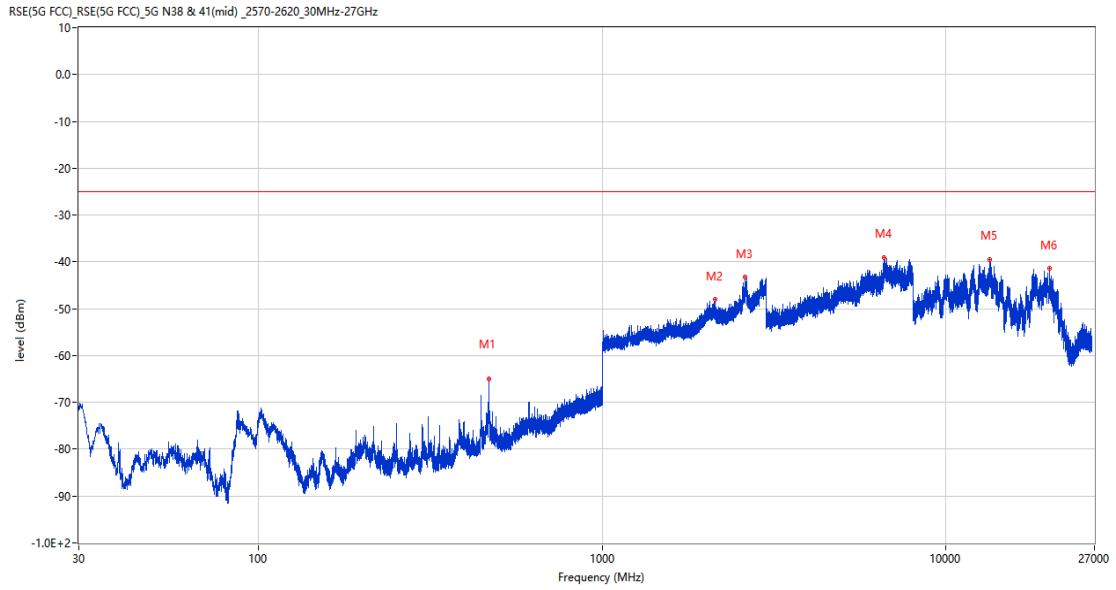
Frequency (MHz)	Result (dBm)	Factor (dB)	PK Limit (dBm)	Over Limit (dB)	Table (o)	ANT	EUT	Verdict
443.511	-67.03	-9.58	-25.0	-42.03	37.00	Horizontal	Vertical	Pass
1651.900	-52.00	0.38	-25.0	-27.00	40.00	Horizontal	Vertical	Pass
2562.900	-41.25	8.87	-25.0	-16.25	145.00	Horizontal	Vertical	N/A
2628.700	-40.14	8.52	-25.0	-15.14	136.00	Horizontal	Vertical	N/A
6645.250	-39.61	15.15	-25.0	-14.61	145.00	Horizontal	Vertical	Pass
13409.138	-39.19	16.81	-25.0	-14.19	274.00	Horizontal	Vertical	Pass

RSE-V&V n38 BW40 CH519000



Frequency (MHz)	Result (dBm)	Factor (dB)	PK Limit (dBm)	Over Limit (dB)	Table (o)	ANT	EUT	Verdict
443.462	-66.87	-9.58	-25.0	-41.87	174.00	Vertical	Vertical	Pass
2000.400	-48.88	3.61	-25.0	-23.88	223.00	Vertical	Vertical	Pass
2626.400	-37.72	9.35	-25.0	-12.72	284.00	Vertical	Vertical	N/A
6650.500	-39.66	15.10	-25.0	-14.66	352.00	Vertical	Vertical	Pass
13393.388	-39.37	16.95	-25.0	-14.37	86.00	Vertical	Vertical	Pass
19738.249	-41.19	12.94	-25.0	-16.19	87.00	Vertical	Vertical	Pass

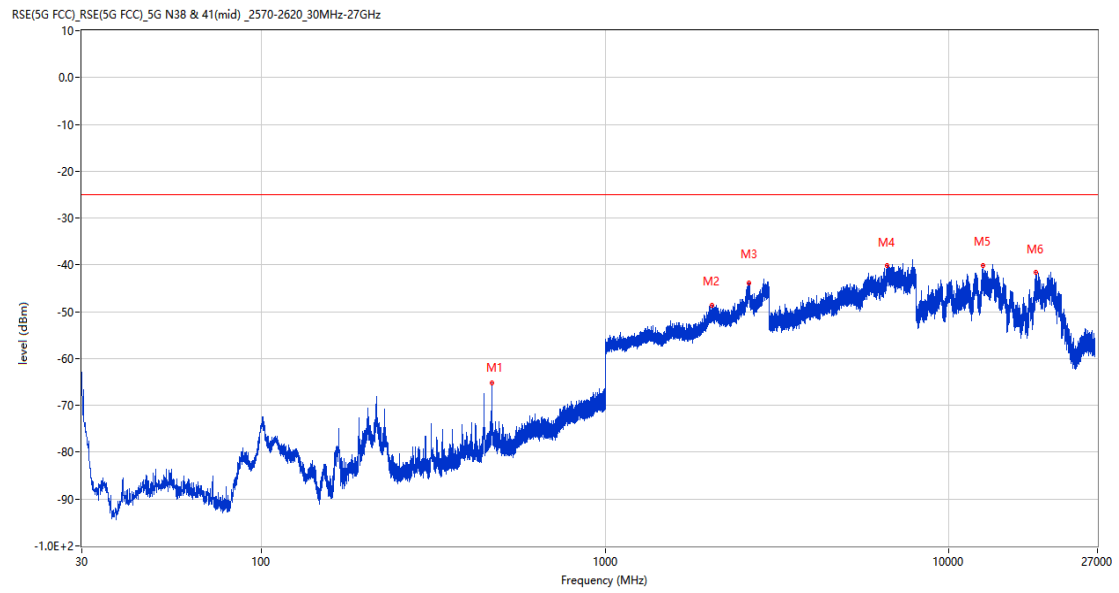
RSE-V&H n38 BW40 CH519000



Frequency (MHz)	Result (dBm)	Factor (dB)	PK Limit (dBm)	Over Limit (dB)	Table (o)	ANT	EUT	Verdict
467.712	-65.09	-8.22	-25.0	-40.09	191.00	Vertical	Horizontal	Pass
2126.100	-48.09	4.29	-25.0	-23.09	233.00	Vertical	Horizontal	Pass
2598.400	-43.27	9.72	-25.0	-18.27	319.00	Vertical	Horizontal	N/A
6605.250	-39.15	14.39	-25.0	-14.15	137.00	Vertical	Horizontal	Pass
13381.049	-39.43	16.83	-25.0	-14.43	179.00	Vertical	Horizontal	Pass
20043.401	-41.39	12.95	-25.0	-16.39	-1.00	Vertical	Horizontal	Pass

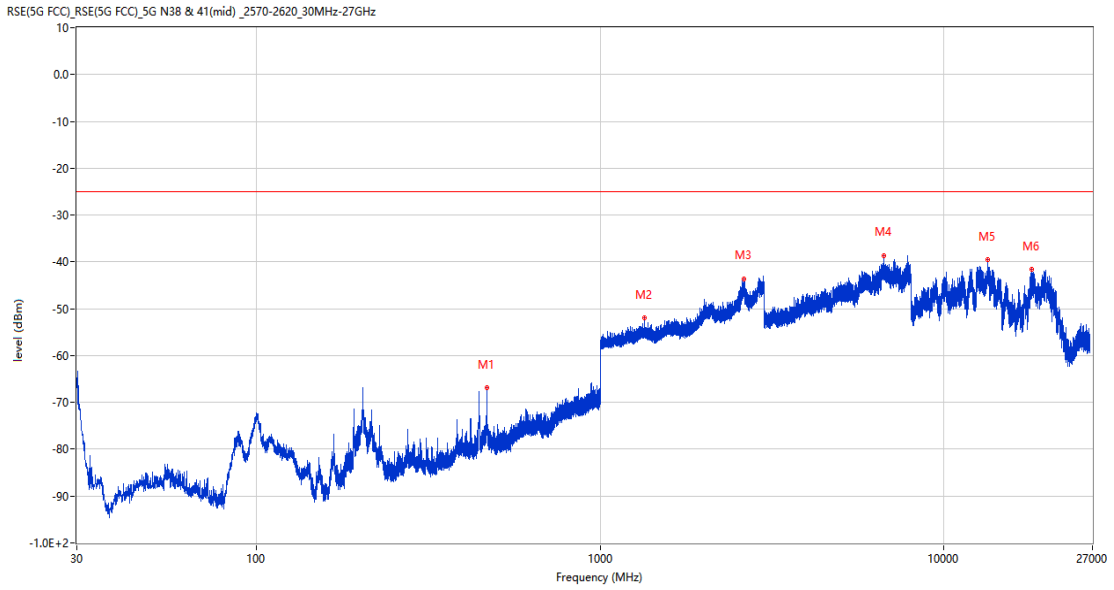
25.4 n38 BW20, PI/2 BPSK, Middle Channel

RSE-H&H n38 BW20 CH519000



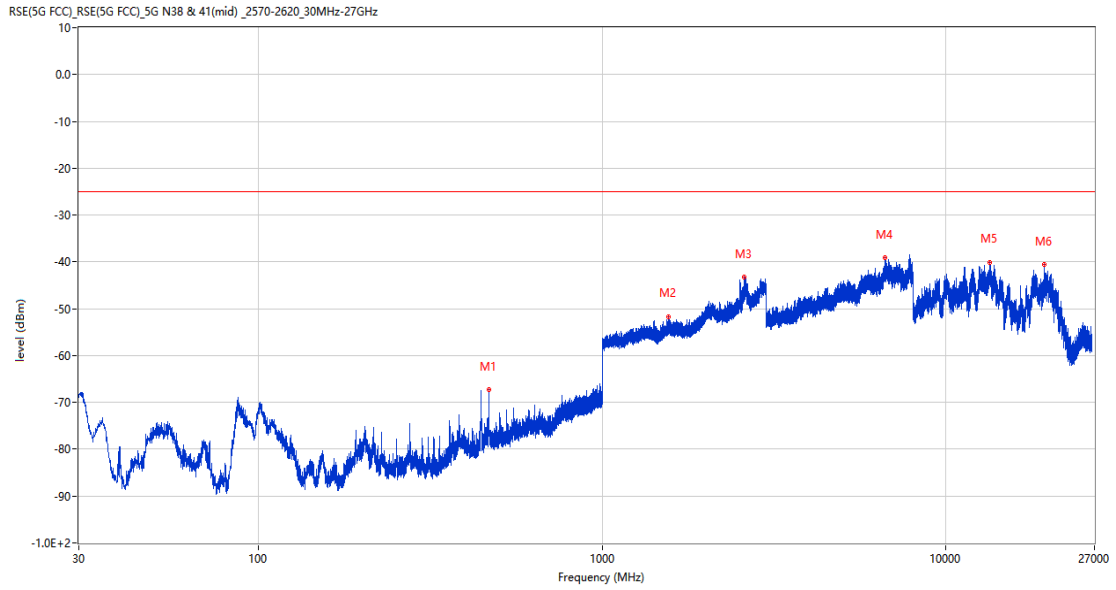
Frequency (MHz)	Result (dBm)	Factor (dB)	PK Limit (dBm)	Over Limit (dB)	Table (o)	ANT	EUT	Verdict
467.518	-65.23	-8.22	-25.0	-40.23	81.00	Horizontal	Horizontal	Pass
2045.500	-48.54	3.75	-25.0	-23.54	177.00	Horizontal	Horizontal	Pass
2612.700	-43.88	9.93	-25.0	-18.88	102.00	Horizontal	Horizontal	N/A
6582.250	-40.21	14.28	-25.0	-15.21	352.00	Horizontal	Horizontal	Pass
12540.287	-40.19	14.08	-25.0	-15.19	0.00	Horizontal	Horizontal	Pass
17920.463	-41.65	13.38	-25.0	-16.65	83.00	Horizontal	Horizontal	Pass

RSE-H&V n38 BW20 CH519000



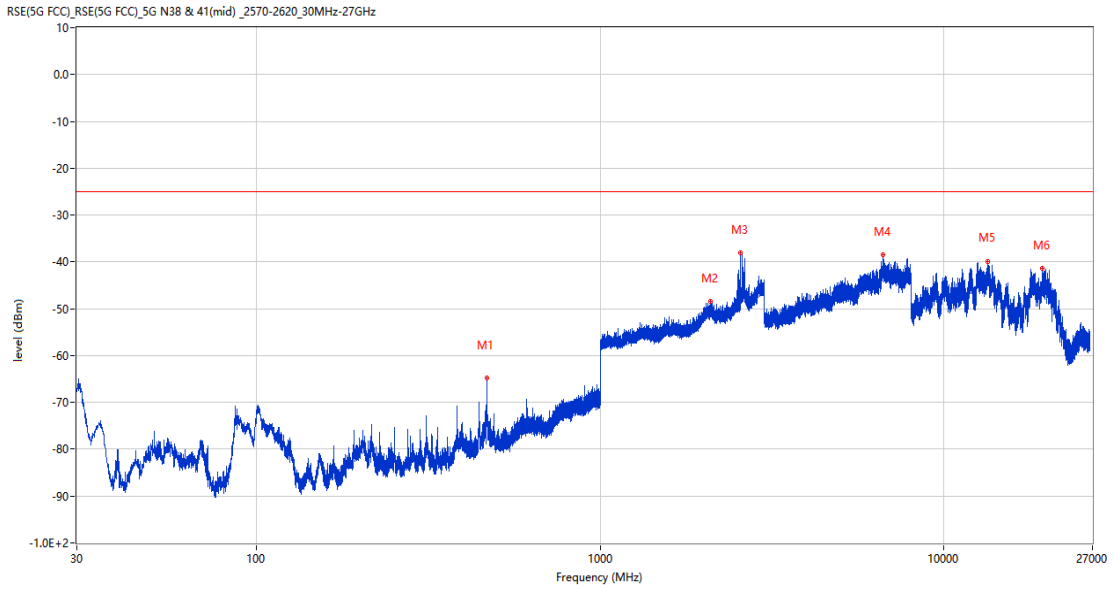
Frequency (MHz)	Result (dBm)	Factor (dB)	PK Limit (dBm)	Over Limit (dB)	Table (o)	ANT	EUT	Verdict
467.470	-66.81	-8.23	-25.0	-41.81	87.00	Horizontal	Vertical	Pass
1343.300	-51.90	-0.41	-25.0	-26.90	186.00	Horizontal	Vertical	Pass
2619.800	-43.56	10.03	-25.0	-18.56	94.00	Horizontal	Vertical	N/A
6669.000	-38.70	14.66	-25.0	-13.70	360.00	Horizontal	Vertical	Pass
13396.275	-39.44	16.97	-25.0	-14.44	344.00	Horizontal	Vertical	Pass
17928.073	-41.54	13.56	-25.0	-16.54	203.00	Horizontal	Vertical	Pass

RSE-V&V n38 BW20 CH519000



Frequency (MHz)	Result (dBm)	Factor (dB)	PK Limit (dBm)	Over Limit (dB)	Table (o)	ANT	EUT	Verdict
467.373	-67.18	-8.24	-25.0	-42.18	164.00	Vertical	Vertical	Pass
1553.600	-51.63	0.32	-25.0	-26.63	245.00	Vertical	Vertical	Pass
2591.500	-43.15	9.55	-25.0	-18.15	239.00	Vertical	Vertical	N/A
6642.750	-39.16	15.15	-25.0	-14.16	264.00	Vertical	Vertical	Pass
13381.838	-40.16	16.84	-25.0	-15.16	361.00	Vertical	Vertical	Pass
19277.126	-40.49	12.92	-25.0	-15.49	-1.00	Vertical	Vertical	Pass

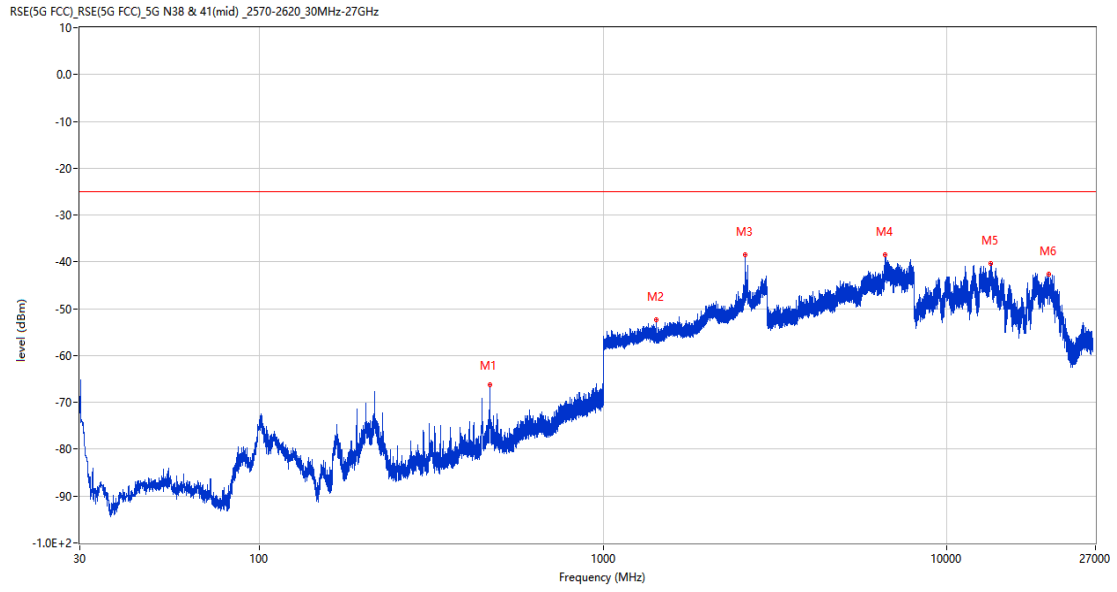
RSE-V&H n38 BW20 CH519000



Frequency (MHz)	Result (dBm)	Factor (dB)	PK Limit (dBm)	Over Limit (dB)	Table (o)	ANT	EUT	Verdict
467.179	-64.77	-8.28	-25.0	-39.77	201.00	Vertical	Horizontal	Pass
2095.400	-48.49	4.46		-23.49	303.00	Vertical	Horizontal	Pass
2557.600	-38.11	7.88	-25.0	-13.11	315.00	Vertical	Horizontal	N/A
6640.750	-38.48	15.00	-25.0	-13.48	0.00	Vertical	Horizontal	Pass
13402.838	-39.96	16.95	-25.0	-14.96	-3.00	Vertical	Horizontal	Pass
19306.875	-41.42	12.92	-25.0	-16.42	159.00	Vertical	Horizontal	Pass

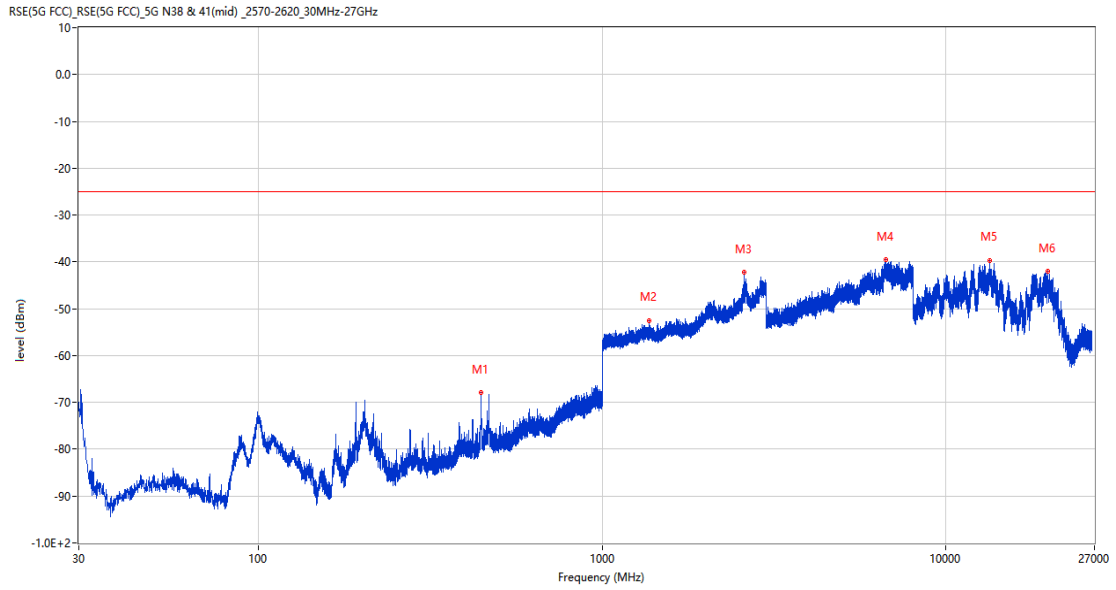
25.5 n38 BW30, PI/2 BPSK, Middle Channel

RSE-H&H n38 BW30 CH519000



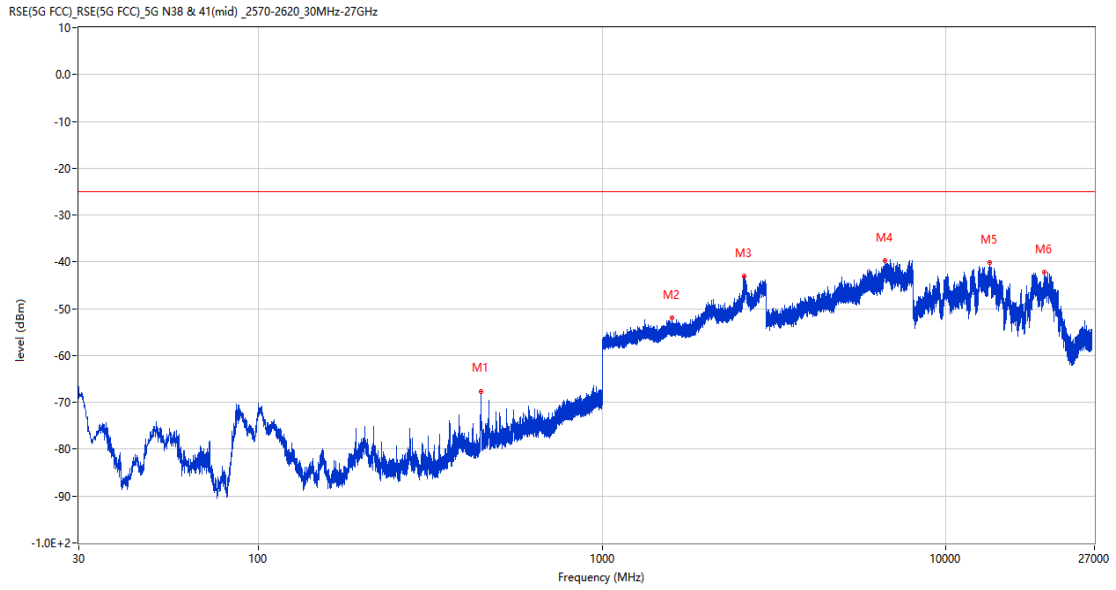
Frequency (MHz)	Result (dBm)	Factor (dB)	PK Limit (dBm)	Over Limit (dB)	Table (o)	ANT	EUT	Verdict
215.755	-67.77	-16.56	-25.0	-42.77	76.00	Horizontal	Horizontal	Pass
1426.700	-52.45	-1.08	-25.0	-27.45	51.00	Horizontal	Horizontal	Pass
2581.900	-38.56	9.32	-25.0	-13.56	113.00	Horizontal	Horizontal	N/A
6615.750	-38.47	14.50	-25.0	-13.47	0.00	Horizontal	Horizontal	Pass
11957.224	-40.79	13.98	-25.0	-15.79	79.00	Horizontal	Horizontal	Pass
18051.000	-42.42	12.85	-25.0	-17.42	87.00	Horizontal	Horizontal	Pass

RSE-H&V n38 BW30 CH519000



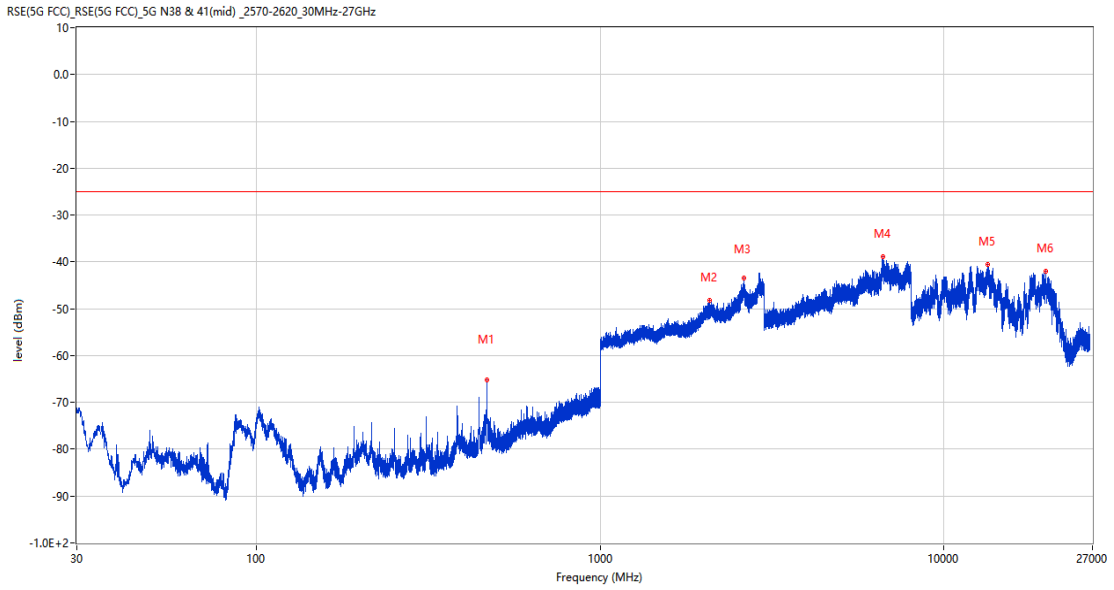
Frequency (MHz)	Result (dBm)	Factor (dB)	PK Limit (dBm)	Over Limit (dB)	Table (o)	ANT	EUT	Verdict
443.511	-67.87	-9.58	-25.0	-42.87	49.00	Horizontal	Vertical	Pass
2111.600	-48.21	4.76	-25.0	-23.21	278.00	Horizontal	Vertical	Pass
2591.200	-42.28	9.54	-25.0	-17.28	96.00	Horizontal	Vertical	N/A
6661.500	-39.52	14.76	-25.0	-14.52	172.00	Horizontal	Vertical	Pass
13393.912	-39.75	16.95	-25.0	-14.75	109.00	Horizontal	Vertical	Pass
19765.025	-41.94	12.94	-25.0	-16.94	356.00	Horizontal	Vertical	Pass

RSE-V&V n38 BW30 CH519000



Frequency (MHz)	Result (dBm)	Factor (dB)	PK Limit (dBm)	Over Limit (dB)	Table (o)	ANT	EUT	Verdict
443.608	-67.79	-9.57	-25.0	-42.79	186.00	Vertical	Vertical	Pass
1590.300	-52.04	0.18	-25.0	-27.04	32.00	Vertical	Vertical	Pass
2582.000	-43.08	9.32	-25.0	-18.08	295.00	Vertical	Vertical	N/A
6631.750	-39.71	14.87	-25.0	-14.71	109.00	Vertical	Vertical	Pass
13394.962	-40.14	16.96	-25.0	-15.14	252.00	Vertical	Vertical	Pass
19291.150	-42.11	12.92	-25.0	-17.11	231.00	Vertical	Vertical	Pass

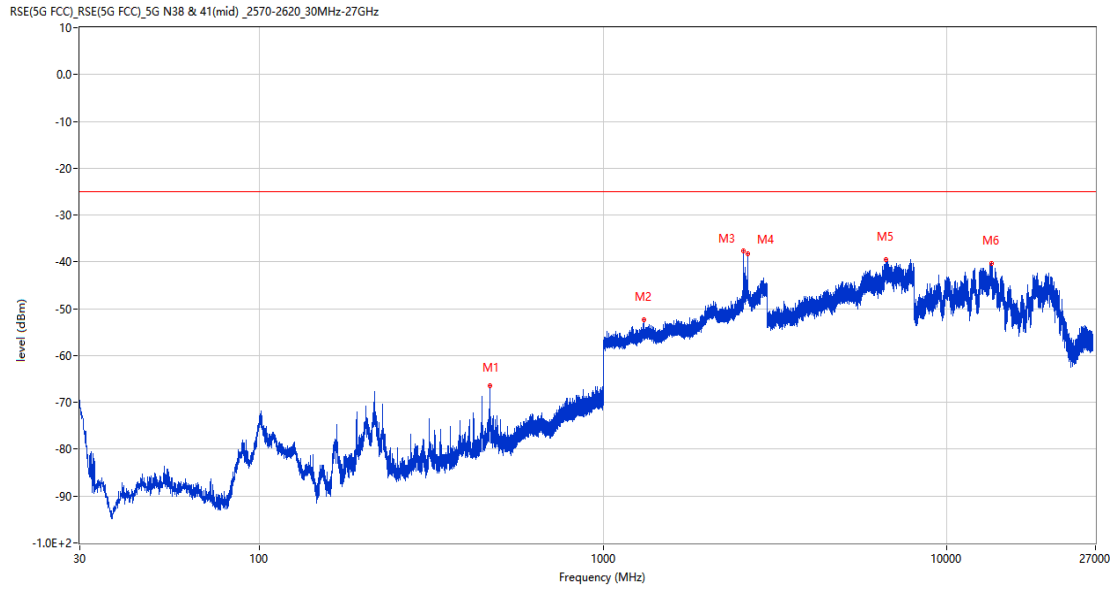
RSE-V&H n38 BW30 CH519000



Frequency (MHz)	Result (dBm)	Factor (dB)	PK Limit (dBm)	Over Limit (dB)	Table (o)	ANT	EUT	Verdict
467.664	-65.17	-8.21	-25.0	-40.17	231.00	Vertical	Horizontal	Pass
1571.600	-52.24	0.56	-25.0	-27.24	26.00	Vertical	Horizontal	Pass
2611.700	-43.52	9.92	-25.0	-18.52	358.00	Vertical	Horizontal	N/A
6634.750	-38.99	14.92	-25.0	-13.99	53.00	Vertical	Horizontal	Pass
13402.050	-40.44	16.96	-25.0	-15.44	206.00	Vertical	Horizontal	Pass
19793.500	-41.90	12.94	-25.0	-16.90	62.00	Vertical	Horizontal	Pass

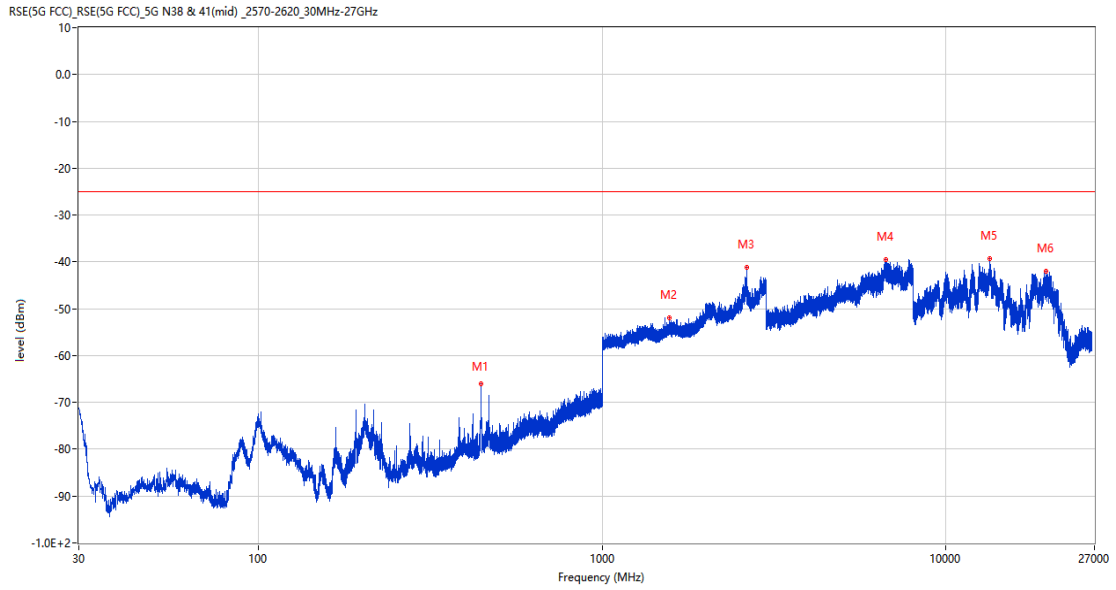
25.6 n38 BW40, PI/2 BPSK, Middle Channel

RSE-H&H n38 BW40 CH519000



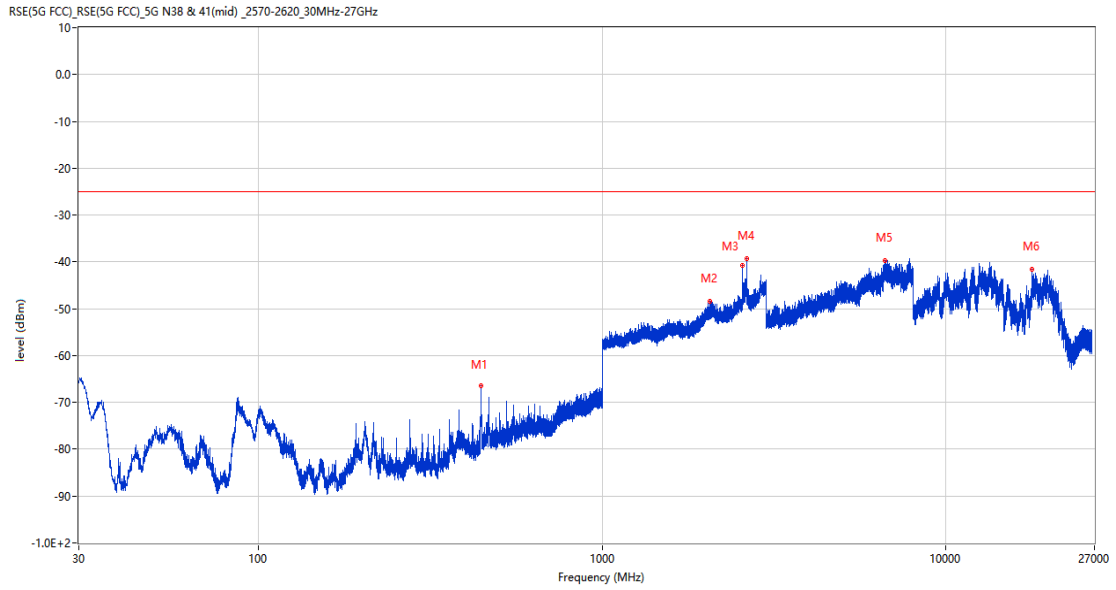
Frequency (MHz)	Result (dBm)	Factor (dB)	PK Limit (dBm)	Over Limit (dB)	Table (o)	ANT	EUT	Verdict
215.706	-67.78	-16.57	-25.0	-42.78	76.00	Horizontal	Horizontal	Pass
1315.100	-52.35	-0.32	-25.0	-27.35	1.00	Horizontal	Horizontal	Pass
2558.900	-37.73	8.35	-25.0	-12.73	157.00	Horizontal	Horizontal	N/A
2628.800	-38.36	8.50	-25.0	-13.36	341.00	Horizontal	Horizontal	N/A
6653.000	-39.59	15.01	-25.0	-14.59	33.00	Horizontal	Horizontal	Pass
13448.250	-40.37	15.95	-25.0	-15.37	-3.00	Horizontal	Horizontal	Pass

RSE-H&V n38 BW40 CH519000



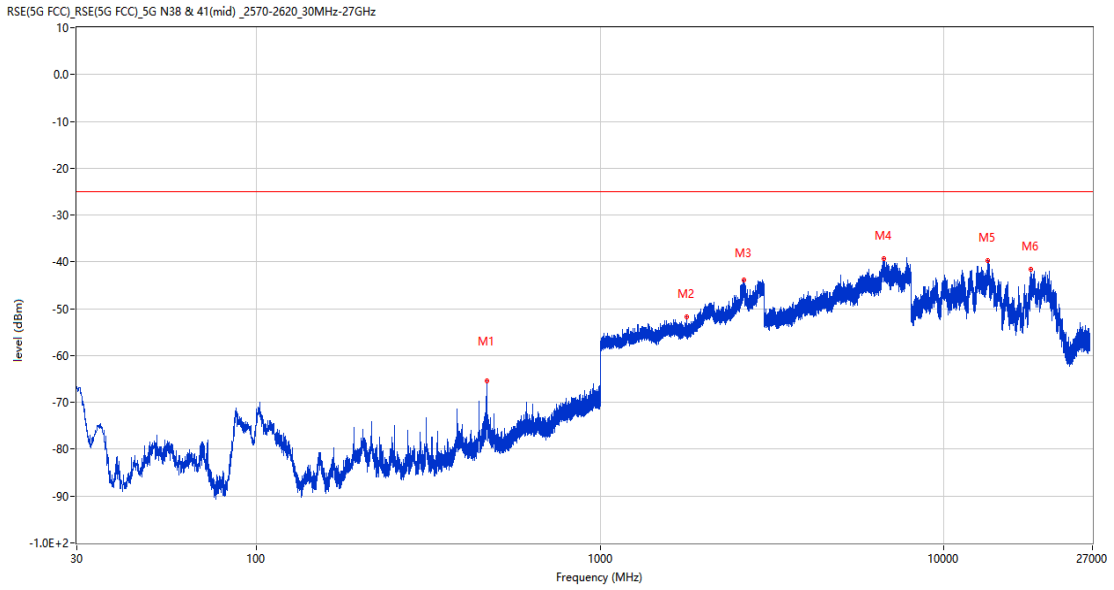
Frequency (MHz)	Result (dBm)	Factor (dB)	PK Limit (dBm)	Over Limit (dB)	Table (o)	ANT	EUT	Verdict
443.850	-66.12	-9.55	-25.0	-41.12	40.00	Horizontal	Vertical	Pass
1523.600	-51.84	-0.22	-25.0	-26.84	260.00	Horizontal	Vertical	Pass
2630.400	-41.21	8.24	-25.0	-16.21	142.00	Horizontal	Vertical	N/A
6662.000	-39.57	14.81	-25.0	-14.57	118.00	Horizontal	Vertical	Pass
13388.401	-39.32	16.90	-25.0	-14.32	142.00	Horizontal	Vertical	Pass
19549.551	-42.10	12.93	-25.0	-17.10	266.00	Horizontal	Vertical	Pass

RSE-V&V n38 BW40 CH519000



Frequency (MHz)	Result (dBm)	Factor (dB)	PK Limit (dBm)	Over Limit (dB)	Table (o)	ANT	EUT	Verdict
443.268	-66.46	-9.60	-25.0	-41.46	153.00	Vertical	Vertical	Pass
2058.700	-48.42	3.90	-25.0	-23.42	103.00	Vertical	Vertical	Pass
2558.300	-40.81	8.15	-25.0	-15.81	324.00	Vertical	Vertical	N/A
2627.300	-39.27	8.78	-25.0	-14.27	318.00	Vertical	Vertical	N/A
6648.500	-39.72	15.17	-25.0	-14.72	263.00	Vertical	Vertical	Pass
13388.137	-40.09	16.90	-25.0	-15.09	250.00	Vertical	Vertical	Pass

RSE-V&H n38 BW40 CH519000

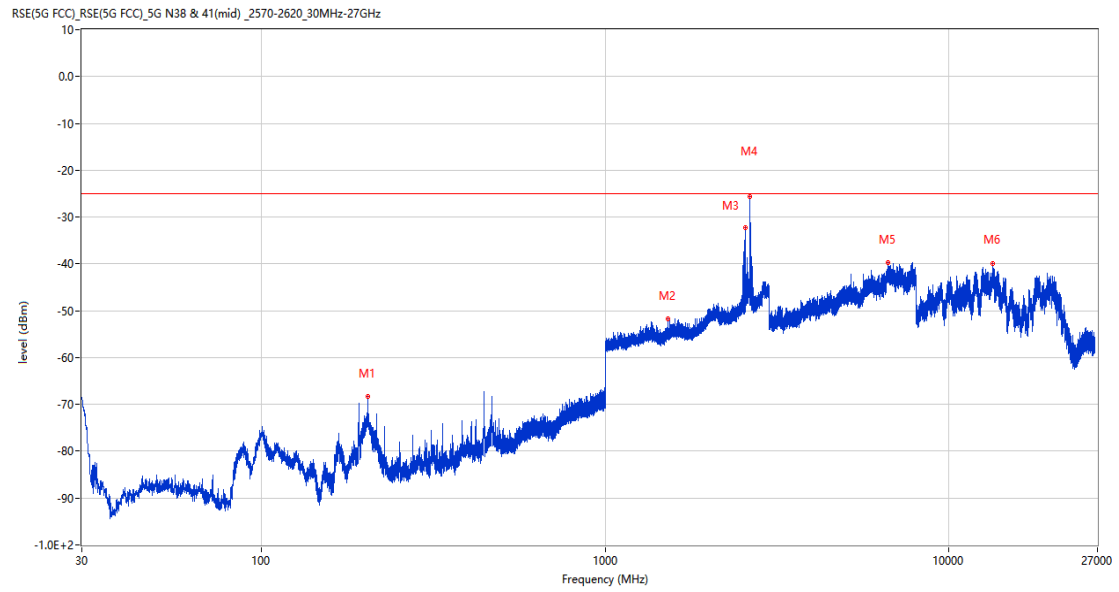


Frequency (MHz)	Result (dBm)	Factor (dB)	PK Limit (dBm)	Over Limit (dB)	Table (o)	ANT	EUT	Verdict
467.470	-65.43	-8.23	-25.0	-40.43	175.00	Vertical	Horizontal	Pass
1628.000	-52.44	0.33	-25.0	-27.44	121.00	Vertical	Horizontal	Pass
2620.500	-43.77	10.04	-25.0	-18.77	83.00	Vertical	Horizontal	N/A
7799.750	-39.18	15.90	-25.0	-14.18	100.00	Vertical	Horizontal	Pass
13396.799	-39.62	16.98	-25.0	-14.62	110.00	Vertical	Horizontal	Pass
17917.313	-41.48	13.31	-25.0	-16.48	135.00	Vertical	Horizontal	Pass

26 n41

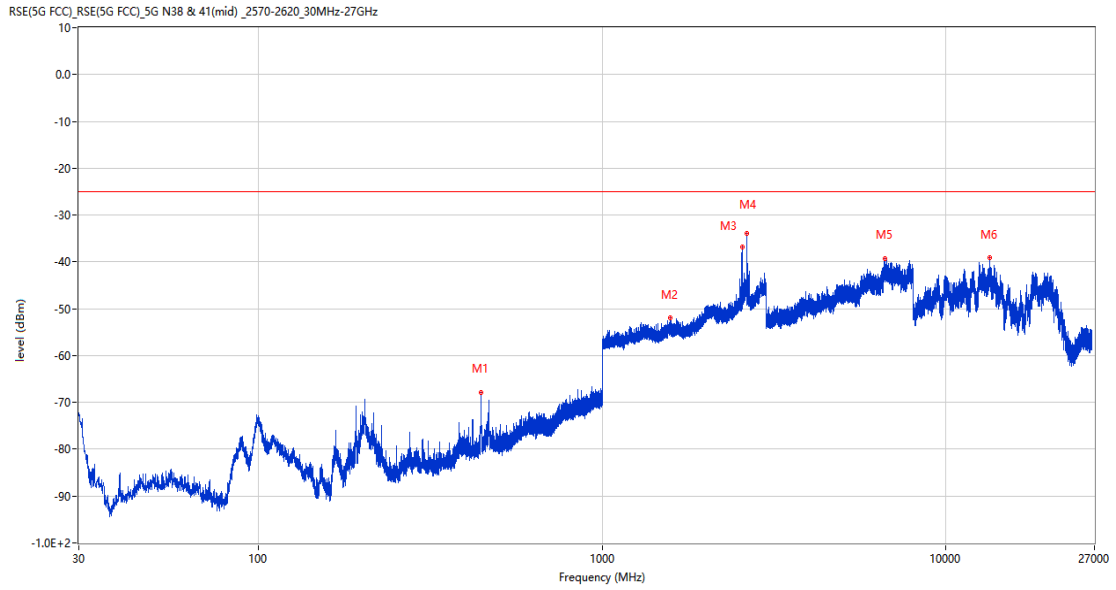
26.1 n41 BW20, QPSK, Middle Channel

RSE-H&H n41 BW20 CH518598



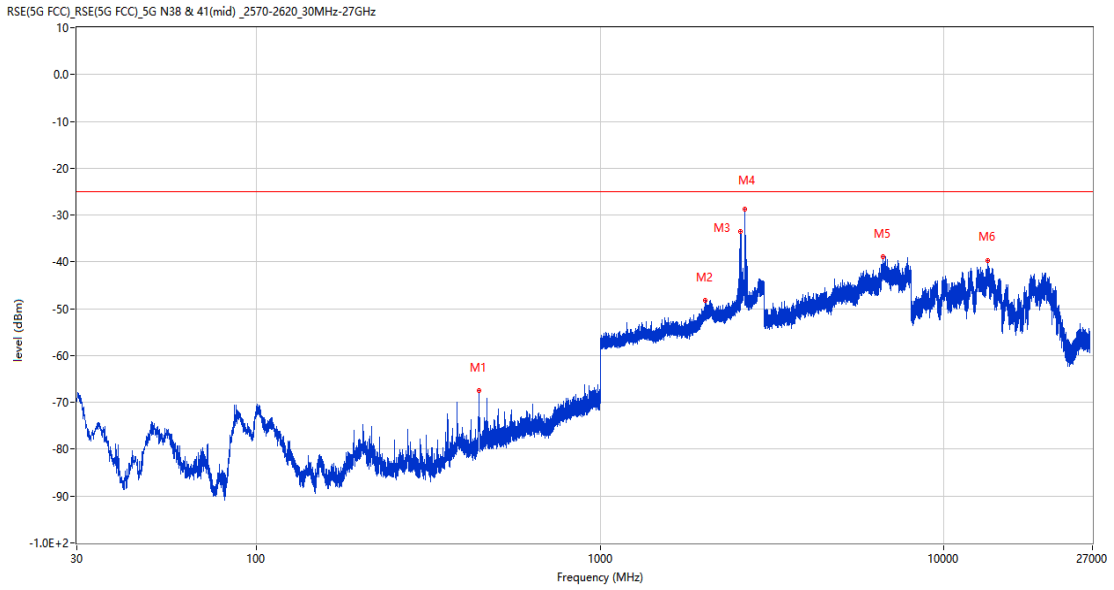
Frequency (MHz)	Result (dBm)	Factor (dB)	PK Limit (dBm)	Over Limit (dB)	Table (o)	ANT	EUT	Verdict
203.776	-68.33	-15.51	-25.0	-43.33	72.00	Horizontal	Horizontal	Pass
1520.300	-51.80	-0.31	-25.0	-26.80	203.00	Horizontal	Horizontal	Pass
2550.200	-32.34	6.78	-25.0	-7.34	351.00	Horizontal	Horizontal	N/A
2632.600	-25.71	8.13	-25.0	-0.71	320.00	Horizontal	Horizontal	N/A
6640.750	-39.74	15.00	-25.0	-14.74	157.00	Horizontal	Horizontal	Pass
13381.313	-39.98	16.83	-25.0	-14.98	4.00	Horizontal	Horizontal	Pass

RSE-H&V n41 BW20 CH518598



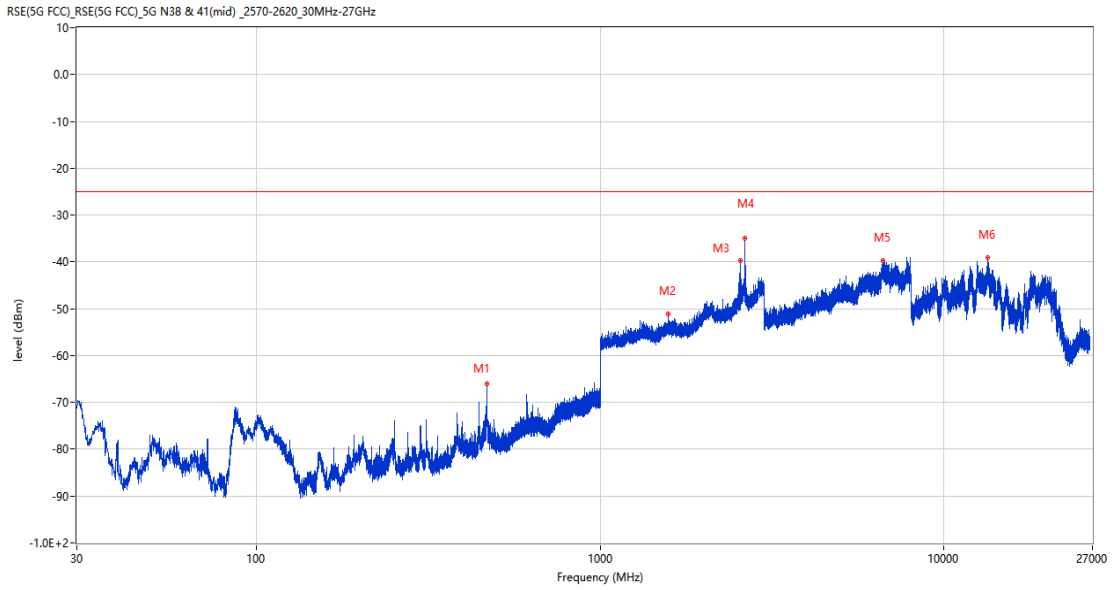
Frequency (MHz)	Result (dBm)	Factor (dB)	PK Limit (dBm)	Over Limit (dB)	Table (o)	ANT	EUT	Verdict
443.705	-67.86	-9.56	-25.0	-42.86	47.00	Horizontal	Vertical	Pass
1576.200	-52.01	0.51	-25.0	-27.01	113.00	Horizontal	Vertical	Pass
2552.700	-36.79	7.16	-25.0	-11.79	82.00	Horizontal	Vertical	N/A
2630.300	-33.92	8.24	-25.0	-8.92	158.00	Horizontal	Vertical	N/A
6640.750	-39.31	15.00	-25.0	-14.31	155.00	Horizontal	Vertical	Pass
13387.350	-39.15	16.89	-25.0	-14.15	82.00	Horizontal	Vertical	Pass

RSE-V&V n41 BW20 CH518598



Frequency (MHz)	Result (dBm)	Factor (dB)	PK Limit (dBm)	Over Limit (dB)	Table (o)	ANT	EUT	Verdict
443.560	-67.38	-9.57	-25.0	-42.38	151.00	Vertical	Vertical	Pass
2020.600	-48.19	4.25	-25.0	-23.19	313.00	Vertical	Vertical	Pass
2555.600	-33.51	7.29	-25.0	-8.51	208.00	Vertical	Vertical	N/A
2626.800	-28.76	9.04	-25.0	-3.76	346.00	Vertical	Vertical	N/A
6654.250	-38.86	14.97	-25.0	-13.86	1.00	Vertical	Vertical	Pass
13386.299	-39.67	16.88	-25.0	-14.67	275.00	Vertical	Vertical	Pass

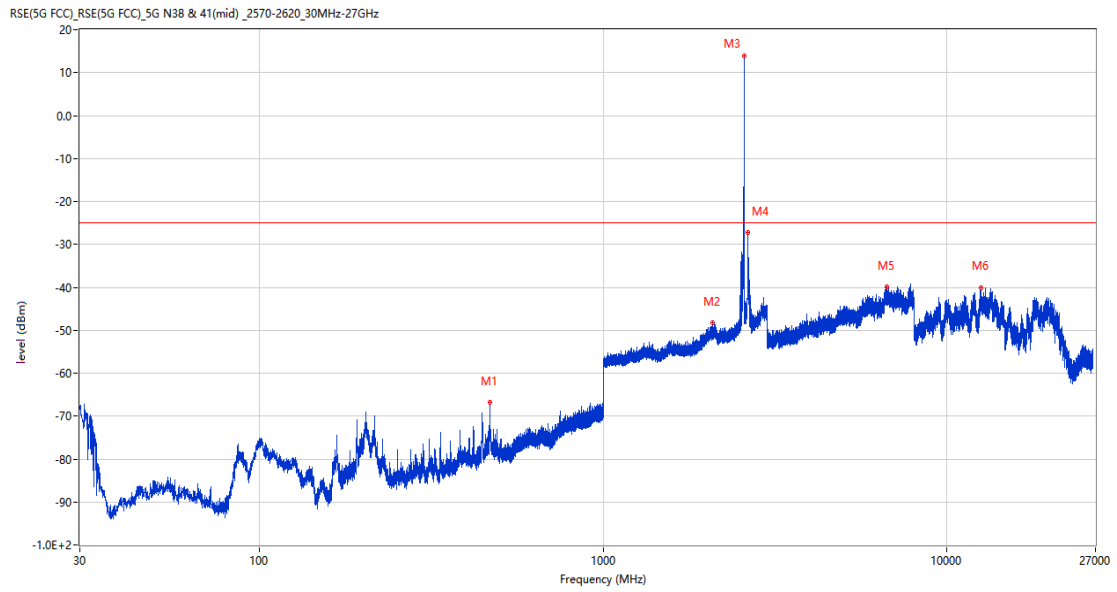
RSE-V&H n41 BW20 CH518598



Frequency (MHz)	Result (dBm)	Factor (dB)	PK Limit (dBm)	Over Limit (dB)	Table (o)	ANT	EUT	Verdict
467.616	-66.07	-8.20	-25.0	-41.07	190.00	Vertical	Horizontal	Pass
1575.400	-51.19	0.48	-25.0	-26.19	360.00	Vertical	Horizontal	Pass
2551.100	-39.78	6.92	-25.0	-14.78	-2.00	Vertical	Horizontal	N/A
2628.500	-35.02	8.55	-25.0	-10.02	1.00	Vertical	Horizontal	N/A
6641.750	-39.79	15.02	-25.0	-14.79	244.00	Vertical	Horizontal	Pass
13403.625	-39.05	16.93	-25.0	-14.05	-1.00	Vertical	Horizontal	Pass

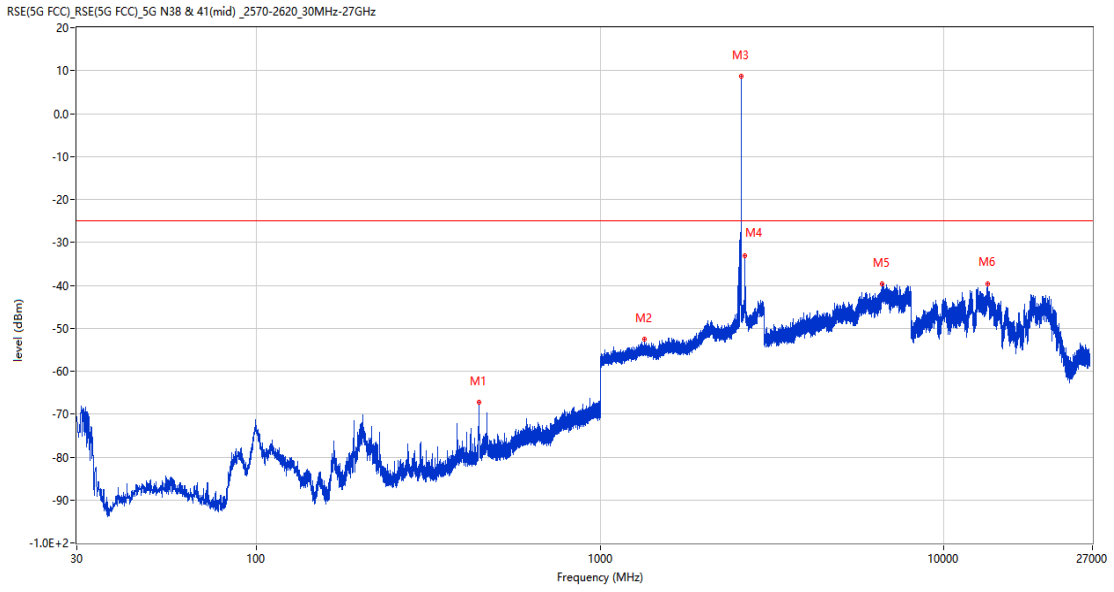
26.2 n41 BW60, QPSK, Middle Channel

RSE-H&H n41 BW60 CH518598



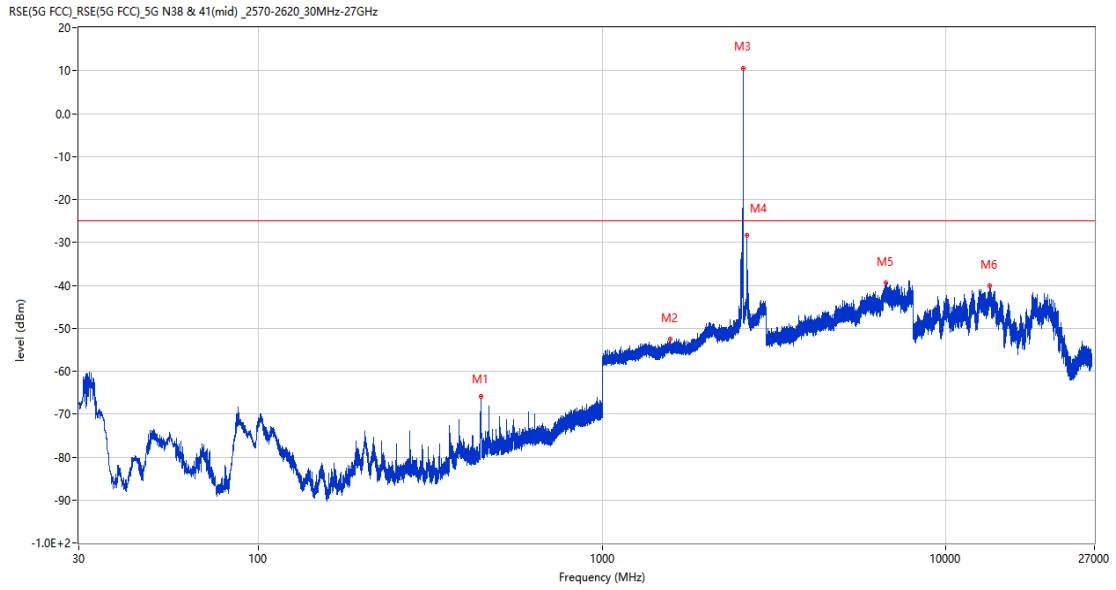
Frequency (MHz)	Result (dBm)	Factor (dB)	PK Limit (dBm)	Over Limit (dB)	Table (o)	ANT	EUT	Verdict
467.470	-66.70	-8.23	-25.0	-41.70	89.00	Horizontal	Horizontal	Pass
2076.400	-48.27	4.08	-25.0	-23.27	13.00	Horizontal	Horizontal	Pass
2564.800	13.90	8.91	-25.0	38.90	224.00	Horizontal	Horizontal	N/A
2632.400	-27.14	8.13	-25.0	-2.14	314.00	Horizontal	Horizontal	N/A
6671.250	-39.98	14.57	-25.0	-14.98	75.00	Horizontal	Horizontal	Pass
12511.313	-40.21	14.54	-25.0	-15.21	362.00	Horizontal	Horizontal	Pass

RSE-H&V n41 BW60 CH518598



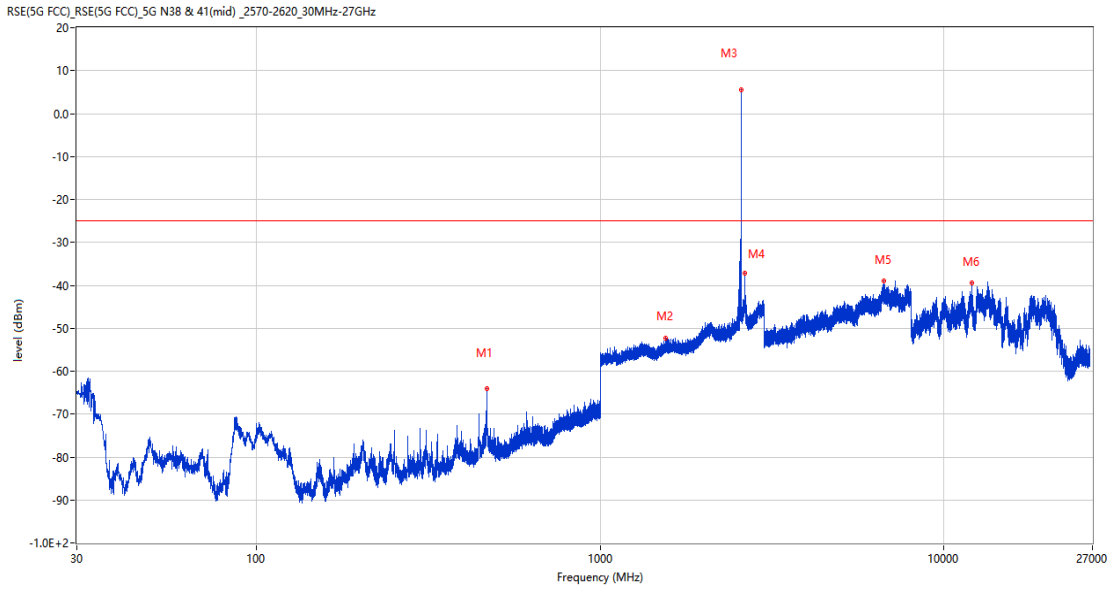
Frequency (MHz)	Result (dBm)	Factor (dB)	PK Limit (dBm)	Over Limit (dB)	Table (o)	ANT	EUT	Verdict
443.656	-67.31	-9.56	-25.0	-42.31	102.00	Horizontal	Vertical	Pass
1344.700	-52.64	-0.27	-25.0	-27.64	306.00	Horizontal	Vertical	Pass
2564.800	8.63	8.91	-25.0	33.63	88.00	Horizontal	Vertical	N/A
2628.400	-33.05	8.57	-25.0	-8.05	107.00	Horizontal	Vertical	N/A
6603.750	-39.73	14.25	-25.0	-14.73	352.00	Horizontal	Vertical	Pass
13384.200	-39.76	16.86	-25.0	-14.76	-2.00	Horizontal	Vertical	Pass

RSE-V&V n41 BW60 CH518598



Frequency (MHz)	Result (dBm)	Factor (dB)	PK Limit (dBm)	Over Limit (dB)	Table (o)	ANT	EUT	Verdict
443.560	-65.94	-9.57	-25.0	-40.94	163.00	Vertical	Vertical	Pass
1578.400	-52.62	0.35	-25.0	-27.62	360.00	Vertical	Vertical	Pass
2564.800	10.41	8.91	-25.0	35.41	232.00	Vertical	Vertical	N/A
2631.800	-28.34	8.15	-25.0	-3.34	335.00	Vertical	Vertical	N/A
6671.000	-39.54	14.57	-25.0	-14.54	125.00	Vertical	Vertical	Pass
13400.212	-40.06	17.01	-25.0	-15.06	176.00	Vertical	Vertical	Pass

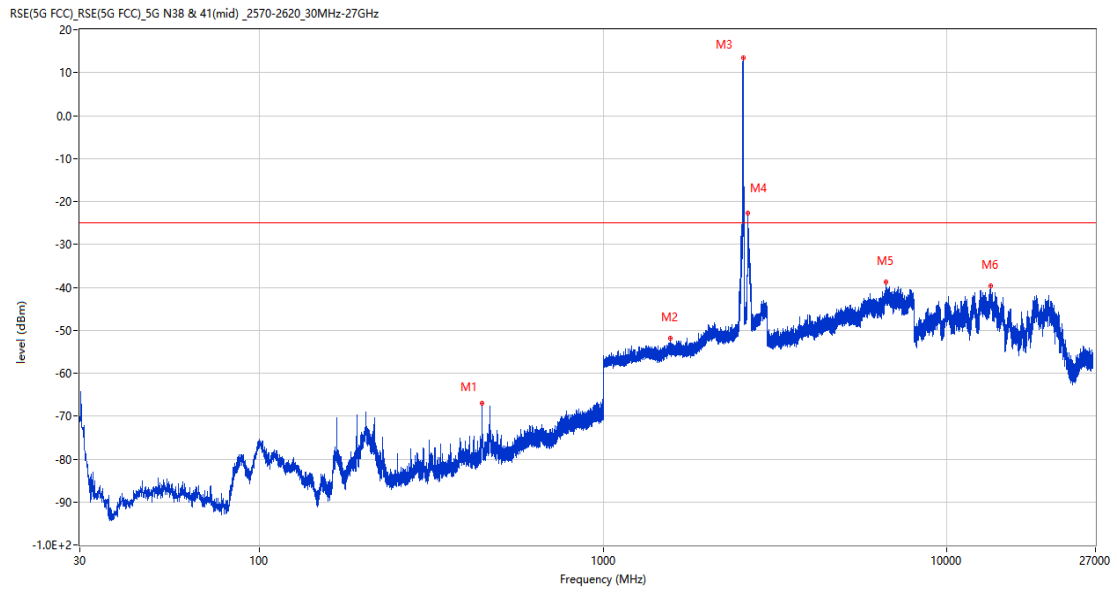
RSE-V&H n41 BW60 CH518598



Frequency (MHz)	Result (dBm)	Factor (dB)	PK Limit (dBm)	Over Limit (dB)	Table (o)	ANT	EUT	Verdict
467.130	-64.01	-8.29	-25.0	-39.01	191.00	Vertical	Horizontal	Pass
1550.300	-52.37	0.29	-25.0	-27.37	216.00	Vertical	Horizontal	Pass
2564.500	5.44	8.91	-25.0	30.44	134.00	Vertical	Horizontal	N/A
2625.900	-37.09	9.91	-25.0	-12.09	3.00	Vertical	Horizontal	N/A
6672.500	-38.96	14.62	-25.0	-13.96	165.00	Vertical	Horizontal	Pass
12006.150	-39.45	13.63	-25.0	-14.45	58.00	Vertical	Horizontal	Pass

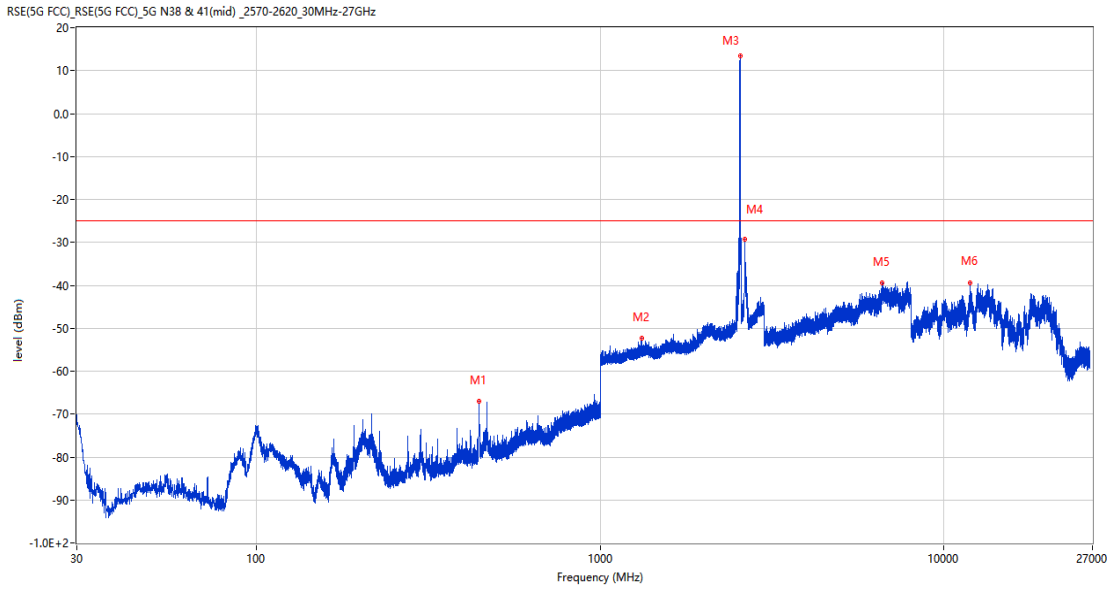
26.3 n41 BW100, QPSK, Middle Channel

RSE-H&H n41 BW100 CH518598



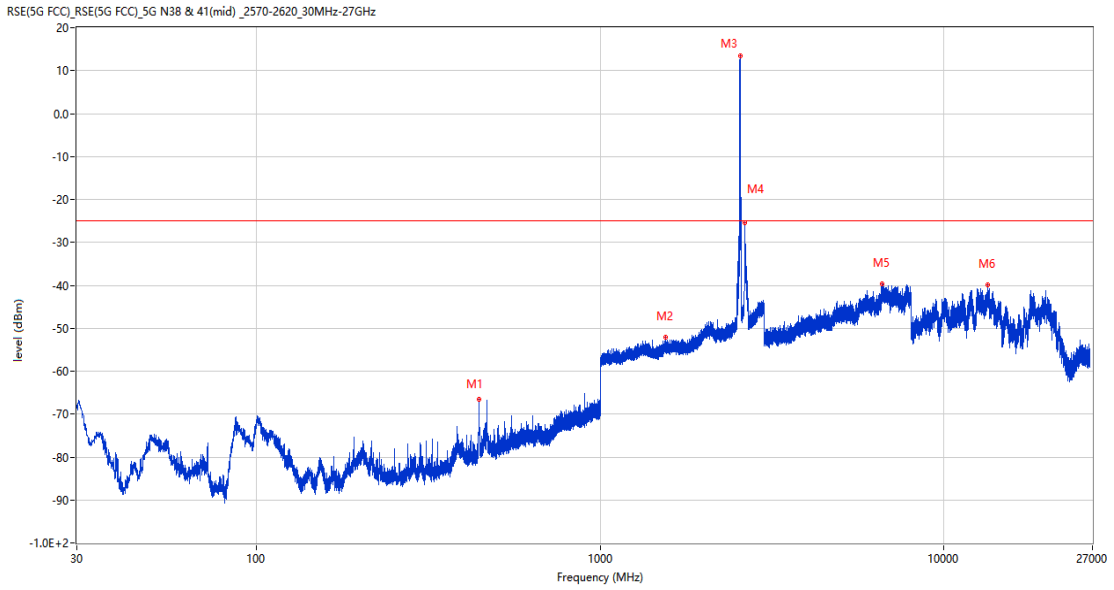
Frequency (MHz)	Result (dBm)	Factor (dB)	PK Limit (dBm)	Over Limit (dB)	Table (o)	ANT	EUT	Verdict
443.560	-66.97	-9.57	-25.0	-41.97	111.00	Horizontal	Horizontal	Pass
1566.000	-51.82	0.37	-25.0	-26.82	241.00	Horizontal	Horizontal	Pass
2553.200	13.48	7.27	-25.0	38.48	129.00	Horizontal	Horizontal	N/A
2629.600	-22.79	8.34	-25.0	2.21	327.00	Horizontal	Horizontal	N/A
6651.750	-38.72	15.07	-25.0	-13.72	223.00	Horizontal	Horizontal	Pass
13410.975	-39.71	16.77	-25.0	-14.71	268.00	Horizontal	Horizontal	Pass

RSE-H&V n41 BW100 CH518598



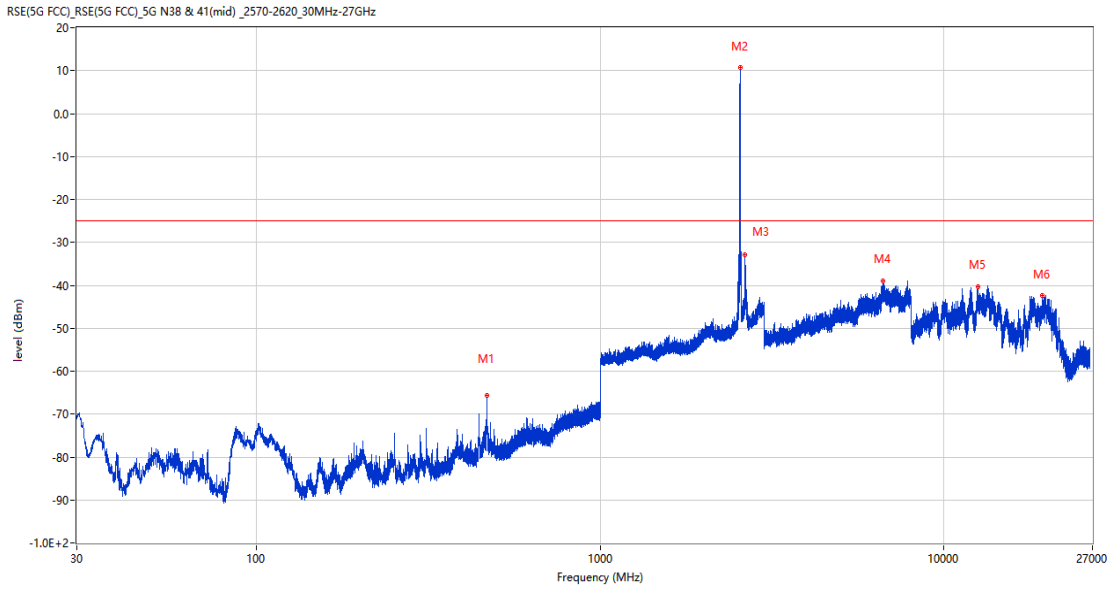
Frequency (MHz)	Result (dBm)	Factor (dB)	PK Limit (dBm)	Over Limit (dB)	Table (o)	ANT	EUT	Verdict
443.608	-67.03	-9.57	-25.0	-42.03	26.00	Horizontal	Vertical	Pass
1317.200	-52.41	-0.23	-25.0	-27.41	69.00	Horizontal	Vertical	Pass
2553.100	13.47	7.25	-25.0	38.47	100.00	Horizontal	Vertical	N/A
2626.800	-29.24	9.04	-25.0	-4.24	137.00	Horizontal	Vertical	N/A
6582.750	-39.51	14.31	-25.0	-14.51	45.00	Horizontal	Vertical	Pass
11928.963	-39.35	13.98	-25.0	-14.35	143.00	Horizontal	Vertical	Pass

RSE-V&V n41 BW100 CH518598



Frequency (MHz)	Result (dBm)	Factor (dB)	PK Limit (dBm)	Over Limit (dB)	Table (o)	ANT	EUT	Verdict
443.802	-66.63	-9.55	-25.0	-41.63	126.00	Vertical	Vertical	Pass
1550.800	-52.08	0.28	-25.0	-27.08	271.00	Vertical	Vertical	Pass
2553.000	13.43	7.23	-25.0	38.43	241.00	Vertical	Vertical	N/A
2628.200	-25.53	8.60	-25.0	-0.53	320.00	Vertical	Vertical	N/A
6605.250	-39.74	14.39	-25.0	-14.74	22.00	Vertical	Vertical	Pass
13402.050	-39.90	16.96	-25.0	-14.90	254.00	Vertical	Vertical	Pass

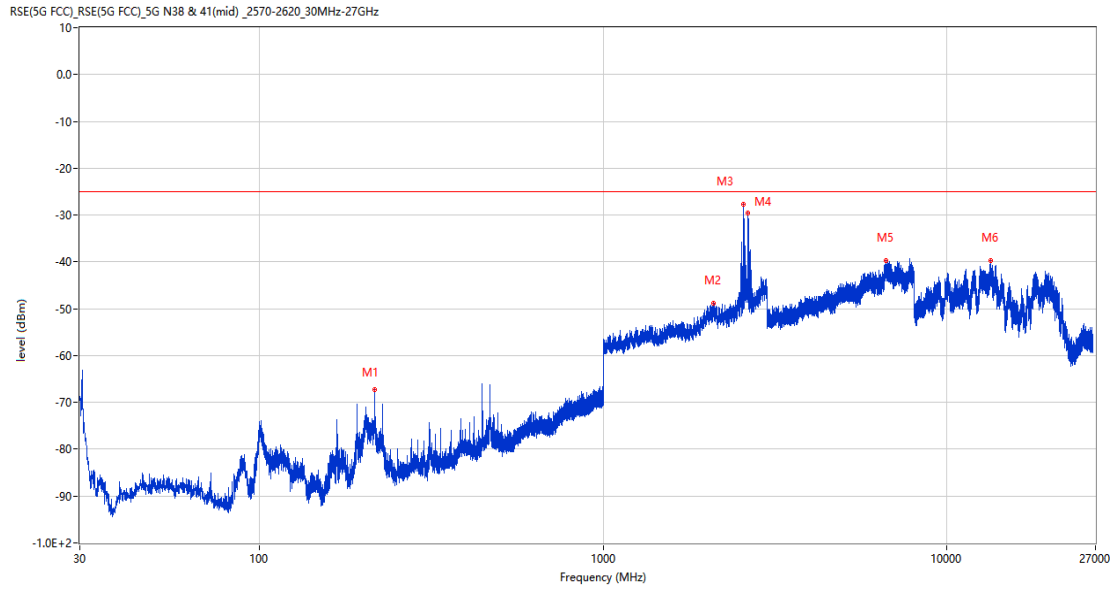
RSE-V&H n41 BW100 CH518598



Frequency (MHz)	Result (dBm)	Factor (dB)	PK Limit (dBm)	Over Limit (dB)	Table (o)	ANT	EUT	Verdict
467.567	-65.73	-8.21	-25.0	-40.73	218.00	Vertical	Horizontal	Pass
2553.000	10.76	7.23	-25.0	35.76	137.00	Vertical	Horizontal	N/A
2637.300	-32.84	8.31	-25.0	-7.84	59.00	Vertical	Horizontal	N/A
6641.750	-39.06	15.02	-25.0	-14.06	122.00	Vertical	Horizontal	Pass
12540.287	-40.38	14.08	-25.0	-15.38	241.00	Vertical	Horizontal	Pass
19292.000	-42.46	12.92	-25.0	-17.46	220.00	Vertical	Horizontal	Pass

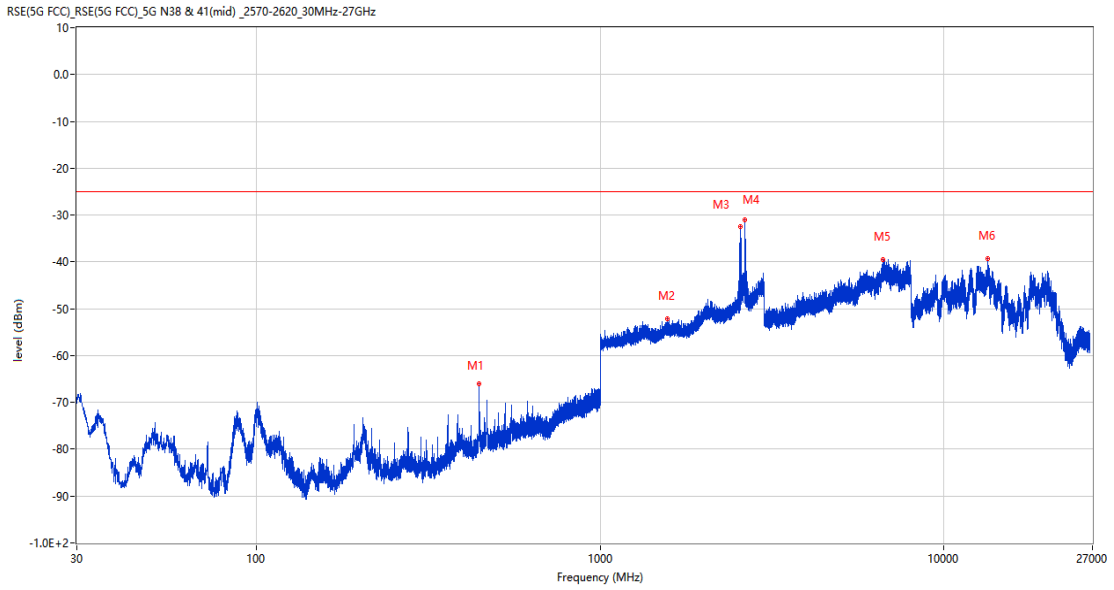
26.4 n41 BW20, PI/2 BPSK, Middle Channel

RSE-H&H n41 BW20 CH518598



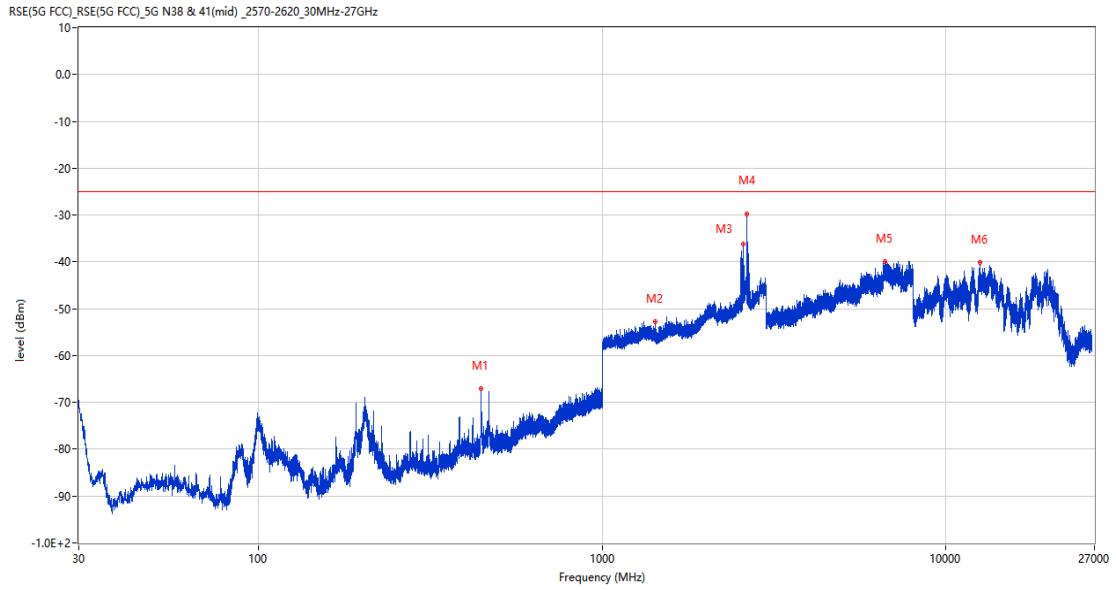
Frequency (MHz)	Result (dBm)	Factor (dB)	PK Limit (dBm)	Over Limit (dB)	Table (o)	ANT	EUT	Verdict
216.192	-67.28	-16.54	-25.0	-42.28	76.00	Horizontal	Horizontal	Pass
2089.400	-48.94	4.26	-25.0	-23.94	141.00	Horizontal	Horizontal	Pass
2561.200	-27.69	8.83	-25.0	-2.69	148.00	Horizontal	Horizontal	N/A
2628.200	-29.49	8.60	-25.0	-4.49	178.00	Horizontal	Horizontal	N/A
6643.000	-39.69	15.15	-25.0	-14.69	67.00	Horizontal	Horizontal	Pass
13405.200	-39.79	16.90	-25.0	-14.79	361.00	Horizontal	Horizontal	Pass

RSE-H&V n41 BW20 CH518598



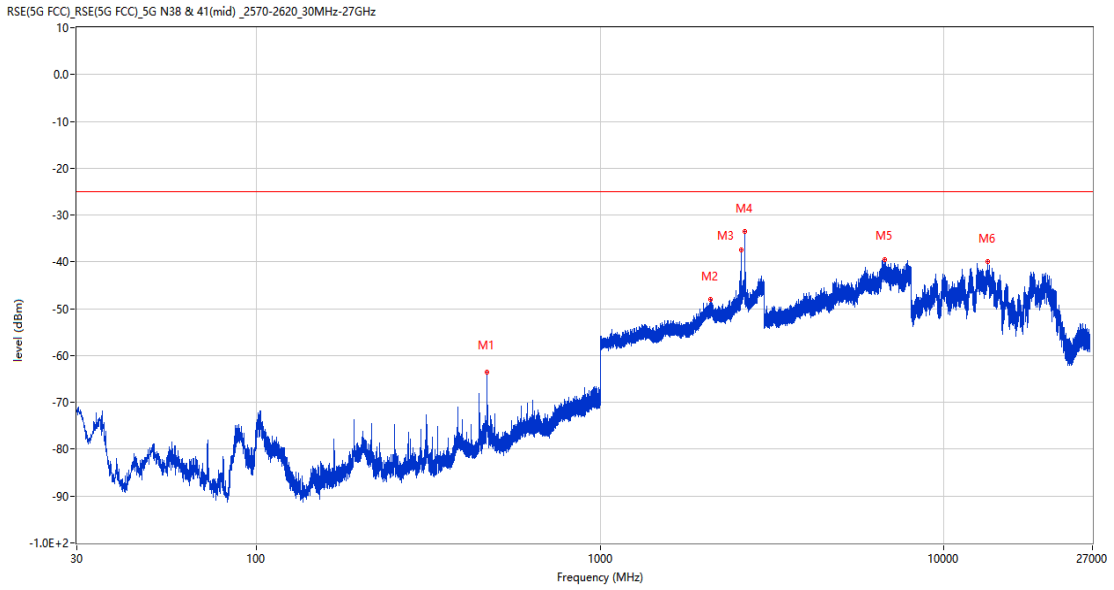
Frequency (MHz)	Result (dBm)	Factor (dB)	PK Limit (dBm)	Over Limit (dB)	Table (o)	ANT	EUT	Verdict
444.142	-65.98	-9.55	-25.0	-40.98	160.00	Horizontal	Vertical	Pass
1565.600	-52.13	0.36	-25.0	-27.13	273.00	Horizontal	Vertical	Pass
2559.400	-32.40	8.52	-25.0	-7.40	138.00	Horizontal	Vertical	N/A
2630.400	-31.02	8.24	-25.0	-6.02	138.00	Horizontal	Vertical	N/A
6656.000	-39.50	15.05	-25.0	-14.50	276.00	Horizontal	Vertical	Pass
13397.325	-39.23	16.98	-25.0	-14.23	276.00	Horizontal	Vertical	Pass

RSE-V&V n41 BW20 CH518598



Frequency (MHz)	Result (dBm)	Factor (dB)	PK Limit (dBm)	Over Limit (dB)	Table (o)	ANT	EUT	Verdict
443.948	-67.01	-9.55	-25.0	-42.01	185.00	Vertical	Vertical	Pass
1421.700	-52.83	-1.02	-25.0	-27.83	-2.00	Vertical	Vertical	Pass
2563.700	-36.11	8.89	-25.0	-11.11	155.00	Vertical	Vertical	N/A
2627.800	-29.71	8.66	-25.0	-4.71	234.00	Vertical	Vertical	N/A
6621.250	-39.99	14.66	-25.0	-14.99	319.00	Vertical	Vertical	Pass
12525.088	-40.22	14.32	-25.0	-15.22	34.00	Vertical	Vertical	Pass

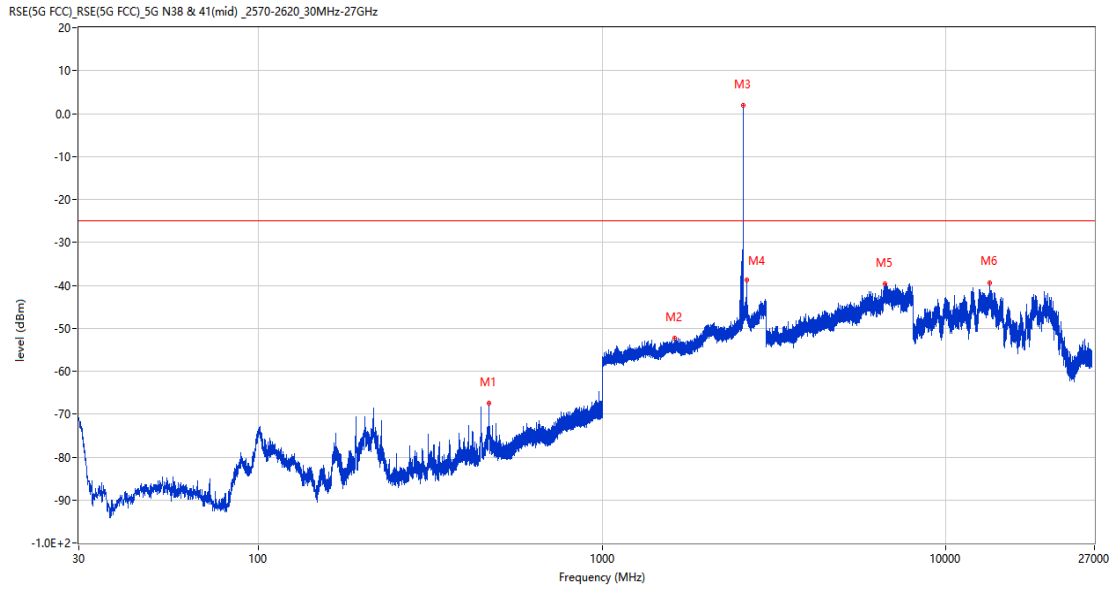
RSE-V&H n41 BW20 CH518598



Frequency (MHz)	Result (dBm)	Factor (dB)	PK Limit (dBm)	Over Limit (dB)	Table (o)	ANT	EUT	Verdict
468.488	-63.46	-8.30	-25.0	-38.46	172.00	Vertical	Horizontal	Pass
2094.800	-48.06	4.54	-25.0	-23.06	249.00	Vertical	Horizontal	Pass
2563.000	-37.52	8.87	-25.0	-12.52	13.00	Vertical	Horizontal	N/A
2626.700	-33.58	9.09	-25.0	-8.58	7.00	Vertical	Horizontal	N/A
6735.500	-39.54	15.26	-25.0	-14.54	360.00	Vertical	Horizontal	Pass
13396.799	-39.97	16.98	-25.0	-14.97	142.00	Vertical	Horizontal	Pass

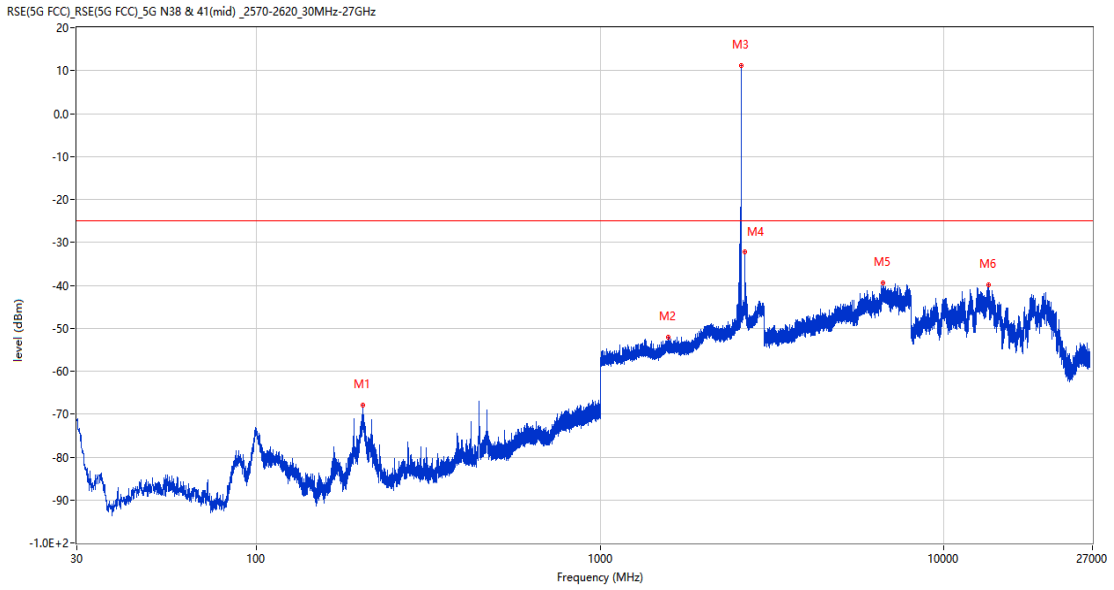
26.5 n41 BW60, PI/2 BPSK, Middle Channel

RSE-H&H n41 BW60 CH518598



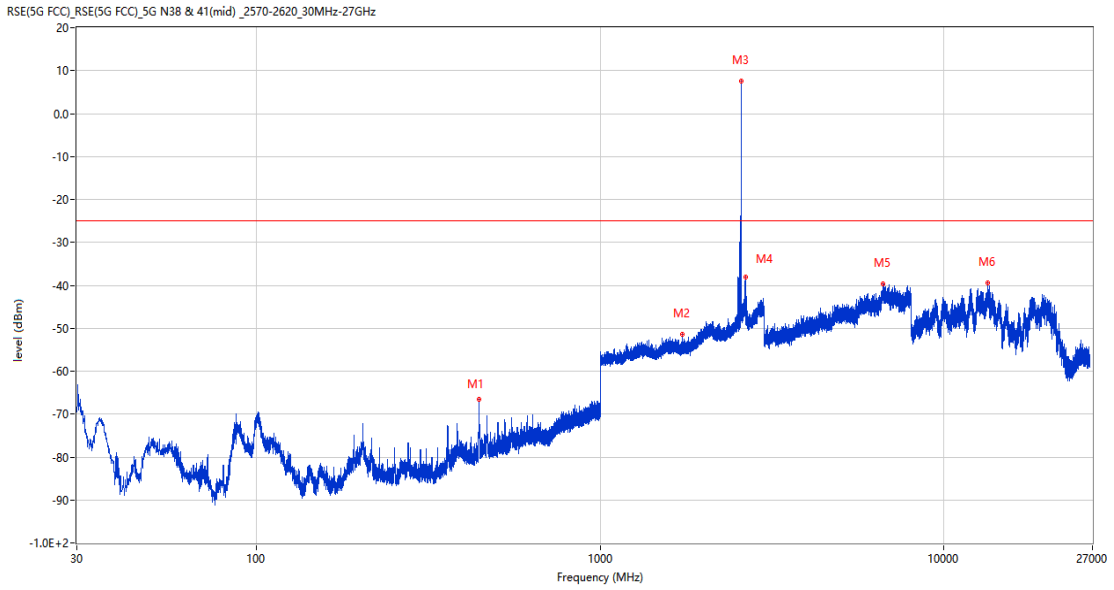
Frequency (MHz)	Result (dBm)	Factor (dB)	PK Limit (dBm)	Over Limit (dB)	Table (o)	ANT	EUT	Verdict
467.712	-67.40	-8.22	-25.0	-42.4	360.00	Horizontal	Horizontal	Pass
1624.400	-52.30	0.51	-25.0	-27.30	45.00	Horizontal	Horizontal	Pass
2564.500	1.81	8.91	-25.0	26.81	315.00	Horizontal	Horizontal	N/A
2626.100	-38.78	9.68	-25.0	-13.78	334.00	Horizontal	Horizontal	N/A
6646.250	-39.67	15.25	-25.0	-14.67	231.00	Horizontal	Horizontal	Pass
13387.612	-39.46	16.89	-25.0	-14.46	342.00	Horizontal	Horizontal	Pass

RSE-H&V n41 BW60 CH518598



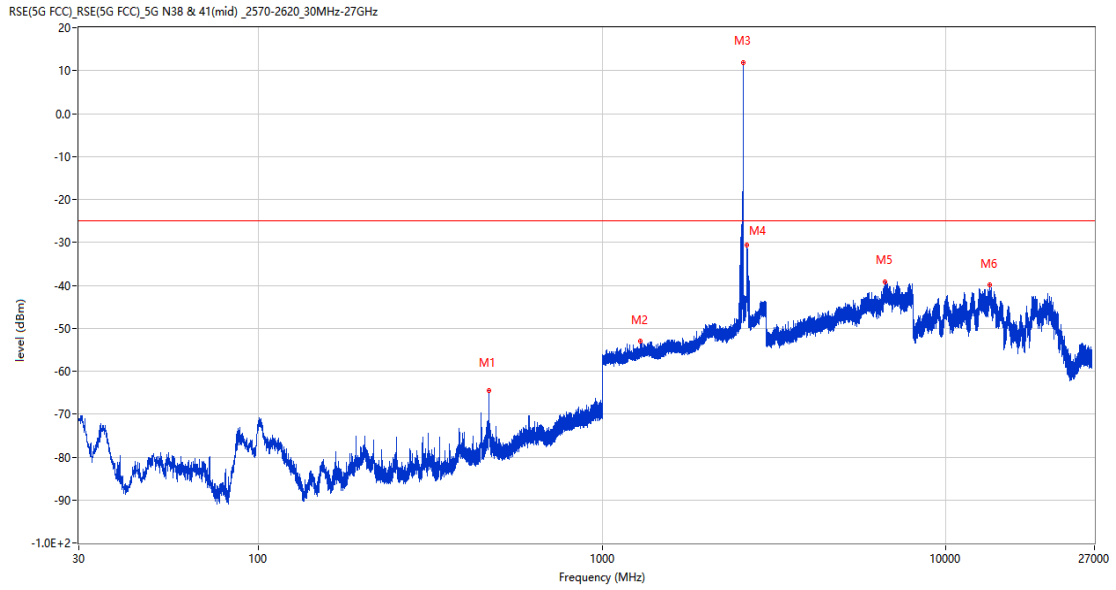
Frequency (MHz)	Result (dBm)	Factor (dB)	PK Limit (dBm)	Over Limit (dB)	Table (o)	ANT	EUT	Verdict
203.872	-67.93	-15.50	-25.0	-42.93	103.00	Horizontal	Vertical	Pass
1574.100	-51.99	0.46	-25.0	-26.99	82.00	Horizontal	Vertical	Pass
2564.900	11.14	8.92	-25.0	36.14	232.00	Horizontal	Vertical	N/A
2628.900	-32.23	8.49	-25.0	-7.23	331.00	Horizontal	Vertical	N/A
6637.250	-39.42	14.98	-25.0	-14.42	360.00	Horizontal	Vertical	Pass
13456.388	-39.77	15.84	-25.0	-14.77	86.00	Horizontal	Vertical	Pass

RSE-V&V n41 BW60 CH518598



Frequency (MHz)	Result (dBm)	Factor (dB)	PK Limit (dBm)	Over Limit (dB)	Table (o)	ANT	EUT	Verdict
443.754	-66.64	-9.55	-25.0	-41.64	141.00	Vertical	Vertical	Pass
1730.600	-51.49	-0.15	-25.0	-26.49	342.00	Vertical	Vertical	Pass
2564.900	7.58	8.92	-25.0	32.58	109.00	Vertical	Vertical	N/A
2642.900	-38.17	8.95	-25.0	-13.17	135.00	Vertical	Vertical	N/A
6644.000	-39.69	15.12	-25.0	-14.69	265.00	Vertical	Vertical	Pass
13399.687	-39.37	17.01	-25.0	-14.37	10.00	Vertical	Vertical	Pass

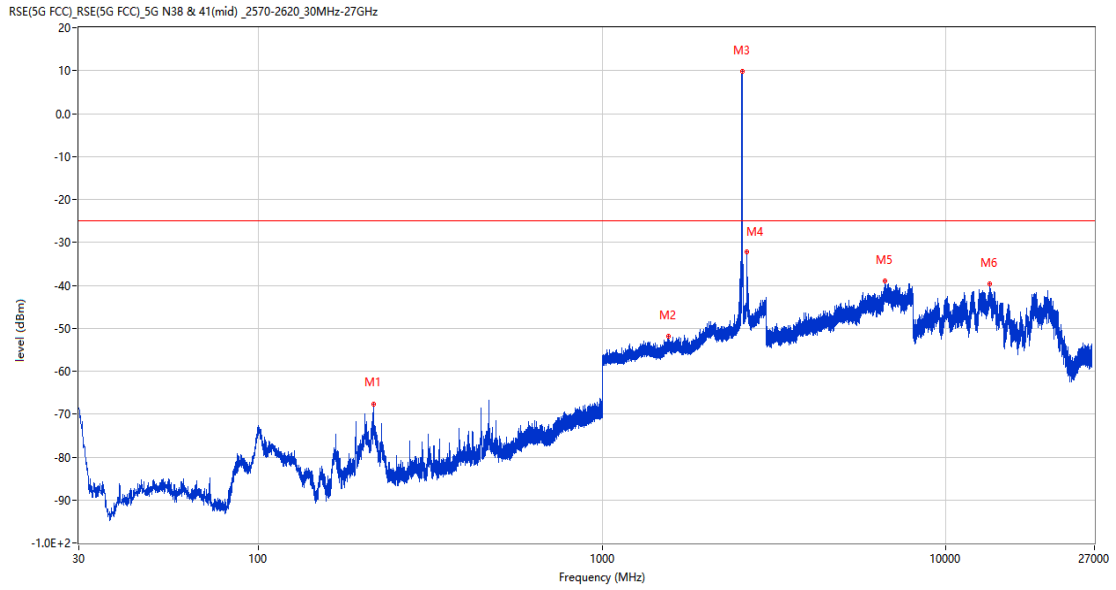
RSE-V&H n41 BW60 CH518598



Frequency (MHz)	Result (dBm)	Factor (dB)	PK Limit (dBm)	Over Limit (dB)	Table (o)	ANT	EUT	Verdict
467.810	-64.62	-8.23	-25.0	-39.62	160.00	Vertical	Horizontal	Pass
1287.400	-52.93	-0.65	-25.0	-27.93	300.00	Vertical	Horizontal	Pass
2564.400	11.95	8.90	-25.0	36.95	324.00	Vertical	Horizontal	N/A
2627.100	-30.73	8.88	-25.0	-5.73	-2.00	Vertical	Horizontal	N/A
6644.000	-39.12	15.12	-25.0	-14.12	101.00	Vertical	Horizontal	Pass
13399.687	-39.96	17.01	-25.0	-14.96	14.00	Vertical	Horizontal	Pass

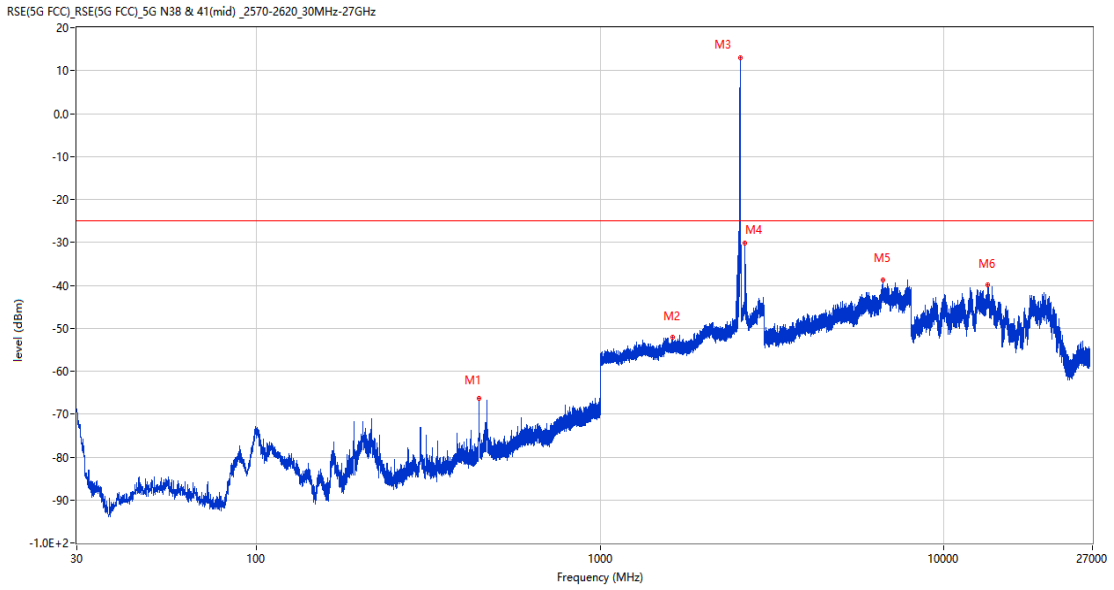
26.6 n41 BW100, PI/2 BPSK, Middle Channel

RSE-H&H n41 BW100 CH518598



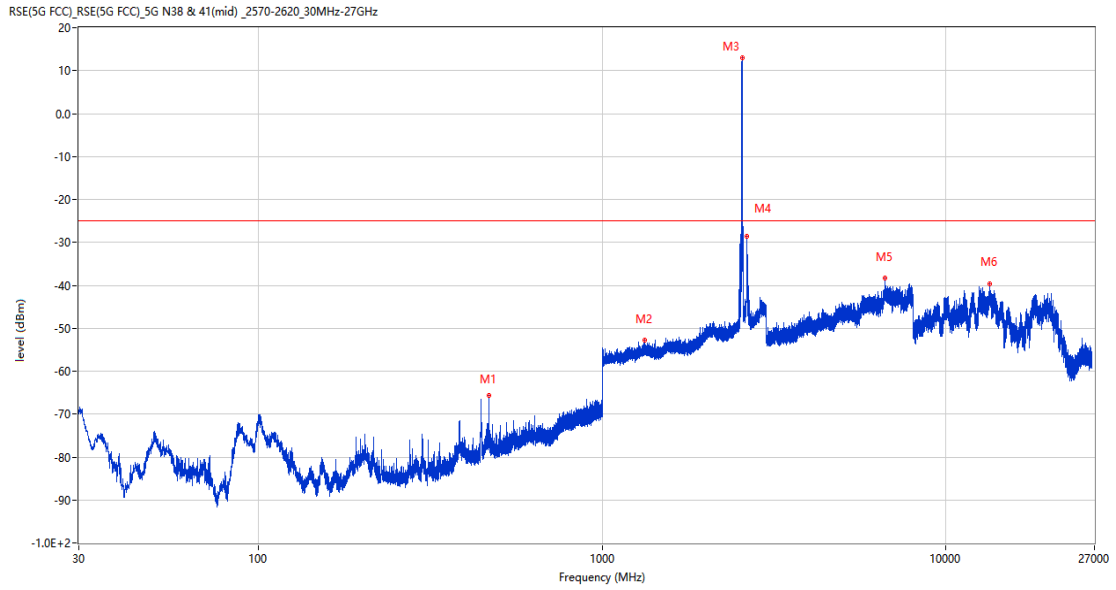
Frequency (MHz)	Result (dBm)	Factor (dB)	PK Limit (dBm)	Over Limit (dB)	Table (o)	ANT	EUT	Verdict
215.804	-67.74	-16.55	-25.0	-42.74	72.00	Horizontal	Horizontal	Pass
1560.300	-51.94	0.37	-25.0	-26.94	75.00	Horizontal	Horizontal	Pass
2552.900	9.74	7.21	-25.0	34.74	349.00	Horizontal	Horizontal	N/A
2633.800	-32.25	8.08	-25.0	-7.25	57.00	Horizontal	Horizontal	N/A
6656.750	-39.04	15.00	-25.0	-14.04	309.00	Horizontal	Horizontal	Pass
13401.000	-39.71	16.99	-25.0	-14.71	20.00	Horizontal	Horizontal	Pass

RSE-H&V n41 BW100 CH518598



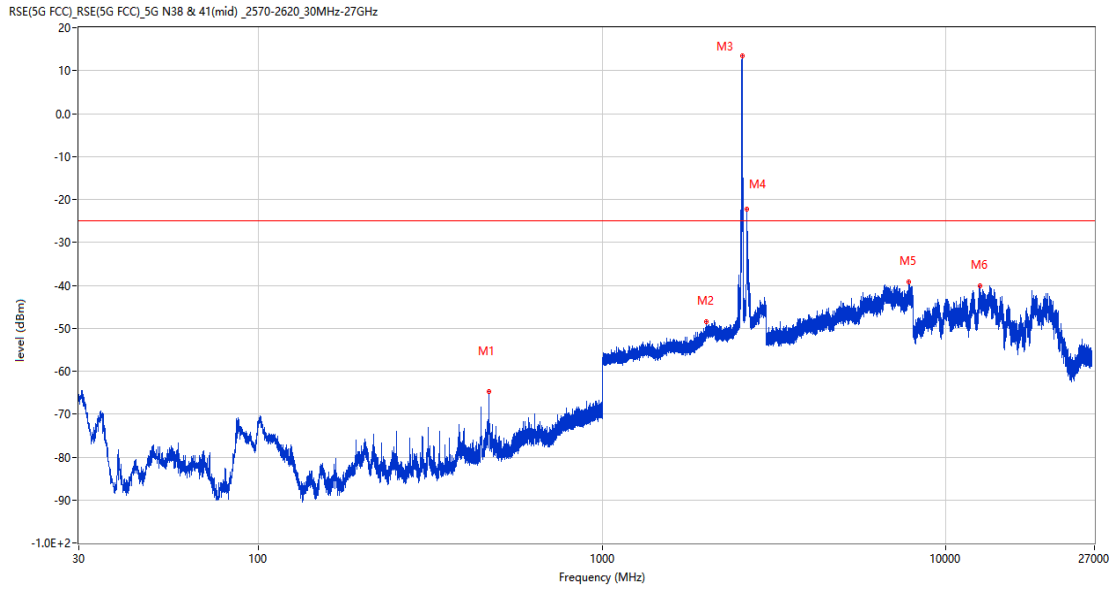
Frequency (MHz)	Result (dBm)	Factor (dB)	PK Limit (dBm)	Over Limit (dB)	Table (o)	ANT	EUT	Verdict
443.802	-66.36	-9.55	-25.0	-41.36	46.00	Horizontal	Vertical	Pass
1624.400	-52.17	0.51	-25.0	-27.17	153.00	Horizontal	Vertical	Pass
2553.000	13.11	7.23	-25.0	38.11	160.00	Horizontal	Vertical	N/A
2625.700	-30.19	10.11	-25.0	-5.19	132.00	Horizontal	Vertical	N/A
6650.250	-38.83	15.11	-25.0	-13.83	233.00	Horizontal	Vertical	Pass
13401.000	-39.84	16.99	-25.0	-14.84	158.00	Horizontal	Vertical	Pass

RSE-V&V n41 BW100 CH518598



Frequency (MHz)	Result (dBm)	Factor (dB)	PK Limit (dBm)	Over Limit (dB)	Table (o)	ANT	EUT	Verdict
467.664	-65.68	-8.21	-25.0	-40.68	160.00	Vertical	Vertical	Pass
1324.200	-52.79	-0.31	-25.0	-27.79	270.00	Vertical	Vertical	Pass
2553.000	12.89	7.23	-25.0	37.89	95.00	Vertical	Vertical	N/A
2625.800	-28.65	10.02	-25.0	-3.65	132.00	Vertical	Vertical	N/A
6656.000	-38.32	15.05	-25.0	-13.32	131.00	Vertical	Vertical	Pass
13387.088	-39.76	16.89	-25.0	-14.76	275.00	Vertical	Vertical	Pass

RSE-V&H n41 BW100 CH518598

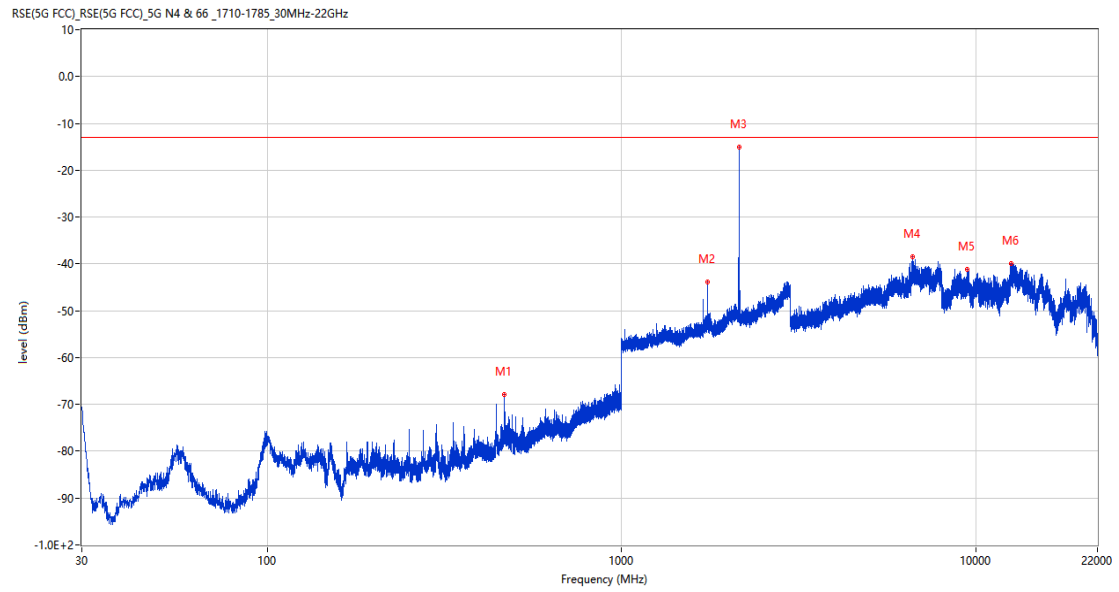


Frequency (MHz)	Result (dBm)	Factor (dB)	PK Limit (dBm)	Over Limit (dB)	Table (o)	ANT	EUT	Verdict
467.518	-64.64	-8.22	-25.0	-39.64	197.00	Vertical	Horizontal	Pass
2008.800	-48.55	3.82	-25.0	-23.55	46.00	Vertical	Horizontal	Pass
2553.000	13.34	7.23	-25.0	38.34	288.00	Vertical	Horizontal	N/A
2626.000	-22.37	9.79	-25.0	2.63	324.00	Vertical	Horizontal	N/A
7802.250	-39.28	15.82	-25.0	-14.28	142.00	Vertical	Horizontal	Pass
12518.438	-40.20	14.42	-25.0	-15.20	203.00	Vertical	Horizontal	Pass

27 n66

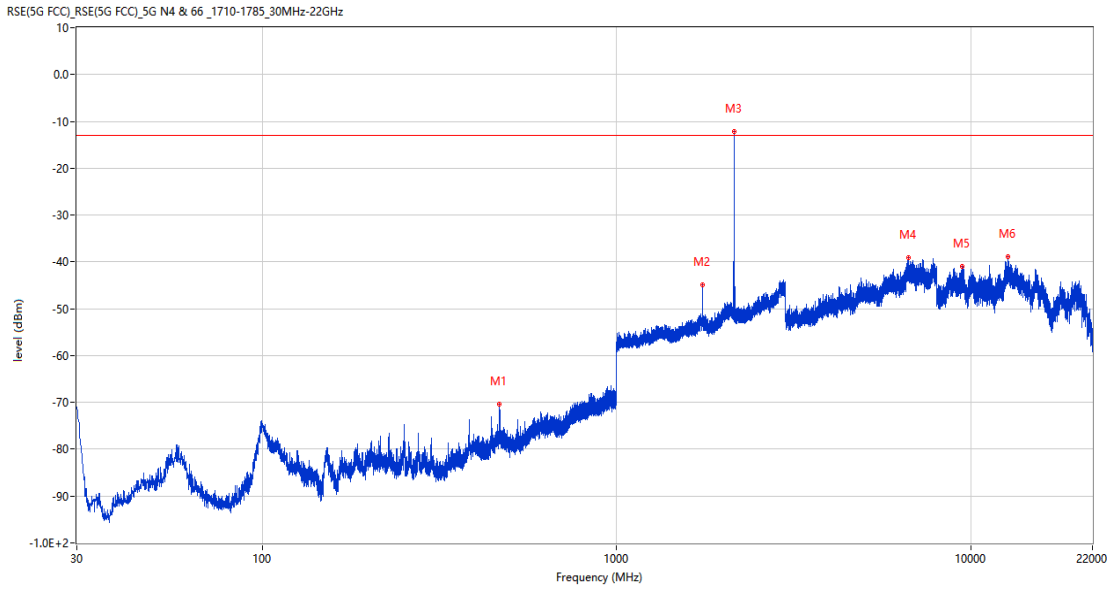
27.1 n66 BW5, QPSK, Middle Channel

RSE-H&H n66 BW5 CH429000



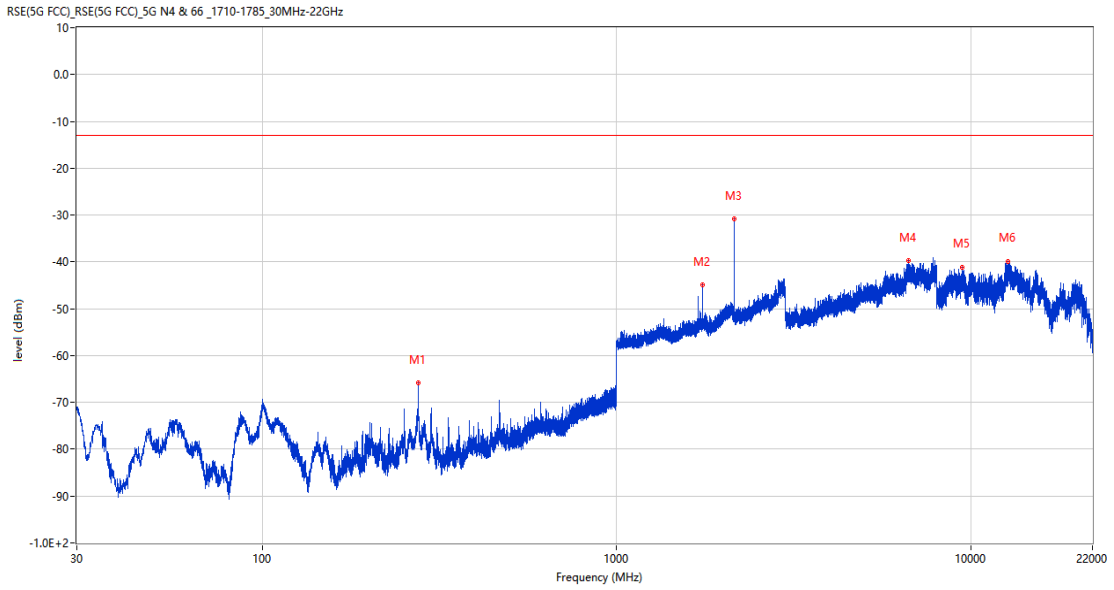
Frequency (MHz)	Result (dBm)	Factor (dB)	PK Limit (dBm)	Over Limit (dB)	Table (o)	ANT	EUT	Verdict
467.518	-67.96	-8.22	-13.0	-54.96	296.00	Horizontal	Horizontal	Pass
1747.700	-43.89	2.05	-13.0	-30.89	133.00	Horizontal	Horizontal	N/A
2146.400	-15.16	3.41	-13.0	-2.16	128.00	Horizontal	Horizontal	N/A
6628.500	-38.48	14.83	-13.0	-25.48	83.00	Horizontal	Horizontal	Pass
9458.250	-41.15	13.96	-13.0	-28.15	274.00	Horizontal	Horizontal	Pass
12576.151	-39.99	14.94	-13.0	-26.99	360.00	Horizontal	Horizontal	Pass

RSE-H&V n66 BW5 CH429000



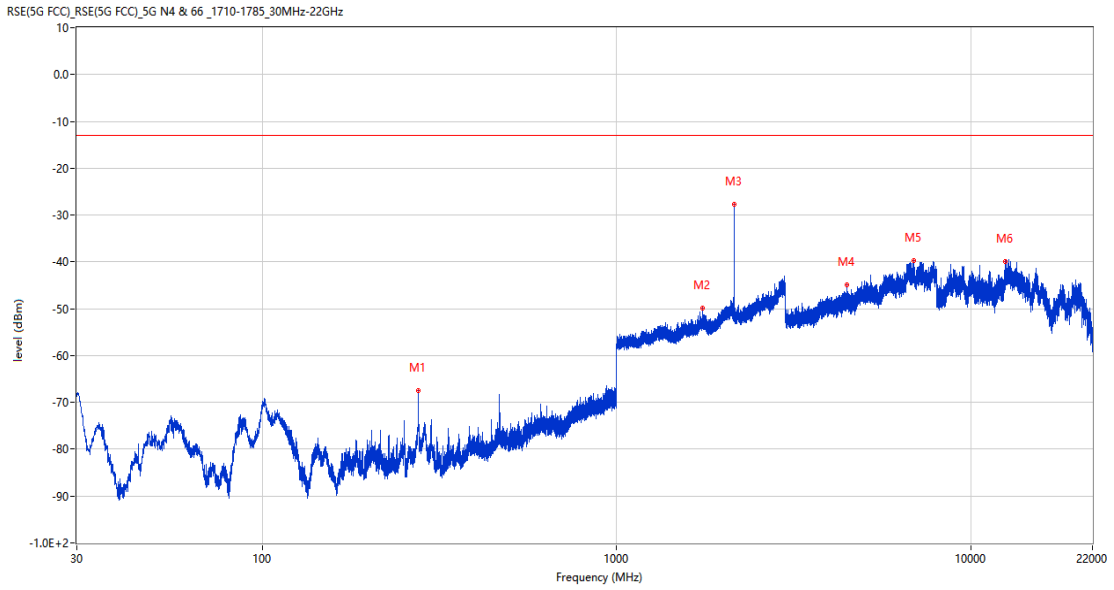
Frequency (MHz)	Result (dBm)	Factor (dB)	PK Limit (dBm)	Over Limit (dB)	Table (o)	ANT	EUT	Verdict
467.712	-70.39	-8.22	-13.0	-57.39	271.00	Horizontal	Vertical	Pass
1747.900	-44.90	2.05	-13.0	-31.90	166.00	Horizontal	Vertical	N/A
2144.800	-12.21	3.55	-13.0	0.79	135.00	Horizontal	Vertical	N/A
6652.000	-39.13	15.08	-13.0	-26.13	353.00	Horizontal	Vertical	Pass
9453.500	-41.03	14.11	-13.0	-28.03	273.00	Horizontal	Vertical	Pass
12685.638	-38.98	16.29	-13.0	-25.98	15.00	Horizontal	Vertical	Pass

RSE-V&V n66 BW5 CH429000



Frequency (MHz)	Result (dBm)	Factor (dB)	PK Limit (dBm)	Over Limit (dB)	Table (o)	ANT	EUT	Verdict
275.798	-65.77	-13.92	-13.0	-52.77	141.00	Vertical	Vertical	Pass
1747.600	-44.94	2.05	-13.0	-31.94	39.00	Vertical	Vertical	N/A
2146.300	-30.77	3.44	-13.0	-17.77	108.00	Vertical	Vertical	N/A
6642.000	-39.64	15.04	-13.0	-26.64	299.00	Vertical	Vertical	Pass
9448.037	-41.18	14.19	-13.0	-28.18	299.00	Vertical	Vertical	Pass
12734.562	-39.84	16.17	-13.0	-26.84	116.00	Vertical	Vertical	Pass

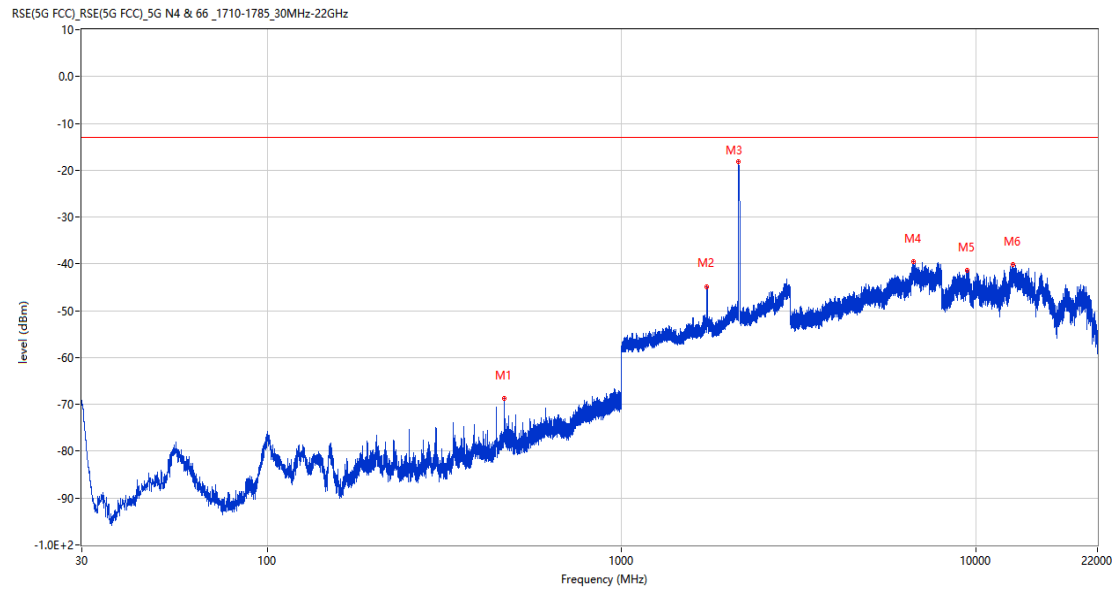
RSE-V&H n66 BW5 CH429000



Frequency (MHz)	Result (dBm)	Factor (dB)	PK Limit (dBm)	Over Limit (dB)	Table (o)	ANT	EUT	Verdict
275.653	-67.48	-13.95	-13.0	-54.48	120.00	Vertical	Horizontal	Pass
1745.900	-49.94	2.05	-13.0	-36.94	-2.00	Vertical	Horizontal	N/A
2144.500	-27.80	3.60	-13.0	-14.80	195.00	Vertical	Horizontal	N/A
4462.000	-44.92	9.76	-13.0	-31.92	301.00	Vertical	Horizontal	Pass
6884.000	-39.70	14.10	-13.0	-26.70	321.00	Vertical	Horizontal	Pass
12497.299	-39.87	15.57	-13.0	-26.87	215.00	Vertical	Horizontal	Pass

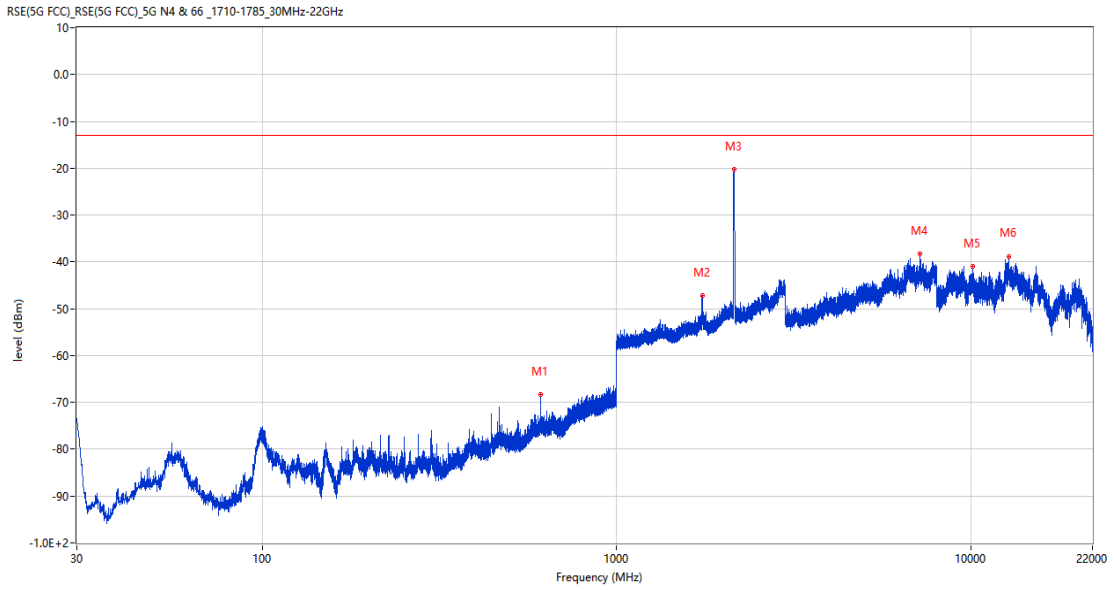
27.2 n66 BW15, QPSK, Middle Channel

RSE-H&H n66 BW15 CH429000



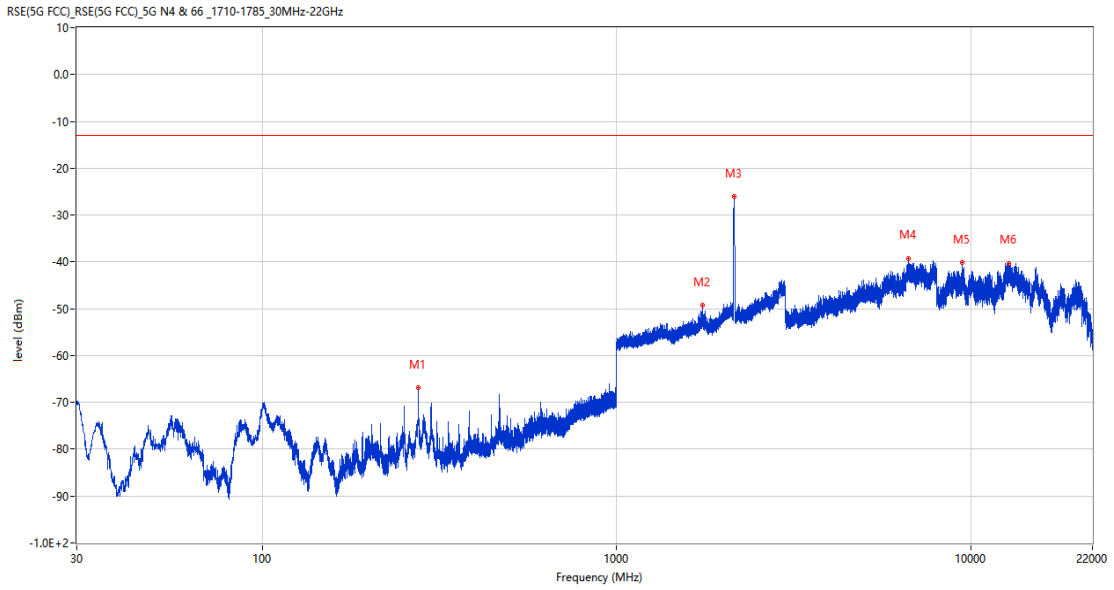
Frequency (MHz)	Result (dBm)	Factor (dB)	PK Limit (dBm)	Over Limit (dB)	Table (o)	ANT	EUT	Verdict
467.422	-68.72	-8.24	-13.0	-55.72	298.00	Horizontal	Horizontal	Pass
1742.700	-44.80	2.04	-13.0	-31.80	142.00	Horizontal	Horizontal	N/A
2140.700	-18.22	3.72	-13.0	-5.22	229.00	Horizontal	Horizontal	N/A
6650.000	-39.44	15.12	-13.0	-26.44	278.00	Horizontal	Horizontal	Pass
9446.850	-41.27	14.17	-13.0	-28.27	0.00	Horizontal	Horizontal	Pass
12741.213	-40.20	16.09	-13.0	-27.20	43.00	Horizontal	Horizontal	Pass

RSE-H&V n66 BW15 CH429000



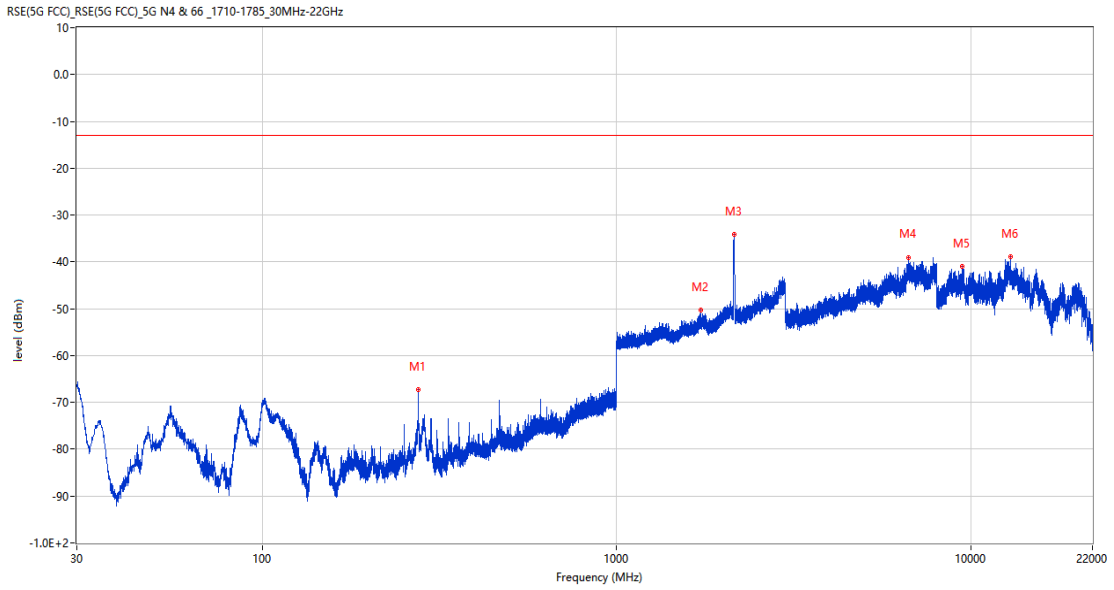
Frequency (MHz)	Result (dBm)	Factor (dB)	PK Limit (dBm)	Over Limit (dB)	Table (o)	ANT	EUT	Verdict
611.224	-68.25	-4.76	-13.0	-55.25	71.00	Horizontal	Vertical	Pass
1742.800	-47.14	2.04	-13.0	-34.14	0.00	Horizontal	Vertical	N/A
2143.300	-20.31	3.64	-13.0	-7.31	123.00	Horizontal	Vertical	N/A
7180.250	-38.23	14.58	-13.0	-25.23	360.00	Horizontal	Vertical	Pass
10119.213	-41.01	12.81	-13.0	-28.01	2.00	Horizontal	Vertical	Pass
12773.125	-38.86	15.92	-13.0	-25.86	320.00	Horizontal	Vertical	Pass

RSE-V&V n66 BW15 CH429000



Frequency (MHz)	Result (dBm)	Factor (dB)	PK Limit (dBm)	Over Limit (dB)	Table (o)	ANT	EUT	Verdict
275.798	-66.80	-13.92	-13.0	-53.80	110.00	Vertical	Vertical	Pass
1744.400	-49.19	2.05	-13.0	-36.19	78.00	Vertical	Vertical	N/A
2142.900	-26.03	3.61	-13.0	-13.03	158.00	Vertical	Vertical	N/A
6659.250	-39.23	14.83	-13.0	-26.23	17.00	Vertical	Vertical	Pass
9462.050	-40.07	13.84	-13.0	-27.07	156.00	Vertical	Vertical	Pass
12764.338	-40.41	15.95	-13.0	-27.41	178.00	Vertical	Vertical	Pass

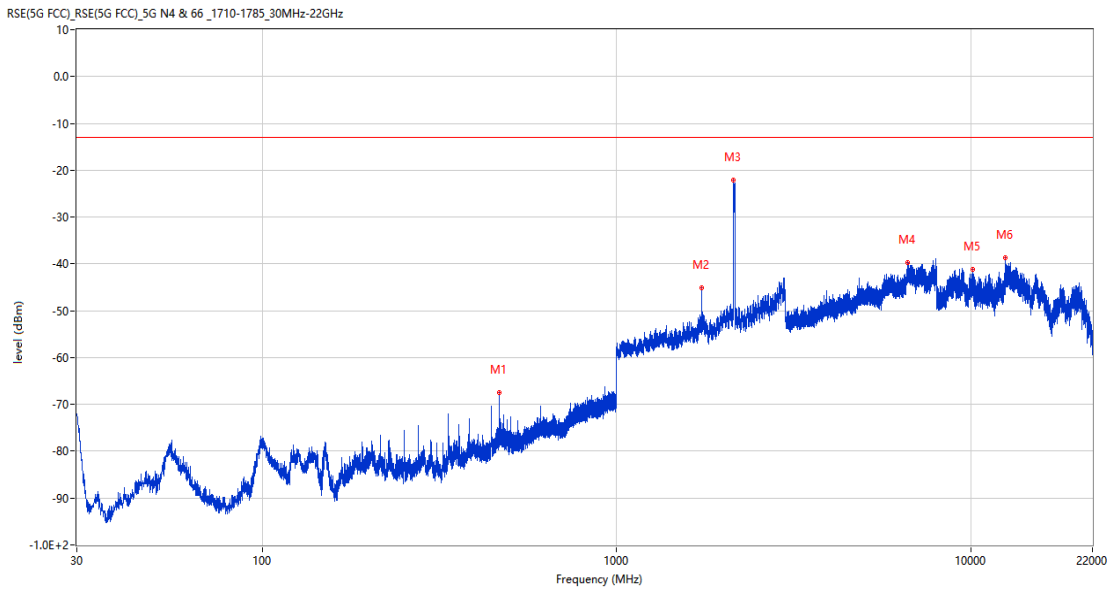
RSE-V&H n66 BW15 CH429000



Frequency (MHz)	Result (dBm)	Factor (dB)	PK Limit (dBm)	Over Limit (dB)	Table (o)	ANT	EUT	Verdict
275.556	-67.30	-13.96	-13.0	-54.30	114.00	Vertical	Horizontal	Pass
1727.900	-50.38	2.01	-13.0	-37.38	109.00	Vertical	Horizontal	N/A
2150.100	-34.22	3.19	-13.0	-21.22	203.00	Vertical	Horizontal	N/A
6657.250	-39.10	14.93	-13.0	-26.10	7.00	Vertical	Horizontal	Pass
9450.888	-40.86	14.19	-13.0	-27.86	184.00	Vertical	Horizontal	Pass
12922.050	-38.85	16.18	-13.0	-25.85	154.00	Vertical	Horizontal	Pass

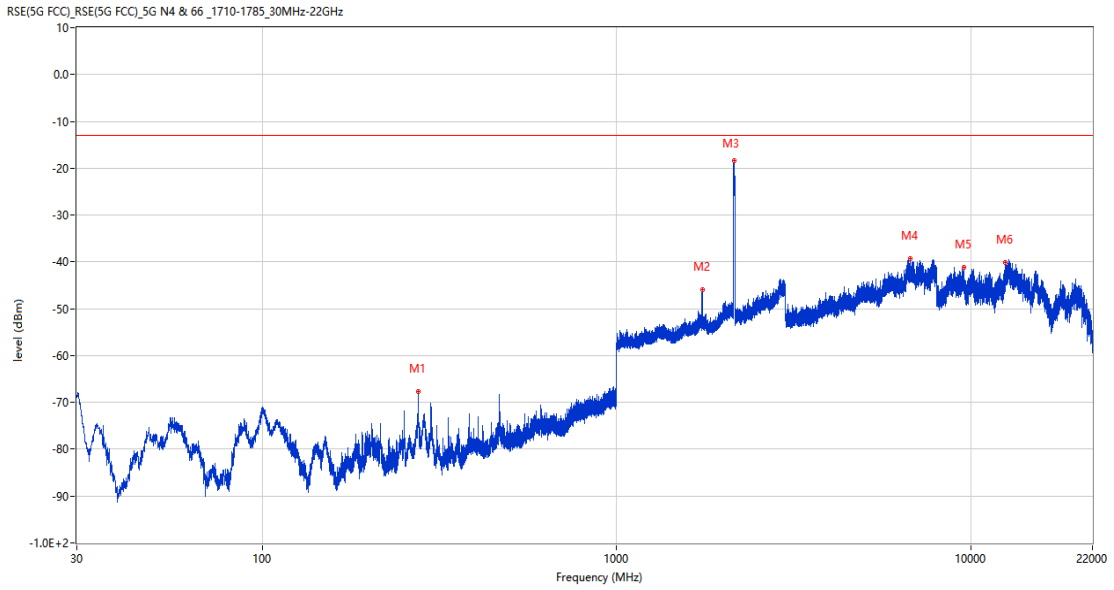
27.3 n66 BW20, QPSK, Middle Channel

RSE-H&H n66 BW20 CH429000



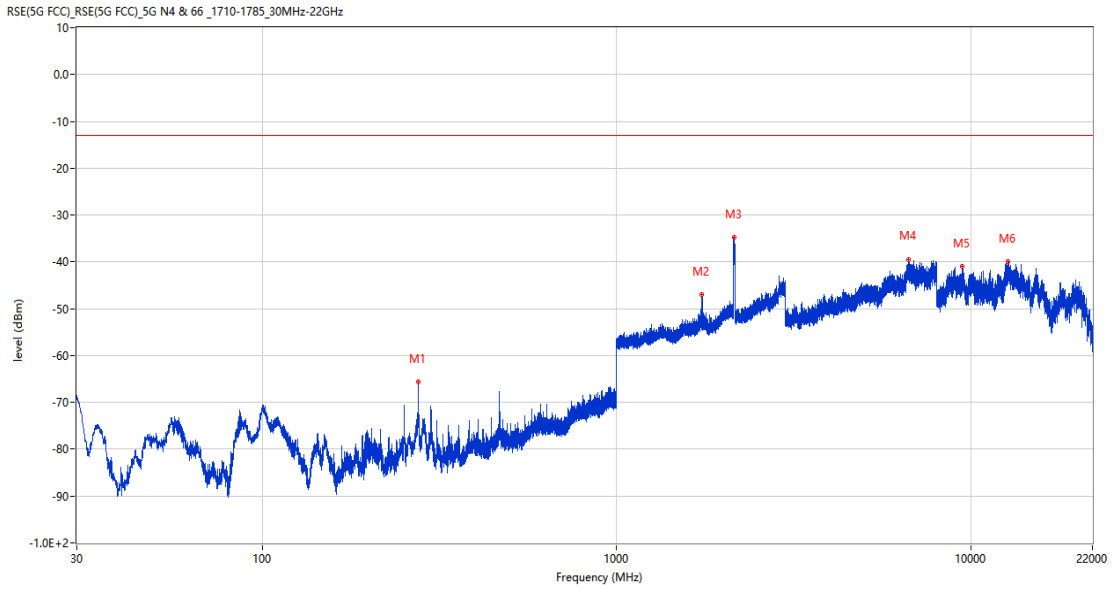
Frequency (MHz)	Result (dBm)	Factor (dB)	PK Limit (dBm)	Over Limit (dB)	Table (o)	ANT	EUT	Verdict
467.130	-67.40	-8.29	-13.0	-54.40	273.00	Horizontal	Horizontal	Pass
1736.200	-45.19	2.03	-13.0	-32.19	66.00	Horizontal	Horizontal	N/A
2137.600	-22.17	3.83	-13.0	-9.17	218.00	Horizontal	Horizontal	N/A
6628.250	-39.75	14.85	-13.0	-26.75	146.00	Horizontal	Horizontal	Pass
10099.500	-41.09	12.96	-13.0	-28.09	345.00	Horizontal	Horizontal	Pass
12509.412	-38.73	15.47	-13.0	-25.73	-3.00	Horizontal	Horizontal	Pass

RSE-H&V n66 BW20 CH429000



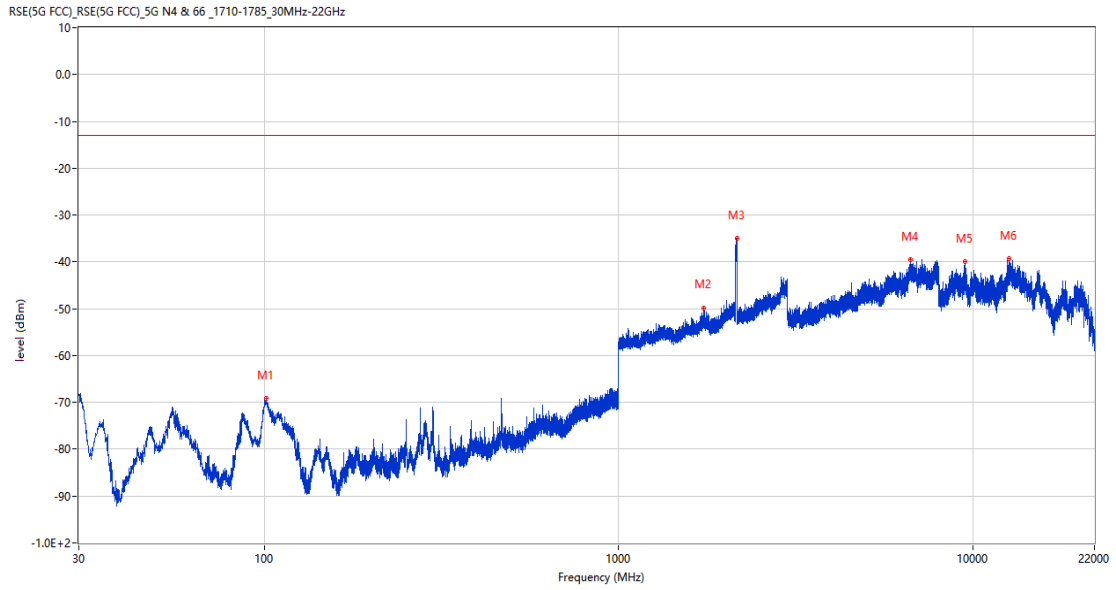
Frequency (MHz)	Result (dBm)	Factor (dB)	PK Limit (dBm)	Over Limit (dB)	Table (o)	ANT	EUT	Verdict
275.556	-67.71	-13.96	-13.0	-54.71	113.00	Horizontal	Vertical	Pass
1746.800	-45.95	2.05	-13.0	-32.95	215.00	Horizontal	Vertical	N/A
2149.000	-18.33	3.24	-13.0	-5.33	209.00	Horizontal	Vertical	N/A
6732.000	-39.22	15.31	-13.0	-26.22	353.00	Horizontal	Vertical	Pass
9547.312	-41.21	13.98	-13.0	-28.21	269.00	Horizontal	Vertical	Pass
12493.025	-40.08	15.43	-13.0	-27.08	292.00	Horizontal	Vertical	Pass

RSE-V&V n66 BW20 CH429000



Frequency (MHz)	Result (dBm)	Factor (dB)	PK Limit (dBm)	Over Limit (dB)	Table (o)	ANT	EUT	Verdict
275.701	-65.62	-13.94	-13.0	-52.62	114.00	Vertical	Vertical	Pass
1736.400	-46.87	2.03	-13.0	-33.87	214.00	Vertical	Vertical	N/A
2142.300	-34.76	3.74	-13.0	-21.76	149.00	Vertical	Vertical	N/A
6644.250	-39.41	15.11	-13.0	-26.41	319.00	Vertical	Vertical	Pass
9452.075	-40.96	14.16	-13.0	-27.96	209.00	Vertical	Vertical	Pass
12710.813	-40.00	16.42	-13.0	-27.00	163.00	Vertical	Vertical	Pass

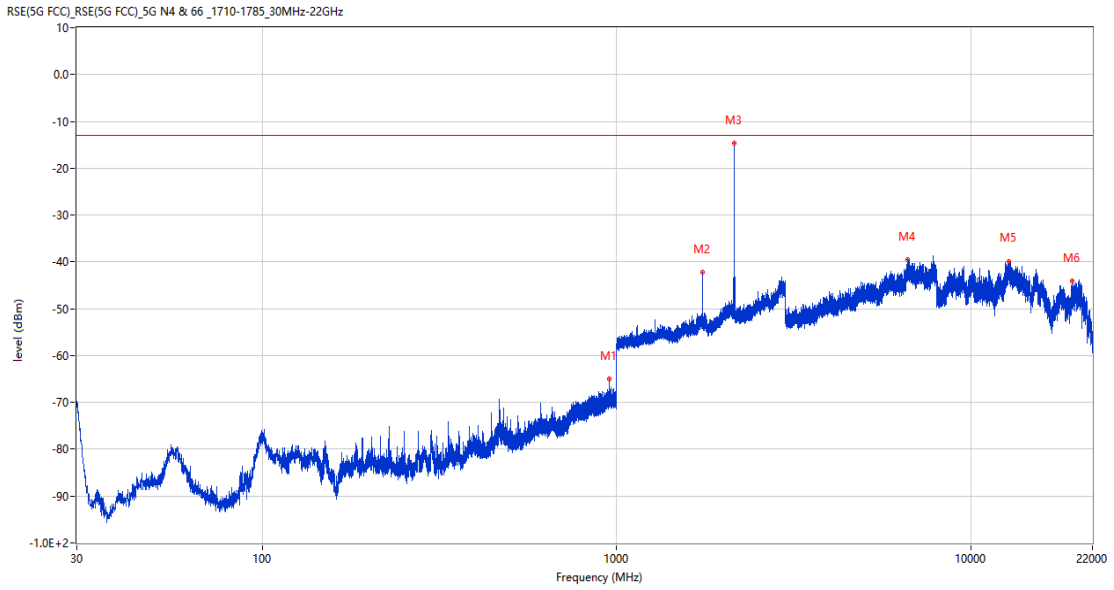
RSE-V&H n66 BW20 CH429000



Frequency (MHz)	Result (dBm)	Factor (dB)	PK Limit (dBm)	Over Limit (dB)	Table (o)	ANT	EUT	Verdict
101.537	-69.23	-19.54	-13.0	-56.23	357.00	Vertical	Horizontal	Pass
1735.900	-49.79	2.03	-13.0	-36.79	-1.00	Vertical	Horizontal	N/A
2153.500	-35.03	3.16	-13.0	-22.03	213.00	Vertical	Horizontal	N/A
6654.500	-39.50	14.94	-13.0	-26.50	279.00	Vertical	Horizontal	Pass
9469.887	-39.91	13.60	-13.0	-26.91	39.00	Vertical	Horizontal	Pass
12668.063	-39.40	15.98	-13.0	-26.40	0.00	Vertical	Horizontal	Pass

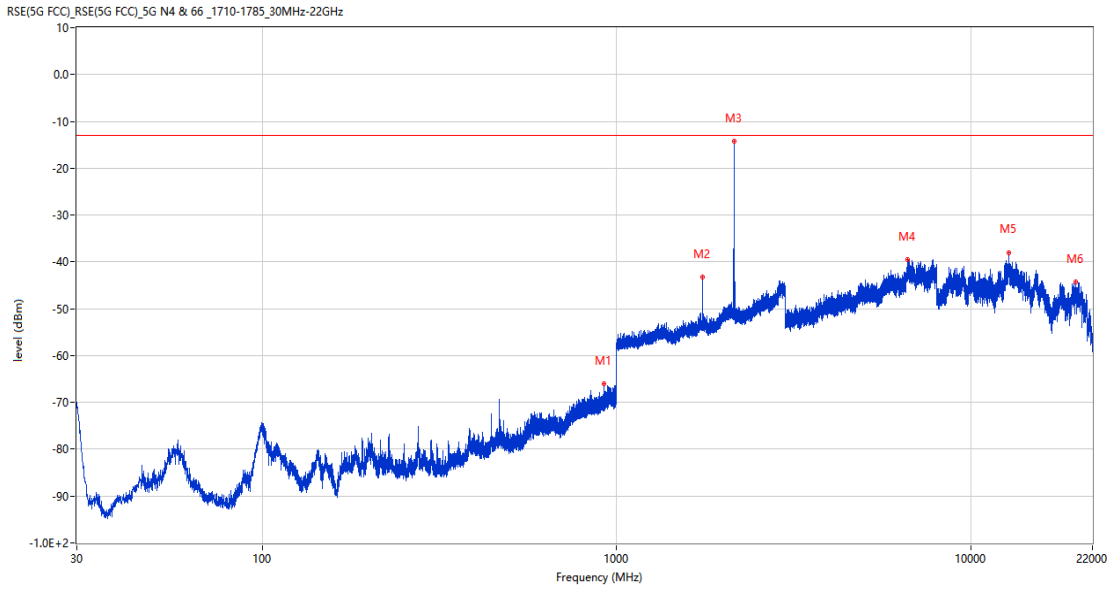
27.4 n66 BW5, PI/2 BPSK, Middle Channel

RSE-H&H n66 BW5 CH429000



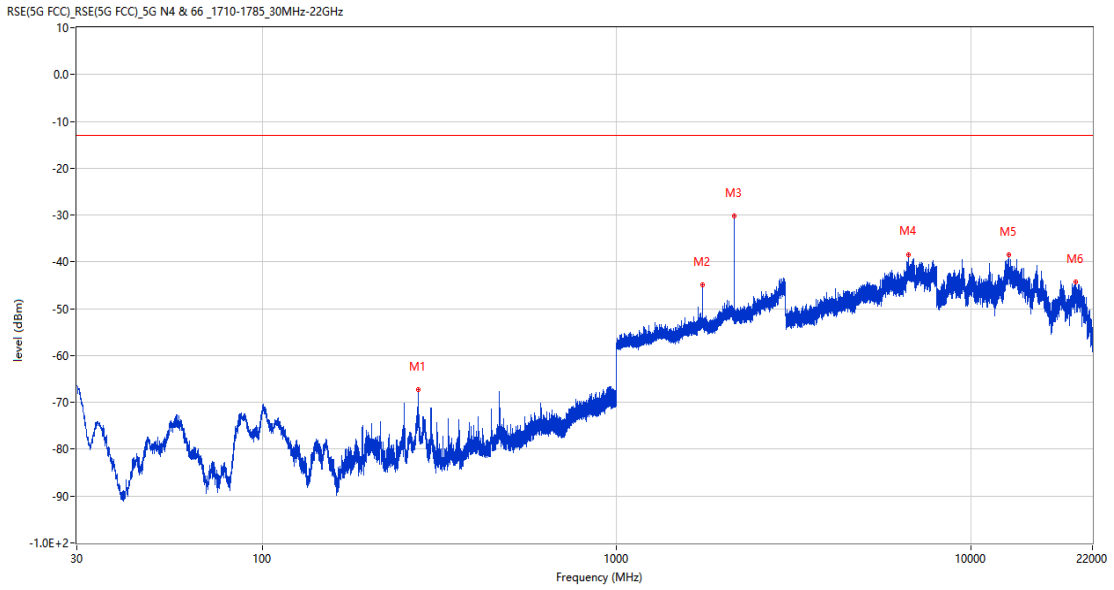
Frequency (MHz)	Result (dBm)	Factor (dB)	PK Limit (dBm)	Over Limit (dB)	Table (o)	ANT	EUT	Verdict
954.458	-65.08	1.69	-13.0	-52.08	315.00	Horizontal	Horizontal	Pass
1746.400	-42.26	2.05	-13.0	-29.26	133.00	Horizontal	Horizontal	N/A
2146.500	-14.70	3.38	-13.0	-1.70	133.00	Horizontal	Horizontal	N/A
6626.750	-39.49	14.71	-13.0	-26.49	80.00	Horizontal	Horizontal	Pass
12766.650	-39.94	15.94	-13.0	-26.94	300.00	Horizontal	Horizontal	Pass
19284.199	-44.00	10.60	-13.0	-31.00	109.00	Horizontal	Horizontal	Pass

RSE-H&V n66 BW5 CH429000



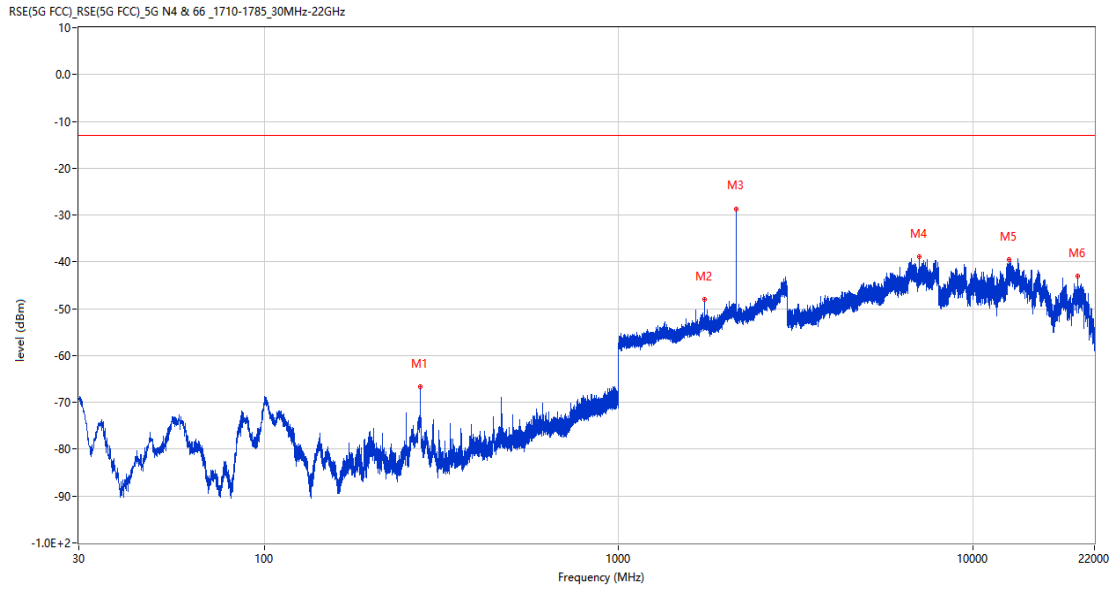
Frequency (MHz)	Result (dBm)	Factor (dB)	PK Limit (dBm)	Over Limit (dB)	Table (o)	ANT	EUT	Verdict
923.564	-66.10	0.68	-13.0	-53.10	155.00	Horizontal	Vertical	Pass
1746.300	-43.30	2.05	-13.0	-30.30	328.00	Horizontal	Vertical	N/A
2146.000	-14.29	3.43	-13.0	-1.29	140.00	Horizontal	Vertical	N/A
6628.750	-39.48	14.78	-13.0	-26.48	220.00	Horizontal	Vertical	Pass
12785.613	-38.06	15.87	-13.0	-25.06	206.00	Horizontal	Vertical	Pass
19751.324	-44.18	10.84	-13.0	-31.18	0.00	Horizontal	Vertical	Pass

RSE-V&V n66 BW5 CH429000



Frequency (MHz)	Result (dBm)	Factor (dB)	PK Limit (dBm)	Over Limit (dB)	Table (o)	ANT	EUT	Verdict
275.653	-67.26	-13.95	-13.0	-54.26	95.00	Vertical	Vertical	Pass
1744.900	-44.92	2.05	-13.0	-31.92	62.00	Vertical	Vertical	N/A
2147.000	-30.14	3.19	-13.0	-17.14	189.00	Vertical	Vertical	N/A
6668.250	-38.53	14.62	-13.0	-25.53	77.00	Vertical	Vertical	Pass
12775.437	-38.37	15.91	-13.0	-25.37	181.00	Vertical	Vertical	Pass
19760.574	-44.29	10.85	-13.0	-31.29	298.00	Vertical	Vertical	Pass

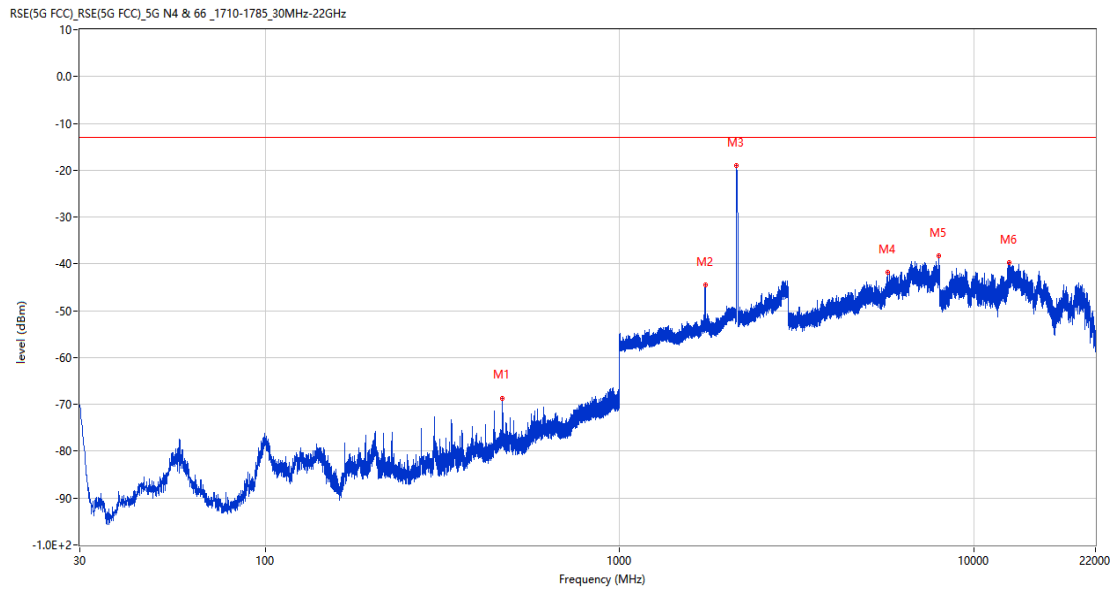
RSE-V&H n66 BW5 CH429000



Frequency (MHz)	Result (dBm)	Factor (dB)	PK Limit (dBm)	Over Limit (dB)	Table (o)	ANT	EUT	Verdict
275.701	-66.74	-13.94	-13.0	-53.74	95.00	Vertical	Horizontal	Pass
1744.800	-48.10	2.05	-13.0	-35.10	21.00	Vertical	Horizontal	N/A
2144.500	-28.64	3.60	-13.0	-15.64	193.00	Vertical	Horizontal	N/A
7058.000	-38.95	13.98	-13.0	-25.95	280.00	Vertical	Horizontal	Pass
12660.225	-39.50	15.85	-13.0	-26.50	-2.00	Vertical	Horizontal	Pass
19740.688	-43.04	10.84	-13.0	-30.04	181.00	Vertical	Horizontal	Pass

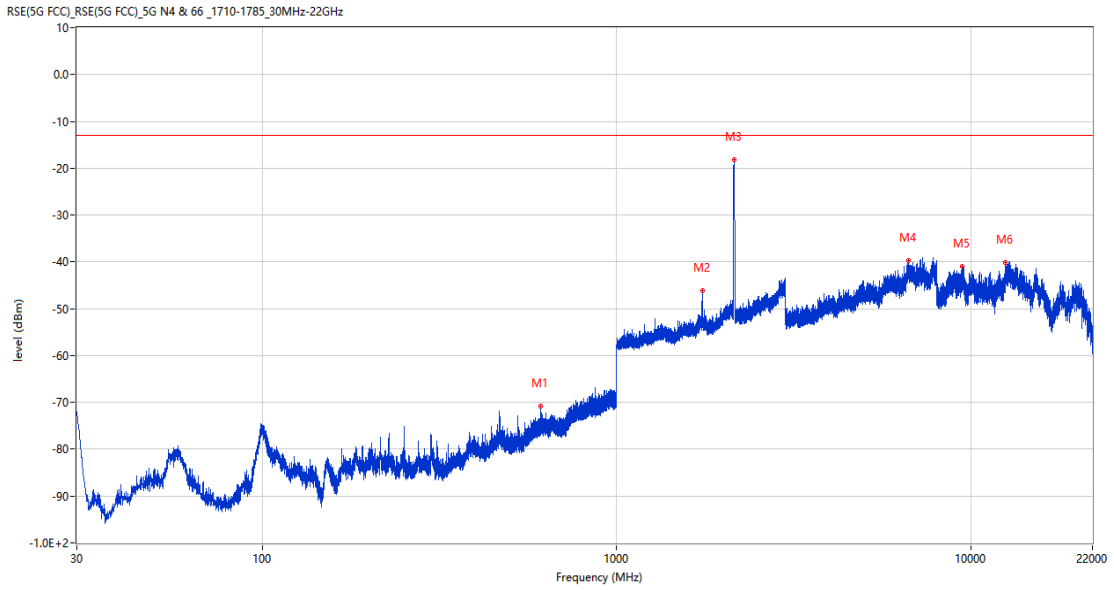
27.5 n66 BW15, PI/2 BPSK, Middle Channel

RSE-H&H n66 BW15 CH429000



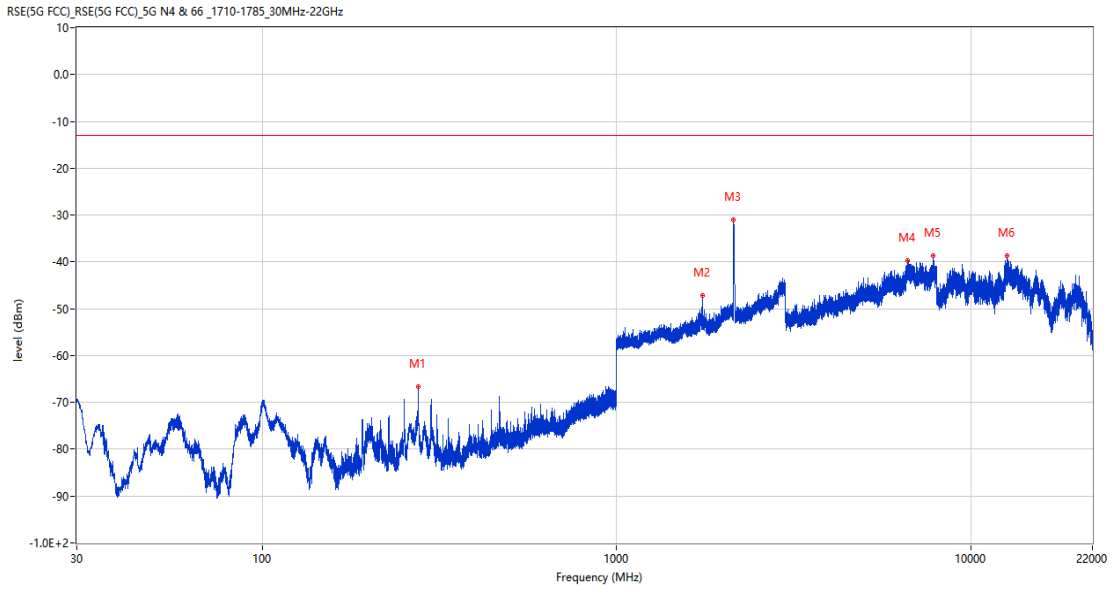
Frequency (MHz)	Result (dBm)	Factor (dB)	PK Limit (dBm)	Over Limit (dB)	Table (o)	ANT	EUT	Verdict
467.664	-68.63	-8.21	-13.0	-55.63	300.00	Horizontal	Horizontal	Pass
1742.900	-44.54	2.04	-13.0	-31.54	317.00	Horizontal	Horizontal	N/A
2139.700	-19.09	3.79	-13.0	-6.09	123.00	Horizontal	Horizontal	N/A
5713.000	-41.83	12.13	-13.0	-28.83	18.00	Horizontal	Horizontal	Pass
7947.750	-38.33	14.78	-13.0	-25.33	137.00	Horizontal	Horizontal	Pass
12565.937	-39.74	14.82	-13.0	-26.74	360.00	Horizontal	Horizontal	Pass

RSE-H&V n66 BW15 CH429000



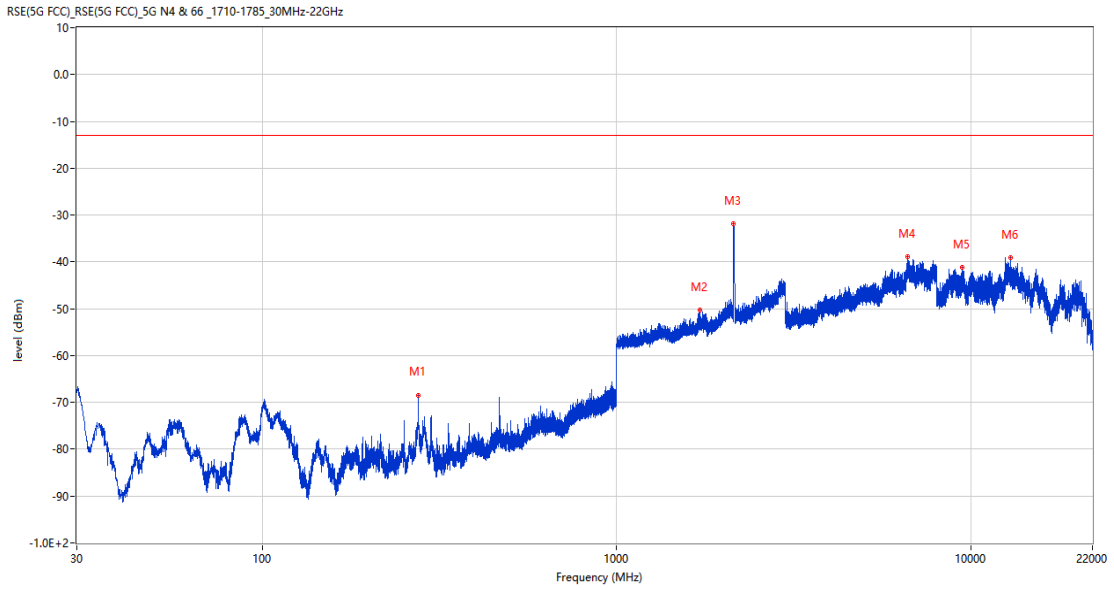
Frequency (MHz)	Result (dBm)	Factor (dB)	PK Limit (dBm)	Over Limit (dB)	Table (o)	ANT	EUT	Verdict
612.000	-70.84	-4.62	-13.0	-57.84	75.00	Horizontal	Vertical	Pass
1746.900	-46.24	2.05	-13.0	-33.24	185.00	Horizontal	Vertical	N/A
2143.600	-18.21	3.66	-13.0	-5.21	129.00	Horizontal	Vertical	N/A
6645.000	-39.74	15.13	-13.0	-26.74	343.00	Horizontal	Vertical	Pass
9464.188	-40.90	13.78	-13.0	-27.90	181.00	Horizontal	Vertical	Pass
12498.962	-40.23	15.63	-13.0	-27.23	0.00	Horizontal	Vertical	Pass

RSE-V&V n66 BW15 CH429000



Frequency (MHz)	Result (dBm)	Factor (dB)	PK Limit (dBm)	Over Limit (dB)	Table (o)	ANT	EUT	Verdict
275.750	-66.73	-13.93	-13.0	-53.73	126.00	Vertical	Vertical	Pass
1746.600	-47.11	2.05	-13.0	-34.11	67.00	Vertical	Vertical	N/A
2140.500	-31.02	3.72	-13.0	-18.02	202.00	Vertical	Vertical	N/A
6625.500	-39.65	14.83	-13.0	-26.65	174.00	Vertical	Vertical	Pass
7826.250	-38.71	15.92	-13.0	-25.71	314.00	Vertical	Vertical	Pass
12650.250	-38.70	15.67	-13.0	-25.70	0.00	Vertical	Vertical	Pass

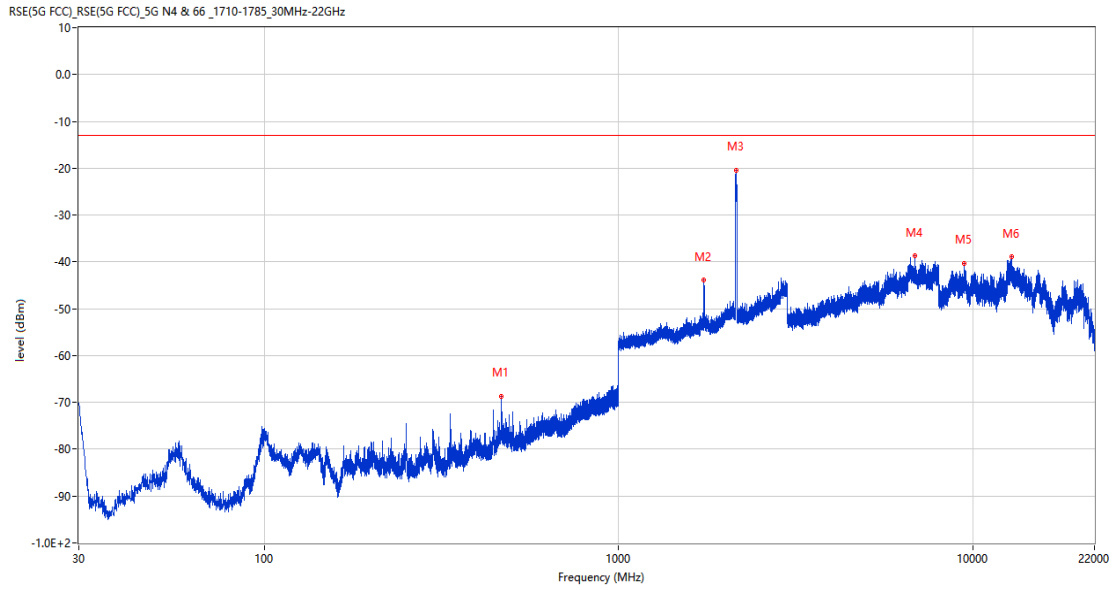
RSE-V&H n66 BW15 CH429000



Frequency (MHz)	Result (dBm)	Factor (dB)	PK Limit (dBm)	Over Limit (dB)	Table (o)	ANT	EUT	Verdict
275.653	-68.42	-13.95	-13.0	-55.42	145.00	Vertical	Horizontal	Pass
1713.200	-50.31	1.99	-13.0	-37.31	20.00	Vertical	Horizontal	N/A
2139.400	-31.89	3.81	-13.0	-18.89	194.00	Vertical	Horizontal	N/A
6634.250	-38.91	14.83	-13.0	-25.91	40.00	Vertical	Horizontal	Pass
9452.550	-41.23	14.14	-13.0	-28.23	183.00	Vertical	Horizontal	Pass
12898.463	-39.09	16.72	-13.0	-26.09	276.00	Vertical	Horizontal	Pass

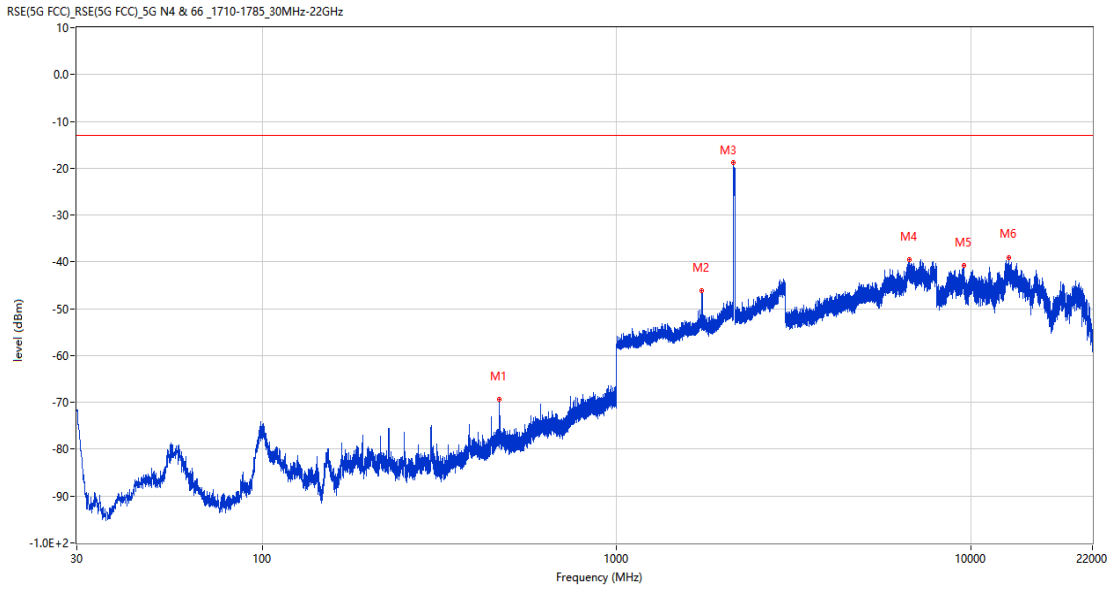
27.6 n66 BW20, PI/2 BPSK, Middle Channel

RSE-H&H n66 BW20 CH429000



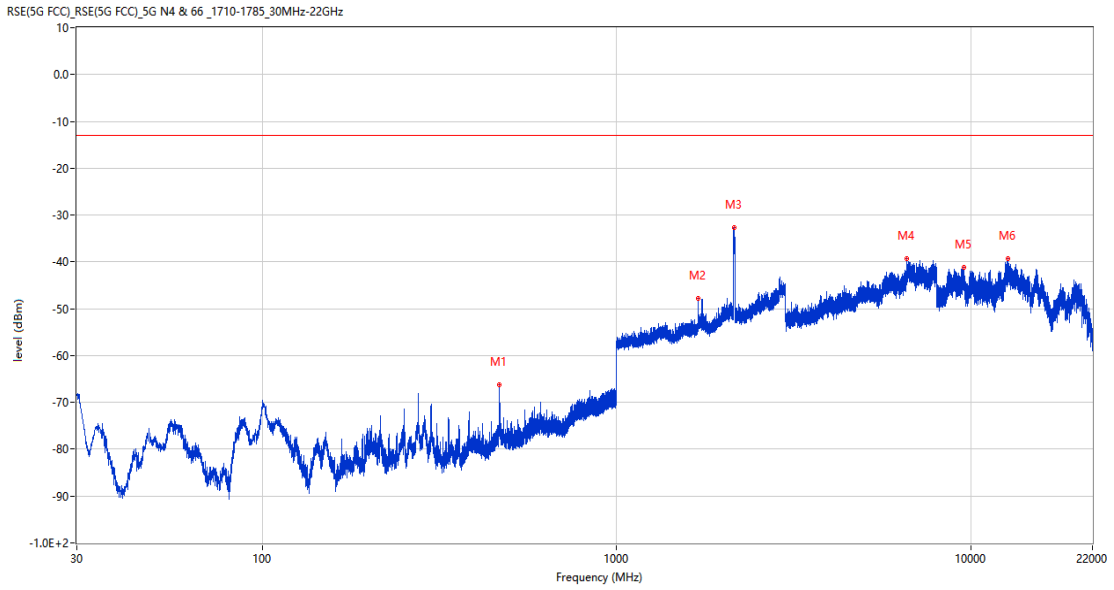
Frequency (MHz)	Result (dBm)	Factor (dB)	PK Limit (dBm)	Over Limit (dB)	Table (o)	ANT	EUT	Verdict
467.567	-68.63	-8.21	-13.0	-55.63	296.00	Horizontal	Horizontal	Pass
1736.500	-43.95	2.03	-13.0	-30.95	126.00	Horizontal	Horizontal	N/A
2143.200	-20.55	3.63	-13.0	-7.55	126.00	Horizontal	Horizontal	N/A
6869.250	-38.78	14.10	-13.0	-25.78	263.00	Horizontal	Horizontal	Pass
9454.213	-40.36	14.09	-13.0	-27.36	15.00	Horizontal	Horizontal	Pass
12881.812	-38.90	16.24	-13.0	-25.90	139.00	Horizontal	Horizontal	Pass

RSE-H&V n66 BW20 CH429000



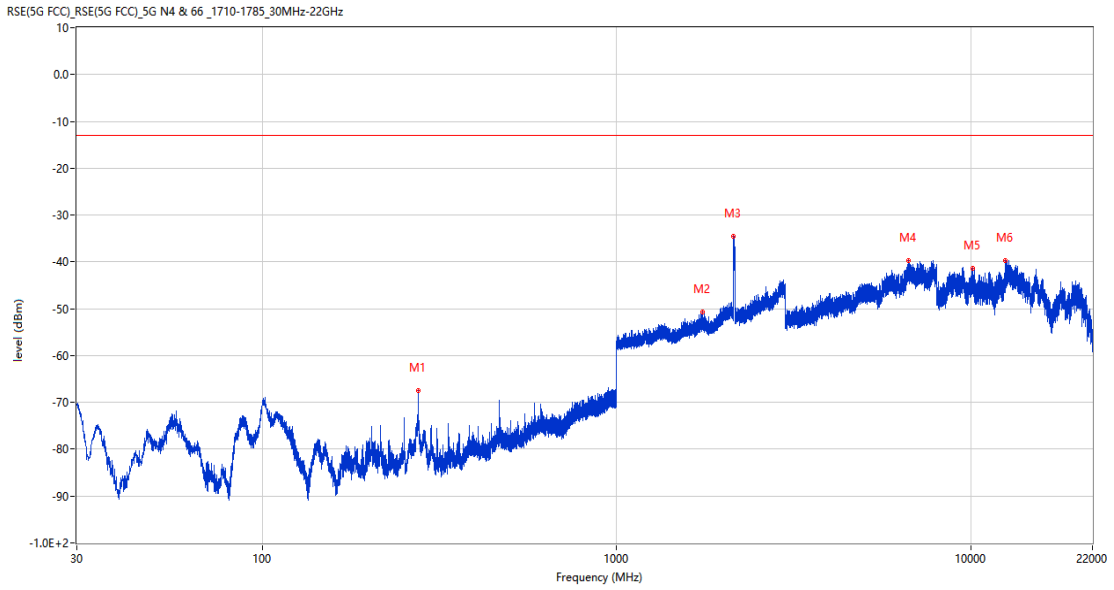
Frequency (MHz)	Result (dBm)	Factor (dB)	PK Limit (dBm)	Over Limit (dB)	Table (o)	ANT	EUT	Verdict
467.470	-69.31	-8.23	-13.0	-56.31	296.00	Horizontal	Vertical	Pass
1736.500	-46.24	2.03	-13.0	-33.24	328.00	Horizontal	Vertical	N/A
2139.000	-18.75	3.83	-13.0	-5.75	207.00	Horizontal	Vertical	N/A
6705.250	-39.61	15.49	-13.0	-26.61	360.00	Horizontal	Vertical	Pass
9549.688	-40.68	14.04	-13.0	-27.68	-2.00	Horizontal	Vertical	Pass
12744.537	-39.00	16.06	-13.0	-26.00	124.00	Horizontal	Vertical	Pass

RSE-V&V n66 BW20 CH429000



Frequency (MHz)	Result (dBm)	Factor (dB)	PK Limit (dBm)	Over Limit (dB)	Table (o)	ANT	EUT	Verdict
467.470	-66.31	-8.23	-13.0	-53.31	236.00	Vertical	Vertical	Pass
1697.400	-47.88	0.97	-13.0	-34.88	44.00	Vertical	Vertical	N/A
2144.800	-32.65	3.55	-13.0	-19.65	124.00	Vertical	Vertical	N/A
6588.250	-39.39	14.29	-13.0	-26.39	99.00	Vertical	Vertical	Pass
9527.125	-41.24	13.41	-13.0	-28.24	200.00	Vertical	Vertical	Pass
12730.287	-39.41	16.21	-13.0	-26.41	16.00	Vertical	Vertical	Pass

RSE-V&H n66 BW20 CH429000

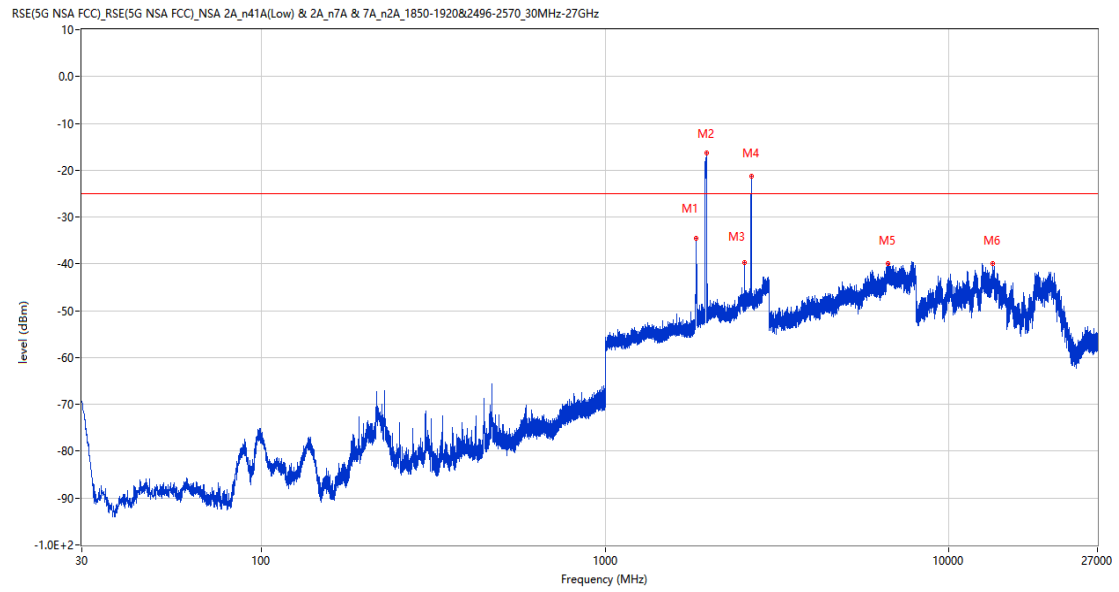


Frequency (MHz)	Result (dBm)	Factor (dB)	PK Limit (dBm)	Over Limit (dB)	Table (o)	ANT	EUT	Verdict
275.604	-67.41	-13.96	-13.0	-54.41	45.00	Vertical	Horizontal	Pass
1748.000	-50.71	2.05	-13.0	-37.71	361.00	Vertical	Horizontal	N/A
2137.900	-34.62	3.81	-13.0	-21.62	193.00	Vertical	Horizontal	N/A
6650.500	-39.66	15.10	-13.0	-26.66	272.00	Vertical	Horizontal	Pass
10094.276	-41.36	13.08	-13.0	-28.36	141.00	Vertical	Horizontal	Pass
12497.299	-39.74	15.57	-13.0	-26.74	345.00	Vertical	Horizontal	Pass

28 DC_2A_n7A

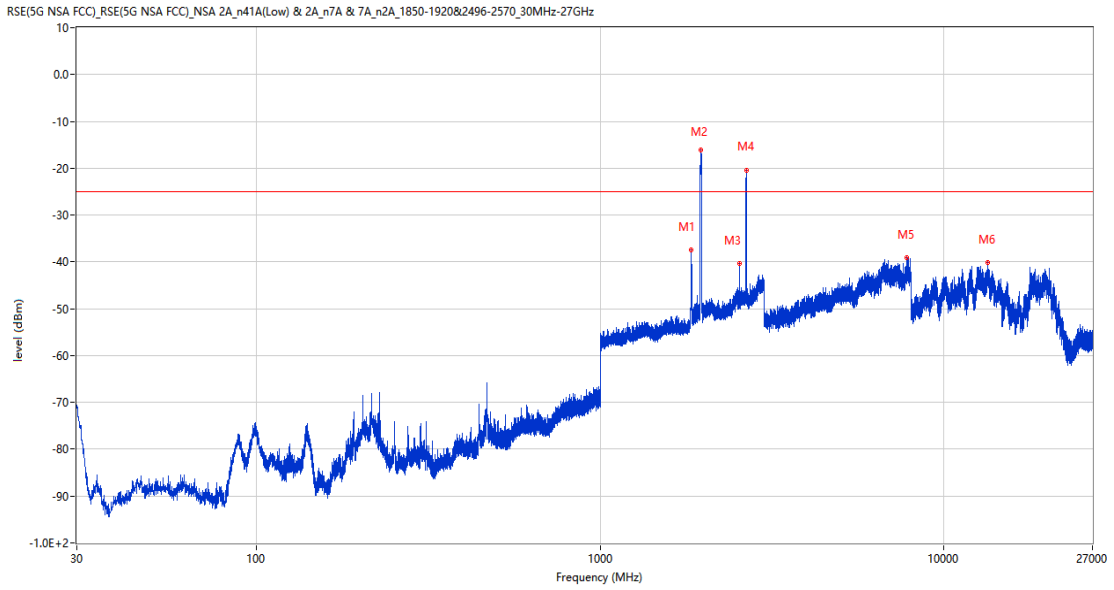
28.1 DC_2A_n7A BW20(LTE)+BW5(NR), QPSK, Middle Chanel

RSE-H&H DC_2A_n7A BW20(LTE)+BW5(NR)



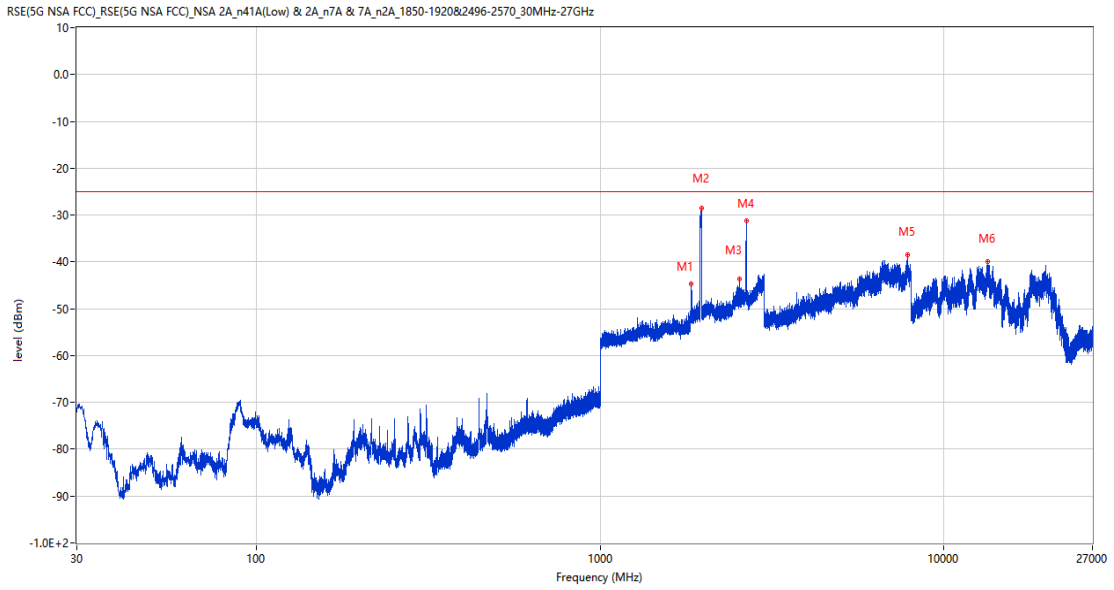
Frequency (MHz)	Result (dBm)	Factor (dB)	PK Limit (dBm)	Over Limit (dB)	Table (o)	ANT	EUT	Verdict
1839.700	-34.56	2.98	-25.0	-9.56	104.00	Horizontal	Horizontal	N/A
1967.600	-16.25	3.45	-25.0	8.75	221.00	Horizontal	Horizontal	N/A
2535.800	-39.62	8.24	-25.0	-14.62	148.00	Horizontal	Horizontal	N/A
2656.600	-21.26	8.68	-25.0	3.74	221.00	Horizontal	Horizontal	N/A
6642.250	-39.86	15.08	-25.0	-14.86	192.00	Horizontal	Horizontal	Pass
13391.287	-40.00	16.93	-25.0	-15.00	343.00	Horizontal	Horizontal	Pass

RSE-H&V DC_2A_n7A BW20(LTE)+BW5(NR)



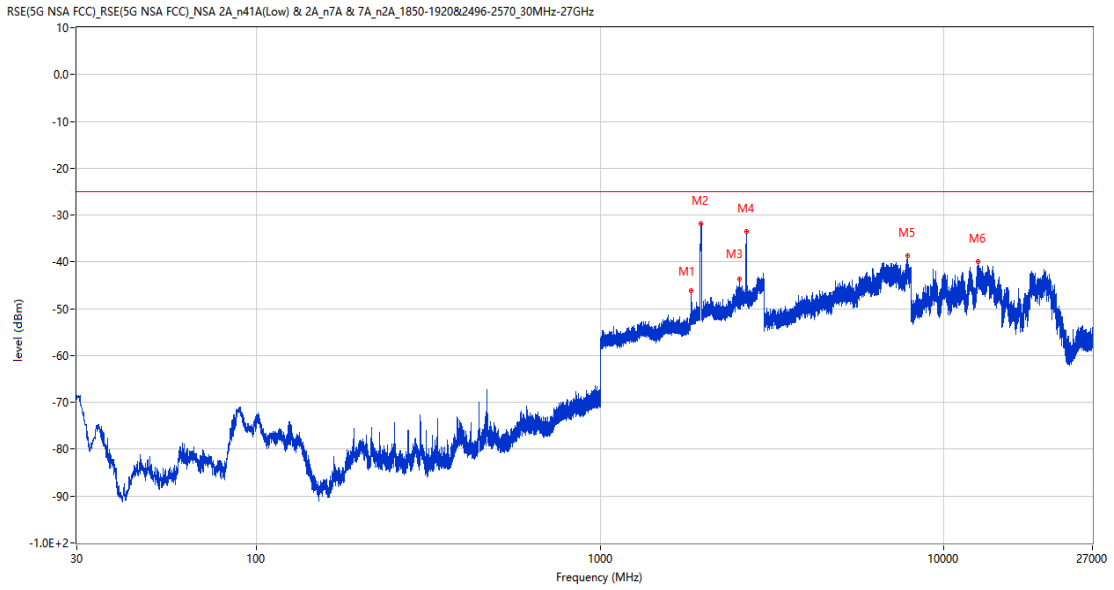
Frequency (MHz)	Result (dBm)	Factor (dB)	PK Limit (dBm)	Over Limit (dB)	Table (o)	ANT	EUT	Verdict
1839.300	-37.47	2.90	-25.0	-12.47	189.00	Horizontal	Vertical	N/A
1957.900	-16.17	3.54	-25.0	8.83	109.00	Horizontal	Vertical	N/A
2536.300	-40.30	8.24	-25.0	-15.30	144.00	Horizontal	Vertical	N/A
2655.300	-20.37	8.80	-25.0	4.63	136.00	Horizontal	Vertical	N/A
7806.750	-39.18	16.09	-25.0	-14.18	267.00	Horizontal	Vertical	Pass
13378.425	-40.11	16.81	-25.0	-15.11	-2.00	Horizontal	Vertical	Pass

RSE-V&V DC_2A_n7A BW20(LTE)+BW5(NR)



Frequency (MHz)	Result (dBm)	Factor (dB)	PK Limit (dBm)	Over Limit (dB)	Table (o)	ANT	EUT	Verdict
1837.900	-44.68	2.60	-25.0	-19.68	39.00	Vertical	Vertical	N/A
1967.700	-28.51	3.45	-25.0	-3.51	136.00	Vertical	Vertical	N/A
2536.300	-43.68	8.24	-25.0	-18.68	136.00	Vertical	Vertical	N/A
2655.100	-31.15	8.83	-25.0	-6.15	91.00	Vertical	Vertical	N/A
7830.500	-38.43	15.69	-25.0	-13.43	20.00	Vertical	Vertical	Pass
13414.651	-40.02	16.69	-25.0	-15.02	81.00	Vertical	Vertical	Pass

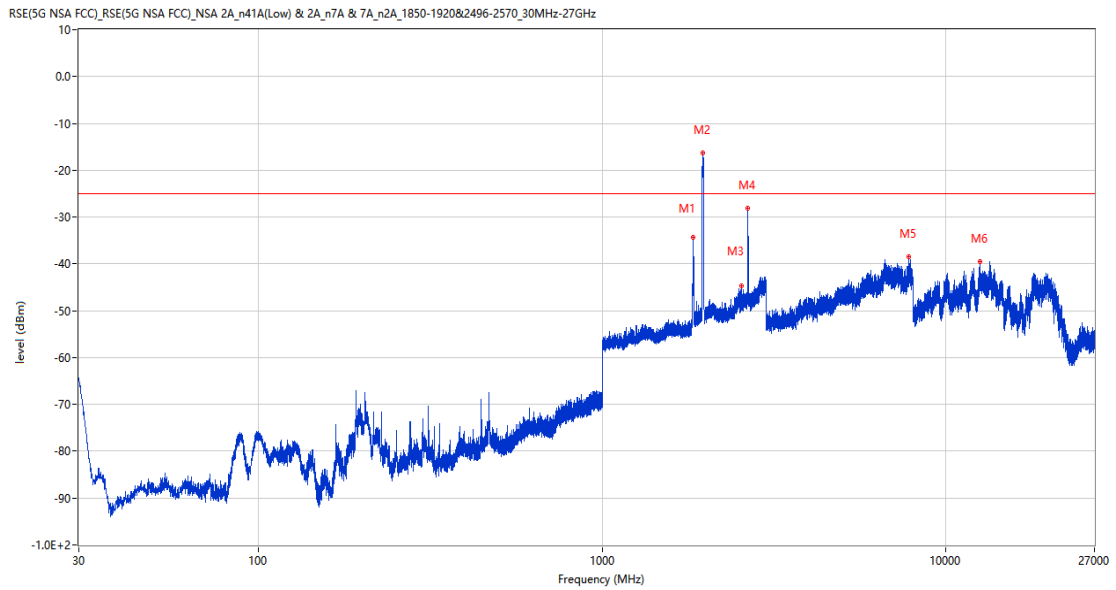
RSE-V&H DC_2A_n7A BW20(LTE)+BW5(NR)



Frequency (MHz)	Result (dBm)	Factor (dB)	PK Limit (dBm)	Over Limit (dB)	Table (o)	ANT	EUT	Verdict
1839.900	-46.23	2.98	-25.0	-21.23	280.00	Vertical	Horizontal	N/A
1965.300	-31.79	3.85	-25.0	-6.79	111.00	Vertical	Horizontal	N/A
2536.200	-43.74	8.24	-25.0	-18.74	23.00	Vertical	Horizontal	N/A
2656.500	-33.47	8.69	-25.0	-8.47	101.00	Vertical	Horizontal	N/A
7819.500	-38.70	16.25	-25.0	-13.70	301.00	Vertical	Horizontal	Pass
12532.688	-39.86	14.20	-25.0	-14.86	87.00	Vertical	Horizontal	Pass

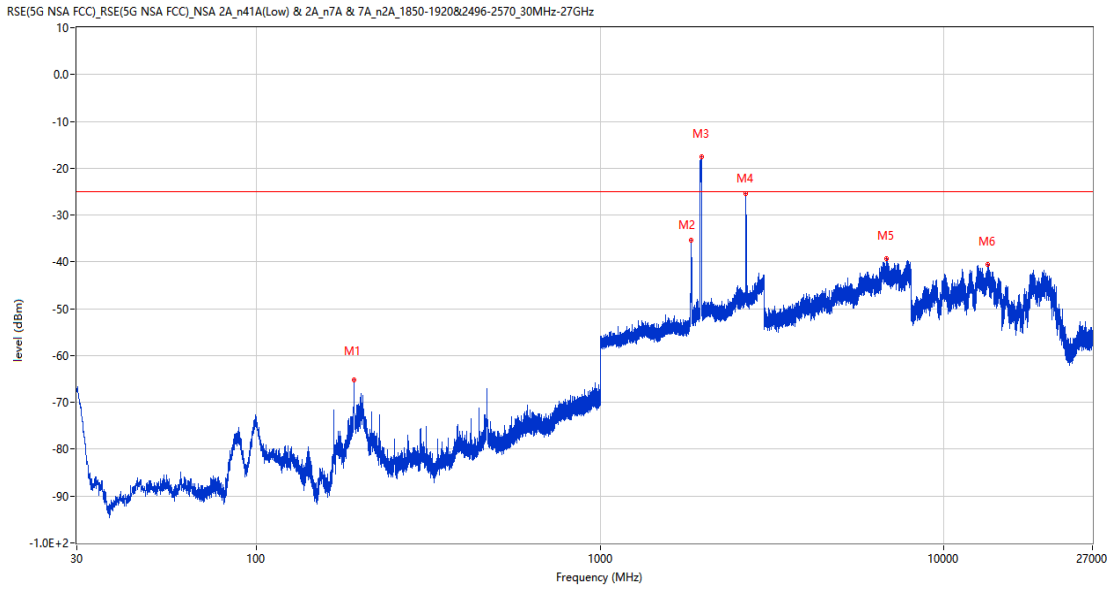
28.2 DC_2A_n7A BW20(LTE)+BW15(NR), QPSK, Middle Chanel

RSE-H&H DC_2A_n7A BW20(LTE)+BW15(NR)



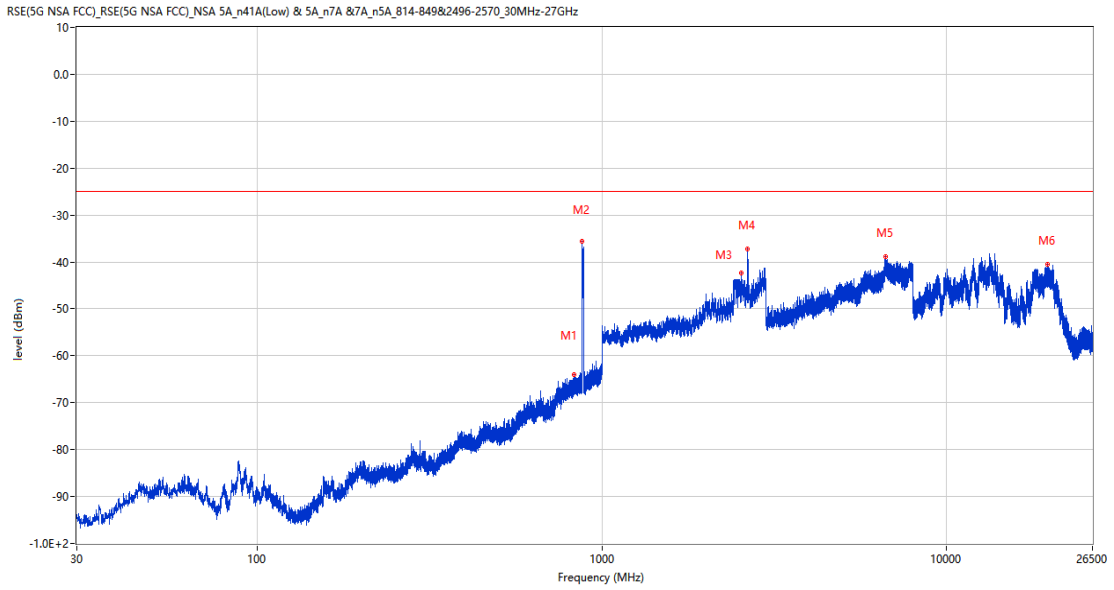
Frequency (MHz)	Result (dBm)	Factor (dB)	PK Limit (dBm)	Over Limit (dB)	Table (o)	ANT	EUT	Verdict
1838.200	-34.42	2.60	-25.0	-9.42	143.00	Horizontal	Horizontal	N/A
1961.400	-16.24	4.03	-25.0	8.76	211.00	Horizontal	Horizontal	N/A
2537.400	-44.72	8.24	-25.0	-19.72	118.00	Horizontal	Horizontal	N/A
2651.700	-28.19	9.24	-25.0	-3.19	211.00	Horizontal	Horizontal	N/A
7783.750	-38.44	15.56	-25.0	-13.44	71.00	Horizontal	Horizontal	Pass
12543.849	-39.43	14.02	-25.0	-14.43	-2.00	Horizontal	Horizontal	Pass

RSE-H&V DC_2A_n7A BW20(LTE)+BW15(NR)



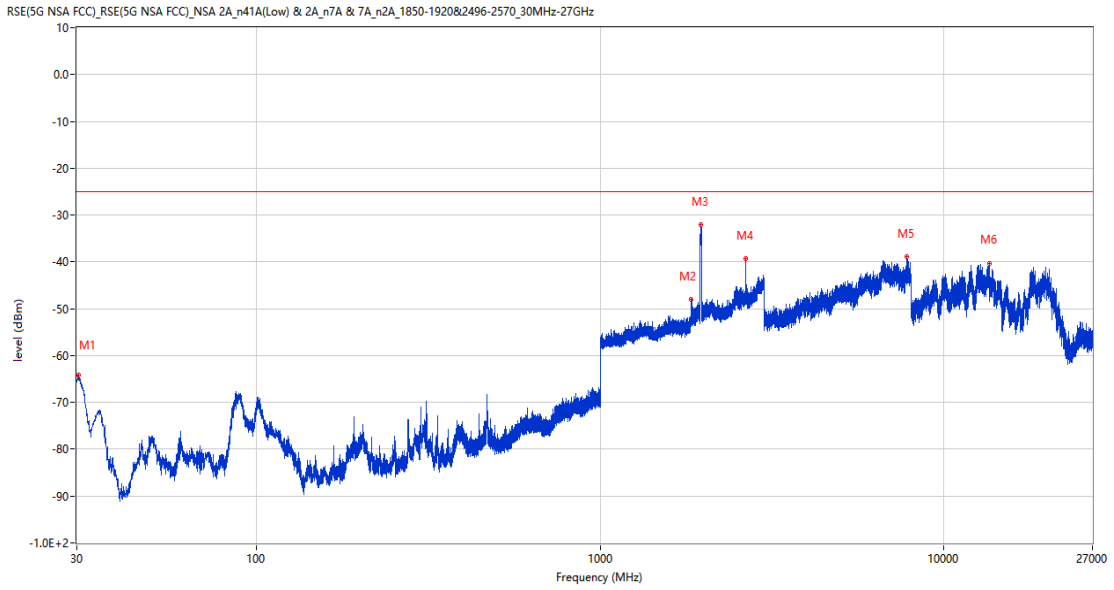
Frequency (MHz)	Result (dBm)	Factor (dB)	PK Limit (dBm)	Over Limit (dB)	Table (o)	ANT	EUT	Verdict
191.990	-65.22	-16.17	-25.0	-40.22	78.00	Horizontal	Vertical	Pass
1839.900	-35.28	2.98	-25.0	-10.28	172.00	Horizontal	Vertical	N/A
1967.600	-17.48	3.45	-25.0	7.52	103.00	Horizontal	Vertical	N/A
2649.200	-25.37	9.73	-25.0	-0.37	103.00	Horizontal	Vertical	N/A
6782.750	-39.37	14.29	-25.0	-14.37	-1.00	Horizontal	Vertical	Pass
13403.625	-40.58	16.93	-25.0	-15.58	167.00	Horizontal	Vertical	Pass

RSE-V&V DC_2A_n7A BW20(LTE)+BW15(NR)



Frequency (MHz)	Result (dBm)	Factor (dB)	PK Limit (dBm)	Over Limit (dB)	Table (o)	ANT	EUT	Verdict
1839.600	-39.94	2.98	-25.0	-14.94	75.00	Vertical	Vertical	N/A
1961.000	-34.63	3.91	-25.0	-9.63	-2.00	Vertical	Vertical	N/A
2537.200	-44.72	8.24	-25.0	-19.72	-2.00	Vertical	Vertical	N/A
2651.400	-36.74	9.27	-25.0	-11.74	351.00	Vertical	Vertical	N/A
6669.000	-40.01	14.66	-25.0	-15.01	199.00	Vertical	Vertical	Pass
13415.175	-40.02	16.68	-25.0	-15.02	145.00	Vertical	Vertical	Pass

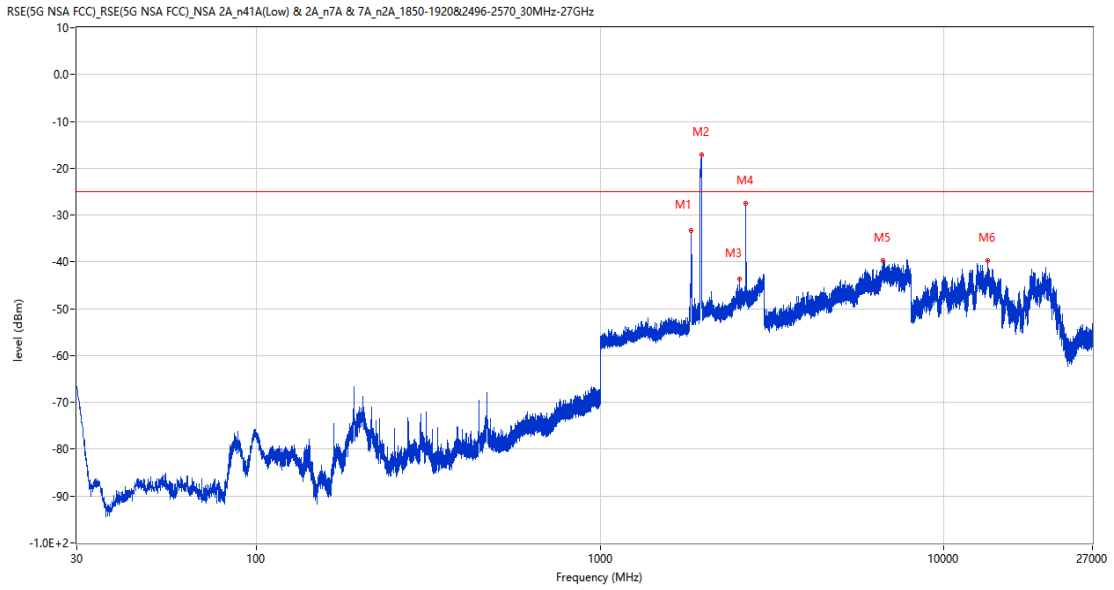
RSE-V&H DC_2A_n7A BW20(LTE)+BW15(NR)



Frequency (MHz)	Result (dBm)	Factor (dB)	PK Limit (dBm)	Over Limit (dB)	Table (o)	ANT	EUT	Verdict
30.340	-64.19	-23.84	-25.0	-39.19	94.00	Vertical	Horizontal	Pass
1839.300	-48.02	2.90	-25.0	-23.02	88.00	Vertical	Horizontal	N/A
1960.300	-32.13	3.92	-25.0	-7.13	149.00	Vertical	Horizontal	N/A
2649.700	-39.34	9.62	-25.0	-14.34	97.00	Vertical	Horizontal	N/A
7793.750	-38.97	15.63	-25.0	-13.97	75.00	Vertical	Horizontal	Pass
13524.375	-40.44	15.59	-25.0	-15.44	327.00	Vertical	Horizontal	Pass

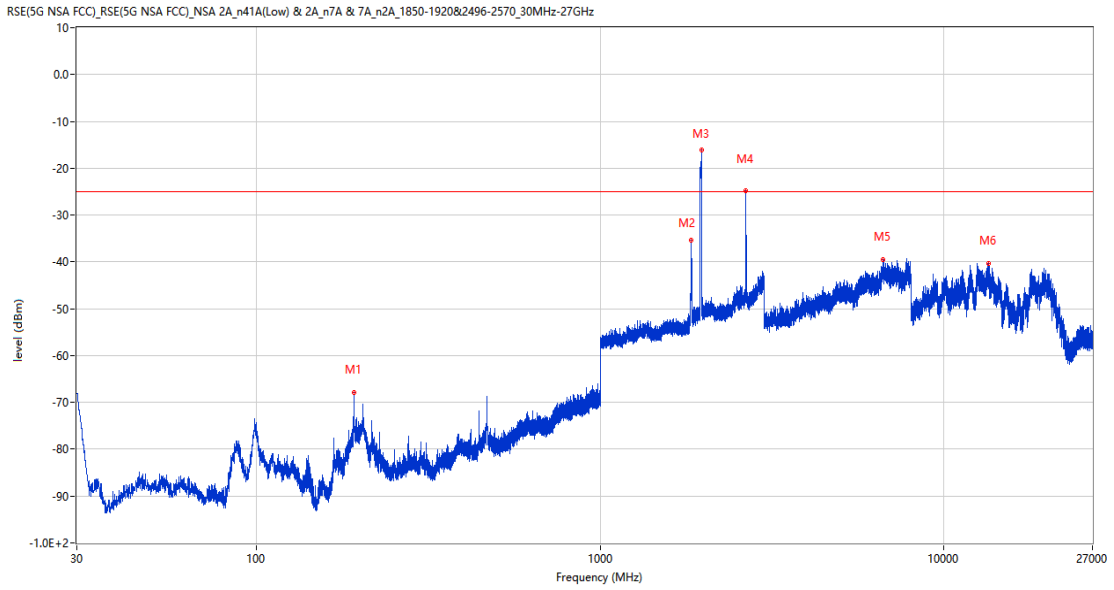
28.3 DC_2A_n7A BW20(LTE)+BW20(NR), QPSK, Middle Chanel

RSE-H&H DC_2A_n7A BW20(LTE)+BW20(NR)



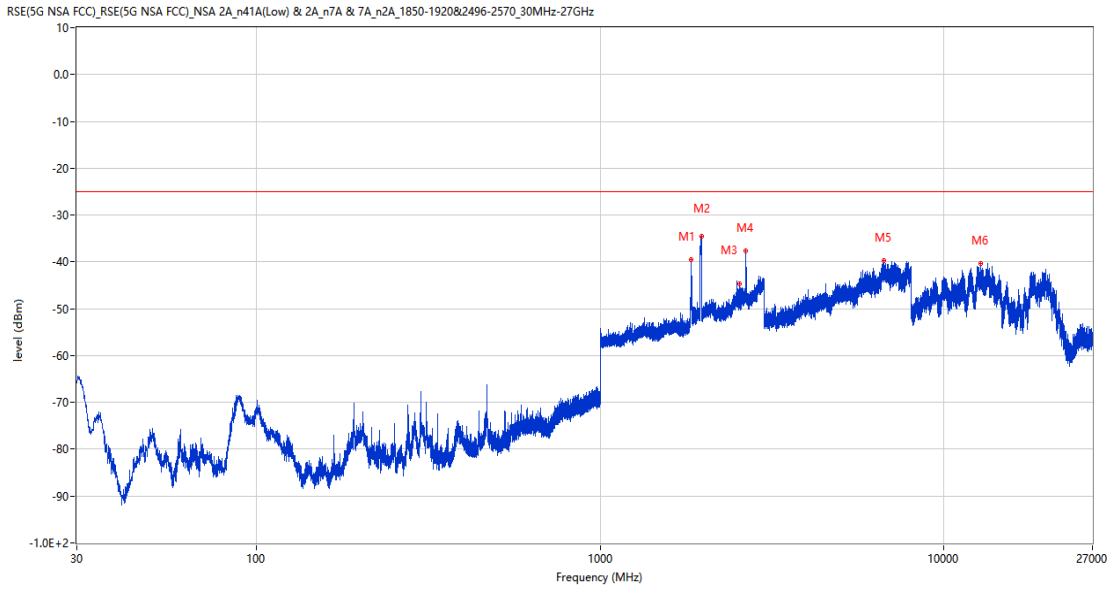
Frequency (MHz)	Result (dBm)	Factor (dB)	PK Limit (dBm)	Over Limit (dB)	Table (o)	ANT	EUT	Verdict
1837.700	-33.25	2.58	-25.0	-8.25	179.00	Horizontal	Horizontal	N/A
1965.500	-17.22	3.81	-25.0	7.78	214.00	Horizontal	Horizontal	N/A
2538.900	-43.66	8.23	-25.0	-18.66	162.00	Horizontal	Horizontal	N/A
2649.100	-27.54	9.76	-25.0	-2.54	205.00	Horizontal	Horizontal	N/A
6644.500	-39.80	15.11	-25.0	-14.80	289.00	Horizontal	Horizontal	Pass
13388.137	-39.82	16.90	-25.0	-14.82	144.00	Horizontal	Horizontal	Pass

RSE-H&V DC_2A_n7A BW20(LTE)+BW20(NR)



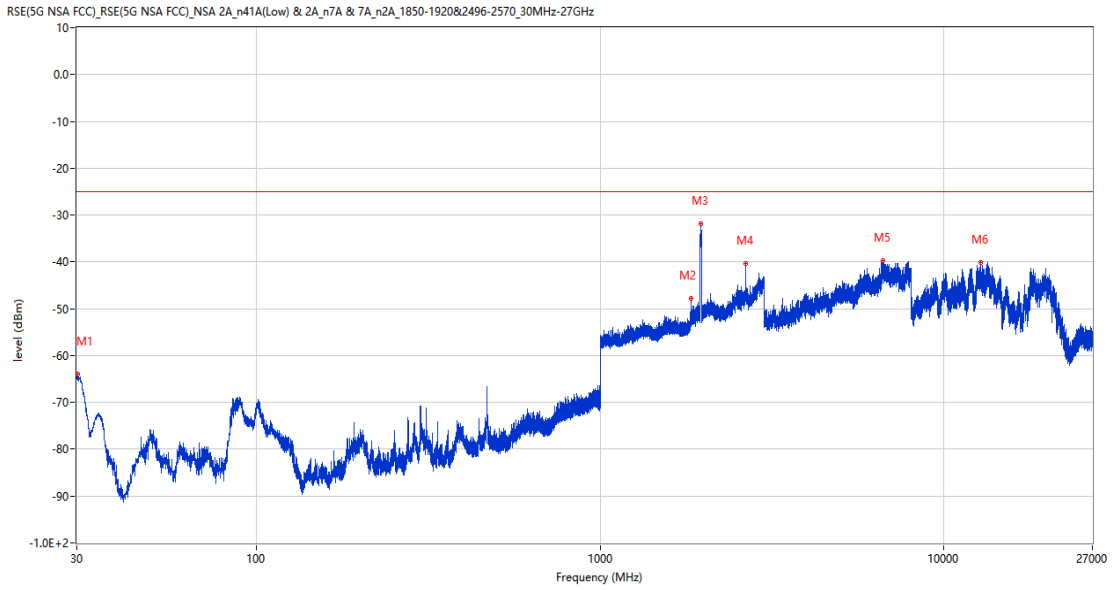
Frequency (MHz)	Result (dBm)	Factor (dB)	PK Limit (dBm)	Over Limit (dB)	Table (o)	ANT	EUT	Verdict
191.990	-67.86	-16.17	-25.0	-42.86	88.00	Horizontal	Vertical	Pass
1839.700	-35.46	2.98	-25.0	-10.46	171.00	Horizontal	Vertical	N/A
1968.900	-16.20	3.32	-25.0	8.80	102.00	Horizontal	Vertical	N/A
2647.600	-24.73	9.95	-25.0	0.27	102.00	Horizontal	Vertical	N/A
6648.750	-39.51	15.20	-25.0	-14.51	86.00	Horizontal	Vertical	Pass
13453.500	-40.37	15.87	-25.0	-15.37	145.00	Horizontal	Vertical	Pass

RSE-V&V DC_2A_n7A BW20(LTE)+BW20(NR)



Frequency (MHz)	Result (dBm)	Factor (dB)	PK Limit (dBm)	Over Limit (dB)	Table (o)	ANT	EUT	Verdict
1840.600	-39.54	2.99	-25.0	-14.54	75.00	Vertical	Vertical	N/A
1967.000	-34.59	3.41	-25.0	-9.59	359.00	Vertical	Vertical	N/A
2537.600	-44.78	8.23	-25.0	-19.78	359.00	Vertical	Vertical	N/A
2647.100	-37.59	9.96	-25.0	-12.59	-2.00	Vertical	Vertical	N/A
6662.500	-39.62	14.80	-25.0	-14.62	62.00	Vertical	Vertical	Pass
12750.000	-40.30	14.71	-25.0	-15.30	108.00	Vertical	Vertical	Pass

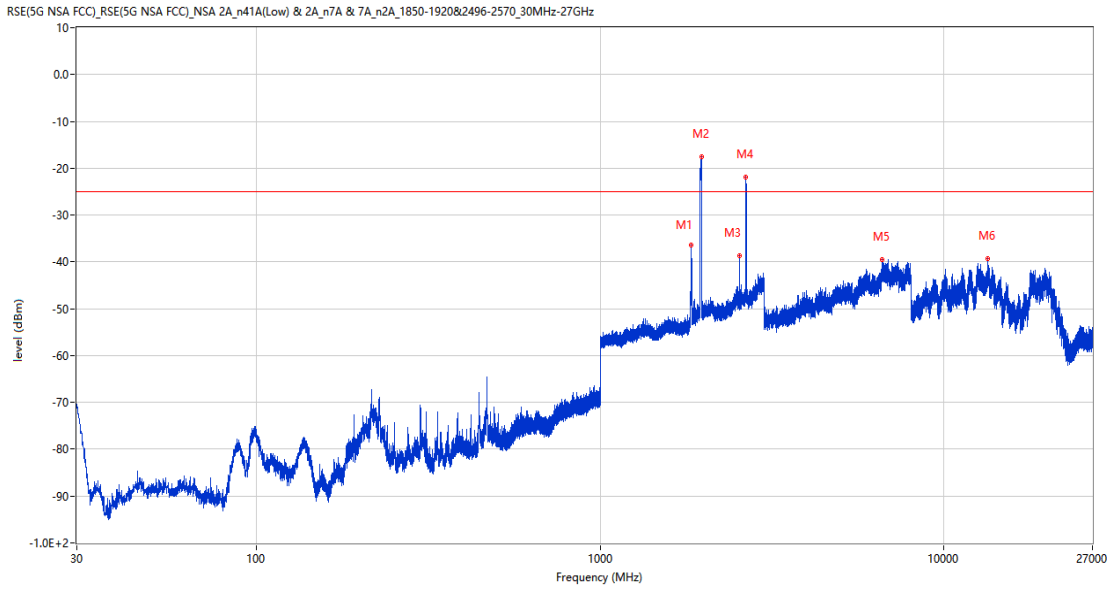
RSE-V&H DC_2A_n7A BW20(LTE)+BW20(NR)



Frequency (MHz)	Result (dBm)	Factor (dB)	PK Limit (dBm)	Over Limit (dB)	Table (o)	ANT	EUT	Verdict
30.242	-63.98	-23.76	-25.0	-38.98	95.00	Vertical	Horizontal	Pass
1837.900	-47.74	2.60	-25.0	-22.74	102.00	Vertical	Horizontal	N/A
1960.600	-31.90	3.91	-25.0	-6.90	154.00	Vertical	Horizontal	N/A
2648.700	-40.41	9.89	-25.0	-15.41	102.00	Vertical	Horizontal	N/A
6648.750	-39.80	15.20	-25.0	-14.80	74.00	Vertical	Horizontal	Pass
12768.113	-40.23	14.46	-25.0	-15.23	79.00	Vertical	Horizontal	Pass

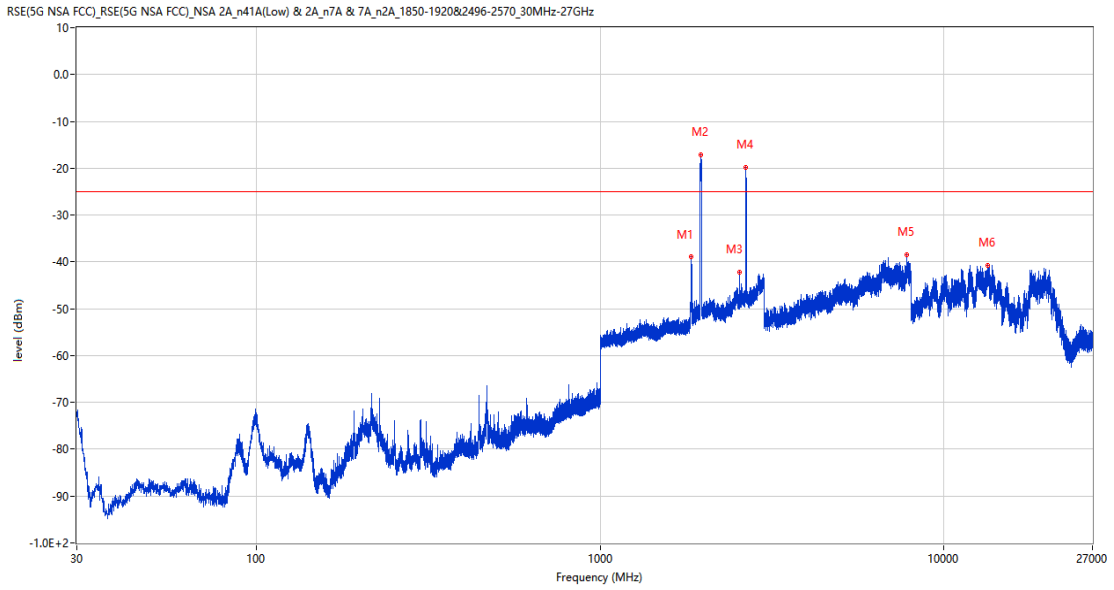
28.4 DC_2A_n7A BW20(LTE)+BW5(NR), PI/2 BPSK, Middle Chanel

RSE-H&H DC_2A_n7A BW20(LTE)+BW5(NR)



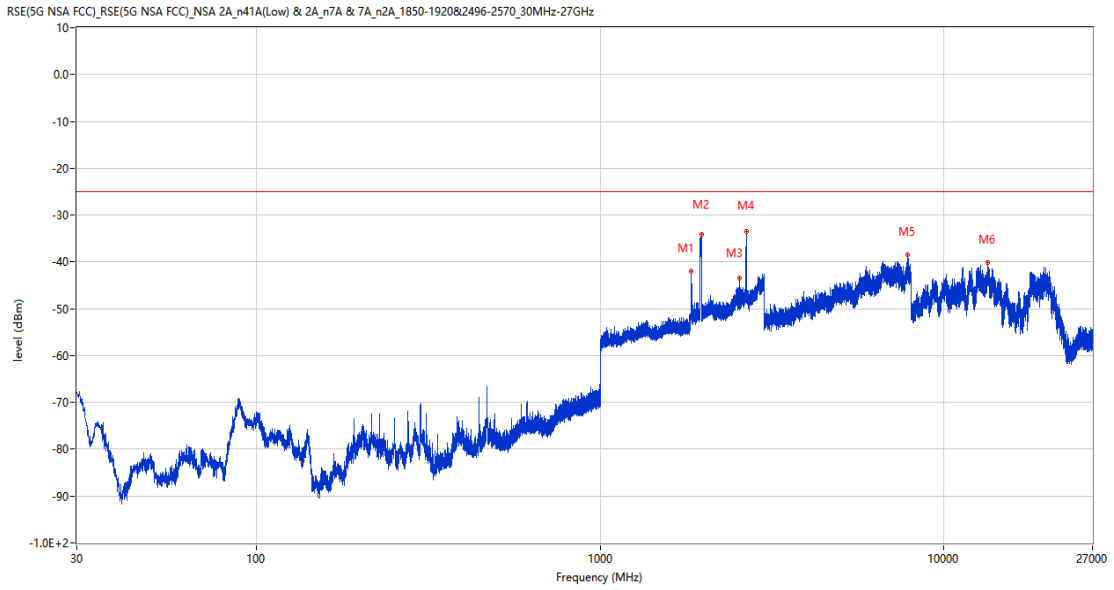
Frequency (MHz)	Result (dBm)	Factor (dB)	PK Limit (dBm)	Over Limit (dB)	Table (o)	ANT	EUT	Verdict
1840.300	-36.37	2.99	-25.0	-11.37	103.00	Horizontal	Horizontal	N/A
1967.900	-17.60	3.45	-25.0	7.40	212.00	Horizontal	Horizontal	N/A
2536.200	-38.76	8.24	-25.0	-13.76	145.00	Horizontal	Horizontal	N/A
2654.300	-21.88	8.89	-25.0	3.12	212.00	Horizontal	Horizontal	N/A
6599.500	-39.47	14.36	-25.0	-14.47	274.00	Horizontal	Horizontal	Pass
13387.350	-39.35	16.89	-25.0	-14.35	361.00	Horizontal	Horizontal	Pass

RSE-H&V DC_2A_n7A BW20(LTE)+BW5(NR)



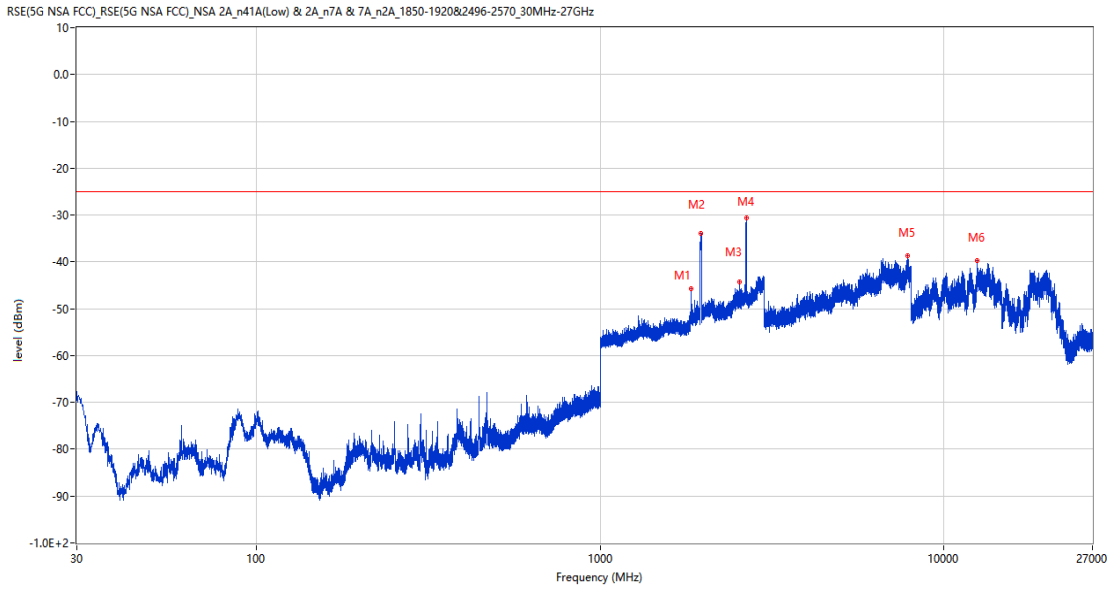
Frequency (MHz)	Result (dBm)	Factor (dB)	PK Limit (dBm)	Over Limit (dB)	Table (o)	ANT	EUT	Verdict
1840.100	-38.87	2.98	-25.0	-13.87	-1.00	Horizontal	Vertical	N/A
1960.800	-17.11	3.91	-25.0	7.89	220.00	Horizontal	Vertical	N/A
2536.400	-42.27	8.24	-25.0	-17.27	121.00	Horizontal	Vertical	N/A
2654.100	-19.76	8.89	-25.0	5.24	112.00	Horizontal	Vertical	N/A
7800.000	-38.56	15.83	-25.0	-13.56	0.00	Horizontal	Vertical	Pass
13393.651	-40.69	16.95	-25.0	-15.69	361.00	Horizontal	Vertical	Pass

RSE-V&V DC_2A_n7A BW20(LTE)+BW5(NR)



Frequency (MHz)	Result (dBm)	Factor (dB)	PK Limit (dBm)	Over Limit (dB)	Table (o)	ANT	EUT	Verdict
1838.600	-42.03	2.61	-25.0	-17.03	242.00	Vertical	Vertical	N/A
1968.100	-34.21	3.41	-25.0	-9.21	330.00	Vertical	Vertical	N/A
2536.100	-43.55	8.24	-25.0	-18.55	117.00	Vertical	Vertical	N/A
2655.200	-33.44	8.82	-25.0	-8.44	135.00	Vertical	Vertical	N/A
7813.750	-38.46	16.25	-25.0	-13.46	162.00	Vertical	Vertical	Pass
13391.025	-40.20	16.93	-25.0	-15.20	-2.00	Vertical	Vertical	Pass

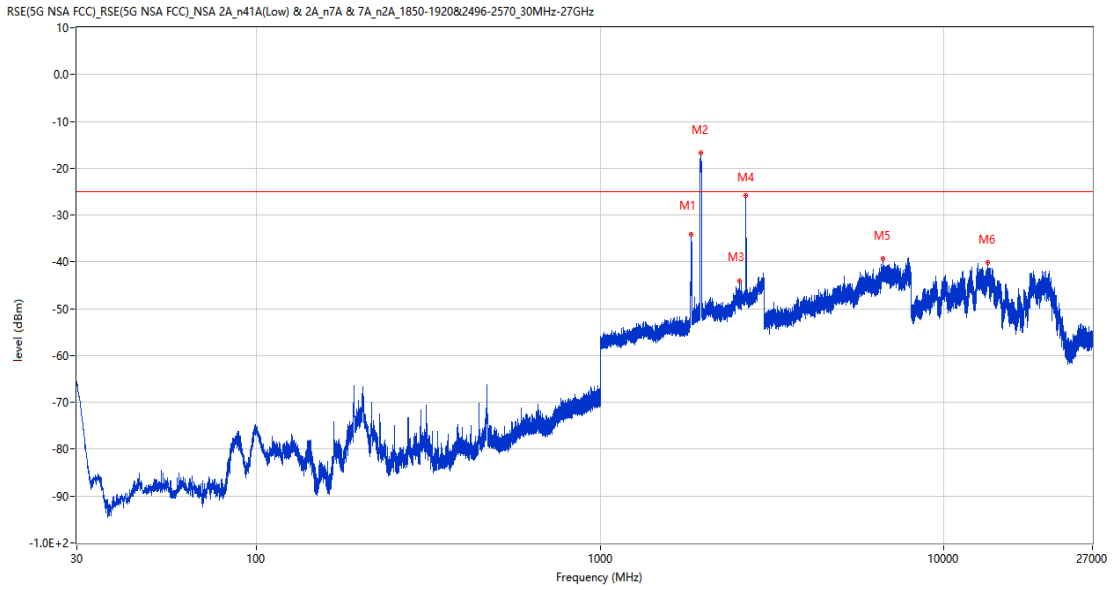
RSE-V&H DC_2A_n7A BW20(LTE)+BW5(NR)



Frequency (MHz)	Result (dBm)	Factor (dB)	PK Limit (dBm)	Over Limit (dB)	Table (o)	ANT	EUT	Verdict
1840.300	-45.70	2.99	-25.0	-20.70	271.00	Vertical	Horizontal	N/A
1961.700	-33.93	4.13	-25.0	-8.93	114.00	Vertical	Horizontal	N/A
2536.300	-44.30	8.24	-25.0	-19.30	334.00	Vertical	Horizontal	N/A
2657.200	-30.61	8.67	-25.0	-5.61	97.00	Vertical	Horizontal	N/A
7811.500	-38.78	16.35	-25.0	-13.78	169.00	Vertical	Horizontal	Pass
12500.862	-39.78	14.71	-25.0	-14.78	291.00	Vertical	Horizontal	Pass

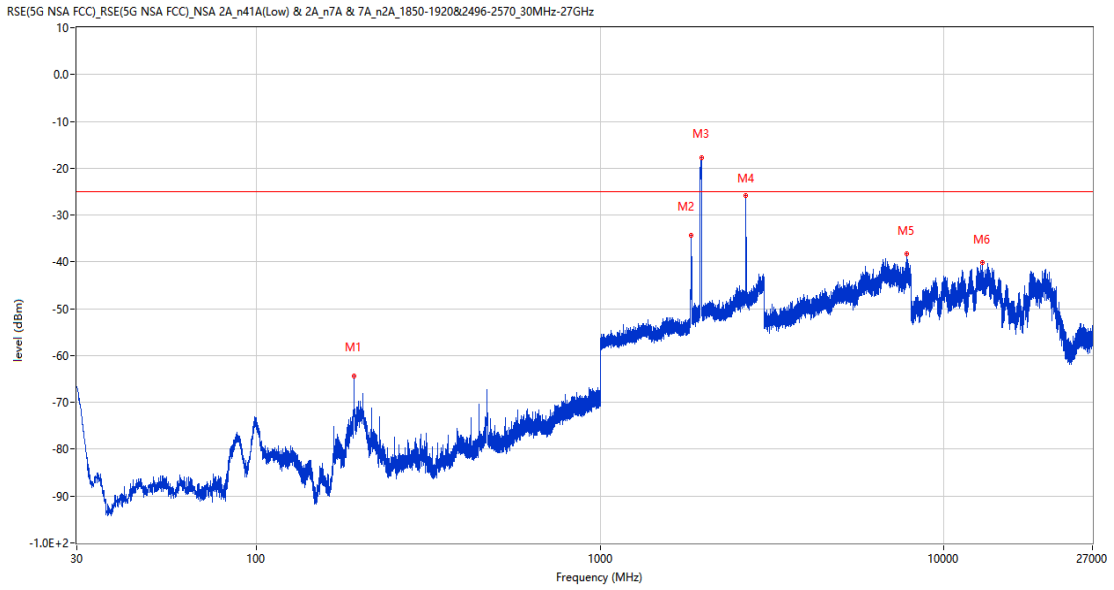
28.5 DC_2A_n7A BW20(LTE)+BW15(NR), PI/2 BPSK, Middle Channel

RSE-H&H DC_2A_n7A BW20(LTE)+BW15(NR)



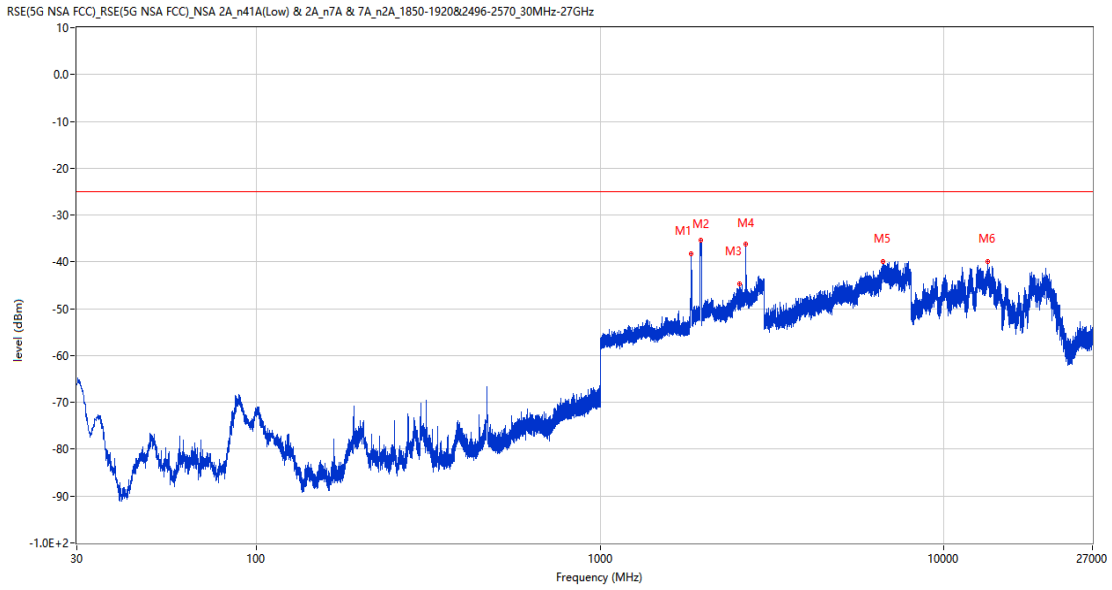
Frequency (MHz)	Result (dBm)	Factor (dB)	PK Limit (dBm)	Over Limit (dB)	Table (o)	ANT	EUT	Verdict
1840.400	-34.13	2.99	-25.0	-9.13	152.00	Horizontal	Horizontal	N/A
1959.200	-16.69	3.65	-25.0	8.31	212.00	Horizontal	Horizontal	N/A
2536.700	-44.08	8.24	-25.0	-19.08	161.00	Horizontal	Horizontal	N/A
2651.600	-25.90	9.25	-25.0	-0.90	212.00	Horizontal	Horizontal	N/A
6639.750	-39.32	15.07	-25.0	-14.32	179.00	Horizontal	Horizontal	Pass
13392.600	-40.06	16.94	-25.0	-15.06	-1.00	Horizontal	Horizontal	Pass

RSE-H&V DC_2A_n7A BW20(LTE)+BW15(NR)



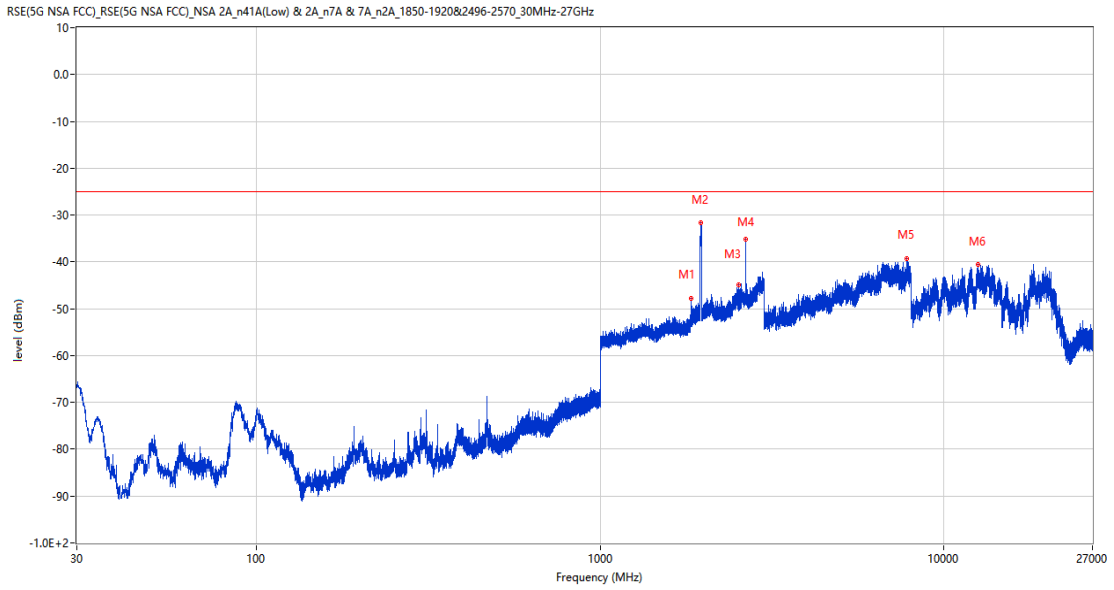
Frequency (MHz)	Result (dBm)	Factor (dB)	PK Limit (dBm)	Over Limit (dB)	Table (o)	ANT	EUT	Verdict
191.990	-64.41	-16.17	-25.0	-39.41	89.00	Horizontal	Vertical	Pass
1838.800	-34.42	2.68	-25.0	-9.42	169.00	Horizontal	Vertical	N/A
1967.100	-17.68	3.41	-25.0	7.32	109.00	Horizontal	Vertical	N/A
2651.000	-25.77	9.36	-25.0	-0.77	109.00	Horizontal	Vertical	N/A
7805.250	-38.28	16.02	-25.0	-13.28	250.00	Horizontal	Vertical	Pass
12886.237	-40.17	15.18	-25.0	-15.17	104.00	Horizontal	Vertical	Pass

RSE-V&V DC_2A_n7A BW20(LTE)+BW15(NR)



Frequency (MHz)	Result (dBm)	Factor (dB)	PK Limit (dBm)	Over Limit (dB)	Table (o)	ANT	EUT	Verdict
1839.000	-38.24	2.77	-25.0	-13.24	299.00	Vertical	Vertical	N/A
1956.500	-35.31	3.34	-25.0	-10.31	-2.00	Vertical	Vertical	N/A
2537.200	-44.70	8.24	-25.0	-19.70	151.00	Vertical	Vertical	N/A
2652.100	-36.12	9.19	-25.0	-11.12	256.00	Vertical	Vertical	N/A
6647.500	-39.99	15.17	-25.0	-14.99	314.00	Vertical	Vertical	Pass
13387.088	-40.00	16.89	-25.0	-15.00	16.00	Vertical	Vertical	Pass

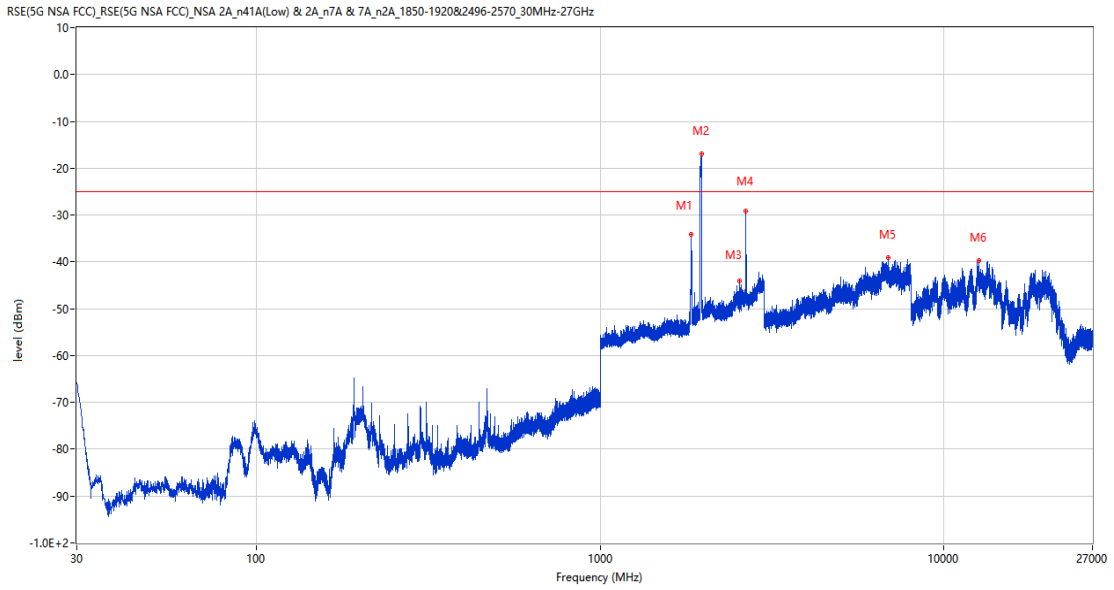
RSE-V&H DC_2A_n7A BW20(LTE)+BW15(NR)



Frequency (MHz)	Result (dBm)	Factor (dB)	PK Limit (dBm)	Over Limit (dB)	Table (o)	ANT	EUT	Verdict
1841.200	-47.87	3.00	-25.0	-22.87	205.00	Vertical	Horizontal	N/A
1960.600	-31.65	3.91	-25.0	-6.65	153.00	Vertical	Horizontal	N/A
2517.800	-44.99	8.31	-25.0	-19.99	126.00	Vertical	Horizontal	N/A
2649.400	-35.13	9.67	-25.0	-10.13	92.00	Vertical	Horizontal	N/A
7805.750	-39.38	15.99	-25.0	-14.38	133.00	Vertical	Horizontal	Pass
12511.313	-40.53	14.54	-25.0	-15.53	169.00	Vertical	Horizontal	Pass

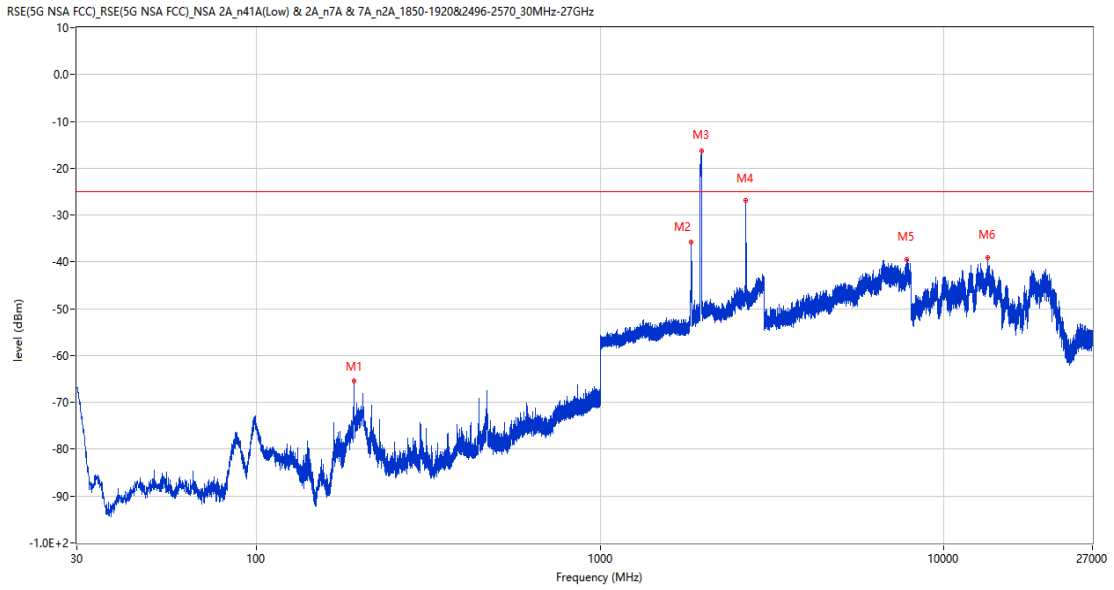
28.6 DC_2A_n7A BW20(LTE)+BW20(NR) , PI/2 BPSK, Middle Chanel

RSE-H&H DC_2A_n7A BW20(LTE)+BW20(NR)



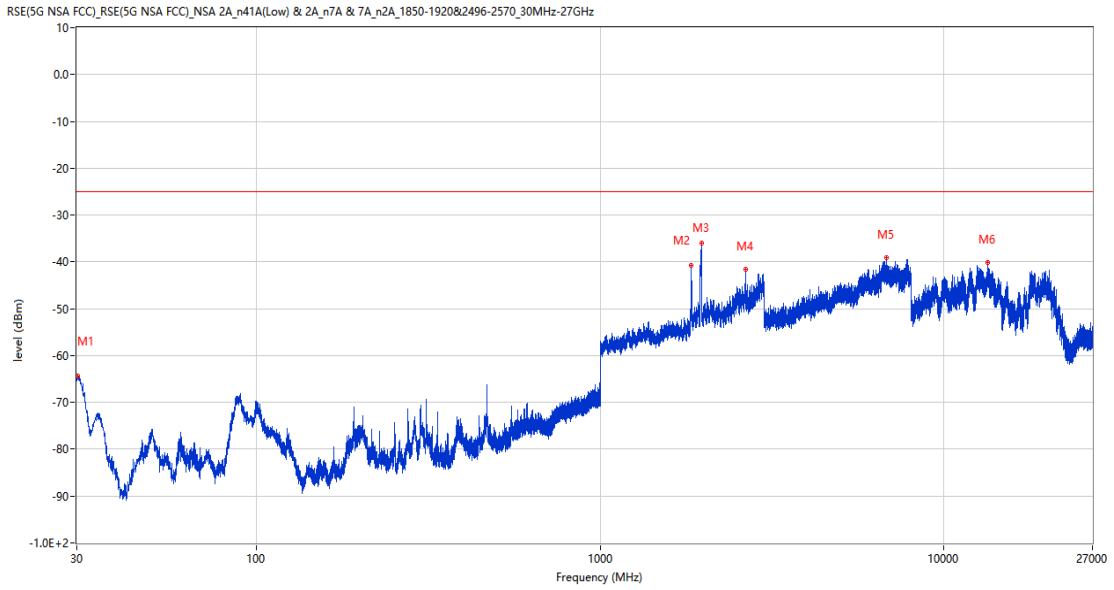
Frequency (MHz)	Result (dBm)	Factor (dB)	PK Limit (dBm)	Over Limit (dB)	Table (o)	ANT	EUT	Verdict
1838.600	-34.19	2.61	-25.0	-9.19	310.00	Horizontal	Horizontal	N/A
1968.100	-16.90	3.41	-25.0	8.10	208.00	Horizontal	Horizontal	N/A
2536.400	-44.12	8.24	-25.0	-19.12	133.00	Horizontal	Horizontal	N/A
2648.400	-29.09	9.91	-25.0	-4.09	217.00	Horizontal	Horizontal	N/A
6867.000	-39.04	14.13	-25.0	-14.04	278.00	Horizontal	Horizontal	Pass
12646.688	-39.69	14.26	-25.0	-14.69	-2.00	Horizontal	Horizontal	Pass

RSE-H&V DC_2A_n7A BW20(LTE)+BW20(NR)



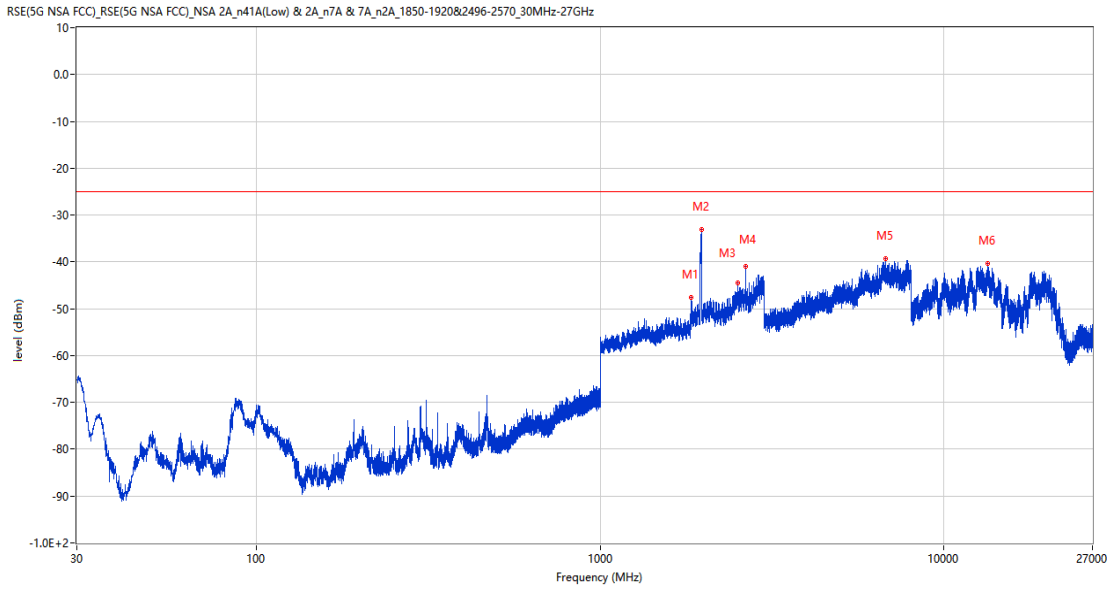
Frequency (MHz)	Result (dBm)	Factor (dB)	PK Limit (dBm)	Over Limit (dB)	Table (o)	ANT	EUT	Verdict
191.893	-65.41	-16.20	-25.0	-40.41	93.00	Horizontal	Vertical	Pass
1838.200	-35.70	2.60	-25.0	-10.70	195.00	Horizontal	Vertical	N/A
1966.000	-16.39	3.70	-25.0	8.61	103.00	Horizontal	Vertical	N/A
2649.600	-26.88	9.63	-25.0	-1.88	111.00	Horizontal	Vertical	N/A
7790.500	-39.48	15.70	-25.0	-14.48	49.00	Horizontal	Vertical	Pass
13388.137	-39.16	16.90	-25.0	-14.16	177.00	Horizontal	Vertical	Pass

RSE-V&V DC_2A_n7A BW20(LTE)+BW20(NR)



Frequency (MHz)	Result (dBm)	Factor (dB)	PK Limit (dBm)	Over Limit (dB)	Table (o)	ANT	EUT	Verdict
30.242	-64.35	-23.76	-25.0	-39.35	247.00	Vertical	Vertical	Pass
1839.500	-40.85	2.98	-25.0	-15.85	76.00	Vertical	Vertical	N/A
1965.900	-35.93	3.72	-25.0	-10.93	10.00	Vertical	Vertical	N/A
2648.900	-41.51	9.83	-25.0	-16.51	351.00	Vertical	Vertical	N/A
6815.750	-39.17	14.24	-25.0	-14.17	91.00	Vertical	Vertical	Pass
13377.637	-40.23	16.80	-25.0	-15.23	159.00	Vertical	Vertical	Pass

RSE-V&H DC_2A_n7A BW20(LTE)+BW20(NR)

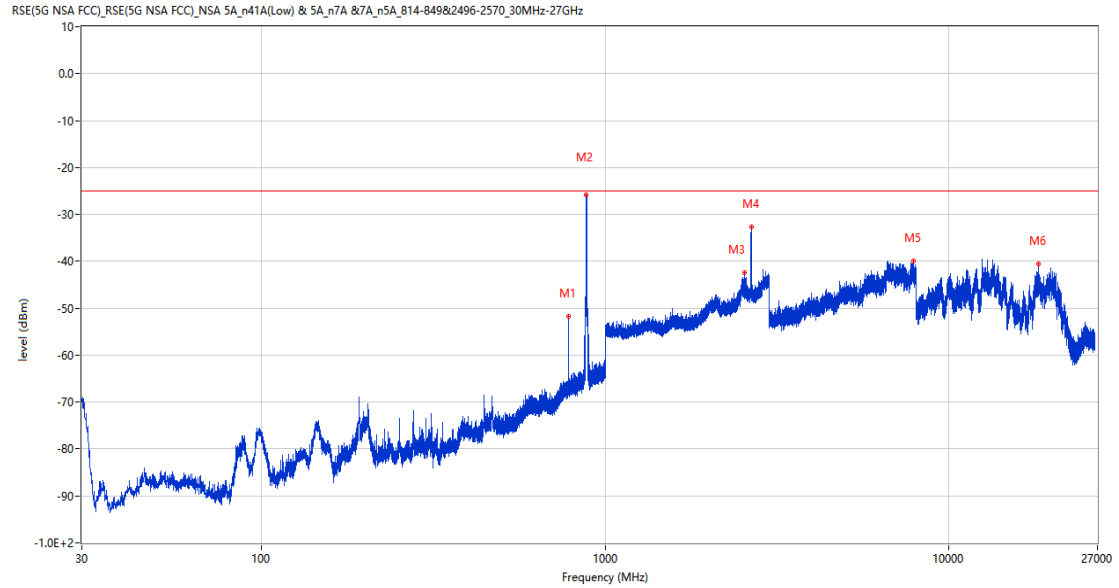


Frequency (MHz)	Result (dBm)	Factor (dB)	PK Limit (dBm)	Over Limit (dB)	Table (o)	ANT	EUT	Verdict
1837.900	-47.52	2.60	-25.0	-22.52	77.00	Vertical	Horizontal	N/A
1965.500	-33.19	3.81	-25.0	-8.19	151.00	Vertical	Horizontal	N/A
2509.200	-44.51	8.34	-25.0	-19.51	-2.00	Vertical	Horizontal	N/A
2646.400	-41.06	10.05	-25.0	-16.06	93.00	Vertical	Horizontal	N/A
6738.500	-39.25	15.10	-25.0	-14.25	71.00	Vertical	Horizontal	Pass
13375.799	-40.27	16.78	-25.0	-15.27	77.00	Vertical	Horizontal	Pass

29 DC_5A_n7A

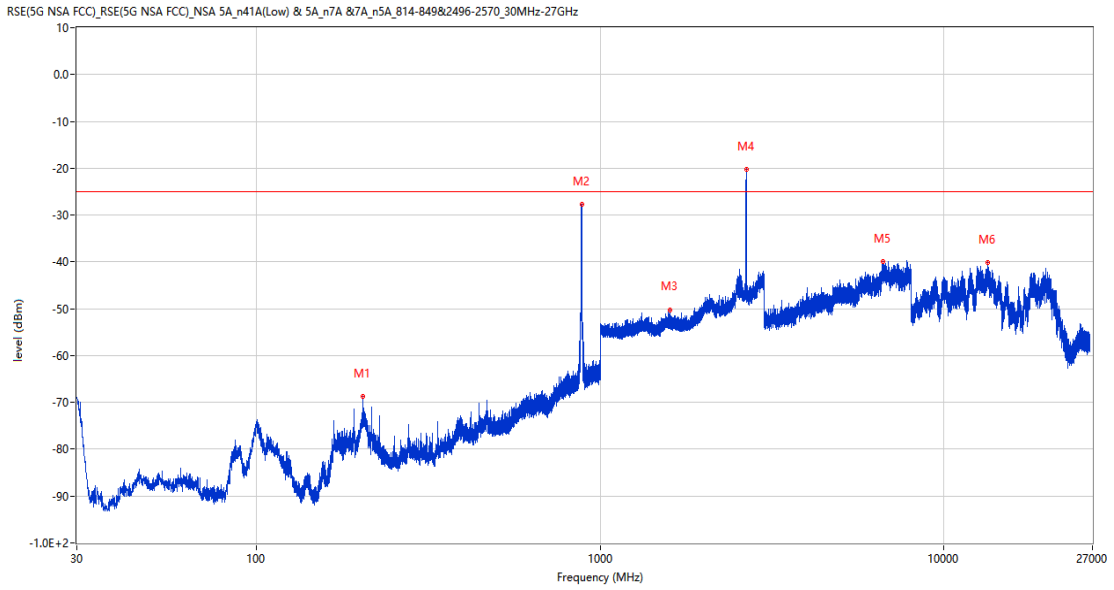
29.1 DC_5A_n7A BW10(LTE)+BW5(NR), QPSK, Middle Chanel

RSE-H&H DC_5A_n7A BW10(LTE)+BW5(NR)



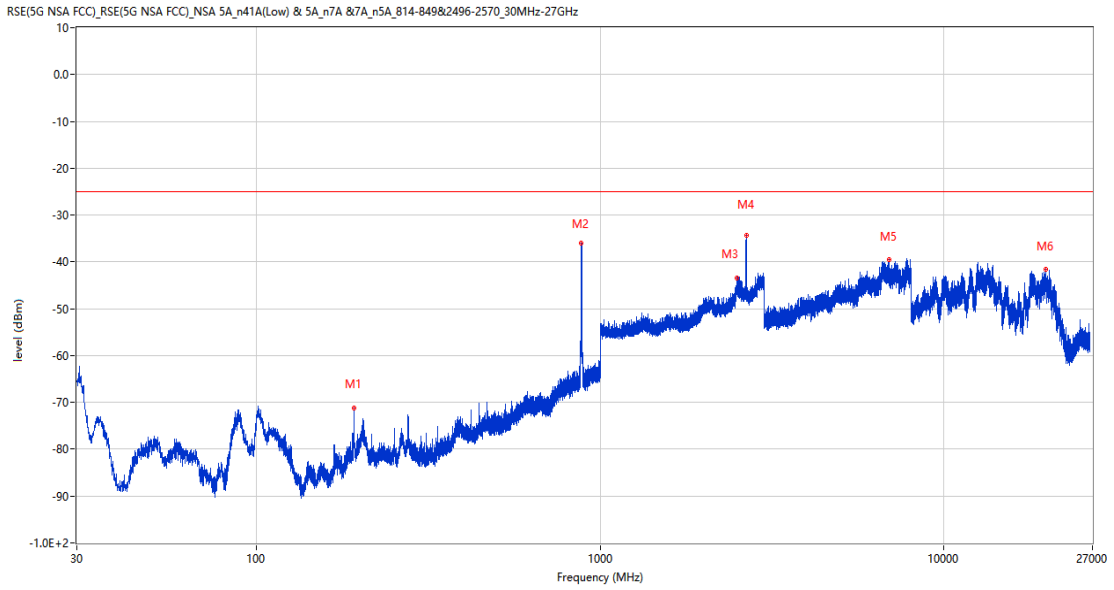
Frequency (MHz)	Result (dBm)	Factor (dB)	PK Limit (dBm)	Over Limit (dB)	Table (o)	ANT	EUT	Verdict
781.119	-51.79	3.17	-25.0	-26.79	14.00	Horizontal	Horizontal	N/A
881.612	-25.90	4.85	-25.0	-0.90	127.00	Horizontal	Horizontal	N/A
2535.200	-42.42	10.24	-25.0	-17.42	13.00	Horizontal	Horizontal	N/A
2656.600	-32.73	9.48	-25.0	-7.73	141.00	Horizontal	Horizontal	N/A
7874.000	-39.95	14.98	-25.0	-14.95	331.00	Horizontal	Horizontal	Pass
18157.251	-40.45	12.86	-25.0	-15.45	265.00	Horizontal	Horizontal	Pass

RSE-H&V DC_5A_n7A BW10(LTE)+BW5(NR)



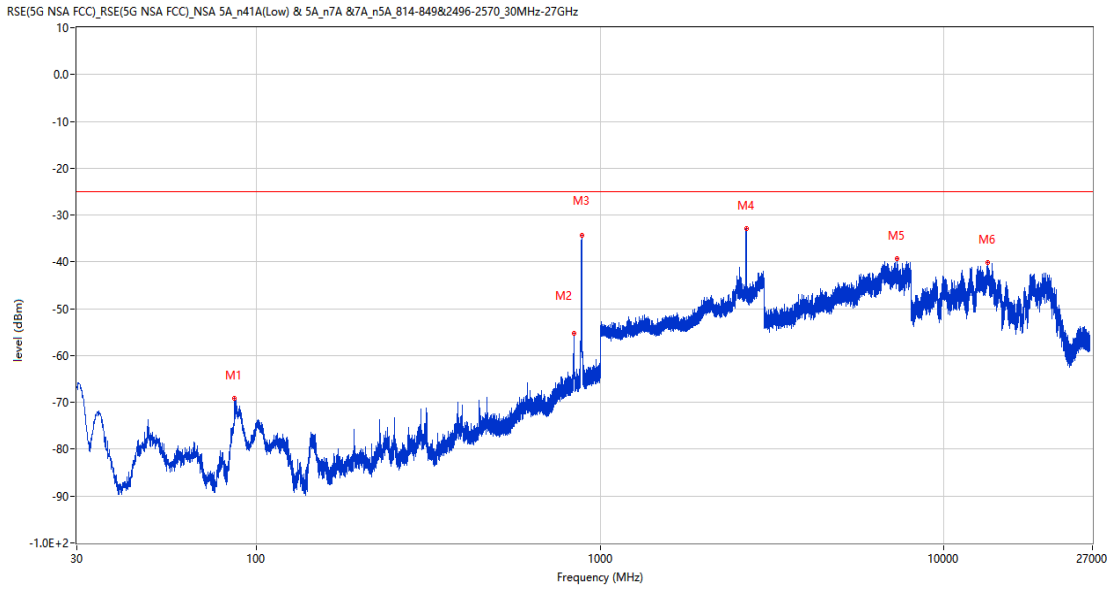
Frequency (MHz)	Result (dBm)	Factor (dB)	PK Limit (dBm)	Over Limit (dB)	Table (o)	ANT	EUT	Verdict
203.970	-68.73	-13.41	-25.0		271.00	Horizontal	Vertical	Pass
882.630	-27.64	4.99	-25.0	-2.64	292.00	Horizontal	Vertical	N/A
1597.100	-50.35	1.44	-25.0	-25.35	-1.00	Horizontal	Vertical	Pass
2656.500	-20.26	9.48	-25.0	4.74	111.00	Horizontal	Vertical	N/A
6641.750	-39.92	15.02	-25.0	-14.92	360.00	Horizontal	Vertical	Pass
13400.212	-40.12	17.01	-25.0	-15.12	-3.00	Horizontal	Vertical	Pass

RSE-V&V DC_5A_n7A BW10(LTE)+BW5(NR)



Frequency (MHz)	Result (dBm)	Factor (dB)	PK Limit (dBm)	Over Limit (dB)	Table (o)	ANT	EUT	Verdict
191.990	-71.29	-14.27	-25.0	-46.29	43.00	Vertical	Vertical	Pass
880.254	-36.08	4.83	-25.0	-11.08	9.00	Vertical	Vertical	N/A
2491.300	-43.50	10.36	-25.0	-18.50	305.00	Vertical	Vertical	N/A
2656.100	-34.26	9.50	-25.0	-9.26	26.00	Vertical	Vertical	N/A
6904.750	-39.52	13.67	-25.0	-14.52	30.00	Vertical	Vertical	Pass
19759.925	-41.68	12.94	-25.0	-16.68	178.00	Vertical	Vertical	Pass

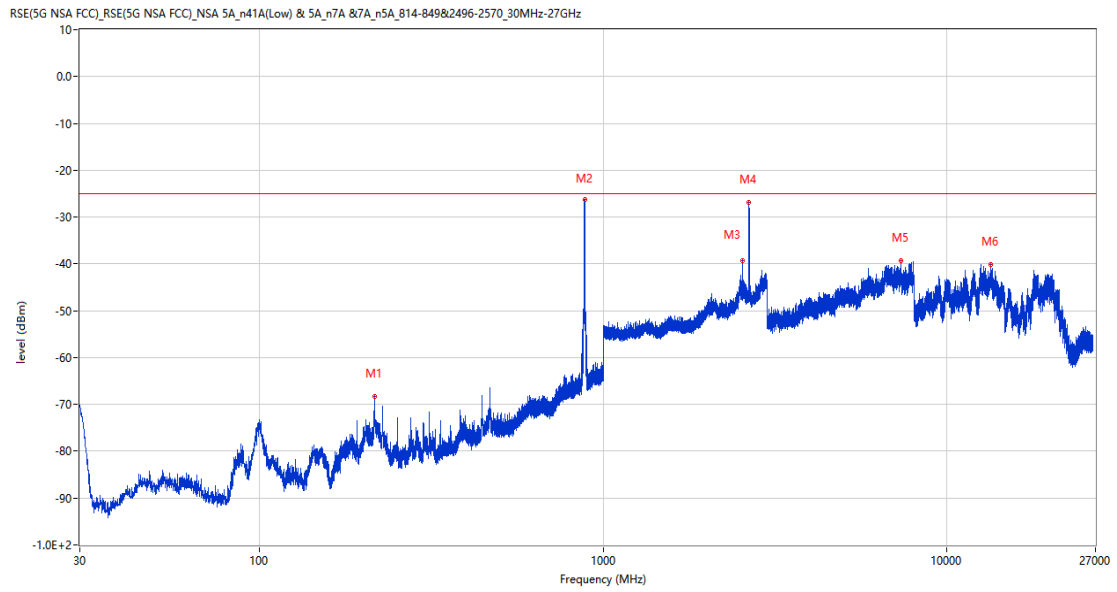
RSE-V&H DC_5A_n7A BW10(LTE)+BW5(NR)



Frequency (MHz)	Result (dBm)	Factor (dB)	PK Limit (dBm)	Over Limit (dB)	Table (o)	ANT	EUT	Verdict
86.309	-69.09	-19.41	-25.0	-44.09	57.00	Vertical	Horizontal	Pass
840.193	-55.15	5.07	-25.0	-30.15	102.00	Vertical	Horizontal	N/A
883.843	-34.28	5.02	-25.0	-9.28	40.00	Vertical	Horizontal	N/A
2654.700	-32.98	9.73	-25.0	-7.98	135.00	Vertical	Horizontal	N/A
7281.250	-39.22	14.44	-25.0	-14.22	279.00	Vertical	Horizontal	Pass
13403.362	-40.13	16.94	-25.0	-15.13	97.00	Vertical	Horizontal	Pass

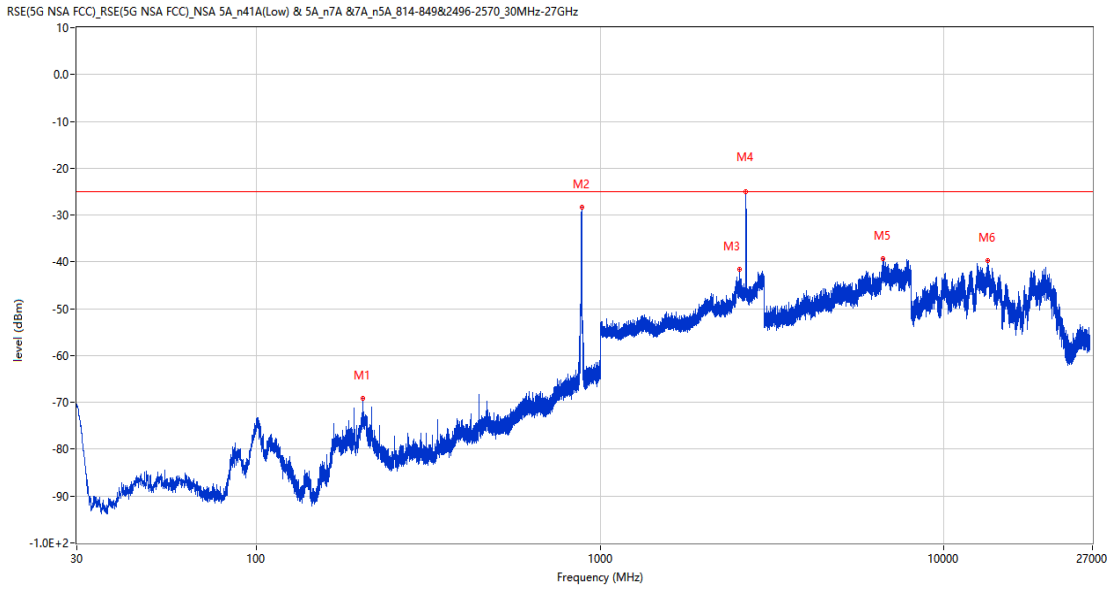
29.2 DC_5A_n7A BW10(LTE)+BW15(NR), QPSK, Middle Chanel

RSE-H&H DC_5A_n7A BW10(LTE)+BW15(NR)



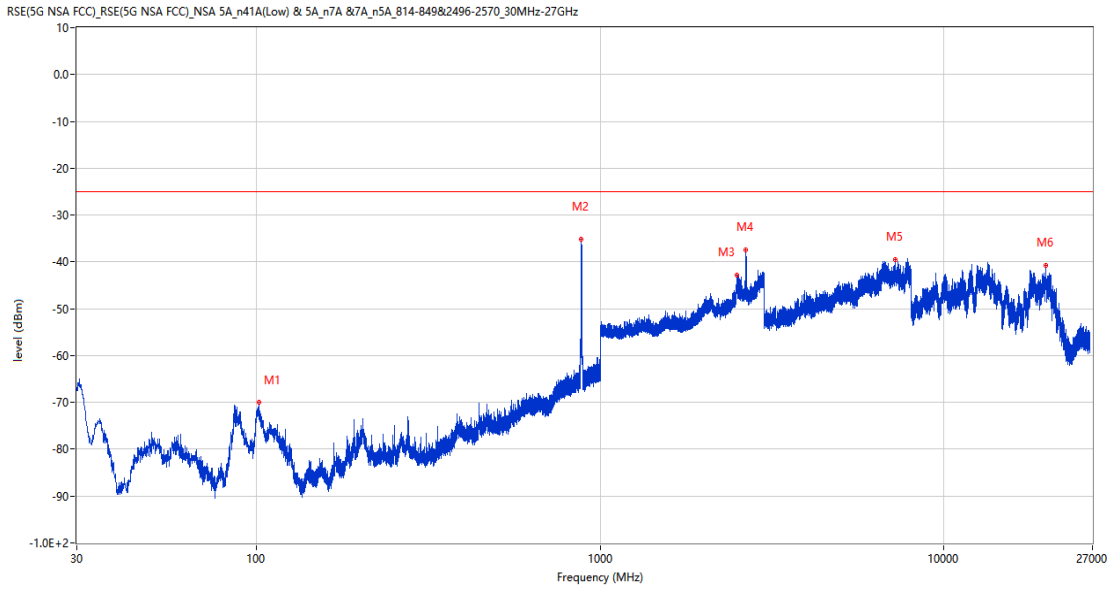
Frequency (MHz)	Result (dBm)	Factor (dB)	PK Limit (dBm)	Over Limit (dB)	Table (o)	ANT	EUT	Verdict
215.804	-68.27	-14.56	-25.0	-43.27	235.00	Horizontal	Horizontal	Pass
883.891	-26.24	5.02	-25.0	-1.24	274.00	Horizontal	Horizontal	N/A
2537.500	-39.28	10.23	-25.0	-14.28	140.00	Horizontal	Horizontal	N/A
2653.500	-26.80	9.76	-25.0	-1.80	219.00	Horizontal	Horizontal	N/A
7342.500	-39.39	14.27	-25.0	-14.39	227.00	Horizontal	Horizontal	Pass
13392.338	-40.12	16.94	-25.0	-15.12	76.00	Horizontal	Horizontal	Pass

RSE-H&V DC_5A_n7A BW10(LTE)+BW15(NR)



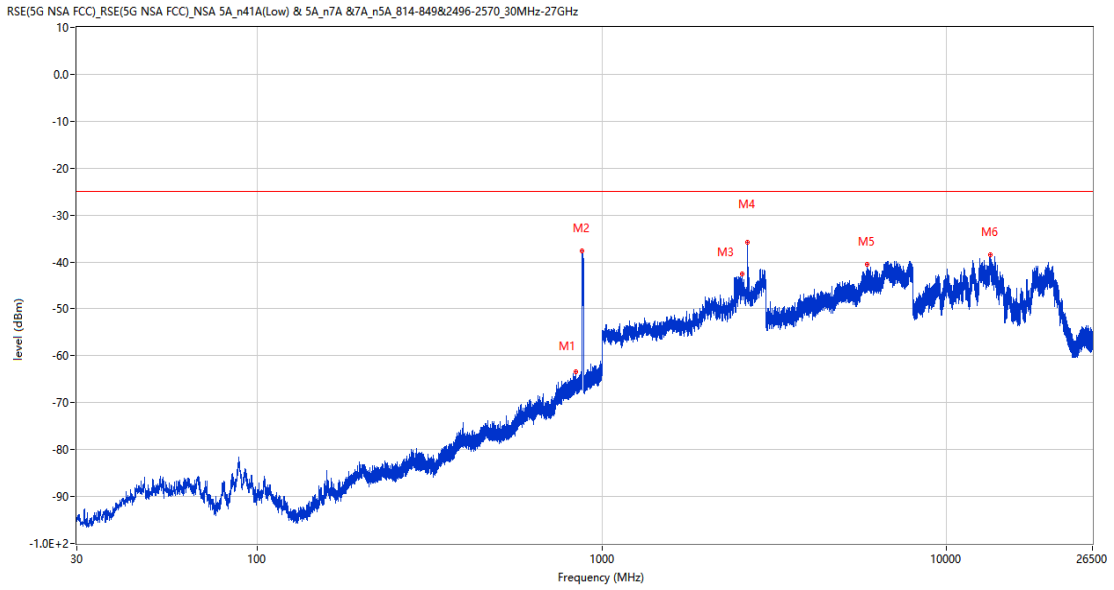
Frequency (MHz)	Result (dBm)	Factor (dB)	PK Limit (dBm)	Over Limit (dB)	Table (o)	ANT	EUT	Verdict
203.872	-69.16	-13.44	-25.0	-44.16	85.00	Horizontal	Vertical	Pass
885.297	-28.26	4.97	-25.0	-3.26	293.00	Horizontal	Vertical	N/A
2536.300	-41.68	10.24	-25.0	-16.68	329.00	Horizontal	Vertical	N/A
2650.300	-25.05	9.82	-25.0	-0.05	119.00	Horizontal	Vertical	N/A
6658.250	-39.23	14.87	-25.0	-14.23	245.00	Horizontal	Vertical	Pass
13383.937	-39.80	16.86	-25.0	-14.80	300.00	Horizontal	Vertical	Pass

RSE-V&V DC_5A_n7A BW10(LTE)+BW15(NR)



Frequency (MHz)	Result (dBm)	Factor (dB)	PK Limit (dBm)	Over Limit (dB)	Table (o)	ANT	EUT	Verdict
101.392	-70.06	-18.20	-25.0	-45.06	143.00	Vertical	Vertical	Pass
880.351	-35.19	4.85	-25.0	-10.19	9.00	Vertical	Vertical	N/A
2498.500	-42.90	10.42	-25.0	-17.90	137.00	Vertical	Vertical	N/A
2650.500	-37.51	9.82	-25.0	-12.51	25.00	Vertical	Vertical	N/A
7188.750	-39.59	14.57	-25.0	-14.59	29.00	Vertical	Vertical	Pass
19753.126	-40.86	12.94	-25.0	-15.86	-2.00	Vertical	Vertical	Pass

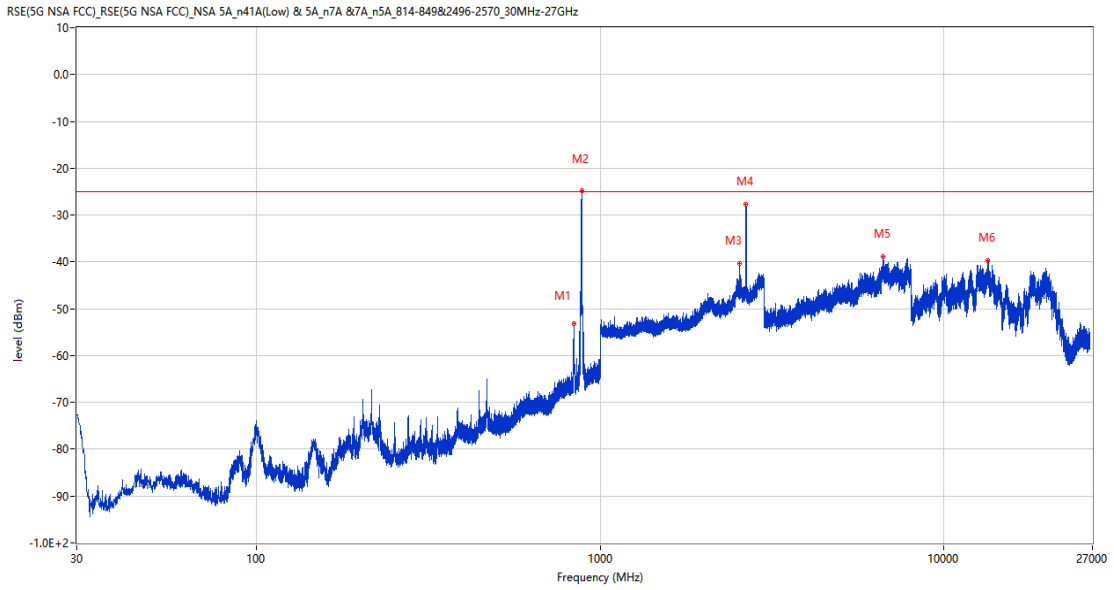
RSE-V&H DC_5A_n7A BW10(LTE)+BW15(NR)



Frequency (MHz)	Result (dBm)	Factor (dB)	PK Limit (dBm)	Over Limit (dB)	Table (o)	ANT	EUT	Verdict
467.858	-68.67	-4.61	-25.0	-43.67	222.00	Vertical	Horizontal	Pass
878.895	-37.73	4.83	-25.0	-12.73	28.00	Vertical	Horizontal	N/A
2098.700	-47.10	5.92	-25.0	-22.10	100.00	Vertical	Horizontal	Pass
2655.600	-39.34	9.55	-25.0	-14.34	143.00	Vertical	Horizontal	N/A
6660.000	-38.69	14.83	-25.0	-13.69	0.00	Vertical	Horizontal	Pass
13381.576	-40.37	16.84	-25.0	-15.37	44.00	Vertical	Horizontal	Pass

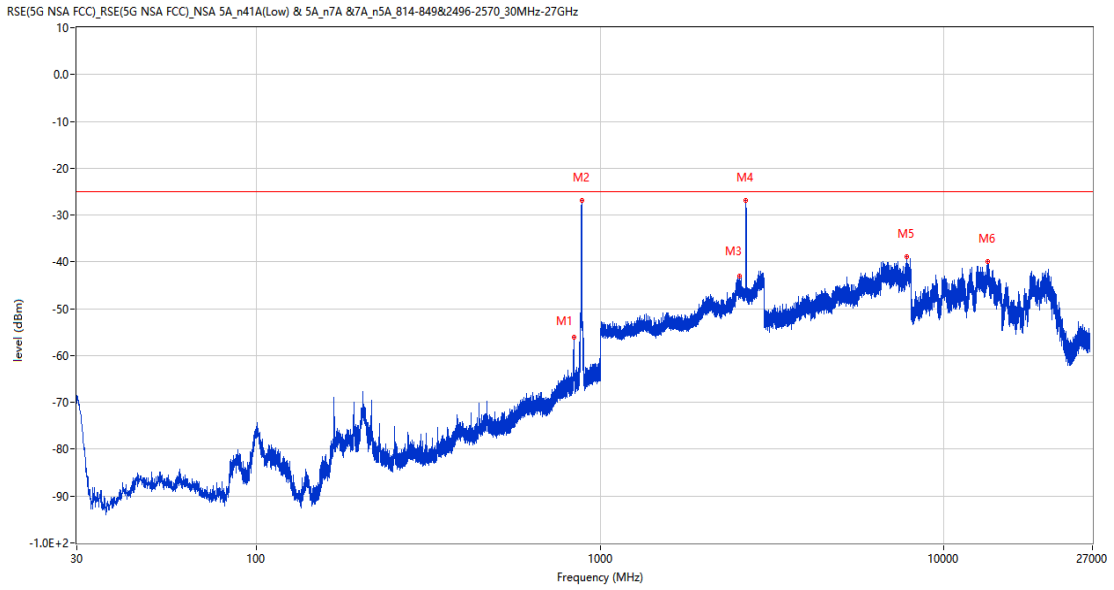
29.3 DC_5A_n7A BW10(LTE)+BW20(NR), QPSK, Middle Chanel

RSE-H&H DC_5A_n7A BW10(LTE)+BW20(NR)



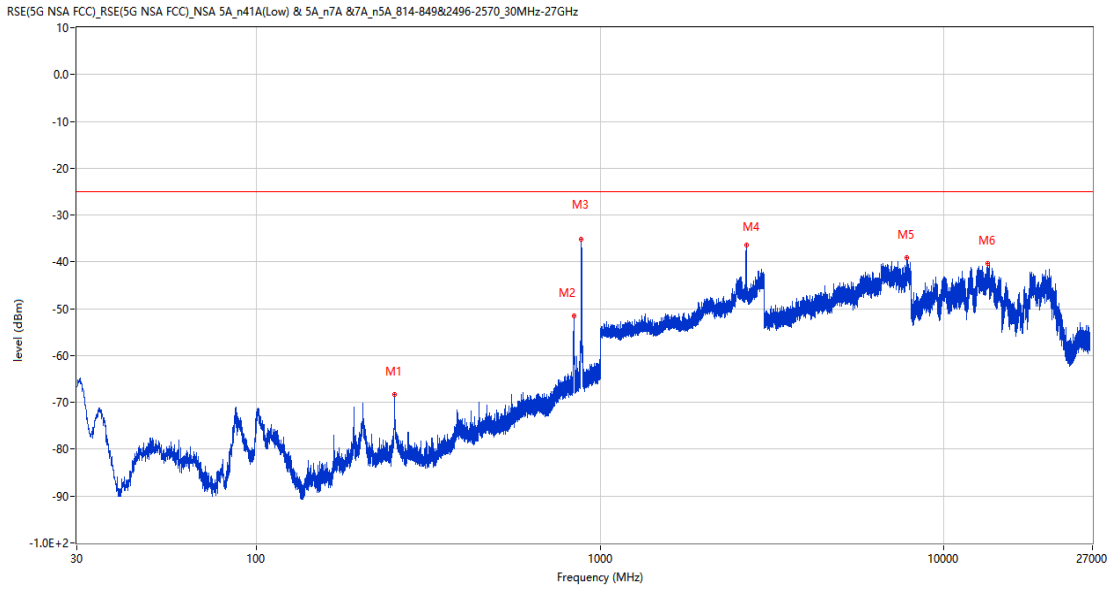
Frequency (MHz)	Result (dBm)	Factor (dB)	PK Limit (dBm)	Over Limit (dB)	Table (o)	ANT	EUT	Verdict
840.193	-53.12	5.07	-25.0	-28.12	130.00	Horizontal	Horizontal	N/A
884.279	-24.83	4.98	-25.0	0.17	284.00	Horizontal	Horizontal	N/A
2537.500	-40.38	10.23	-25.0	-15.38	151.00	Horizontal	Horizontal	N/A
2654.600	-27.73	9.75	-25.0	-2.73	296.00	Horizontal	Horizontal	N/A
6653.000	-38.98	15.01	-25.0	-13.98	221.00	Horizontal	Horizontal	Pass
13389.450	-39.79	16.91	-25.0	-14.79	114.00	Horizontal	Horizontal	Pass

RSE-H&V DC_5A_n7A BW10(LTE)+BW20(NR)



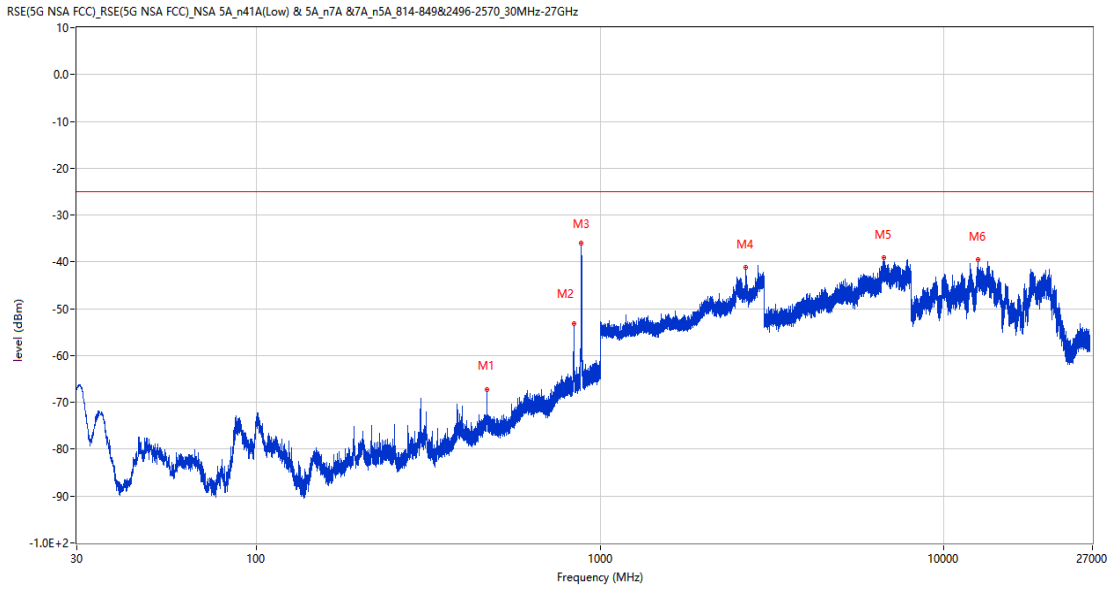
Frequency (MHz)	Result (dBm)	Factor (dB)	PK Limit (dBm)	Over Limit (dB)	Table (o)	ANT	EUT	Verdict
840.047	-56.06	5.07	-25.0	-31.06	-2.00	Horizontal	Vertical	N/A
884.279	-26.88	4.98	-25.0	-1.88	298.00	Horizontal	Vertical	N/A
2537.500	-43.09	10.23	-25.0	-18.09	299.00	Horizontal	Vertical	N/A
2649.400	-26.91	9.75	-25.0	-1.91	157.00	Horizontal	Vertical	N/A
7805.250	-38.83	16.02	-25.0	-13.83	172.00	Horizontal	Vertical	Pass
13401.787	-39.97	16.97	-25.0	-14.97	361.00	Horizontal	Vertical	Pass

RSE-V&V DC_5A_n7A BW10(LTE)+BW20(NR)



Frequency (MHz)	Result (dBm)	Factor (dB)	PK Limit (dBm)	Over Limit (dB)	Table (o)	ANT	EUT	Verdict
251.936	-68.34	-13.33	-25.0	-43.34	129.00	Vertical	Vertical	Pass
840.484	-51.52	5.07	-25.0	-26.52	173.00	Vertical	Vertical	N/A
878.119	-35.22	4.77	-25.0	-10.22	11.00	Vertical	Vertical	N/A
2656.100	-36.48	9.50	-25.0	-11.48	38.00	Vertical	Vertical	N/A
7800.000	-39.07	15.83	-25.0	-14.07	0.00	Vertical	Vertical	Pass
13362.938	-40.43	16.66	-25.0	-15.43	361.00	Vertical	Vertical	Pass

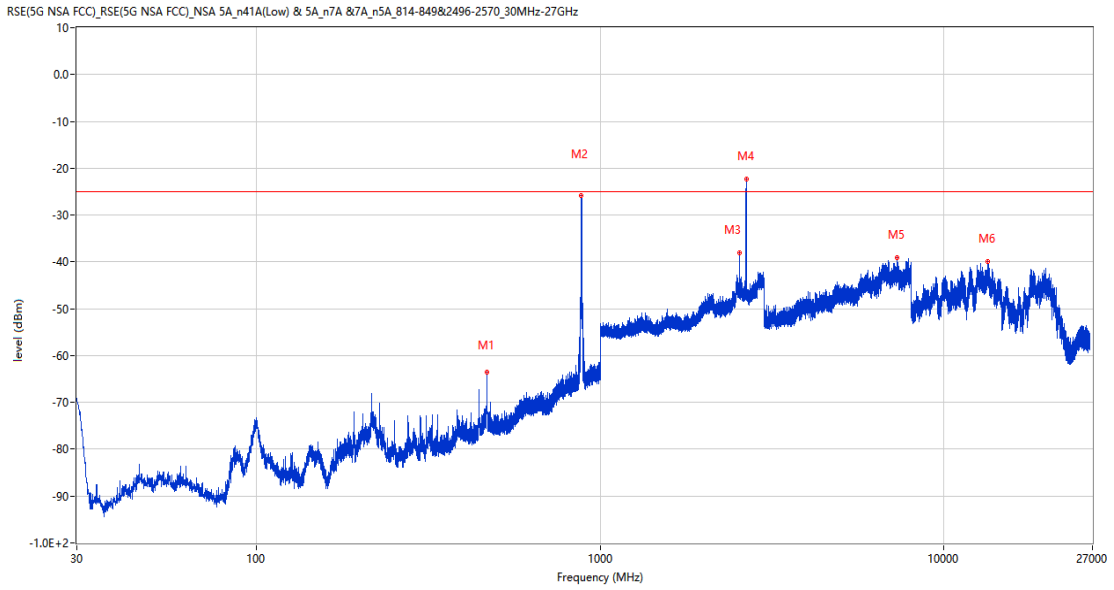
RSE-V&H DC_5A_n7A BW10(LTE)+BW20(NR)



Frequency (MHz)	Result (dBm)	Factor (dB)	PK Limit (dBm)	Over Limit (dB)	Table (o)	ANT	EUT	Verdict
467.810	-67.29	-4.61	-25.0	-42.29	205.00	Vertical	Horizontal	Pass
840.289	-53.17	5.07	-25.0	-28.17	74.00	Vertical	Horizontal	N/A
877.780	-36.04	4.73	-25.0	-11.04	25.00	Vertical	Horizontal	N/A
2647.300	-41.19	9.85	-25.0	-16.19	145.00	Vertical	Horizontal	N/A
6658.500	-39.05	14.85	-25.0	-14.05	81.00	Vertical	Horizontal	Pass
12521.525	-39.52	14.38	-25.0	-14.52	200.00	Vertical	Horizontal	Pass

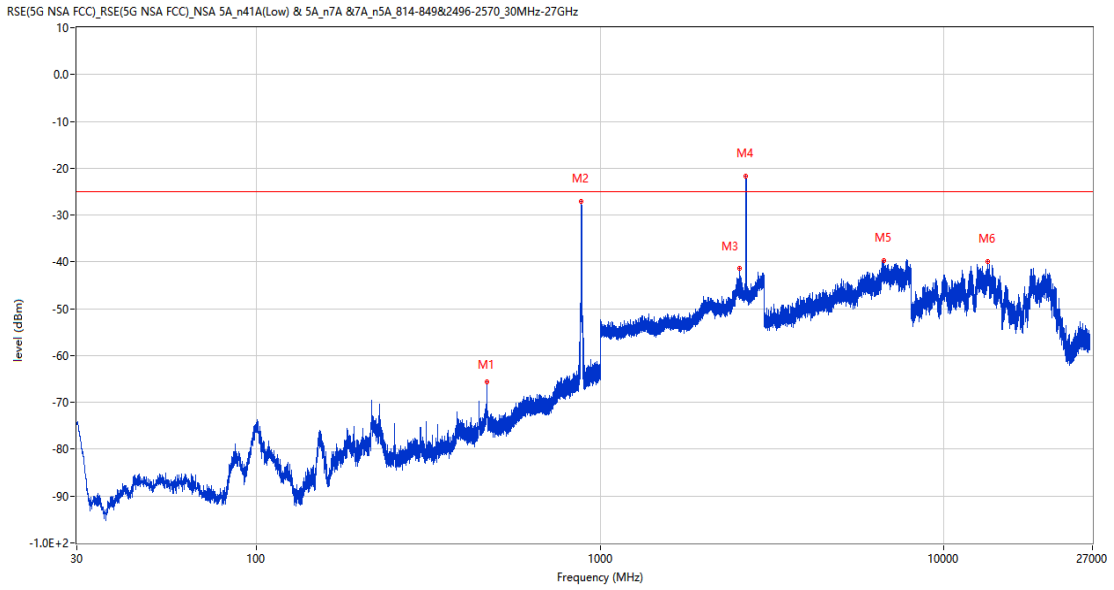
29.4 DC_5A_n7A BW10(LTE)+BW5(NR) , PI/2 BPSK, Middle Chanel

RSE-H&H DC_5A_n7A BW10(LTE)+BW5(NR)



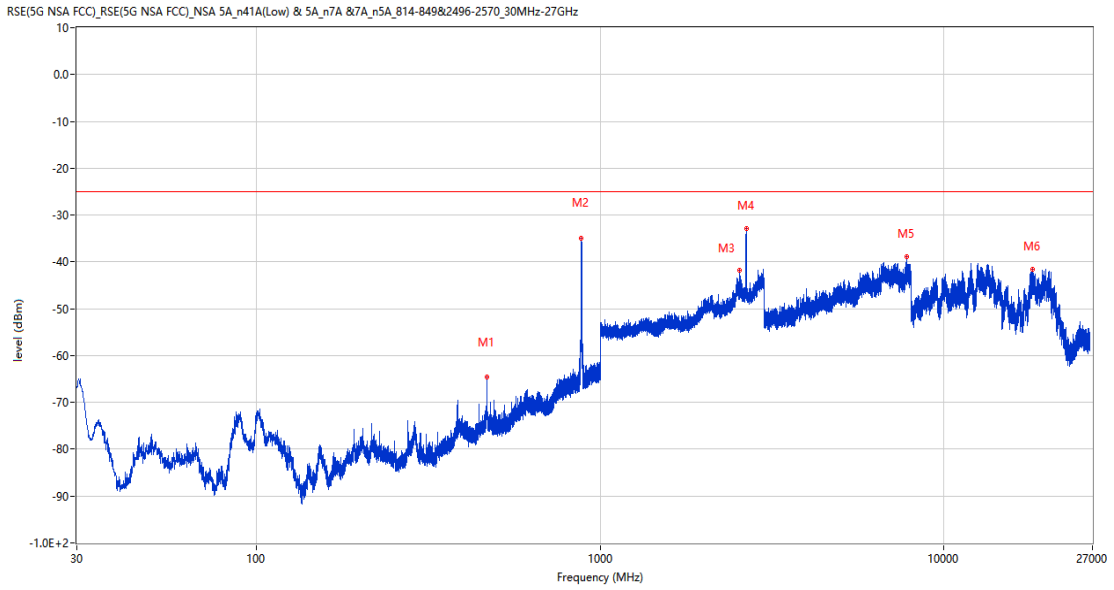
Frequency (MHz)	Result (dBm)	Factor (dB)	PK Limit (dBm)	Over Limit (dB)	Table (o)	ANT	EUT	Verdict
467.518	-63.59	-4.61	-25.0	-38.59	359.00	Horizontal	Horizontal	Pass
877.343	-25.90	4.68	-25.0	-0.90	281.00	Horizontal	Horizontal	N/A
2535.700	-38.05	10.24	-25.0	-13.05	143.00	Horizontal	Horizontal	N/A
2656.100	-22.33	9.50	-25.0	2.67	150.00	Horizontal	Horizontal	N/A
7295.000	-39.15	14.45	-25.0	-14.15	307.00	Horizontal	Horizontal	Pass
13386.825	-39.91	16.89	-25.0	-14.91	203.00	Horizontal	Horizontal	Pass

RSE-H&V DC_5A_n7A BW10(LTE)+BW5(NR)



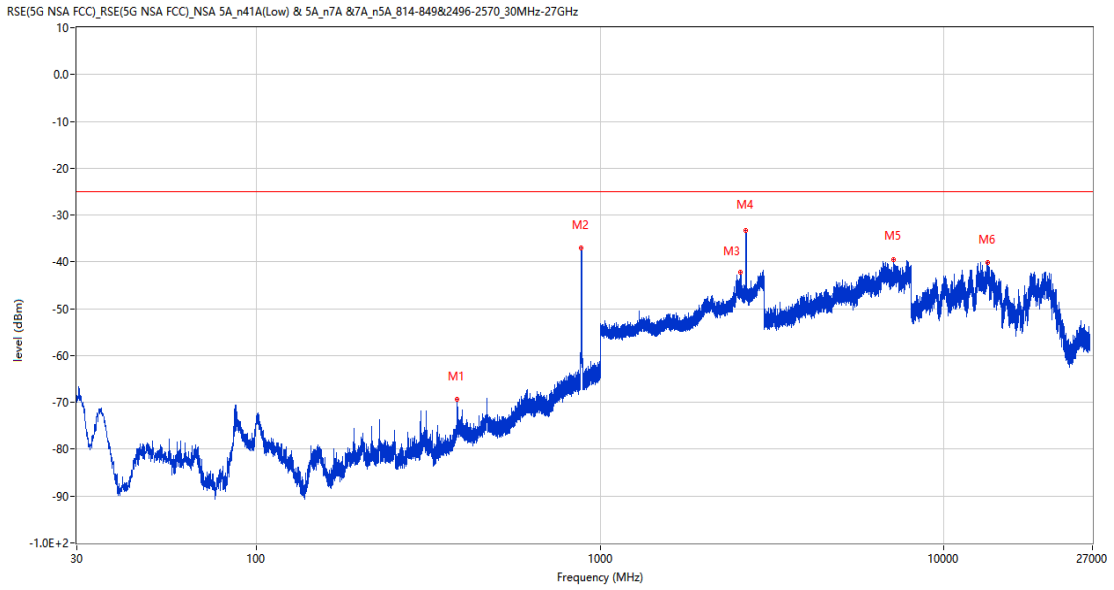
Frequency (MHz)	Result (dBm)	Factor (dB)	PK Limit (dBm)	Over Limit (dB)	Table (o)	ANT	EUT	Verdict
467.616	-65.70	-4.59	-25.0	-40.70	129.00	Horizontal	Vertical	Pass
880.447	-27.07	4.86	-25.0	-2.07	117.00	Horizontal	Vertical	N/A
2536.800	-41.39	10.23	-25.0	-16.39	186.00	Horizontal	Vertical	N/A
2654.500	-21.75	9.75	-25.0	3.25	115.00	Horizontal	Vertical	N/A
6659.250	-39.67	14.83	-25.0	-14.67	360.00	Horizontal	Vertical	Pass
13388.662	-39.93	16.90	-25.0	-14.93	361.00	Horizontal	Vertical	Pass

RSE-V&V DC_5A_n7A BW10(LTE)+BW5(NR)



Frequency (MHz)	Result (dBm)	Factor (dB)	PK Limit (dBm)	Over Limit (dB)	Table (o)	ANT	EUT	Verdict
467.664	-64.50	-4.60	-25.0	-39.50	121.00	Vertical	Vertical	Pass
879.138	-34.96	4.83	-25.0	-9.96	24.00	Vertical	Vertical	N/A
2536.400	-41.88	10.24	-25.0	-16.88	57.00	Vertical	Vertical	N/A
2657.100	-32.94	9.48	-25.0	-7.94	32.00	Vertical	Vertical	N/A
7780.750	-38.93	15.34	-25.0	-13.93	39.00	Vertical	Vertical	Pass
18034.000	-41.61	12.85	-25.0	-16.61	224.00	Vertical	Vertical	Pass

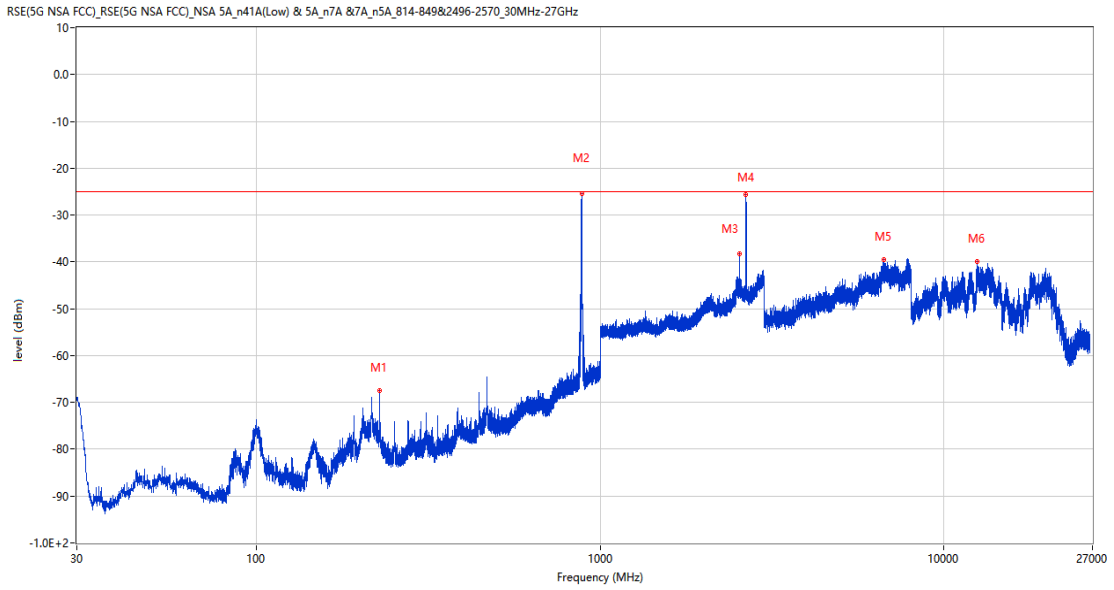
RSE-V&H DC_5A_n7A BW10(LTE)+BW5(NR)



Frequency (MHz)	Result (dBm)	Factor (dB)	PK Limit (dBm)	Over Limit (dB)	Table (o)	ANT	EUT	Verdict
383.710	-69.24	-7.07	-25.0	-44.24	198.00	Vertical	Horizontal	Pass
879.865	-37.00	4.78	-25.0	-12.00	20.00	Vertical	Horizontal	N/A
2554.600	-42.16	10.23	-25.0	-17.16	271.00	Vertical	Horizontal	N/A
2654.100	-33.23	9.76	-25.0	-8.23	207.00	Vertical	Horizontal	N/A
7128.250	-39.47	13.91	-25.0	-14.47	154.00	Vertical	Horizontal	Pass
13380.000	-40.21	16.82	-25.0	-15.21	100.00	Vertical	Horizontal	Pass

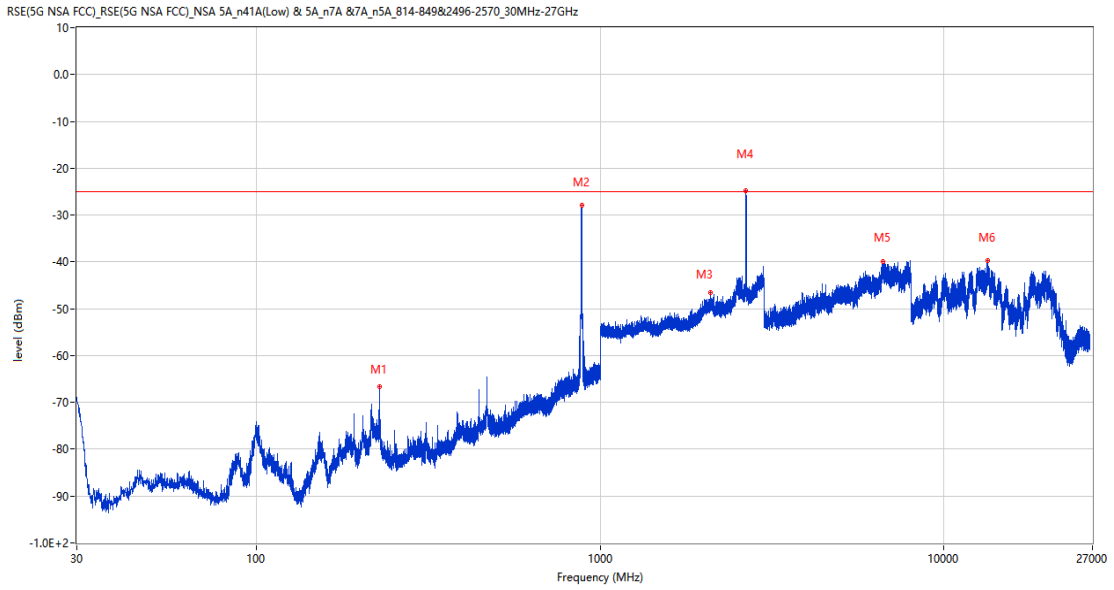
29.5 DC_5A_n7A BW10(LTE)+BW15(NR), PI/2 BPSK, Middle Channel

RSE-H&H DC_5A_n7A BW10(LTE)+BW15(NR)



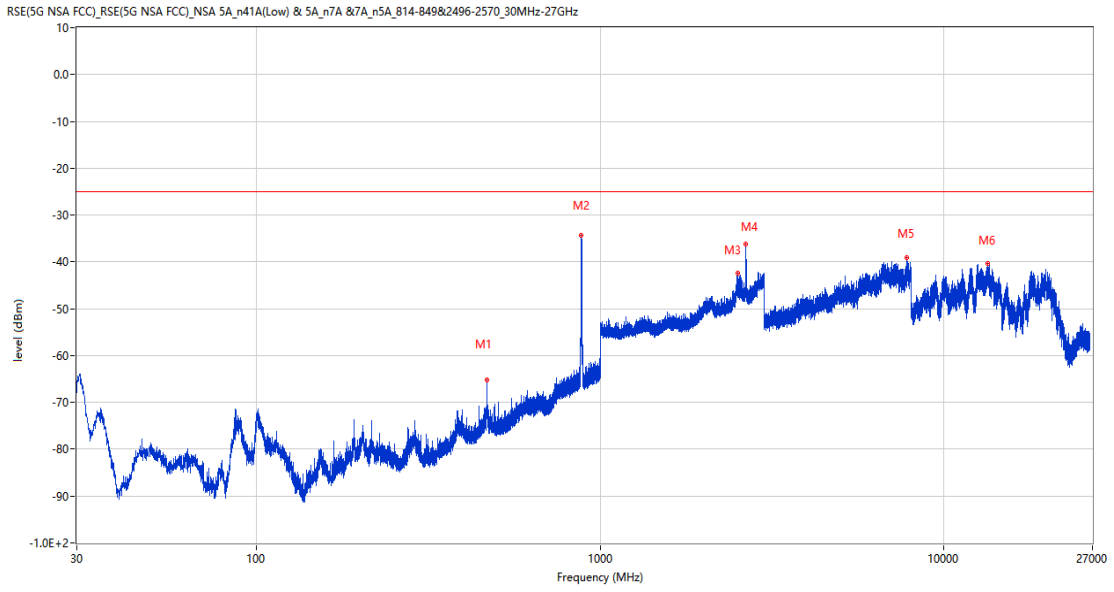
Frequency (MHz)	Result (dBm)	Factor (dB)	PK Limit (dBm)	Over Limit (dB)	Table (o)	ANT	EUT	Verdict
227.928	-67.51	-13.26	-25.0	-42.51	204.00	Horizontal	Horizontal	Pass
884.958	-25.49	4.85	-25.0	-0.49	287.00	Horizontal	Horizontal	N/A
2537.400	-38.36	10.23	-25.0	-13.36	126.00	Horizontal	Horizontal	N/A
2649.200	-25.54	9.76	-25.0	-0.54	220.00	Horizontal	Horizontal	N/A
6658.750	-39.58	14.83	-25.0	-14.58	343.00	Horizontal	Horizontal	Pass
12498.013	-39.82	14.70	-25.0	-14.82	17.00	Horizontal	Horizontal	Pass

RSE-H&V DC_5A_n7A BW10(LTE)+BW15(NR)



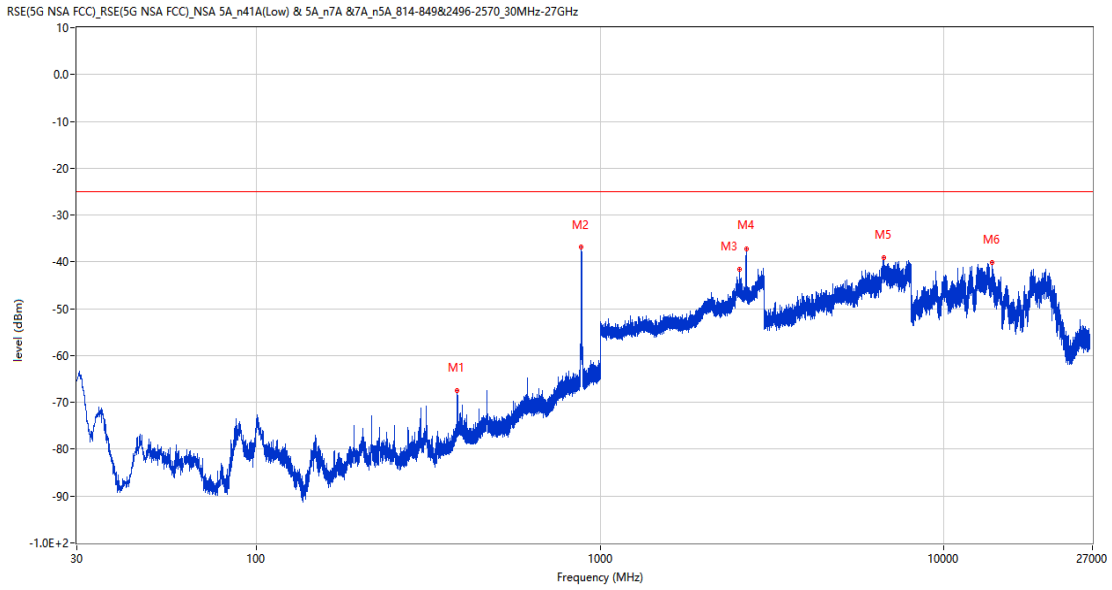
Frequency (MHz)	Result (dBm)	Factor (dB)	PK Limit (dBm)	Over Limit (dB)	Table (o)	ANT	EUT	Verdict
227.880	-66.70	-13.27	-25.0	-41.70	230.00	Horizontal	Vertical	Pass
883.309	-27.96	5.00	-25.0	-2.96	292.00	Horizontal	Vertical	N/A
2094.400	-46.64	5.74	-25.0	-21.64	255.00	Horizontal	Vertical	Pass
2653.800	-24.77	9.76	-25.0	0.23	155.00	Horizontal	Vertical	N/A
6650.500	-39.95	15.10	-25.0	-14.95	317.00	Horizontal	Vertical	Pass
13387.612	-39.82	16.89	-25.0	-14.82	361.00	Horizontal	Vertical	Pass

RSE-V&V DC_5A_n7A BW10(LTE)+BW15(NR)



Frequency (MHz)	Result (dBm)	Factor (dB)	PK Limit (dBm)	Over Limit (dB)	Table (o)	ANT	EUT	Verdict
467.810	-65.13	-4.61	-25.0	-40.13	105.00	Vertical	Vertical	Pass
877.441	-34.36	4.69	-25.0	-9.36	22.00	Vertical	Vertical	N/A
2516.300	-42.50	10.35	-25.0	-17.50	172.00	Vertical	Vertical	N/A
2652.200	-36.14	9.93	-25.0	-11.14	33.00	Vertical	Vertical	N/A
7799.750	-39.17	15.90	-25.0	-14.17	213.00	Vertical	Vertical	Pass
13378.688	-40.27	16.81	-25.0	-15.27	123.00	Vertical	Vertical	Pass

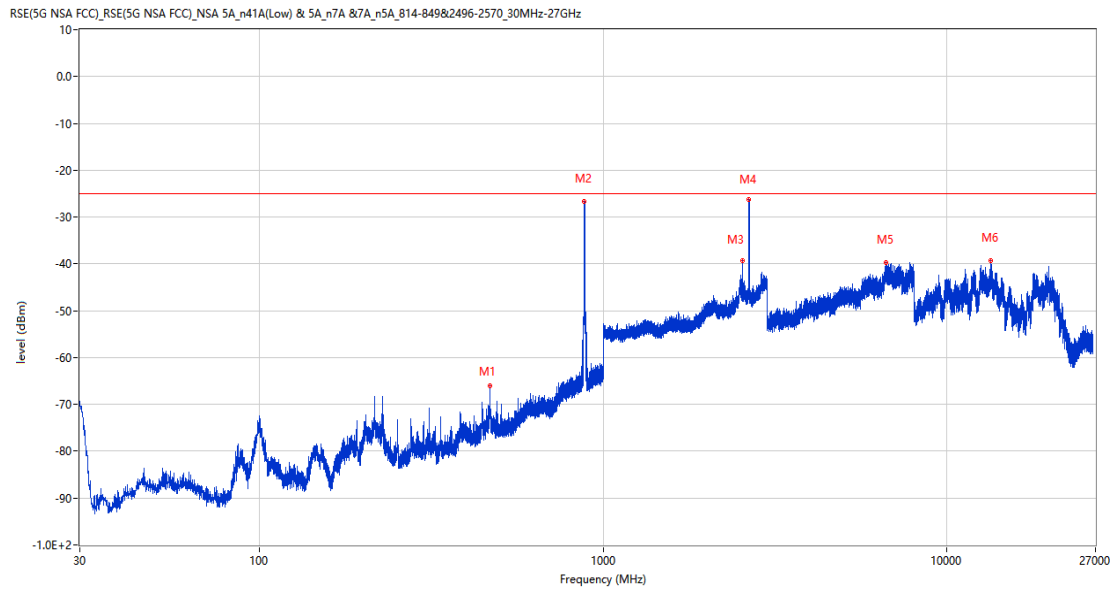
RSE-V&H DC_5A_n7A BW10(LTE)+BW15(NR)



Frequency (MHz)	Result (dBm)	Factor (dB)	PK Limit (dBm)	Over Limit (dB)	Table (o)	ANT	EUT	Verdict
383.953	-67.56	-7.02	-25.0	-42.56	208.00	Vertical	Horizontal	Pass
878.653	-36.73	4.81	-25.0	-11.73	69.00	Vertical	Horizontal	N/A
2537.100	-41.67	10.23	-25.0	-16.67	38.00	Vertical	Horizontal	N/A
2657.600	-37.21	9.37	-25.0	-12.21	44.00	Vertical	Horizontal	N/A
6673.000	-39.15	14.60	-25.0	-14.15	331.00	Vertical	Horizontal	Pass
13795.013	-40.21	16.68	-25.0	-15.21	275.00	Vertical	Horizontal	Pass

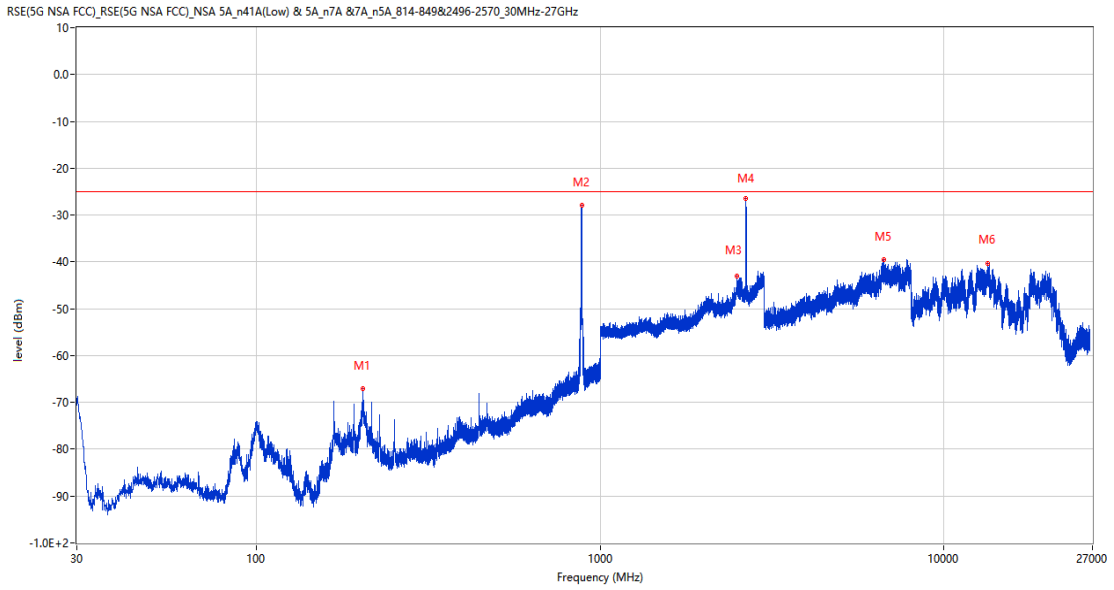
29.6 DC_5A_n7A BW10(LTE)+BW20(NR), PI/2 BPSK, Middle Chanel

RSE-H&H DC_5A_n7A BW10(LTE)+BW20(NR)



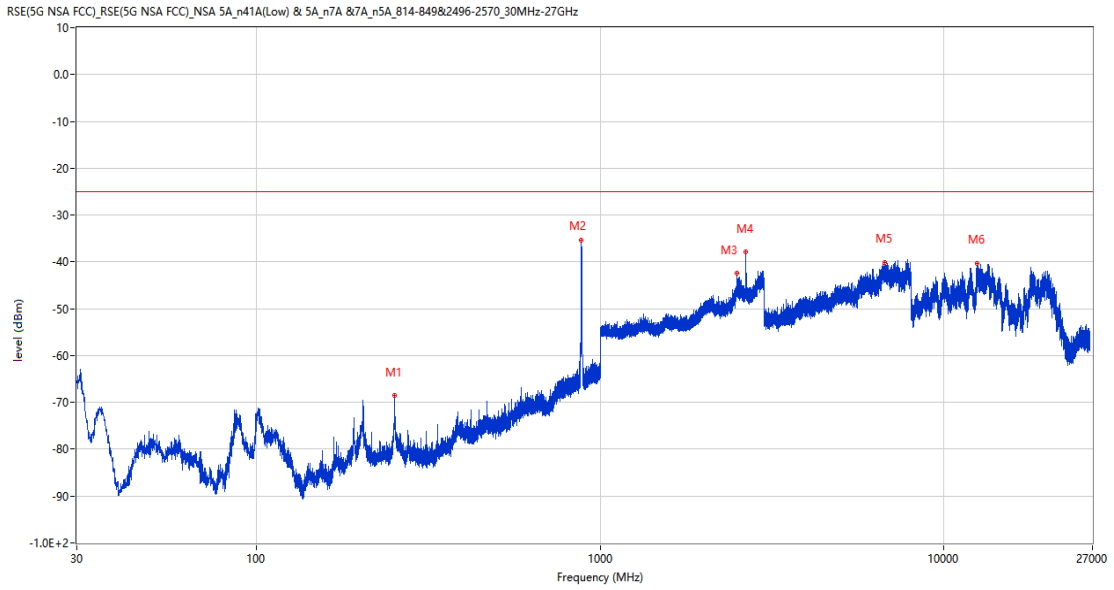
Frequency (MHz)	Result (dBm)	Factor (dB)	PK Limit (dBm)	Over Limit (dB)	Table (o)	ANT	EUT	Verdict
467.955	-66.09	-4.62	-25.0	-41.09	359.00	Horizontal	Horizontal	Pass
878.459	-26.65	4.80	-25.0	-1.65	287.00	Horizontal	Horizontal	N/A
2537.800	-39.34	10.23	-25.0	-14.34	130.00	Horizontal	Horizontal	N/A
2652.600	-26.26	9.84	-25.0	-1.26	142.00	Horizontal	Horizontal	N/A
6643.000	-39.81	15.15	-25.0	-14.81	202.00	Horizontal	Horizontal	Pass
13389.187	-39.29	16.91	-25.0	-14.29	66.00	Horizontal	Horizontal	Pass

RSE-H&V DC_5A_n7A BW10(LTE)+BW20(NR)



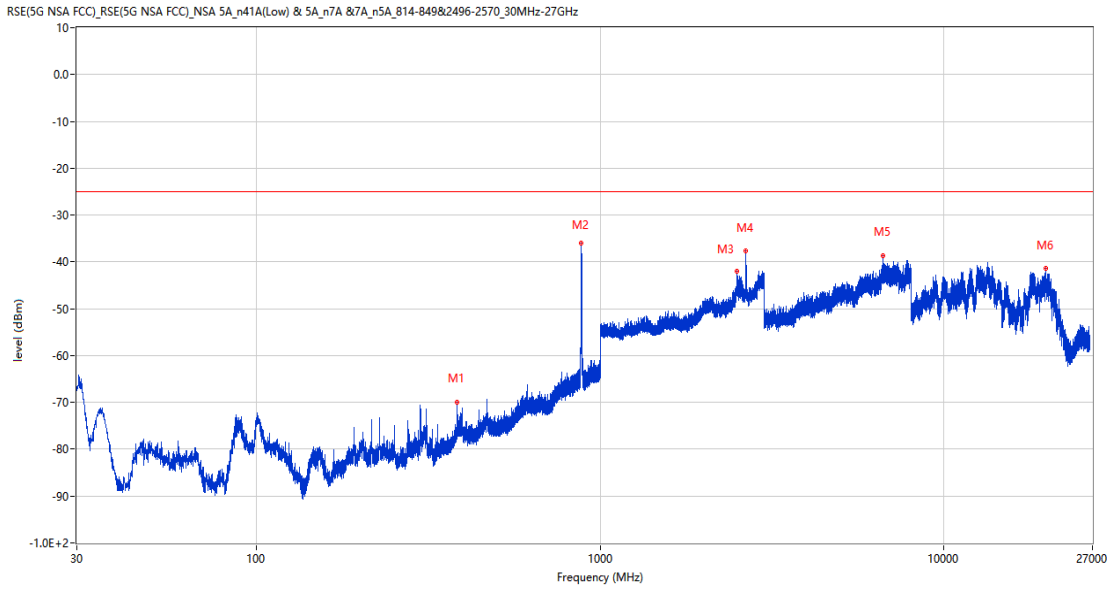
Frequency (MHz)	Result (dBm)	Factor (dB)	PK Limit (dBm)	Over Limit (dB)	Table (o)	ANT	EUT	Verdict
203.970	-67.07	-13.41	-25.0	-42.07	226.00	Horizontal	Vertical	Pass
883.067	-27.96	4.99	-25.0	-2.96	287.00	Horizontal	Vertical	N/A
2496.700	-43.04	10.40	-25.0	-18.04	252.00	Horizontal	Vertical	N/A
2647.600	-26.45	9.84	-25.0	-1.45	117.00	Horizontal	Vertical	N/A
6666.500	-39.44	14.70	-25.0	-14.44	125.00	Horizontal	Vertical	Pass
13388.137	-40.30	16.90	-25.0	-15.30	114.00	Horizontal	Vertical	Pass

RSE-V&V DC_5A_n7A BW10(LTE)+BW20(NR)



Frequency (MHz)	Result (dBm)	Factor (dB)	PK Limit (dBm)	Over Limit (dB)	Table (o)	ANT	EUT	Verdict
251.984	-68.57	-13.33	-25.0	-43.57	108.00	Vertical	Vertical	Pass
877.247	-35.31	4.68	-25.0	-10.31	8.00	Vertical	Vertical	N/A
2497.000	-42.39	10.41	-25.0	-17.39	67.00	Vertical	Vertical	N/A
2649.600	-37.83	9.75	-25.0	-12.83	43.00	Vertical	Vertical	N/A
6719.250	-40.05	15.66	-25.0	-15.05	144.00	Vertical	Vertical	Pass
12500.150	-40.39	14.72	-25.0	-15.39	241.00	Vertical	Vertical	Pass

RSE-V&H DC_5A_n7A BW10(LTE)+BW20(NR)

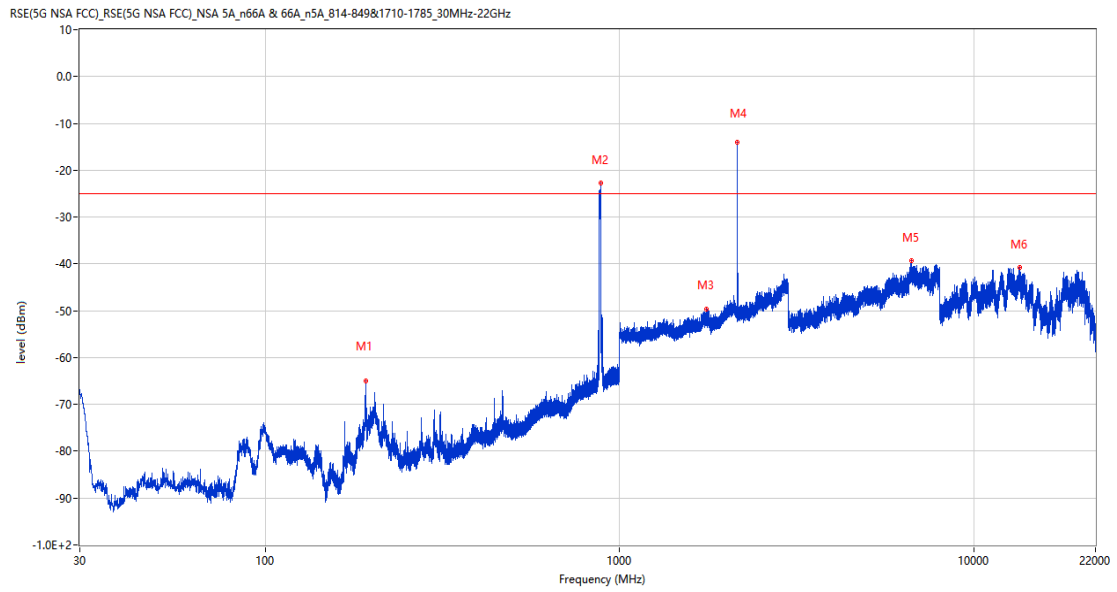


Frequency (MHz)	Result (dBm)	Factor (dB)	PK Limit (dBm)	Over Limit (dB)	Table (o)	ANT	EUT	Verdict
383.905	-69.88	-7.03	-25.0	-44.88	185.00	Vertical	Horizontal	Pass
878.604	-36.02	4.81	-25.0	-11.02	12.00	Vertical	Horizontal	N/A
2498.400	-42.09	10.42	-25.0	-17.09	278.00	Vertical	Horizontal	N/A
2647.000	-37.69	9.87	-25.0	-12.69	205.00	Vertical	Horizontal	N/A
6631.000	-38.68	14.80	-25.0	-13.68	331.00	Vertical	Horizontal	Pass
19773.526	-41.43	12.94	-25.0	-16.43	363.00	Vertical	Horizontal	Pass

30 DC_5A_n66A

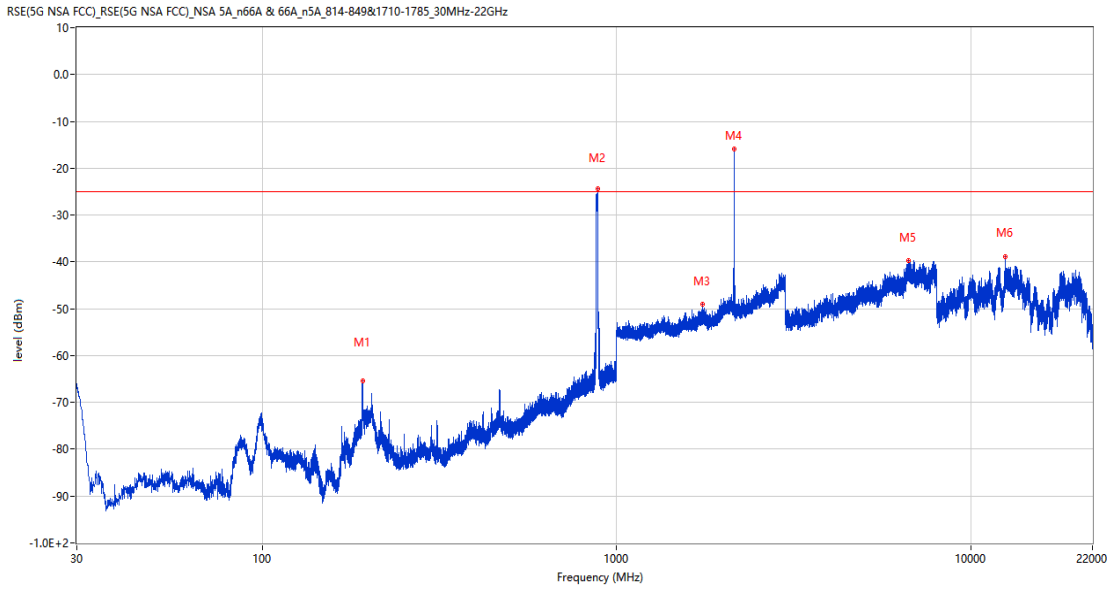
30.1 DC_5A_n66A BW10(LTE)+BW5(NR), QPSK, Middle Chanel

RSE-H&H DC_5A_n66A BW10(LTE)+BW5(NR)



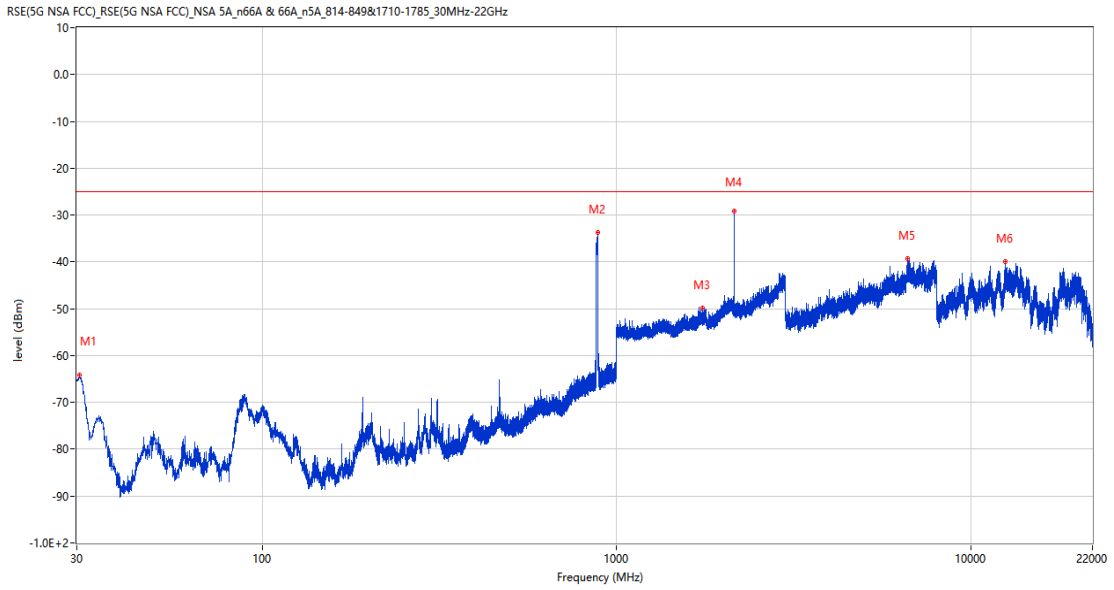
Frequency (MHz)	Result (dBm)	Factor (dB)	PK Limit (dBm)	Over Limit (dB)	Table (o)	ANT	EUT	Verdict
191.893	-64.92	-14.29	-25.0	-39.92	69.00	Horizontal	Horizontal	Pass
883.600	-22.69	5.01	-25.0	2.31	286.00	Horizontal	Horizontal	N/A
1762.300	-49.57	3.16	-25.0	-24.57	127.00	Horizontal	Horizontal	Pass
2147.100	-14.05	4.47	-25.0	10.95	211.00	Horizontal	Horizontal	N/A
6660.500	-39.37	14.75	-25.0	-14.37	135.00	Horizontal	Horizontal	Pass
13421.213	-40.67	16.54	-25.0	-15.67	362.00	Horizontal	Horizontal	Pass

RSE-H&V DC_5A_n66A BW10(LTE)+BW5(NR)



Frequency (MHz)	Result (dBm)	Factor (dB)	PK Limit (dBm)	Over Limit (dB)	Table (o)	ANT	EUT	Verdict
191.796	-65.41	-14.31	-25.0	-40.41	297.00	Horizontal	Vertical	Pass
883.115	-24.41	4.99	-25.0	0.59	118.00	Horizontal	Vertical	N/A
1747.900	-49.13	3.23	-25.0	-24.13	274.00	Horizontal	Vertical	Pass
2145.800	-15.97	4.63	-25.0	9.03	116.00	Horizontal	Vertical	N/A
6653.250	-39.69	15.01	-25.0	-14.69	258.00	Horizontal	Vertical	Pass
12490.174	-38.93	14.63	-25.0	-13.93	24.00	Horizontal	Vertical	Pass

RSE-V&V DC_5A_n66A BW10(LTE)+BW5(NR)



Frequency (MHz)	Result (dBm)	Factor (dB)	PK Limit (dBm)	Over Limit (dB)	Table (o)	ANT	EUT	Verdict
30.485	-64.25	-23.20	-25.0	-39.25	91.00	Vertical	Vertical	Pass
884.812	-33.69	4.87	-25.0	-8.69	283.00	Vertical	Vertical	N/A
1747.800	-49.95	3.23	-25.0	-24.95	159.00	Vertical	Vertical	N/A
2144.500	-29.06	4.81	-25.0	-4.06	17.00	Vertical	Vertical	N/A
6640.750	-39.35	15.00	-25.0	-14.35	125.00	Vertical	Vertical	Pass
12495.162	-40.01	14.68	-25.0	-15.01	38.00	Vertical	Vertical	Pass