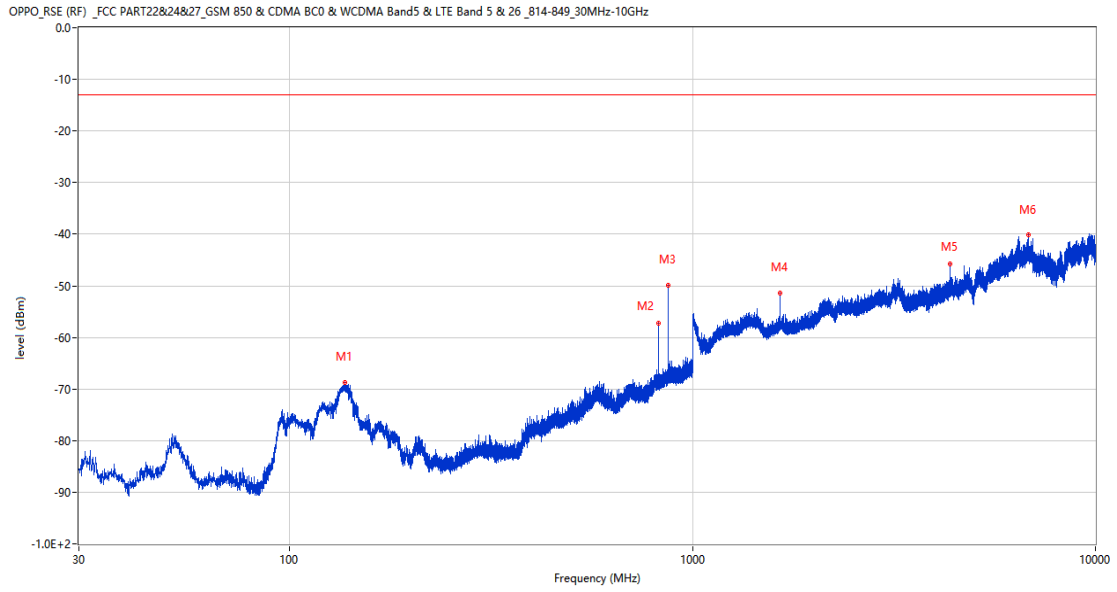


## **Annex A.7. Field Strength of Spurious Radiation**

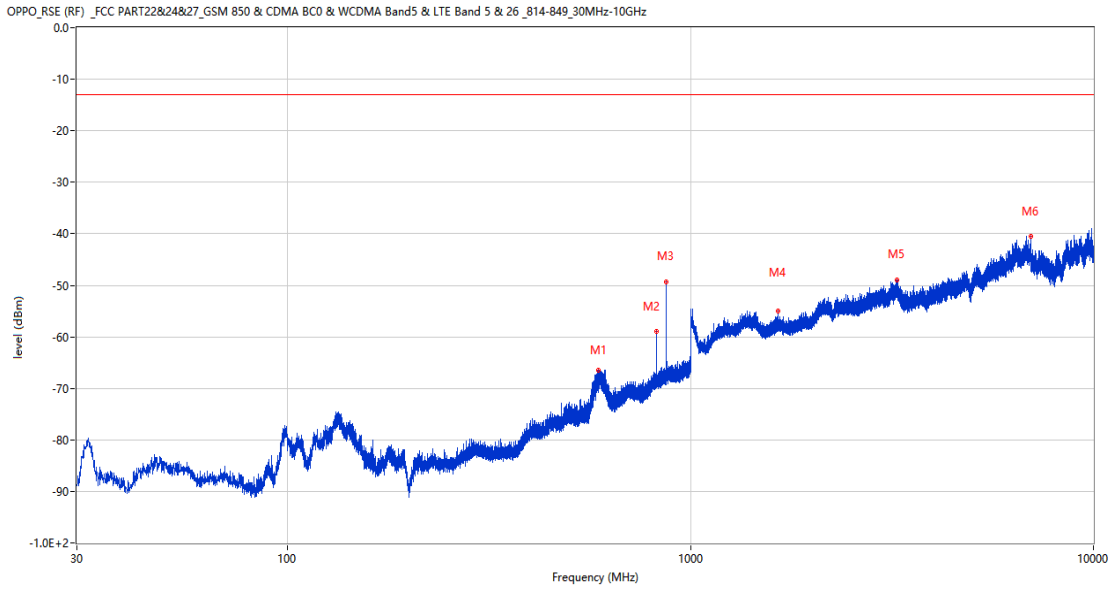
Up Antenna  
 GSM  
 1 GSM 850  
 1.1 GSM 850 Low Channel

RSE-H&H GSM 850 CH128



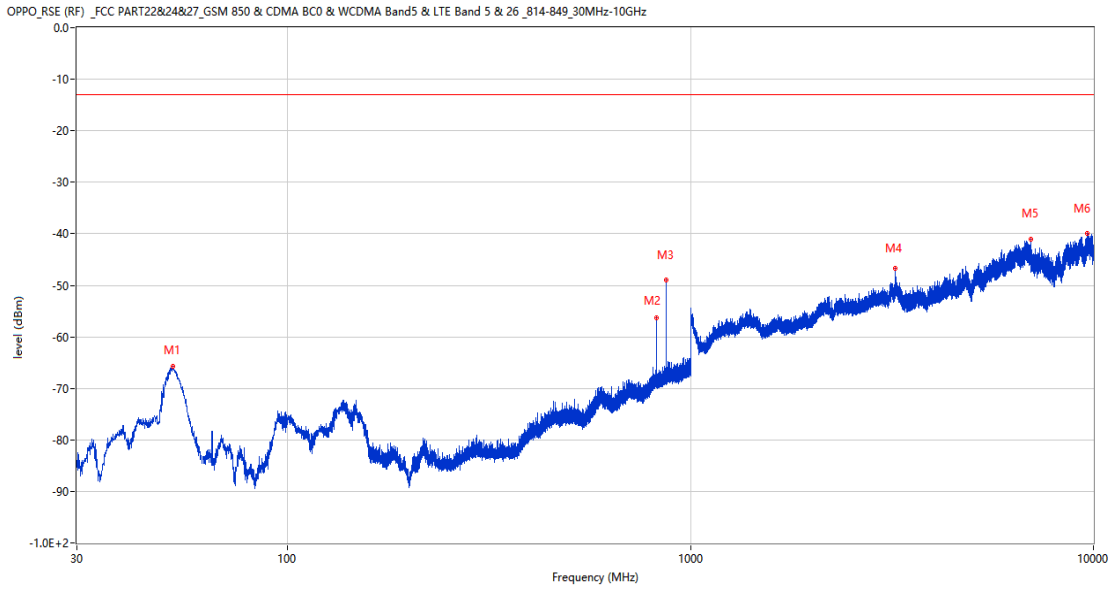
| Frequency (MHz) | Result (dBm) | Factor (dB) | PK Limit (dBm) | Over Limit (dB) | Table (o) | ANT        | EUT        | Verdict |
|-----------------|--------------|-------------|----------------|-----------------|-----------|------------|------------|---------|
| 137.331         | -68.83       | -16.38      | -13.0          | -55.83          | 283.00    | Horizontal | Horizontal | Pass    |
| 824.188         | -57.16       | 2.01        | -13.0          | -44.16          | 277.00    | Horizontal | Horizontal | N/A     |
| 869.147         | -49.98       | 2.21        | -13.0          | -36.98          | 44.00     | Horizontal | Horizontal | N/A     |
| 1648.500        | -51.44       | -4.26       | -13.0          | -38.44          | 280.00    | Horizontal | Horizontal | Pass    |
| 4361.400        | -45.79       | 5.98        | -13.0          | -32.79          | 230.00    | Horizontal | Horizontal | Pass    |
| 6824.800        | -40.14       | 12.90       | -13.0          | -27.14          | 123.00    | Horizontal | Horizontal | Pass    |

RSE-H&V GSM 850 CH128



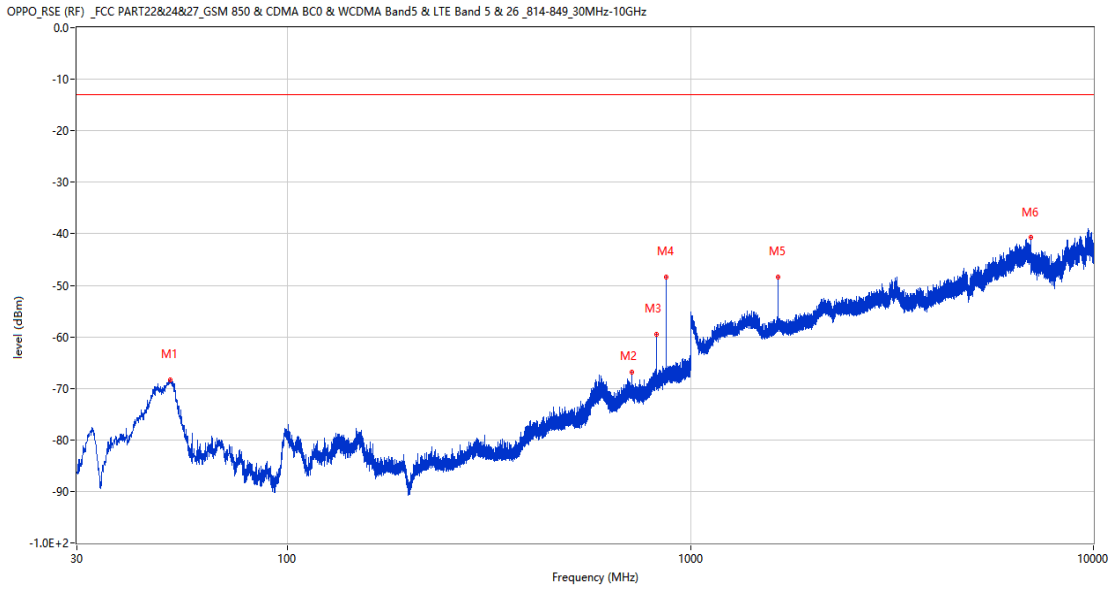
| Frequency (MHz) | Result (dBm) | Factor (dB) | PK Limit (dBm) | Over Limit (dB) | Table (o) | ANT        | EUT      | Verdict |
|-----------------|--------------|-------------|----------------|-----------------|-----------|------------|----------|---------|
| 591.824         | -66.46       | -4.52       | -13.0          | -53.46          | 1.00      | Horizontal | Vertical | Pass    |
| 824.188         | -59.01       | 2.01        | -13.0          | -46.01          | 303.00    | Horizontal | Vertical | N/A     |
| 869.244         | -49.25       | 2.21        | -13.0          | -36.25          | 182.00    | Horizontal | Vertical | N/A     |
| 1648.700        | -54.99       | -4.26       | -13.0          | -41.99          | 200.00    | Horizontal | Vertical | Pass    |
| 3248.000        | -48.97       | 6.03        | -13.0          | -35.97          | 352.00    | Horizontal | Vertical | Pass    |
| 6990.200        | -40.55       | 13.83       | -13.0          | -27.55          | 284.00    | Horizontal | Vertical | Pass    |

RSE-V&V GSM 850 CH128



| Frequency (MHz) | Result (dBm) | Factor (dB) | PK Limit (dBm) | Over Limit (dB) | Table (o) | ANT      | EUT      | Verdict |
|-----------------|--------------|-------------|----------------|-----------------|-----------|----------|----------|---------|
| 52.019          | -65.68       | -15.01      | -13.0          | -52.68          | 51.00     | Vertical | Vertical | Pass    |
| 824.188         | -56.28       | 2.01        | -13.0          | -43.28          | 178.00    | Vertical | Vertical | N/A     |
| 869.244         | -49.05       | 2.21        | -13.0          | -36.05          | 25.00     | Vertical | Vertical | N/A     |
| 3229.200        | -46.75       | 6.64        | -13.0          | -33.75          | 250.00    | Vertical | Vertical | Pass    |
| 6996.600        | -41.13       | 13.88       | -13.0          | -28.13          | 258.00    | Vertical | Vertical | Pass    |
| 9655.599        | -39.97       | 18.35       | -13.0          | -26.97          | 155.00    | Vertical | Vertical | Pass    |

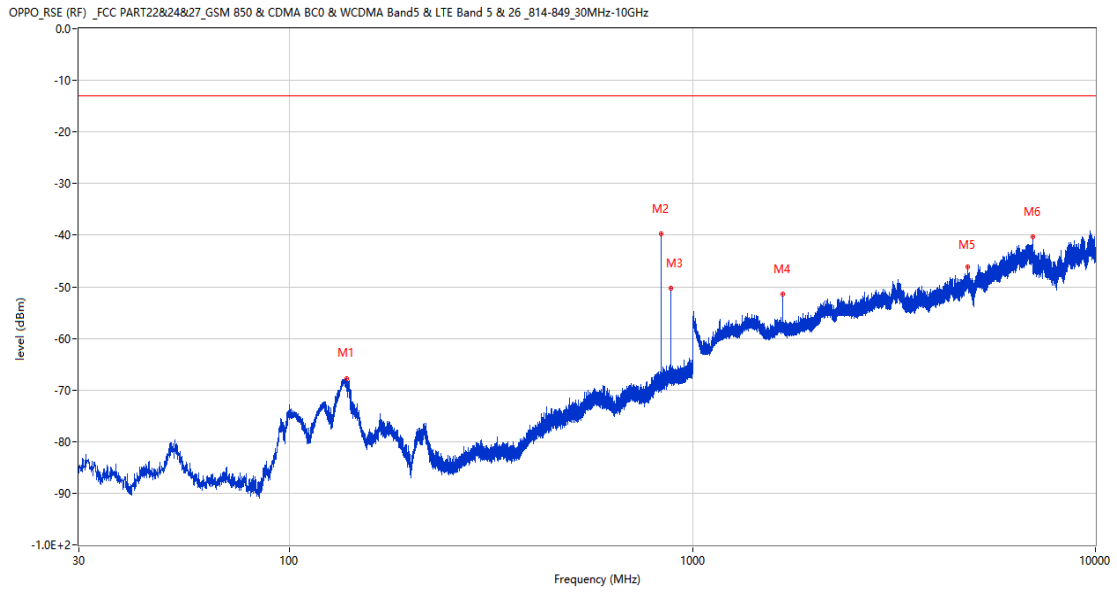
RSE-V&H GSM 850 CH128



| Frequency (MHz) | Result (dBm) | Factor (dB) | PK Limit (dBm) | Over Limit (dB) | Table (o) | ANT      | EUT        | Verdict |
|-----------------|--------------|-------------|----------------|-----------------|-----------|----------|------------|---------|
| 51.049          | -68.29       | -15.11      | -13.0          | -55.29          | 71.00     | Vertical | Horizontal | Pass    |
| 714.481         | -66.86       | -0.67       | -13.0          | -53.86          | 252.00    | Vertical | Horizontal | Pass    |
| 824.236         | -59.49       | 2.01        | -13.0          | -46.49          | 314.00    | Vertical | Horizontal | N/A     |
| 869.147         | -48.41       | 2.21        | -13.0          | -35.41          | 42.00     | Vertical | Horizontal | N/A     |
| 1648.500        | -48.38       | -4.26       | -13.0          | -35.38          | 291.00    | Vertical | Horizontal | Pass    |
| 6992.400        | -40.70       | 13.92       | -13.0          | -27.70          | 338.00    | Vertical | Horizontal | Pass    |

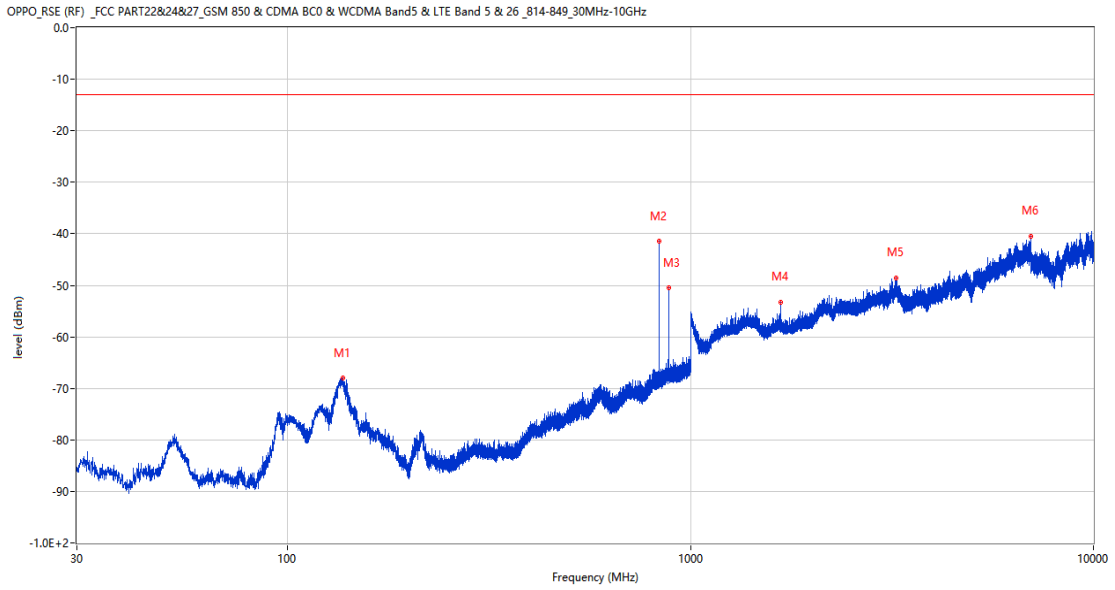
## 1.2 GSM 850 Middle Channel

RSE-H&H GSM 850 CH190



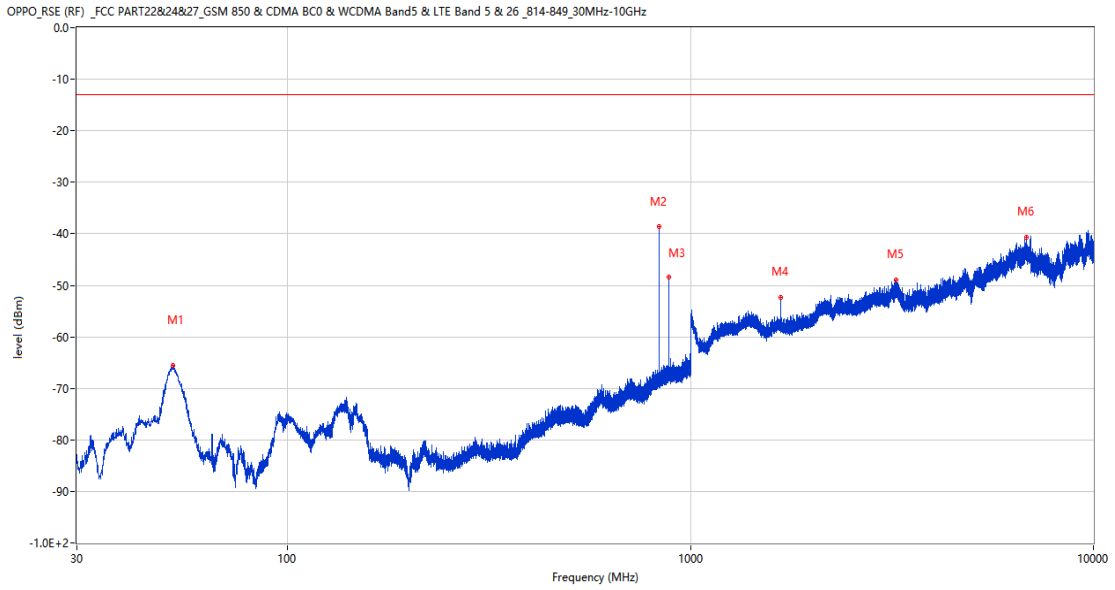
| Frequency (MHz) | Result (dBm) | Factor (dB) | PK Limit (dBm) | Over Limit (dB) | Table (o) | ANT        | EUT        | Verdict |
|-----------------|--------------|-------------|----------------|-----------------|-----------|------------|------------|---------|
| 138.834         | -67.73       | -16.08      | -13.0          | -54.73          | 282.00    | Horizontal | Horizontal | Pass    |
| 836.652         | -39.83       | 2.18        | -13.0          | -26.83          | 41.00     | Horizontal | Horizontal | N/A     |
| 881.563         | -50.36       | 2.73        | -13.0          | -37.36          | 41.00     | Horizontal | Horizontal | N/A     |
| 1673.400        | -51.42       | -4.46       | -13.0          | -38.42          | 140.00    | Horizontal | Horizontal | Pass    |
| 4813.600        | -46.11       | 7.11        | -13.0          | -33.11          | 196.00    | Horizontal | Horizontal | Pass    |
| 6991.600        | -40.28       | 13.92       | -13.0          | -27.28          | 283.00    | Horizontal | Horizontal | Pass    |

RSE-H&V GSM 850 CH190



| Frequency (MHz) | Result (dBm) | Factor (dB) | PK Limit (dBm) | Over Limit (dB) | Table (o) | ANT        | EUT      | Verdict |
|-----------------|--------------|-------------|----------------|-----------------|-----------|------------|----------|---------|
| 137.234         | -68.00       | -16.41      | -13.0          | -55.00          | 285.00    | Horizontal | Vertical | Pass    |
| 836.652         | -41.50       | 2.18        | -13.0          | -28.50          | 309.00    | Horizontal | Vertical | N/A     |
| 881.563         | -50.49       | 2.73        | -13.0          | -37.49          | 37.00     | Horizontal | Vertical | N/A     |
| 1673.000        | -53.32       | -4.47       | -13.0          | -40.32          | 127.00    | Horizontal | Vertical | Pass    |
| 3235.600        | -48.52       | 6.65        | -13.0          | -35.52          | 125.00    | Horizontal | Vertical | Pass    |
| 6999.200        | -40.44       | 13.93       | -13.0          | -27.44          | 116.00    | Horizontal | Vertical | Pass    |

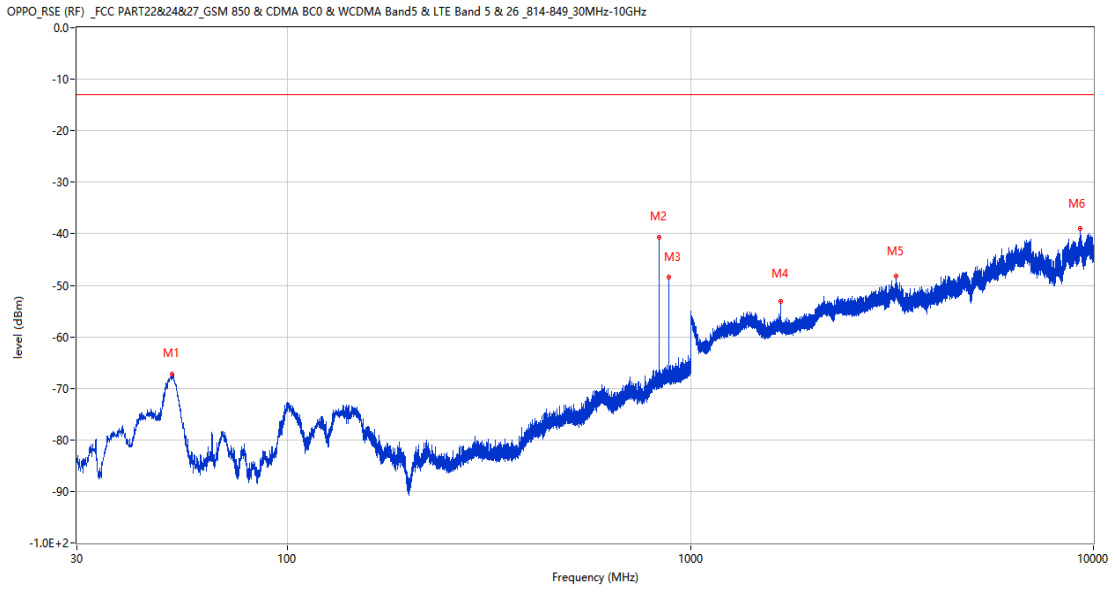
RSE-V&V GSM 850 CH190



| Frequency (MHz) | Result (dBm) | Factor (dB) | PK Limit (dBm) | Over Limit (dB) | Table (o) | ANT      | EUT      | Verdict |
|-----------------|--------------|-------------|----------------|-----------------|-----------|----------|----------|---------|
| 51.971          | -65.54       | -15.01      | -13.0          | -52.54          | 108.00    | Vertical | Vertical | Pass    |
| 836.652         | -38.64       | 2.18        | -13.0          | -25.64          | 169.00    | Vertical | Vertical | N/A     |
| 881.660         | -48.36       | 2.74        | -13.0          | -35.36          | 12.00     | Vertical | Vertical | N/A     |
| 1673.300        | -52.27       | -4.46       | -13.0          | -39.27          | 109.00    | Vertical | Vertical | Pass    |
| 3235.400        | -48.96       | 6.66        | -13.0          | -35.96          | 152.00    | Vertical | Vertical | Pass    |
| 6823.200        | -40.66       | 13.01       | -13.0          | -27.66          | 46.00     | Vertical | Vertical | Pass    |



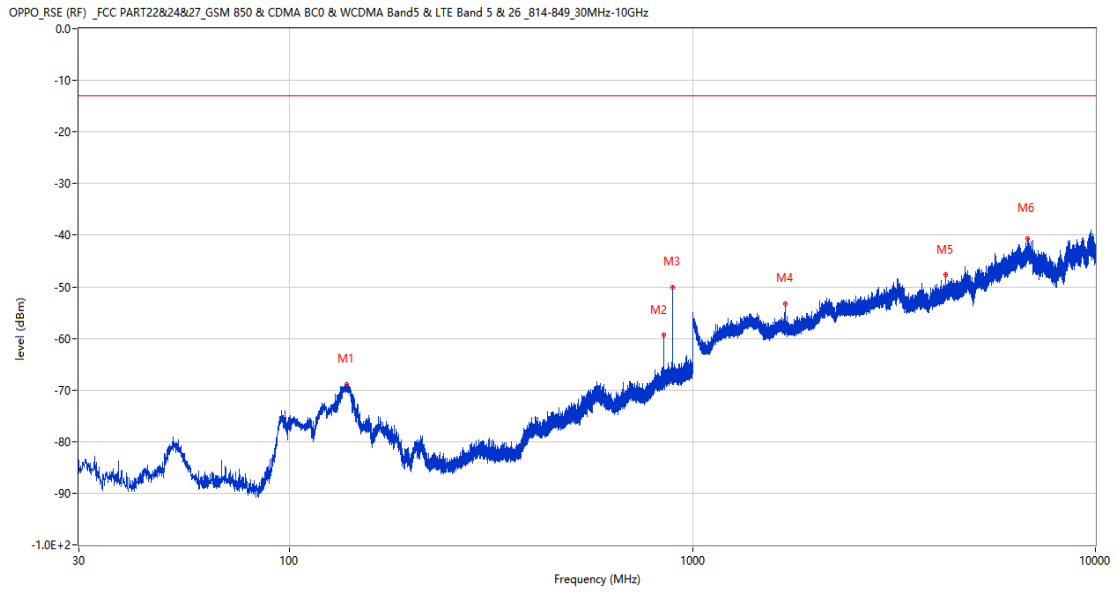
RSE-V&H GSM 850 CH190



| Frequency (MHz) | Result (dBm) | Factor (dB) | PK Limit (dBm) | Over Limit (dB) | Table (o) | ANT      | EUT        | Verdict |
|-----------------|--------------|-------------|----------------|-----------------|-----------|----------|------------|---------|
| 51.679          | -67.30       | -15.04      | -13.0          | -54.30          | 109.00    | Vertical | Horizontal | Pass    |
| 836.604         | -40.71       | 2.18        | -13.0          | -27.71          | 193.00    | Vertical | Horizontal | N/A     |
| 881.660         | -48.34       | 2.74        | -13.0          | -35.34          | 19.00     | Vertical | Horizontal | N/A     |
| 1673.200        | -53.19       | -4.47       | -13.0          | -40.19          | 278.00    | Vertical | Horizontal | Pass    |
| 3234.600        | -48.26       | 6.72        | -13.0          | -35.26          | 245.00    | Vertical | Horizontal | Pass    |
| 9259.900        | -39.03       | 17.15       | -13.0          | -26.03          | 72.00     | Vertical | Horizontal | Pass    |

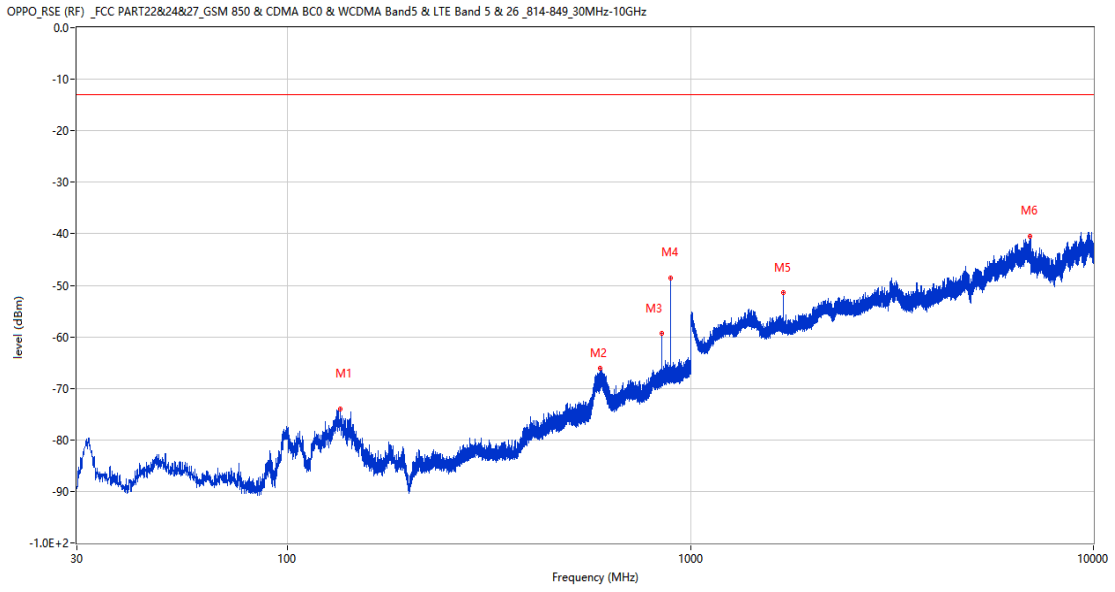
### 1.3 GSM 850 High Channel

#### RSE-H&H GSM 850 CH251



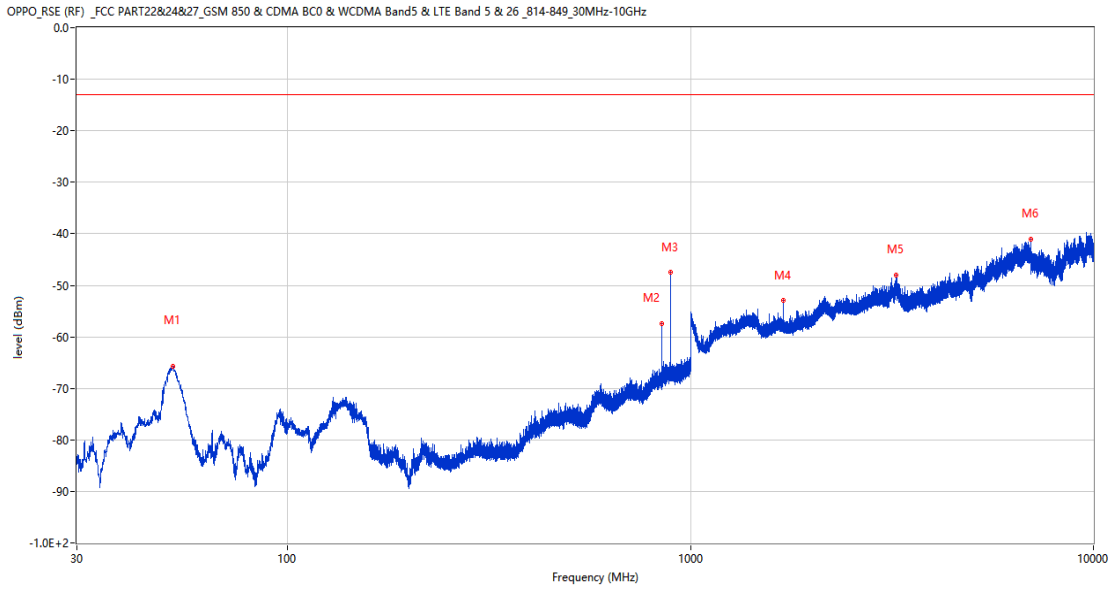
| Frequency (MHz) | Result (dBm) | Factor (dB) | PK Limit (dBm) | Over Limit (dB) | Table (o) | ANT        | EUT        | Verdict |
|-----------------|--------------|-------------|----------------|-----------------|-----------|------------|------------|---------|
| 138.349         | -68.88       | -16.13      | -13.0          | -55.88          | 269.00    | Horizontal | Horizontal | Pass    |
| 848.825         | -59.25       | 2.29        | -13.0          | -46.25          | 39.00     | Horizontal | Horizontal | N/A     |
| 893.785         | -50.13       | 2.49        | -13.0          | -37.13          | 154.00    | Horizontal | Horizontal | N/A     |
| 1698.100        | -53.25       | -4.87       | -13.0          | -40.25          | 298.00    | Horizontal | Horizontal | Pass    |
| 4259.200        | -47.66       | 6.04        | -13.0          | -34.66          | 281.00    | Horizontal | Horizontal | Pass    |
| 6774.400        | -40.74       | 12.83       | -13.0          | -27.74          | 137.00    | Horizontal | Horizontal | Pass    |

RSE-H&V GSM 850 CH251



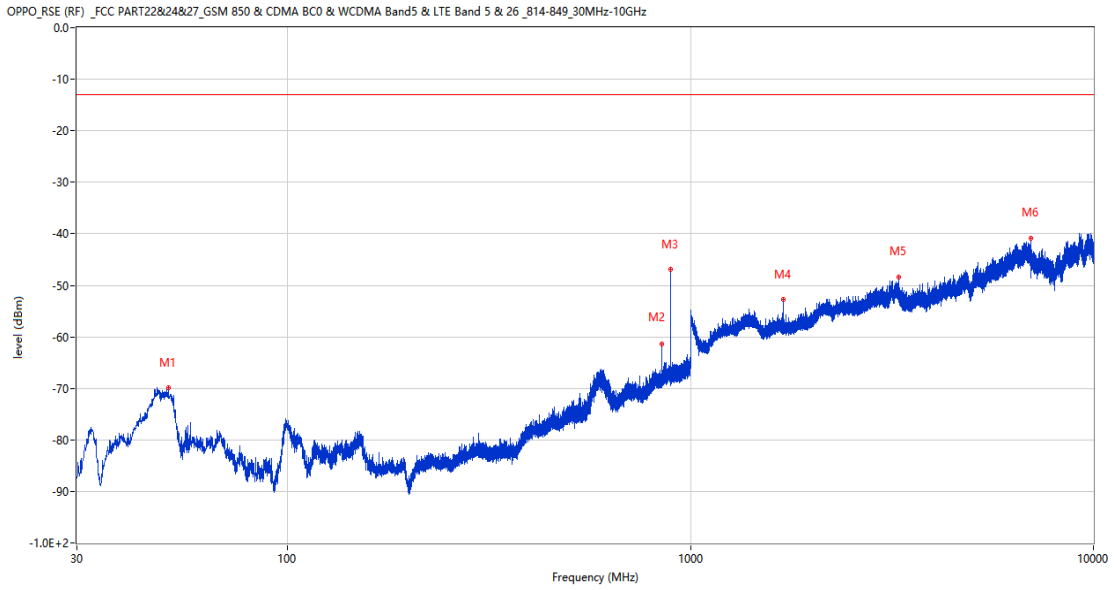
| Frequency (MHz) | Result (dBm) | Factor (dB) | PK Limit (dBm) | Over Limit (dB) | Table (o) | ANT        | EUT      | Verdict |
|-----------------|--------------|-------------|----------------|-----------------|-----------|------------|----------|---------|
| 135.390         | -74.06       | -16.69      | -13.0          | -61.06          | 144.00    | Horizontal | Vertical | Pass    |
| 596.965         | -66.19       | -3.99       | -13.0          | -53.19          | 39.00     | Horizontal | Vertical | Pass    |
| 848.729         | -59.41       | 2.29        | -13.0          | -46.41          | 310.00    | Horizontal | Vertical | N/A     |
| 893.737         | -48.56       | 2.49        | -13.0          | -35.56          | 162.00    | Horizontal | Vertical | N/A     |
| 1698.100        | -51.44       | -4.87       | -13.0          | -38.44          | 174.00    | Horizontal | Vertical | Pass    |
| 6954.000        | -40.55       | 13.06       | -13.0          | -27.55          | 13.00     | Horizontal | Vertical | Pass    |

RSE-V&V GSM 850 CH251



| Frequency (MHz) | Result (dBm) | Factor (dB) | PK Limit (dBm) | Over Limit (dB) | Table (o) | ANT      | EUT      | Verdict |
|-----------------|--------------|-------------|----------------|-----------------|-----------|----------|----------|---------|
| 51.825          | -65.80       | -15.03      | -13.0          | -52.80          | 105.00    | Vertical | Vertical | Pass    |
| 848.825         | -57.41       | 2.29        | -13.0          | -44.41          | 34.00     | Vertical | Vertical | N/A     |
| 893.833         | -47.48       | 2.48        | -13.0          | -34.48          | 360.00    | Vertical | Vertical | N/A     |
| 1697.700        | -52.94       | -4.84       | -13.0          | -39.94          | 100.00    | Vertical | Vertical | Pass    |
| 3232.800        | -47.98       | 6.80        | -13.0          | -34.98          | 0.00      | Vertical | Vertical | Pass    |
| 6997.600        | -41.08       | 13.96       | -13.0          | -28.08          | 217.00    | Vertical | Vertical | Pass    |

RSE-V&H GSM 850 CH251



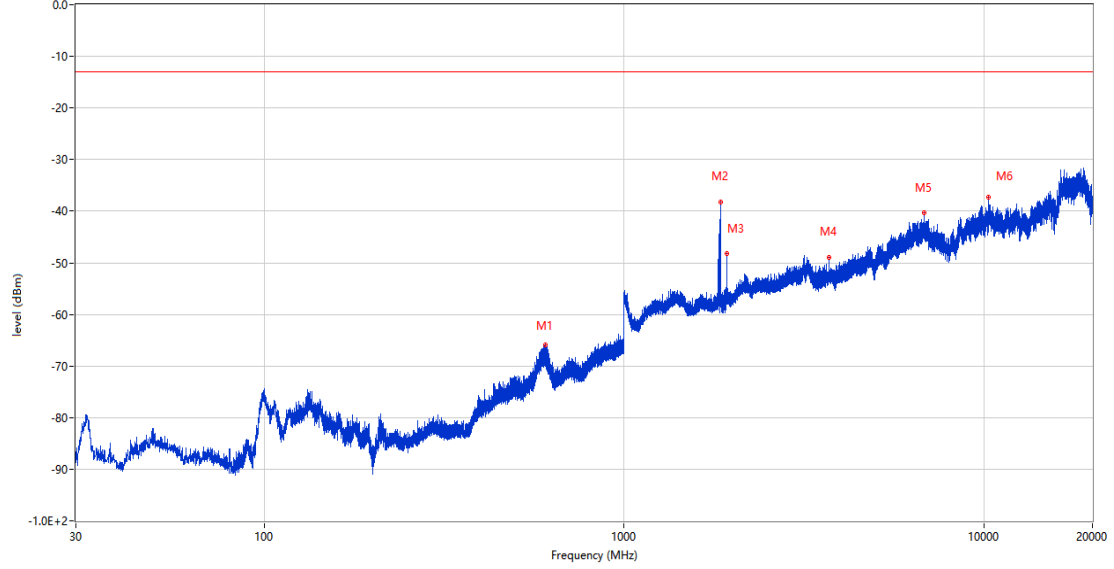
| Frequency (MHz) | Result (dBm) | Factor (dB) | PK Limit (dBm) | Over Limit (dB) | Table (o) | ANT      | EUT        | Verdict |
|-----------------|--------------|-------------|----------------|-----------------|-----------|----------|------------|---------|
| 50.612          | -69.90       | -15.17      | -13.0          | -56.90          | 64.00     | Vertical | Horizontal | Pass    |
| 848.777         | -61.41       | 2.29        | -13.0          | -48.41          | 206.00    | Vertical | Horizontal | N/A     |
| 893.833         | -46.90       | 2.48        | -13.0          | -33.90          | 25.00     | Vertical | Horizontal | N/A     |
| 1697.800        | -52.67       | -4.85       | -13.0          | -39.67          | 310.00    | Vertical | Horizontal | Pass    |
| 3293.200        | -48.40       | 4.94        | -13.0          | -35.40          | 167.00    | Vertical | Horizontal | Pass    |
| 6991.400        | -40.83       | 13.92       | -13.0          | -27.83          | 290.00    | Vertical | Horizontal | Pass    |

## 2 GSM 1900

### 2.1 GSM 1900 Low Channel

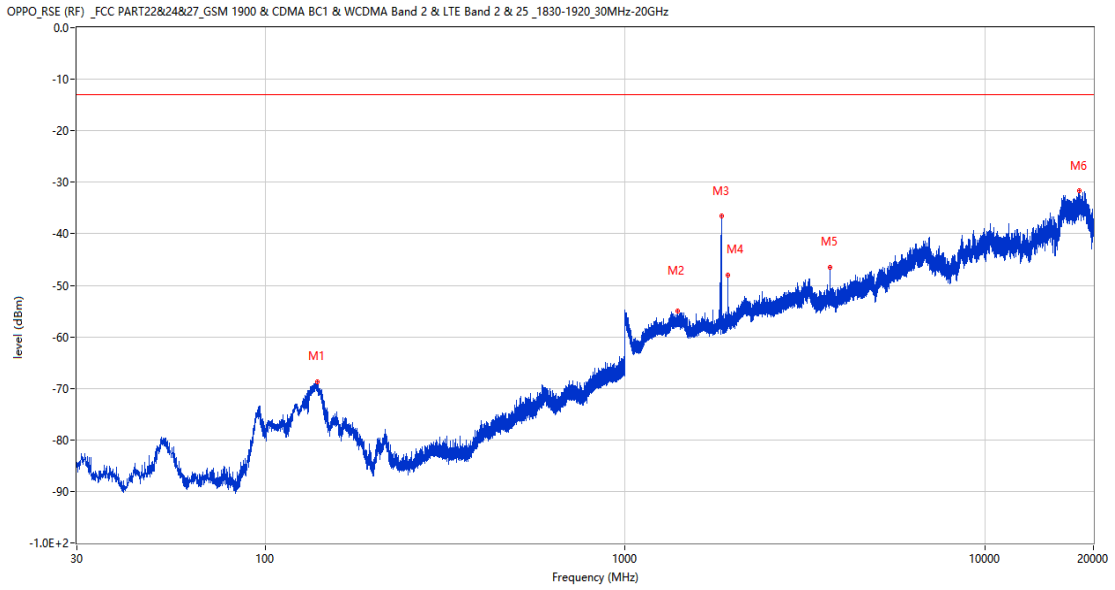
RSE-H&H GSM 1900 CH512

OPPO\_RSE (RF) \_FCC PART22&24&27\_GSM 1900 & CDMA BC1 & WCDMA Band 2 & LTE Band 2 & 25\_1830-1920\_30MHz-20GHz



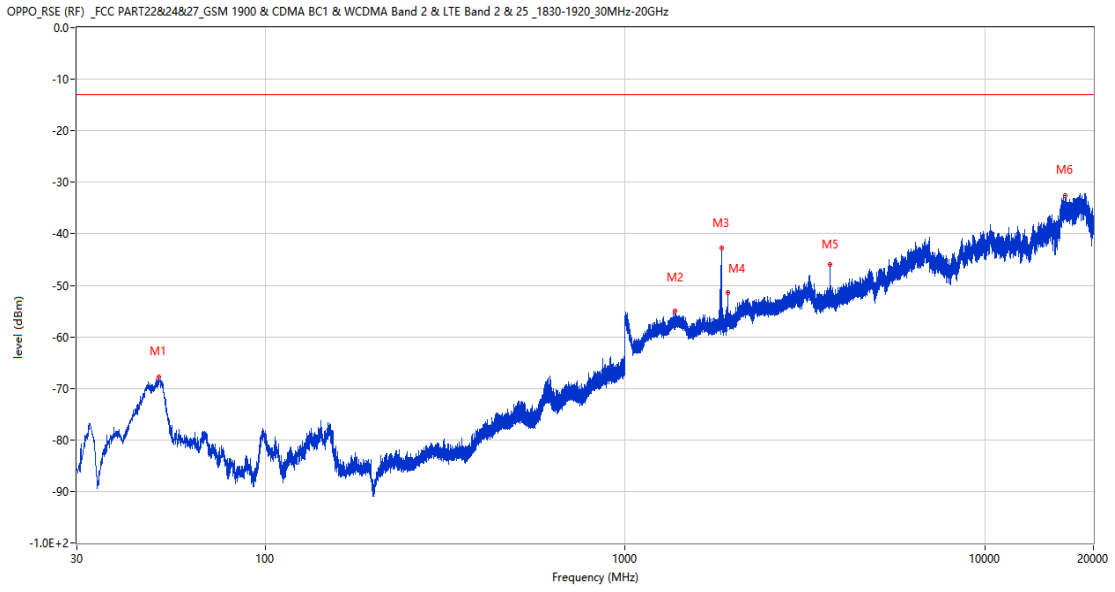
| Frequency (MHz) | Result (dBm) | Factor (dB) | PK Limit (dBm) | Over Limit (dB) | Table (o) | ANT        | EUT        | Verdict |
|-----------------|--------------|-------------|----------------|-----------------|-----------|------------|------------|---------|
| 604.482         | -65.95       | -3.59       | -13.0          | -52.95          | 16.00     | Horizontal | Horizontal | Pass    |
| 1850.400        | -38.25       | -2.88       | -13.0          | -25.25          | 109.00    | Horizontal | Horizontal | N/A     |
| 1930.700        | -48.18       | -2.84       | -13.0          | -35.18          | 140.00    | Horizontal | Horizontal | N/A     |
| 3700.600        | -49.04       | 4.23        | -13.0          | -36.04          | 276.00    | Horizontal | Horizontal | Pass    |
| 6828.200        | -40.27       | 12.70       | -13.0          | -27.27          | 90.00     | Horizontal | Horizontal | Pass    |
| 10305.963       | -37.36       | 19.40       | -13.0          | -24.36          | 74.00     | Horizontal | Horizontal | Pass    |

RSE-H&V GSM 1900 CH512



| Frequency (MHz) | Result (dBm) | Factor (dB) | PK Limit (dBm) | Over Limit (dB) | Table (o) | ANT        | EUT      | Verdict |
|-----------------|--------------|-------------|----------------|-----------------|-----------|------------|----------|---------|
| 139.367         | -68.79       | -16.16      | -13.0          | -55.79          | 287.00    | Horizontal | Vertical | Pass    |
| 1399.000        | -54.97       | -3.34       | -13.0          | -41.97          | 82.00     | Horizontal | Vertical | Pass    |
| 1850.500        | -36.61       | -2.88       | -13.0          | -23.61          | 189.00    | Horizontal | Vertical | N/A     |
| 1930.300        | -48.11       | -2.70       | -13.0          | -35.11          | 140.00    | Horizontal | Vertical | N/A     |
| 3700.200        | -46.45       | 4.21        | -13.0          | -33.45          | 261.00    | Horizontal | Vertical | Pass    |
| 18307.125       | -31.67       | 25.42       | -13.0          | -18.67          | 132.00    | Horizontal | Vertical | Pass    |

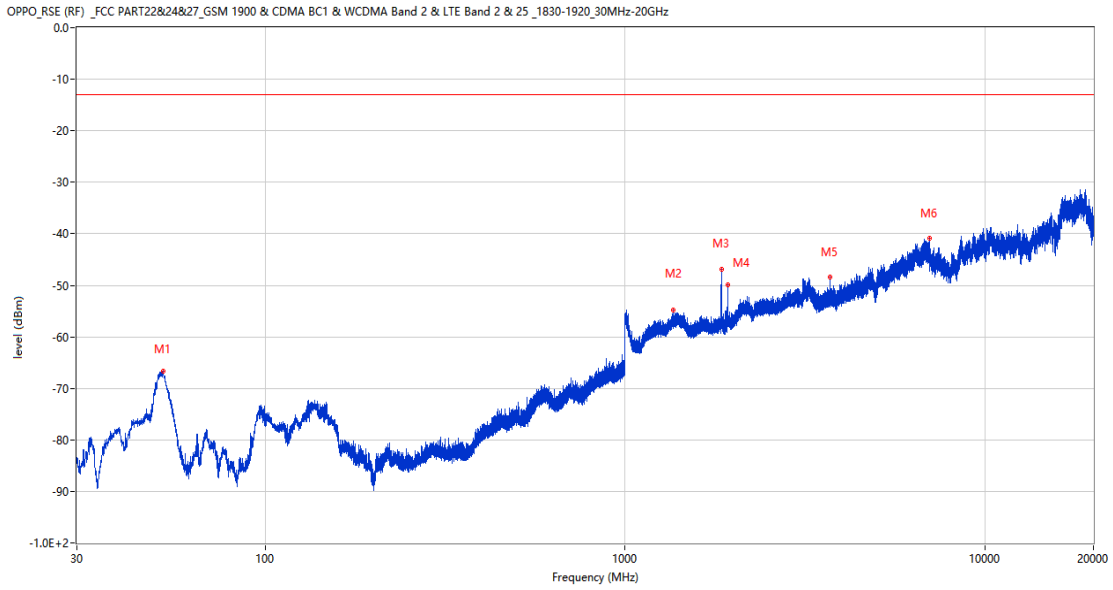
RSE-V&V GSM 1900 CH512



| Frequency (MHz) | Result (dBm) | Factor (dB) | PK Limit (dBm) | Over Limit (dB) | Table (o) | ANT      | EUT      | Verdict |
|-----------------|--------------|-------------|----------------|-----------------|-----------|----------|----------|---------|
| 50.612          | -67.75       | -15.12      | -13.0          | -54.75          | 96.00     | Vertical | Vertical | Pass    |
| 1379.600        | -54.94       | -3.44       | -13.0          | -41.94          | 360.00    | Vertical | Vertical | Pass    |
| 1850.600        | -42.79       | -2.88       | -13.0          | -29.79          | 264.00    | Vertical | Vertical | N/A     |
| 1930.700        | -51.45       | -2.84       | -13.0          | -38.45          | 156.00    | Vertical | Vertical | N/A     |
| 3700.400        | -45.98       | 4.22        | -13.0          | -32.98          | 248.00    | Vertical | Vertical | Pass    |
| 16699.437       | -32.51       | 26.20       | -13.0          | -19.51          | 321.00    | Vertical | Vertical | Pass    |



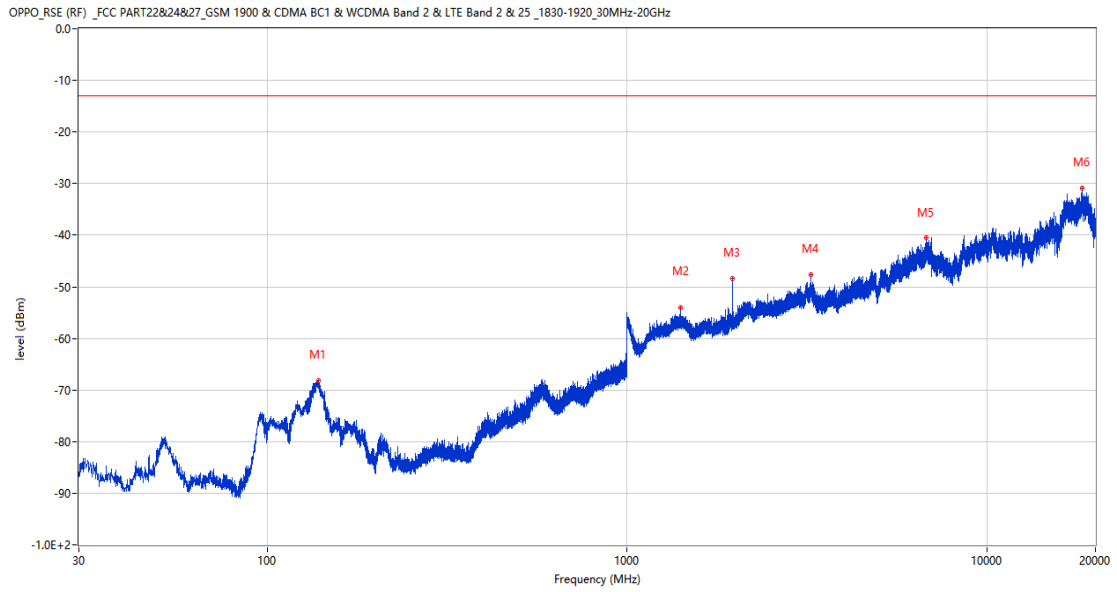
RSE-V&H GSM 1900 CH512



| Frequency (MHz) | Result (dBm) | Factor (dB) | PK Limit (dBm) | Over Limit (dB) | Table (o) | ANT      | EUT        | Verdict |
|-----------------|--------------|-------------|----------------|-----------------|-----------|----------|------------|---------|
| 52.019          | -66.67       | -14.96      | -13.0          | -53.67          | 101.00    | Vertical | Horizontal | Pass    |
| 1363.400        | -54.77       | -3.75       | -13.0          | -41.77          | 100.00    | Vertical | Horizontal | Pass    |
| 1850.600        | -46.84       | -2.88       | -13.0          | -33.84          | 253.00    | Vertical | Horizontal | N/A     |
| 1930.300        | -49.99       | -2.70       | -13.0          | -36.99          | 22.00     | Vertical | Horizontal | N/A     |
| 3700.800        | -48.47       | 4.23        | -13.0          | -35.47          | 337.00    | Vertical | Horizontal | Pass    |
| 6993.600        | -40.94       | 13.91       | -13.0          | -27.94          | 244.00    | Vertical | Horizontal | Pass    |

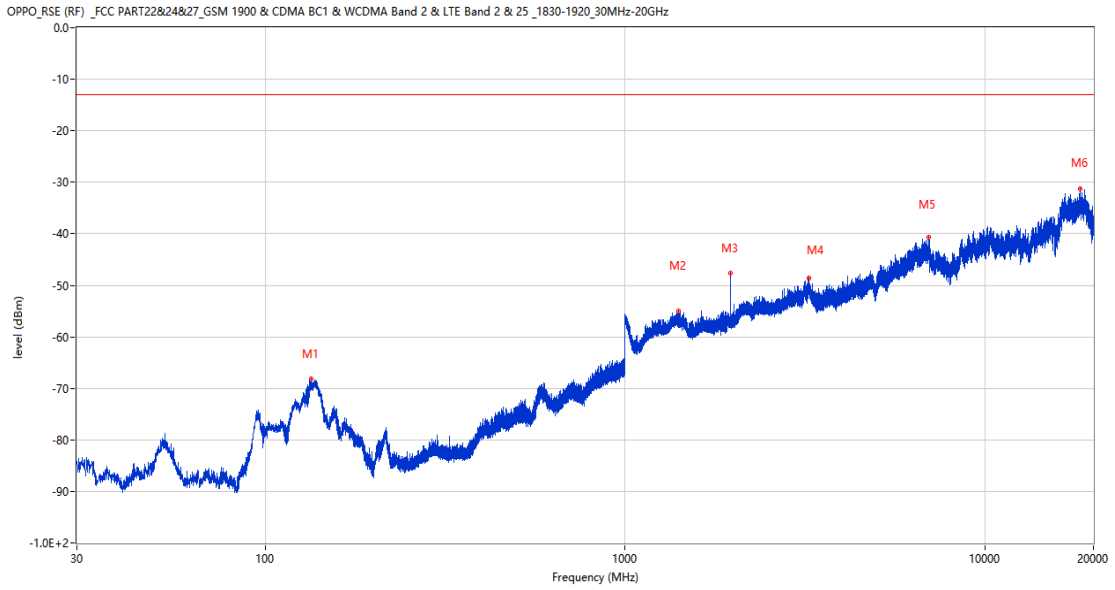
## 2.2 GSM 1900 Middle Channel

RSE-H&H GSM 1900 CH661



| Frequency (MHz) | Result (dBm) | Factor (dB) | PK Limit (dBm) | Over Limit (dB) | Table (o) | ANT        | EUT        | Verdict |
|-----------------|--------------|-------------|----------------|-----------------|-----------|------------|------------|---------|
| 138.543         | -68.12       | -16.27      | -13.0          | -55.12          | 270.00    | Horizontal | Horizontal | Pass    |
| 1404.200        | -54.03       | -3.49       | -13.0          | -41.03          | 92.00     | Horizontal | Horizontal | Pass    |
| 1960.300        | -48.40       | -3.60       | -13.0          | -35.40          | 132.00    | Horizontal | Horizontal | N/A     |
| 3232.800        | -47.74       | 6.80        | -13.0          | -34.74          | 49.00     | Horizontal | Horizontal | Pass    |
| 6782.000        | -40.48       | 12.71       | -13.0          | -27.48          | 61.00     | Horizontal | Horizontal | Pass    |
| 18371.650       | -30.87       | 25.38       | -13.0          | -17.87          | 214.00    | Horizontal | Horizontal | Pass    |

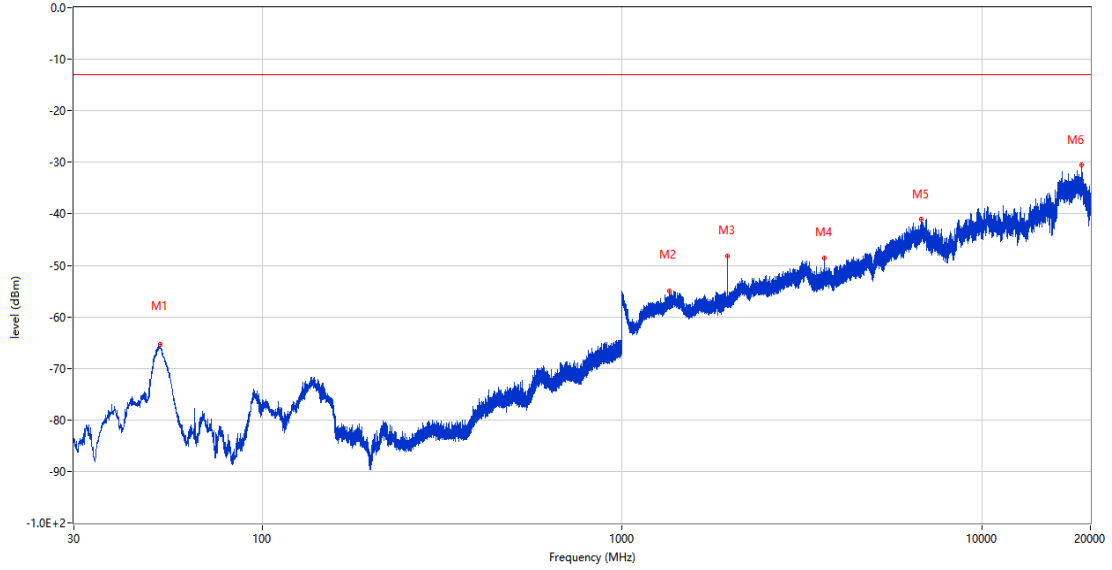
RSE-H&V GSM 1900 CH661



| Frequency (MHz) | Result (dBm) | Factor (dB) | PK Limit (dBm) | Over Limit (dB) | Table (o) | ANT        | EUT      | Verdict |
|-----------------|--------------|-------------|----------------|-----------------|-----------|------------|----------|---------|
| 134.130         | -68.13       | -16.92      | -13.0          | -55.13          | 262.00    | Horizontal | Vertical | Pass    |
| 1410.300        | -55.06       | -3.46       | -13.0          | -42.06          | 308.00    | Horizontal | Vertical | Pass    |
| 1960.100        | -47.66       | -3.59       | -13.0          | -34.66          | 137.00    | Horizontal | Vertical | N/A     |
| 3241.000        | -48.52       | 6.39        | -13.0          | -35.52          | 291.00    | Horizontal | Vertical | Pass    |
| 6991.200        | -40.69       | 13.91       | -13.0          | -27.69          | 137.00    | Horizontal | Vertical | Pass    |
| 18374.187       | -31.34       | 25.38       | -13.0          | -18.34          | 246.00    | Horizontal | Vertical | Pass    |

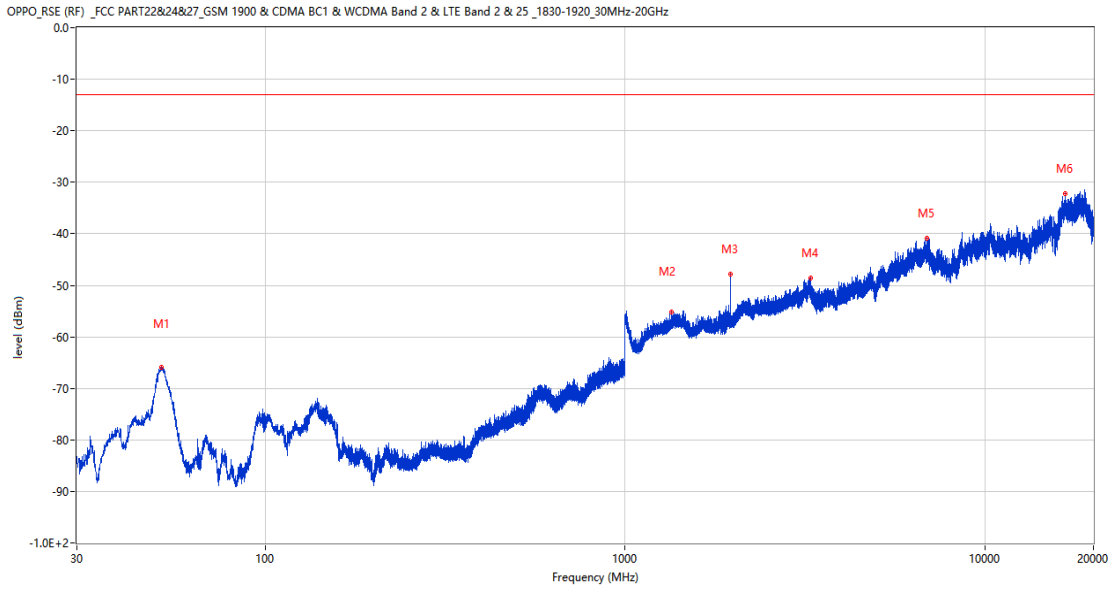
RSE-V&V GSM 1900 CH661

OPPO\_RSE (RF) \_FCC PART22&24&27\_GSM 1900 & CDMA BC1 & WCDMA Band 2 & LTE Band 2 & 25\_1830-1920\_30MHz-20GHz



| Frequency (MHz) | Result (dBm) | Factor (dB) | PK Limit (dBm) | Over Limit (dB) | Table (o) | ANT      | EUT      | Verdict |
|-----------------|--------------|-------------|----------------|-----------------|-----------|----------|----------|---------|
| 52.019          | -65.31       | -14.96      | -13.0          | -52.31          | 100.00    | Vertical | Vertical | Pass    |
| 1355.400        | -55.07       | -3.79       | -13.0          | -42.07          | 360.00    | Vertical | Vertical | Pass    |
| 1960.300        | -48.18       | -3.60       | -13.0          | -35.18          | 6.00      | Vertical | Vertical | N/A     |
| 3643.800        | -48.56       | 5.33        | -13.0          | -35.56          | 140.00    | Vertical | Vertical | Pass    |
| 6792.600        | -41.06       | 12.93       | -13.0          | -28.06          | 60.00     | Vertical | Vertical | Pass    |
| 18919.750       | -30.44       | 25.08       | -13.0          | -17.44          | 353.00    | Vertical | Vertical | Pass    |

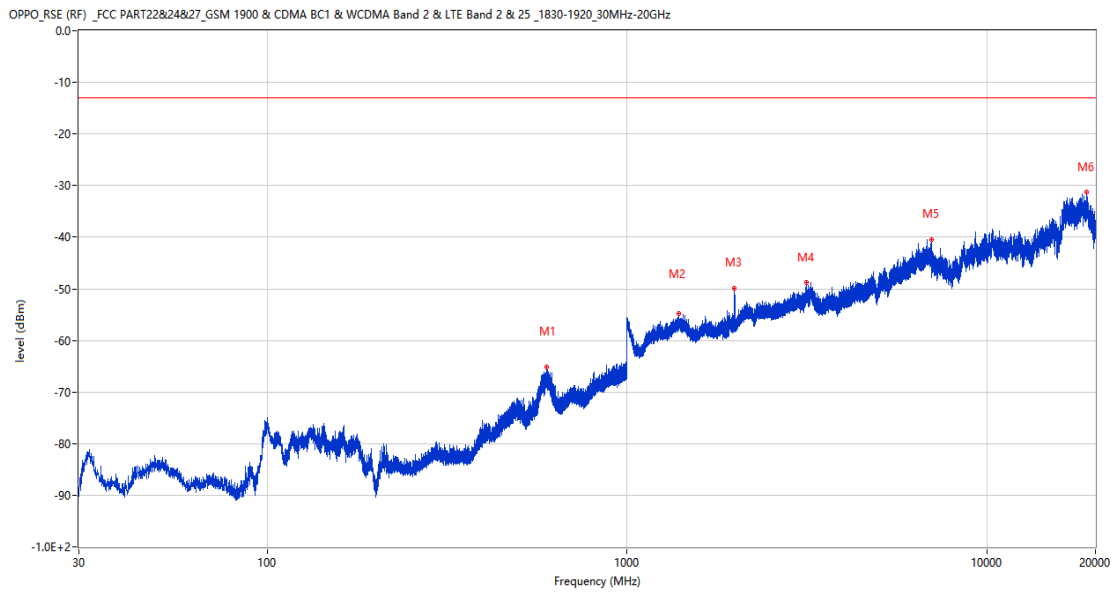
RSE-V&H GSM 1900 CH661



| Frequency (MHz) | Result (dBm) | Factor (dB) | PK Limit (dBm) | Over Limit (dB) | Table (o) | ANT      | EUT        | Verdict |
|-----------------|--------------|-------------|----------------|-----------------|-----------|----------|------------|---------|
| 51.534          | -65.99       | -14.99      | -13.0          | -52.99          | 65.00     | Vertical | Horizontal | Pass    |
| 1342.200        | -55.27       | -4.05       | -13.0          | -42.27          | 264.00    | Vertical | Horizontal | Pass    |
| 1959.900        | -47.84       | -3.59       | -13.0          | -34.84          | 21.00     | Vertical | Horizontal | N/A     |
| 3282.600        | -48.65       | 5.00        | -13.0          | -35.65          | 186.00    | Vertical | Horizontal | Pass    |
| 6899.600        | -40.91       | 12.17       | -13.0          | -27.91          | 4.00      | Vertical | Horizontal | Pass    |
| 16689.287       | -32.11       | 26.32       | -13.0          | -19.11          | 187.00    | Vertical | Horizontal | Pass    |

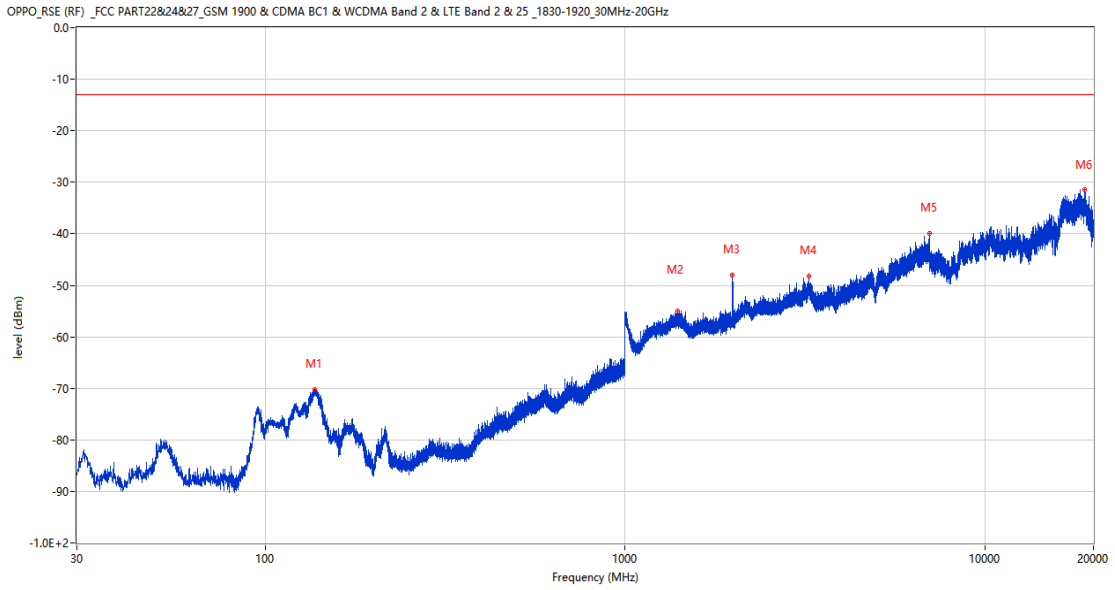
## 2.3 GSM 1900 High Channel

RSE-H&H GSM 1900 CH810



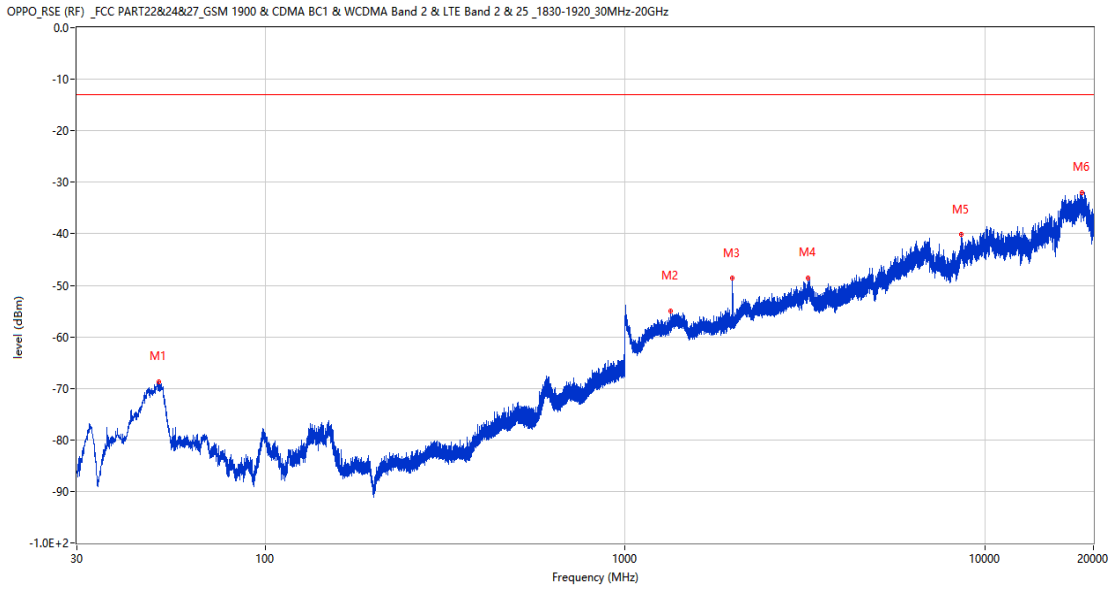
| Frequency (MHz) | Result (dBm) | Factor (dB) | PK Limit (dBm) | Over Limit (dB) | Table (o) | ANT        | EUT        | Verdict |
|-----------------|--------------|-------------|----------------|-----------------|-----------|------------|------------|---------|
| 599.148         | -65.21       | -3.78       | -13.0          | -52.21          | 33.00     | Horizontal | Horizontal | Pass    |
| 1393.200        | -54.76       | -3.19       | -13.0          | -41.76          | 222.00    | Horizontal | Horizontal | Pass    |
| 1990.100        | -49.87       | -3.64       | -13.0          | -36.87          | 135.00    | Horizontal | Horizontal | N/A     |
| 3153.800        | -48.86       | 5.76        | -13.0          | -35.86          | 339.00    | Horizontal | Horizontal | Pass    |
| 6994.600        | -40.50       | 13.85       | -13.0          | -27.50          | 259.00    | Horizontal | Horizontal | Pass    |
| 18925.187       | -31.20       | 25.08       | -13.0          | -18.20          | 0.00      | Horizontal | Horizontal | Pass    |

RSE-H&V GSM 1900 CH810



| Frequency (MHz) | Result (dBm) | Factor (dB) | PK Limit (dBm) | Over Limit (dB) | Table (o) | ANT        | EUT      | Verdict |
|-----------------|--------------|-------------|----------------|-----------------|-----------|------------|----------|---------|
| 136.991         | -70.18       | -16.45      | -13.0          | -57.18          | 268.00    | Horizontal | Vertical | Pass    |
| 1400.100        | -55.03       | -3.32       | -13.0          | -42.03          | 50.00     | Horizontal | Vertical | Pass    |
| 1990.000        | -48.09       | -3.64       | -13.0          | -35.09          | 136.00    | Horizontal | Vertical | N/A     |
| 3233.800        | -48.21       | 6.76        | -13.0          | -35.21          | 65.00     | Horizontal | Vertical | Pass    |
| 6995.600        | -39.90       | 13.79       | -13.0          | -26.90          | 69.00     | Horizontal | Vertical | Pass    |
| 18945.489       | -31.52       | 25.07       | -13.0          | -18.52          | 352.00    | Horizontal | Vertical | Pass    |

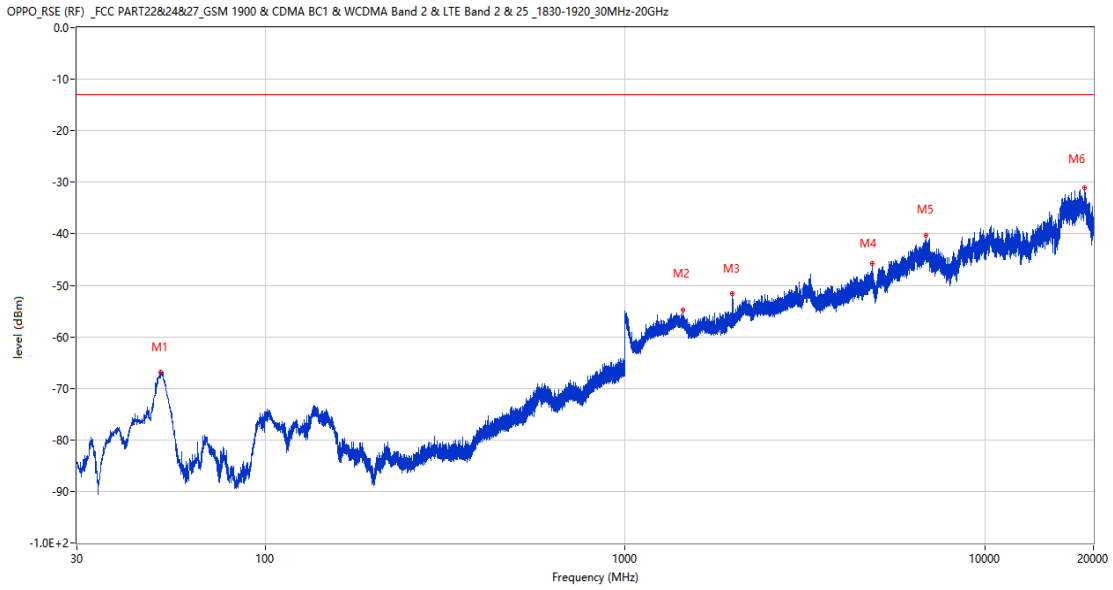
RSE-V&V GSM 1900 CH810



| Frequency (MHz) | Result (dBm) | Factor (dB) | PK Limit (dBm) | Over Limit (dB) | Table (o) | ANT      | EUT      | Verdict |
|-----------------|--------------|-------------|----------------|-----------------|-----------|----------|----------|---------|
| 50.806          | -68.73       | -15.09      | -13.0          | -55.73          | 39.00     | Vertical | Vertical | Pass    |
| 1341.300        | -55.06       | -4.09       | -13.0          | -42.06          | 294.00    | Vertical | Vertical | Pass    |
| 1990.000        | -48.64       | -3.64       | -13.0          | -35.64          | 150.00    | Vertical | Vertical | N/A     |
| 3227.200        | -48.54       | 6.55        | -13.0          | -35.54          | 166.00    | Vertical | Vertical | Pass    |
| 8601.950        | -40.18       | 15.01       | -13.0          | -27.18          | 239.00    | Vertical | Vertical | Pass    |
| 18554.712       | -32.04       | 25.28       | -13.0          | -19.04          | 97.00     | Vertical | Vertical | Pass    |



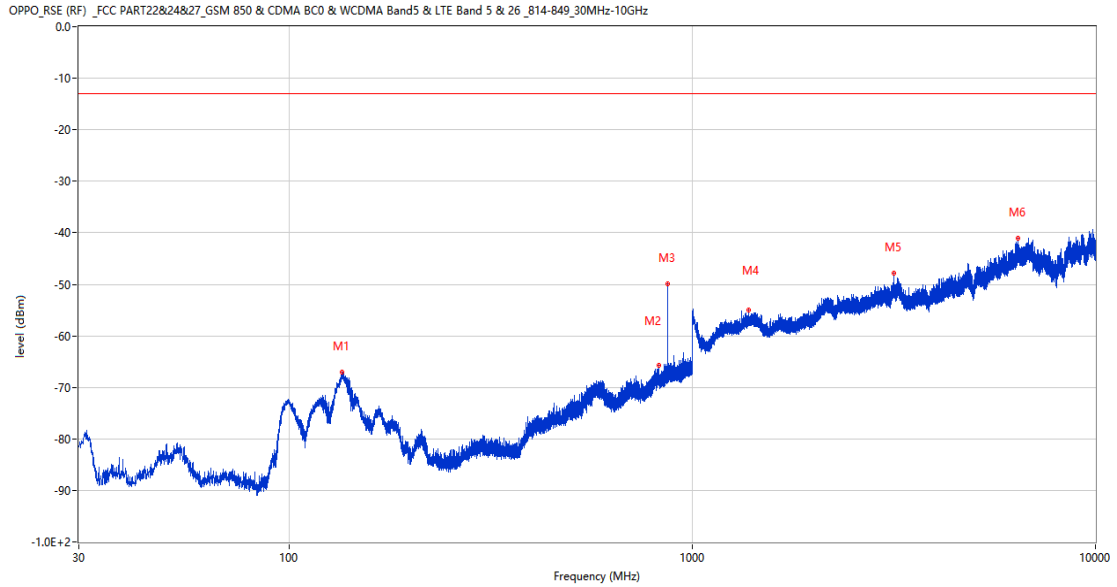
RSE-V&H GSM 1900 CH810



| Frequency (MHz) | Result (dBm) | Factor (dB) | PK Limit (dBm) | Over Limit (dB) | Table (o) | ANT      | EUT        | Verdict |
|-----------------|--------------|-------------|----------------|-----------------|-----------|----------|------------|---------|
| 51.291          | -66.90       | -15.01      | -13.0          | -53.90          | 94.00     | Vertical | Horizontal | Pass    |
| 1445.500        | -54.72       | -3.64       | -13.0          | -41.72          | 346.00    | Vertical | Horizontal | Pass    |
| 1990.000        | -51.62       | -3.64       | -13.0          | -38.62          | 159.00    | Vertical | Horizontal | N/A     |
| 4873.000        | -45.79       | 6.46        | -13.0          | -32.79          | 124.00    | Vertical | Horizontal | Pass    |
| 6841.400        | -40.38       | 12.36       | -13.0          | -27.38          | 33.00     | Vertical | Horizontal | Pass    |
| 18937.512       | -31.11       | 25.07       | -13.0          | -18.11          | 286.00    | Vertical | Horizontal | Pass    |

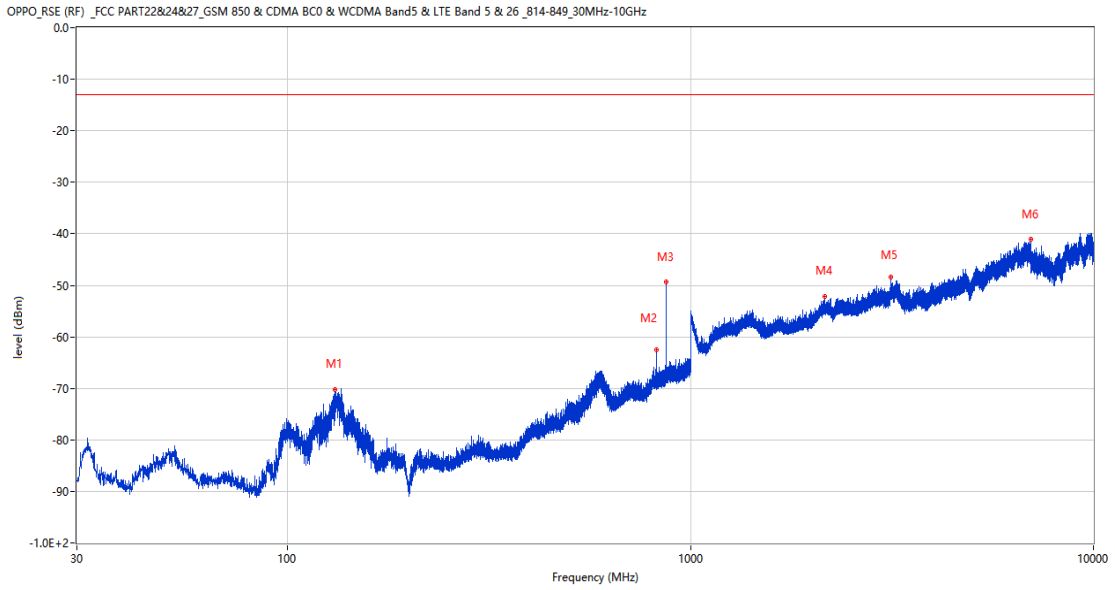
EGPRS  
 3 EGPRS 850  
 3.1 EGPRS 850 Low Channel

RSE-H&H EGPRS 850 CH128



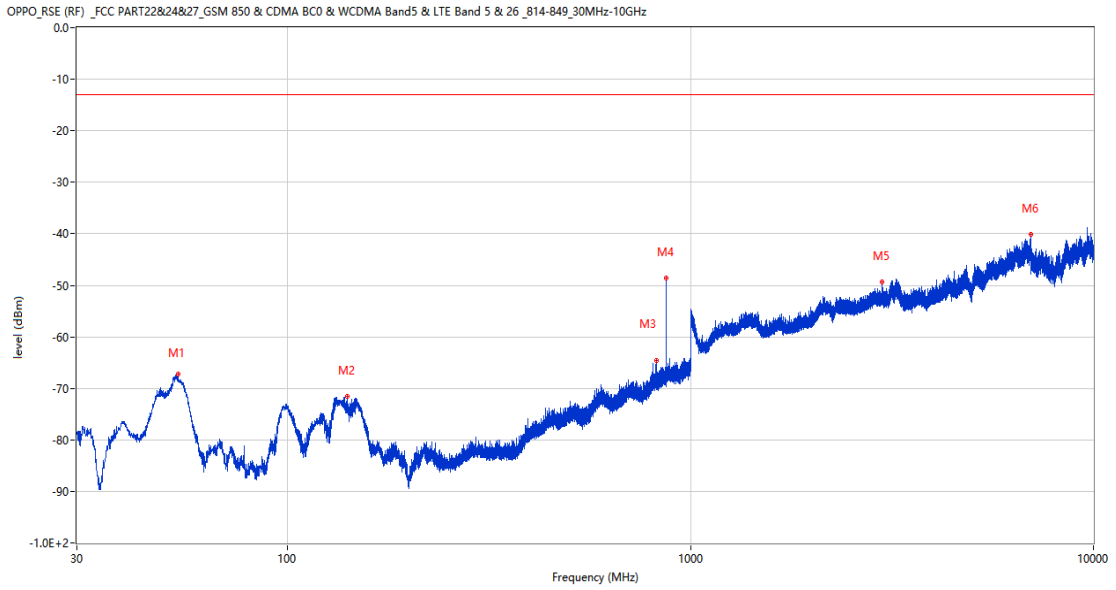
| Frequency (MHz) | Result (dBm) | Factor (dB) | PK Limit (dBm) | Over Limit (dB) | Table (o) | ANT        | EUT        | Verdict |
|-----------------|--------------|-------------|----------------|-----------------|-----------|------------|------------|---------|
| 135.100         | -66.95       | -16.71      | -13.0          | -53.95          | 270.00    | Horizontal | Horizontal | Pass    |
| 825.982         | -65.79       | 2.04        | -13.0          | -52.79          | 309.00    | Horizontal | Horizontal | N/A     |
| 869.196         | -49.88       | 2.21        | -13.0          | -36.88          | 50.00     | Horizontal | Horizontal | N/A     |
| 1377.200        | -55.01       | -3.52       | -13.0          | -42.01          | 0.00      | Horizontal | Horizontal | Pass    |
| 3165.000        | -47.87       | 6.21        | -13.0          | -34.87          | 51.00     | Horizontal | Horizontal | Pass    |
| 6420.400        | -41.04       | 11.66       | -13.0          | -28.04          | 77.00     | Horizontal | Horizontal | Pass    |

RSE-H&V EGPRS 850 CH128



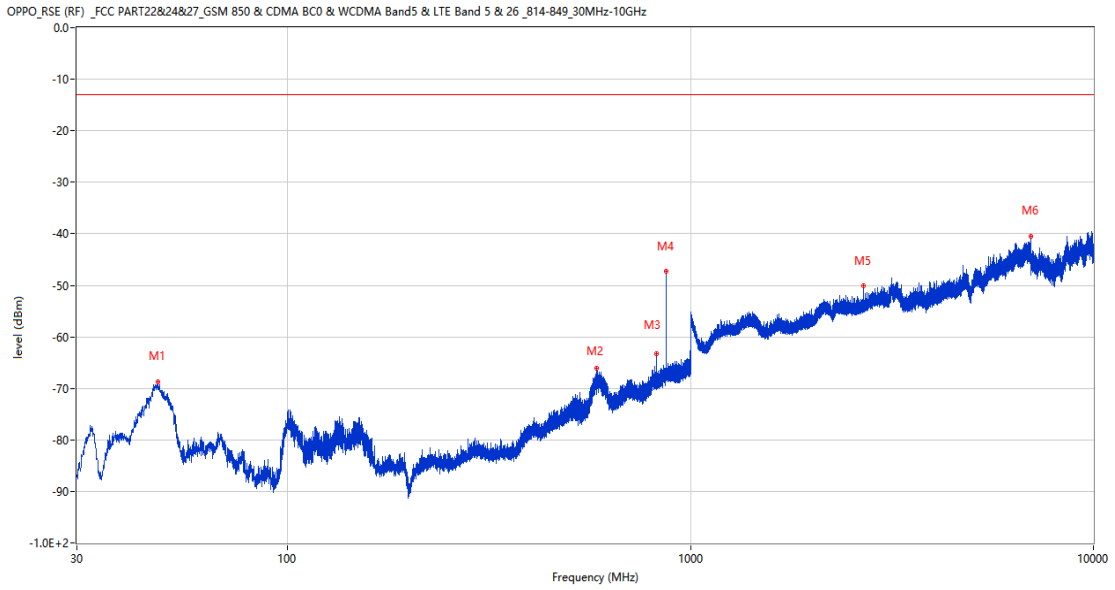
| Frequency (MHz) | Result (dBm) | Factor (dB) | PK Limit (dBm) | Over Limit (dB) | Table (o) | ANT        | EUT      | Verdict |
|-----------------|--------------|-------------|----------------|-----------------|-----------|------------|----------|---------|
| 131.316         | -70.24       | -17.54      | -13.0          | -57.24          | 161.00    | Horizontal | Vertical | Pass    |
| 824.188         | -62.55       | 2.01        | -13.0          | -49.55          | 285.00    | Horizontal | Vertical | N/A     |
| 869.147         | -49.35       | 2.21        | -13.0          | -36.35          | 54.00     | Horizontal | Vertical | N/A     |
| 2149.700        | -52.23       | -0.44       | -13.0          | -39.23          | 328.00    | Horizontal | Vertical | Pass    |
| 3149.400        | -48.38       | 5.57        | -13.0          | -35.38          | 64.00     | Horizontal | Vertical | Pass    |
| 6983.600        | -41.11       | 13.57       | -13.0          | -28.11          | 311.00    | Horizontal | Vertical | Pass    |

RSE-V&V EGPRS 850 CH128



| Frequency (MHz) | Result (dBm) | Factor (dB) | PK Limit (dBm) | Over Limit (dB) | Table (o) | ANT      | EUT      | Verdict |
|-----------------|--------------|-------------|----------------|-----------------|-----------|----------|----------|---------|
| 53.523          | -67.26       | -14.88      | -13.0          | -54.26          | 108.00    | Vertical | Vertical | Pass    |
| 140.628         | -71.64       | -15.98      | -13.0          | -58.64          | 0.00      | Vertical | Vertical | Pass    |
| 824.188         | -64.61       | 2.01        | -13.0          | -51.61          | 118.00    | Vertical | Vertical | N/A     |
| 869.244         | -48.56       | -3.38       | -13.0          | -35.56          | 42.00     | Vertical | Vertical | N/A     |
| 2982.200        | -49.31       | 2.63        | -13.0          | -36.31          | 152.00    | Vertical | Vertical | Pass    |
| 6988.400        | -40.09       | 13.70       | -13.0          | -27.09          | 88.00     | Vertical | Vertical | Pass    |

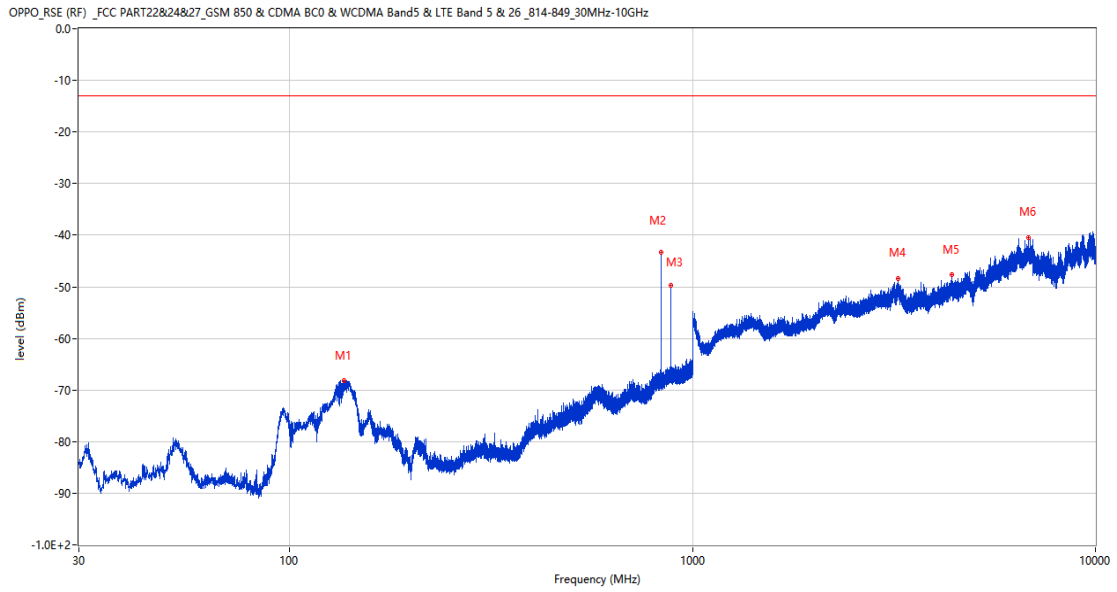
RSE-V&H EGPRS 850 CH128



| Frequency (MHz) | Result (dBm) | Factor (dB) | PK Limit (dBm) | Over Limit (dB) | Table (o) | ANT      | EUT        | Verdict |
|-----------------|--------------|-------------|----------------|-----------------|-----------|----------|------------|---------|
| 47.703          | -68.82       | -16.19      | -13.0          | -55.82          | 94.00     | Vertical | Horizontal | Pass    |
| 585.810         | -66.19       | -4.93       | -13.0          | -53.19          | 124.00    | Vertical | Horizontal | Pass    |
| 824.188         | -63.31       | 2.01        | -13.0          | -50.31          | 241.00    | Vertical | Horizontal | N/A     |
| 869.147         | -47.25       | 2.21        | -13.0          | -34.25          | 44.00     | Vertical | Horizontal | N/A     |
| 2687.700        | -50.15       | 1.28        | -13.0          | -37.15          | 135.00    | Vertical | Horizontal | Pass    |
| 6989.200        | -40.40       | 13.75       | -13.0          | -27.40          | 285.00    | Vertical | Horizontal | Pass    |

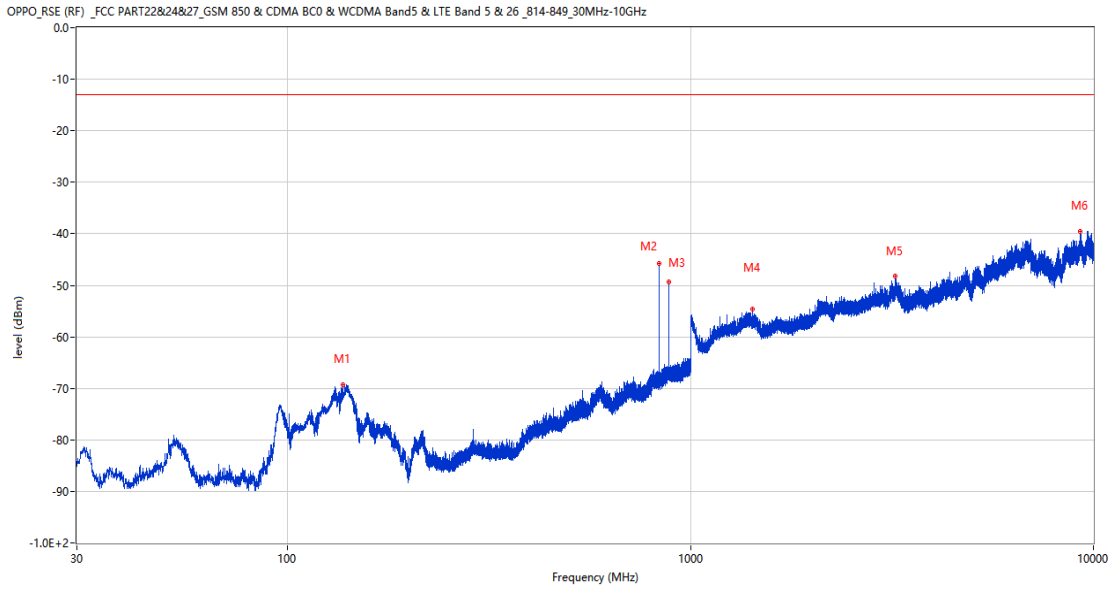
### 3.2 EGPRS 850 Middle Channel

RSE-H&H EGPRS 850 CH190



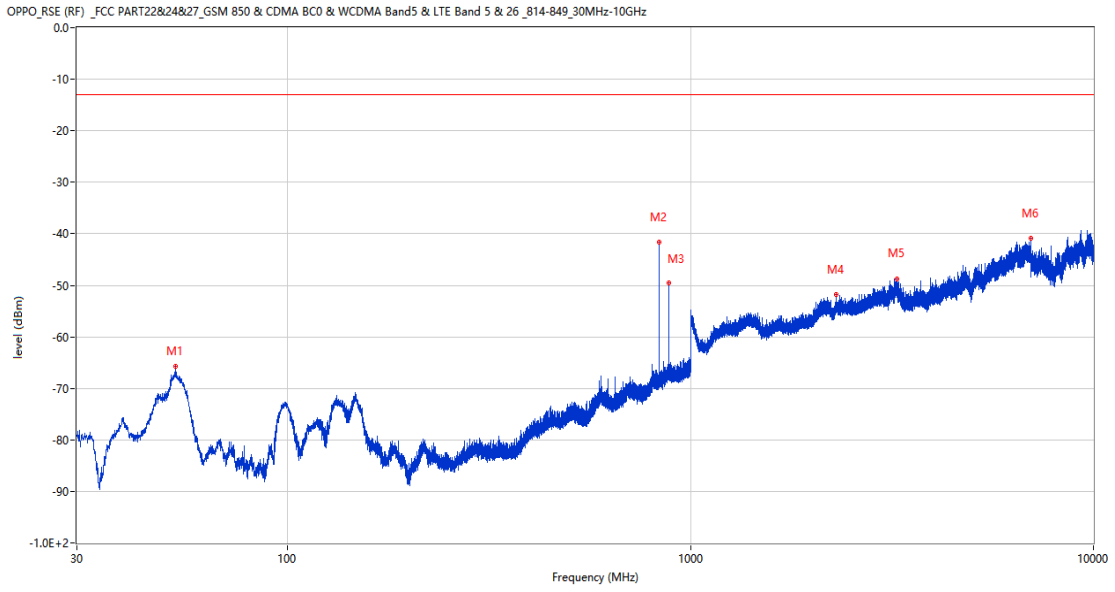
| Frequency (MHz) | Result (dBm) | Factor (dB) | PK Limit (dBm) | Over Limit (dB) | Table (o) | ANT        | EUT        | Verdict |
|-----------------|--------------|-------------|----------------|-----------------|-----------|------------|------------|---------|
| 136.700         | -68.22       | -16.54      | -13.0          | -55.22          | 282.00    | Horizontal | Horizontal | Pass    |
| 836.604         | -43.29       | 2.18        | -13.0          | -30.29          | 273.00    | Horizontal | Horizontal | N/A     |
| 881.563         | -49.70       | 2.73        | -13.0          | -36.70          | 148.00    | Horizontal | Horizontal | N/A     |
| 3237.400        | -48.46       | 6.49        | -13.0          | -35.46          | 73.00     | Horizontal | Horizontal | Pass    |
| 4404.200        | -47.72       | 6.04        | -13.0          | -34.72          | 330.00    | Horizontal | Horizontal | Pass    |
| 6807.600        | -40.56       | 13.08       | -13.0          | -27.56          | 154.00    | Horizontal | Horizontal | Pass    |

RSE-H&V EGPRS 850 CH190



| Frequency (MHz) | Result (dBm) | Factor (dB) | PK Limit (dBm) | Over Limit (dB) | Table (o) | ANT        | EUT      | Verdict |
|-----------------|--------------|-------------|----------------|-----------------|-----------|------------|----------|---------|
| 136.991         | -69.39       | -16.47      | -13.0          | -56.39          | 265.00    | Horizontal | Vertical | Pass    |
| 836.604         | -45.83       | 2.18        | -13.0          | -32.83          | 298.00    | Horizontal | Vertical | N/A     |
| 881.660         | -49.34       | 2.74        | -13.0          | -36.34          | 46.00     | Horizontal | Vertical | N/A     |
| 1423.000        | -54.58       | -3.46       | -13.0          | -41.58          | 23.00     | Horizontal | Vertical | Pass    |
| 3227.200        | -48.17       | 6.55        | -13.0          | -35.17          | 360.00    | Horizontal | Vertical | Pass    |
| 9289.600        | -39.55       | 16.82       | -13.0          | -26.55          | 170.00    | Horizontal | Vertical | Pass    |

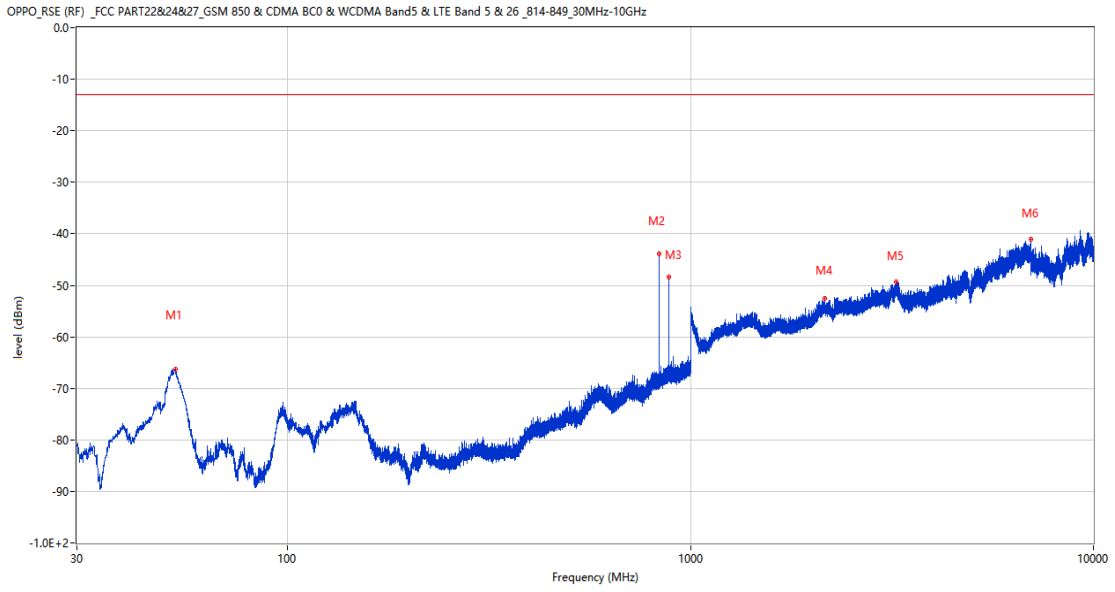
RSE-V&V EGPRS 850 CH190



| Frequency (MHz) | Result (dBm) | Factor (dB) | PK Limit (dBm) | Over Limit (dB) | Table (o) | ANT      | EUT      | Verdict |
|-----------------|--------------|-------------|----------------|-----------------|-----------|----------|----------|---------|
| 52.746          | -65.79       | -14.95      | -13.0          | -52.79          | 104.00    | Vertical | Vertical | Pass    |
| 836.555         | -41.54       | 2.18        | -13.0          | -28.54          | 184.00    | Vertical | Vertical | N/A     |
| 881.563         | -49.46       | 2.73        | -13.0          | -36.46          | 47.00     | Vertical | Vertical | N/A     |
| 2299.100        | -51.73       | -0.23       | -13.0          | -38.73          | 288.00    | Vertical | Vertical | Pass    |
| 3250.200        | -48.82       | 5.93        | -13.0          | -35.82          | 358.00    | Vertical | Vertical | Pass    |
| 6995.200        | -40.94       | 13.81       | -13.0          | -27.94          | 327.00    | Vertical | Vertical | Pass    |



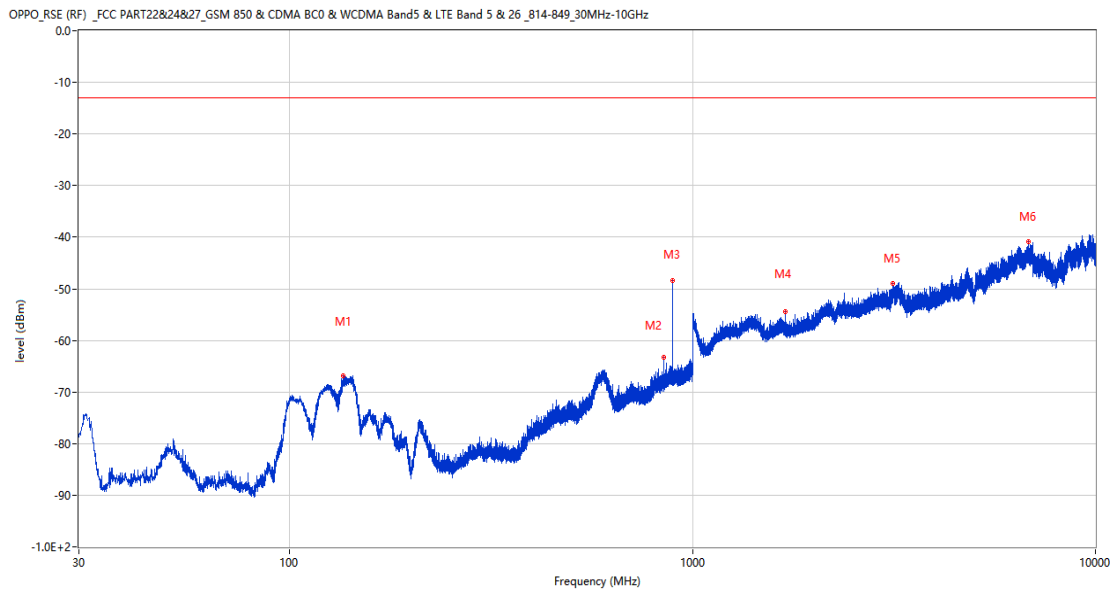
RSE-V&H EGPRS 850 CH190



| Frequency (MHz) | Result (dBm) | Factor (dB) | PK Limit (dBm) | Over Limit (dB) | Table (o) | ANT      | EUT        | Verdict |
|-----------------|--------------|-------------|----------------|-----------------|-----------|----------|------------|---------|
| 52.601          | -66.28       | -14.96      | -13.0          | -53.28          | 74.00     | Vertical | Horizontal | Pass    |
| 836.555         | -43.89       | 2.18        | -13.0          | -30.892.21      | 189.00    | Vertical | Horizontal | N/A     |
| 881.612         | -48.32       | 2.73        | -13.0          | -35.32          | 20.00     | Vertical | Horizontal | N/A     |
| 2154.300        | -52.57       | -0.56       | -13.0          | -39.57          | 323.00    | Vertical | Horizontal | Pass    |
| 3231.400        | -49.40       | 6.73        | -13.0          | -36.40          | 294.00    | Vertical | Horizontal | Pass    |
| 6998.000        | -41.04       | 13.96       | -13.0          | -28.04          | 71.00     | Vertical | Horizontal | Pass    |

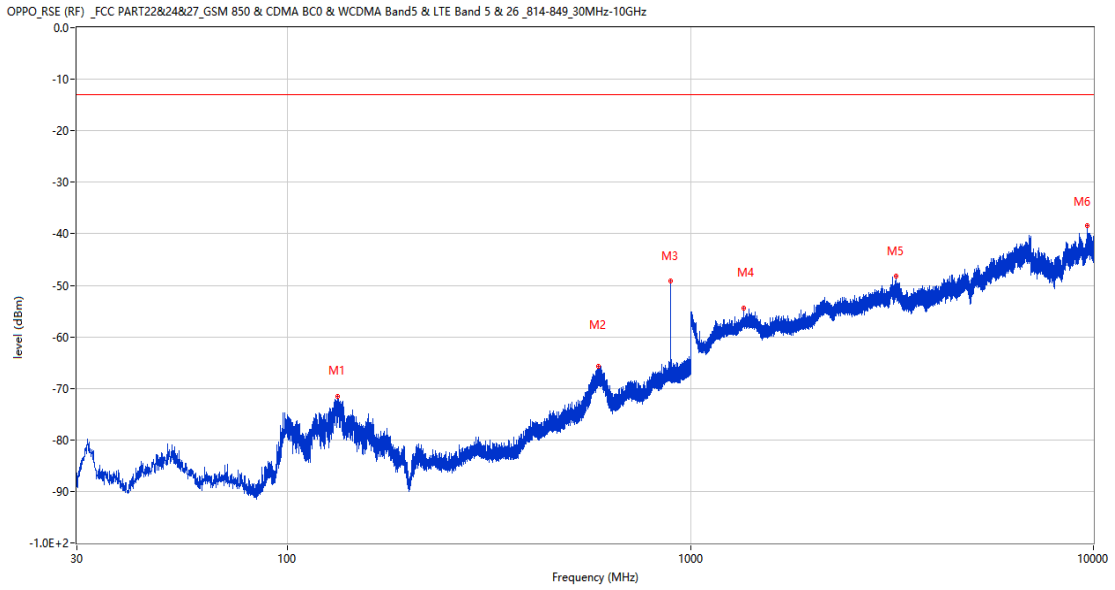
### 3.3 EGPRS 850 High Channel

RSE-H&H EGPRS 850 CH251



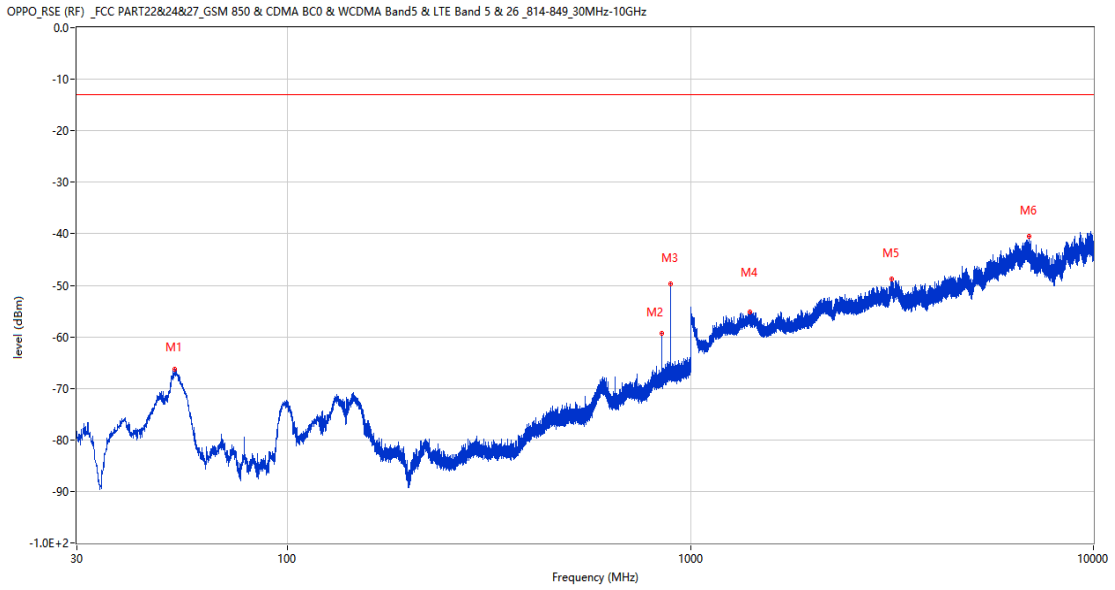
| Frequency (MHz) | Result (dBm) | Factor (dB) | PK Limit (dBm) | Over Limit (dB) | Table (o) | ANT        | EUT        | Verdict |
|-----------------|--------------|-------------|----------------|-----------------|-----------|------------|------------|---------|
| 135.876         | -66.95       | -16.67      | -13.0          | -53.95          | 277.00    | Horizontal | Horizontal | Pass    |
| 848.825         | -63.26       | 2.29        | -13.0          | -50.26          | 42.00     | Horizontal | Horizontal | N/A     |
| 893.833         | -48.44       | 2.48        | -13.0          | -35.44          | 39.00     | Horizontal | Horizontal | N/A     |
| 1697.600        | -54.45       | -4.83       | -13.0          | -41.45          | 297.00    | Horizontal | Horizontal | Pass    |
| 3143.600        | -48.97       | 4.94        | -13.0          | -35.97          | 122.00    | Horizontal | Horizontal | Pass    |
| 6831.400        | -40.92       | 12.67       | -13.0          | -27.92          | 85.00     | Horizontal | Horizontal | Pass    |

RSE-H&V EGPRS 850 CH251



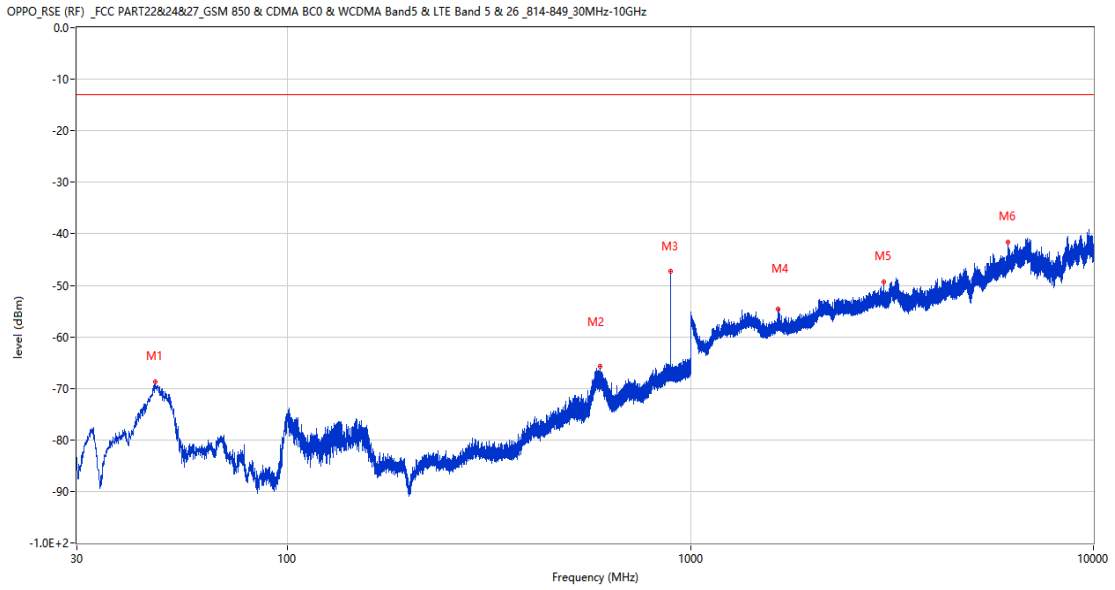
| Frequency (MHz) | Result (dBm) | Factor (dB) | PK Limit (dBm) | Over Limit (dB) | Table (o) | ANT        | EUT      | Verdict |
|-----------------|--------------|-------------|----------------|-----------------|-----------|------------|----------|---------|
| 132.965         | -71.50       | -17.13      | -13.0          | -58.50          | 167.00    | Horizontal | Vertical | Pass    |
| 590.951         | -65.74       | -4.65       | -13.0          | -52.74          | 15.00     | Horizontal | Vertical | Pass    |
| 893.737         | -49.20       | 2.49        | -13.0          | -36.20          | 58.00     | Horizontal | Vertical | N/A     |
| 1357.200        | -54.52       | -3.76       | -13.0          | -41.52          | 30.00     | Horizontal | Vertical | Pass    |
| 3231.000        | -48.26       | 6.69        | -13.0          | -35.26          | 129.00    | Horizontal | Vertical | Pass    |
| 9648.400        | -38.50       | 18.11       | -13.0          | -25.50          | 270.00    | Horizontal | Vertical | Pass    |

RSE-V&V EGPRS 850 CH251



| Frequency (MHz) | Result (dBm) | Factor (dB) | PK Limit (dBm) | Over Limit (dB) | Table (o) | ANT      | EUT      | Verdict |
|-----------------|--------------|-------------|----------------|-----------------|-----------|----------|----------|---------|
| 52.407          | -66.38       | -14.97      | -13.0          | -53.38          | 88.00     | Vertical | Vertical | Pass    |
| 848.825         | -59.40       | 2.29        | -13.0          | -46.40          | 317.00    | Vertical | Vertical | N/A     |
| 893.785         | -49.78       | 2.49        | -13.0          | -36.78          | 51.00     | Vertical | Vertical | N/A     |
| 1405.900        | -55.21       | -3.42       | -13.0          | -42.21          | 13.00     | Vertical | Vertical | Pass    |
| 3152.000        | -48.83       | 5.64        | -13.0          | -35.83          | 199.00    | Vertical | Vertical | Pass    |
| 6925.000        | -40.49       | 12.53       | -13.0          | -27.49          | 146.00    | Vertical | Vertical | Pass    |

RSE-V&H EGPRS 850 CH251

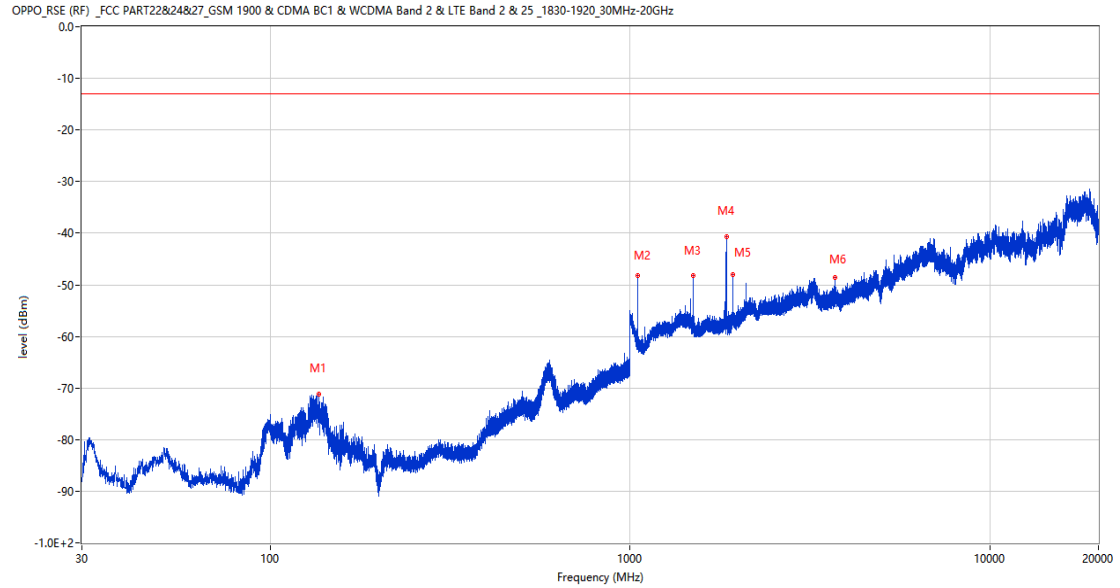


| Frequency (MHz) | Result (dBm) | Factor (dB) | PK Limit (dBm) | Over Limit (dB) | Table (o) | ANT      | EUT        | Verdict |
|-----------------|--------------|-------------|----------------|-----------------|-----------|----------|------------|---------|
| 46.926          | -68.66       | -16.39      | -13.0          | -55.66          | 4.00      | Vertical | Horizontal | Pass    |
| 597.450         | -65.63       | -3.93       | -13.0          | -52.63          | 188.00    | Vertical | Horizontal | Pass    |
| 893.737         | -47.34       | 2.49        | -13.0          | -34.34          | 31.00     | Vertical | Horizontal | N/A     |
| 1653.600        | -54.67       | -4.20       | -13.0          | -41.67          | 179.00    | Vertical | Horizontal | Pass    |
| 3015.400        | -49.37       | 3.50        | -13.0          | -36.37          | 239.00    | Vertical | Horizontal | Pass    |
| 6129.400        | -41.53       | 10.67       | -13.0          | -28.53          | 53.00     | Vertical | Horizontal | Pass    |

## 4 EGPRS 1900

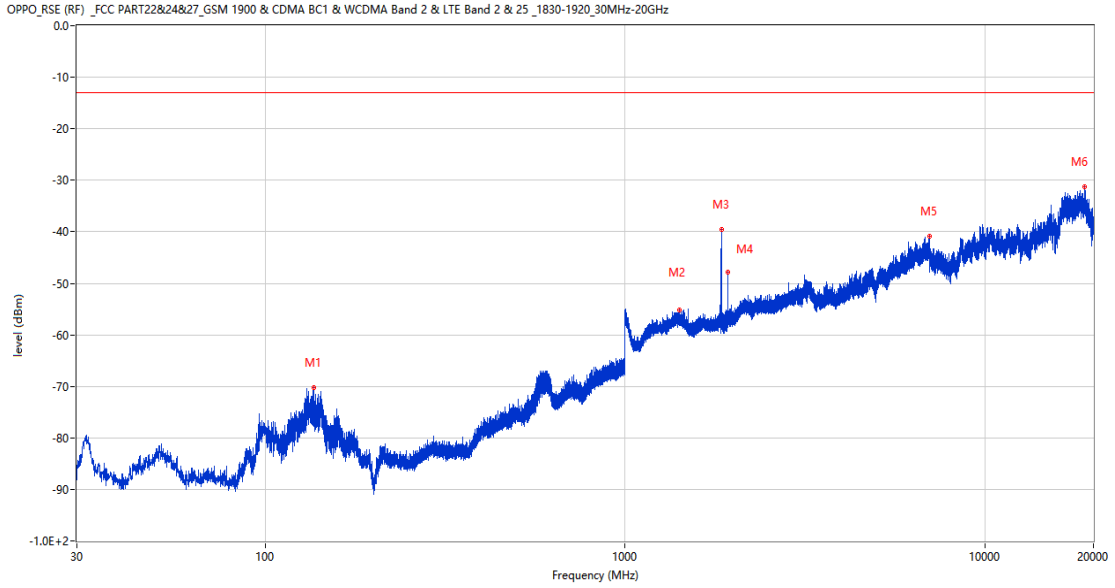
### 4.1 EGPRS 1900 Low Channel

#### RSE-H&H EGPRS 1900 CH512



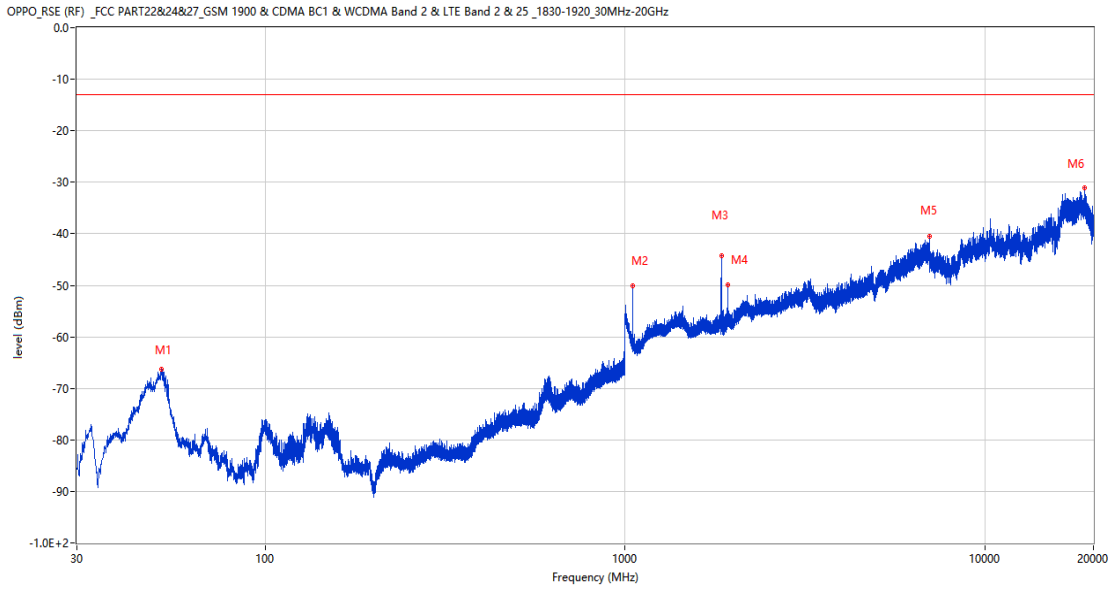
| Frequency (MHz) | Result (dBm) | Factor (dB) | PK Limit (dBm) | Over Limit (dB) | Table (o) | ANT        | EUT        | Verdict |
|-----------------|--------------|-------------|----------------|-----------------|-----------|------------|------------|---------|
| 136.361         | -71.20       | -16.52      | -13.0          | -58.20          | 287.00    | Horizontal | Horizontal | Pass    |
| 1050.100        | -48.24       | -7.80       | -13.0          | -35.24          | 66.00     | Horizontal | Horizontal | Pass    |
| 1499.700        | -48.25       | -5.74       | -13.0          | -35.25          | 309.00    | Horizontal | Horizontal | Pass    |
| 1850.400        | -40.65       | -2.88       | -13.0          | -27.65          | 284.00    | Horizontal | Horizontal | N/A     |
| 1930.400        | -48.10       | -2.74       | -13.0          | -35.10          | 166.00    | Horizontal | Horizontal | N/A     |
| 3700.800        | -48.67       | 4.23        | -13.0          | -35.67          | 299.00    | Horizontal | Horizontal | Pass    |

RSE-H&V EGPRS 1900 CH512



| Frequency (MHz) | Result (dBm) | Factor (dB) | PK Limit (dBm) | Over Limit (dB) | Table (o) | ANT        | EUT      | Verdict |
|-----------------|--------------|-------------|----------------|-----------------|-----------|------------|----------|---------|
| 136.652         | -70.33       | -16.49      | -13.0          | -57.33          | 293.00    | Horizontal | Vertical | Pass    |
| 1413.200        | -55.24       | -3.53       | -13.0          | -42.24          | 310.00    | Horizontal | Vertical | Pass    |
| 1850.400        | -39.61       | -2.88       | -13.0          | -26.61          | 201.00    | Horizontal | Vertical | N/A     |
| 1930.400        | -47.93       | -2.74       | -13.0          | -34.93          | 162.00    | Horizontal | Vertical | N/A     |
| 6997.400        | -40.91       | 13.94       | -13.0          | -27.91          | 49.00     | Horizontal | Vertical | Pass    |
| 18928.450       | -31.33       | 25.08       | -13.0          | -18.33          | 290.00    | Horizontal | Vertical | Pass    |

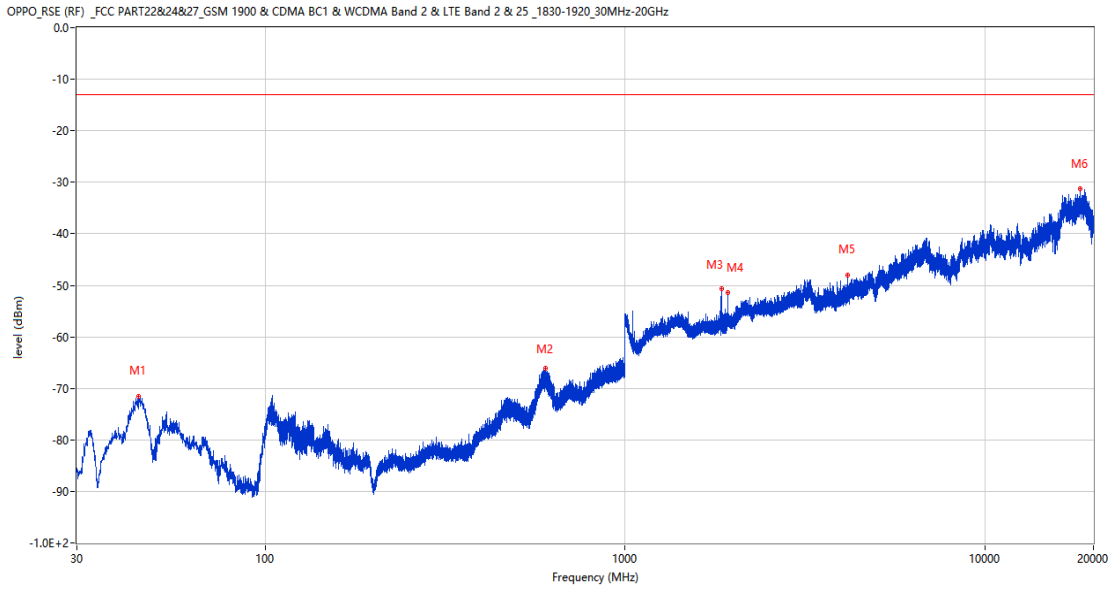
RSE-V&V EGPRS 1900 CH512



| Frequency (MHz) | Result (dBm) | Factor (dB) | PK Limit (dBm) | Over Limit (dB) | Table (o) | ANT      | EUT      | Verdict |
|-----------------|--------------|-------------|----------------|-----------------|-----------|----------|----------|---------|
| 51.631          | -66.33       | -14.99      | -13.0          | -53.33          | 144.00    | Vertical | Vertical | Pass    |
| 1049.600        | -50.12       | -7.77       | -13.0          | -37.12          | 278.00    | Vertical | Vertical | Pass    |
| 1850.500        | -44.29       | -2.88       | -13.0          | -31.29          | 308.00    | Vertical | Vertical | N/A     |
| 1930.500        | -49.83       | -2.77       | -13.0          | -36.83          | 156.00    | Vertical | Vertical | N/A     |
| 6994.200        | -40.41       | 13.88       | -13.0          | -27.41          | 61.00     | Vertical | Vertical | Pass    |
| 18936.787       | -31.13       | 25.07       | -13.0          | -18.13          | 299.00    | Vertical | Vertical | Pass    |



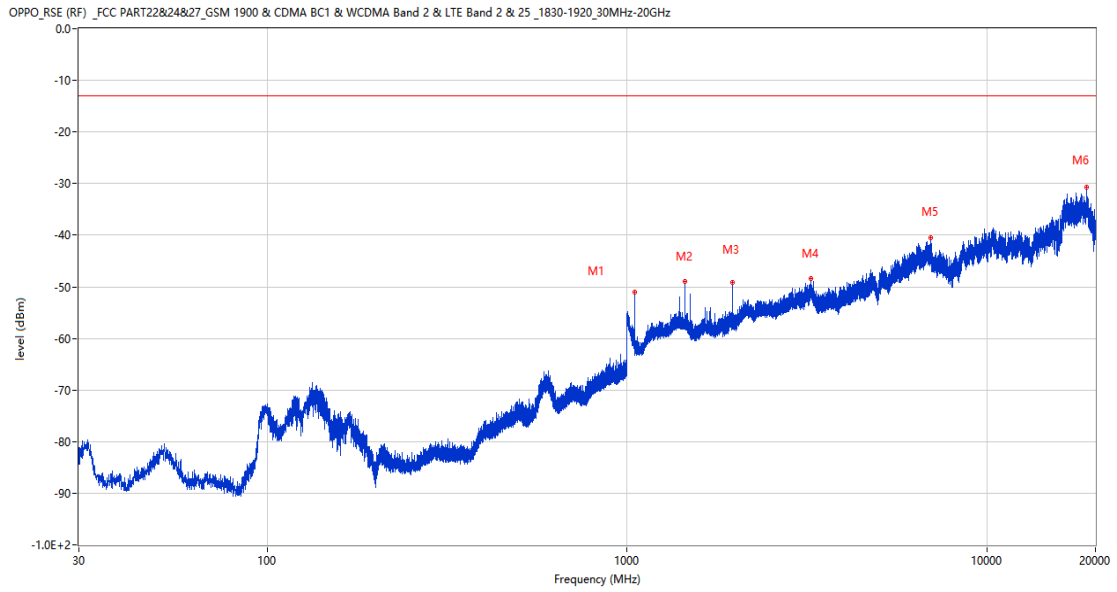
RSE-V&H EGPRS 1900 CH512



| Frequency (MHz) | Result (dBm) | Factor (dB) | PK Limit (dBm) | Over Limit (dB) | Table (o) | ANT      | EUT        | Verdict |
|-----------------|--------------|-------------|----------------|-----------------|-----------|----------|------------|---------|
| 44.502          | -71.60       | -16.83      | -13.0          | -58.60          | 67.00     | Vertical | Horizontal | Pass    |
| 600.069         | -66.02       | -3.69       | -13.0          | -53.02          | 108.00    | Vertical | Horizontal | Pass    |
| 1850.500        | -50.70       | -2.88       | -13.0          | -37.70          | 22.00     | Vertical | Horizontal | N/A     |
| 1930.500        | -51.42       | -2.77       | -13.0          | -38.42          | 152.00    | Vertical | Horizontal | N/A     |
| 4141.800        | -48.00       | 5.14        | -13.0          | -35.00          | 145.00    | Vertical | Horizontal | Pass    |
| 18371.287       | -31.33       | 25.38       | -13.0          | -18.33          | 52.00     | Vertical | Horizontal | Pass    |

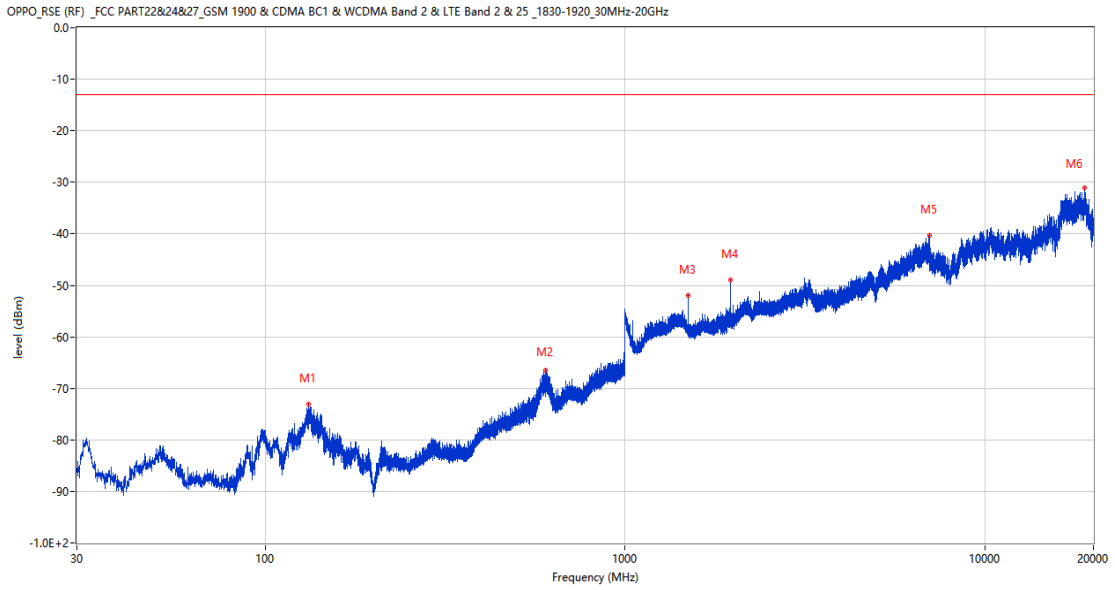
## 4.2 EGPRS 1900 Middle Channel

RSE-H&H EGPRS 1900 CH661



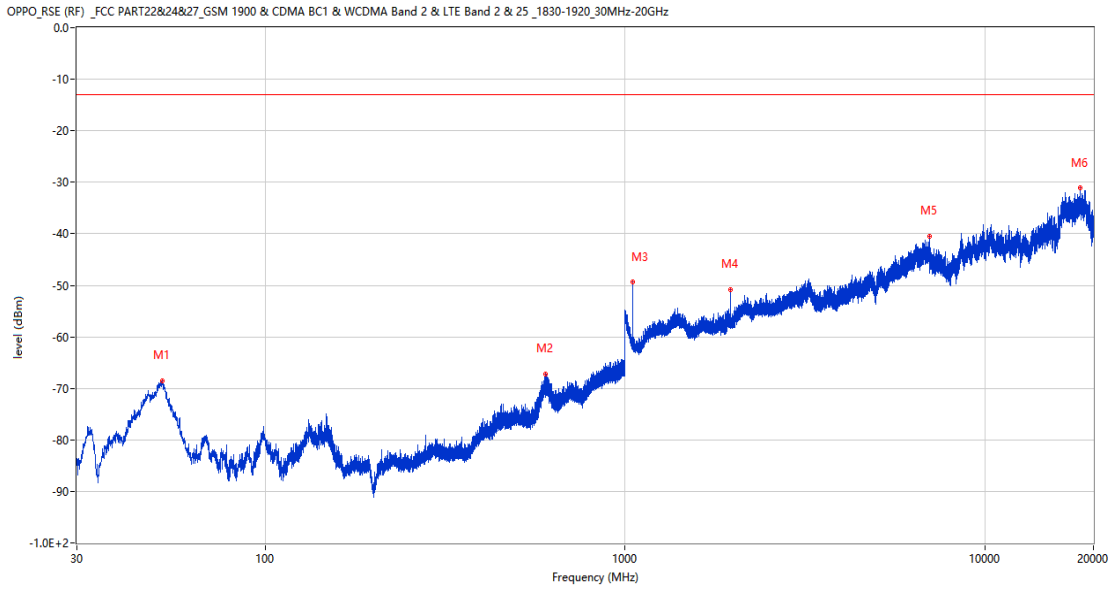
| Frequency (MHz) | Result (dBm) | Factor (dB) | PK Limit (dBm) | Over Limit (dB) | Table (o) | ANT        | EUT        | Verdict |
|-----------------|--------------|-------------|----------------|-----------------|-----------|------------|------------|---------|
| 1050.800        | -51.08       | -7.78       | -13.0          | -38.08          | 271.00    | Horizontal | Horizontal | Pass    |
| 1449.500        | -49.04       | -3.55       | -13.0          | -36.04          | 276.00    | Horizontal | Horizontal | Pass    |
| 1960.100        | -49.24       | -3.59       | -13.0          | -36.24          | 160.00    | Horizontal | Horizontal | N/A     |
| 3235.600        | -48.42       | 6.65        | -13.0          | -35.42          | 209.00    | Horizontal | Horizontal | Pass    |
| 6989.400        | -40.49       | 13.77       | -13.0          | -27.49          | 104.00    | Horizontal | Horizontal | Pass    |
| 18933.162       | -30.63       | 25.07       | -13.0          | -17.63          | 320.00    | Horizontal | Horizontal | Pass    |

RSE-H&V EGPRS 1900 CH661



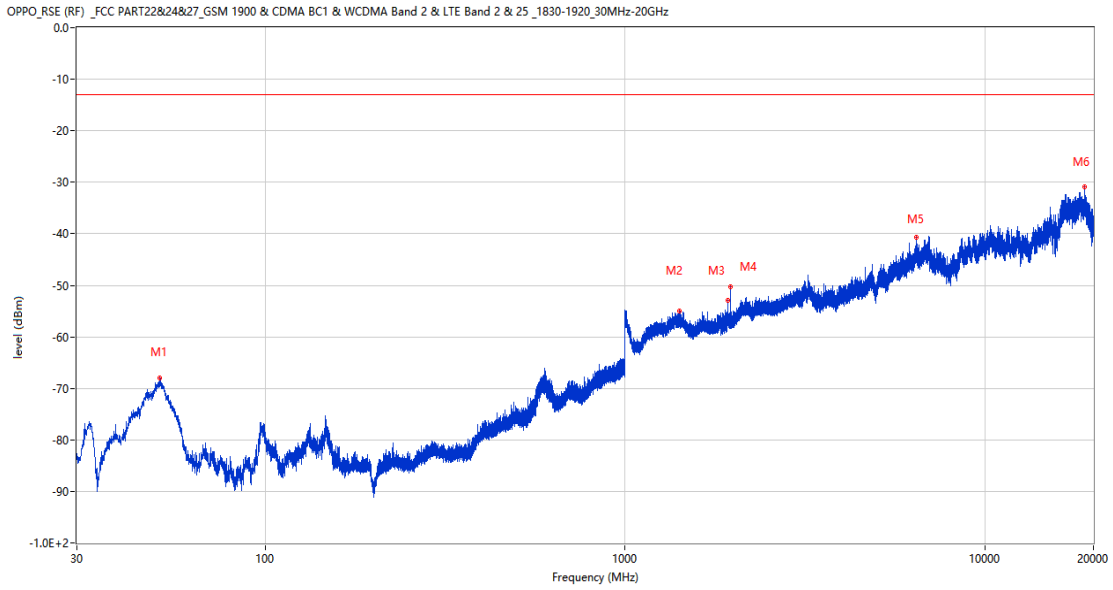
| Frequency (MHz) | Result (dBm) | Factor (dB) | PK Limit (dBm) | Over Limit (dB) | Table (o) | ANT        | EUT      | Verdict |
|-----------------|--------------|-------------|----------------|-----------------|-----------|------------|----------|---------|
| 132.286         | -73.11       | -17.28      | -13.0          | -60.11          | 288.00    | Horizontal | Vertical | Pass    |
| 599.536         | -66.41       | -3.73       | -13.0          | -53.41          | 10.00     | Horizontal | Vertical | Pass    |
| 1499.900        | -51.90       | -5.76       | -13.0          | -38.90          | 303.00    | Horizontal | Vertical | Pass    |
| 1959.900        | -48.96       | -3.59       | -13.0          | -35.96          | 223.00    | Horizontal | Vertical | N/A     |
| 6999.400        | -40.37       | 13.92       | -13.0          | -27.37          | 340.00    | Horizontal | Vertical | Pass    |
| 18938.962       | -31.06       | 25.07       | -13.0          | -18.06          | 177.00    | Horizontal | Vertical | Pass    |

RSE-V&V EGPRS 1900 CH661



| Frequency (MHz) | Result (dBm) | Factor (dB) | PK Limit (dBm) | Over Limit (dB) | Table (o) | ANT      | EUT      | Verdict |
|-----------------|--------------|-------------|----------------|-----------------|-----------|----------|----------|---------|
| 51.873          | -68.46       | -14.97      | -13.0          | -55.46          | 39.00     | Vertical | Vertical | Pass    |
| 600.990         | -67.23       | -3.67       | -13.0          | -54.23          | 66.00     | Vertical | Vertical | Pass    |
| 1050.300        | -49.30       | -7.79       | -13.0          | -36.30          | 281.00    | Vertical | Vertical | Pass    |
| 1960.300        | -50.93       | -3.60       | -13.0          | -37.93          | 73.00     | Vertical | Vertical | N/A     |
| 6998.000        | -40.57       | 13.96       | -13.0          | -27.57          | 48.00     | Vertical | Vertical | Pass    |
| 18348.450       | -31.03       | 25.40       | -13.0          | -18.03          | 94.00     | Vertical | Vertical | Pass    |

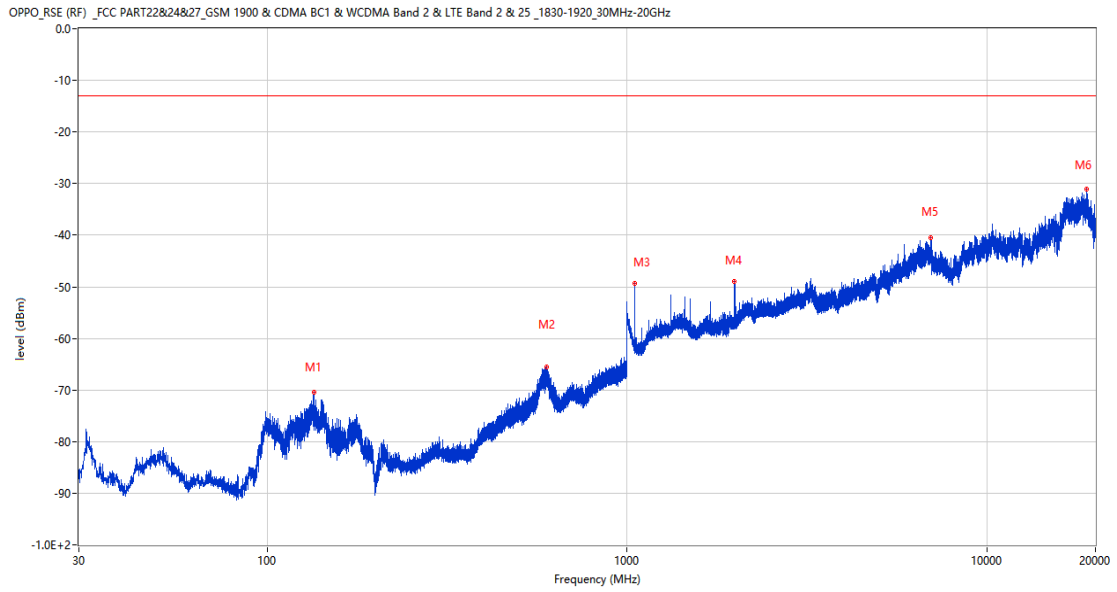
RSE-V&H EGPRS 1900 CH661



| Frequency (MHz) | Result (dBm) | Factor (dB) | PK Limit (dBm) | Over Limit (dB) | Table (o) | ANT      | EUT        | Verdict |
|-----------------|--------------|-------------|----------------|-----------------|-----------|----------|------------|---------|
| 51.049          | -67.98       | -15.05      | -13.0          | -54.98          | 90.00     | Vertical | Horizontal | Pass    |
| 1418.400        | -55.06       | -3.61       | -13.0          | -42.06          | 22.00     | Vertical | Horizontal | Pass    |
| 1928.500        | -52.98       | -2.50       | -13.0          | -39.98          | 346.00    | Vertical | Horizontal | Pass    |
| 1960.300        | -50.37       | -3.60       | -13.0          | -37.37          | 69.00     | Vertical | Horizontal | N/A     |
| 6455.600        | -40.61       | 12.80       | -13.0          | -27.61          | 46.00     | Vertical | Horizontal | Pass    |
| 18925.552       | -30.94       | 25.08       | -13.0          | -17.94          | 268.00    | Vertical | Horizontal | Pass    |

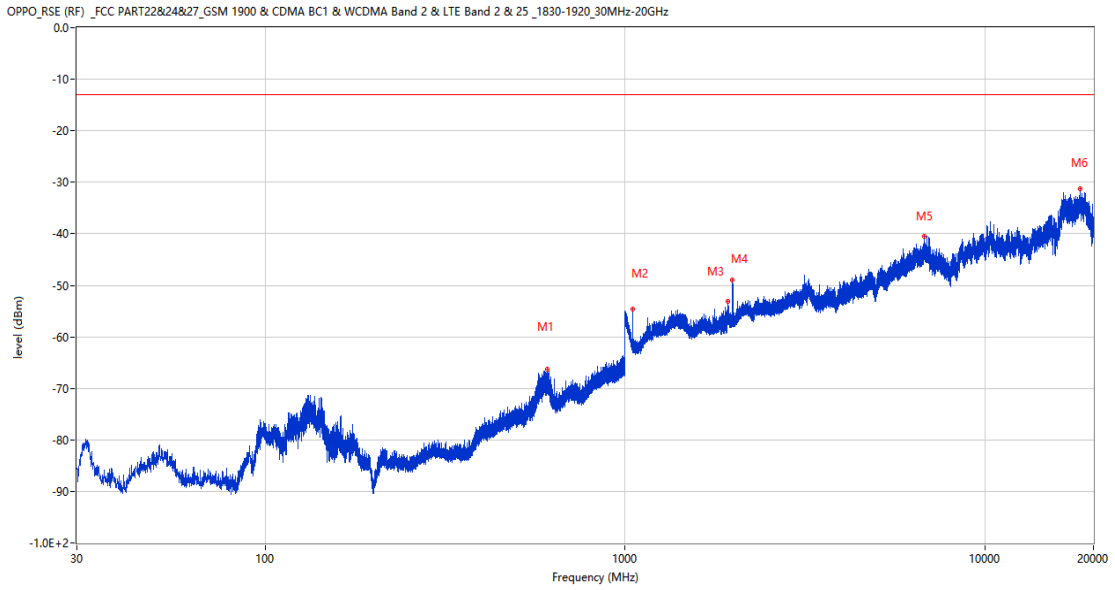
### 4.3 EGPRS 1900 High Channel

#### RSE-H&H EGPRS 1900 CH810



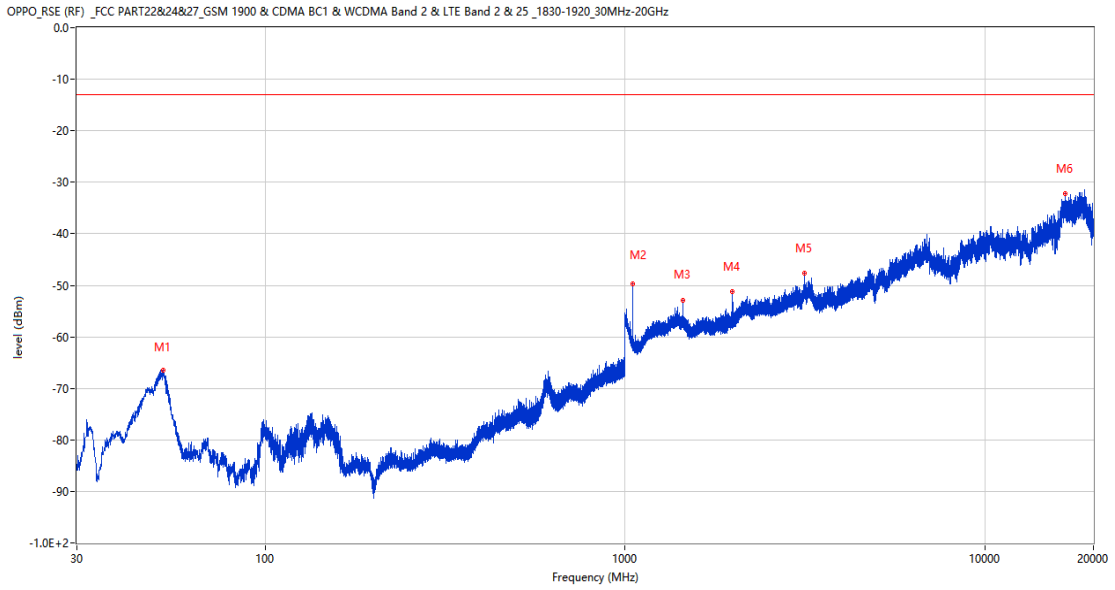
| Frequency (MHz) | Result (dBm) | Factor (dB) | PK Limit (dBm) | Over Limit (dB) | Table (o) | ANT        | EUT        | Verdict |
|-----------------|--------------|-------------|----------------|-----------------|-----------|------------|------------|---------|
| 135.245         | -70.49       | -16.68      | -13.0          | -57.49          | 271.00    | Horizontal | Horizontal | Pass    |
| 598.662         | -65.52       | -3.83       | -13.0          | -52.52          | 174.00    | Horizontal | Horizontal | Pass    |
| 1050.600        | -49.41       | -7.78       | -13.0          | -36.41          | 33.00     | Horizontal | Horizontal | Pass    |
| 1990.000        | -49.02       | -3.64       | -13.0          | -36.02          | 152.00    | Horizontal | Horizontal | N/A     |
| 6991.200        | -40.58       | 13.91       | -13.0          | -27.58          | 288.00    | Horizontal | Horizontal | Pass    |
| 18933.887       | -31.11       | 25.07       | -13.0          | -18.11          | 271.00    | Horizontal | Horizontal | Pass    |

RSE-H&V EGPRS 1900 CH810



| Frequency (MHz) | Result (dBm) | Factor (dB) | PK Limit (dBm) | Over Limit (dB) | Table (o) | ANT        | EUT      | Verdict |
|-----------------|--------------|-------------|----------------|-----------------|-----------|------------|----------|---------|
| 608.945         | -66.30       | -3.39       | -13.0          | -53.30          | 10.00     | Horizontal | Vertical | Pass    |
| 1050.500        | -54.70       | -7.79       | -13.0          | -41.70          | 18.00     | Horizontal | Vertical | Pass    |
| 1930.200        | -53.19       | -2.67       | -13.0          | -40.19          | 187.00    | Horizontal | Vertical | Pass    |
| 1990.100        | -49.05       | -3.64       | -13.0          | -36.05          | 228.00    | Horizontal | Vertical | N/A     |
| 6797.000        | -40.53       | 13.08       | -13.0          | -27.53          | 113.00    | Horizontal | Vertical | Pass    |
| 18382.162       | -31.21       | 25.38       | -13.0          | -18.21          | 218.00    | Horizontal | Vertical | Pass    |

RSE-V&V EGPRS 1900 CH810

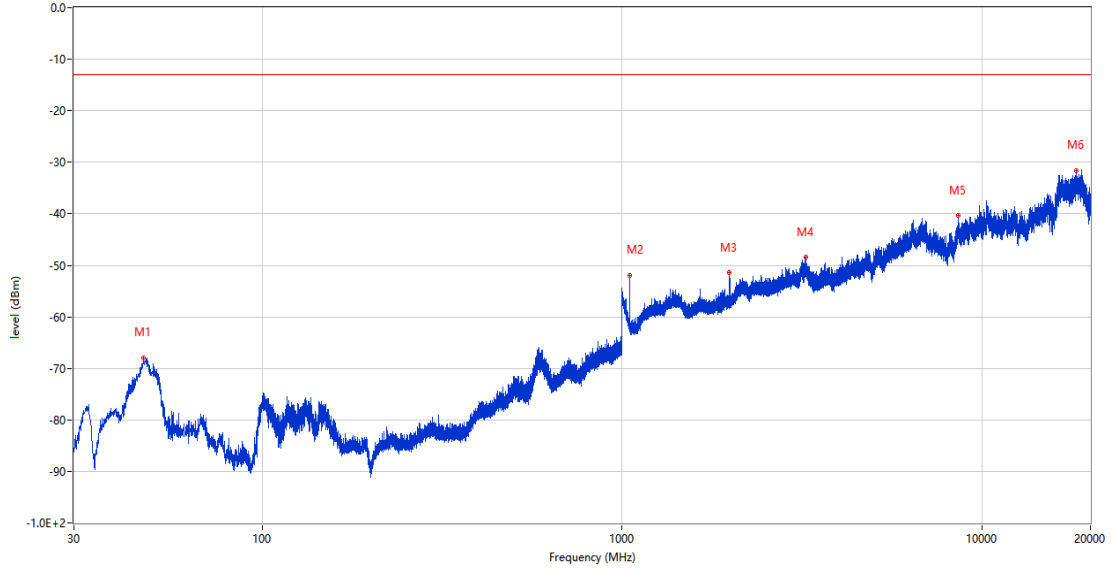


| Frequency (MHz) | Result (dBm) | Factor (dB) | PK Limit (dBm) | Over Limit (dB) | Table (o) | ANT      | EUT      | Verdict |
|-----------------|--------------|-------------|----------------|-----------------|-----------|----------|----------|---------|
| 52.164          | -66.39       | -14.95      | -13.0          | -53.39          | 98.00     | Vertical | Vertical | Pass    |
| 1049.700        | -49.73       | -7.78       | -13.0          | -36.73          | 79.00     | Vertical | Vertical | Pass    |
| 1450.200        | -52.88       | -3.65       | -13.0          | -39.88          | 130.00    | Vertical | Vertical | Pass    |
| 1989.900        | -51.27       | -3.65       | -13.0          | -38.27          | 161.00    | Vertical | Vertical | N/A     |
| 3149.600        | -47.66       | 5.58        | -13.0          | -34.66          | 360.00    | Vertical | Vertical | Pass    |
| 16692.187       | -32.18       | 26.29       | -13.0          | -19.18          | 160.00    | Vertical | Vertical | Pass    |



RSE-V&H EGPRS 1900 CH810

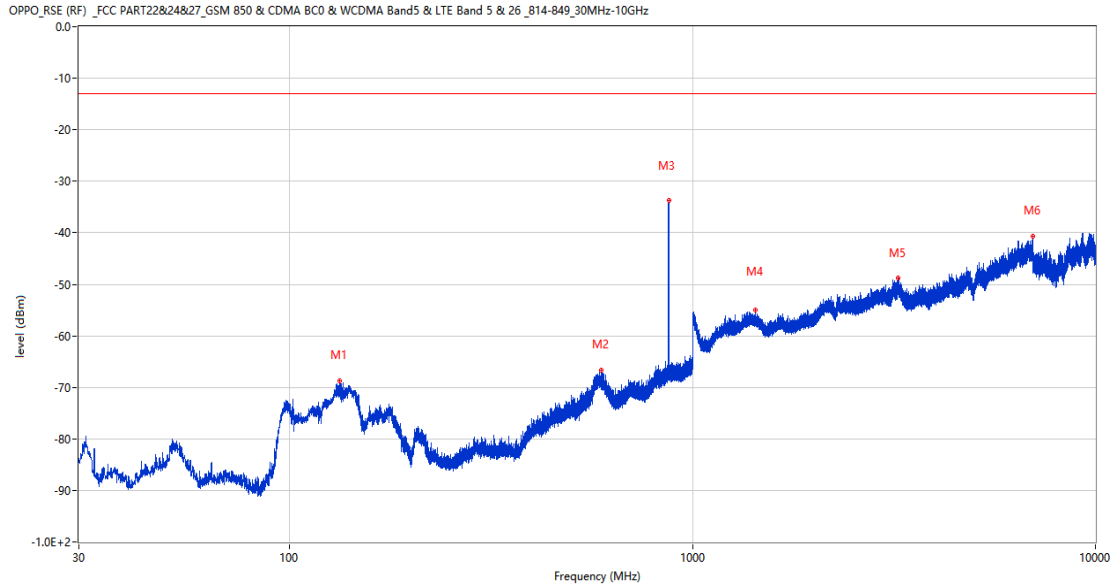
OPPO\_RSE (RF) \_FCC PART22&24&27\_GSM 1900 & CDMA BC1 & WCDMA Band 2 & LTE Band 2 & 25\_1830-1920\_30MHz-20GHz



| Frequency (MHz) | Result (dBm) | Factor (dB) | PK Limit (dBm) | Over Limit (dB) | Table (o) | ANT      | EUT        | Verdict |
|-----------------|--------------|-------------|----------------|-----------------|-----------|----------|------------|---------|
| 46.878          | -67.99       | -16.41      | -13.0          | -54.99          | 55.00     | Vertical | Horizontal | Pass    |
| 1050.300        | -51.93       | -7.79       | -13.0          | -38.93          | 314.00    | Vertical | Horizontal | Pass    |
| 1990.100        | -51.47       | -3.64       | -13.0          | -38.47          | 163.00    | Vertical | Horizontal | N/A     |
| 3231.600        | -48.37       | 6.75        | -13.0          | -35.37          | 176.00    | Vertical | Horizontal | Pass    |
| 8613.162        | -40.34       | 15.19       | -13.0          | -27.34          | 205.00    | Vertical | Horizontal | Pass    |
| 18310.025       | -31.55       | 25.42       | -13.0          | -18.55          | 248.00    | Vertical | Horizontal | Pass    |

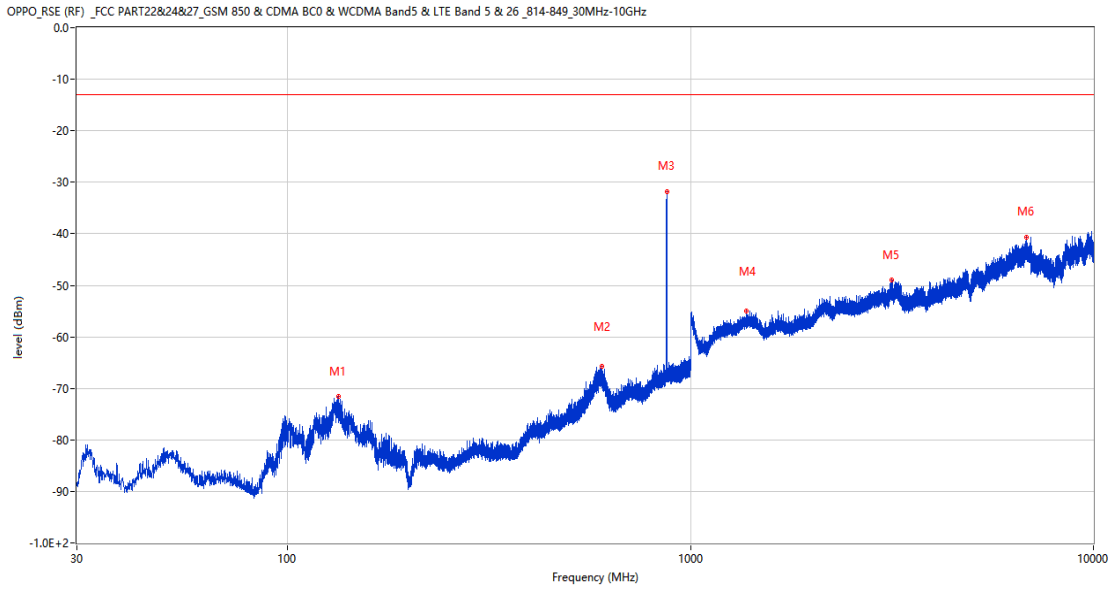
WCDMA  
 5 WCDMA Band 5  
 5.1 WCDMA Band 5 Low Channel

RSE-H&H WCDMA Band 5 CH4132



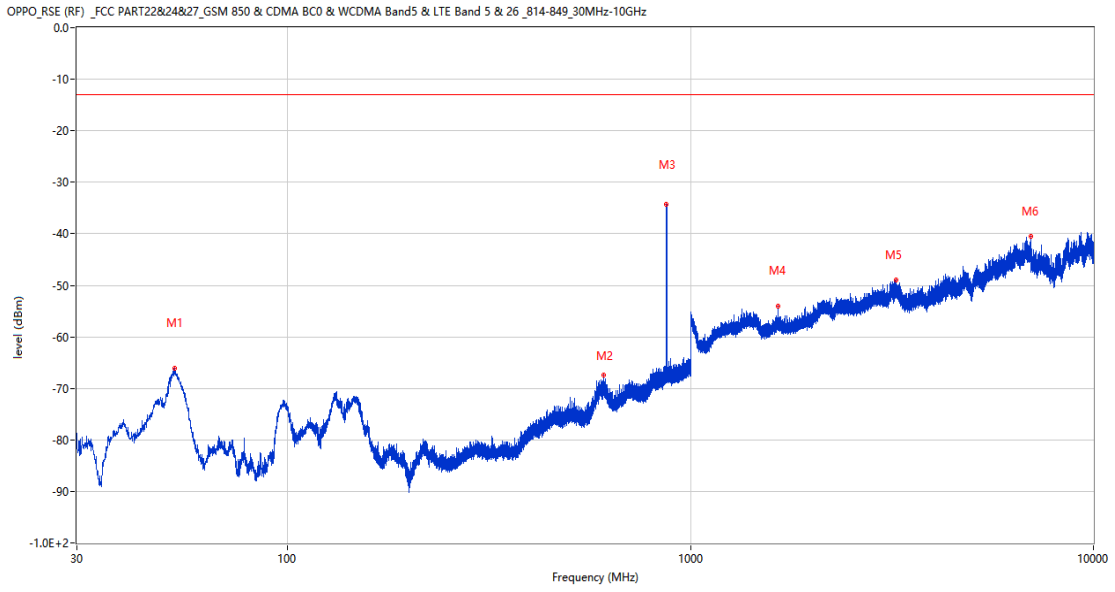
| Frequency (MHz) | Result (dBm) | Factor (dB) | PK Limit (dBm) | Over Limit (dB) | Table (o) | ANT        | EUT        | Verdict |
|-----------------|--------------|-------------|----------------|-----------------|-----------|------------|------------|---------|
| 133.305         | -68.68       | -17.05      | -13.0          | -55.68          | 278.00    | Horizontal | Horizontal | Pass    |
| 594.879         | -66.64       | -4.20       | -13.0          | -53.64          | 23.00     | Horizontal | Horizontal | Pass    |
| 872.542         | -33.77       | 2.45        | -13.0          | -20.77          | 158.00    | Horizontal | Horizontal | N/A     |
| 1434.300        | -54.93       | -3.61       | -13.0          | -41.93          | 265.00    | Horizontal | Horizontal | Pass    |
| 3242.200        | -48.81       | 6.32        | -13.0          | -35.81          | 236.00    | Horizontal | Horizontal | Pass    |
| 6994.200        | -40.70       | 13.88       | -13.0          | -27.70          | 358.00    | Horizontal | Horizontal | Pass    |

RSE-H&V WCDMA Band 5 CH4132



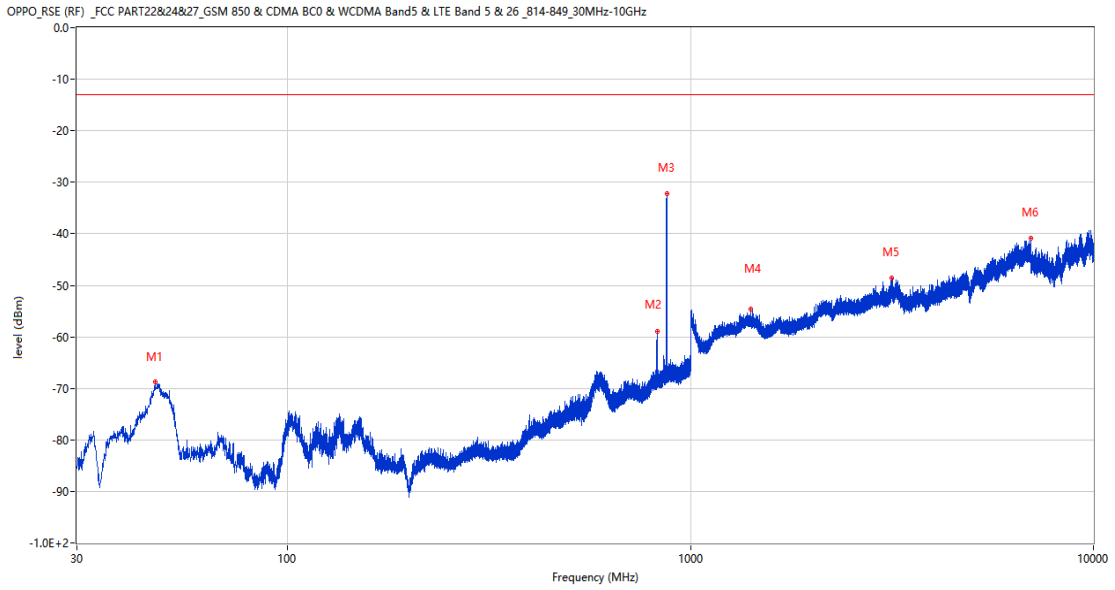
| Frequency (MHz) | Result (dBm) | Factor (dB) | PK Limit (dBm) | Over Limit (dB) | Table (o) | ANT        | EUT      | Verdict |
|-----------------|--------------|-------------|----------------|-----------------|-----------|------------|----------|---------|
| 133.742         | -71.63       | -16.95      | -13.0          | -58.63          | 160.00    | Horizontal | Vertical | Pass    |
| 604.143         | -65.76       | -3.66       | -13.0          | -52.76          | 12.00     | Horizontal | Vertical | Pass    |
| 872.978         | -31.92       | 2.48        | -13.0          | -18.92          | 149.00    | Horizontal | Vertical | N/A     |
| 1375.100        | -54.90       | -3.57       | -13.0          | -41.90          | 91.00     | Horizontal | Vertical | Pass    |
| 3152.400        | -49.04       | 5.67        | -13.0          | -36.04          | 123.00    | Horizontal | Vertical | Pass    |
| 6827.200        | -40.76       | 12.71       | -13.0          | -27.76          | 180.00    | Horizontal | Vertical | Pass    |

RSE-V&V WCDMA Band 5 CH4132



| Frequency (MHz) | Result (dBm) | Factor (dB) | PK Limit (dBm) | Over Limit (dB) | Table (o) | ANT      | EUT      | Verdict |
|-----------------|--------------|-------------|----------------|-----------------|-----------|----------|----------|---------|
| 52.407          | -66.09       | -14.97      | -13.0          | -53.09          | 55.00     | Vertical | Vertical | Pass    |
| 609.138         | -67.51       | -3.34       | -13.0          | -54.51          | 63.00     | Vertical | Vertical | Pass    |
| 870.942         | -34.25       | 2.33        | -13.0          | -21.25          | 24.00     | Vertical | Vertical | N/A     |
| 1652.700        | -54.10       | -4.27       | -13.0          | -41.10          | 0.00      | Vertical | Vertical | Pass    |
| 3234.600        | -49.00       | 6.72        | -13.0          | -36.00          | 227.00    | Vertical | Vertical | Pass    |
| 6995.600        | -40.48       | 13.79       | -13.0          | -27.48          | 293.00    | Vertical | Vertical | Pass    |

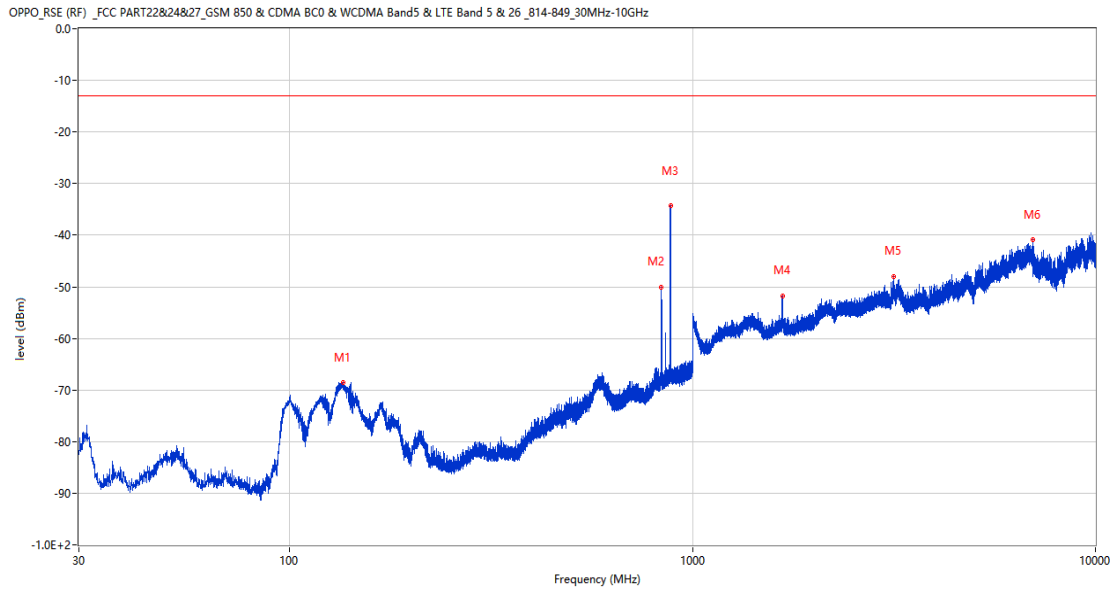
RSE-V&H WCDMA Band 5 CH4132



| Frequency (MHz) | Result (dBm) | Factor (dB) | PK Limit (dBm) | Over Limit (dB) | Table (o) | ANT      | EUT        | Verdict |
|-----------------|--------------|-------------|----------------|-----------------|-----------|----------|------------|---------|
| 46.878          | -68.79       | -16.40      | -13.0          | -55.79          | 5.00      | Vertical | Horizontal | Pass    |
| 827.825         | -58.92       | 2.06        | -13.0          | -45.92          | 196.00    | Vertical | Horizontal | N/A     |
| 872.978         | -32.12       | 2.48        | -13.0          | -19.12          | 39.00     | Vertical | Horizontal | N/A     |
| 1408.200        | -54.67       | -3.40       | -13.0          | -41.67          | 281.00    | Vertical | Horizontal | Pass    |
| 3158.600        | -48.51       | 6.11        | -13.0          | -35.51          | 129.00    | Vertical | Horizontal | Pass    |
| 6995.200        | -40.90       | 13.81       | -13.0          | -27.90          | 218.00    | Vertical | Horizontal | Pass    |

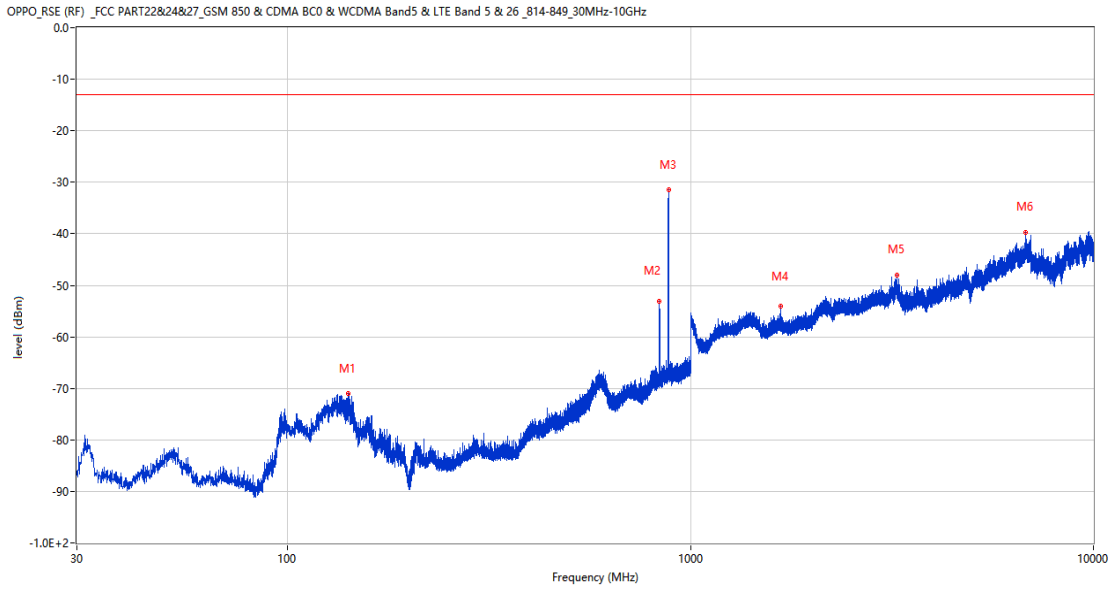
## 5.2 WCDMA Band 5 Middle Channel

RSE-H&H WCDMA Band 5 CH4182



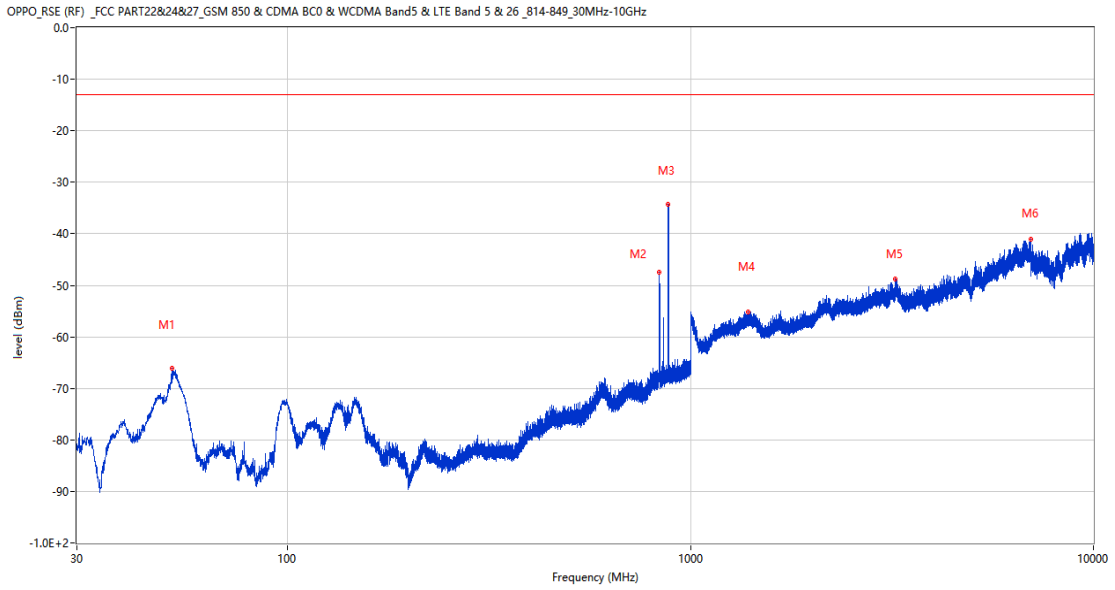
| Frequency (MHz) | Result (dBm) | Factor (dB) | PK Limit (dBm) | Over Limit (dB) | Table (o) | ANT        | EUT        | Verdict |
|-----------------|--------------|-------------|----------------|-----------------|-----------|------------|------------|---------|
| 135.488         | -68.63       | -16.69      | -13.0          | -55.63          | 270.00    | Horizontal | Horizontal | Pass    |
| 838.010         | -50.02       | 2.20        | -13.0          | -37.02          | 351.00    | Horizontal | Horizontal | N/A     |
| 882.533         | -34.29       | 2.78        | -13.0          | -21.29          | 165.00    | Horizontal | Horizontal | N/A     |
| 1671.100        | -51.74       | -4.32       | -13.0          | -38.74          | 282.00    | Horizontal | Horizontal | Pass    |
| 3149.800        | -47.97       | 5.59        | -13.0          | -34.97          | 9.00      | Horizontal | Horizontal | Pass    |
| 6997.000        | -40.91       | 13.91       | -13.0          | -27.91          | 247.00    | Horizontal | Horizontal | Pass    |

RSE-H&V WCDMA Band 5 CH4182



| Frequency (MHz) | Result (dBm) | Factor (dB) | PK Limit (dBm) | Over Limit (dB) | Table (o) | ANT        | EUT      | Verdict |
|-----------------|--------------|-------------|----------------|-----------------|-----------|------------|----------|---------|
| 141.501         | -71.05       | -15.93      | -13.0          | -58.05          | 302.00    | Horizontal | Vertical | Pass    |
| 837.380         | -53.17       | 2.19        | -13.0          | -40.17          | 309.00    | Horizontal | Vertical | N/A     |
| 881.466         | -31.52       | 2.72        | -13.0          | -18.52          | 55.00     | Horizontal | Vertical | N/A     |
| 1671.200        | -54.13       | -4.33       | -13.0          | -41.13          | 185.00    | Horizontal | Vertical | Pass    |
| 3248.200        | -47.94       | 6.02        | -13.0          | -34.94          | 315.00    | Horizontal | Vertical | Pass    |
| 6791.000        | -39.82       | 12.90       | -13.0          | -26.82          | 12.00     | Horizontal | Vertical | Pass    |

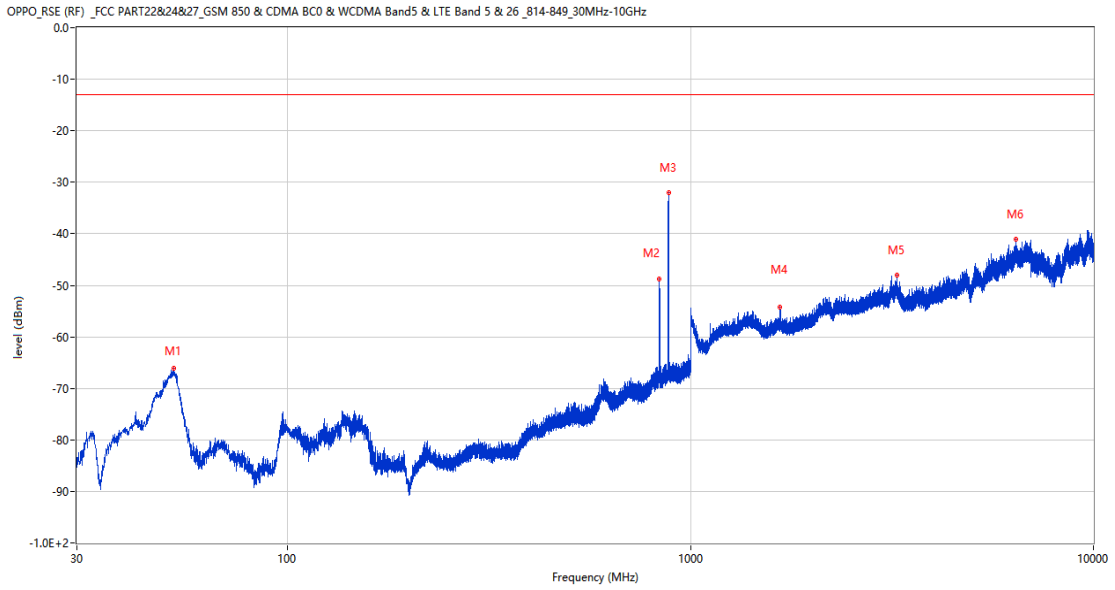
RSE-V&V WCDMA Band 5 CH4182



| Frequency (MHz) | Result (dBm) | Factor (dB) | PK Limit (dBm) | Over Limit (dB) | Table (o) | ANT      | EUT      | Verdict |
|-----------------|--------------|-------------|----------------|-----------------|-----------|----------|----------|---------|
| 51.776          | -66.03       | -15.03      | -13.0          | -53.03          | 79.00     | Vertical | Vertical | Pass    |
| 837.961         | -47.52       | 2.20        | -13.0          | -34.52          | 314.00    | Vertical | Vertical | N/A     |
| 879.962         | -34.35       | 2.59        | -13.0          | -21.35          | 14.00     | Vertical | Vertical | N/A     |
| 1391.700        | -55.22       | -3.22       | -13.0          | -42.22          | 122.00    | Vertical | Vertical | Pass    |
| 3219.200        | -48.70       | 5.60        | -13.0          | -35.70          | 350.00    | Vertical | Vertical | Pass    |
| 6999.000        | -41.13       | 13.93       | -13.0          | -28.13          | 132.00    | Vertical | Vertical | Pass    |



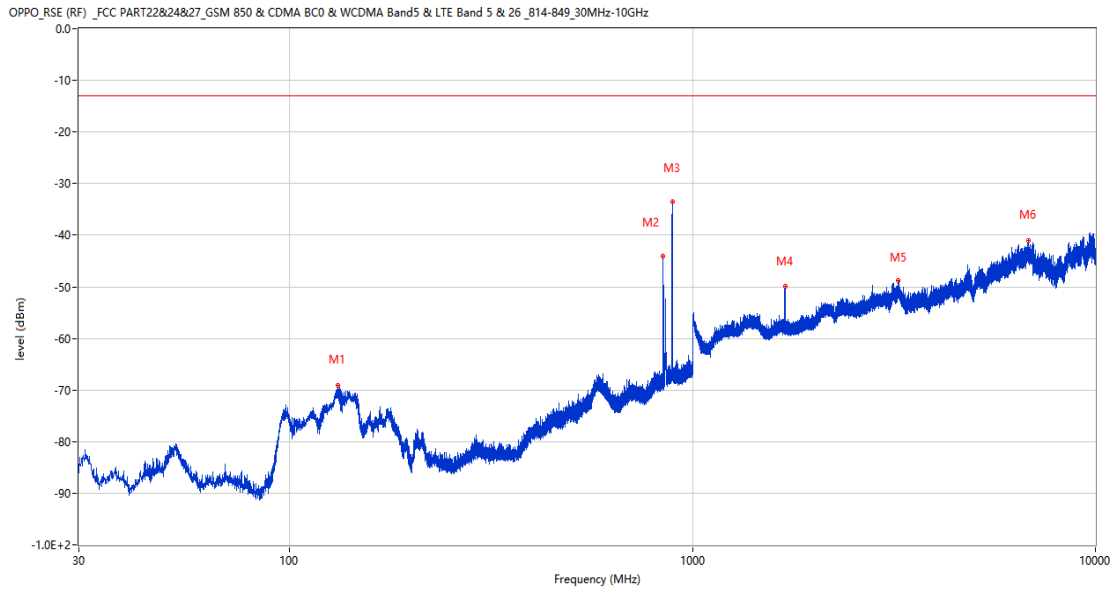
RSE-V&H WCDMA Band 5 CH4182



| Frequency (MHz) | Result (dBm) | Factor (dB) | PK Limit (dBm) | Over Limit (dB) | Table (o) | ANT      | EUT        | Verdict |
|-----------------|--------------|-------------|----------------|-----------------|-----------|----------|------------|---------|
| 52.261          | -66.09       | -14.99      | -13.0          | -53.09          | 115.00    | Vertical | Horizontal | Pass    |
| 837.670         | -48.75       | 2.20        | -13.0          | -35.75          | 188.00    | Vertical | Horizontal | N/A     |
| 882.873         | -31.98       | 2.78        | -13.0          | -18.98          | 35.00     | Vertical | Horizontal | N/A     |
| 1670.300        | -54.33       | -4.26       | -13.0          | -41.33          | 311.00    | Vertical | Horizontal | Pass    |
| 3248.800        | -48.08       | 5.98        | -13.0          | -35.08          | 280.00    | Vertical | Horizontal | Pass    |
| 6414.800        | -41.07       | 11.65       | -13.0          | -28.07          | 79.00     | Vertical | Horizontal | Pass    |

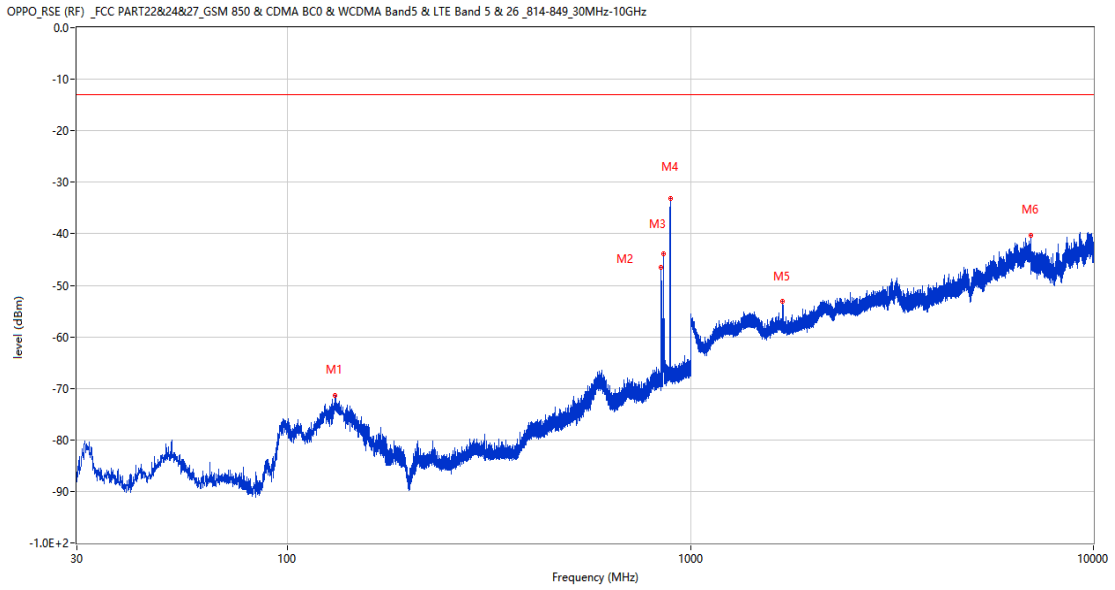
### 5.3 WCDMA Band 5 High Channel

RSE-H&H WCDMA Band 5 CH4233



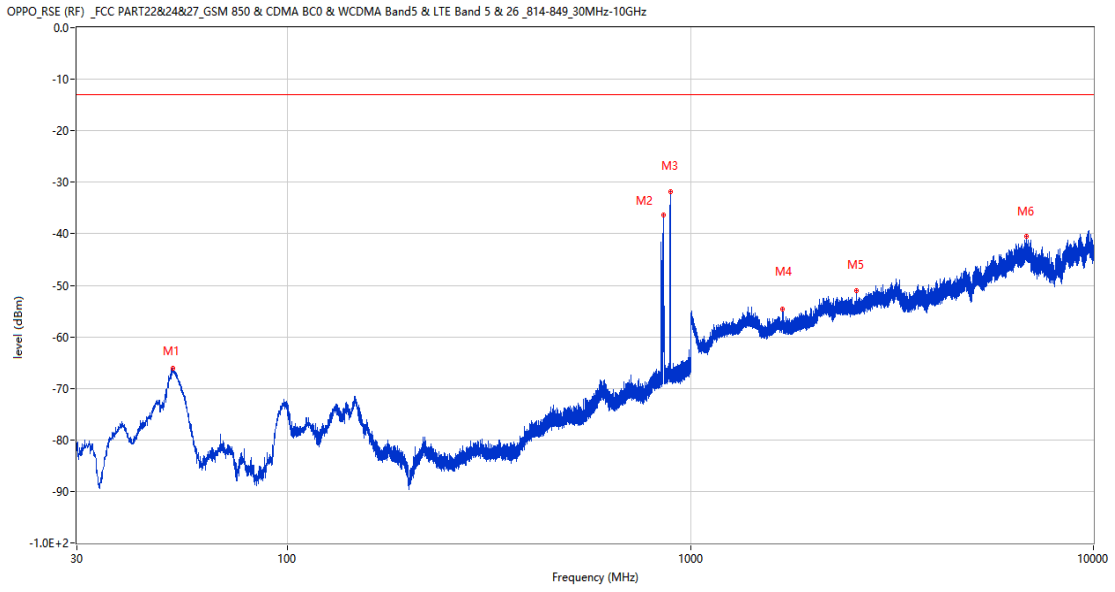
| Frequency (MHz) | Result (dBm) | Factor (dB) | PK Limit (dBm) | Over Limit (dB) | Table (o) | ANT        | EUT        | Verdict |
|-----------------|--------------|-------------|----------------|-----------------|-----------|------------|------------|---------|
| 132.092         | -69.10       | -17.35      | -13.0          | -56.10          | 272.00    | Horizontal | Horizontal | Pass    |
| 846.255         | -44.12       | 2.27        | -13.0          | -31.12          | 33.00     | Horizontal | Horizontal | N/A     |
| 891.214         | -33.58       | 2.47        | -13.0          | -20.58          | 158.00    | Horizontal | Horizontal | N/A     |
| 1696.100        | -49.97       | -4.72       | -13.0          | -36.97          | 300.00    | Horizontal | Horizontal | Pass    |
| 3246.200        | -48.83       | 6.18        | -13.0          | -35.83          | 61.00     | Horizontal | Horizontal | Pass    |
| 6811.400        | -41.13       | 13.17       | -13.0          | -28.13          | 225.00    | Horizontal | Horizontal | Pass    |

RSE-H&V WCDMA Band 5 CH4233



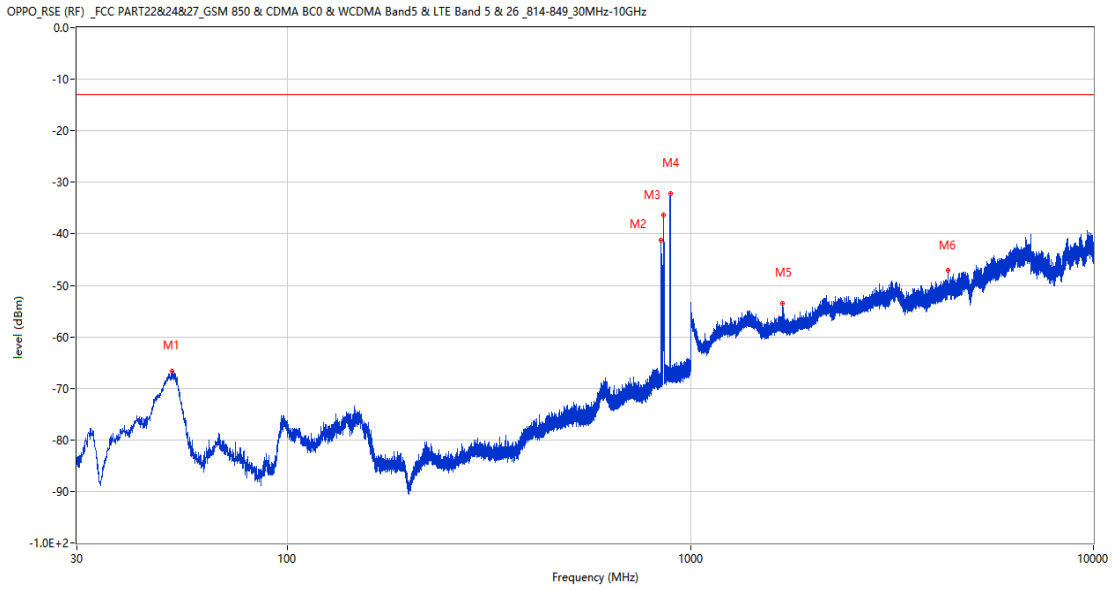
| Frequency (MHz) | Result (dBm) | Factor (dB) | PK Limit (dBm) | Over Limit (dB) | Table (o) | ANT        | EUT      | Verdict |
|-----------------|--------------|-------------|----------------|-----------------|-----------|------------|----------|---------|
| 130.977         | -71.45       | -17.63      | -13.0          | -58.45          | 142.00    | Horizontal | Vertical | Pass    |
| 846.449         | -46.53       | 2.28        | -13.0          | -33.53          | 301.00    | Horizontal | Vertical | N/A     |
| 859.205         | -43.91       | 2.31        | -13.0          | -30.91          | 309.00    | Horizontal | Vertical | N/A     |
| 892.864         | -33.13       | 2.52        | -13.0          | -20.13          | 157.00    | Horizontal | Vertical | N/A     |
| 1695.600        | -53.15       | -4.74       | -13.0          | -40.15          | 177.00    | Horizontal | Vertical | Pass    |
| 6995.400        | -40.25       | 13.80       | -13.0          | -27.25          | 60.00     | Horizontal | Vertical | Pass    |

RSE-V&V WCDMA Band 5 CH4233



| Frequency (MHz) | Result (dBm) | Factor (dB) | PK Limit (dBm) | Over Limit (dB) | Table (o) | ANT      | EUT      | Verdict |
|-----------------|--------------|-------------|----------------|-----------------|-----------|----------|----------|---------|
| 51.922          | -66.13       | -15.02      | -13.0          | -53.13          | 81.00     | Vertical | Vertical | Pass    |
| 857.070         | -36.29       | 2.35        | -13.0          | -23.29          | 78.00     | Vertical | Vertical | N/A     |
| 891.360         | -31.87       | 2.48        | -13.0          | -18.87          | 360.00    | Vertical | Vertical | N/A     |
| 1691.900        | -54.68       | -4.90       | -13.0          | -41.68          | 96.00     | Vertical | Vertical | Pass    |
| 2579.400        | -51.11       | 0.18        | -13.0          | -38.11          | 204.00    | Vertical | Vertical | Pass    |
| 6816.200        | -40.54       | 13.12       | -13.0          | -27.54          | 107.00    | Vertical | Vertical | Pass    |

RSE-V&H WCDMA Band 5 CH4233



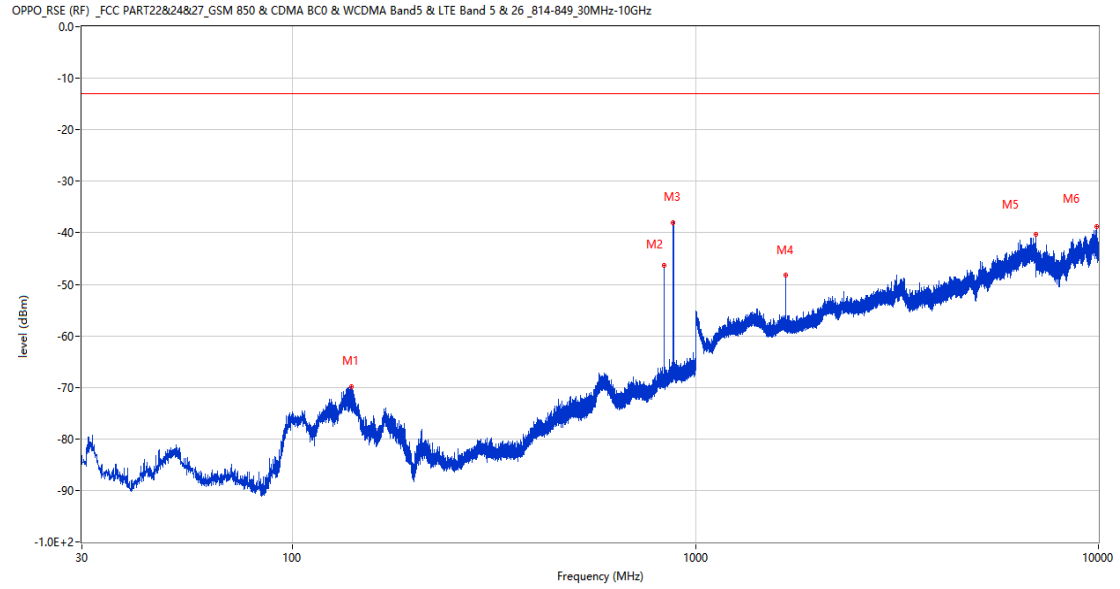
| Frequency (MHz) | Result (dBm) | Factor (dB) | PK Limit (dBm) | Over Limit (dB) | Table (o) | ANT      | EUT        | Verdict |
|-----------------|--------------|-------------|----------------|-----------------|-----------|----------|------------|---------|
| 51.776          | -66.60       | -15.03      | -13.0          | -53.60          | 82.00     | Vertical | Horizontal | Pass    |
| 845.721         | -41.20       | 2.27        | -13.0          | -28.20          | 108.00    | Vertical | Horizontal | N/A     |
| 857.507         | -36.41       | 2.36        | -13.0          | -23.41          | 333.00    | Vertical | Horizontal | N/A     |
| 890.536         | -32.25       | 2.46        | -13.0          | -19.25          | 31.00     | Vertical | Horizontal | N/A     |
| 1695.600        | -53.44       | -4.74       | -13.0          | -40.44          | 78.00     | Vertical | Horizontal | Pass    |
| 4367.200        | -47.14       | 6.02        | -13.0          | -34.14          | 307.00    | Vertical | Horizontal | Pass    |

LTE

6 LTE Band 5

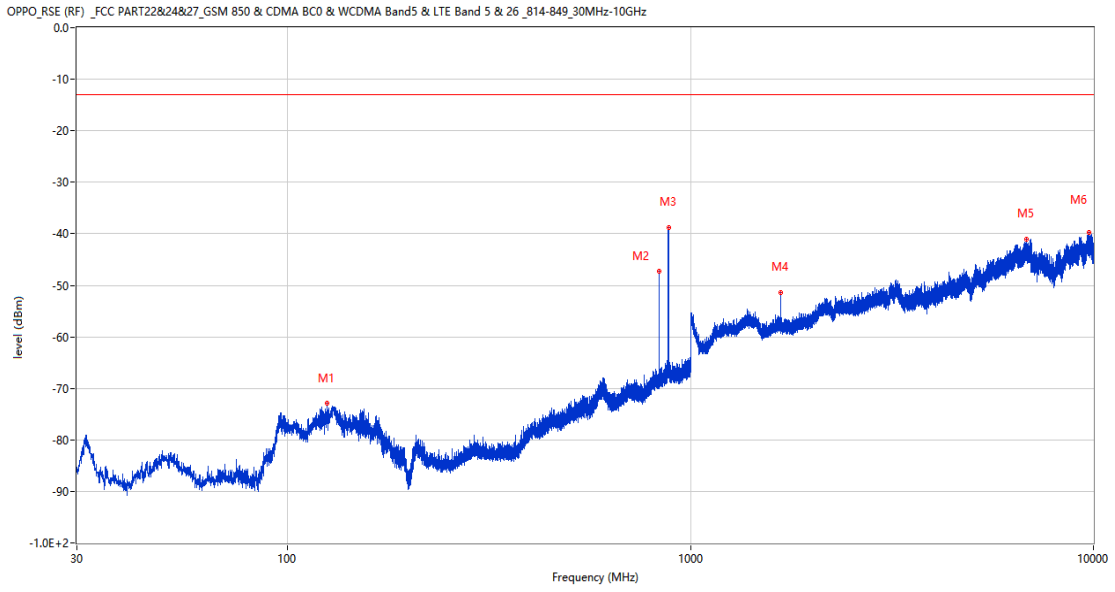
6.1 LTE Band 5 BW1.4, Middle Channel

RSE-H&H LTE Band 5 BW1.4 CH20525



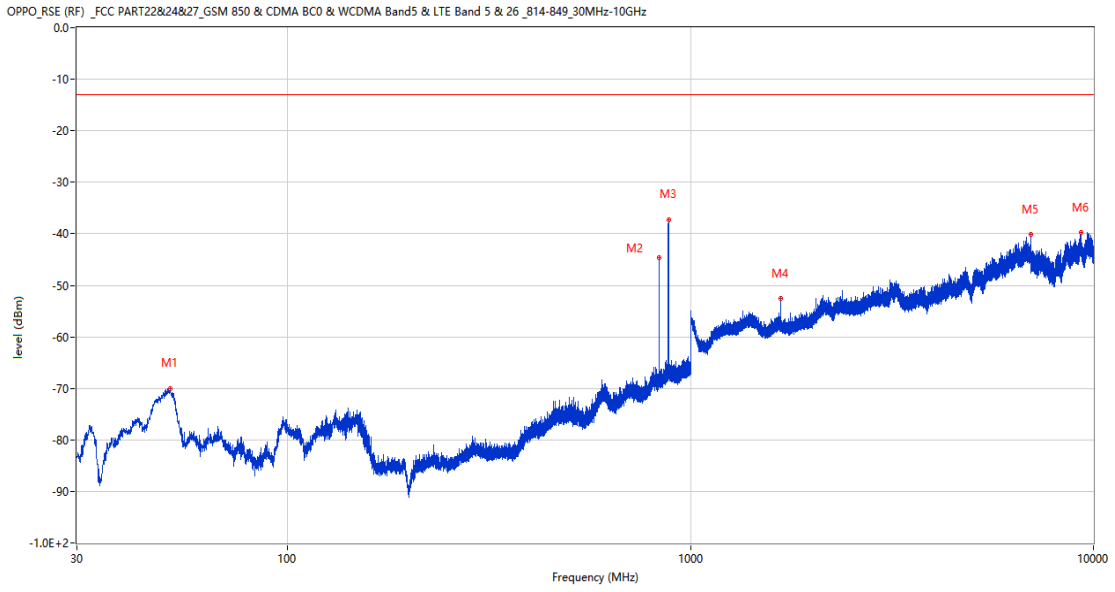
| Frequency (MHz) | Result (dBm) | Factor (dB) | PK Limit (dBm) | Over Limit (dB) | Table (o) | ANT        | EUT        | Verdict |
|-----------------|--------------|-------------|----------------|-----------------|-----------|------------|------------|---------|
| 139.658         | -69.91       | -16.02      | -13.0          | -56.91          | 277.00    | Horizontal | Horizontal | Pass    |
| 836.022         | -46.34       | 2.17        | -13.0          | -33.34          | 22.00     | Horizontal | Horizontal | N/A     |
| 881.078         | -38.13       | 2.69        | -13.0          | -25.13          | 46.00     | Horizontal | Horizontal | N/A     |
| 1672.400        | -48.30       | -4.46       | -13.0          | -35.30          | 285.00    | Horizontal | Horizontal | Pass    |
| 6997.000        | -40.25       | 13.91       | -13.0          | -27.25          | 318.00    | Horizontal | Horizontal | Pass    |
| 9877.151        | -38.85       | 18.25       | -13.0          | -25.85          | 81.00     | Horizontal | Horizontal | Pass    |

RSE-H&V LTE Band 5 BW1.4 CH20525



| Frequency (MHz) | Result (dBm) | Factor (dB) | PK Limit (dBm) | Over Limit (dB) | Table (o) | ANT        | EUT      | Verdict |
|-----------------|--------------|-------------|----------------|-----------------|-----------|------------|----------|---------|
| 125.108         | -72.88       | -18.54      | -13.0          | -59.88          | 149.00    | Horizontal | Vertical | Pass    |
| 836.070         | -47.20       | 2.17        | -13.0          | -34.20          | 294.00    | Horizontal | Vertical | N/A     |
| 881.951         | -38.78       | 2.77        | -13.0          | -25.78          | 30.00     | Horizontal | Vertical | N/A     |
| 1672.200        | -51.36       | -4.44       | -13.0          | -38.36          | 181.00    | Horizontal | Vertical | Pass    |
| 6818.400        | -41.12       | 13.10       | -13.0          | -28.12          | 0.00      | Horizontal | Vertical | Pass    |
| 9744.250        | -39.81       | 18.43       | -13.0          | -26.81          | 338.00    | Horizontal | Vertical | Pass    |

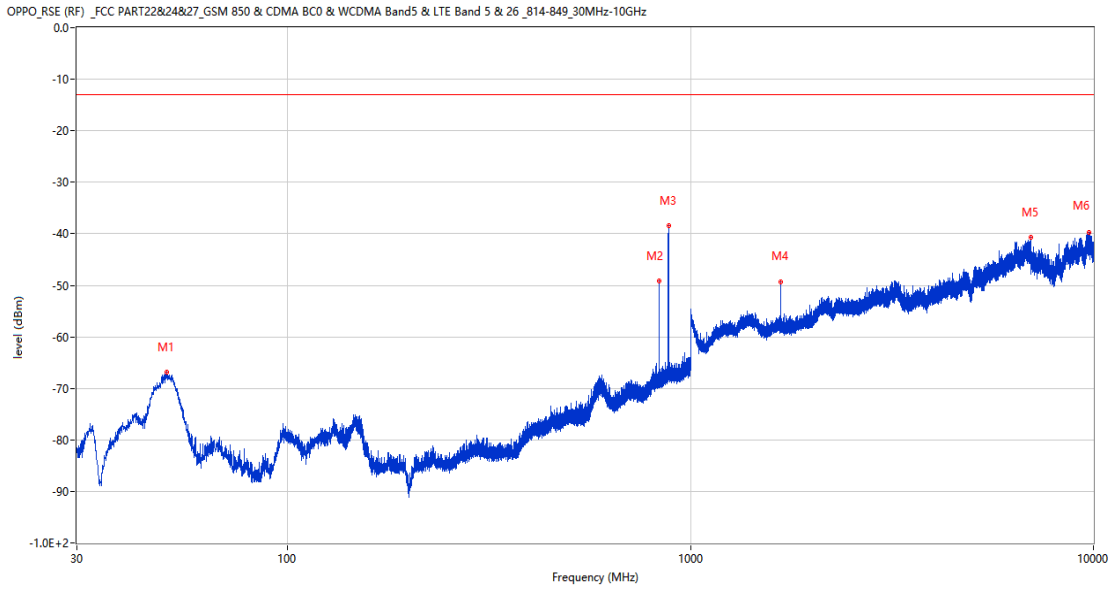
RSE-V&V LTE Band 5 BW1.4 CH20525



| Frequency (MHz) | Result (dBm) | Factor (dB) | PK Limit (dBm) | Over Limit (dB) | Table (o) | ANT      | EUT      | Verdict |
|-----------------|--------------|-------------|----------------|-----------------|-----------|----------|----------|---------|
| 51.146          | -69.98       | -15.10      | -13.0          | -56.98          | 81.00     | Vertical | Vertical | Pass    |
| 836.070         | -44.54       | 2.17        | -13.0          | -31.54          | 106.00    | Vertical | Vertical | N/A     |
| 881.660         | -37.32       | 2.74        | -13.0          | -24.32          | 49.00     | Vertical | Vertical | N/A     |
| 1672.500        | -52.59       | -4.47       | -13.0          | -39.59          | 123.00    | Vertical | Vertical | Pass    |
| 6993.800        | -40.20       | 13.90       | -13.0          | -27.20          | 57.00     | Vertical | Vertical | Pass    |
| 9341.200        | -39.74       | 16.28       | -13.0          | -26.74          | 148.00    | Vertical | Vertical | Pass    |



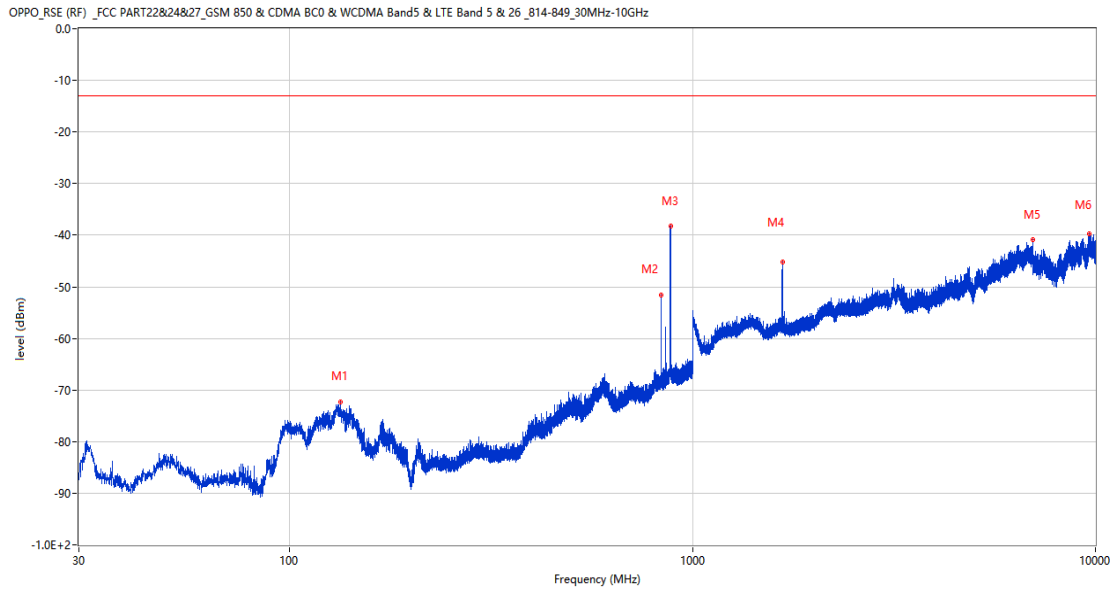
RSE-V&H LTE Band 5 BW1.4 CH20525



| Frequency (MHz) | Result (dBm) | Factor (dB) | PK Limit (dBm) | Over Limit (dB) | Table (o) | ANT      | EUT        | Verdict |
|-----------------|--------------|-------------|----------------|-----------------|-----------|----------|------------|---------|
| 50.176          | -66.87       | -15.22      | -13.0          | -53.87          | 39.00     | Vertical | Horizontal | Pass    |
| 836.070         | -49.23       | 2.17        | -13.0          | -36.23          | 195.00    | Vertical | Horizontal | N/A     |
| 881.806         | -38.33       | 2.75        | -13.0          | -25.33          | 22.00     | Vertical | Horizontal | N/A     |
| 1672.500        | -49.38       | -4.47       | -13.0          | -36.38          | 107.00    | Vertical | Horizontal | Pass    |
| 6987.600        | -40.72       | 13.64       | -13.0          | -27.72          | 282.00    | Vertical | Horizontal | Pass    |
| 9744.099        | -39.66       | 18.43       | -13.0          | -26.66          | 108.00    | Vertical | Horizontal | Pass    |

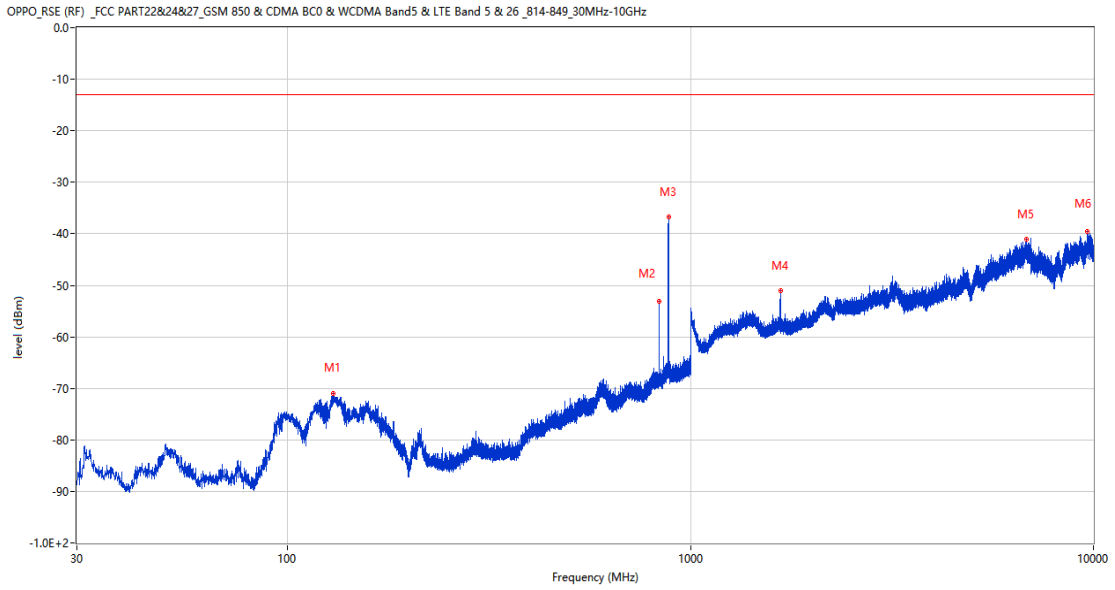
## 6.2 LTE Band 5 BW3, Middle Channel

RSE-H&H LTE Band 5 BW3 CH20525



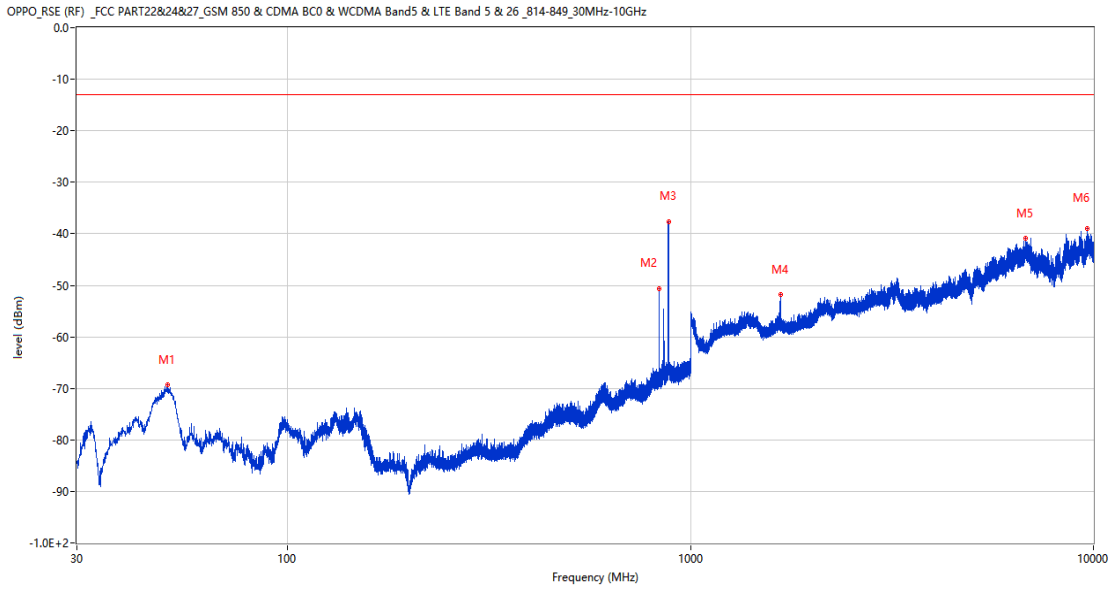
| Frequency (MHz) | Result (dBm) | Factor (dB) | PK Limit (dBm) | Over Limit (dB) | Table (o) | ANT        | EUT        | Verdict |
|-----------------|--------------|-------------|----------------|-----------------|-----------|------------|------------|---------|
| 133.839         | -72.36       | -16.92      | -13.0          | -59.36          | 125.00    | Horizontal | Horizontal | Pass    |
| 835.246         | -51.55       | 2.16        | -13.0          | -38.55          | 346.00    | Horizontal | Horizontal | N/A     |
| 882.775         | -38.22       | 2.78        | -13.0          | -25.22          | 37.00     | Horizontal | Horizontal | N/A     |
| 1670.700        | -45.14       | -4.28       | -13.0          | -32.14          | 292.00    | Horizontal | Horizontal | Pass    |
| 6995.800        | -40.77       | 13.81       | -13.0          | -27.77          | 300.00    | Horizontal | Horizontal | Pass    |
| 9651.100        | -39.72       | 18.22       | -13.0          | -26.72          | 14.00     | Horizontal | Horizontal | Pass    |

RSE-H&V LTE Band 5 BW3 CH20525



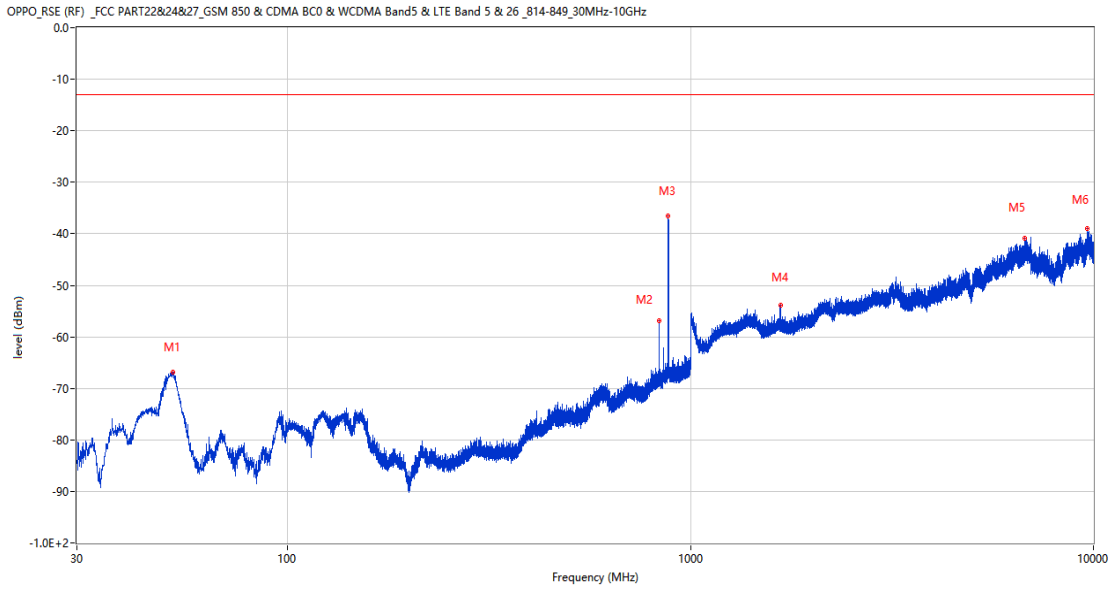
| Frequency (MHz) | Result (dBm) | Factor (dB) | PK Limit (dBm) | Over Limit (dB) | Table (o) | ANT        | EUT      | Verdict |
|-----------------|--------------|-------------|----------------|-----------------|-----------|------------|----------|---------|
| 129.619         | -71.05       | -17.94      | -13.0          | -58.05          | 144.00    | Horizontal | Vertical | Pass    |
| 835.294         | -53.20       | 2.16        | -13.0          | -40.20          | 303.00    | Horizontal | Vertical | N/A     |
| 882.145         | -36.77       | 2.78        | -13.0          | -23.77          | 43.00     | Horizontal | Vertical | N/A     |
| 1670.700        | -51.07       | -4.28       | -13.0          | -38.07          | 187.00    | Horizontal | Vertical | Pass    |
| 6821.800        | -41.03       | 13.07       | -13.0          | -28.03          | 126.00    | Horizontal | Vertical | Pass    |
| 9653.049        | -39.61       | 18.27       | -13.0          | -26.61          | 312.00    | Horizontal | Vertical | Pass    |

RSE-V&V LTE Band 5 BW3 CH20525



| Frequency (MHz) | Result (dBm) | Factor (dB) | PK Limit (dBm) | Over Limit (dB) | Table (o) | ANT      | EUT      | Verdict |
|-----------------|--------------|-------------|----------------|-----------------|-----------|----------|----------|---------|
| 50.419          | -69.36       | -15.19      | -13.0          | -56.36          | 41.00     | Vertical | Vertical | Pass    |
| 835.246         | -50.69       | 2.16        | -13.0          | -37.69          | 22.00     | Vertical | Vertical | N/A     |
| 881.854         | -37.71       | 2.76        | -13.0          | -24.71          | 54.00     | Vertical | Vertical | N/A     |
| 1671.000        | -51.87       | -4.31       | -13.0          | -38.87          | 124.00    | Vertical | Vertical | Pass    |
| 6797.200        | -40.90       | 13.08       | -13.0          | -27.90          | 264.00    | Vertical | Vertical | Pass    |
| 9671.950        | -38.96       | 18.83       | -13.0          | -25.96          | 187.00    | Vertical | Vertical | Pass    |

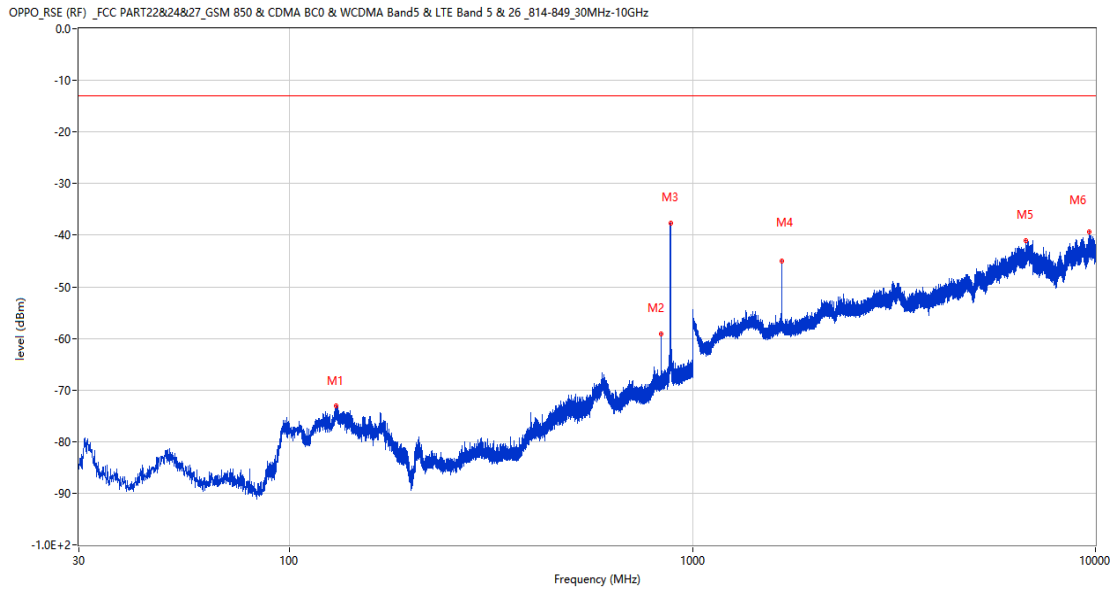
RSE-V&H LTE Band 5 BW3 CH20525



| Frequency (MHz) | Result (dBm) | Factor (dB) | PK Limit (dBm) | Over Limit (dB) | Table (o) | ANT      | EUT        | Verdict |
|-----------------|--------------|-------------|----------------|-----------------|-----------|----------|------------|---------|
| 51.825          | -66.76       | -15.03      | -13.0          | -53.76          | 115.00    | Vertical | Horizontal | Pass    |
| 835.246         | -56.92       | 2.16        | -13.0          | -43.92          | 263.00    | Vertical | Horizontal | N/A     |
| 881.030         | -36.61       | 2.68        | -13.0          | -23.61          | 25.00     | Vertical | Horizontal | N/A     |
| 1670.400        | -53.83       | -4.26       | -13.0          | -40.83          | 285.00    | Vertical | Horizontal | Pass    |
| 6750.200        | -40.92       | 12.18       | -13.0          | -27.92          | 249.00    | Vertical | Horizontal | Pass    |
| 9653.650        | -39.08       | 18.29       | -13.0          | -26.08          | 319.00    | Vertical | Horizontal | Pass    |

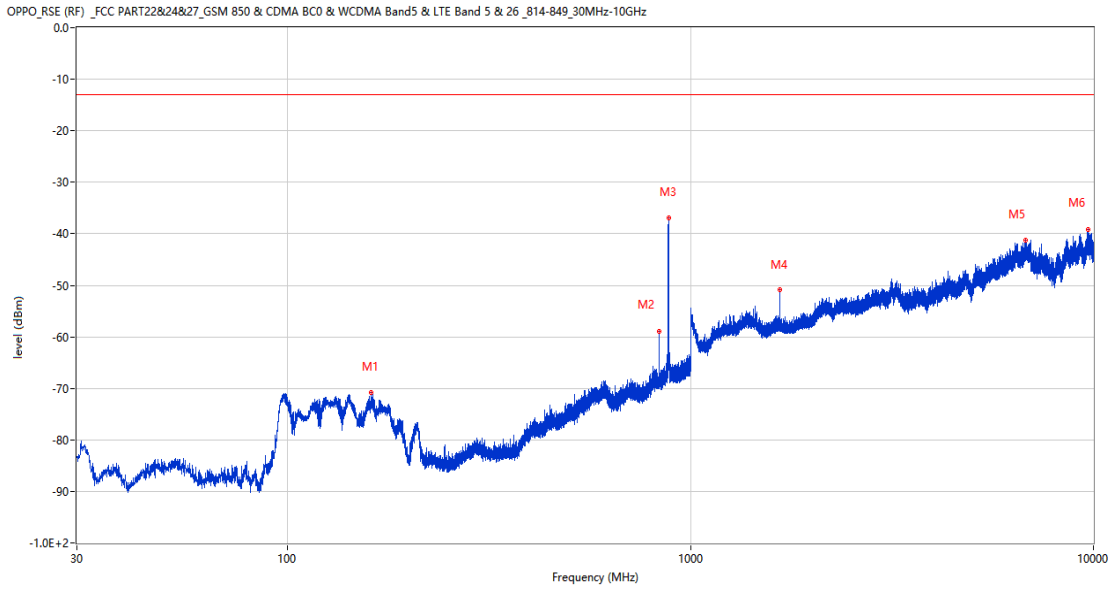
### 6.3 LTE Band 5 BW5, Middle Channel

RSE-H&H LTE Band 5 BW5 CH20525



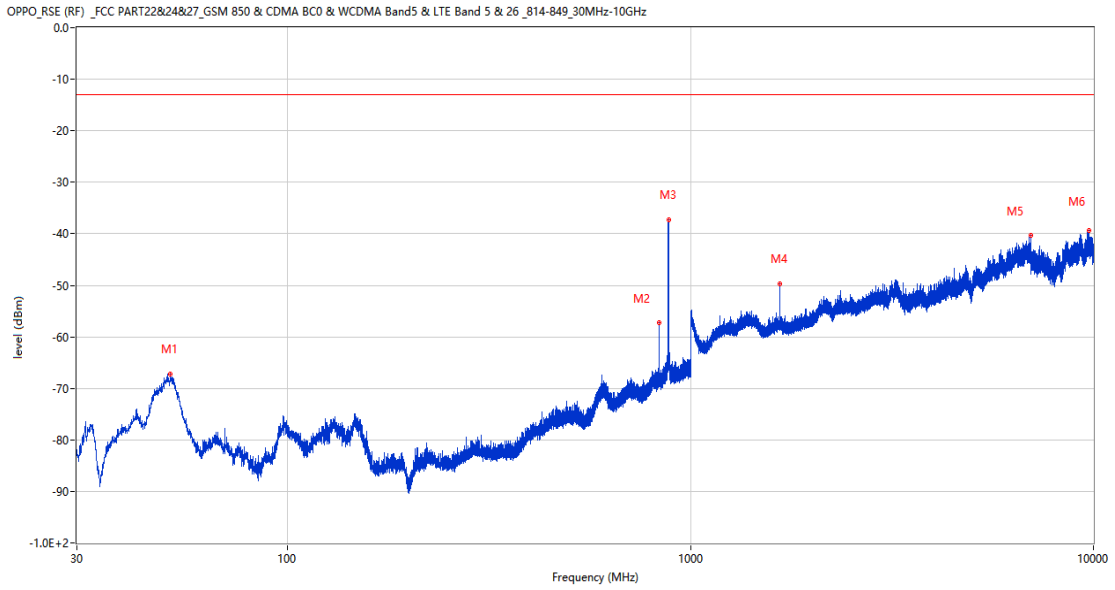
| Frequency (MHz) | Result (dBm) | Factor (dB) | PK Limit (dBm) | Over Limit (dB) | Table (o) | ANT        | EUT        | Verdict |
|-----------------|--------------|-------------|----------------|-----------------|-----------|------------|------------|---------|
| 130.492         | -73.07       | -17.75      | -13.0          | -60.07          | 282.00    | Horizontal | Horizontal | Pass    |
| 834.324         | -59.21       | 2.15        | -13.0          | -46.21          | 338.00    | Horizontal | Horizontal | N/A     |
| 883.067         | -37.72       | 2.78        | -13.0          | -24.72          | 23.00     | Horizontal | Horizontal | N/A     |
| 1668.900        | -49.31       | -4.24       | -13.0          | -36.31          | 12.00     | Horizontal | Horizontal | Pass    |
| 6718.600        | -40.96       | 11.02       | -13.0          | -27.96          | 299.00    | Horizontal | Horizontal | Pass    |
| 9652.000        | -39.42       | 18.25       | -13.0          | -26.42          | 61.00     | Horizontal | Horizontal | Pass    |

RSE-H&V LTE Band 5 BW5 CH20525



| Frequency (MHz) | Result (dBm) | Factor (dB) | PK Limit (dBm) | Over Limit (dB) | Table (o) | ANT        | EUT      | Verdict |
|-----------------|--------------|-------------|----------------|-----------------|-----------|------------|----------|---------|
| 161.241         | -70.90       | -15.67      | -13.0          | -57.90          | 107.00    | Horizontal | Vertical | Pass    |
| 834.276         | -58.98       | 2.15        | -13.0          | -45.98          | 308.00    | Horizontal | Vertical | N/A     |
| 881.903         | -36.93       | 2.76        | -13.0          | -23.93          | 58.00     | Horizontal | Vertical | N/A     |
| 1668.700        | -50.87       | -4.23       | -13.0          | -37.87          | 179.00    | Horizontal | Vertical | Pass    |
| 6803.200        | -41.24       | 13.12       | -13.0          | -28.24          | 174.00    | Horizontal | Vertical | Pass    |
| 9716.500        | -39.23       | 18.54       | -13.0          | -26.23          | 44.00     | Horizontal | Vertical | Pass    |

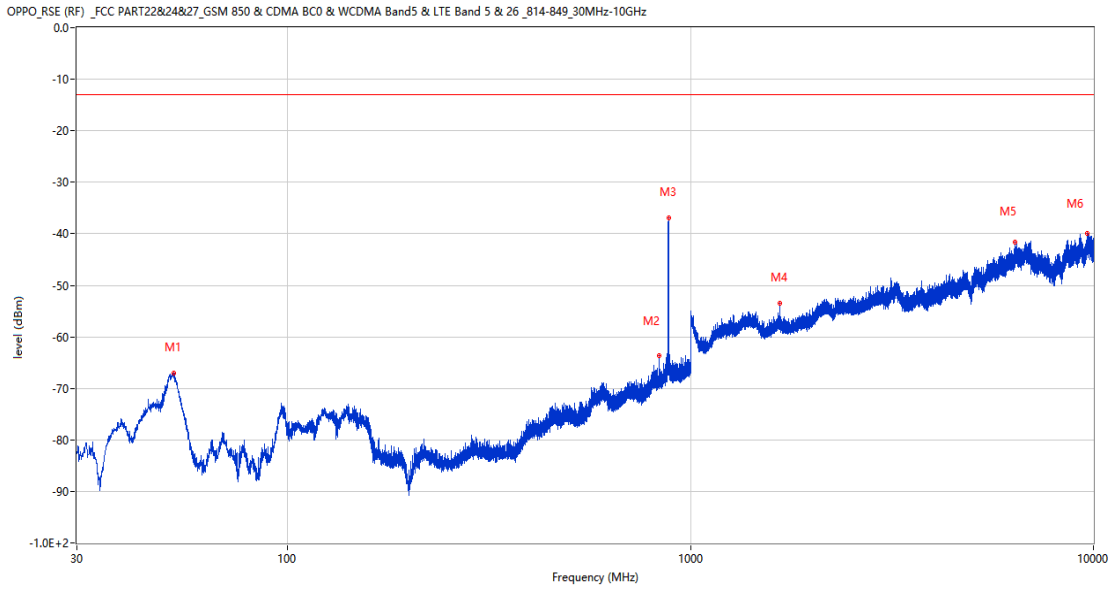
RSE-V&V LTE Band 5 BW5 CH20525



| Frequency (MHz) | Result (dBm) | Factor (dB) | PK Limit (dBm) | Over Limit (dB) | Table (o) | ANT      | EUT      | Verdict |
|-----------------|--------------|-------------|----------------|-----------------|-----------|----------|----------|---------|
| 51.194          | -67.22       | -15.09      | -13.0          | -54.22          | 86.00     | Vertical | Vertical | Pass    |
| 834.276         | -57.30       | 2.15        | -13.0          | -44.30          | 170.00    | Vertical | Vertical | N/A     |
| 882.339         | -37.38       | 2.78        | -13.0          | -24.38          | 51.00     | Vertical | Vertical | N/A     |
| 1669.000        | -49.63       | -4.24       | -13.0          | -36.63          | 317.00    | Vertical | Vertical | Pass    |
| 6997.600        | -40.32       | 13.96       | -13.0          | -27.32          | 5.00      | Vertical | Vertical | Pass    |
| 9743.950        | -39.36       | 18.42       | -13.0          | -26.36          | 193.00    | Vertical | Vertical | Pass    |



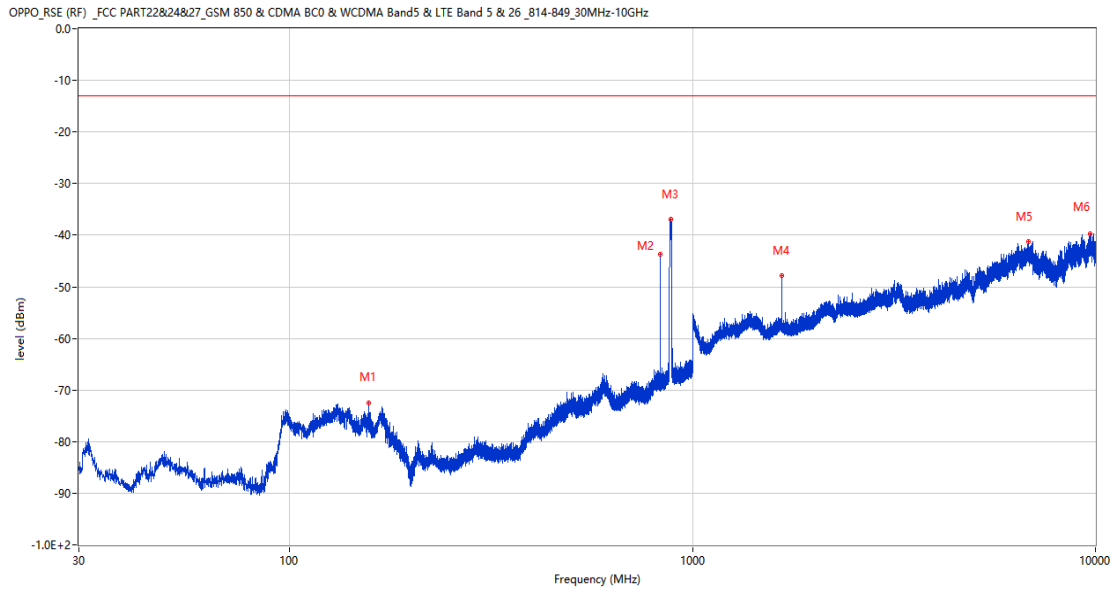
RSE-V&H LTE Band 5 BW5 CH20525



| Frequency (MHz) | Result (dBm) | Factor (dB) | PK Limit (dBm) | Over Limit (dB) | Table (o) | ANT      | EUT        | Verdict |
|-----------------|--------------|-------------|----------------|-----------------|-----------|----------|------------|---------|
| 52.116          | -67.09       | -15.00      | -13.0          | -54.09          | 72.00     | Vertical | Horizontal | Pass    |
| 834.324         | -63.74       | 2.15        | -13.0          | -50.74          | 192.00    | Vertical | Horizontal | N/A     |
| 881.999         | -36.84       | 2.77        | -13.0          | -23.84          | 23.00     | Vertical | Horizontal | N/A     |
| 1668.600        | -53.54       | -4.23       | -13.0          | -40.54          | 117.00    | Vertical | Horizontal | Pass    |
| 6393.400        | -41.53       | 11.41       | -13.0          | -28.53          | 135.00    | Vertical | Horizontal | Pass    |
| 9658.450        | -40.00       | 18.42       | -13.0          | -27.00          | 360.00    | Vertical | Horizontal | Pass    |

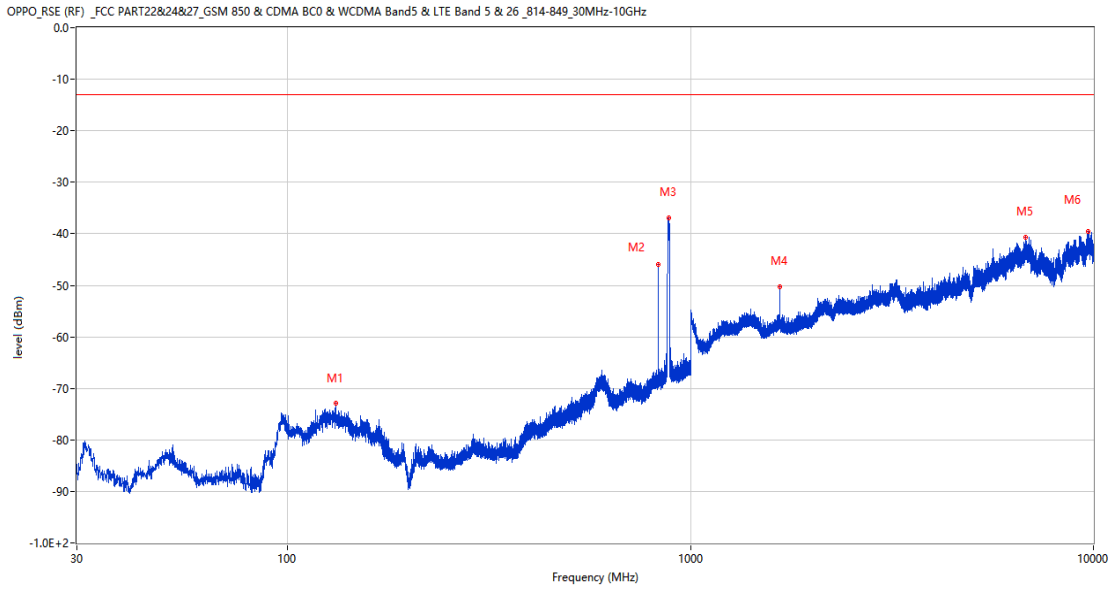
## 6.4 LTE Band 5 BW10, Middle Channel

RSE-H&H LTE Band 5 BW10 CH20525



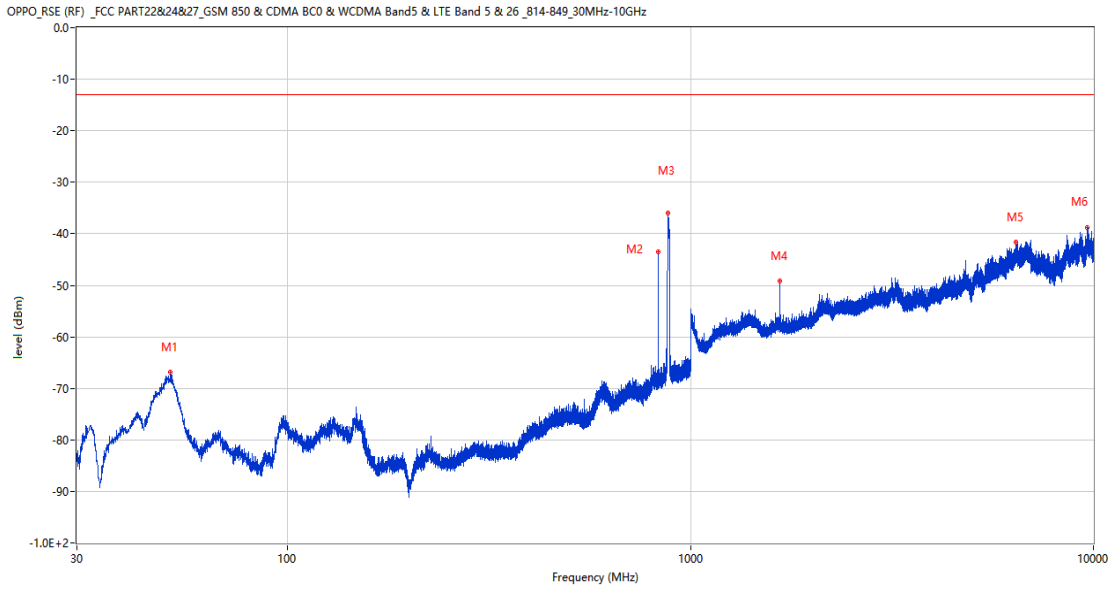
| Frequency (MHz) | Result (dBm) | Factor (dB) | PK Limit (dBm) | Over Limit (dB) | Table (o) | ANT        | EUT        | Verdict |
|-----------------|--------------|-------------|----------------|-----------------|-----------|------------|------------|---------|
| 157.070         | -72.43       | -15.75      | -13.0          | -59.43          | 136.00    | Horizontal | Horizontal | Pass    |
| 832.093         | -43.75       | 2.12        | -13.0          | -30.75          | 344.00    | Horizontal | Horizontal | N/A     |
| 885.443         | -36.94       | 2.75        | -13.0          | -23.94          | 28.00     | Horizontal | Horizontal | N/A     |
| 1664.500        | -47.85       | -4.21       | -13.0          | -34.85          | 299.00    | Horizontal | Horizontal | Pass    |
| 6828.600        | -41.27       | 12.72       | -13.0          | -28.27          | 319.00    | Horizontal | Horizontal | Pass    |
| 9690.401        | -39.82       | 18.94       | -13.0          | -26.82          | 327.00    | Horizontal | Horizontal | Pass    |

RSE-H&V LTE Band 5 BW10 CH20525



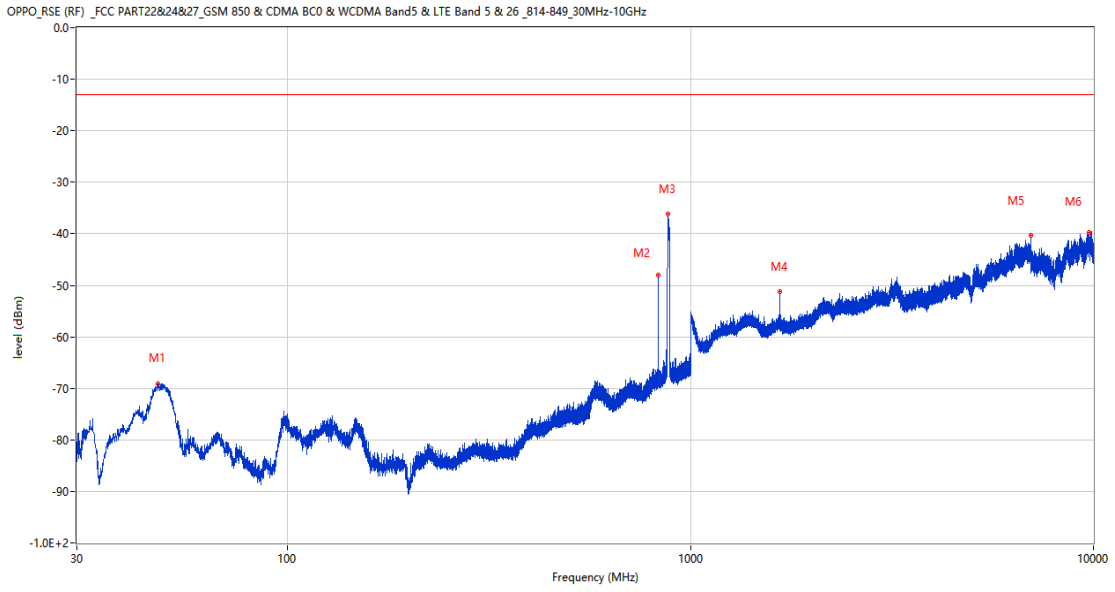
| Frequency (MHz) | Result (dBm) | Factor (dB) | PK Limit (dBm) | Over Limit (dB) | Table (o) | ANT        | EUT      | Verdict |
|-----------------|--------------|-------------|----------------|-----------------|-----------|------------|----------|---------|
| 131.995         | -72.94       | -17.37      | -13.0          | -59.94          | 283.00    | Horizontal | Vertical | Pass    |
| 832.093         | -46.01       | 2.12        | -13.0          | -33.01          | 300.00    | Horizontal | Vertical | N/A     |
| 883.551         | -36.90       | 2.77        | -13.0          | -23.90          | 38.00     | Horizontal | Vertical | N/A     |
| 1664.500        | -50.20       | -4.21       | -13.0          | -37.20          | 180.00    | Horizontal | Vertical | Pass    |
| 6790.000        | -40.68       | 12.84       | -13.0          | -27.68          | 247.00    | Horizontal | Vertical | Pass    |
| 9681.401        | -39.61       | 19.06       | -13.0          | -26.61          | 348.00    | Horizontal | Vertical | Pass    |

RSE-V&V LTE Band 5 BW10 CH20525



| Frequency (MHz) | Result (dBm) | Factor (dB) | PK Limit (dBm) | Over Limit (dB) | Table (o) | ANT      | EUT      | Verdict |
|-----------------|--------------|-------------|----------------|-----------------|-----------|----------|----------|---------|
| 51.243          | -66.87       | -15.09      | -13.0          | -53.87          | 121.00    | Vertical | Vertical | Pass    |
| 832.044         | -43.57       | 2.12        | -13.0          | -30.57          | 172.00    | Vertical | Vertical | N/A     |
| 880.981         | -36.06       | 2.68        | -13.0          | -23.06          | 49.00     | Vertical | Vertical | N/A     |
| 1664.300        | -49.19       | -4.21       | -13.0          | -36.19          | 94.00     | Vertical | Vertical | Pass    |
| 6422.600        | -41.63       | 11.64       | -13.0          | -28.63          | 180.00    | Vertical | Vertical | Pass    |
| 9657.400        | -38.79       | 18.40       | -13.0          | -25.79          | 191.00    | Vertical | Vertical | Pass    |

RSE-V&H LTE Band 5 BW10 CH20525

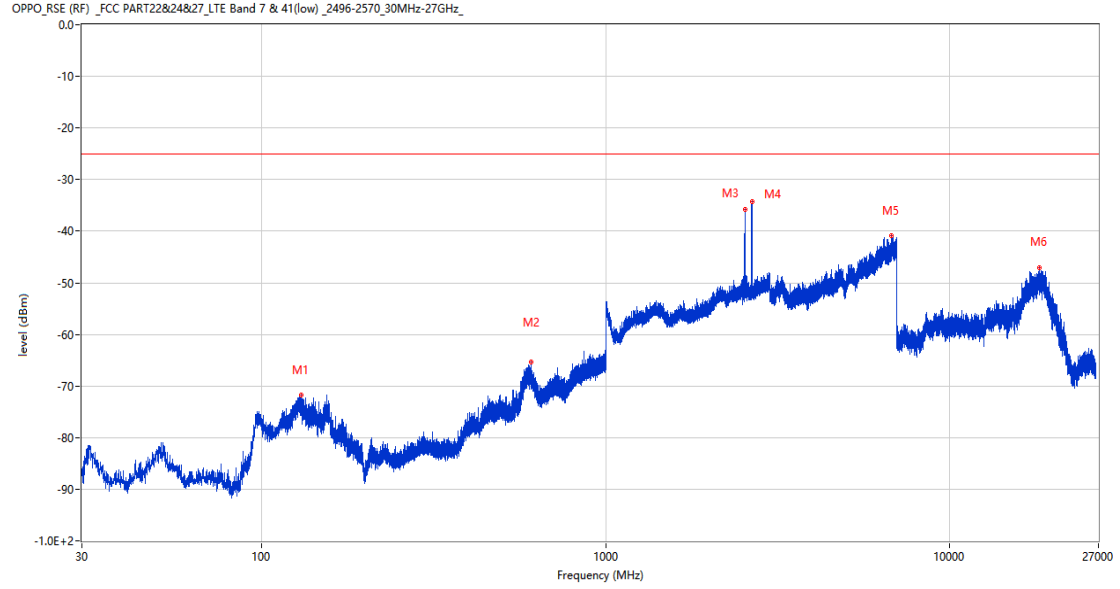


| Frequency (MHz) | Result (dBm) | Factor (dB) | PK Limit (dBm) | Over Limit (dB) | Table (o) | ANT      | EUT        | Verdict |
|-----------------|--------------|-------------|----------------|-----------------|-----------|----------|------------|---------|
| 47.703          | -69.21       | -16.19      | -13.0          | -56.21          | 120.00    | Vertical | Horizontal | Pass    |
| 832.093         | -48.06       | 2.12        | -13.0          | -35.06          | 195.00    | Vertical | Horizontal | N/A     |
| 878.604         | -36.24       | 2.61        | -13.0          | -23.24          | 30.00     | Vertical | Horizontal | N/A     |
| 1664.100        | -51.27       | -4.20       | -13.0          | -38.27          | 300.00    | Vertical | Horizontal | Pass    |
| 6981.400        | -40.23       | 13.52       | -13.0          | -27.23          | 327.00    | Vertical | Horizontal | Pass    |
| 9730.300        | -39.80       | 18.42       | -13.0          | -26.80          | 119.00    | Vertical | Horizontal | Pass    |

## 7 LTE Band 7

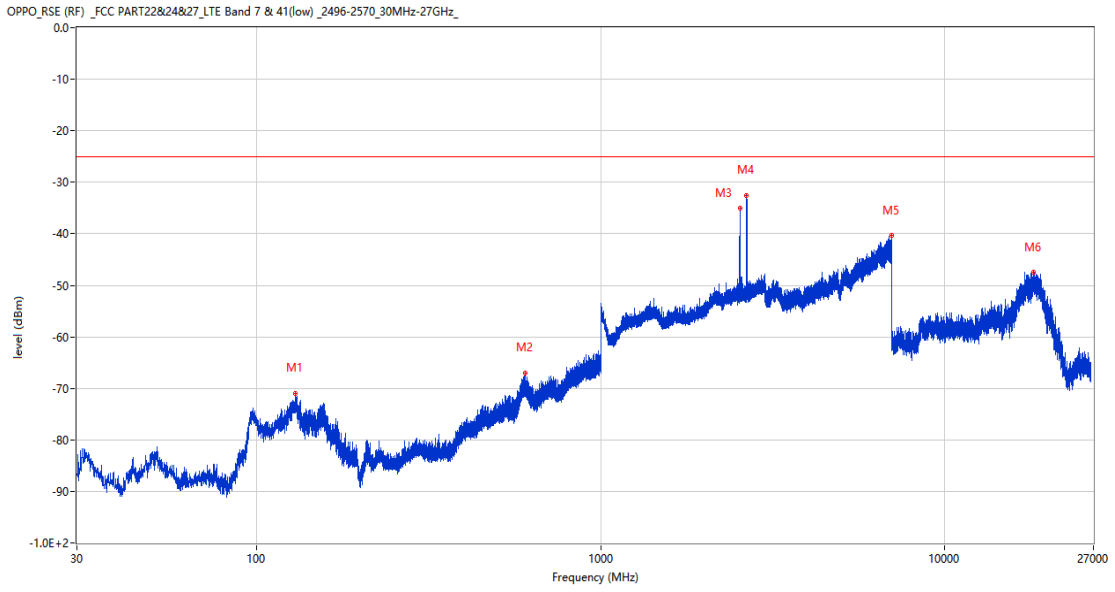
### 7.1 LTE Band 7 BW5, Middle Channel

RSE-H&H LTE Band 7 BW5 CH21100



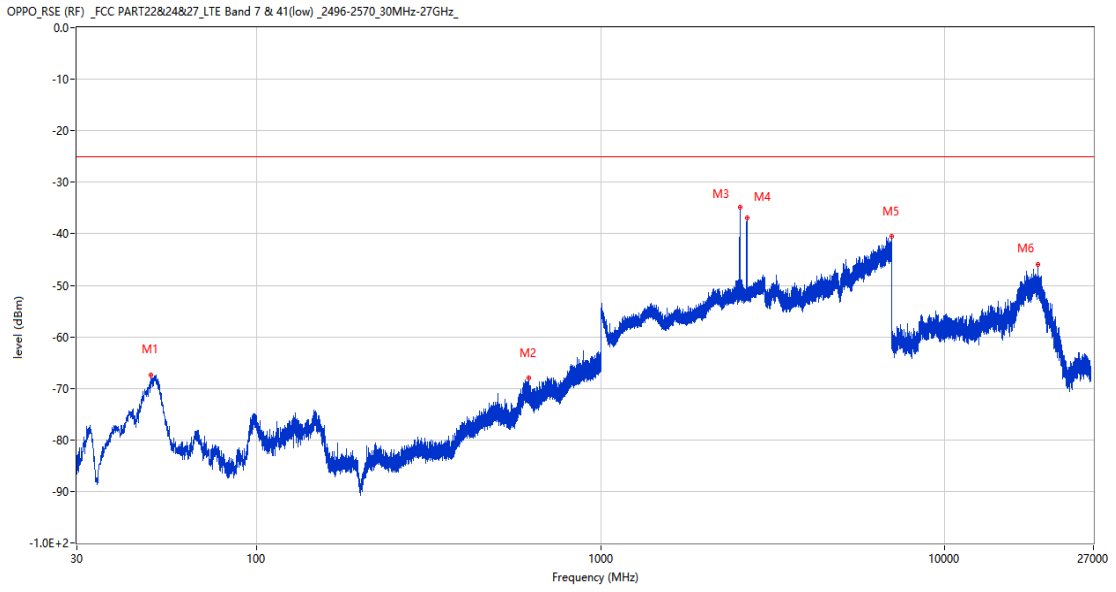
| Frequency (MHz) | Result (dBm) | Factor (dB) | PK Limit (dBm) | Over Limit (dB) | Table (o) | ANT        | EUT        | Verdict |
|-----------------|--------------|-------------|----------------|-----------------|-----------|------------|------------|---------|
| 130.395         | -71.79       | -17.48      | -25.0          | -46.79          | 111.00    | Horizontal | Horizontal | Pass    |
| 605.307         | -65.42       | -2.58       | -25.0          | -40.42          | 23.00     | Horizontal | Horizontal | Pass    |
| 2533.000        | -35.81       | 3.56        | -25.0          | -10.81          | 123.00    | Horizontal | Horizontal | N/A     |
| 2655.800        | -34.21       | 2.54        | -25.0          | -9.21           | 255.00    | Horizontal | Horizontal | N/A     |
| 6748.400        | -40.82       | 12.09       | -25.0          | -15.82          | 269.00    | Horizontal | Horizontal | Pass    |
| 18206.550       | -47.10       | 10.29       | -25.0          | -22.10          | 309.00    | Horizontal | Horizontal | Pass    |

RSE-H&V LTE Band 7 BW5 CH21100



| Frequency (MHz) | Result (dBm) | Factor (dB) | PK Limit (dBm) | Over Limit (dB) | Table (o) | ANT        | EUT      | Verdict |
|-----------------|--------------|-------------|----------------|-----------------|-----------|------------|----------|---------|
| 129.328         | -70.96       | -17.68      | -25.0          | -45.96          | 114.00    | Horizontal | Vertical | Pass    |
| 601.864         | -67.04       | -2.52       | -25.0          | -42.04          | 264.00    | Horizontal | Vertical | Pass    |
| 2533.100        | -35.08       | 3.56        | -25.0          | -10.08          | 312.00    | Horizontal | Vertical | N/A     |
| 2653.600        | -32.60       | 2.57        | -25.0          | -7.60           | 332.00    | Horizontal | Vertical | N/A     |
| 6997.000        | -40.29       | 13.91       | -25.0          | -15.29          | 286.00    | Horizontal | Vertical | Pass    |
| 18050.150       | -47.43       | 10.60       | -25.0          | -22.43          | 117.00    | Horizontal | Vertical | Pass    |

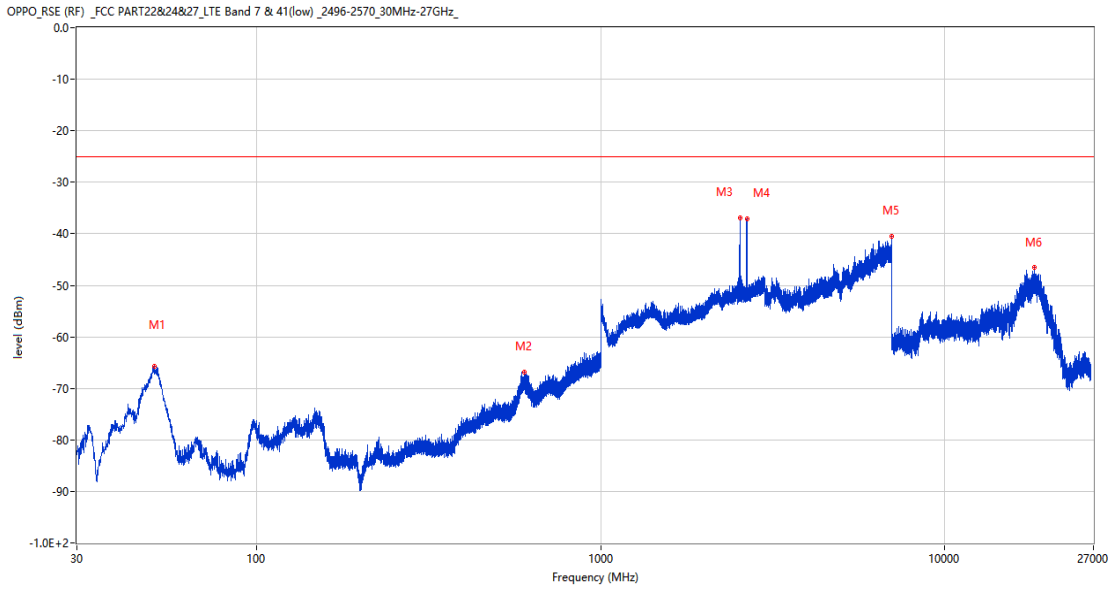
RSE-V&V LTE Band 7 BW5 CH21100



| Frequency (MHz) | Result (dBm) | Factor (dB) | PK Limit (dBm) | Over Limit (dB) | Table (o) | ANT      | EUT      | Verdict |
|-----------------|--------------|-------------|----------------|-----------------|-----------|----------|----------|---------|
| 49.255          | -67.43       | -15.31      | -25.0          | -42.43          | 64.00     | Vertical | Vertical | Pass    |
| 618.305         | -68.07       | -1.96       | -25.0          | -43.07          | 64.00     | Vertical | Vertical | Pass    |
| 2533.000        | -34.91       | 3.56        | -25.0          | -9.91           | 326.00    | Vertical | Vertical | N/A     |
| 2656.000        | -36.88       | 2.54        | -25.0          | -11.88          | 75.00     | Vertical | Vertical | N/A     |
| 6999.400        | -40.49       | 13.92       | -25.0          | -15.49          | 170.00    | Vertical | Vertical | Pass    |
| 18607.325       | -45.93       | 9.50        | -25.0          | -20.93          | 277.00    | Vertical | Vertical | Pass    |



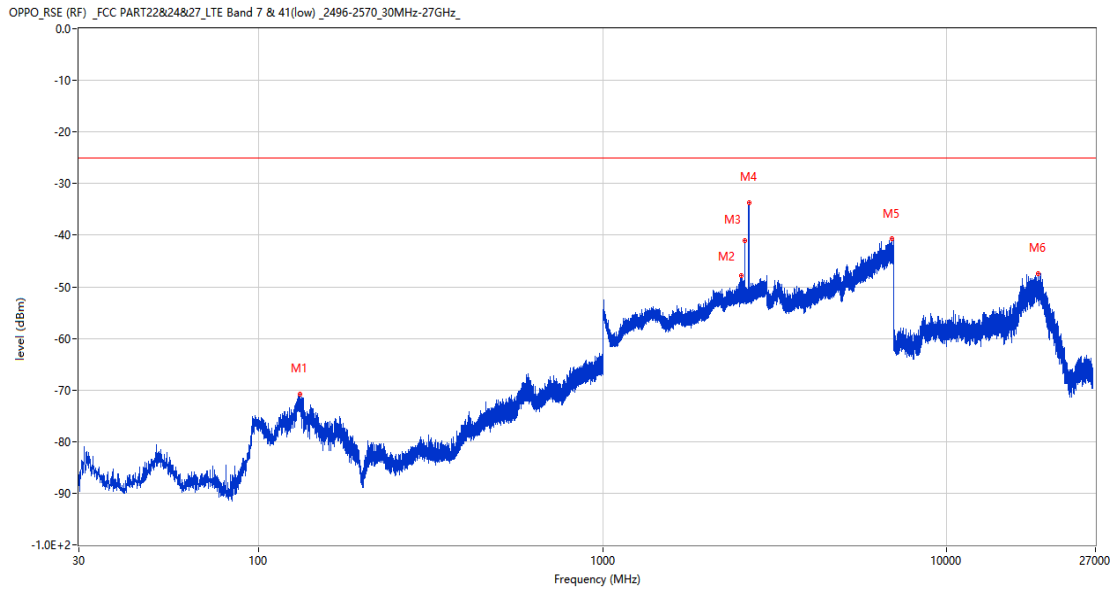
RSE-V&H LTE Band 7 BW5 CH21100



| Frequency (MHz) | Result (dBm) | Factor (dB) | PK Limit (dBm) | Over Limit (dB) | Table (o) | ANT      | EUT        | Verdict |
|-----------------|--------------|-------------|----------------|-----------------|-----------|----------|------------|---------|
| 50.467          | -65.74       | -14.90      | -25.0          | -40.74          | 72.00     | Vertical | Horizontal | Pass    |
| 598.274         | -66.80       | -2.74       | -25.0          | -41.80          | 117.00    | Vertical | Horizontal | Pass    |
| 2533.000        | -36.86       | 3.56        | -25.0          | -11.86          | 259.00    | Vertical | Horizontal | N/A     |
| 2655.700        | -37.10       | 2.54        | -25.0          | -12.10          | 70.00     | Vertical | Horizontal | N/A     |
| 6992.400        | -40.45       | 13.92       | -25.0          | -15.45          | 221.00    | Vertical | Horizontal | Pass    |
| 18183.600       | -46.56       | 10.34       | -25.0          | -21.56          | 172.00    | Vertical | Horizontal | Pass    |

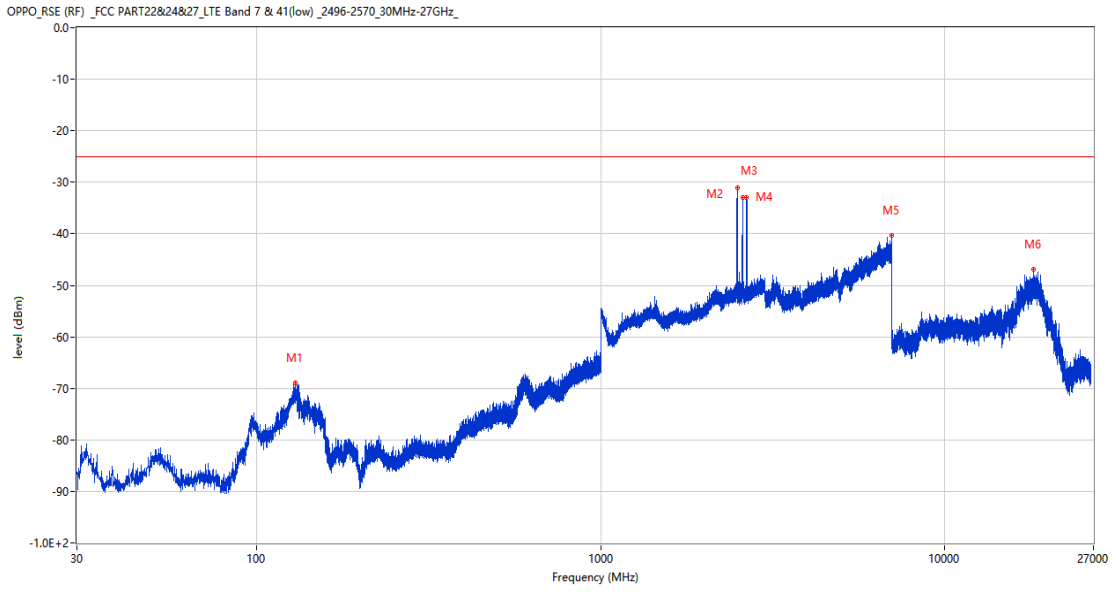
## 7.2 LTE Band 7 BW10, Middle Channel

RSE-H&H LTE Band 7 BW10 CH21100



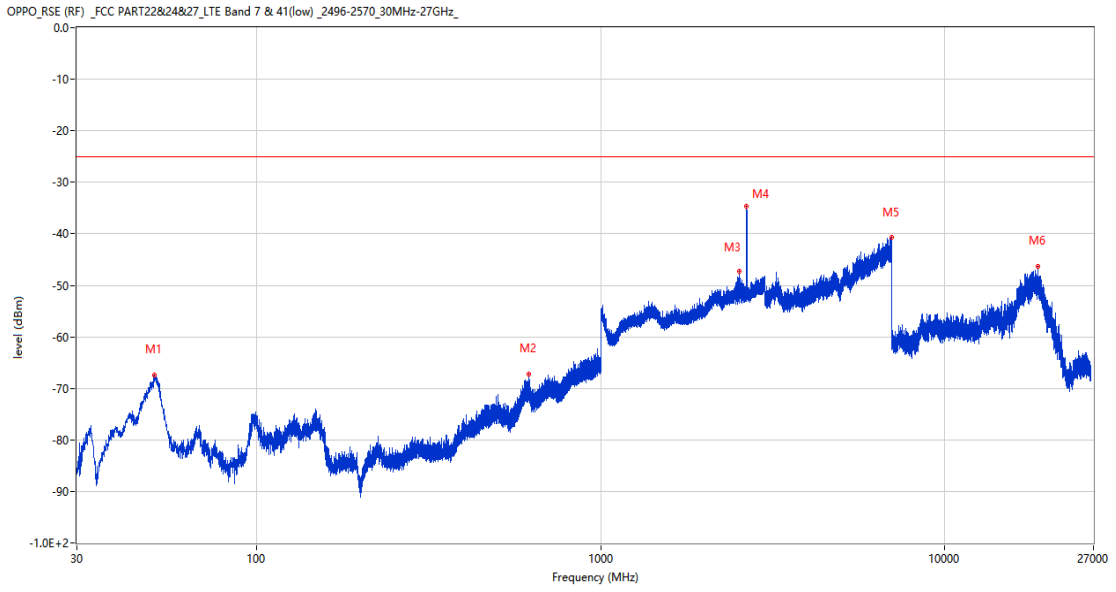
| Frequency (MHz) | Result (dBm) | Factor (dB) | PK Limit (dBm) | Over Limit (dB) | Table (o) | ANT        | EUT        | Verdict |
|-----------------|--------------|-------------|----------------|-----------------|-----------|------------|------------|---------|
| 132.044         | -70.89       | -16.99      | -25.0          | -45.89          | 186.00    | Horizontal | Horizontal | Pass    |
| 2530.700        | -47.80       | 3.54        | -25.0          | -22.80          | 100.00    | Horizontal | Horizontal | N/A     |
| 2585.600        | -41.02       | 2.78        | -25.0          | -16.02          | 301.00    | Horizontal | Horizontal | N/A     |
| 2655.900        | -33.76       | 2.54        | -25.0          | -8.76           | 245.00    | Horizontal | Horizontal | N/A     |
| 6924.200        | -40.61       | 12.48       | -25.0          | -15.61          | 249.00    | Horizontal | Horizontal | Pass    |
| 18371.025       | -47.53       | 9.97        | -25.0          | -22.53          | 93.00     | Horizontal | Horizontal | Pass    |

RSE-H&V LTE Band 7 BW10 CH21100



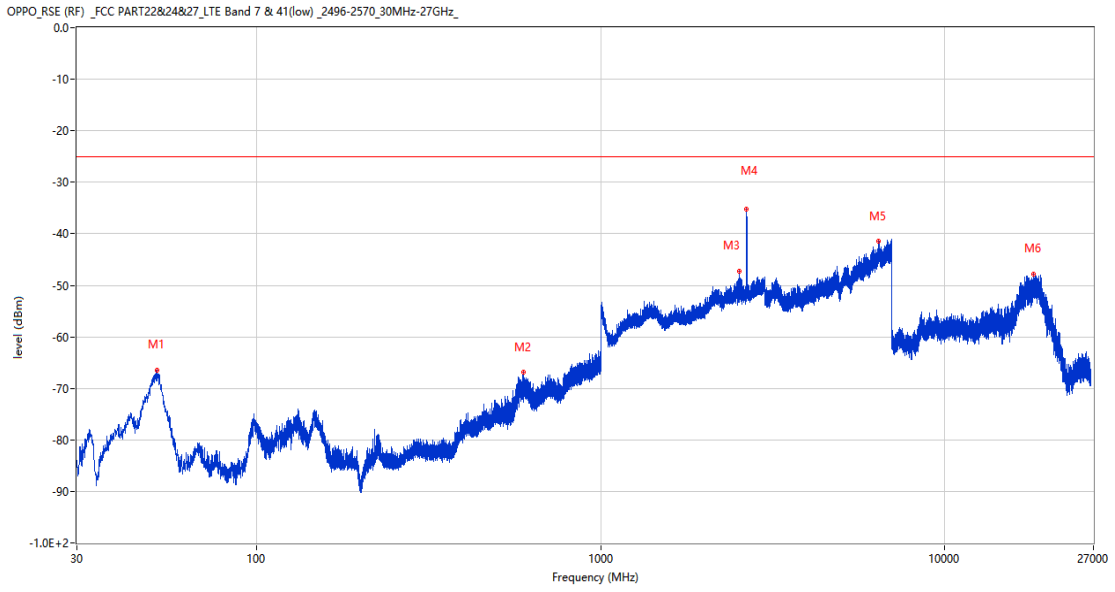
| Frequency (MHz) | Result (dBm) | Factor (dB) | PK Limit (dBm) | Over Limit (dB) | Table (o) | ANT        | EUT      | Verdict |
|-----------------|--------------|-------------|----------------|-----------------|-----------|------------|----------|---------|
| 129.279         | -68.96       | -17.69      | -25.0          | -43.96          | 285.00    | Horizontal | Vertical | Pass    |
| 2488.600        | -31.07       | 3.08        | -25.0          | -6.07           | 313.00    | Horizontal | Vertical | N/A     |
| 2580.100        | -33.02       | 3.82        | -25.0          | -8.02           | 168.00    | Horizontal | Vertical | N/A     |
| 2654.400        | -32.90       | 2.53        | -25.0          | -7.90           | 335.00    | Horizontal | Vertical | N/A     |
| 6991.000        | -40.34       | 13.89       | -25.0          | -15.34          | 81.00     | Horizontal | Vertical | Pass    |
| 18087.551       | -46.90       | 10.53       | -25.0          | -21.90          | 251.00    | Horizontal | Vertical | Pass    |

RSE-V&V LTE Band 7 BW10 CH21100



| Frequency (MHz) | Result (dBm) | Factor (dB) | PK Limit (dBm) | Over Limit (dB) | Table (o) | ANT      | EUT      | Verdict |
|-----------------|--------------|-------------|----------------|-----------------|-----------|----------|----------|---------|
| 50.273          | -67.48       | -14.93      | -25.0          | -42.48          | 132.00    | Vertical | Vertical | Pass    |
| 617.529         | -67.29       | -2.06       | -25.0          | -42.29          | 62.00     | Vertical | Vertical | Pass    |
| 2531.000        | -47.34       | 3.54        | -25.0          | -22.34          | 331.00    | Vertical | Vertical | N/A     |
| 2652.100        | -34.72       | 2.63        | -25.0          | -9.72           | 65.00     | Vertical | Vertical | N/A     |
| 6998.000        | -40.64       | 13.96       | -25.0          | -15.64          | 358.00    | Vertical | Vertical | Pass    |
| 18597.974       | -46.36       | 9.52        | -25.0          | -21.36          | 329.00    | Vertical | Vertical | Pass    |

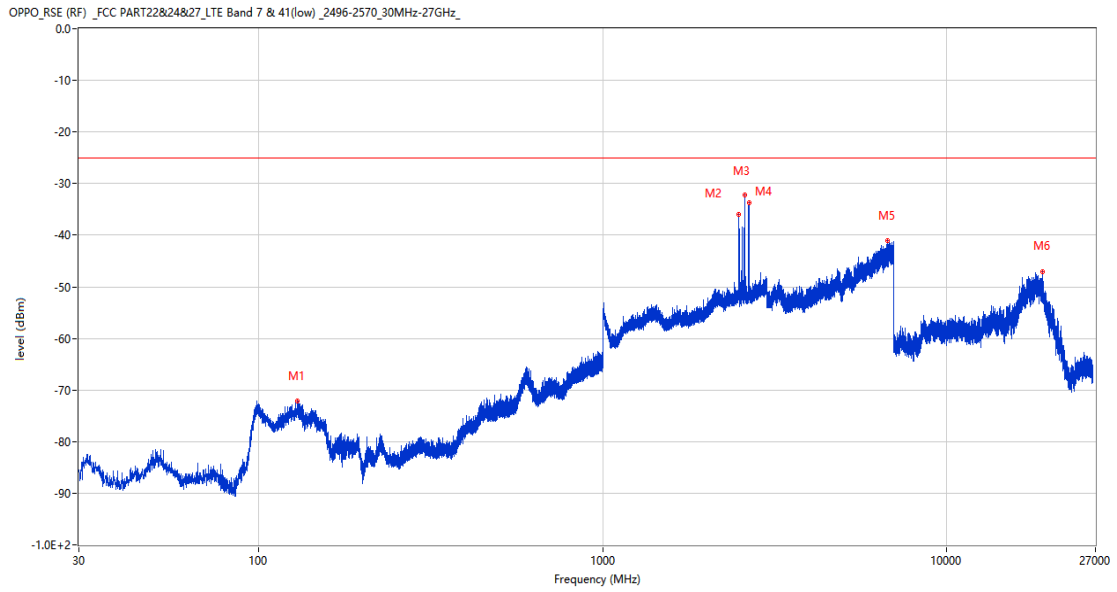
RSE-V&H LTE Band 7 BW10 CH21100



| Frequency (MHz) | Result (dBm) | Factor (dB) | PK Limit (dBm) | Over Limit (dB) | Table (o) | ANT      | EUT        | Verdict |
|-----------------|--------------|-------------|----------------|-----------------|-----------|----------|------------|---------|
| 51.389          | -66.51       | -14.78      | -25.0          | -41.51          | 81.00     | Vertical | Horizontal | Pass    |
| 596.916         | -66.86       | -2.93       | -25.0          | -41.86          | 340.00    | Vertical | Horizontal | Pass    |
| 2530.600        | -47.29       | 3.54        | -25.0          | -22.29          | 243.00    | Vertical | Horizontal | N/A     |
| 2654.500        | -35.26       | 2.53        | -25.0          | -10.26          | 59.00     | Vertical | Horizontal | N/A     |
| 6414.600        | -41.51       | 11.65       | -25.0          | -16.51          | 71.00     | Vertical | Horizontal | Pass    |
| 18116.448       | -47.91       | 10.47       | -25.0          | -22.91          | 3.00      | Vertical | Horizontal | Pass    |

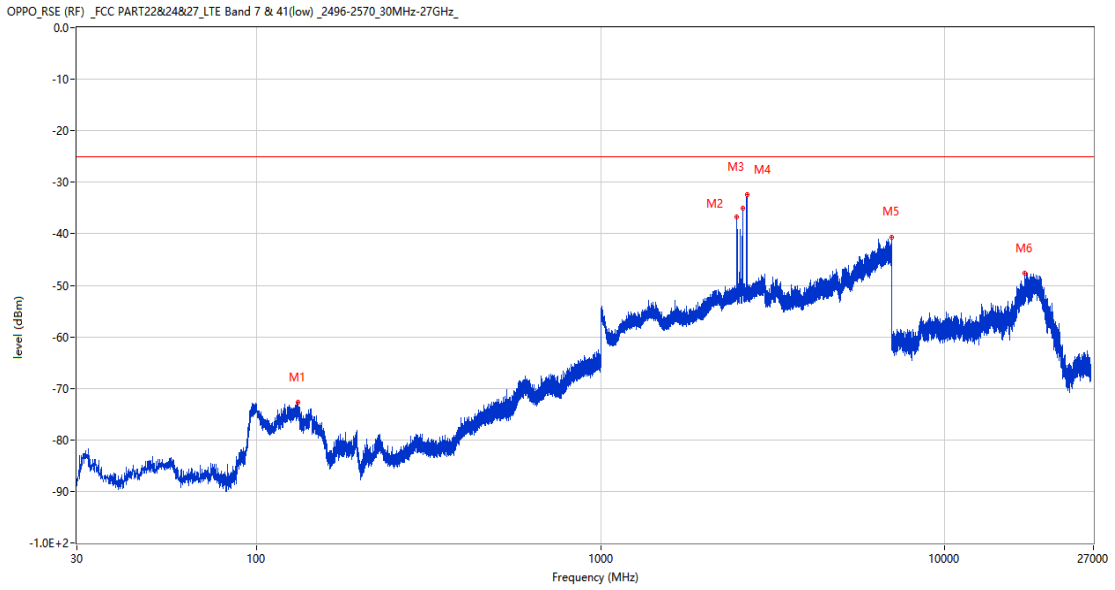
### 7.3 LTE Band 7 BW15, Middle Channel

RSE-H&H LTE Band 7 BW15 CH21100



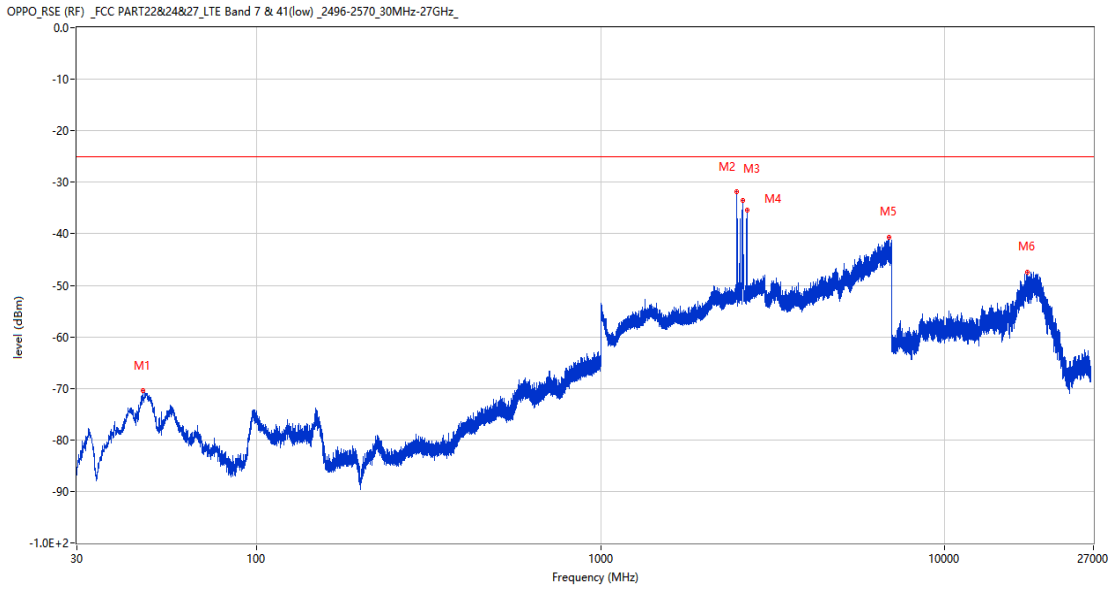
| Frequency (MHz) | Result (dBm) | Factor (dB) | PK Limit (dBm) | Over Limit (dB) | Table (o) | ANT        | EUT        | Verdict |
|-----------------|--------------|-------------|----------------|-----------------|-----------|------------|------------|---------|
| 129.231         | -72.12       | -17.69      | -25.0          | -47.12          | 140.00    | Horizontal | Horizontal | Pass    |
| 2483.000        | -36.06       | 2.64        | -25.0          | -11.06          | 112.00    | Horizontal | Horizontal | N/A     |
| 2578.100        | -32.16       | 4.06        | -25.0          | -7.16           | 100.00    | Horizontal | Horizontal | N/A     |
| 2655.800        | -33.68       | 2.54        | -25.0          | -8.68           | 257.00    | Horizontal | Horizontal | N/A     |
| 6704.800        | -41.14       | 11.27       | -25.0          | -16.14          | 77.00     | Horizontal | Horizontal | Pass    |
| 18935.425       | -47.13       | 8.85        | -25.0          | -22.13          | 16.00     | Horizontal | Horizontal | Pass    |

RSE-H&V LTE Band 7 BW15 CH21100



| Frequency (MHz) | Result (dBm) | Factor (dB) | PK Limit (dBm) | Over Limit (dB) | Table (o) | ANT        | EUT      | Verdict |
|-----------------|--------------|-------------|----------------|-----------------|-----------|------------|----------|---------|
| 130.928         | -72.74       | -17.32      | -25.0          | -47.74          | 148.00    | Horizontal | Vertical | Pass    |
| 2485.600        | -36.67       | 2.95        | -25.0          | -11.67          | 360.00    | Horizontal | Vertical | N/A     |
| 2585.600        | -35.12       | 2.78        | -25.0          | -10.12          | 314.00    | Horizontal | Vertical | N/A     |
| 2656.200        | -32.46       | 2.54        | -25.0          | -7.46           | 337.00    | Horizontal | Vertical | N/A     |
| 6989.000        | -40.70       | 13.74       | -25.0          | -15.70          | 200.00    | Horizontal | Vertical | Pass    |
| 17271.562       | -47.48       | 11.06       | -25.0          | -22.48          | 333.00    | Horizontal | Vertical | Pass    |

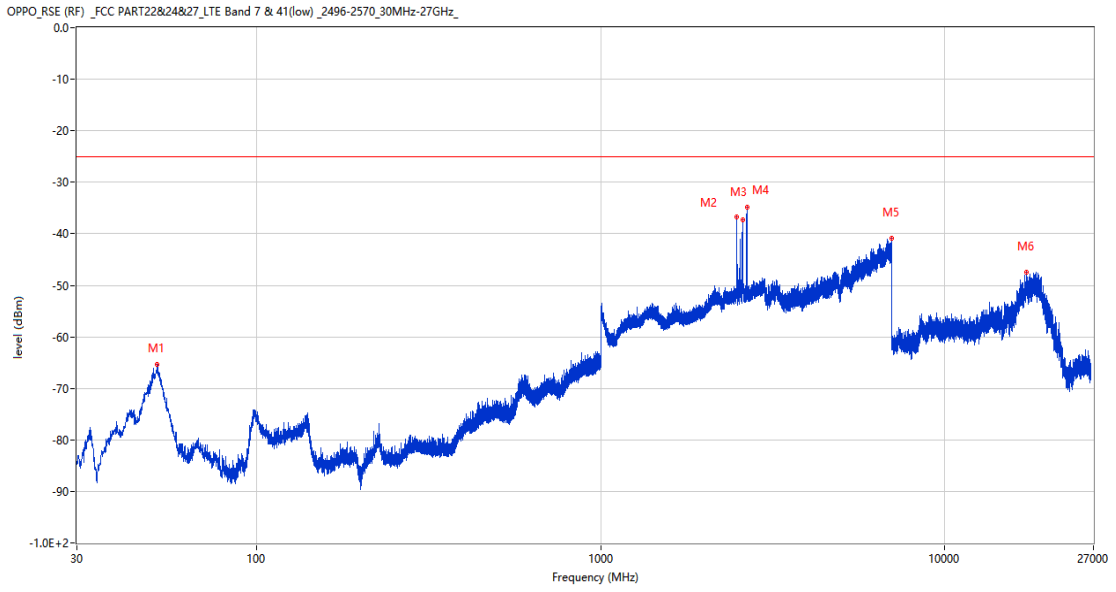
RSE-V&V LTE Band 7 BW15 CH21100



| Frequency (MHz) | Result (dBm) | Factor (dB) | PK Limit (dBm) | Over Limit (dB) | Table (o) | ANT      | EUT      | Verdict |
|-----------------|--------------|-------------|----------------|-----------------|-----------|----------|----------|---------|
| 46.733          | -70.51       | -16.15      | -25.0          | -45.51          | 61.00     | Vertical | Vertical | Pass    |
| 2485.900        | -31.79       | 2.99        | -25.0          | -6.79           | 288.00    | Vertical | Vertical | N/A     |
| 2584.000        | -33.53       | 2.99        | -25.0          | -8.53           | 324.00    | Vertical | Vertical | N/A     |
| 2656.400        | -35.38       | 2.54        | -25.0          | -10.38          | 133.00    | Vertical | Vertical | N/A     |
| 6867.400        | -40.72       | 12.09       | -25.0          | -15.72          | 166.00    | Vertical | Vertical | Pass    |
| 17347.162       | -47.50       | 10.61       | -25.0          | -22.50          | 213.00    | Vertical | Vertical | Pass    |



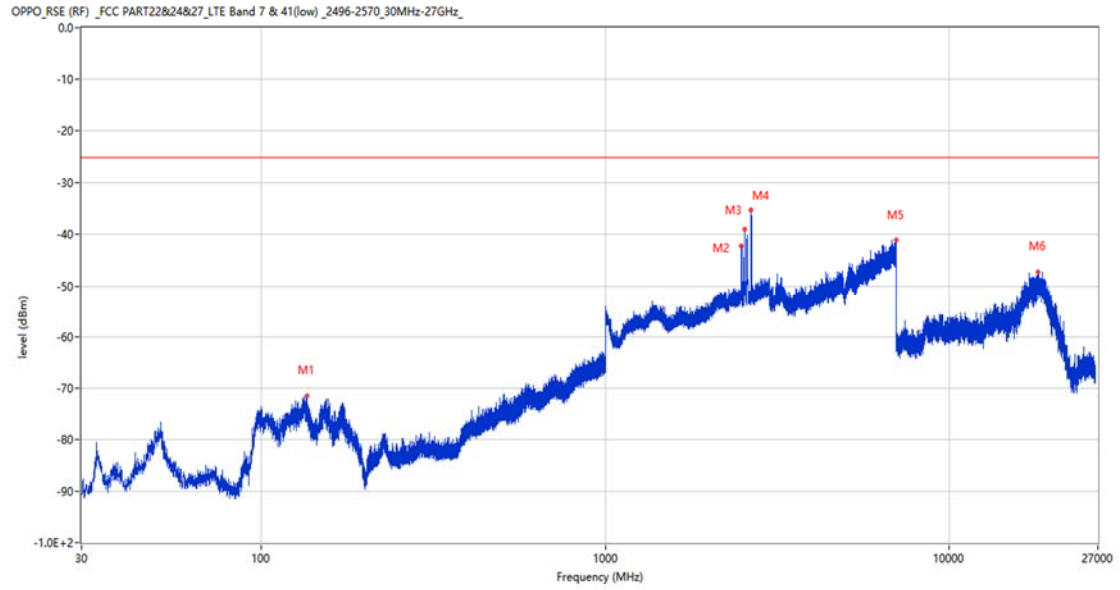
RSE-V&H LTE Band 7 BW15 CH21100



| Frequency (MHz) | Result (dBm) | Factor (dB) | PK Limit (dBm) | Over Limit (dB) | Table (o) | ANT      | EUT        | Verdict |
|-----------------|--------------|-------------|----------------|-----------------|-----------|----------|------------|---------|
| 51.583          | -65.43       | -14.76      | -25.0          | -40.43          | 54.00     | Vertical | Horizontal | Pass    |
| 2486.700        | -36.78       | 3.06        | -25.0          | -11.78          | 271.00    | Vertical | Horizontal | N/A     |
| 2579.200        | -37.35       | 3.93        | -25.0          | -12.35          | 178.00    | Vertical | Horizontal | N/A     |
| 2659.000        | -34.88       | 2.51        | -25.0          | -9.88           | 131.00    | Vertical | Horizontal | N/A     |
| 6998.200        | -40.95       | 13.95       | -25.0          | -15.95          | 346.00    | Vertical | Horizontal | Pass    |
| 17276.025       | -47.43       | 10.85       | -25.0          | -22.43          | 262.00    | Vertical | Horizontal | Pass    |

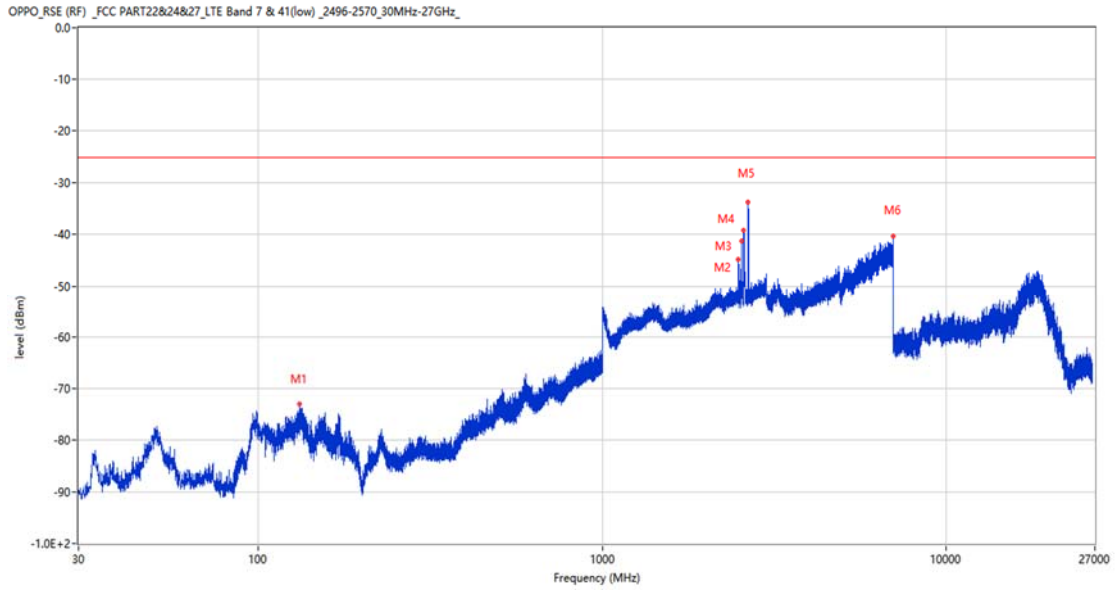
## 7.4 LTE Band 7 BW20, Middle Channel

RSE-H&H LTE Band 7 BW20 CH21100



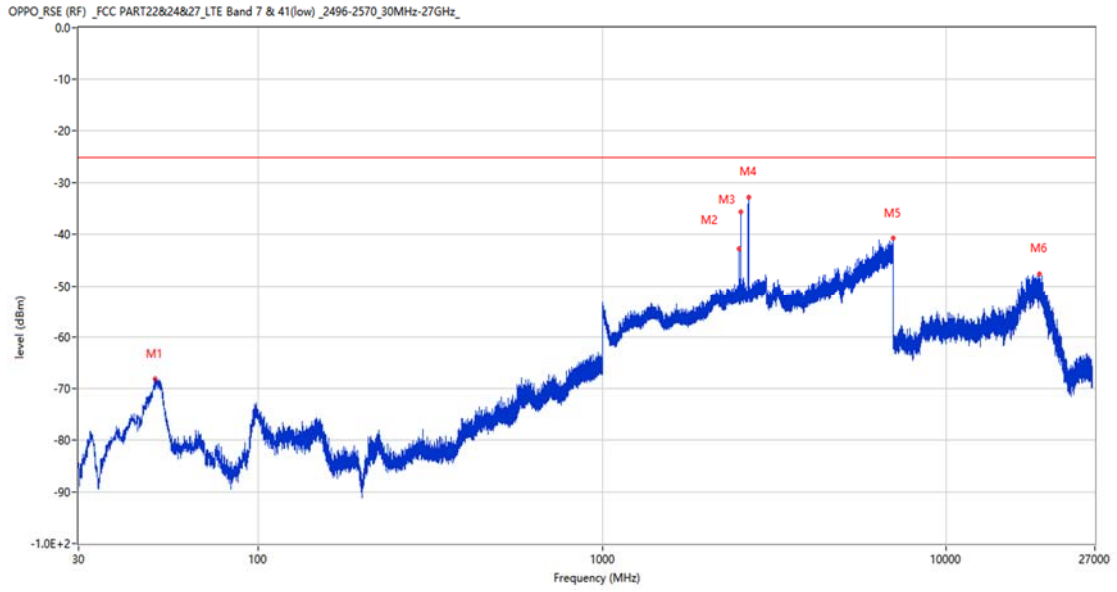
| Frequency (MHz) | Result (dBm) | Factor (dB) | PK Limit (dBm) | Over Limit (dB) | Table (o) | ANT        | EUT        | Verdict |
|-----------------|--------------|-------------|----------------|-----------------|-----------|------------|------------|---------|
| 135.294         | -71.52       | -16.31      | -25.0          | -46.52          | 304.00    | Horizontal | Horizontal | Pass    |
| 2487.900        | -42.21       | 3.07        | -25.0          | -17.21          | 109.00    | Horizontal | Horizontal | N/A     |
| 2543.600        | -39.02       | 3.67        | -25.0          | -14.02          | 237.00    | Horizontal | Horizontal | N/A     |
| 2651.500        | -35.16       | 2.59        | -25.0          | -10.16          | 237.00    | Horizontal | Horizontal | N/A     |
| 6998.800        | -41.09       | 13.94       | -25.0          | -16.09          | 146.00    | Horizontal | Horizontal | Pass    |
| 18070.974       | -47.32       | 10.56       | -25.0          | -22.32          | 144.00    | Horizontal | Horizontal | Pass    |

RSE-H&V LTE Band 7 BW20 CH21100



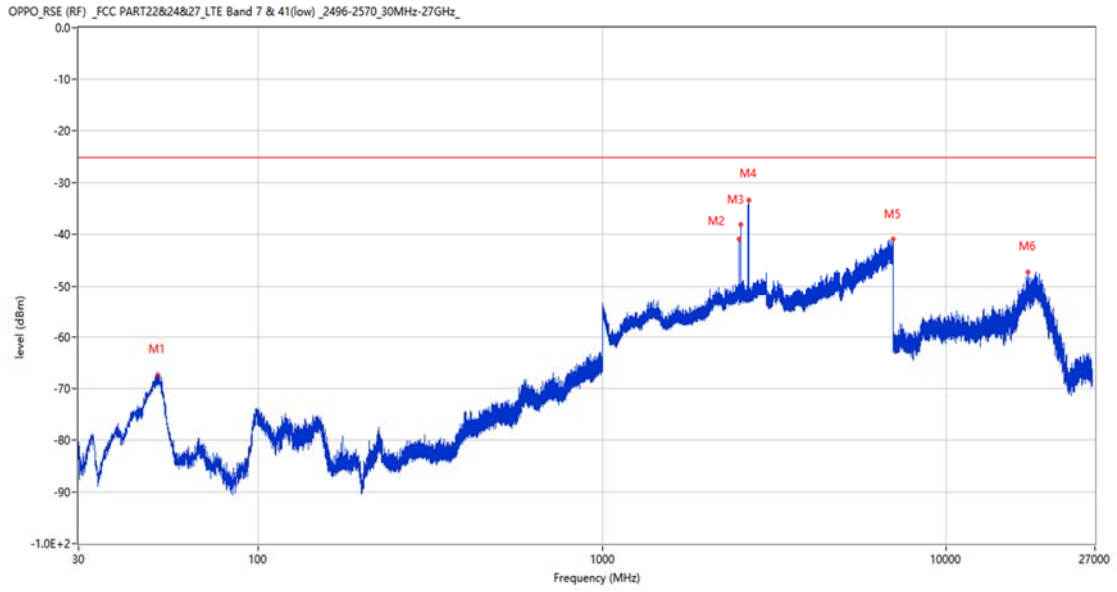
| Frequency (MHz) | Result (dBm) | Factor (dB) | PK Limit (dBm) | Over Limit (dB) | Table (o) | ANT        | EUT      | Verdict |
|-----------------|--------------|-------------|----------------|-----------------|-----------|------------|----------|---------|
| 131.656         | -73.08       | -17.11      | -25.0          | -48.08          | 306.00    | Horizontal | Vertical | Pass    |
| 2486.400        | -44.81       | 3.05        | -25.0          | -19.81          | 238.00    | Horizontal | Vertical | N/A     |
| 2539.600        | -41.25       | 3.63        | -25.0          | -16.25          | 298.00    | Horizontal | Vertical | N/A     |
| 2577.500        | -39.18       | 4.09        | -25.0          | -14.18          | 298.00    | Horizontal | Vertical | N/A     |
| 2648.000        | -33.75       | 2.69        | -25.0          | -8.75           | 238.00    | Horizontal | Vertical | N/A     |
| 6997.400        | -40.33       | 13.94       | -25.0          | -15.33          | 140.00    | Horizontal | Vertical | Pass    |

RSE-V&V LTE Band 7 BW20 CH21100



| Frequency (MHz) | Result (dBm) | Factor (dB) | PK Limit (dBm) | Over Limit (dB) | Table (o) | ANT      | EUT      | Verdict |
|-----------------|--------------|-------------|----------------|-----------------|-----------|----------|----------|---------|
| 50.176          | -68.19       | -14.94      | -25.0          | -43.19          | 49.00     | Vertical | Vertical | Pass    |
| 2490.500        | -42.70       | 3.11        | -25.0          | -17.70          | 248.00    | Vertical | Vertical | N/A     |
| 2526.300        | -35.54       | 3.49        | -25.0          | -10.54          | 251.00    | Vertical | Vertical | N/A     |
| 2660.100        | -32.81       | 2.49        | -25.0          | -7.81           | 143.00    | Vertical | Vertical | N/A     |
| 6989.200        | -40.71       | 13.75       | -25.0          | -15.71          | 157.00    | Vertical | Vertical | Pass    |
| 18637.074       | -47.68       | 9.44        | -25.0          | -22.68          | 360.00    | Vertical | Vertical | Pass    |

RSE-V&H LTE Band 7 BW20 CH21100

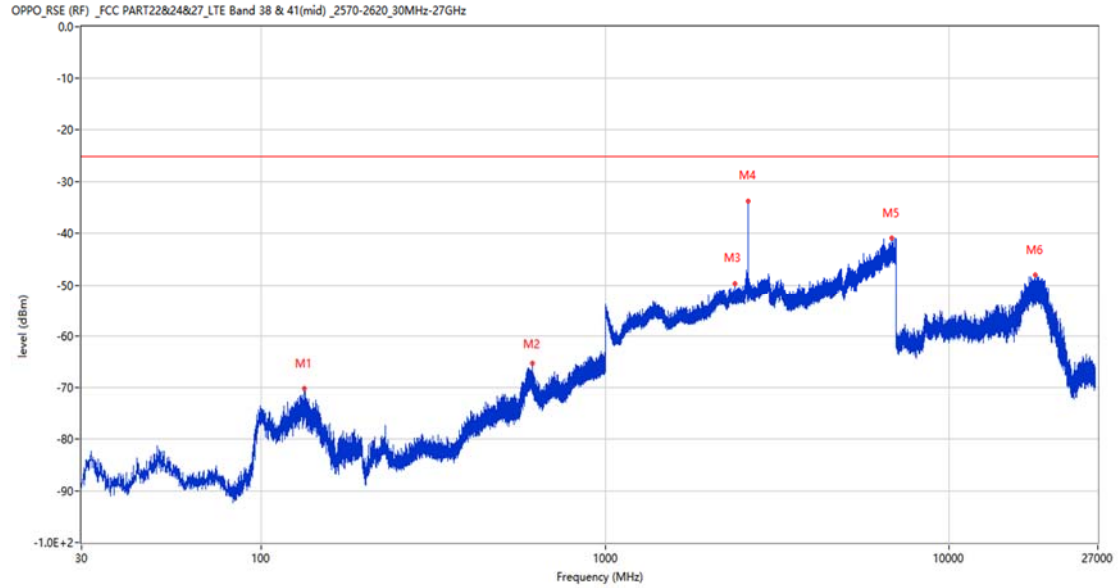


| Frequency (MHz) | Result (dBm) | Factor (dB) | PK Limit (dBm) | Over Limit (dB) | Table (o) | ANT      | EUT        | Verdict |
|-----------------|--------------|-------------|----------------|-----------------|-----------|----------|------------|---------|
| 50.904          | -67.34       | -14.84      | -25.0          | -42.34          | 65.00     | Vertical | Horizontal | Pass    |
| 2490.900        | -40.95       | 3.11        | -25.0          | -15.95          | 323.00    | Vertical | Horizontal | N/A     |
| 2526.300        | -38.11       | 3.49        | -25.0          | -13.11          | 323.00    | Vertical | Horizontal | N/A     |
| 2655.300        | -33.32       | 2.53        | -25.0          | -8.32           | 145.00    | Vertical | Horizontal | N/A     |
| 6999.000        | -40.94       | 13.93       | -25.0          | -15.94          | 145.00    | Vertical | Horizontal | Pass    |
| 17262.113       | -47.23       | 11.50       | -25.0          | -22.23          | 262.00    | Vertical | Horizontal | Pass    |

## 8 LTE Band 38

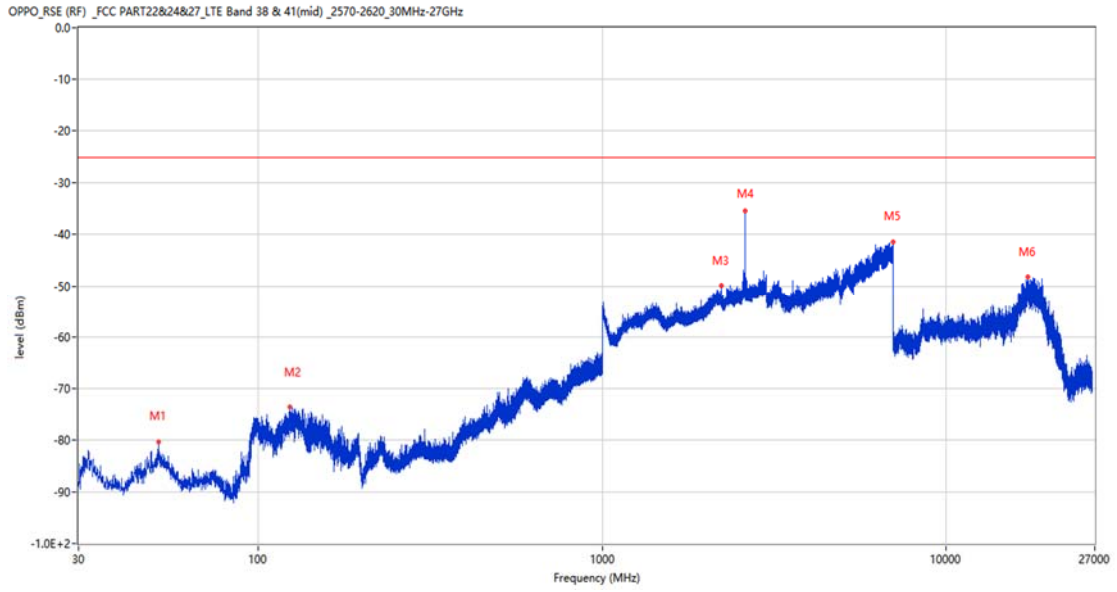
### 8.1 LTE Band 38 BW5, Middle Channel

RSE-H&H LTE Band 38 BW5 CH38000



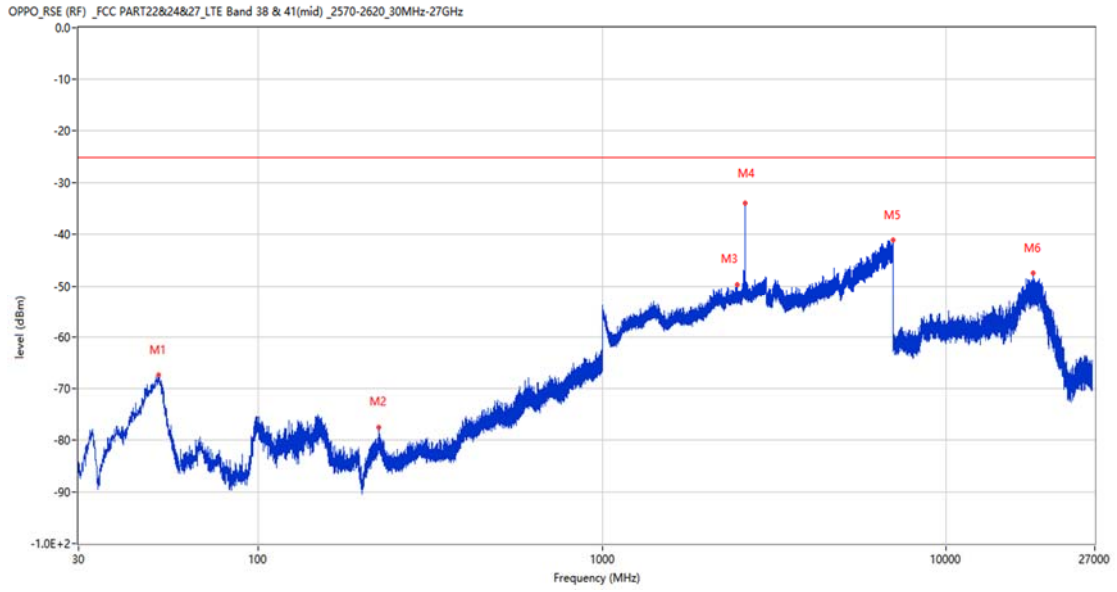
| Frequency (MHz) | Result (dBm) | Factor (dB) | PK Limit (dBm) | Over Limit (dB) | Table (o) | ANT        | EUT        | Verdict |
|-----------------|--------------|-------------|----------------|-----------------|-----------|------------|------------|---------|
| 133.305         | -70.22       | -16.67      | -25.0          | -45.22          | 156.00    | Horizontal | Horizontal | Pass    |
| 613.649         | -65.40       | -2.25       | -25.0          | -40.40          | 27.00     | Horizontal | Horizontal | Pass    |
| 2380.000        | -49.77       | 1.81        | -25.0          | -24.77          | 304.00    | Horizontal | Horizontal | Pass    |
| 2594.700        | -33.66       | 4.71        | -25.0          | -8.66           | 157.00    | Horizontal | Horizontal | N/A     |
| 6810.200        | -40.95       | 13.15       | -25.0          | -15.95          | 32.00     | Horizontal | Horizontal | Pass    |
| 17800.499       | -48.10       | 9.68        | -25.0          | -23.10          | 169.00    | Horizontal | Horizontal | Pass    |

RSE-H&V LTE Band 38 BW5 CH38000



| Frequency (MHz) | Result (dBm) | Factor (dB) | PK Limit (dBm) | Over Limit (dB) | Table (o) | ANT        | EUT      | Verdict |
|-----------------|--------------|-------------|----------------|-----------------|-----------|------------|----------|---------|
| 51.194          | -80.46       | -14.83      | -25.0          | -55.46          | 196.00    | Horizontal | Vertical | Pass    |
| 123.411         | -73.60       | -18.30      | -25.0          | -48.60          | 161.00    | Horizontal | Vertical | Pass    |
| 2214.400        | -49.98       | 1.60        | -25.0          | -24.98          | 314.00    | Horizontal | Vertical | Pass    |
| 2594.600        | -35.47       | 4.72        | -25.0          | -10.47          | 305.00    | Horizontal | Vertical | N/A     |
| 6991.800        | -41.45       | 13.92       | -25.0          | -16.45          | 308.00    | Horizontal | Vertical | Pass    |
| 17217.489       | -48.28       | 10.60       | -25.0          | -23.28          | 19.00     | Horizontal | Vertical | Pass    |

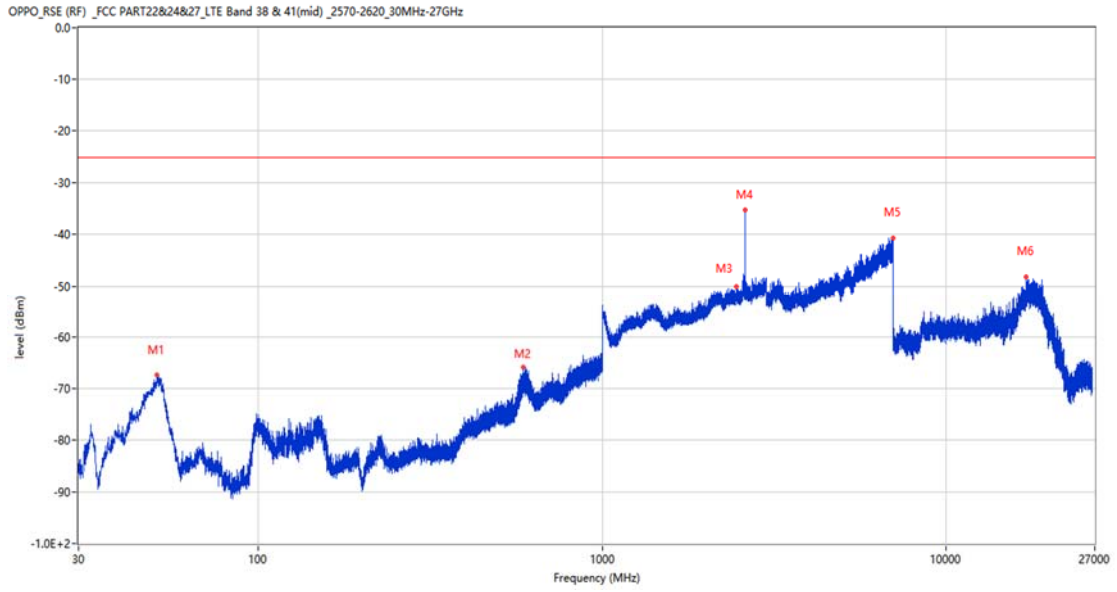
RSE-V&V LTE Band 38 BW5 CH38000



| Frequency (MHz) | Result (dBm) | Factor (dB) | PK Limit (dBm) | Over Limit (dB) | Table (o) | ANT      | EUT      | Verdict |
|-----------------|--------------|-------------|----------------|-----------------|-----------|----------|----------|---------|
| 51.340          | -67.43       | -14.82      | -25.0          | -42.43          | 78.00     | Vertical | Vertical | Pass    |
| 224.436         | -77.64       | -13.86      | -25.0          | -52.64          | 134.00    | Vertical | Vertical | Pass    |
| 2467.100        | -49.77       | 1.83        | -25.0          | -24.77          | 81.00     | Vertical | Vertical | Pass    |
| 2594.600        | -33.96       | 4.72        | -25.0          | -8.96           | 328.00    | Vertical | Vertical | N/A     |
| 6989.000        | -41.03       | 13.74       | -25.0          | -16.03          | 240.00    | Vertical | Vertical | Pass    |
| 17851.163       | -47.53       | 10.51       | -25.0          | -22.53          | 143.00    | Vertical | Vertical | Pass    |



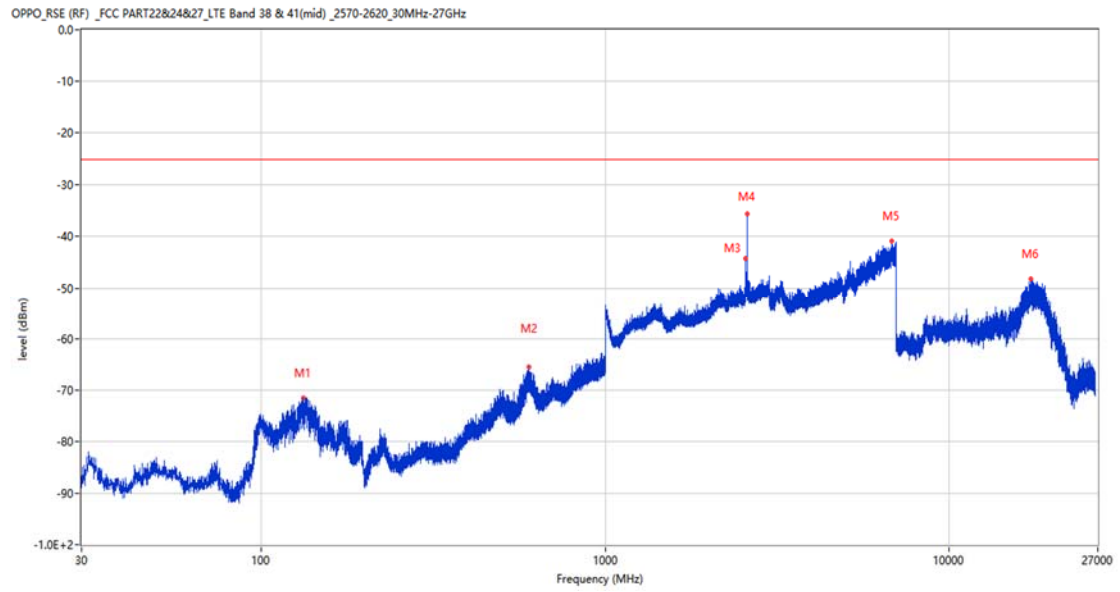
RSE-V&H LTE Band 38 BW5 CH38000



| Frequency (MHz) | Result (dBm) | Factor (dB) | PK Limit (dBm) | Over Limit (dB) | Table (o) | ANT      | EUT        | Verdict |
|-----------------|--------------|-------------|----------------|-----------------|-----------|----------|------------|---------|
| 50.661          | -67.46       | -14.88      | -25.0          | -42.46          | 101.00    | Vertical | Horizontal | Pass    |
| 588.041         | -65.96       | -3.65       | -25.0          | -40.96          | 188.00    | Vertical | Horizontal | Pass    |
| 2456.800        | -50.17       | 2.69        | -25.0          | -25.17          | 291.00    | Vertical | Horizontal | Pass    |
| 2594.600        | -35.18       | 4.72        | -25.0          | -10.18          | 257.00    | Vertical | Horizontal | N/A     |
| 6991.000        | -40.63       | 13.89       | -25.0          | -15.63          | 308.00    | Vertical | Horizontal | Pass    |
| 17064.713       | -48.27       | 9.96        | -25.0          | -23.27          | 228.00    | Vertical | Horizontal | Pass    |

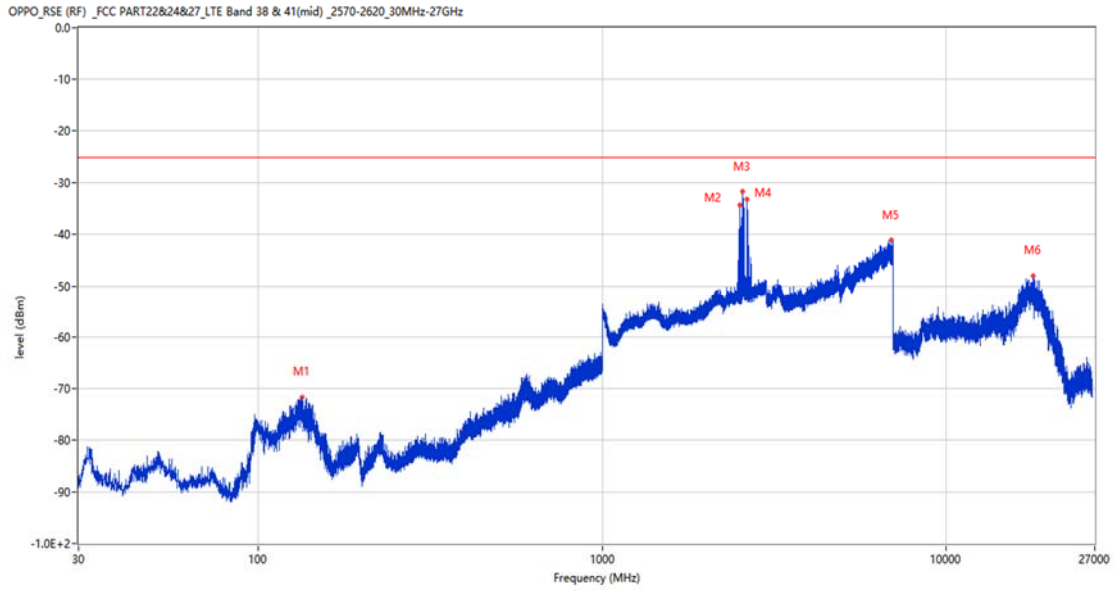
## 8.2 LTE Band 38 BW10, Middle Channel

RSE-H&H LTE Band 38 BW10 CH38000



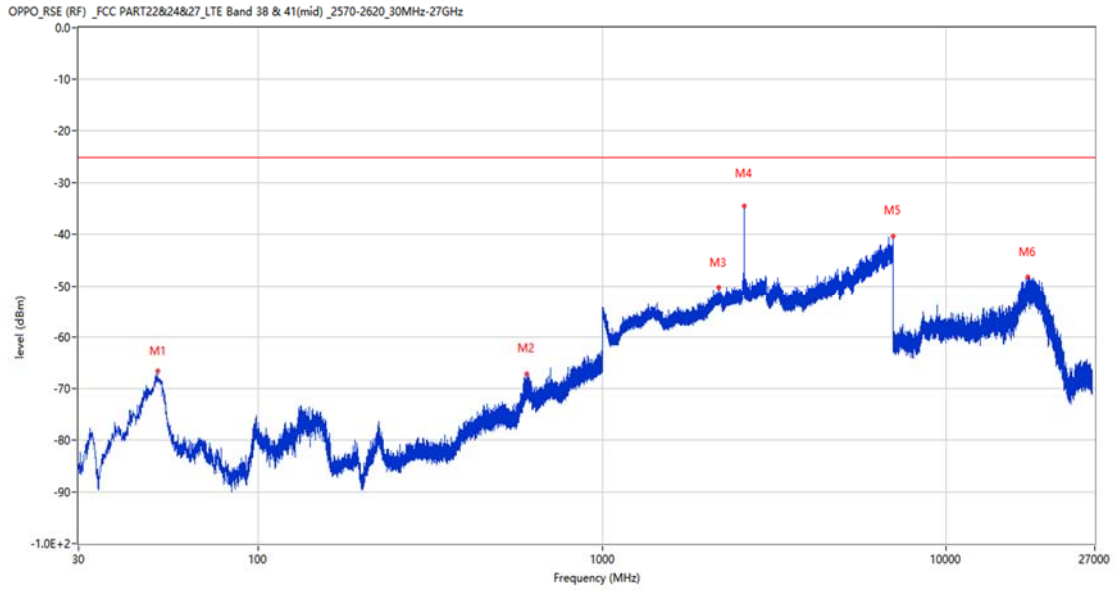
| Frequency (MHz) | Result (dBm) | Factor (dB) | PK Limit (dBm) | Over Limit (dB) | Table (o) | ANT        | EUT        | Verdict |
|-----------------|--------------|-------------|----------------|-----------------|-----------|------------|------------|---------|
| 132.723         | -71.64       | -16.81      | -25.0          | -46.64          | 158.00    | Horizontal | Horizontal | Pass    |
| 598.711         | -65.50       | -2.71       | -25.0          | -40.50          | 38.00     | Horizontal | Horizontal | Pass    |
| 2561.900        | -44.18       | 5.09        | -25.0          | -19.18          | 111.00    | Horizontal | Horizontal | N/A     |
| 2590.800        | -35.67       | 4.87        | -25.0          | -10.67          | 227.00    | Horizontal | Horizontal | N/A     |
| 6804.000        | -40.90       | 13.12       | -25.0          | -15.90          | 17.00     | Horizontal | Horizontal | Pass    |
| 17267.886       | -48.23       | 11.23       | -25.0          | -23.23          | 73.00     | Horizontal | Horizontal | Pass    |

RSE-H&V LTE Band 38 BW10 CH38000



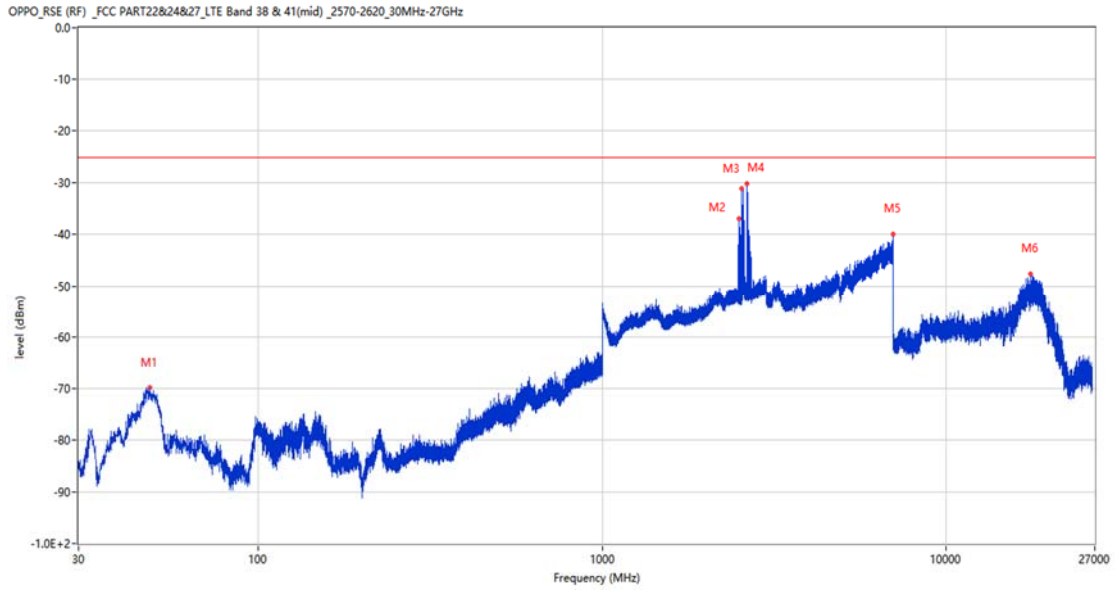
| Frequency (MHz) | Result (dBm) | Factor (dB) | PK Limit (dBm) | Over Limit (dB) | Table (o) | ANT        | EUT      | Verdict |
|-----------------|--------------|-------------|----------------|-----------------|-----------|------------|----------|---------|
| 133.839         | -71.71       | -16.55      | -25.0          | -46.71          | 299.00    | Horizontal | Vertical | Pass    |
| 2511.900        | -34.35       | 1.63        | -25.0          | -9.35           | 122.00    | Horizontal | Vertical | N/A     |
| 2550.300        | -31.69       | 3.38        | -25.0          | -6.69           | 254.00    | Horizontal | Vertical | N/A     |
| 2638.400        | -33.12       | 2.68        | -25.0          | -8.12           | 58.00     | Horizontal | Vertical | N/A     |
| 6921.000        | -41.04       | 12.39       | -25.0          | -16.04          | 3.00      | Horizontal | Vertical | Pass    |
| 17851.163       | -48.02       | 10.51       | -25.0          | -23.02          | 93.00     | Horizontal | Vertical | Pass    |

RSE-V&V LTE Band 38 BW10 CH38000



| Frequency (MHz) | Result (dBm) | Factor (dB) | PK Limit (dBm) | Over Limit (dB) | Table (o) | ANT      | EUT      | Verdict |
|-----------------|--------------|-------------|----------------|-----------------|-----------|----------|----------|---------|
| 50.952          | -66.74       | -14.85      | -25.0          | -41.74          | 131.00    | Vertical | Vertical | Pass    |
| 603.998         | -67.24       | -2.58       | -25.0          | -42.24          | 81.00     | Vertical | Vertical | Pass    |
| 2184.500        | -50.27       | 1.20        | -25.0          | -25.27          | 353.00    | Vertical | Vertical | Pass    |
| 2590.800        | -34.51       | 4.87        | -25.0          | -9.51           | 321.00    | Vertical | Vertical | N/A     |
| 6999.000        | -40.27       | 13.93       | -25.0          | -15.27          | 133.00    | Vertical | Vertical | Pass    |
| 17236.126       | -48.27       | 10.99       | -25.0          | -23.27          | 276.00    | Vertical | Vertical | Pass    |

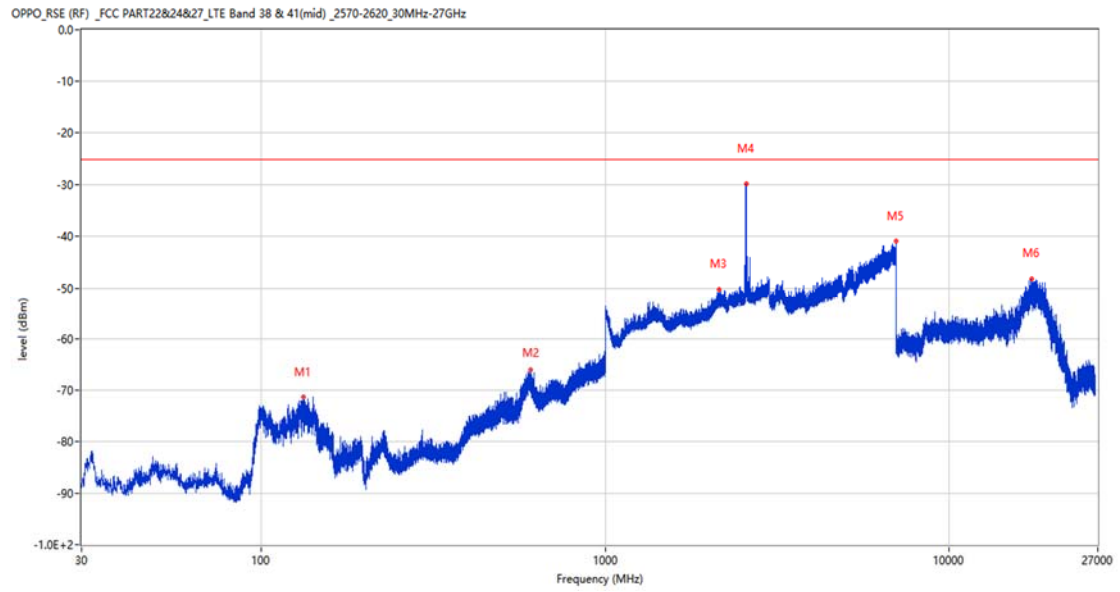
RSE-V&H LTE Band 38 BW10 CH38000



| Frequency (MHz) | Result (dBm) | Factor (dB) | PK Limit (dBm) | Over Limit (dB) | Table (o) | ANT      | EUT        | Verdict |
|-----------------|--------------|-------------|----------------|-----------------|-----------|----------|------------|---------|
| 48.478          | -69.83       | -15.60      | -25.0          | -44.83          | 89.00     | Vertical | Horizontal | Pass    |
| 2493.800        | -36.89       | 1.61        | -25.0          | -11.89          | 241.00    | Vertical | Horizontal | N/A     |
| 2546.900        | -31.16       | 2.97        | -25.0          | -6.16           | 249.00    | Vertical | Horizontal | N/A     |
| 2634.800        | -30.18       | 3.34        | -25.0          | -5.18           | 159.00    | Vertical | Horizontal | N/A     |
| 6997.400        | -39.97       | 13.94       | -25.0          | -14.97          | 137.00    | Vertical | Horizontal | Pass    |
| 17603.363       | -47.64       | 10.59       | -25.0          | -22.64          | 339.00    | Vertical | Horizontal | Pass    |

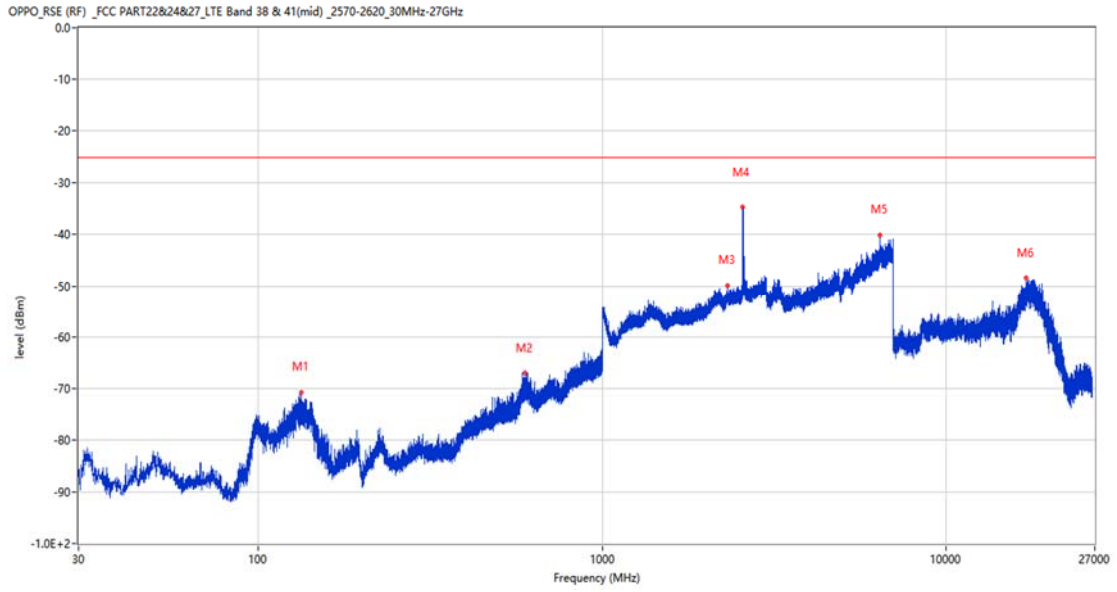
### 8.3 LTE Band 38 BW15, Middle Channel

RSE-H&H LTE Band 38 BW15 CH38000



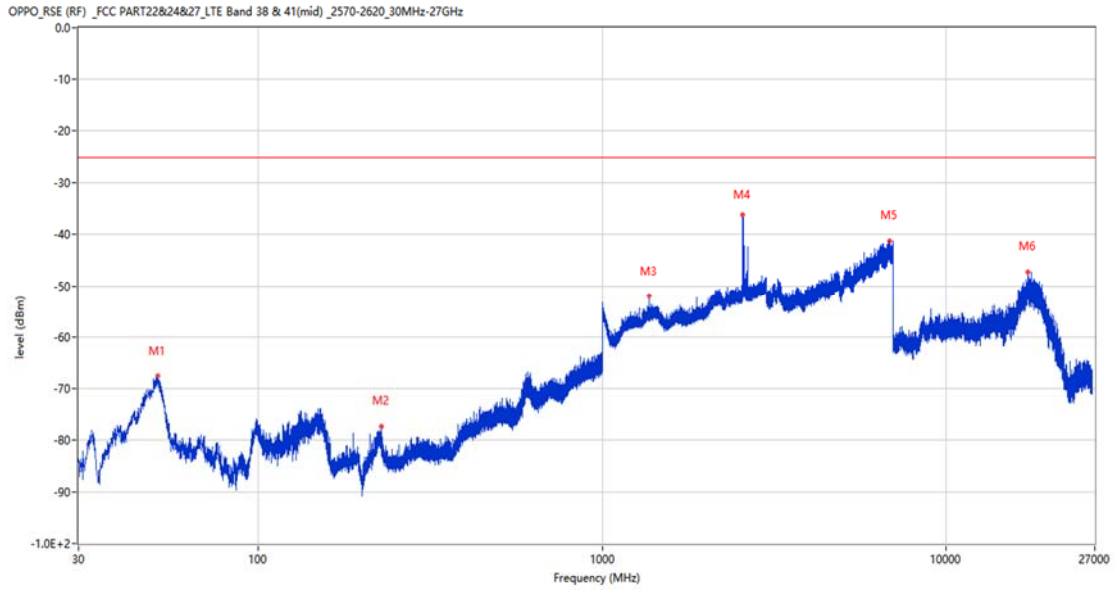
| Frequency (MHz) | Result (dBm) | Factor (dB) | PK Limit (dBm) | Over Limit (dB) | Table (o) | ANT        | EUT        | Verdict |
|-----------------|--------------|-------------|----------------|-----------------|-----------|------------|------------|---------|
| 132.383         | -71.34       | -16.88      | -25.0          | -46.34          | 138.00    | Horizontal | Horizontal | Pass    |
| 604.580         | -66.12       | -2.56       | -25.0          | -41.12          | 42.00     | Horizontal | Horizontal | Pass    |
| 2140.700        | -50.24       | 1.02        | -25.0          | -25.24          | 119.00    | Horizontal | Horizontal | Pass    |
| 2562.400        | -29.72       | 5.53        | -25.0          | -4.72           | 233.00    | Horizontal | Horizontal | N/A     |
| 6999.800        | -40.80       | 13.91       | -25.0          | -15.80          | 315.00    | Horizontal | Horizontal | Pass    |
| 17356.087       | -48.30       | 10.55       | -25.0          | -23.30          | 245.00    | Horizontal | Horizontal | Pass    |

RSE-H&V LTE Band 38 BW15 CH38000



| Frequency (MHz) | Result (dBm) | Factor (dB) | PK Limit (dBm) | Over Limit (dB) | Table (o) | ANT        | EUT      | Verdict |
|-----------------|--------------|-------------|----------------|-----------------|-----------|------------|----------|---------|
| 133.014         | -70.74       | -16.74      | -25.0          | -45.74          | 190.00    | Horizontal | Vertical | Pass    |
| 594.394         | -67.12       | -3.20       | -25.0          | -42.12          | 288.00    | Horizontal | Vertical | Pass    |
| 2314.900        | -49.90       | 1.32        | -25.0          | -24.90          | 203.00    | Horizontal | Vertical | Pass    |
| 2562.300        | -34.59       | 5.44        | -25.0          | -9.59           | 249.00    | Horizontal | Vertical | N/A     |
| 6412.400        | -40.18       | 11.65       | -25.0          | -15.18          | 166.00    | Horizontal | Vertical | Pass    |
| 17084.662       | -48.32       | 10.07       | -25.0          | -23.32          | 292.00    | Horizontal | Vertical | Pass    |

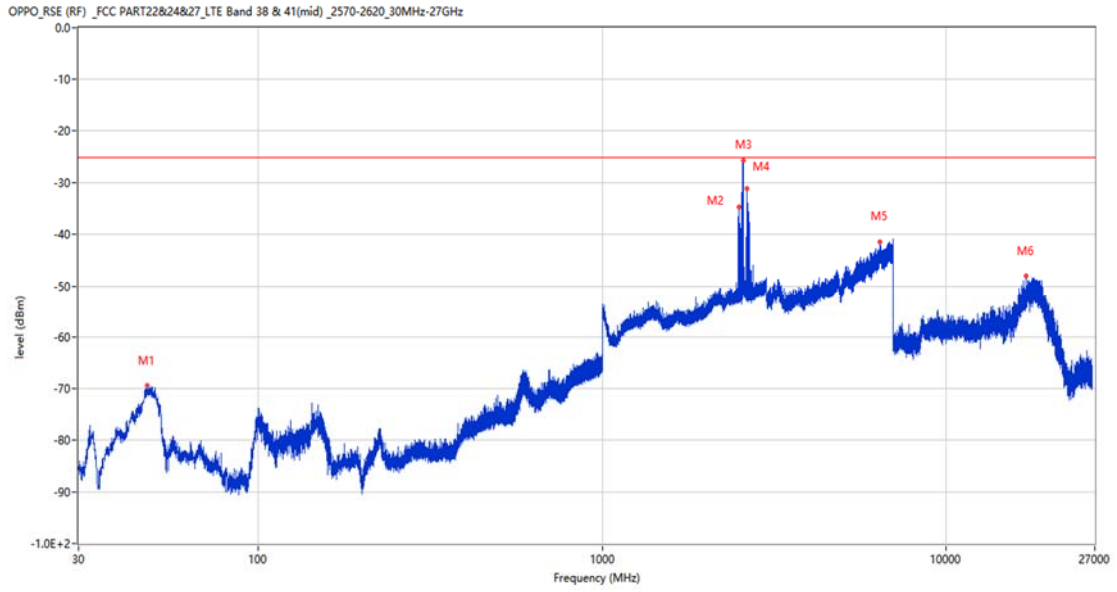
RSE-V&V LTE Band 38 BW15 CH38000



| Frequency (MHz) | Result (dBm) | Factor (dB) | PK Limit (dBm) | Over Limit (dB) | Table (o) | ANT      | EUT      | Verdict |
|-----------------|--------------|-------------|----------------|-----------------|-----------|----------|----------|---------|
| 50.952          | -67.68       | -14.85      | -25.0          | -42.68          | 32.00     | Vertical | Vertical | Pass    |
| 227.783         | -77.39       | -13.56      | -25.0          | -52.39          | 148.00    | Vertical | Vertical | Pass    |
| 1367.300        | -51.98       | -2.14       | -25.0          | -26.98          | 37.00     | Vertical | Vertical | Pass    |
| 2561.600        | -36.18       | 4.83        | -25.0          | -11.18          | 91.00     | Vertical | Vertical | N/A     |
| 6820.400        | -41.17       | 13.08       | -25.0          | -16.17          | 41.00     | Vertical | Vertical | Pass    |
| 17228.249       | -47.28       | 10.88       | -25.0          | -22.28          | 298.00    | Vertical | Vertical | Pass    |



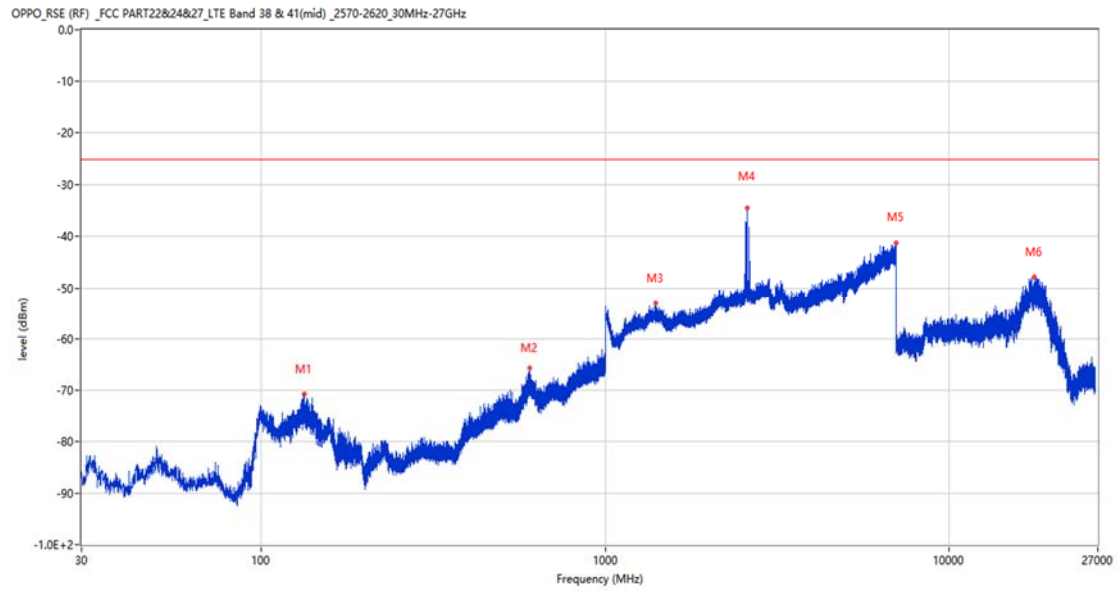
RSE-V&H LTE Band 38 BW15 CH38000



| Frequency (MHz) | Result (dBm) | Factor (dB) | PK Limit (dBm) | Over Limit (dB) | Table (o) | ANT      | EUT        | Verdict |
|-----------------|--------------|-------------|----------------|-----------------|-----------|----------|------------|---------|
| 47.460          | -69.57       | -16.01      | -25.0          | -44.57          | 0.00      | Vertical | Horizontal | Pass    |
| 2501.800        | -34.71       | 1.76        | -25.0          | -9.71           | 244.00    | Vertical | Horizontal | N/A     |
| 2562.400        | -25.63       | 5.53        | -25.0          | -0.63           | 0.00      | Vertical | Horizontal | N/A     |
| 2633.800        | -30.99       | 3.54        | -25.0          | -5.99           | 188.00    | Vertical | Horizontal | N/A     |
| 6412.800        | -41.38       | 11.67       | -25.0          | -16.38          | 227.00    | Vertical | Horizontal | Pass    |
| 17093.850       | -48.09       | 10.12       | -25.0          | -23.09          | 113.00    | Vertical | Horizontal | Pass    |

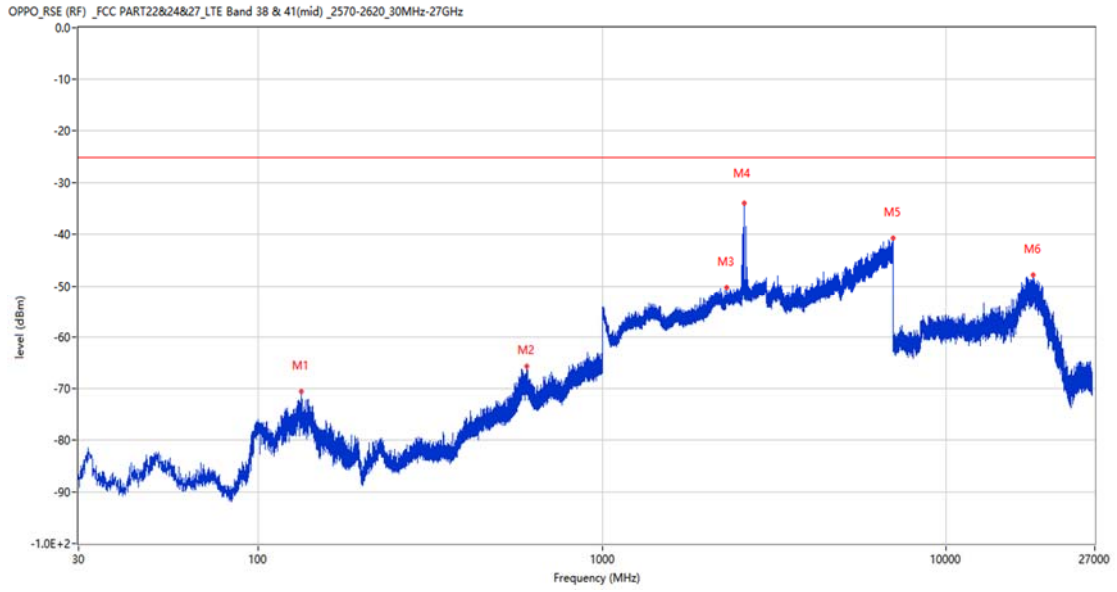
## 8.4 LTE Band 38 BW20, Middle Channel

RSE-H&H LTE Band 38 BW20 CH38000



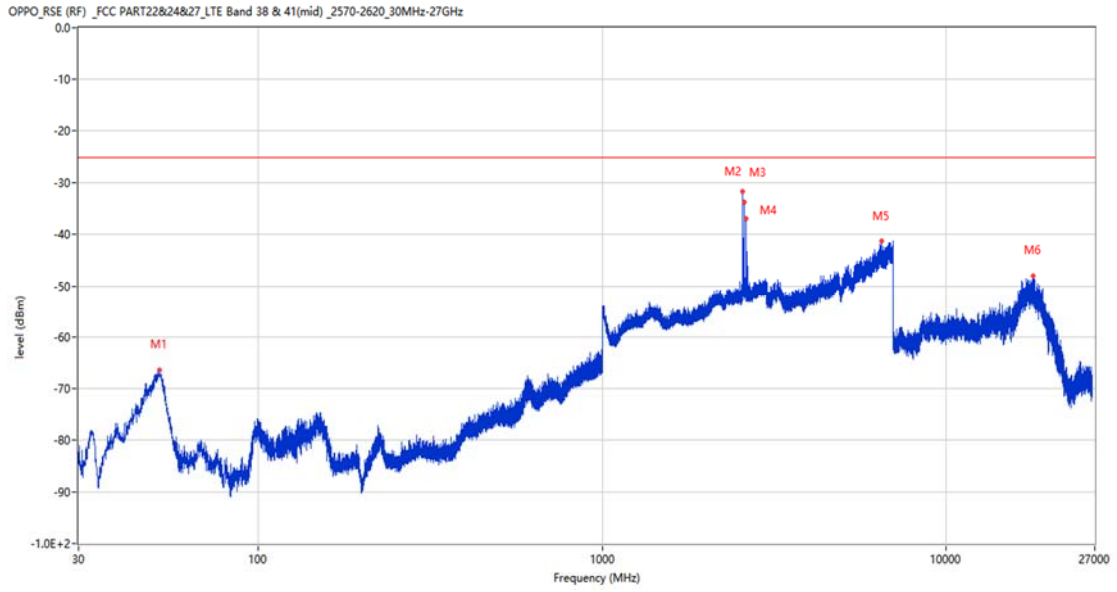
| Frequency (MHz) | Result (dBm) | Factor (dB) | PK Limit (dBm) | Over Limit (dB) | Table (o) | ANT        | EUT        | Verdict |
|-----------------|--------------|-------------|----------------|-----------------|-----------|------------|------------|---------|
| 133.014         | -70.72       | -16.74      | -25.0          | -45.72          | 170.00    | Horizontal | Horizontal | Pass    |
| 603.416         | -65.74       | -2.57       | -25.0          | -40.74          | 31.00     | Horizontal | Horizontal | Pass    |
| 1398.800        | -53.11       | -1.82       | -25.0          | -28.11          | 26.00     | Horizontal | Horizontal | Pass    |
| 2586.400        | -34.46       | 5.05        | -25.0          | -9.46           | 148.00    | Horizontal | Horizontal | N/A     |
| 6990.000        | -41.18       | 13.82       | -25.0          | -16.18          | 245.00    | Horizontal | Horizontal | Pass    |
| 17622.788       | -47.79       | 10.69       | -25.0          | -22.79          | 299.00    | Horizontal | Horizontal | Pass    |

RSE-H&V LTE Band 38 BW20 CH38000



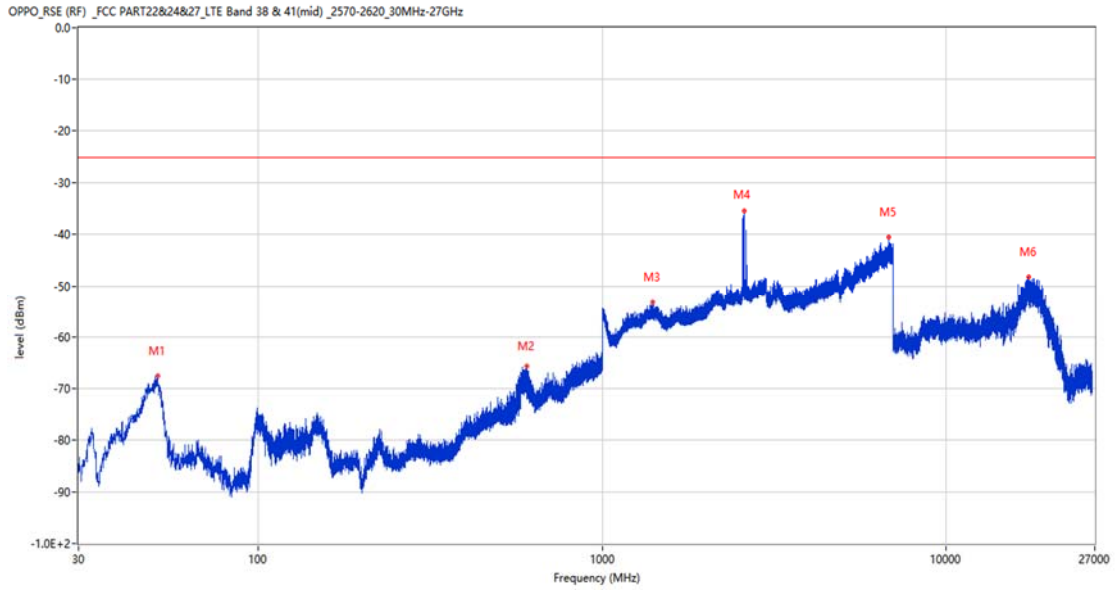
| Frequency (MHz) | Result (dBm) | Factor (dB) | PK Limit (dBm) | Over Limit (dB) | Table (o) | ANT        | EUT      | Verdict |
|-----------------|--------------|-------------|----------------|-----------------|-----------|------------|----------|---------|
| 133.305         | -70.58       | -16.67      | -25.0          | -45.58          | 155.00    | Horizontal | Vertical | Pass    |
| 601.427         | -65.80       | -2.52       | -25.0          | -40.80          | 35.00     | Horizontal | Vertical | Pass    |
| 2299.500        | -50.35       | 1.56        | -25.0          | -25.35          | 75.00     | Horizontal | Vertical | Pass    |
| 2586.300        | -33.91       | 5.06        | -25.0          | -8.91           | 248.00    | Horizontal | Vertical | N/A     |
| 6989.800        | -40.76       | 13.80       | -25.0          | -15.76          | 96.00     | Horizontal | Vertical | Pass    |
| 17857.724       | -47.89       | 10.46       | -25.0          | -22.89          | 171.00    | Horizontal | Vertical | Pass    |

RSE-V&V LTE Band 38 BW20 CH38000



| Frequency (MHz) | Result (dBm) | Factor (dB) | PK Limit (dBm) | Over Limit (dB) | Table (o) | ANT      | EUT      | Verdict |
|-----------------|--------------|-------------|----------------|-----------------|-----------|----------|----------|---------|
| 51.631          | -66.44       | -14.79      | -25.0          | -41.44          | 59.00     | Vertical | Vertical | Pass    |
| 2561.800        | -31.60       | 5.01        | -25.0          | -6.60           | 238.00    | Vertical | Vertical | N/A     |
| 2586.200        | -33.76       | 5.06        | -25.0          | -8.76           | 238.00    | Vertical | Vertical | N/A     |
| 2621.900        | -36.95       | 3.79        | -25.0          | -11.95          | 238.00    | Vertical | Vertical | N/A     |
| 6471.800        | -41.24       | 12.53       | -25.0          | -16.24          | 303.00    | Vertical | Vertical | Pass    |
| 17856.150       | -48.01       | 10.47       | -25.0          | -23.01          | 38.00     | Vertical | Vertical | Pass    |

RSE-V&V LTE Band 38 BW20 CH38000



| Frequency (MHz) | Result (dBm) | Factor (dB) | PK Limit (dBm) | Over Limit (dB) | Table (o) | ANT      | EUT      | Verdict |
|-----------------|--------------|-------------|----------------|-----------------|-----------|----------|----------|---------|
| 50.904          | -67.64       | -14.86      | -25.0          | -42.64          | 52.00     | Vertical | Vertical | Pass    |
| 601.572         | -65.66       | -2.52       | -25.0          | -40.66          | 98.00     | Vertical | Vertical | Pass    |
| 1398.600        | -53.21       | -1.84       | -25.0          | -28.21          | 104.00    | Vertical | Vertical | Pass    |
| 2586.200        | -35.45       | 5.06        | -25.0          | -10.45          | 242.00    | Vertical | Vertical | N/A     |
| 6811.200        | -40.52       | 13.17       | -25.0          | -15.52          | 360.00    | Vertical | Vertical | Pass    |
| 17307.787       | -48.23       | 10.58       | -25.0          | -23.23          | 353.00    | Vertical | Vertical | Pass    |

## 9 LTE Band 41

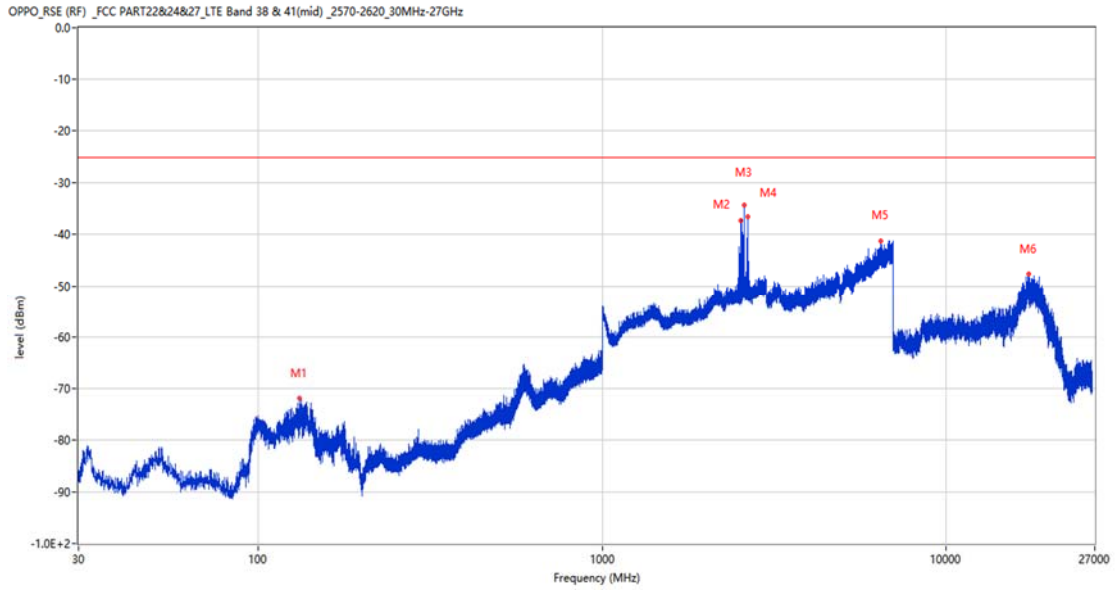
### 9.1 LTE Band 41 BW5, Middle Channel

RSE-H&H LTE Band 41 BW5 CH40620



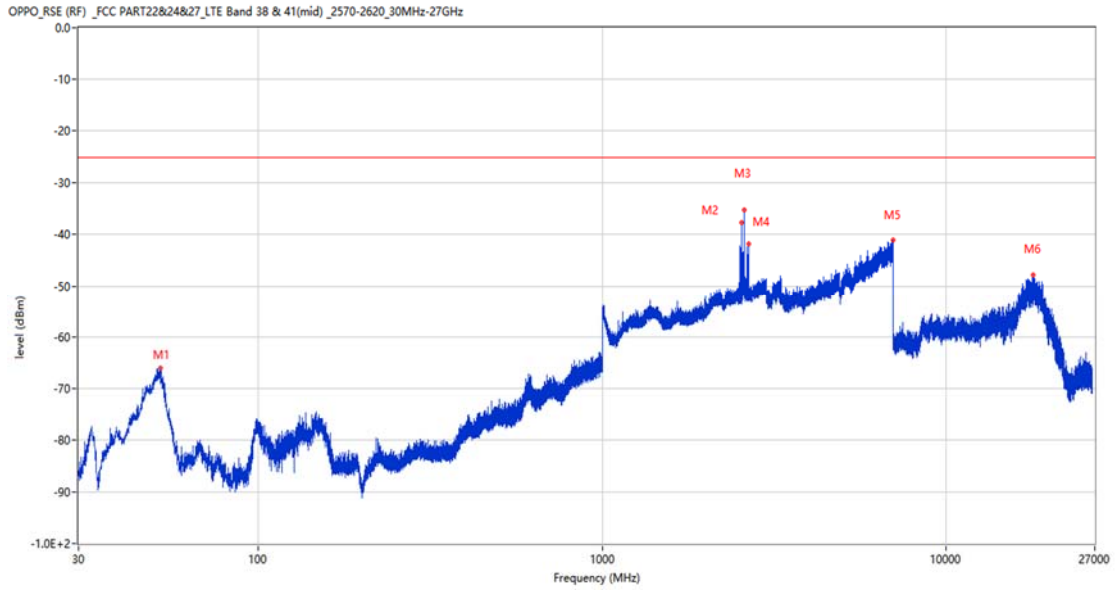
| Frequency (MHz) | Result (dBm) | Factor (dB) | PK Limit (dBm) | Over Limit (dB) | Table (o) | ANT        | EUT        | Verdict |
|-----------------|--------------|-------------|----------------|-----------------|-----------|------------|------------|---------|
| 132.529         | -71.13       | -16.85      | -25.0          | -46.13          | 164.00    | Horizontal | Horizontal | Pass    |
| 2485.500        | -40.36       | 1.72        | -25.0          | -15.36          | 332.00    | Horizontal | Horizontal | N/A     |
| 2551.300        | -36.78       | 3.38        | -25.0          | -11.78          | 102.00    | Horizontal | Horizontal | N/A     |
| 2591.000        | -34.85       | 4.87        | -25.0          | -9.85           | 332.00    | Horizontal | Horizontal | N/A     |
| 6994.000        | -41.00       | 13.89       | -25.0          | -16.00          | 13.00     | Horizontal | Horizontal | Pass    |
| 17792.887       | -48.40       | 9.58        | -25.0          | -23.40          | 266.00    | Horizontal | Horizontal | Pass    |

RSE-H&V LTE Band 41 BW5 CH40620



| Frequency (MHz) | Result (dBm) | Factor (dB) | PK Limit (dBm) | Over Limit (dB) | Table (o) | ANT        | EUT      | Verdict |
|-----------------|--------------|-------------|----------------|-----------------|-----------|------------|----------|---------|
| 131.413         | -72.01       | -17.13      | -25.0          | -47.01          | 166.00    | Horizontal | Vertical | Pass    |
| 2519.400        | -37.25       | 1.71        | -25.0          | -12.25          | 293.00    | Horizontal | Vertical | N/A     |
| 2591.000        | -34.34       | 4.87        | -25.0          | -9.34           | 285.00    | Horizontal | Vertical | N/A     |
| 2639.700        | -36.60       | 2.54        | -25.0          | -11.60          | 285.00    | Horizontal | Vertical | N/A     |
| 6448.800        | -41.21       | 12.60       | -25.0          | -16.21          | 235.00    | Horizontal | Vertical | Pass    |
| 17344.801       | -47.59       | 10.58       | -25.0          | -22.59          | 70.00     | Horizontal | Vertical | Pass    |

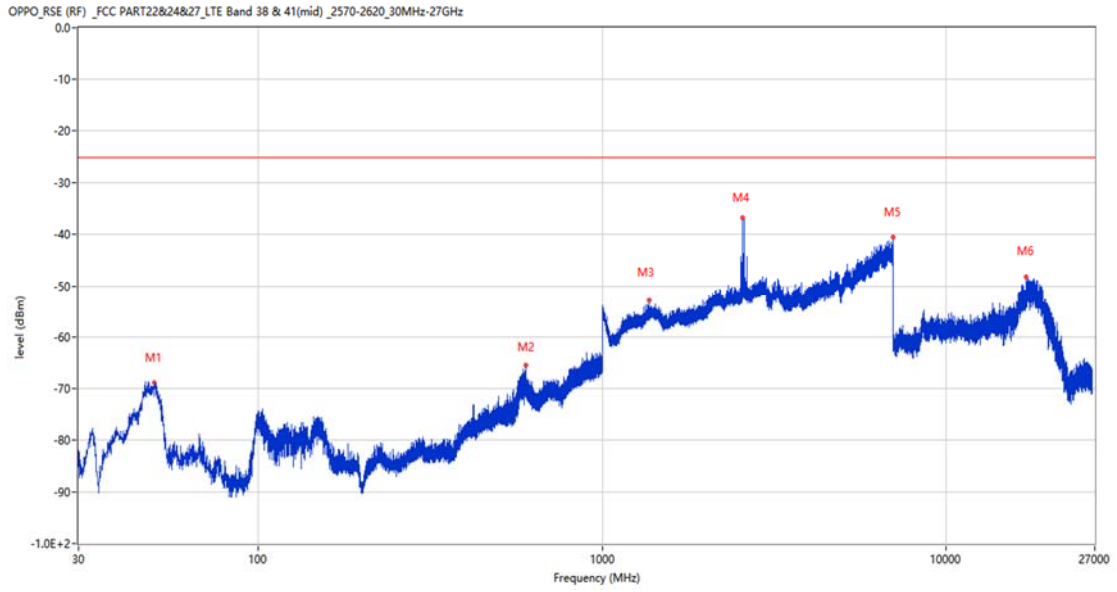
RSE-V&V LTE Band 41 BW5 CH40620



| Frequency (MHz) | Result (dBm) | Factor (dB) | PK Limit (dBm) | Over Limit (dB) | Table (o) | ANT      | EUT      | Verdict |
|-----------------|--------------|-------------|----------------|-----------------|-----------|----------|----------|---------|
| 51.825          | -66.07       | -14.77      | -25.0          | -41.07          | 61.00     | Vertical | Vertical | Pass    |
| 2543.700        | -37.63       | 2.37        | -25.0          | -12.63          | 60.00     | Vertical | Vertical | N/A     |
| 2591.100        | -35.17       | 4.86        | -25.0          | -10.17          | 46.00     | Vertical | Vertical | N/A     |
| 2668.300        | -41.88       | 2.96        | -25.0          | -16.88          | 319.00    | Vertical | Vertical | N/A     |
| 6993.800        | -41.13       | 13.90       | -25.0          | -16.13          | 246.00    | Vertical | Vertical | Pass    |
| 17861.663       | -47.89       | 10.38       | -25.0          | -22.89          | 0.00      | Vertical | Vertical | Pass    |



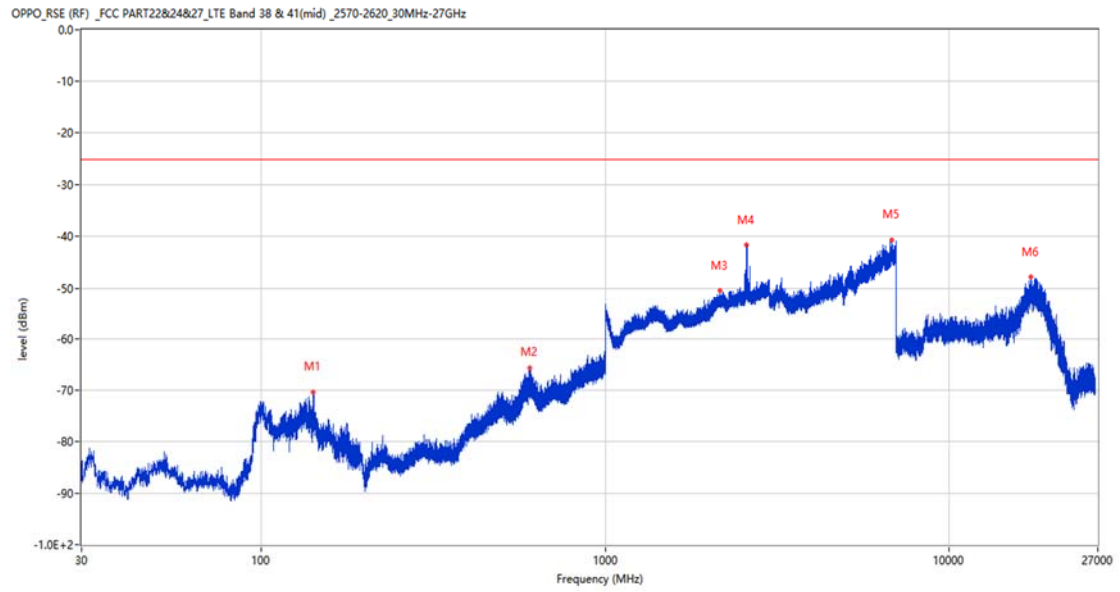
RSE-V&H LTE Band 41 BW5 CH40620



| Frequency (MHz) | Result (dBm) | Factor (dB) | PK Limit (dBm) | Over Limit (dB) | Table (o) | ANT      | EUT        | Verdict |
|-----------------|--------------|-------------|----------------|-----------------|-----------|----------|------------|---------|
| 49.934          | -68.98       | -14.96      | -25.0          | -43.98          | 41.00     | Vertical | Horizontal | Pass    |
| 598.081         | -65.48       | -2.81       | -25.0          | -40.48          | 181.00    | Vertical | Horizontal | Pass    |
| 1368.100        | -52.94       | -2.07       | -25.0          | -27.94          | 131.00    | Vertical | Horizontal | Pass    |
| 2553.400        | -36.70       | 3.25        | -25.0          | -11.70          | 239.00    | Vertical | Horizontal | N/A     |
| 6999.200        | -40.41       | 13.93       | -25.0          | -15.41          | 319.00    | Vertical | Horizontal | Pass    |
| 17062.088       | -48.27       | 9.95        | -25.0          | -23.27          | 161.00    | Vertical | Horizontal | Pass    |

## 9.2 LTE Band 41 BW10, Middle Channel

RSE-H&H LTE Band 41 BW10 CH40620



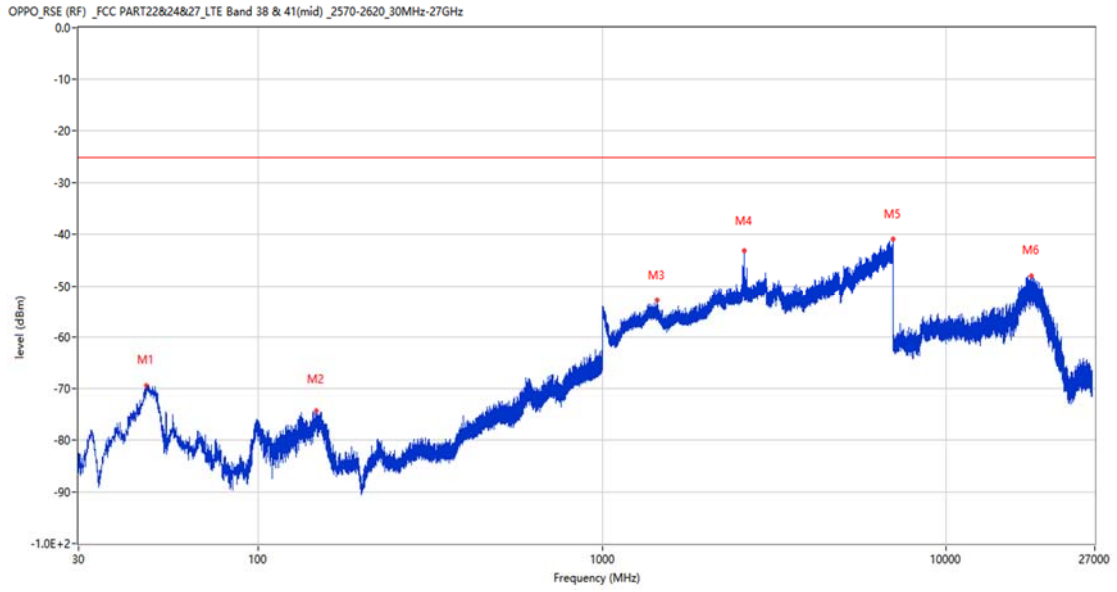
| Frequency (MHz) | Result (dBm) | Factor (dB) | PK Limit (dBm) | Over Limit (dB) | Table (o) | ANT        | EUT        | Verdict |
|-----------------|--------------|-------------|----------------|-----------------|-----------|------------|------------|---------|
| 141.792         | -70.36       | -15.54      | -25.0          | -45.36          | 325.00    | Horizontal | Horizontal | Pass    |
| 601.961         | -65.65       | -2.52       | -25.0          | -40.65          | 46.00     | Horizontal | Horizontal | Pass    |
| 2148.500        | -50.49       | 0.86        | -25.0          | -25.49          | 156.00    | Horizontal | Horizontal | Pass    |
| 2563.200        | -41.70       | 6.01        | -25.0          | -16.70          | 93.00     | Horizontal | Horizontal | N/A     |
| 6793.600        | -40.61       | 12.93       | -25.0          | -15.61          | 285.00    | Horizontal | Horizontal | Pass    |
| 17247.937       | -47.87       | 11.33       | -25.0          | -22.87          | 360.00    | Horizontal | Horizontal | Pass    |

RSE-H&V LTE Band 41 BW10 CH40620



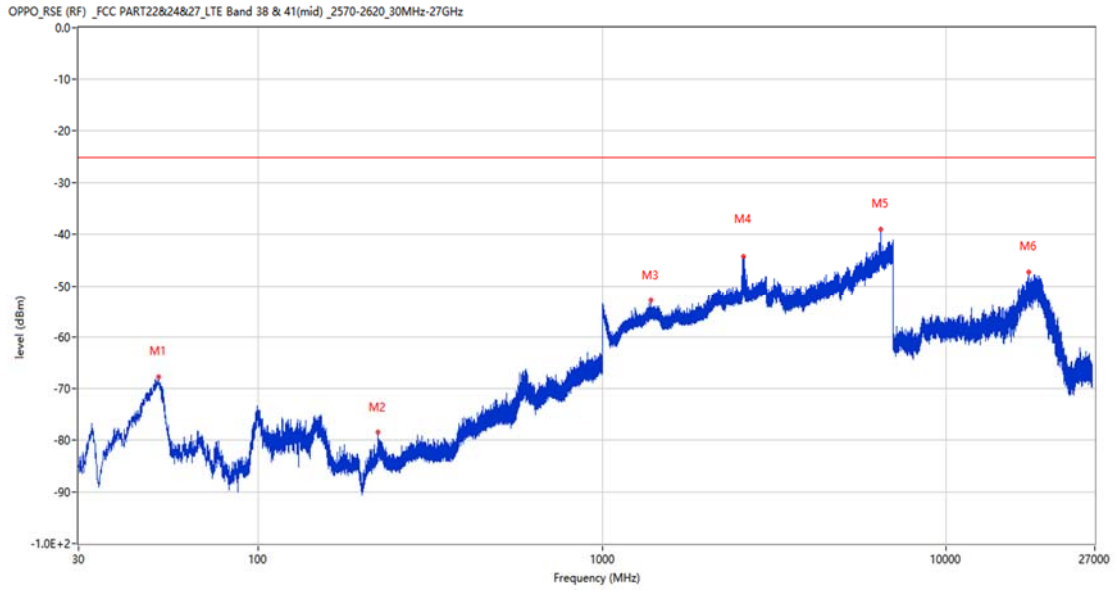
| Frequency (MHz) | Result (dBm) | Factor (dB) | PK Limit (dBm) | Over Limit (dB) | Table (o) | ANT        | EUT      | Verdict |
|-----------------|--------------|-------------|----------------|-----------------|-----------|------------|----------|---------|
| 137.670         | -72.19       | -15.98      | -25.0          | -47.19          | 317.00    | Horizontal | Vertical | Pass    |
| 2541.500        | -45.21       | 1.95        | -25.0          | -20.21          | 299.00    | Horizontal | Vertical | N/A     |
| 2560.800        | -43.57       | 4.15        | -25.0          | -18.57          | 245.00    | Horizontal | Vertical | N/A     |
| 2588.800        | -40.67       | 4.96        | -25.0          | -15.67          | 284.00    | Horizontal | Vertical | N/A     |
| 6795.200        | -40.80       | 13.04       | -25.0          | -15.80          | 225.00    | Horizontal | Vertical | Pass    |
| 17306.474       | -47.71       | 10.60       | -25.0          | -22.71          | 21.00     | Horizontal | Vertical | Pass    |

RSE-V&V LTE Band 41 BW10 CH40620



| Frequency (MHz) | Result (dBm) | Factor (dB) | PK Limit (dBm) | Over Limit (dB) | Table (o) | ANT      | EUT      | Verdict |
|-----------------|--------------|-------------|----------------|-----------------|-----------|----------|----------|---------|
| 47.363          | -69.44       | -16.04      | -25.0          | -44.44          | 23.00     | Vertical | Vertical | Pass    |
| 147.418         | -74.46       | -15.32      | -25.0          | -49.46          | 360.00    | Vertical | Vertical | Pass    |
| 1444.300        | -52.96       | -2.07       | -25.0          | -27.96          | 288.00    | Vertical | Vertical | Pass    |
| 2588.800        | -43.05       | 4.96        | -25.0          | -18.05          | 56.00     | Vertical | Vertical | N/A     |
| 6999.000        | -40.86       | 13.93       | -25.0          | -15.86          | 141.00    | Vertical | Vertical | Pass    |
| 17673.187       | -47.98       | 9.97        | -25.0          | -22.98          | 163.00    | Vertical | Vertical | Pass    |

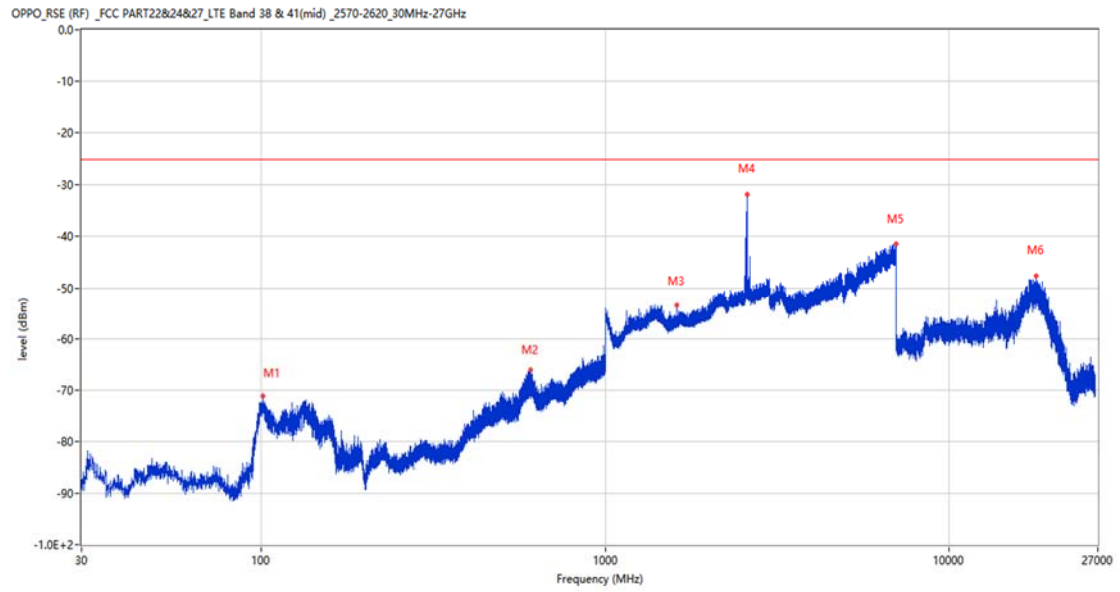
RSE-V&H LTE Band 41 BW10 CH40620



| Frequency (MHz) | Result (dBm) | Factor (dB) | PK Limit (dBm) | Over Limit (dB) | Table (o) | ANT      | EUT        | Verdict |
|-----------------|--------------|-------------|----------------|-----------------|-----------|----------|------------|---------|
| 51.243          | -67.72       | -14.83      | -25.0          | -42.72          | 99.00     | Vertical | Horizontal | Pass    |
| 222.351         | -78.61       | -14.08      | -25.0          | -53.61          | 125.00    | Vertical | Horizontal | Pass    |
| 1385.200        | -52.95       | -1.89       | -25.0          | -27.95          | 288.00    | Vertical | Horizontal | Pass    |
| 2562.900        | -44.22       | 5.97        | -25.0          | -19.22          | 312.00    | Vertical | Horizontal | N/A     |
| 6441.400        | -39.00       | 12.24       | -25.0          | -14.00          | 162.00    | Vertical | Horizontal | Pass    |
| 17353.988       | -47.26       | 10.58       | -25.0          | -22.26          | 360.00    | Vertical | Horizontal | Pass    |

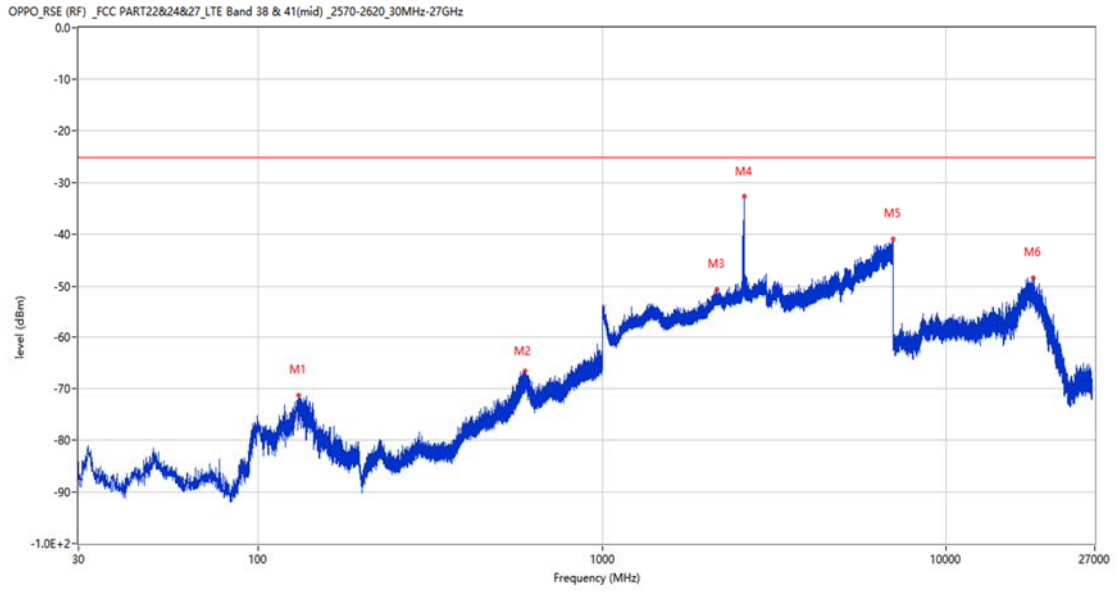
### 9.3 LTE Band 41 BW15, Middle Channel

RSE-H&H LTE Band 41 BW15 CH40620



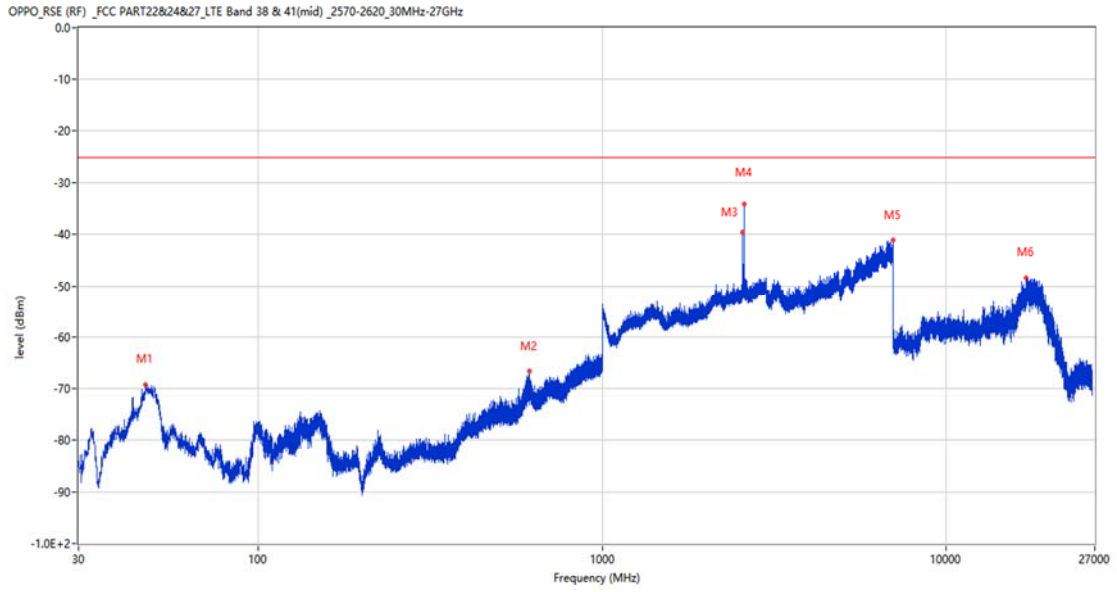
| Frequency (MHz) | Result (dBm) | Factor (dB) | PK Limit (dBm) | Over Limit (dB) | Table (o) | ANT        | EUT        | Verdict |
|-----------------|--------------|-------------|----------------|-----------------|-----------|------------|------------|---------|
| 101.101         | -71.11       | -20.84      | -25.0          | -46.11          | 1.00      | Horizontal | Horizontal | Pass    |
| 604.677         | -66.10       | -2.55       | -25.0          | -41.10          | 26.00     | Horizontal | Horizontal | Pass    |
| 1615.600        | -53.56       | -3.09       | -25.0          | -28.56          | 142.00    | Horizontal | Horizontal | Pass    |
| 2586.500        | -31.91       | 5.05        | -25.0          | -6.91           | 115.00    | Horizontal | Horizontal | N/A     |
| 6988.200        | -41.49       | 13.68       | -25.0          | -16.49          | 219.00    | Horizontal | Horizontal | Pass    |
| 17859.564       | -47.65       | 10.44       | -25.0          | -22.65          | 360.00    | Horizontal | Horizontal | Pass    |

RSE-H&V LTE Band 41 BW15 CH40620



| Frequency (MHz) | Result (dBm) | Factor (dB) | PK Limit (dBm) | Over Limit (dB) | Table (o) | ANT        | EUT      | Verdict |
|-----------------|--------------|-------------|----------------|-----------------|-----------|------------|----------|---------|
| 130.783         | -71.33       | -17.29      | -25.0          | -46.33          | 171.00    | Horizontal | Vertical | Pass    |
| 595.025         | -66.73       | -3.17       | -25.0          | -41.73          | 284.00    | Horizontal | Vertical | Pass    |
| 2152.600        | -50.65       | 0.73        | -25.0          | -25.65          | 105.00    | Horizontal | Vertical | Pass    |
| 2586.600        | -32.67       | 5.05        | -25.0          | -7.67           | 307.00    | Horizontal | Vertical | N/A     |
| 6997.800        | -40.85       | 13.96       | -25.0          | -15.85          | 328.00    | Horizontal | Vertical | Pass    |
| 17859.824       | -48.38       | 10.44       | -25.0          | -23.38          | 55.00     | Horizontal | Vertical | Pass    |

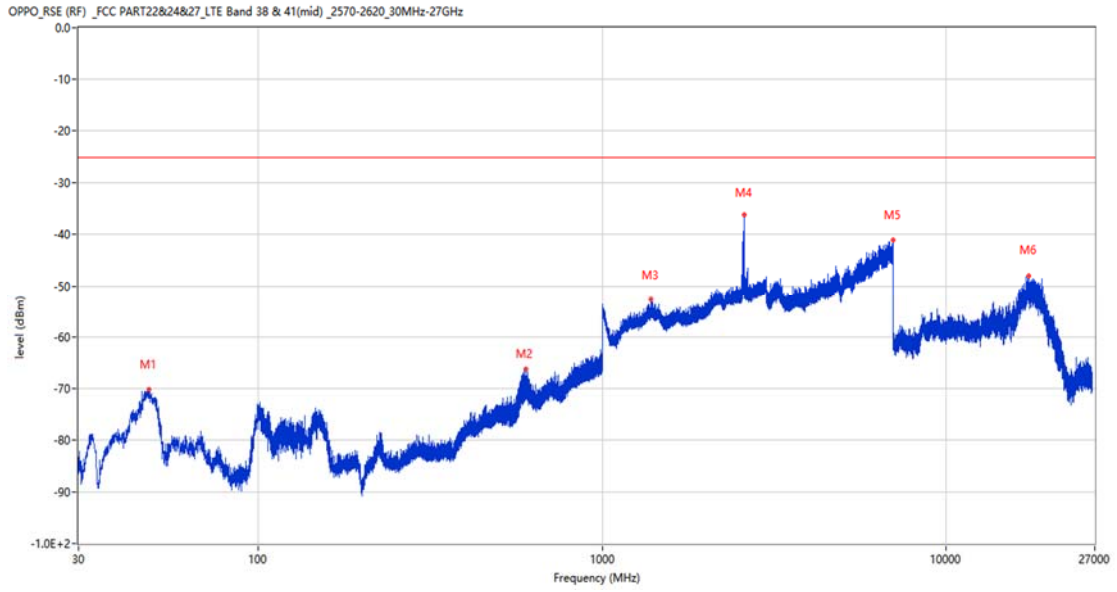
RSE-V&V LTE Band 41 BW15 CH40620



| Frequency (MHz) | Result (dBm) | Factor (dB) | PK Limit (dBm) | Over Limit (dB) | Table (o) | ANT      | EUT      | Verdict |
|-----------------|--------------|-------------|----------------|-----------------|-----------|----------|----------|---------|
| 47.072          | -69.24       | -16.14      | -25.0          | -44.24          | 54.00     | Vertical | Vertical | Pass    |
| 612.242         | -66.63       | -2.32       | -25.0          | -41.63          | 110.00    | Vertical | Vertical | Pass    |
| 2559.500        | -39.49       | 3.53        | -25.0          | -14.49          | 326.00    | Vertical | Vertical | N/A     |
| 2586.600        | -34.08       | 5.05        | -25.0          | -9.08           | 48.00     | Vertical | Vertical | N/A     |
| 6988.600        | -41.07       | 13.71       | -25.0          | -16.07          | 136.00    | Vertical | Vertical | Pass    |
| 17061.037       | -48.47       | 9.95        | -25.0          | -23.47          | 331.00    | Vertical | Vertical | Pass    |



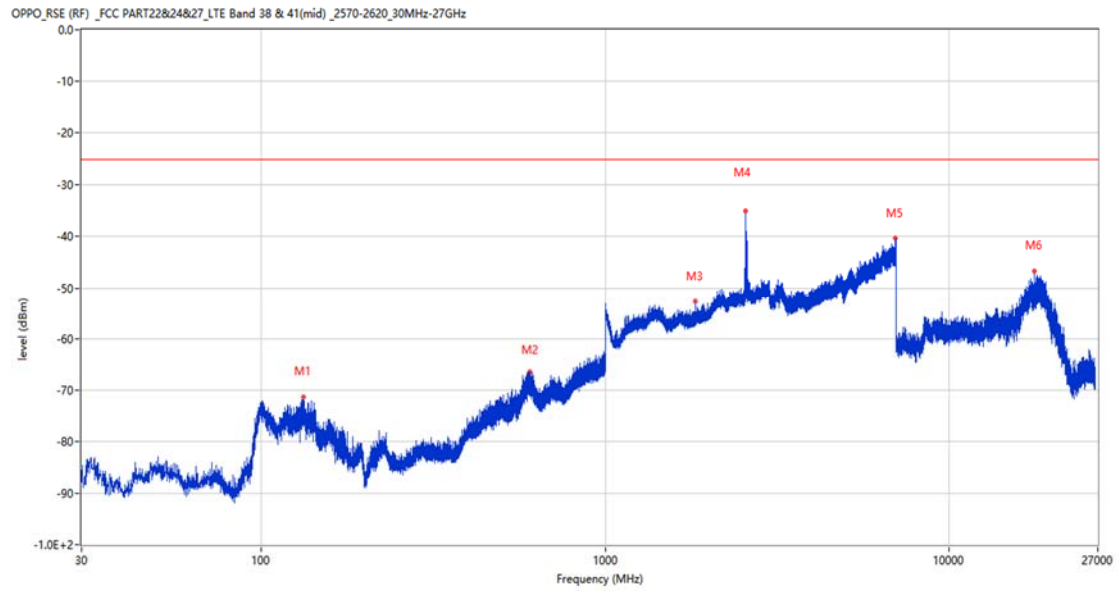
RSE-V&H LTE Band 41 BW15 CH40620



| Frequency (MHz) | Result (dBm) | Factor (dB) | PK Limit (dBm) | Over Limit (dB) | Table (o) | ANT      | EUT        | Verdict |
|-----------------|--------------|-------------|----------------|-----------------|-----------|----------|------------|---------|
| 48.187          | -70.30       | -15.74      | -25.0          | -45.30          | 54.00     | Vertical | Horizontal | Pass    |
| 598.372         | -66.34       | -2.77       | -25.0          | -41.34          | 137.00    | Vertical | Horizontal | Pass    |
| 1387.200        | -52.78       | -1.93       | -25.0          | -27.78          | 215.00    | Vertical | Horizontal | Pass    |
| 2586.700        | -36.14       | 5.04        | -25.0          | -11.14          | 10.00     | Vertical | Horizontal | N/A     |
| 6992.800        | -41.14       | 13.92       | -25.0          | -16.14          | 274.00    | Vertical | Horizontal | Pass    |
| 17353.200       | -48.00       | 10.60       | -25.0          | -23.00          | 55.00     | Vertical | Horizontal | Pass    |

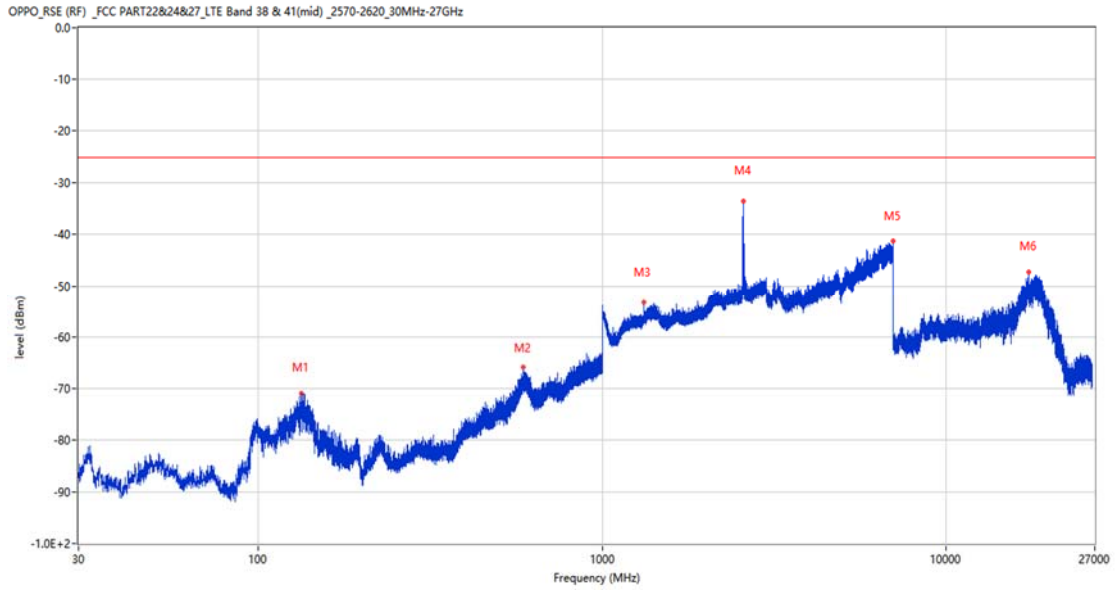
## 9.4 LTE Band 41 BW20, Middle Channel

RSE-H&H LTE Band 41 BW20 CH40620



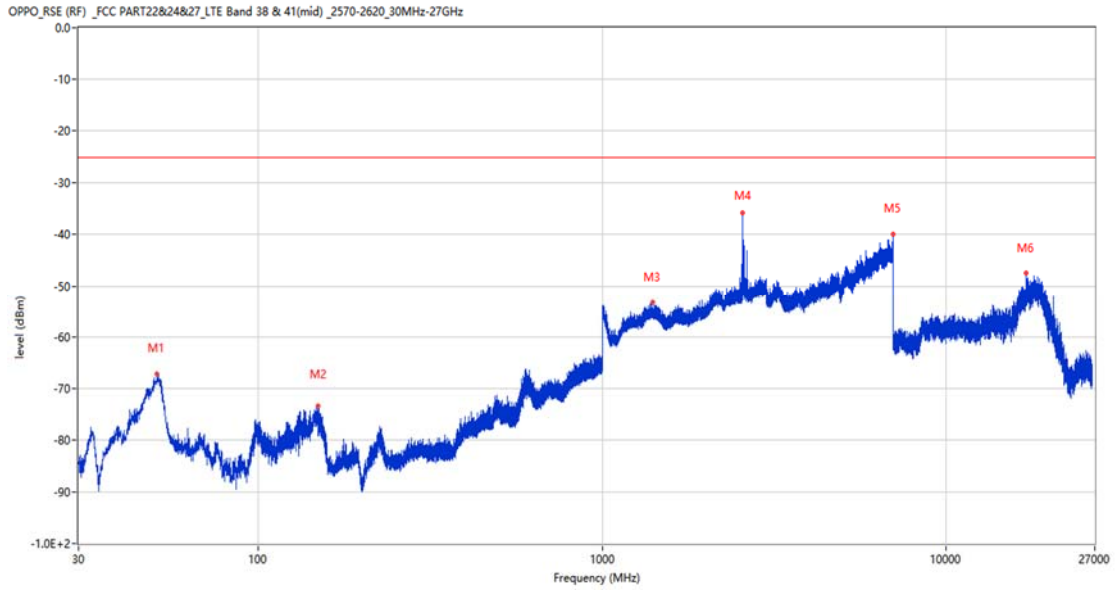
| Frequency (MHz) | Result (dBm) | Factor (dB) | PK Limit (dBm) | Over Limit (dB) | Table (o) | ANT        | EUT        | Verdict |
|-----------------|--------------|-------------|----------------|-----------------|-----------|------------|------------|---------|
| 132.674         | -71.45       | -16.82      | -25.0          | -46.45          | 178.00    | Horizontal | Horizontal | Pass    |
| 602.252         | -66.46       | -2.53       | -25.0          | -41.46          | 31.00     | Horizontal | Horizontal | Pass    |
| 1826.300        | -52.72       | -2.84       | -25.0          | -27.72          | 48.00     | Horizontal | Horizontal | Pass    |
| 2561.700        | -34.94       | 4.92        | -25.0          | -9.94           | 304.00    | Horizontal | Horizontal | N/A     |
| 6974.800        | -40.28       | 13.30       | -25.0          | -15.28          | 231.00    | Horizontal | Horizontal | Pass    |
| 17617.013       | -46.77       | 10.74       | -25.0          | -21.77          | 360.00    | Horizontal | Horizontal | Pass    |

RSE-H&V LTE Band 41 BW20 CH40620



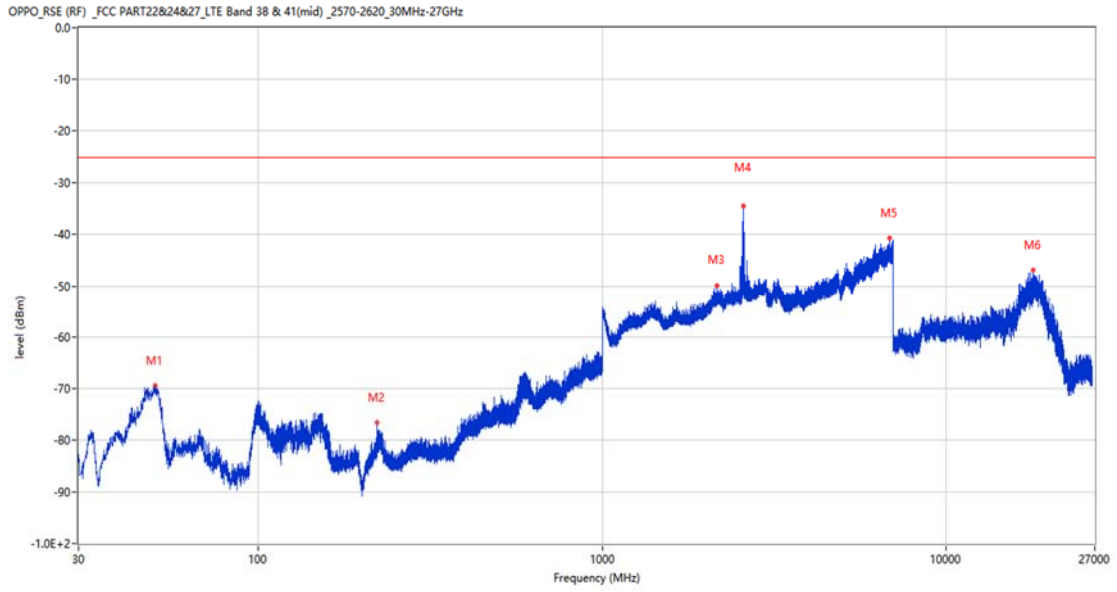
| Frequency (MHz) | Result (dBm) | Factor (dB) | PK Limit (dBm) | Over Limit (dB) | Table (o) | ANT        | EUT      | Verdict |
|-----------------|--------------|-------------|----------------|-----------------|-----------|------------|----------|---------|
| 133.402         | -71.01       | -16.65      | -25.0          | -46.01          | 156.00    | Horizontal | Vertical | Pass    |
| 589.205         | -65.86       | -3.60       | -25.0          | -40.86          | 0.00      | Horizontal | Vertical | Pass    |
| 1323.000        | -53.31       | -2.97       | -25.0          | -28.31          | 136.00    | Horizontal | Vertical | Pass    |
| 2564.400        | -33.60       | 5.96        | -25.0          | -8.60           | 315.00    | Horizontal | Vertical | N/A     |
| 6995.400        | -41.17       | 13.80       | -25.0          | -16.17          | 342.00    | Horizontal | Vertical | Pass    |
| 17356.349       | -47.36       | 10.54       | -25.0          | -22.36          | 360.00    | Horizontal | Vertical | Pass    |

RSE-V&V LTE Band 41 BW20 CH40620



| Frequency (MHz) | Result (dBm) | Factor (dB) | PK Limit (dBm) | Over Limit (dB) | Table (o) | ANT      | EUT      | Verdict |
|-----------------|--------------|-------------|----------------|-----------------|-----------|----------|----------|---------|
| 50.758          | -67.15       | -14.87      | -25.0          | -42.15          | 124.00    | Vertical | Vertical | Pass    |
| 148.971         | -73.36       | -15.48      | -25.0          | -48.36          | 360.00    | Vertical | Vertical | Pass    |
| 1400.600        | -53.35       | -1.72       | -25.0          | -28.35          | 0.00      | Vertical | Vertical | Pass    |
| 2561.900        | -35.69       | 5.09        | -25.0          | -10.69          | 236.00    | Vertical | Vertical | N/A     |
| 6999.200        | -39.90       | 13.93       | -25.0          | -14.90          | 256.00    | Vertical | Vertical | Pass    |
| 17096.738       | -47.38       | 10.13       | -25.0          | -22.38          | 347.00    | Vertical | Vertical | Pass    |

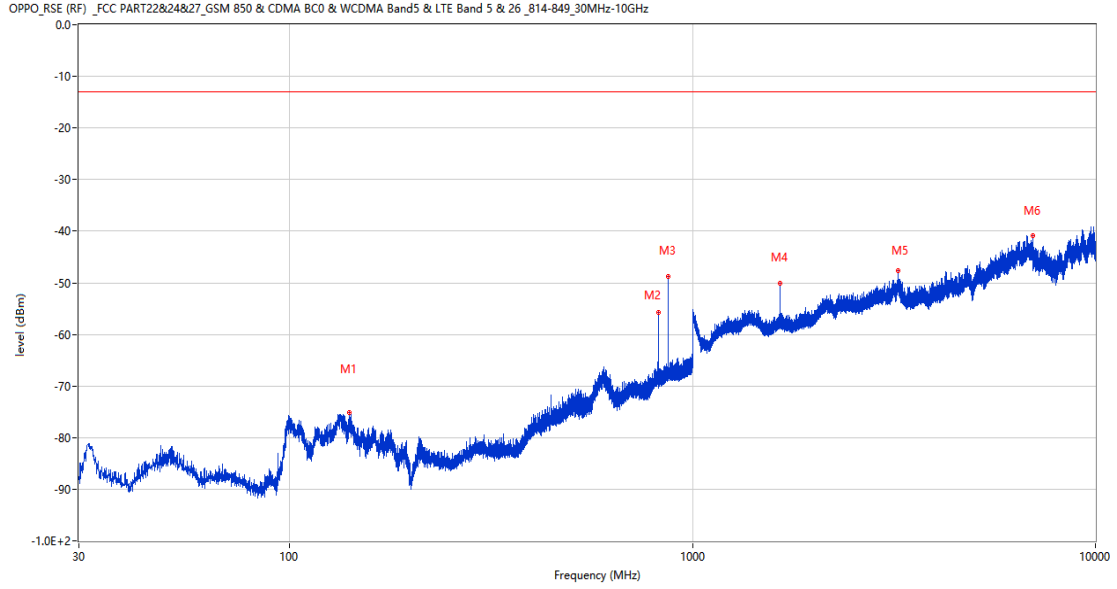
RSE-V&H LTE Band 41 BW20 CH40620



| Frequency (MHz) | Result (dBm) | Factor (dB) | PK Limit (dBm) | Over Limit (dB) | Table (o) | ANT      | EUT        | Verdict |
|-----------------|--------------|-------------|----------------|-----------------|-----------|----------|------------|---------|
| 50.224          | -69.52       | -14.91      | -25.0          | -44.52          | 92.00     | Vertical | Horizontal | Pass    |
| 221.236         | -76.70       | -14.21      | -25.0          | -51.70          | 122.00    | Vertical | Horizontal | Pass    |
| 2155.700        | -49.96       | 0.81        | -25.0          | -24.96          | 229.00    | Vertical | Horizontal | Pass    |
| 2563.200        | -34.55       | 6.01        | -25.0          | -9.55           | 118.00    | Vertical | Horizontal | N/A     |
| 6817.600        | -40.67       | 13.11       | -25.0          | -15.67          | 293.00    | Vertical | Horizontal | Pass    |
| 17851.687       | -46.91       | 10.51       | -25.0          | -21.91          | 363.00    | Vertical | Horizontal | Pass    |

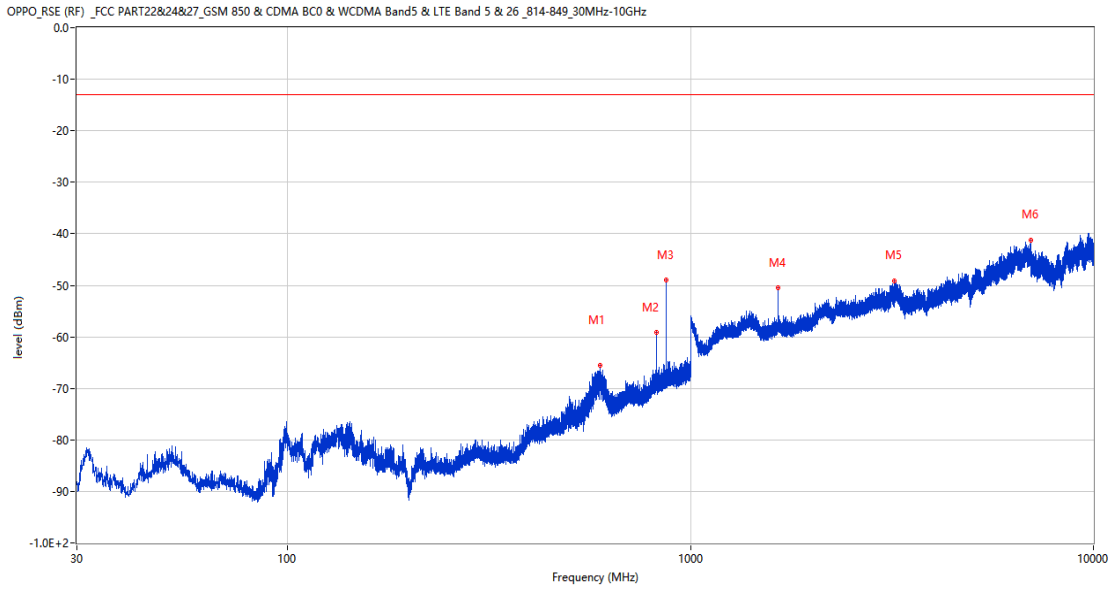
Down Antenna  
 GSM  
 10 GSM 850  
 10.1 GSM 850 Low Channel

RSE-H&H GSM 850 CH128



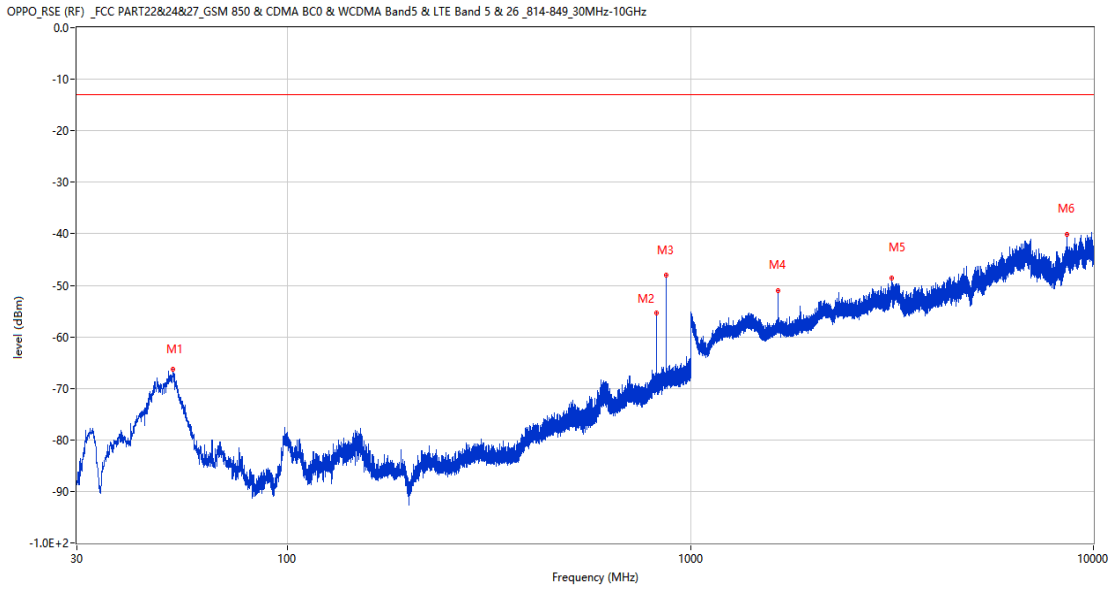
| Frequency (MHz) | Result (dBm) | Factor (dB) | PK Limit (dBm) | Over Limit (dB) | Table (o) | ANT        | EUT        | Verdict |
|-----------------|--------------|-------------|----------------|-----------------|-----------|------------|------------|---------|
| 140.483         | -75.18       | -15.98      | -13.0          | -62.18          | 282.00    | Horizontal | Horizontal | Pass    |
| 824.139         | -55.77       | 2.01        | -13.0          | -42.77          | 349.00    | Horizontal | Horizontal | N/A     |
| 869.147         | -48.82       | 2.21        | -13.0          | -35.82          | 51.00     | Horizontal | Horizontal | N/A     |
| 1648.700        | -50.05       | -4.26       | -13.0          | -37.05          | 292.00    | Horizontal | Horizontal | Pass    |
| 3231.600        | -47.71       | 6.75        | -13.0          | -34.71          | 95.00     | Horizontal | Horizontal | Pass    |
| 6998.800        | -40.84       | 13.94       | -13.0          | -27.84          | 257.00    | Horizontal | Horizontal | Pass    |

RSE-H&V GSM 850 CH128



| Frequency (MHz) | Result (dBm) | Factor (dB) | PK Limit (dBm) | Over Limit (dB) | Table (o) | ANT        | EUT      | Verdict |
|-----------------|--------------|-------------|----------------|-----------------|-----------|------------|----------|---------|
| 596.625         | -65.54       | -4.03       | -13.0          | -52.54          | 22.00     | Horizontal | Vertical | Pass    |
| 824.139         | -59.22       | 2.01        | -13.0          | -46.22          | 297.00    | Horizontal | Vertical | N/A     |
| 869.196         | -49.02       | 2.21        | -13.0          | -36.02          | 55.00     | Horizontal | Vertical | N/A     |
| 1648.600        | -50.56       | -4.26       | -13.0          | -37.56          | 125.00    | Horizontal | Vertical | Pass    |
| 3207.400        | -49.10       | 4.48        | -13.0          | -36.10          | 360.00    | Horizontal | Vertical | Pass    |
| 6983.600        | -41.25       | 13.57       | -13.0          | -28.25          | 181.00    | Horizontal | Vertical | Pass    |

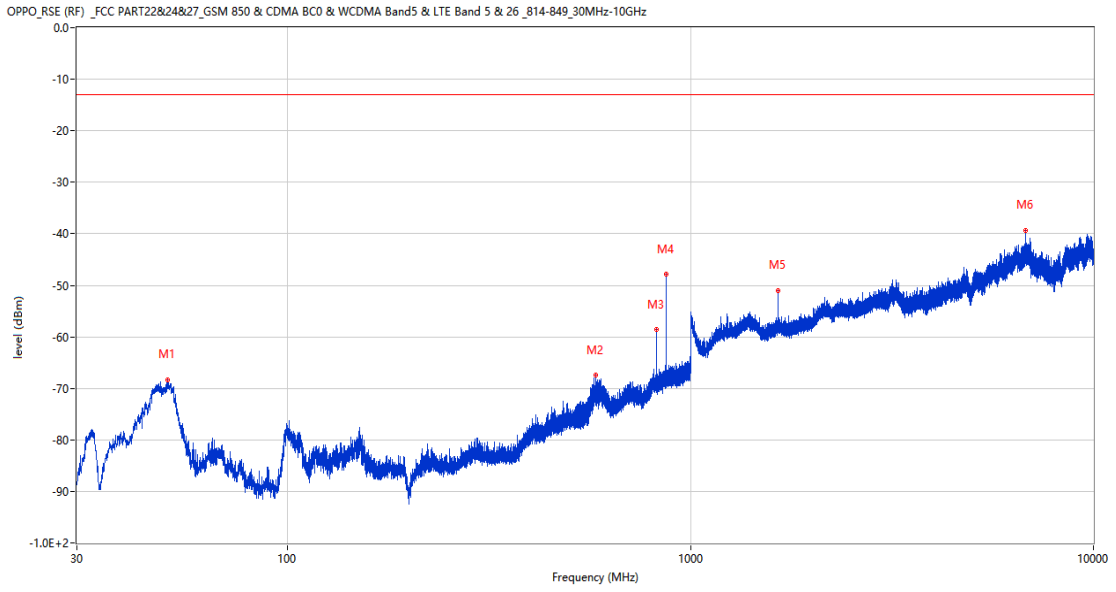
RSE-V&V GSM 850 CH128



| Frequency (MHz) | Result (dBm) | Factor (dB) | PK Limit (dBm) | Over Limit (dB) | Table (o) | ANT      | EUT      | Verdict |
|-----------------|--------------|-------------|----------------|-----------------|-----------|----------|----------|---------|
| 52.019          | -66.38       | -15.01      | -13.0          | -53.38          | 64.00     | Vertical | Vertical | Pass    |
| 824.236         | -55.34       | 2.01        | -13.0          | -42.34          | 167.00    | Vertical | Vertical | N/A     |
| 869.196         | -48.07       | 2.21        | -13.0          | -35.07          | 46.00     | Vertical | Vertical | N/A     |
| 1648.700        | -50.99       | -4.26       | -13.0          | -37.99          | 341.00    | Vertical | Vertical | Pass    |
| 3152.200        | -48.61       | 5.66        | -13.0          | -35.61          | 339.00    | Vertical | Vertical | Pass    |
| 8596.450        | -40.11       | 14.94       | -13.0          | -27.11          | 24.00     | Vertical | Vertical | Pass    |



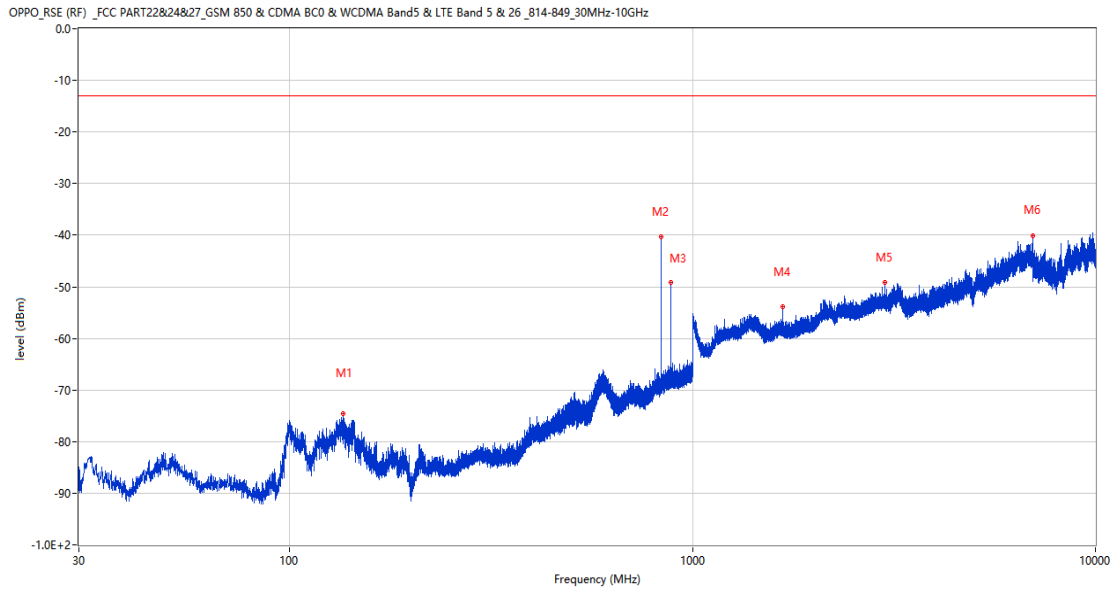
RSE-V&H GSM 850 CH128



| Frequency (MHz) | Result (dBm) | Factor (dB) | PK Limit (dBm) | Over Limit (dB) | Table (o) | ANT      | EUT        | Verdict |
|-----------------|--------------|-------------|----------------|-----------------|-----------|----------|------------|---------|
| 50.370          | -68.27       | -15.20      | -13.0          | -55.27          | 31.00     | Vertical | Horizontal | Pass    |
| 580.669         | -67.48       | -5.44       | -13.0          | -54.48          | 181.00    | Vertical | Horizontal | Pass    |
| 824.139         | -58.59       | 2.01        | -13.0          | -45.59          | 181.00    | Vertical | Horizontal | N/A     |
| 869.196         | -47.91       | 2.21        | -13.0          | -34.91          | 31.00     | Vertical | Horizontal | N/A     |
| 1648.800        | -50.99       | -4.25       | -13.0          | -37.99          | 148.00    | Vertical | Horizontal | Pass    |
| 6802.200        | -39.41       | 13.12       | -13.0          | -26.41          | 188.00    | Vertical | Horizontal | Pass    |

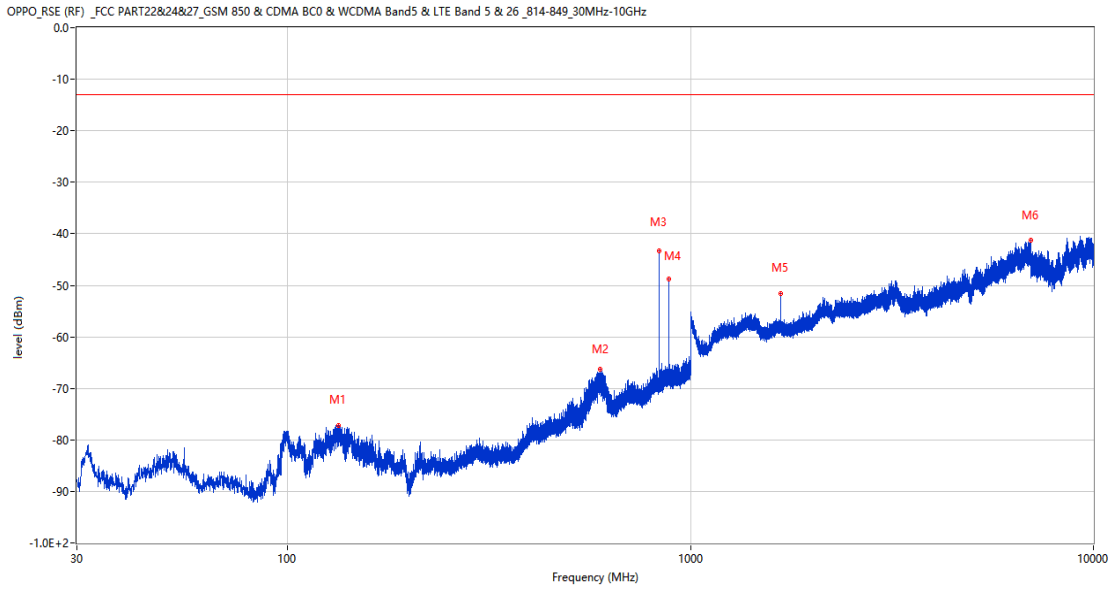
## 10.2 GSM 850 Middle Channel

RSE-H&H GSM 850 CH190



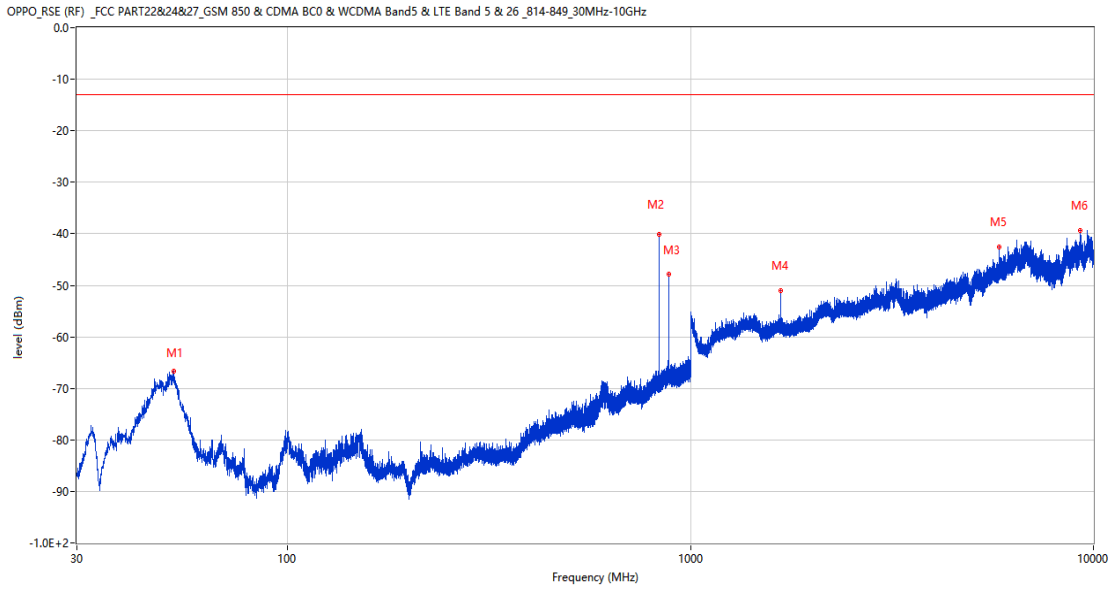
| Frequency (MHz) | Result (dBm) | Factor (dB) | PK Limit (dBm) | Over Limit (dB) | Table (o) | ANT        | EUT        | Verdict |
|-----------------|--------------|-------------|----------------|-----------------|-----------|------------|------------|---------|
| 135.584         | -74.49       | -16.68      | -13.0          | -61.49          | 290.00    | Horizontal | Horizontal | Pass    |
| 836.652         | -40.30       | 2.18        | -13.0          | -27.30          | 340.00    | Horizontal | Horizontal | N/A     |
| 881.660         | -49.19       | 2.74        | -13.0          | -36.19          | 139.00    | Horizontal | Horizontal | N/A     |
| 1673.500        | -53.89       | -4.46       | -13.0          | -40.89          | 60.00     | Horizontal | Horizontal | Pass    |
| 3003.200        | -49.21       | 3.34        | -13.0          | -36.21          | 247.00    | Horizontal | Horizontal | Pass    |
| 6990.600        | -40.10       | 13.86       | -13.0          | -27.10          | 335.00    | Horizontal | Horizontal | Pass    |

RSE-H&V GSM 850 CH190



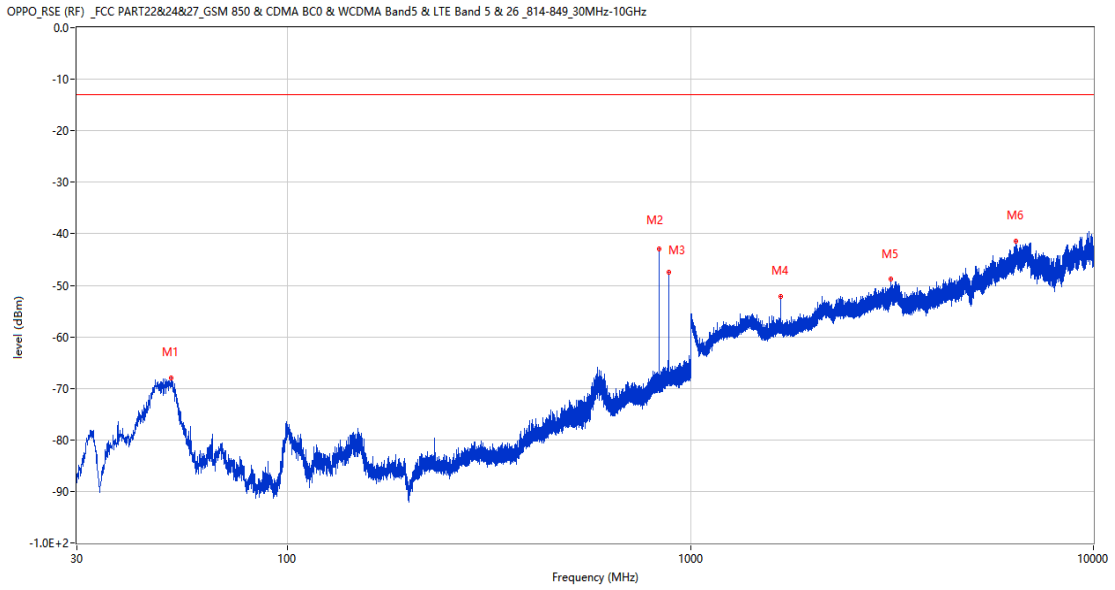
| Frequency (MHz) | Result (dBm) | Factor (dB) | PK Limit (dBm) | Over Limit (dB) | Table (o) | ANT        | EUT      | Verdict |
|-----------------|--------------|-------------|----------------|-----------------|-----------|------------|----------|---------|
| 133.645         | -77.16       | -16.97      | -13.0          | -64.16          | 303.00    | Horizontal | Vertical | Pass    |
| 596.916         | -66.38       | -3.99       | -13.0          | -53.38          | 28.00     | Horizontal | Vertical | Pass    |
| 836.652         | -43.23       | 2.18        | -13.0          | -30.23          | 303.00    | Horizontal | Vertical | N/A     |
| 881.563         | -48.77       | 2.73        | -13.0          | -35.77          | 54.00     | Horizontal | Vertical | N/A     |
| 1673.600        | -51.57       | -4.46       | -13.0          | -38.57          | 141.00    | Horizontal | Vertical | Pass    |
| 6990.200        | -41.15       | 13.83       | -13.0          | -28.15          | 211.00    | Horizontal | Vertical | Pass    |

RSE-V&V GSM 850 CH190



| Frequency (MHz) | Result (dBm) | Factor (dB) | PK Limit (dBm) | Over Limit (dB) | Table (o) | ANT      | EUT      | Verdict |
|-----------------|--------------|-------------|----------------|-----------------|-----------|----------|----------|---------|
| 52.068          | -66.72       | -15.00      | -13.0          | -53.72          | 101.00    | Vertical | Vertical | Pass    |
| 836.652         | -40.09       | 2.18        | -13.0          | -27.09          | 116.00    | Vertical | Vertical | N/A     |
| 881.514         | -47.76       | 2.73        | -13.0          | -34.76          | 29.00     | Vertical | Vertical | N/A     |
| 1673.600        | -51.05       | -4.46       | -13.0          | -38.05          | 308.00    | Vertical | Vertical | Pass    |
| 5835.200        | -42.64       | 9.35        | -13.0          | -29.64          | 182.00    | Vertical | Vertical | Pass    |
| 9271.900        | -39.38       | 16.88       | -13.0          | -26.38          | 42.00     | Vertical | Vertical | Pass    |

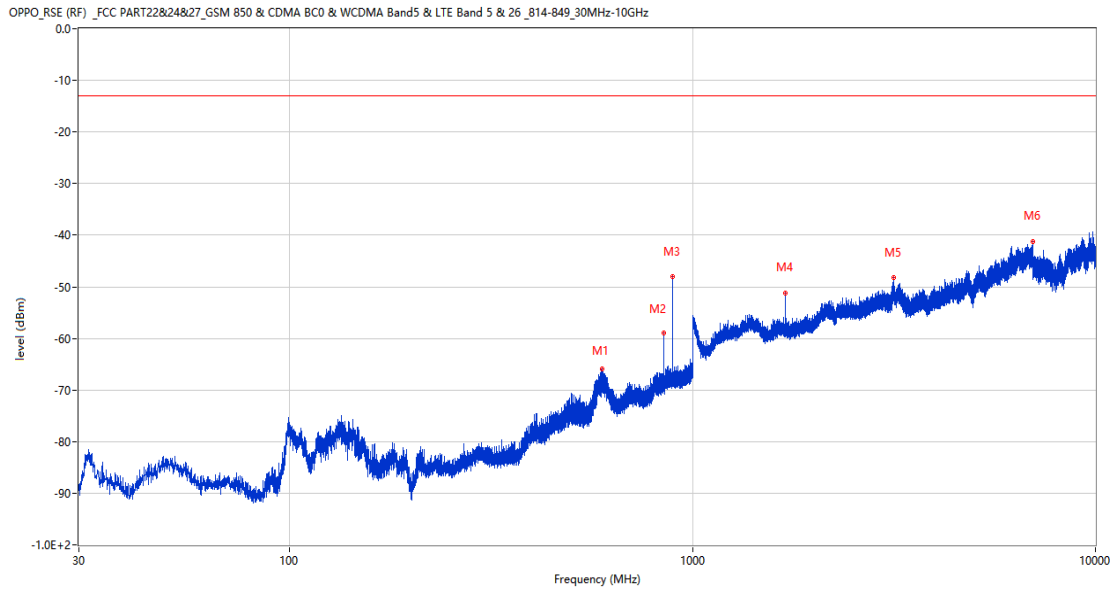
RSE-V&H GSM 850 CH190



| Frequency (MHz) | Result (dBm) | Factor (dB) | PK Limit (dBm) | Over Limit (dB) | Table (o) | ANT      | EUT        | Verdict |
|-----------------|--------------|-------------|----------------|-----------------|-----------|----------|------------|---------|
| 51.340          | -67.93       | -15.07      | -13.0          | -54.93          | 47.00     | Vertical | Horizontal | Pass    |
| 836.652         | -42.97       | 2.18        | -13.0          | -29.97          | 178.00    | Vertical | Horizontal | N/A     |
| 881.612         | -47.41       | 2.73        | -13.0          | -34.41          | 25.00     | Vertical | Horizontal | N/A     |
| 1673.500        | -52.09       | -4.46       | -13.0          | -39.09          | 151.00    | Vertical | Horizontal | Pass    |
| 3149.400        | -48.76       | 5.57        | -13.0          | -35.76          | 301.00    | Vertical | Horizontal | Pass    |
| 6421.200        | -41.36       | 11.67       | -13.0          | -28.36          | 0.00      | Vertical | Horizontal | Pass    |

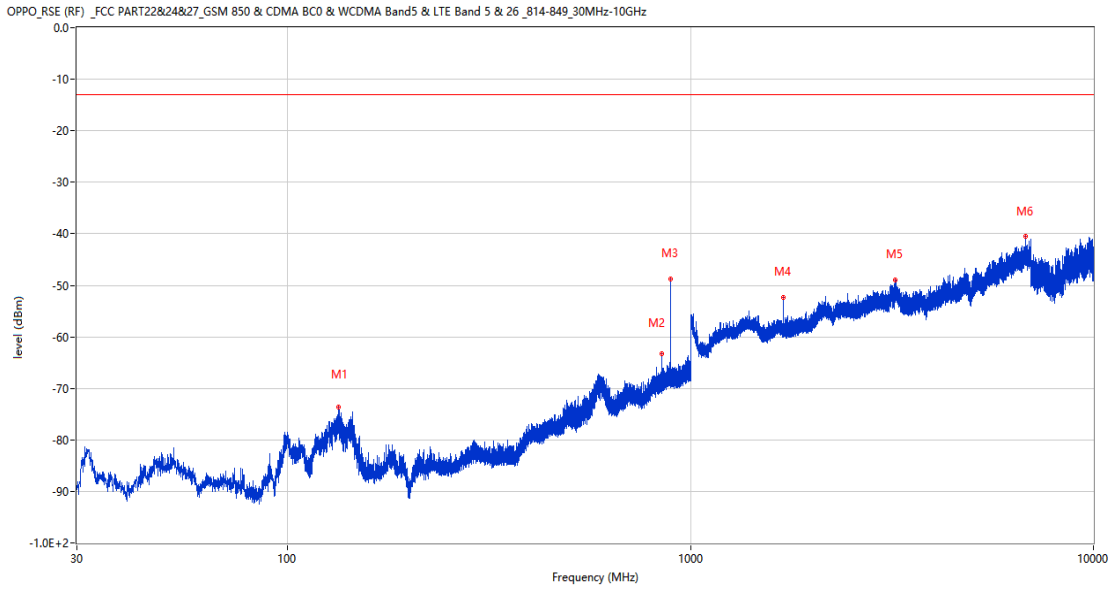
### 10.3 GSM 850 High Channel

RSE-H&H GSM 850 CH251



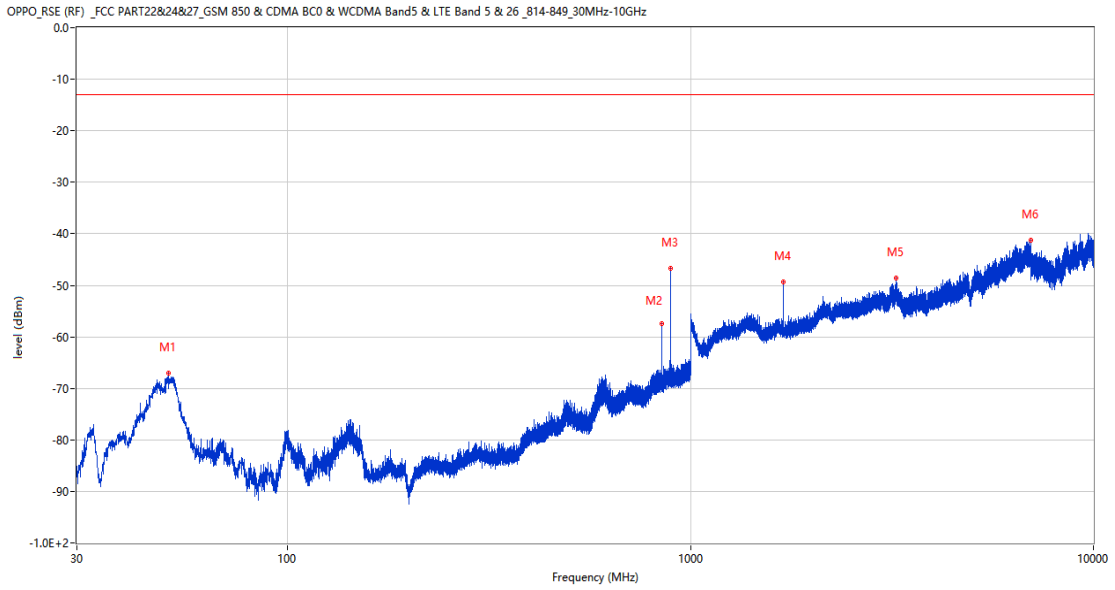
| Frequency (MHz) | Result (dBm) | Factor (dB) | PK Limit (dBm) | Over Limit (dB) | Table (o) | ANT        | EUT        | Verdict |
|-----------------|--------------|-------------|----------------|-----------------|-----------|------------|------------|---------|
| 595.898         | -65.96       | -4.11       | -13.0          | -52.96          | 207.00    | Horizontal | Horizontal | Pass    |
| 848.777         | -59.00       | 2.29        | -13.0          | -46.00          | 337.00    | Horizontal | Horizontal | N/A     |
| 893.737         | -48.06       | 2.49        | -13.0          | -35.06          | 154.00    | Horizontal | Horizontal | N/A     |
| 1697.800        | -51.14       | -4.85       | -13.0          | -38.14          | 85.00     | Horizontal | Horizontal | Pass    |
| 3160.200        | -48.23       | 6.16        | -13.0          | -35.23          | 183.00    | Horizontal | Horizontal | Pass    |
| 6999.400        | -41.30       | 13.92       | -13.0          | -28.30          | 39.00     | Horizontal | Horizontal | Pass    |

RSE-H&V GSM 850 CH251



| Frequency (MHz) | Result (dBm) | Factor (dB) | PK Limit (dBm) | Over Limit (dB) | Table (o) | ANT        | EUT      | Verdict |
|-----------------|--------------|-------------|----------------|-----------------|-----------|------------|----------|---------|
| 133.645         | -73.72       | -16.97      | -13.0          | -60.72          | 135.00    | Horizontal | Vertical | Pass    |
| 848.729         | -63.22       | 2.29        | -13.0          | -50.22          | 310.00    | Horizontal | Vertical | N/A     |
| 893.737         | -48.81       | 2.49        | -13.0          | -35.81          | 162.00    | Horizontal | Vertical | N/A     |
| 1697.800        | -52.29       | -4.85       | -13.0          | -39.29          | 209.00    | Horizontal | Vertical | Pass    |
| 3224.600        | -48.96       | 6.22        | -13.0          | -35.96          | 304.00    | Horizontal | Vertical | Pass    |
| 6795.600        | -40.42       | 13.07       | -13.0          | -27.42          | 360.00    | Horizontal | Vertical | Pass    |

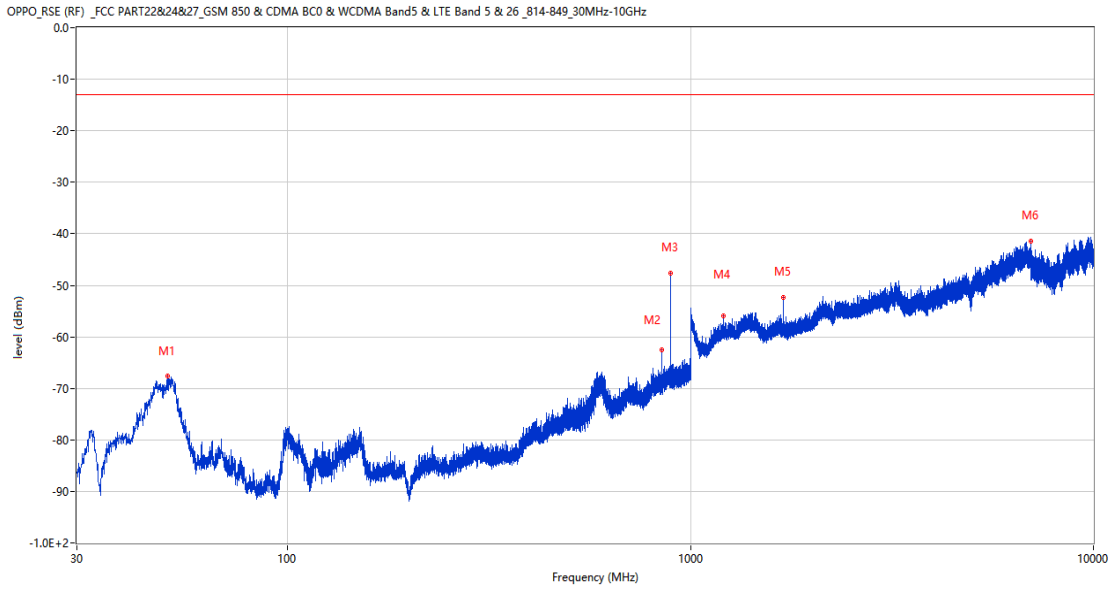
RSE-V&V GSM 850 CH251



| Frequency (MHz) | Result (dBm) | Factor (dB) | PK Limit (dBm) | Over Limit (dB) | Table (o) | ANT      | EUT      | Verdict |
|-----------------|--------------|-------------|----------------|-----------------|-----------|----------|----------|---------|
| 50.758          | -66.98       | -15.15      | -13.0          | -53.98          | 49.00     | Vertical | Vertical | Pass    |
| 848.777         | -57.40       | 2.29        | -13.0          | -44.40          | 317.00    | Vertical | Vertical | N/A     |
| 893.882         | -46.69       | 2.48        | -13.0          | -33.69          | 24.00     | Vertical | Vertical | N/A     |
| 1697.600        | -49.34       | -4.83       | -13.0          | -36.34          | 5.00      | Vertical | Vertical | Pass    |
| 3244.200        | -48.53       | 6.28        | -13.0          | -35.53          | 318.00    | Vertical | Vertical | Pass    |
| 6979.800        | -41.19       | 13.44       | -13.0          | -28.19          | 231.00    | Vertical | Vertical | Pass    |



RSE-V&H GSM 850 CH251



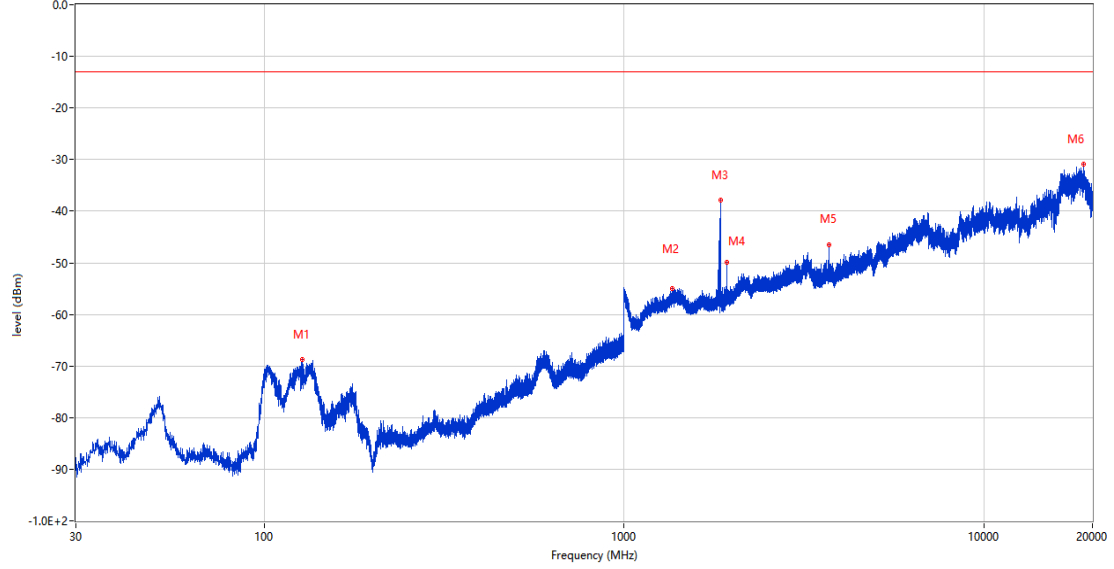
| Frequency (MHz) | Result (dBm) | Factor (dB) | PK Limit (dBm) | Over Limit (dB) | Table (o) | ANT      | EUT        | Verdict |
|-----------------|--------------|-------------|----------------|-----------------|-----------|----------|------------|---------|
| 50.419          | -67.70       | -15.19      | -13.0          | -54.70          | 69.00     | Vertical | Horizontal | Pass    |
| 848.874         | -62.51       | 2.29        | -13.0          | -49.51          | 191.00    | Vertical | Horizontal | N/A     |
| 893.785         | -47.64       | 2.49        | -13.0          | -34.64          | 11.00     | Vertical | Horizontal | N/A     |
| 1204.700        | -55.94       | -4.98       | -13.0          | -42.94          | 359.00    | Vertical | Horizontal | Pass    |
| 1697.800        | -52.34       | -4.85       | -13.0          | -39.34          | 275.00    | Vertical | Horizontal | Pass    |
| 6989.600        | -41.51       | 13.78       | -13.0          | -28.51          | 167.00    | Vertical | Horizontal | Pass    |

# 11 GSM 1900

## 11.1 GSM 1900 Low Channel

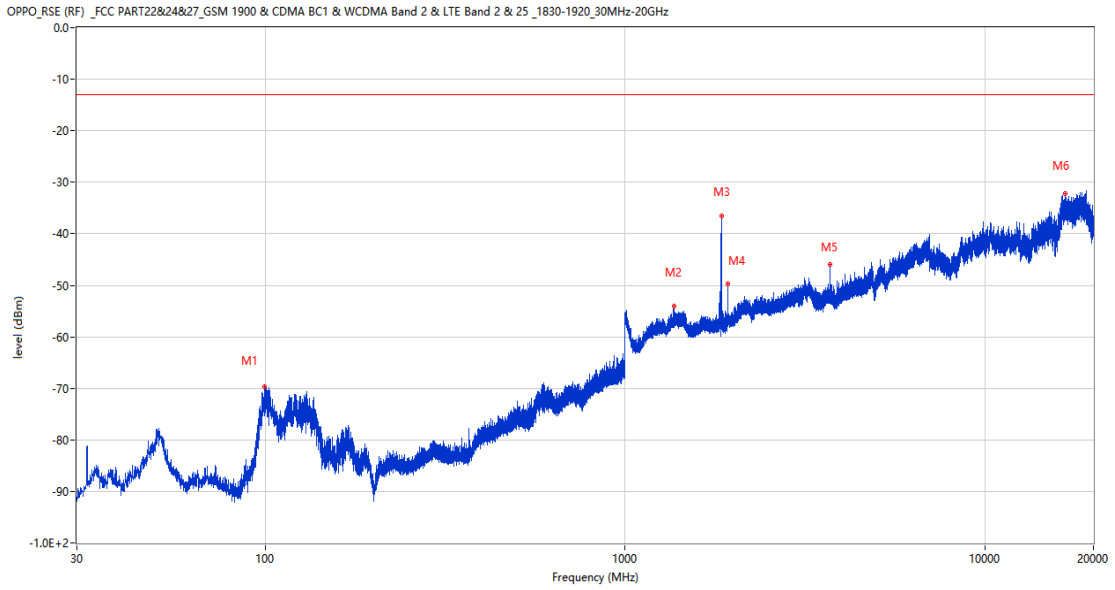
RSE-H&H GSM 1900 CH512

OPPO\_RSE (RF) \_FCC PART22&24&27\_GSM 1900 & CDMA BC1 & WCDMA Band 2 & LTE Band 2 & 25\_1830-1920\_30MHz-20GHz



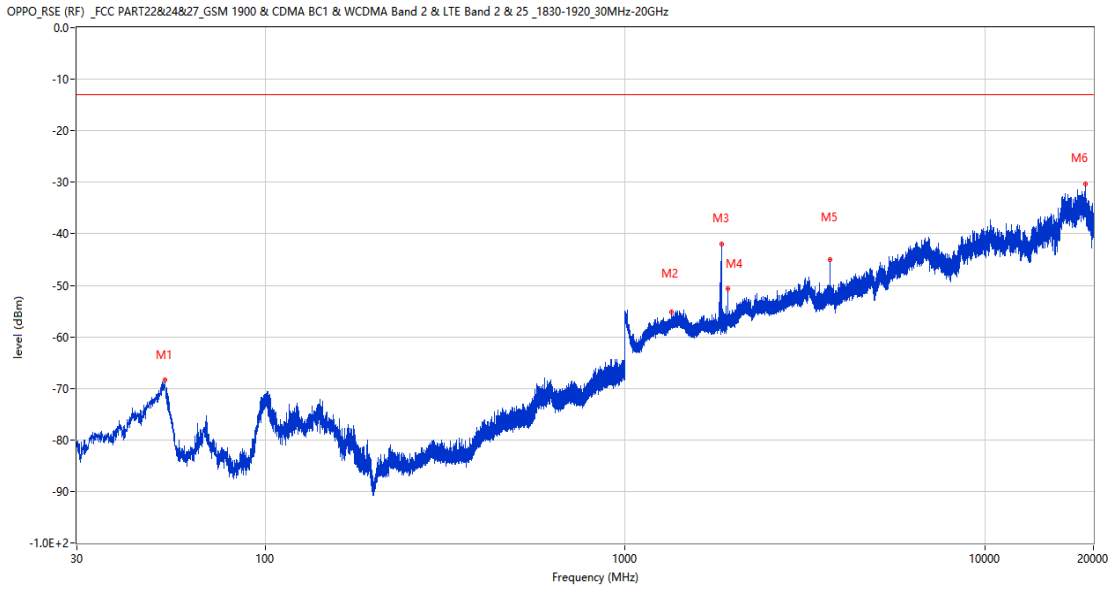
| Frequency (MHz) | Result (dBm) | Factor (dB) | PK Limit (dBm) | Over Limit (dB) | Table (o) | ANT        | EUT        | Verdict |
|-----------------|--------------|-------------|----------------|-----------------|-----------|------------|------------|---------|
| 127.679         | -68.69       | -18.24      | -13.0          | -55.69          | 147.00    | Horizontal | Horizontal | Pass    |
| 1359.100        | -55.03       | -3.78       | -13.0          | -42.03          | 104.00    | Horizontal | Horizontal | Pass    |
| 1850.400        | -37.82       | -2.88       | -13.0          | -24.82          | 299.00    | Horizontal | Horizontal | N/A     |
| 1930.400        | -50.18       | -2.74       | -13.0          | -37.18          | 222.00    | Horizontal | Horizontal | N/A     |
| 3700.400        | -46.59       | 4.22        | -13.0          | -33.59          | 250.00    | Horizontal | Horizontal | Pass    |
| 18916.489       | -30.87       | 25.08       | -13.0          | -17.87          | 122.00    | Horizontal | Horizontal | Pass    |

RSE-H&V GSM 1900 CH512



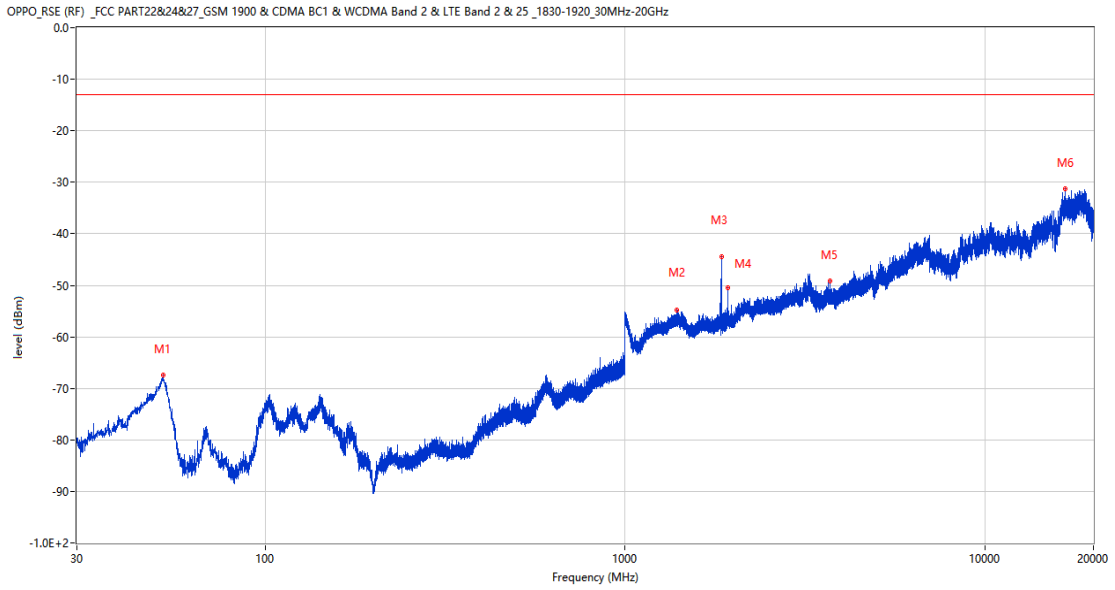
| Frequency (MHz) | Result (dBm) | Factor (dB) | PK Limit (dBm) | Over Limit (dB) | Table (o) | ANT        | EUT      | Verdict |
|-----------------|--------------|-------------|----------------|-----------------|-----------|------------|----------|---------|
| 99.501          | -69.64       | -21.01      | -13.0          | -56.64          | 349.00    | Horizontal | Vertical | Pass    |
| 1368.100        | -53.97       | -3.65       | -13.0          | -40.97          | 255.00    | Horizontal | Vertical | Pass    |
| 1850.600        | -36.57       | -2.88       | -13.0          | -23.57          | 173.00    | Horizontal | Vertical | N/A     |
| 1930.500        | -49.79       | -2.77       | -13.0          | -36.79          | 64.00     | Horizontal | Vertical | N/A     |
| 3700.600        | -46.01       | 4.23        | -13.0          | -33.01          | 352.00    | Horizontal | Vertical | Pass    |
| 16687.838       | -32.12       | 26.34       | -13.0          | -19.12          | 170.00    | Horizontal | Vertical | Pass    |

RSE-V&V GSM 1900 CH512



| Frequency (MHz) | Result (dBm) | Factor (dB) | PK Limit (dBm) | Over Limit (dB) | Table (o) | ANT      | EUT      | Verdict |
|-----------------|--------------|-------------|----------------|-----------------|-----------|----------|----------|---------|
| 52.746          | -68.41       | -14.91      | -13.0          | -55.41          | 250.00    | Vertical | Vertical | Pass    |
| 1348.300        | -55.12       | -3.83       | -13.0          | -42.12          | 279.00    | Vertical | Vertical | Pass    |
| 1850.600        | -41.98       | -2.88       | -13.0          | -28.98          | 134.00    | Vertical | Vertical | N/A     |
| 1930.100        | -50.63       | -2.64       | -13.0          | -37.63          | 104.00    | Vertical | Vertical | N/A     |
| 3700.400        | -44.93       | 4.22        | -13.0          | -31.93          | 261.00    | Vertical | Vertical | Pass    |
| 19057.500       | -30.32       | 25.00       | -13.0          | -17.32          | 66.00     | Vertical | Vertical | Pass    |

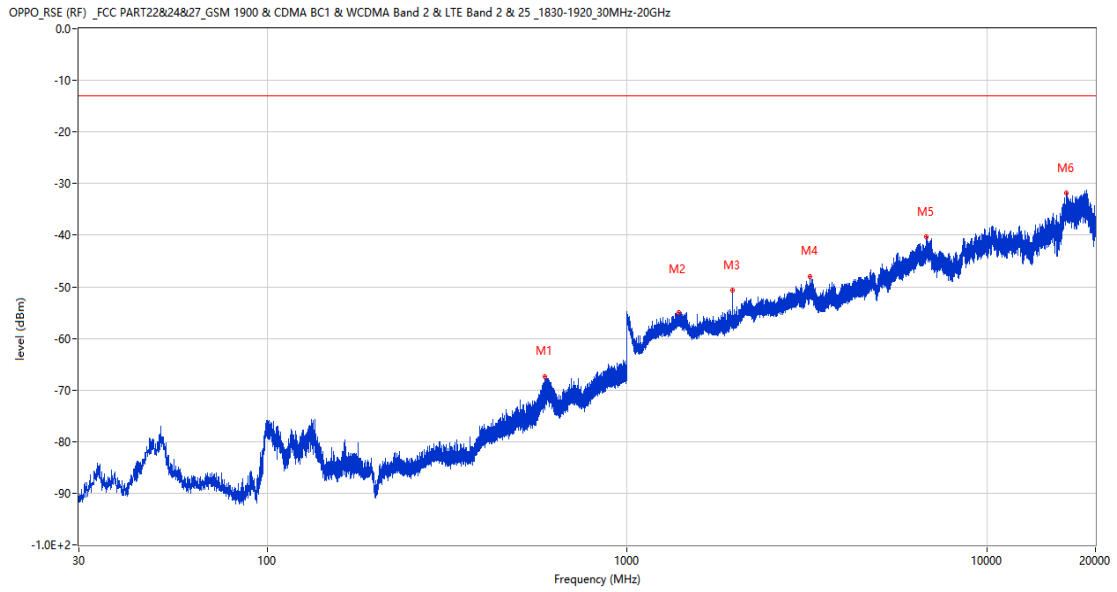
RSE-V&H GSM 1900 CH512



| Frequency (MHz) | Result (dBm) | Factor (dB) | PK Limit (dBm) | Over Limit (dB) | Table (o) | ANT      | EUT        | Verdict |
|-----------------|--------------|-------------|----------------|-----------------|-----------|----------|------------|---------|
| 52.068          | -67.34       | -14.95      | -13.0          | -54.34          | 203.00    | Vertical | Horizontal | Pass    |
| 1390.600        | -54.81       | -3.28       | -13.0          | -41.81          | 291.00    | Vertical | Horizontal | Pass    |
| 1850.500        | -44.48       | -2.88       | -13.0          | -31.48          | 349.00    | Vertical | Horizontal | N/A     |
| 1930.400        | -50.45       | -2.74       | -13.0          | -37.45          | 109.00    | Vertical | Horizontal | N/A     |
| 3700.800        | -49.10       | 4.23        | -13.0          | -36.10          | 225.00    | Vertical | Horizontal | Pass    |
| 16696.901       | -31.25       | 26.23       | -13.0          | -18.25          | 360.00    | Vertical | Horizontal | Pass    |

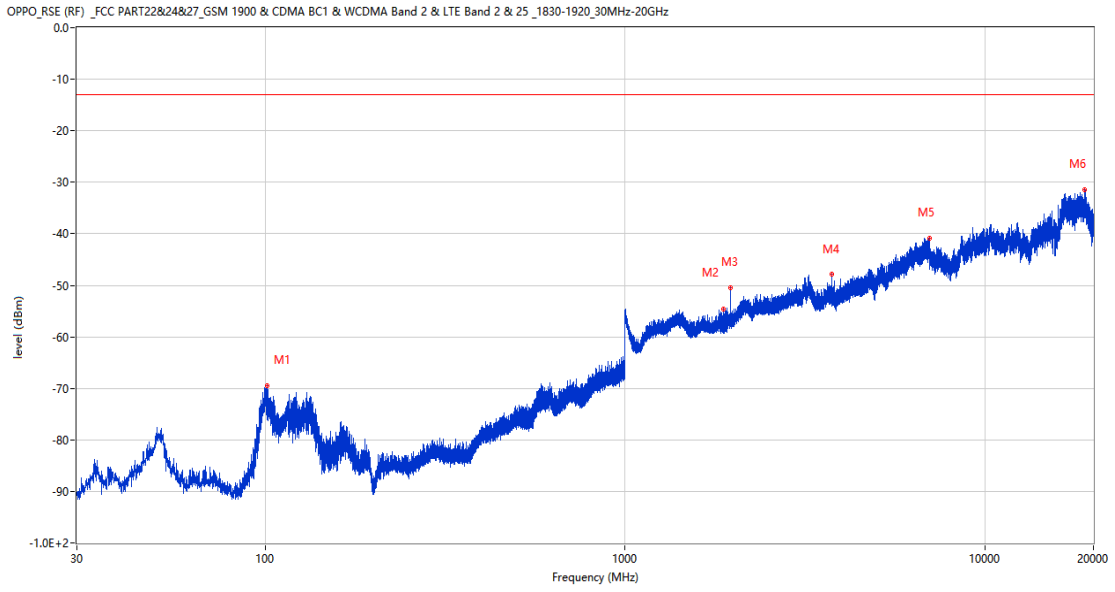
## 11.2 GSM 1900 Middle Channel

RSE-H&H GSM 1900 CH661



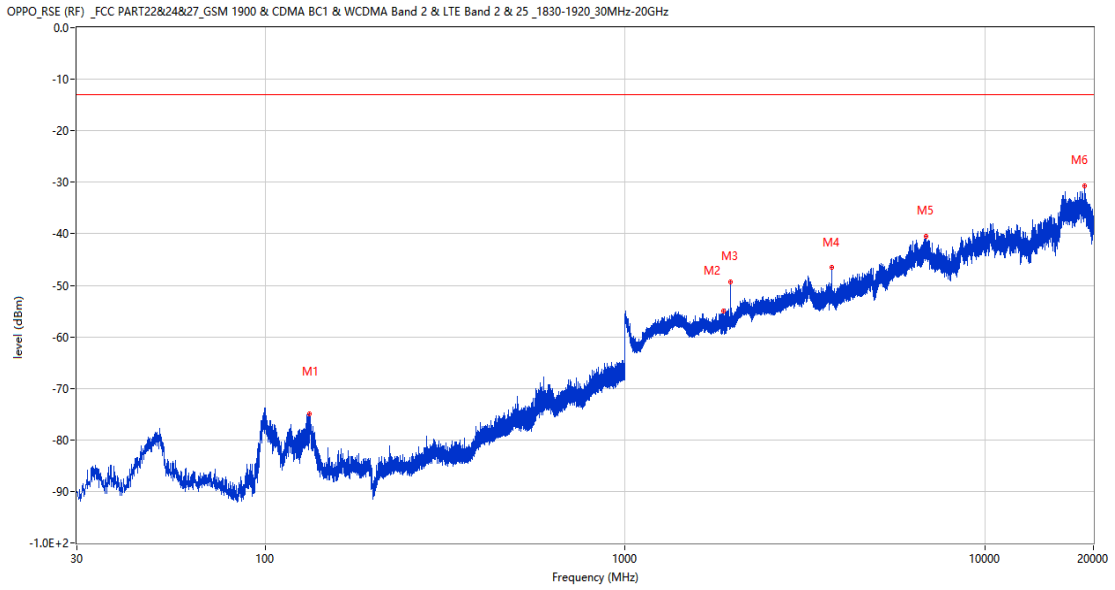
| Frequency (MHz) | Result (dBm) | Factor (dB) | PK Limit (dBm) | Over Limit (dB) | Table (o) | ANT        | EUT        | Verdict |
|-----------------|--------------|-------------|----------------|-----------------|-----------|------------|------------|---------|
| 590.417         | -67.36       | -4.67       | -13.0          | -54.36          | 197.00    | Horizontal | Horizontal | Pass    |
| 1392.700        | -55.05       | -3.17       | -13.0          | -42.05          | 216.00    | Horizontal | Horizontal | Pass    |
| 1960.100        | -50.74       | -3.59       | -13.0          | -37.74          | 173.00    | Horizontal | Horizontal | N/A     |
| 3230.800        | -47.98       | 6.67        | -13.0          | -34.98          | 163.00    | Horizontal | Horizontal | Pass    |
| 6775.600        | -40.39       | 12.87       | -13.0          | -27.39          | 234.00    | Horizontal | Horizontal | Pass    |
| 16613.526       | -31.85       | 24.94       | -13.0          | -18.85          | 2.00      | Horizontal | Horizontal | Pass    |

RSE-H&V GSM 1900 CH661



| Frequency (MHz) | Result (dBm) | Factor (dB) | PK Limit (dBm) | Over Limit (dB) | Table (o) | ANT        | EUT      | Verdict |
|-----------------|--------------|-------------|----------------|-----------------|-----------|------------|----------|---------|
| 101.198         | -69.54       | -21.21      | -13.0          | -56.54          | 341.00    | Horizontal | Vertical | Pass    |
| 1880.000        | -54.58       | -2.60       | -13.0          | -41.58          | 182.00    | Horizontal | Vertical | N/A     |
| 1960.000        | -50.38       | -3.59       | -13.0          | -37.38          | 228.00    | Horizontal | Vertical | N/A     |
| 3759.800        | -47.91       | 4.42        | -13.0          | -34.91          | 54.00     | Horizontal | Vertical | Pass    |
| 6995.200        | -40.87       | 13.81       | -13.0          | -27.87          | 161.00    | Horizontal | Vertical | Pass    |
| 18940.774       | -31.52       | 25.07       | -13.0          | -18.52          | 216.00    | Horizontal | Vertical | Pass    |

RSE-V&V GSM 1900 CH661

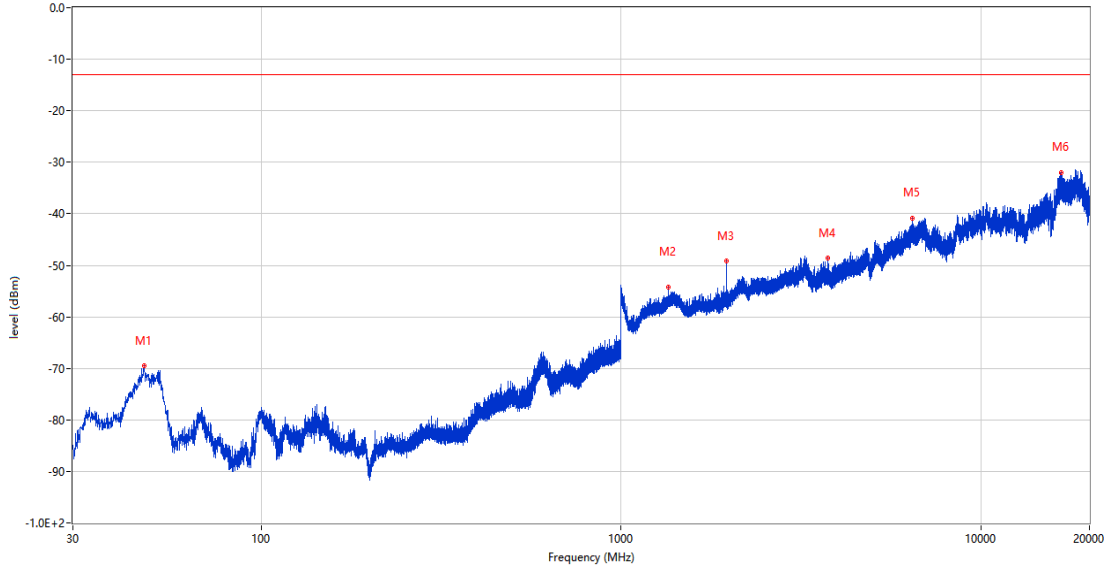


| Frequency (MHz) | Result (dBm) | Factor (dB) | PK Limit (dBm) | Over Limit (dB) | Table (o) | ANT      | EUT      | Verdict |
|-----------------|--------------|-------------|----------------|-----------------|-----------|----------|----------|---------|
| 132.577         | -74.91       | -17.22      | -13.0          | -61.91          | 149.00    | Vertical | Vertical | Pass    |
| 1877.500        | -55.04       | -2.62       | -13.0          | -42.04          | 216.00    | Vertical | Vertical | N/A     |
| 1960.200        | -50.29       | -3.60       | -13.0          | -37.29          | 1.00      | Vertical | Vertical | N/A     |
| 3760.200        | -46.59       | 4.38        | -13.0          | -33.59          | 266.00    | Vertical | Vertical | Pass    |
| 6848.000        | -40.56       | 12.56       | -13.0          | -27.56          | 304.00    | Vertical | Vertical | Pass    |
| 18931.712       | -30.65       | 25.07       | -13.0          | -17.65          | 2.00      | Vertical | Vertical | Pass    |



RSE-V&H GSM 1900 CH661

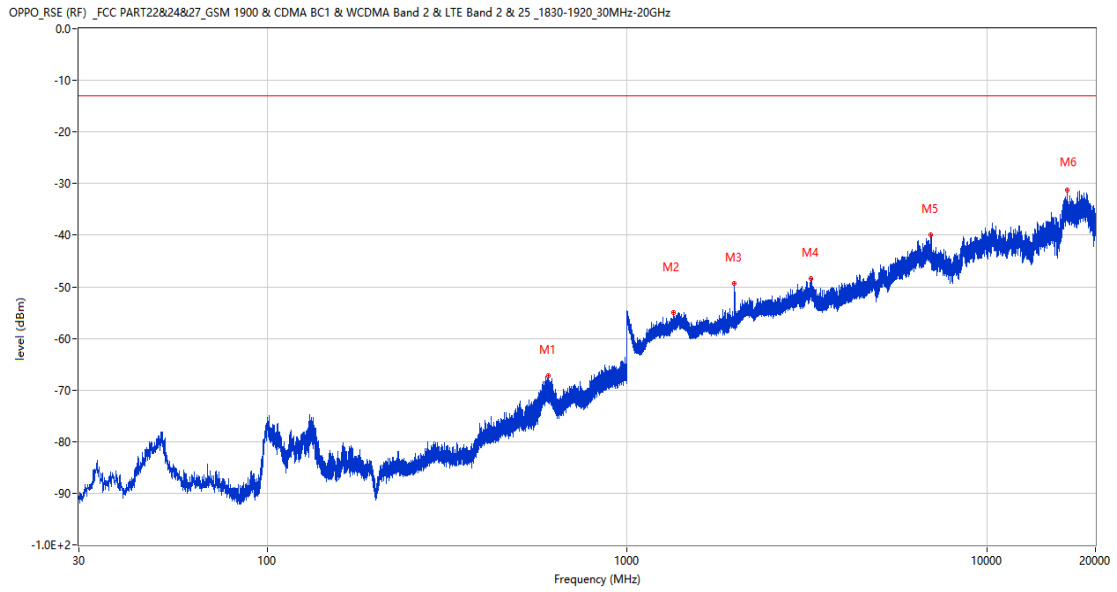
OPPO\_RSE (RF) \_FCC PART22&24&27\_GSM 1900 & CDMA BC1 & WCDMA Band 2 & LTE Band 2 & 25\_1830-1920\_30MHz-20GHz



| Frequency (MHz) | Result (dBm) | Factor (dB) | PK Limit (dBm) | Over Limit (dB) | Table (o) | ANT      | EUT        | Verdict |
|-----------------|--------------|-------------|----------------|-----------------|-----------|----------|------------|---------|
| 47.460          | -69.53       | -16.26      | -13.0          | -56.53          | 349.00    | Vertical | Horizontal | Pass    |
| 1354.200        | -54.22       | -3.74       | -13.0          | -41.22          | 196.00    | Vertical | Horizontal | Pass    |
| 1960.300        | -49.20       | -3.60       | -13.0          | -36.20          | 349.00    | Vertical | Horizontal | N/A     |
| 3760.000        | -48.60       | 4.40        | -13.0          | -35.60          | 326.00    | Vertical | Horizontal | Pass    |
| 6438.600        | -40.95       | 12.09       | -13.0          | -27.95          | 284.00    | Vertical | Horizontal | Pass    |
| 16711.762       | -31.99       | 25.49       | -13.0          | -18.99          | 243.00    | Vertical | Horizontal | Pass    |

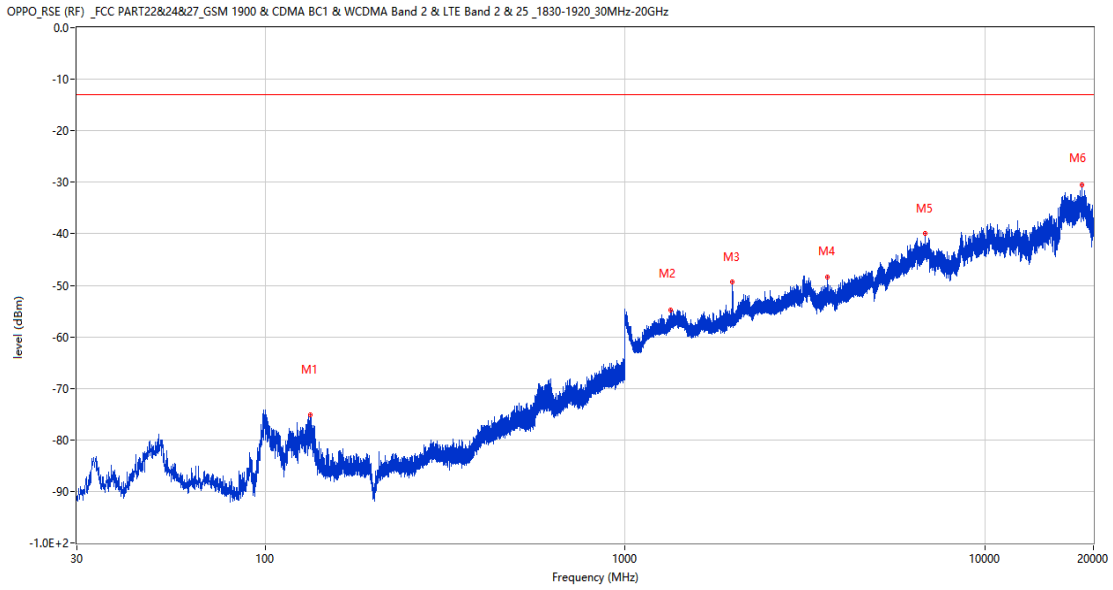
### 11.3 GSM 1900 High Channel

RSE-H&H GSM 1900 CH810



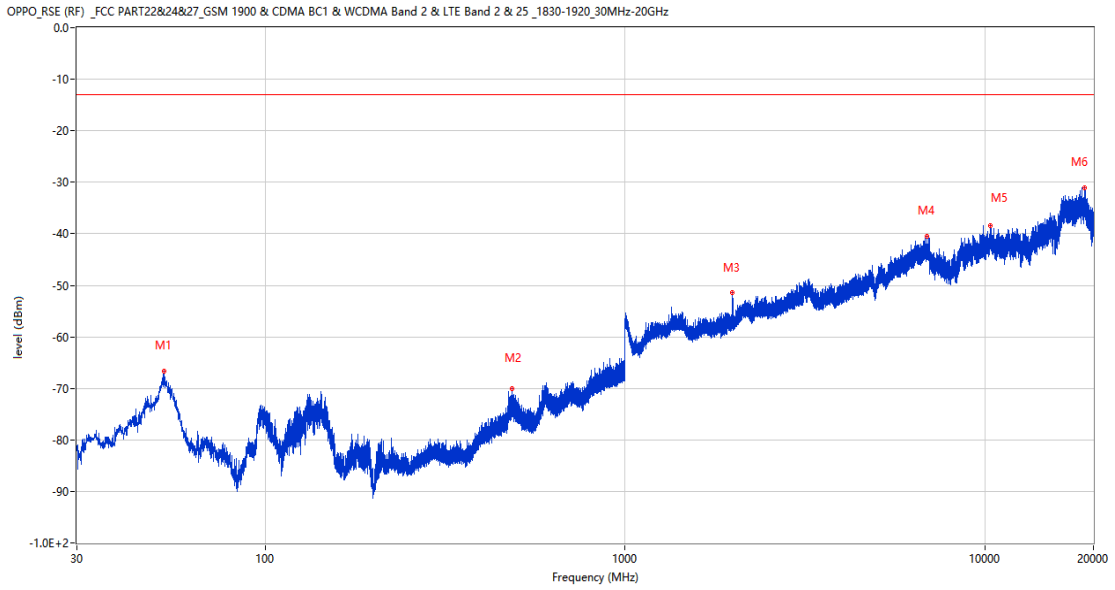
| Frequency (MHz) | Result (dBm) | Factor (dB) | PK Limit (dBm) | Over Limit (dB) | Table (o) | ANT        | EUT        | Verdict |
|-----------------|--------------|-------------|----------------|-----------------|-----------|------------|------------|---------|
| 605.453         | -67.32       | -3.59       | -13.0          | -54.32          | 22.00     | Horizontal | Horizontal | Pass    |
| 1348.900        | -54.95       | -3.83       | -13.0          | -41.95          | 129.00    | Horizontal | Horizontal | Pass    |
| 1990.000        | -49.32       | -3.64       | -13.0          | -36.32          | 223.00    | Horizontal | Horizontal | N/A     |
| 3245.000        | -48.39       | 6.28        | -13.0          | -35.39          | 63.00     | Horizontal | Horizontal | Pass    |
| 6991.800        | -39.99       | 13.92       | -13.0          | -26.99          | 240.00    | Horizontal | Horizontal | Pass    |
| 16695.088       | -31.35       | 26.25       | -13.0          | -18.35          | 78.00     | Horizontal | Horizontal | Pass    |

RSE-H&V GSM 1900 CH810



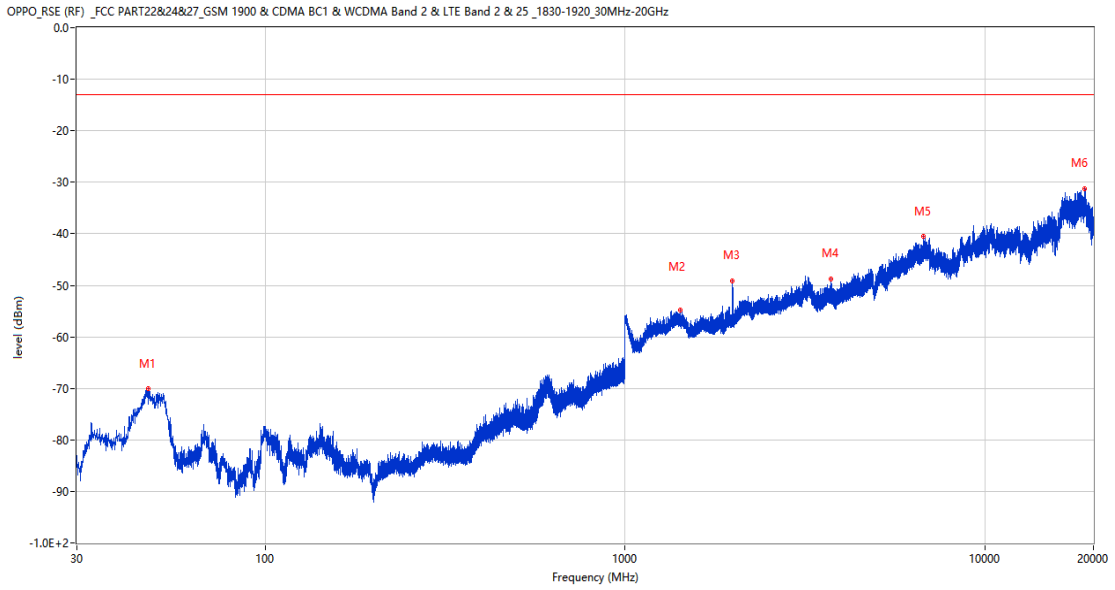
| Frequency (MHz) | Result (dBm) | Factor (dB) | PK Limit (dBm) | Over Limit (dB) | Table (o) | ANT        | EUT      | Verdict |
|-----------------|--------------|-------------|----------------|-----------------|-----------|------------|----------|---------|
| 133.257         | -75.08       | -17.09      | -13.0          | -62.08          | 171.00    | Horizontal | Vertical | Pass    |
| 1336.100        | -54.75       | -4.21       | -13.0          | -41.75          | 360.00    | Horizontal | Vertical | Pass    |
| 1990.100        | -49.38       | -3.64       | -13.0          | -36.38          | 222.00    | Horizontal | Vertical | N/A     |
| 3657.200        | -48.38       | 5.44        | -13.0          | -35.38          | 90.00     | Horizontal | Vertical | Pass    |
| 6800.200        | -39.91       | 13.17       | -13.0          | -26.91          | 338.00    | Horizontal | Vertical | Pass    |
| 18606.186       | -30.60       | 25.25       | -13.0          | -17.60          | 161.00    | Horizontal | Vertical | Pass    |

RSE-V&V GSM 1900 CH810



| Frequency (MHz) | Result (dBm) | Factor (dB) | PK Limit (dBm) | Over Limit (dB) | Table (o) | ANT      | EUT      | Verdict |
|-----------------|--------------|-------------|----------------|-----------------|-----------|----------|----------|---------|
| 52.358          | -66.61       | -14.94      | -13.0          | -53.61          | 137.00    | Vertical | Vertical | Pass    |
| 485.609         | -70.08       | -6.92       | -13.0          | -57.08          | 137.00    | Vertical | Vertical | Pass    |
| 1990.100        | -51.50       | -3.64       | -13.0          | -38.50          | 220.00    | Vertical | Vertical | N/A     |
| 6906.800        | -40.51       | 12.22       | -13.0          | -27.51          | 175.00    | Vertical | Vertical | Pass    |
| 10329.538       | -38.34       | 19.43       | -13.0          | -25.34          | 304.00    | Vertical | Vertical | Pass    |
| 18932.074       | -31.16       | 25.07       | -13.0          | -18.16          | 360.00    | Vertical | Vertical | Pass    |

RSE-V&H GSM 1900 CH810



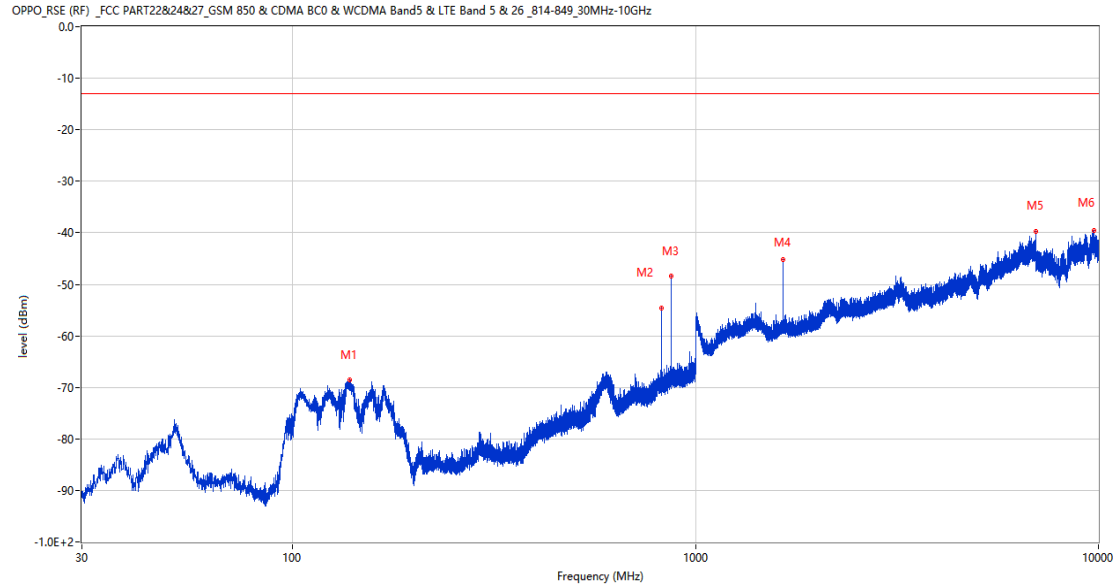
| Frequency (MHz) | Result (dBm) | Factor (dB) | PK Limit (dBm) | Over Limit (dB) | Table (o) | ANT      | EUT        | Verdict |
|-----------------|--------------|-------------|----------------|-----------------|-----------|----------|------------|---------|
| 47.266          | -70.08       | -16.31      | -13.0          | -57.08          | 254.00    | Vertical | Horizontal | Pass    |
| 1424.600        | -54.74       | -3.50       | -13.0          | -41.74          | 286.00    | Vertical | Horizontal | Pass    |
| 1990.000        | -49.24       | -3.64       | -13.0          | -36.24          | 352.00    | Vertical | Horizontal | N/A     |
| 3737.000        | -48.76       | 4.86        | -13.0          | -35.76          | 338.00    | Vertical | Horizontal | Pass    |
| 6730.200        | -40.51       | 11.52       | -13.0          | -27.51          | 73.00     | Vertical | Horizontal | Pass    |
| 18927.364       | -31.18       | 25.08       | -13.0          | -18.18          | 187.00    | Vertical | Horizontal | Pass    |

# EGPRS

## 12 EGPRS 850

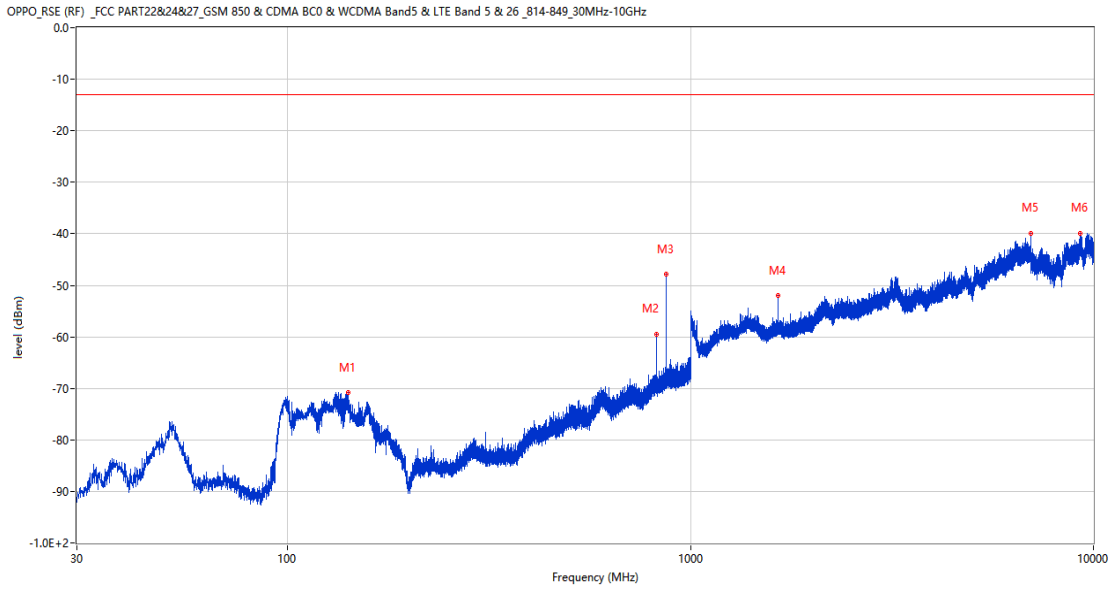
### 12.1 EGPRS 850 Low Channel

#### RSE-H&H EGPRS 850 CH128



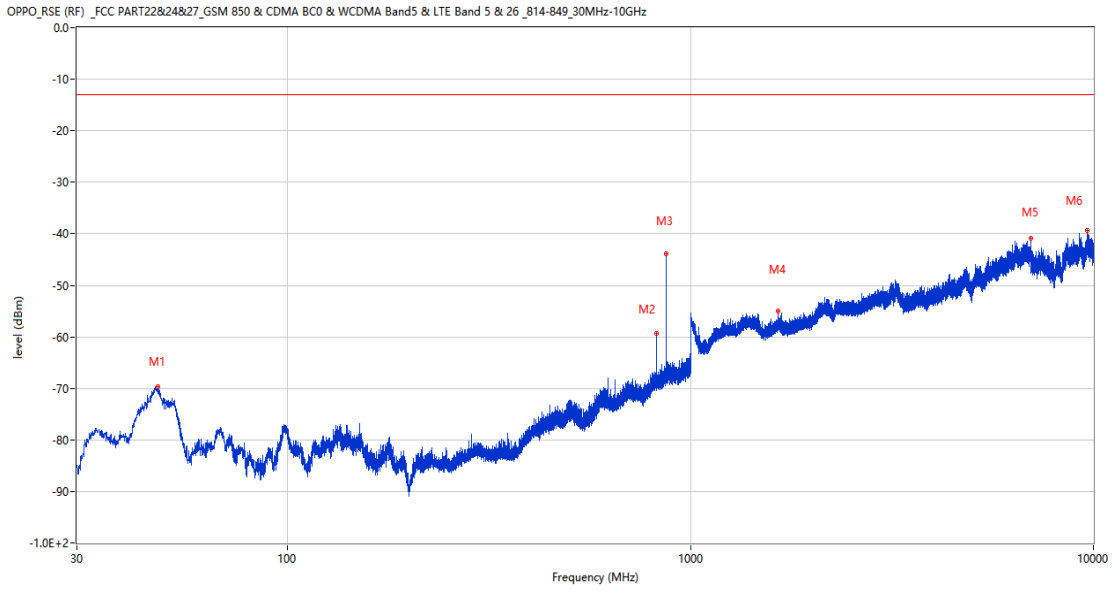
| Frequency (MHz) | Result (dBm) | Factor (dB) | PK Limit (dBm) | Over Limit (dB) | Table (o) | ANT        | EUT        | Verdict |
|-----------------|--------------|-------------|----------------|-----------------|-----------|------------|------------|---------|
| 138.592         | -68.57       | -16.10      | -13.0          | -55.57          | 336.00    | Horizontal | Horizontal | Pass    |
| 824.236         | -54.64       | 2.01        | -13.0          | -41.64          | 41.00     | Horizontal | Horizontal | N/A     |
| 869.196         | -48.43       | 2.21        | -13.0          | -35.43          | 152.00    | Horizontal | Horizontal | N/A     |
| 1648.800        | -45.22       | -4.25       | -13.0          | -32.22          | 75.00     | Horizontal | Horizontal | Pass    |
| 6992.800        | -39.77       | 13.92       | -13.0          | -26.77          | 87.00     | Horizontal | Horizontal | Pass    |
| 9742.750        | -39.47       | 18.41       | -13.0          | -26.47          | 64.00     | Horizontal | Horizontal | Pass    |

RSE-H&V EGPRS 850 CH128



| Frequency (MHz) | Result (dBm) | Factor (dB) | PK Limit (dBm) | Over Limit (dB) | Table (o) | ANT        | EUT      | Verdict |
|-----------------|--------------|-------------|----------------|-----------------|-----------|------------|----------|---------|
| 141.307         | -70.83       | -15.94      | -13.0          | -57.83          | 295.00    | Horizontal | Vertical | Pass    |
| 824.139         | -59.60       | 2.01        | -13.0          | -46.60          | 302.00    | Horizontal | Vertical | N/A     |
| 869.244         | -47.87       | 2.21        | -13.0          | -34.87          | 143.00    | Horizontal | Vertical | N/A     |
| 1648.600        | -52.00       | -4.26       | -13.0          | -39.00          | 211.00    | Horizontal | Vertical | Pass    |
| 6998.800        | -40.01       | 13.94       | -13.0          | -27.01          | 14.00     | Horizontal | Vertical | Pass    |
| 9271.451        | -40.00       | 16.89       | -13.0          | -27.00          | 341.00    | Horizontal | Vertical | Pass    |

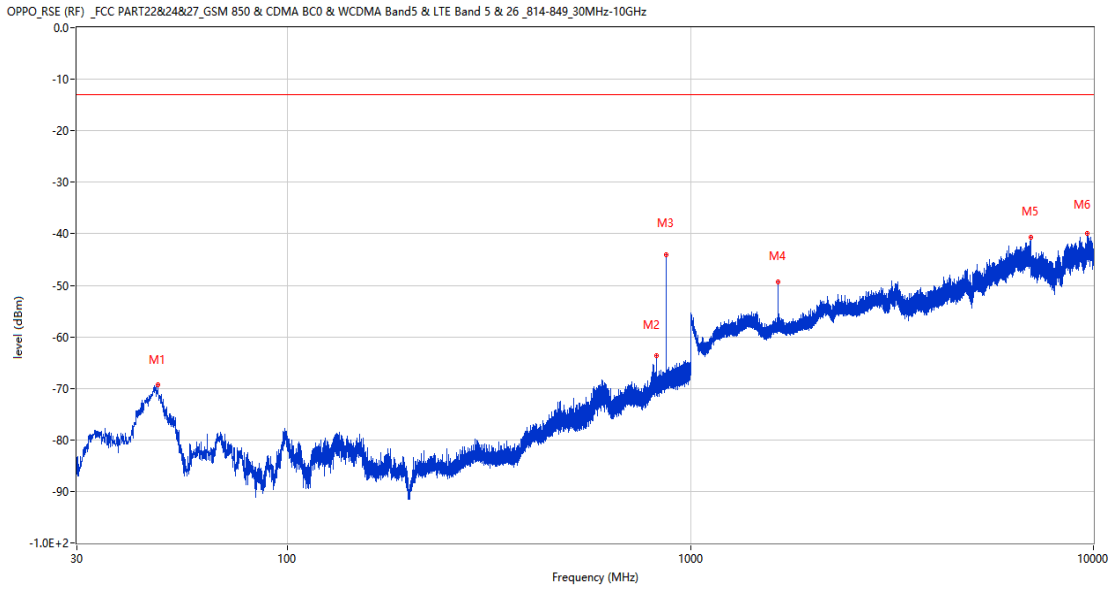
RSE-V&V EGPRS 850 CH128



| Frequency (MHz) | Result (dBm) | Factor (dB) | PK Limit (dBm) | Over Limit (dB) | Table (o) | ANT      | EUT      | Verdict |
|-----------------|--------------|-------------|----------------|-----------------|-----------|----------|----------|---------|
| 47.557          | -69.76       | -16.23      | -13.0          | -56.76          | 76.00     | Vertical | Vertical | Pass    |
| 824.236         | -59.38       | 2.01        | -13.0          | -46.38          | 156.00    | Vertical | Vertical | N/A     |
| 869.196         | -43.83       | 2.21        | -13.0          | -30.83          | 55.00     | Vertical | Vertical | N/A     |
| 1648.600        | -54.94       | -4.26       | -13.0          | -41.94          | 267.00    | Vertical | Vertical | Pass    |
| 6997.600        | -40.80       | 13.96       | -13.0          | -27.80          | 154.00    | Vertical | Vertical | Pass    |
| 9674.200        | -39.31       | 18.90       | -13.0          | -26.31          | 184.00    | Vertical | Vertical | Pass    |



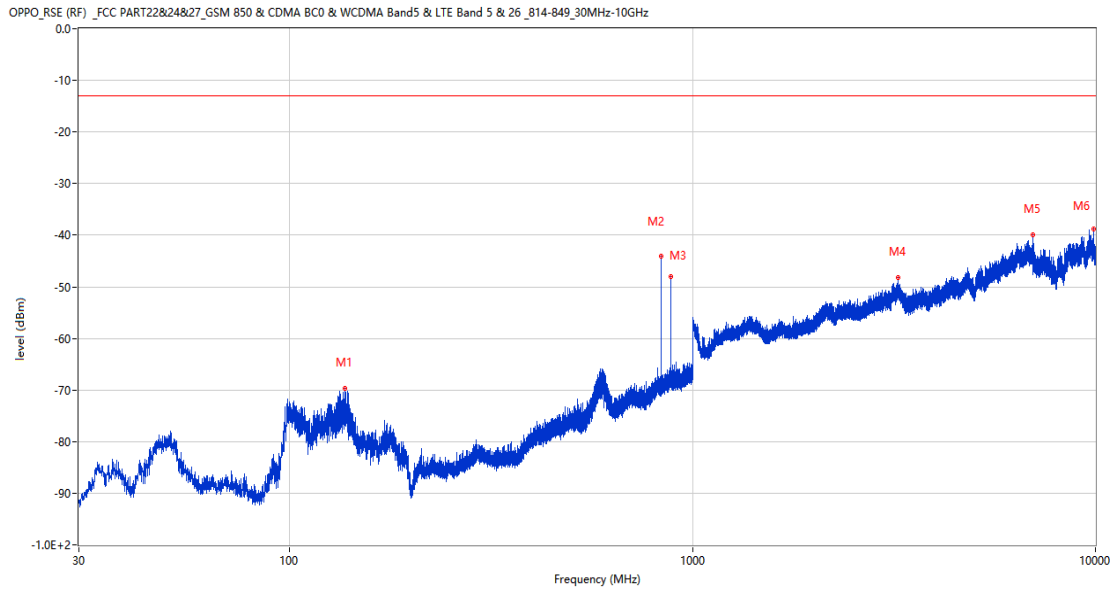
RSE-V&H EGPRS 850 CH128



| Frequency (MHz) | Result (dBm) | Factor (dB) | PK Limit (dBm) | Over Limit (dB) | Table (o) | ANT      | EUT        | Verdict |
|-----------------|--------------|-------------|----------------|-----------------|-----------|----------|------------|---------|
| 47.654          | -69.25       | -16.20      | -13.0          | -56.25          | 14.00     | Vertical | Horizontal | Pass    |
| 824.284         | -63.62       | 2.02        | -13.0          | -50.62          | 118.00    | Vertical | Horizontal | N/A     |
| 869.244         | -44.16       | 2.21        | -13.0          | -31.16          | 36.00     | Vertical | Horizontal | N/A     |
| 1649.000        | -49.42       | -4.25       | -13.0          | -36.42          | 293.00    | Vertical | Horizontal | Pass    |
| 6999.600        | -40.76       | 13.92       | -13.0          | -27.76          | 360.00    | Vertical | Horizontal | Pass    |
| 9653.950        | -39.99       | 18.30       | -13.0          | -26.99          | 182.00    | Vertical | Horizontal | Pass    |

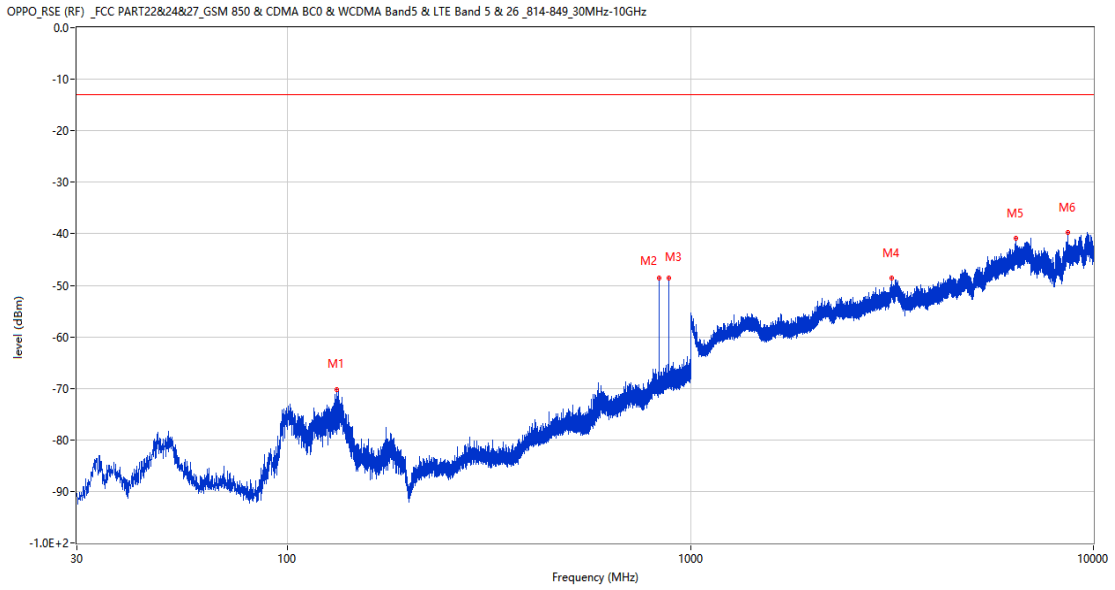
## 12.2 EGPRS 850 Middle Channel

RSE-H&H EGPRS 850 CH190



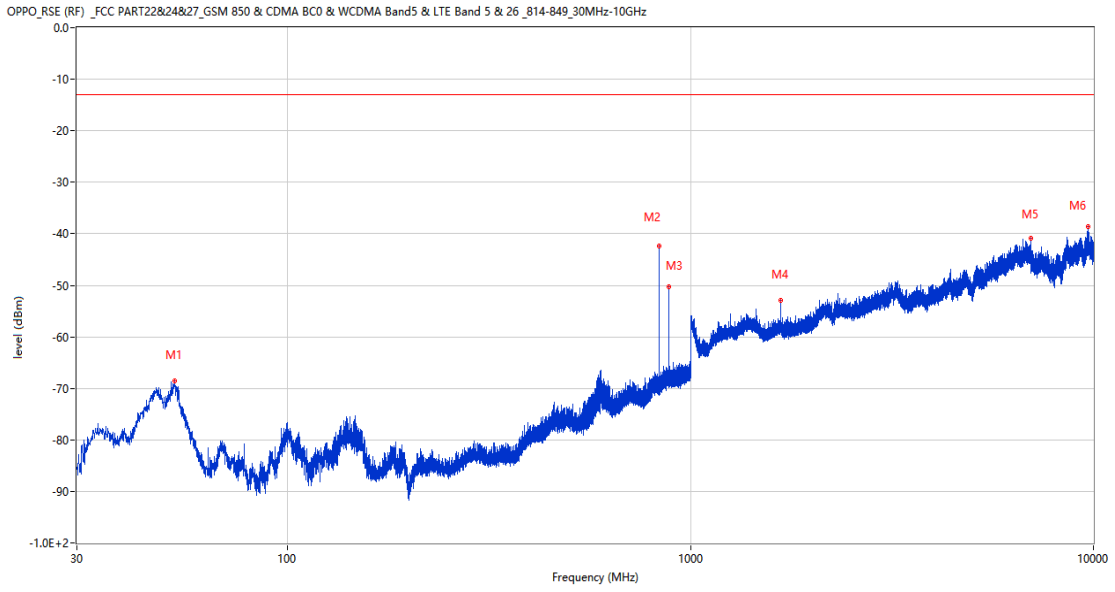
| Frequency (MHz) | Result (dBm) | Factor (dB) | PK Limit (dBm) | Over Limit (dB) | Table (o) | ANT        | EUT        | Verdict |
|-----------------|--------------|-------------|----------------|-----------------|-----------|------------|------------|---------|
| 136.991         | -69.72       | -16.47      | -13.0          | -56.72          | 360.00    | Horizontal | Horizontal | Pass    |
| 836.652         | -44.11       | 2.18        | -13.0          | -31.11          | 360.00    | Horizontal | Horizontal | N/A     |
| 881.612         | -48.01       | 2.73        | -13.0          | -35.01          | 157.00    | Horizontal | Horizontal | N/A     |
| 3235.400        | -48.29       | 6.66        | -13.0          | -35.29          | 263.00    | Horizontal | Horizontal | Pass    |
| 6992.200        | -39.85       | 13.92       | -13.0          | -26.85          | 283.00    | Horizontal | Horizontal | Pass    |
| 9910.300        | -38.77       | 18.80       | -13.0          | -25.77          | 0.00      | Horizontal | Horizontal | Pass    |

RSE-H&V EGPRS 850 CH190



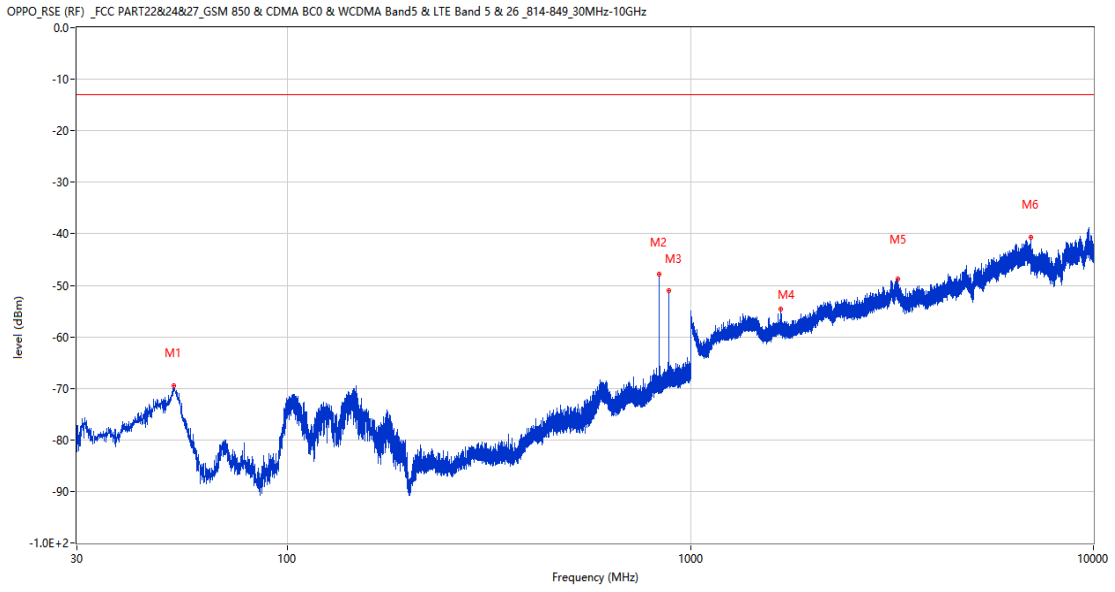
| Frequency (MHz) | Result (dBm) | Factor (dB) | PK Limit (dBm) | Over Limit (dB) | Table (o) | ANT        | EUT      | Verdict |
|-----------------|--------------|-------------|----------------|-----------------|-----------|------------|----------|---------|
| 132.723         | -70.22       | -17.19      | -13.0          | -57.22          | 360.00    | Horizontal | Vertical | Pass    |
| 836.652         | -48.51       | 2.18        | -13.0          | -35.51          | 301.00    | Horizontal | Vertical | N/A     |
| 881.563         | -48.56       | 2.73        | -13.0          | -35.56          | 158.00    | Horizontal | Vertical | N/A     |
| 3161.600        | -48.67       | 6.16        | -13.0          | -35.67          | 339.00    | Horizontal | Vertical | Pass    |
| 6435.600        | -40.92       | 11.92       | -13.0          | -27.92          | 156.00    | Horizontal | Vertical | Pass    |
| 8630.799        | -39.82       | 15.11       | -13.0          | -26.82          | 90.00     | Horizontal | Vertical | Pass    |

RSE-V&V EGPRS 850 CH190



| Frequency (MHz) | Result (dBm) | Factor (dB) | PK Limit (dBm) | Over Limit (dB) | Table (o) | ANT      | EUT      | Verdict |
|-----------------|--------------|-------------|----------------|-----------------|-----------|----------|----------|---------|
| 52.504          | -68.48       | -14.97      | -13.0          | -55.48          | 135.00    | Vertical | Vertical | Pass    |
| 836.555         | -42.35       | 2.18        | -13.0          | -29.35          | 190.00    | Vertical | Vertical | N/A     |
| 881.612         | -50.31       | 2.73        | -13.0          | -37.31          | 28.00     | Vertical | Vertical | N/A     |
| 1673.400        | -52.86       | -4.46       | -13.0          | -39.86          | 140.00    | Vertical | Vertical | Pass    |
| 6993.000        | -40.83       | 13.92       | -13.0          | -27.83          | 308.00    | Vertical | Vertical | Pass    |
| 9682.150        | -38.69       | 19.05       | -13.0          | -25.69          | 51.00     | Vertical | Vertical | Pass    |

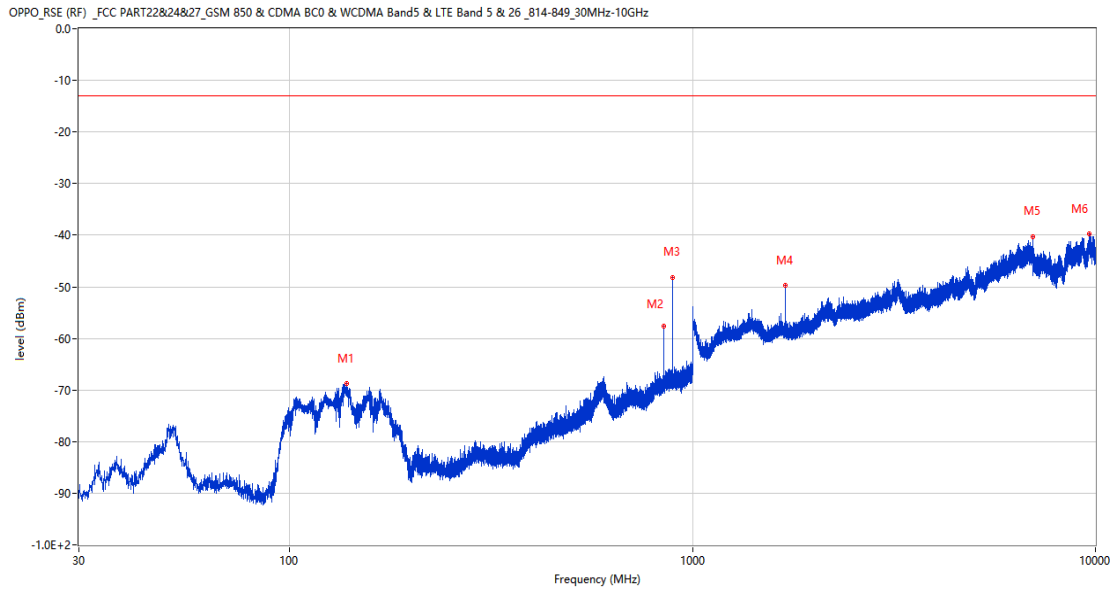
RSE-V&H EGPRS 850 CH190



| Frequency (MHz) | Result (dBm) | Factor (dB) | PK Limit (dBm) | Over Limit (dB) | Table (o) | ANT      | EUT        | Verdict |
|-----------------|--------------|-------------|----------------|-----------------|-----------|----------|------------|---------|
| 52.261          | -69.49       | -14.99      | -13.0          | -56.49          | 129.00    | Vertical | Horizontal | Pass    |
| 836.555         | -47.81       | 2.18        | -13.0          | -34.81          | 234.00    | Vertical | Horizontal | N/A     |
| 881.612         | -50.95       | 2.73        | -13.0          | -37.95          | 26.00     | Vertical | Horizontal | N/A     |
| 1673.400        | -54.54       | -4.46       | -13.0          | -41.54          | 52.00     | Vertical | Horizontal | Pass    |
| 3266.600        | -48.77       | 5.36        | -13.0          | -35.77          | 252.00    | Vertical | Horizontal | Pass    |
| 6979.000        | -40.63       | 13.39       | -13.0          | -27.63          | 232.00    | Vertical | Horizontal | Pass    |

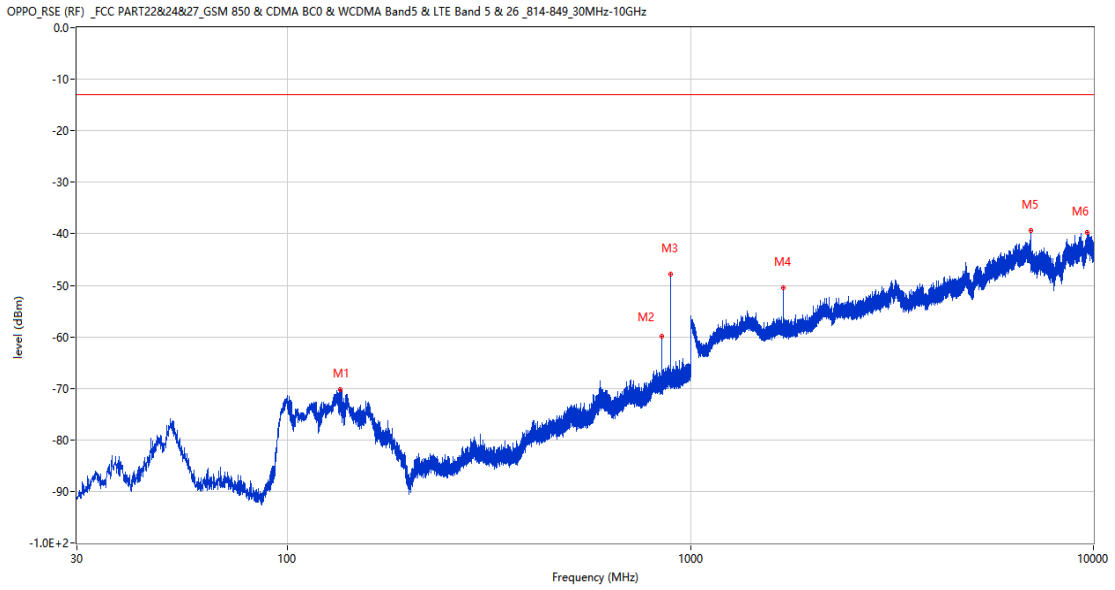
## 12.3 EGPRS 850 High Channel

RSE-H&H EGPRS 850 CH251



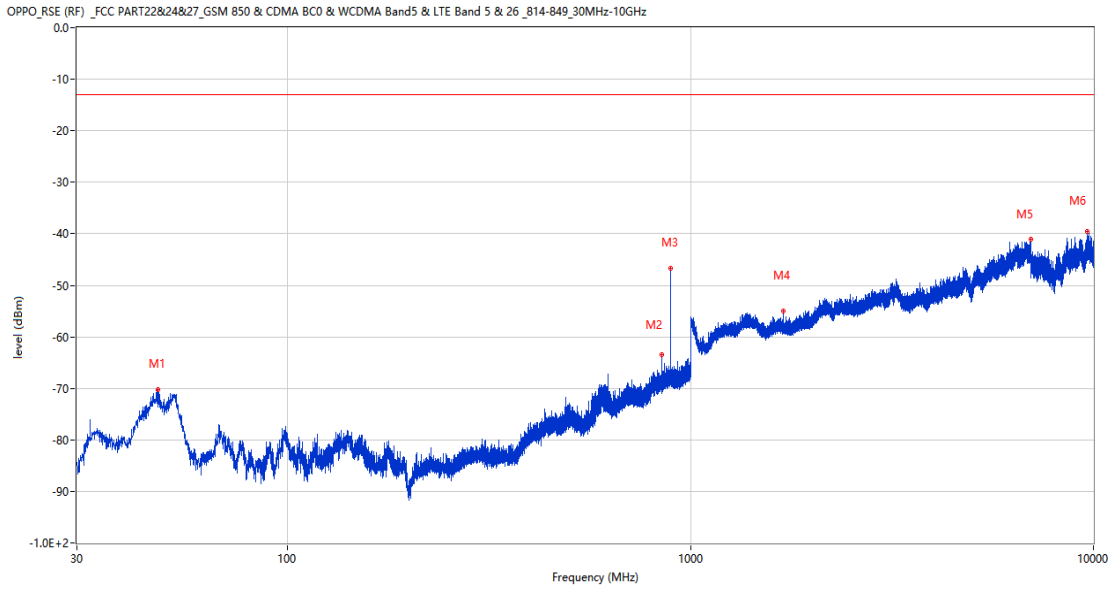
| Frequency (MHz) | Result (dBm) | Factor (dB) | PK Limit (dBm) | Over Limit (dB) | Table (o) | ANT        | EUT        | Verdict |
|-----------------|--------------|-------------|----------------|-----------------|-----------|------------|------------|---------|
| 138.640         | -68.80       | -16.09      | -13.0          | -55.80          | 305.00    | Horizontal | Horizontal | Pass    |
| 848.825         | -57.59       | 2.29        | -13.0          | -44.59          | 360.00    | Horizontal | Horizontal | N/A     |
| 893.785         | -48.16       | 2.49        | -13.0          | -35.16          | 148.00    | Horizontal | Horizontal | N/A     |
| 1698.100        | -49.73       | -4.87       | -13.0          | -36.73          | 73.00     | Horizontal | Horizontal | Pass    |
| 6999.000        | -40.37       | 13.93       | -13.0          | -27.37          | 197.00    | Horizontal | Horizontal | Pass    |
| 9675.850        | -39.68       | 18.95       | -13.0          | -26.68          | 226.00    | Horizontal | Horizontal | Pass    |

RSE-H&V EGPRS 850 CH251



| Frequency (MHz) | Result (dBm) | Factor (dB) | PK Limit (dBm) | Over Limit (dB) | Table (o) | ANT        | EUT      | Verdict |
|-----------------|--------------|-------------|----------------|-----------------|-----------|------------|----------|---------|
| 135.051         | -70.29       | -16.71      | -13.0          | -57.29          | 295.00    | Horizontal | Vertical | Pass    |
| 848.874         | -59.80       | 2.29        | -13.0          | -46.80          | 188.00    | Horizontal | Vertical | N/A     |
| 893.833         | -47.84       | 2.48        | -13.0          | -34.84          | 359.00    | Horizontal | Vertical | N/A     |
| 1697.600        | -50.47       | -4.83       | -13.0          | -37.47          | 334.00    | Horizontal | Vertical | Pass    |
| 6988.800        | -39.40       | 13.72       | -13.0          | -26.40          | 2.00      | Horizontal | Vertical | Pass    |
| 9656.500        | -39.66       | 18.37       | -13.0          | -26.66          | 192.00    | Horizontal | Vertical | Pass    |

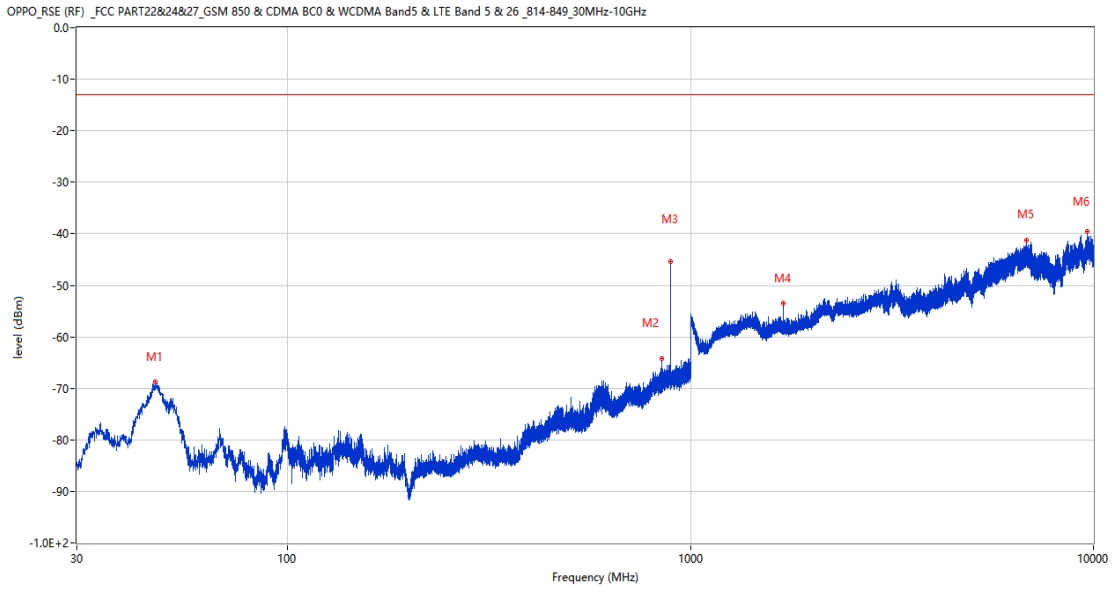
RSE-V&V EGPRS 850 CH251



| Frequency (MHz) | Result (dBm) | Factor (dB) | PK Limit (dBm) | Over Limit (dB) | Table (o) | ANT      | EUT      | Verdict |
|-----------------|--------------|-------------|----------------|-----------------|-----------|----------|----------|---------|
| 47.557          | -70.22       | -16.23      | -13.0          | -57.22          | 189.00    | Vertical | Vertical | Pass    |
| 848.777         | -63.55       | 2.29        | -13.0          | -50.55          | 342.00    | Vertical | Vertical | N/A     |
| 893.882         | -46.71       | 2.48        | -13.0          | -33.71          | 233.00    | Vertical | Vertical | N/A     |
| 1698.000        | -55.06       | -4.87       | -13.0          | -42.06          | 289.00    | Vertical | Vertical | Pass    |
| 6980.800        | -41.01       | 13.50       | -13.0          | -28.01          | 106.00    | Vertical | Vertical | Pass    |
| 9675.550        | -39.63       | 18.94       | -13.0          | -26.63          | 3.00      | Vertical | Vertical | Pass    |



RSE-V&H EGPRS 850 CH251



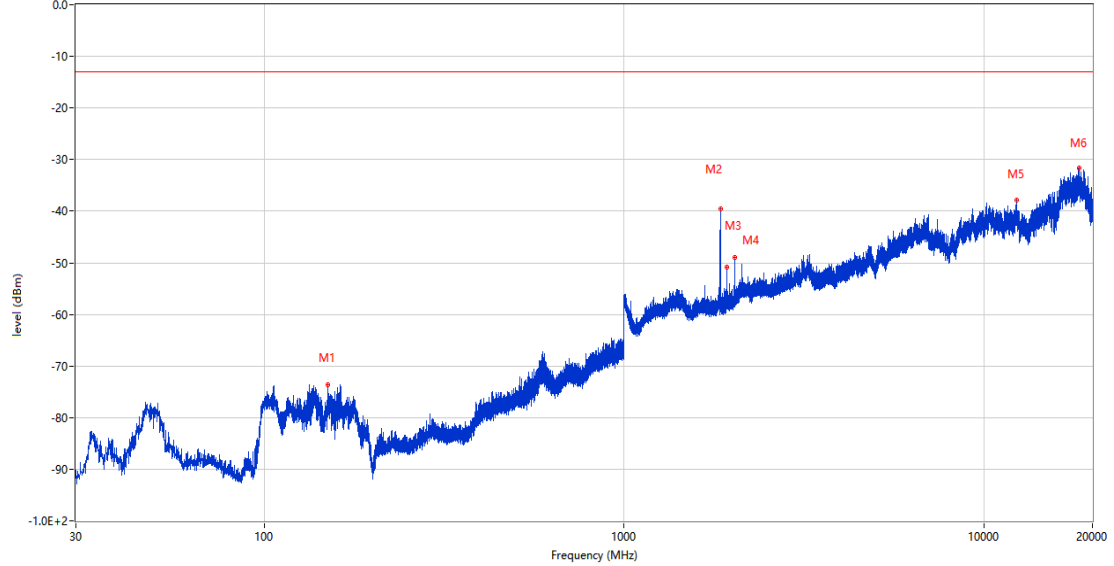
| Frequency (MHz) | Result (dBm) | Factor (dB) | PK Limit (dBm) | Over Limit (dB) | Table (o) | ANT      | EUT        | Verdict |
|-----------------|--------------|-------------|----------------|-----------------|-----------|----------|------------|---------|
| 46.926          | -68.78       | -16.39      | -13.0          | -55.78          | 37.00     | Vertical | Horizontal | Pass    |
| 848.874         | -64.23       | 2.29        | -13.0          | -51.23          | 183.00    | Vertical | Horizontal | N/A     |
| 893.785         | -45.31       | 2.49        | -13.0          | -32.31          | 225.00    | Vertical | Horizontal | N/A     |
| 1697.800        | -53.52       | -4.85       | -13.0          | -40.52          | 278.00    | Vertical | Horizontal | Pass    |
| 6804.600        | -41.22       | 13.12       | -13.0          | -28.22          | 135.00    | Vertical | Horizontal | Pass    |
| 9655.300        | -39.57       | 18.34       | -13.0          | -26.57          | 360.00    | Vertical | Horizontal | Pass    |

# 13 EGPRS 1900

## 13.1 EGPRS 1900 Low Channel

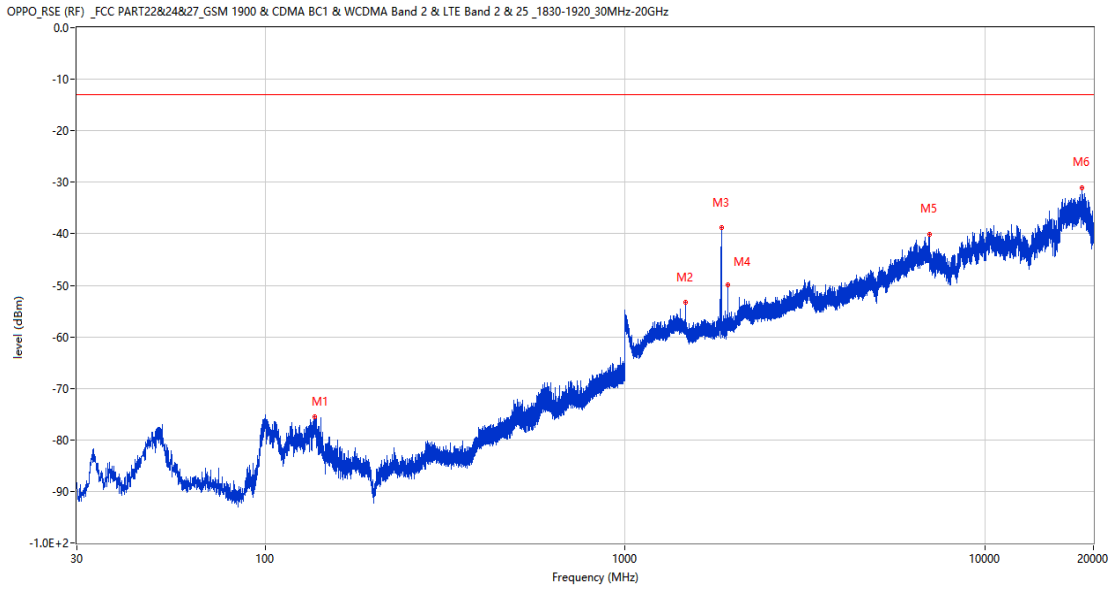
### RSE-H&H EGPRS 1900 CH512

OPPO\_RSE (RF) \_FCC PART22&24&27\_GSM 1900 & CDMA BC1 & WCDMA Band 2 & LTE Band 2 & 25\_1830-1920\_30MHz-20GHz



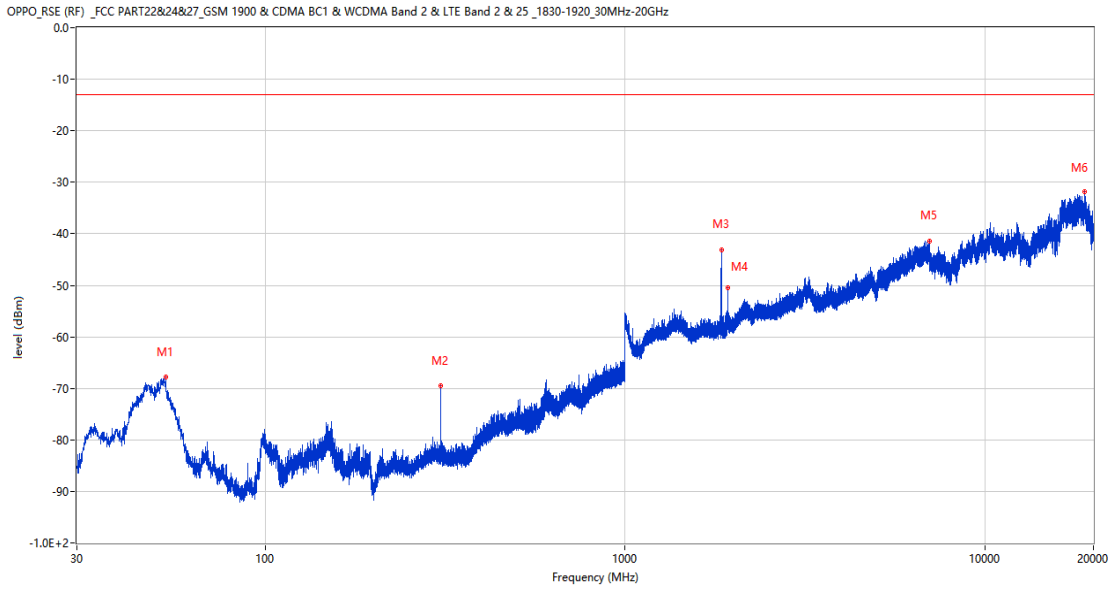
| Frequency (MHz) | Result (dBm) | Factor (dB) | PK Limit (dBm) | Over Limit (dB) | Table (o) | ANT        | EUT        | Verdict |
|-----------------|--------------|-------------|----------------|-----------------|-----------|------------|------------|---------|
| 150.523         | -73.62       | -15.85      | -13.0          | -60.62          | 145.00    | Horizontal | Horizontal | Pass    |
| 1850.400        | -39.62       | -2.88       | -13.0          | -26.62          | 122.00    | Horizontal | Horizontal | N/A     |
| 1930.300        | -50.90       | -2.70       | -13.0          | -37.90          | 171.00    | Horizontal | Horizontal | N/A     |
| 2024.700        | -49.05       | -3.01       | -13.0          | -36.05          | 320.00    | Horizontal | Horizontal | Pass    |
| 12336.000       | -37.82       | 17.61       | -13.0          | -24.82          | 223.00    | Horizontal | Horizontal | Pass    |
| 18409.714       | -31.72       | 25.36       | -13.0          | -18.72          | 229.00    | Horizontal | Horizontal | Pass    |

RSE-H&V EGPRS 1900 CH512



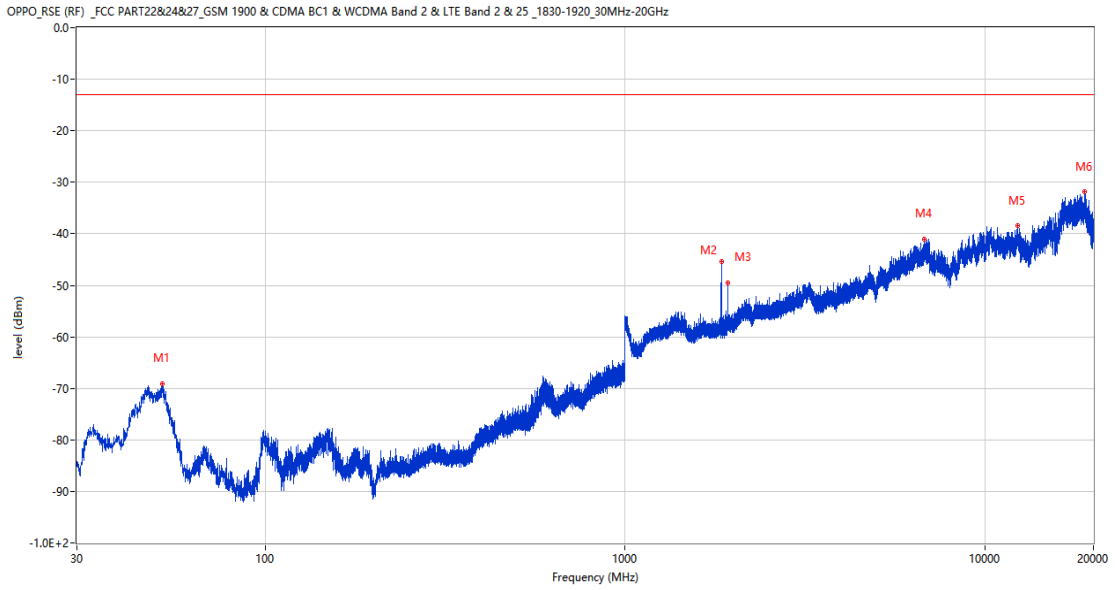
| Frequency (MHz) | Result (dBm) | Factor (dB) | PK Limit (dBm) | Over Limit (dB) | Table (o) | ANT        | EUT      | Verdict |
|-----------------|--------------|-------------|----------------|-----------------|-----------|------------|----------|---------|
| 137.670         | -75.61       | -16.37      | -13.0          | -62.61          | 337.00    | Horizontal | Vertical | Pass    |
| 1476.000        | -53.36       | -4.65       | -13.0          | -40.36          | 241.00    | Horizontal | Vertical | Pass    |
| 1850.400        | -38.85       | -2.88       | -13.0          | -25.85          | 145.00    | Horizontal | Vertical | N/A     |
| 1930.200        | -49.95       | -2.67       | -13.0          | -36.95          | 50.00     | Horizontal | Vertical | N/A     |
| 6996.200        | -40.09       | 13.84       | -13.0          | -27.09          | 166.00    | Horizontal | Vertical | Pass    |
| 18600.749       | -31.09       | 25.26       | -13.0          | -18.09          | 160.00    | Horizontal | Vertical | Pass    |

RSE-V&V EGPRS 1900 CH512



| Frequency (MHz) | Result (dBm) | Factor (dB) | PK Limit (dBm) | Over Limit (dB) | Table (o) | ANT      | EUT      | Verdict |
|-----------------|--------------|-------------|----------------|-----------------|-----------|----------|----------|---------|
| 53.086          | -67.88       | -14.89      | -13.0          | -54.88          | 125.00    | Vertical | Vertical | Pass    |
| 306.886         | -69.51       | -12.52      | -13.0          | -56.51          | 294.00    | Vertical | Vertical | Pass    |
| 1850.500        | -43.04       | -2.88       | -13.0          | -30.04          | 126.00    | Vertical | Vertical | N/A     |
| 1930.200        | -50.56       | -2.67       | -13.0          | -37.56          | 351.00    | Vertical | Vertical | N/A     |
| 6997.800        | -41.41       | 13.96       | -13.0          | -28.41          | 329.00    | Vertical | Vertical | Pass    |
| 18936.426       | -31.90       | 25.07       | -13.0          | -18.90          | 208.00    | Vertical | Vertical | Pass    |

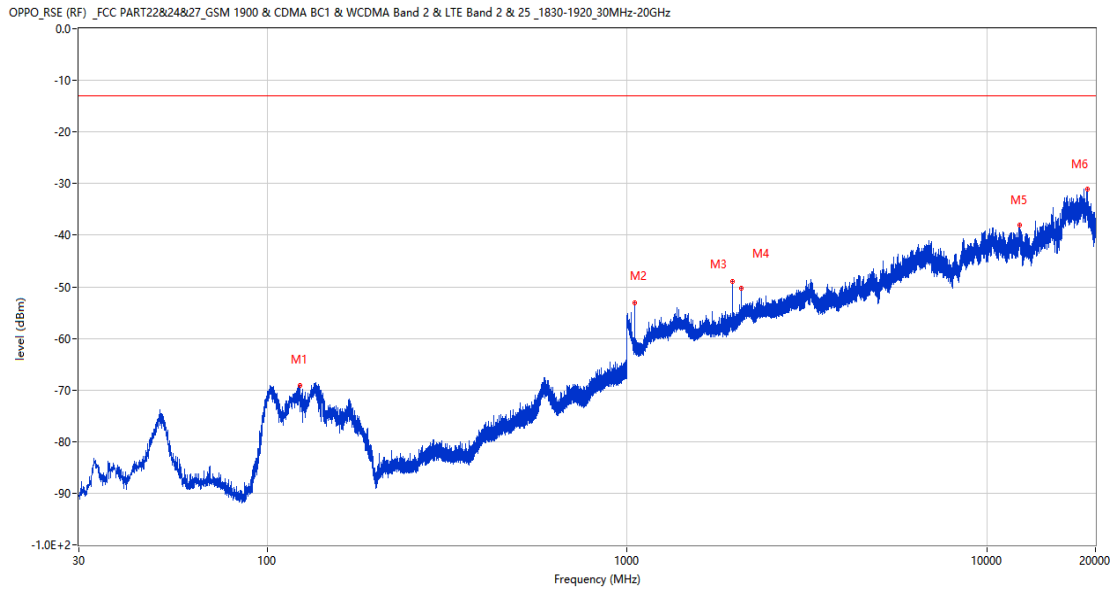
RSE-V&H EGPRS 1900 CH512



| Frequency (MHz) | Result (dBm) | Factor (dB) | PK Limit (dBm) | Over Limit (dB) | Table (o) | ANT      | EUT        | Verdict |
|-----------------|--------------|-------------|----------------|-----------------|-----------|----------|------------|---------|
| 51.776          | -69.12       | -14.98      | -13.0          | -56.12          | 120.00    | Vertical | Horizontal | Pass    |
| 1850.400        | -45.45       | -2.88       | -13.0          | -32.45          | 7.00      | Vertical | Horizontal | N/A     |
| 1930.400        | -49.56       | -2.74       | -13.0          | -36.56          | 95.00     | Vertical | Horizontal | N/A     |
| 6768.800        | -41.13       | 12.57       | -13.0          | -28.13          | 3.00      | Vertical | Horizontal | Pass    |
| 12298.050       | -38.40       | 18.94       | -13.0          | -25.40          | 69.00     | Vertical | Horizontal | Pass    |
| 18917.937       | -31.89       | 25.08       | -13.0          | -18.89          | 360.00    | Vertical | Horizontal | Pass    |

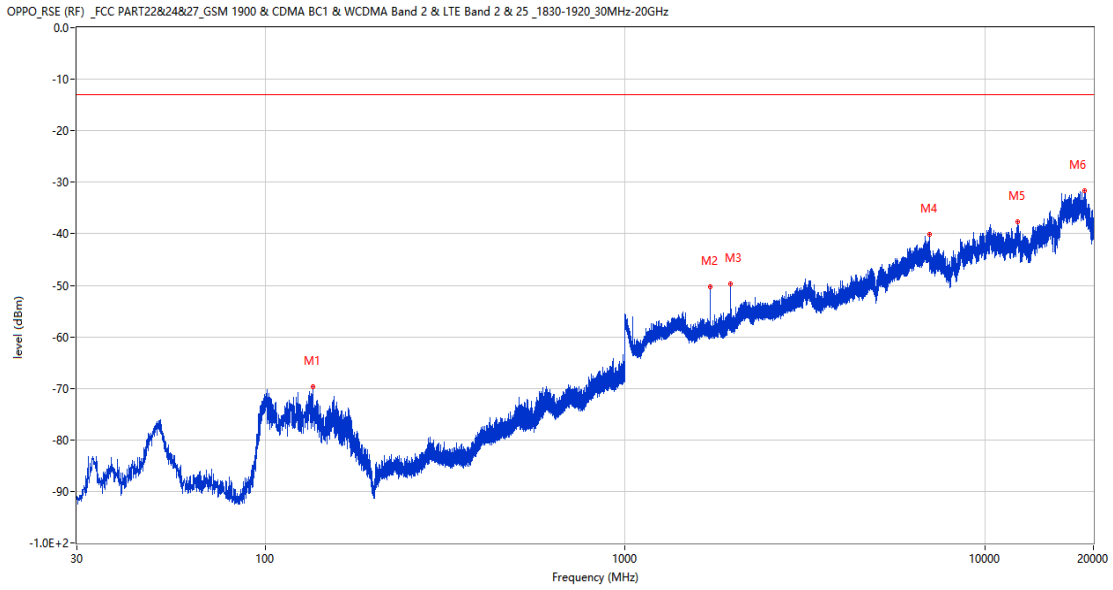
## 13.2 EGPRS 1900 Middle Channel

### RSE-H&H EGPRS 1900 CH661



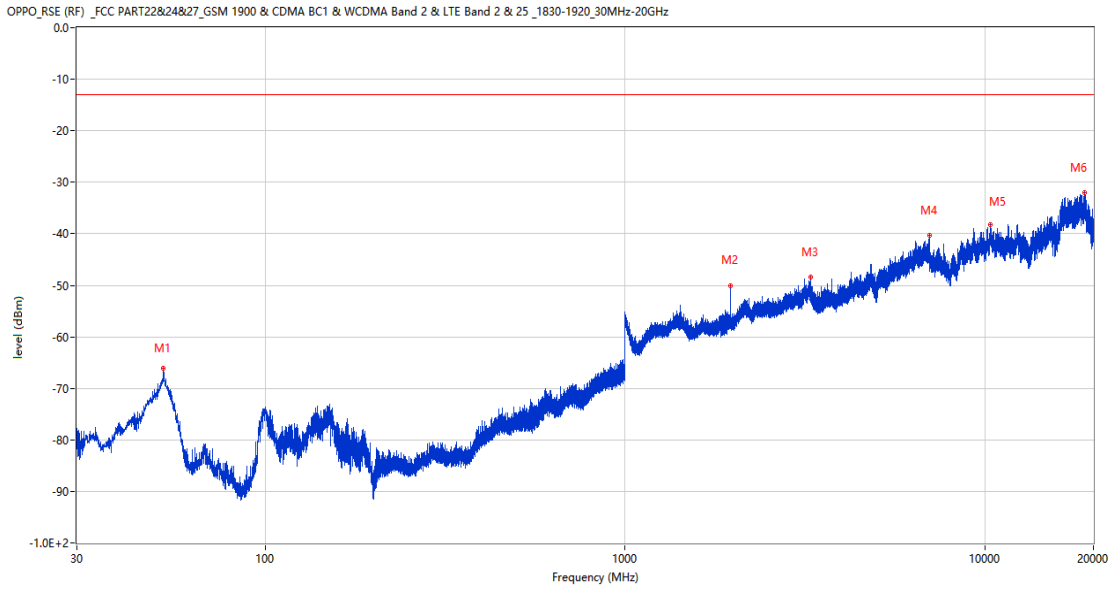
| Frequency (MHz) | Result (dBm) | Factor (dB) | PK Limit (dBm) | Over Limit (dB) | Table (o) | ANT        | EUT        | Verdict |
|-----------------|--------------|-------------|----------------|-----------------|-----------|------------|------------|---------|
| 123.702         | -69.06       | -18.78      | -13.0          | -56.06          | 168.00    | Horizontal | Horizontal | Pass    |
| 1050.100        | -53.20       | -7.80       | -13.0          | -40.20          | 284.00    | Horizontal | Horizontal | Pass    |
| 1960.100        | -48.95       | -3.59       | -13.0          | -35.95          | 219.00    | Horizontal | Horizontal | N/A     |
| 2075.200        | -50.35       | -2.10       | -13.0          | -37.35          | 291.00    | Horizontal | Horizontal | Pass    |
| 12299.201       | -38.12       | 18.95       | -13.0          | -25.12          | 8.00      | Horizontal | Horizontal | Pass    |
| 18961.801       | -31.09       | 25.06       | -13.0          | -18.09          | 181.00    | Horizontal | Horizontal | Pass    |

RSE-H&V EGPRS 1900 CH661



| Frequency (MHz) | Result (dBm) | Factor (dB) | PK Limit (dBm) | Over Limit (dB) | Table (o) | ANT        | EUT      | Verdict |
|-----------------|--------------|-------------|----------------|-----------------|-----------|------------|----------|---------|
| 135.584         | -69.66       | -16.63      | -13.0          | -56.66          | 295.00    | Horizontal | Vertical | Pass    |
| 1725.300        | -50.32       | -4.86       | -13.0          | -37.32          | 197.00    | Horizontal | Vertical | Pass    |
| 1960.200        | -49.78       | -3.60       | -13.0          | -36.78          | 233.00    | Horizontal | Vertical | N/A     |
| 6996.600        | -40.15       | 13.88       | -13.0          | -27.15          | 267.00    | Horizontal | Vertical | Pass    |
| 12325.937       | -37.60       | 18.03       | -13.0          | -24.60          | 302.00    | Horizontal | Vertical | Pass    |
| 18939.687       | -31.60       | 25.07       | -13.0          | -18.60          | 242.00    | Horizontal | Vertical | Pass    |

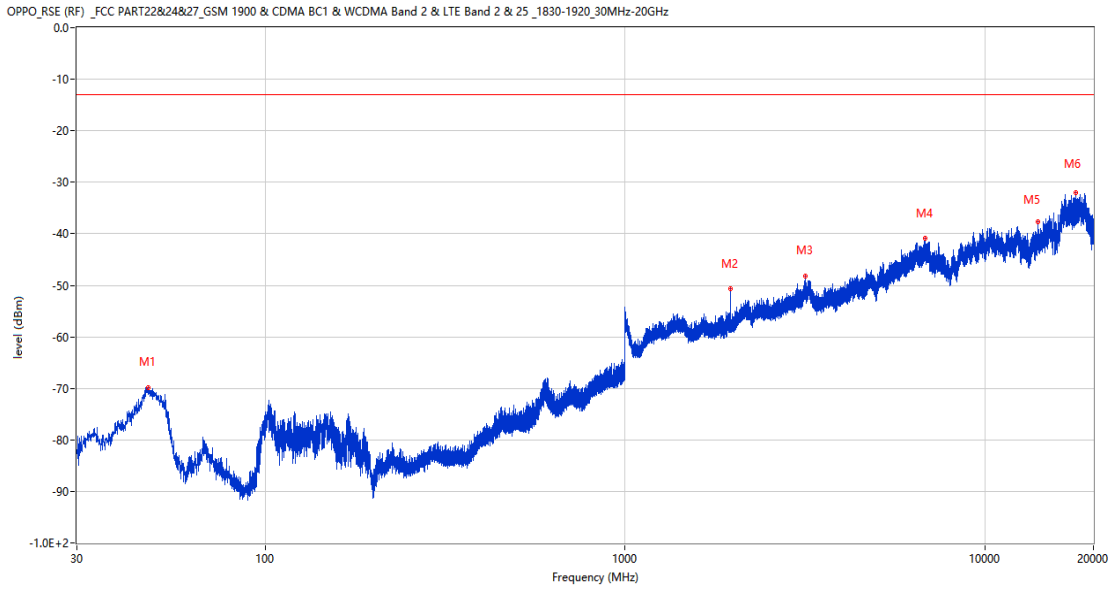
RSE-V&V EGPRS 1900 CH661



| Frequency (MHz) | Result (dBm) | Factor (dB) | PK Limit (dBm) | Over Limit (dB) | Table (o) | ANT      | EUT      | Verdict |
|-----------------|--------------|-------------|----------------|-----------------|-----------|----------|----------|---------|
| 52.164          | -66.12       | -14.95      | -13.0          | -53.12          | 120.00    | Vertical | Vertical | Pass    |
| 1960.300        | -50.08       | -3.60       | -13.0          | -37.08          | 83.00     | Vertical | Vertical | N/A     |
| 3271.600        | -48.46       | 5.10        | -13.0          | -35.46          | 308.00    | Vertical | Vertical | Pass    |
| 6993.400        | -40.23       | 13.92       | -13.0          | -27.23          | 34.00     | Vertical | Vertical | Pass    |
| 10336.437       | -38.25       | 19.32       | -13.0          | -25.25          | 337.00    | Vertical | Vertical | Pass    |
| 18926.275       | -31.99       | 25.08       | -13.0          | -18.99          | 212.00    | Vertical | Vertical | Pass    |



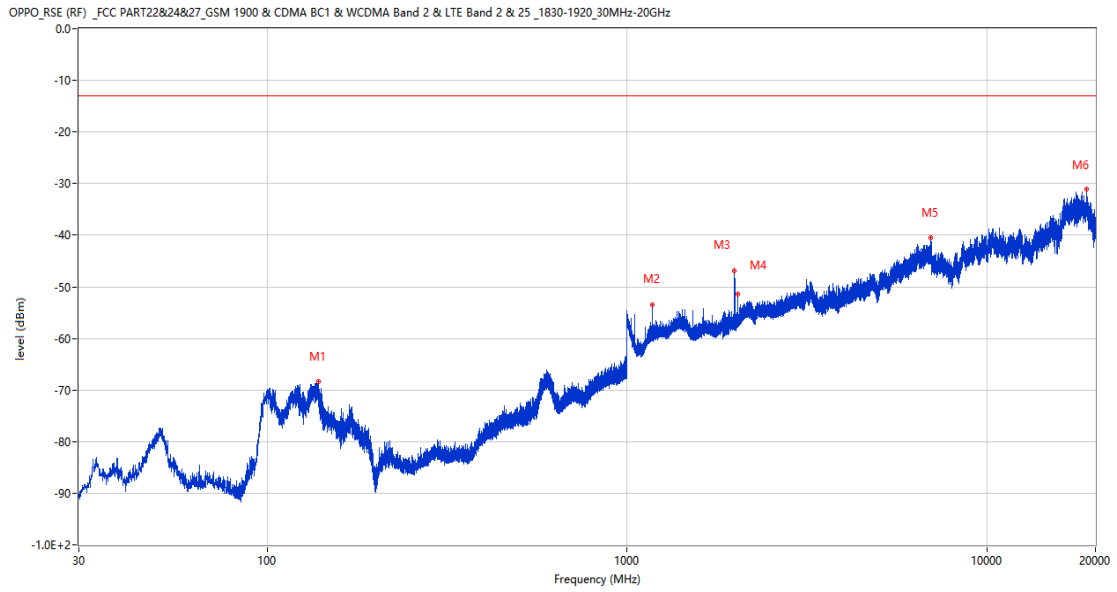
RSE-V&H EGPRS 1900 CH661



| Frequency (MHz) | Result (dBm) | Factor (dB) | PK Limit (dBm) | Over Limit (dB) | Table (o) | ANT      | EUT        | Verdict |
|-----------------|--------------|-------------|----------------|-----------------|-----------|----------|------------|---------|
| 47.411          | -69.89       | -16.27      | -13.0          | -56.89          | 52.00     | Vertical | Horizontal | Pass    |
| 1960.000        | -50.71       | -3.59       | -13.0          | -37.71          | 88.00     | Vertical | Horizontal | N/A     |
| 3162.400        | -48.17       | 6.17        | -13.0          | -35.17          | 120.00    | Vertical | Horizontal | Pass    |
| 6818.000        | -40.80       | 13.10       | -13.0          | -27.80          | 357.00    | Vertical | Horizontal | Pass    |
| 14020.924       | -37.60       | 19.35       | -13.0          | -24.60          | 360.00    | Vertical | Horizontal | Pass    |
| 17860.526       | -32.08       | 25.36       | -13.0          | -19.08          | 15.00     | Vertical | Horizontal | Pass    |

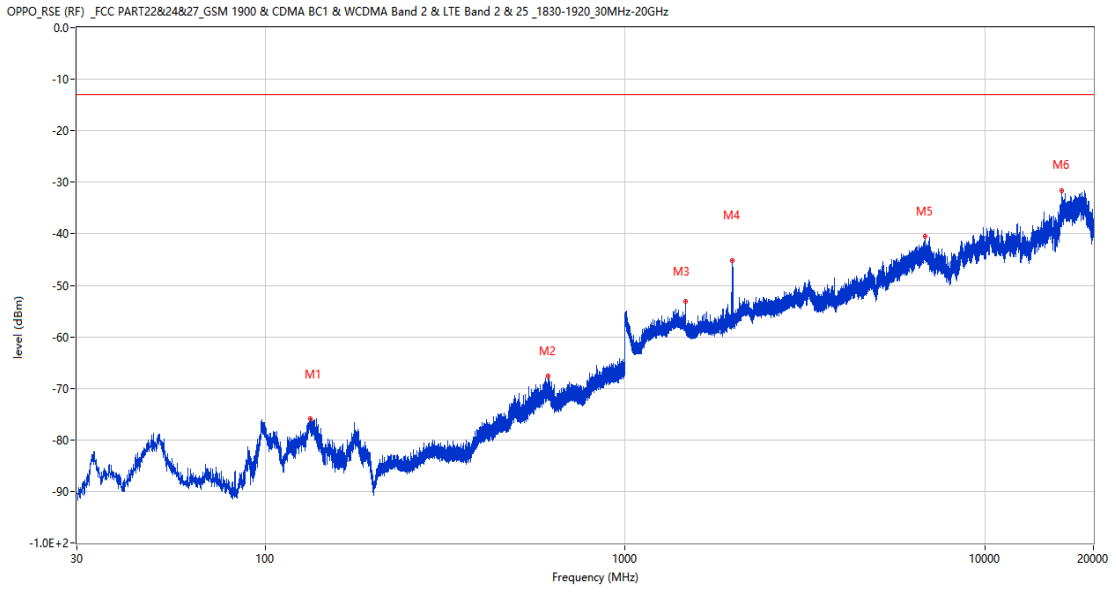
### 13.3 EGPRS 1900 High Channel

#### RSE-H&H EGPRS 1900 CH810



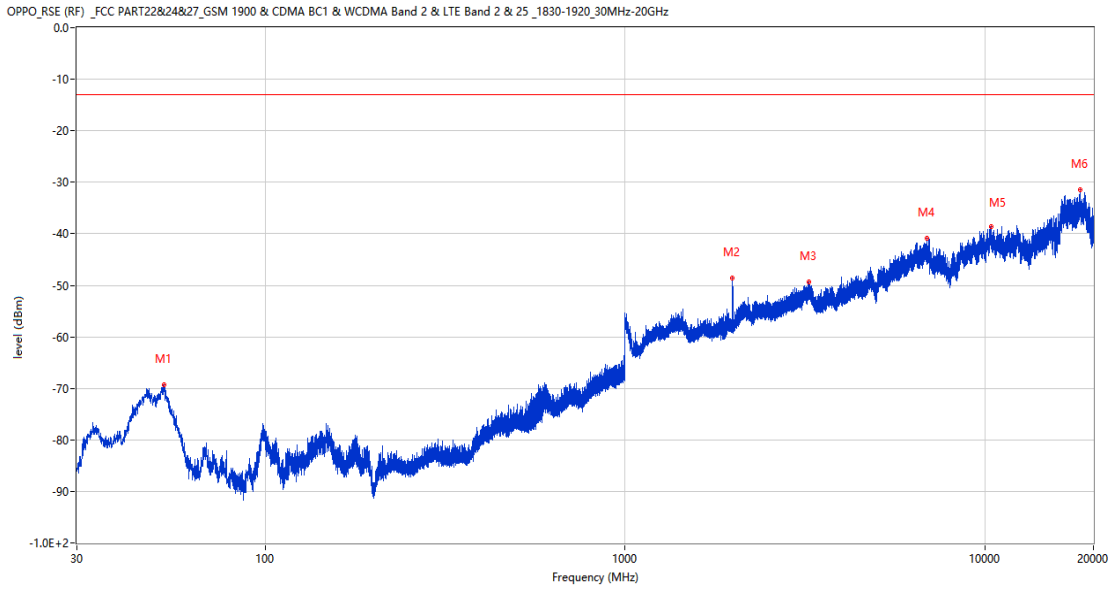
| Frequency (MHz) | Result (dBm) | Factor (dB) | PK Limit (dBm) | Over Limit (dB) | Table (o) | ANT        | EUT        | Verdict |
|-----------------|--------------|-------------|----------------|-----------------|-----------|------------|------------|---------|
| 138.543         | -68.27       | -16.27      | -13.0          | -55.27          | 331.00    | Horizontal | Horizontal | Pass    |
| 1175.000        | -53.51       | -5.51       | -13.0          | -40.51          | 293.00    | Horizontal | Horizontal | Pass    |
| 1990.200        | -46.95       | -3.64       | -13.0          | -33.95          | 218.00    | Horizontal | Horizontal | N/A     |
| 2026.400        | -51.33       | -2.87       | -13.0          | -38.33          | 271.00    | Horizontal | Horizontal | Pass    |
| 6992.400        | -40.51       | 13.92       | -13.0          | -27.51          | 63.00     | Horizontal | Horizontal | Pass    |
| 18930.989       | -31.09       | 25.07       | -13.0          | -18.09          | 14.00     | Horizontal | Horizontal | Pass    |

RSE-H&V EGPRS 1900 CH810



| Frequency (MHz) | Result (dBm) | Factor (dB) | PK Limit (dBm) | Over Limit (dB) | Table (o) | ANT        | EUT      | Verdict |
|-----------------|--------------|-------------|----------------|-----------------|-----------|------------|----------|---------|
| 133.160         | -75.87       | -17.11      | -13.0          | -62.87          | 286.00    | Horizontal | Vertical | Pass    |
| 612.242         | -67.70       | -3.25       | -13.0          | -54.70          | 53.00     | Horizontal | Vertical | Pass    |
| 1474.600        | -53.18       | -4.54       | -13.0          | -40.18          | 231.00    | Horizontal | Vertical | Pass    |
| 1989.900        | -45.13       | -3.65       | -13.0          | -32.13          | 245.00    | Horizontal | Vertical | N/A     |
| 6825.600        | -40.50       | 12.84       | -13.0          | -27.50          | 233.00    | Horizontal | Vertical | Pass    |
| 16369.200       | -31.55       | 25.37       | -13.0          | -18.55          | 335.00    | Horizontal | Vertical | Pass    |

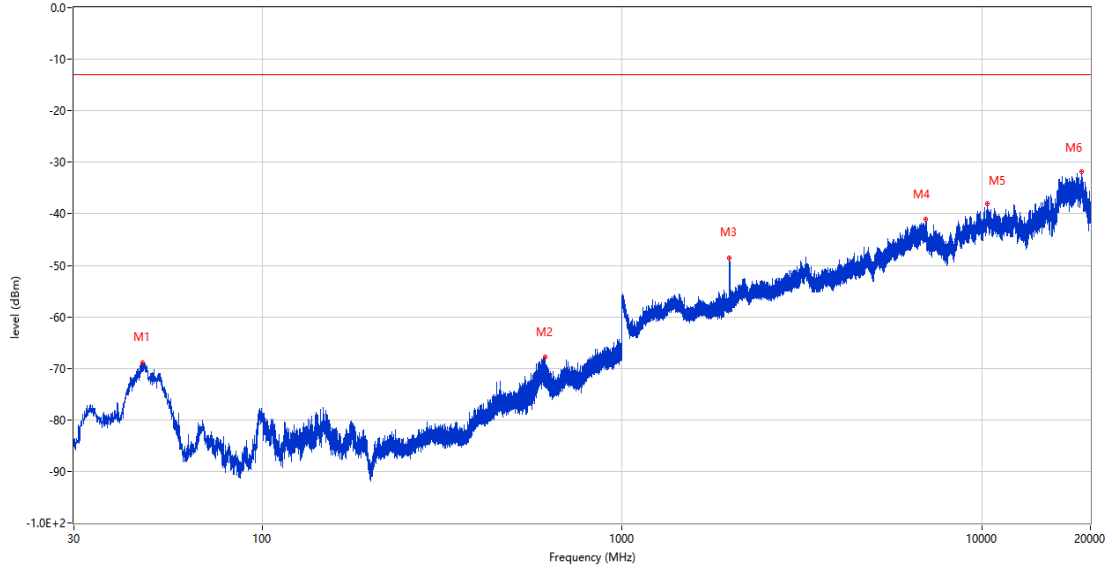
RSE-V&V EGPRS 1900 CH810



| Frequency (MHz) | Result (dBm) | Factor (dB) | PK Limit (dBm) | Over Limit (dB) | Table (o) | ANT      | EUT      | Verdict |
|-----------------|--------------|-------------|----------------|-----------------|-----------|----------|----------|---------|
| 52.358          | -69.31       | -14.94      | -13.0          | -56.31          | 104.00    | Vertical | Vertical | Pass    |
| 1989.900        | -48.49       | -3.65       | -13.0          | -35.49          | 331.00    | Vertical | Vertical | N/A     |
| 3237.200        | -49.41       | 6.51        | -13.0          | -36.41          | 265.00    | Vertical | Vertical | Pass    |
| 6897.400        | -40.84       | 12.07       | -13.0          | -27.84          | 74.00     | Vertical | Vertical | Pass    |
| 10397.100       | -38.60       | 19.27       | -13.0          | -25.60          | 250.00    | Vertical | Vertical | Pass    |
| 18344.825       | -31.52       | 25.40       | -13.0          | -18.52          | 318.00    | Vertical | Vertical | Pass    |

RSE-V&H EGPRS 1900 CH810

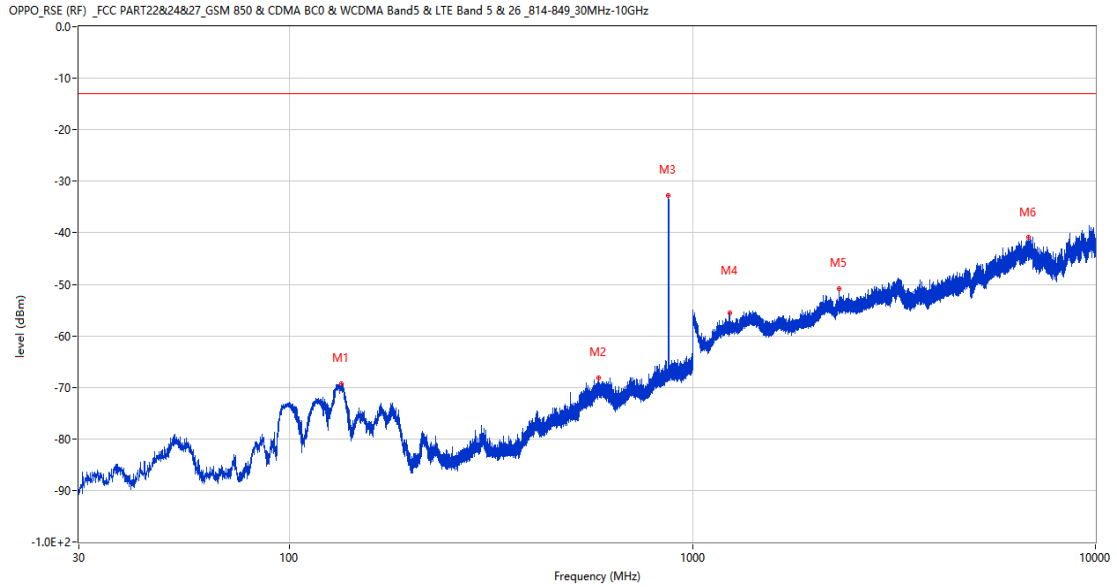
OPPO\_RSE (RF) \_FCC PART22&24&27\_GSM 1900 & CDMA BC1 & WCDMA Band 2 & LTE Band 2 & 25\_1830-1920\_30MHz-20GHz



| Frequency (MHz) | Result (dBm) | Factor (dB) | PK Limit (dBm) | Over Limit (dB) | Table (o) | ANT      | EUT        | Verdict |
|-----------------|--------------|-------------|----------------|-----------------|-----------|----------|------------|---------|
| 46.636          | -68.86       | -16.45      | -13.0          | -55.86          | 47.00     | Vertical | Horizontal | Pass    |
| 612.485         | -67.84       | -3.26       | -13.0          | -54.84          | 208.00    | Vertical | Horizontal | Pass    |
| 1990.200        | -48.49       | -3.64       | -13.0          | -35.49          | 348.00    | Vertical | Horizontal | N/A     |
| 6991.800        | -41.01       | 13.92       | -13.0          | -28.01          | 61.00     | Vertical | Horizontal | Pass    |
| 10333.275       | -37.96       | 19.37       | -13.0          | -24.96          | 337.00    | Vertical | Horizontal | Pass    |
| 18950.562       | -31.86       | 25.06       | -13.0          | -18.86          | 181.00    | Vertical | Horizontal | Pass    |

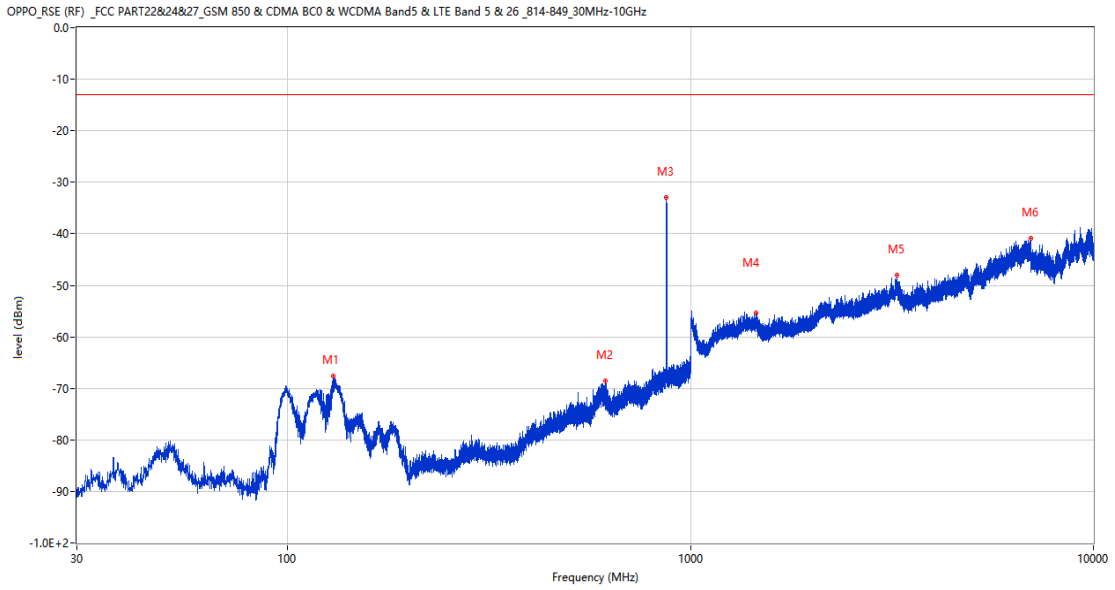
WCDMA  
 14 WCDMA Band 5  
 14.1 WCDMA Band 5 Low Channel

RSE-H&H WCDMA Band 5 CH4132



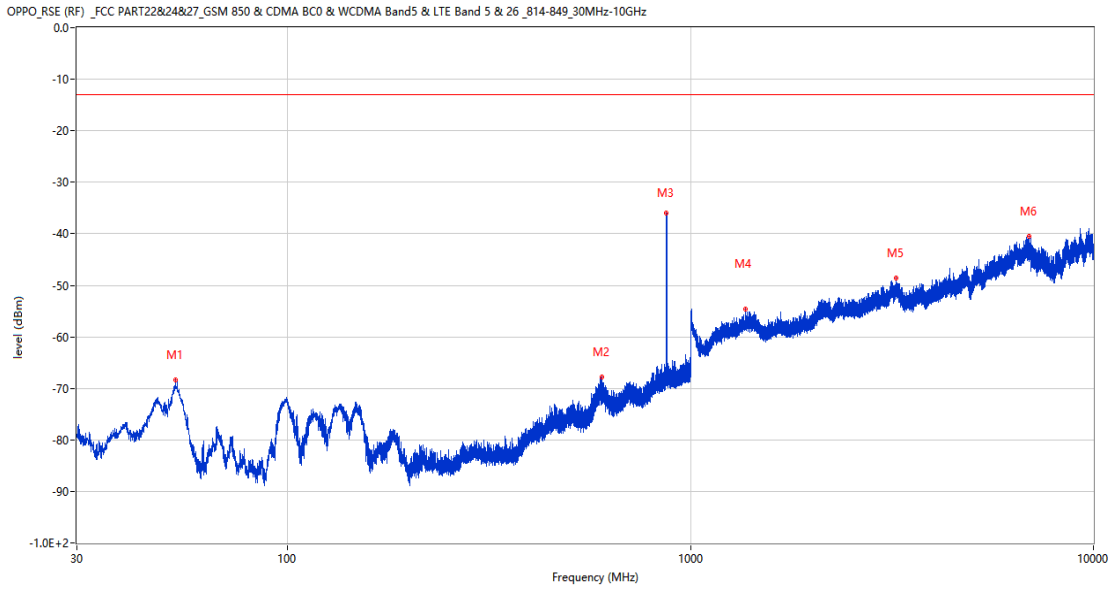
| Frequency (MHz) | Result (dBm) | Factor (dB) | PK Limit (dBm) | Over Limit (dB) | Table (o) | ANT        | EUT        | Verdict |
|-----------------|--------------|-------------|----------------|-----------------|-----------|------------|------------|---------|
| 134.663         | -69.37       | -16.77      | -13.0          | -56.37          | 167.00    | Horizontal | Horizontal | Pass    |
| 585.374         | -68.17       | -5.00       | -13.0          | -55.17          | 61.00     | Horizontal | Horizontal | Pass    |
| 871.669         | -32.86       | 2.39        | -13.0          | -19.86          | 62.00     | Horizontal | Horizontal | N/A     |
| 1235.000        | -55.48       | -4.72       | -13.0          | -42.48          | 116.00    | Horizontal | Horizontal | Pass    |
| 2309.100        | -50.83       | -0.54       | -13.0          | -37.83          | 271.00    | Horizontal | Horizontal | Pass    |
| 6810.600        | -40.91       | 13.17       | -13.0          | -27.91          | 234.00    | Horizontal | Horizontal | Pass    |

RSE-H&V WCDMA Band 5 CH4132



| Frequency (MHz) | Result (dBm) | Factor (dB) | PK Limit (dBm) | Over Limit (dB) | Table (o) | ANT        | EUT      | Verdict |
|-----------------|--------------|-------------|----------------|-----------------|-----------|------------|----------|---------|
| 130.055         | -67.64       | -17.86      | -13.0          | -54.64          | 164.00    | Horizontal | Vertical | Pass    |
| 614.182         | -68.50       | -3.26       | -13.0          | -55.50          | 115.00    | Horizontal | Vertical | Pass    |
| 872.009         | -32.92       | 2.41        | -13.0          | -19.92          | 171.00    | Horizontal | Vertical | N/A     |
| 1456.000        | -55.41       | -3.83       | -13.0          | -42.41          | 155.00    | Horizontal | Vertical | Pass    |
| 3258.200        | -48.12       | 5.55        | -13.0          | -35.12          | 144.00    | Horizontal | Vertical | Pass    |
| 6991.400        | -40.78       | 13.92       | -13.0          | -27.78          | 354.00    | Horizontal | Vertical | Pass    |

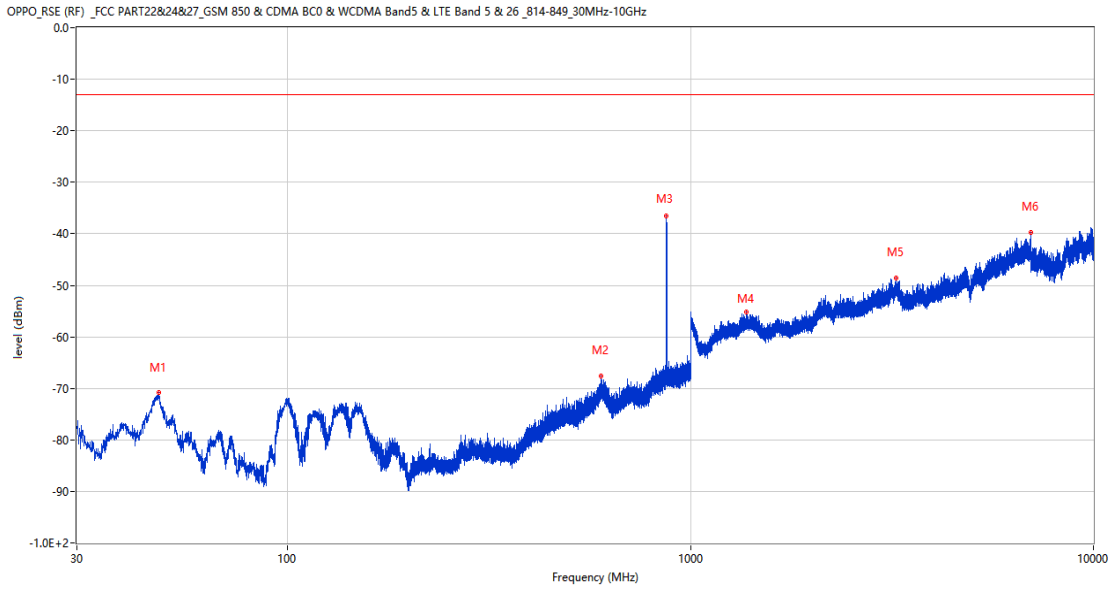
RSE-V&V WCDMA Band 5 CH4132



| Frequency (MHz) | Result (dBm) | Factor (dB) | PK Limit (dBm) | Over Limit (dB) | Table (o) | ANT      | EUT      | Verdict |
|-----------------|--------------|-------------|----------------|-----------------|-----------|----------|----------|---------|
| 52.795          | -68.42       | -14.94      | -13.0          | -55.42          | 196.00    | Vertical | Vertical | Pass    |
| 603.270         | -67.83       | -3.64       | -13.0          | -54.83          | 186.00    | Vertical | Vertical | Pass    |
| 869.874         | -35.90       | 2.25        | -13.0          | -22.90          | 35.00     | Vertical | Vertical | N/A     |
| 1371.100        | -54.67       | -3.58       | -13.0          | -41.67          | 185.00    | Vertical | Vertical | Pass    |
| 3231.200        | -48.63       | 6.71        | -13.0          | -35.63          | 308.00    | Vertical | Vertical | Pass    |
| 6925.800        | -40.52       | 12.56       | -13.0          | -27.52          | 85.00     | Vertical | Vertical | Pass    |



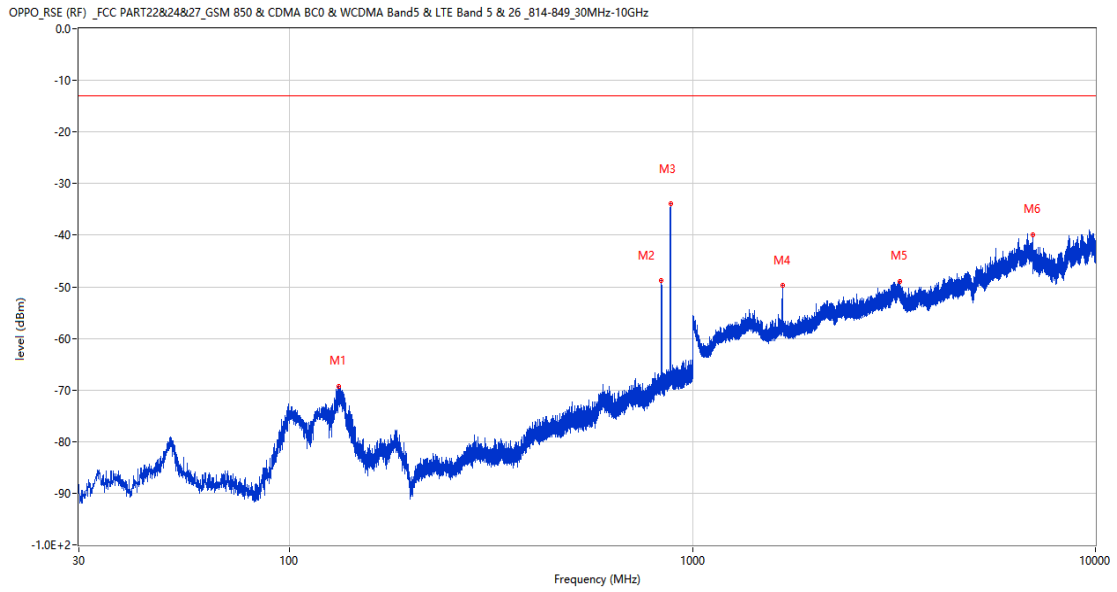
RSE-V&H WCDMA Band 5 CH4132



| Frequency (MHz) | Result (dBm) | Factor (dB) | PK Limit (dBm) | Over Limit (dB) | Table (o) | ANT      | EUT        | Verdict |
|-----------------|--------------|-------------|----------------|-----------------|-----------|----------|------------|---------|
| 47.993          | -70.84       | -16.11      | -13.0          | -57.84          | 360.00    | Vertical | Horizontal | Pass    |
| 600.700         | -67.61       | -3.59       | -13.0          | -54.61          | 209.00    | Vertical | Horizontal | Pass    |
| 871.135         | -36.54       | 2.35        | -13.0          | -23.54          | 42.00     | Vertical | Horizontal | N/A     |
| 1374.900        | -55.22       | -3.58       | -13.0          | -42.22          | 85.00     | Vertical | Horizontal | Pass    |
| 3232.200        | -48.50       | 6.81        | -13.0          | -35.50          | 175.00    | Vertical | Horizontal | Pass    |
| 6978.200        | -39.71       | 13.37       | -13.0          | -26.71          | 308.00    | Vertical | Horizontal | Pass    |

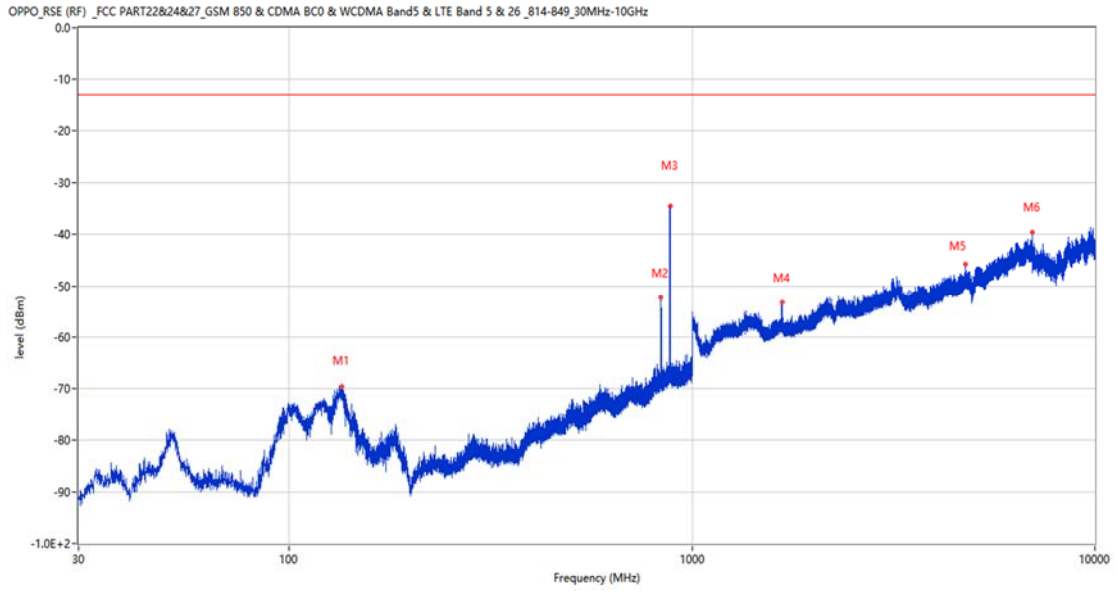
## 14.2 WCDMA Band 5 Middle Channel

RSE-H&H WCDMA Band 5 CH4182



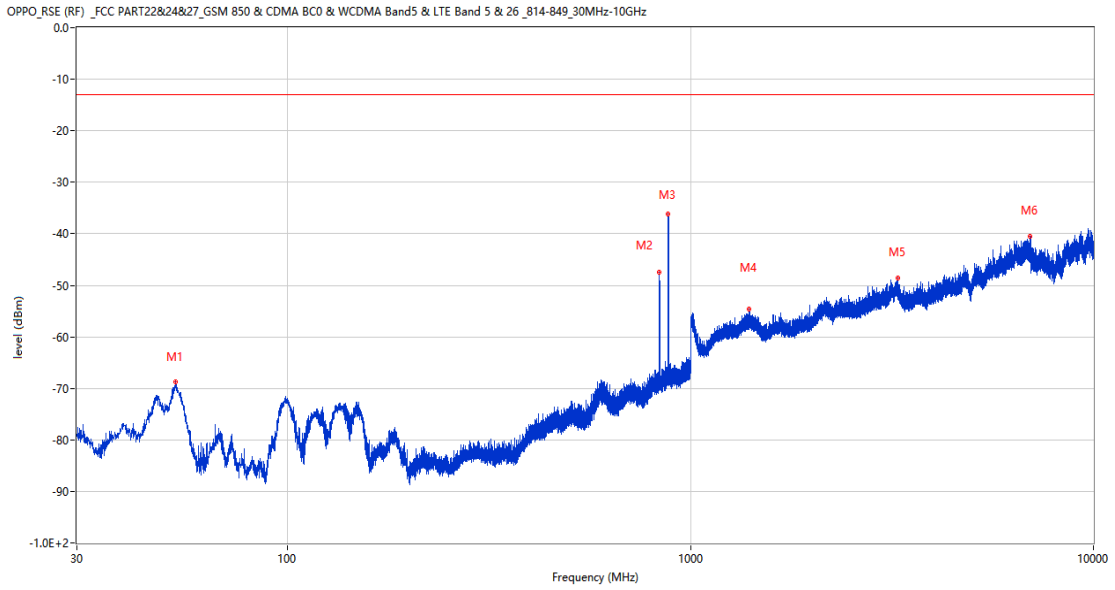
| Frequency (MHz) | Result (dBm) | Factor (dB) | PK Limit (dBm) | Over Limit (dB) | Table (o) | ANT        | EUT        | Verdict |
|-----------------|--------------|-------------|----------------|-----------------|-----------|------------|------------|---------|
| 132.238         | -69.23       | -17.31      | -13.0          | -56.23          | 161.00    | Horizontal | Horizontal | Pass    |
| 837.670         | -48.80       | 2.20        | -13.0          | -35.80          | 360.00    | Horizontal | Horizontal | N/A     |
| 881.369         | -33.94       | 2.71        | -13.0          | -20.94          | 161.00    | Horizontal | Horizontal | N/A     |
| 1670.900        | -49.78       | -4.30       | -13.0          | -36.78          | 316.00    | Horizontal | Horizontal | Pass    |
| 3266.200        | -48.95       | 5.36        | -13.0          | -35.95          | 267.00    | Horizontal | Horizontal | Pass    |
| 6998.600        | -39.93       | 13.94       | -13.0          | -26.93          | 235.00    | Horizontal | Horizontal | Pass    |

RSE-H&V WCDMA Band 5 CH4182



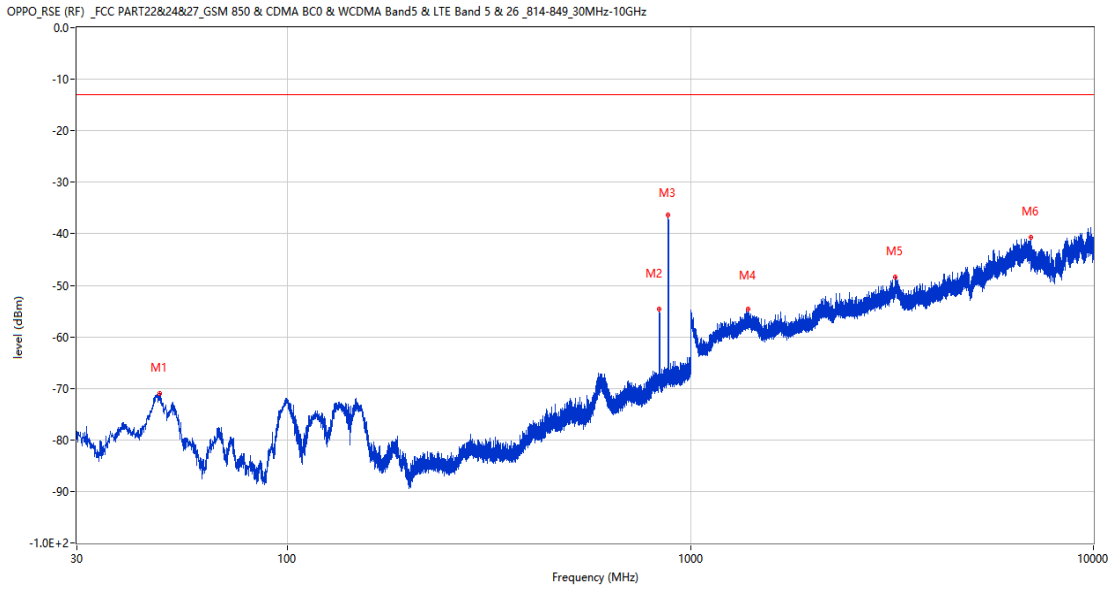
| Frequency (MHz) | Result (dBm) | Factor (dB) | PK Limit (dBm) | Over Limit (dB) | Table (o) | ANT        | EUT      | Verdict |
|-----------------|--------------|-------------|----------------|-----------------|-----------|------------|----------|---------|
| 135.051         | -69.66       | -16.71      | -13.0          | -56.66          | 355.00    | Horizontal | Vertical | Pass    |
| 837.719         | -52.40       | 2.20        | -13.0          | -39.40          | 300.00    | Horizontal | Vertical | N/A     |
| 882.048         | -34.53       | 2.78        | -13.0          | -21.53          | 43.00     | Horizontal | Vertical | N/A     |
| 1670.900        | -53.35       | -4.30       | -13.0          | -40.35          | 183.00    | Horizontal | Vertical | Pass    |
| 4760.600        | -45.76       | 7.08        | -13.0          | -32.76          | 183.00    | Horizontal | Vertical | Pass    |
| 6992.600        | -39.64       | 13.92       | -13.0          | -26.64          | 281.00    | Horizontal | Vertical | Pass    |

RSE-V&V WCDMA Band 5 CH4182



| Frequency (MHz) | Result (dBm) | Factor (dB) | PK Limit (dBm) | Over Limit (dB) | Table (o) | ANT      | EUT      | Verdict |
|-----------------|--------------|-------------|----------------|-----------------|-----------|----------|----------|---------|
| 52.601          | -68.65       | -14.96      | -13.0          | -55.65          | 208.00    | Vertical | Vertical | Pass    |
| 837.865         | -47.53       | 2.20        | -13.0          | -34.53          | 314.00    | Vertical | Vertical | N/A     |
| 880.496         | -36.12       | 2.63        | -13.0          | -23.12          | 39.00     | Vertical | Vertical | N/A     |
| 1397.200        | -54.56       | -3.38       | -13.0          | -41.56          | 237.00    | Vertical | Vertical | Pass    |
| 3265.600        | -48.67       | 5.37        | -13.0          | -35.67          | 327.00    | Vertical | Vertical | Pass    |
| 6960.000        | -40.57       | 13.10       | -13.0          | -27.57          | 344.00    | Vertical | Vertical | Pass    |

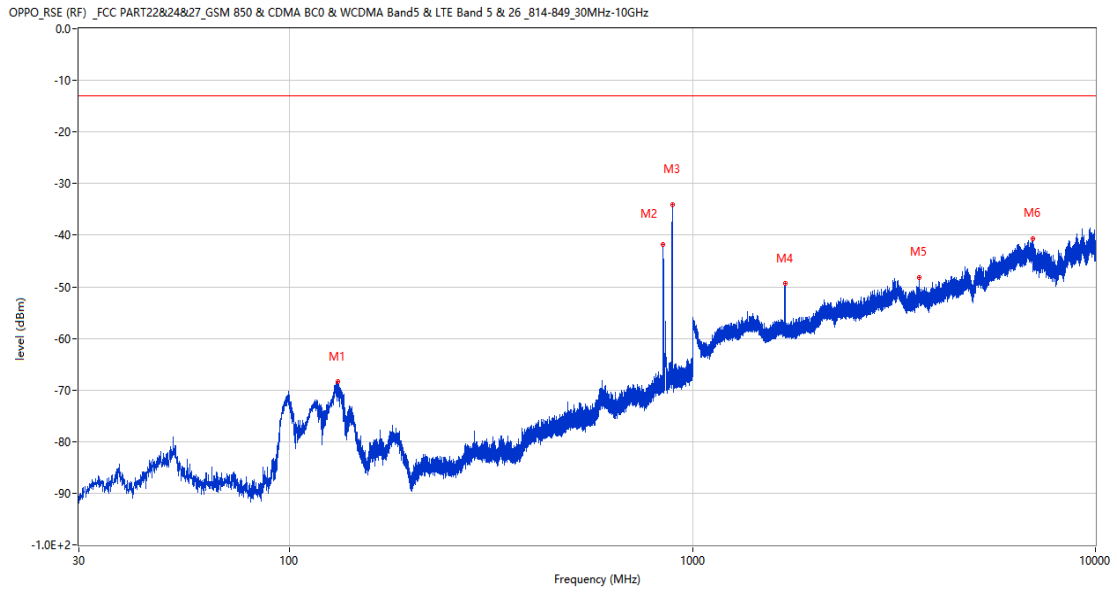
RSE-V&H WCDMA Band 5 CH4182



| Frequency (MHz) | Result (dBm) | Factor (dB) | PK Limit (dBm) | Over Limit (dB) | Table (o) | ANT      | EUT        | Verdict |
|-----------------|--------------|-------------|----------------|-----------------|-----------|----------|------------|---------|
| 48.236          | -71.05       | -16.01      | -13.0          | -58.05          | 360.00    | Vertical | Horizontal | Pass    |
| 837.913         | -54.56       | 2.20        | -13.0          | -41.56          | 230.00    | Vertical | Horizontal | N/A     |
| 879.623         | -36.38       | 2.59        | -13.0          | -23.38          | 56.00     | Vertical | Horizontal | N/A     |
| 1393.200        | -54.66       | -3.25       | -13.0          | -41.66          | 156.00    | Vertical | Horizontal | Pass    |
| 3223.600        | -48.39       | 6.11        | -13.0          | -35.39          | 67.00     | Vertical | Horizontal | Pass    |
| 6993.600        | -40.71       | 13.91       | -13.0          | -27.71          | 67.00     | Vertical | Horizontal | Pass    |

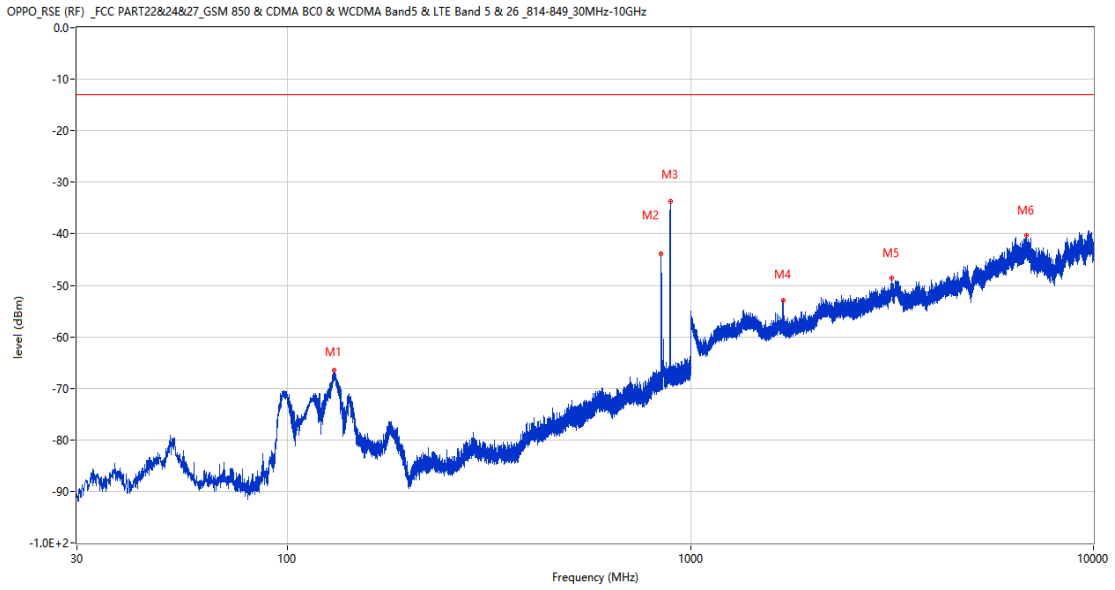
### 14.3 WCDMA Band 5 High Channel

RSE-H&H WCDMA Band 5 CH4233



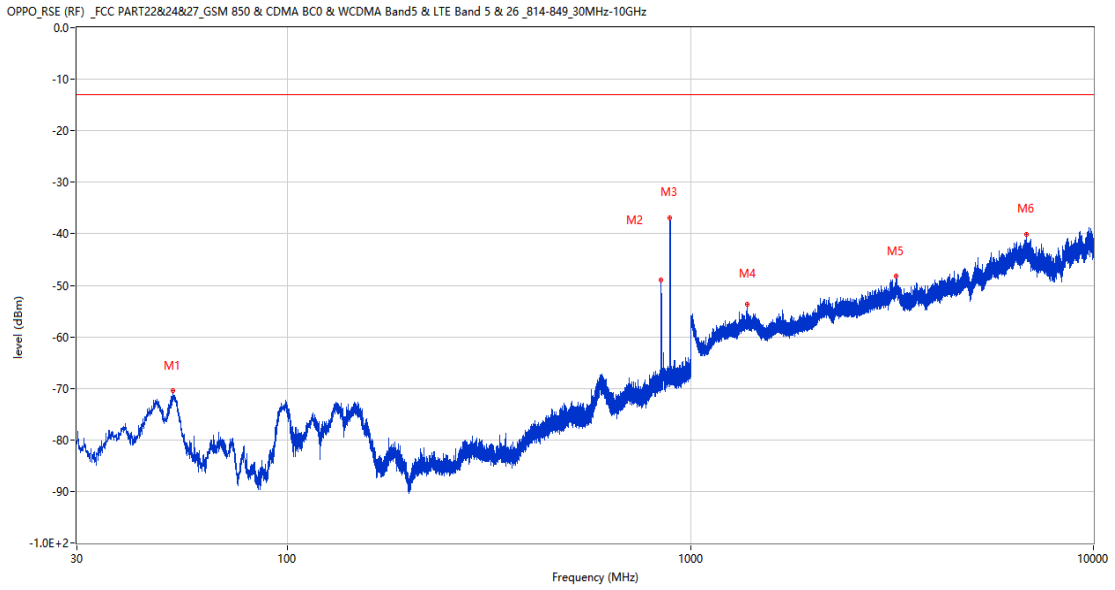
| Frequency (MHz) | Result (dBm) | Factor (dB) | PK Limit (dBm) | Over Limit (dB) | Table (o) | ANT        | EUT        | Verdict |
|-----------------|--------------|-------------|----------------|-----------------|-----------|------------|------------|---------|
| 131.559         | -68.39       | -17.48      | -13.0          | -55.39          | 146.00    | Horizontal | Horizontal | Pass    |
| 846.449         | -41.85       | 2.28        | -13.0          | -28.85          | 1.00      | Horizontal | Horizontal | N/A     |
| 893.106         | -34.02       | 2.51        | -13.0          | -21.02          | 42.00     | Horizontal | Horizontal | N/A     |
| 1695.900        | -49.38       | -4.71       | -13.0          | -36.38          | 317.00    | Horizontal | Horizontal | Pass    |
| 3659.600        | -48.18       | 5.30        | -13.0          | -35.18          | 84.00     | Horizontal | Horizontal | Pass    |
| 6985.400        | -40.60       | 13.62       | -13.0          | -27.60          | 240.00    | Horizontal | Horizontal | Pass    |

RSE-H&V WCDMA Band 5 CH4233



| Frequency (MHz) | Result (dBm) | Factor (dB) | PK Limit (dBm) | Over Limit (dB) | Table (o) | ANT        | EUT      | Verdict |
|-----------------|--------------|-------------|----------------|-----------------|-----------|------------|----------|---------|
| 130.589         | -66.57       | -17.73      | -13.0          | -53.57          | 158.00    | Horizontal | Vertical | Pass    |
| 846.352         | -43.93       | 2.27        | -13.0          | -30.93          | 283.00    | Horizontal | Vertical | N/A     |
| 890.681         | -33.62       | 2.45        | -13.0          | -20.62          | 158.00    | Horizontal | Vertical | N/A     |
| 1695.900        | -52.86       | -4.71       | -13.0          | -39.86          | 156.00    | Horizontal | Vertical | Pass    |
| 3162.800        | -48.58       | 6.19        | -13.0          | -35.58          | 229.00    | Horizontal | Vertical | Pass    |
| 6823.800        | -40.27       | 12.97       | -13.0          | -27.27          | 86.00     | Horizontal | Vertical | Pass    |

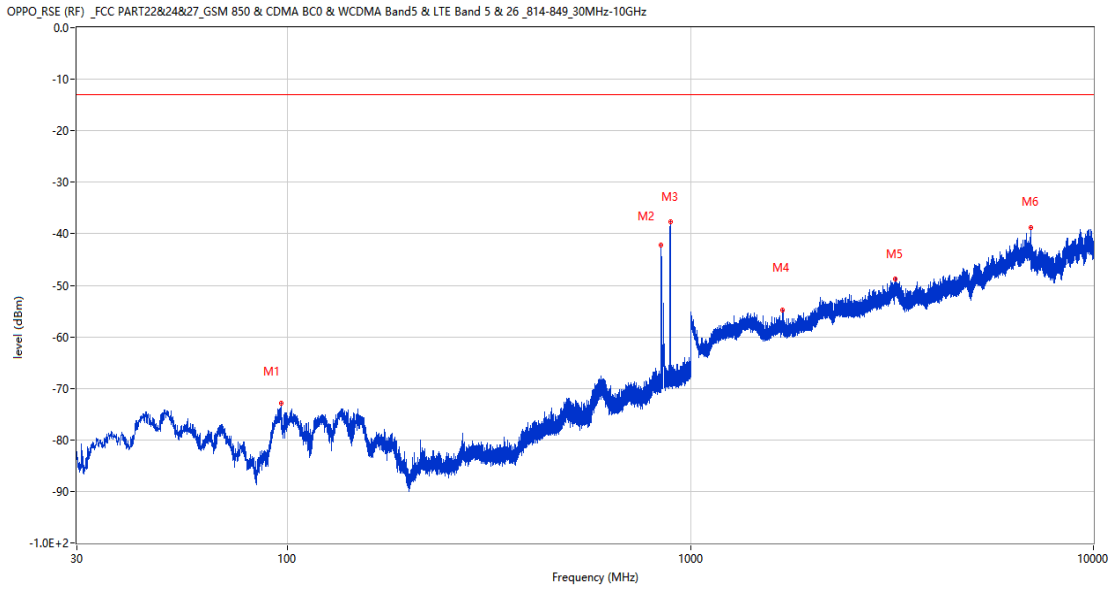
RSE-V&V WCDMA Band 5 CH4233



| Frequency (MHz) | Result (dBm) | Factor (dB) | PK Limit (dBm) | Over Limit (dB) | Table (o) | ANT      | EUT      | Verdict |
|-----------------|--------------|-------------|----------------|-----------------|-----------|----------|----------|---------|
| 52.019          | -70.48       | -15.01      | -13.0          | -57.48          | 221.00    | Vertical | Vertical | Pass    |
| 846.352         | -48.97       | 2.27        | -13.0          | -35.97          | 294.00    | Vertical | Vertical | N/A     |
| 890.002         | -36.85       | 2.49        | -13.0          | -23.85          | 185.00    | Vertical | Vertical | N/A     |
| 1385.800        | -53.73       | -3.15       | -13.0          | -40.73          | 250.00    | Vertical | Vertical | Pass    |
| 3241.800        | -48.24       | 6.34        | -13.0          | -35.24          | 142.00    | Vertical | Vertical | Pass    |
| 6812.400        | -40.06       | 13.16       | -13.0          | -27.06          | 323.00    | Vertical | Vertical | Pass    |



RSE-V&H WCDMA Band 5 CH4233



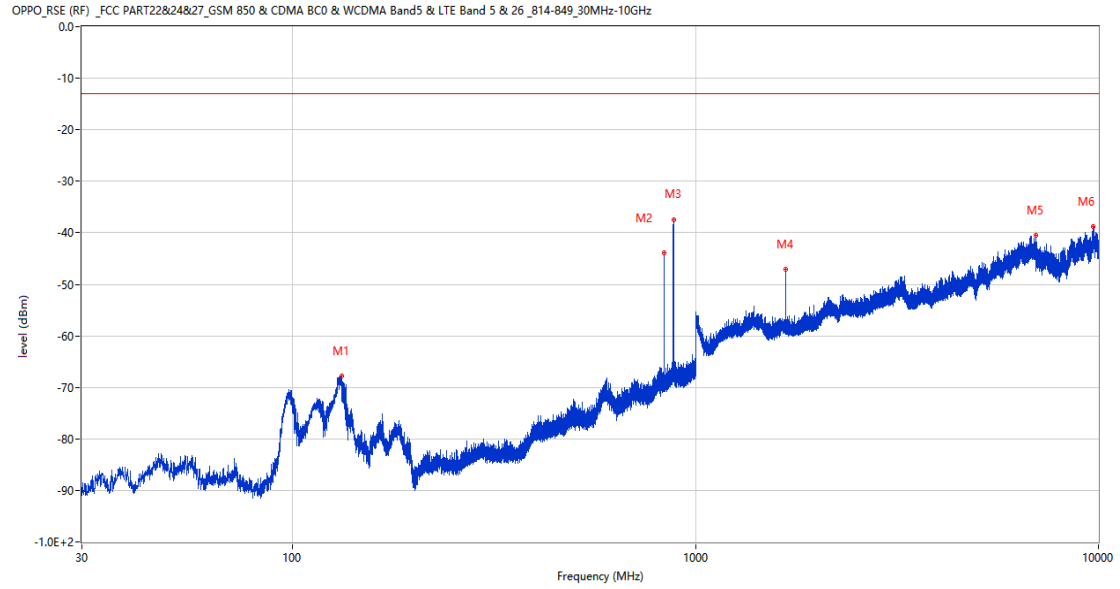
| Frequency (MHz) | Result (dBm) | Factor (dB) | PK Limit (dBm) | Over Limit (dB) | Table (o) | ANT      | EUT        | Verdict |
|-----------------|--------------|-------------|----------------|-----------------|-----------|----------|------------|---------|
| 96.251          | -72.92       | -20.56      | -13.0          | -59.92          | 3.00      | Vertical | Horizontal | Pass    |
| 846.497         | -42.26       | 2.28        | -13.0          | -29.26          | 319.00    | Vertical | Horizontal | N/A     |
| 891.748         | -37.60       | 2.49        | -13.0          | -24.60          | 49.00     | Vertical | Horizontal | N/A     |
| 1694.900        | -54.84       | -4.79       | -13.0          | -41.84          | 323.00    | Vertical | Horizontal | Pass    |
| 3223.400        | -48.84       | 6.09        | -13.0          | -35.84          | 84.00     | Vertical | Horizontal | Pass    |
| 6995.800        | -38.80       | 13.81       | -13.0          | -25.80          | 114.00    | Vertical | Horizontal | Pass    |

LTE

15 LTE Band 5

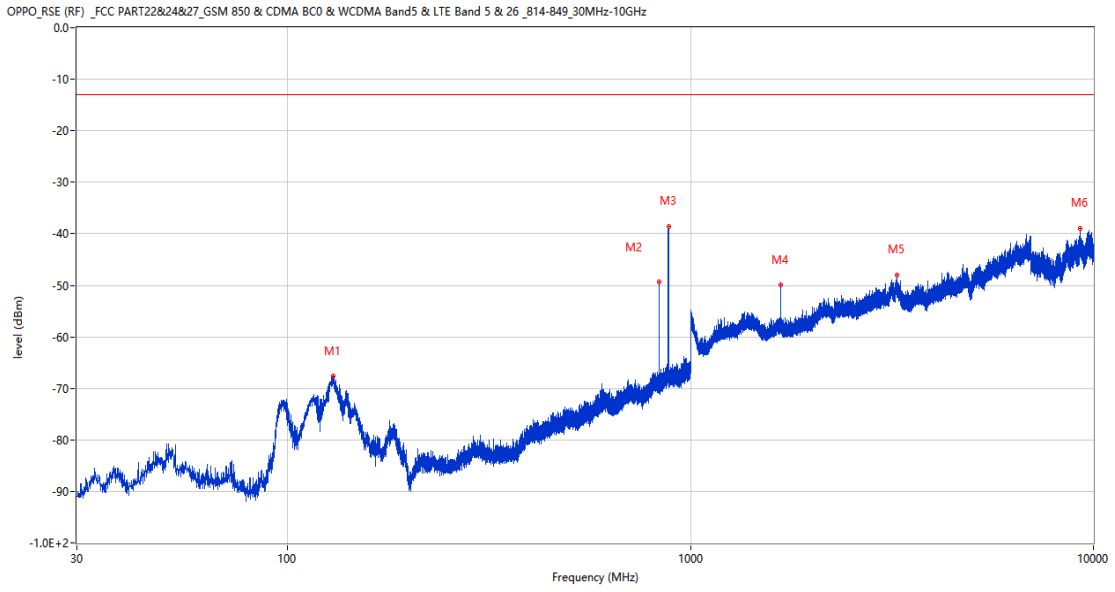
15.1 LTE Band 5 BW1.4, Middle Channel

RSE-H&H LTE Band 5 BW1.4 CH20525



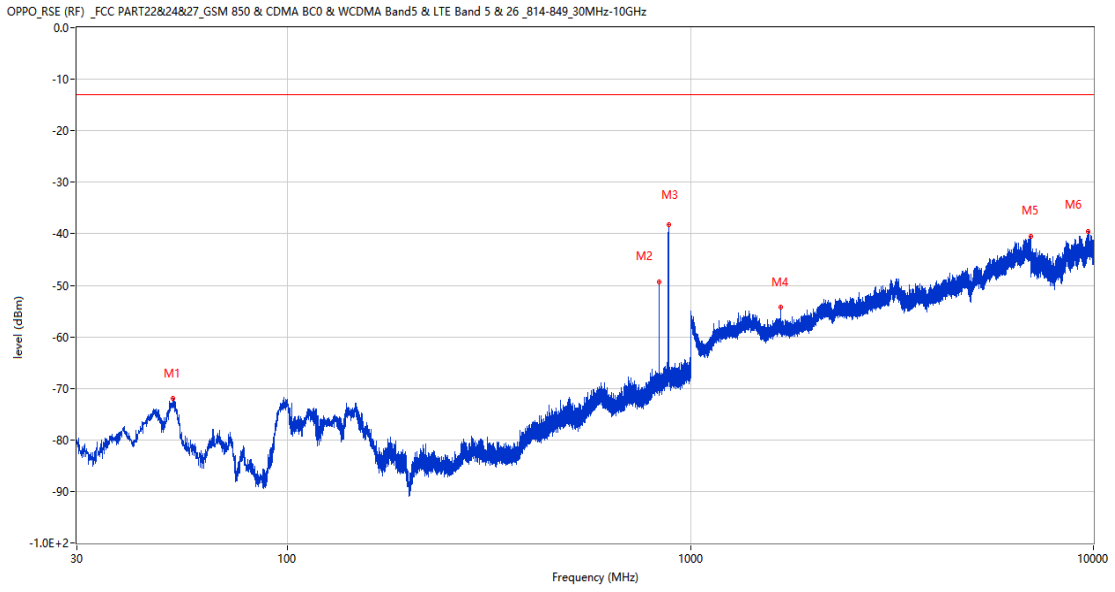
| Frequency (MHz) | Result (dBm) | Factor (dB) | PK Limit (dBm) | Over Limit (dB) | Table (o) | ANT        | EUT        | Verdict |
|-----------------|--------------|-------------|----------------|-----------------|-----------|------------|------------|---------|
| 132.141         | -67.85       | -17.33      | -13.0          | -54.85          | 146.00    | Horizontal | Horizontal | Pass    |
| 836.119         | -43.80       | 2.17        | -13.0          | -30.80          | 337.00    | Horizontal | Horizontal | N/A     |
| 881.660         | -37.43       | 2.74        | -13.0          | -24.43          | 146.00    | Horizontal | Horizontal | N/A     |
| 1672.500        | -47.12       | -4.47       | -13.0          | -34.12          | 306.00    | Horizontal | Horizontal | Pass    |
| 6997.000        | -40.55       | 13.91       | -13.0          | -27.55          | 0.00      | Horizontal | Horizontal | Pass    |
| 9679.450        | -38.81       | 19.06       | -13.0          | -25.81          | 237.00    | Horizontal | Horizontal | Pass    |

RSE-H&V LTE Band 5 BW1.4 CH20525



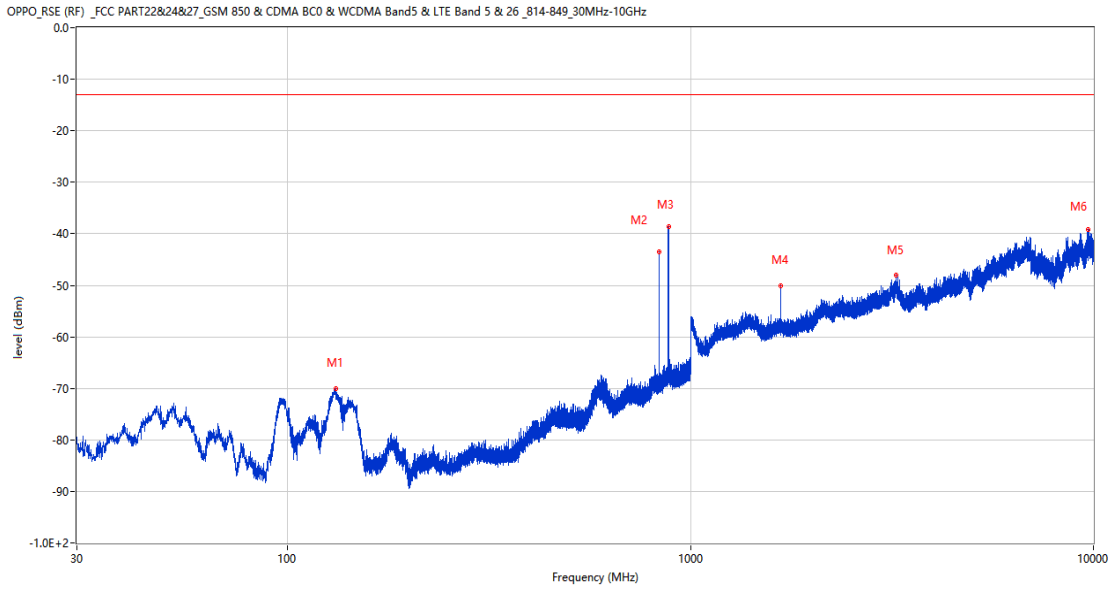
| Frequency (MHz) | Result (dBm) | Factor (dB) | PK Limit (dBm) | Over Limit (dB) | Table (o) | ANT        | EUT      | Verdict |
|-----------------|--------------|-------------|----------------|-----------------|-----------|------------|----------|---------|
| 129.958         | -67.57       | -17.88      | -13.0          | -54.57          | 145.00    | Horizontal | Vertical | Pass    |
| 836.070         | -49.26       | 2.17        | -13.0          | -36.26          | 299.00    | Horizontal | Vertical | N/A     |
| 881.660         | -38.60       | 2.74        | -13.0          | -25.60          | 0.00      | Horizontal | Vertical | N/A     |
| 1672.100        | -49.93       | -4.43       | -13.0          | -36.93          | 62.00     | Horizontal | Vertical | Pass    |
| 3249.800        | -48.08       | 5.94        | -13.0          | -35.08          | 298.00    | Horizontal | Vertical | Pass    |
| 9256.150        | -38.93       | 17.23       | -13.0          | -25.93          | 0.00      | Horizontal | Vertical | Pass    |

RSE-V&H LTE Band 5 BW1.4 CH20525



| Frequency (MHz) | Result (dBm) | Factor (dB) | PK Limit (dBm) | Over Limit (dB) | Table (o) | ANT      | EUT        | Verdict |
|-----------------|--------------|-------------|----------------|-----------------|-----------|----------|------------|---------|
| 51.971          | -71.99       | -15.01      | -13.0          | -58.99          | 152.00    | Vertical | Horizontal | Pass    |
| 836.070         | -49.41       | 2.17        | -13.0          | -36.41          | 243.00    | Vertical | Horizontal | N/A     |
| 881.708         | -38.26       | 2.74        | -13.0          | -25.26          | 9.00      | Vertical | Horizontal | N/A     |
| 1672.200        | -54.17       | -4.44       | -13.0          | -41.17          | 245.00    | Vertical | Horizontal | Pass    |
| 6996.600        | -40.51       | 13.88       | -13.0          | -27.51          | 207.00    | Vertical | Horizontal | Pass    |
| 9679.150        | -39.57       | 19.05       | -13.0          | -26.57          | 193.00    | Vertical | Horizontal | Pass    |

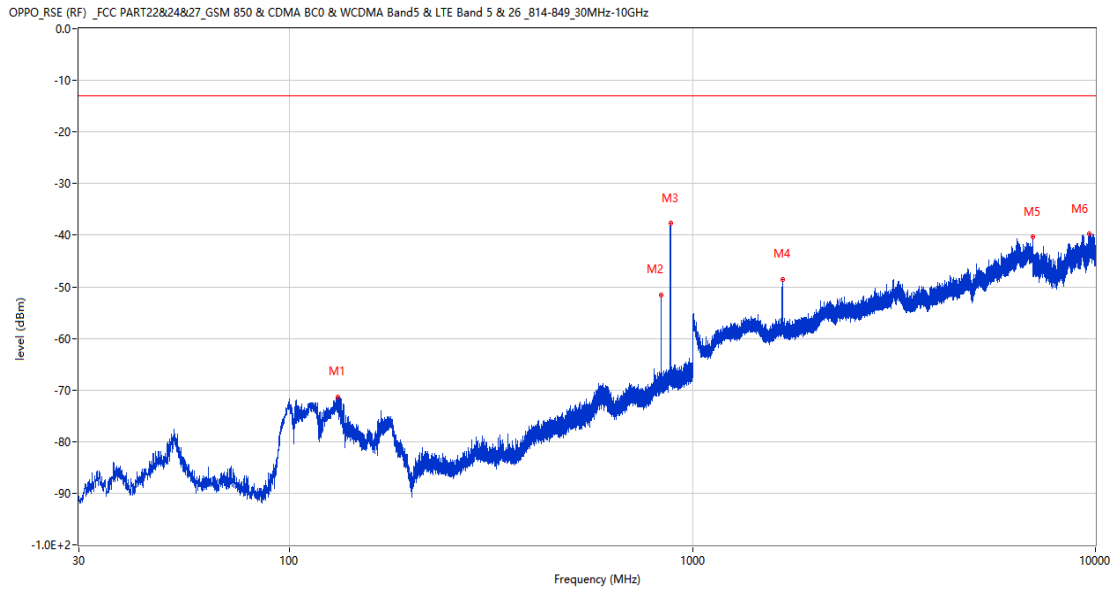
RSE-V&V LTE Band 5 BW1.4 CH20525



| Frequency (MHz) | Result (dBm) | Factor (dB) | PK Limit (dBm) | Over Limit (dB) | Table (o) | ANT      | EUT      | Verdict |
|-----------------|--------------|-------------|----------------|-----------------|-----------|----------|----------|---------|
| 131.704         | -70.05       | -17.44      | -13.0          | -57.05          | 158.00    | Vertical | Vertical | Pass    |
| 836.070         | -43.49       | 2.17        | -13.0          | -30.49          | 174.00    | Vertical | Vertical | N/A     |
| 881.708         | -38.64       | 2.74        | -13.0          | -25.64          | 1.00      | Vertical | Vertical | N/A     |
| 1672.100        | -50.14       | -4.43       | -13.0          | -37.14          | 46.00     | Vertical | Vertical | Pass    |
| 3235.800        | -48.10       | 6.63        | -13.0          | -35.10          | 253.00    | Vertical | Vertical | Pass    |
| 9712.000        | -39.16       | 18.62       | -13.0          | -26.16          | 10.00     | Vertical | Vertical | Pass    |

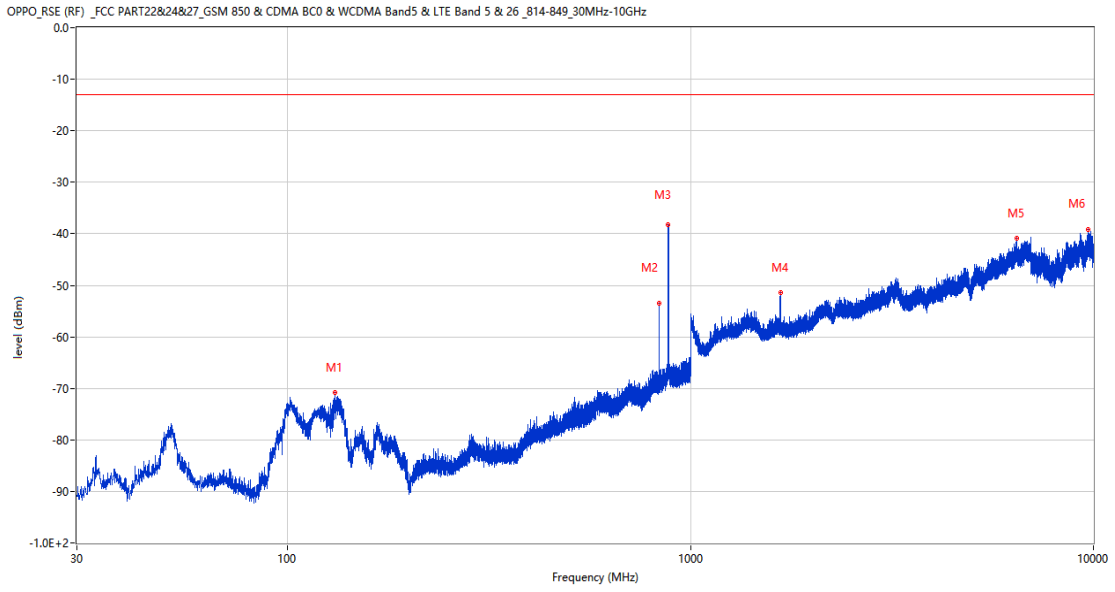
## 15.2 LTE Band 5 BW3, Middle Channel

RSE-H&H LTE Band 5 BW3 CH20525



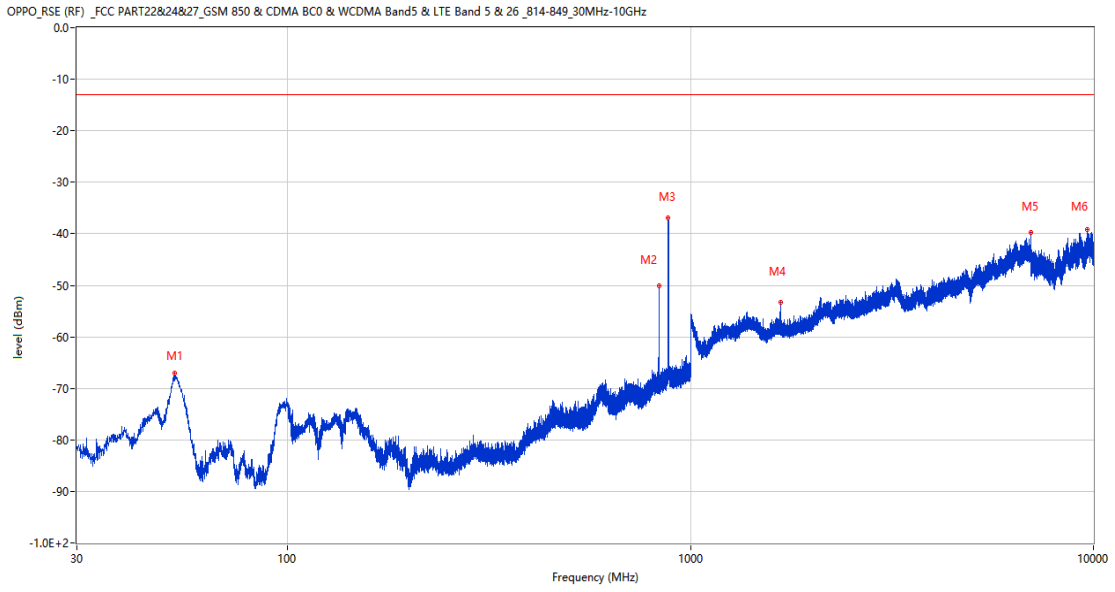
| Frequency (MHz) | Result (dBm) | Factor (dB) | PK Limit (dBm) | Over Limit (dB) | Table (o) | ANT        | EUT        | Verdict |
|-----------------|--------------|-------------|----------------|-----------------|-----------|------------|------------|---------|
| 131.607         | -71.32       | -17.47      | -13.0          | -58.32          | 154.00    | Horizontal | Horizontal | Pass    |
| 835.197         | -51.62       | 2.16        | -13.0          | -38.62          | 1.00      | Horizontal | Horizontal | N/A     |
| 881.612         | -37.74       | 2.73        | -13.0          | -24.74          | 41.00     | Horizontal | Horizontal | N/A     |
| 1670.800        | -48.59       | -4.29       | -13.0          | -35.59          | 345.00    | Horizontal | Horizontal | Pass    |
| 6999.600        | -40.36       | 13.92       | -13.0          | -27.36          | 37.00     | Horizontal | Horizontal | Pass    |
| 9656.950        | -39.77       | 18.38       | -13.0          | -26.77          | 207.00    | Horizontal | Horizontal | Pass    |

RSE-H&V LTE Band 5 BW3 CH20525



| Frequency (MHz) | Result (dBm) | Factor (dB) | PK Limit (dBm) | Over Limit (dB) | Table (o) | ANT        | EUT      | Verdict |
|-----------------|--------------|-------------|----------------|-----------------|-----------|------------|----------|---------|
| 131.074         | -70.89       | -17.60      | -13.0          | -57.89          | 157.00    | Horizontal | Vertical | Pass    |
| 835.343         | -53.53       | 2.16        | -13.0          | -40.53          | 290.00    | Horizontal | Vertical | N/A     |
| 881.030         | -38.24       | 2.68        | -13.0          | -25.24          | 39.00     | Horizontal | Vertical | N/A     |
| 1670.700        | -51.45       | -4.28       | -13.0          | -38.45          | 146.00    | Horizontal | Vertical | Pass    |
| 6445.200        | -40.95       | 12.51       | -13.0          | -27.95          | 85.00     | Horizontal | Vertical | Pass    |
| 9679.450        | -39.21       | 19.06       | -13.0          | -26.21          | 51.00     | Horizontal | Vertical | Pass    |

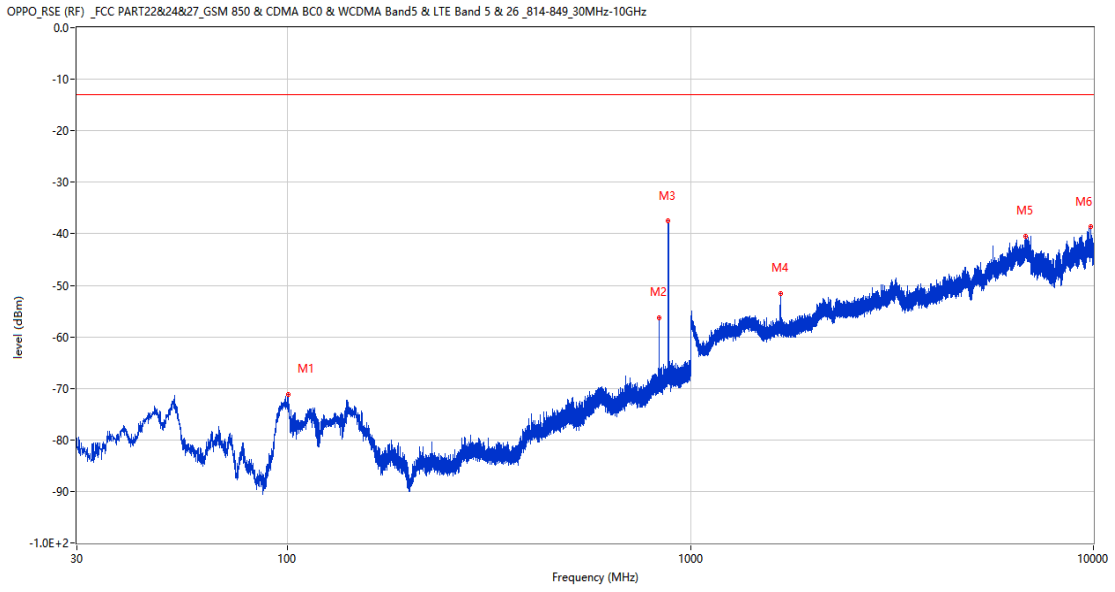
RSE-V&V LTE Band 5 BW3 CH20525



| Frequency (MHz) | Result (dBm) | Factor (dB) | PK Limit (dBm) | Over Limit (dB) | Table (o) | ANT      | EUT      | Verdict |
|-----------------|--------------|-------------|----------------|-----------------|-----------|----------|----------|---------|
| 52.358          | -66.98       | -14.98      | -13.0          | -53.98          | 160.00    | Vertical | Vertical | Pass    |
| 835.294         | -50.10       | 2.16        | -13.0          | -37.10          | 310.00    | Vertical | Vertical | N/A     |
| 880.787         | -36.92       | 2.66        | -13.0          | -23.92          | 3.00      | Vertical | Vertical | N/A     |
| 1670.600        | -53.25       | -4.27       | -13.0          | -40.25          | 143.00    | Vertical | Vertical | Pass    |
| 6998.800        | -39.80       | 13.94       | -13.0          | -26.80          | 113.00    | Vertical | Vertical | Pass    |
| 9662.650        | -39.11       | 18.55       | -13.0          | -26.11          | 11.00     | Vertical | Vertical | Pass    |



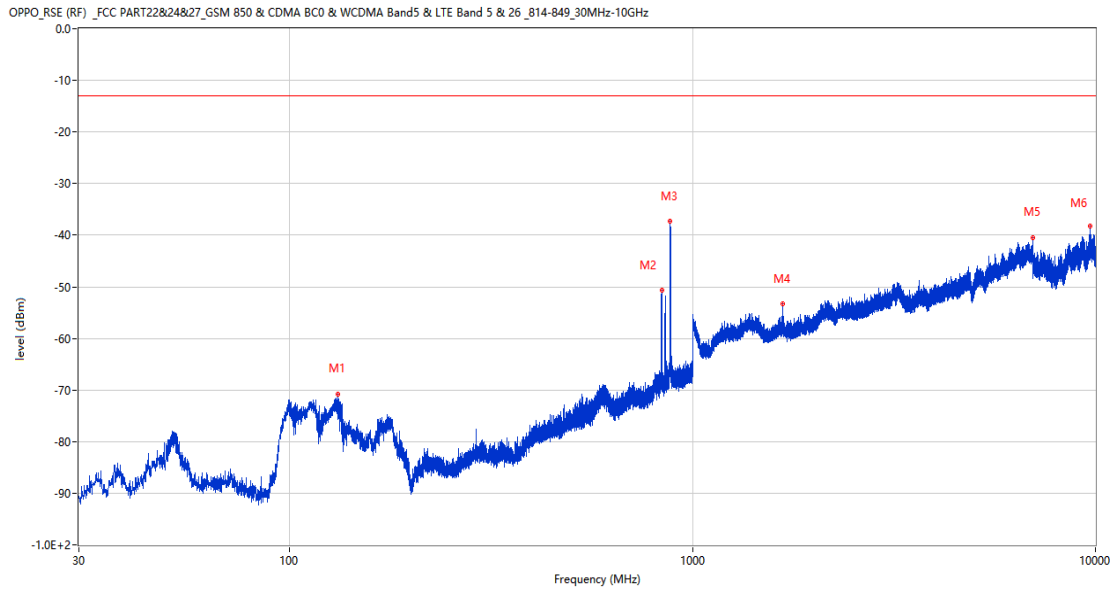
RSE-V&H LTE Band 5 BW3 CH20525



| Frequency (MHz) | Result (dBm) | Factor (dB) | PK Limit (dBm) | Over Limit (dB) | Table (o) | ANT      | EUT        | Verdict |
|-----------------|--------------|-------------|----------------|-----------------|-----------|----------|------------|---------|
| 100.422         | -71.17       | -21.13      | -13.0          | -58.17          | 259.00    | Vertical | Horizontal | Pass    |
| 835.246         | -56.22       | 2.16        | -13.0          | -43.22          | 223.00    | Vertical | Horizontal | N/A     |
| 880.836         | -37.56       | 2.66        | -13.0          | -24.56          | 22.00     | Vertical | Horizontal | N/A     |
| 1670.700        | -51.66       | -4.28       | -13.0          | -38.66          | 306.00    | Vertical | Horizontal | Pass    |
| 6783.400        | -40.48       | 12.76       | -13.0          | -27.48          | 270.00    | Vertical | Horizontal | Pass    |
| 9855.849        | -38.51       | 18.13       | -13.0          | -25.51          | 326.00    | Vertical | Horizontal | Pass    |

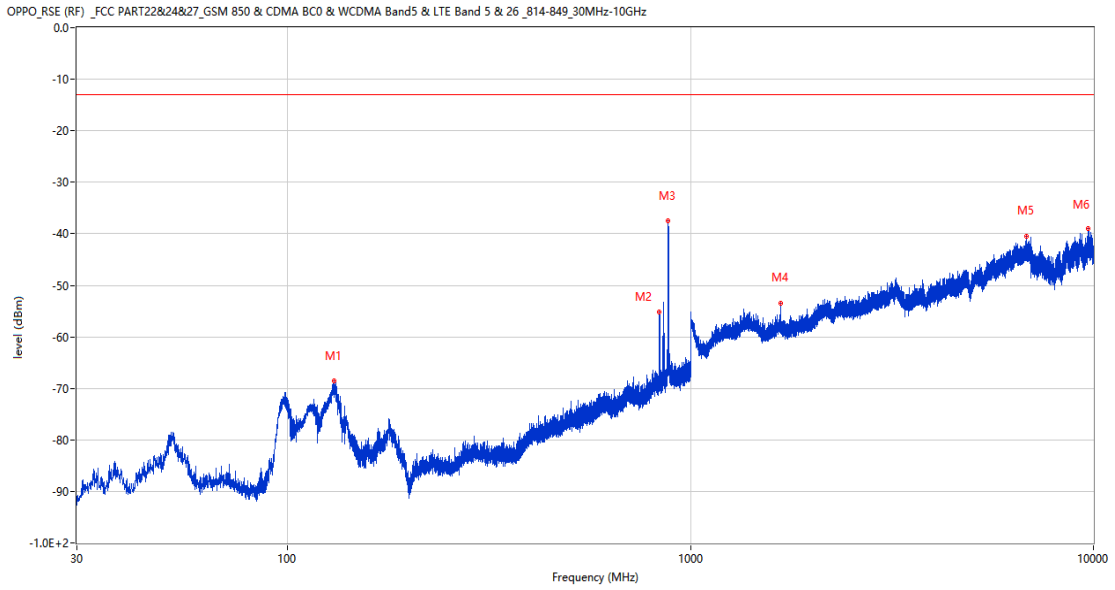
### 15.3 LTE Band 5 BW5, Middle Channel

RSE-H&H LTE Band 5 BW5 CH20525



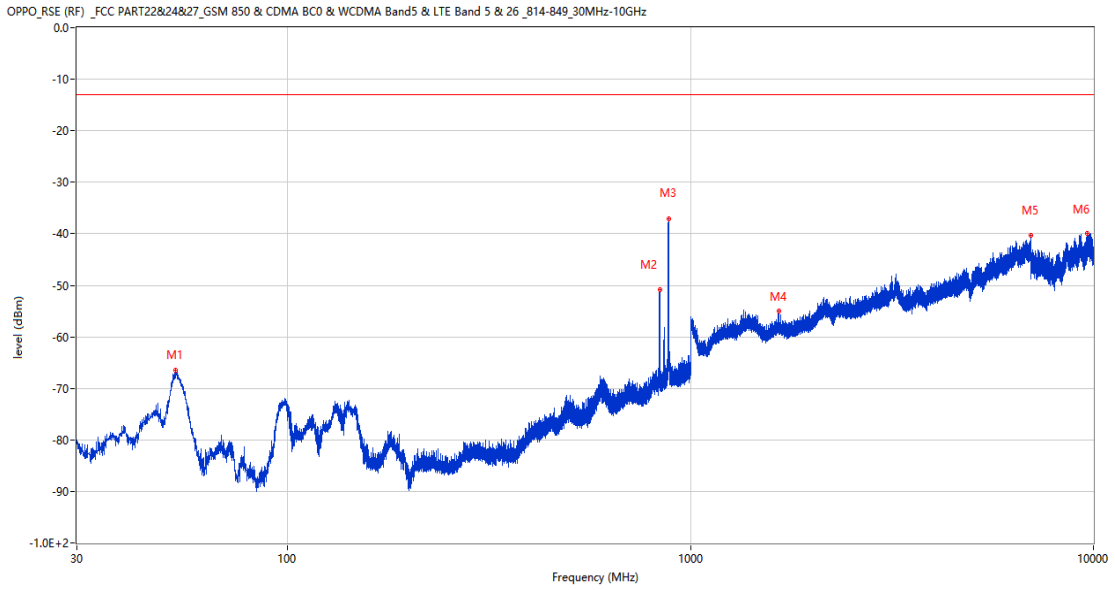
| Frequency (MHz) | Result (dBm) | Factor (dB) | PK Limit (dBm) | Over Limit (dB) | Table (o) | ANT        | EUT        | Verdict |
|-----------------|--------------|-------------|----------------|-----------------|-----------|------------|------------|---------|
| 131.947         | -70.74       | -17.38      | -13.0          | -57.74          | 147.00    | Horizontal | Horizontal | Pass    |
| 838.204         | -50.61       | 2.20        | -13.0          | -37.61          | 3.00      | Horizontal | Horizontal | N/A     |
| 880.496         | -37.37       | 2.63        | -13.0          | -24.37          | 360.00    | Horizontal | Horizontal | N/A     |
| 1670.900        | -53.35       | -4.30       | -13.0          | -40.35          | 331.00    | Horizontal | Horizontal | Pass    |
| 6996.200        | -40.58       | 13.84       | -13.0          | -27.58          | 196.00    | Horizontal | Horizontal | Pass    |
| 9715.900        | -38.30       | 18.55       | -13.0          | -25.30          | 93.00     | Horizontal | Horizontal | Pass    |

RSE-H&V LTE Band 5 BW5 CH20525



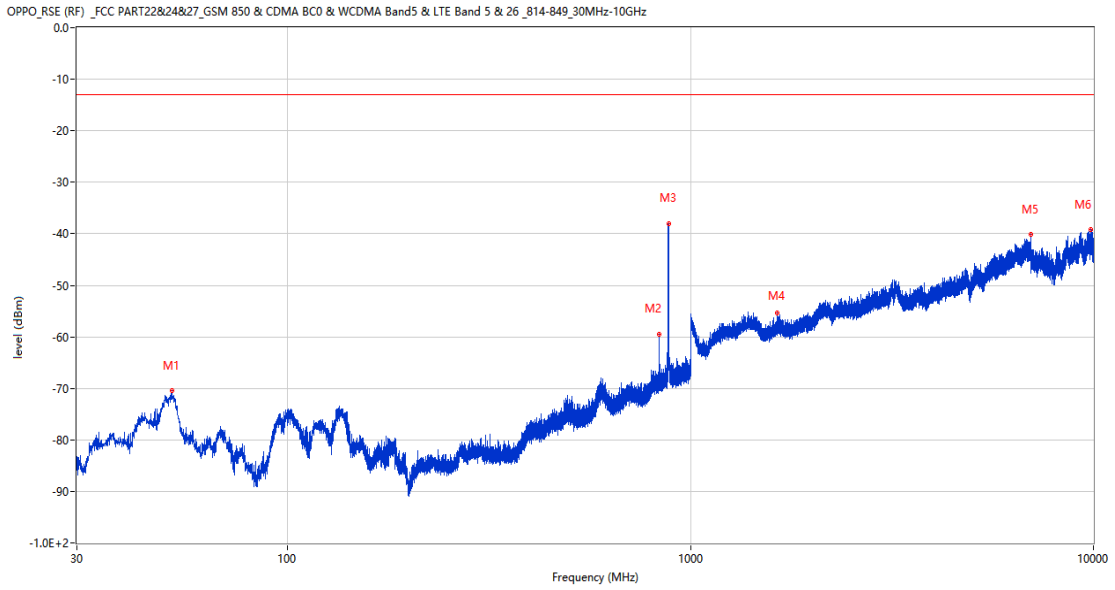
| Frequency (MHz) | Result (dBm) | Factor (dB) | PK Limit (dBm) | Over Limit (dB) | Table (o) | ANT        | EUT      | Verdict |
|-----------------|--------------|-------------|----------------|-----------------|-----------|------------|----------|---------|
| 130.589         | -68.51       | -17.73      | -13.0          | -55.51          | 128.00    | Horizontal | Vertical | Pass    |
| 837.961         | -55.13       | 2.20        | -13.0          | -42.13          | 288.00    | Horizontal | Vertical | N/A     |
| 879.817         | -37.47       | 2.59        | -13.0          | -24.47          | 149.00    | Horizontal | Vertical | N/A     |
| 1671.800        | -53.48       | -4.40       | -13.0          | -40.48          | 194.00    | Horizontal | Vertical | Pass    |
| 6815.200        | -40.45       | 13.12       | -13.0          | -27.45          | 324.00    | Horizontal | Vertical | Pass    |
| 9679.750        | -39.00       | 19.07       | -13.0          | -26.00          | 11.00     | Horizontal | Vertical | Pass    |

RSE-V&V LTE Band 5 BW5 CH20525



| Frequency (MHz) | Result (dBm) | Factor (dB) | PK Limit (dBm) | Over Limit (dB) | Table (o) | ANT      | EUT      | Verdict |
|-----------------|--------------|-------------|----------------|-----------------|-----------|----------|----------|---------|
| 52.746          | -66.56       | -14.95      | -13.0          | -53.56          | 225.00    | Vertical | Vertical | Pass    |
| 838.398         | -50.84       | 2.21        | -13.0          | -37.84          | 184.00    | Vertical | Vertical | N/A     |
| 881.951         | -37.04       | 2.77        | -13.0          | -24.04          | 12.00     | Vertical | Vertical | N/A     |
| 1653.900        | -54.91       | -4.19       | -13.0          | -41.91          | 360.00    | Vertical | Vertical | Pass    |
| 6988.800        | -40.37       | 13.72       | -13.0          | -27.37          | 237.00    | Vertical | Vertical | Pass    |
| 9667.000        | -39.90       | 18.68       | -13.0          | -26.90          | 33.00     | Vertical | Vertical | Pass    |

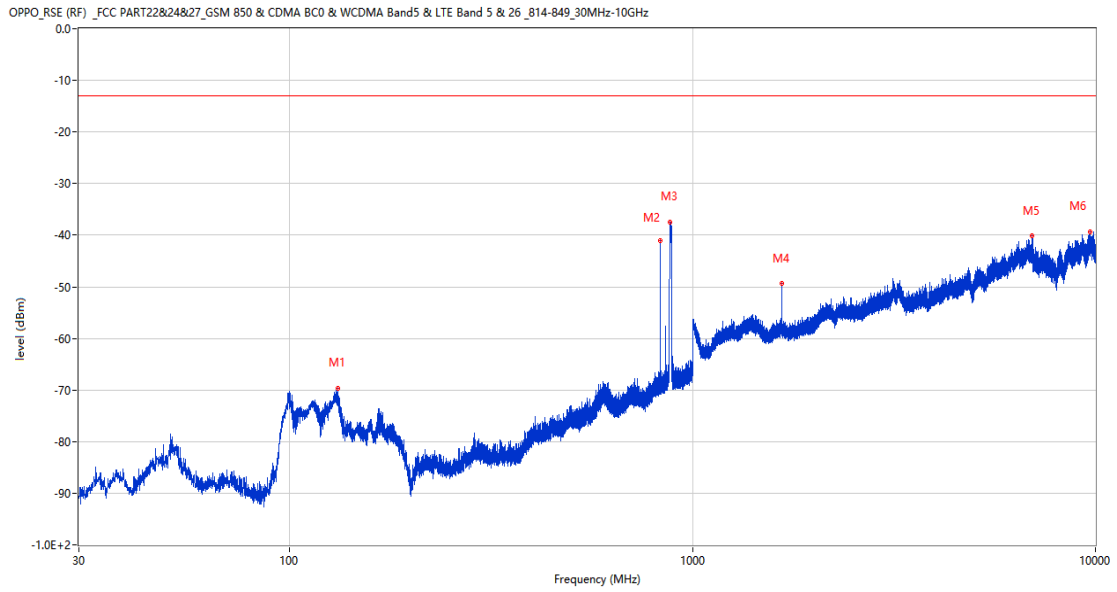
RSE-V&H LTE Band 5 BW5 CH20525



| Frequency (MHz) | Result (dBm) | Factor (dB) | PK Limit (dBm) | Over Limit (dB) | Table (o) | ANT      | EUT        | Verdict |
|-----------------|--------------|-------------|----------------|-----------------|-----------|----------|------------|---------|
| 51.631          | -70.49       | -15.05      | -13.0          | -57.49          | 188.00    | Vertical | Horizontal | Pass    |
| 834.324         | -59.48       | 2.15        | -13.0          | -46.48          | 232.00    | Vertical | Horizontal | N/A     |
| 881.854         | -38.13       | 2.76        | -13.0          | -25.13          | 36.00     | Vertical | Horizontal | N/A     |
| 1639.400        | -55.44       | -4.53       | -13.0          | -42.44          | 127.00    | Vertical | Horizontal | Pass    |
| 6992.600        | -40.15       | 13.92       | -13.0          | -27.15          | 215.00    | Vertical | Horizontal | Pass    |
| 9850.450        | -39.25       | 18.19       | -13.0          | -26.25          | 178.00    | Vertical | Horizontal | Pass    |

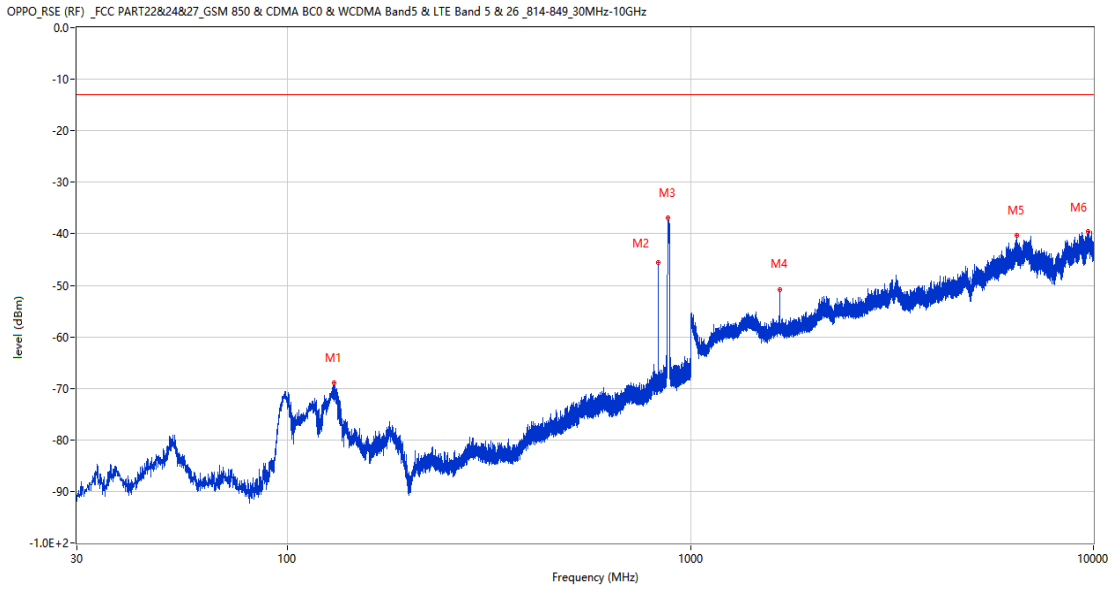
## 15.4 LTE Band 5 BW10, Middle Channel

RSE-H&H LTE Band 5 BW10 CH20525



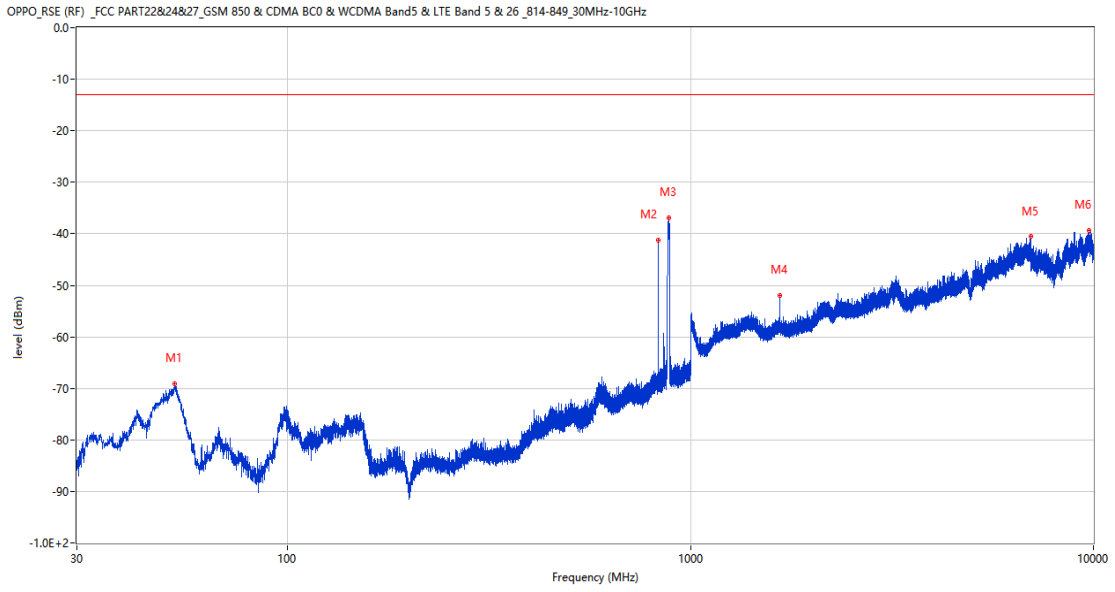
| Frequency (MHz) | Result (dBm) | Factor (dB) | PK Limit (dBm) | Over Limit (dB) | Table (o) | ANT        | EUT        | Verdict |
|-----------------|--------------|-------------|----------------|-----------------|-----------|------------|------------|---------|
| 131.559         | -69.76       | -17.48      | -13.0          | -56.76          | 182.00    | Horizontal | Horizontal | Pass    |
| 832.093         | -41.02       | 2.12        | -13.0          | -28.02          | 63.00     | Horizontal | Horizontal | N/A     |
| 880.981         | -37.39       | 2.68        | -13.0          | -24.39          | 16.00     | Horizontal | Horizontal | N/A     |
| 1664.400        | -49.29       | -4.21       | -13.0          | -36.29          | 319.00    | Horizontal | Horizontal | Pass    |
| 6976.200        | -40.08       | 13.41       | -13.0          | -27.08          | 239.00    | Horizontal | Horizontal | Pass    |
| 9684.250        | -39.36       | 19.02       | -13.0          | -26.36          | 230.00    | Horizontal | Horizontal | Pass    |

RSE-H&V LTE Band 5 BW10 CH20525



| Frequency (MHz) | Result (dBm) | Factor (dB) | PK Limit (dBm) | Over Limit (dB) | Table (o) | ANT        | EUT      | Verdict |
|-----------------|--------------|-------------|----------------|-----------------|-----------|------------|----------|---------|
| 130.589         | -68.99       | -17.73      | -13.0          | -55.99          | 179.00    | Horizontal | Vertical | Pass    |
| 832.093         | -45.56       | 2.12        | -13.0          | -32.56          | 318.00    | Horizontal | Vertical | N/A     |
| 880.932         | -36.92       | 2.67        | -13.0          | -23.92          | 179.00    | Horizontal | Vertical | N/A     |
| 1664.700        | -50.84       | -4.21       | -13.0          | -37.84          | 20.00     | Horizontal | Vertical | Pass    |
| 6454.000        | -40.31       | 12.82       | -13.0          | -27.31          | 358.00    | Horizontal | Vertical | Pass    |
| 9687.400        | -39.59       | 18.98       | -13.0          | -26.59          | 360.00    | Horizontal | Vertical | Pass    |

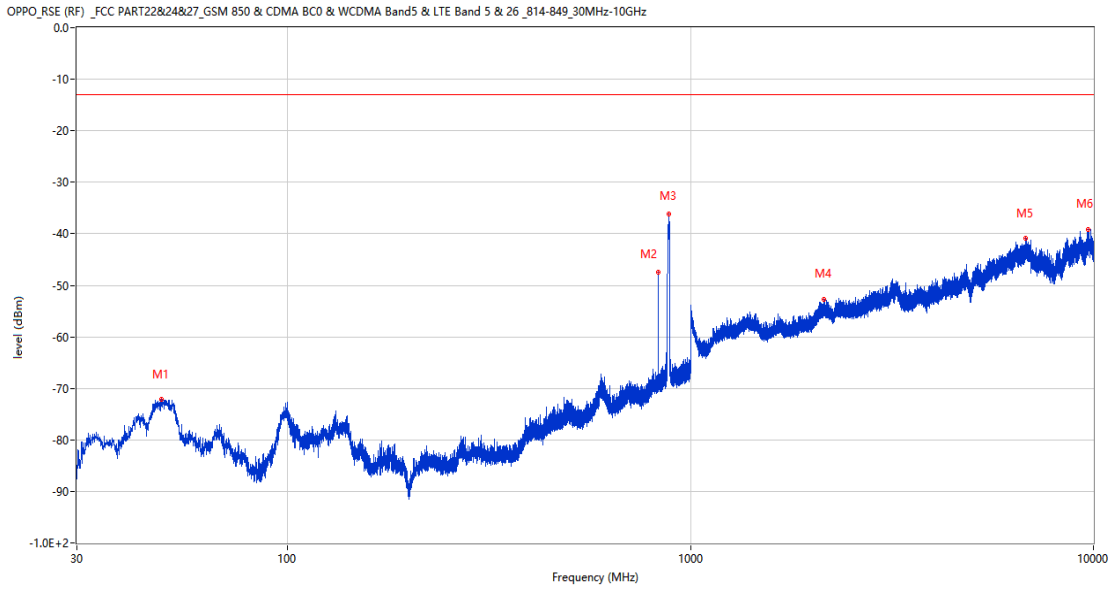
RSE-V&V LTE Band 5 BW10 CH20525



| Frequency (MHz) | Result (dBm) | Factor (dB) | PK Limit (dBm) | Over Limit (dB) | Table (o) | ANT      | EUT      | Verdict |
|-----------------|--------------|-------------|----------------|-----------------|-----------|----------|----------|---------|
| 52.456          | -69.09       | -14.97      | -13.0          | -56.09          | 288.00    | Vertical | Vertical | Pass    |
| 832.093         | -41.25       | 2.12        | -13.0          | -28.25          | 199.00    | Vertical | Vertical | N/A     |
| 884.085         | -36.88       | 2.77        | -13.0          | -23.88          | 38.00     | Vertical | Vertical | N/A     |
| 1664.400        | -51.90       | -4.21       | -13.0          | -38.90          | 95.00     | Vertical | Vertical | Pass    |
| 6998.000        | -40.50       | 13.96       | -13.0          | -27.50          | 61.00     | Vertical | Vertical | Pass    |
| 9746.201        | -39.32       | 18.45       | -13.0          | -26.32          | 171.00    | Vertical | Vertical | Pass    |



RSE-V&H LTE Band 5 BW10 CH20525



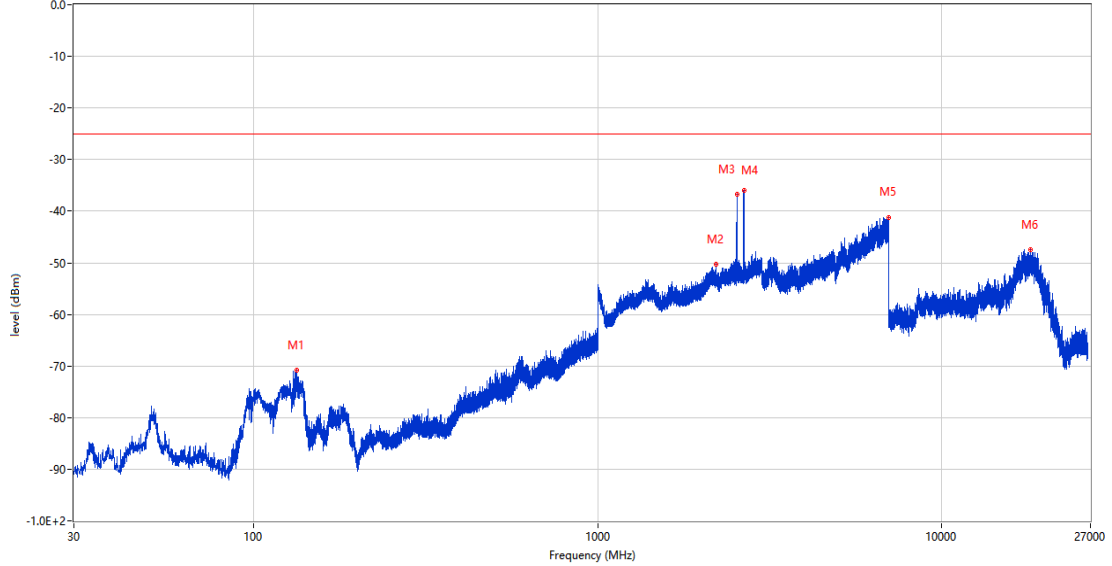
| Frequency (MHz) | Result (dBm) | Factor (dB) | PK Limit (dBm) | Over Limit (dB) | Table (o) | ANT      | EUT        | Verdict |
|-----------------|--------------|-------------|----------------|-----------------|-----------|----------|------------|---------|
| 48.672          | -72.17       | -15.82      | -13.0          | -59.17          | 363.00    | Vertical | Horizontal | Pass    |
| 832.093         | -47.55       | 2.12        | -13.0          | -34.55          | 235.00    | Vertical | Horizontal | N/A     |
| 882.242         | -36.21       | 2.78        | -13.0          | -23.21          | 38.00     | Vertical | Horizontal | N/A     |
| 2148.100        | -52.80       | -0.50       | -13.0          | -39.80          | 234.00    | Vertical | Horizontal | Pass    |
| 6771.200        | -40.96       | 12.65       | -13.0          | -27.96          | 136.00    | Vertical | Horizontal | Pass    |
| 9680.050        | -39.18       | 19.07       | -13.0          | -26.18          | 360.00    | Vertical | Horizontal | Pass    |

## 16 LTE Band 7

### 16.1 LTE Band 7 BW5, Middle Channel

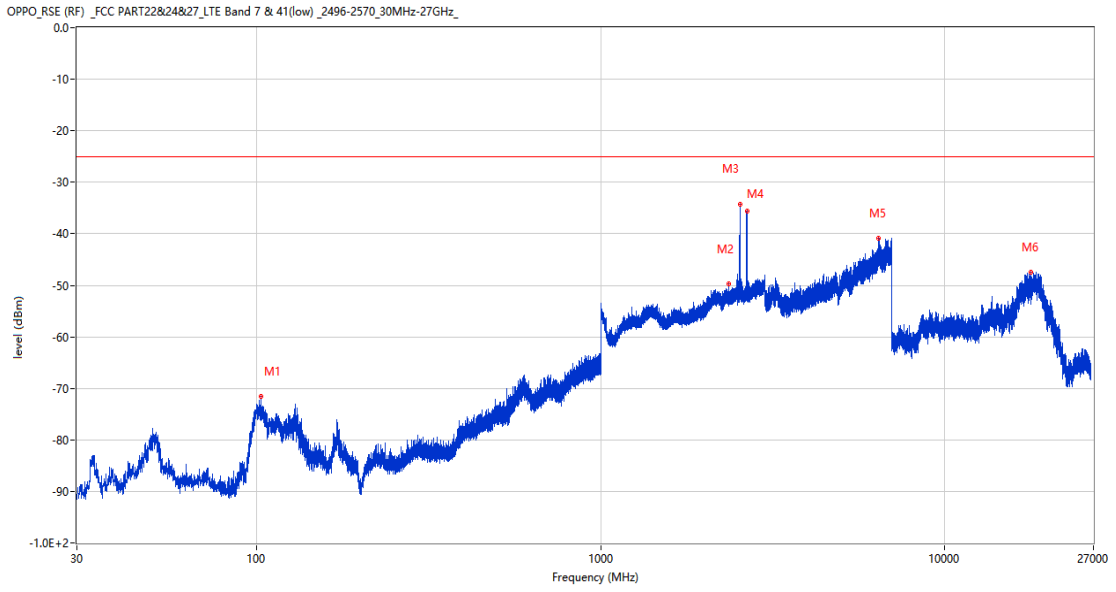
RSE-H&H LTE Band 7 BW5 CH21100

OPPO\_RSE (RF) \_FCC PART22&24&27\_LTE Band 7 & 41(low) \_2496-2570\_30MHz-27GHz\_



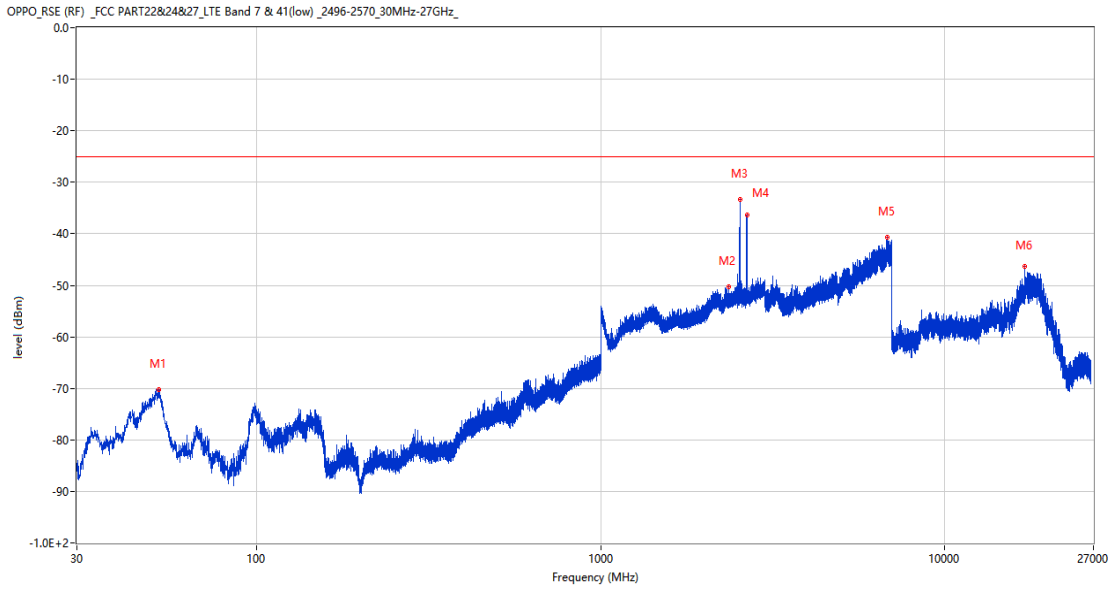
| Frequency (MHz) | Result (dBm) | Factor (dB) | PK Limit (dBm) | Over Limit (dB) | Table (o) | ANT        | EUT        | Verdict |
|-----------------|--------------|-------------|----------------|-----------------|-----------|------------|------------|---------|
| 133.111         | -70.87       | -16.75      | -25.0          | -45.87          | 173.00    | Horizontal | Horizontal | Pass    |
| 2205.800        | -50.28       | 1.64        | -25.0          | -25.28          | 314.00    | Horizontal | Horizontal | Pass    |
| 2533.100        | -36.78       | 3.56        | -25.0          | -11.78          | 108.00    | Horizontal | Horizontal | N/A     |
| 2656.800        | -35.97       | 2.54        | -25.0          | -10.97          | 238.00    | Horizontal | Horizontal | N/A     |
| 7000.000        | -41.22       | 13.90       | -25.0          | -16.22          | 47.00     | Horizontal | Horizontal | Pass    |
| 18113.475       | -47.55       | 10.48       | -25.0          | -22.55          | 5.00      | Horizontal | Horizontal | Pass    |

RSE-H&V LTE Band 7 BW5 CH21100



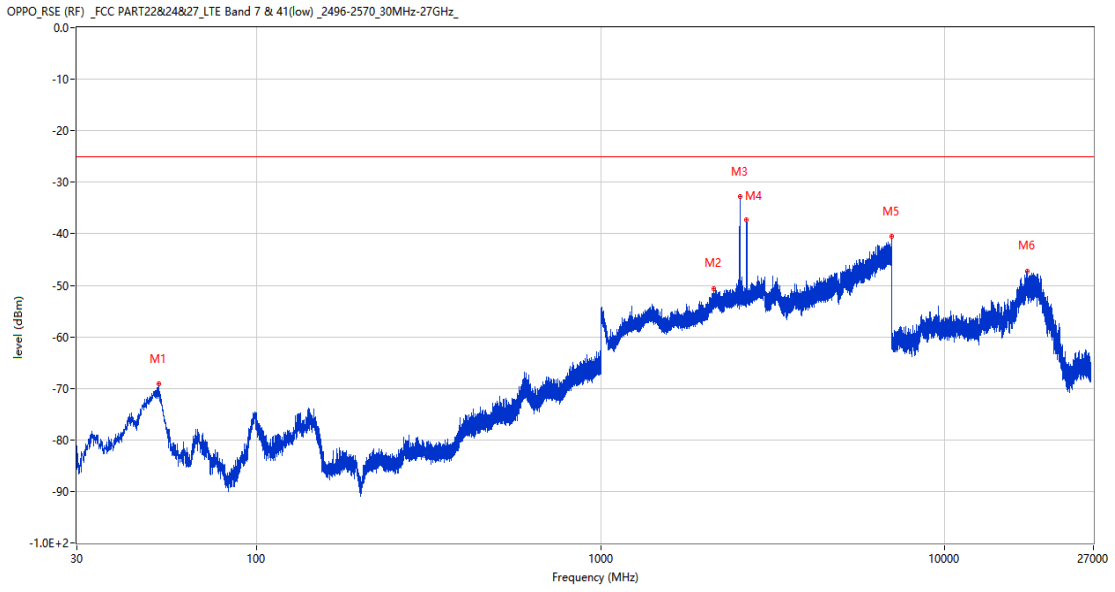
| Frequency (MHz) | Result (dBm) | Factor (dB) | PK Limit (dBm) | Over Limit (dB) | Table (o) | ANT        | EUT      | Verdict |
|-----------------|--------------|-------------|----------------|-----------------|-----------|------------|----------|---------|
| 102.653         | -71.54       | -20.90      | -25.0          | -46.54          | 360.00    | Horizontal | Vertical | Pass    |
| 2356.600        | -49.71       | 1.66        | -25.0          | -24.71          | 187.00    | Horizontal | Vertical | Pass    |
| 2533.000        | -34.24       | 3.56        | -25.0          | -9.24           | 307.00    | Horizontal | Vertical | N/A     |
| 2654.700        | -35.61       | 2.53        | -25.0          | -10.61          | 72.00     | Horizontal | Vertical | N/A     |
| 6402.800        | -40.92       | 11.66       | -25.0          | -15.92          | 363.00    | Horizontal | Vertical | Pass    |
| 17793.151       | -47.53       | 9.58        | -25.0          | -22.53          | 333.00    | Horizontal | Vertical | Pass    |

RSE-V&V LTE Band 7 BW5 CH21100



| Frequency (MHz) | Result (dBm) | Factor (dB) | PK Limit (dBm) | Over Limit (dB) | Table (o) | ANT      | EUT      | Verdict |
|-----------------|--------------|-------------|----------------|-----------------|-----------|----------|----------|---------|
| 51.776          | -70.18       | -14.75      | -25.0          | -45.18          | 237.00    | Vertical | Vertical | Pass    |
| 2347.300        | -50.29       | 1.16        | -25.0          | -25.29          | 14.00     | Vertical | Vertical | Pass    |
| 2533.100        | -33.31       | 3.56        | -25.0          | -8.31           | 228.00    | Vertical | Vertical | N/A     |
| 2654.700        | -36.35       | 2.53        | -25.0          | -11.35          | 120.00    | Vertical | Vertical | N/A     |
| 6797.200        | -40.74       | 13.08       | -25.0          | -15.74          | 360.00    | Vertical | Vertical | Pass    |
| 17056.312       | -46.36       | 9.93        | -25.0          | -21.36          | 122.00    | Vertical | Vertical | Pass    |

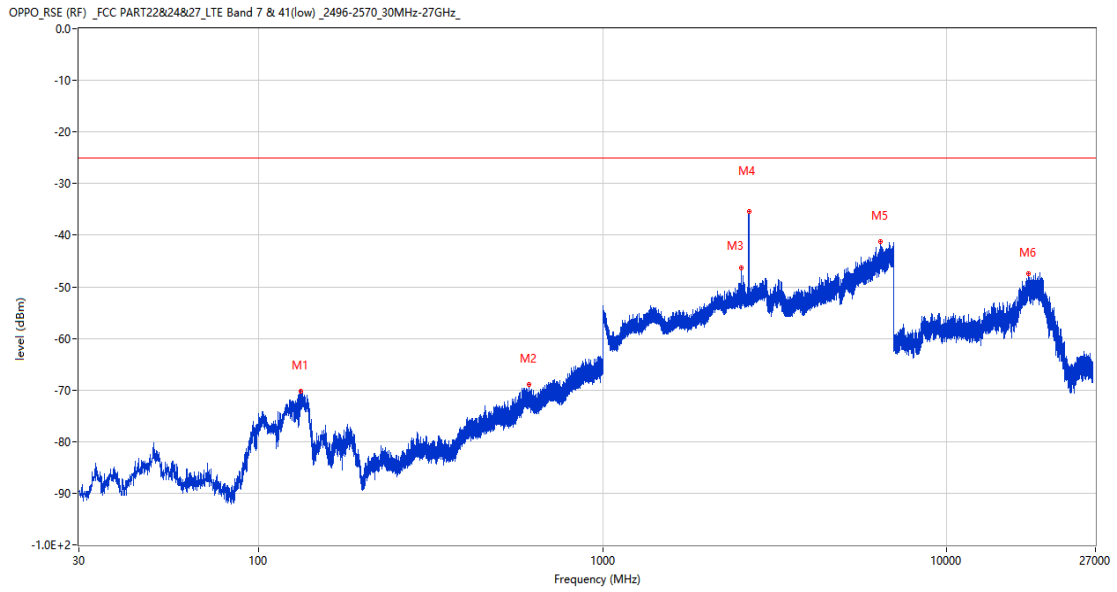
RSE-V&H LTE Band 7 BW5 CH21100



| Frequency (MHz) | Result (dBm) | Factor (dB) | PK Limit (dBm) | Over Limit (dB) | Table (o) | ANT      | EUT        | Verdict |
|-----------------|--------------|-------------|----------------|-----------------|-----------|----------|------------|---------|
| 51.825          | -69.03       | -14.74      | -25.0          | -44.03          | 282.00    | Vertical | Horizontal | Pass    |
| 2124.800        | -50.74       | 1.10        | -25.0          | -25.74          | 0.00      | Vertical | Horizontal | Pass    |
| 2533.100        | -32.84       | 3.56        | -25.0          | -7.84           | 310.00    | Vertical | Horizontal | N/A     |
| 2653.800        | -37.24       | 2.56        | -25.0          | -12.24          | 126.00    | Vertical | Horizontal | N/A     |
| 6994.200        | -40.56       | 13.88       | -25.0          | -15.56          | 360.00    | Vertical | Horizontal | Pass    |
| 17366.850       | -47.18       | 10.45       | -25.0          | -22.18          | 353.00    | Vertical | Horizontal | Pass    |

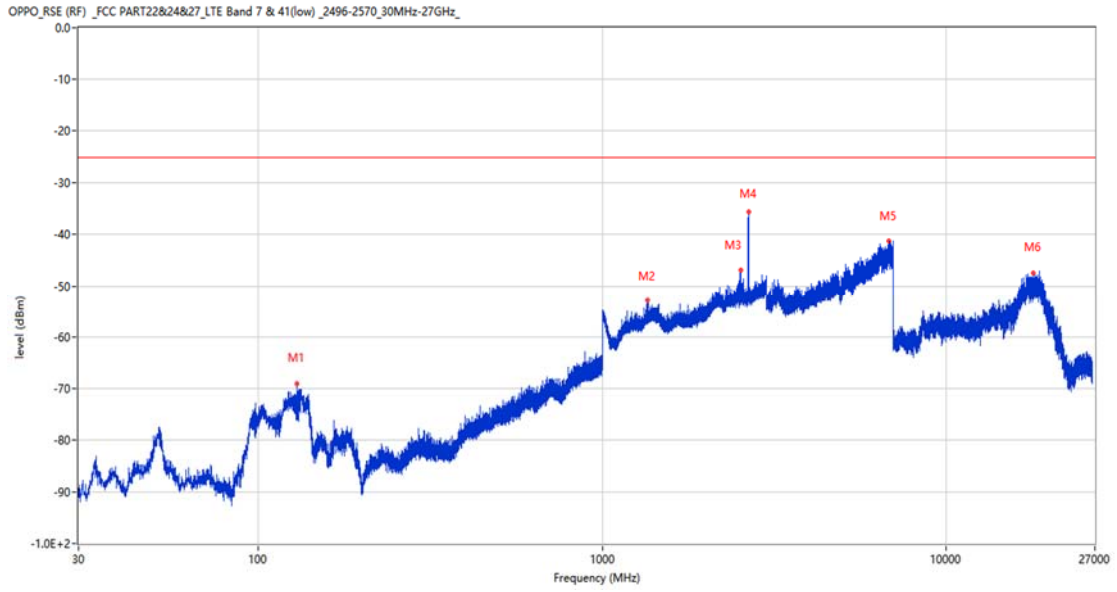
## 16.2 LTE Band 7 BW10, Middle Channel

RSE-H&H LTE Band 7 BW10 CH21100



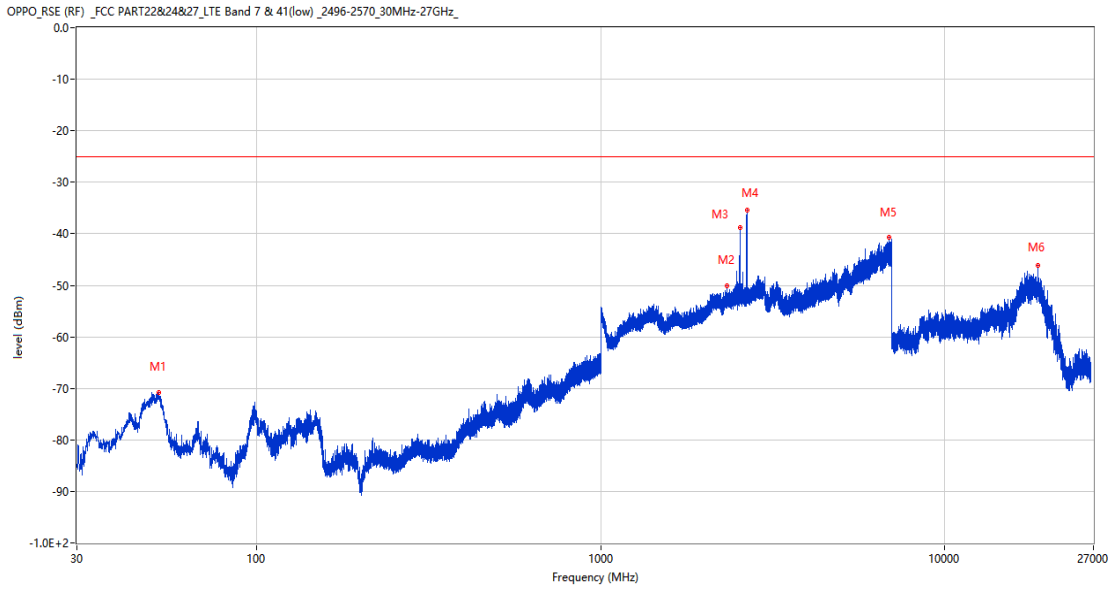
| Frequency (MHz) | Result (dBm) | Factor (dB) | PK Limit (dBm) | Over Limit (dB) | Table (o) | ANT        | EUT        | Verdict |
|-----------------|--------------|-------------|----------------|-----------------|-----------|------------|------------|---------|
| 132.674         | -70.20       | -16.85      | -25.0          | -45.20          | 159.00    | Horizontal | Horizontal | Pass    |
| 609.575         | -69.01       | -2.35       | -25.0          | -44.01          | 3.00      | Horizontal | Horizontal | Pass    |
| 2530.800        | -46.26       | 3.54        | -25.0          | -21.26          | 113.00    | Horizontal | Horizontal | N/A     |
| 2657.200        | -35.36       | 2.53        | -25.0          | -10.36          | 257.00    | Horizontal | Horizontal | N/A     |
| 6415.200        | -41.31       | 11.63       | -25.0          | -16.31          | 188.00    | Horizontal | Horizontal | Pass    |
| 17298.600       | -47.37       | 10.69       | -25.0          | -22.37          | 64.00     | Horizontal | Horizontal | Pass    |

RSE-H&V LTE Band 7 BW10 CH21100



| Frequency (MHz) | Result (dBm) | Factor (dB) | PK Limit (dBm) | Over Limit (dB) | Table (o) | ANT        | EUT      | Verdict |
|-----------------|--------------|-------------|----------------|-----------------|-----------|------------|----------|---------|
| 129.619         | -69.20       | -17.65      | -25.0          | -44.20          | 155.00    | Horizontal | Vertical | Pass    |
| 1354.600        | -52.95       | -2.19       | -25.0          | -27.95          | 27.00     | Horizontal | Vertical | Pass    |
| 2530.700        | -47.81       | 3.54        | -25.0          | -22.81          | 321.00    | Horizontal | Vertical | N/A     |
| 2656.100        | -35.67       | 2.54        | -25.0          | -10.67          | 262.00    | Horizontal | Vertical | N/A     |
| 6788.400        | -41.28       | 12.84       | -25.0          | -16.28          | 155.00    | Horizontal | Vertical | Pass    |
| 17872.163       | -47.43       | 10.02       | -25.0          | -22.43          | 323.00    | Horizontal | Vertical | Pass    |

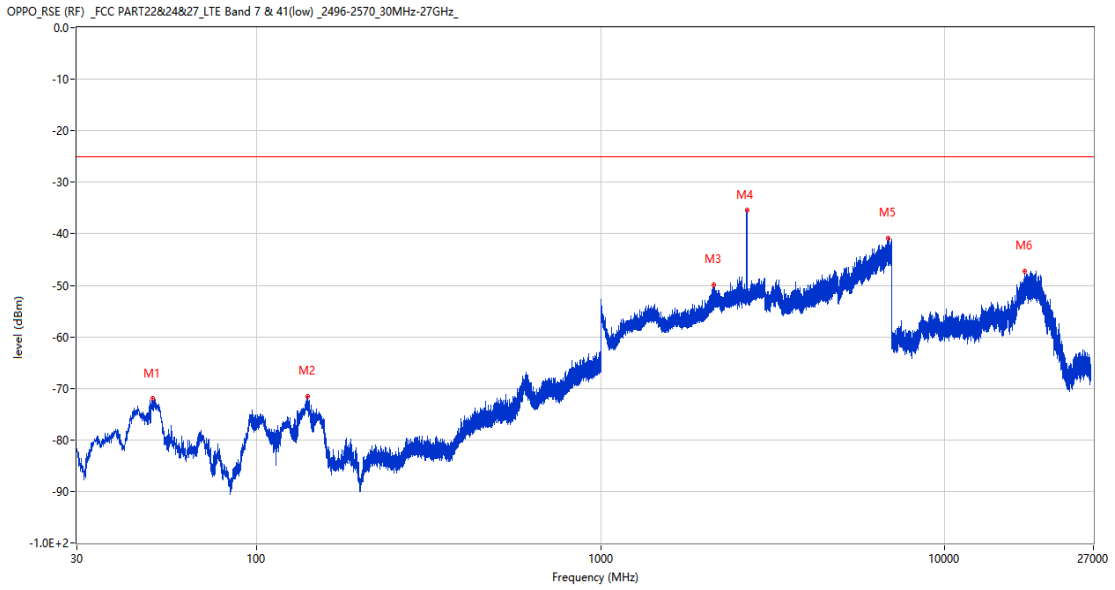
RSE-V&V LTE Band 7 BW10 CH21100



| Frequency (MHz) | Result (dBm) | Factor (dB) | PK Limit (dBm) | Over Limit (dB) | Table (o) | ANT      | EUT      | Verdict |
|-----------------|--------------|-------------|----------------|-----------------|-----------|----------|----------|---------|
| 52.019          | -70.77       | -14.73      | -25.0          | -45.77          | 238.00    | Vertical | Vertical | Pass    |
| 2319.100        | -50.18       | 1.46        | -25.0          | -25.18          | 336.00    | Vertical | Vertical | Pass    |
| 2539.200        | -38.85       | 3.63        | -25.0          | -13.85          | 228.00    | Vertical | Vertical | N/A     |
| 2656.100        | -35.44       | 2.54        | -25.0          | -10.44          | 94.00     | Vertical | Vertical | N/A     |
| 6895.400        | -40.61       | 12.14       | -25.0          | -15.61          | 24.00     | Vertical | Vertical | Pass    |
| 18609.025       | -46.18       | 9.49        | -25.0          | -21.18          | 227.00    | Vertical | Vertical | Pass    |



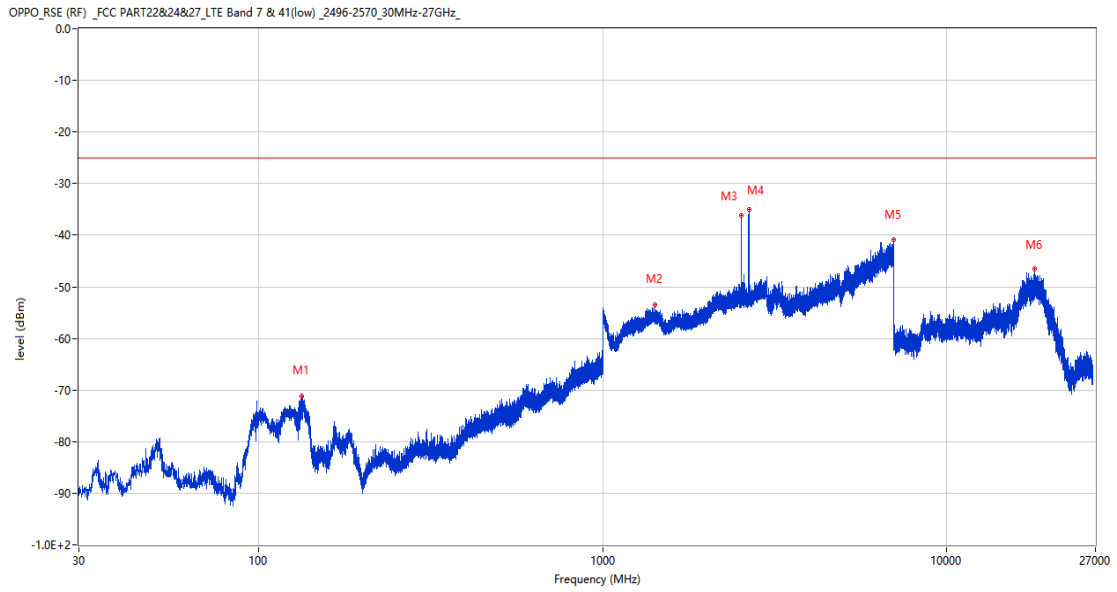
RSE-V&H LTE Band 7 BW10 CH21100



| Frequency (MHz) | Result (dBm) | Factor (dB) | PK Limit (dBm) | Over Limit (dB) | Table (o) | ANT      | EUT        | Verdict |
|-----------------|--------------|-------------|----------------|-----------------|-----------|----------|------------|---------|
| 49.934          | -71.88       | -15.00      | -25.0          | -46.88          | 219.00    | Vertical | Horizontal | Pass    |
| 140.434         | -71.59       | -15.63      | -25.0          | -46.59          | 302.00    | Vertical | Horizontal | Pass    |
| 2125.700        | -49.91       | 1.16        | -25.0          | -24.91          | 360.00    | Vertical | Horizontal | Pass    |
| 2655.500        | -35.43       | 2.54        | -25.0          | -10.43          | 114.00    | Vertical | Horizontal | N/A     |
| 6818.000        | -40.80       | 13.10       | -25.0          | -15.80          | 221.00    | Vertical | Horizontal | Pass    |
| 17038.725       | -47.34       | 9.56        | -25.0          | -22.34          | 16.00     | Vertical | Horizontal | Pass    |

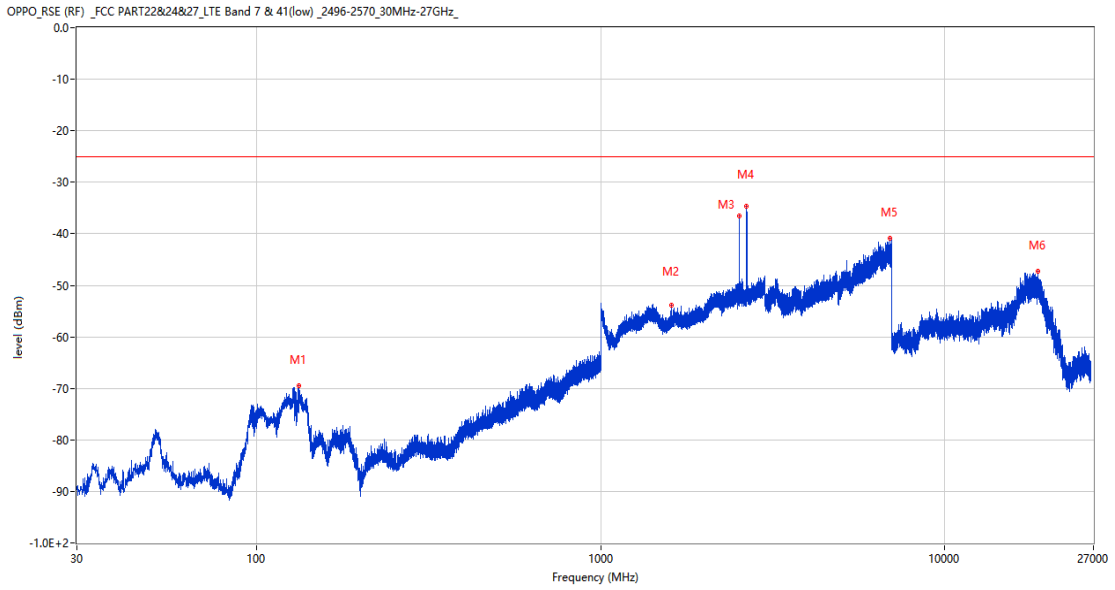
### 16.3 LTE Band 7 BW15, Middle Channel

RSE-H&H LTE Band 7 BW15 CH21100



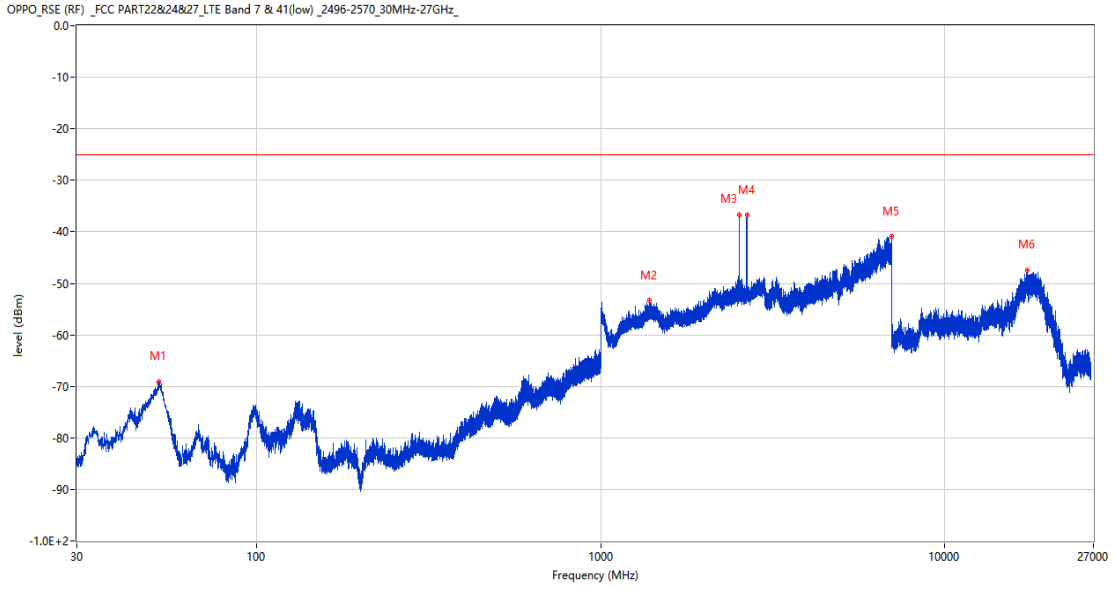
| Frequency (MHz) | Result (dBm) | Factor (dB) | PK Limit (dBm) | Over Limit (dB) | Table (o) | ANT        | EUT        | Verdict |
|-----------------|--------------|-------------|----------------|-----------------|-----------|------------|------------|---------|
| 133.499         | -71.14       | -16.66      | -25.0          | -46.14          | 149.00    | Horizontal | Horizontal | Pass    |
| 1417.600        | -53.49       | -1.83       | -25.0          | -28.49          | 209.00    | Horizontal | Horizontal | Pass    |
| 2528.400        | -36.24       | 3.52        | -25.0          | -11.24          | 149.00    | Horizontal | Horizontal | N/A     |
| 2660.900        | -34.98       | 2.48        | -25.0          | -9.98           | 299.00    | Horizontal | Horizontal | N/A     |
| 6995.400        | -40.85       | 13.80       | -25.0          | -15.85          | 359.00    | Horizontal | Horizontal | Pass    |
| 17946.974       | -46.60       | 9.66        | -25.0          | -21.60          | 23.00     | Horizontal | Horizontal | Pass    |

RSE-H&V LTE Band 7 BW15 CH21100



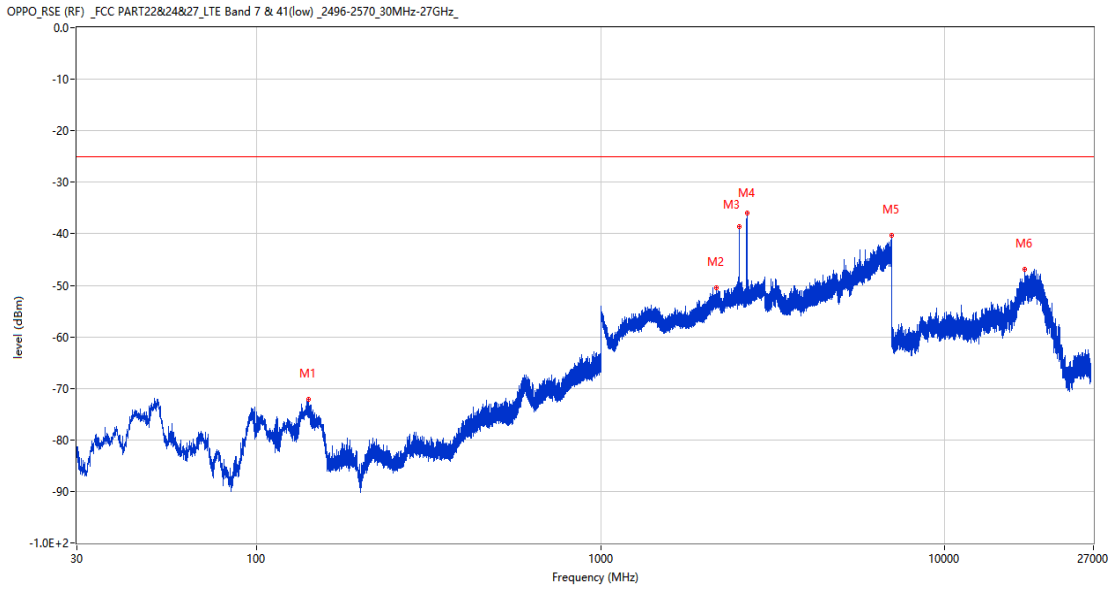
| Frequency (MHz) | Result (dBm) | Factor (dB) | PK Limit (dBm) | Over Limit (dB) | Table (o) | ANT        | EUT      | Verdict |
|-----------------|--------------|-------------|----------------|-----------------|-----------|------------|----------|---------|
| 132.335         | -69.52       | -16.92      | -25.0          | -44.52          | 149.00    | Horizontal | Vertical | Pass    |
| 1599.600        | -53.80       | -3.24       | -25.0          | -28.80          | 360.00    | Horizontal | Vertical | Pass    |
| 2528.600        | -36.49       | 3.52        | -25.0          | -11.49          | 331.00    | Horizontal | Vertical | N/A     |
| 2652.600        | -34.71       | 2.61        | -25.0          | -9.71           | 271.00    | Horizontal | Vertical | N/A     |
| 6900.400        | -40.85       | 12.20       | -25.0          | -15.85          | 360.00    | Horizontal | Vertical | Pass    |
| 18613.275       | -47.32       | 9.49        | -25.0          | -22.32          | 360.00    | Horizontal | Vertical | Pass    |

RSE-V&V LTE Band 7 BW15 CH21100



| Frequency (MHz) | Result (dBm) | Factor (dB) | PK Limit (dBm) | Over Limit (dB) | Table (o) | ANT      | EUT      | Verdict |
|-----------------|--------------|-------------|----------------|-----------------|-----------|----------|----------|---------|
| 52.019          | -69.10       | -14.73      | -25.0          | -44.10          | 234.00    | Vertical | Vertical | Pass    |
| 1380.600        | -53.37       | -1.92       | -25.0          | -28.37          | 216.00    | Vertical | Vertical | Pass    |
| 2528.400        | -36.77       | 3.52        | -25.0          | -11.77          | 62.00     | Vertical | Vertical | N/A     |
| 2655.800        | -36.70       | 2.54        | -25.0          | -11.70          | 155.00    | Vertical | Vertical | N/A     |
| 6998.600        | -40.86       | 13.94       | -25.0          | -15.86          | 174.00    | Vertical | Vertical | Pass    |
| 17343.224       | -47.44       | 10.56       | -25.0          | -22.44          | 170.00    | Vertical | Vertical | Pass    |

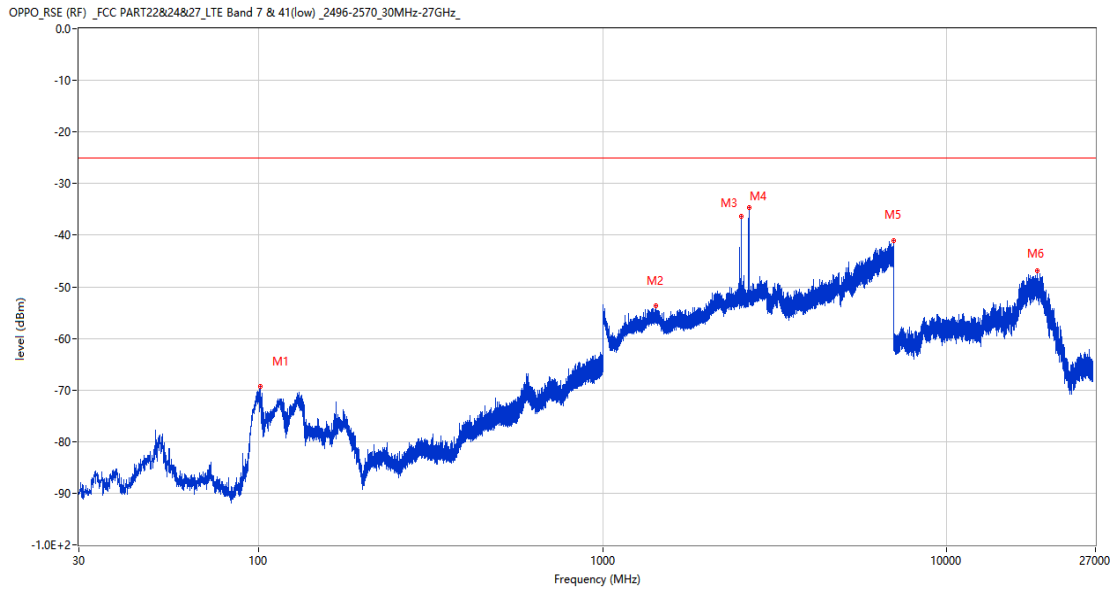
RSE-V&H LTE Band 7 BW15 CH21100



| Frequency (MHz) | Result (dBm) | Factor (dB) | PK Limit (dBm) | Over Limit (dB) | Table (o) | ANT      | EUT        | Verdict |
|-----------------|--------------|-------------|----------------|-----------------|-----------|----------|------------|---------|
| 141.113         | -72.07       | -15.59      | -25.0          | -47.07          | 298.00    | Vertical | Horizontal | Pass    |
| 2168.200        | -50.38       | 0.85        | -25.0          | -25.38          | 122.00    | Vertical | Horizontal | Pass    |
| 2528.700        | -38.54       | 3.52        | -25.0          | -13.54          | 336.00    | Vertical | Horizontal | N/A     |
| 2660.100        | -36.06       | 2.49        | -25.0          | -11.06          | 154.00    | Vertical | Horizontal | N/A     |
| 6991.400        | -40.30       | 13.92       | -25.0          | -15.30          | 54.00     | Vertical | Horizontal | Pass    |
| 17065.500       | -46.82       | 9.97        | -25.0          | -21.82          | 151.00    | Vertical | Horizontal | Pass    |

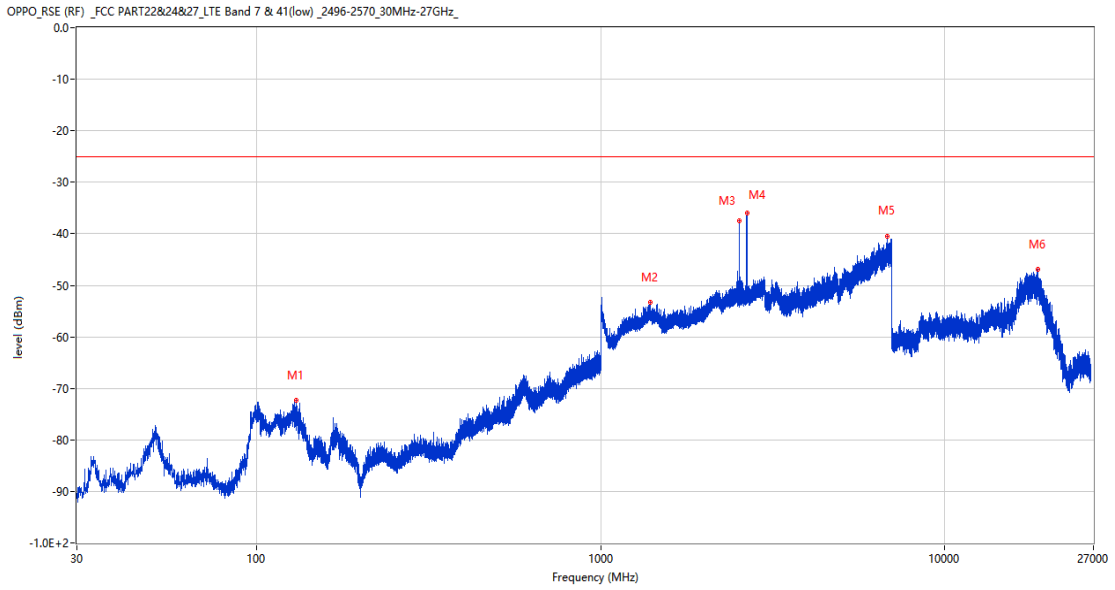
## 16.4 LTE Band 7 BW20, Middle Channel

RSE-H&H LTE Band 7 BW20 CH21100



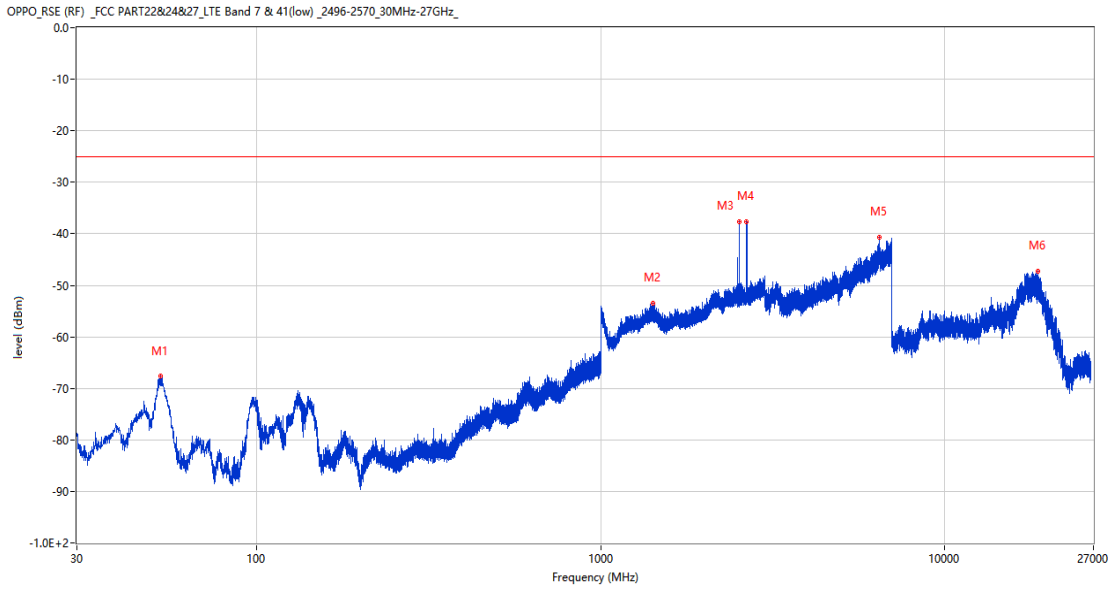
| Frequency (MHz) | Result (dBm) | Factor (dB) | PK Limit (dBm) | Over Limit (dB) | Table (o) | ANT        | EUT        | Verdict |
|-----------------|--------------|-------------|----------------|-----------------|-----------|------------|------------|---------|
| 101.149         | -69.34       | -20.82      | -25.0          | -44.34          | 326.00    | Horizontal | Horizontal | Pass    |
| 1423.800        | -53.70       | -1.79       | -25.0          | -28.70          | 322.00    | Horizontal | Horizontal | Pass    |
| 2526.300        | -36.39       | 3.49        | -25.0          | -11.39          | 258.00    | Horizontal | Horizontal | N/A     |
| 2663.400        | -34.73       | 2.52        | -25.0          | -9.73           | 258.00    | Horizontal | Horizontal | N/A     |
| 6998.000        | -40.98       | 13.96       | -25.0          | -15.98          | 0.00      | Horizontal | Horizontal | Pass    |
| 18342.552       | -46.84       | 10.02       | -25.0          | -21.84          | 327.00    | Horizontal | Horizontal | Pass    |

RSE-H&V LTE Band 7 BW20 CH21100



| Frequency (MHz) | Result (dBm) | Factor (dB) | PK Limit (dBm) | Over Limit (dB) | Table (o) | ANT        | EUT      | Verdict |
|-----------------|--------------|-------------|----------------|-----------------|-----------|------------|----------|---------|
| 129.813         | -72.29       | -17.63      | -25.0          | -47.29          | 162.00    | Horizontal | Vertical | Pass    |
| 1394.000        | -53.37       | -1.70       | -25.0          | -28.37          | 360.00    | Horizontal | Vertical | Pass    |
| 2526.300        | -37.42       | 3.49        | -25.0          | -12.42          | 295.00    | Horizontal | Vertical | N/A     |
| 2655.800        | -35.97       | 2.54        | -25.0          | -10.97          | 100.00    | Horizontal | Vertical | N/A     |
| 6802.600        | -40.48       | 13.12       | -25.0          | -15.48          | 64.00     | Horizontal | Vertical | Pass    |
| 18581.400       | -46.82       | 9.55        | -25.0          | -21.82          | 331.00    | Horizontal | Vertical | Pass    |

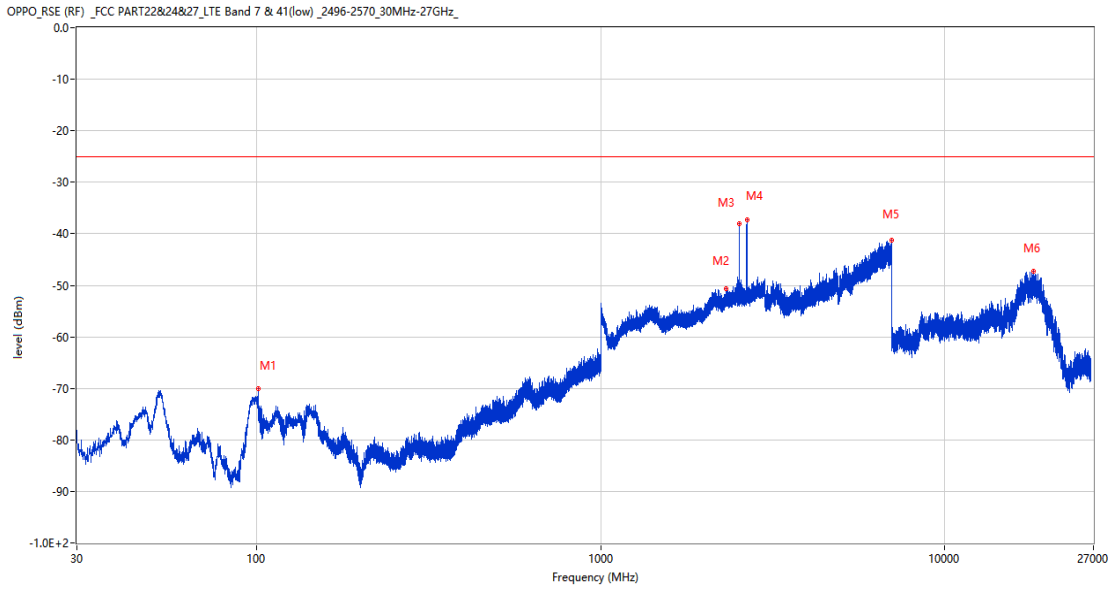
RSE-V&V LTE Band 7 BW20 CH21100



| Frequency (MHz) | Result (dBm) | Factor (dB) | PK Limit (dBm) | Over Limit (dB) | Table (o) | ANT      | EUT      | Verdict |
|-----------------|--------------|-------------|----------------|-----------------|-----------|----------|----------|---------|
| 52.407          | -67.69       | -14.71      | -25.0          | -42.69          | 205.00    | Vertical | Vertical | Pass    |
| 1416.300        | -53.44       | -1.82       | -25.0          | -28.44          | 360.00    | Vertical | Vertical | Pass    |
| 2526.300        | -37.70       | 3.49        | -25.0          | -12.70          | 157.00    | Vertical | Vertical | N/A     |
| 2652.200        | -37.62       | 2.63        | -25.0          | -12.62          | 157.00    | Vertical | Vertical | N/A     |
| 6428.000        | -40.76       | 11.69       | -25.0          | -15.76          | 359.00    | Vertical | Vertical | Pass    |
| 18616.676       | -47.30       | 9.48        | -25.0          | -22.30          | 285.00    | Vertical | Vertical | Pass    |



RSE-V&H LTE Band 7 BW20 CH21100

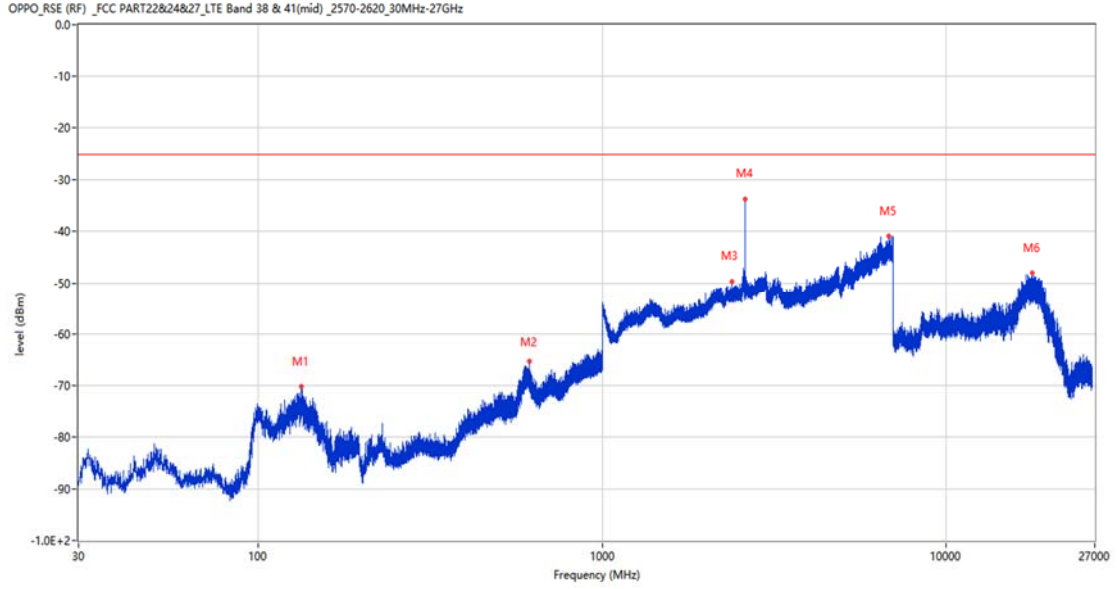


| Frequency (MHz) | Result (dBm) | Factor (dB) | PK Limit (dBm) | Over Limit (dB) | Table (o) | ANT      | EUT        | Verdict |
|-----------------|--------------|-------------|----------------|-----------------|-----------|----------|------------|---------|
| 100.810         | -70.09       | -20.81      | -25.0          | -45.09          | 197.00    | Vertical | Horizontal | Pass    |
| 2310.100        | -50.63       | 1.35        | -25.0          | -25.63          | 360.00    | Vertical | Horizontal | Pass    |
| 2526.300        | -38.03       | 3.49        | -25.0          | -13.03          | 320.00    | Vertical | Horizontal | N/A     |
| 2663.100        | -37.34       | 2.51        | -25.0          | -12.34          | 129.00    | Vertical | Horizontal | N/A     |
| 6992.400        | -41.18       | 13.92       | -25.0          | -16.18          | 261.00    | Vertical | Horizontal | Pass    |
| 18062.901       | -47.21       | 10.58       | -25.0          | -22.21          | 62.00     | Vertical | Horizontal | Pass    |

17 LTE Band 38

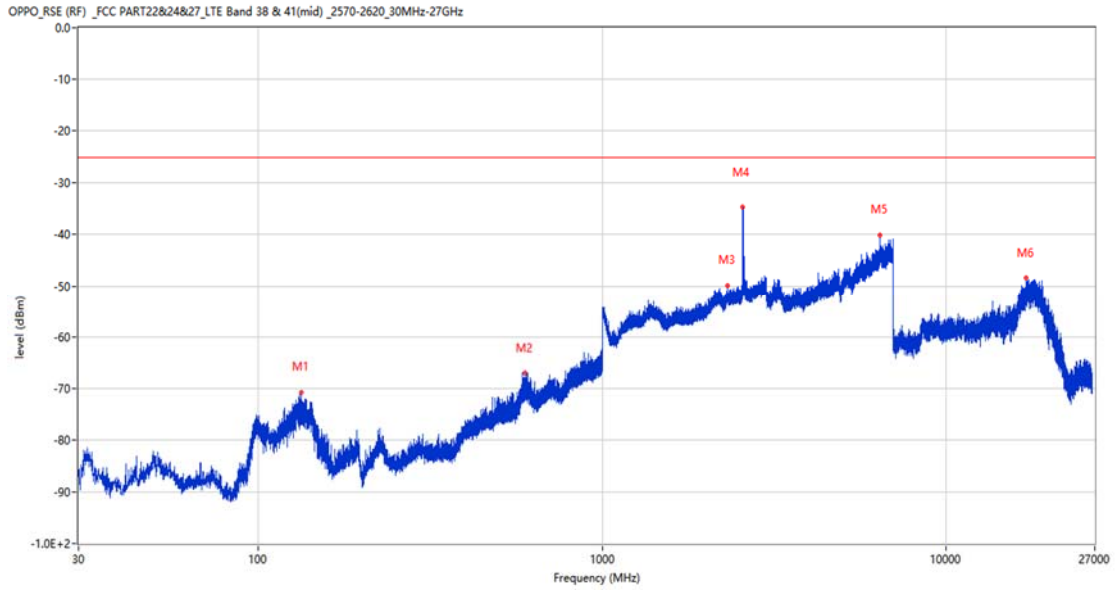
17.1 LTE Band 38 BW5, Middle Channel

RSE-H&H LTE Band 38 BW5 CH38000



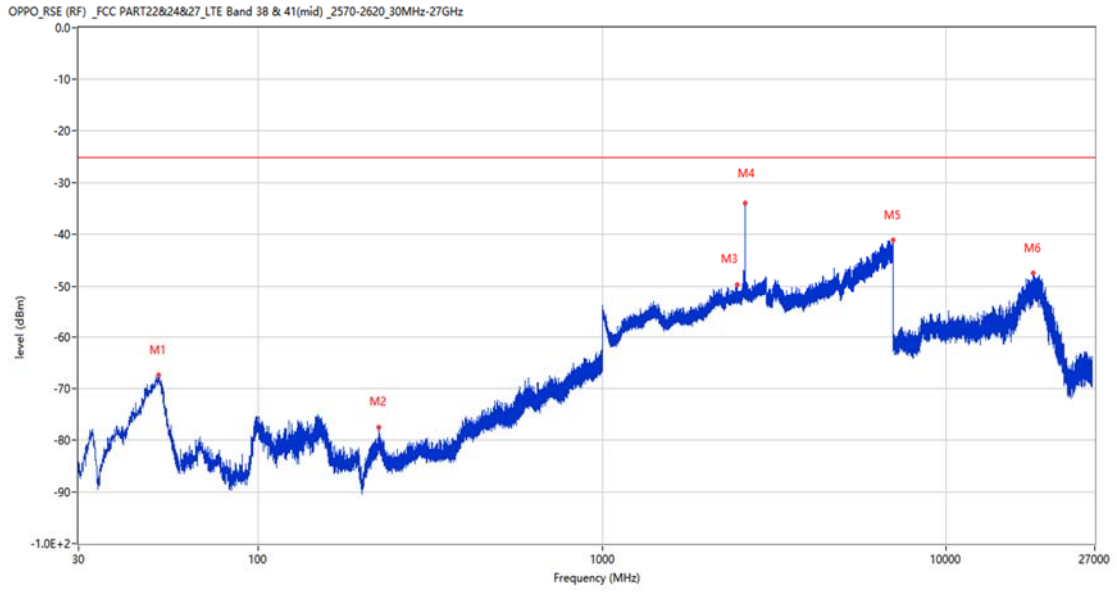
| Frequency (MHz) | Result (dBm) | Factor (dB) | PK Limit (dBm) | Over Limit (dB) | Table (o) | ANT        | EUT        | Verdict |
|-----------------|--------------|-------------|----------------|-----------------|-----------|------------|------------|---------|
| 101.489         | -68.38       | -20.87      | -25.0          | -43.38          | 321.00    | Horizontal | Horizontal | Pass    |
| 599.633         | -66.73       | -2.57       | -25.0          | -41.73          | 321.00    | Horizontal | Horizontal | Pass    |
| 2380.000        | -49.77       | 1.81        | -25.0          | -24.77          | 304.00    | Horizontal | Horizontal | Pass    |
| 2593.200        | -42.31       | 4.77        | -25.0          | -17.31          | 170.00    | Horizontal | Horizontal | N/A     |
| 7000.000        | -40.62       | 13.90       | -25.0          | -15.62          | 80.00     | Horizontal | Horizontal | Pass    |
| 17860.088       | -47.29       | 10.43       | -25.0          | -22.29          | 256.00    | Horizontal | Horizontal | Pass    |

RSE-H&V LTE Band 38 BW5 CH38000



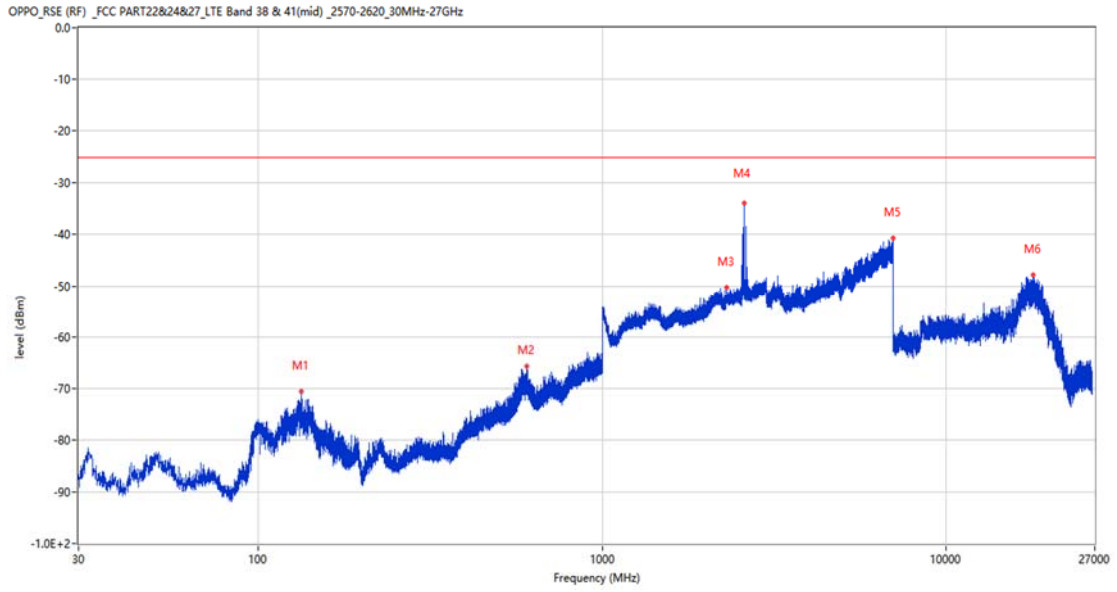
| Frequency (MHz) | Result (dBm) | Factor (dB) | PK Limit (dBm) | Over Limit (dB) | Table (o) | ANT        | EUT      | Verdict |
|-----------------|--------------|-------------|----------------|-----------------|-----------|------------|----------|---------|
| 100.567         | -68.96       | -20.80      | -25.0          | -43.96          | 339.00    | Horizontal | Vertical | Pass    |
| 609.914         | -67.49       | -2.34       | -25.0          | -42.49          | 339.00    | Horizontal | Vertical | Pass    |
| 2378.000        | -49.67       | 1.81        | -25.0          | -24.67          | 304.00    | Horizontal | Vertical | Pass    |
| 2592.800        | -44.49       | 4.79        | -25.0          | -19.49          | 307.00    | Horizontal | Vertical | N/A     |
| 6997.000        | -40.89       | 13.91       | -25.0          | -15.89          | 226.00    | Horizontal | Vertical | Pass    |
| 18093.500       | -47.52       | 10.51       | -25.0          | -22.52          | 1.00      | Horizontal | Vertical | Pass    |

RSE-V&V LTE Band 38 BW5 CH38000



| Frequency (MHz) | Result (dBm) | Factor (dB) | PK Limit (dBm) | Over Limit (dB) | Table (o) | ANT      | EUT      | Verdict |
|-----------------|--------------|-------------|----------------|-----------------|-----------|----------|----------|---------|
| 52.310          | -68.01       | -14.74      | -25.0          | -43.01          | 218.00    | Vertical | Vertical | Pass    |
| 139.901         | -72.43       | -15.64      | -25.0          | -47.43          | 287.00    | Vertical | Vertical | Pass    |
| 2309.500        | -49.60       | 1.61        | -25.0          | -24.60          | 39.00     | Vertical | Vertical | Pass    |
| 2593.300        | -45.02       | 4.77        | -25.0          | -20.02          | 347.00    | Vertical | Vertical | N/A     |
| 6996.000        | -40.75       | 13.83       | -25.0          | -15.75          | 136.00    | Vertical | Vertical | Pass    |
| 18275.824       | -47.23       | 10.15       | -25.0          | -22.23          | 360.00    | Vertical | Vertical | Pass    |

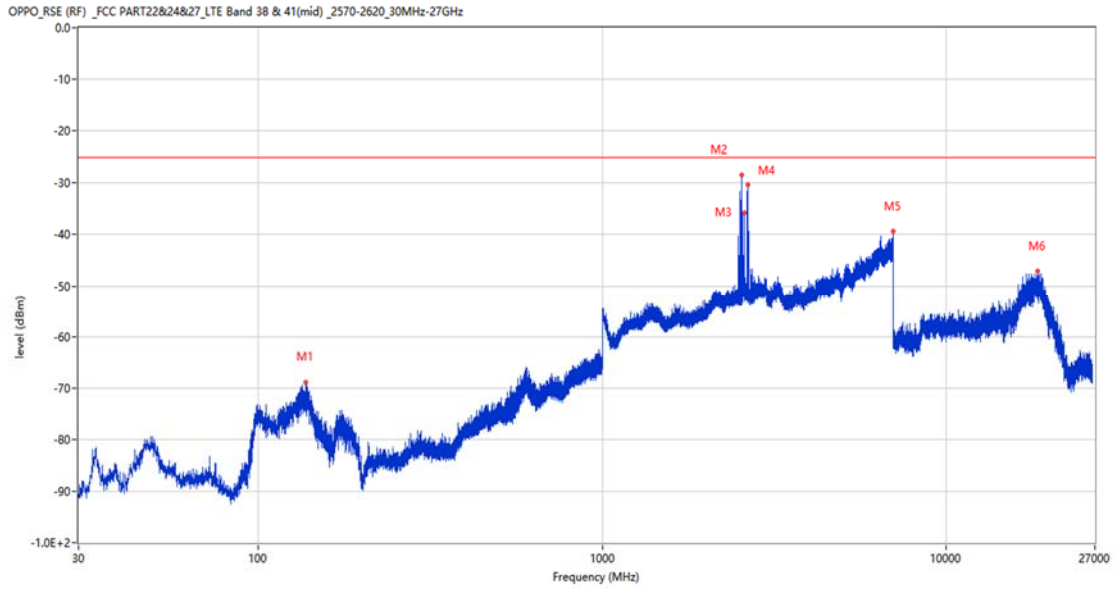
RSE-V&H LTE Band 38 BW5 CH38000



| Frequency (MHz) | Result (dBm) | Factor (dB) | PK Limit (dBm) | Over Limit (dB) | Table (o) | ANT      | EUT        | Verdict |
|-----------------|--------------|-------------|----------------|-----------------|-----------|----------|------------|---------|
| 133.305         | -70.44       | -20.83      | -25.0          | -45.44          | 220.00    | Vertical | Horizontal | Pass    |
| 606.374         | -67.95       | -2.48       | -25.0          | -42.95          | 220.00    | Vertical | Horizontal | Pass    |
| 1441.800        | -53.53       | -2.11       | -25.0          | -28.53          | 138.00    | Vertical | Horizontal | Pass    |
| 2593.000        | -44.86       | 4.78        | -25.0          | -19.86          | 275.00    | Vertical | Horizontal | N/A     |
| 6814.000        | -40.10       | 13.13       | -25.0          | -15.10          | 296.00    | Vertical | Horizontal | Pass    |
| 17340.338       | -47.57       | 10.53       | -25.0          | -22.57          | 11.00     | Vertical | Horizontal | Pass    |

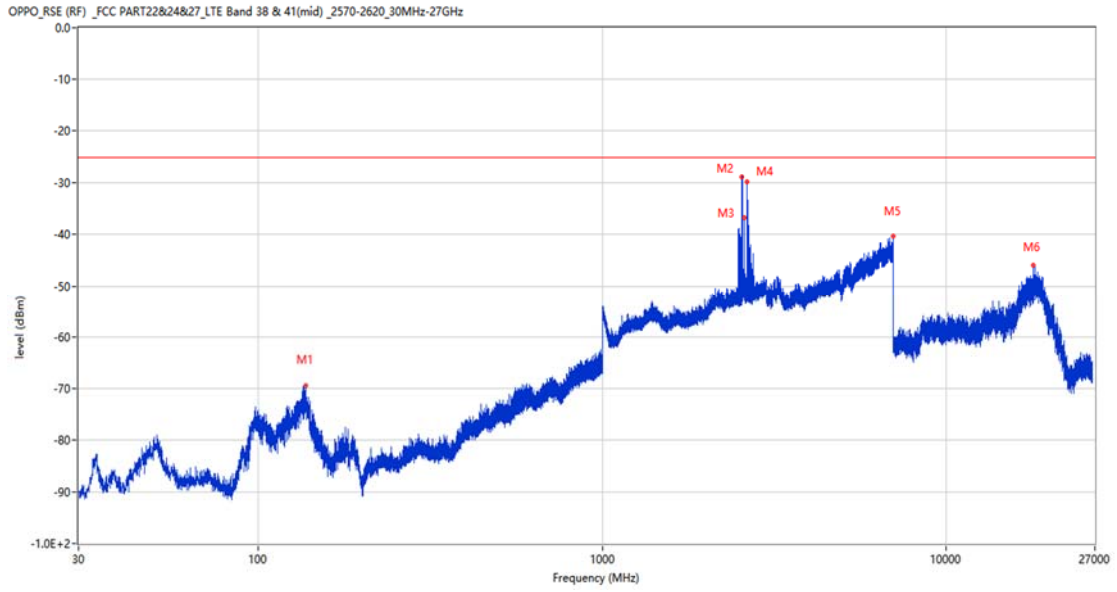
## 17.2 LTE Band 38 BW10, Middle Channel

RSE-H&H LTE Band 38 BW10 CH38000



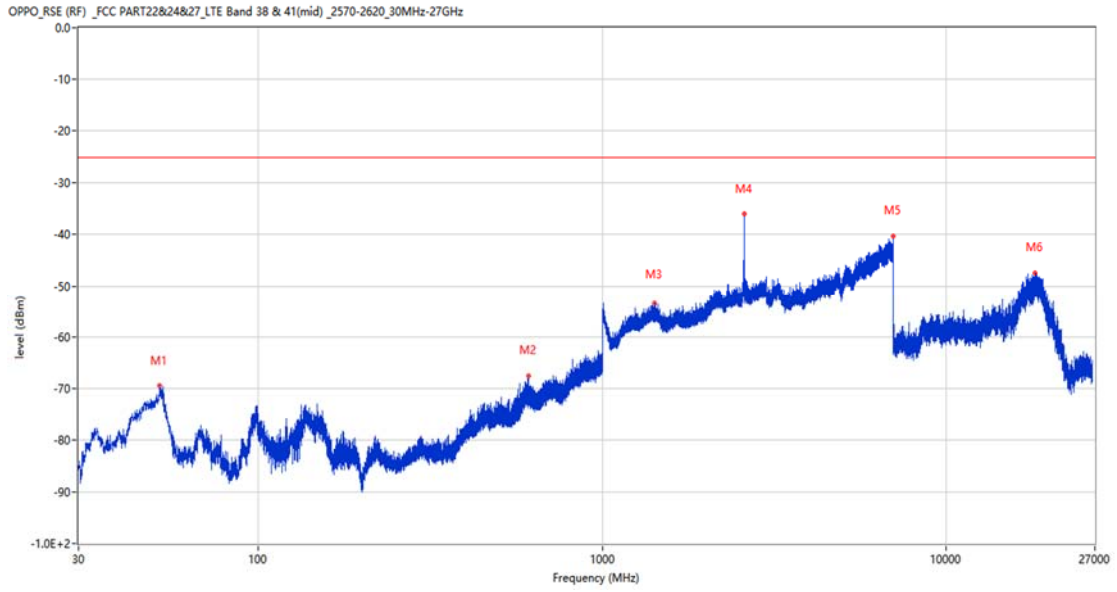
| Frequency (MHz) | Result (dBm) | Factor (dB) | PK Limit (dBm) | Over Limit (dB) | Table (o) | ANT        | EUT        | Verdict |
|-----------------|--------------|-------------|----------------|-----------------|-----------|------------|------------|---------|
| 137.525         | -68.93       | -16.01      | -25.0          | -43.93          | 139.00    | Horizontal | Horizontal | Pass    |
| 2542.800        | -28.40       | 2.19        | -25.0          | -3.40           | 104.00    | Horizontal | Horizontal | N/A     |
| 2590.700        | -35.73       | 4.88        | -25.0          | -10.73          | 264.00    | Horizontal | Horizontal | N/A     |
| 2641.600        | -30.38       | 2.51        | -25.0          | -5.38           | 201.00    | Horizontal | Horizontal | N/A     |
| 6998.800        | -39.41       | 13.94       | -25.0          | -14.41          | 13.00     | Horizontal | Horizontal | Pass    |
| 18405.026       | -47.14       | 9.90        | -25.0          | -22.14          | 295.00    | Horizontal | Horizontal | Pass    |

RSE-H&V LTE Band 38 BW10 CH38000



| Frequency (MHz) | Result (dBm) | Factor (dB) | PK Limit (dBm) | Over Limit (dB) | Table (o) | ANT        | EUT      | Verdict |
|-----------------|--------------|-------------|----------------|-----------------|-----------|------------|----------|---------|
| 136.943         | -69.44       | -16.12      | -25.0          | -44.44          | 301.00    | Horizontal | Vertical | Pass    |
| 2544.600        | -28.89       | 2.56        | -25.0          | -3.89           | 0.00      | Horizontal | Vertical | N/A     |
| 2590.700        | -36.72       | 4.88        | -25.0          | -11.72          | 357.00    | Horizontal | Vertical | N/A     |
| 2632.800        | -29.85       | 3.67        | -25.0          | -4.85           | 262.00    | Horizontal | Vertical | N/A     |
| 6995.800        | -40.36       | 13.81       | -25.0          | -15.36          | 1.00      | Horizontal | Vertical | Pass    |
| 17846.962       | -45.96       | 10.47       | -25.0          | -20.96          | 109.00    | Horizontal | Vertical | Pass    |

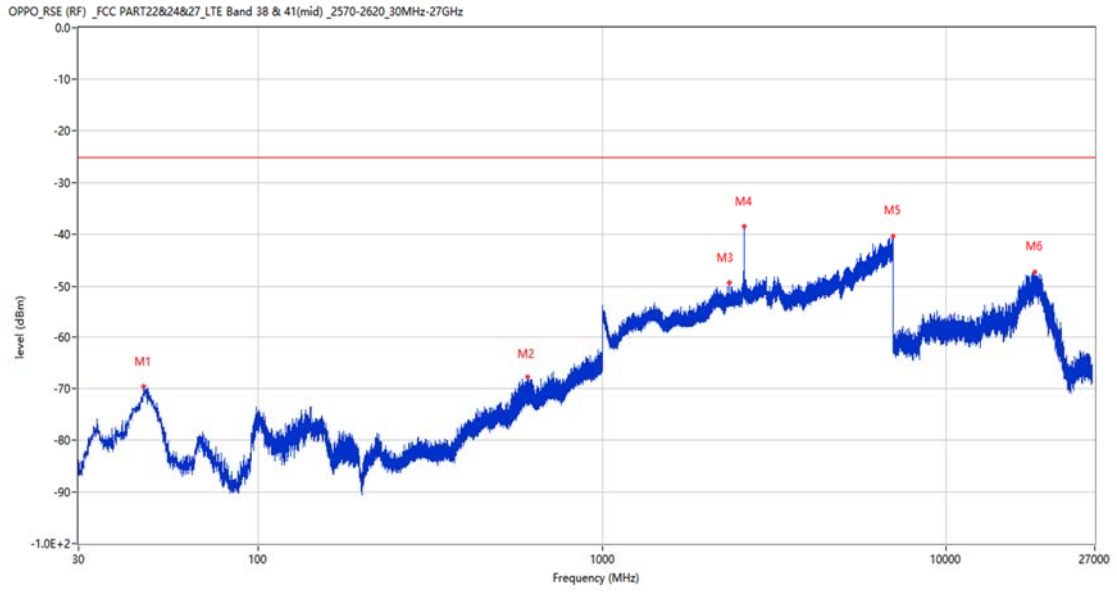
RSE-V&V LTE Band 38 BW10 CH38000



| Frequency (MHz) | Result (dBm) | Factor (dB) | PK Limit (dBm) | Over Limit (dB) | Table (o) | ANT      | EUT      | Verdict |
|-----------------|--------------|-------------|----------------|-----------------|-----------|----------|----------|---------|
| 51.631          | -69.56       | -14.79      | -25.0          | -44.56          | 136.00    | Vertical | Vertical | Pass    |
| 611.466         | -67.61       | -2.32       | -25.0          | -42.61          | 153.00    | Vertical | Vertical | Pass    |
| 1421.100        | -53.58       | -1.87       | -25.0          | -28.58          | 255.00    | Vertical | Vertical | Pass    |
| 2590.900        | -36.04       | 4.87        | -25.0          | -11.04          | 236.00    | Vertical | Vertical | N/A     |
| 6981.800        | -40.21       | 13.52       | -25.0          | -15.21          | 77.00     | Vertical | Vertical | Pass    |
| 18129.199       | -47.38       | 10.44       | -25.0          | -22.38          | 190.00    | Vertical | Vertical | Pass    |



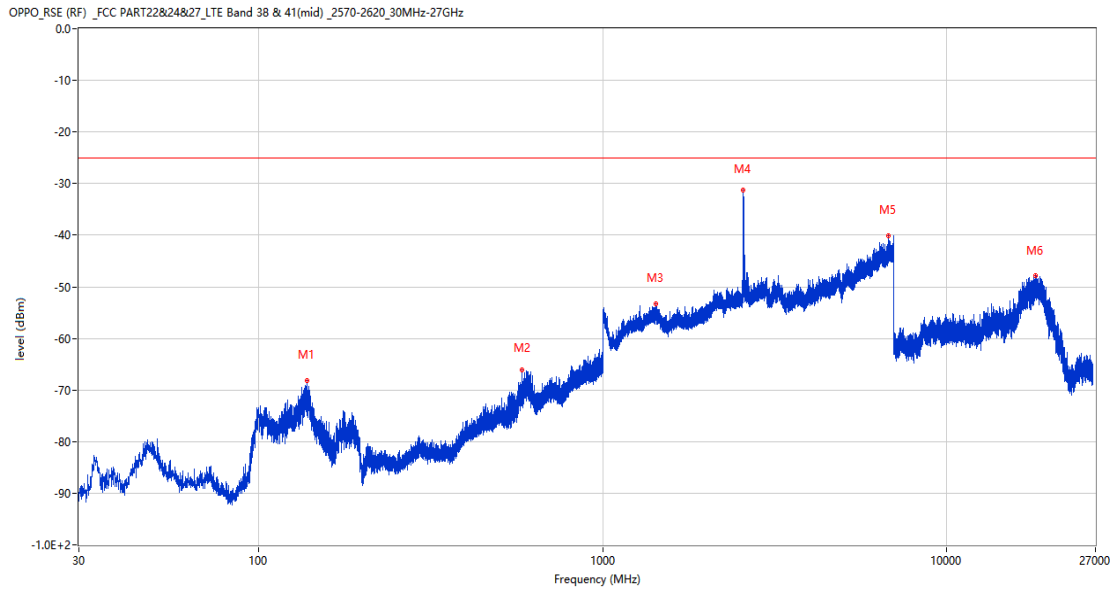
RSE-V&H LTE Band 38 BW10 CH38000



| Frequency (MHz) | Result (dBm) | Factor (dB) | PK Limit (dBm) | Over Limit (dB) | Table (o) | ANT      | EUT        | Verdict |
|-----------------|--------------|-------------|----------------|-----------------|-----------|----------|------------|---------|
| 46.393          | -69.73       | -16.23      | -25.0          | -44.73          | 2.00      | Vertical | Horizontal | Pass    |
| 605.792         | -67.83       | -2.51       | -25.0          | -42.83          | 146.00    | Vertical | Horizontal | Pass    |
| 2337.900        | -49.28       | 1.12        | -25.0          | -24.28          | 27.00     | Vertical | Horizontal | Pass    |
| 2590.800        | -38.50       | 4.87        | -25.0          | -13.50          | 250.00    | Vertical | Horizontal | N/A     |
| 6989.000        | -40.25       | 13.74       | -25.0          | -15.25          | 346.00    | Vertical | Horizontal | Pass    |
| 18113.475       | -47.30       | 10.48       | -25.0          | -22.30          | 277.00    | Vertical | Horizontal | Pass    |

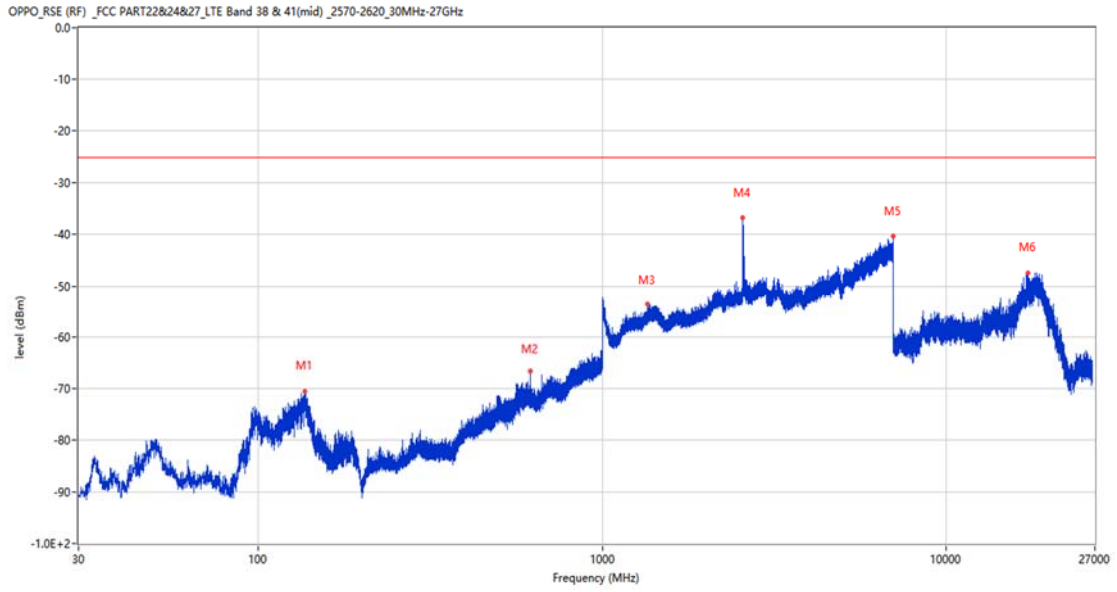
### 17.3 LTE Band 38 BW15, Middle Channel

RSE-H&H LTE Band 38 BW15 CH38000



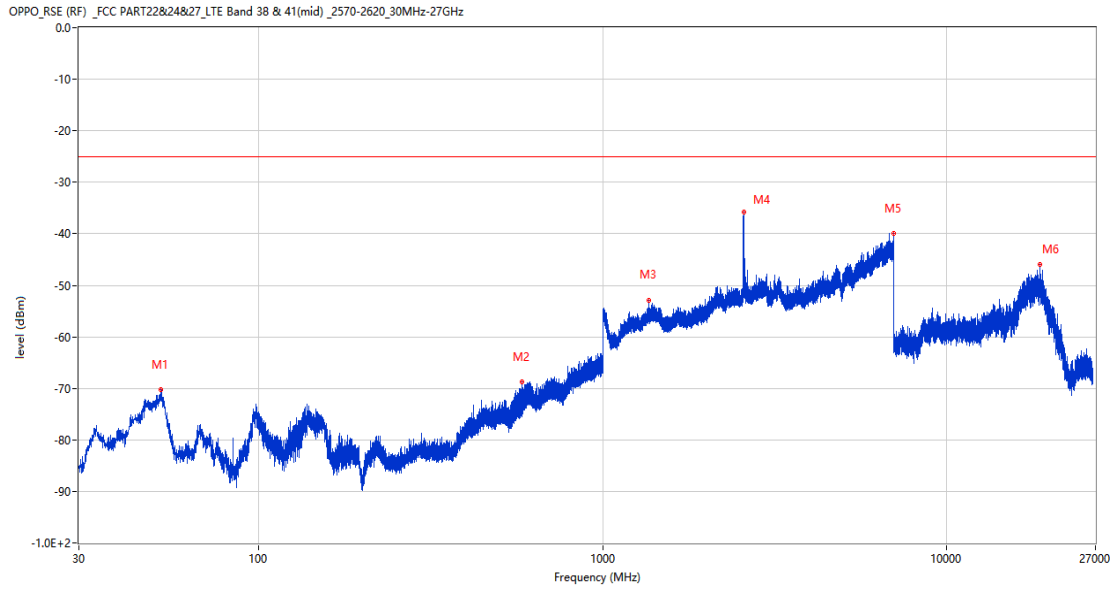
| Frequency (MHz) | Result (dBm) | Factor (dB) | PK Limit (dBm) | Over Limit (dB) | Table (o) | ANT        | EUT        | Verdict |
|-----------------|--------------|-------------|----------------|-----------------|-----------|------------|------------|---------|
| 137.767         | -68.12       | -15.96      | -25.0          | -43.12          | 293.00    | Horizontal | Horizontal | Pass    |
| 581.542         | -66.17       | -4.25       | -25.0          | -41.17          | 34.00     | Horizontal | Horizontal | Pass    |
| 1429.500        | -53.33       | -1.94       | -25.0          | -28.33          | 360.00    | Horizontal | Horizontal | Pass    |
| 2562.000        | -31.26       | 5.18        | -25.0          | -6.26           | 231.00    | Horizontal | Horizontal | N/A     |
| 6753.400        | -40.06       | 12.30       | -25.0          | -15.06          | 29.00     | Horizontal | Horizontal | Pass    |
| 18105.401       | -47.84       | 10.49       | -25.0          | -22.84          | 251.00    | Horizontal | Horizontal | Pass    |

RSE-H&V LTE Band 38 BW15 CH38000



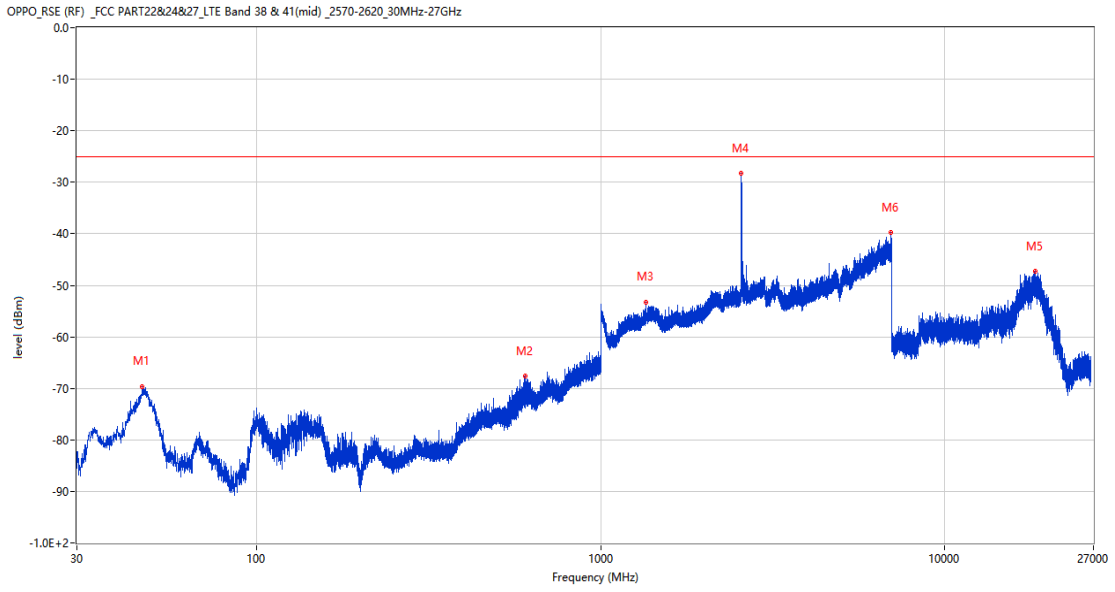
| Frequency (MHz) | Result (dBm) | Factor (dB) | PK Limit (dBm) | Over Limit (dB) | Table (o) | ANT        | EUT      | Verdict |
|-----------------|--------------|-------------|----------------|-----------------|-----------|------------|----------|---------|
| 136.603         | -70.34       | -16.18      | -25.0          | -45.34          | 269.00    | Horizontal | Vertical | Pass    |
| 618.935         | -66.71       | -1.85       | -25.0          | -41.71          | 293.00    | Horizontal | Vertical | Pass    |
| 1351.300        | -53.70       | -2.26       | -25.0          | -28.70          | 360.00    | Horizontal | Vertical | Pass    |
| 2561.700        | -36.78       | 4.92        | -25.0          | -11.78          | 360.00    | Horizontal | Vertical | N/A     |
| 6987.200        | -40.34       | 13.61       | -25.0          | -15.34          | 103.00    | Horizontal | Vertical | Pass    |
| 17234.813       | -47.46       | 10.97       | -25.0          | -22.46          | 260.00    | Horizontal | Vertical | Pass    |

RSE-V&V LTE Band 38 BW15 CH38000



| Frequency (MHz) | Result (dBm) | Factor (dB) | PK Limit (dBm) | Over Limit (dB) | Table (o) | ANT      | EUT      | Verdict |
|-----------------|--------------|-------------|----------------|-----------------|-----------|----------|----------|---------|
| 52.019          | -70.17       | -14.76      | -25.0          | -45.17          | 59.00     | Vertical | Vertical | Pass    |
| 581.785         | -68.71       | -4.23       | -25.0          | -43.71          | 150.00    | Vertical | Vertical | Pass    |
| 1356.200        | -52.96       | -2.21       | -25.0          | -27.96          | 38.00     | Vertical | Vertical | Pass    |
| 2562.600        | -35.84       | 5.70        | -25.0          | -10.84          | 19.00     | Vertical | Vertical | N/A     |
| 6995.800        | -39.87       | 13.81       | -25.0          | -14.87          | 103.00    | Vertical | Vertical | Pass    |
| 18603.074       | -45.92       | 9.51        | -25.0          | -20.92          | 339.00    | Vertical | Vertical | Pass    |

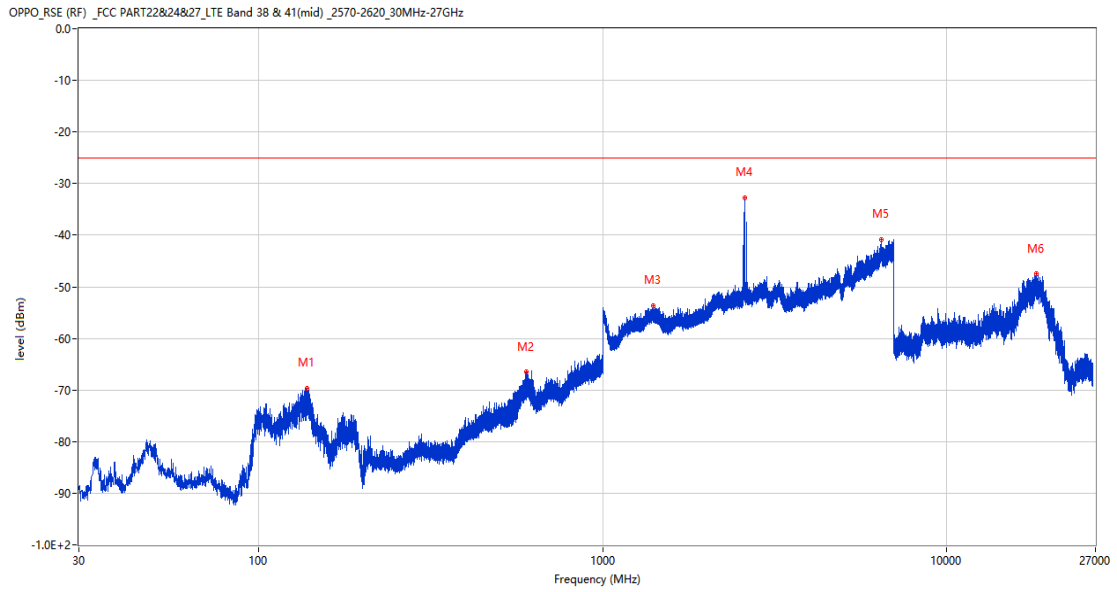
RSE-V&H LTE Band 38 BW15 CH38000



| Frequency (MHz) | Result (dBm) | Factor (dB) | PK Limit (dBm) | Over Limit (dB) | Table (o) | ANT      | EUT        | Verdict |
|-----------------|--------------|-------------|----------------|-----------------|-----------|----------|------------|---------|
| 46.441          | -69.75       | -16.23      | -25.0          | -44.75          | 29.00     | Vertical | Horizontal | Pass    |
| 602.154         | -67.57       | -2.53       | -25.0          | -42.57          | 50.00     | Vertical | Horizontal | Pass    |
| 1350.200        | -53.32       | -2.25       | -25.0          | -28.32          | 304.00    | Vertical | Horizontal | Pass    |
| 2562.000        | -28.30       | 5.18        | -25.0          | -3.30           | 244.00    | Vertical | Horizontal | N/A     |
| 18294.526       | -47.35       | 10.12       | -25.0          | -22.35          | 90.00     | Vertical | Horizontal | Pass    |
| 6971.000        | -39.73       | 13.16       | -25.0          | -14.73          | 90.00     | Vertical | Horizontal | Pass    |

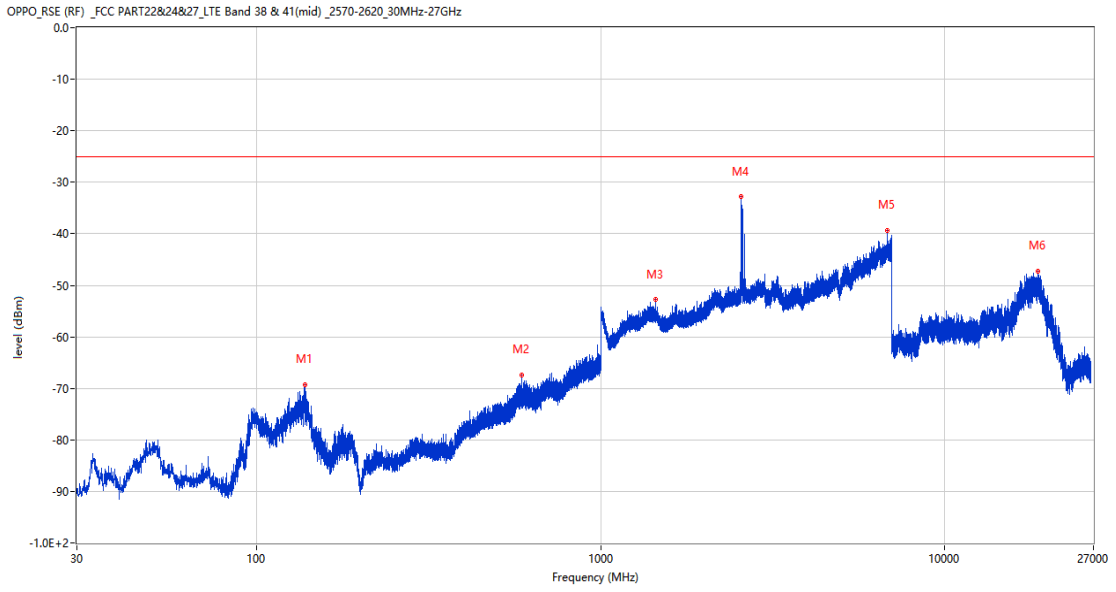
## 17.4 LTE Band 38 BW20, Middle Channel

RSE-H&H LTE Band 38 BW20 CH38000



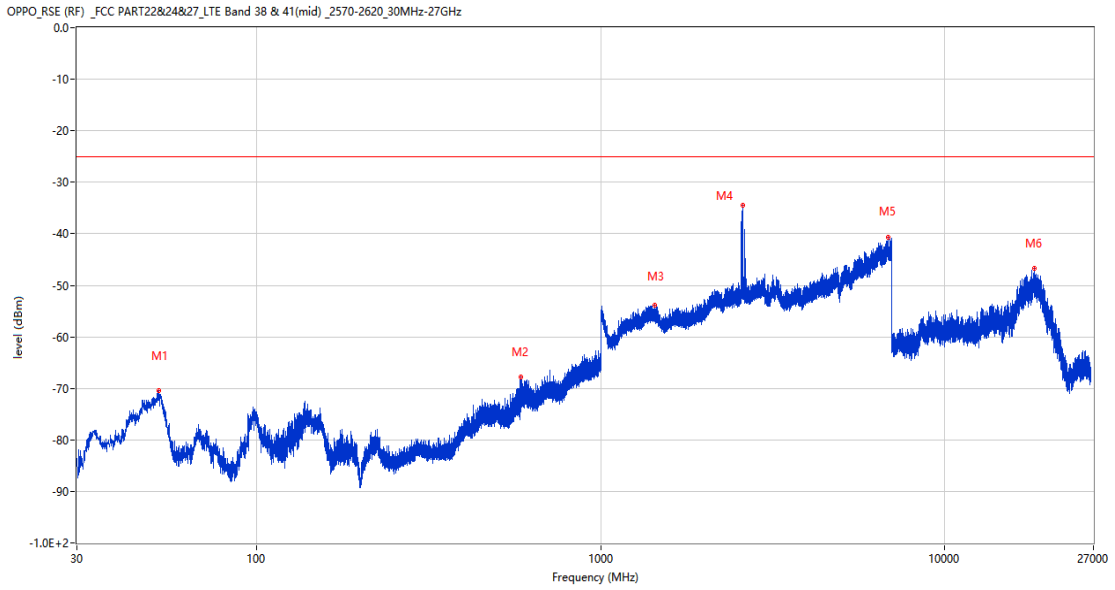
| Frequency (MHz) | Result (dBm) | Factor (dB) | PK Limit (dBm) | Over Limit (dB) | Table (o) | ANT        | EUT        | Verdict |
|-----------------|--------------|-------------|----------------|-----------------|-----------|------------|------------|---------|
| 138.107         | -69.68       | -15.90      | -25.0          | -44.68          | 133.00    | Horizontal | Horizontal | Pass    |
| 600.069         | -66.39       | -2.55       | -25.0          | -41.39          | 133.00    | Horizontal | Horizontal | Pass    |
| 1402.700        | -53.60       | -1.77       | -25.0          | -28.60          | 360.00    | Horizontal | Horizontal | Pass    |
| 2586.200        | -32.80       | 5.06        | -25.0          | -7.80           | 249.00    | Horizontal | Horizontal | N/A     |
| 6438.400        | -40.78       | 12.08       | -25.0          | -15.78          | 84.00     | Horizontal | Horizontal | Pass    |
| 18176.375       | -47.47       | 10.35       | -25.0          | -22.47          | 297.00    | Horizontal | Horizontal | Pass    |

RSE-H&V LTE Band 38 BW20 CH38000



| Frequency (MHz) | Result (dBm) | Factor (dB) | PK Limit (dBm) | Over Limit (dB) | Table (o) | ANT        | EUT      | Verdict |
|-----------------|--------------|-------------|----------------|-----------------|-----------|------------|----------|---------|
| 138.010         | -69.36       | -15.91      | -25.0          | -44.36          | 286.00    | Horizontal | Vertical | Pass    |
| 589.690         | -67.49       | -3.59       | -25.0          | -42.49          | 152.00    | Horizontal | Vertical | Pass    |
| 1439.400        | -52.72       | -2.12       | -25.0          | -27.72          | 35.00     | Horizontal | Vertical | Pass    |
| 2562.200        | -32.83       | 5.36        | -25.0          | -7.83           | 360.00    | Horizontal | Vertical | N/A     |
| 6786.400        | -39.43       | 12.86       | -25.0          | -14.43          | 30.00     | Horizontal | Vertical | Pass    |
| 18577.574       | -47.28       | 9.56        | -25.0          | -22.28          | 267.00    | Horizontal | Vertical | Pass    |

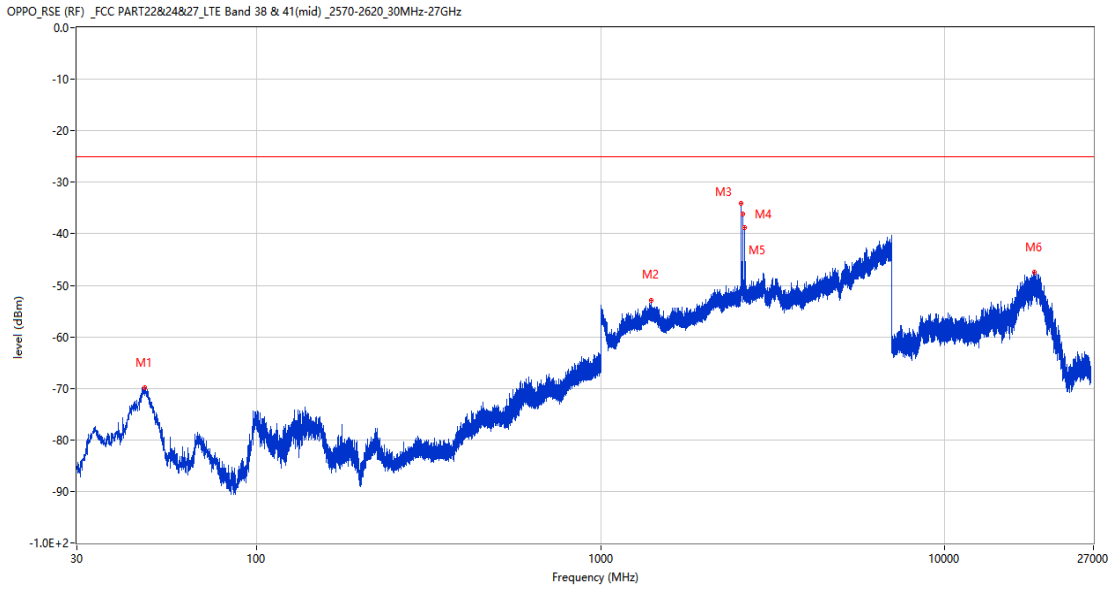
RSE-V&V LTE Band 38 BW20 CH38000



| Frequency (MHz) | Result (dBm) | Factor (dB) | PK Limit (dBm) | Over Limit (dB) | Table (o) | ANT      | EUT      | Verdict |
|-----------------|--------------|-------------|----------------|-----------------|-----------|----------|----------|---------|
| 51.776          | -70.51       | -14.78      | -25.0          | -45.51          | 122.00    | Vertical | Vertical | Pass    |
| 584.695         | -67.85       | -4.01       | -25.0          | -42.85          | 148.00    | Vertical | Vertical | Pass    |
| 1432.100        | -53.89       | -1.91       | -25.0          | -28.89          | 360.00    | Vertical | Vertical | Pass    |
| 2586.200        | -34.43       | 5.06        | -25.0          | -9.43           | 237.00    | Vertical | Vertical | N/A     |
| 6823.400        | -40.76       | 13.00       | -25.0          | -15.76          | 30.00     | Vertical | Vertical | Pass    |
| 18234.599       | -46.71       | 10.24       | -25.0          | -21.71          | 360.00    | Vertical | Vertical | Pass    |



RSE-V&H LTE Band 38 BW20 CH38000



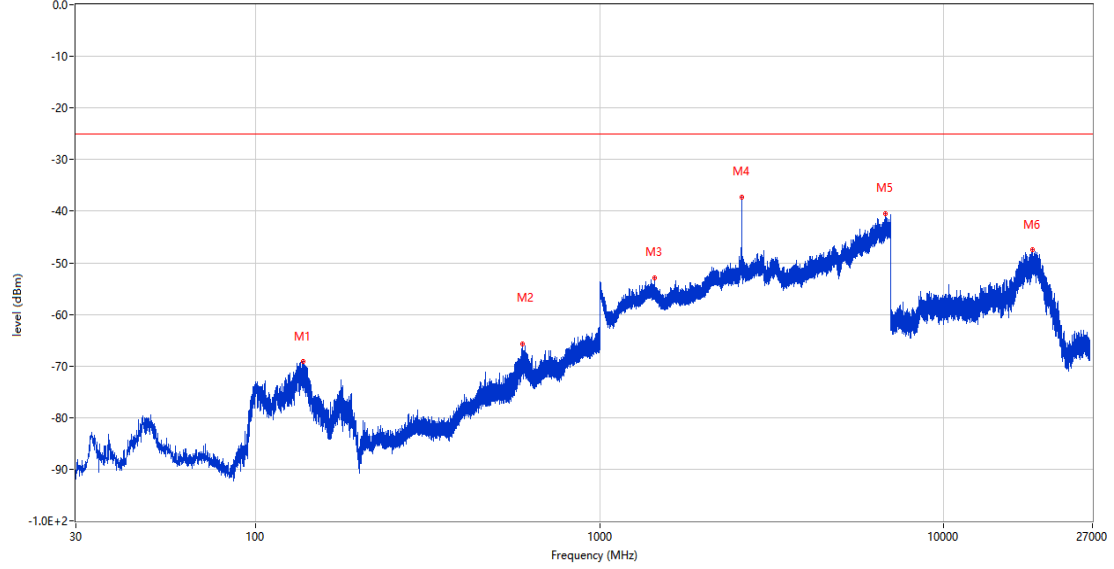
| Frequency (MHz) | Result (dBm) | Factor (dB) | PK Limit (dBm) | Over Limit (dB) | Table (o) | ANT      | EUT        | Verdict |
|-----------------|--------------|-------------|----------------|-----------------|-----------|----------|------------|---------|
| 47.363          | -69.95       | -16.04      | -25.0          | -44.95          | 73.00     | Vertical | Horizontal | Pass    |
| 1398.800        | -52.87       | -1.82       | -25.0          | -27.87          | 252.00    | Vertical | Horizontal | Pass    |
| 2560.200        | -34.16       | 3.86        | -25.0          | -9.16           | 240.00    | Vertical | Horizontal | N/A     |
| 2586.200        | -36.13       | 5.06        | -25.0          | -11.13          | 240.00    | Vertical | Horizontal | N/A     |
| 2622.200        | -38.72       | 3.78        | -25.0          | -13.72          | 252.00    | Vertical | Horizontal | N/A     |
| 18174.251       | -47.53       | 10.36       | -25.0          | -22.53          | 360.00    | Vertical | Horizontal | Pass    |

## 18 LTE Band 41

### 18.1 LTE Band 41 BW5, Middle Channel

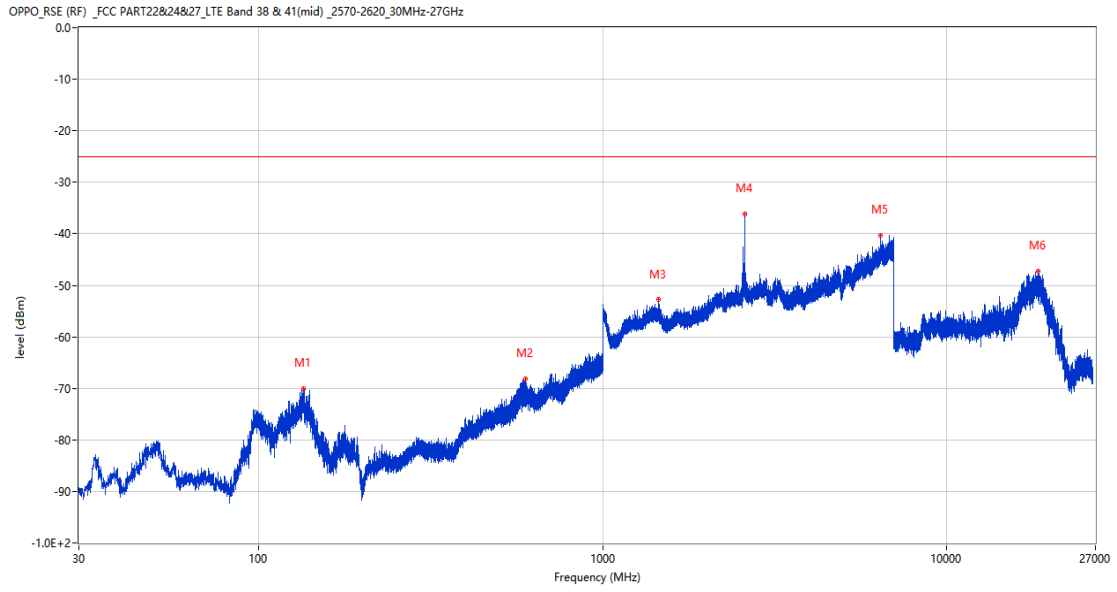
RSE-H&H LTE Band 41 BW5 CH40620

OPPO\_RSE (RF) \_FCC PART22&24&27\_LTE Band 38 & 41(mid)\_2570-2620\_30MHz-27GHz



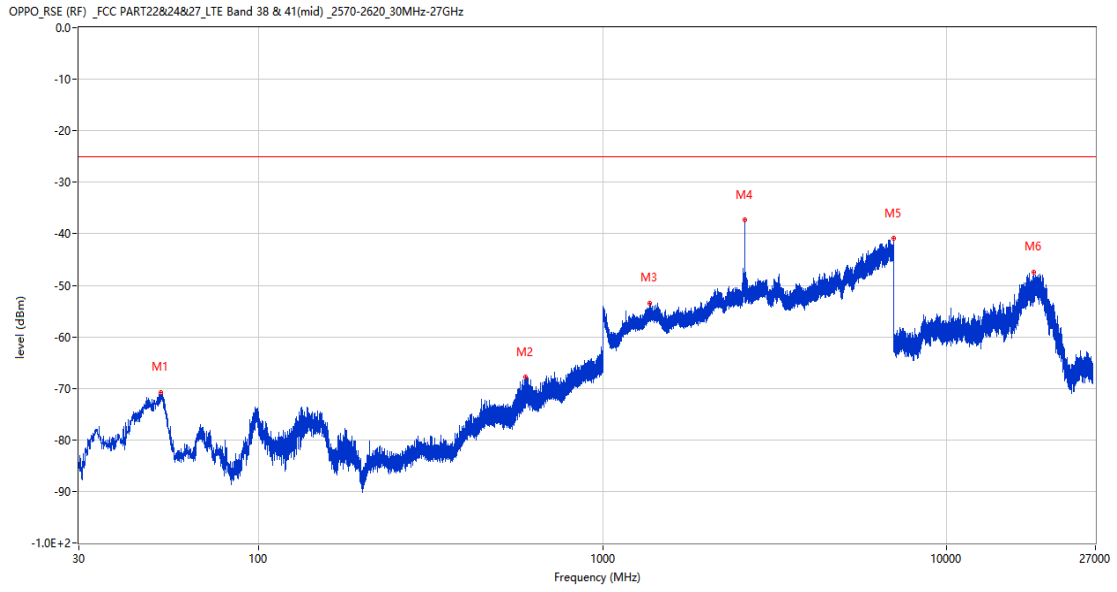
| Frequency (MHz) | Result (dBm) | Factor (dB) | PK Limit (dBm) | Over Limit (dB) | Table (o) | ANT        | EUT        | Verdict |
|-----------------|--------------|-------------|----------------|-----------------|-----------|------------|------------|---------|
| 137.670         | -69.05       | -15.98      | -25.0          | -44.05          | 273.00    | Horizontal | Horizontal | Pass    |
| 595.170         | -65.74       | -3.16       | -25.0          | -40.74          | 131.00    | Horizontal | Horizontal | Pass    |
| 1441.700        | -52.97       | -2.12       | -25.0          | -27.97          | 214.00    | Horizontal | Horizontal | Pass    |
| 2591.000        | -37.31       | 4.87        | -25.0          | -12.31          | 262.00    | Horizontal | Horizontal | N/A     |
| 6774.600        | -40.56       | 12.83       | -25.0          | -15.56          | 303.00    | Horizontal | Horizontal | Pass    |
| 18092.225       | -47.39       | 10.52       | -25.0          | -22.39          | 338.00    | Horizontal | Horizontal | Pass    |

RSE-H&V LTE Band 41 BW5 CH40620



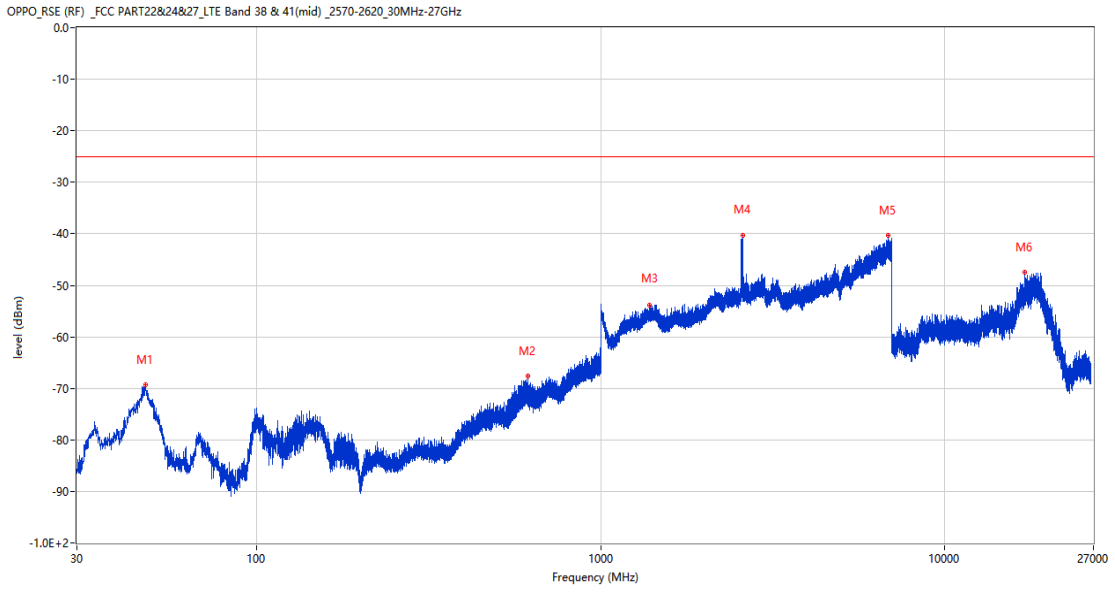
| Frequency (MHz) | Result (dBm) | Factor (dB) | PK Limit (dBm) | Over Limit (dB) | Table (o) | ANT        | EUT      | Verdict |
|-----------------|--------------|-------------|----------------|-----------------|-----------|------------|----------|---------|
| 135.196         | -70.03       | -16.32      | -25.0          | -45.03          | 285.00    | Horizontal | Vertical | Pass    |
| 595.413         | -68.14       | -3.14       | -25.0          | -43.14          | 315.00    | Horizontal | Vertical | Pass    |
| 1453.200        | -52.81       | -2.24       | -25.0          | -27.81          | 330.00    | Horizontal | Vertical | Pass    |
| 2591.000        | -36.17       | 4.87        | -25.0          | -11.17          | 256.00    | Horizontal | Vertical | N/A     |
| 6403.600        | -40.33       | 11.70       | -25.0          | -15.33          | 213.00    | Horizontal | Vertical | Pass    |
| 18403.750       | -47.35       | 9.90        | -25.0          | -22.35          | 131.00    | Horizontal | Vertical | Pass    |

RSE-V&V LTE Band 41 BW5 CH40620



| Frequency (MHz) | Result (dBm) | Factor (dB) | PK Limit (dBm) | Over Limit (dB) | Table (o) | ANT      | EUT      | Verdict |
|-----------------|--------------|-------------|----------------|-----------------|-----------|----------|----------|---------|
| 52.019          | -70.78       | -14.76      | -25.0          | -45.78          | 0.00      | Vertical | Vertical | Pass    |
| 594.782         | -67.85       | -3.18       | -25.0          | -42.85          | 140.00    | Vertical | Vertical | Pass    |
| 1370.800        | -53.44       | -1.97       | -25.0          | -28.44          | 297.00    | Vertical | Vertical | Pass    |
| 2591.000        | -37.33       | 4.87        | -25.0          | -12.33          | 236.00    | Vertical | Vertical | N/A     |
| 6995.000        | -40.91       | 13.82       | -25.0          | -15.91          | 286.00    | Vertical | Vertical | Pass    |
| 17857.462       | -47.47       | 10.46       | -25.0          | -22.47          | 99.00     | Vertical | Vertical | Pass    |

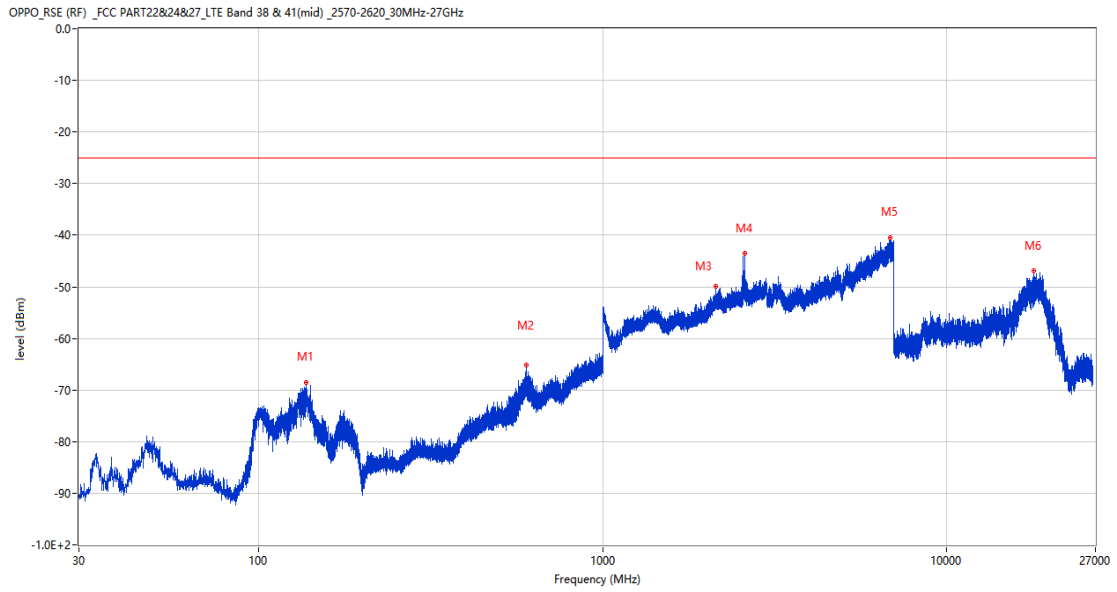
RSE-V&H LTE Band 41 BW5 CH40620



| Frequency (MHz) | Result (dBm) | Factor (dB) | PK Limit (dBm) | Over Limit (dB) | Table (o) | ANT      | EUT        | Verdict |
|-----------------|--------------|-------------|----------------|-----------------|-----------|----------|------------|---------|
| 47.605          | -69.34       | -15.96      | -25.0          | -44.34          | 73.00     | Vertical | Horizontal | Pass    |
| 612.146         | -67.63       | -2.32       | -25.0          | -42.63          | 138.00    | Vertical | Horizontal | Pass    |
| 1380.700        | -53.95       | -1.85       | -25.0          | -28.95          | 123.00    | Vertical | Horizontal | Pass    |
| 2591.000        | -40.37       | 4.87        | -25.0          | -15.37          | 255.00    | Vertical | Horizontal | N/A     |
| 6846.800        | -40.21       | 12.59       | -25.0          | -15.21          | 137.00    | Vertical | Horizontal | Pass    |
| 17050.012       | -47.44       | 9.90        | -25.0          | -22.44          | 282.00    | Vertical | Horizontal | Pass    |

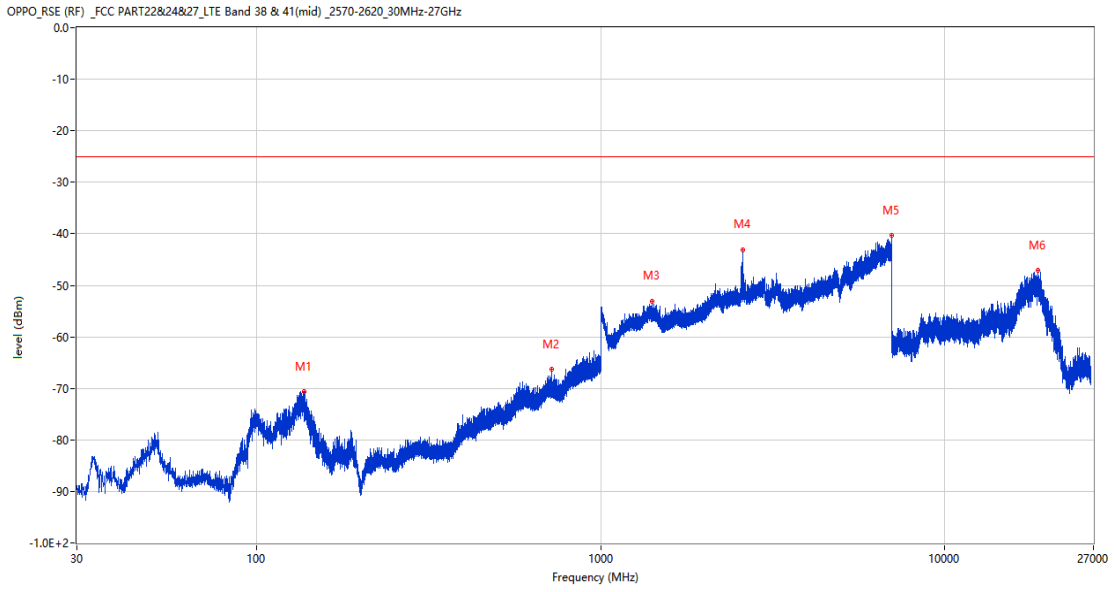
## 18.2 LTE Band 41 BW10, Middle Channel

RSE-H&H LTE Band 41 BW10 CH40620



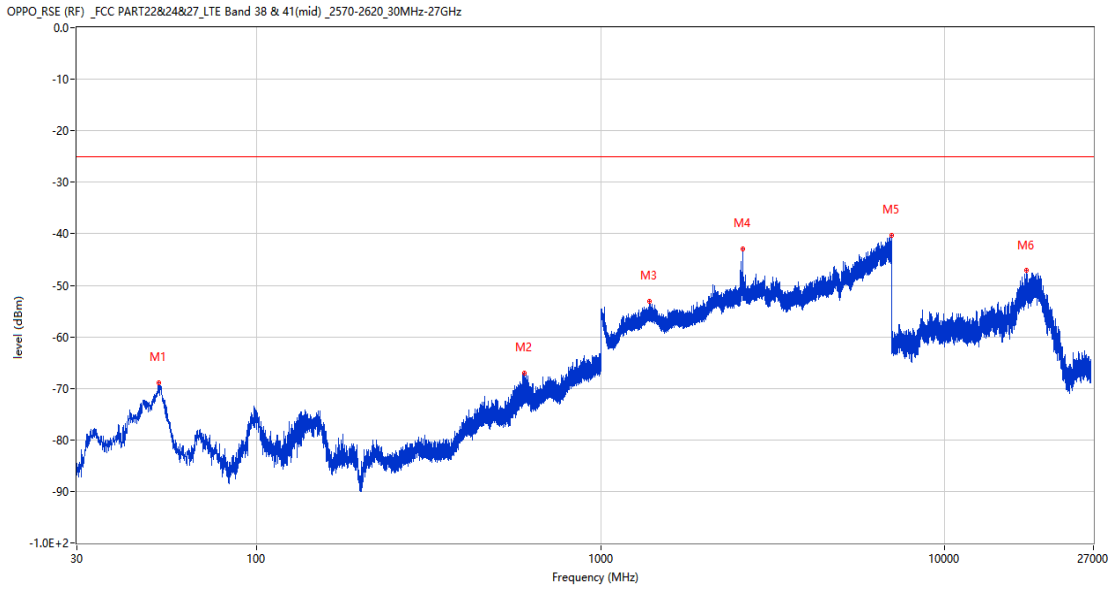
| Frequency (MHz) | Result (dBm) | Factor (dB) | PK Limit (dBm) | Over Limit (dB) | Table (o) | ANT        | EUT        | Verdict |
|-----------------|--------------|-------------|----------------|-----------------|-----------|------------|------------|---------|
| 137.040         | -68.48       | -16.10      | -25.0          | -43.48          | 262.00    | Horizontal | Horizontal | Pass    |
| 600.020         | -65.17       | -2.55       | -25.0          | -40.17          | 123.00    | Horizontal | Horizontal | Pass    |
| 2123.900        | -49.93       | 1.13        | -25.0          | -24.93          | 10.00     | Horizontal | Horizontal | Pass    |
| 2588.800        | -43.55       | 4.96        | -25.0          | -18.55          | 274.00    | Horizontal | Horizontal | N/A     |
| 6829.200        | -40.58       | 12.75       | -25.0          | -15.58          | 345.00    | Horizontal | Horizontal | Pass    |
| 17859.301       | -46.97       | 10.44       | -25.0          | -21.97          | 1.00      | Horizontal | Horizontal | Pass    |

RSE-H&V LTE Band 41 BW10 CH40620



| Frequency (MHz) | Result (dBm) | Factor (dB) | PK Limit (dBm) | Over Limit (dB) | Table (o) | ANT        | EUT      | Verdict |
|-----------------|--------------|-------------|----------------|-----------------|-----------|------------|----------|---------|
| 137.331         | -70.70       | -16.04      | -25.0          | -45.70          | 278.00    | Horizontal | Vertical | Pass    |
| 720.010         | -66.33       | 0.16        | -25.0          | -41.33          | 7.00      | Horizontal | Vertical | Pass    |
| 1408.200        | -53.16       | -1.84       | -25.0          | -28.16          | 360.00    | Horizontal | Vertical | Pass    |
| 2588.700        | -43.17       | 4.96        | -25.0          | -18.17          | 156.00    | Horizontal | Vertical | N/A     |
| 6988.000        | -40.35       | 13.67       | -25.0          | -15.35          | 42.00     | Horizontal | Vertical | Pass    |
| 18606.051       | -47.12       | 9.50        | -25.0          | -22.12          | 309.00    | Horizontal | Vertical | Pass    |

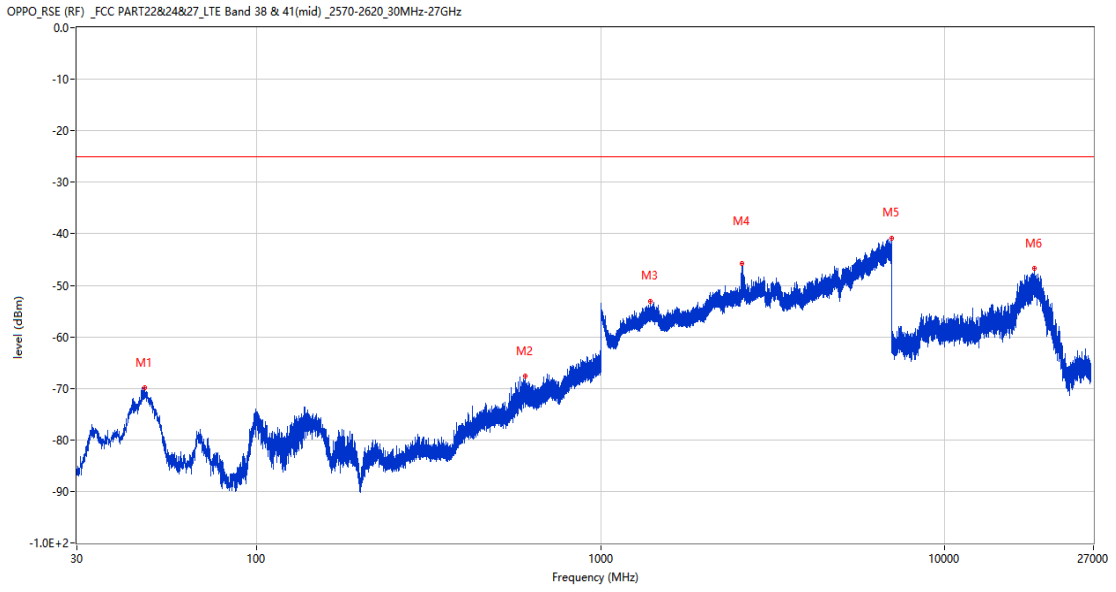
RSE-V&V LTE Band 41 BW10 CH40620



| Frequency (MHz) | Result (dBm) | Factor (dB) | PK Limit (dBm) | Over Limit (dB) | Table (o) | ANT      | EUT      | Verdict |
|-----------------|--------------|-------------|----------------|-----------------|-----------|----------|----------|---------|
| 51.922          | -68.89       | -14.76      | -25.0          | -43.89          | 118.00    | Vertical | Vertical | Pass    |
| 599.584         | -67.01       | -2.58       | -25.0          | -42.01          | 166.00    | Vertical | Vertical | Pass    |
| 1382.300        | -53.18       | -1.92       | -25.0          | -28.18          | 2.00      | Vertical | Vertical | Pass    |
| 2588.800        | -42.88       | 4.96        | -25.0          | -17.88          | 21.00     | Vertical | Vertical | N/A     |
| 6998.000        | -40.29       | 13.96       | -25.0          | -15.29          | 344.00    | Vertical | Vertical | Pass    |
| 17301.488       | -47.02       | 10.67       | -25.0          | -22.02          | 91.00     | Vertical | Vertical | Pass    |



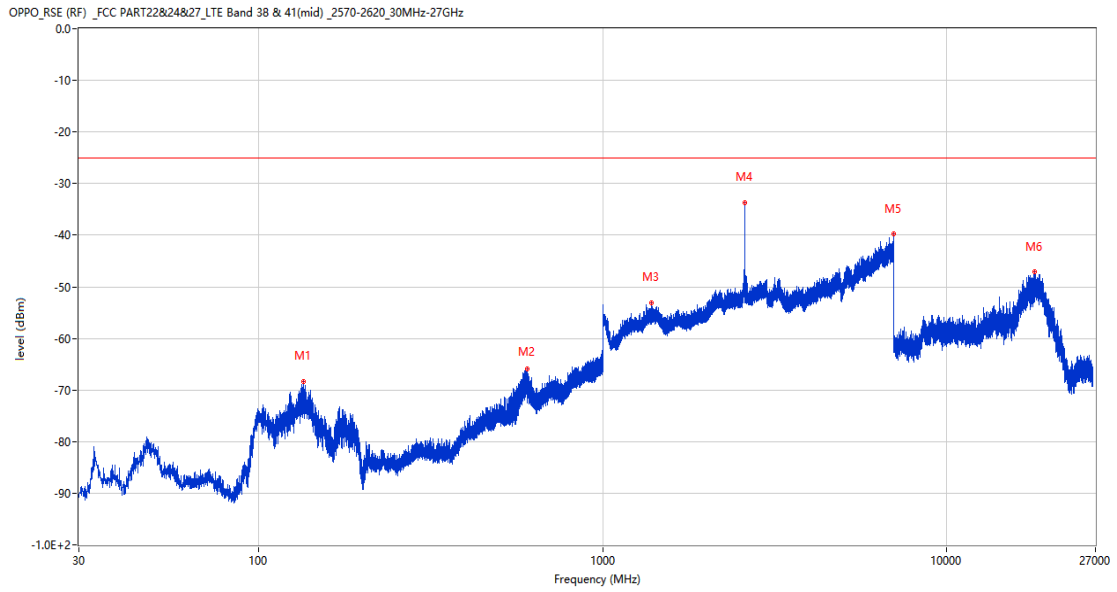
RSE-V&H LTE Band 41 BW10 CH40620



| Frequency (MHz) | Result (dBm) | Factor (dB) | PK Limit (dBm) | Over Limit (dB) | Table (o) | ANT      | EUT        | Verdict |
|-----------------|--------------|-------------|----------------|-----------------|-----------|----------|------------|---------|
| 47.120          | -69.87       | -16.12      | -25.0          | -44.87          | 0.00      | Vertical | Horizontal | Pass    |
| 601.378         | -67.68       | -2.52       | -25.0          | -42.68          | 48.00     | Vertical | Horizontal | Pass    |
| 1394.900        | -53.19       | -1.80       | -25.0          | -28.19          | 360.00    | Vertical | Horizontal | Pass    |
| 2562.500        | -45.79       | 5.62        | -25.0          | -20.79          | 331.00    | Vertical | Horizontal | N/A     |
| 6991.200        | -40.79       | 13.91       | -25.0          | -15.79          | 11.00     | Vertical | Horizontal | Pass    |
| 18183.600       | -46.76       | 10.34       | -25.0          | -21.76          | 359.00    | Vertical | Horizontal | Pass    |

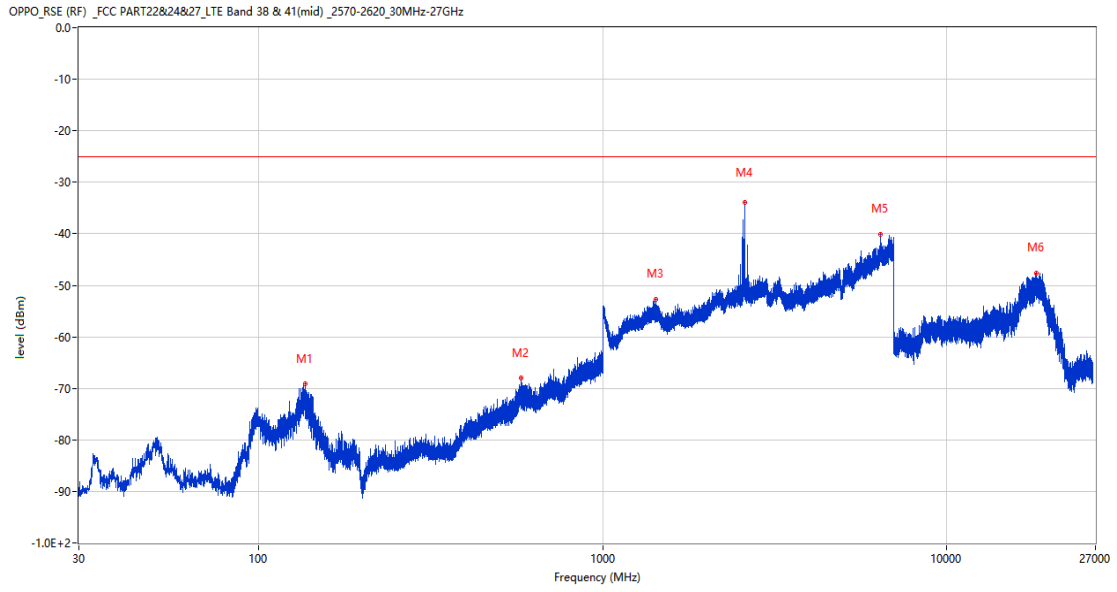
### 18.3 LTE Band 41 BW15, Middle Channel

RSE-H&H LTE Band 41 BW15 CH40620



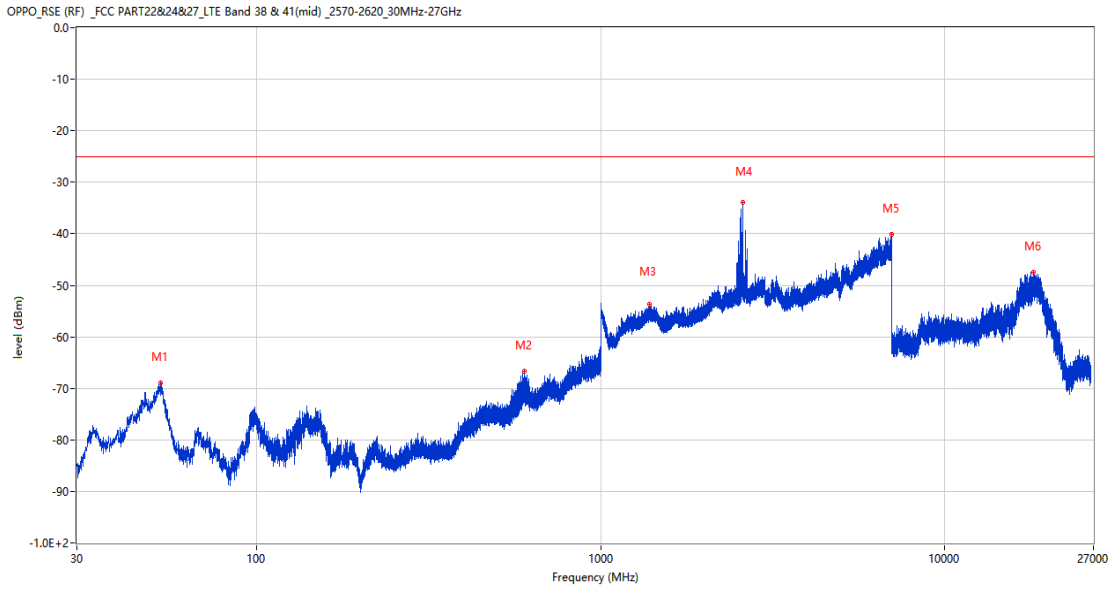
| Frequency (MHz) | Result (dBm) | Factor (dB) | PK Limit (dBm) | Over Limit (dB) | Table (o) | ANT        | EUT        | Verdict |
|-----------------|--------------|-------------|----------------|-----------------|-----------|------------|------------|---------|
| 134.566         | -68.41       | -16.41      | -25.0          | -43.41          | 298.00    | Horizontal | Horizontal | Pass    |
| 602.882         | -65.91       | -2.56       | -25.0          | -40.91          | 145.00    | Horizontal | Horizontal | Pass    |
| 1381.900        | -53.08       | -1.88       | -25.0          | -28.08          | 325.00    | Horizontal | Horizontal | Pass    |
| 2586.500        | -33.72       | 5.05        | -25.0          | -8.72           | 244.00    | Horizontal | Horizontal | N/A     |
| 6995.200        | -39.68       | 13.81       | -25.0          | -14.68          | 183.00    | Horizontal | Horizontal | Pass    |
| 17948.813       | -47.17       | 9.71        | -25.0          | -22.17          | 360.00    | Horizontal | Horizontal | Pass    |

RSE-H&V LTE Band 41 BW15 CH40620



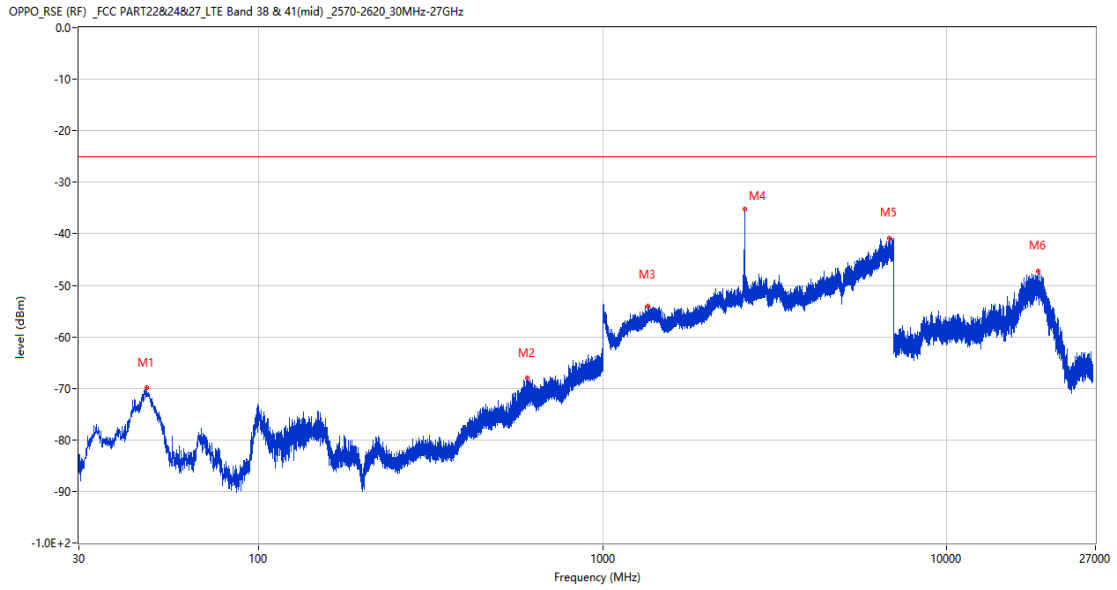
| Frequency (MHz) | Result (dBm) | Factor (dB) | PK Limit (dBm) | Over Limit (dB) | Table (o) | ANT        | EUT      | Verdict |
|-----------------|--------------|-------------|----------------|-----------------|-----------|------------|----------|---------|
| 136.555         | -69.08       | -16.19      | -25.0          | -44.08          | 291.00    | Horizontal | Vertical | Pass    |
| 578.972         | -67.92       | -4.45       | -25.0          | -42.92          | 172.00    | Horizontal | Vertical | Pass    |
| 1421.400        | -52.77       | -1.88       | -25.0          | -27.77          | 227.00    | Horizontal | Vertical | Pass    |
| 2586.500        | -33.91       | 5.05        | -25.0          | -8.91           | 248.00    | Horizontal | Vertical | N/A     |
| 6423.600        | -40.20       | 11.60       | -25.0          | -15.20          | 283.00    | Horizontal | Vertical | Pass    |
| 18183.600       | -47.73       | 10.34       | -25.0          | -22.73          | 0.00      | Horizontal | Vertical | Pass    |

RSE-V&V LTE Band 41 BW15 CH40620



| Frequency (MHz) | Result (dBm) | Factor (dB) | PK Limit (dBm) | Over Limit (dB) | Table (o) | ANT      | EUT      | Verdict |
|-----------------|--------------|-------------|----------------|-----------------|-----------|----------|----------|---------|
| 52.504          | -68.93       | -14.72      | -25.0          | -43.93          | 168.00    | Vertical | Vertical | Pass    |
| 599.002         | -66.63       | -2.67       | -25.0          | -41.63          | 168.00    | Vertical | Vertical | Pass    |
| 1382.500        | -53.68       | -1.94       | -25.0          | -28.68          | 252.00    | Vertical | Vertical | Pass    |
| 2586.500        | -33.97       | 5.05        | -25.0          | -8.97           | 76.00     | Vertical | Vertical | N/A     |
| 6993.000        | -40.13       | 13.92       | -25.0          | -15.13          | 10.00     | Vertical | Vertical | Pass    |
| 18108.801       | -47.44       | 10.48       | -25.0          | -22.44          | 46.00     | Vertical | Vertical | Pass    |

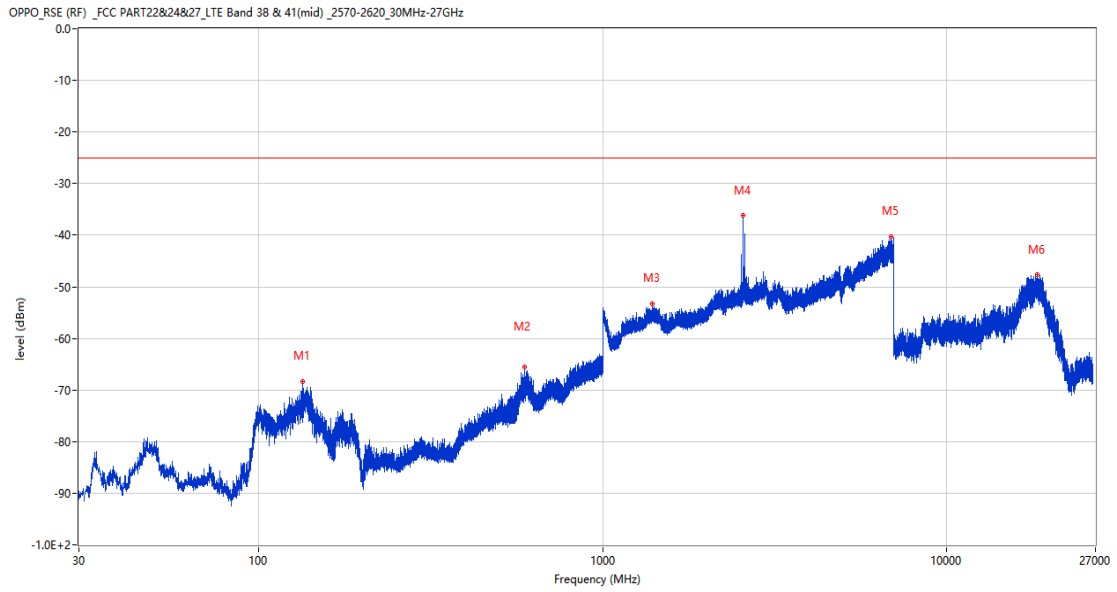
RSE-V&H LTE Band 41 BW15 CH40620



| Frequency (MHz) | Result (dBm) | Factor (dB) | PK Limit (dBm) | Over Limit (dB) | Table (o) | ANT      | EUT        | Verdict |
|-----------------|--------------|-------------|----------------|-----------------|-----------|----------|------------|---------|
| 47.120          | -69.79       | -16.12      | -25.0          | -44.79          | 120.00    | Vertical | Horizontal | Pass    |
| 602.397         | -68.00       | -2.54       | -25.0          | -43.00          | 56.00     | Vertical | Horizontal | Pass    |
| 1352.100        | -54.01       | -2.24       | -25.0          | -29.01          | 244.00    | Vertical | Horizontal | Pass    |
| 2586.500        | -35.27       | 5.05        | -25.0          | -10.27          | 244.00    | Vertical | Horizontal | N/A     |
| 6783.200        | -40.88       | 12.76       | -25.0          | -15.88          | 44.00     | Vertical | Horizontal | Pass    |
| 18407.574       | -47.36       | 9.89        | -25.0          | -22.36          | 260.00    | Vertical | Horizontal | Pass    |

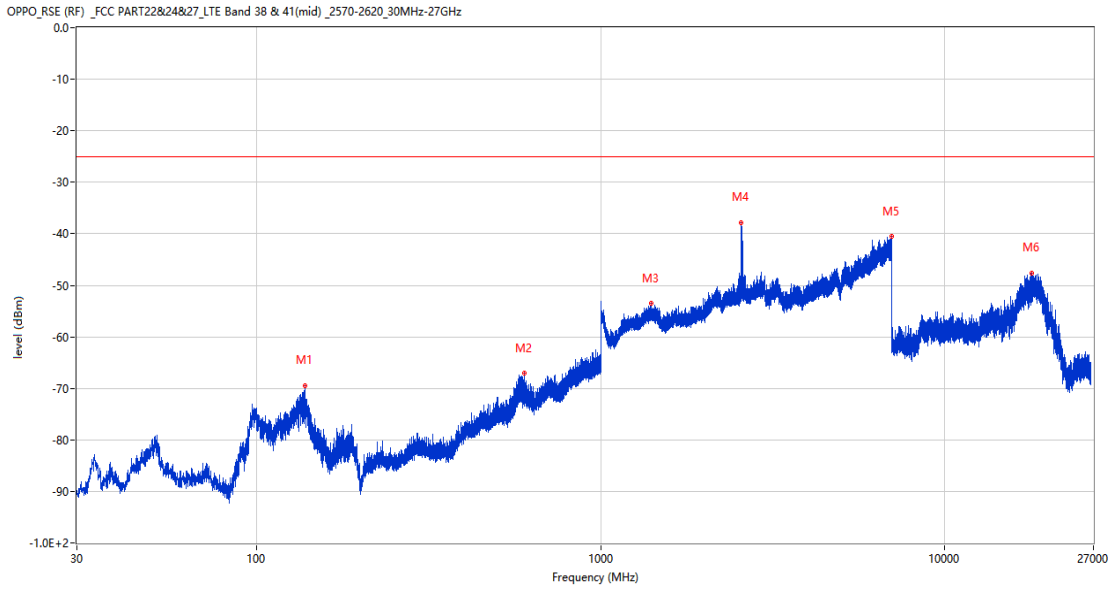
## 18.4 LTE Band 41 BW20, Middle Channel

RSE-H&H LTE Band 41 BW20 CH40620



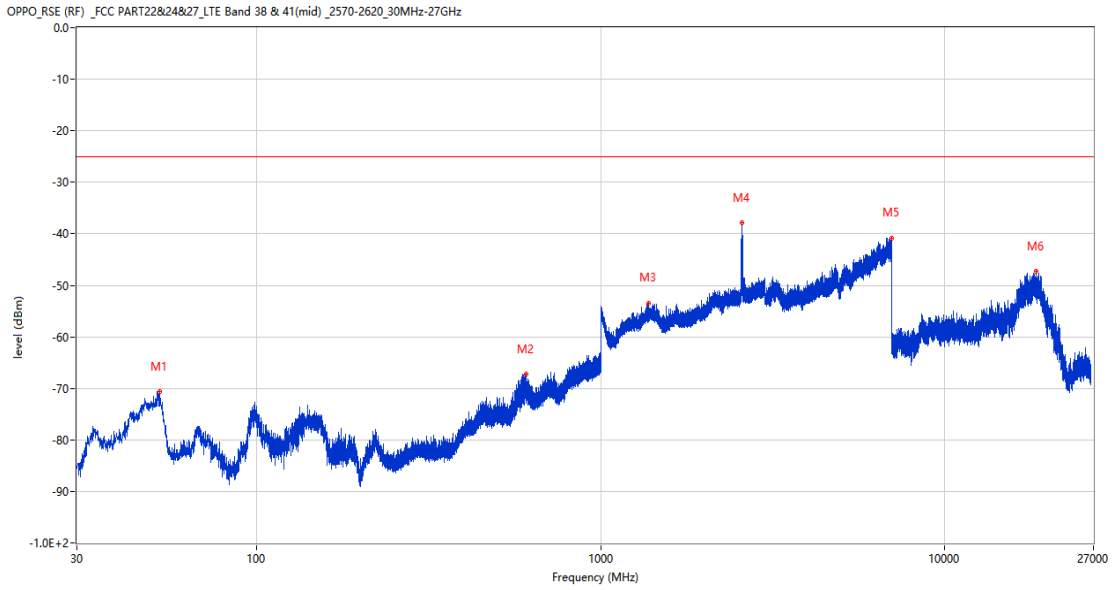
| Frequency (MHz) | Result (dBm) | Factor (dB) | PK Limit (dBm) | Over Limit (dB) | Table (o) | ANT        | EUT        | Verdict |
|-----------------|--------------|-------------|----------------|-----------------|-----------|------------|------------|---------|
| 134.469         | -68.37       | -16.43      | -25.0          | -43.37          | 297.00    | Horizontal | Horizontal | Pass    |
| 593.473         | -65.62       | -3.26       | -25.0          | -40.62          | 146.00    | Horizontal | Horizontal | Pass    |
| 1394.100        | -53.22       | -1.78       | -25.0          | -28.22          | 61.00     | Horizontal | Horizontal | Pass    |
| 2561.200        | -36.09       | 4.48        | -25.0          | -11.09          | 259.00    | Horizontal | Horizontal | N/A     |
| 6882.800        | -40.27       | 12.28       | -25.0          | -15.27          | 12.00     | Horizontal | Horizontal | Pass    |
| 18251.600       | -47.68       | 10.20       | -25.0          | -22.68          | 11.00     | Horizontal | Horizontal | Pass    |

RSE-H&V LTE Band 41 BW20 CH40620



| Frequency (MHz) | Result (dBm) | Factor (dB) | PK Limit (dBm) | Over Limit (dB) | Table (o) | ANT        | EUT      | Verdict |
|-----------------|--------------|-------------|----------------|-----------------|-----------|------------|----------|---------|
| 138.058         | -69.44       | -15.90      | -25.0          | -44.44          | 275.00    | Horizontal | Vertical | Pass    |
| 599.826         | -67.03       | -2.56       | -25.0          | -42.03          | 139.00    | Horizontal | Vertical | Pass    |
| 1400.800        | -53.55       | -1.72       | -25.0          | -28.55          | 62.00     | Horizontal | Vertical | Pass    |
| 2560.200        | -37.80       | 3.86        | -25.0          | -12.80          | 0.00      | Horizontal | Vertical | N/A     |
| 6991.800        | -40.49       | 13.92       | -25.0          | -15.49          | 354.00    | Horizontal | Vertical | Pass    |
| 17845.912       | -47.55       | 10.45       | -25.0          | -22.55          | 181.00    | Horizontal | Vertical | Pass    |

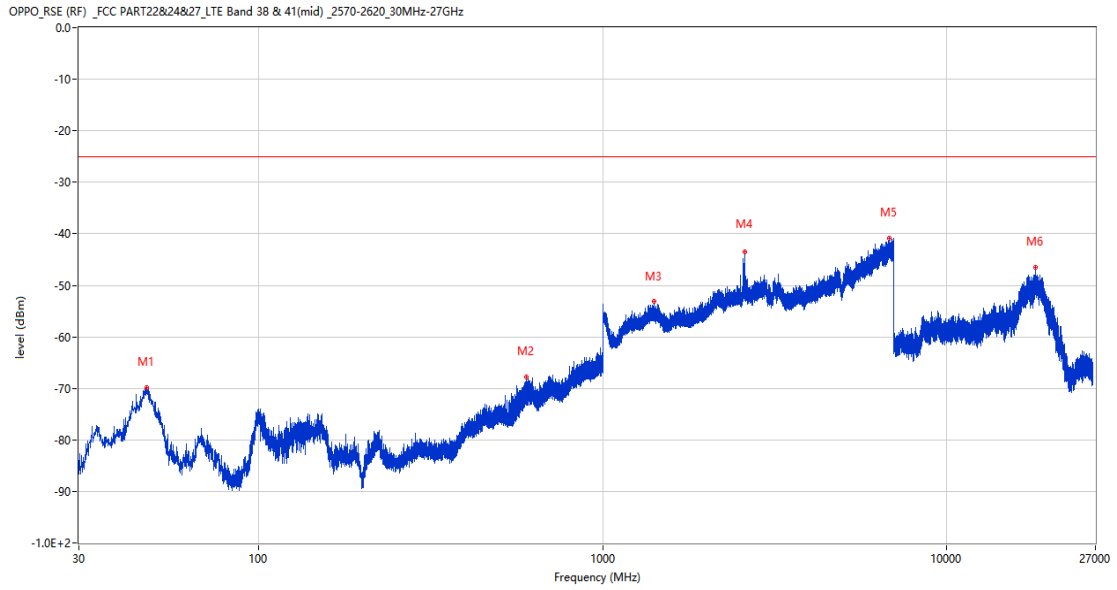
RSE-V&V LTE Band 41 BW20 CH40620



| Frequency (MHz) | Result (dBm) | Factor (dB) | PK Limit (dBm) | Over Limit (dB) | Table (o) | ANT      | EUT      | Verdict |
|-----------------|--------------|-------------|----------------|-----------------|-----------|----------|----------|---------|
| 52.213          | -70.67       | -14.74      | -25.0          | -45.67          | 65.00     | Vertical | Vertical | Pass    |
| 604.968         | -67.31       | -2.54       | -25.0          | -42.31          | 135.00    | Vertical | Vertical | Pass    |
| 1371.800        | -53.56       | -1.96       | -25.0          | -28.56          | 226.00    | Vertical | Vertical | Pass    |
| 2563.300        | -37.90       | 6.00        | -25.0          | -12.90          | 272.00    | Vertical | Vertical | N/A     |
| 6991.000        | -40.95       | 13.89       | -25.0          | -15.95          | 124.00    | Vertical | Vertical | Pass    |
| 18407.150       | -47.34       | 9.89        | -25.0          | -22.34          | 42.00     | Vertical | Vertical | Pass    |



RSE-V&H LTE Band 41 BW20 CH40620



| Frequency (MHz) | Result (dBm) | Factor (dB) | PK Limit (dBm) | Over Limit (dB) | Table (o) | ANT      | EUT        | Verdict |
|-----------------|--------------|-------------|----------------|-----------------|-----------|----------|------------|---------|
| 47.120          | -69.93       | -16.12      | -25.0          | -44.93          | 0.00      | Vertical | Horizontal | Pass    |
| 600.457         | -67.89       | -2.54       | -25.0          | -42.89          | 162.00    | Vertical | Horizontal | Pass    |
| 1408.300        | -53.12       | -1.84       | -25.0          | -28.12          | 325.00    | Vertical | Horizontal | Pass    |
| 2584.200        | -43.58       | 5.14        | -25.0          | -18.58          | 240.00    | Vertical | Horizontal | N/A     |
| 6790.800        | -40.80       | 12.89       | -25.0          | -15.80          | 78.00     | Vertical | Horizontal | Pass    |
| 18078.200       | -46.59       | 10.55       | -25.0          | -21.59          | 125.00    | Vertical | Horizontal | Pass    |

END