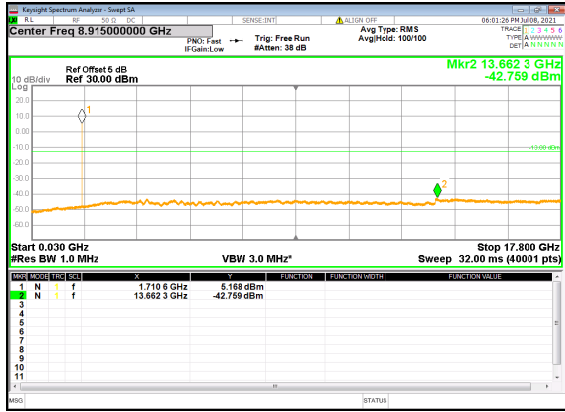
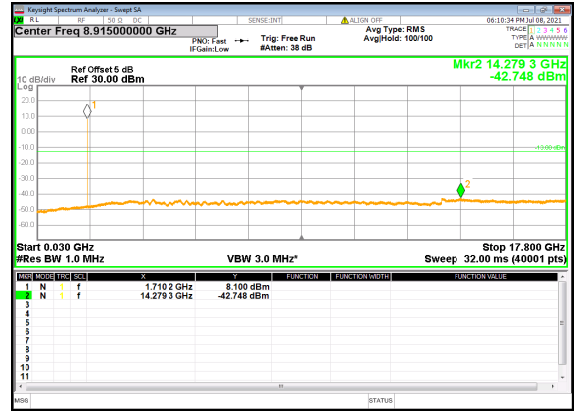




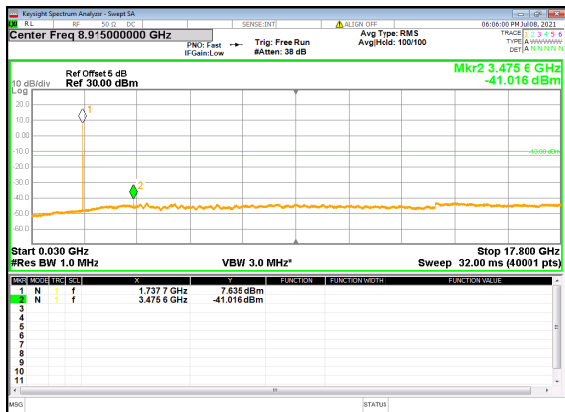
N66(15M)\_DFT-s-OFDM\_BPSK\_Edge\_1RB\_Left\_Low\_CH



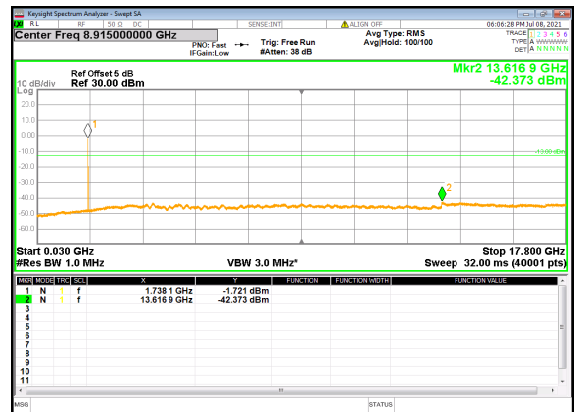
N66(15M)\_DFT-s-OFDM\_QPSK\_Edge\_1RB\_Left\_Low\_CH



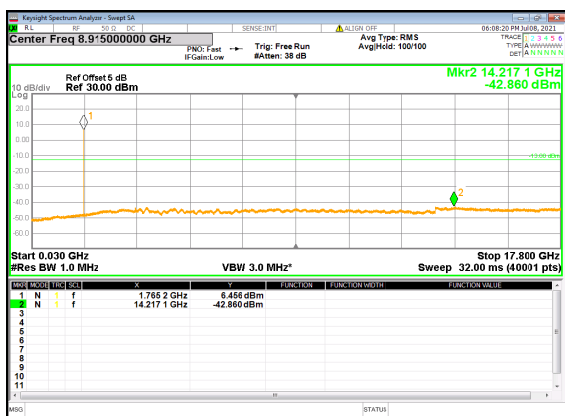
N66(15M)\_DFT-s-OFDM\_BPSK\_Edge\_1RB\_Left\_Mid\_CH



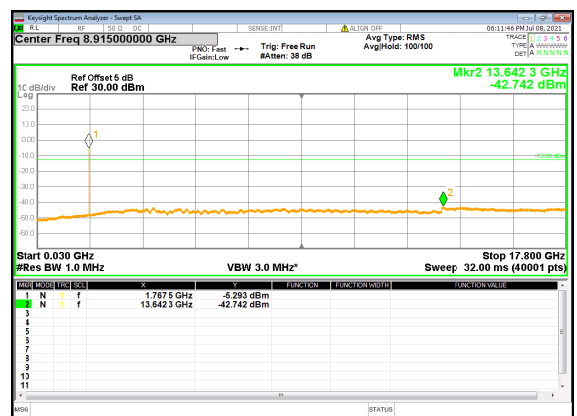
N66(15M)\_DFT-s-OFDM\_QPSK\_Edge\_1RB\_Left\_Mid\_CH



N66(15M)\_DFT-s-OFDM\_BPSK\_Edge\_1RB\_Left\_High\_CH

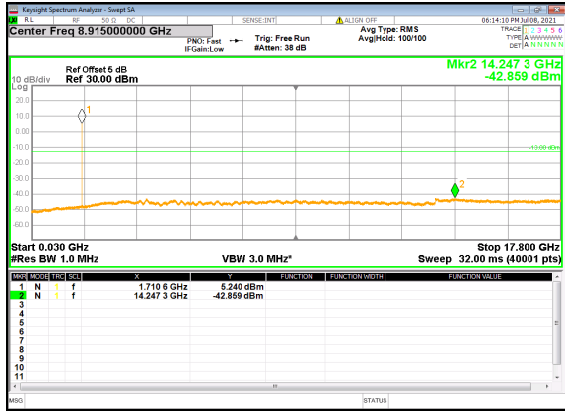


N66(15M)\_DFT-s-OFDM\_QPSK\_Edge\_1RB\_Left\_High\_CH

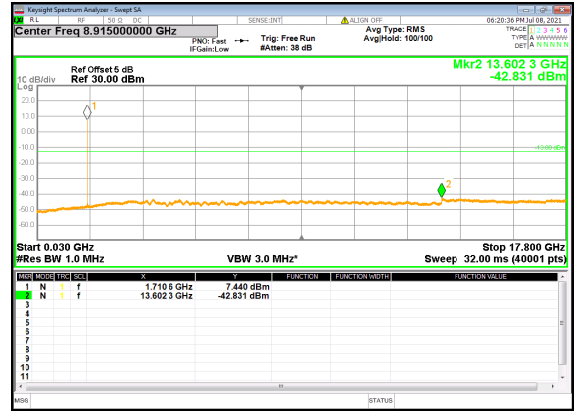




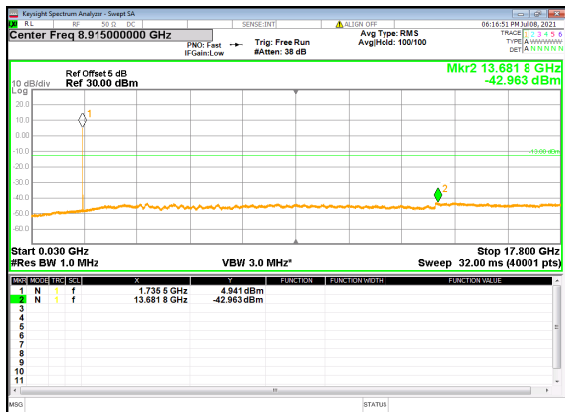
N66(20M)\_DFT-s-OFDM\_BPSK\_Edge\_1RB\_Left\_Low\_CH



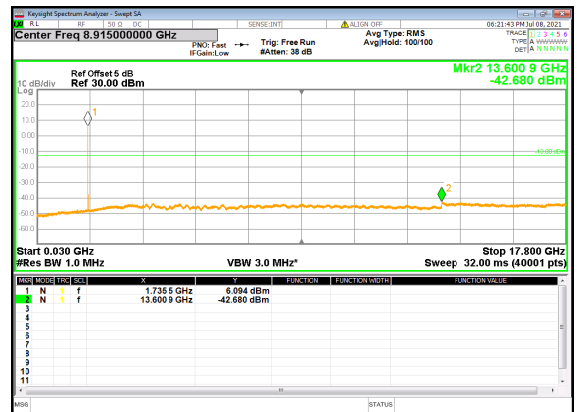
N66(20M)\_DFT-s-OFDM\_QPSK\_Edge\_1RB\_Left\_Low\_CH



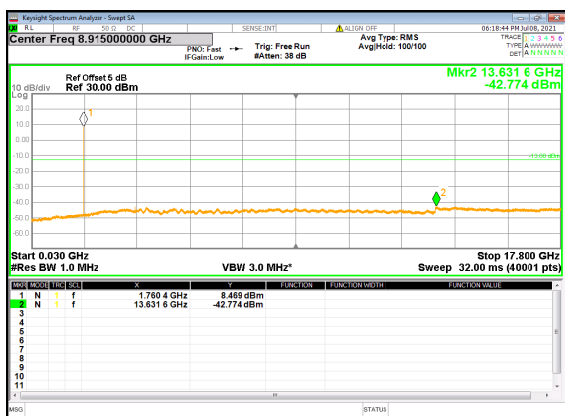
N66(20M)\_DFT-s-OFDM\_BPSK\_Edge\_1RB\_Left\_Mid\_CH



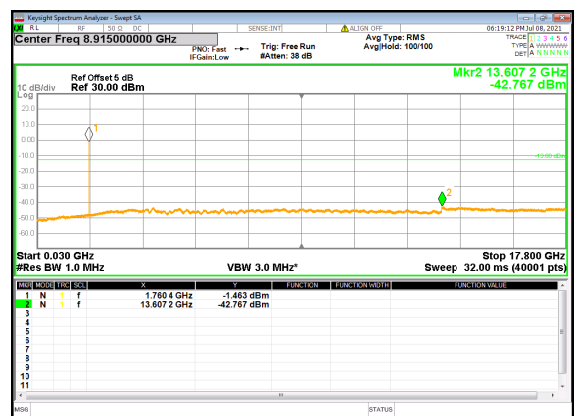
N66(20M)\_DFT-s-OFDM\_QPSK\_Edge\_1RB\_Left\_Mid\_CH



N66(20M)\_DFT-s-OFDM\_BPSK\_Edge\_1RB\_Left\_High\_CH



N66(20M)\_DFT-s-OFDM\_QPSK\_Edge\_1RB\_Left\_High\_CH





REPORT No.: SZ21040341W12



## 2.6. Band Edge

### 2.6.1. Requirement

According to FCC section 22.917(a), the power of any emission outside of the authorized operating frequency ranges must be attenuated below the transmitting power (P) by a factor of at least  $43 + 10 \log(P)$  dB.

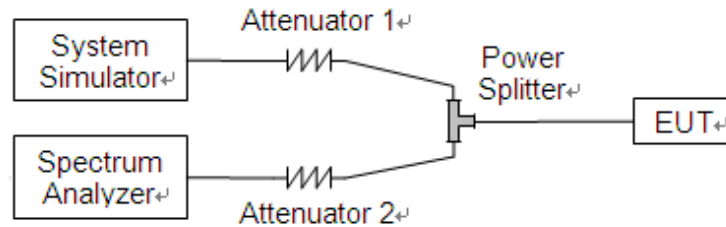
N7, 38, 41

According to FCC section 27.53(m) (4), for mobile digital stations, the attenuation factor shall be not less than  $40 + 10 \log(P)$  dB on all frequencies between the channel edge and 5 megahertz from the channel edge,  $43 + 10 \log(P)$  dB on all frequencies between 5 megahertz and X megahertz from the channel edge, and  $55 + 10 \log(P)$  dB on all frequencies more than X megahertz from the channel edge, where X is the greater of 6 megahertz or the actual emission bandwidth as defined in paragraph (m)(6) of this section. In addition, the attenuation factor shall not be less than  $43 + 10 \log(P)$  dB on all frequencies between 2490.5 MHz and 2496 MHz and  $55 + 10 \log(P)$  dB at or below 2490.5 MHz. Mobile Satellite Service licensees operating on frequencies below 2495 MHz may also submit a documented interference complaint against BRS licensees operating on channel BRS Channel 1 on the same terms and conditions as adjacent channel BRS or EBS licensees.

N66

According to FCC section 27.53(h), for operations in the 1710–1755MHz bands, the power of any emission outside a licensee's frequency block shall be attenuated below the transmitter power (P) by at least  $43 + 10 \log_{10}(P)$  dB a 1MHz bandwidth. However, in the 1 MHz bands immediately outside and adjacent to the licensee's frequency block, a resolution bandwidth of at least one percent of the emission bandwidth of the fundamental emission of the transmitter may be employed.

### 2.6.2. Test Description



The EUT is coupled to the Spectrum Analyzer (SA) and the System Simulator (SS) with Attenuators through the Power Splitter; the RF load attached to the EUT antenna terminal is 50 Ohm; the path loss as the factor is calibrated to correct the reading. The EUT is commanded by the SS to operate at the maximum output power. A call is established between the EUT and the SS.

### 2.6.3. Test procedure

KDB 971168 D01v03 Section 6.0 and ANSI/TIA-603-E-2016.



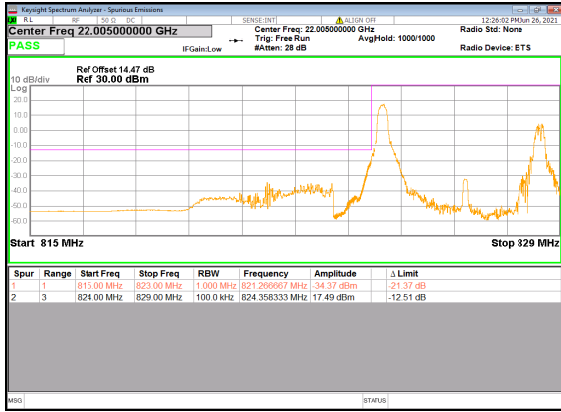
REPORT No.: SZ21040341W12

#### 2.6.4. Test Result

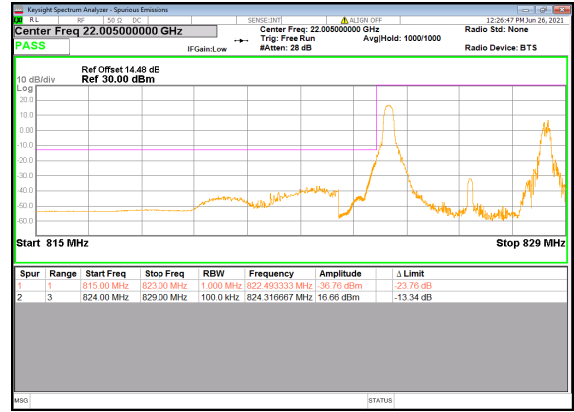
The center frequency of spectrum is the band edge frequency and span is 2MHz, Record the max trace into the test report.



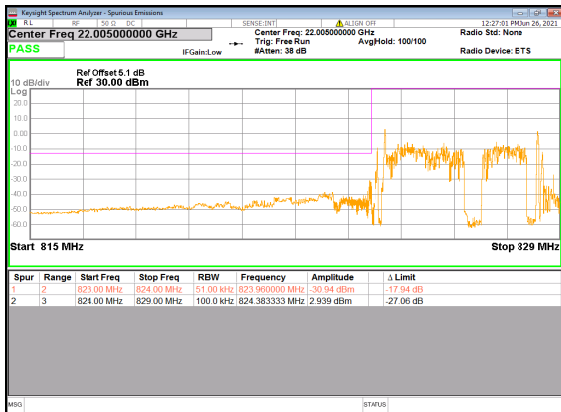
N5(5M)\_DFT-s-OFDM\_BPSK\_Edge\_1RB\_Left\_Low\_CH



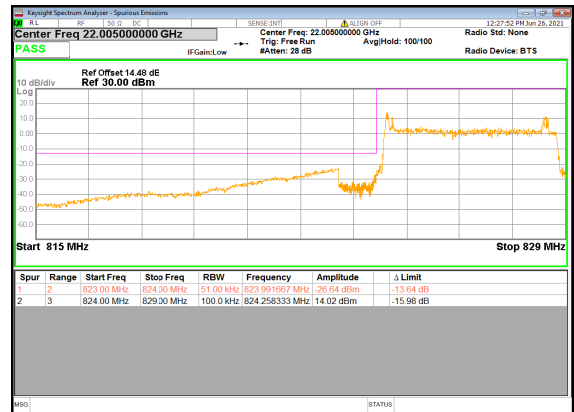
N5(5M)\_DFT-s-OFDM\_QPSK\_Edge\_1RB\_Left\_Low\_CH



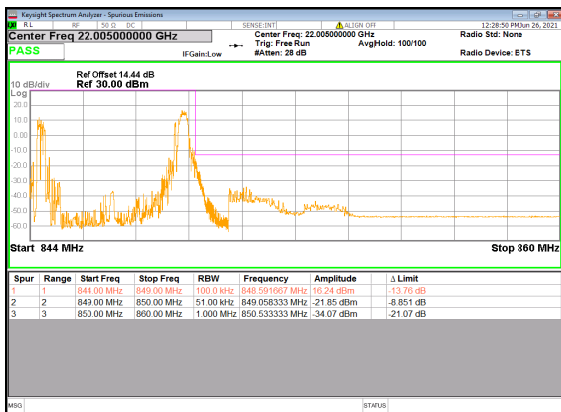
N5(5M)\_DFT-s-OFDM\_BPSK\_Outer\_Full\_Low\_CH



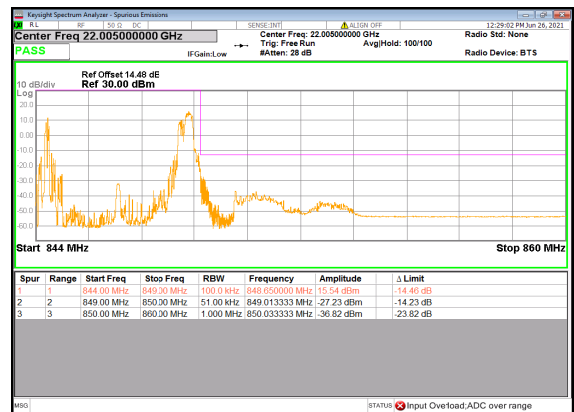
N5(5M)\_DFT-s-OFDM\_QPSK\_Outer\_Full\_Low\_CH



N5(5M)\_DFT-s-OFDM\_BPSK\_Edge\_1RB\_Right\_High\_CH

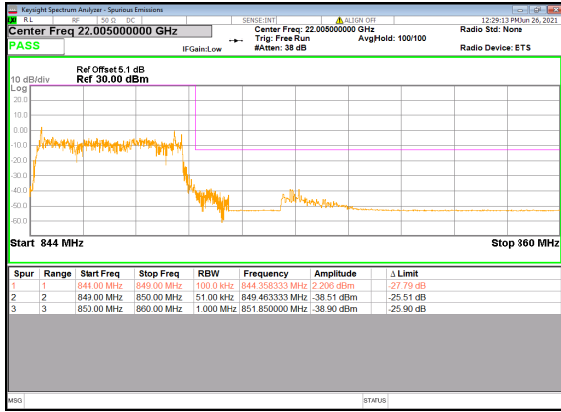


N5(5M)\_DFT-s-OFDM\_QPSK\_Edge\_1RB\_Right\_High\_CH

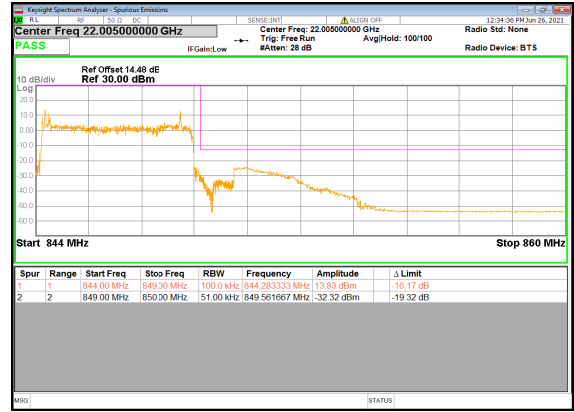




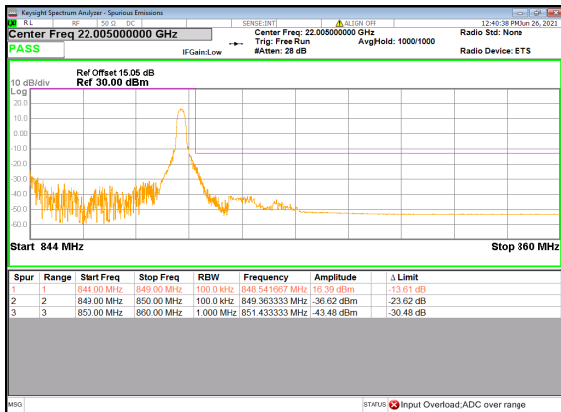
N5(5M)\_DFT-s-OFDM\_BPSK\_Outer\_Full\_High\_CH



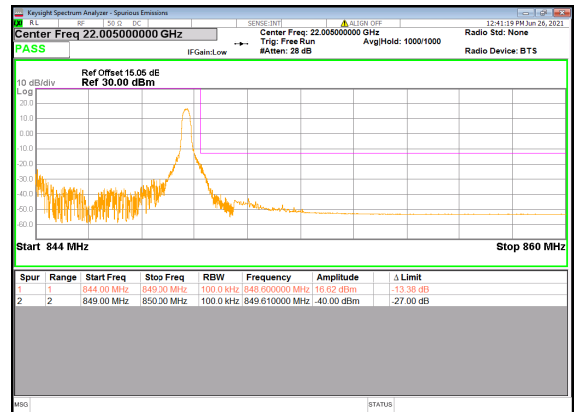
N5(5M)\_DFT-s-OFDM\_QPSK\_Outer\_Full\_High\_CH



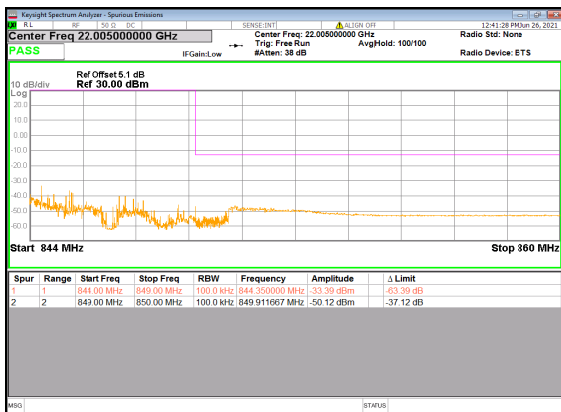
N5(10M)\_DFT-s-OFDM\_BPSK\_Edge\_1RB\_Right\_High\_CH



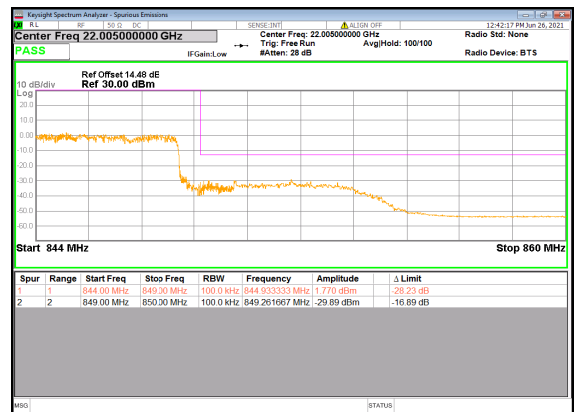
N5(10M)\_DFT-s-OFDM\_QPSK\_Edge\_1RB\_Right\_High\_CH



N5(10M)\_DFT-s-OFDM\_BPSK\_Outer\_Full\_High\_CH



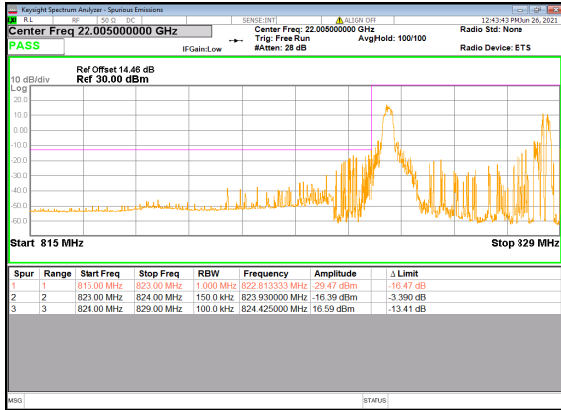
N5(10M)\_DFT-s-OFDM\_QPSK\_Outer\_Full\_High\_CH



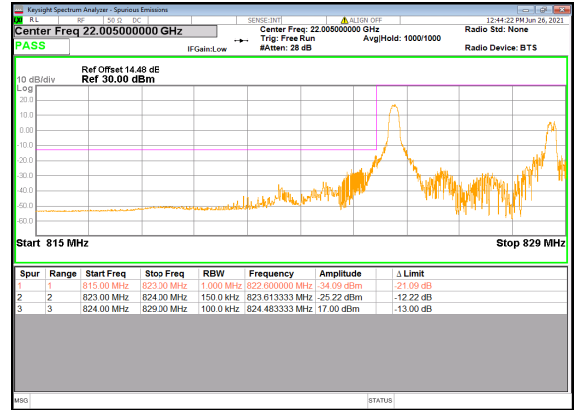




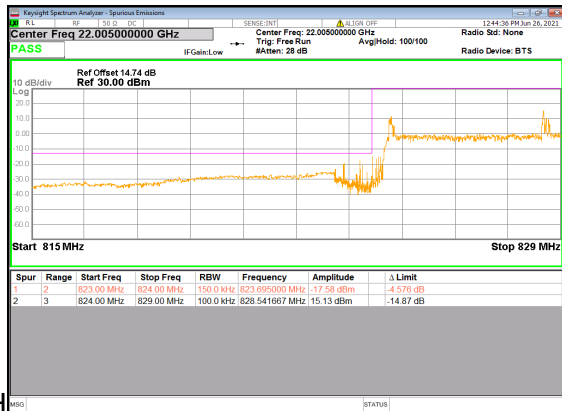
N5(15M)\_DFT-s-OFDM\_BPSK\_Edge\_1RB\_Left  
\_Low\_CH



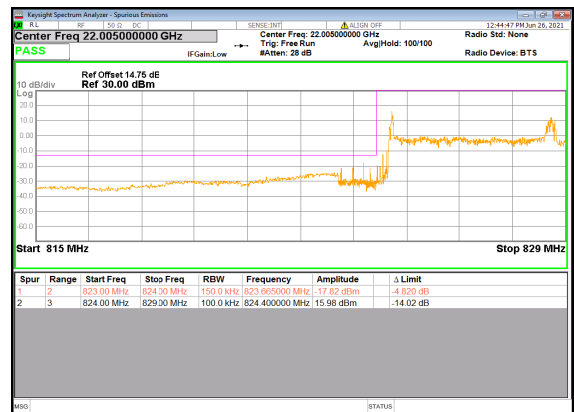
N5(15M)\_DFT-s-OFDM\_QPSK\_Edge\_1RB\_Le  
ft\_Low\_CH



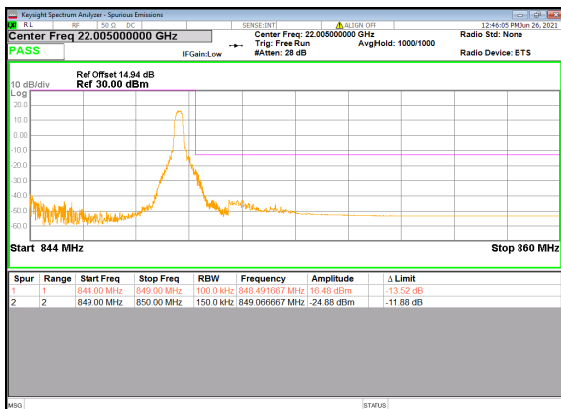
N5(15M)\_DFT-s-OFDM\_BPSK\_Outer\_Full\_Low



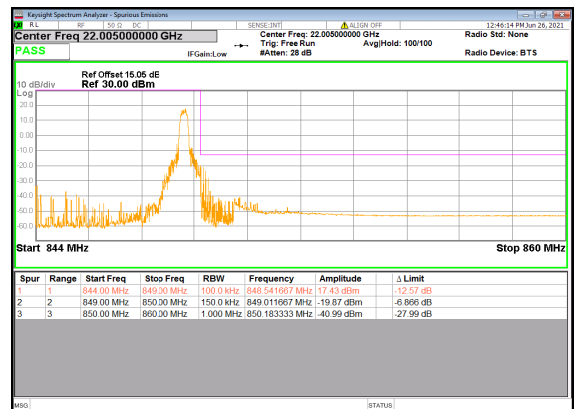
N5(15M)\_DFT-s-OFDM\_QPSK\_Outer\_Full\_Lo  
w\_CH



N5(15M)\_DFT-s-OFDM\_BPSK\_Edge\_1RB\_Rig  
ht\_High\_CH

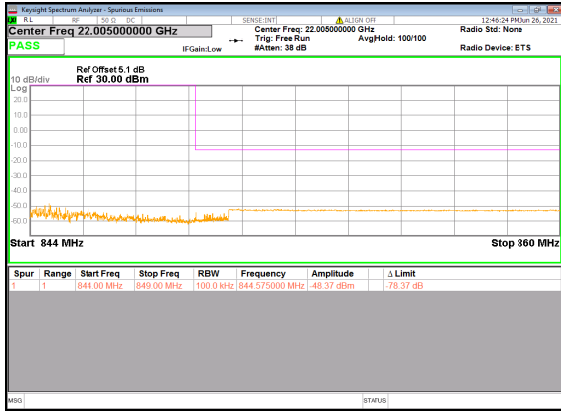


N5(15M)\_DFT-s-OFDM\_QPSK\_Edge\_1RB\_Ri  
ght\_High\_CH

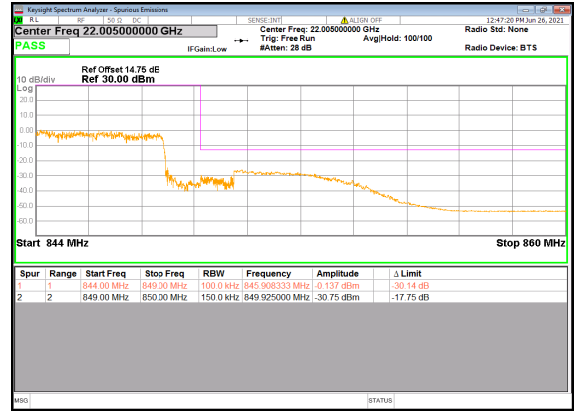




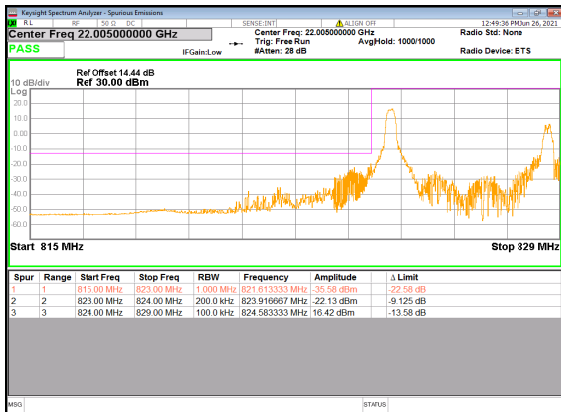
N5(15M)\_DFT-s-OFDM\_BPSK\_Outer\_Full\_High\_CH



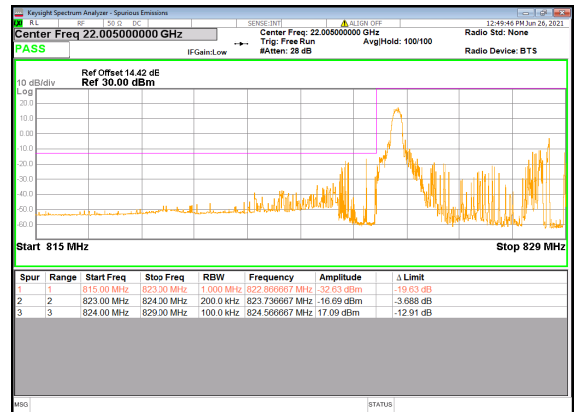
N5(15M)\_DFT-s-OFDM\_QPSK\_Outer\_Full\_High\_CH



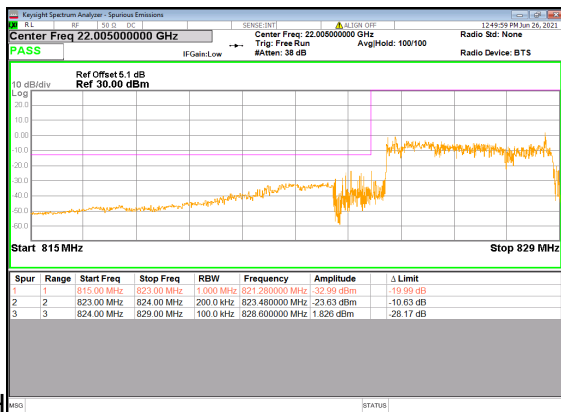
N5(20M)\_DFT-s-OFDM\_BPSK\_Edge\_1RB\_Left\_Low\_CH



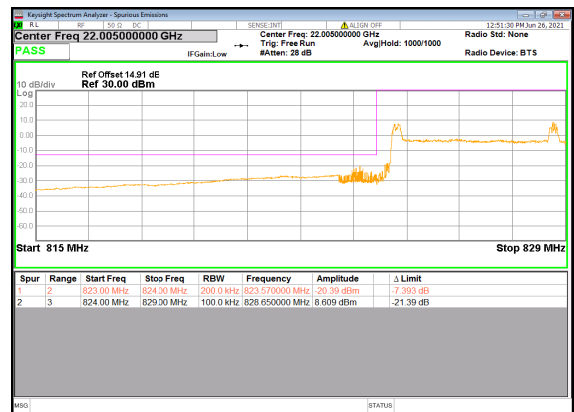
N5(20M)\_DFT-s-OFDM\_QPSK\_Edge\_1RB\_Left\_Low\_CH



N5(20M)\_DFT-s-OFDM\_BPSK\_Outer\_Full\_Low\_CH

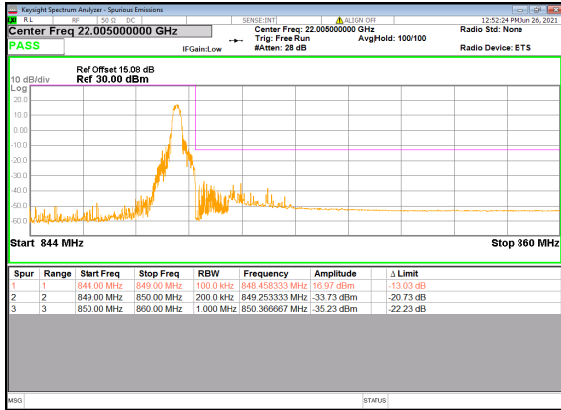


N5(20M)\_DFT-s-OFDM\_QPSK\_Outer\_Full\_Low\_CH

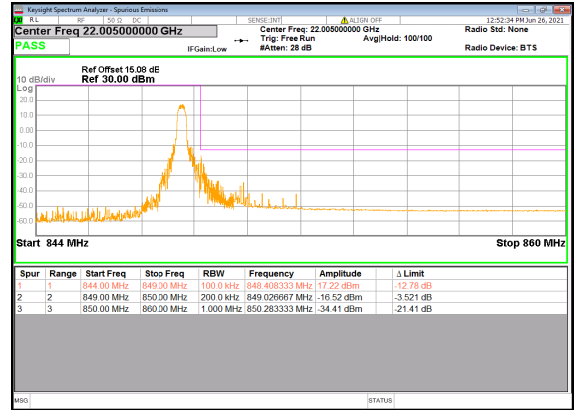




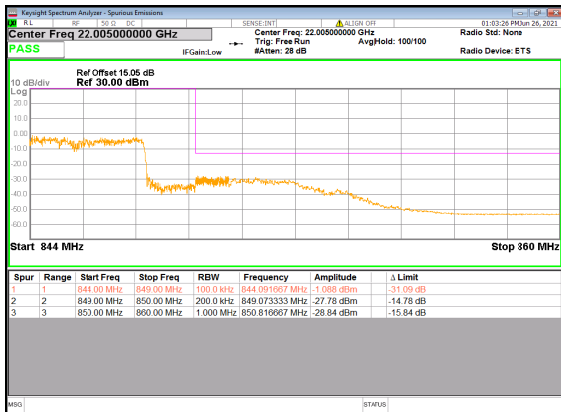
N5(20M)\_DFT-s-OFDM\_BPSK\_Edge\_1RB\_Rig  
ht\_High\_CH



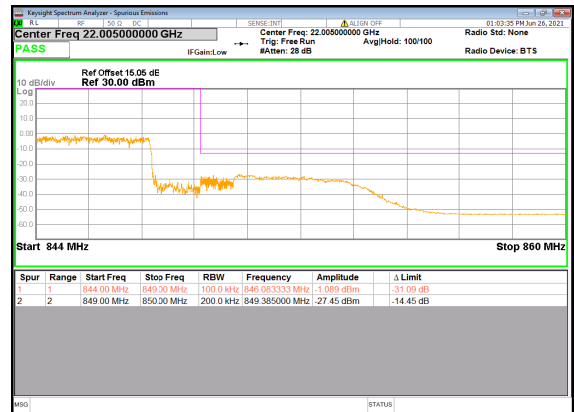
N5(20M)\_DFT-s-OFDM\_QPSK\_Edge\_1RB\_Ri  
ght\_High\_CH



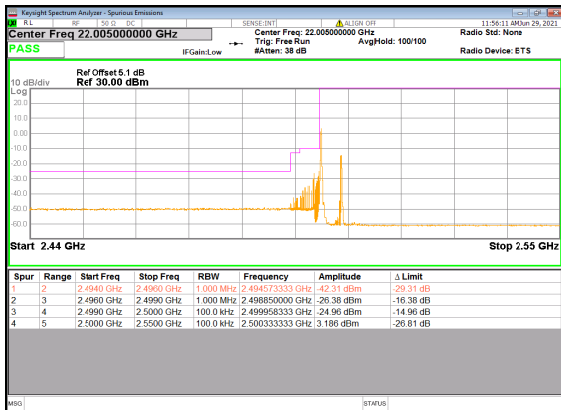
N5(20M)\_DFT-s-OFDM\_BPSK\_Edge\_FULL\_Ri  
ght\_High\_CH



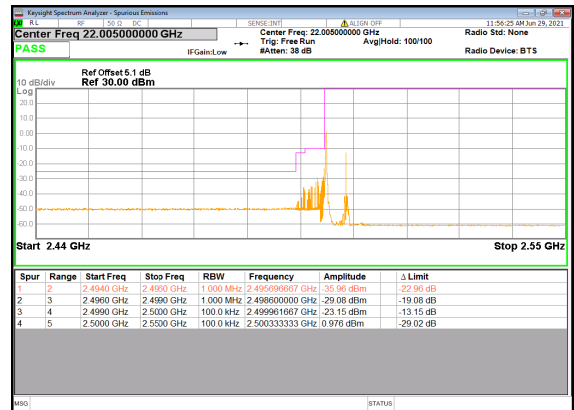
N5(20M)\_DFT-s-OFDM\_QPSK\_Edge\_FULL\_R  
ight\_High\_CH



N7(5M)\_DFT-s-OFDM\_BPSK\_Edge\_1RB\_Left\_  
Low\_CH

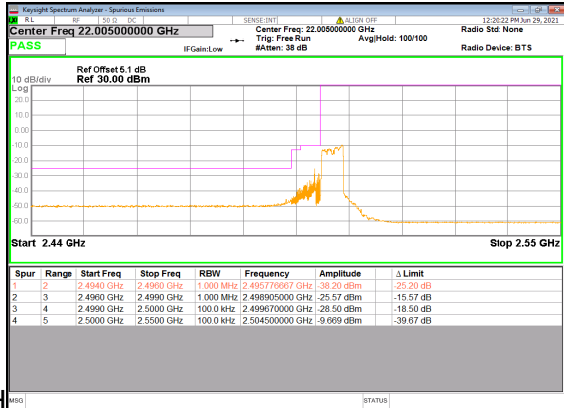


N7(5M)\_DFT-s-OFDM\_QPSK\_Edge\_1RB\_Left\_  
\_Low\_CH



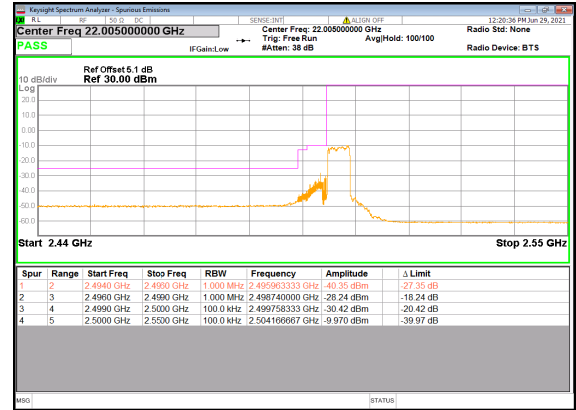


N7(5M)\_DFT-s-OFDM\_BPSK\_Outer\_Full\_Low

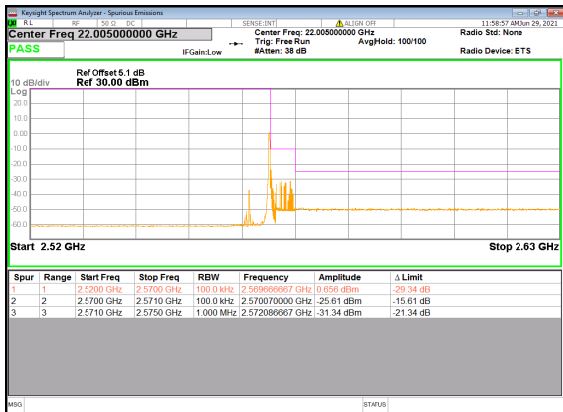


CH

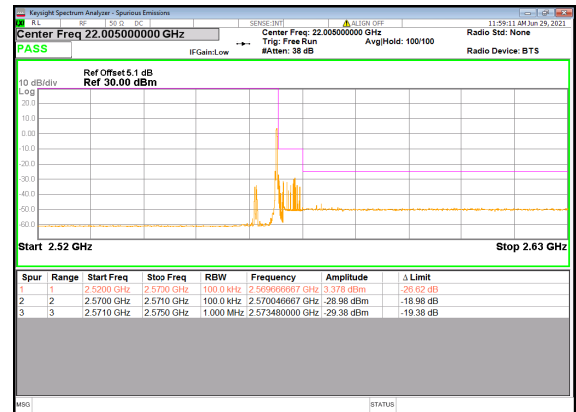
N7(5M)\_DFT-s-OFDM\_QPSK\_Outer\_Full\_Low  
\_CH



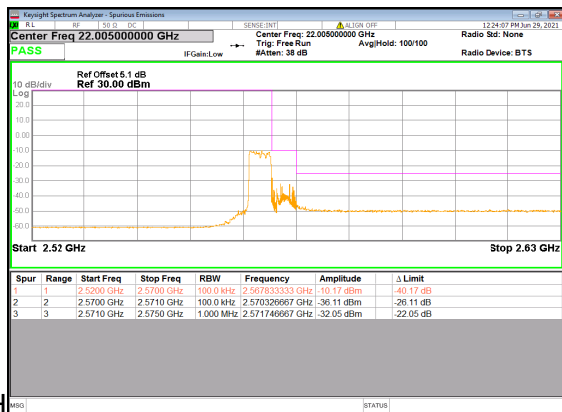
N7(5M)\_DFT-s-OFDM\_BPSK\_Edge\_1RB\_Righ  
t\_High\_CH



N7(5M)\_DFT-s-OFDM\_QPSK\_Edge\_1RB\_Rig  
ht\_High\_CH

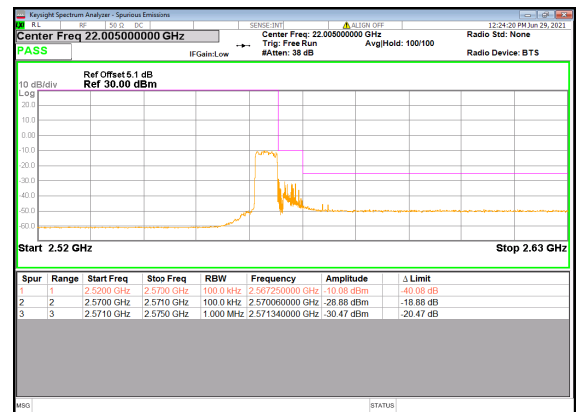


N7(5M)\_DFT-s-OFDM\_BPSK\_Outer\_Full\_High



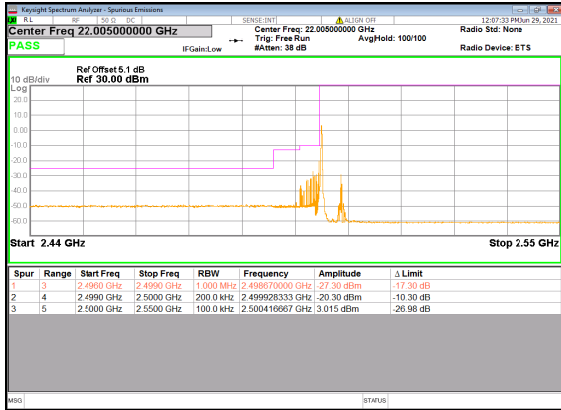
\_CH

N7(5M)\_DFT-s-OFDM\_QPSK\_Outer\_Full\_Hig  
h\_CH

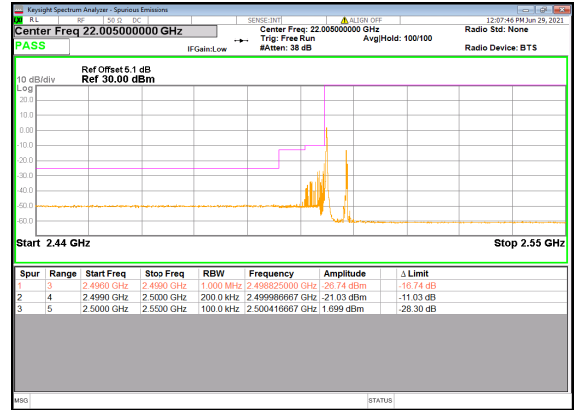




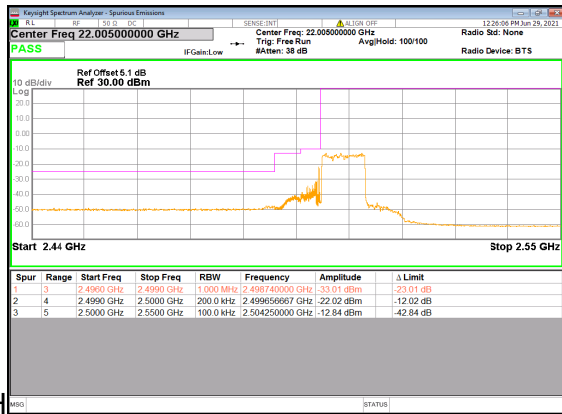
N7(10M)\_DFT-s-OFDM\_BPSK\_Edge\_1RB\_Left  
\_Low\_CH



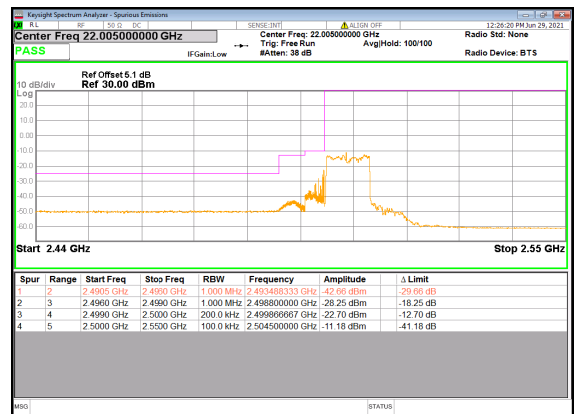
N7(10M)\_DFT-s-OFDM\_QPSK\_Edge\_1RB\_Le  
ft\_Low\_CH



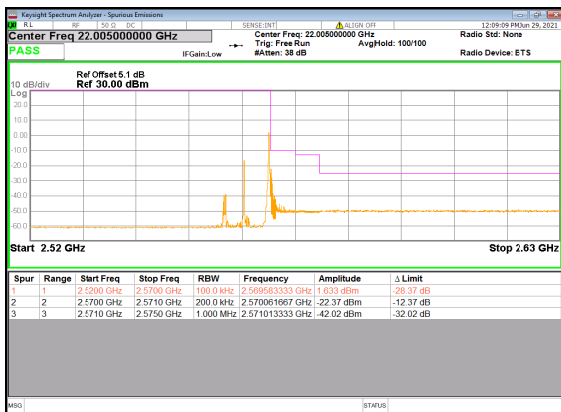
N7(10M)\_DFT-s-OFDM\_BPSK\_Outer\_Full\_Low



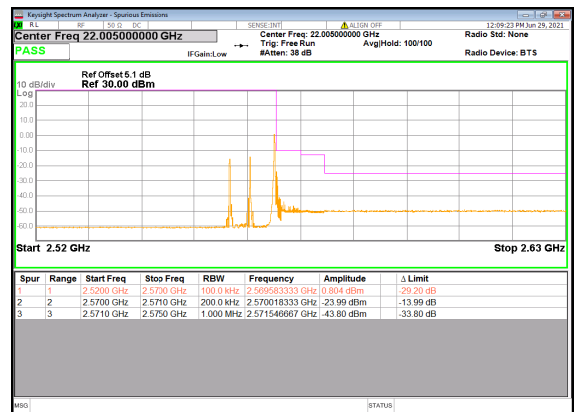
N7(10M)\_DFT-s-OFDM\_QPSK\_Outer\_Full\_Lo  
w\_CH



N7(10M)\_DFT-s-OFDM\_BPSK\_Edge\_1RB\_Rig  
ht\_High\_CH

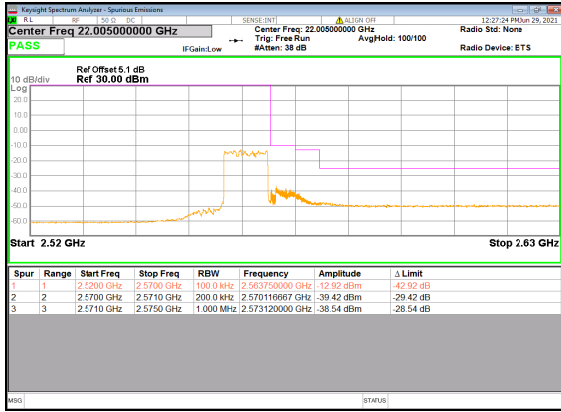


N7(10M)\_DFT-s-OFDM\_QPSK\_Edge\_1RB\_Ri  
ght\_High\_CH

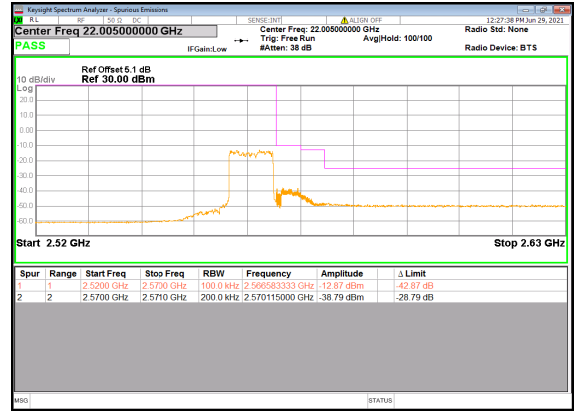




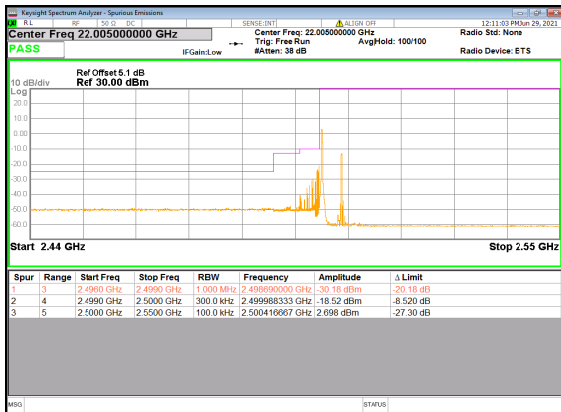
N7(10M)\_DFT-s-OFDM\_BPSK\_Outer\_Full\_High\_CH



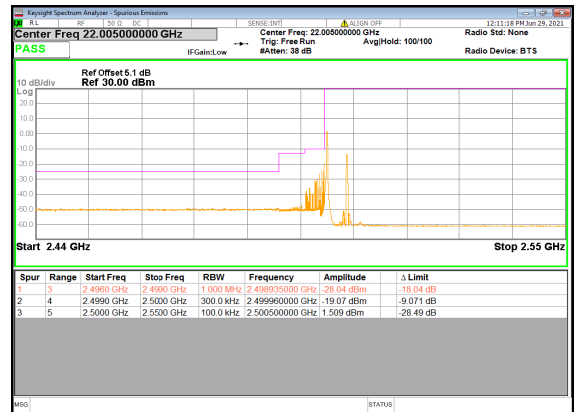
N7(10M)\_DFT-s-OFDM\_QPSK\_Outer\_Full\_High\_CH



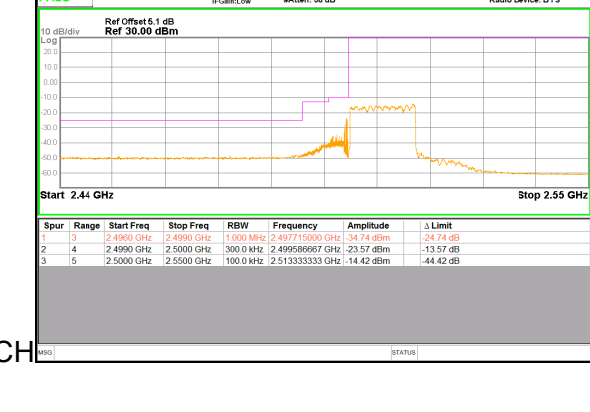
N7(15M)\_DFT-s-OFDM\_BPSK\_Edge\_1RB\_Left\_Low\_CH



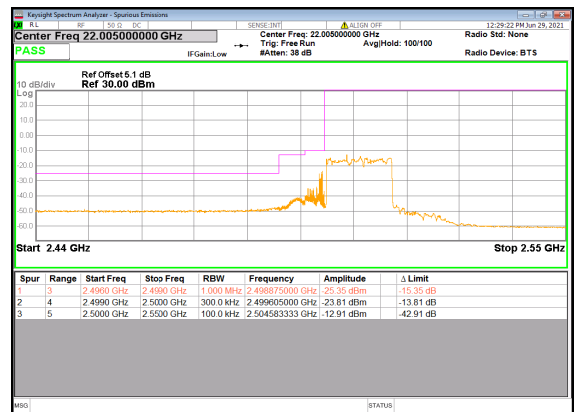
N7(15M)\_DFT-s-OFDM\_QPSK\_Edge\_1RB\_Left\_Low\_CH



N7(15M)\_DFT-s-OFDM\_BPSK\_Outer\_Full\_Low\_CH

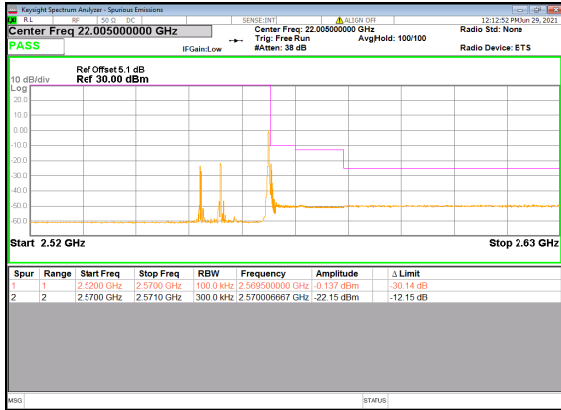


N7(15M)\_DFT-s-OFDM\_QPSK\_Outer\_Full\_Low\_CH

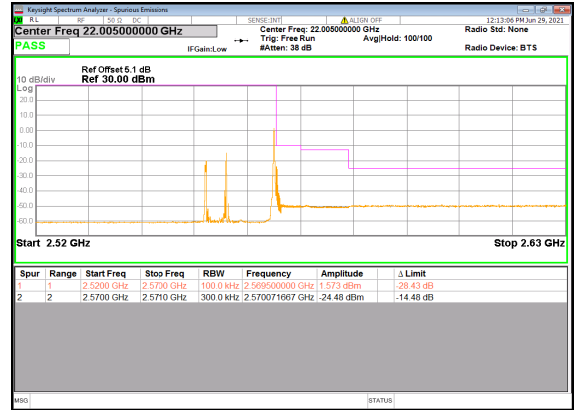




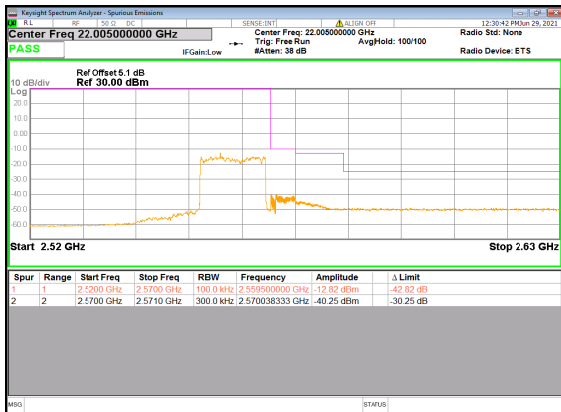
N7(15M)\_DFT-s-OFDM\_BPSK\_Edge\_1RB\_Rig  
ht\_High\_CH



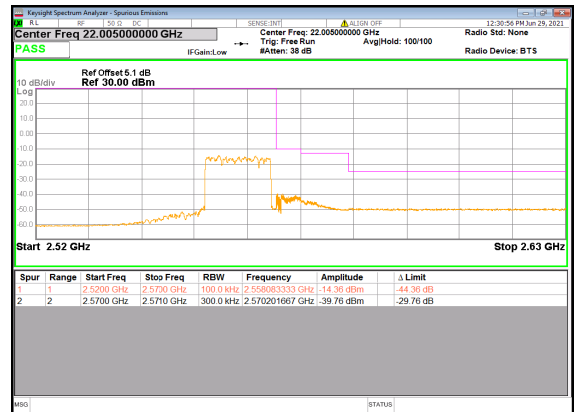
N7(15M)\_DFT-s-OFDM\_QPSK\_Edge\_1RB\_Ri  
ght\_High\_CH



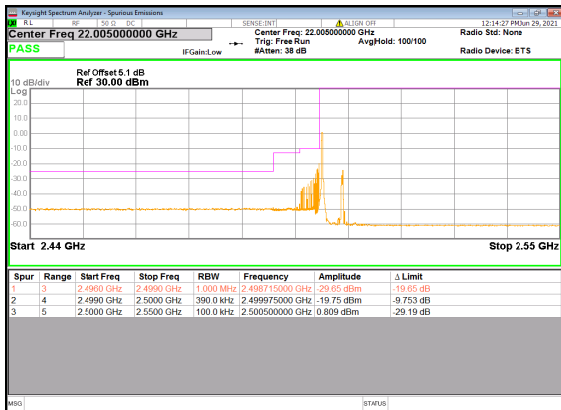
N7(15M)\_DFT-s-OFDM\_BPSK\_Outer\_Full\_Hig  
h\_CH



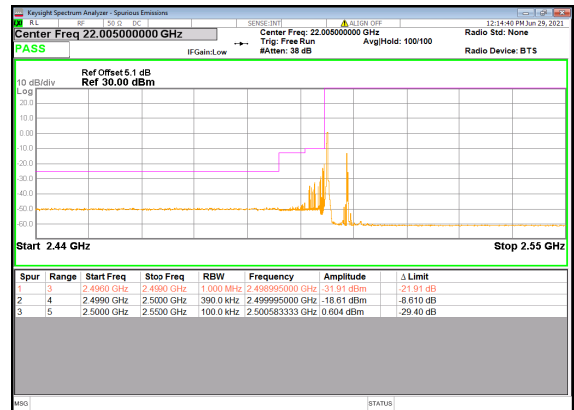
N7(15M)\_DFT-s-OFDM\_QPSK\_Outer\_Full\_Hi  
gh\_CH



N7(20M)\_DFT-s-OFDM\_BPSK\_Edge\_1RB\_Left  
\_Low\_CH

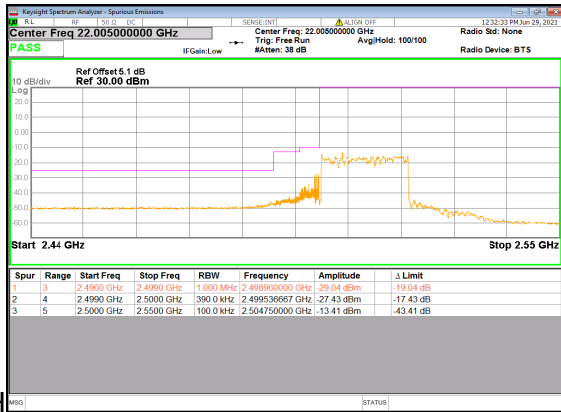


N7(20M)\_DFT-s-OFDM\_QPSK\_Edge\_1RB\_Le  
ft\_Low\_CH



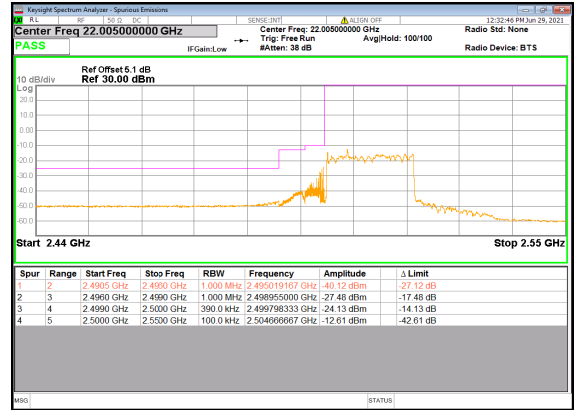


N7(20M)\_DFT-s-OFDM\_BPSK\_Outer\_Full\_Low

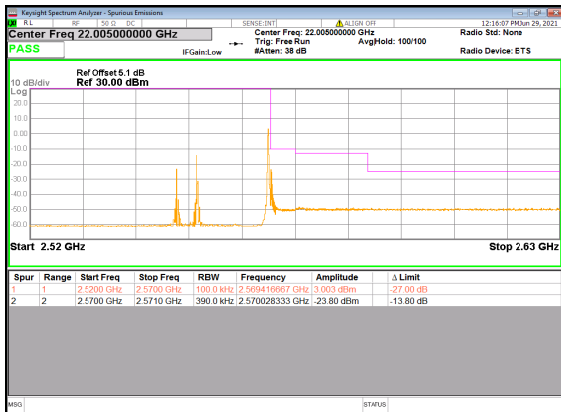


\_CH

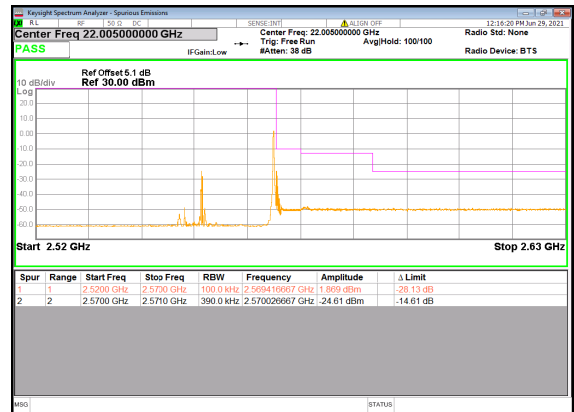
N7(20M)\_DFT-s-OFDM\_QPSK\_Outer\_Full\_Lo  
w\_CH



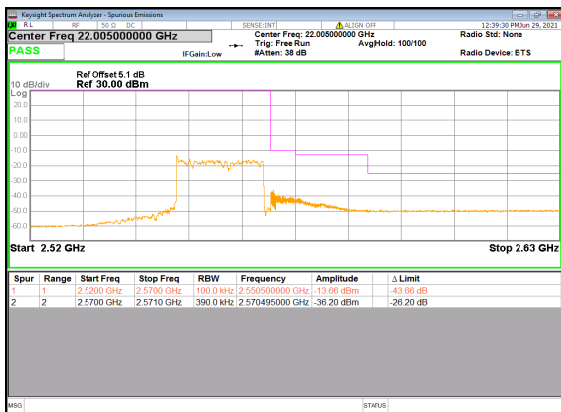
N7(20M)\_DFT-s-OFDM\_BPSK\_Edge\_1RB\_Rig  
ht\_High\_CH



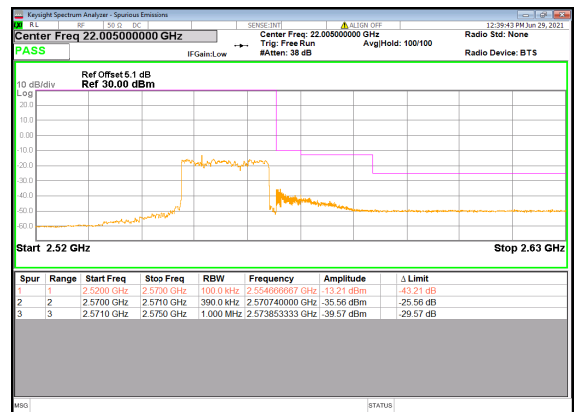
N7(20M)\_DFT-s-OFDM\_QPSK\_Edge\_1RB\_Ri  
ght\_High\_CH



N7(20M)\_DFT-s-OFDM\_BPSK\_Outer\_Full\_Hig  
h\_CH



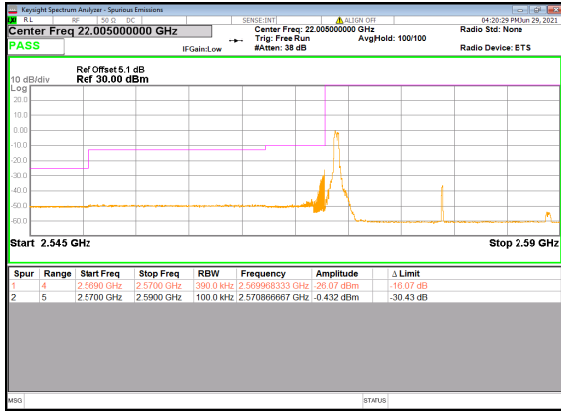
N7(20M)\_DFT-s-OFDM\_QPSK\_Outer\_Full\_Hi  
gh\_CH



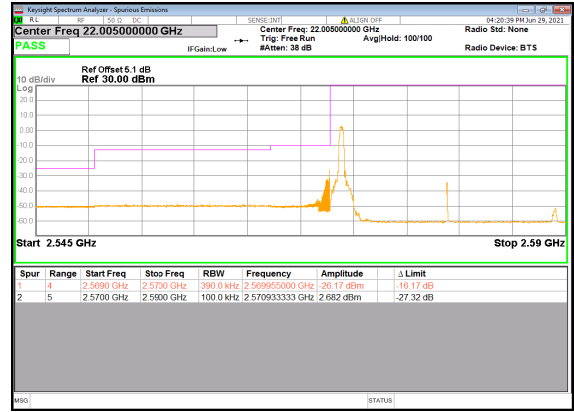




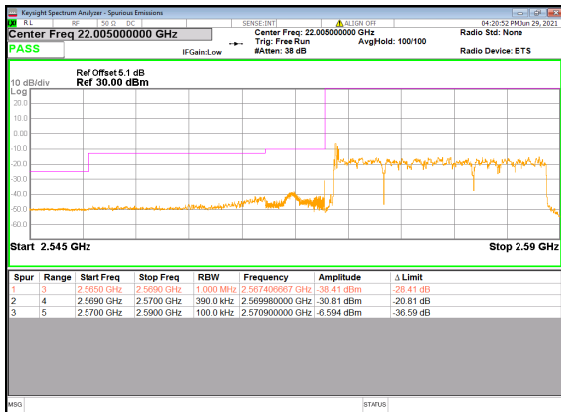
N38(20M)\_DFT-s-OFDM\_BPSK\_Edge\_1RB\_Le  
ft\_Low\_CH



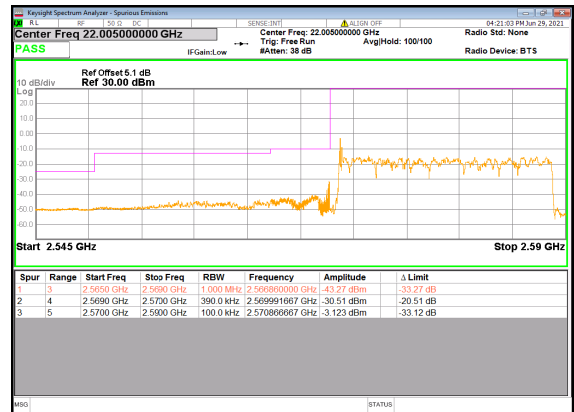
N38(20M)\_DFT-s-OFDM\_QPSK\_Edge\_1RB\_L  
eft\_Low\_CH



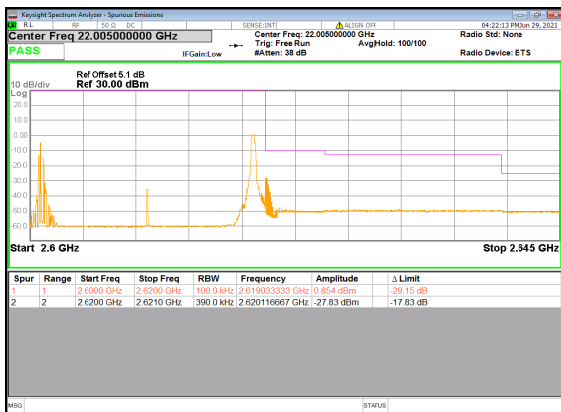
N38(20M)\_DFT-s-OFDM\_BPSK\_Outer\_Full\_Lo  
w\_CH



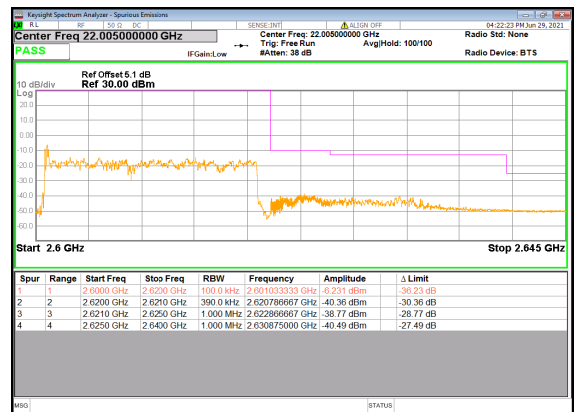
N38(20M)\_DFT-s-OFDM\_QPSK\_Outer\_Full\_L  
ow\_CH



N38(20M)\_DFT-s-OFDM\_QPSK\_Edge\_1RB\_Ri  
ght\_High\_CH

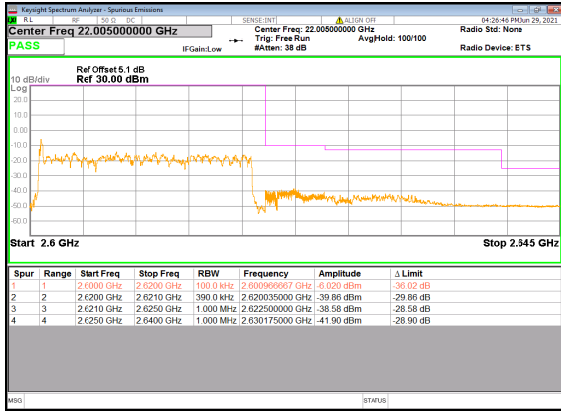


N38(20M)\_DFT-s-OFDM\_BPSK\_Outer\_Full\_Hi  
gh\_CH

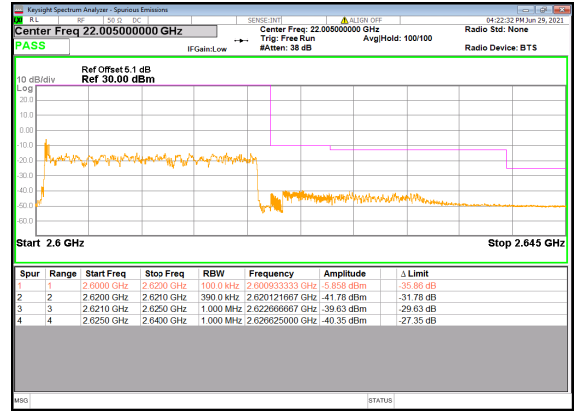




N38(20M)\_DFT-s-OFDM\_BPSK\_Outer\_Full\_High\_CH

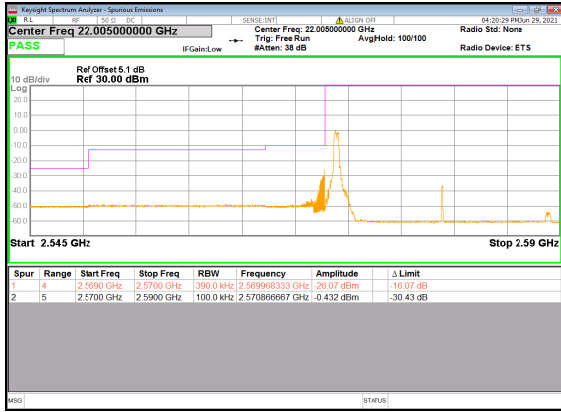


N38(20M)\_DFT-s-OFDM\_QPSK\_Outer\_Full\_High\_CH

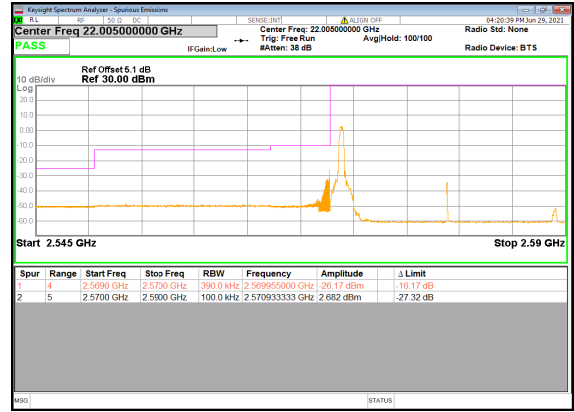




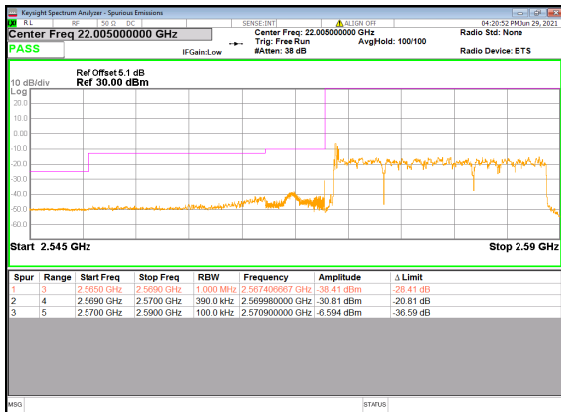
N38(40M)\_DFT-s-OFDM\_BPSK\_Edge\_1RB\_Le  
ft\_Low\_CH



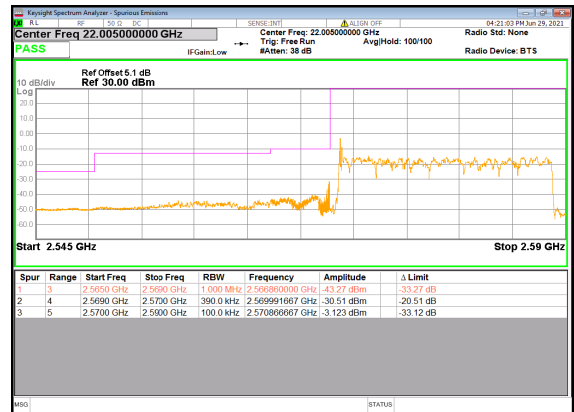
N38(40M)\_DFT-s-OFDM\_QPSK\_Edge\_1RB\_L  
eft\_Low\_CH



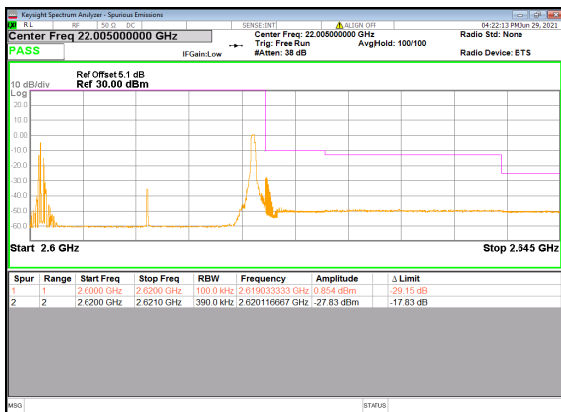
N38(40M)\_DFT-s-OFDM\_BPSK\_Outer\_Full\_Lo  
w\_CH



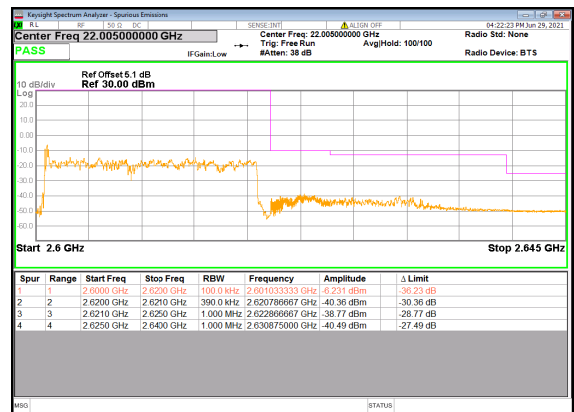
N38(40M)\_DFT-s-OFDM\_QPSK\_Outer\_Full\_L  
ow\_CH



N38(40M)\_DFT-s-OFDM\_QPSK\_Edge\_1RB\_Ri  
ght\_High\_CH

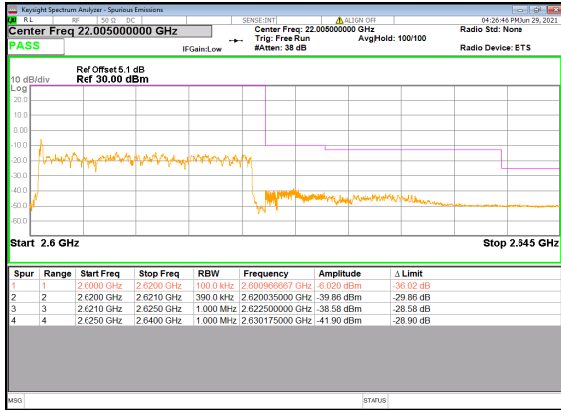


N38(40M)\_DFT-s-OFDM\_BPSK\_Outer\_Full\_Hi  
gh\_CH

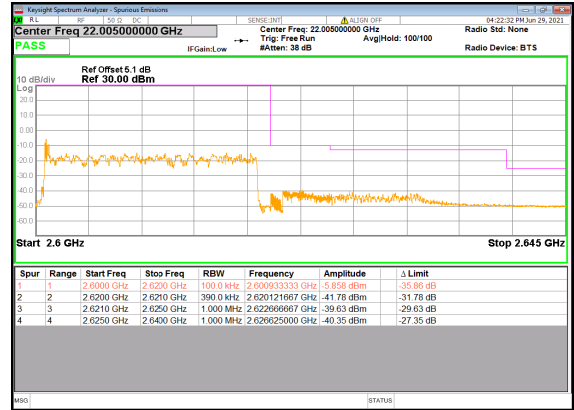




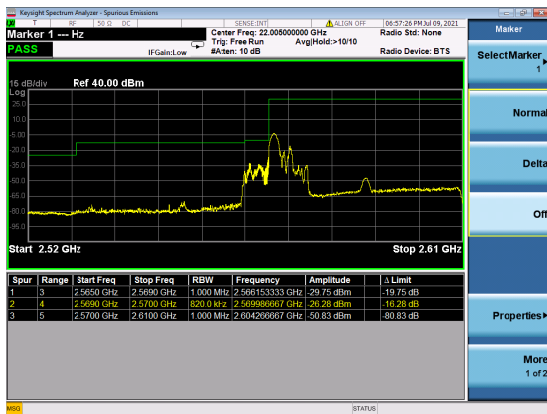
N38(40M)\_DFT-s-OFDM\_BPSK\_Outer\_Full\_High\_CH



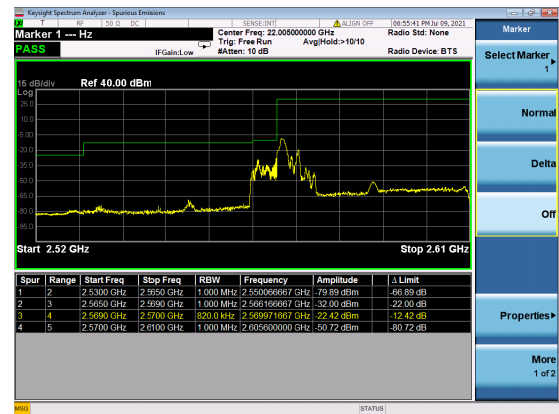
N38(40M)\_DFT-s-OFDM\_QPSK\_Outer\_Full\_High\_CH



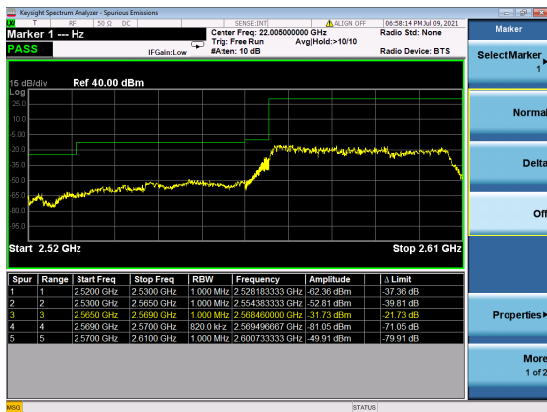
N38(40M)\_DFT-s-OFDM\_BPSK\_Edge\_1RB\_Low\_CH



N38(40M)\_DFT-s-OFDM\_QPSK\_Edge\_1RB\_Low\_CH



N38(40M)\_DFT-s-OFDM\_BPSK\_Outer\_Full\_Low\_CH

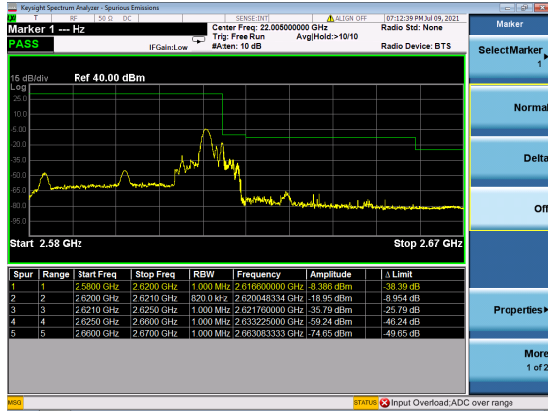


N38(40M)\_DFT-s-OFDM\_QPSK\_Outer\_Full\_Low\_CH

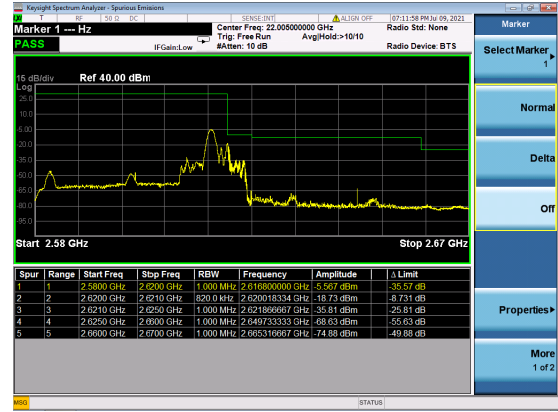




N38(40M)\_DFT-s-OFDM\_QPSK\_Edge\_1RB\_Ri  
ght\_High\_CH



N38(40M)\_DFT-s-OFDM\_Edge\_1RB\_Right  
\_High\_CH



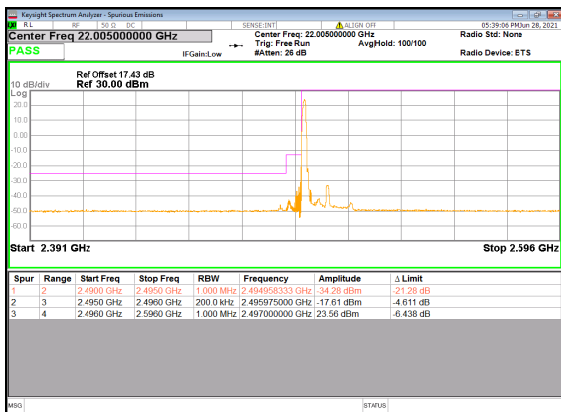
N38(40M)\_DFT-s-OFDM\_BPSK\_Outer\_Full\_Hi  
gh\_CH



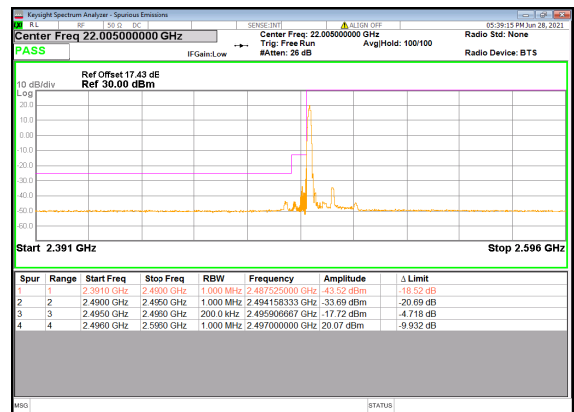
N38(40M)\_DFT-s-OFDM\_QPSK\_Outer\_Full\_H  
igh\_CH



N41(20M)\_DFT-s-OFDM\_BPSK\_Edge\_1RB\_Le  
ft\_Low\_CH

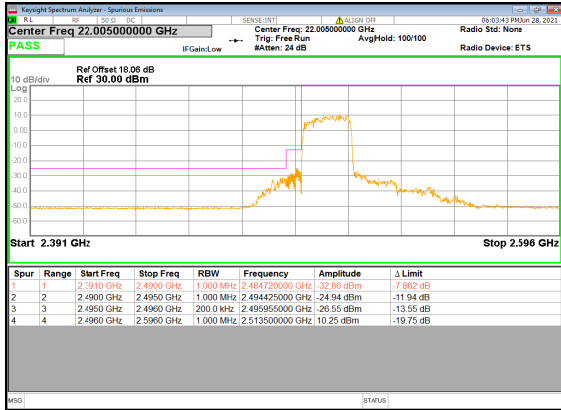


N41(20M)\_DFT-s-OFDM\_QPSK\_Edge\_1RB\_L  
eft\_Low\_CH

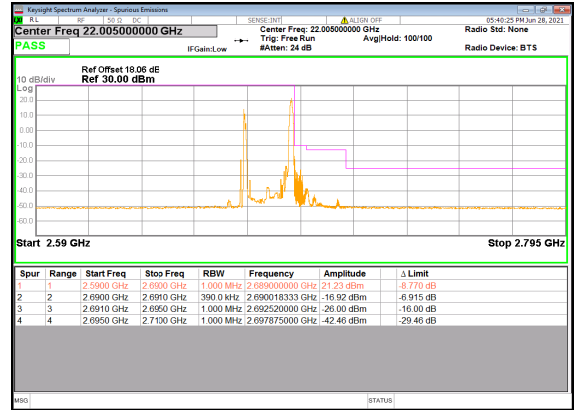




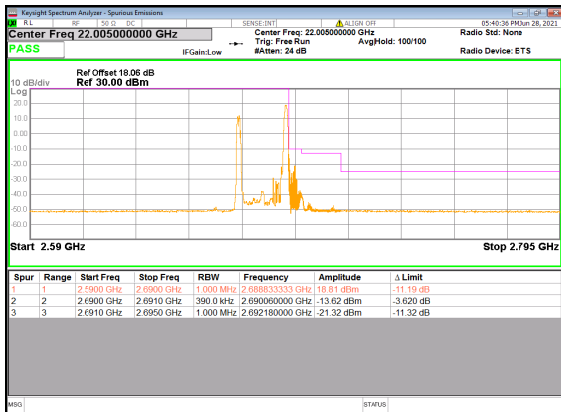
N41(20M)\_DFT-s-OFDM\_BPSK\_Outer\_Full\_Lo  
w\_CH



N41(20M)\_DFT-s-OFDM\_BPSK\_Edge\_1RB\_R  
ight\_High\_CH



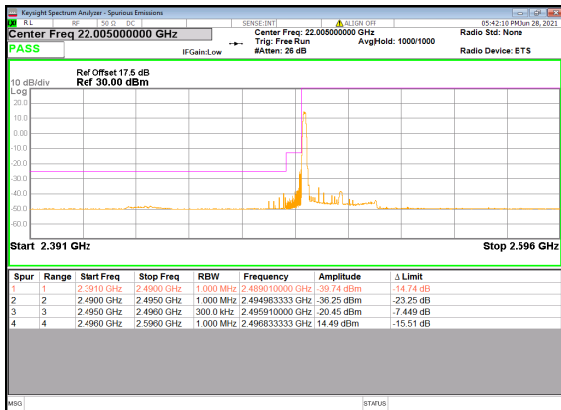
N41(20M)\_DFT-s-OFDM\_QPSK\_Edge\_1RB\_Ri  
ght\_High\_CH



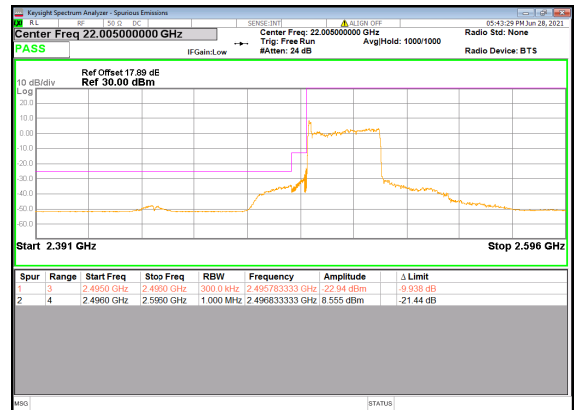
N41(20M)\_DFT-s-OFDM\_BPSK\_Outer\_Full\_Hi  
gh\_CH



N41(30M)\_DFT-s-OFDM\_BPSK\_Edge\_1RB\_Le  
ft\_Low\_CH

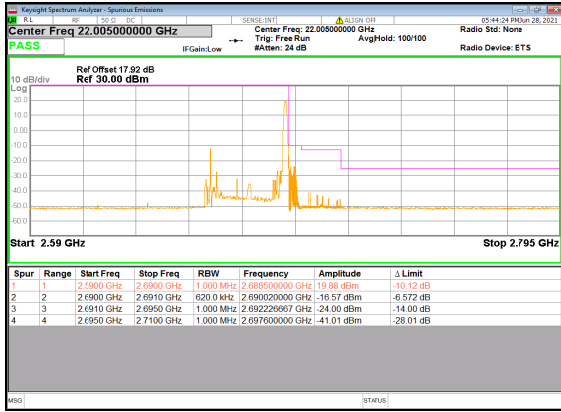


N41(30M)\_DFT-s-OFDM\_BPSK\_Outer\_Full\_L  
ow\_CH

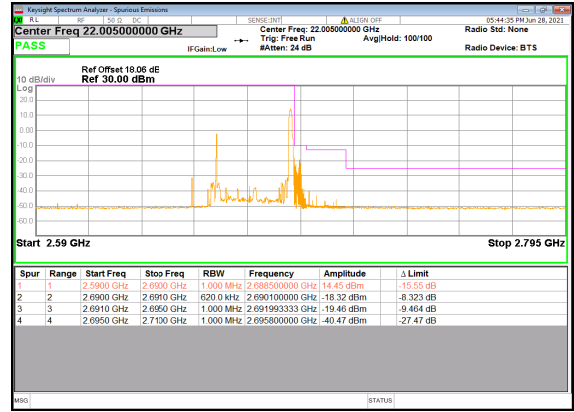




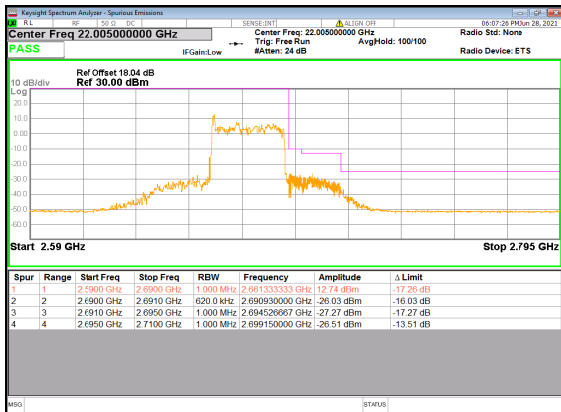
N41(30M)\_DFT-s-OFDM\_BPSK\_Edge\_1RB\_Ri  
ght\_High\_CH



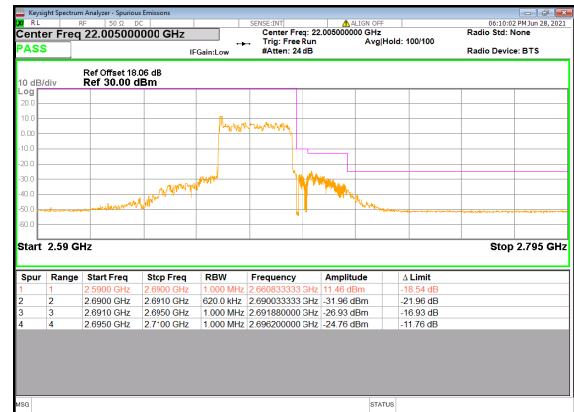
N41(30M)\_DFT-s-OFDM\_QPSK\_Edge\_1RB\_  
Right\_High\_CH



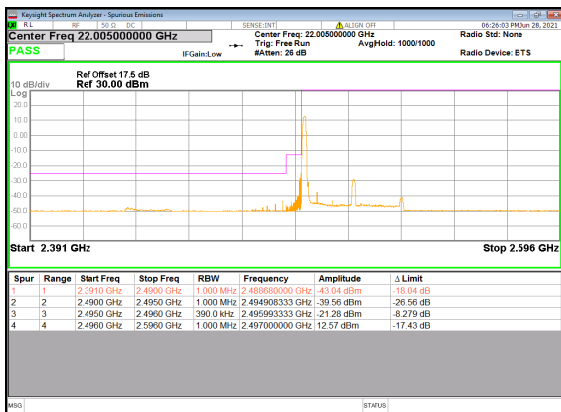
N41(30M)\_DFT-s-OFDM\_BPSK\_Outer\_Full\_Hi  
gh\_CH



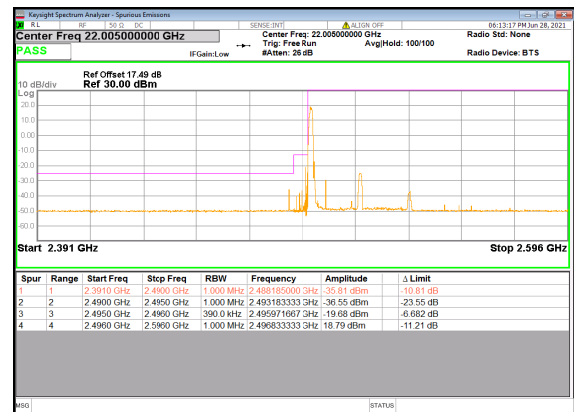
N41(30M)\_DFT-s-OFDM\_QPSK\_Outer\_Full\_H  
igh\_CH



N41(40M)\_DFT-s-OFDM\_BPSK\_Edge\_1RB\_Le  
ft\_Low\_CH

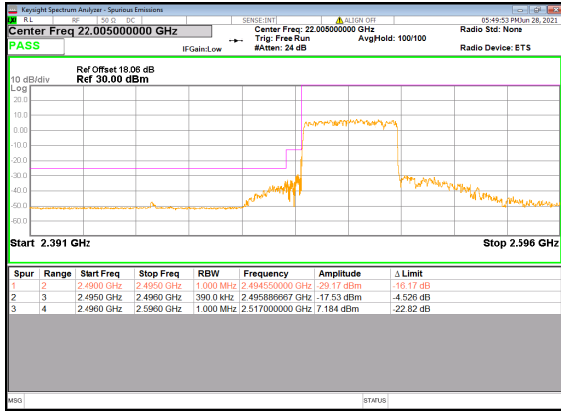


N41(40M)\_DFT-s-OFDM\_QPSK\_Edge\_1RB\_L  
eft\_Low\_CH

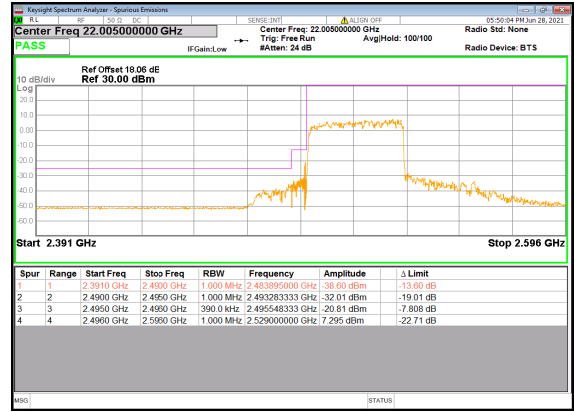




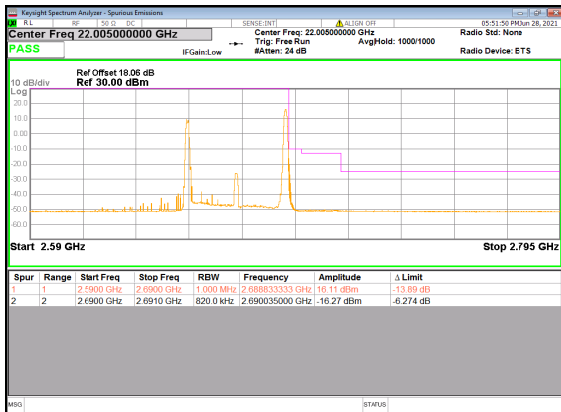
N41(40M)\_DFT-s-OFDM\_BPSK\_Outer\_Full\_Low\_CH



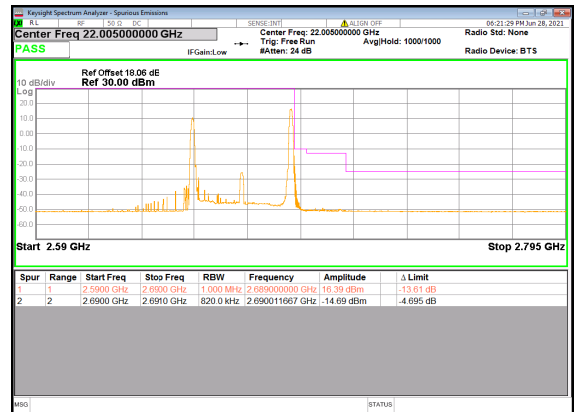
N41(40M)\_DFT-s-OFDM\_QPSK\_Outer\_Full\_Low\_CH



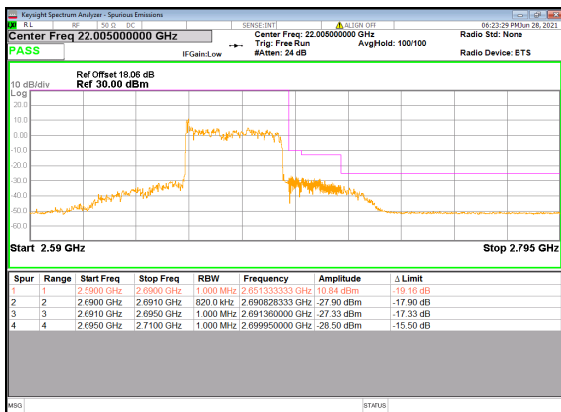
N41(40M)\_DFT-s-OFDM\_BPSK\_Edge\_1RB\_Right\_High\_CH



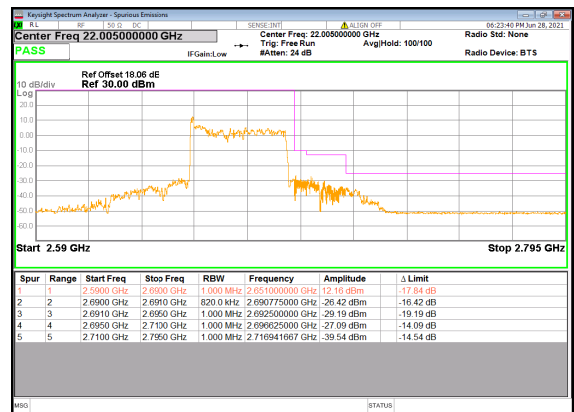
N41(40M)\_DFT-s-OFDM\_QPSK\_Edge\_1RB\_Right\_High\_CH



N41(40M)\_DFT-s-OFDM\_BPSK\_Outer\_Full\_High\_CH



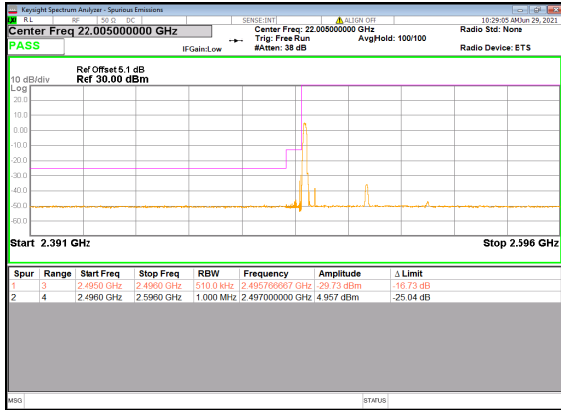
N41(40M)\_DFT-s-OFDM\_QPSK\_Outer\_Full\_High\_CH



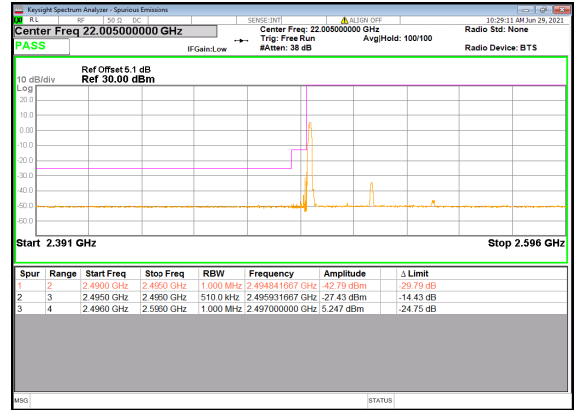




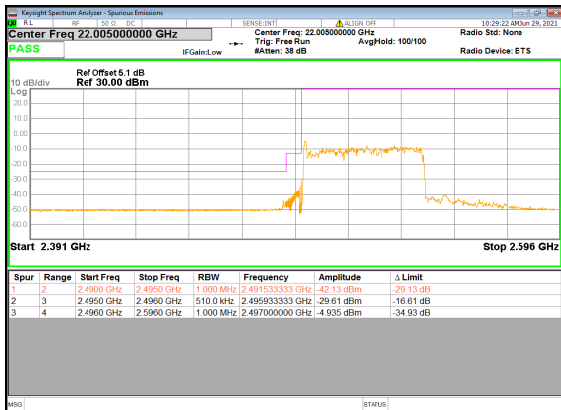
N41(50M)\_DFT-s-OFDM\_BPSK\_Edge\_1RB\_Le  
ft\_Low\_CH



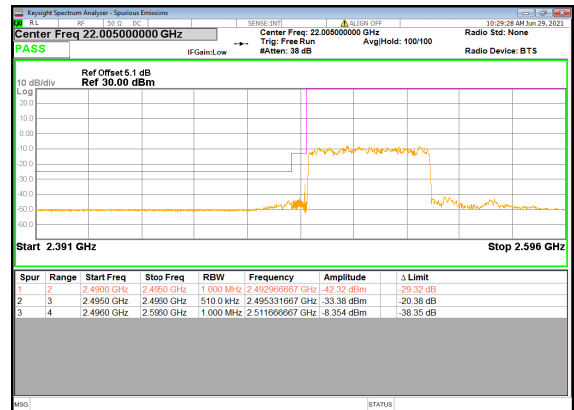
N41(50M)\_DFT-s-OFDM\_QPSK\_Edge\_1RB\_L  
eft\_Low\_CH



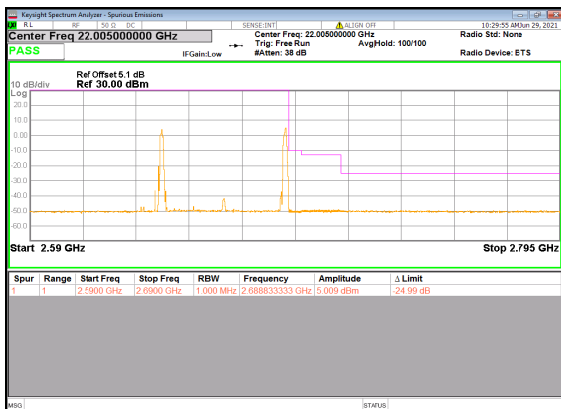
N41(50M)\_DFT-s-OFDM\_BPSK\_Outer\_Full\_Lo  
w\_CH



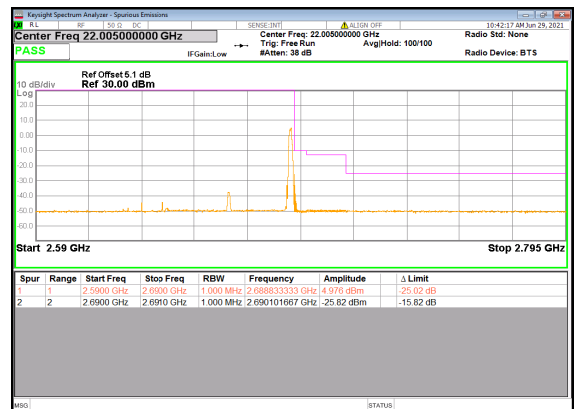
N41(50M)\_DFT-s-OFDM\_QPSK\_Outer\_Full\_L  
ow\_CH



N41(50M)\_DFT-s-OFDM\_BPSK\_Edge\_1RB\_Ri  
ght\_High\_CH

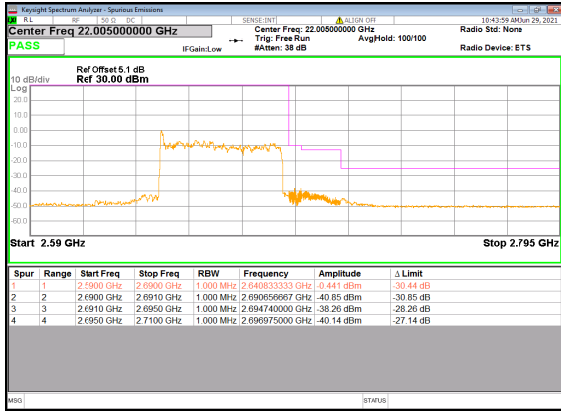


N41(50M)\_DFT-s-OFDM\_BPSK\_Edge\_1RB\_R  
ight\_High\_CH

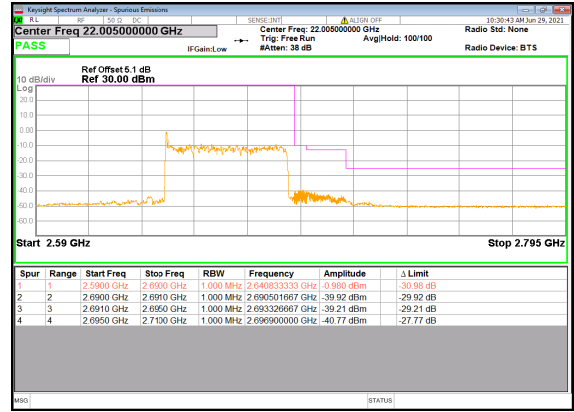




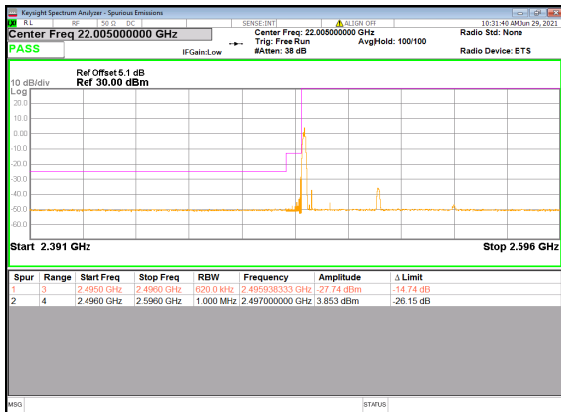
N41(50M)\_DFT-s-OFDM\_BPSK\_Outer\_Full\_High\_CH



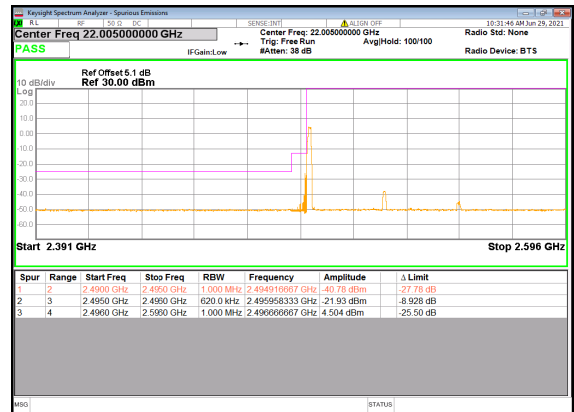
N41(50M)\_DFT-s-OFDM\_QPSK\_Outer\_Full\_High\_CH



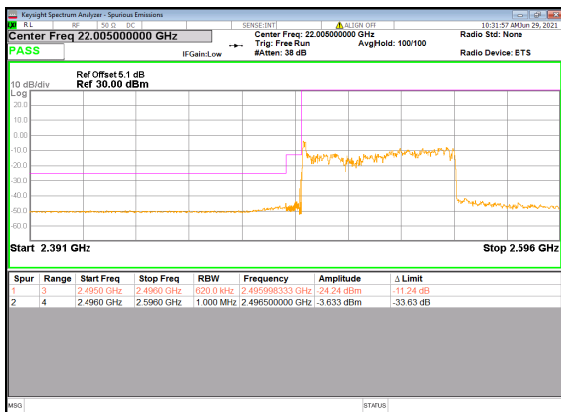
N41(60M)\_DFT-s-OFDM\_BPSK\_Edge\_1RB\_Low\_CH



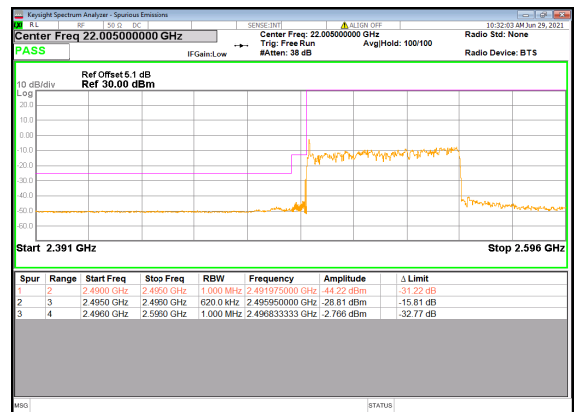
N41(60M)\_DFT-s-OFDM\_QPSK\_Edge\_1RB\_Low\_CH



N41(60M)\_DFT-s-OFDM\_BPSK\_Outer\_Full\_Low\_CH

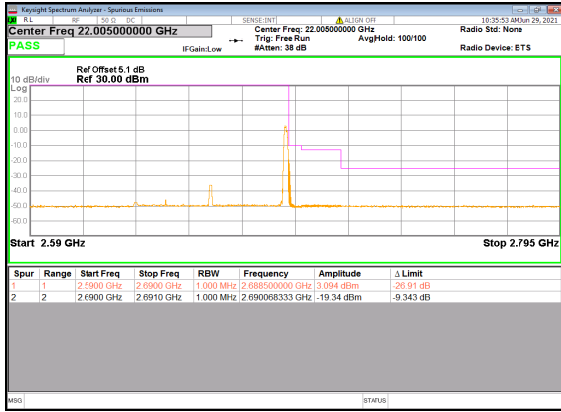


N41(60M)\_DFT-s-OFDM\_QPSK\_Outer\_Full\_Low\_CH

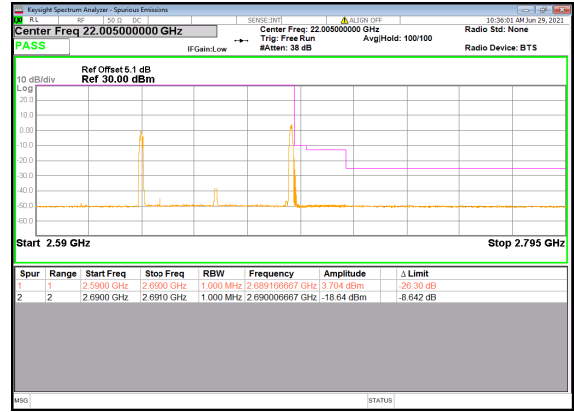




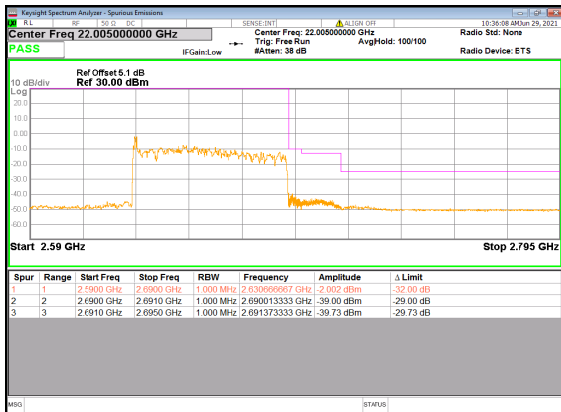
N41(60M)\_DFT-s-OFDM\_BPSK\_Edge\_1RB\_Ri  
ght\_High\_CH



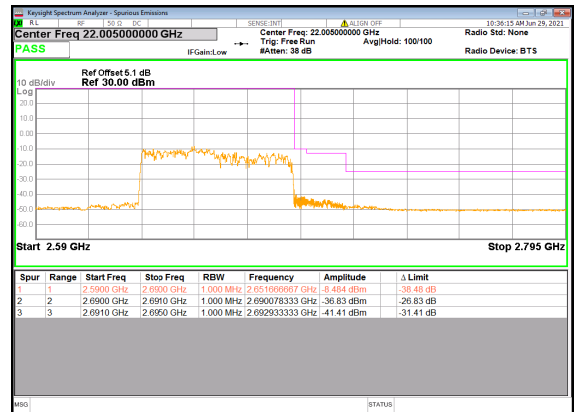
N41(60M)\_DFT-s-OFDM\_QPSK\_Edge\_1RB\_  
Right\_High\_CH



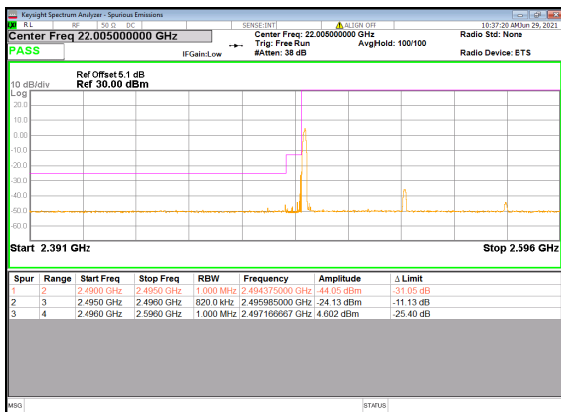
N41(60M)\_DFT-s-OFDM\_BPSK\_Outer\_Full\_Hi  
gh\_CH



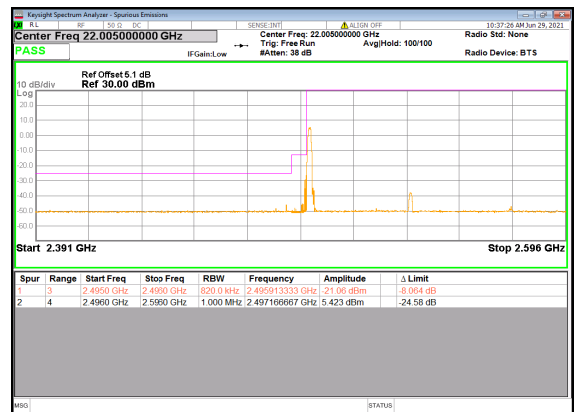
N41(60M)\_DFT-s-OFDM\_QPSK\_Outer\_Full\_H  
igh\_CH



N41(80M)\_DFT-s-OFDM\_BPSK\_Edge\_1RB\_Le  
ft\_Low\_CH

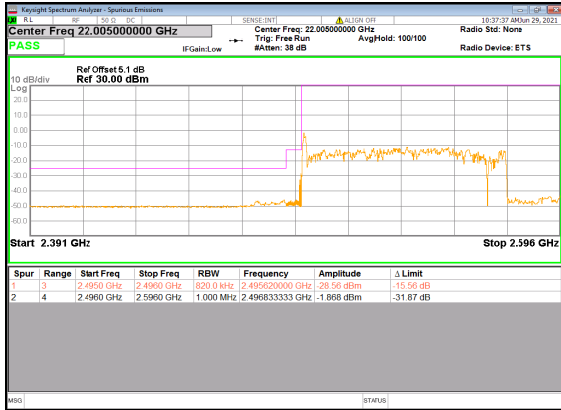


N41(80M)\_DFT-s-OFDM\_QPSK\_Edge\_1RB\_L  
eft\_Low\_CH

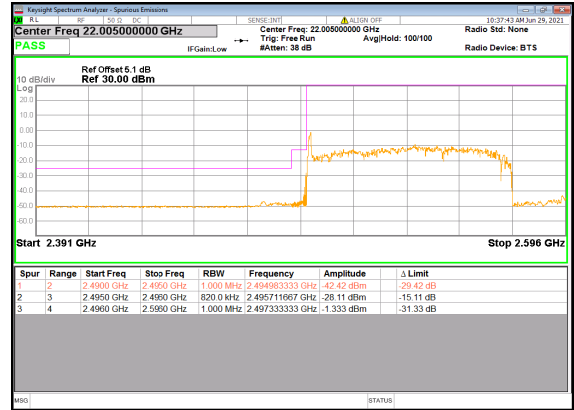




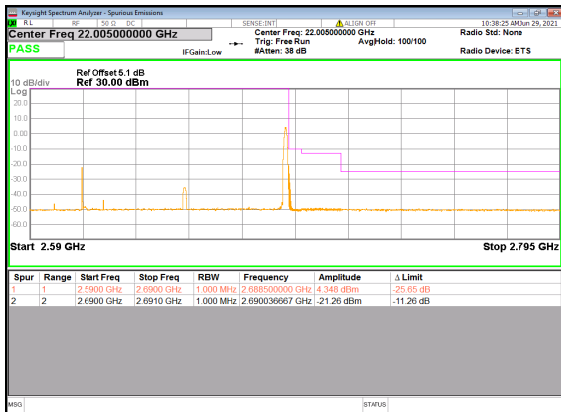
N41(80M)\_DFT-s-OFDM\_BPSK\_Outer\_Full\_Low\_CH



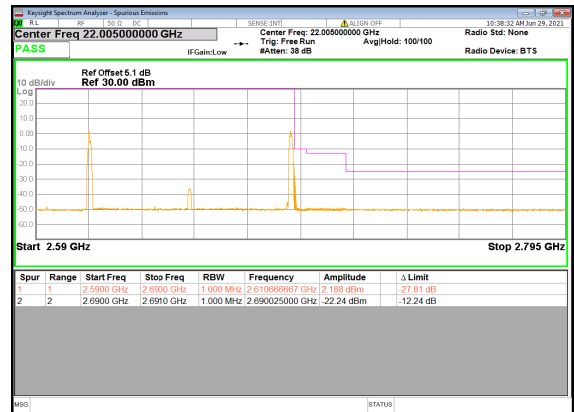
N41(80M)\_DFT-s-OFDM\_QPSK\_Outer\_Full\_Low\_CH



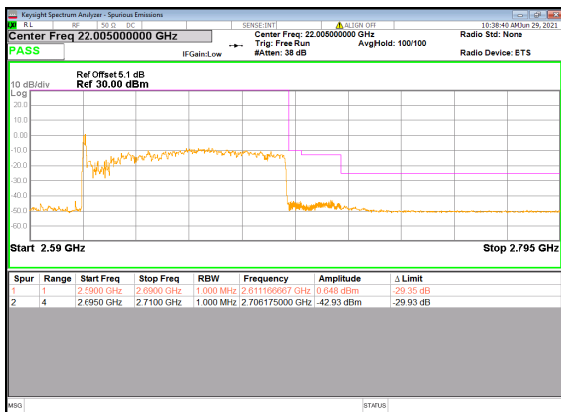
N41(80M)\_DFT-s-OFDM\_BPSK\_Edge\_1RB\_Right\_High\_CH



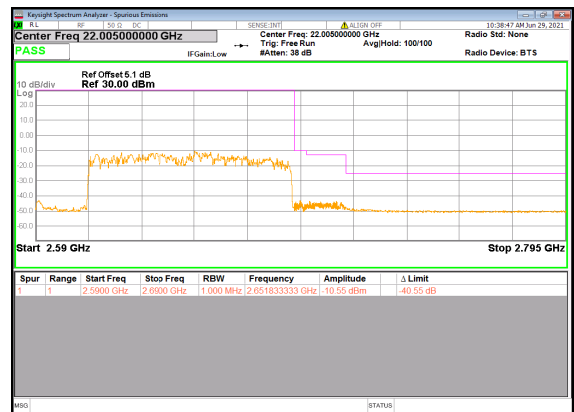
N41(80M)\_DFT-s-OFDM\_QPSK\_Edge\_1RB\_Right\_High\_CH



N41(80M)\_DFT-s-OFDM\_BPSK\_Outer\_Full\_High\_CH

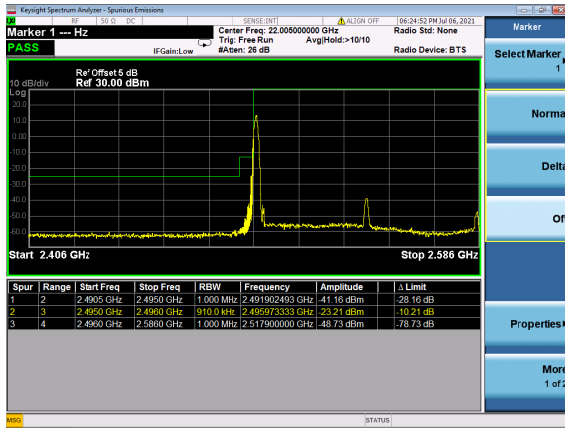


N41(80M)\_DFT-s-OFDM\_QPSK\_Outer\_Full\_High\_CH

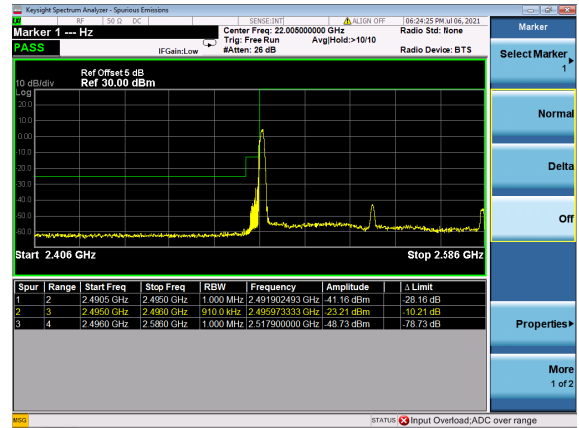




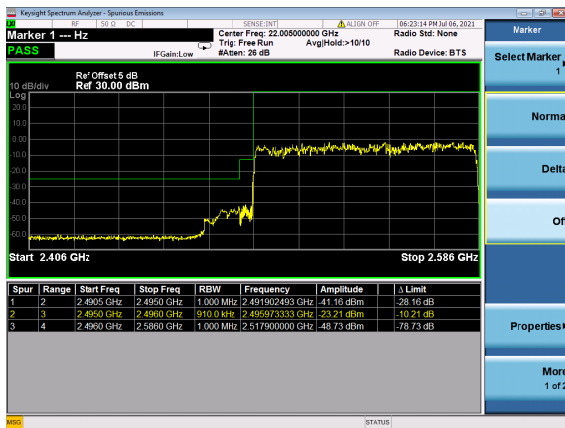
N41(90M)\_DFT-s-OFDM\_BPSK\_Edge\_1RB\_Le  
ft\_512004\_CH



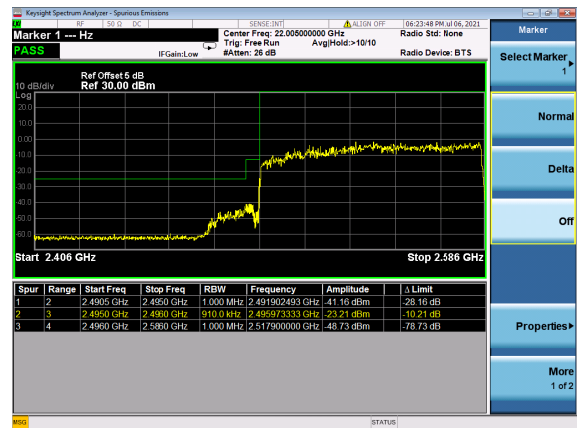
N41(90M)\_DFT-s-OFDM\_QPSK\_Edge\_1RB\_L  
eft\_512004\_CH



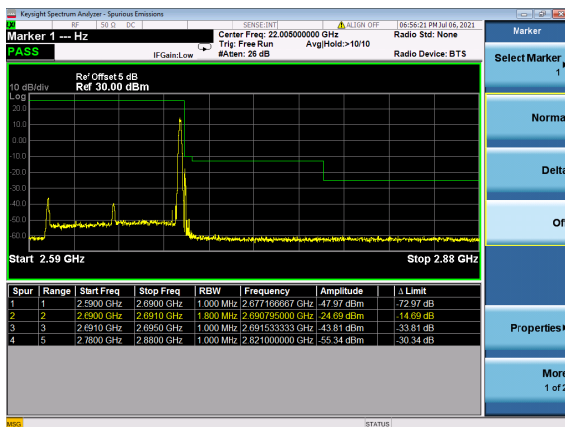
N41(90M)\_DFT-s-OFDM\_BPSK\_Outer\_Full\_51  
2004\_CH



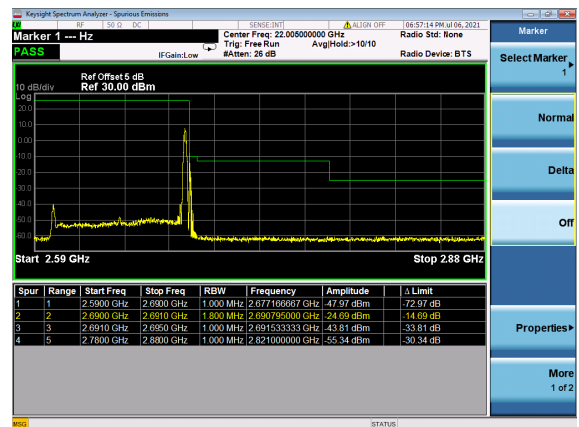
N41(90M)\_DFT-s-OFDM\_QPSK\_Outer\_Full\_5  
12004\_CH



N41(90M)\_DFT-s-OFDM\_BPSK\_Edge\_1RB\_Ri  
ght\_525996\_CH

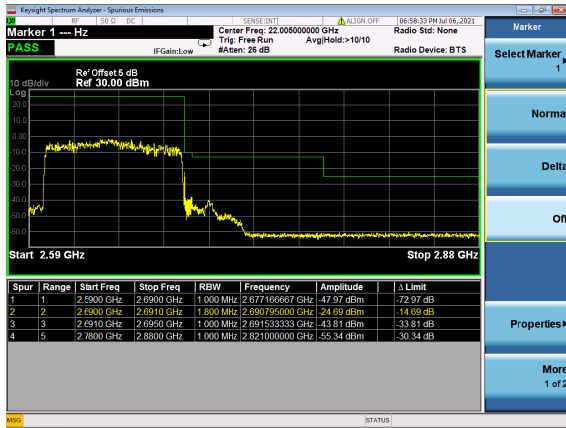


N41(90M)\_DFT-s-OFDM\_QPSK\_Edge\_1RB\_  
Right\_525996\_CH

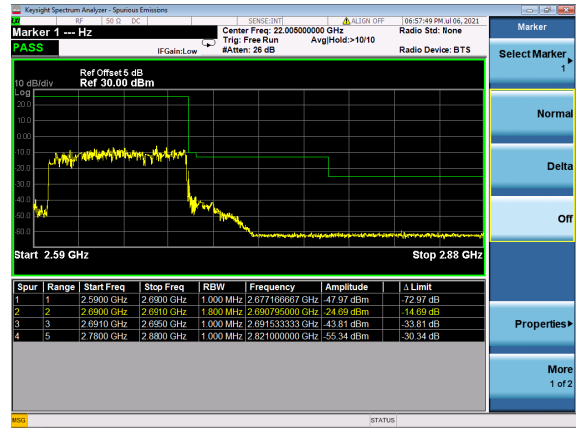




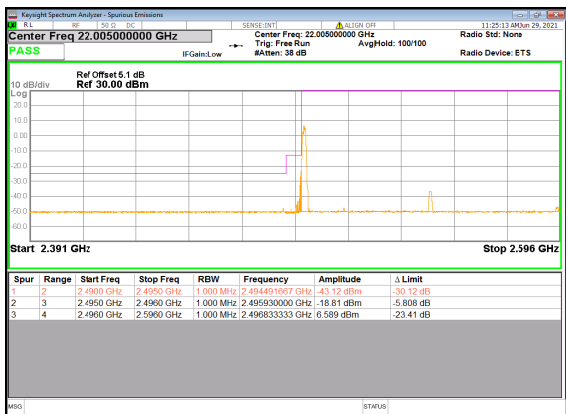
N41(90M)\_DFT-s-OFDM\_BPSK\_Outer\_Full\_52  
5996\_CH



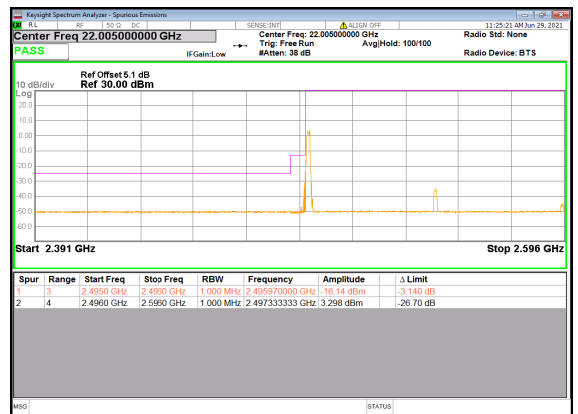
N41(90M)\_DFT-s-OFDM\_QPSK\_Outer\_Full\_5  
25996\_CH



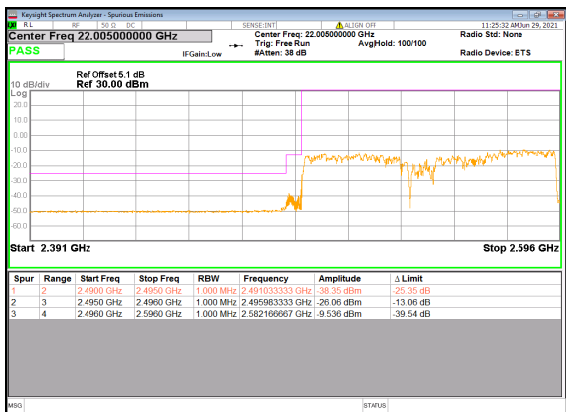
N41(100M)\_DFT-s-OFDM\_BPSK\_Edge\_1RB\_L  
eft\_Low\_CH



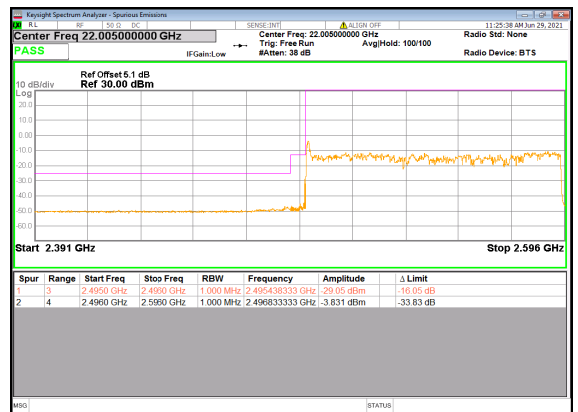
N41(100M)\_DFT-s-OFDM\_QPSK\_Edge\_1RB\_L  
Left\_Low\_CH



N41(100M)\_DFT-s-OFDM\_BPSK\_Outer\_Full\_L  
ow\_CH

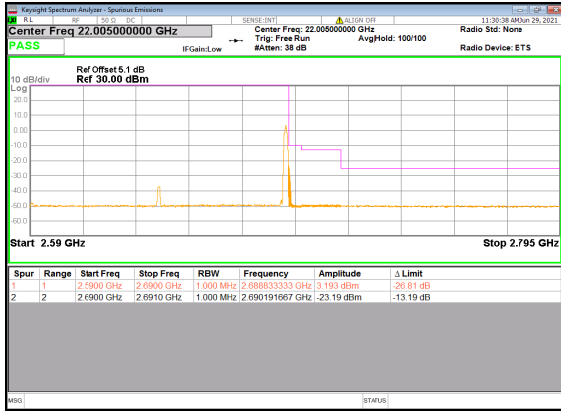


N41(100M)\_DFT-s-OFDM\_QPSK\_Outer\_Full\_L  
Low\_CH

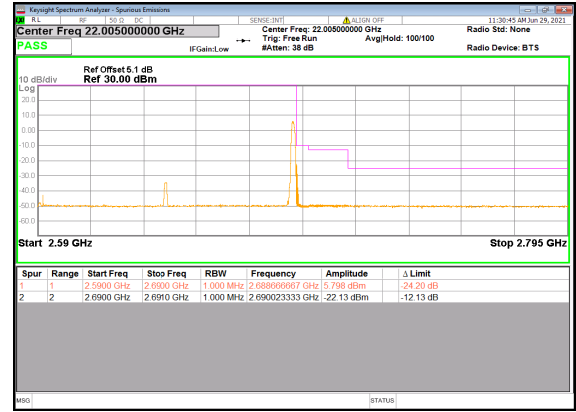




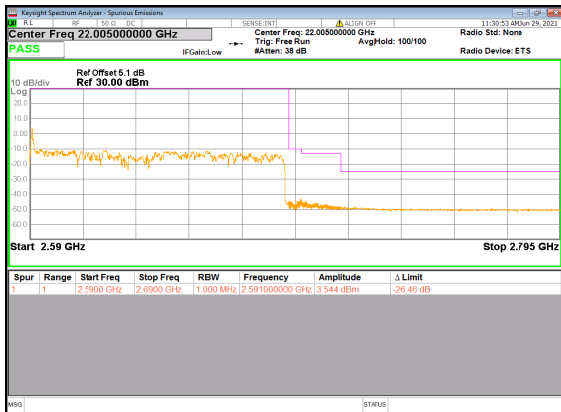
N41(100M)\_DFT-s-OFDM\_BPSK\_Edge\_1RB\_  
Right\_High\_CH



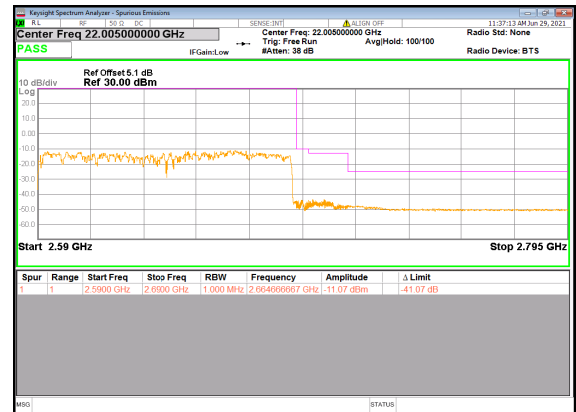
N41(100M)\_DFT-s-OFDM\_QPSK\_Edge\_1RB\_  
Right\_High\_CH



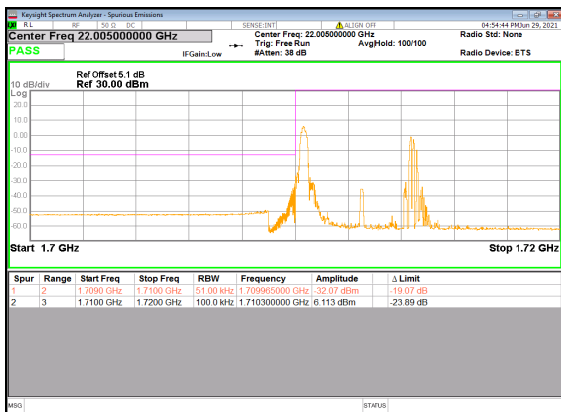
N41(100M)\_DFT-s-OFDM\_BPSK\_Outer\_Full\_H  
igh\_CH



N41(100M)\_DFT-s-OFDM\_QPSK\_Outer\_Full  
High\_CH



N66(5M)\_DFT-s-OFDM\_BPSK\_Edge\_1RB\_Left  
\_Low\_CH



N66(5M)\_DFT-s-OFDM\_QPSK\_Edge  
\_1RB\_Left\_Low\_CH

