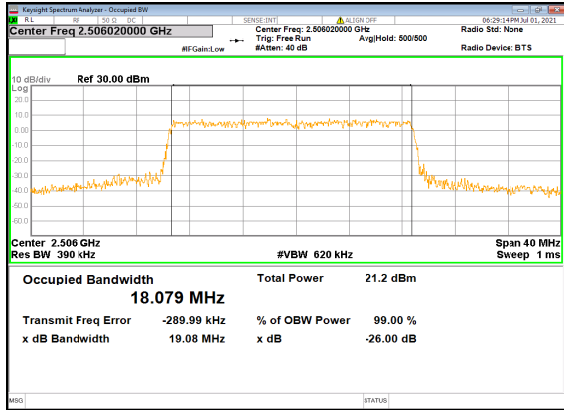
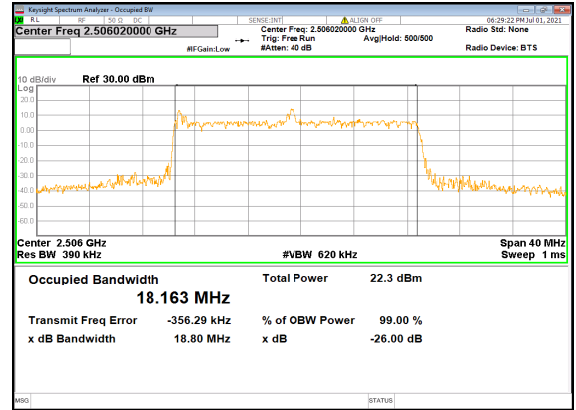




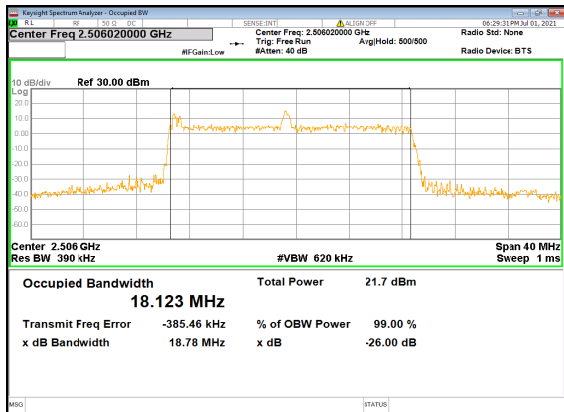
B26_N41(20M)_DFT-s-OFDM_PI_2-BPSK_Outer
_Full_Low_CH



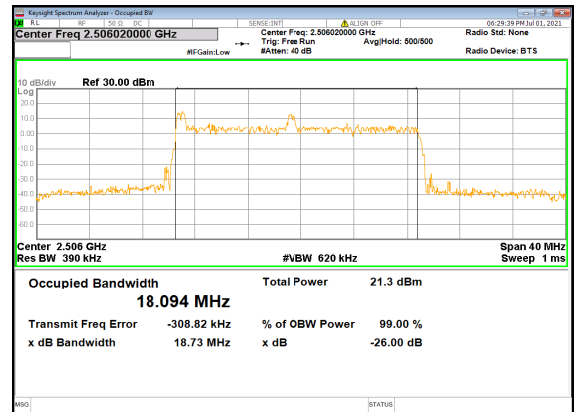
B26_N41(20M)_DFT-s-OFDM_QPSK_Outer
Full_Low_CH



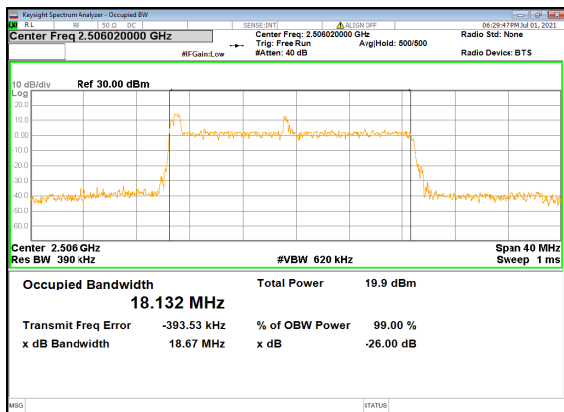
B26_N41(20M)_DFT-s-OFDM_16
QAM_Outer_Full_Low_CH



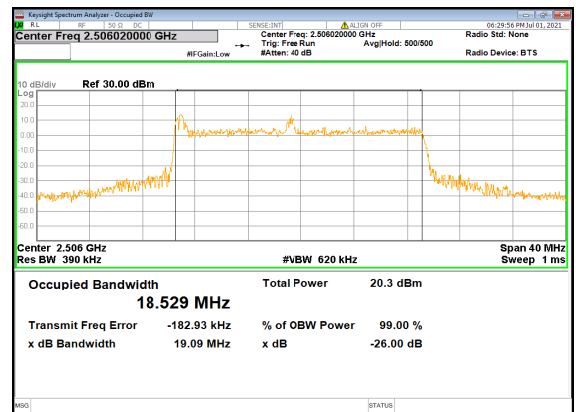
B26_N41(20M)_DFT-s-OFDM_64
QAM_Outer_Full_Low_CH



B26_N41(20M)_DFT-s-OFDM_256
QAM_Outer_Full_Low_CH

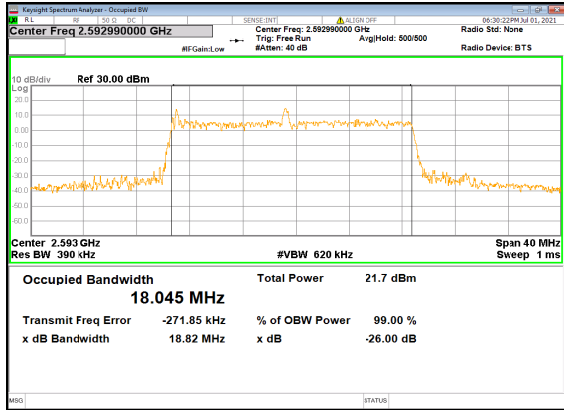


B26_N41(20M)_CP-OFDM_QPSK_Outer_Ful
I_Low_CH

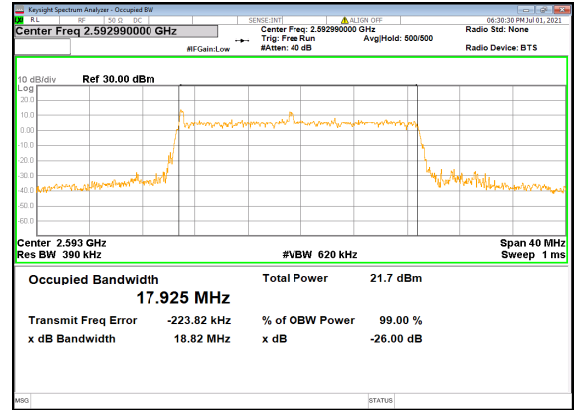




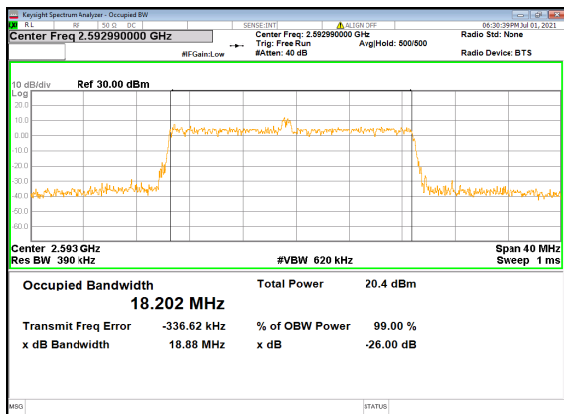
B26_N41(20M)_DFT-s-OFDM_PI_2-BPSK_Outer
_Full_Mid_CH



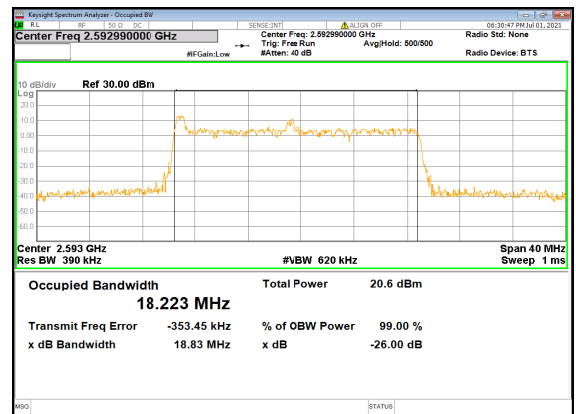
B26_N41(20M)_DFT-s-OFDM_QPSK_Outer
Full_Mid_CH



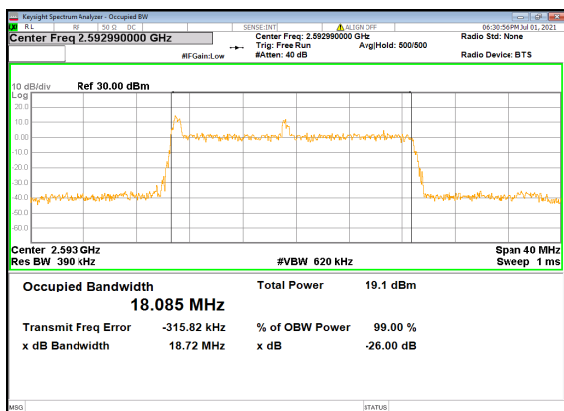
B26_N41(20M)_DFT-s-OFDM_16
QAM_Outer_Full_Mid_CH



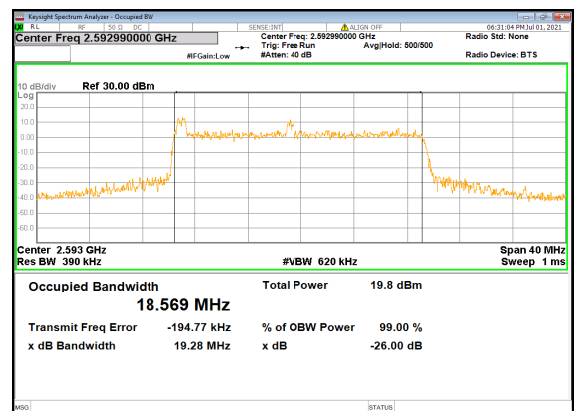
B26_N41(20M)_DFT-s-OFDM_64
QAM_Outer_Full_Mid_CH



B26_N41(20M)_DFT-s-OFDM_256
QAM_Outer_Full_Mid_CH

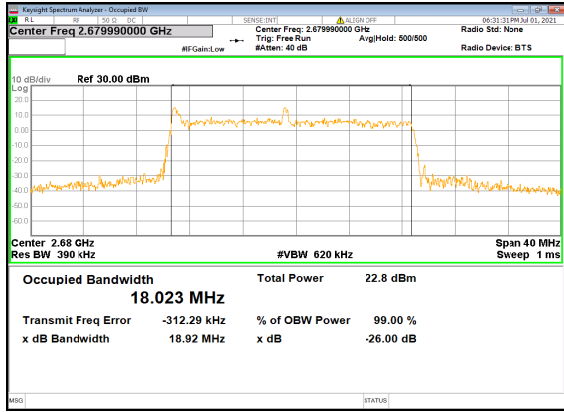


B26_N41(20M)_CP-OFDM_QPSK_Outer_Ful
l_Mid_CH

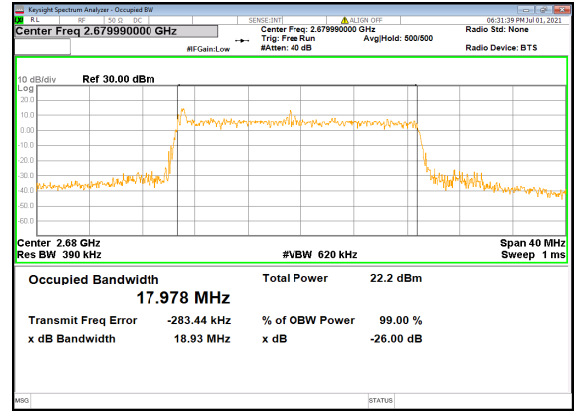




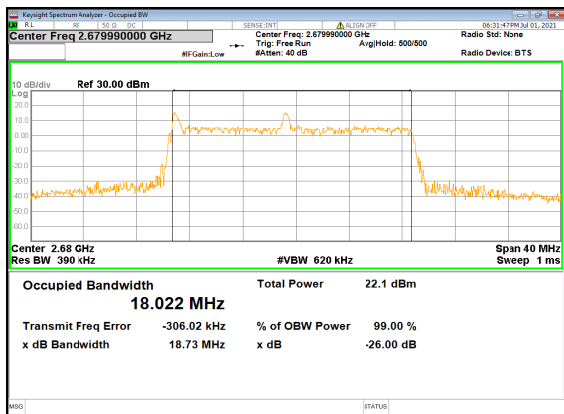
B26_N41(20M)_DFT-s-OFDM_PI_2-BPSK_Outer
_Full_High_CH



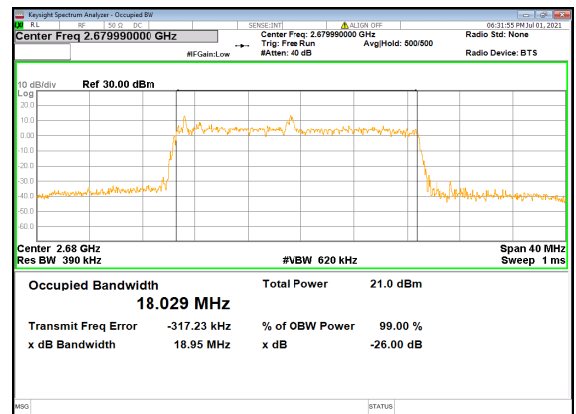
B26_N41(20M)_DFT-s-OFDM_QPSK_Outer
Full_High_CH



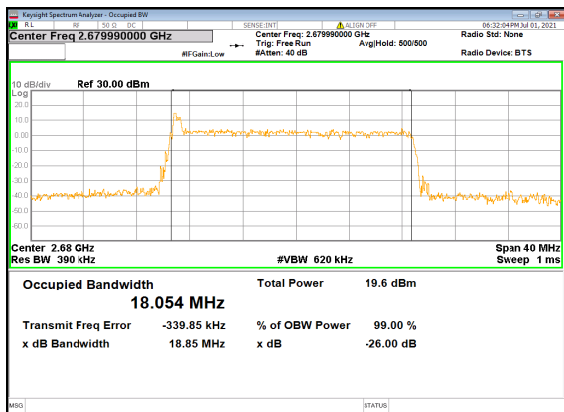
B26_N41(20M)_DFT-s-OFDM_16
QAM_Outer_Full_High_CH



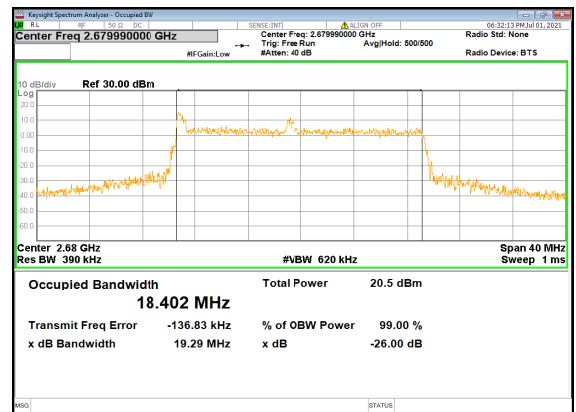
B26_N41(20M)_DFT-s-OFDM_64
QAM_Outer_Full_High_CH



B26_N41(20M)_DFT-s-OFDM_256
QAM_Outer_Full_High_CH

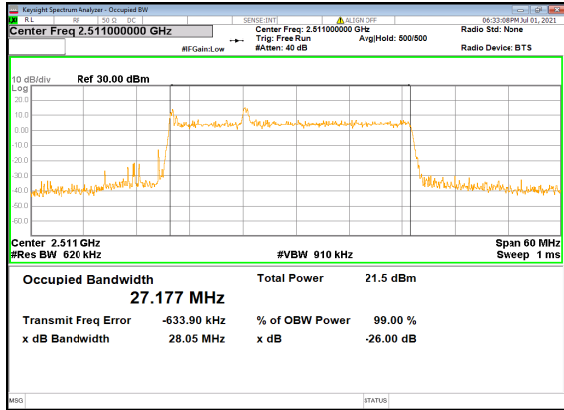


B26_N41(20M)_CP-OFDM_QPSK_Outer_Ful
l_High_CH

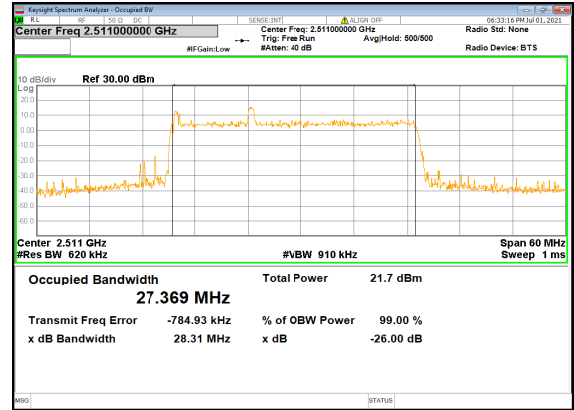




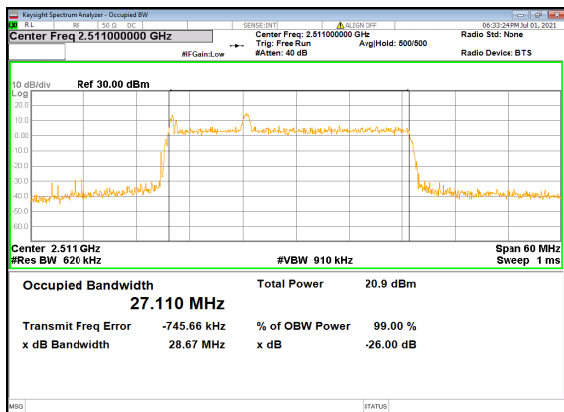
B26_N41(30M)_DFT-s-OFDM_PI_2-BPSK_Outer
_Full_Low_CH



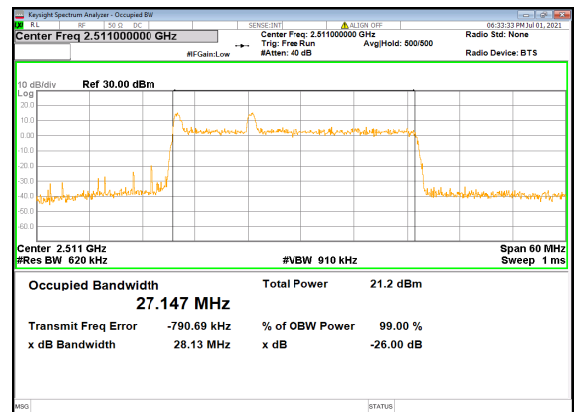
B26_N41(30M)_DFT-s-OFDM_QPSK_Outer
Full_Low_CH



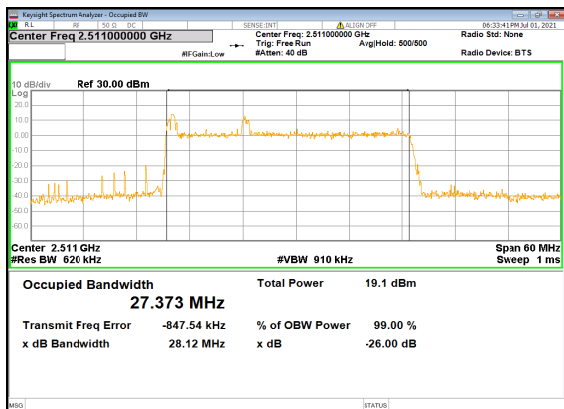
B26_N41(30M)_DFT-s-OFDM_16
QAM_Outer_Full_Low_CH



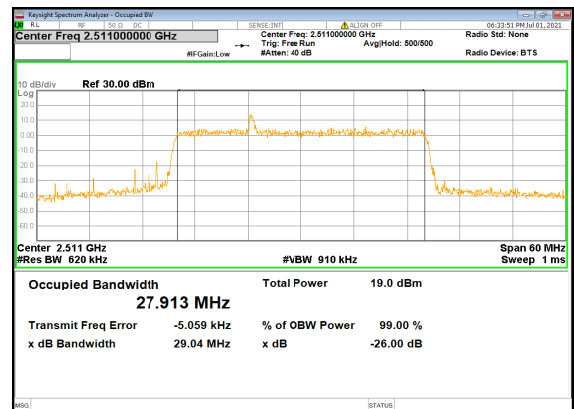
B26_N41(30M)_DFT-s-OFDM_64
QAM_Outer_Full_Low_CH



B26_N41(30M)_DFT-s-OFDM_256
QAM_Outer_Full_Low_CH

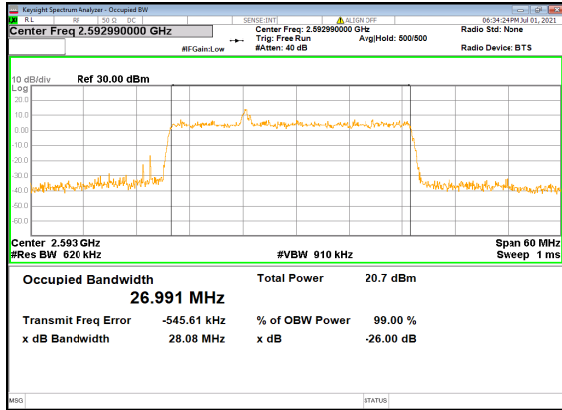


B26_N41(30M)_CP-OFDM_QPSK_Outer_Ful
I_Low_CH

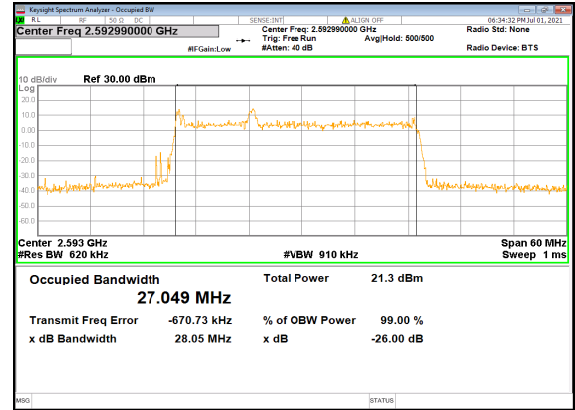




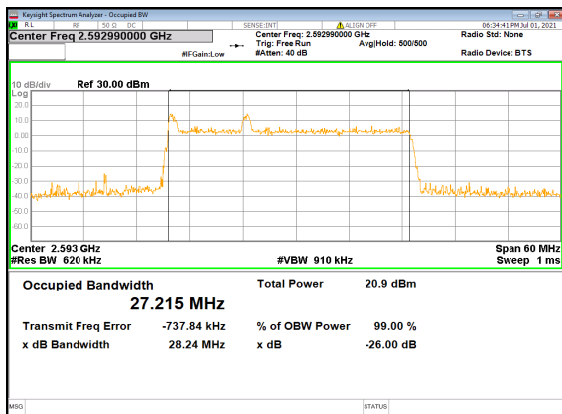
B26_N41(30M)_DFT-s-OFDM_PI_2-BPSK_Outer
_Full_Mid_CH



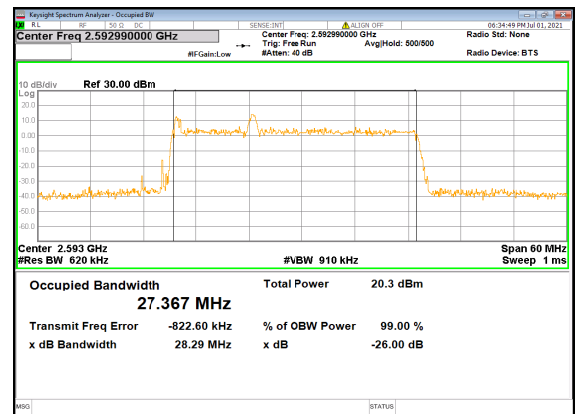
B26_N41(30M)_DFT-s-OFDM_QPSK_Outer
Full_Mid_CH



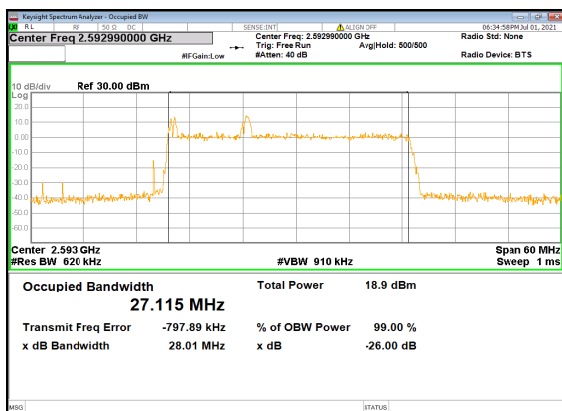
B26_N41(30M)_DFT-s-OFDM_16
QAM_Outer_Full_Mid_CH



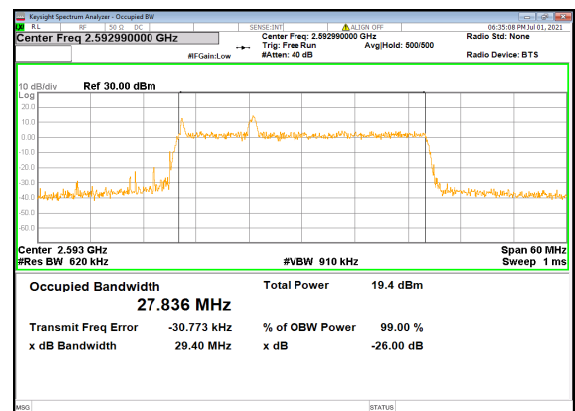
B26_N41(30M)_DFT-s-OFDM_64
QAM_Outer_Full_Mid_CH



B26_N41(30M)_DFT-s-OFDM_256
QAM_Outer_Full_Mid_CH

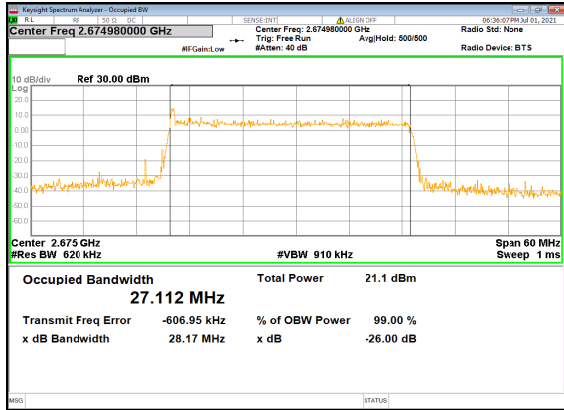


B26_N41(30M)_CP-OFDM_QPSK_Outer_Ful
l_Mid_CH

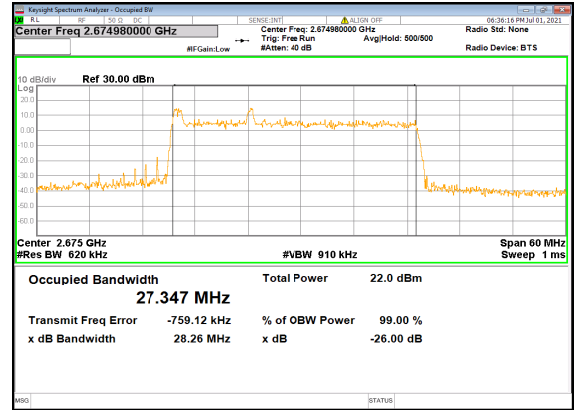




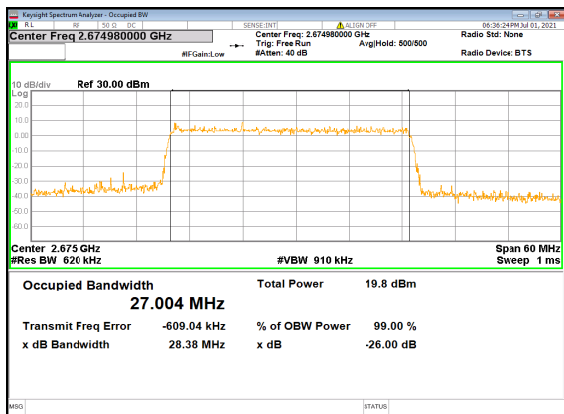
B26_N41(30M)_DFT-s-OFDM_PI_2-BPSK_Outer
_Full_High_CH



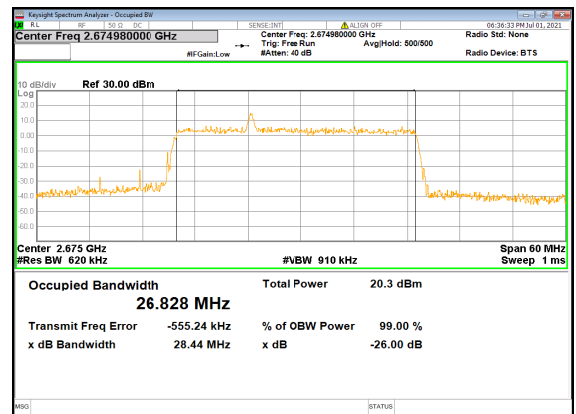
B26_N41(30M)_DFT-s-OFDM_QPSK_Outer
Full_High_CH



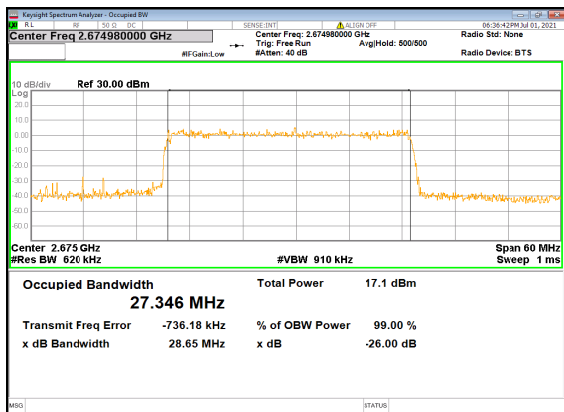
B26_N41(30M)_DFT-s-OFDM_16
QAM_Outer_Full_High_CH



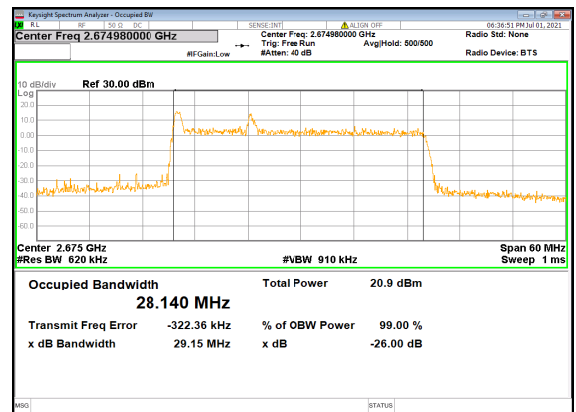
B26_N41(30M)_DFT-s-OFDM_64
QAM_Outer_Full_High_CH



B26_N41(30M)_DFT-s-OFDM_256
QAM_Outer_Full_High_CH

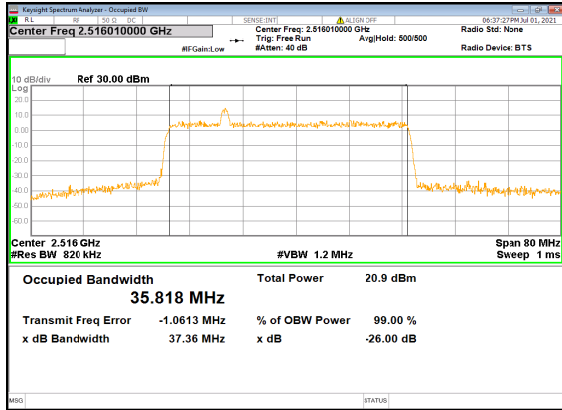


B26_N41(30M)_CP-OFDM_QPSK_Outer_Ful
l_High_CH

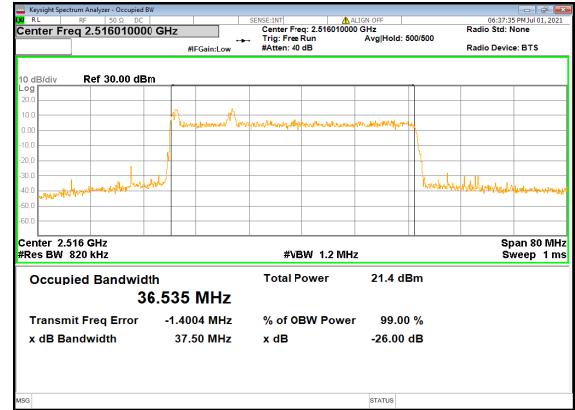




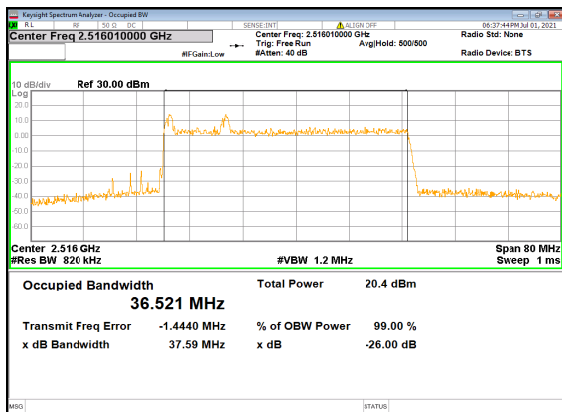
B26_N41(40M)_DFT-s-OFDM_PI_2-BPSK_Outer
_Full_Low_CH



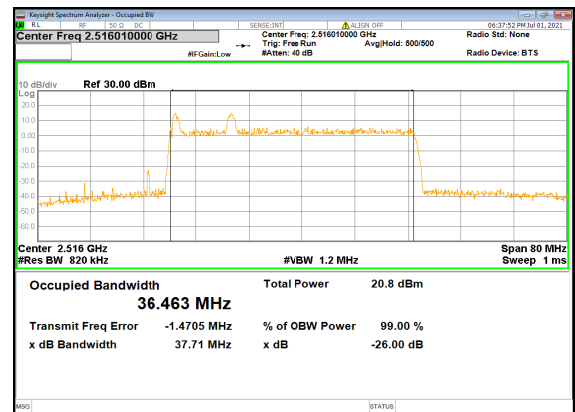
B26_N41(40M)_DFT-s-OFDM_QPSK_Outer
Full_Low_CH



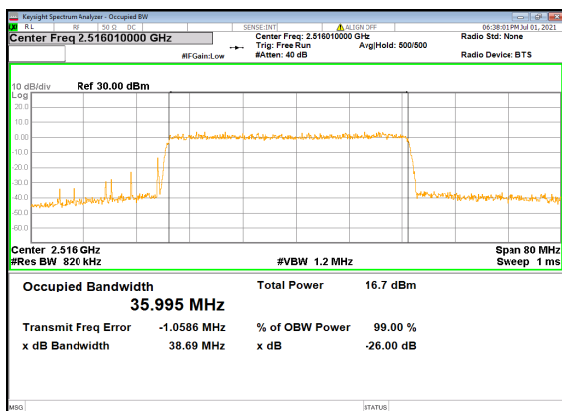
B26_N41(40M)_DFT-s-OFDM_16
QAM_Outer_Full_Low_CH



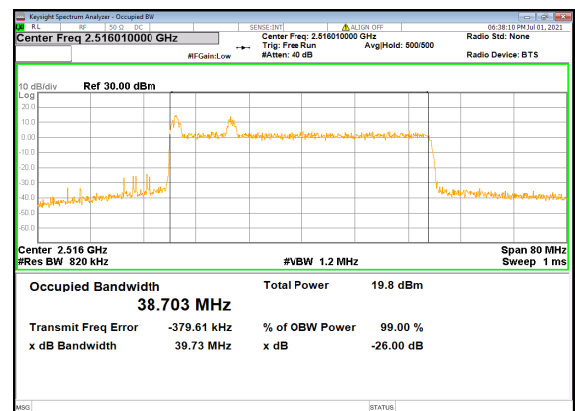
B26_N41(40M)_DFT-s-OFDM_64
QAM_Outer_Full_Low_CH



B26_N41(40M)_DFT-s-OFDM_256
QAM_Outer_Full_Low_CH

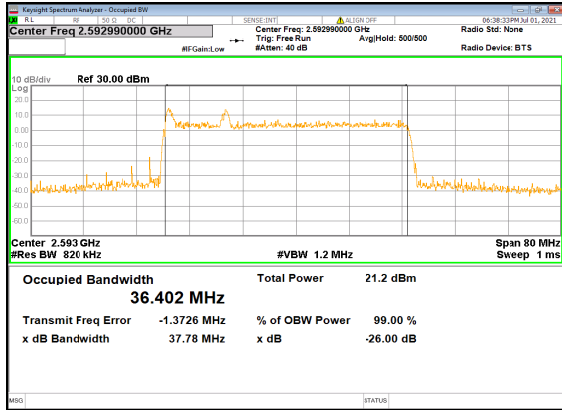


B26_N41(40M)_CP-OFDM_QPSK_Outer_Ful
I_Low_CH

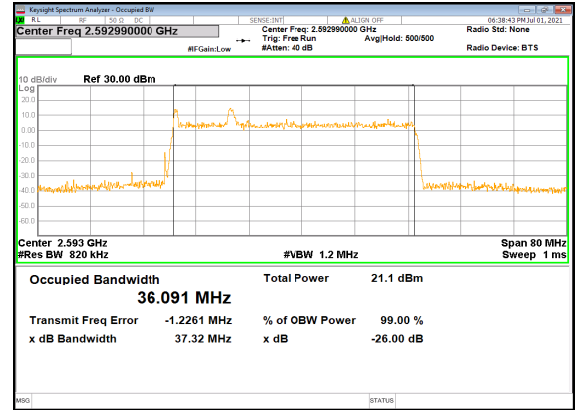




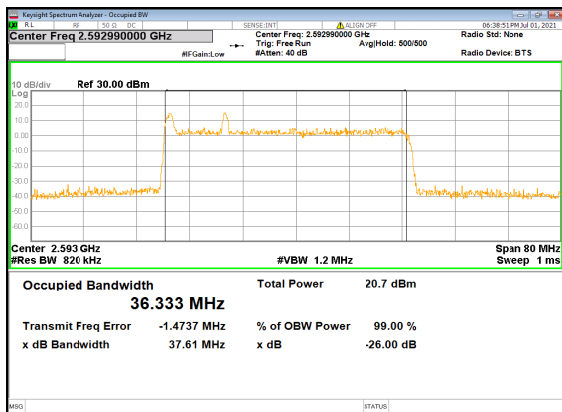
B26_N41(40M)_DFT-s-OFDM_PI_2-BPSK_Outer
_Full_Mid_CH



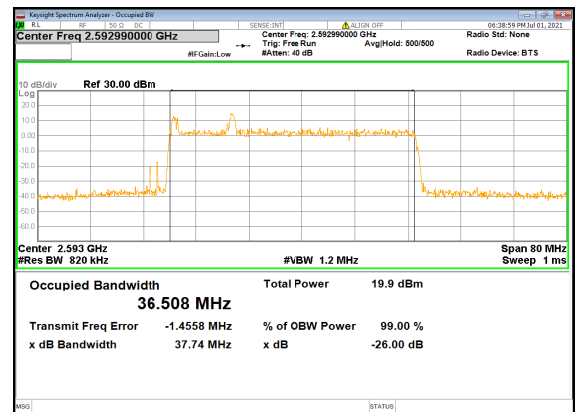
B26_N41(40M)_DFT-s-OFDM_QPSK_Outer
_Full_Mid_CH



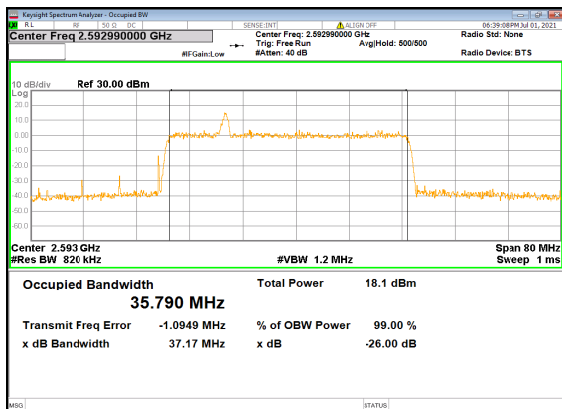
B26_N41(40M)_DFT-s-OFDM_16
QAM_Outer_Full_Mid_CH



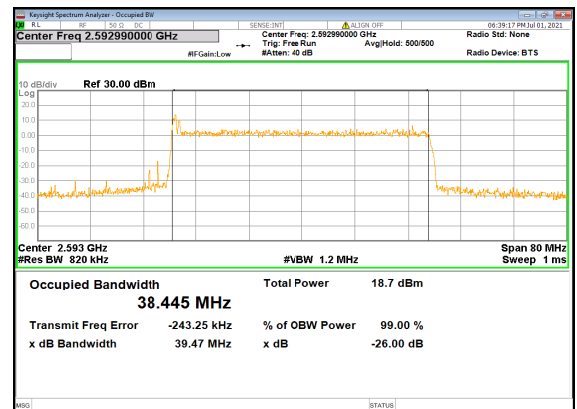
B26_N41(40M)_DFT-s-OFDM_64
QAM_Outer_Full_Mid_CH



B26_N41(40M)_DFT-s-OFDM_256
QAM_Outer_Full_Mid_CH

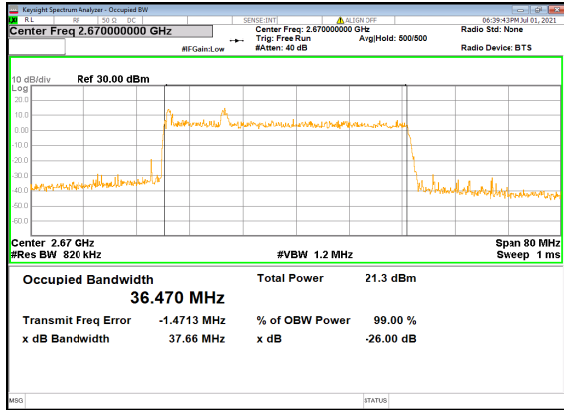


B26_N41(40M)_CP-OFDM_QPSK_Outer_Ful
_I_Mid_CH

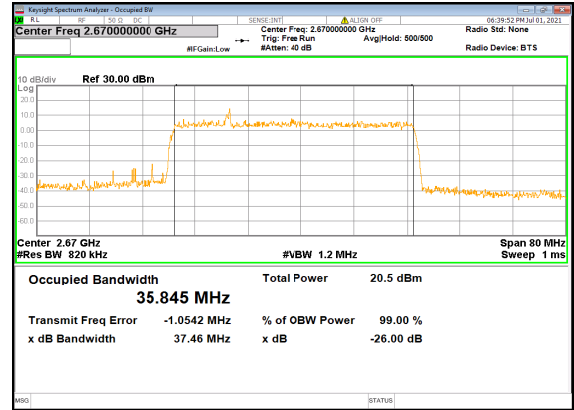




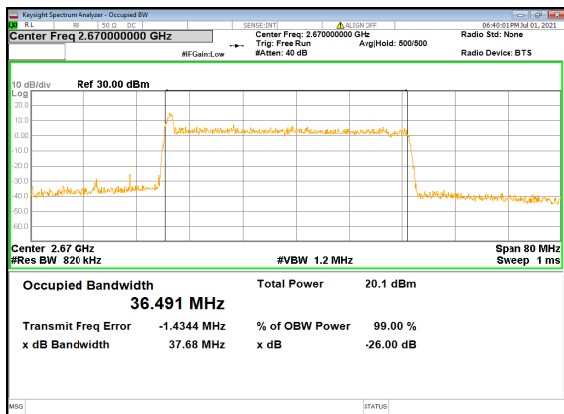
B26_N41(40M)_DFT-s-OFDM_PI_2-BPSK_Outer
_Full_High_CH



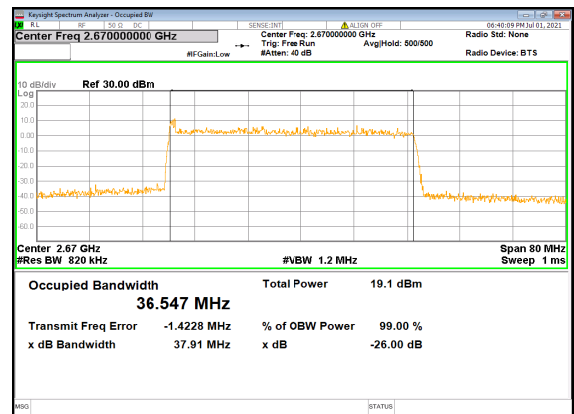
B26_N41(40M)_DFT-s-OFDM_QPSK_Outer
Full_High_CH



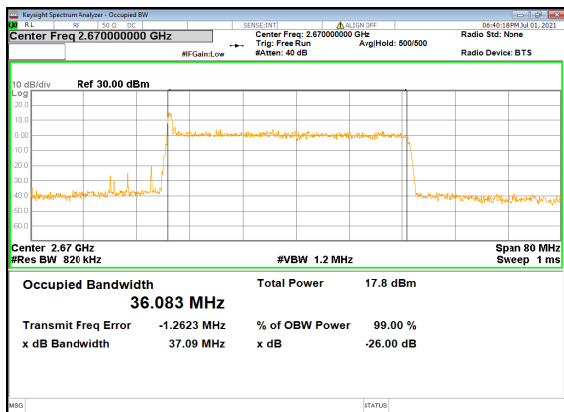
B26_N41(40M)_DFT-s-OFDM_16
QAM_Outer_Full_High_CH



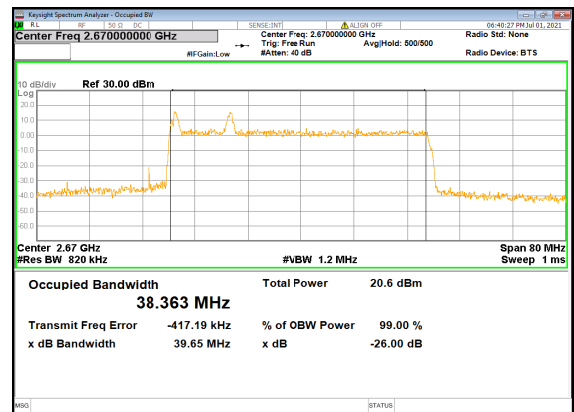
B26_N41(40M)_DFT-s-OFDM_64
QAM_Outer_Full_High_CH



B26_N41(40M)_DFT-s-OFDM_256
QAM_Outer_Full_High_CH

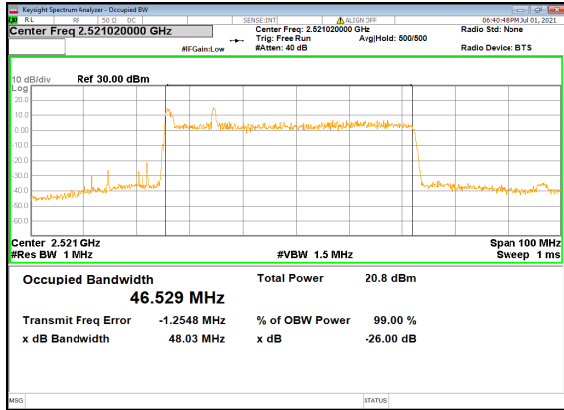


B26_N41(40M)_CP-OFDM_QPSK_Outer_Ful
l_High_CH

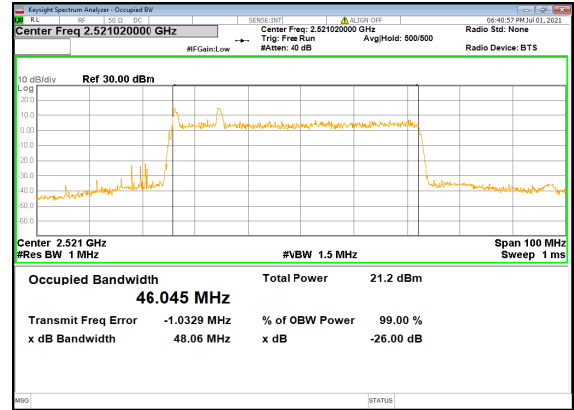




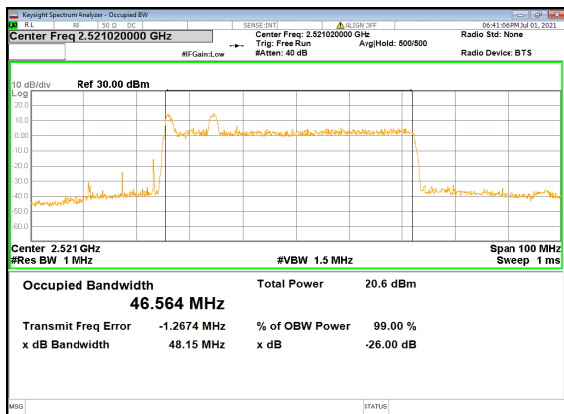
B26_N41(50M)_DFT-s-OFDM_PI_2-BPSK_Outer
_Full_Low_CH



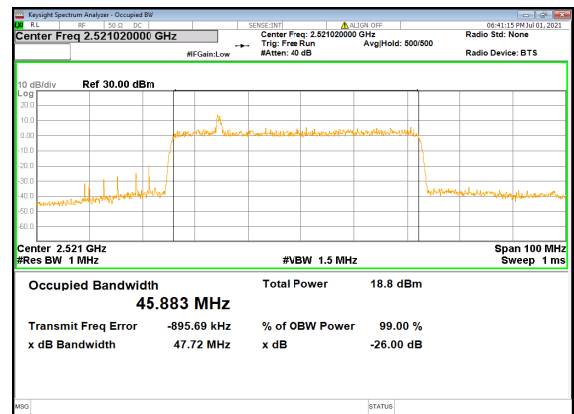
B26_N41(50M)_DFT-s-OFDM_QPSK_Outer
Full_Low_CH



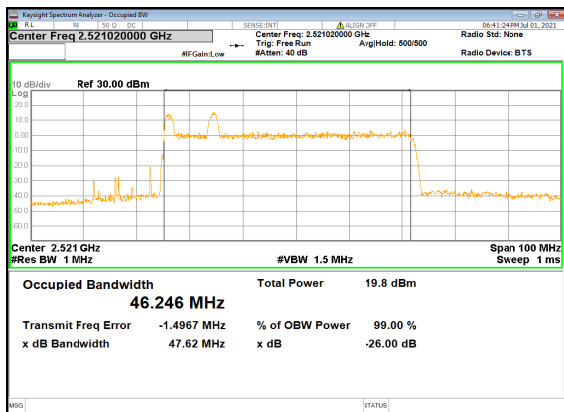
B26_N41(50M)_DFT-s-OFDM_16
QAM_Outer_Full_Low_CH



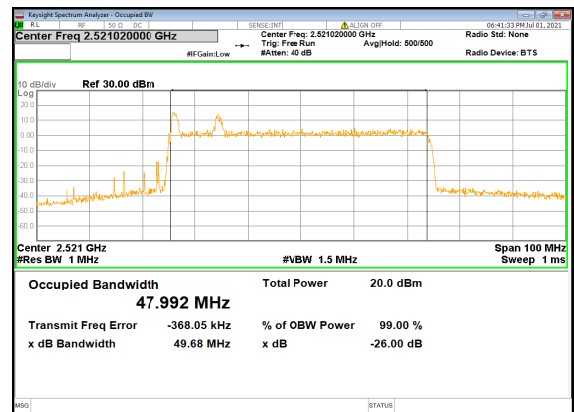
B26_N41(50M)_DFT-s-OFDM_64
QAM_Outer_Full_Low_CH



B26_N41(50M)_DFT-s-OFDM_256
QAM_Outer_Full_Low_CH

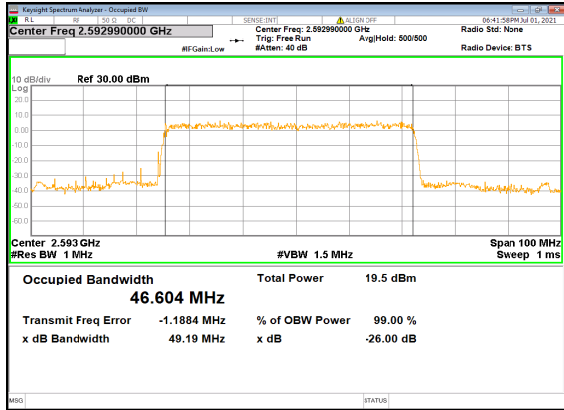


B26_N41(50M)_CP-OFDM_QPSK_Outer_Ful
I_Low_CH

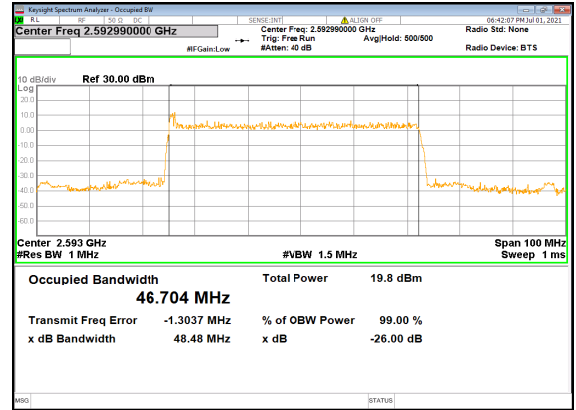




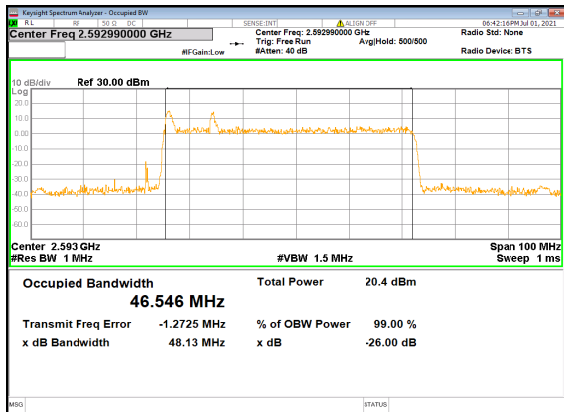
B26_N41(50M)_DFT-s-OFDM_PI_2-BPSK_Outer
_Full_Mid_CH



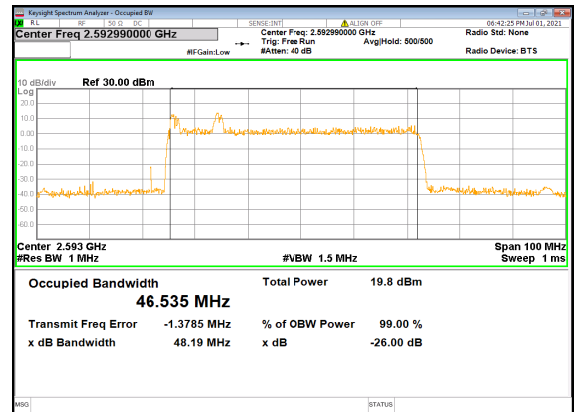
B26_N41(50M)_DFT-s-OFDM_QPSK_Outer
Full_Mid_CH



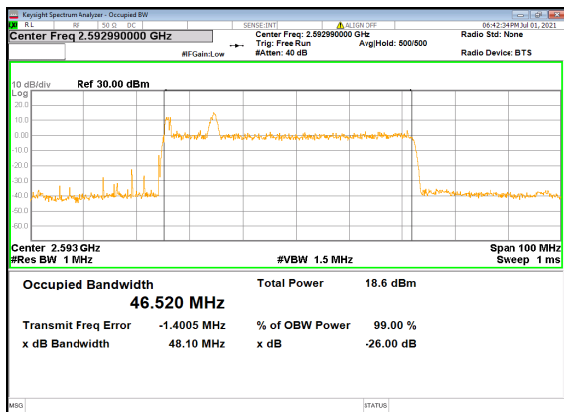
B26_N41(50M)_DFT-s-OFDM_16
QAM_Outer_Full_Mid_CH



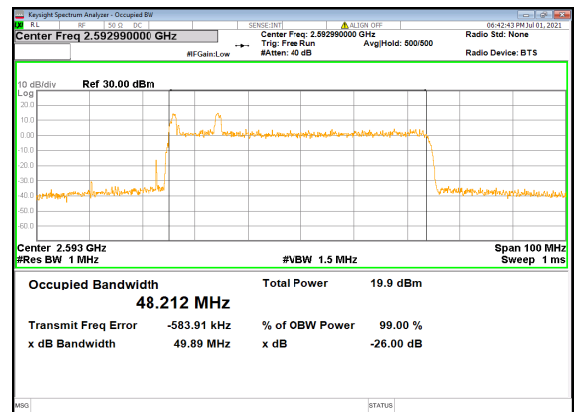
B26_N41(50M)_DFT-s-OFDM_64
QAM_Outer_Full_Mid_CH



B26_N41(50M)_DFT-s-OFDM_256
QAM_Outer_Full_Mid_CH

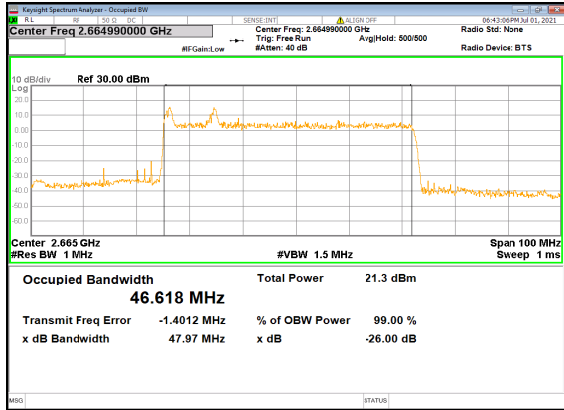


B26_N41(50M)_CP-OFDM_QPSK_Outer_Ful
l_Mid_CH

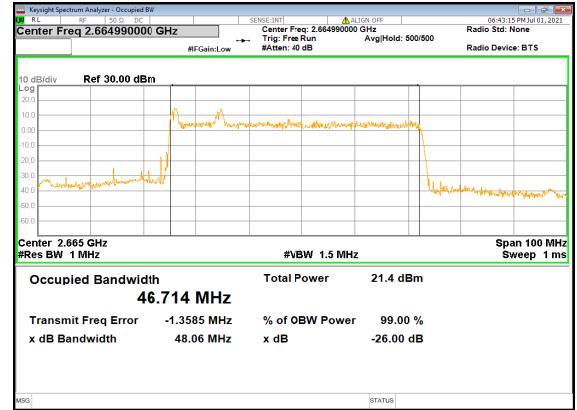




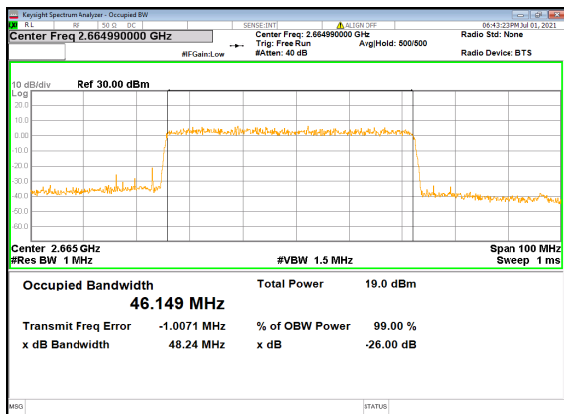
B26_N41(50M)_DFT-s-OFDM_PI_2-BPSK_Outer
_Full_High_CH



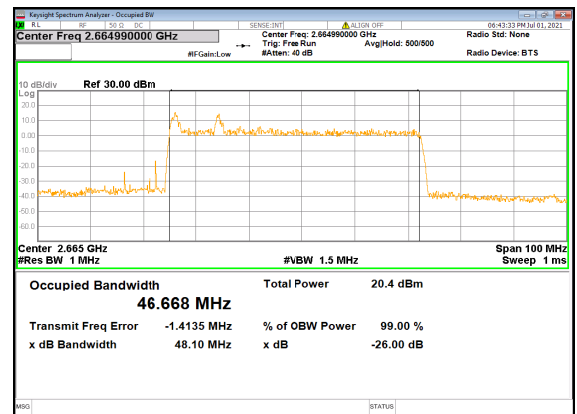
B26_N41(50M)_DFT-s-OFDM_QPSK_Outer
Full_High_CH



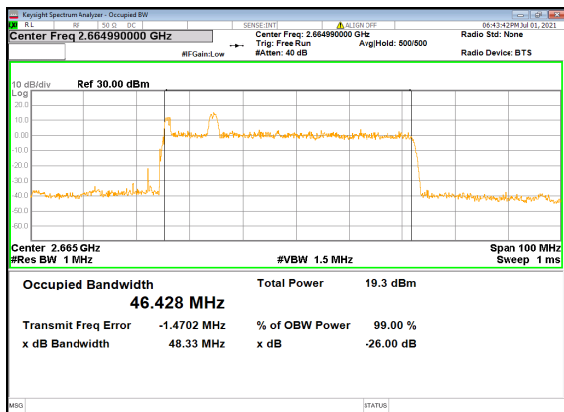
B26_N41(50M)_DFT-s-OFDM_16
QAM_Outer_Full_High_CH



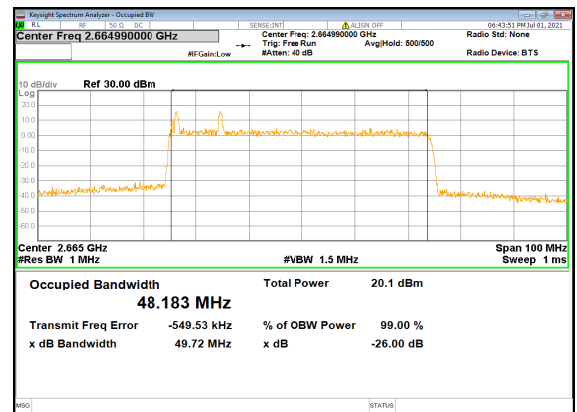
B26_N41(50M)_DFT-s-OFDM_64
QAM_Outer_Full_High_CH



B26_N41(50M)_DFT-s-OFDM_256
QAM_Outer_Full_High_CH

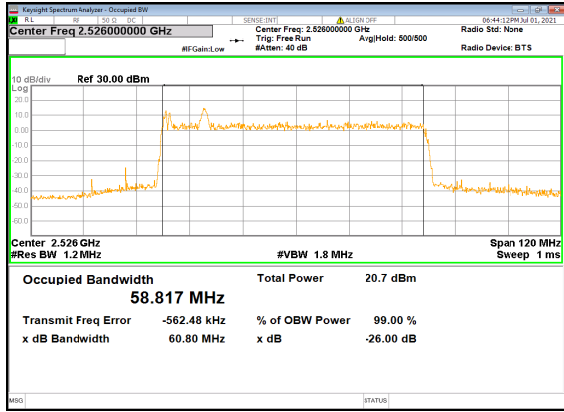


B26_N41(50M)_CP-OFDM_QPSK_Outer_Ful
l_High_CH

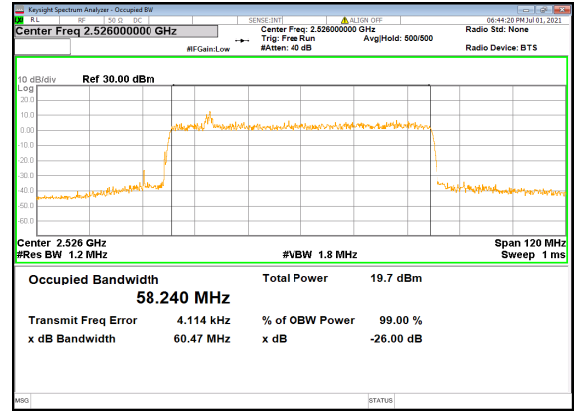




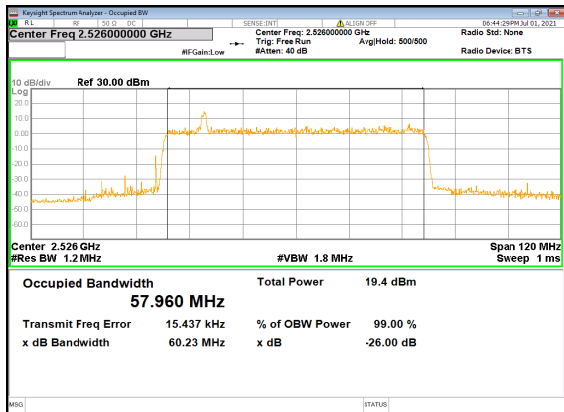
B26_N41(60M)_DFT-s-OFDM_PI_2-BPSK_Outer
_Full_Low_CH



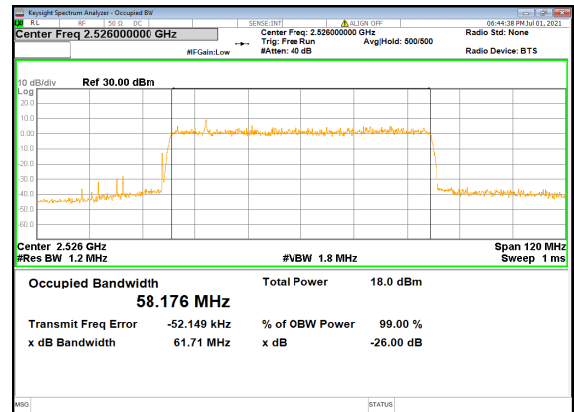
B26_N41(60M)_DFT-s-OFDM_QPSK_Outer
Full_Low_CH



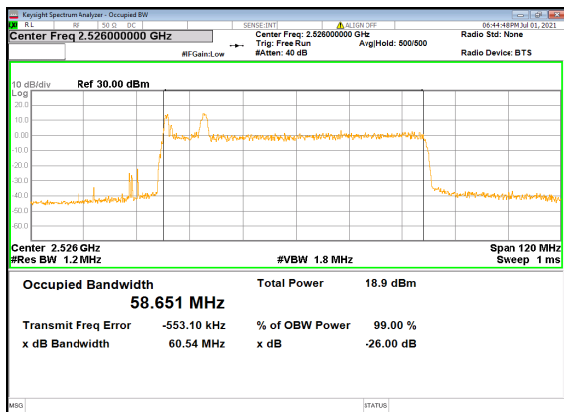
B26_N41(60M)_DFT-s-OFDM_16
QAM_Outer_Full_Low_CH



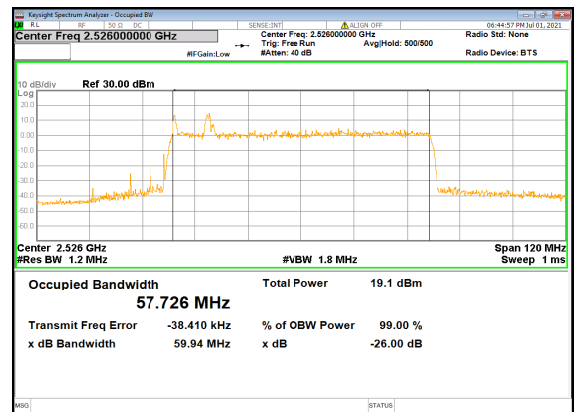
B26_N41(60M)_DFT-s-OFDM_64
QAM_Outer_Full_Low_CH



B26_N41(60M)_DFT-s-OFDM_256
QAM_Outer_Full_Low_CH

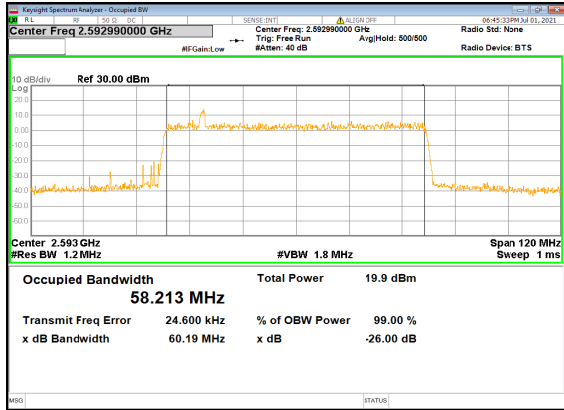


B26_N41(60M)_CP-OFDM_QPSK_Outer_Ful
I_Low_CH

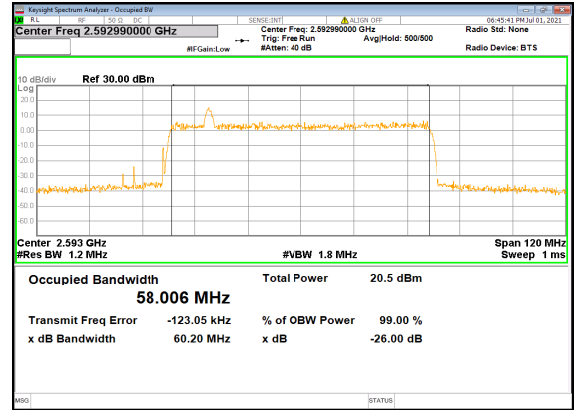




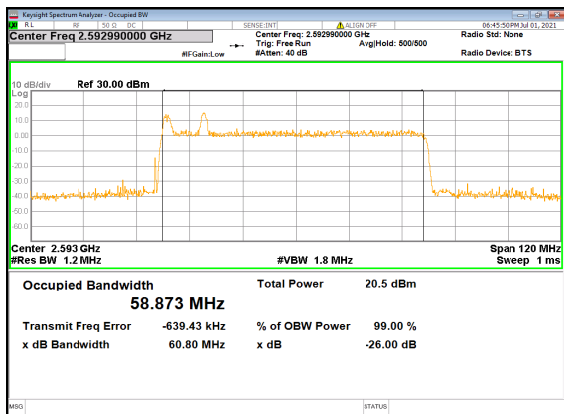
B26_N41(60M)_DFT-s-OFDM_PI_2-BPSK_Outer
_Full_Mid_CH



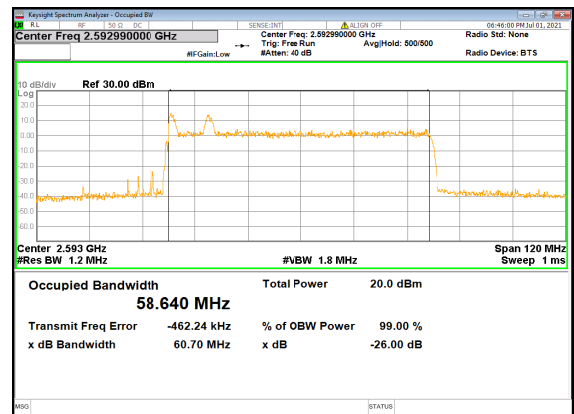
B26_N41(60M)_DFT-s-OFDM_QPSK_Outer
Full_Mid_CH



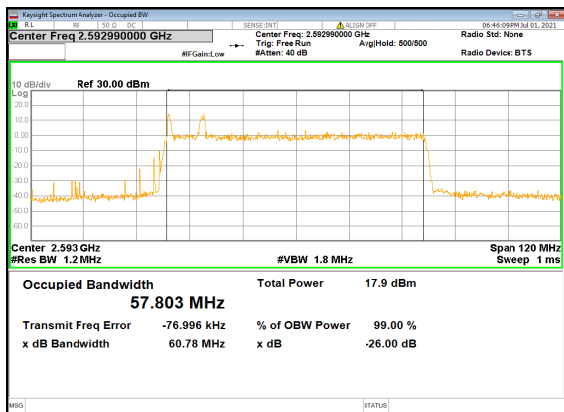
B26_N41(60M)_DFT-s-OFDM_16
QAM_Outer_Full_Mid_CH



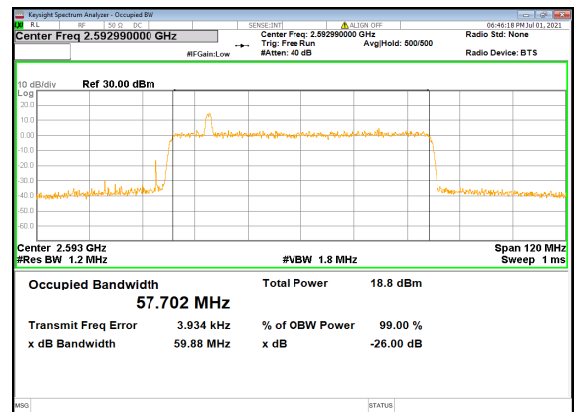
B26_N41(60M)_DFT-s-OFDM_64
QAM_Outer_Full_Mid_CH



B26_N41(60M)_DFT-s-OFDM_256
QAM_Outer_Full_Mid_CH

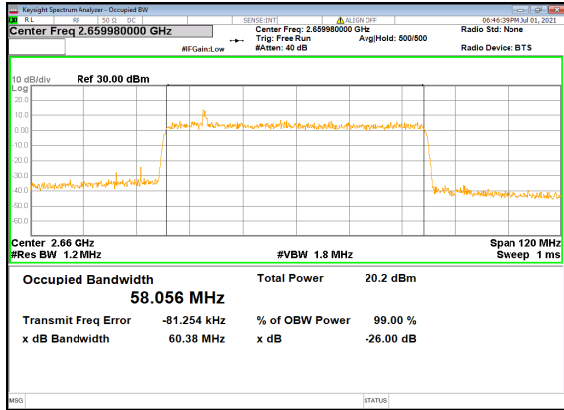


B26_N41(60M)_CP-OFDM_QPSK_Outer_Ful
l_Mid_CH

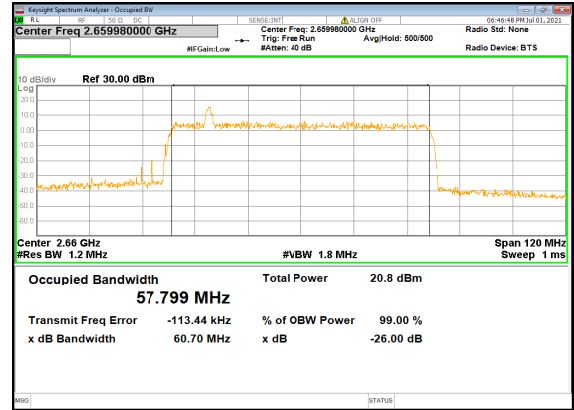




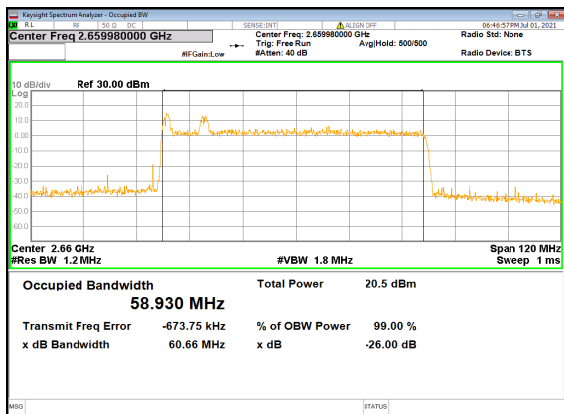
B26_N41(60M)_DFT-s-OFDM_PI_2-BPSK_Outer
_Full_High_CH



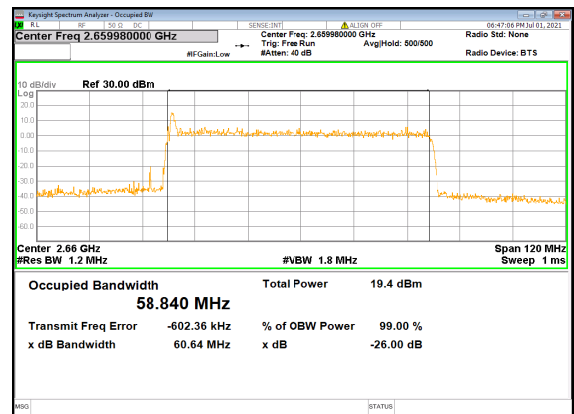
B26_N41(60M)_DFT-s-OFDM_QPSK_Outer
Full_High_CH



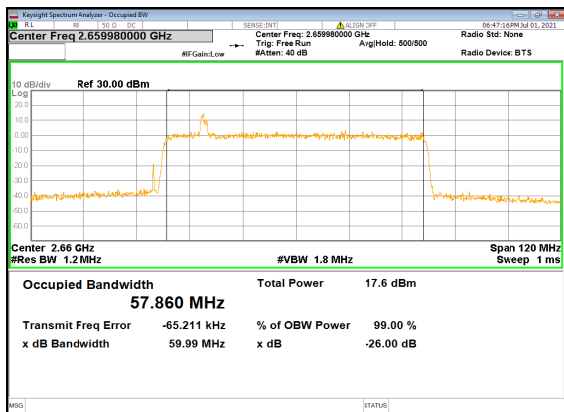
B26_N41(60M)_DFT-s-OFDM_16
QAM_Outer_Full_High_CH



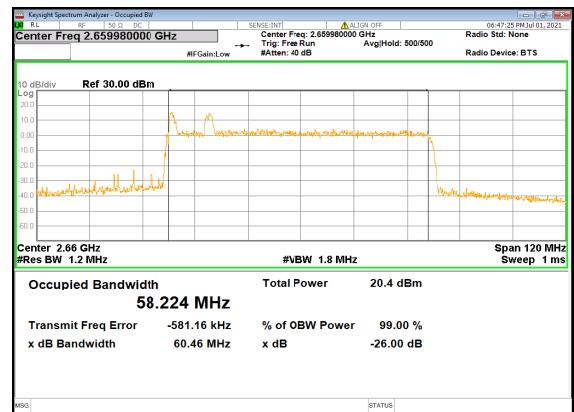
B26_N41(60M)_DFT-s-OFDM_64
QAM_Outer_Full_High_CH



B26_N41(60M)_DFT-s-OFDM_256
QAM_Outer_Full_High_CH

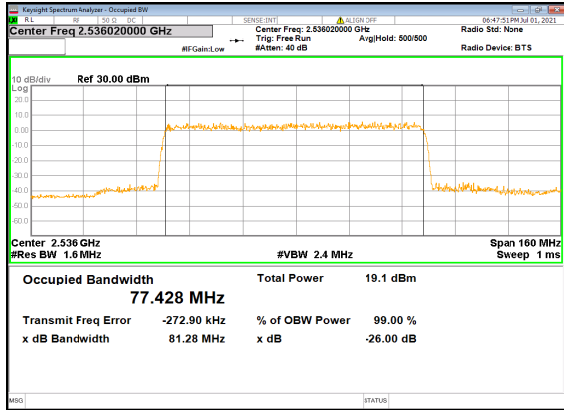


B26_N41(60M)_CP-OFDM_QPSK_Outer_Ful
l_High_CH

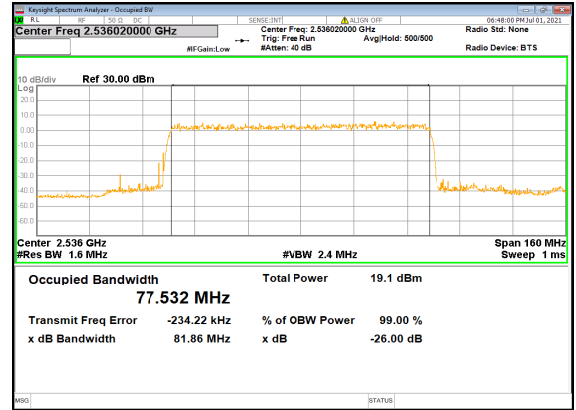




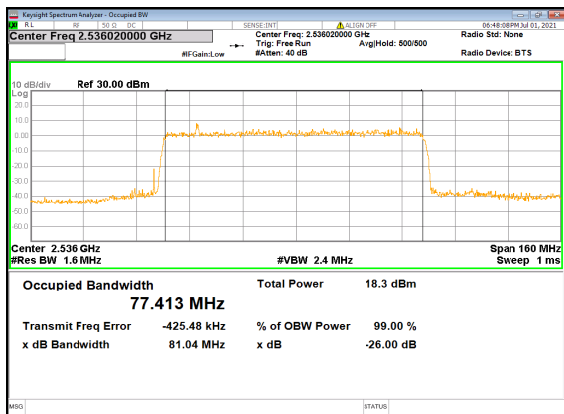
B26_N41(80M)_DFT-s-OFDM_PI_2-BPSK_Outer
_Full_Low_CH



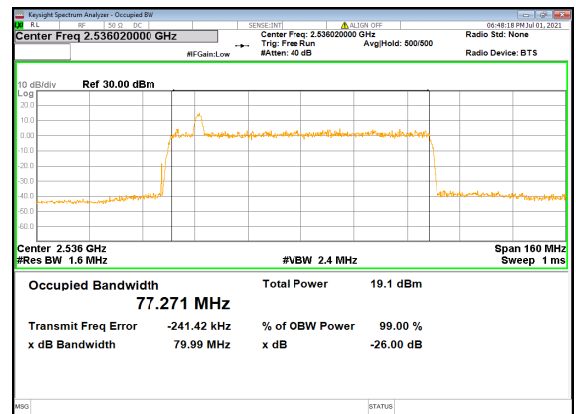
B26_N41(80M)_DFT-s-OFDM_QPSK_Outer
Full_Low_CH



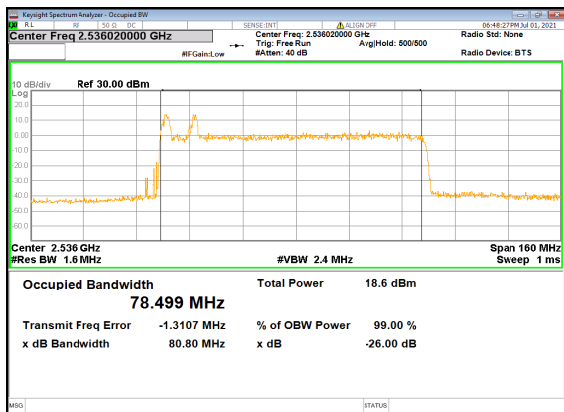
B26_N41(80M)_DFT-s-OFDM_16
QAM_Outer_Full_Low_CH



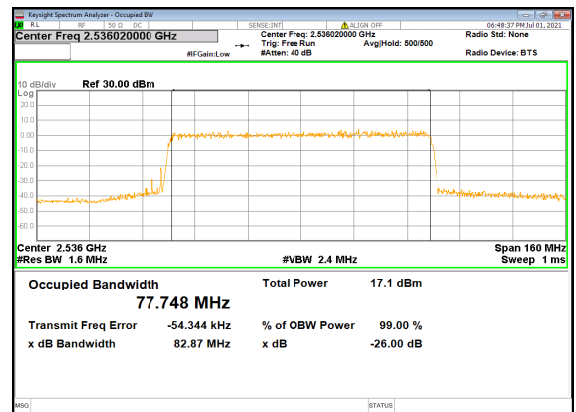
B26_N41(80M)_DFT-s-OFDM_64
QAM_Outer_Full_Low_CH



B26_N41(80M)_DFT-s-OFDM_256
QAM_Outer_Full_Low_CH

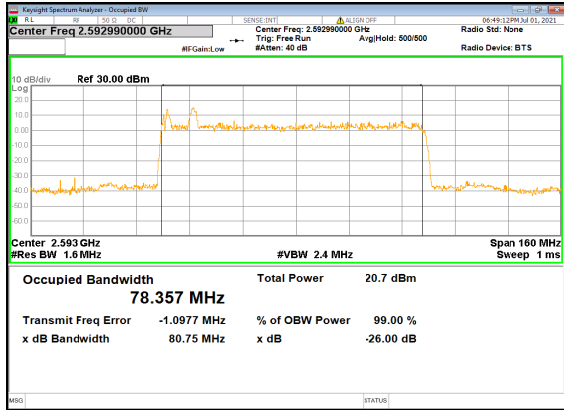


B26_N41(80M)_CP-OFDM_QPSK_Outer_Ful
I_Low_CH

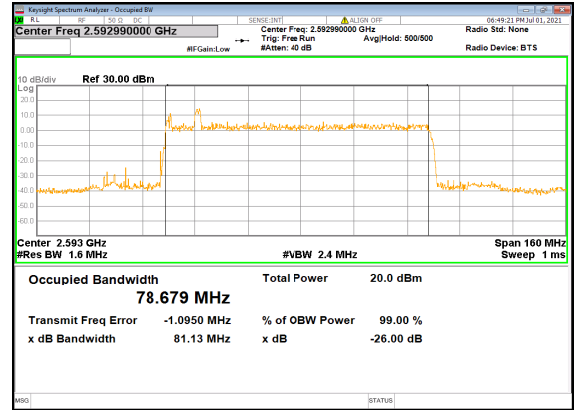




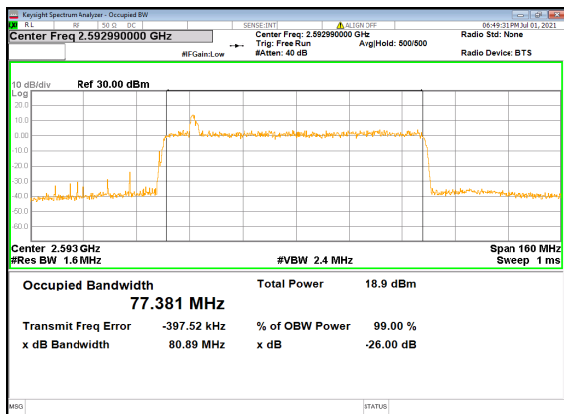
B26_N41(80M)_DFT-s-OFDM_PI_2-BPSK_Outer
_Full_Mid_CH



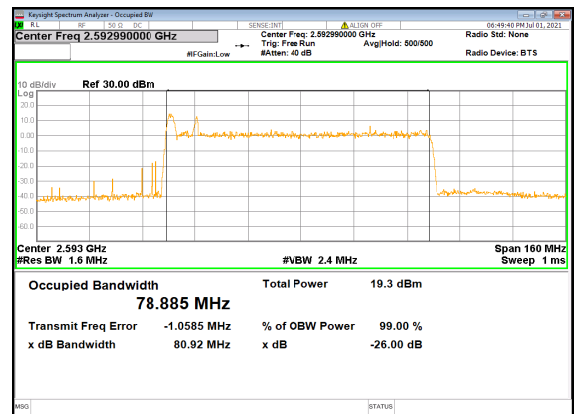
B26_N41(80M)_DFT-s-OFDM_QPSK_Outer
Full_Mid_CH



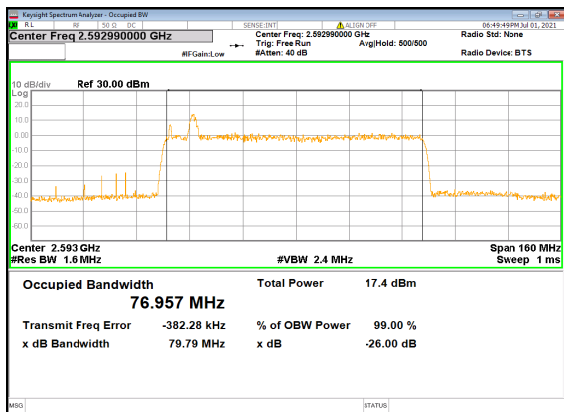
B26_N41(80M)_DFT-s-OFDM_16
QAM_Outer_Full_Mid_CH



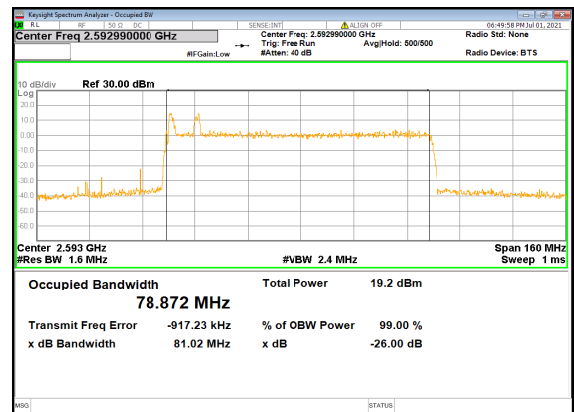
B26_N41(80M)_DFT-s-OFDM_64
QAM_Outer_Full_Mid_CH



B26_N41(80M)_DFT-s-OFDM_256
QAM_Outer_Full_Mid_CH

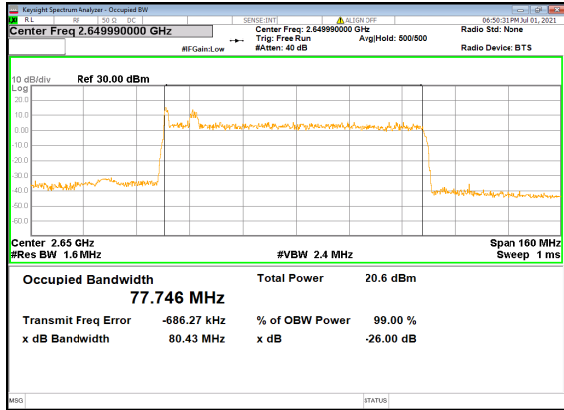


B26_N41(80M)_CP-OFDM_QPSK_Outer_Ful
l_Mid_CH

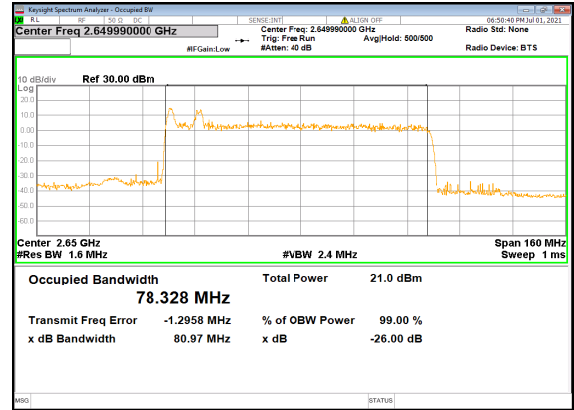




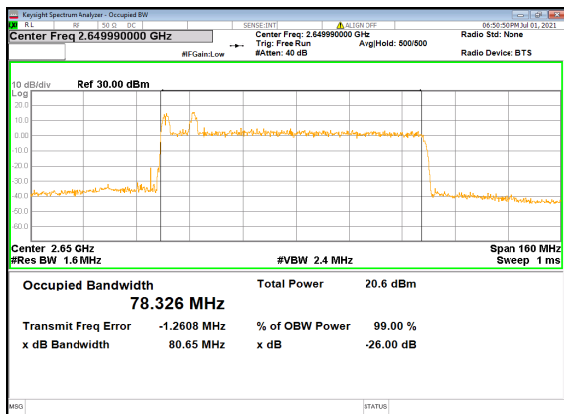
B26_N41(80M)_DFT-s-OFDM_PI_2-BPSK_Outer
_Full_High_CH



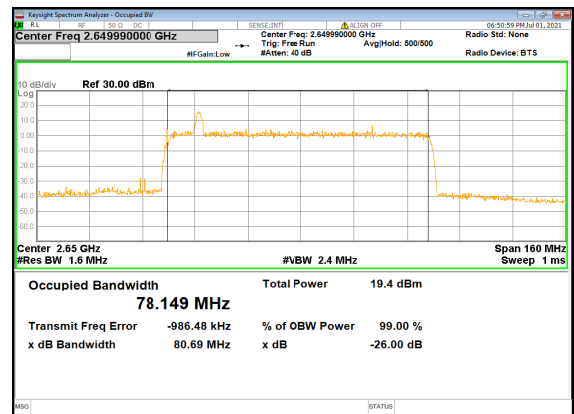
B26_N41(80M)_DFT-s-OFDM_QPSK_Outer
Full_High_CH



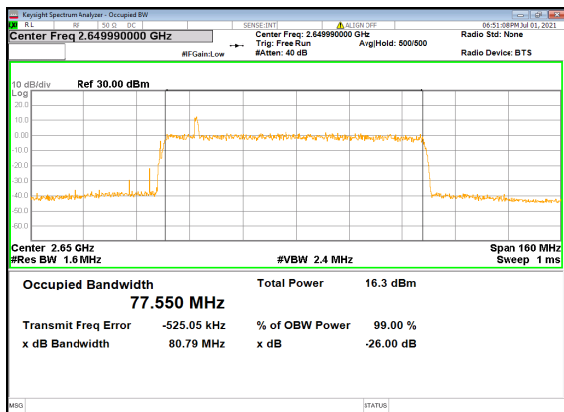
B26_N41(80M)_DFT-s-OFDM_16
QAM_Outer_Full_High_CH



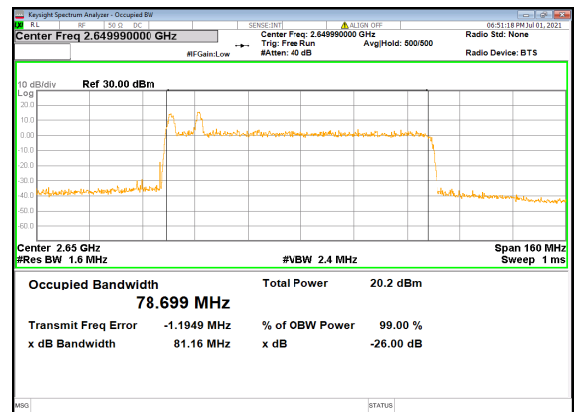
B26_N41(80M)_DFT-s-OFDM_64
QAM_Outer_Full_High_CH



B26_N41(80M)_DFT-s-OFDM_256
QAM_Outer_Full_High_CH



B26_N41(80M)_CP-OFDM_QPSK_Outer_Ful
l_High_CH

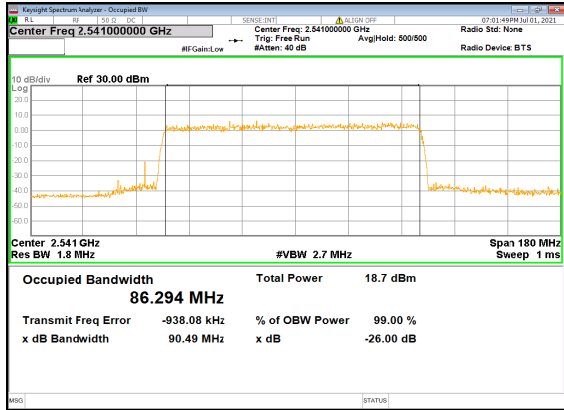




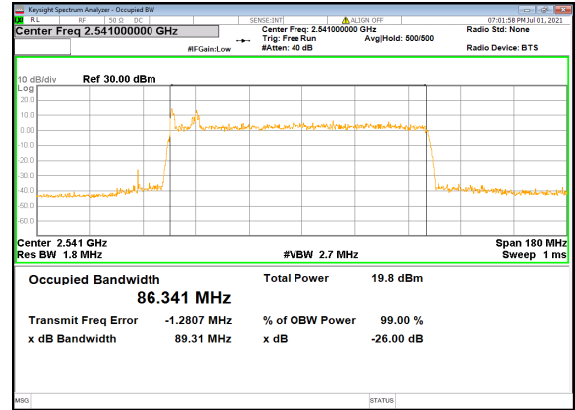
REPORT No.: SZ21040341W11



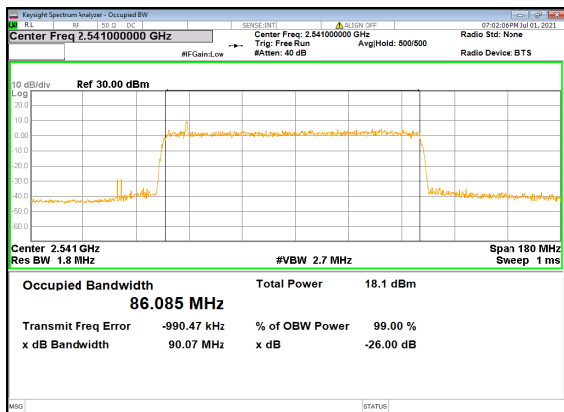
B26_N41(90M)_DFT-s-OFDM_PI_2-BPSK_Outer
_Full_Low_CH



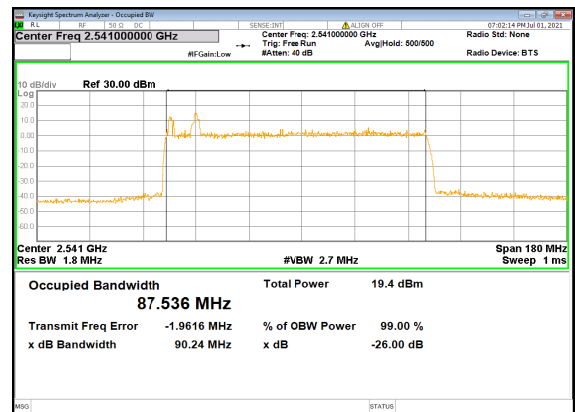
B26_N41(90M)_DFT-s-OFDM_QPSK_Outer
Full_Low_CH



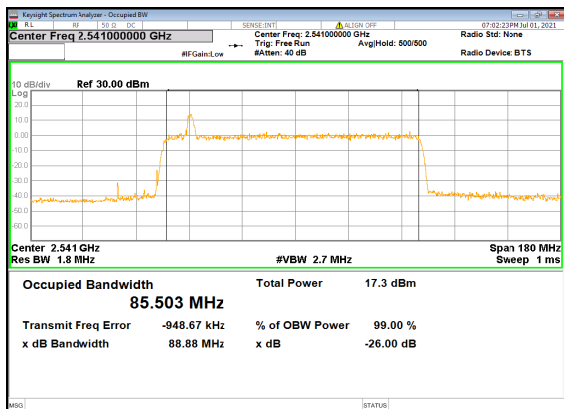
B26_N41(90M)_DFT-s-OFDM_16
QAM_Outer_Full_Low_CH



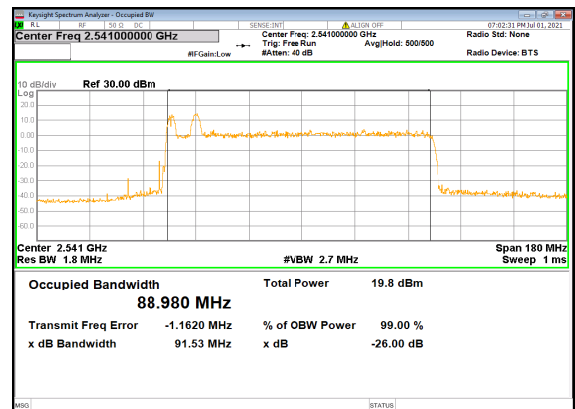
B26_N41(90M)_DFT-s-OFDM_64
QAM_Outer_Full_Low_CH



B26_N41(90M)_DFT-s-OFDM_256
QAM_Outer_Full_Low_CH

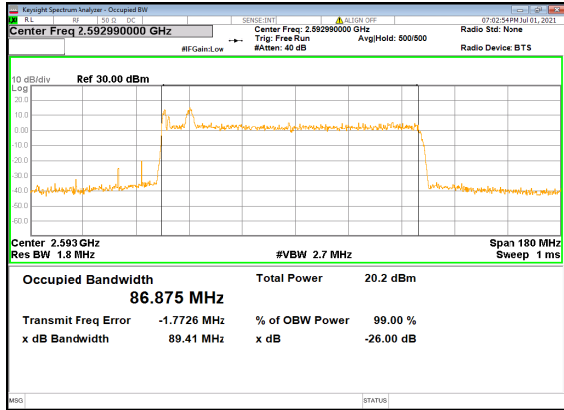


B26_N41(90M)_CP-OFDM_QPSK_Outer_Ful
I_Low_CH

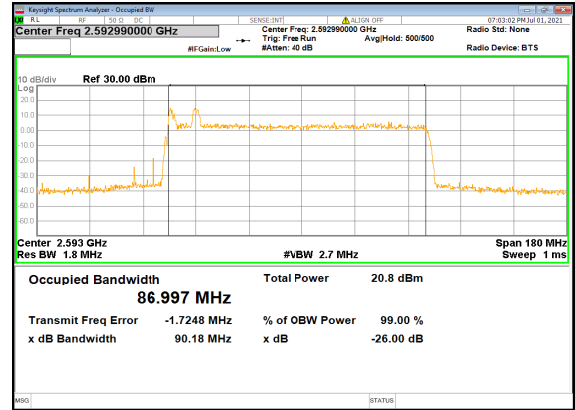




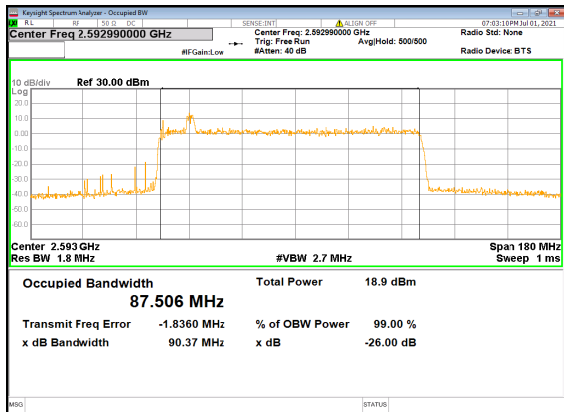
B26_N41(90M)_DFT-s-OFDM_PI_2-BPSK_Outer
_Full_Mid_CH



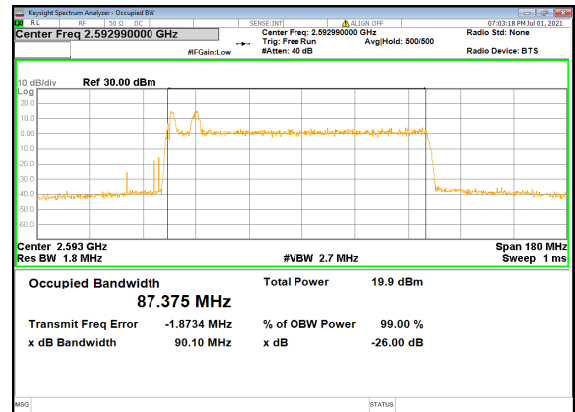
B26_N41(90M)_DFT-s-OFDM_QPSK_Outer
Full_Mid_CH



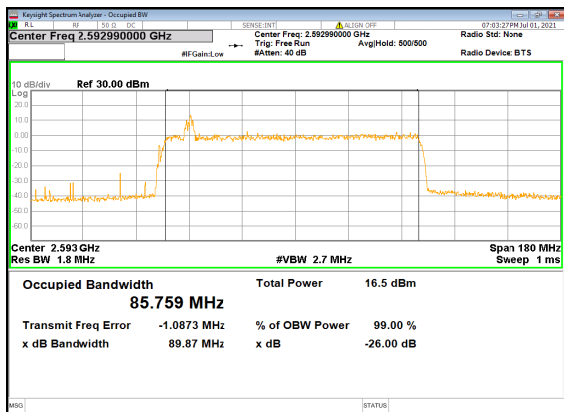
B26_N41(90M)_DFT-s-OFDM_16
QAM_Outer_Full_Mid_CH



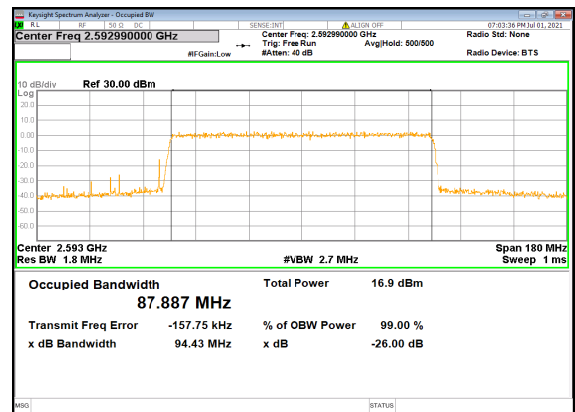
B26_N41(90M)_DFT-s-OFDM_64
QAM_Outer_Full_Mid_CH



B26_N41(90M)_DFT-s-OFDM_256
QAM_Outer_Full_Mid_CH

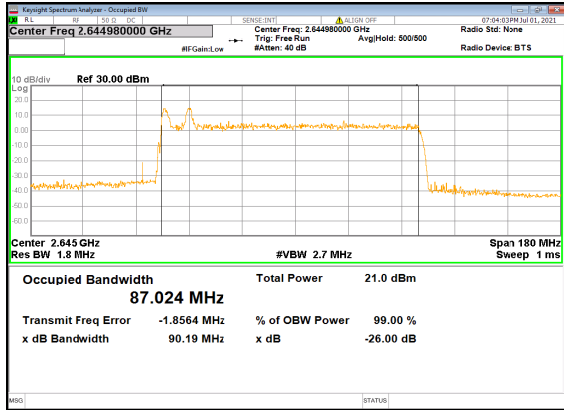


B26_N41(90M)_CP-OFDM_QPSK_Outer_Ful
l_Mid_CH

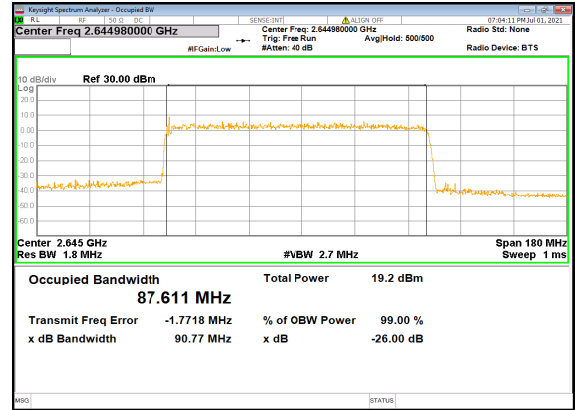




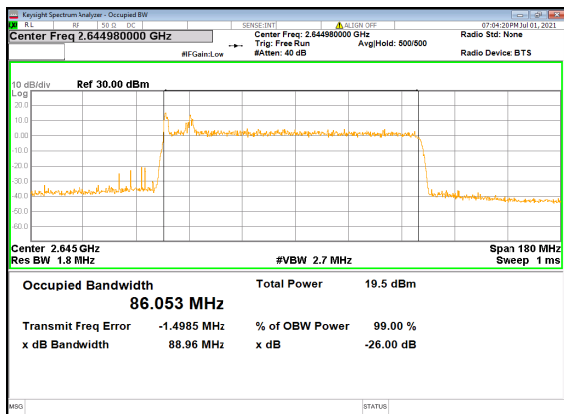
B26_N41(90M)_DFT-s-OFDM_PI_2-BPSK_Outer
_Full_High_CH



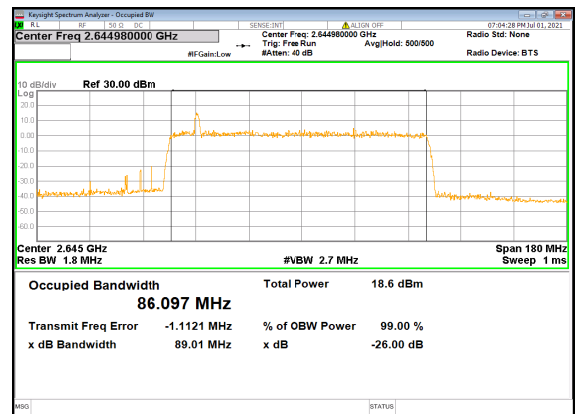
B26_N41(90M)_DFT-s-OFDM_QPSK_Outer
Full_High_CH



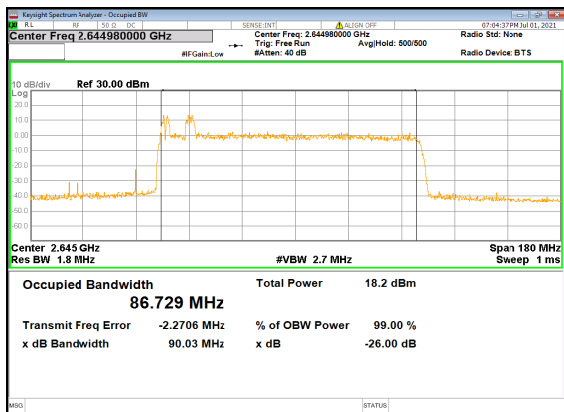
B26_N41(90M)_DFT-s-OFDM_16
QAM_Outer_Full_High_CH



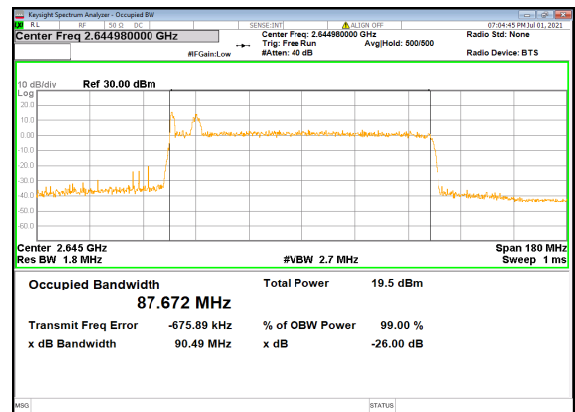
B26_N41(90M)_DFT-s-OFDM_64
QAM_Outer_Full_High_CH



B26_N41(90M)_DFT-s-OFDM_256
QAM_Outer_Full_High_CH

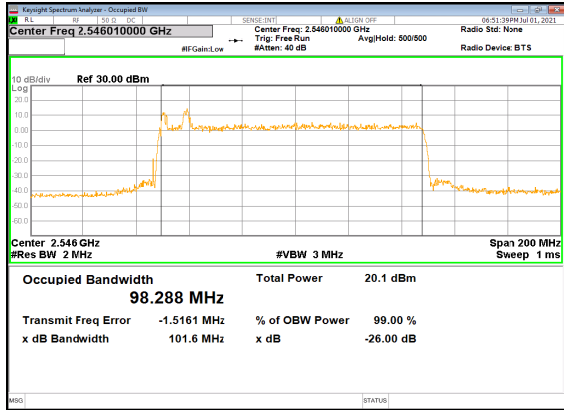


B26_N41(90M)_CP-OFDM_QPSK_Outer_Ful
l_High_CH

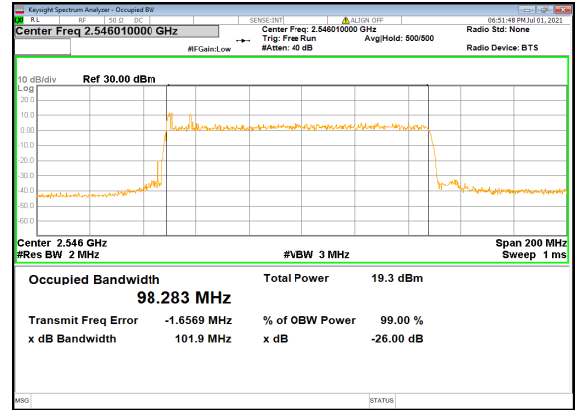




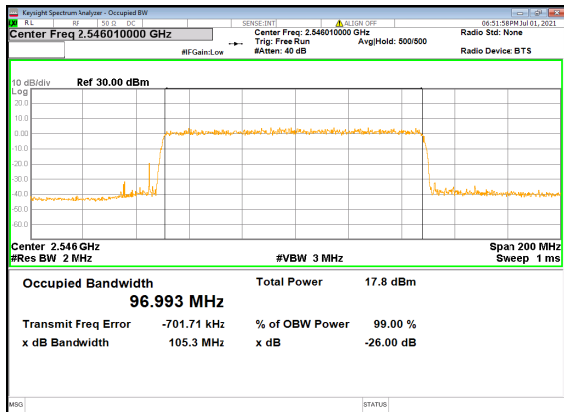
B26_N41(100M)_DFT-s-OFDM_PI_2-BPSK_Out
er_Full_Low_CH



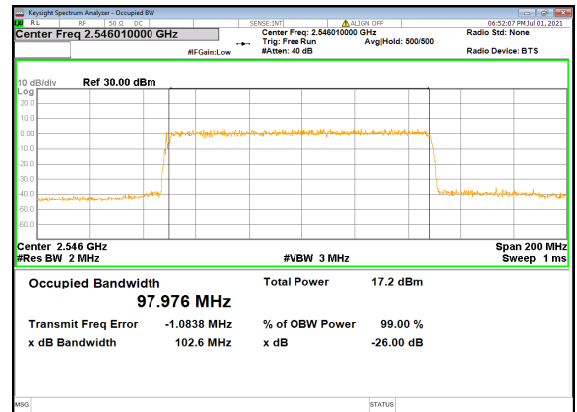
B26_N41(100M)_DFT-s-OFDM_QPSK_Outer
_Full_Low_CH



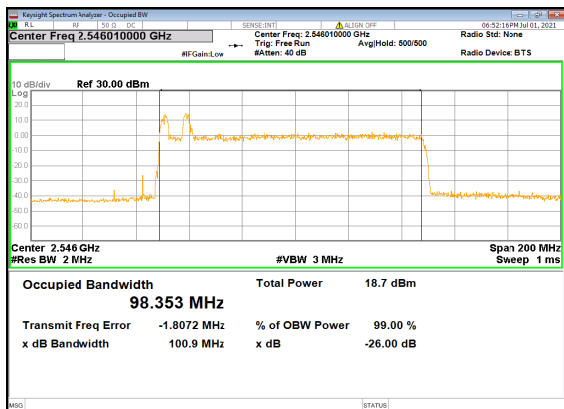
B26_N41(100M)_DFT-s-OFDM_16
QAM_Outer_Full_Low_CH



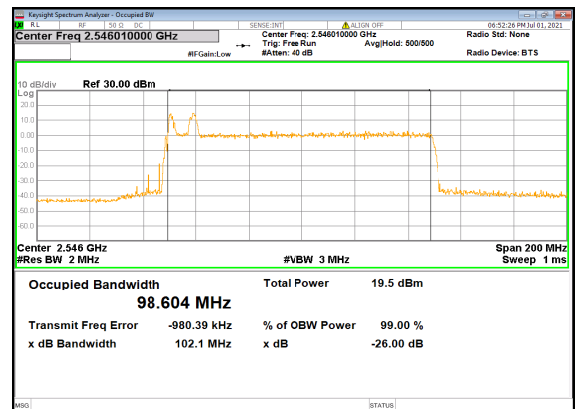
B26_N41(100M)_DFT-s-OFDM_64
QAM_Outer_Full_Low_CH



B26_N41(100M)_DFT-s-OFDM_256
QAM_Outer_Full_Low_CH

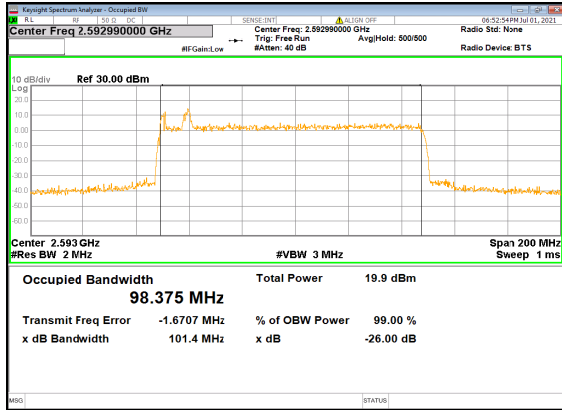


B26_N41(100M)_CP-OFDM_QPSK_Outer_F
ull_Low_CH

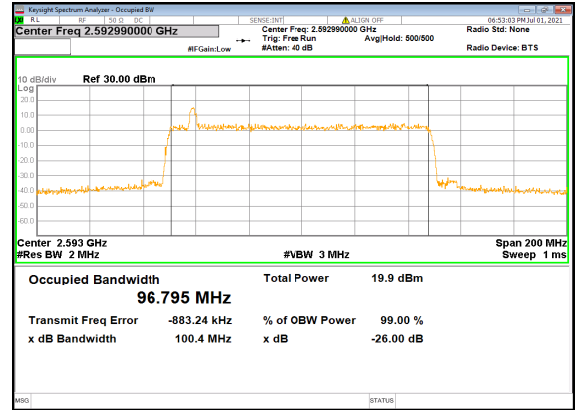




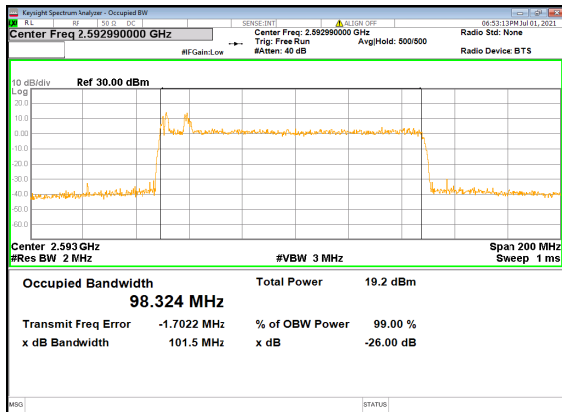
B26_N41(100M)_DFT-s-OFDM_PI_2-BPSK_Outer_Full_Mid_CH



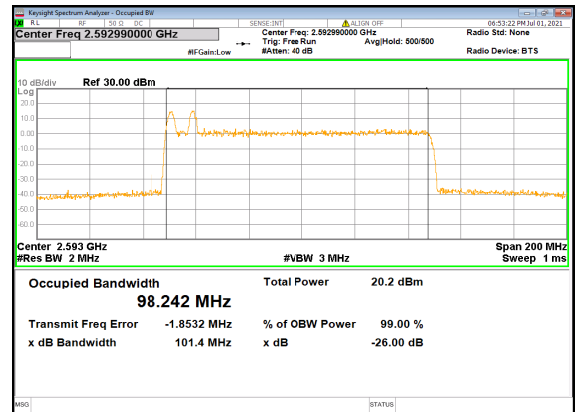
B26_N41(100M)_DFT-s-OFDM_QPSK_Outer_Full_Mid_CH



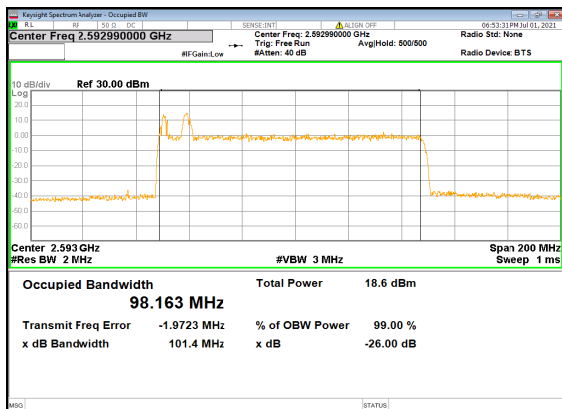
B26_N41(100M)_DFT-s-OFDM_16_QAM_Outer_Full_Mid_CH



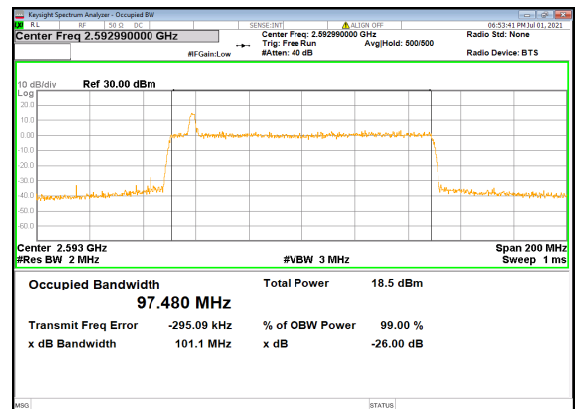
B26_N41(100M)_DFT-s-OFDM_64_QAM_Outer_Full_Mid_CH



B26_N41(100M)_DFT-s-OFDM_256_QAM_Outer_Full_Mid_CH

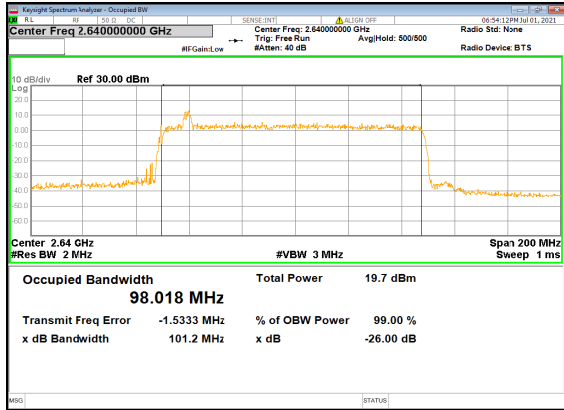


B26_N41(100M)_CP-OFDM_QPSK_Outer_Full_Mid_CH

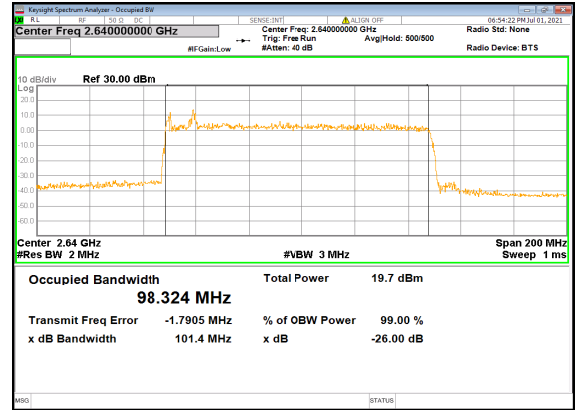




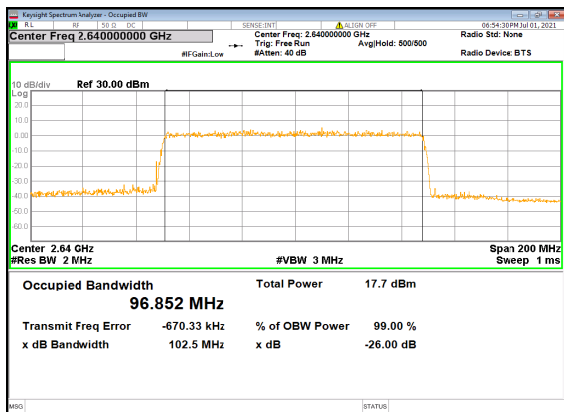
B26_N41(100M)_DFT-s-OFDM_PI_2-BPSK_Out
er_Full_High_CH



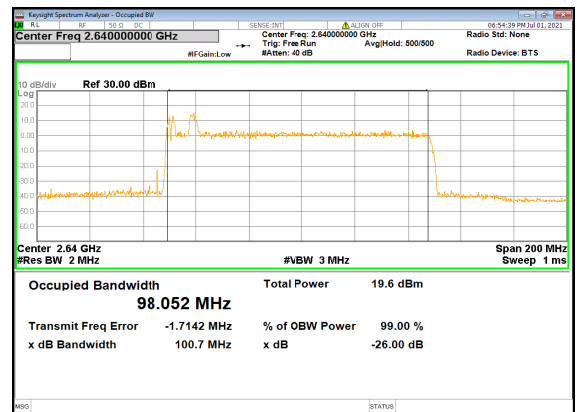
B26_N41(100M)_DFT-s-OFDM_QPSK_Outer
_Full_High_CH



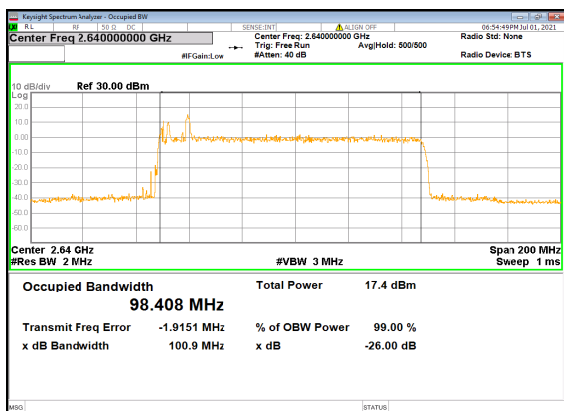
B26_N41(100M)_DFT-s-OFDM_16
QAM_Outer_Full_High_CH



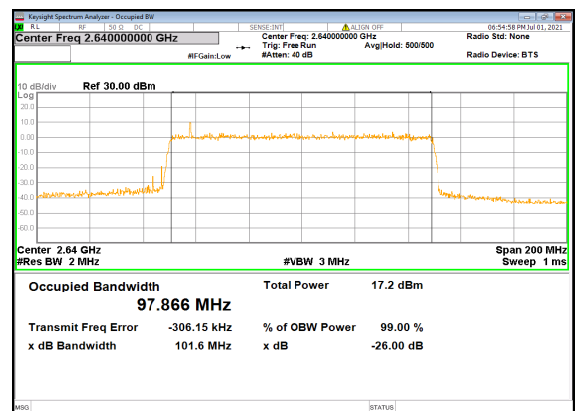
B26_N41(100M)_DFT-s-OFDM_64
QAM_Outer_Full_High_CH



B26_N41(100M)_DFT-s-OFDM_256
QAM_Outer_Full_High_CH



B26_N41(100M)_CP-OFDM_QPSK_Outer_F
ull_High_CH



2.3. Frequency Stability

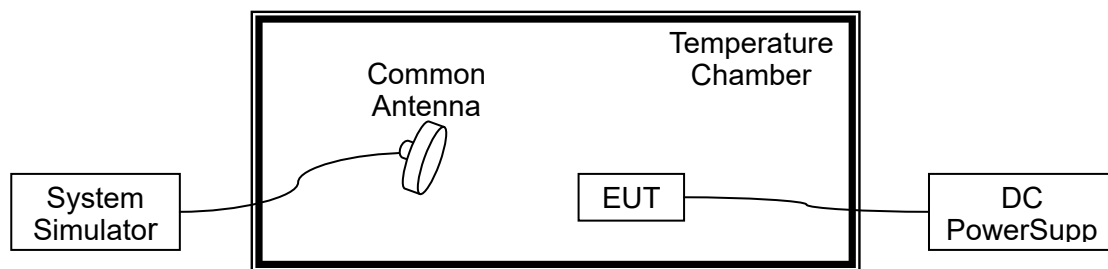
2.3.1. Requirement

According to FCC section 2.1055 & 27.54, the frequency stability shall be sufficient to ensure that the fundamental emission stays within the authorized frequency block. According to FCC section 2.1055, the test conditions are:

- (a) The temperature is varied from -30°C to $+50^{\circ}\text{C}$ at intervals of not more than 10°C .
- (b) For hand carried battery powered equipment, the primary supply voltage is reduced to the battery operating end point which shall be specified by the manufacture. The supply voltage shall be measured at the input to the cable normally provided with the equipment, or at the power supply terminals if cables are not normally provided.

Note: The operating temperature of EUT is from 0°C to 35°C , which are specified by the applicant.

2.3.2. Test Description



The EUT which is powered by the DC Power Supply directly, is located in the Temperature Chamber. The EUT is commanded by the System Simulator (SS) to operate at the maximum output power. A call is established between the EUT and the SS via a Common Antenna.

2.3.3. Test procedure

KDB 971168 D01v03 Section 9.0 and ANSI/TIA-603-E-2016.

2.3.4. Test Result

The nominal, highest and lowest extreme voltages are separately 8.9VDC, 7.74VDC and 6.8VDC, which are specified by the applicant; the normal temperature here used is 20°C .



NR n5, QPSK, Channel 167300, SCS 15kHz, Frequency 836.5MHz					
Limit =±2.5ppm					
Voltage (%)	Power (VDC)	Temp (°C)	Fre. Dev. (Hz)	Deviation (ppm)	Result
100	7.74	+20 (Ref)	23	0.027	PASS
100		0	29	0.035	
100		+10	22	0.026	
100		+20	29	0.035	
100		+30	29	0.035	
100		+35	46	0.055	
115	8.9	+20	20	0.024	
85	6.8	+20	22	0.026	

NR n7, QPSK, Channel 507000, SCS 15kHz, Frequency 2535MHz					
Limit =±2.5ppm					
Voltage (%)	Power (VDC)	Temp (°C)	Fre. Dev. (Hz)	Deviation (ppm)	Result
100	7.74	+20 (Ref)	33	0.013	PASS
100		0	24	0.009	
100		+10	22	0.009	
100		+20	28	0.011	
100		+30	14	0.006	
100		+35	-13	-0.005	
115	8.9	+20	31	0.012	
85	6.8	+20	-16	-0.006	



NR n41, QPSK, Channel 518598, SCS 30kHz, Frequency 2593MHz Limit =±2.5ppm					
Voltage (%)	Power (VDC)	Temp (°C)	Fre. Dev. (Hz)	Deviation (ppm)	Result
100	7.74	+20 (Ref)	13	0.005	PASS
100		0	29	0.011	
100		+10	21	0.008	
100		+20	17	0.007	
100		+30	32	0.012	
100		+35	-25	-0.010	
115	8.9	+20	-19	-0.007	
85	6.8	+20	39	0.015	

2.4. Conducted Spurious Emissions

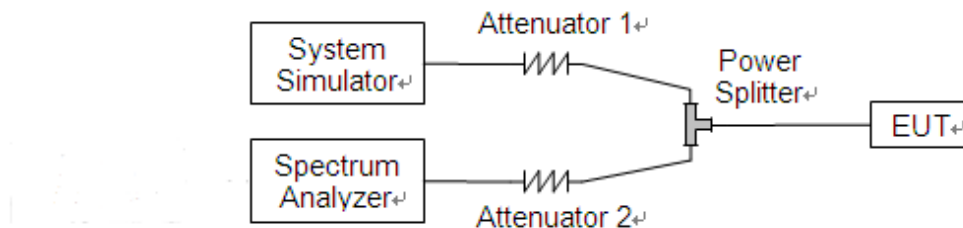
2.4.1. Requirement

According to FCC section 2.1051, section 27.53(h), section 27.53(g), the power of any emission outside of the authorized operating frequency ranges must be attenuated below the transmitting power (P) by a factor of at least $43 + 10 \log(P)$ dB. This calculated to be -13dBm.

Additional requirement for N41:

The power of any emission outside of the authorized operating frequency ranges must be attenuated below the transmitting power (P) by a factor of at least $55 + 10 \log(P)$ dB. This calculated to be -25dBm.

2.4.2. Test Description



The EUT is coupled to the Spectrum Analyzer (SA) and the System Simulator (SS) with Attenuators through the Power Splitter; the RF load attached to the EUT antenna terminal is 50Ohm; the path loss as the factor is calibrated to correct the reading. The EUT is commanded by the SS to operate at the maximum output power. A call is established between the EUT and the SS.



REPORT No.: SZ21040341W11

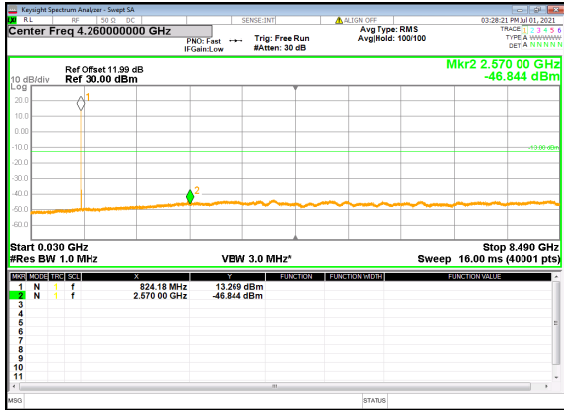
2.4.3. Test procedure

KDB 971168 D01v03 Section 6.0 and ANSI/TIA-603-E-2016.

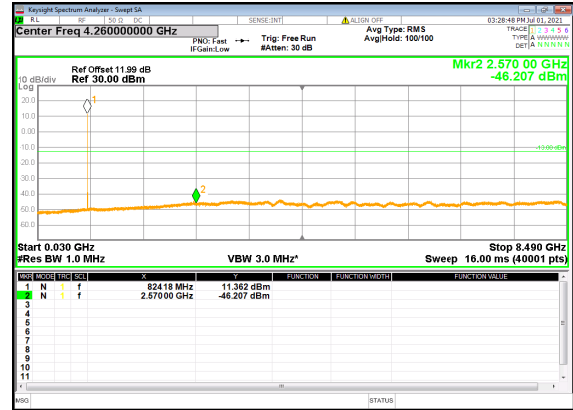
2.4.4. Test Result



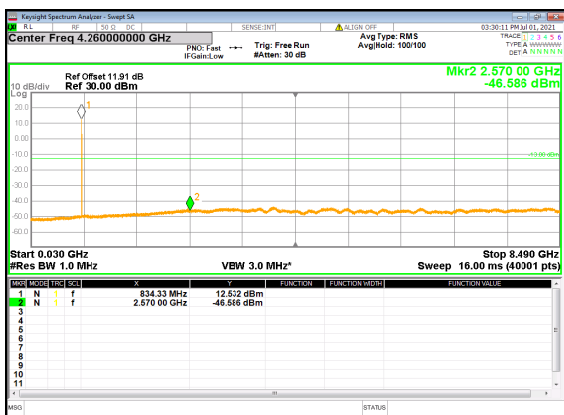
B7_N5(5M)_DFT-s-OFDM_BPSK_Edge_1RB_
Left_Low_CH



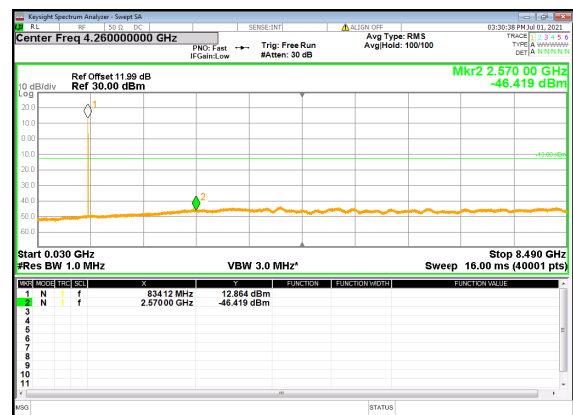
B7_N5(5M)_DFT-s-OFDM_QPSK_Edge_1RB_
Left_Low_CH



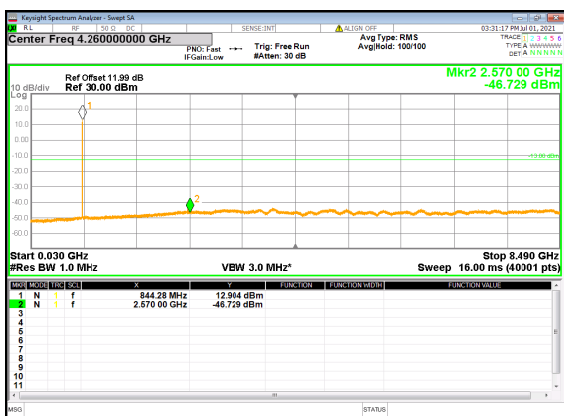
B7_N5(5M)_DFT-s-OFDM_BPSK_Edge_1RB_
Left_Mid_CH



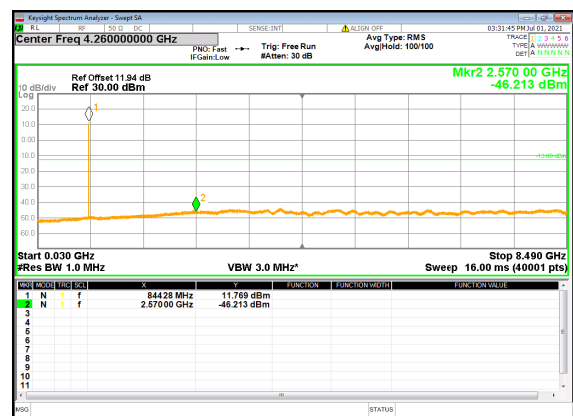
B7_N5(5M)_DFT-s-OFDM_QPSK_Edge_1RB_
Left_Mid_CH



B7_N5(5M)_DFT-s-OFDM_BPSK_Edge_1RB_
Left_High_CH

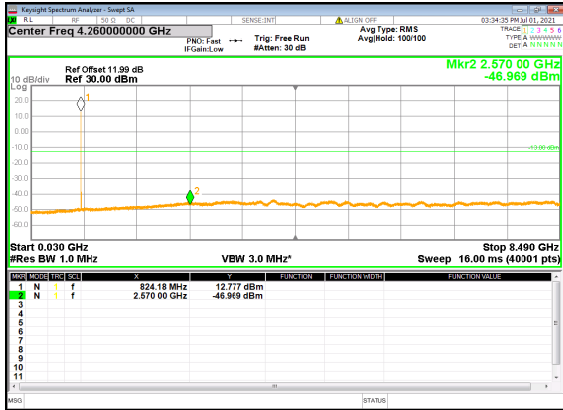


B7_N5(5M)_DFT-s-OFDM_QPSK_Edge_1RB_
Left_High_CH

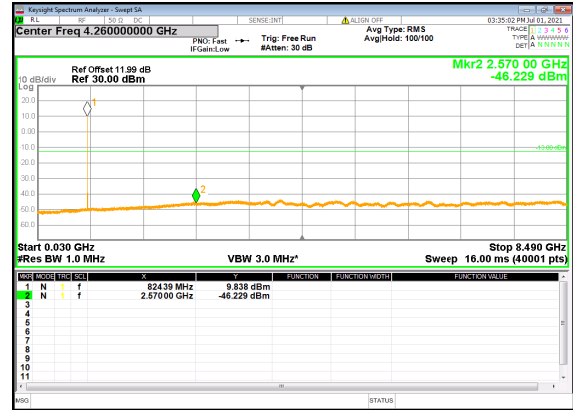




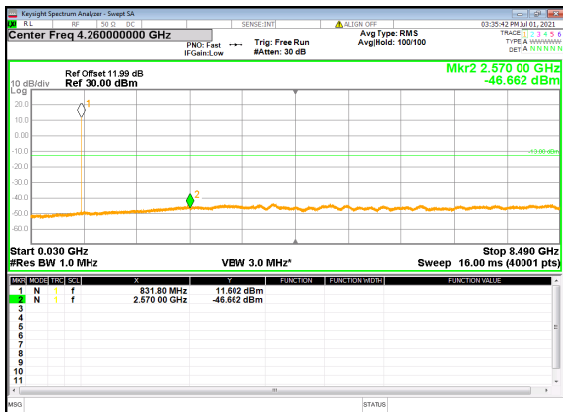
B7_N5(10M)_DFT-s-OFDM_BPSK_Edge_1RB
_Left_Low_CH



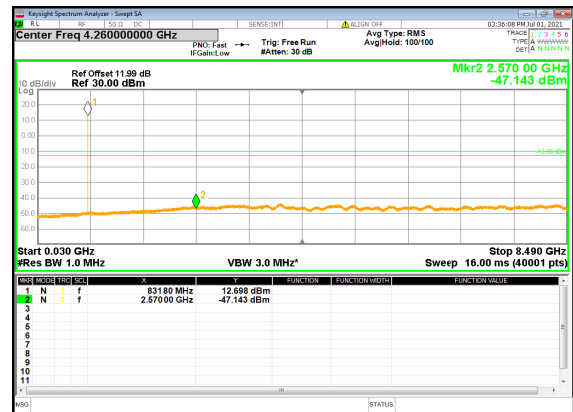
B7_N5(10M)_DFT-s-OFDM_QPSK_Edge_1RB
_Left_Low_CH



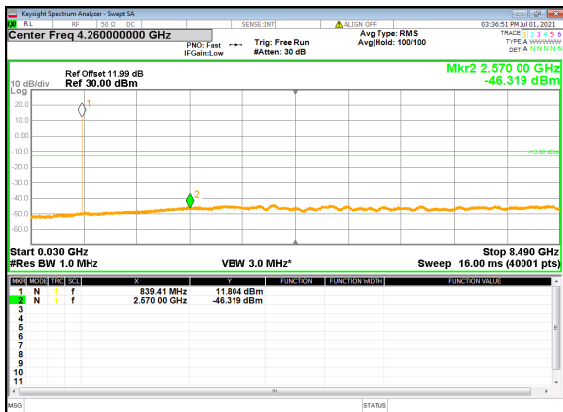
B7_N5(10M)_DFT-s-OFDM_BPSK_Edge_1RB
_Left_Mid_CH



B7_N5(10M)_DFT-s-OFDM_QPSK_Edge_1RB
_Left_Mid_CH



B7_N5(10M)_DFT-s-OFDM_BPSK_Edge_1RB
_Left_High_CH



B7_N5(10M)_DFT-s-OFDM_QPSK_Edge_1RB
_Left_High_CH

