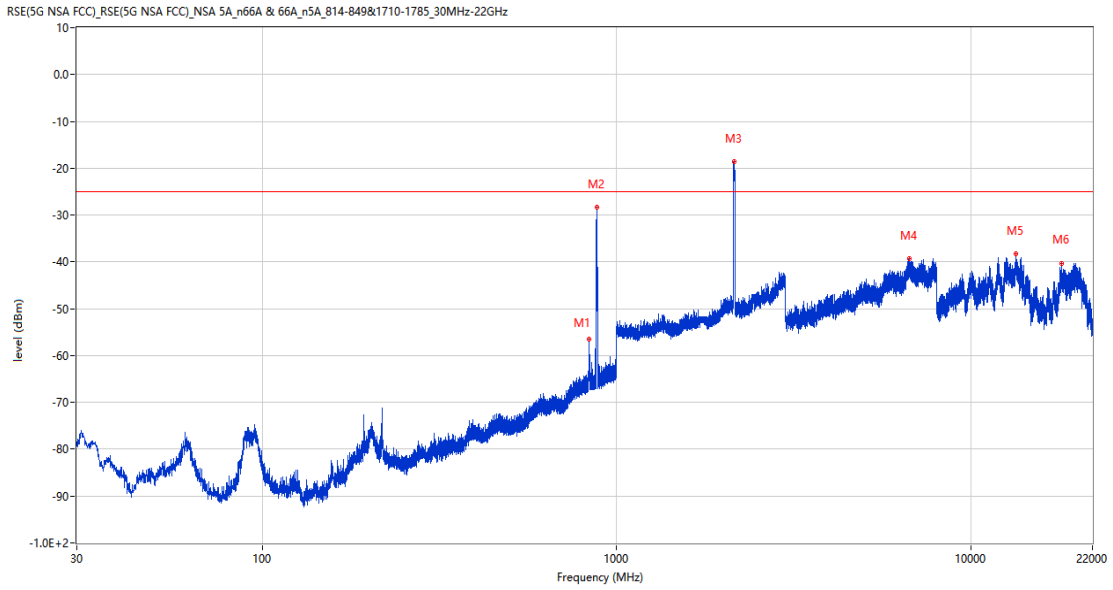
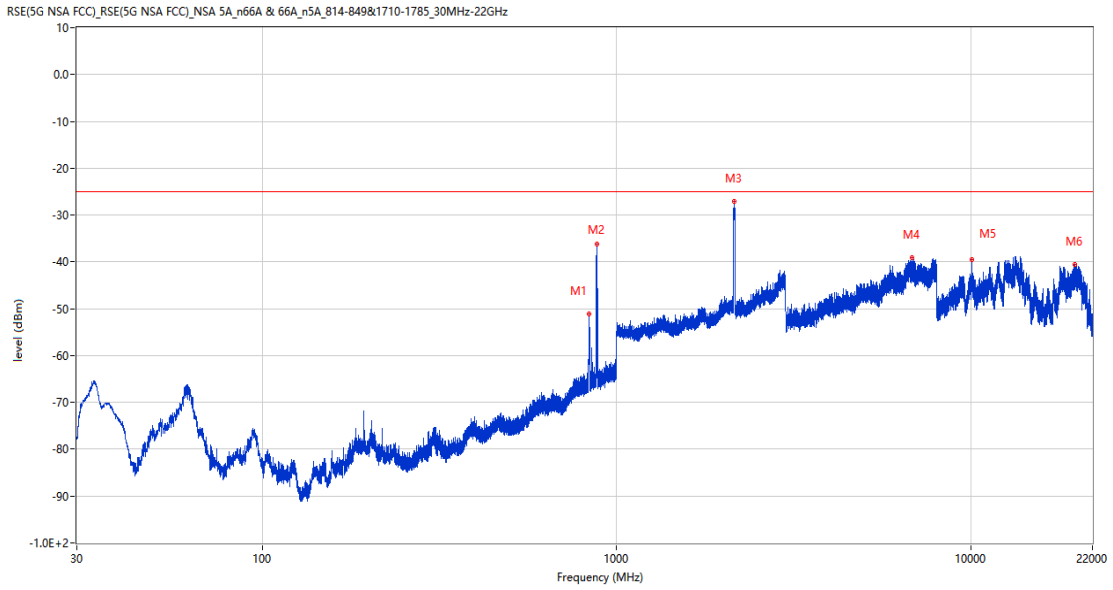


RSE-H&V DC_66A_n5A BW20(LTE)+BW15(NR)



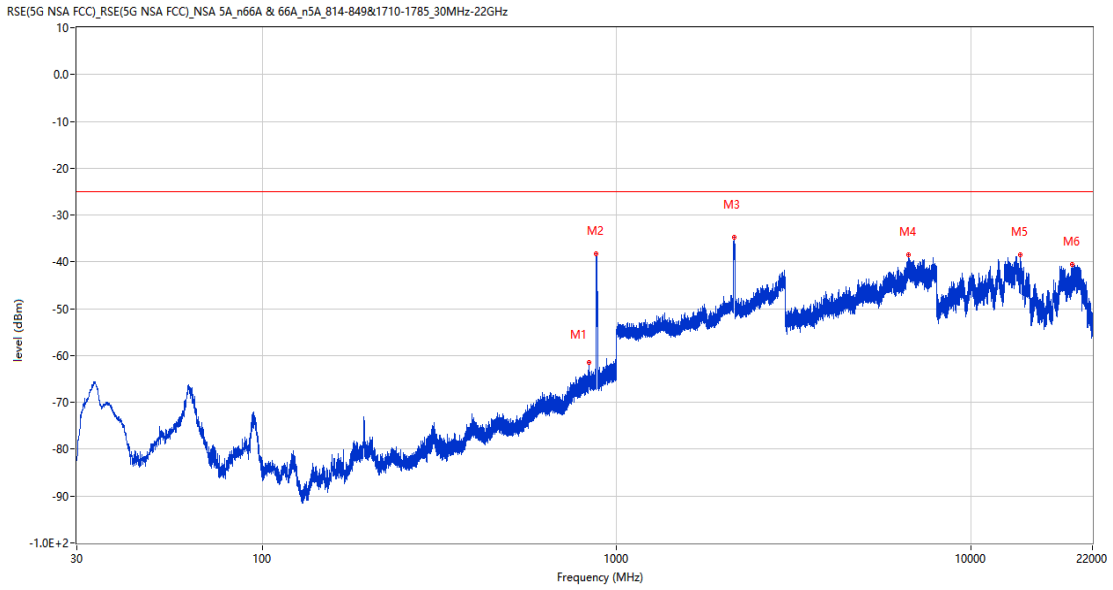
Frequency (MHz)	Result (dBm)	Factor (dB)	PK Limit (dBm)	Over Limit (dB)	Table (o)	ANT	EUT	Verdict
835.731	-56.60	4.90	-25.0	-31.60	19.00	Horizontal	Vertical	N/A
880.738	-28.41	4.89	-25.0	-3.41	360.00	Horizontal	Vertical	N/A
2150.800	-18.63	4.38	-25.0	6.37	112.00	Horizontal	Vertical	N/A
6691.000	-39.38	14.82	-25.0	-14.38	362.00	Horizontal	Vertical	Pass
13381.049	-38.24	16.83	-25.0	-13.24	107.00	Horizontal	Vertical	Pass
17994.750	-40.31	12.98	-25.0	-15.31	223.00	Horizontal	Vertical	Pass

RSE-V&V DC_66A_n5A BW20(LTE)+BW15(NR)



Frequency (MHz)	Result (dBm)	Factor (dB)	PK Limit (dBm)	Over Limit (dB)	Table (o)	ANT	EUT	Verdict
836.846	-51.02	4.94	-25.0	-26.02	227.00	Vertical	Vertical	N/A
878.071	-36.28	4.76	-25.0	-11.28	223.00	Vertical	Vertical	N/A
2146.500	-27.09	4.62	-25.0	-2.09	84.00	Vertical	Vertical	N/A
6810.000	-39.15	14.28	-25.0	-14.15	242.00	Vertical	Vertical	Pass
10057.463	-39.51	13.04	-25.0	-14.51	301.00	Vertical	Vertical	Pass
19569.000	-40.44	12.93	-25.0	-15.44	37.00	Vertical	Vertical	Pass

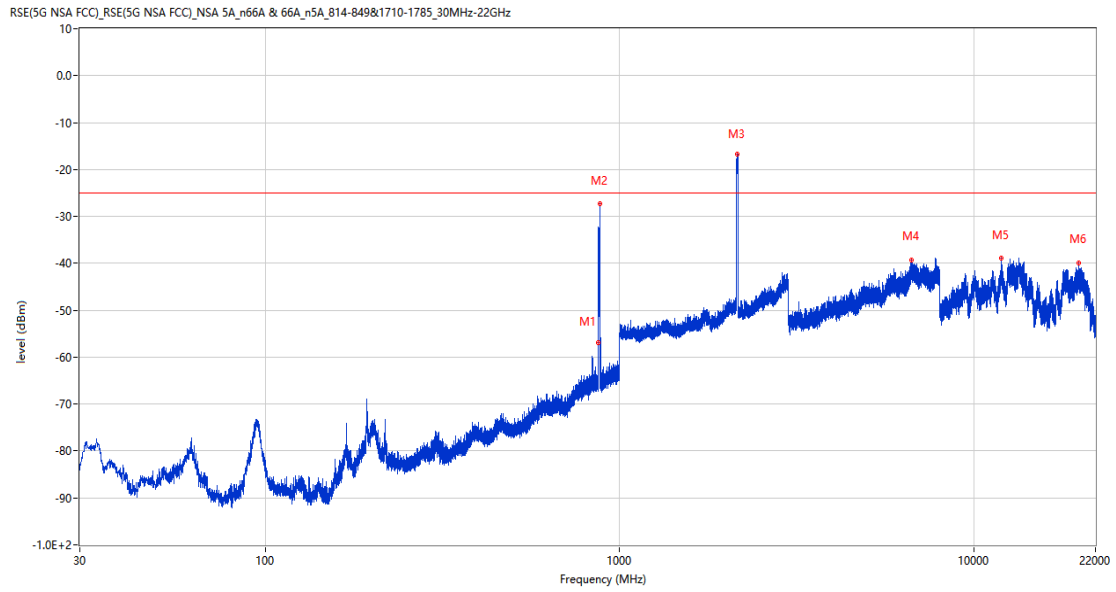
RSE-V&H DC_66A_n5A BW20(LTE)+BW15(NR)



Frequency (MHz)	Result (dBm)	Factor (dB)	PK Limit (dBm)	Over Limit (dB)	Table (o)	ANT	EUT	Verdict
837.040	-61.50	4.95	-25.0	-36.50	324.00	Vertical	Horizontal	N/A
875.695	-38.23	4.80	-25.0	-13.23	23.00	Vertical	Horizontal	N/A
2153.000	-34.71	4.40	-25.0	-9.71	105.00	Vertical	Horizontal	N/A
6653.750	-38.55	15.02	-25.0	-13.55	9.00	Vertical	Horizontal	Pass
13801.312	-38.54	16.98	-25.0	-13.54	172.00	Vertical	Horizontal	Pass
19300.401	-40.63	12.92	-25.0	-15.63	322.00	Vertical	Horizontal	Pass

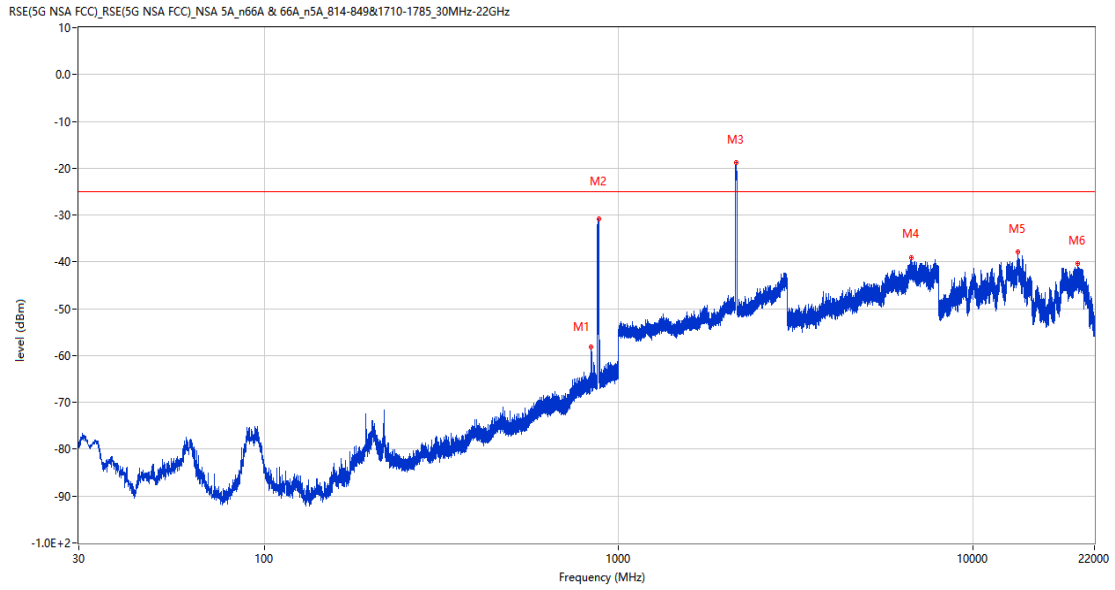
35.3 DC_66A_n5A BW20(LTE)+BW20(NR), QPSK, Middle Chanel

RSE-H&H DC_66A_n5A BW20(LTE)+BW20(NR)



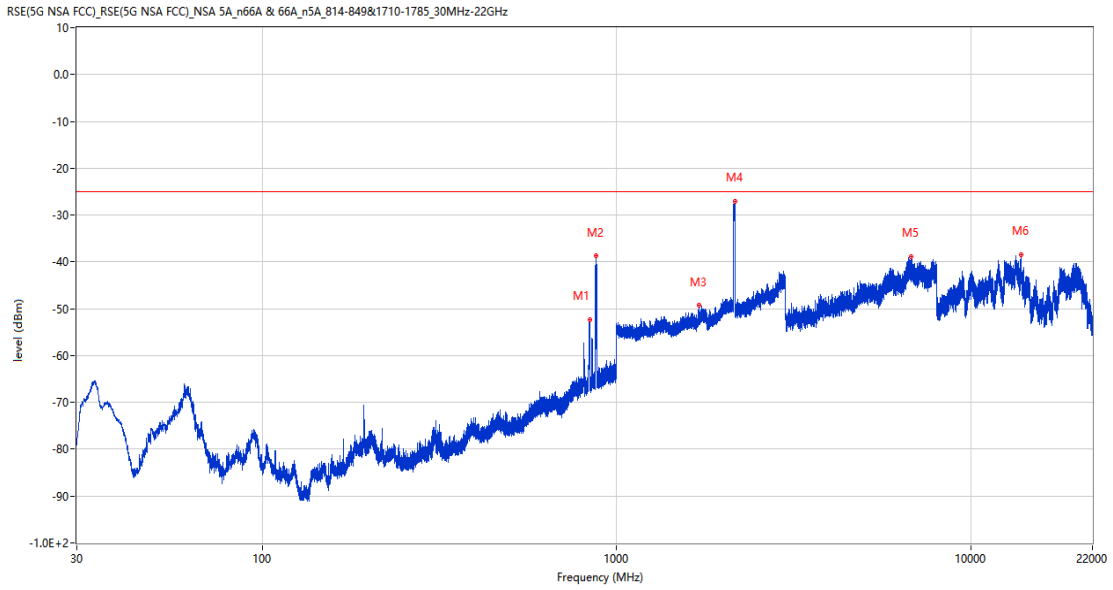
Frequency (MHz)	Result (dBm)	Factor (dB)	PK Limit (dBm)	Over Limit (dB)	Table (o)	ANT	EUT	Verdict
870.990	-57.00	5.00	-25.0	-32.00	132.00	Horizontal	Horizontal	N/A
881.369	-27.29	4.85	-25.0	-2.29	127.00	Horizontal	Horizontal	N/A
2151.200	-16.69	4.35	-25.0	8.31	134.00	Horizontal	Horizontal	N/A
6644.750	-39.39	15.12	-25.0	-14.39	97.00	Horizontal	Horizontal	Pass
11960.549	-38.93	13.97	-25.0	-13.93	361.00	Horizontal	Horizontal	Pass
19736.601	-39.86	12.94	-25.0	-14.86	187.00	Horizontal	Horizontal	Pass

RSE-H&V DC_66A_n5A BW20(LTE)+BW20(NR)



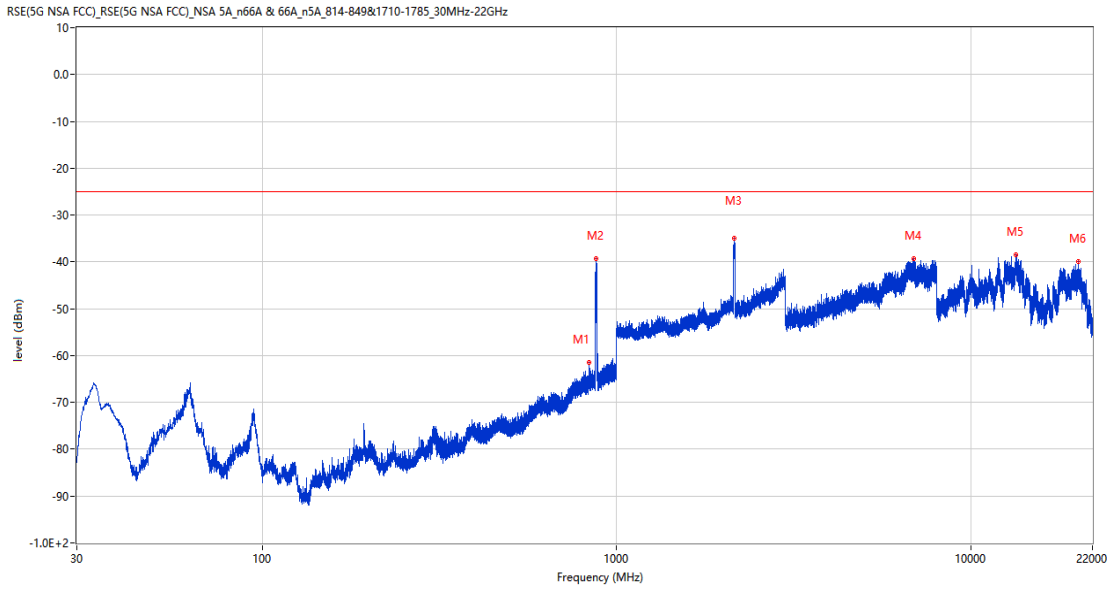
Frequency (MHz)	Result (dBm)	Factor (dB)	PK Limit (dBm)	Over Limit (dB)	Table (o)	ANT	EUT	Verdict
837.816	-58.06	4.98	-25.0	-33.06	6.00	Horizontal	Vertical	N/A
878.362	-30.83	4.79	-25.0	-5.83	0.00	Horizontal	Vertical	N/A
2143.900	-18.89	4.85	-25.0	6.11	199.00	Horizontal	Vertical	N/A
6707.750	-39.10	15.69	-25.0	-14.10	254.00	Horizontal	Vertical	Pass
13363.463	-37.80	16.67	-25.0	-12.80	344.00	Horizontal	Vertical	Pass
19711.400	-40.37	12.94	-25.0	-15.37	278.00	Horizontal	Vertical	Pass

RSE-V&V DC_66A_n5A BW20(LTE)+BW20(NR)



Frequency (MHz)	Result (dBm)	Factor (dB)	PK Limit (dBm)	Over Limit (dB)	Table (o)	ANT	EUT	Verdict
839.853	-52.38	5.06	-25.0	-27.38	333.00	Vertical	Vertical	N/A
875.258	-38.59	4.84	-25.0	-13.59	210.00	Vertical	Vertical	N/A
1712.400	-49.24	3.09	-25.0	-24.24	41.00	Vertical	Vertical	Pass
2153.800	-27.13	4.41	-25.0	-2.13	85.00	Vertical	Vertical	N/A
6770.750	-38.95	14.32	-25.0	-13.95	113.00	Vertical	Vertical	Pass
13829.401	-38.39	16.32	-25.0	-13.39	37.00	Vertical	Vertical	Pass

RSE-V&H DC_66A_n5A BW20(LTE)+BW20(NR)

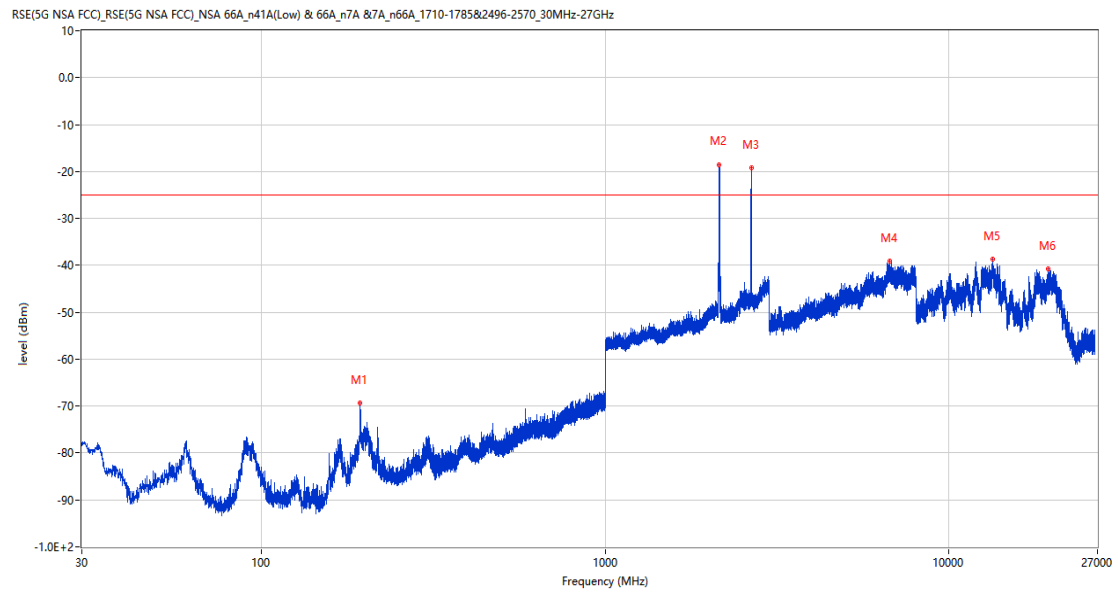


Frequency (MHz)	Result (dBm)	Factor (dB)	PK Limit (dBm)	Over Limit (dB)	Table (o)	ANT	EUT	Verdict
836.022	-61.41	4.91	-25.0	-36.41	207.00	Vertical	Horizontal	N/A
872.639	-39.36	4.88	-25.0	-14.36	0.00	Vertical	Horizontal	N/A
2146.300	-35.04	4.67	-25.0	-10.04	193.00	Vertical	Horizontal	N/A
6897.750	-39.30	14.02	-25.0	-14.30	111.00	Vertical	Horizontal	Pass
13359.787	-38.41	16.63	-25.0	-13.41	177.00	Vertical	Horizontal	Pass
20091.802	-40.00	12.96	-25.0	-15.00	322.00	Vertical	Horizontal	Pass

36 DC_66A_n7A

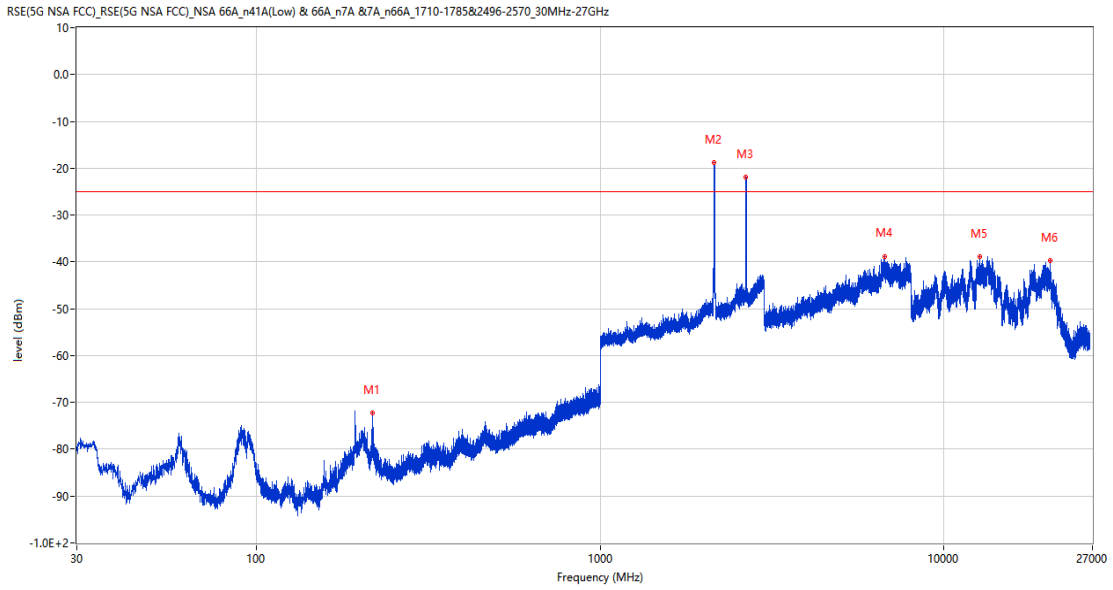
36.1 DC_66A_n7A BW20(LTE)+BW5(NR), QPSK, Middle Chanel

RSE-H&H DC_66A_n7A BW20(LTE)+BW5(NR)



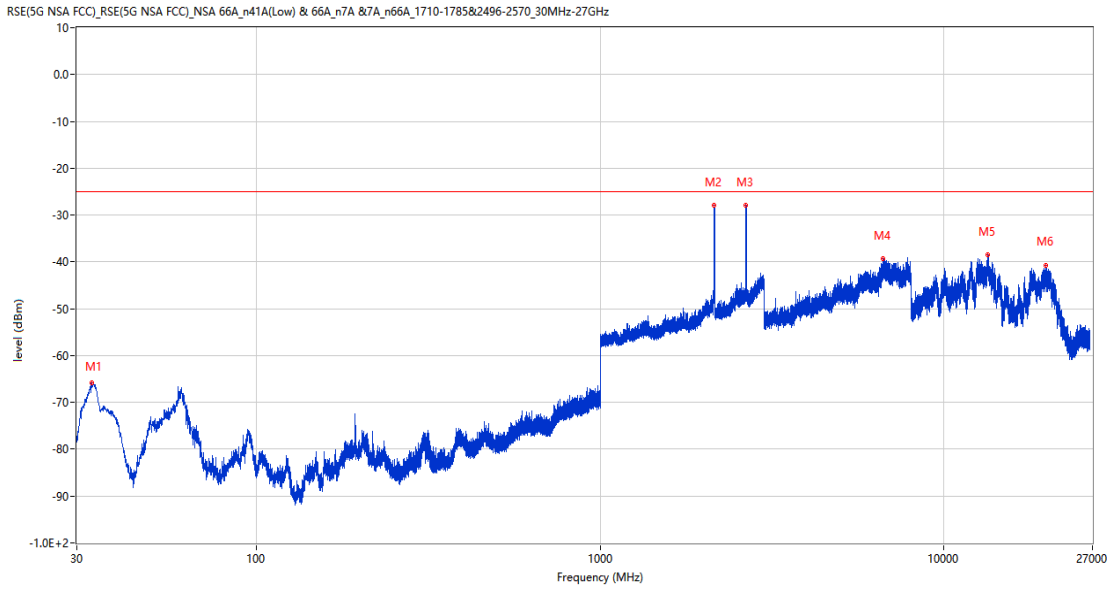
Frequency (MHz)	Result (dBm)	Factor (dB)	PK Limit (dBm)	Over Limit (dB)	Table (o)	ANT	EUT	Verdict
193.688	-69.38	-16.04	-25.0	-44.38	121.00	Horizontal	Horizontal	Pass
2139.200	-18.64	4.45	-25.0	6.36	120.00	Horizontal	Horizontal	N/A
2656.700	-19.31	8.84	-25.0	5.69	115.00	Horizontal	Horizontal	N/A
6715.000	-39.20	15.76	-25.0	-14.20	360.00	Horizontal	Horizontal	Pass
13402.838	-38.76	16.95	-25.0	-13.76	126.00	Horizontal	Horizontal	Pass
19362.126	-40.70	12.92	-25.0	-15.70	49.00	Horizontal	Horizontal	Pass

RSE-H&V DC_66A_n7A BW20(LTE)+BW5(NR)



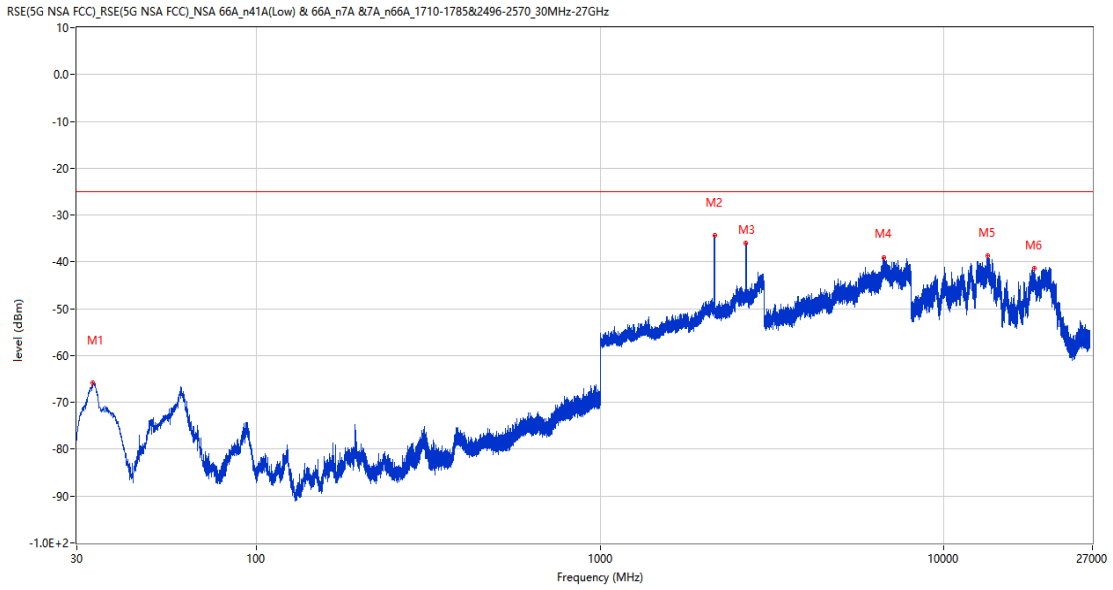
Frequency (MHz)	Result (dBm)	Factor (dB)	PK Limit (dBm)	Over Limit (dB)	Table (o)	ANT	EUT	Verdict
217.938	-72.17	-16.51	-25.0	-47.17	297.00	Horizontal	Vertical	Pass
2142.900	-18.80	4.31	-25.0	6.20	197.00	Horizontal	Vertical	N/A
2654.500	-21.97	9.10	-25.0	3.03	35.00	Horizontal	Vertical	N/A
6718.500	-38.95	15.67	-25.0	-13.95	207.00	Horizontal	Vertical	Pass
12676.850	-38.97	14.55	-25.0	-13.97	35.00	Horizontal	Vertical	Pass
20391.475	-39.70	12.97	-25.0	-14.70	-3.00	Horizontal	Vertical	Pass

RSE-V&V DC_66A_n7A BW20(LTE)+BW5(NR)



Frequency (MHz)	Result (dBm)	Factor (dB)	PK Limit (dBm)	Over Limit (dB)	Table (o)	ANT	EUT	Verdict
33.153	-65.84	-24.01	-25.0	-40.84	259.00	Vertical	Vertical	Pass
2138.000	-27.89	4.52	-25.0	-2.89	90.00	Vertical	Vertical	N/A
2654.500	-27.87	9.10	-25.0	-2.87	17.00	Vertical	Vertical	N/A
6638.500	-39.24	14.98	-25.0	-14.24	134.00	Vertical	Vertical	Pass
13377.375	-38.40	16.80	-25.0	-13.40	288.00	Vertical	Vertical	Pass
19756.950	-40.84	12.94	-25.0	-15.84	162.00	Vertical	Vertical	Pass

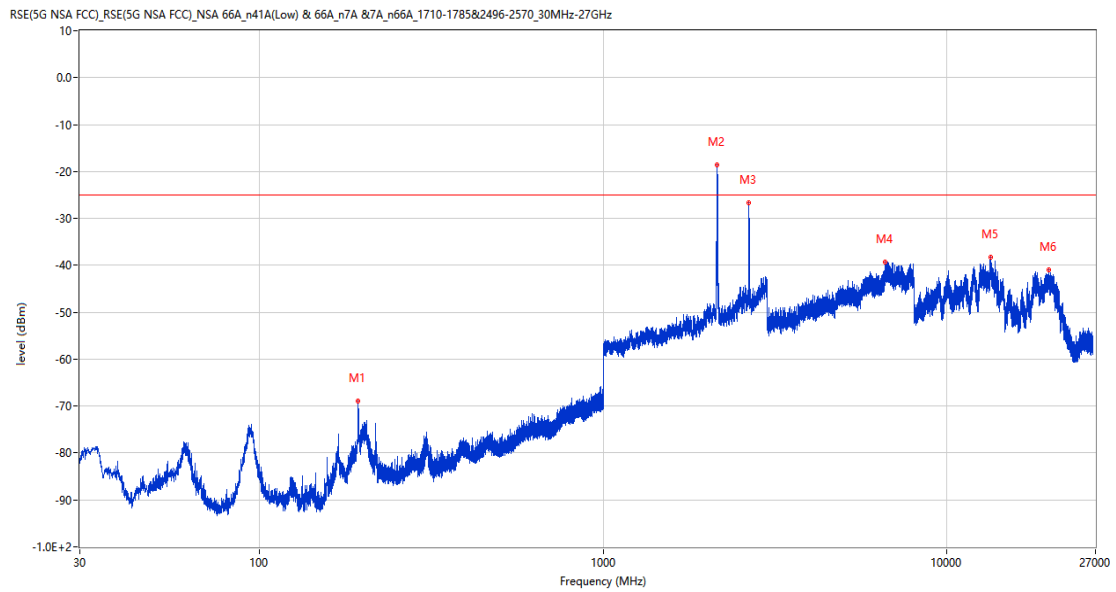
RSE-V&H DC_66A_n7A BW20(LTE)+BW5(NR)



Frequency (MHz)	Result (dBm)	Factor (dB)	PK Limit (dBm)	Over Limit (dB)	Table (o)	ANT	EUT	Verdict
33.444	-65.87	-23.75	-25.0	-40.87	315.00	Vertical	Horizontal	Pass
2154.400	-34.37	3.92	-25.0	-9.37	181.00	Vertical	Horizontal	N/A
2654.400	-35.92	9.10	-25.0	-10.92	108.00	Vertical	Horizontal	N/A
6682.000	-39.17	14.55	-25.0	-14.17	126.00	Vertical	Horizontal	Pass
13392.600	-38.77	16.94	-25.0	-13.77	107.00	Vertical	Horizontal	Pass
18258.825	-41.30	12.86	-25.0	-16.30	135.00	Vertical	Horizontal	Pass

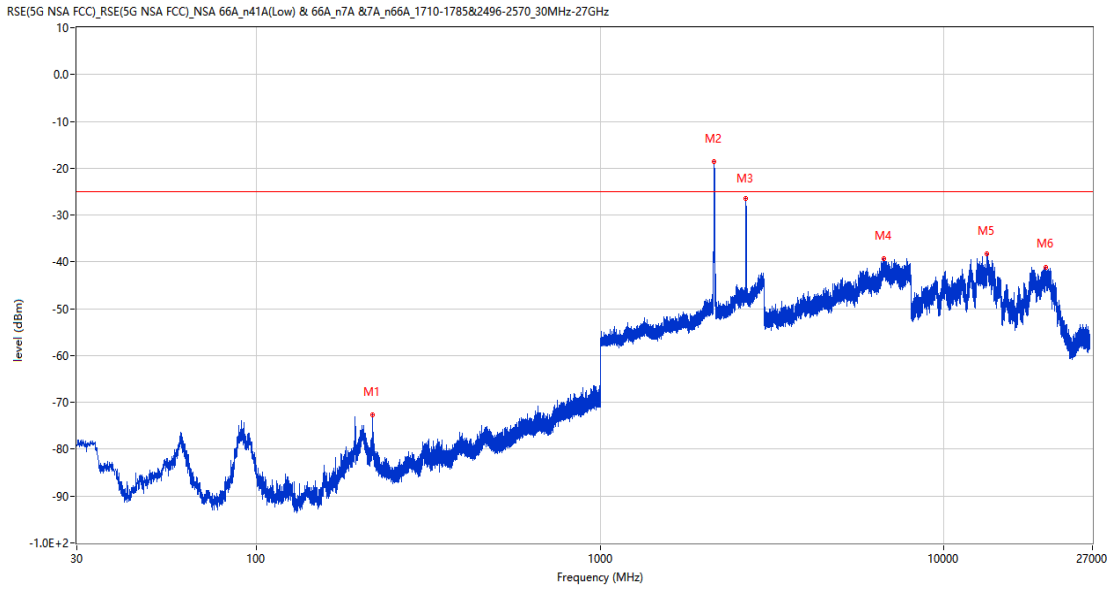
36.2 DC_66A_n7A BW20(LTE)+BW15(NR), QPSK, Middle Chanel

RSE-H&H DC_66A_n7A BW20(LTE)+BW15(NR)



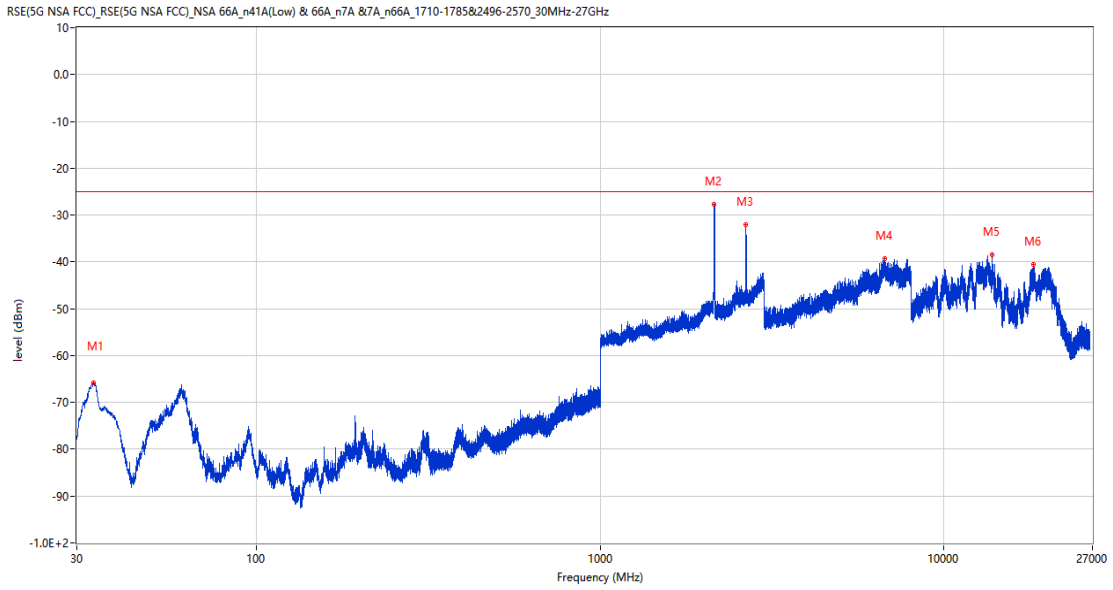
Frequency (MHz)	Result (dBm)	Factor (dB)	PK Limit (dBm)	Over Limit (dB)	Table (o)	ANT	EUT	Verdict
193.736	-68.86	-16.04	-25.0	-43.86	126.00	Horizontal	Horizontal	Pass
2141.300	-18.67	4.47	-25.0	6.33	113.00	Horizontal	Horizontal	N/A
2652.100	-26.66	9.34	-25.0	-1.66	107.00	Horizontal	Horizontal	N/A
6588.250	-39.28	14.29	-25.0	-14.28	190.00	Horizontal	Horizontal	Pass
13419.375	-38.30	16.58	-25.0	-13.30	156.00	Horizontal	Horizontal	Pass
19756.526	-40.99	12.94	-25.0	-15.99	294.00	Horizontal	Horizontal	Pass

RSE-H&V DC_66A_n7A BW20(LTE)+BW15(NR)



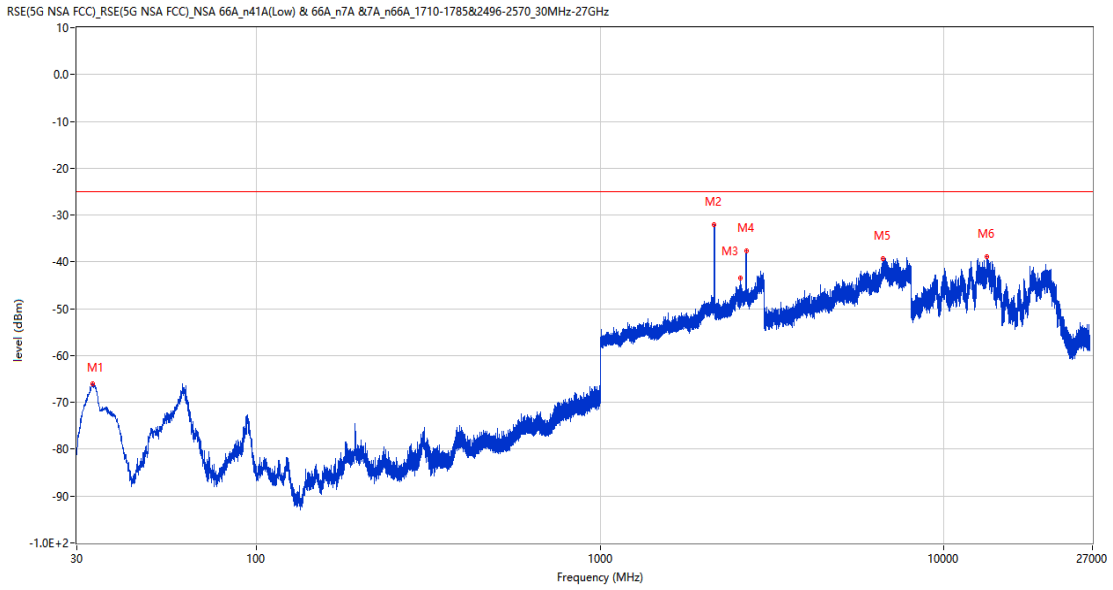
Frequency (MHz)	Result (dBm)	Factor (dB)	PK Limit (dBm)	Over Limit (dB)	Table (o)	ANT	EUT	Verdict
217.840	-72.75	-16.54	-25.0	-47.75	298.00	Horizontal	Vertical	Pass
2141.600	-18.65	4.45	-25.0	6.35	203.00	Horizontal	Vertical	N/A
2651.900	-26.42	9.35	-25.0	-1.42	155.00	Horizontal	Vertical	N/A
6668.000	-39.31	14.60	-25.0	-14.31	124.00	Horizontal	Vertical	Pass
13338.787	-38.27	16.10	-25.0	-13.27	83.00	Horizontal	Vertical	Pass
19735.276	-41.16	12.94	-25.0	-16.16	185.00	Horizontal	Vertical	Pass

RSE-V&V DC_66A_n7A BW20(LTE)+BW15(NR)



Frequency (MHz)	Result (dBm)	Factor (dB)	PK Limit (dBm)	Over Limit (dB)	Table (o)	ANT	EUT	Verdict
33.492	-65.81	-23.70	-25.0	-40.81	287.00	Vertical	Vertical	Pass
2145.900	-27.78	4.38	-25.0	-2.78	189.00	Vertical	Vertical	N/A
2649.800	-32.09	9.43	-25.0	-7.09	194.00	Vertical	Vertical	N/A
6713.500	-39.30	15.73	-25.0	-14.30	209.00	Vertical	Vertical	Pass
13790.287	-38.43	16.36	-25.0	-13.43	363.00	Vertical	Vertical	Pass
18202.724	-40.50	12.86	-25.0	-15.50	-3.00	Vertical	Vertical	Pass

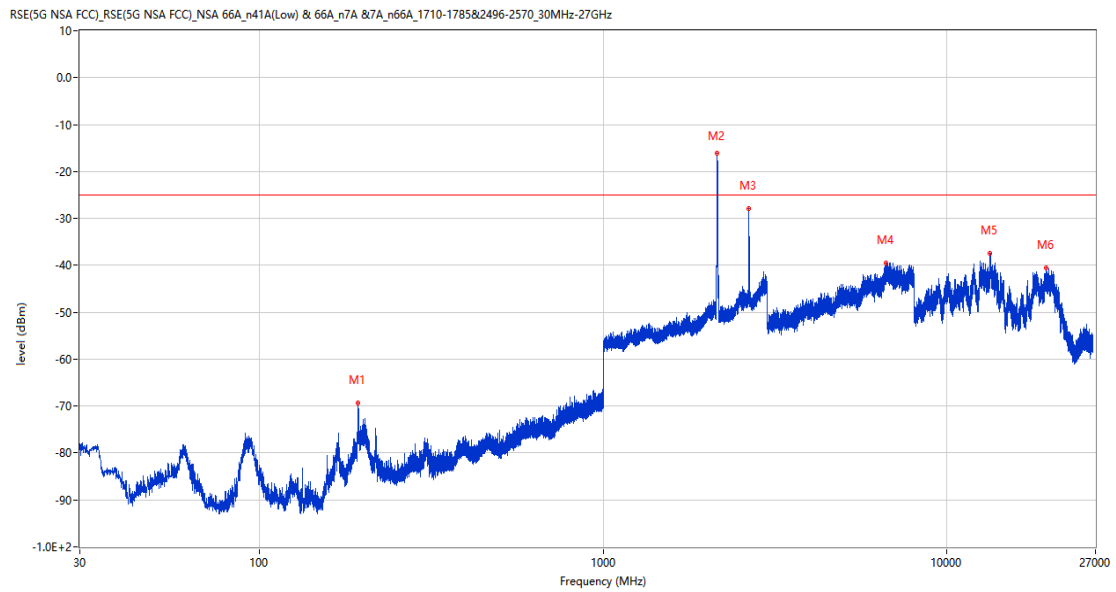
RSE-V&H DC_66A_n7A BW20(LTE)+BW15(NR)



Frequency (MHz)	Result (dBm)	Factor (dB)	PK Limit (dBm)	Over Limit (dB)	Table (o)	ANT	EUT	Verdict
33.298	-66.11	-23.89	-25.0	-41.11	267.00	Vertical	Horizontal	Pass
2147.000	-32.02	4.17	-25.0	-7.02	183.00	Vertical	Horizontal	N/A
2558.600	-43.35	8.32	-25.0	-18.35	300.00	Vertical	Horizontal	N/A
2655.500	-37.61	8.99	-25.0	-12.61	176.00	Vertical	Horizontal	N/A
6631.750	-39.32	14.87	-25.0	-14.32	268.00	Vertical	Horizontal	Pass
13337.475	-38.92	16.05	-25.0	-13.92	15.00	Vertical	Horizontal	Pass

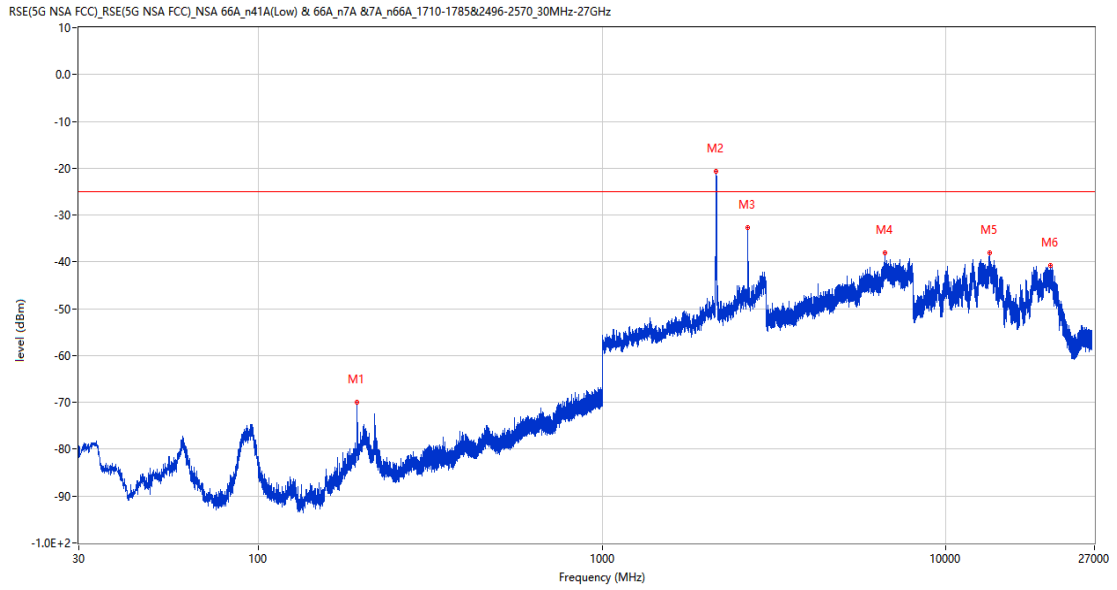
36.3 DC_66A_n7A BW20(LTE)+BW20(NR), QPSK, Middle Chanel

RSE-H&H DC_66A_n7A BW20(LTE)+BW20(NR)



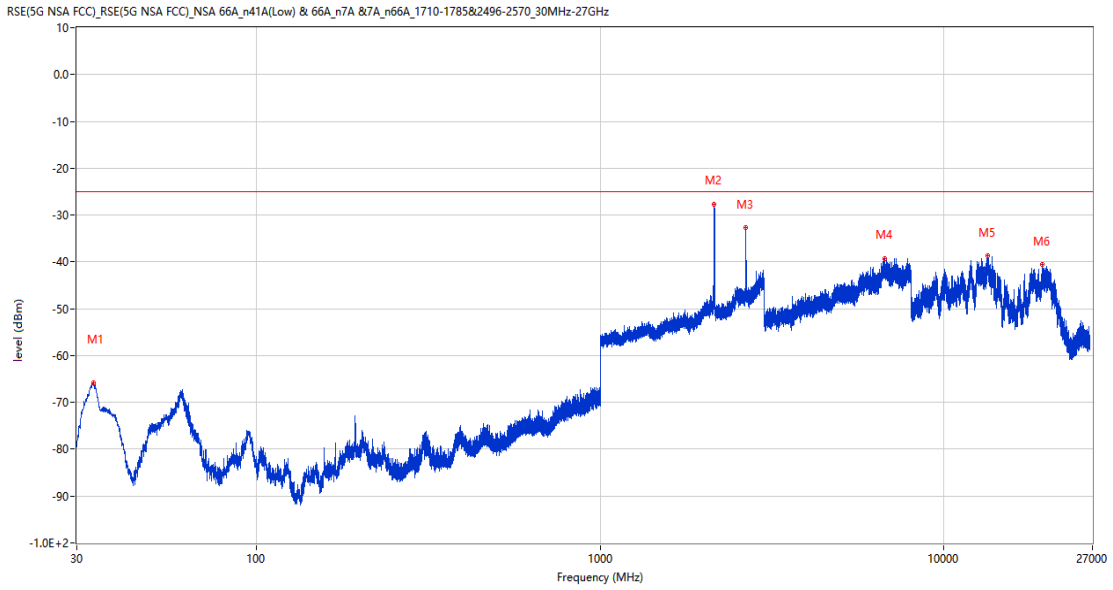
Frequency (MHz)	Result (dBm)	Factor (dB)	PK Limit (dBm)	Over Limit (dB)	Table (o)	ANT	EUT	Verdict
193.639	-69.27	-16.05	-25.0	-44.27	112.00	Horizontal	Horizontal	Pass
2142.600	-16.11	4.34	-25.0	8.89	120.00	Horizontal	Horizontal	N/A
2649.200	-28.00	9.35	-25.0	-3.00	108.00	Horizontal	Horizontal	N/A
6643.000	-39.44	15.15	-25.0	-14.44	360.00	Horizontal	Horizontal	Pass
13347.713	-37.46	16.45	-25.0	-12.46	261.00	Horizontal	Horizontal	Pass
19378.698	-40.60	12.92	-25.0	-15.60	162.00	Horizontal	Horizontal	Pass

RSE-H&V DC_66A_n7A BW20(LTE)+BW20(NR)



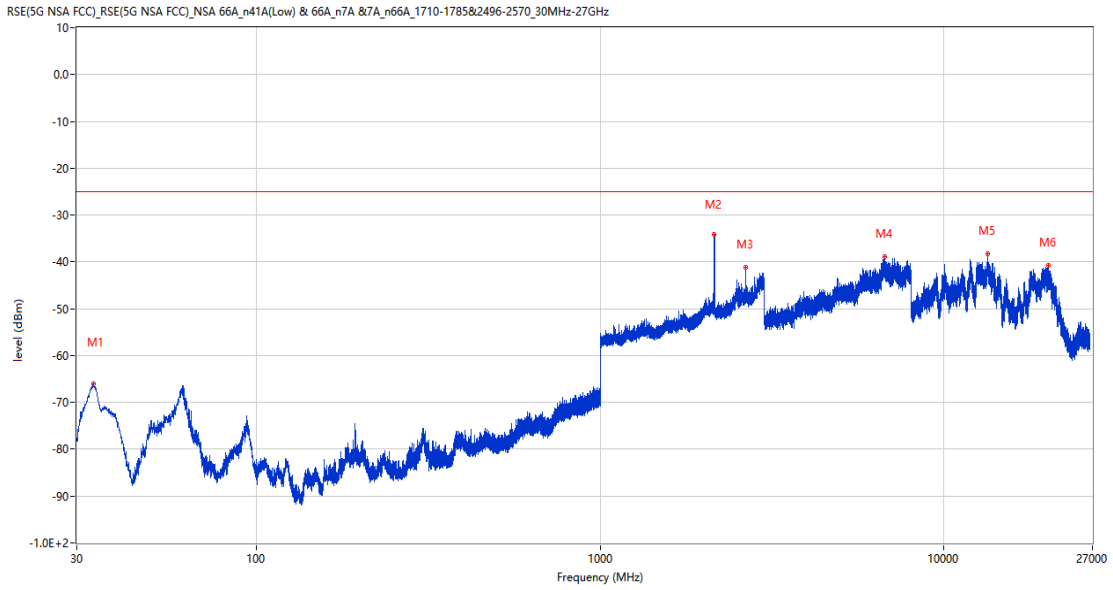
Frequency (MHz)	Result (dBm)	Factor (dB)	PK Limit (dBm)	Over Limit (dB)	Table (o)	ANT	EUT	Verdict
193.688	-70.05	-16.04	-25.0	-45.05	115.00	Horizontal	Vertical	Pass
2138.100	-20.73	4.50	-25.0	4.27	195.00	Horizontal	Vertical	N/A
2647.700	-32.63	9.36	-25.0	-7.63	36.00	Horizontal	Vertical	N/A
6641.500	-38.03	15.00	-25.0	-13.03	127.00	Horizontal	Vertical	Pass
13354.276	-38.13	16.58	-25.0	-13.13	159.00	Horizontal	Vertical	Pass
20133.075	-40.85	12.96	-25.0	-15.85	11.00	Horizontal	Vertical	Pass

RSE-V&V DC_66A_n7A BW20(LTE)+BW20(NR)



Frequency (MHz)	Result (dBm)	Factor (dB)	PK Limit (dBm)	Over Limit (dB)	Table (o)	ANT	EUT	Verdict
33.541	-65.85	-23.65	-25.0	-40.85	301.00	Vertical	Vertical	Pass
2138.000	-27.76	4.52	-25.0	-2.76	84.00	Vertical	Vertical	N/A
2649.200	-32.77	9.35	-25.0	-7.77	188.00	Vertical	Vertical	N/A
6698.500	-39.29	15.25	-25.0	-14.29	7.00	Vertical	Vertical	Pass
13352.438	-38.64	16.56	-25.0	-13.64	188.00	Vertical	Vertical	Pass
19321.750	-40.52	12.92	-25.0	-15.52	-3.00	Vertical	Vertical	Pass

RSE-V&H DC_66A_n7A BW20(LTE)+BW20(NR)

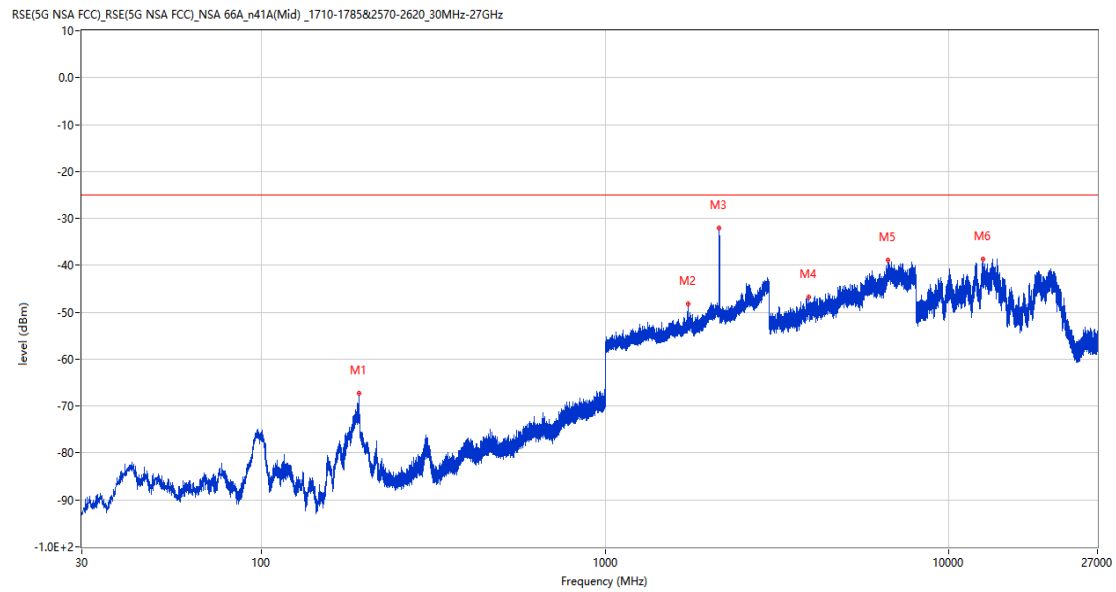


Frequency (MHz)	Result (dBm)	Factor (dB)	PK Limit (dBm)	Over Limit (dB)	Table (o)	ANT	EUT	Verdict
33.492	-66.05	-23.70	-25.0	-41.05	263.00	Vertical	Horizontal	Pass
2145.000	-34.03	4.47	-25.0	-9.03	362.00	Vertical	Horizontal	N/A
2649.900	-41.27	9.44	-25.0	-16.27	25.00	Vertical	Horizontal	N/A
6736.250	-38.87	15.05	-25.0	-13.87	166.00	Vertical	Horizontal	Pass
13378.162	-38.28	16.80	-25.0	-13.28	-1.00	Vertical	Horizontal	Pass
20079.526	-40.77	12.96	-25.0	-15.77	162.00	Vertical	Horizontal	Pass

37 DC_66A_n41A

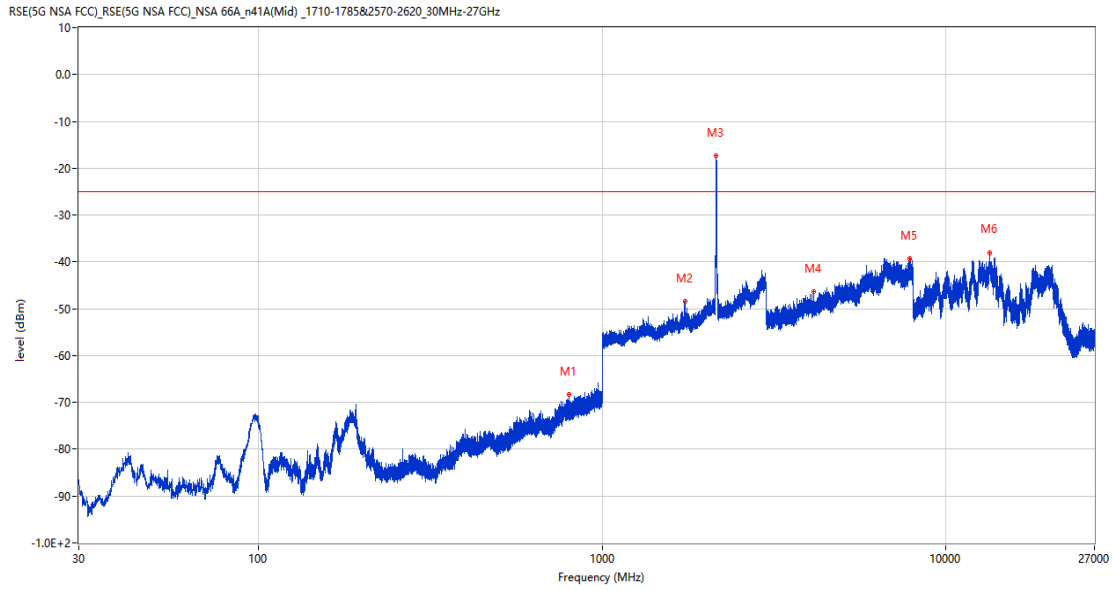
37.1 DC_66A_n41A BW20(LTE)+BW20(NR), QPSK, Middle Chanel

RSE-H&H DC_66A_n41A BW20(LTE)+BW20(NR)



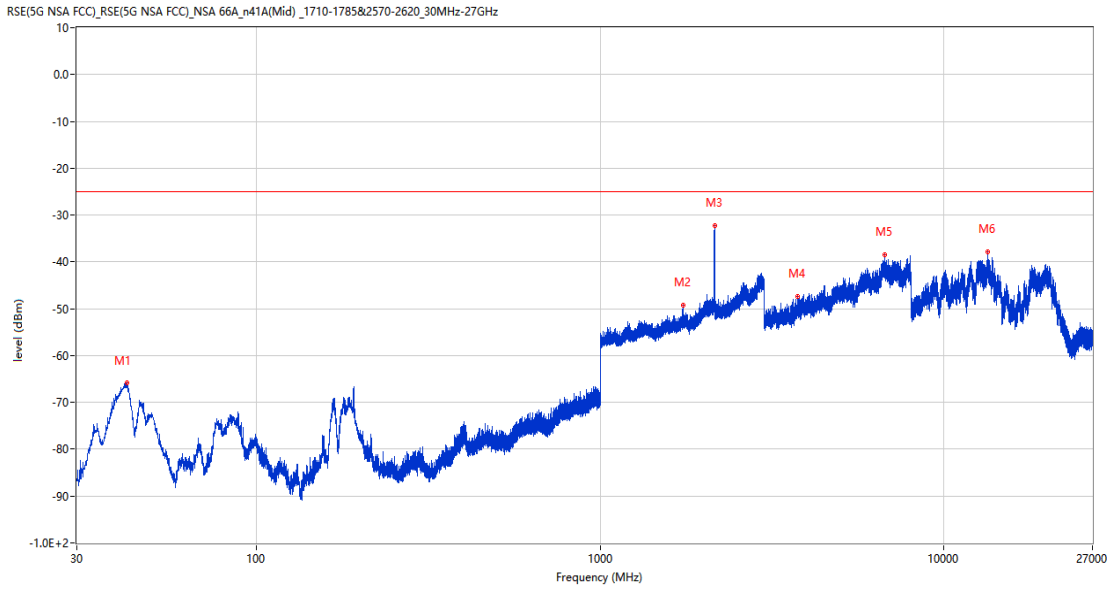
Frequency (MHz)	Result (dBm)	Factor (dB)	PK Limit (dBm)	Over Limit (dB)	Table (o)	ANT	EUT	Verdict
191.893	-67.37	-16.20	-25.0	-42.37	295.00	Horizontal	Horizontal	Pass
1736.800	-48.22	2.04	-25.0	-23.22	359.00	Horizontal	Horizontal	N/A
2137.500	-32.10	4.55	-25.0	-7.10	122.00	Horizontal	Horizontal	Pass
3897.500	-46.82	9.04	-25.0	-21.82	33.00	Horizontal	Horizontal	N/A
6641.750	-38.79	15.02	-25.0	-13.79	54.00	Horizontal	Horizontal	Pass
12529.362	-38.78	14.25	-25.0	-13.78	193.00	Horizontal	Horizontal	Pass

RSE-H&V DC_66A_n41A BW20(LTE)+BW20(NR)



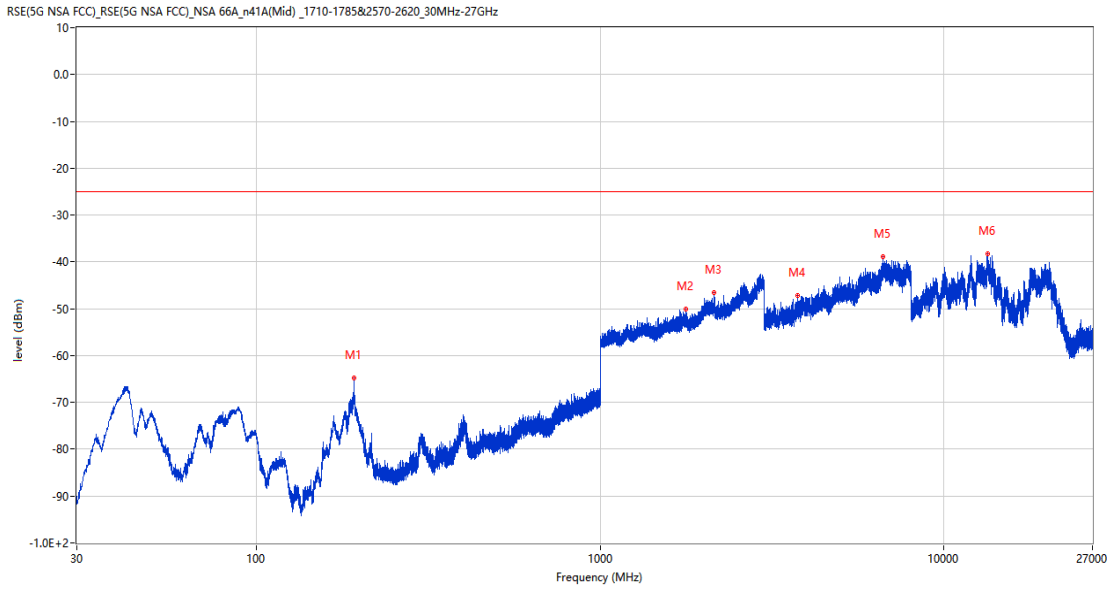
Frequency (MHz)	Result (dBm)	Factor (dB)	PK Limit (dBm)	Over Limit (dB)	Table (o)	ANT	EUT	Verdict
800.617	-68.34	-1.03	-25.0	-43.34	16.00	Horizontal	Vertical	Pass
1736.800	-48.44	2.04	-25.0	-23.44	324.00	Horizontal	Vertical	N/A
2138.800	-17.31	4.49	-25.0	7.69	128.00	Horizontal	Vertical	N/A
4112.500	-46.39	8.40	-25.0	-21.39	320.00	Horizontal	Vertical	Pass
7818.500	-39.23	16.31	-25.0	-14.23	98.00	Horizontal	Vertical	Pass
13418.849	-38.08	16.60	-25.0	-13.08	211.00	Horizontal	Vertical	Pass

RSE-V&V DC_66A_n41A BW20(LTE)+BW20(NR)



Frequency (MHz)	Result (dBm)	Factor (dB)	PK Limit (dBm)	Over Limit (dB)	Table (o)	ANT	EUT	Verdict
41.883	-65.72	-18.50	-25.0	-40.72	282.00	Vertical	Vertical	Pass
1736.800	-49.29	2.04	-25.0	-24.29	280.00	Vertical	Vertical	N/A
2150.900	-32.21	3.98	-25.0	-7.21	74.00	Vertical	Vertical	Pass
3749.750	-47.42	7.88	-25.0	-22.42	193.00	Vertical	Vertical	N/A
6702.250	-38.50	15.53	-25.0	-13.50	97.00	Vertical	Vertical	Pass
13393.651	-37.93	16.95	-25.0	-12.93	30.00	Vertical	Vertical	Pass

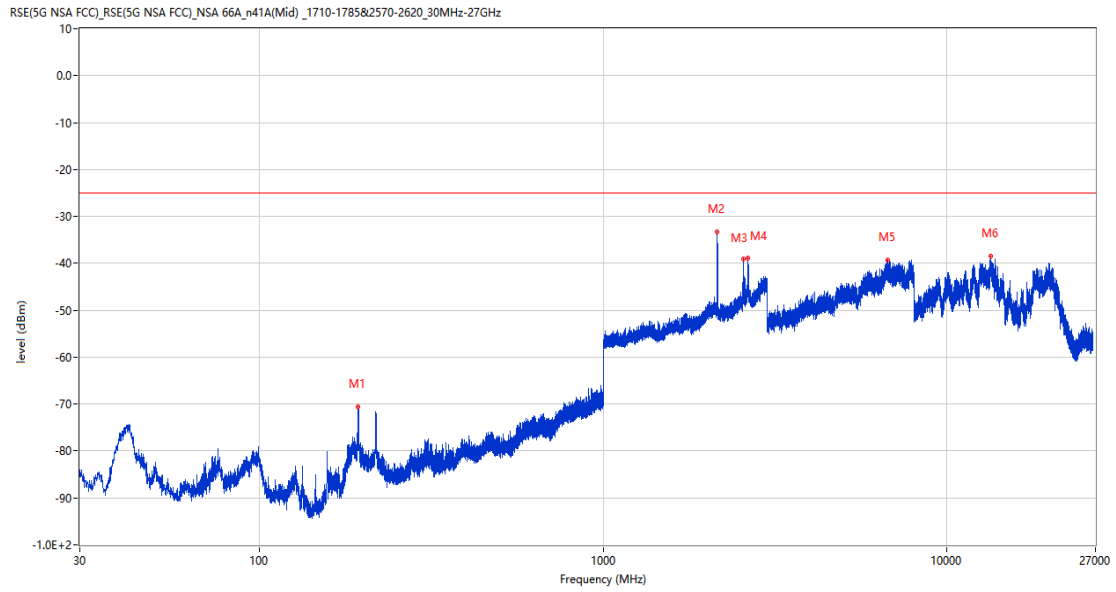
RSE-V&H DC_66A_n41A BW20(LTE)+BW20(NR)



Frequency (MHz)	Result (dBm)	Factor (dB)	PK Limit (dBm)	Over Limit (dB)	Table (o)	ANT	EUT	Verdict
191.942	-64.77	-16.18	-25.0	-39.77	265.00	Vertical	Horizontal	Pass
1772.100	-50.16	2.16	-25.0	-25.16	62.00	Vertical	Horizontal	Pass
2138.100	-46.61	4.53	-25.0	-21.61	19.00	Vertical	Horizontal	Pass
3752.500	-47.11	8.07	-25.0	-22.11	40.00	Vertical	Horizontal	N/A
6649.500	-38.85	15.15	-25.0	-13.85	40.00	Vertical	Horizontal	Pass
13394.175	-38.31	16.96	-25.0	-13.31	188.00	Vertical	Horizontal	Pass

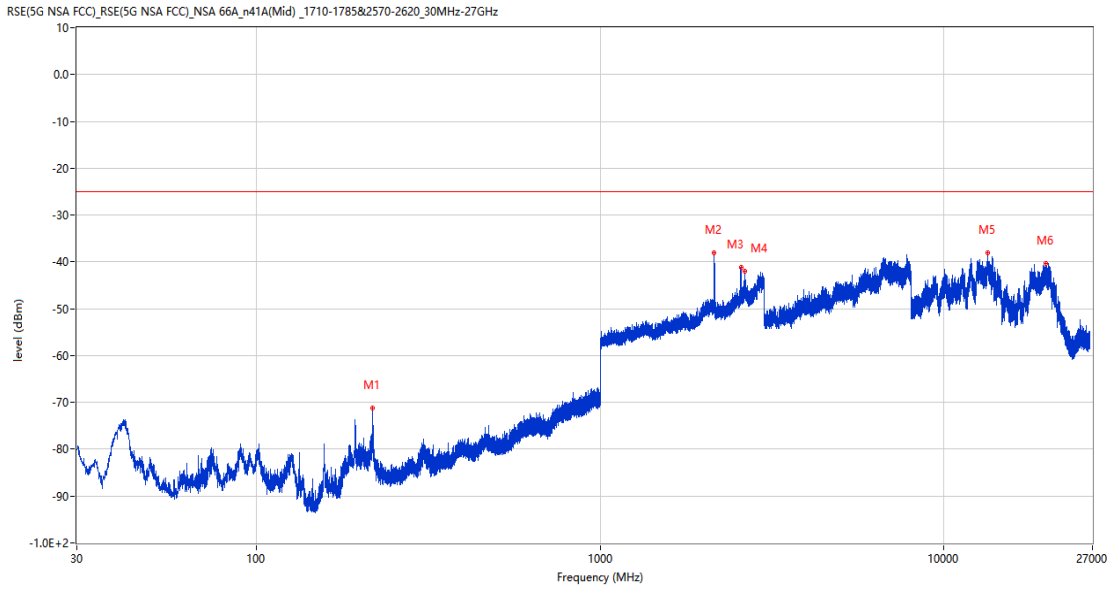
37.2 DC_66A_n41A BW20(LTE)+BW60(NR), QPSK, Middle Chanel

RSE-H&H DC_66A_n41A BW20(LTE)+BW60(NR)



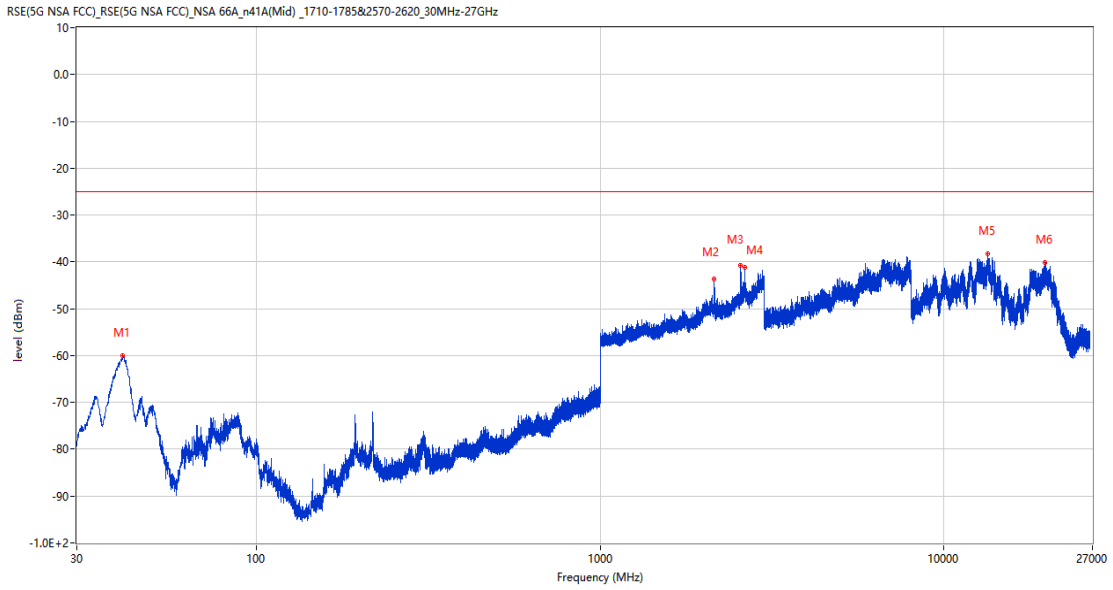
Frequency (MHz)	Result (dBm)	Factor (dB)	PK Limit (dBm)	Over Limit (dB)	Table (o)	ANT	EUT	Verdict
193.784	-70.56	-16.03	-25.0	-45.56	121.00	Horizontal	Horizontal	Pass
2138.100	-33.39	4.53	-25.0	-8.39	203.00	Horizontal	Horizontal	N/A
2559.100	-39.12	8.29	-25.0	-14.12	160.00	Horizontal	Horizontal	N/A
2632.600	-38.99	8.84	-25.0	-13.99	283.00	Horizontal	Horizontal	N/A
6714.000	-39.30	15.68	-25.0	-14.30	106.00	Horizontal	Horizontal	Pass
13373.175	-38.45	16.76	-25.0	-13.45	-3.00	Horizontal	Horizontal	Pass

RSE-H&V DC_66A_n41A BW20(LTE)+BW60(NR)



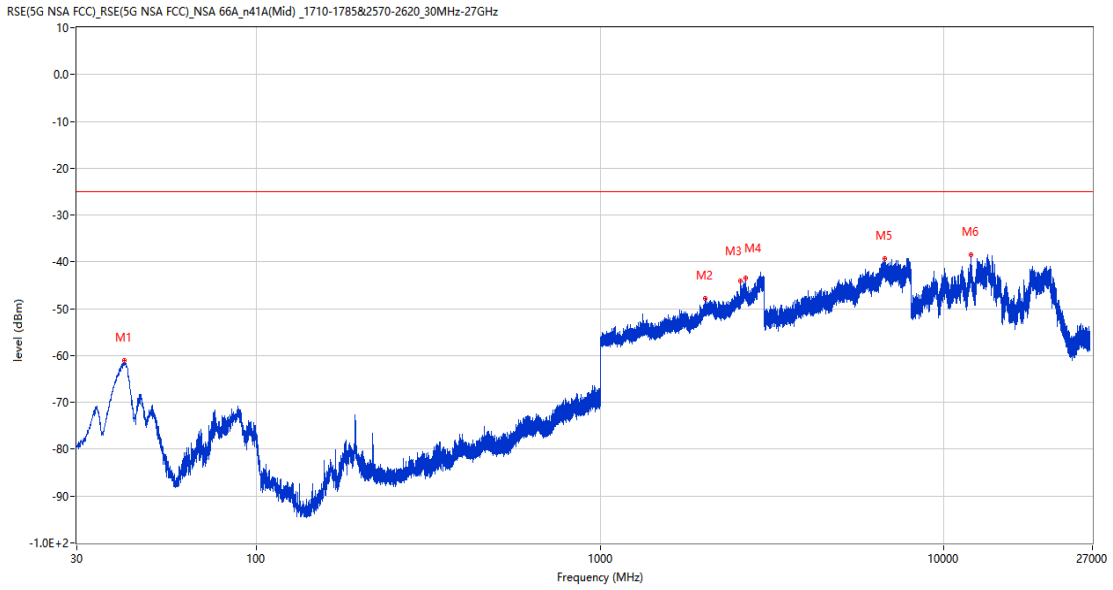
Frequency (MHz)	Result (dBm)	Factor (dB)	PK Limit (dBm)	Over Limit (dB)	Table (o)	ANT	EUT	Verdict
217.889	-71.21	-16.52	-25.0	-46.21	273.00	Horizontal	Vertical	Pass
2138.500	-37.96	4.51	-25.0	-12.96	208.00	Horizontal	Vertical	N/A
2563.400	-41.10	8.36	-25.0	-16.10	166.00	Horizontal	Vertical	N/A
2635.400	-42.07	9.04	-25.0	-17.07	153.00	Horizontal	Vertical	N/A
13400.475	-38.03	17.00	-25.0	-13.03	-3.00	Horizontal	Vertical	Pass
19717.849	-40.32	12.94	-25.0	-15.32	194.00	Horizontal	Vertical	Pass

RSE-V&V DC_66A_n41A BW20(LTE)+BW60(NR)



Frequency (MHz)	Result (dBm)	Factor (dB)	PK Limit (dBm)	Over Limit (dB)	Table (o)	ANT	EUT	Verdict
40.864	-60.12	-18.80	-25.0	-35.12	281.00	Vertical	Vertical	Pass
2144.100	-43.62	4.44	-25.0	-18.62	191.00	Vertical	Vertical	N/A
2558.800	-40.84	8.29	-25.0	-15.84	270.00	Vertical	Vertical	N/A
2633.500	-41.24	8.91	-25.0	-16.24	252.00	Vertical	Vertical	N/A
13417.275	-38.25	16.63	-25.0	-13.25	235.00	Vertical	Vertical	Pass
19634.551	-40.05	12.93	-25.0	-15.05	-1.00	Vertical	Vertical	Pass

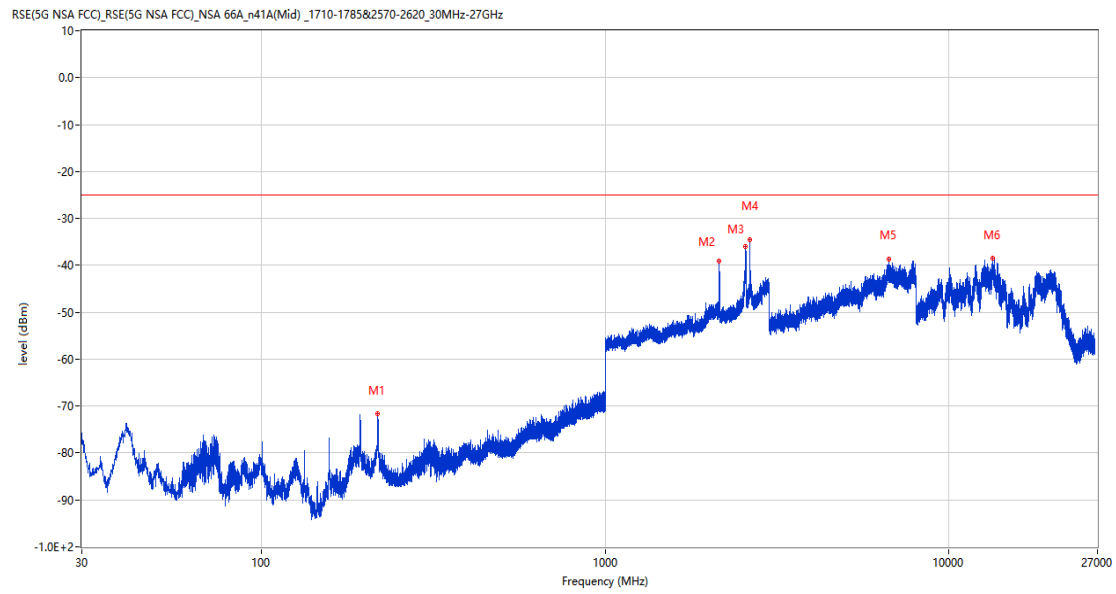
RSE-V&H DC_66A_n41A BW20(LTE)+BW60(NR)



Frequency (MHz)	Result (dBm)	Factor (dB)	PK Limit (dBm)	Over Limit (dB)	Table (o)	ANT	EUT	Verdict
41.252	-61.02	-18.64	-25.0	-36.02	277.00	Vertical	Horizontal	Pass
2020.600	-47.85	4.72	-25.0	-22.85	360.00	Vertical	Horizontal	Pass
2559.800	-44.16	8.30	-25.0	-19.16	87.00	Vertical	Horizontal	N/A
2643.900	-43.50	10.13	-25.0	-18.50	-1.00	Vertical	Horizontal	N/A
6721.000	-39.29	15.76	-25.0	-14.29	140.00	Vertical	Horizontal	Pass
11938.938	-38.49	13.99	-25.0	-13.49	284.00	Vertical	Horizontal	Pass

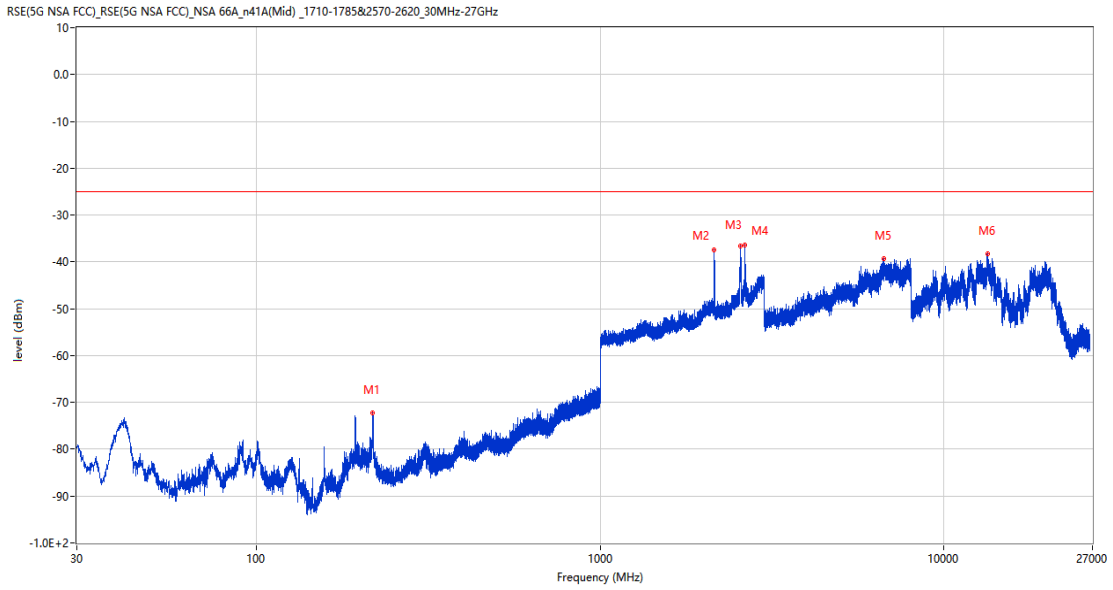
37.3 DC_66A_n41A BW20(LTE)+BW100(NR), QPSK, Middle Chanel

RSE-H&H DC_66A_n41A BW20(LTE)+BW100(NR)



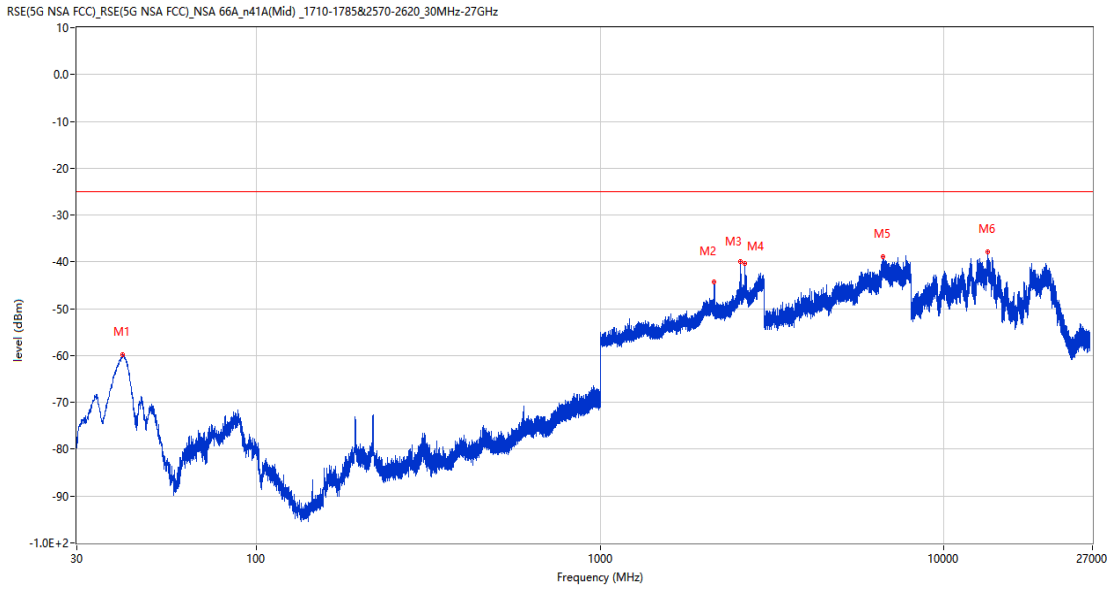
Frequency (MHz)	Result (dBm)	Factor (dB)	PK Limit (dBm)	Over Limit (dB)	Table (o)	ANT	EUT	Verdict
217.889	-71.69	-16.52	-25.0	-46.69	285.00	Horizontal	Horizontal	Pass
2137.500	-39.14	4.55	-25.0	-14.14	183.00	Horizontal	Horizontal	N/A
2559.400	-35.98	8.30	-25.0	-10.98	153.00	Horizontal	Horizontal	N/A
2630.200	-34.62	9.00	-25.0	-9.62	166.00	Horizontal	Horizontal	N/A
6664.750	-38.67	14.69	-25.0	-13.67	17.00	Horizontal	Horizontal	Pass
13359.526	-38.37	16.63	-25.0	-13.37	146.00	Horizontal	Horizontal	Pass

RSE-H&V DC_66A_n41A BW20(LTE)+BW100(NR)



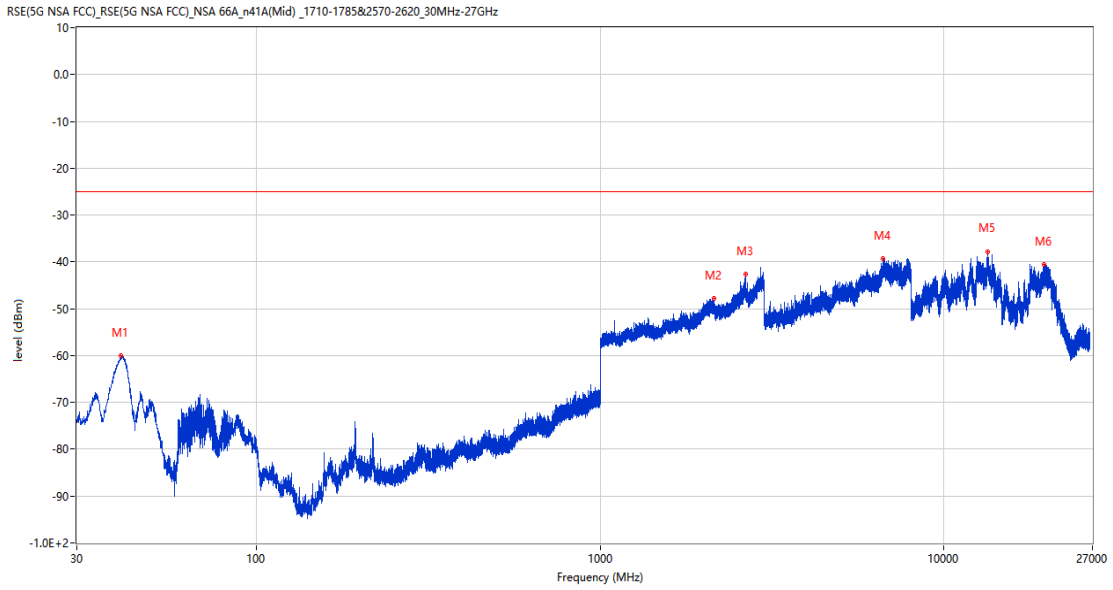
Frequency (MHz)	Result (dBm)	Factor (dB)	PK Limit (dBm)	Over Limit (dB)	Table (o)	ANT	EUT	Verdict
217.938	-72.32	-16.51	-25.0	-47.32	286.00	Horizontal	Vertical	Pass
2138.000	-37.37	4.53	-25.0	-12.37	208.00	Horizontal	Vertical	N/A
2558.800	-36.56	8.29	-25.0	-11.56	152.00	Horizontal	Vertical	N/A
2629.700	-36.45	9.08	-25.0	-11.45	152.00	Horizontal	Vertical	N/A
6665.500	-39.34	14.69	-25.0	-14.34	122.00	Horizontal	Vertical	Pass
13402.313	-38.34	16.96	-25.0	-13.34	169.00	Horizontal	Vertical	Pass

RSE-V&V DC_66A_n41A BW20(LTE)+BW100(NR)



Frequency (MHz)	Result (dBm)	Factor (dB)	PK Limit (dBm)	Over Limit (dB)	Table (o)	ANT	EUT	Verdict
40.718	-59.91	-18.91	-25.0	-34.91	266.00	Vertical	Vertical	Pass
2137.500	-44.27	4.55	-25.0	-19.27	130.00	Vertical	Vertical	N/A
2561.400	-39.85	8.33	-25.0	-14.85	241.00	Vertical	Vertical	N/A
2629.900	-40.40	9.07	-25.0	-15.40	192.00	Vertical	Vertical	N/A
6655.250	-38.86	15.01	-25.0	-13.86	51.00	Vertical	Vertical	Pass
13384.724	-37.85	16.87	-25.0	-12.85	-3.00	Vertical	Vertical	Pass

RSE-V&H DC_66A_n41A BW20(LTE)+BW100(NR)



Frequency (MHz)	Result (dBm)	Factor (dB)	PK Limit (dBm)	Over Limit (dB)	Table (o)	ANT	EUT	Verdict
40.379	-60.09	-19.16	-25.0	-35.09	338.00	Vertical	Horizontal	Pass
2138.300	-47.85	4.52	-25.0	-22.85	188.00	Vertical	Horizontal	Pass
2639.900	-42.61	9.05	-25.0	-17.61	43.00	Vertical	Horizontal	N/A
6650.000	-39.39	15.12	-25.0	-14.39	24.00	Vertical	Horizontal	Pass
13400.212	-37.92	17.01	-25.0	-12.92	-3.00	Vertical	Horizontal	Pass
19495.999	-40.56	12.93	-25.0	-15.56	240.00	Vertical	Horizontal	Pass