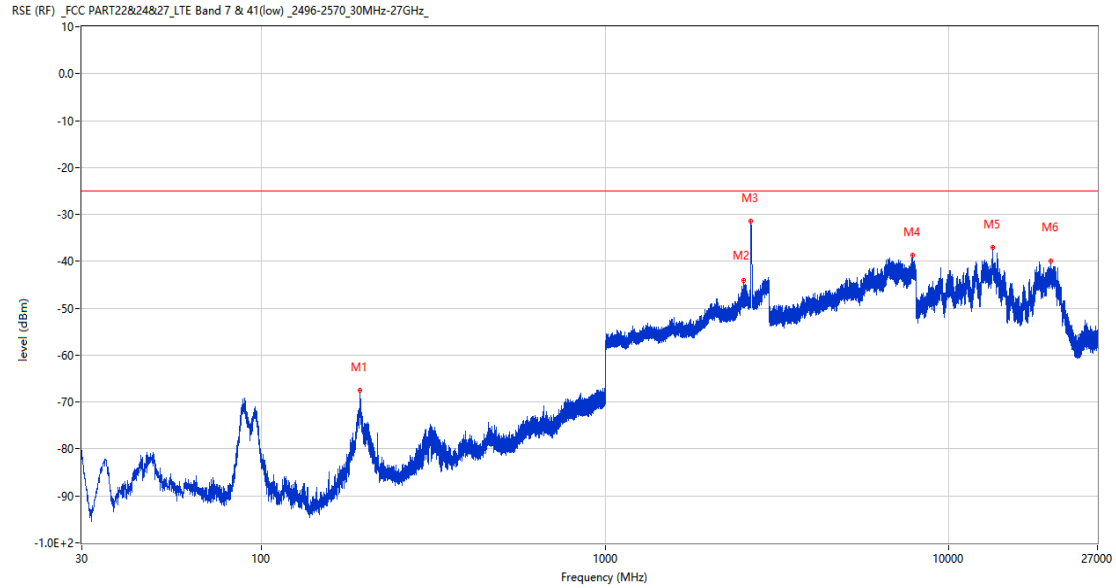


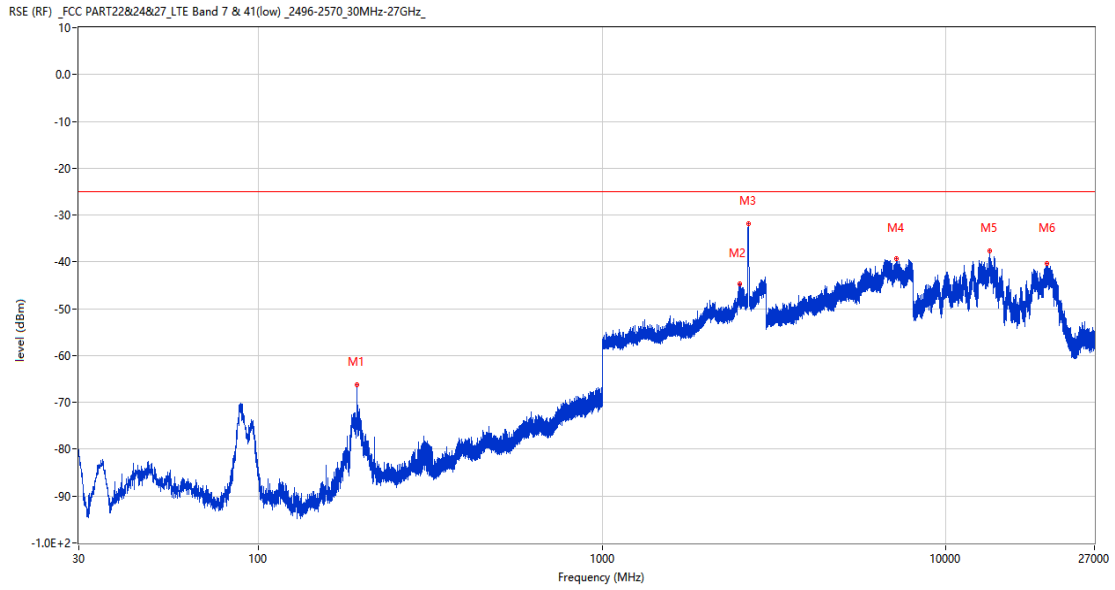
20.6 CA_7C 20MHz+20MHz, QPSK, High Channel

RSE-H&H CH21152 20M RB1 LOW CH21350 20M RB1 HIGH



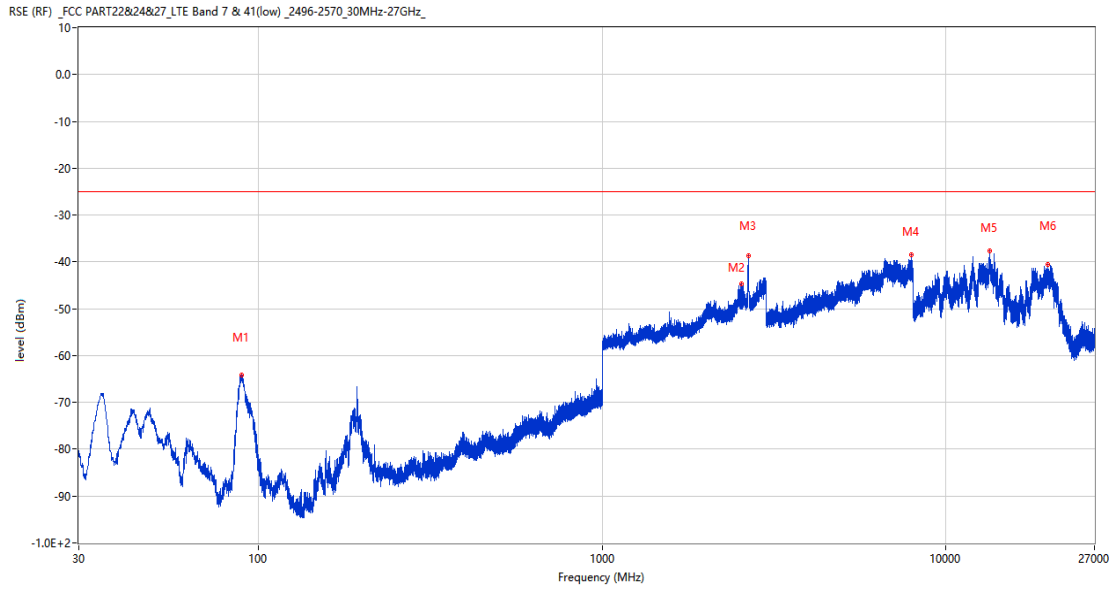
Frequency (MHz)	Result (dBm)	Factor (dB)	PK Limit (dBm)	Over Limit (dB)	Table (o)	ANT	EUT	Verdict
193.494	-67.44	-16.06	-25.0	-42.44	271.00	Horizontal	Horizontal	Pass
2532.000	-44.10	8.18	-25.0	-19.10	128.00	Horizontal	Horizontal	N/A
2654.100	-31.50	8.31	-25.0	-6.50	214.00	Horizontal	Horizontal	N/A
7834.750	-38.78	15.31	-25.0	-13.78	281.00	Horizontal	Horizontal	Pass
13374.224	-37.09	16.77	-25.0	-12.09	173.00	Horizontal	Horizontal	Pass
19798.651	-39.82	12.94	-25.0	-14.82	8.00	Horizontal	Horizontal	Pass

RSE-H&V CH21152 20M RB1 LOW CH21350 20M RB1 HIGH



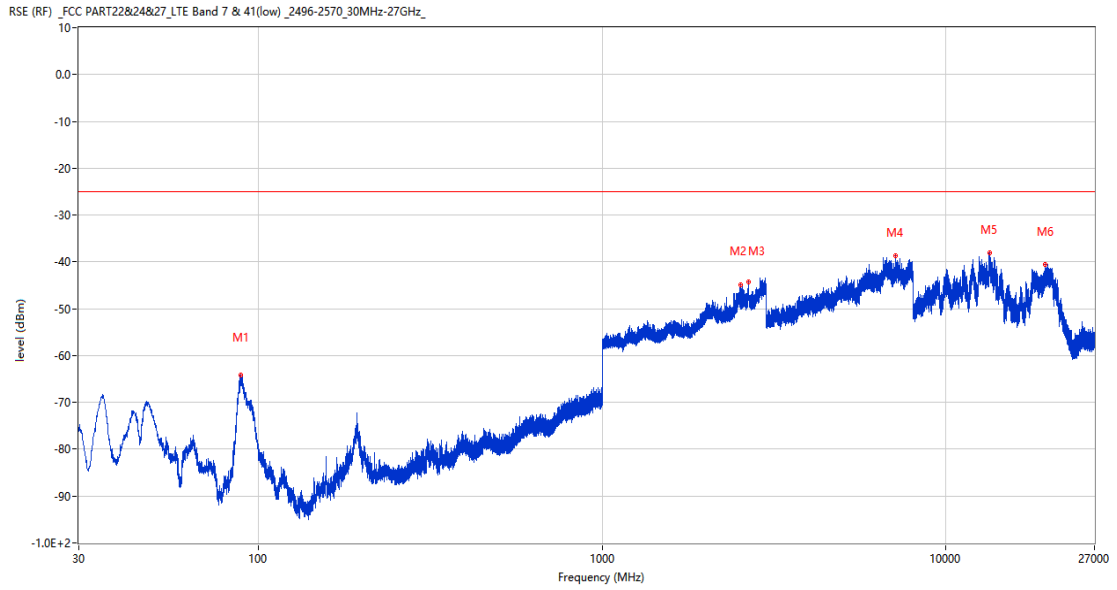
Frequency (MHz)	Result (dBm)	Factor (dB)	PK Limit (dBm)	Over Limit (dB)	Table (o)	ANT	EUT	Verdict
193.494	-66.19	-16.06	-25.0	-41.19	101.00	Horizontal	Vertical	Pass
2506.500	-44.72	8.27	-25.0	-19.72	245.00	Horizontal	Vertical	N/A
2668.900	-31.83	7.91	-25.0	-6.83	208.00	Horizontal	Vertical	N/A
7147.000	-39.40	14.08	-25.0	-14.40	298.00	Horizontal	Vertical	Pass
13355.325	-37.74	16.59	-25.0	-12.74	316.00	Horizontal	Vertical	Pass
19624.499	-40.40	12.93	-25.0	-15.40	197.00	Horizontal	Vertical	Pass

RSE-V&V CH21152 20M RB1 LOW CH21350 20M RB1 HIGH



Frequency (MHz)	Result (dBm)	Factor (dB)	PK Limit (dBm)	Over Limit (dB)	Table (o)	ANT	EUT	Verdict
89.267	-64.13	-20.17	-25.0	-39.13	108.00	Vertical	Vertical	Pass
2532.400	-44.78	8.18	-25.0	-19.78	190.00	Vertical	Vertical	N/A
2664.900	-38.60	7.89	-25.0	-13.60	207.00	Vertical	Vertical	N/A
7920.000	-38.54	14.77	-25.0	-13.54	69.00	Vertical	Vertical	Pass
13401.263	-37.62	16.98	-25.0	-12.62	217.00	Vertical	Vertical	Pass
19769.850	-40.54	12.94	-25.0	-15.54	120.00	Vertical	Vertical	Pass

RSE-V&H CH21152 20M RB1 LOW CH21350 20M RB1 HIGH

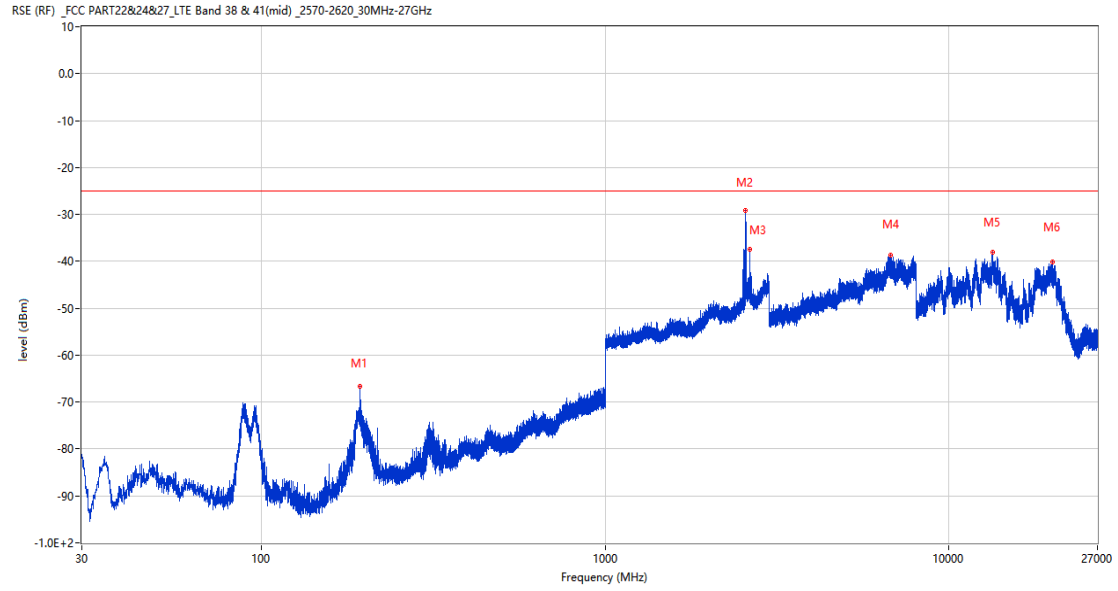


Frequency (MHz)	Result (dBm)	Factor (dB)	PK Limit (dBm)	Over Limit (dB)	Table (o)	ANT	EUT	Verdict
88.879	-64.13	-20.13	-25.0	-39.13	100.00	Vertical	Horizontal	Pass
2518.100	-45.00	8.23	-25.0	-20.00	28.00	Vertical	Horizontal	N/A
2661.100	-44.23	7.91	-25.0	-19.23	93.00	Vertical	Horizontal	N/A
7141.000	-38.64	14.07	-25.0	-13.64	0.00	Vertical	Horizontal	Pass
13386.825	-38.01	16.89	-25.0	-13.01	21.00	Vertical	Horizontal	Pass
19426.949	-40.49	12.92	-25.0	-15.49	67.00	Vertical	Horizontal	Pass

21 CA_38C

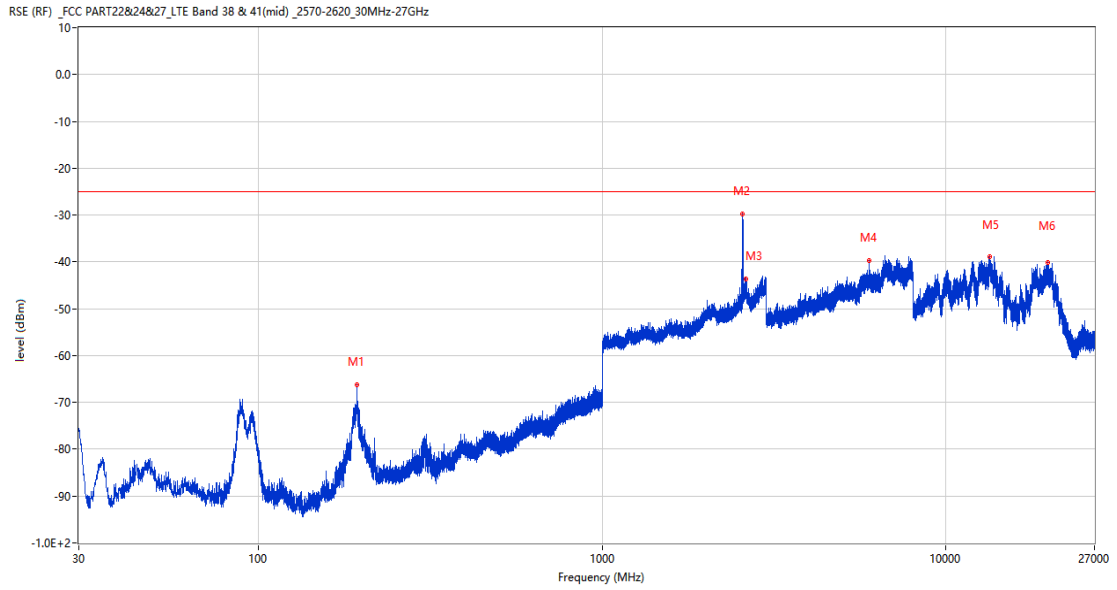
21.1 CA_38C 15MHz+15MHz, QPSK, Low Channel

RSE-H&H CH37825 15M RB1 LOW CH37975 15M RB1 HIGH



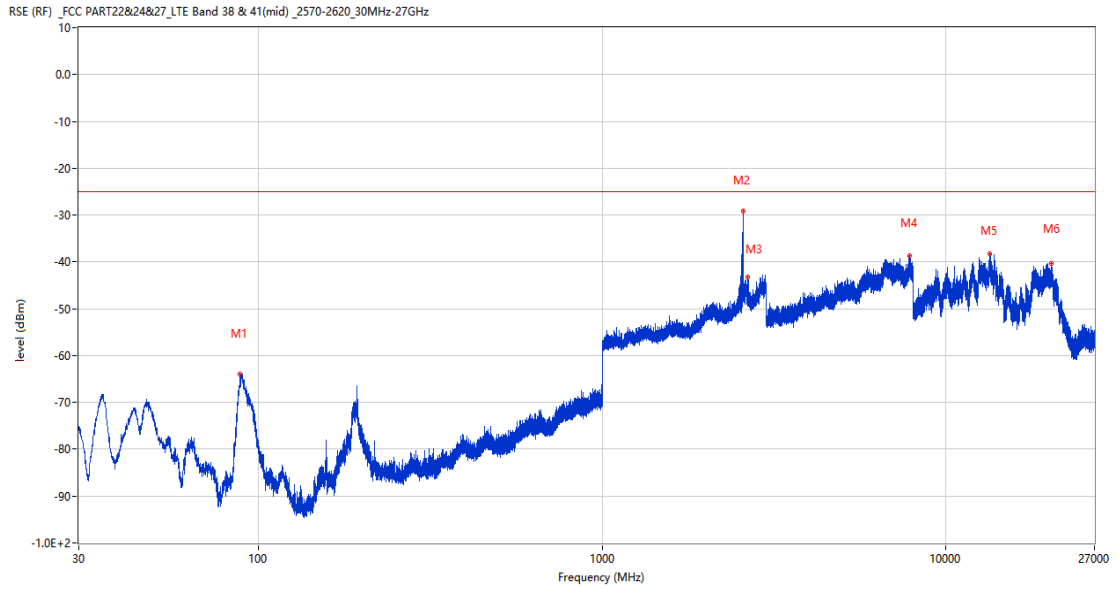
Frequency (MHz)	Result (dBm)	Factor (dB)	PK Limit (dBm)	Over Limit (dB)	Table (o)	ANT	EUT	Verdict
193.590	-66.67	-16.05	-25.0	-41.67	69.00	Horizontal	Horizontal	Pass
2562.200	-29.20	8.85	-25.0	-4.20	347.00	Horizontal	Horizontal	N/A
2633.600	-37.36	8.13	-25.0	-12.36	138.00	Horizontal	Horizontal	N/A
6770.500	-38.75	14.30	-25.0	-13.75	348.00	Horizontal	Horizontal	Pass
13422.788	-37.98	16.51	-25.0	-12.98	54.00	Horizontal	Horizontal	Pass
20034.900	-40.22	12.95	-25.0	-15.22	362.00	Horizontal	Horizontal	Pass

RSE-H&V CH37825 15M RB1 LOW CH37975 15M RB1 HIGH



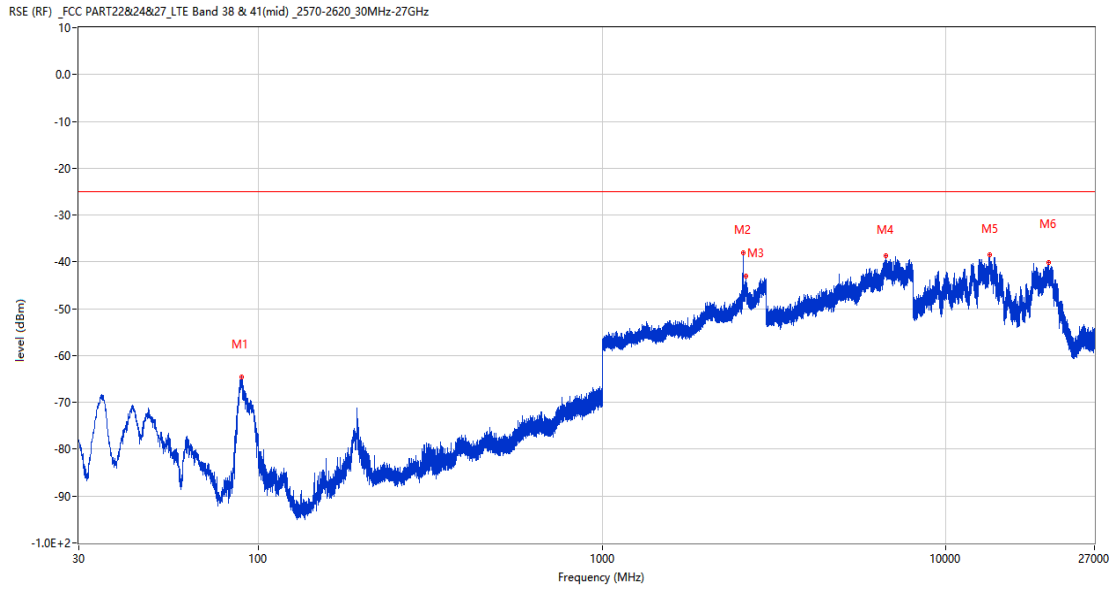
Frequency (MHz)	Result (dBm)	Factor (dB)	PK Limit (dBm)	Over Limit (dB)	Table (o)	ANT	EUT	Verdict
193.494	-66.30	-16.06	-25.0	-41.30	70.00	Horizontal	Vertical	Pass
2561.000	-29.79	8.80	-25.0	-4.79	136.00	Horizontal	Vertical	N/A
2619.600	-43.71	10.02	-25.0	-18.71	-3.00	Horizontal	Vertical	N/A
5960.500	-39.76	13.32	-25.0	-14.76	40.00	Horizontal	Vertical	Pass
13360.838	-38.86	16.64	-25.0	-13.86	19.00	Horizontal	Vertical	Pass
19741.499	-40.17	12.94	-25.0	-15.17	3.00	Horizontal	Vertical	Pass

RSE-V&V CH37825 15M RB1 LOW CH37975 15M RB1 HIGH



Frequency (MHz)	Result (dBm)	Factor (dB)	PK Limit (dBm)	Over Limit (dB)	Table (o)	ANT	EUT	Verdict
88.394	-64.05	-20.10	-25.0	-39.05	82.00	Vertical	Vertical	Pass
2563.000	-29.14	8.87	-25.0	-4.14	188.00	Vertical	Vertical	N/A
2654.500	-43.26	8.34	-25.0	-18.26	83.00	Vertical	Vertical	N/A
7812.250	-38.59	16.35	-25.0	-13.59	323.00	Vertical	Vertical	Pass
13383.412	-38.19	16.85	-25.0	-13.19	0.00	Vertical	Vertical	Pass
20236.950	-40.44	12.96	-25.0	-15.44	94.00	Vertical	Vertical	Pass

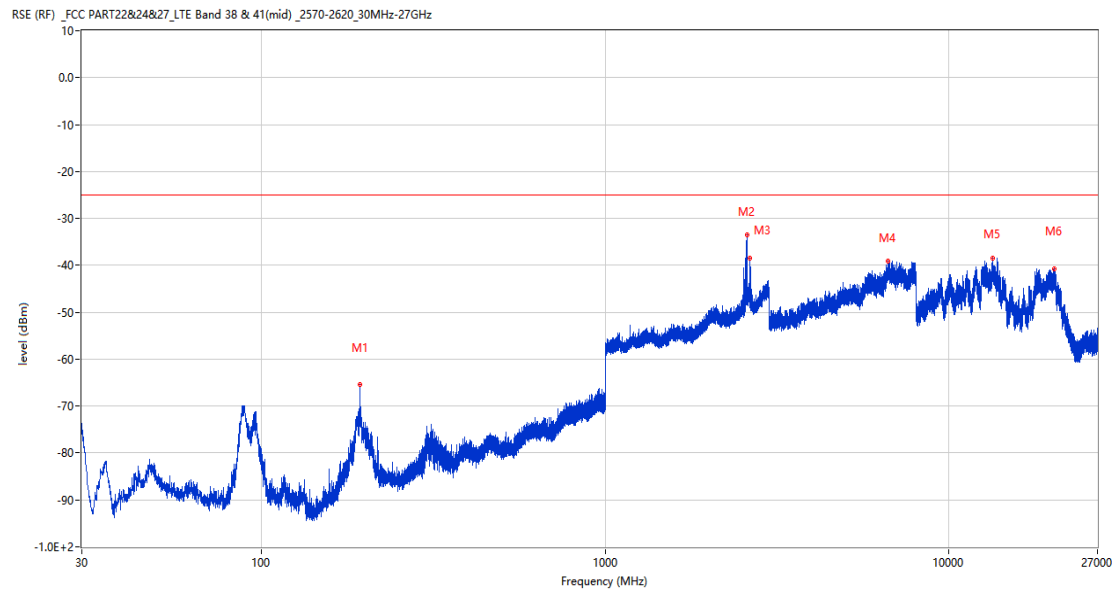
RSE-V&H CH37825 15M RB1 LOW CH37975 15M RB1 HIGH



Frequency (MHz)	Result (dBm)	Factor (dB)	PK Limit (dBm)	Over Limit (dB)	Table (o)	ANT	EUT	Verdict
89.364	-64.62	-20.17	-25.0	-39.62	102.00	Vertical	Horizontal	Pass
2564.800	-37.99	8.91	-25.0	-12.99	362.00	Vertical	Horizontal	N/A
2614.100	-42.96	9.95	-25.0	-17.96	361.00	Vertical	Horizontal	N/A
6662.000	-38.73	14.81	-25.0	-13.73	239.00	Vertical	Horizontal	Pass
13371.076	-38.37	16.74	-25.0	-13.37	81.00	Vertical	Horizontal	Pass
19891.800	-40.06	12.95	-25.0	-15.06	166.00	Vertical	Horizontal	Pass

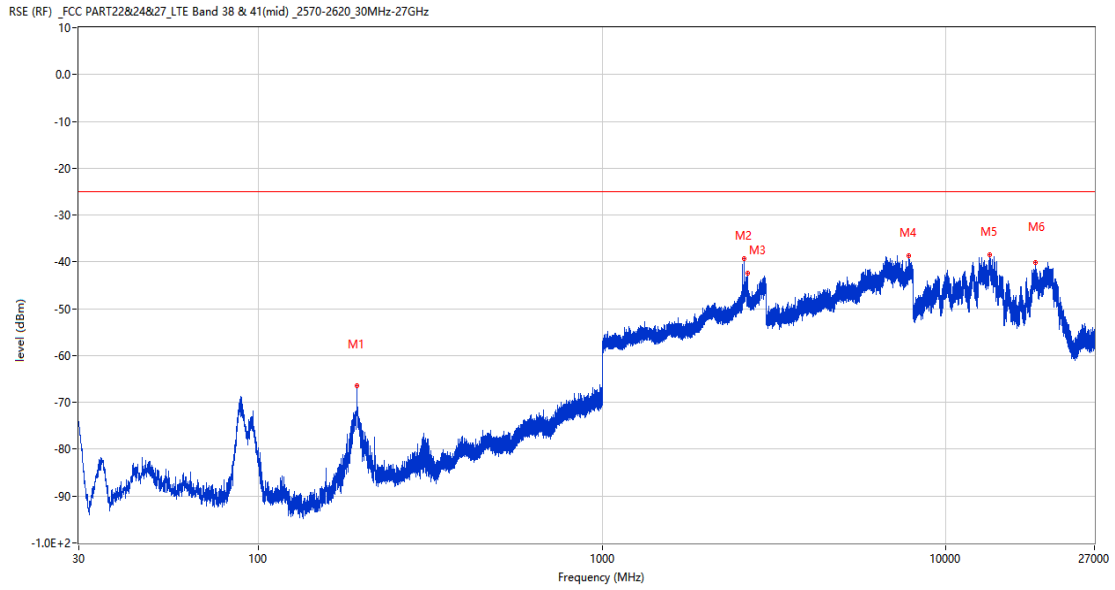
21.2 CA_38C 15MHz+15MHz, QPSK, Middle Channel

RSE-H&H CH37925 15M RB1 LOW CH38075 15M RB1 HIGH



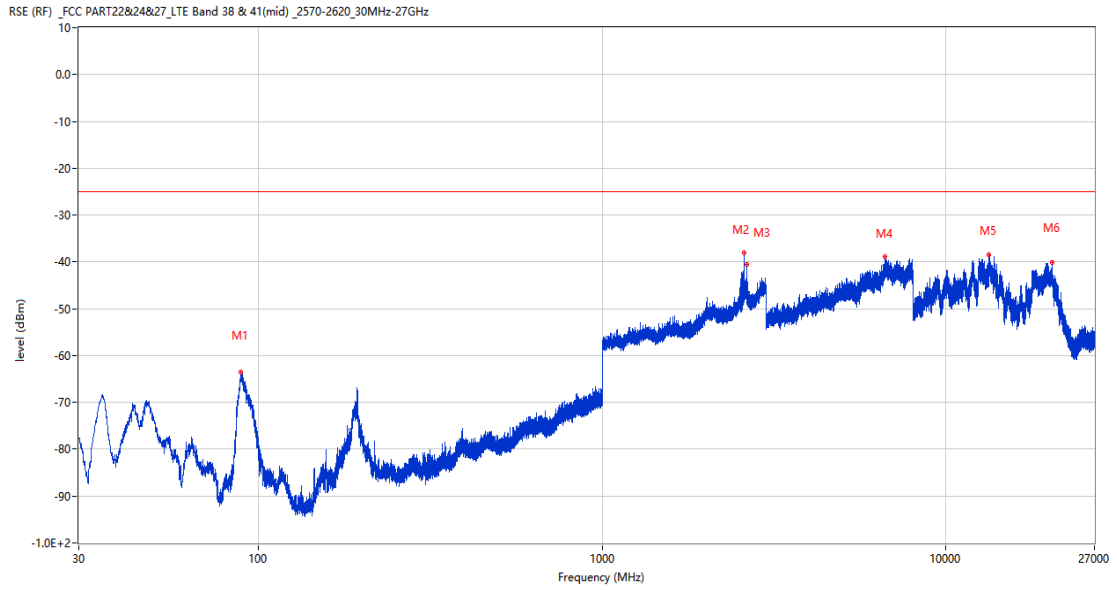
Frequency (MHz)	Result (dBm)	Factor (dB)	PK Limit (dBm)	Over Limit (dB)	Table (o)	ANT	EUT	Verdict
193.494	-65.43	-16.06	-25.0	-40.43	243.00	Horizontal	Horizontal	Pass
2581.500	-33.43	9.31	-25.0	-8.43	129.00	Horizontal	Horizontal	N/A
2634.900	-38.39	8.26	-25.0	-13.39	120.00	Horizontal	Horizontal	N/A
6655.750	-39.20	15.05	-25.0	-14.20	84.00	Horizontal	Horizontal	Pass
13381.838	-38.37	16.84	-25.0	-13.37	15.00	Horizontal	Horizontal	Pass
20208.599	-40.81	12.96	-25.0	-15.81	344.00	Horizontal	Horizontal	Pass

RSE-H&V CH37925 15M RB1 LOW CH38075 15M RB1 HIGH



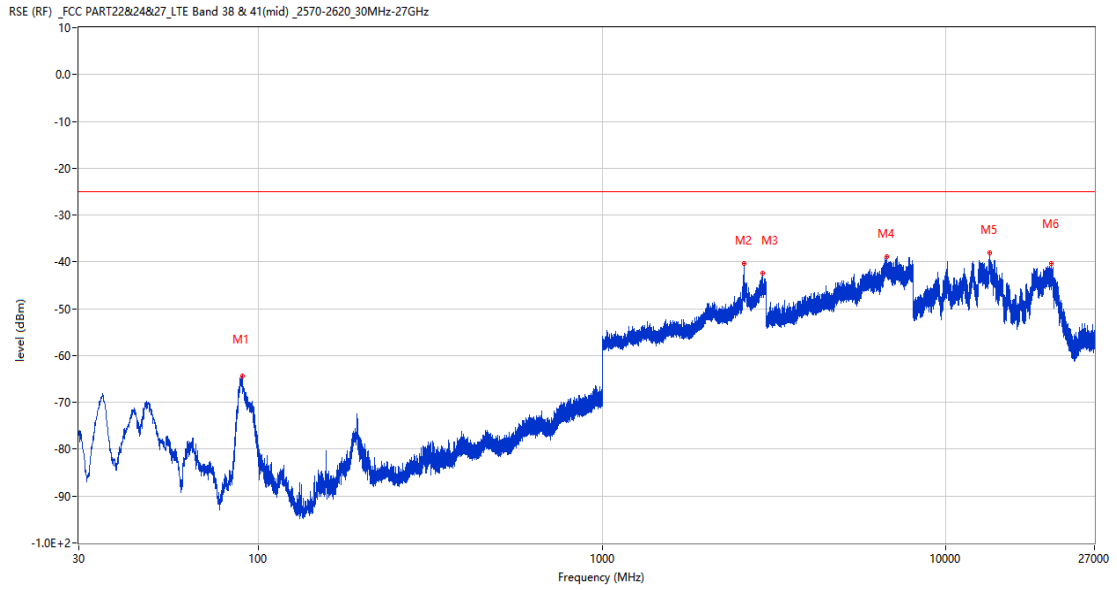
Frequency (MHz)	Result (dBm)	Factor (dB)	PK Limit (dBm)	Over Limit (dB)	Table (o)	ANT	EUT	Verdict
193.445	-66.53	-16.06	-25.0	-41.53	58.00	Horizontal	Vertical	Pass
2581.500	-39.40	9.31	-25.0	-14.40	116.00	Horizontal	Vertical	N/A
2639.300	-42.42	8.18	-25.0	-17.42	163.00	Horizontal	Vertical	N/A
7790.500	-38.75	15.70	-25.0	-13.75	193.00	Horizontal	Vertical	Pass
13389.187	-38.46	16.91	-25.0	-13.46	51.00	Horizontal	Vertical	Pass
18217.349	-40.22	12.86	-25.0	-15.22	82.00	Horizontal	Vertical	Pass

RSE-V&V CH37925 15M RB1 LOW CH38075 15M RB1 HIGH



Frequency (MHz)	Result (dBm)	Factor (dB)	PK Limit (dBm)	Over Limit (dB)	Table (o)	ANT	EUT	Verdict
88.636	-63.55	-20.11	-25.0	-38.55	85.00	Vertical	Vertical	Pass
2581.400	-38.11	9.31	-25.0	-13.11	329.00	Vertical	Vertical	N/A
2626.700	-40.45	9.09	-25.0	-15.45	31.00	Vertical	Vertical	N/A
6655.250	-38.80	15.01	-25.0	-13.80	35.00	Vertical	Vertical	Pass
13341.938	-38.50	16.22	-25.0	-13.50	320.00	Vertical	Vertical	Pass
20388.151	-40.11	12.97	-25.0	-15.11	38.00	Vertical	Vertical	Pass

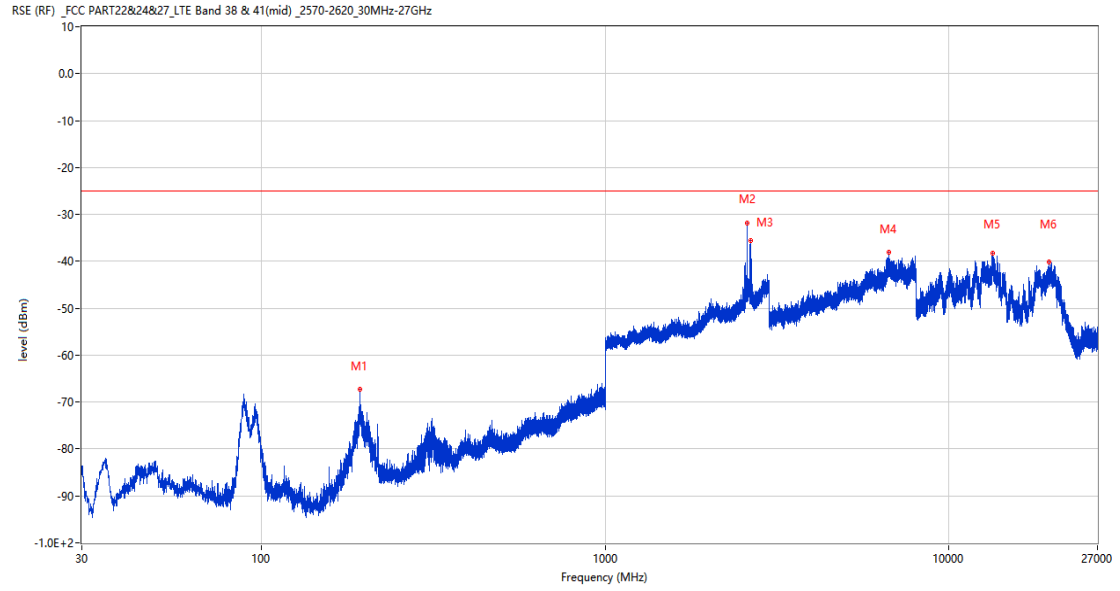
RSE-V&H CH37925 15M RB1 LOW CH38075 15M RB1 HIGH



Frequency (MHz)	Result (dBm)	Factor (dB)	PK Limit (dBm)	Over Limit (dB)	Table (o)	ANT	EUT	Verdict
89.606	-64.28	-20.16	-25.0	-39.28	73.00	Vertical	Horizontal	Pass
2582.000	-40.43	9.32	-25.0	-15.43	19.00	Vertical	Horizontal	N/A
2924.300	-42.45	11.07	-25.0	-17.45	361.00	Vertical	Horizontal	Pass
6736.500	-38.99	15.08	-25.0	-13.99	244.00	Vertical	Horizontal	Pass
13383.151	-38.03	16.85	-25.0	-13.03	0.00	Vertical	Horizontal	Pass
20235.151	-40.34	12.96	-25.0	-15.34	68.00	Vertical	Horizontal	Pass

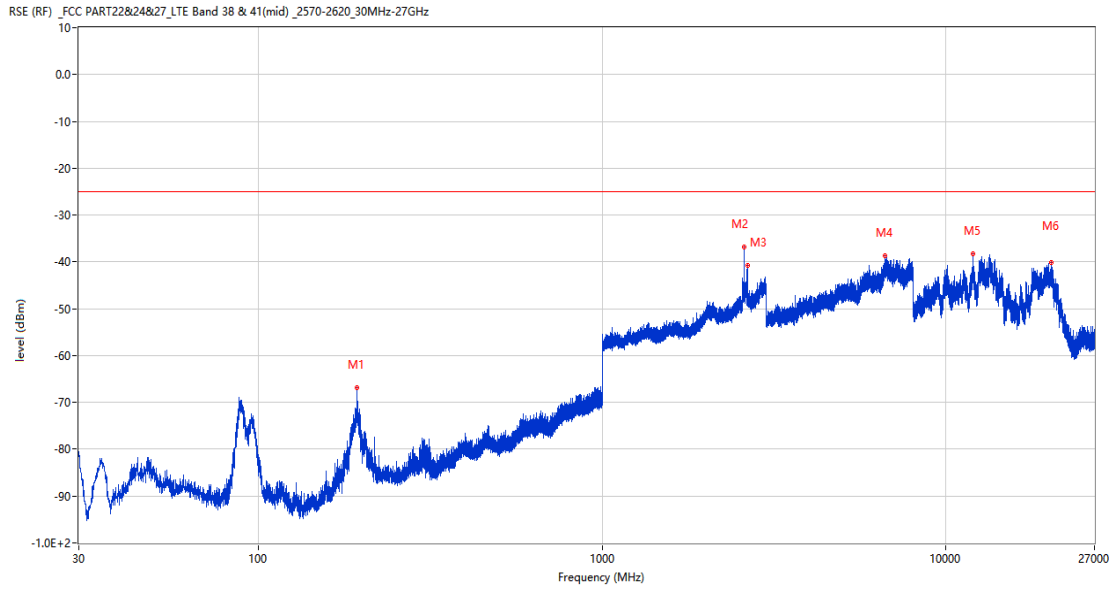
21.3 CA_38C 15MHz+15MHz, QPSK, High Channel

RSE-H&H CH38025 15M RB1 LOW CH38175 15M RB1 HIGH



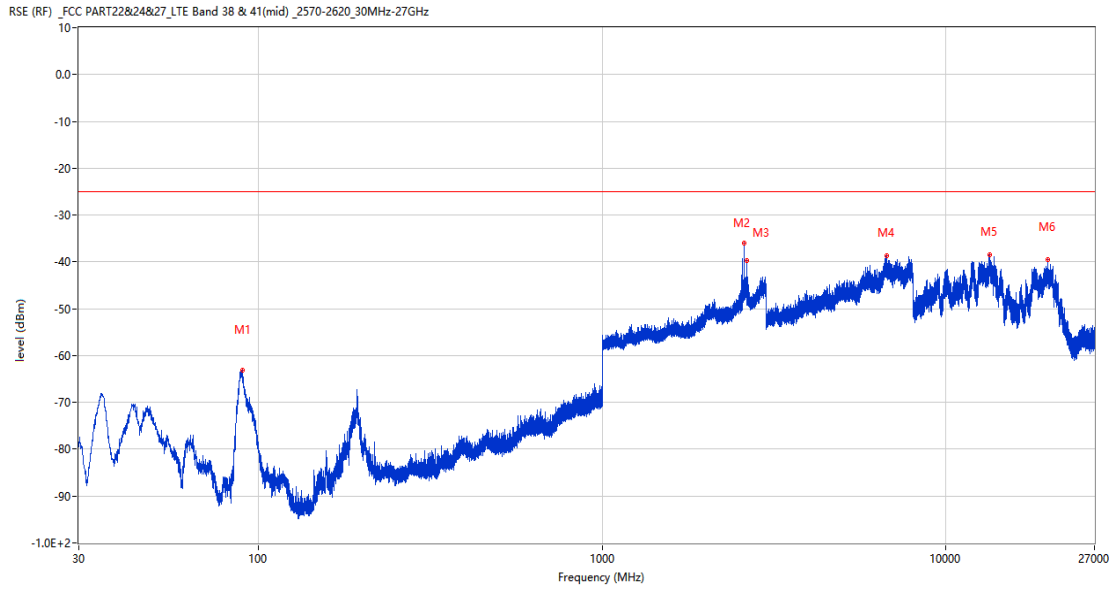
Frequency (MHz)	Result (dBm)	Factor (dB)	PK Limit (dBm)	Over Limit (dB)	Table (o)	ANT	EUT	Verdict
193.542	-67.27	-16.05	-25.0	-42.27	250.00	Horizontal	Horizontal	Pass
2591.500	-31.91	9.55	-25.0	-6.91	139.00	Horizontal	Horizontal	N/A
2639.200	-35.68	8.19	-25.0	-10.68	139.00	Horizontal	Horizontal	N/A
6675.500	-38.06	14.56	-25.0	-13.06	236.00	Horizontal	Horizontal	Pass
13419.112	-38.26	16.59	-25.0	-13.26	19.00	Horizontal	Horizontal	Pass
19476.001	-40.23	12.93	-25.0	-15.23	56.00	Horizontal	Horizontal	Pass

RSE-H&V CH38025 15M RB1 LOW CH38175 15M RB1 HIGH



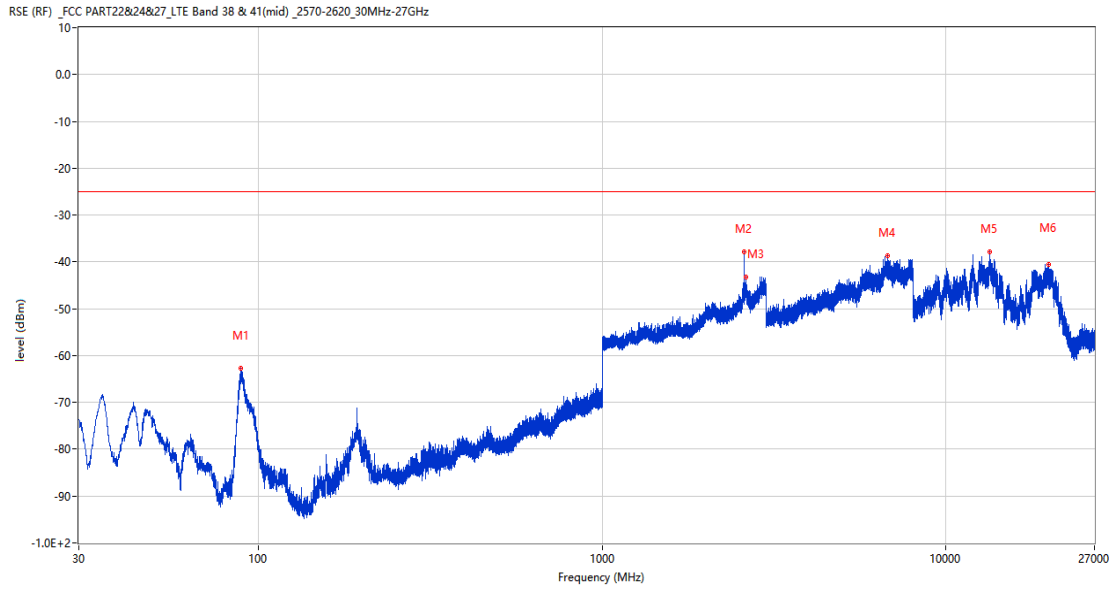
Frequency (MHz)	Result (dBm)	Factor (dB)	PK Limit (dBm)	Over Limit (dB)	Table (o)	ANT	EUT	Verdict
193.445	-66.94	-16.06	-25.0	-41.94	268.00	Horizontal	Vertical	Pass
2591.300	-36.88	9.55	-25.0	-11.88	123.00	Horizontal	Vertical	N/A
2644.500	-40.82	9.40	-25.0	-15.82	142.00	Horizontal	Vertical	N/A
6639.250	-38.76	15.07	-25.0	-13.76	197.00	Horizontal	Vertical	Pass
11937.988	-38.32	13.99	-25.0	-13.32	-3.00	Horizontal	Vertical	Pass
20174.399	-40.12	12.96	-25.0	-15.12	361.00	Horizontal	Vertical	Pass

RSE-V&V CH38025 15M RB1 LOW CH38175 15M RB1 HIGH



Frequency (MHz)	Result (dBm)	Factor (dB)	PK Limit (dBm)	Over Limit (dB)	Table (o)	ANT	EUT	Verdict
89.655	-63.18	-20.16	-25.0	-38.18	106.00	Vertical	Vertical	Pass
2591.400	-35.99	9.55	-25.0	-10.99	84.00	Vertical	Vertical	N/A
2636.400	-39.75	8.24	-25.0	-14.75	340.00	Vertical	Vertical	N/A
6706.250	-38.76	15.54	-25.0	-13.76	124.00	Vertical	Vertical	Pass
13377.901	-38.48	16.80	-25.0	-13.48	320.00	Vertical	Vertical	Pass
19793.699	-39.60	12.94	-25.0	-14.60	35.00	Vertical	Vertical	Pass

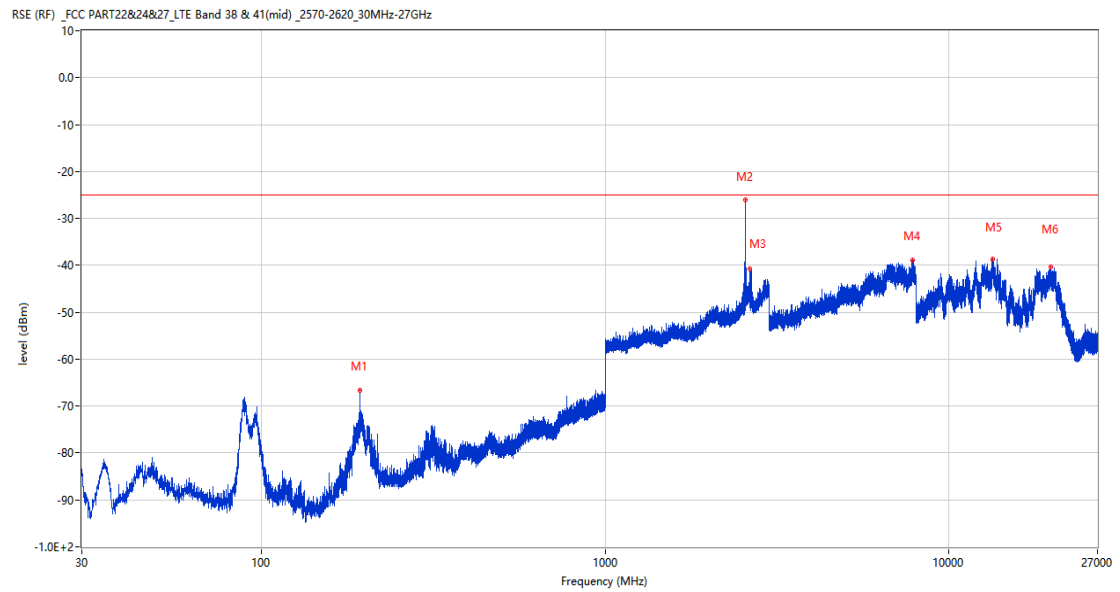
RSE-V&H CH38025 15M RB1 LOW CH38175 15M RB1 HIGH



Frequency (MHz)	Result (dBm)	Factor (dB)	PK Limit (dBm)	Over Limit (dB)	Table (o)	ANT	EUT	Verdict
88.636	-62.71	-20.11	-25.0	-37.71	82.00	Vertical	Horizontal	Pass
2591.500	-37.94	9.55	-25.0	-12.94	283.00	Vertical	Horizontal	N/A
2611.400	-43.29	9.91	-25.0	-18.29	105.00	Vertical	Horizontal	N/A
6753.250	-38.71	14.48	-25.0	-13.71	102.00	Vertical	Horizontal	Pass
13396.799	-37.92	16.98	-25.0	-12.92	285.00	Vertical	Horizontal	Pass
19814.851	-40.47	12.94	-25.0	-15.47	128.00	Vertical	Horizontal	Pass

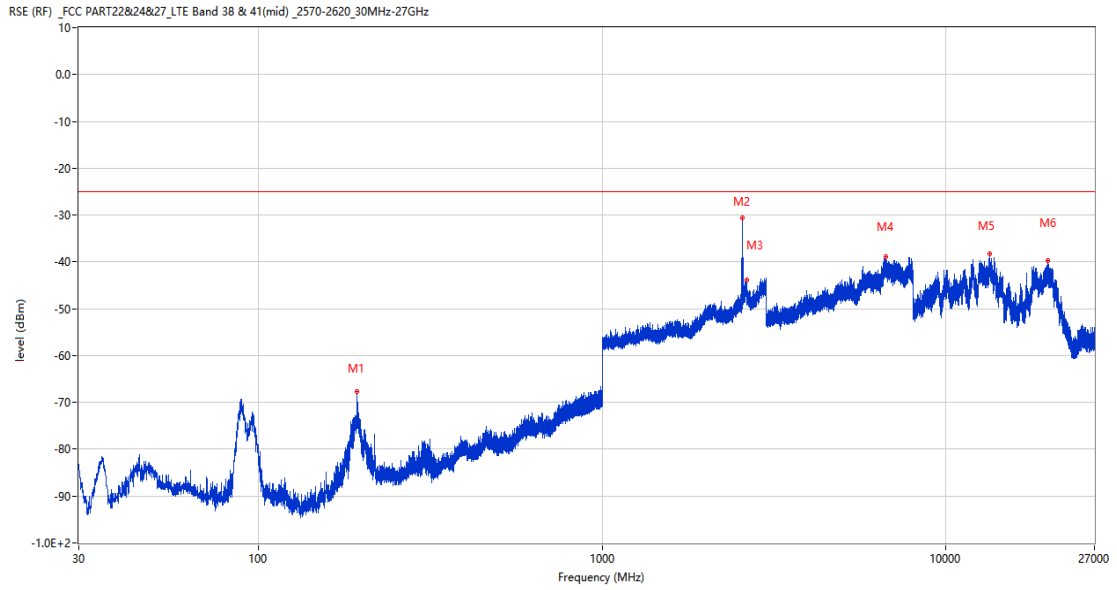
21.4 CA_38C 20MHz+20MHz, QPSK, Low Channel

RSE-H&HCH37850 20M RB1 LOW CH38048 20M RB1 HIGH



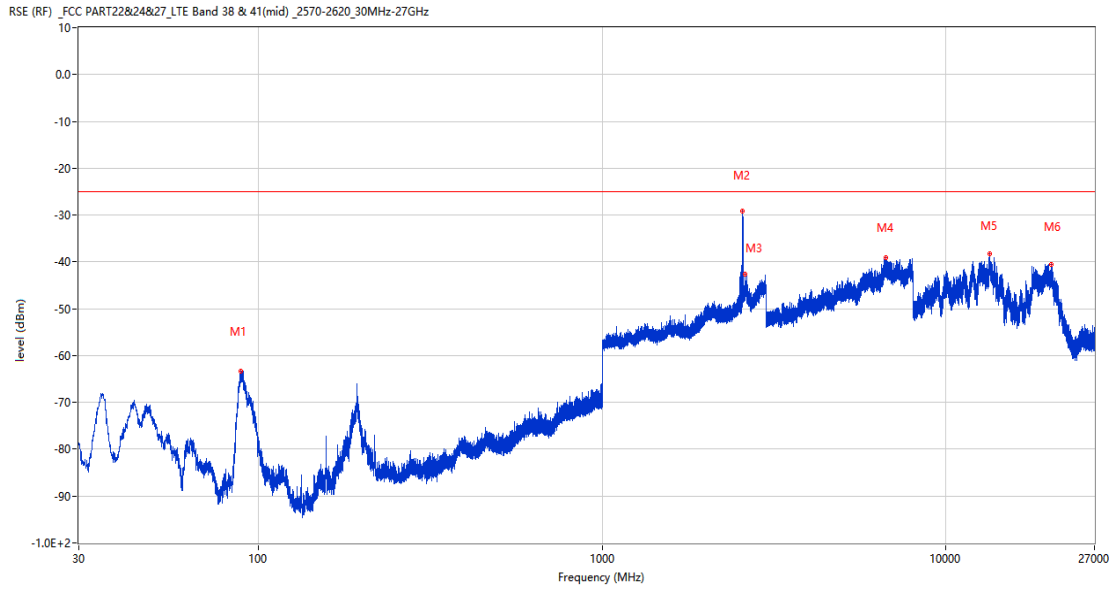
Frequency (MHz)	Result (dBm)	Factor (dB)	PK Limit (dBm)	Over Limit (dB)	Table (o)	ANT	EUT	Verdict
193.542	-66.56	-16.05	-25.0	-41.56	80.00	Horizontal	Horizontal	Pass
2559.900	-26.08	8.59	-25.0	-1.08	143.00	Horizontal	Horizontal	N/A
2628.000	-40.77	8.63	-25.0	-15.77	0.00	Horizontal	Horizontal	N/A
7818.750	-38.91	16.27	-25.0	-13.91	182.00	Horizontal	Horizontal	Pass
13387.612	-38.70	16.89	-25.0	-13.70	327.00	Horizontal	Horizontal	Pass
19745.550	-40.40	12.94	-25.0	-15.40	362.00	Horizontal	Horizontal	Pass

RSE-H&VCH37850 20M RB1 LOW CH38048 20M RB1 HIGH



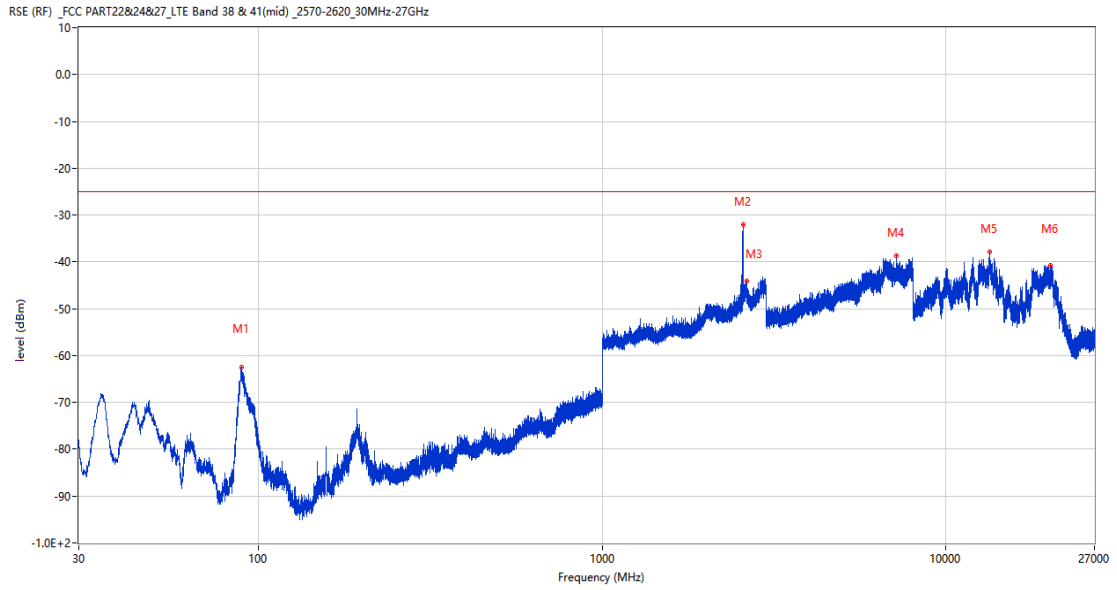
Frequency (MHz)	Result (dBm)	Factor (dB)	PK Limit (dBm)	Over Limit (dB)	Table (o)	ANT	EUT	Verdict
193.590	-67.73	-16.05	-25.0	-42.73	85.00	Horizontal	Vertical	Pass
2561.200	-30.61	8.83	-25.0	-5.61	139.00	Horizontal	Vertical	N/A
2625.600	-43.89	10.11	-25.0	-18.89	98.00	Horizontal	Vertical	N/A
6672.250	-38.85	14.61	-25.0	-13.85	181.00	Horizontal	Vertical	Pass
13392.600	-38.19	16.94	-25.0	-13.19	326.00	Horizontal	Vertical	Pass
19772.551	-39.65	12.94	-25.0	-14.65	224.00	Horizontal	Vertical	Pass

RSE-V&VCH37850 20M RB1 LOW CH38048 20M RB1 HIGH



Frequency (MHz)	Result (dBm)	Factor (dB)	PK Limit (dBm)	Over Limit (dB)	Table (o)	ANT	EUT	Verdict
88.782	-63.23	-20.12	-25.0	-38.23	70.00	Vertical	Vertical	Pass
2558.200	-29.09	8.12	-25.0	-4.09	362.00	Vertical	Vertical	N/A
2599.100	-42.53	9.73	-25.0	-17.53	362.00	Vertical	Vertical	N/A
6672.250	-39.01	14.61	-25.0	-14.01	360.00	Vertical	Vertical	Pass
13391.287	-38.28	16.93	-25.0	-13.28	168.00	Vertical	Vertical	Pass
20237.400	-40.49	12.96	-25.0	-15.49	284.00	Vertical	Vertical	Pass

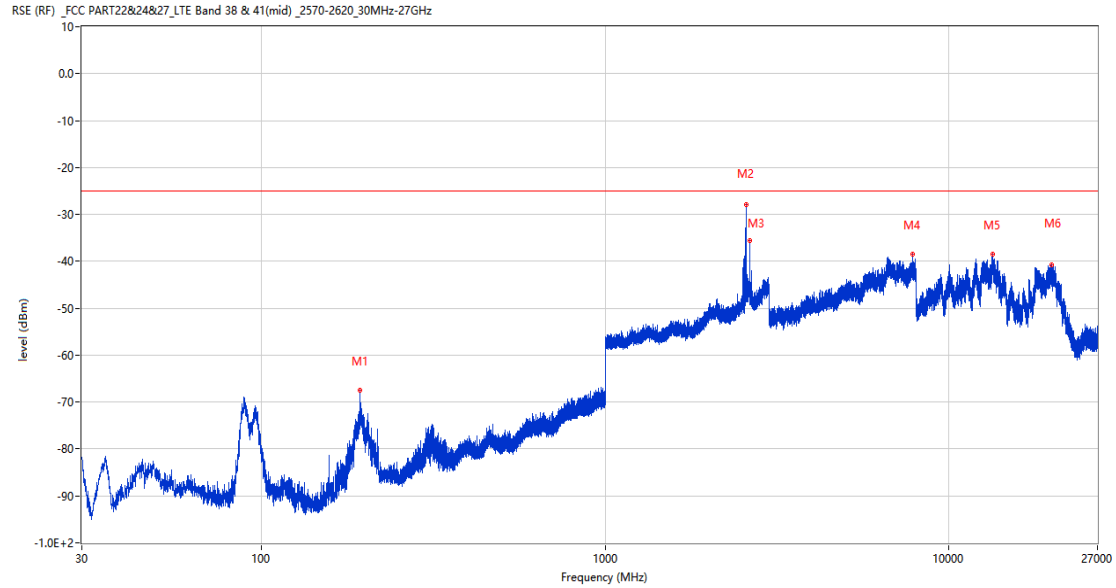
RSE-V&HCH37850 20M RB1 LOW CH38048 20M RB1 HIGH



Frequency (MHz)	Result (dBm)	Factor (dB)	PK Limit (dBm)	Over Limit (dB)	Table (o)	ANT	EUT	Verdict
89.267	-62.48	-20.17	-25.0	-37.48	65.00	Vertical	Horizontal	Pass
2565.200	-32.05	8.92	-25.0	-7.05	31.00	Vertical	Horizontal	N/A
2624.400	-44.00	10.09	-25.0	-19.00	11.00	Vertical	Horizontal	N/A
7169.250	-38.78	14.35	-25.0	-13.78	-2.00	Vertical	Horizontal	Pass
13382.887	-37.83	16.85	-25.0	-12.83	0.00	Vertical	Horizontal	Pass
20115.900	-40.74	12.96	-25.0	-15.74	229.00	Vertical	Horizontal	Pass

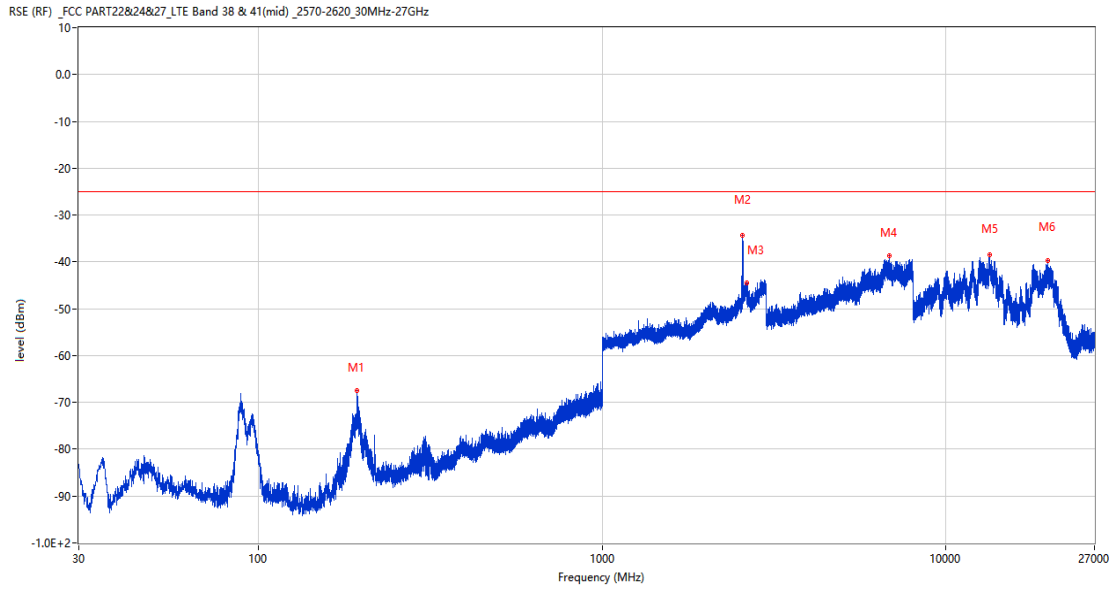
21.5 CA_38C 20MHz+20MHz, QPSK, Middle Channel

RSE-H&H CH37901 20M RB1 LOW CH38099 20M RB1 HIGH



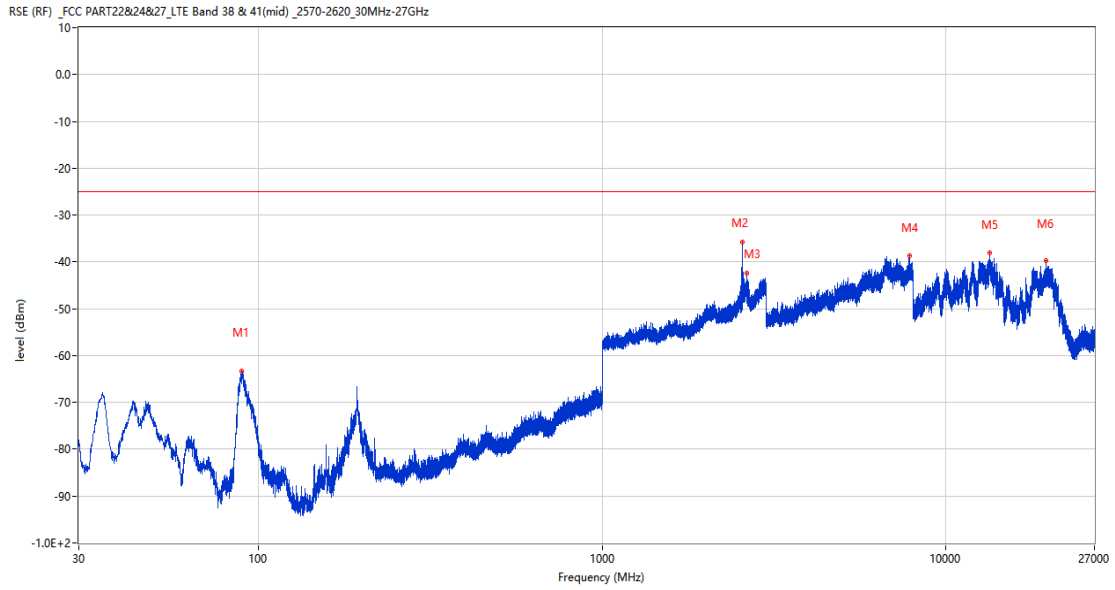
Frequency (MHz)	Result (dBm)	Factor (dB)	PK Limit (dBm)	Over Limit (dB)	Table (o)	ANT	EUT	Verdict
193.542	-67.56	-16.05	-25.0	-42.56	255.00	Horizontal	Horizontal	Pass
2563.300	-27.99	8.88	-25.0	-2.99	148.00	Horizontal	Horizontal	N/A
2626.100	-35.65	9.68	-25.0	-10.65	139.00	Horizontal	Horizontal	N/A
7808.000	-38.56	16.04	-25.0	-13.56	258.00	Horizontal	Horizontal	Pass
13391.549	-38.57	16.93	-25.0	-13.57	0.00	Horizontal	Horizontal	Pass
19834.651	-40.79	12.94	-25.0	-15.79	321.00	Horizontal	Horizontal	Pass

RSE-H&V CH37901 20M RB1 LOW CH38099 20M RB1 HIGH



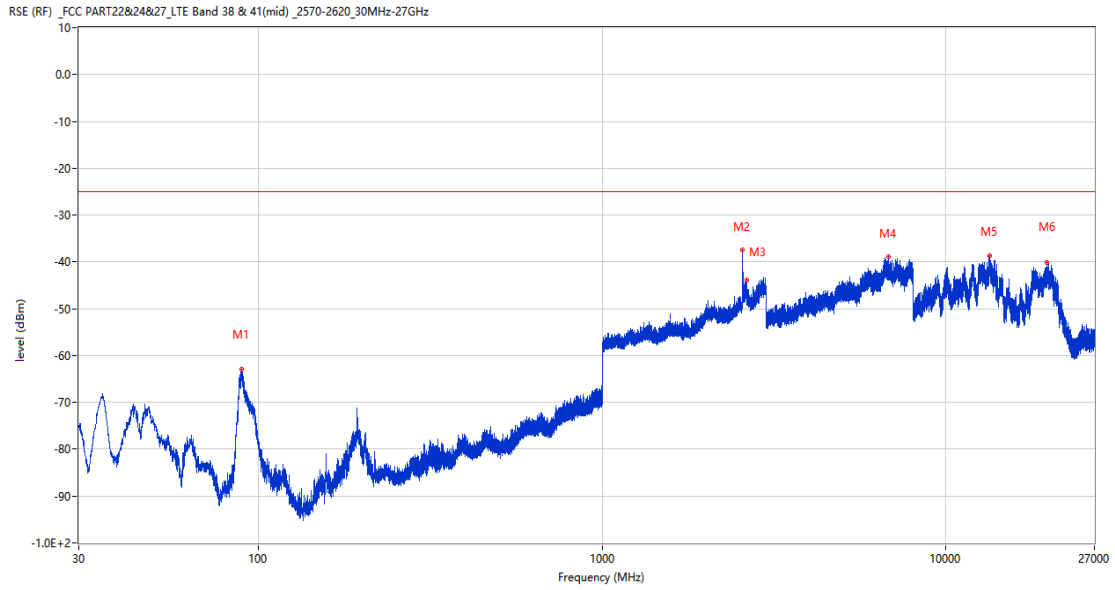
Frequency (MHz)	Result (dBm)	Factor (dB)	PK Limit (dBm)	Over Limit (dB)	Table (o)	ANT	EUT	Verdict
193.542	-67.47	-16.05	-25.0	-42.47	62.00	Horizontal	Vertical	Pass
2560.400	-34.25	8.66	-25.0	-9.25	89.00	Horizontal	Vertical	N/A
2625.600	-44.42	10.11	-25.0	-19.42	3.00	Horizontal	Vertical	N/A
6846.250	-38.62	14.07	-25.0	-13.62	225.00	Horizontal	Vertical	Pass
13404.675	-38.42	16.91	-25.0	-13.42	271.00	Horizontal	Vertical	Pass
19769.850	-39.75	12.94	-25.0	-14.75	206.00	Horizontal	Vertical	Pass

RSE-V&V CH37901 20M RB1 LOW CH38099 20M RB1 HIGH



Frequency (MHz)	Result (dBm)	Factor (dB)	PK Limit (dBm)	Over Limit (dB)	Table (o)	ANT	EUT	Verdict
89.170	-63.40	-20.16	-25.0	-38.40	153.00	Vertical	Vertical	Pass
2556.100	-35.78	7.34	-25.0	-10.78	361.00	Vertical	Vertical	N/A
2628.100	-42.39	8.61	-25.0	-17.39	314.00	Vertical	Vertical	N/A
7807.500	-38.68	16.16	-25.0	-13.68	219.00	Vertical	Vertical	Pass
13351.912	-38.09	16.56	-25.0	-13.09	132.00	Vertical	Vertical	Pass
19482.751	-39.79	12.93	-25.0	-14.79	313.00	Vertical	Vertical	Pass

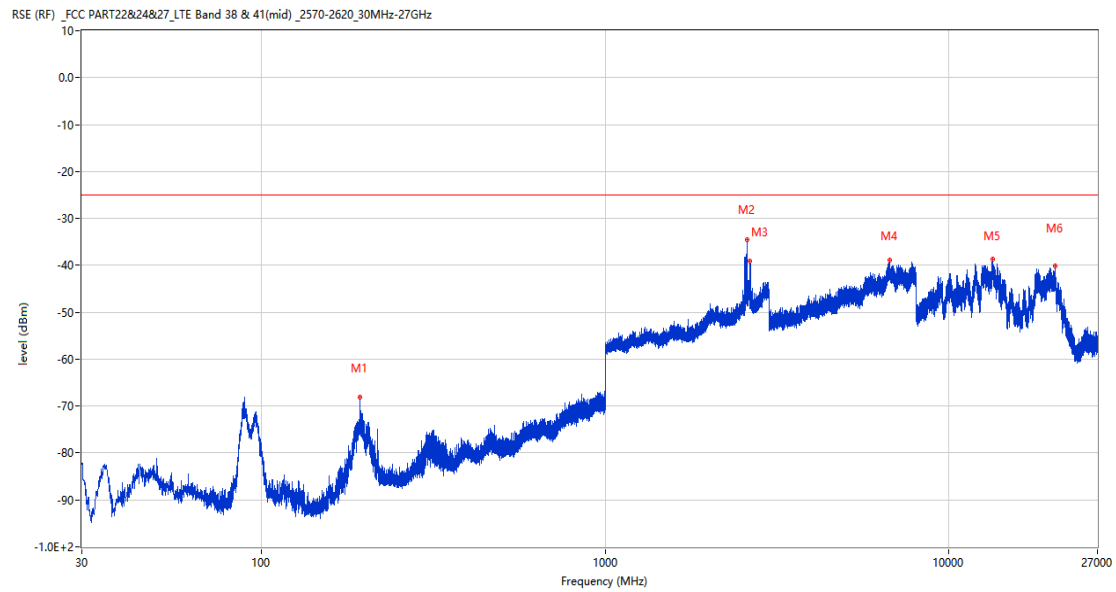
RSE-V&H CH37901 20M RB1 LOW CH38099 20M RB1 HIGH



Frequency (MHz)	Result (dBm)	Factor (dB)	PK Limit (dBm)	Over Limit (dB)	Table (o)	ANT	EUT	Verdict
89.509	-62.87	-20.17	-25.0	-37.87	86.00	Vertical	Horizontal	Pass
2556.200	-37.47	7.34	-25.0	-12.47	19.00	Vertical	Horizontal	N/A
2631.500	-43.78	8.16	-25.0	-18.78	99.00	Vertical	Horizontal	N/A
6791.750	-38.79	14.42	-25.0	-13.79	0.00	Vertical	Horizontal	Pass
13404.937	-38.66	16.90	-25.0	-13.66	77.00	Vertical	Horizontal	Pass
19625.849	-40.07	12.93	-25.0	-15.07	161.00	Vertical	Horizontal	Pass

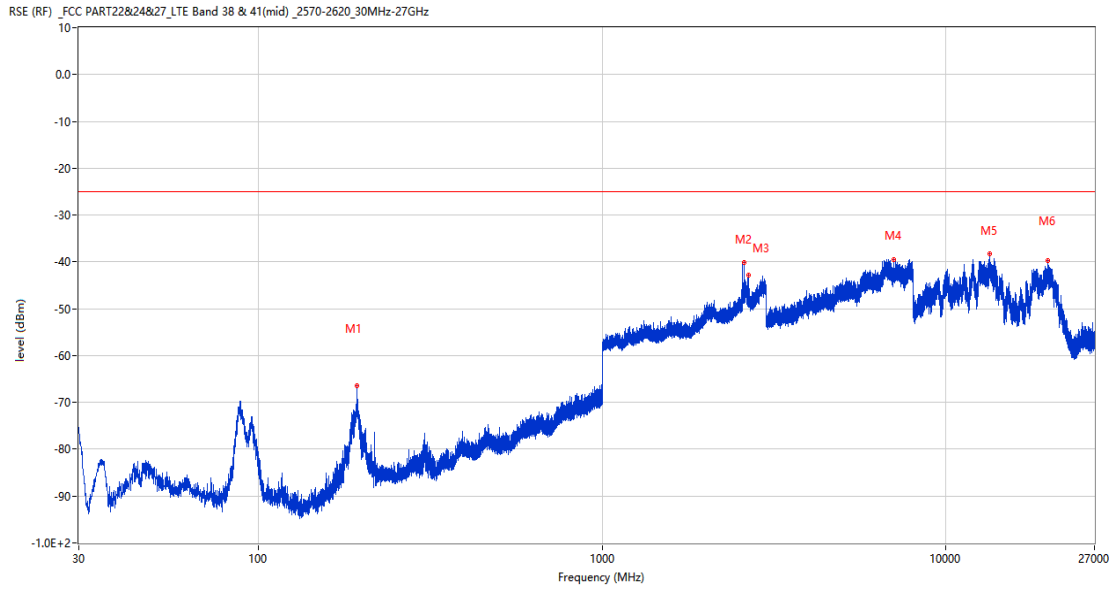
21.6 CA_38C 20MHz+20MHz, QPSK, High Channel

RSE-H&H CH37952 20M RB1 LOW CH38150 20M RB1 HIGH



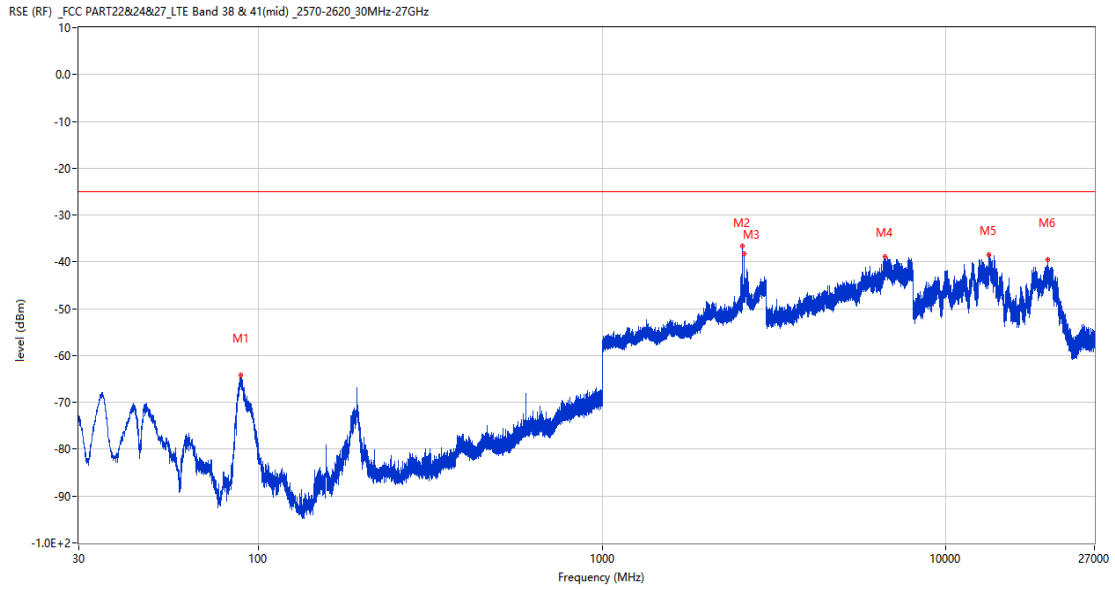
Frequency (MHz)	Result (dBm)	Factor (dB)	PK Limit (dBm)	Over Limit (dB)	Table (o)	ANT	EUT	Verdict
193.542	-67.99	-16.05	-25.0	-42.99	238.00	Horizontal	Horizontal	Pass
2582.000	-34.47	9.32	-25.0	-9.47	136.00	Horizontal	Horizontal	N/A
2627.500	-39.00	8.70	-25.0	-14.00	33.00	Horizontal	Horizontal	N/A
6705.750	-38.86	15.47	-25.0	-13.86	33.00	Horizontal	Horizontal	Pass
13377.901	-38.71	16.80	-25.0	-13.71	190.00	Horizontal	Horizontal	Pass
20347.650	-40.14	12.97	-25.0	-15.14	311.00	Horizontal	Horizontal	Pass

RSE-H&V CH37952 20M RB1 LOW CH38150 20M RB1 HIGH



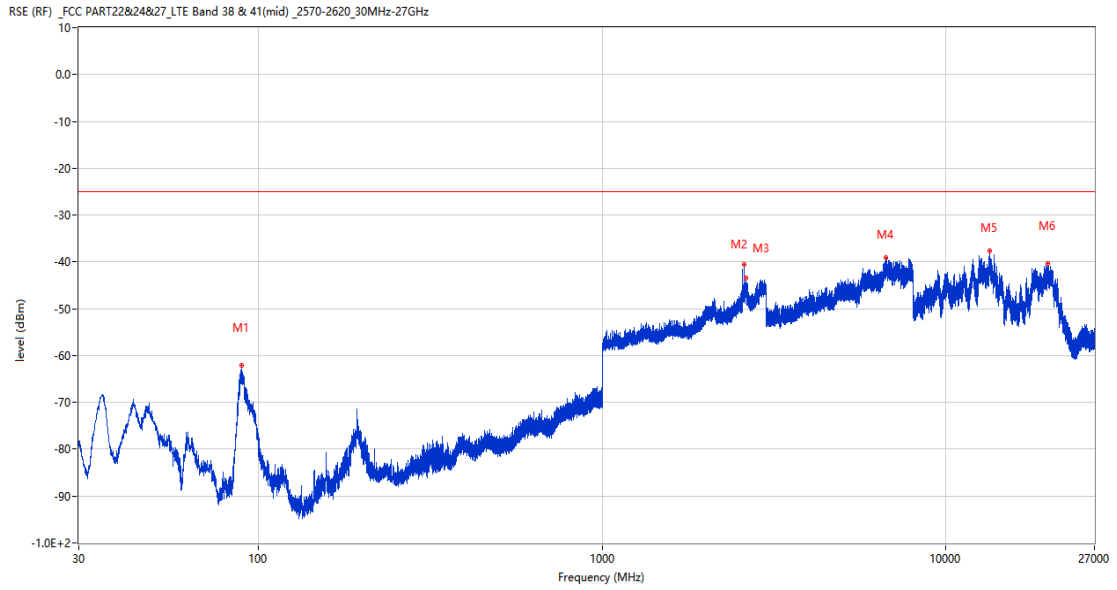
Frequency (MHz)	Result (dBm)	Factor (dB)	PK Limit (dBm)	Over Limit (dB)	Table (o)	ANT	EUT	Verdict
193.590	-66.51	-16.05	-25.0	-41.51	238.00	Horizontal	Vertical	Pass
2582.000	-40.23	9.32	-25.0	-15.23	112.00	Horizontal	Vertical	N/A
2663.000	-42.88	8.09	-25.0	-17.88	140.00	Horizontal	Vertical	N/A
7042.500	-39.48	13.89	-25.0	-14.48	233.00	Horizontal	Vertical	Pass
13396.537	-38.34	16.98	-25.0	-13.34	107.00	Horizontal	Vertical	Pass
19768.949	-39.78	12.94	-25.0	-14.78	345.00	Horizontal	Vertical	Pass

RSE-V&V CH37952 20M RB1 LOW CH38150 20M RB1 HIGH



Frequency (MHz)	Result (dBm)	Factor (dB)	PK Limit (dBm)	Over Limit (dB)	Table (o)	ANT	EUT	Verdict
88.976	-64.18	-20.14	-25.0	-39.18	92.00	Vertical	Vertical	Pass
2557.300	-36.64	7.67	-25.0	-11.64	185.00	Vertical	Vertical	N/A
2581.800	-38.25	9.32	-25.0	-13.25	73.00	Vertical	Vertical	N/A
6644.750	-38.90	15.12	-25.0	-13.90	46.00	Vertical	Vertical	Pass
13347.188	-38.41	16.43	-25.0	-13.41	-2.00	Vertical	Vertical	Pass
19751.399	-39.48	12.94	-25.0	-14.48	67.00	Vertical	Vertical	Pass

RSE-V&H CH37952 20M RB1 LOW CH38150 20M RB1 HIGH

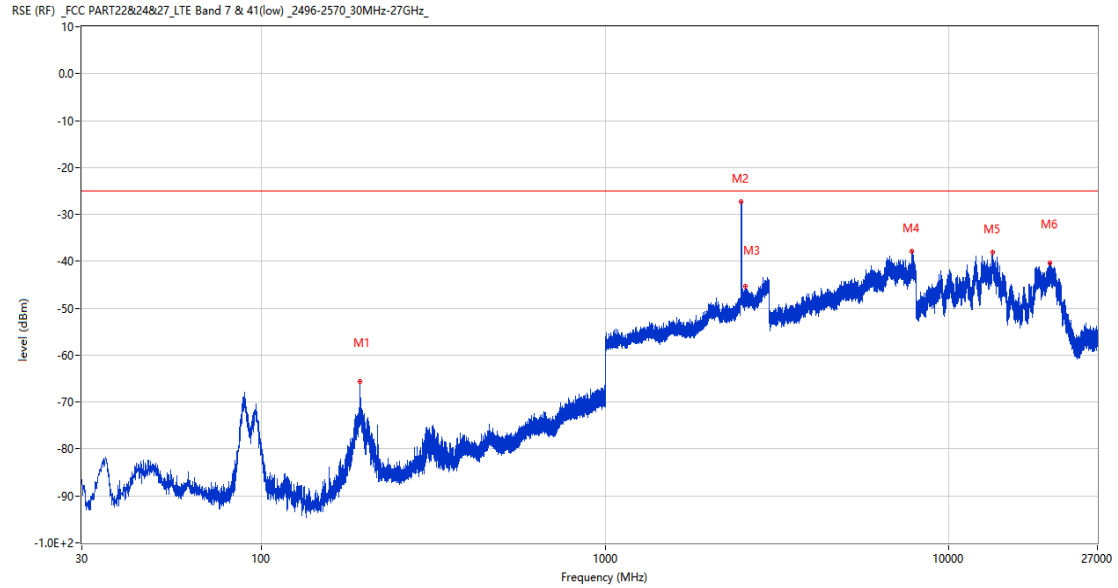


Frequency (MHz)	Result (dBm)	Factor (dB)	PK Limit (dBm)	Over Limit (dB)	Table (o)	ANT	EUT	Verdict
89.218	-62.05	-20.16	-25.0	-37.05	107.00	Vertical	Horizontal	Pass
2582.100	-40.58	9.33	-25.0	-15.58	37.00	Vertical	Horizontal	N/A
2619.400	-43.52	10.02	-25.0	-18.52	214.00	Vertical	Horizontal	N/A
6672.500	-39.10	14.62	-25.0	-14.10	20.00	Vertical	Horizontal	Pass
13366.612	-37.55	16.70	-25.0	-12.55	188.00	Vertical	Horizontal	Pass
19736.551	-40.41	12.94	-25.0	-15.41	341.00	Vertical	Horizontal	Pass

22 CA_41C

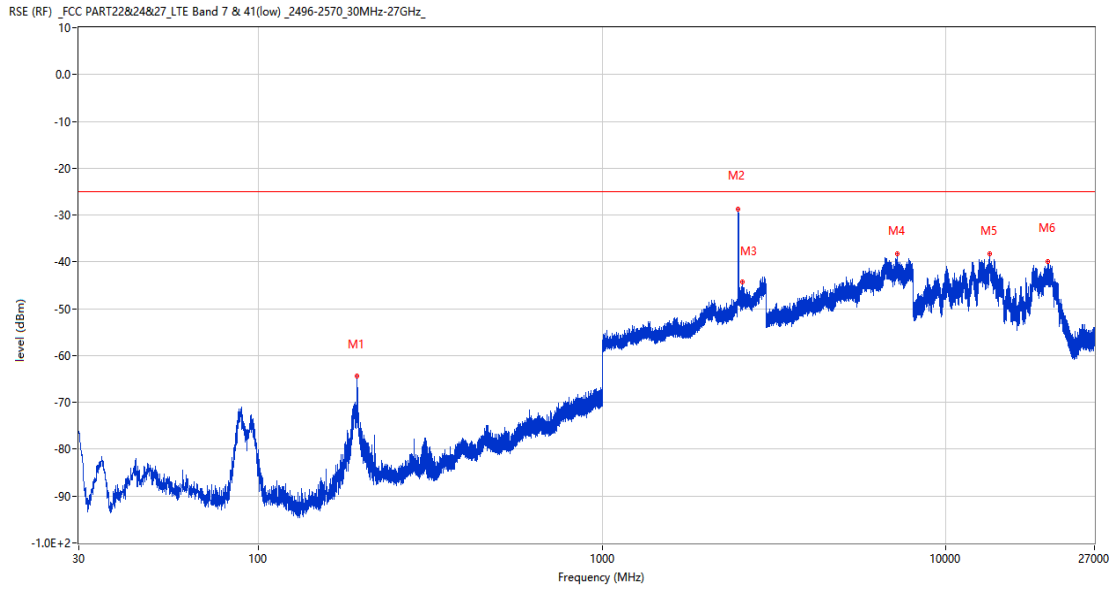
22.1 CA_41C 20MHz+5MHz, QPSK, Low Channel

RSE-H&H CH39750 20M RB1 LOW CH39867 20M RB1 HIGH



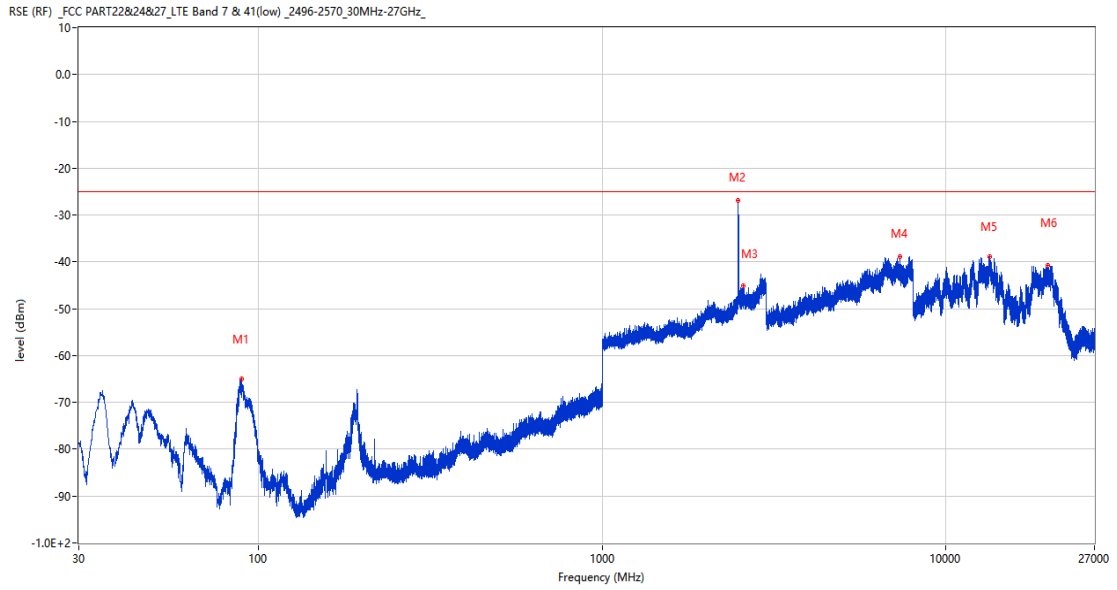
Frequency (MHz)	Result (dBm)	Factor (dB)	PK Limit (dBm)	Over Limit (dB)	Table (o)	ANT	EUT	Verdict
193.542	-65.51	-16.05	-25.0	-40.51	244.00	Horizontal	Horizontal	Pass
2484.300	-27.38	6.94	-25.0	-2.38	158.00	Horizontal	Horizontal	N/A
2555.200	-45.33	8.19	-25.0	-20.33	311.00	Horizontal	Horizontal	N/A
7797.250	-37.80	15.83	-25.0	-12.80	108.00	Horizontal	Horizontal	Pass
13386.563	-37.99	16.88	-25.0	-12.99	21.00	Horizontal	Horizontal	Pass
19678.050	-40.25	12.94	-25.0	-15.25	-3.00	Horizontal	Horizontal	Pass

RSE-H&V CH39750 20M RB1 LOW CH39867 20M RB1 HIGH



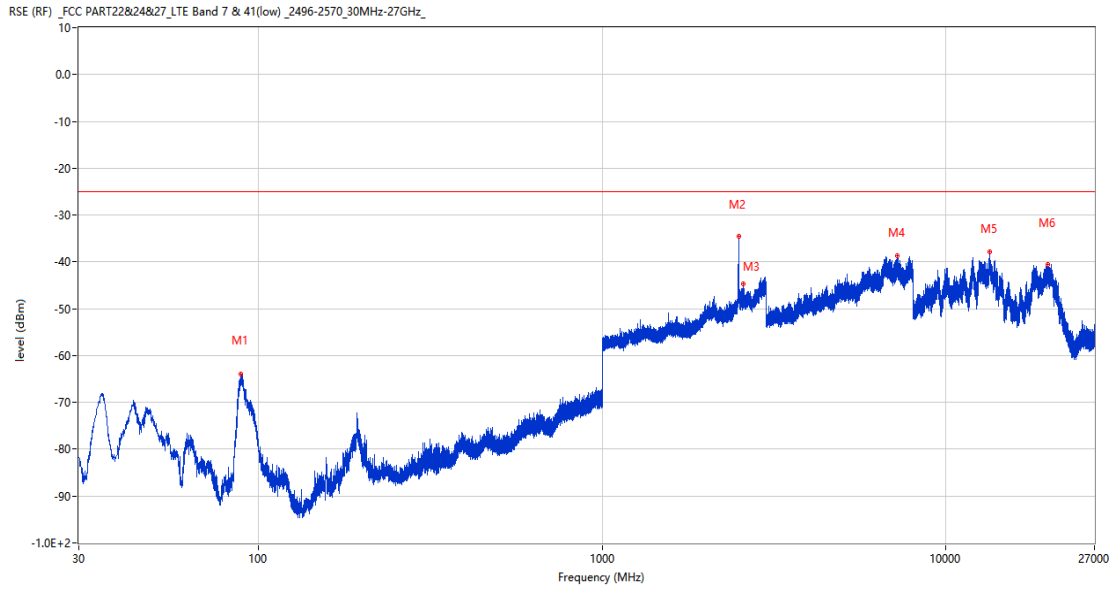
Frequency (MHz)	Result (dBm)	Factor (dB)	PK Limit (dBm)	Over Limit (dB)	Table (o)	ANT	EUT	Verdict
193.736	-64.45	-16.04	-25.0	-39.45	80.00	Horizontal	Vertical	Pass
2486.400	-28.75	8.16	-25.0	-3.75	348.00	Horizontal	Vertical	N/A
2555.500	-44.32	8.20	-25.0	-19.32	195.00	Horizontal	Vertical	N/A
7196.000	-38.23	14.81	-25.0	-13.23	305.00	Horizontal	Vertical	Pass
13392.862	-38.19	16.94	-25.0	-13.19	48.00	Horizontal	Vertical	Pass
19777.499	-39.97	12.94	-25.0	-14.97	284.00	Horizontal	Vertical	Pass

RSE-V&V CH39750 20M RB1 LOW CH39867 20M RB1 HIGH



Frequency (MHz)	Result (dBm)	Factor (dB)	PK Limit (dBm)	Over Limit (dB)	Table (o)	ANT	EUT	Verdict
89.024	-64.97	-20.15	-25.0	-39.97	108.00	Vertical	Vertical	Pass
2487.400	-26.85	8.17	-25.0	-1.85	6.00	Vertical	Vertical	N/A
2571.500	-45.11	8.45	-25.0	-20.11	6.00	Vertical	Vertical	N/A
7344.750	-38.83	14.50	-25.0	-13.83	172.00	Vertical	Vertical	Pass
13397.325	-38.87	16.98	-25.0	-13.87	363.00	Vertical	Vertical	Pass
19786.052	-40.79	12.94	-25.0	-15.79	226.00	Vertical	Vertical	Pass

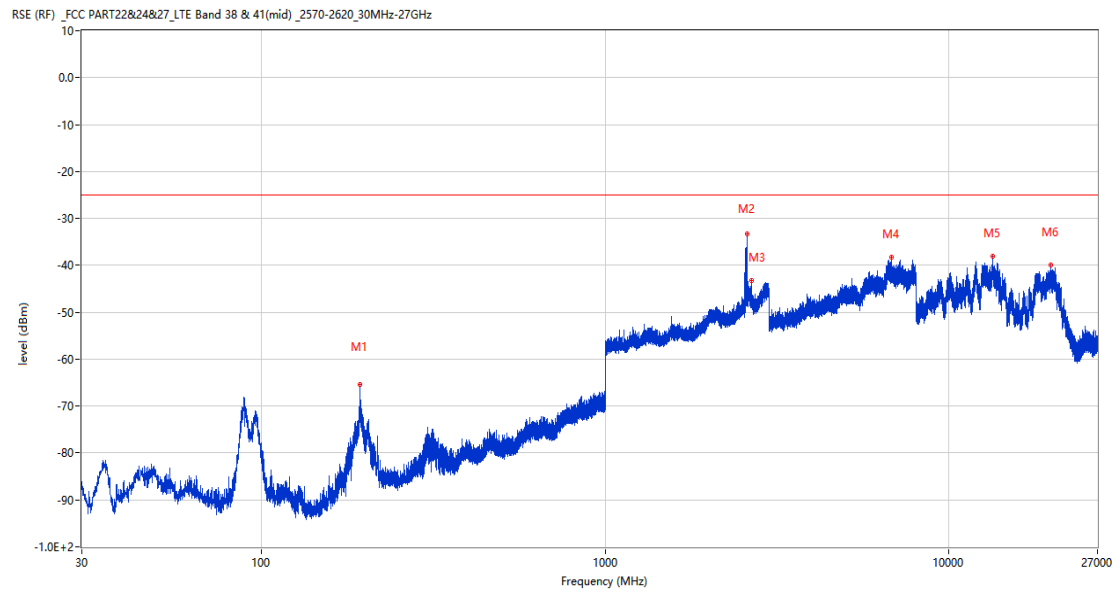
RSE-V&H CH39750 20M RB1 LOW CH39867 20M RB1 HIGH



Frequency (MHz)	Result (dBm)	Factor (dB)	PK Limit (dBm)	Over Limit (dB)	Table (o)	ANT	EUT	Verdict
88.879	-64.00	-20.13	-25.0	-39.00	132.00	Vertical	Horizontal	Pass
2497.900	-34.52	8.27	-25.0	-9.52	4.00	Vertical	Horizontal	N/A
2572.500	-44.68	8.47	-25.0	-19.68	99.00	Vertical	Horizontal	N/A
7196.500	-38.70	14.74	-25.0	-13.70	287.00	Vertical	Horizontal	Pass
13378.688	-37.81	16.81	-25.0	-12.81	130.00	Vertical	Horizontal	Pass
19759.051	-40.59	12.94	-25.0	-15.59	253.00	Vertical	Horizontal	Pass

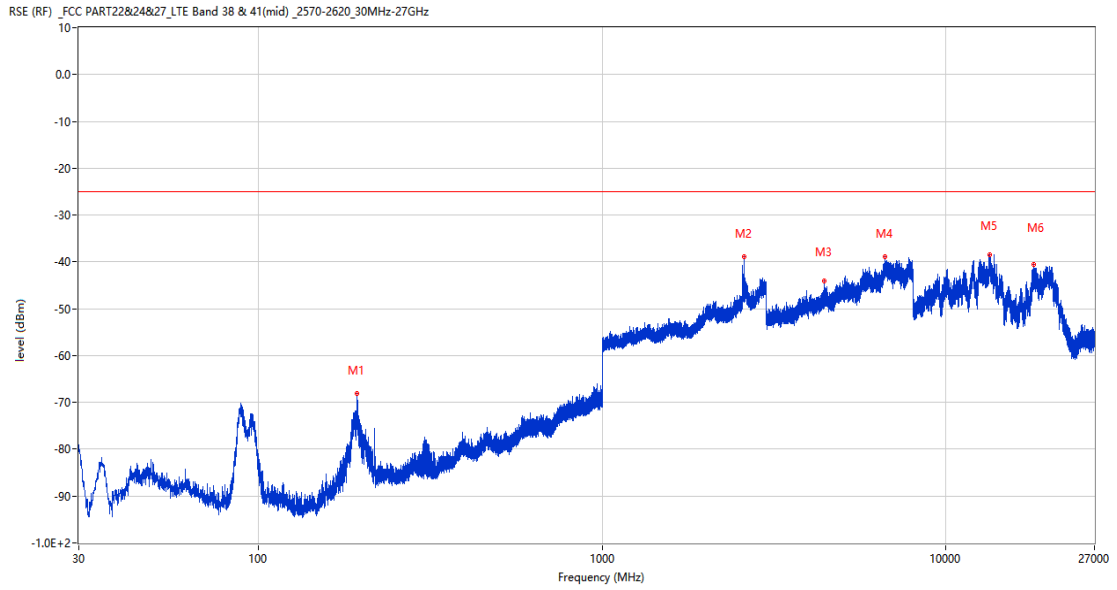
22.2 CA_41C 20MHz+5MHz, QPSK, Middle Channel

RSE-H&HCH40595 20M RB1 LOW CH40712 20M RB1 HIGH



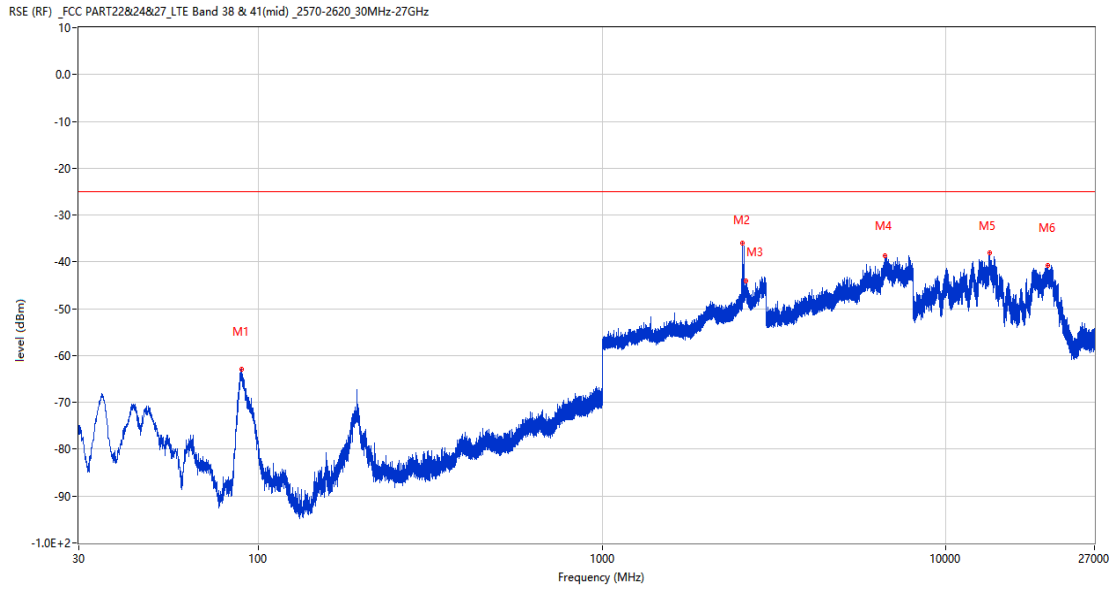
Frequency (MHz)	Result (dBm)	Factor (dB)	PK Limit (dBm)	Over Limit (dB)	Table (o)	ANT	EUT	Verdict
193.639	-65.44	-16.05	-25.0	-40.44	218.00	Horizontal	Horizontal	Pass
2582.300	-33.38	9.33	-25.0	-8.38	135.00	Horizontal	Horizontal	N/A
2661.700	-43.32	8.01	-25.0	-18.32	144.00	Horizontal	Horizontal	N/A
6809.000	-38.34	14.33	-25.0	-13.34	316.00	Horizontal	Horizontal	Pass
13390.238	-38.06	16.92	-25.0	-13.06	-2.00	Horizontal	Horizontal	Pass
19756.800	-39.99	12.94	-25.0	-14.99	224.00	Horizontal	Horizontal	Pass

RSE-H&VCH40595 20M RB1 LOW CH40712 20M RB1 HIGH



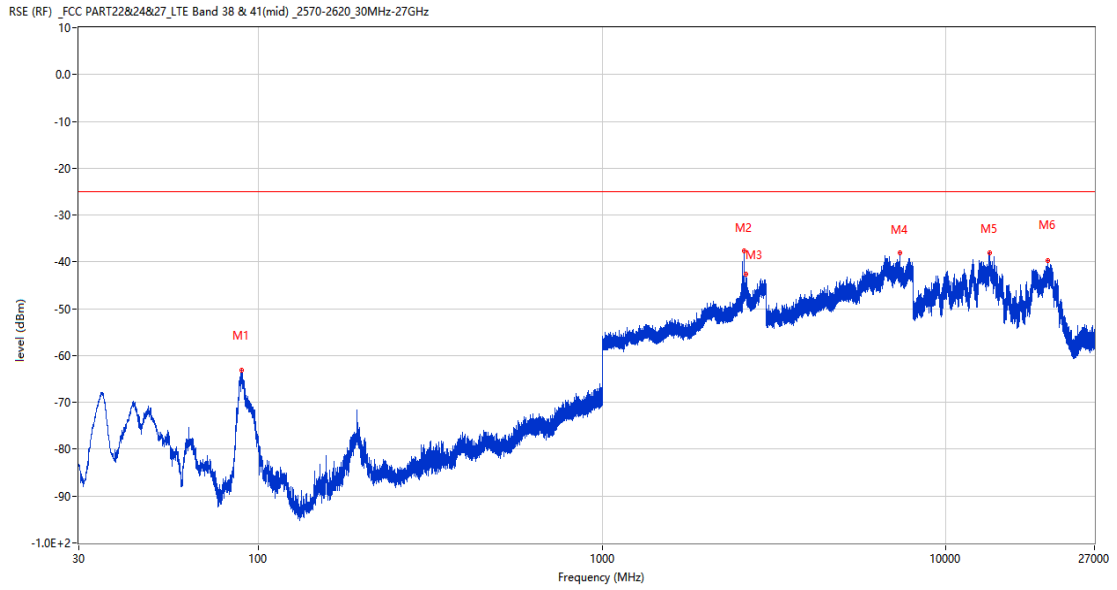
Frequency (MHz)	Result (dBm)	Factor (dB)	PK Limit (dBm)	Over Limit (dB)	Table (o)	ANT	EUT	Verdict
193.590	-68.13	-16.05	-25.0	-43.13	62.00	Horizontal	Vertical	Pass
2582.200	-38.97	9.33	-25.0	-13.97	92.00	Horizontal	Vertical	N/A
4426.750	-44.13	9.73	-25.0	-19.13	264.00	Horizontal	Vertical	Pass
6651.000	-38.92	15.07	-25.0	-13.92	-2.00	Horizontal	Vertical	Pass
13378.425	-38.51	16.81	-25.0	-13.51	342.00	Horizontal	Vertical	Pass
17948.551	-40.49	14.06	-25.0	-15.49	342.00	Horizontal	Vertical	Pass

RSE-V&VCH40595 20M RB1 LOW CH40712 20M RB1 HIGH



Frequency (MHz)	Result (dBm)	Factor (dB)	PK Limit (dBm)	Over Limit (dB)	Table (o)	ANT	EUT	Verdict
89.170	-62.96	-20.16	-25.0	-37.96	103.00	Vertical	Vertical	Pass
2560.900	-36.01	8.78	-25.0	-11.01	336.00	Vertical	Vertical	N/A
2613.500	-44.15	9.94	-25.0	-19.15	19.00	Vertical	Vertical	N/A
6637.750	-38.62	15.06	-25.0	-13.62	109.00	Vertical	Vertical	Pass
13392.862	-37.98	16.94	-25.0	-12.98	48.00	Vertical	Vertical	Pass
19777.950	-40.74	12.94	-25.0	-15.74	219.00	Vertical	Vertical	Pass

RSE-V&HCH40595 20M RB1 LOW CH40712 20M RB1 HIGH



Frequency (MHz)	Result (dBm)	Factor (dB)	PK Limit (dBm)	Over Limit (dB)	Table (o)	ANT	EUT	Verdict
89.509	-63.09	-20.17	-25.0	-38.09	55.00	Vertical	Horizontal	Pass
2582.300	-37.75	9.33	-25.0	-12.75	11.00	Vertical	Horizontal	N/A
2611.600	-42.68	9.91	-25.0	-17.68	1.00	Vertical	Horizontal	N/A
7343.250	-38.04	14.29	-25.0	-13.04	192.00	Vertical	Horizontal	Pass
13358.474	-38.09	16.62	-25.0	-13.09	39.00	Vertical	Horizontal	Pass
19743.750	-39.81	12.94	-25.0	-14.81	340.00	Vertical	Horizontal	Pass

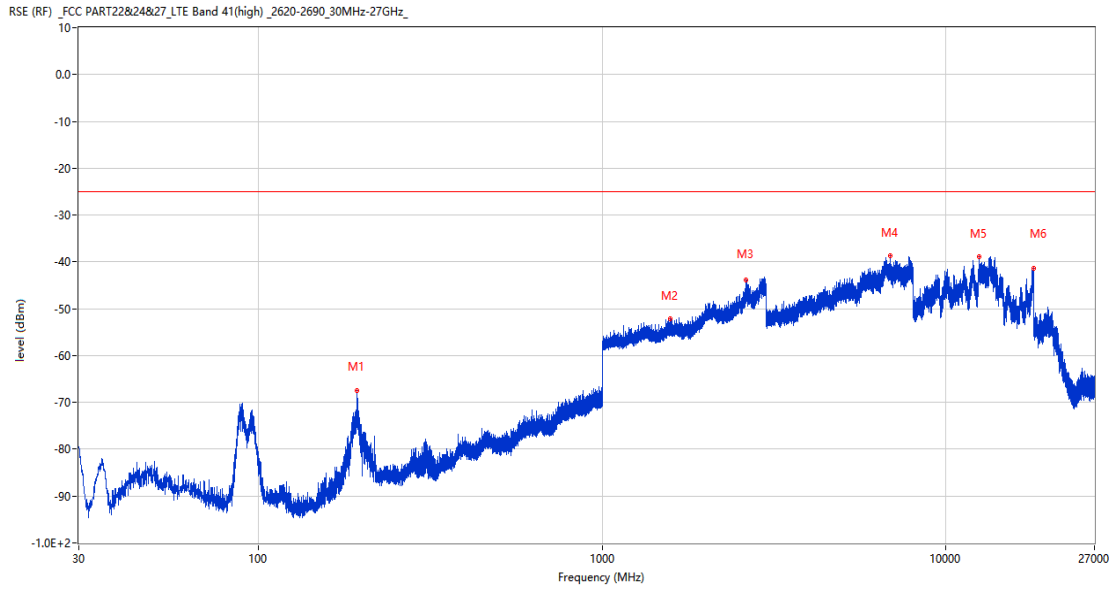
22.3 CA_41C 20MHz+5MHz, QPSK, High Channel

RSE-H&H CH41440 20M RB1 LOW CH41557 20M RB1 HIGH



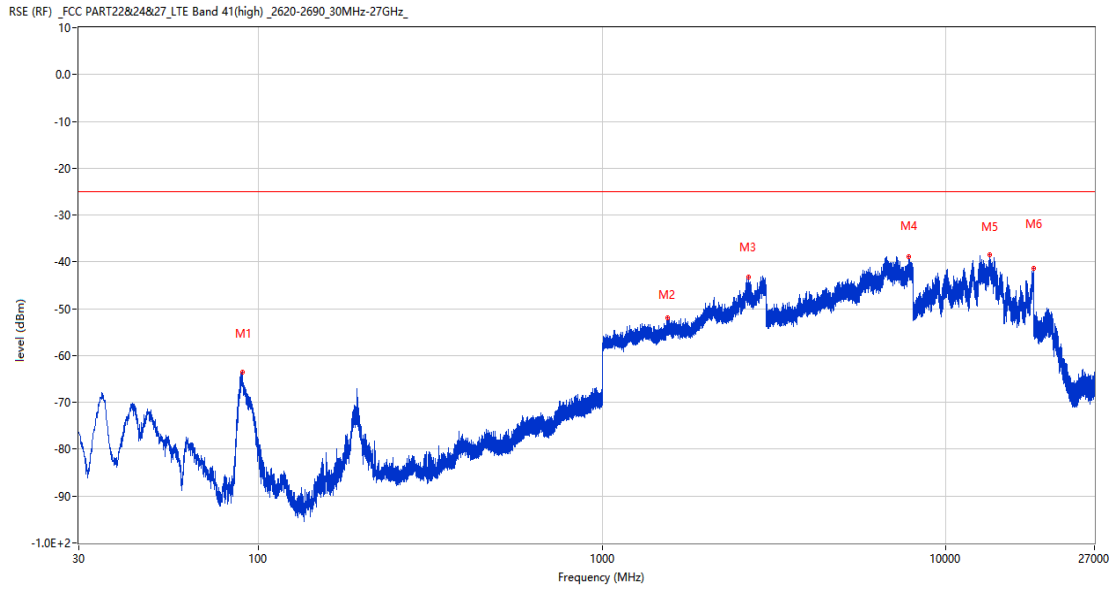
Frequency (MHz)	Result (dBm)	Factor (dB)	PK Limit (dBm)	Over Limit (dB)	Table (o)	ANT	EUT	Verdict
193.688	-67.72	-16.04	-25.0	-42.72	72.00	Horizontal	Horizontal	Pass
1345.700	-52.53	-0.33	-25.0	-27.53	333.00	Horizontal	Horizontal	Pass
2709.500	-42.38	7.46	-25.0	-17.38	151.00	Horizontal	Horizontal	N/A
5038.000	-43.21	10.71	-25.0	-18.21	258.00	Horizontal	Horizontal	Pass
7803.750	-38.93	15.93	-25.0	-13.93	335.00	Horizontal	Horizontal	Pass
13389.450	-38.09	16.91	-25.0	-13.09	0.00	Horizontal	Horizontal	Pass

RSE-H&V CH41440 20M RB1 LOW CH41557 20M RB1 HIGH



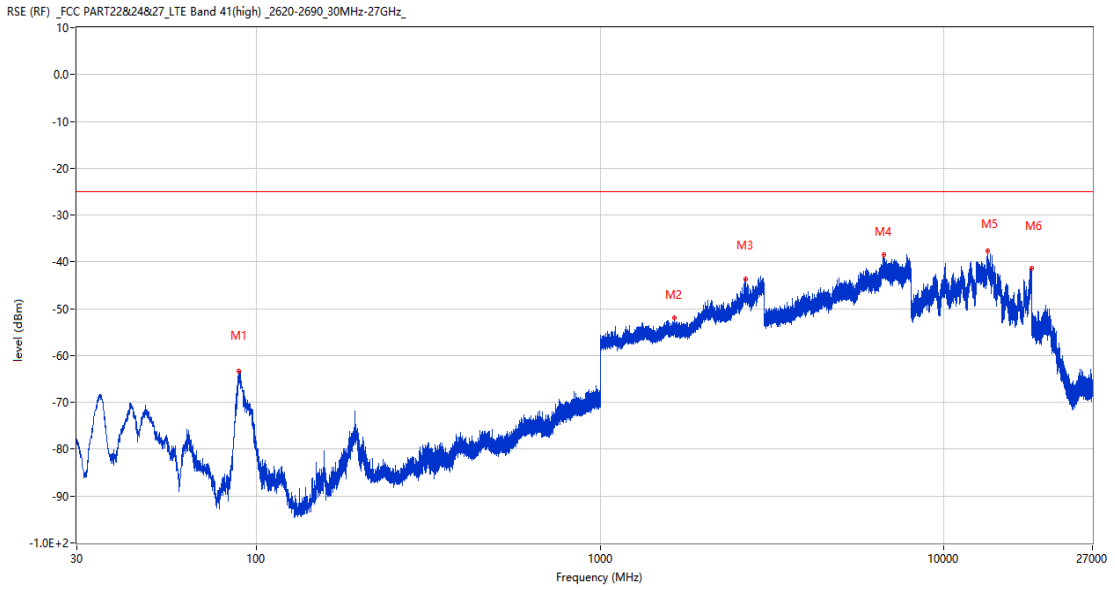
Frequency (MHz)	Result (dBm)	Factor (dB)	PK Limit (dBm)	Over Limit (dB)	Table (o)	ANT	EUT	Verdict
193.688	-67.39	-16.04	-25.0	-42.39	239.00	Horizontal	Vertical	Pass
1573.000	-52.16	0.53	-25.0	-27.16	237.00	Horizontal	Vertical	Pass
2616.500	-43.80	9.66	-25.0	-18.80	75.00	Horizontal	Vertical	N/A
6887.750	-38.76	14.12	-25.0	-13.76	360.00	Horizontal	Vertical	Pass
12491.125	-38.91	14.64	-25.0	-13.91	64.00	Horizontal	Vertical	Pass
17965.613	-41.32	13.70	-25.0	-16.32	362.00	Horizontal	Vertical	Pass

RSE-V&V CH41440 20M RB1 LOW CH41557 20M RB1 HIGH



Frequency (MHz)	Result (dBm)	Factor (dB)	PK Limit (dBm)	Over Limit (dB)	Table (o)	ANT	EUT	Verdict
89.655	-63.50	-20.16	-25.0	-38.50	91.00	Vertical	Vertical	Pass
1552.100	-51.94	0.44	-25.0	-26.94	116.00	Vertical	Vertical	Pass
2666.500	-43.32	9.54	-25.0	-18.32	206.00	Vertical	Vertical	N/A
7790.000	-38.95	15.62	-25.0	-13.95	215.00	Vertical	Vertical	Pass
13396.275	-38.57	16.97	-25.0	-13.57	23.00	Vertical	Vertical	Pass
17944.613	-41.42	13.96	-25.0	-16.42	362.00	Vertical	Vertical	Pass

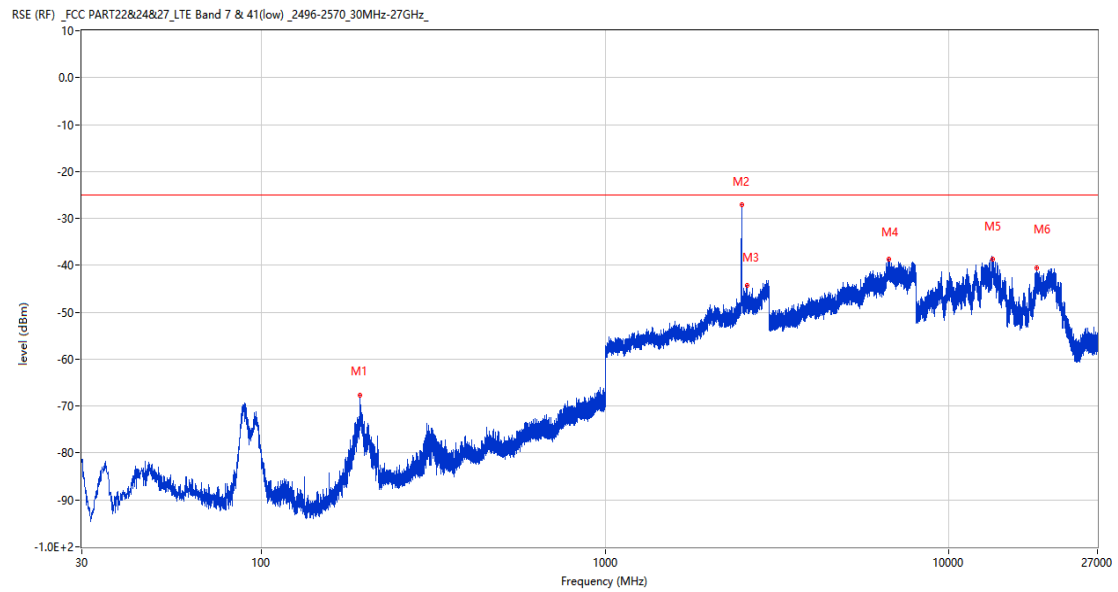
RSE-V&H CH41440 20M RB1 LOW CH41557 20M RB1 HIGH



Frequency (MHz)	Result (dBm)	Factor (dB)	PK Limit (dBm)	Over Limit (dB)	Table (o)	ANT	EUT	Verdict
88.976	-63.31	-20.14	-25.0	-38.31	81.00	Vertical	Horizontal	Pass
1641.100	-51.95	0.51	-25.0	-26.95	282.00	Vertical	Horizontal	Pass
2653.600	-43.63	9.70	-25.0	-18.63	282.00	Vertical	Horizontal	N/A
6666.000	-38.38	14.69	-25.0	-13.38	183.00	Vertical	Horizontal	Pass
13396.275	-37.62	16.97	-25.0	-12.62	179.00	Vertical	Horizontal	Pass
17940.412	-41.40	13.86	-25.0	-16.40	362.00	Vertical	Horizontal	Pass

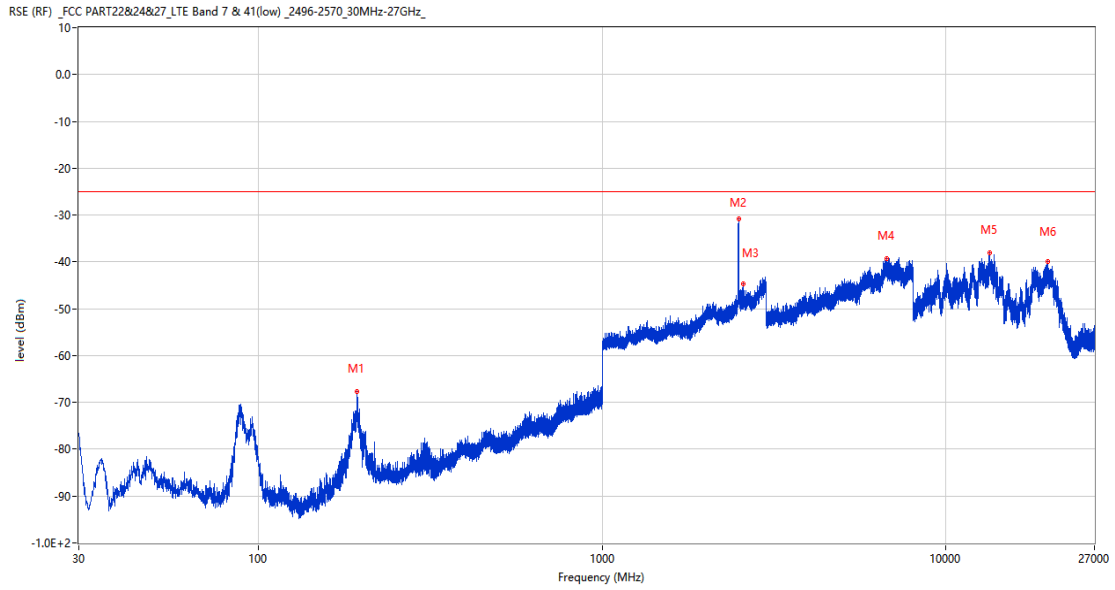
22.4 CA_41C 20MHz+20MHz, QPSK, Low Channel

RSE-H&HCH39750 20M RB1 LOW CH39948 20M RB1 HIGH



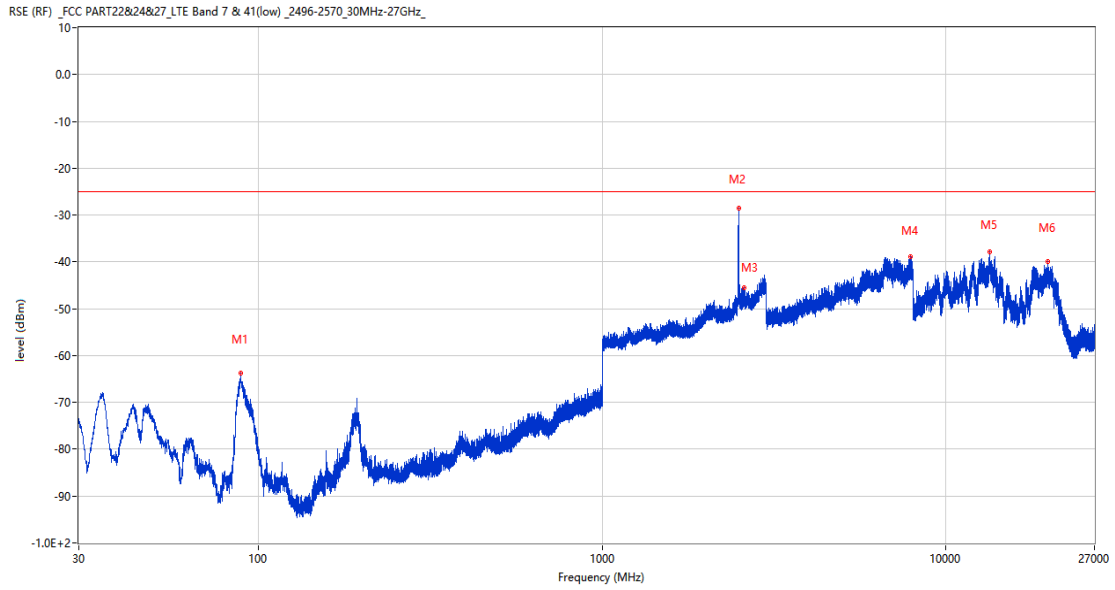
Frequency (MHz)	Result (dBm)	Factor (dB)	PK Limit (dBm)	Over Limit (dB)	Table (o)	ANT	EUT	Verdict
193.639	-67.59	-16.05	-25.0	-42.59	246.00	Horizontal	Horizontal	Pass
2488.700	-27.05	8.18	-25.0	-2.05	99.00	Horizontal	Horizontal	N/A
2579.500	-44.25	8.58	-25.0	-19.25	344.00	Horizontal	Horizontal	N/A
6696.250	-38.61	15.12	-25.0	-13.61	160.00	Horizontal	Horizontal	Pass
13406.513	-38.76	16.87	-25.0	-13.76	48.00	Horizontal	Horizontal	Pass
17948.025	-40.65	14.04	-25.0	-15.65	20.00	Horizontal	Horizontal	Pass

RSE-H&VCH39750 20M RB1 LOW CH39948 20M RB1 HIGH



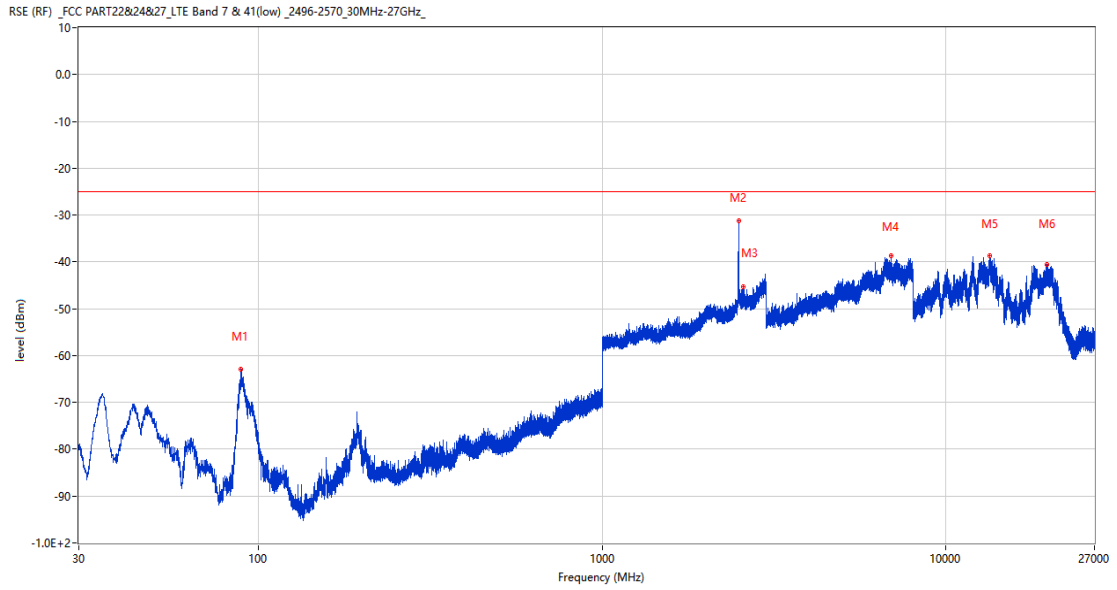
Frequency (MHz)	Result (dBm)	Factor (dB)	PK Limit (dBm)	Over Limit (dB)	Table (o)	ANT	EUT	Verdict
193.542	-67.72	-16.05	-25.0	-42.72	70.00	Horizontal	Vertical	Pass
2489.000	-30.80	8.18	-25.0	-5.80	144.00	Horizontal	Vertical	N/A
2574.300	-44.66	8.50	-25.0	-19.66	177.00	Horizontal	Vertical	N/A
6705.750	-39.22	15.47	-25.0	-14.22	51.00	Horizontal	Vertical	Pass
13358.474	-38.14	16.62	-25.0	-13.14	48.00	Horizontal	Vertical	Pass
19773.000	-39.95	12.94	-25.0	-14.95	340.00	Horizontal	Vertical	Pass

RSE-V&VCH39750 20M RB1 LOW CH39948 20M RB1 HIGH



Frequency (MHz)	Result (dBm)	Factor (dB)	PK Limit (dBm)	Over Limit (dB)	Table (o)	ANT	EUT	Verdict
88.927	-63.83	-20.14	-25.0	-38.83	82.00	Vertical	Vertical	Pass
2488.200	-28.63	8.17	-25.0	-3.63	336.00	Vertical	Vertical	N/A
2582.500	-45.53	8.29	-25.0	-20.53	295.00	Vertical	Vertical	N/A
7856.250	-38.83	14.41	-25.0	-13.83	184.00	Vertical	Vertical	Pass
13406.513	-37.95	16.87	-25.0	-12.95	0.00	Vertical	Vertical	Pass
19778.849	-39.93	12.94	-25.0	-14.93	272.00	Vertical	Vertical	Pass

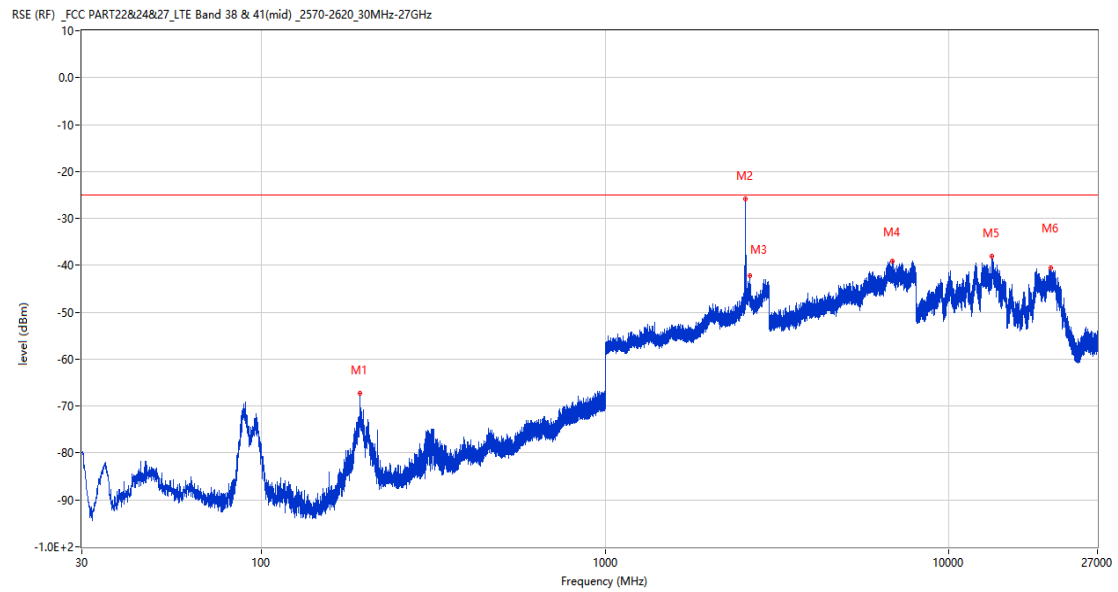
RSE-V&HCH39750 20M RB1 LOW CH39948 20M RB1 HIGH



Frequency (MHz)	Result (dBm)	Factor (dB)	PK Limit (dBm)	Over Limit (dB)	Table (o)	ANT	EUT	Verdict
88.879	-62.99	-20.13	-25.0	-37.99	84.00	Vertical	Horizontal	Pass
2489.700	-31.29	8.19	-25.0	-6.29	362.00	Vertical	Horizontal	N/A
2569.000	-45.32	8.41	-25.0	-20.32	220.00	Vertical	Horizontal	N/A
6899.000	-38.72	13.99	-25.0	-13.72	23.00	Vertical	Horizontal	Pass
13426.725	-38.65	16.42	-25.0	-13.65	214.00	Vertical	Horizontal	Pass
19688.849	-40.57	12.94	-25.0	-15.57	361.00	Vertical	Horizontal	Pass

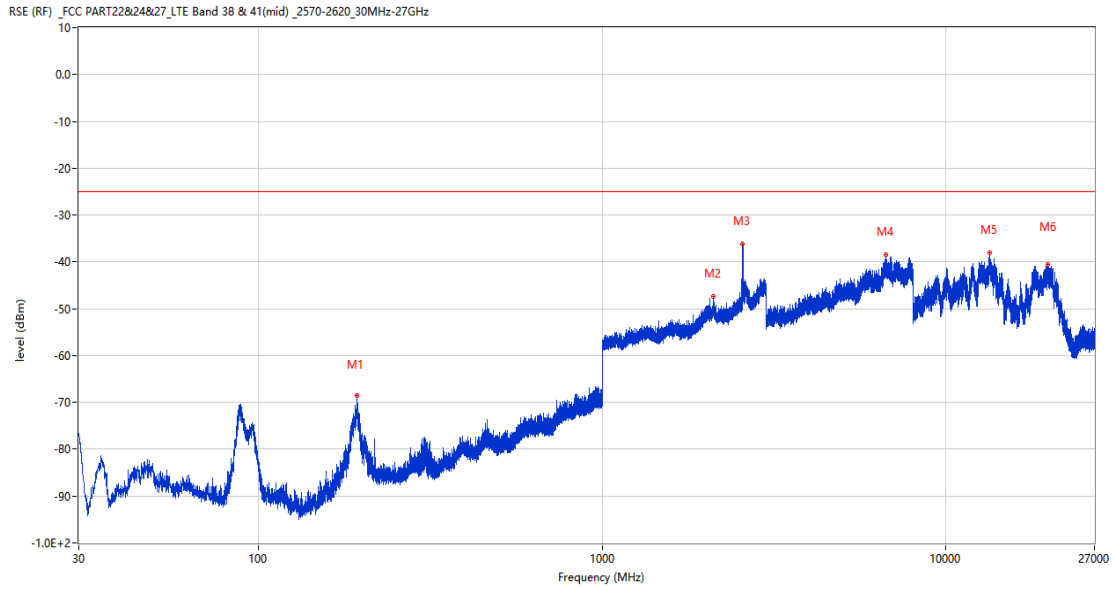
22.5 CA_41C 20MHz+20MHz, QPSK, Middle Channel

RSE-H&H CH40521 20M RB1 LOW CH40719 20M RB1 HIGH



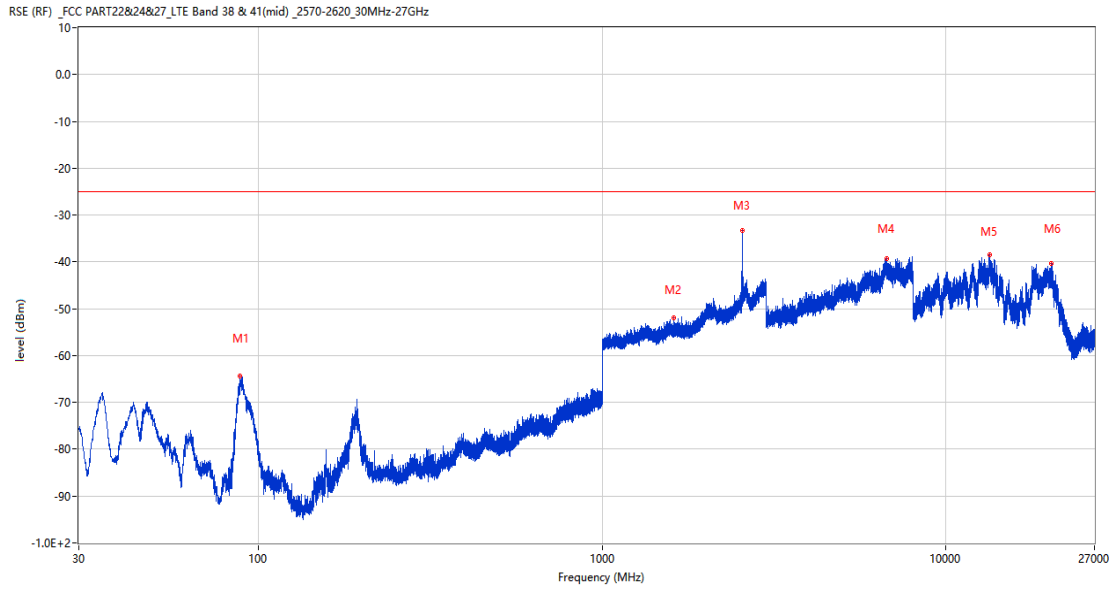
Frequency (MHz)	Result (dBm)	Factor (dB)	PK Limit (dBm)	Over Limit (dB)	Table (o)	ANT	EUT	Verdict
193.494	-67.26	-16.06	-25.0	-42.26	238.00	Horizontal	Horizontal	Pass
2561.600	-25.88	8.84	-25.0	-0.88	146.00	Horizontal	Horizontal	N/A
2624.800	-42.27	10.10	-25.0	-17.27	146.00	Horizontal	Horizontal	N/A
6829.500	-39.12	14.20	-25.0	-14.12	-2.00	Horizontal	Horizontal	Pass
13345.087	-38.03	16.35	-25.0	-13.03	184.00	Horizontal	Horizontal	Pass
19773.000	-40.65	12.94	-25.0	-15.65	-3.00	Horizontal	Horizontal	Pass

RSE-H&V CH40521 20M RB1 LOW CH40719 20M RB1 HIGH



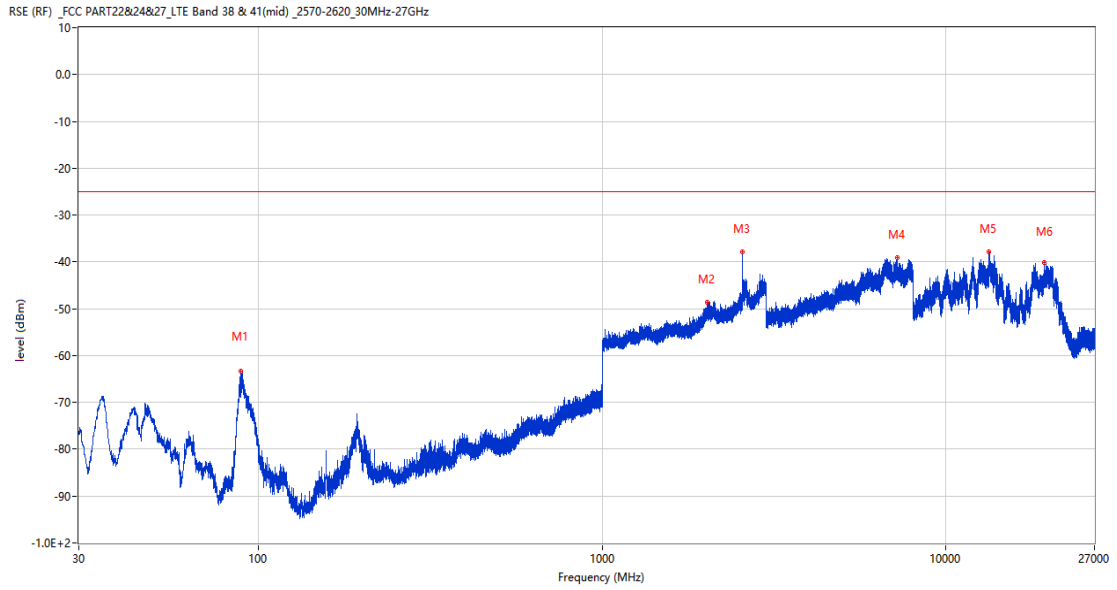
Frequency (MHz)	Result (dBm)	Factor (dB)	PK Limit (dBm)	Over Limit (dB)	Table (o)	ANT	EUT	Verdict
193.736	-68.55	-16.04	-25.0	-43.55	213.00	Horizontal	Vertical	Pass
2101.700	-47.32	4.72	-25.0	-22.32	290.00	Horizontal	Vertical	Pass
2557.100	-36.21	7.53	-25.0	-11.21	147.00	Horizontal	Vertical	N/A
6695.500	-38.50	15.17	-25.0	-13.50	240.00	Horizontal	Vertical	Pass
13401.000	-38.15	16.99	-25.0	-13.15	160.00	Horizontal	Vertical	Pass
19765.801	-40.55	12.94	-25.0	-15.55	127.00	Horizontal	Vertical	Pass

RSE-V&V CH40521 20M RB1 LOW CH40719 20M RB1 HIGH



Frequency (MHz)	Result (dBm)	Factor (dB)	PK Limit (dBm)	Over Limit (dB)	Table (o)	ANT	EUT	Verdict
88.054	-64.47	-20.09	-25.0	-39.47	92.00	Vertical	Vertical	Pass
1617.300	-51.94	0.11	-25.0	-26.94	109.00	Vertical	Vertical	Pass
2556.900	-33.37	7.39	-25.0	-8.37	195.00	Vertical	Vertical	N/A
6699.500	-39.39	15.35	-25.0	-14.39	360.00	Vertical	Vertical	Pass
13377.637	-38.46	16.80	-25.0	-13.46	212.00	Vertical	Vertical	Pass
20188.350	-40.30	12.96	-25.0	-15.30	181.00	Vertical	Vertical	Pass

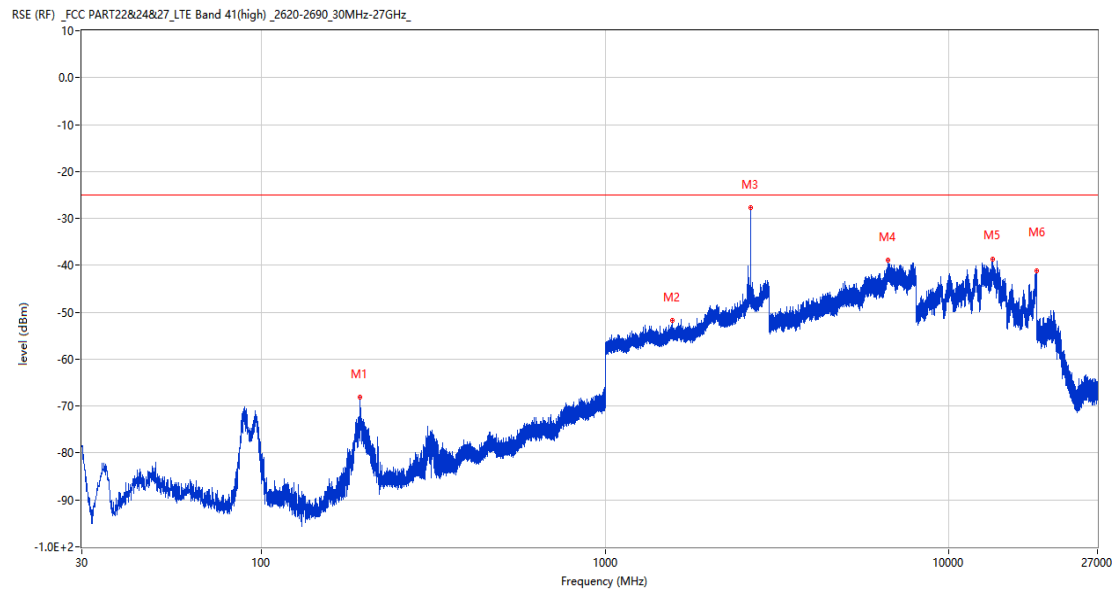
RSE-V&H CH40521 20M RB1 LOW CH40719 20M RB1 HIGH



Frequency (MHz)	Result (dBm)	Factor (dB)	PK Limit (dBm)	Over Limit (dB)	Table (o)	ANT	EUT	Verdict
88.927	-63.40	-20.14	-25.0	-38.40	64.00	Vertical	Horizontal	Pass
2021.400	-48.57	4.29	-25.0	-23.57	52.00	Vertical	Horizontal	Pass
2557.200	-37.82	7.60	-25.0	-12.82	19.00	Vertical	Horizontal	N/A
7201.500	-39.10	14.65	-25.0	-14.10	0.00	Vertical	Horizontal	Pass
13339.837	-37.76	16.14	-25.0	-12.76	87.00	Vertical	Horizontal	Pass
19323.900	-40.09	12.92	-25.0	-15.09	264.00	Vertical	Horizontal	Pass

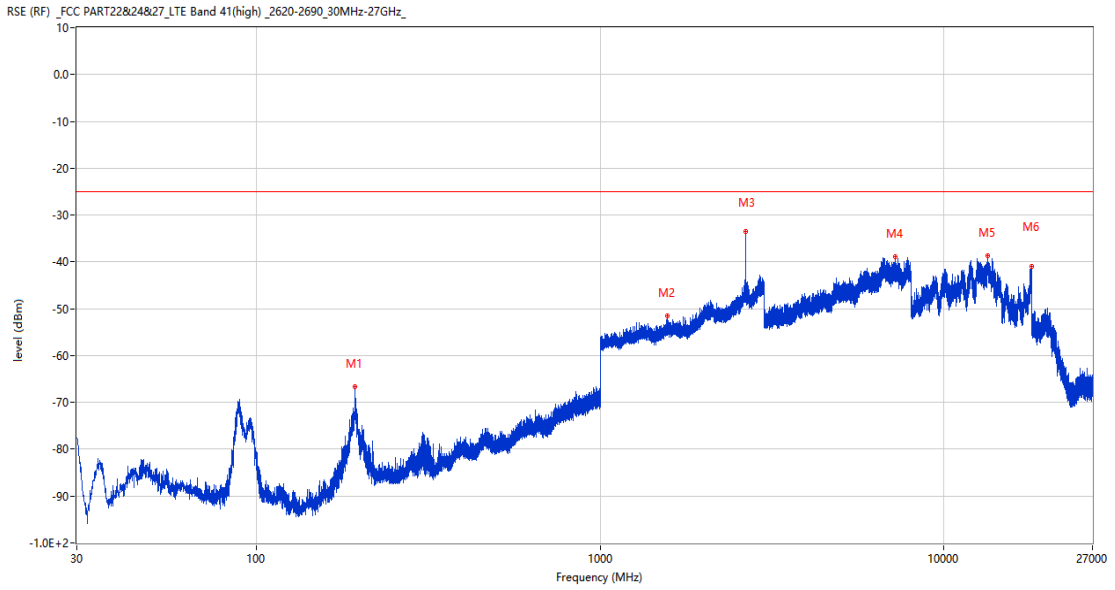
22.6 CA_41C 20MHz+20MHz, QPSK, High Channel

RSE-H&H CH41292 20M RB1 LOW CH41490 20M RB1 HIGH



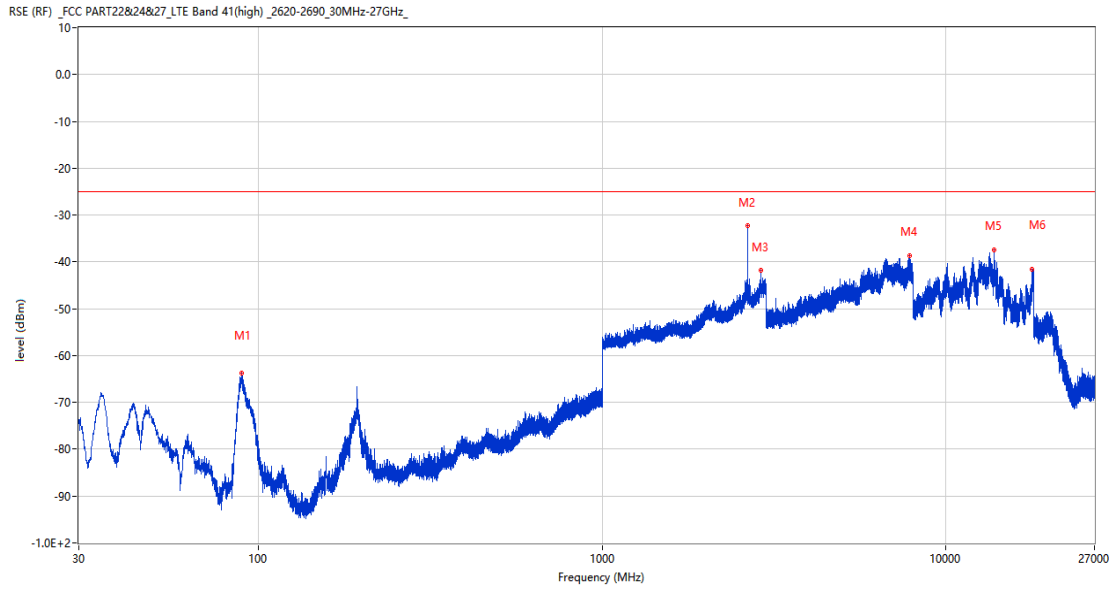
Frequency (MHz)	Result (dBm)	Factor (dB)	PK Limit (dBm)	Over Limit (dB)	Table (o)	ANT	EUT	Verdict
193.639	-68.05	-16.05	-25.0	-43.05	251.00	Horizontal	Horizontal	Pass
1566.000	-51.73	0.42	-25.0	-26.73	157.00	Horizontal	Horizontal	Pass
2652.000	-27.73	9.73	-25.0	-2.73	136.00	Horizontal	Horizontal	N/A
6653.250	-38.98	15.01	-25.0	-13.98	40.00	Horizontal	Horizontal	Pass
13360.575	-38.74	16.64	-25.0	-13.74	0.00	Horizontal	Horizontal	Pass
17934.113	-41.18	13.71	-25.0	-16.18	0.00	Horizontal	Horizontal	Pass

RSE-H&V CH41292 20M RB1 LOW CH41490 20M RB1 HIGH



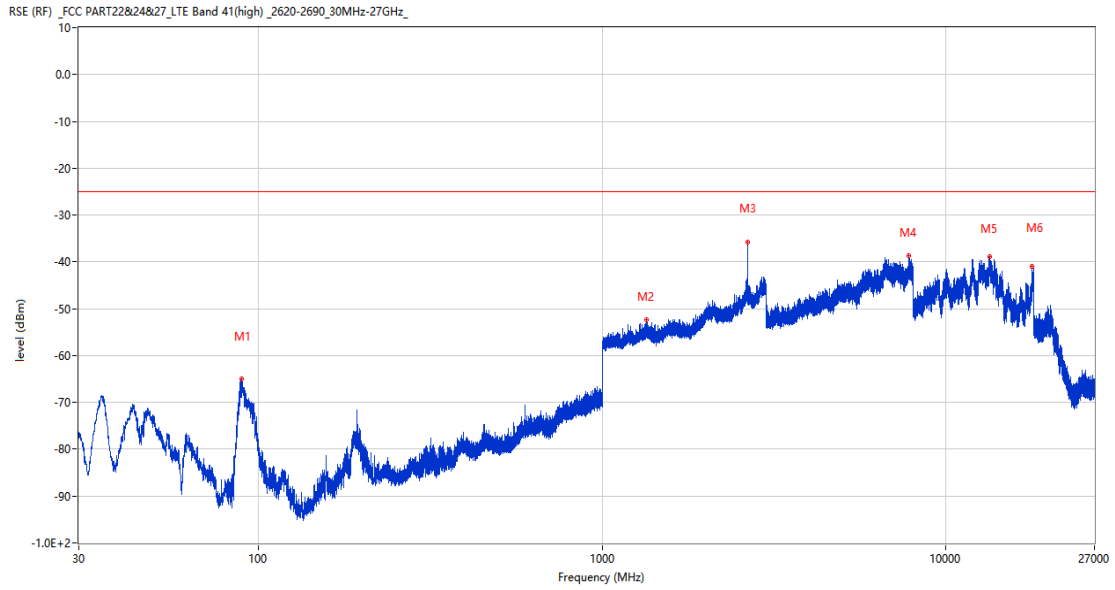
Frequency (MHz)	Result (dBm)	Factor (dB)	PK Limit (dBm)	Over Limit (dB)	Table (o)	ANT	EUT	Verdict
193.542	-66.62	-16.05	-25.0	-41.62	91.00	Horizontal	Vertical	Pass
1567.900	-51.63	0.44	-25.0	-26.63	39.00	Horizontal	Vertical	Pass
2652.100	-33.41	9.72	-25.0	-8.41	112.00	Horizontal	Vertical	N/A
7221.500	-38.92	13.88	-25.0	-13.92	179.00	Horizontal	Vertical	Pass
13391.287	-38.78	16.93	-25.0	-13.78	363.00	Horizontal	Vertical	Pass
17943.824	-40.88	13.94	-25.0	-15.88	363.00	Horizontal	Vertical	Pass

RSE-V&V CH41292 20M RB1 LOW CH41490 20M RB1 HIGH



Frequency (MHz)	Result (dBm)	Factor (dB)	PK Limit (dBm)	Over Limit (dB)	Table (o)	ANT	EUT	Verdict
89.461	-63.74	-20.17	-25.0	-38.74	121.00	Vertical	Vertical	Pass
2652.100	-32.31	9.72	-25.0	-7.31	185.00	Vertical	Vertical	N/A
2893.500	-41.74	11.89	-25.0	-16.74	337.00	Vertical	Vertical	Pass
7814.500	-38.65	16.32	-25.0	-13.65	112.00	Vertical	Vertical	Pass
13805.513	-37.40	16.88	-25.0	-12.40	360.00	Vertical	Vertical	Pass
17801.026	-41.63	13.17	-25.0	-16.63	244.00	Vertical	Vertical	Pass

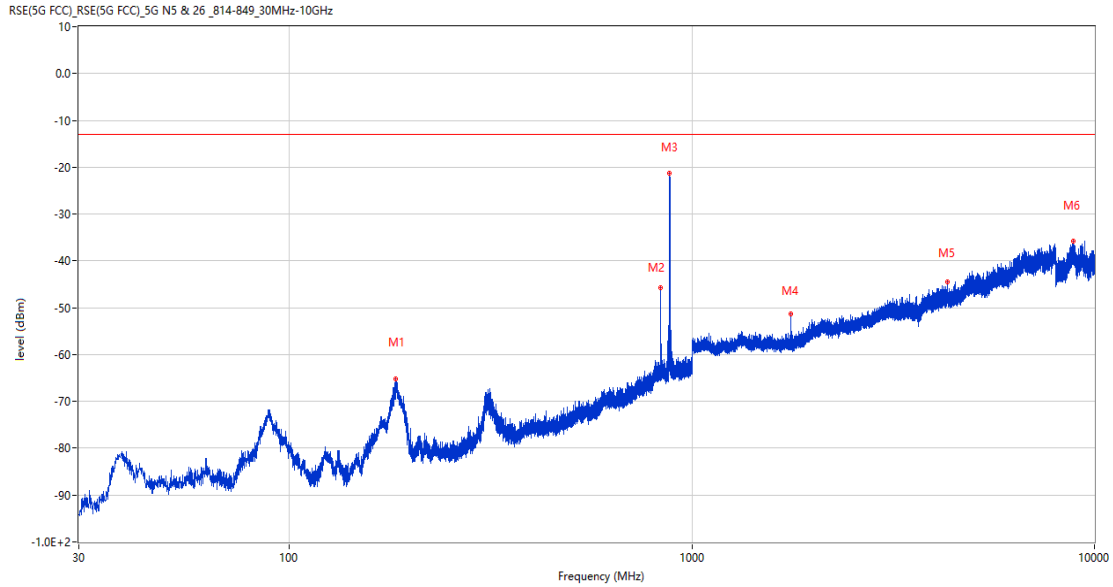
RSE-V&H CH41292 20M RB1 LOW CH41490 20M RB1 HIGH



Frequency (MHz)	Result (dBm)	Factor (dB)	PK Limit (dBm)	Over Limit (dB)	Table (o)	ANT	EUT	Verdict
89.509	-65.05	-20.17	-25.0	-40.05	92.00	Vertical	Horizontal	Pass
1343.200	-52.40	-0.34	-25.0	-27.40	193.00	Vertical	Horizontal	Pass
2652.000	-35.84	9.73	-25.0	-10.84	26.00	Vertical	Horizontal	N/A
7804.250	-38.75	16.00	-25.0	-13.75	315.00	Vertical	Horizontal	Pass
13375.537	-38.98	16.78	-25.0	-13.98	83.00	Vertical	Horizontal	Pass
17800.499	-41.03	13.19	-25.0	-16.03	115.00	Vertical	Horizontal	Pass

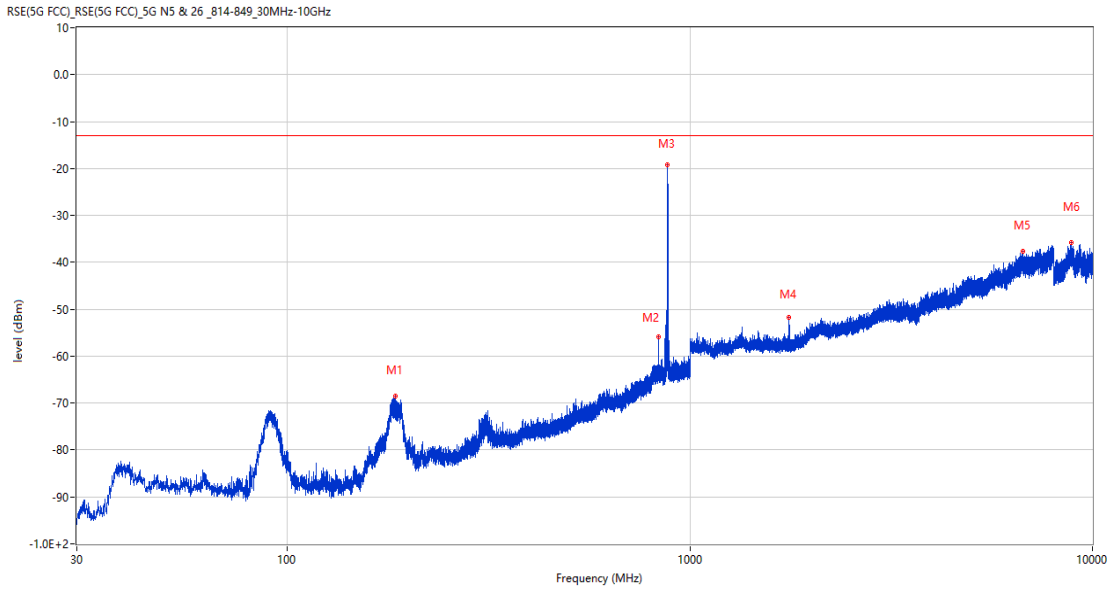
NR
 23 n5
 23.1 n5 BW5, QPSK, Middle Channel

RSE-H&H n5 BW5 CH176300



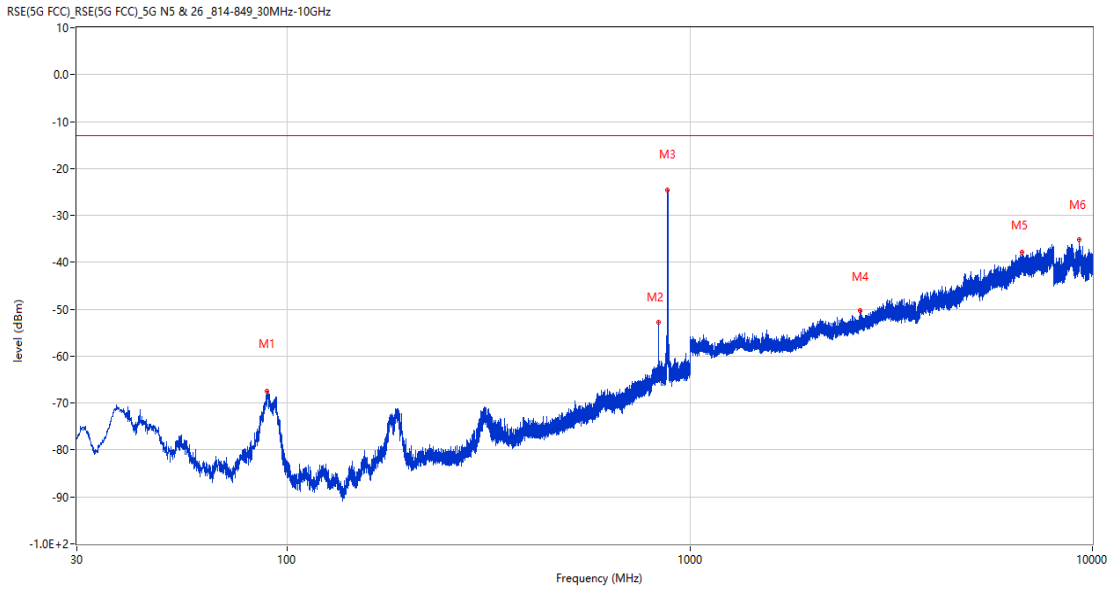
Frequency (MHz)	Result (dBm)	Factor (dB)	PK Limit (dBm)	Over Limit (dB)	Table (o)	ANT	EUT	Verdict
183.890	-65.25	-15.32	-13.0	-52.25	236.00	Horizontal	Horizontal	Pass
836.361	-45.72	7.12	-13.0	-32.72	130.00	Horizontal	Horizontal	N/A
880.351	-21.25	6.67	-13.0	-8.25	236.00	Horizontal	Horizontal	N/A
1761.700	-51.36	-3.69	-13.0	-38.36	340.00	Horizontal	Horizontal	Pass
4306.000	-44.55	10.66	-13.0	-31.55	41.00	Horizontal	Horizontal	Pass
8861.500	-35.78	20.22	-13.0	-22.78	83.00	Horizontal	Horizontal	Pass

RSE-H&V n5 BW5 CH176300



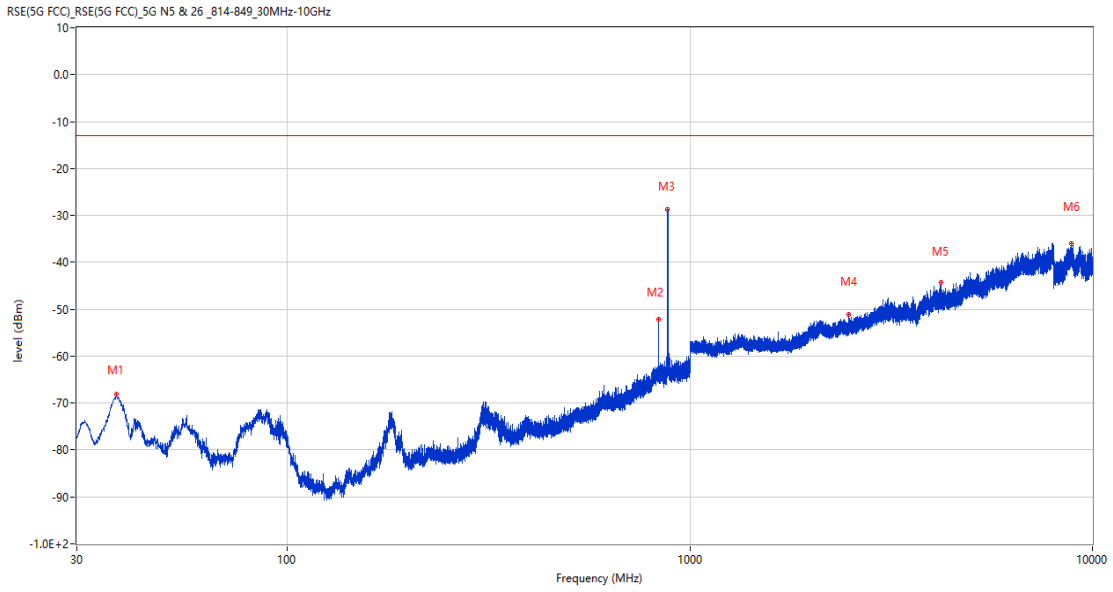
Frequency (MHz)	Result (dBm)	Factor (dB)	PK Limit (dBm)	Over Limit (dB)	Table (o)	ANT	EUT	Verdict
185.200	-68.61	-15.19	-13.0	-55.61	198.00	Horizontal	Vertical	Pass
836.409	-55.82	7.13	-13.0	-42.82	49.00	Horizontal	Vertical	N/A
880.254	-19.24	6.65	-13.0	-6.24	56.00	Horizontal	Vertical	N/A
1761.800	-51.74	-3.70	-13.0	-38.74	304.00	Horizontal	Vertical	Pass
6702.500	-37.74	16.82	-13.0	-24.74	362.00	Horizontal	Vertical	Pass
8850.201	-35.83	20.36	-13.0	-22.83	17.00	Horizontal	Vertical	Pass

RSE-V&V n5 BW5 CH176300



Frequency (MHz)	Result (dBm)	Factor (dB)	PK Limit (dBm)	Over Limit (dB)	Table (o)	ANT	EUT	Verdict
89.170	-67.39	-17.60	-13.0	-54.39	34.00	Vertical	Vertical	Pass
835.973	-52.85	7.12	-13.0	-39.85	154.00	Vertical	Vertical	N/A
879.865	-24.57	6.58	-13.0	-11.57	315.00	Vertical	Vertical	N/A
2649.900	-50.37	2.18	-13.0	-37.37	164.00	Vertical	Vertical	Pass
6671.750	-37.90	16.65	-13.0	-24.90	346.00	Vertical	Vertical	Pass
9265.000	-35.18	18.87	-13.0	-22.18	-3.00	Vertical	Vertical	Pass

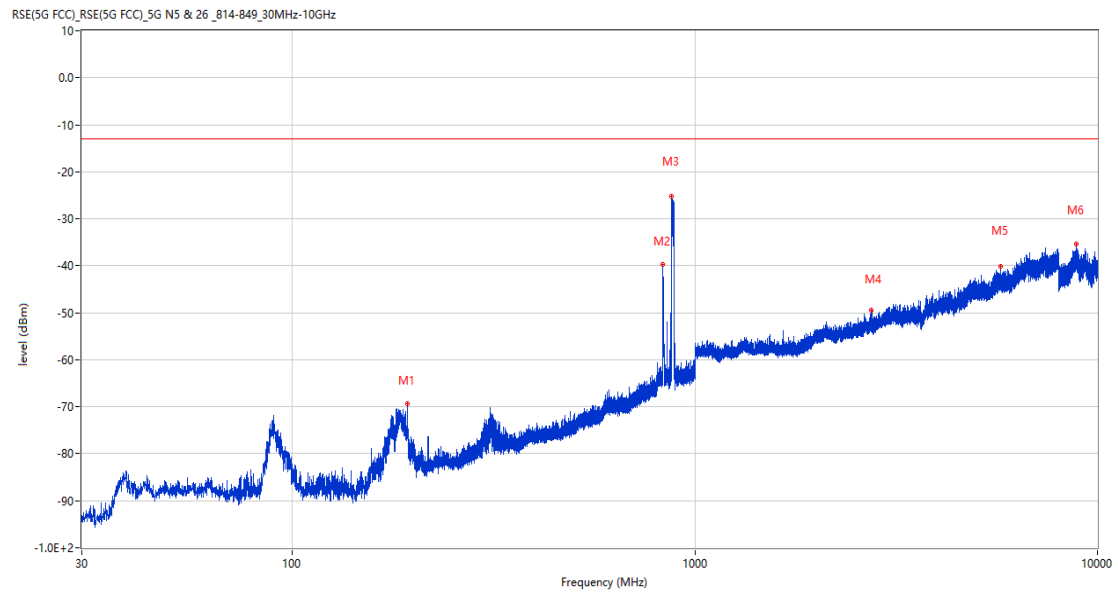
RSE-V&H n5 BW5 CH176300



Frequency (MHz)	Result (dBm)	Factor (dB)	PK Limit (dBm)	Over Limit (dB)	Table (o)	ANT	EUT	Verdict
37.566	-68.02	-19.90	-13.0	-55.02	180.00	Vertical	Horizontal	Pass
836.022	-52.13	7.12	-13.0	-39.13	34.00	Vertical	Horizontal	N/A
879.769	-28.83	6.57	-13.0	-15.83	320.00	Vertical	Horizontal	N/A
2481.400	-51.19	1.17	-13.0	-38.19	286.00	Vertical	Horizontal	Pass
4213.000	-44.36	10.71	-13.0	-31.36	10.00	Vertical	Horizontal	Pass
8866.900	-35.93	20.15	-13.0	-22.93	304.00	Vertical	Horizontal	Pass

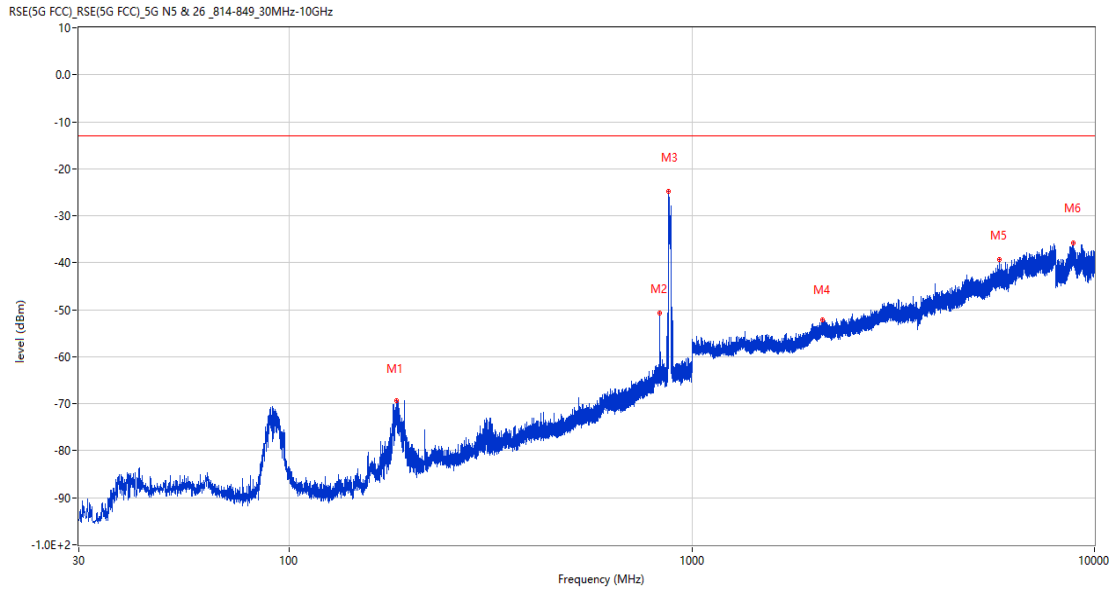
23.2 n5 BW15, QPSK, Middle Channel

RSE-H&H n5 BW15 CH176300



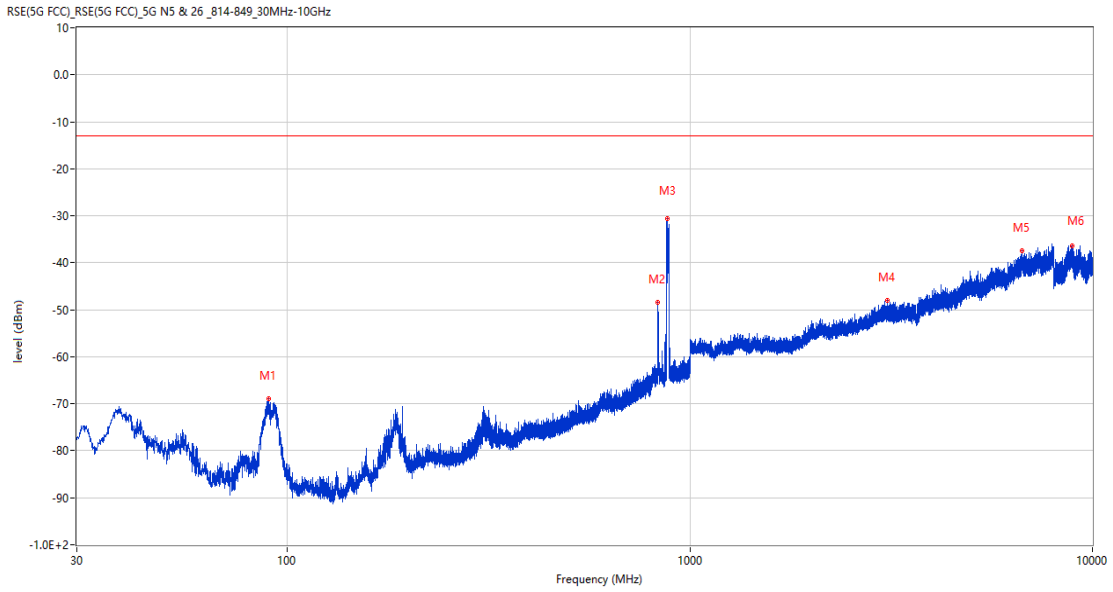
Frequency (MHz)	Result (dBm)	Factor (dB)	PK Limit (dBm)	Over Limit (dB)	Table (o)	ANT	EUT	Verdict
193.348	-69.42	-14.08	-13.0	-56.42	235.00	Horizontal	Horizontal	Pass
833.694	-39.74	7.08	-13.0	-26.74	141.00	Horizontal	Horizontal	N/A
874.870	-25.23	6.43	-13.0	-12.23	85.00	Horizontal	Horizontal	N/A
2749.400	-49.37	2.94	-13.0	-36.37	310.00	Horizontal	Horizontal	Pass
5749.500	-40.06	14.13	-13.0	-27.06	361.00	Horizontal	Horizontal	Pass
8841.900	-35.40	20.23	-13.0	-22.40	126.00	Horizontal	Horizontal	Pass

RSE-H&V n5 BW15 CH176300



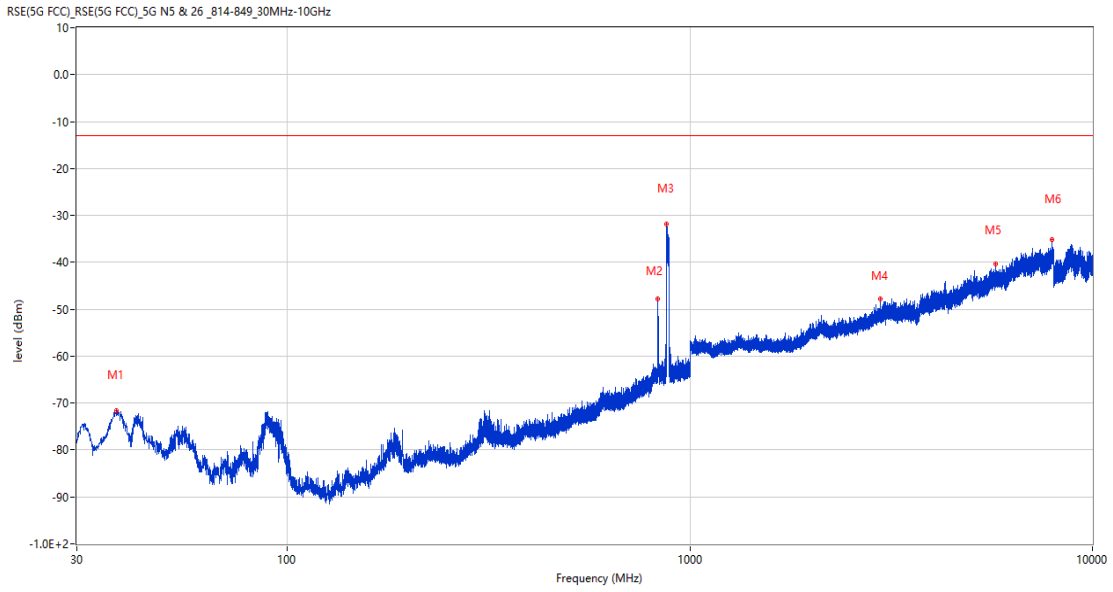
Frequency (MHz)	Result (dBm)	Factor (dB)	PK Limit (dBm)	Over Limit (dB)	Table (o)	ANT	EUT	Verdict
184.764	-69.32	-15.31	-13.0	-56.32	187.00	Horizontal	Vertical	Pass
833.694	-50.62	7.08	-13.0	-37.62	50.00	Horizontal	Vertical	N/A
876.131	-24.88	6.47	-13.0	-11.88	238.00	Horizontal	Vertical	N/A
2109.900	-52.07	0.31	-13.0	-39.07	249.00	Horizontal	Vertical	Pass
5792.500	-39.31	14.17	-13.0	-26.31	137.00	Horizontal	Vertical	Pass
8855.500	-35.88	20.29	-13.0	-22.88	281.00	Horizontal	Vertical	Pass

RSE-V&V n5 BW15 CH176300



Frequency (MHz)	Result (dBm)	Factor (dB)	PK Limit (dBm)	Over Limit (dB)	Table (o)	ANT	EUT	Verdict
89.752	-69.03	-17.53	-13.0	-56.03	18.00	Vertical	Vertical	Pass
833.596	-48.51	7.07	-13.0	-35.51	271.00	Vertical	Vertical	N/A
877.489	-30.55	6.47	-13.0	-17.55	314.00	Vertical	Vertical	N/A
3091.250	-48.01	6.85	-13.0	-35.01	138.00	Vertical	Vertical	Pass
6684.000	-37.45	16.99	-13.0	-24.45	138.00	Vertical	Vertical	Pass
8894.800	-36.50	19.81	-13.0	-23.50	212.00	Vertical	Vertical	Pass

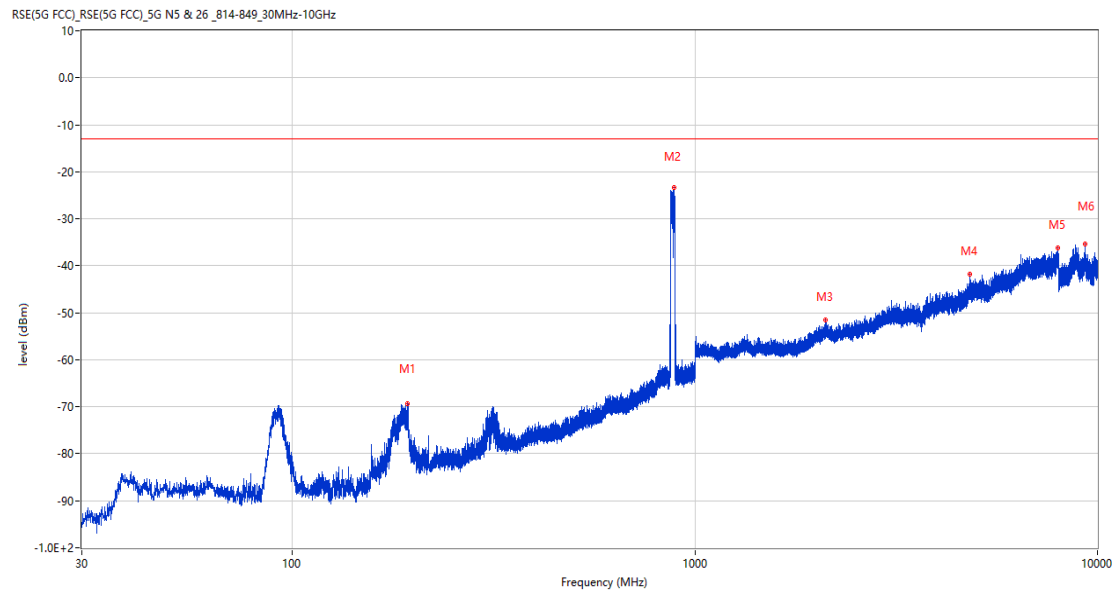
RSE-V&H n5 BW15 CH176300



Frequency (MHz)	Result (dBm)	Factor (dB)	PK Limit (dBm)	Over Limit (dB)	Table (o)	ANT	EUT	Verdict
37.614	-71.62	-19.89	-13.0	-58.62	43.00	Vertical	Horizontal	Pass
833.548	-47.71	7.07	-13.0	-34.71	191.00	Vertical	Horizontal	N/A
875.161	-31.84	6.44	-13.0	-18.84	5.00	Vertical	Horizontal	N/A
2968.800	-47.81	4.62	-13.0	-34.81	255.00	Vertical	Horizontal	Pass
5753.750	-40.35	14.32	-13.0	-27.35	363.00	Vertical	Horizontal	Pass
7941.750	-35.24	18.94	-13.0	-22.24	363.00	Vertical	Horizontal	Pass

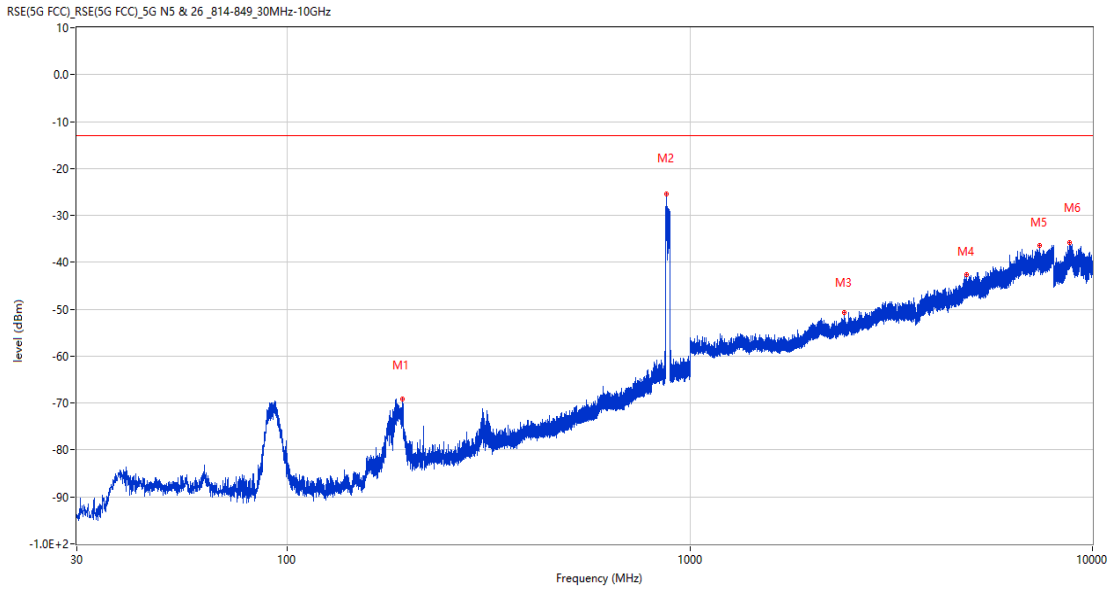
23.3 n5 BW20, QPSK, Middle Channel

RSE-H&H n5 BW20 CH531000



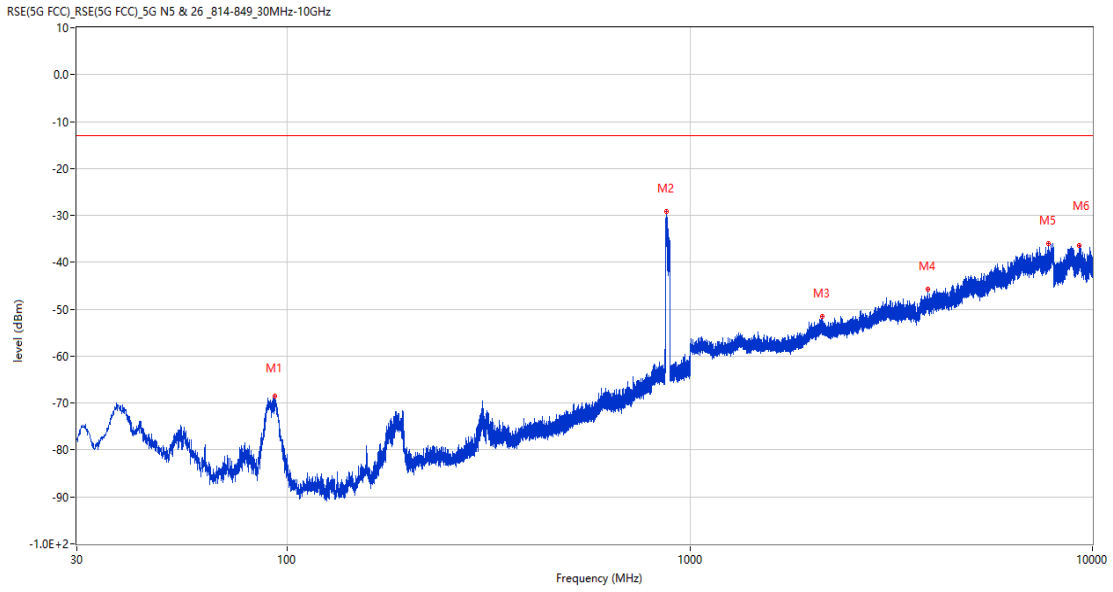
Frequency (MHz)	Result (dBm)	Factor (dB)	PK Limit (dBm)	Over Limit (dB)	Table (o)	ANT	EUT	Verdict
193.639	-69.40	-14.03	-13.0	-56.40	220.00	Horizontal	Horizontal	Pass
888.159	-23.29	7.19	-13.0	-10.29	259.00	Horizontal	Horizontal	N/A
2108.200	-51.56	0.32	-13.0	-38.56	260.00	Horizontal	Horizontal	Pass
4812.250	-41.77	12.96	-13.0	-28.77	9.00	Horizontal	Horizontal	Pass
7964.750	-36.12	18.07	-13.0	-23.12	263.00	Horizontal	Horizontal	Pass
9327.500	-35.46	19.43	-13.0	-22.46	346.00	Horizontal	Horizontal	Pass

RSE-H&V n5 BW20 CH176300



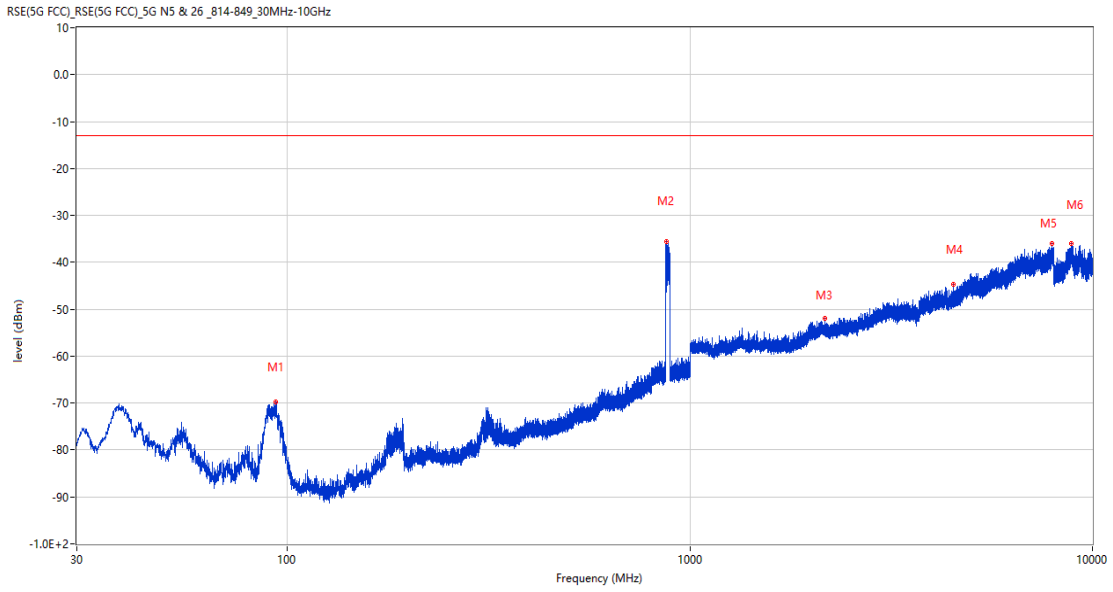
Frequency (MHz)	Result (dBm)	Factor (dB)	PK Limit (dBm)	Over Limit (dB)	Table (o)	ANT	EUT	Verdict
193.590	-69.24	-14.04	-13.0	-56.24	183.00	Horizontal	Vertical	Pass
873.948	-25.39	6.42	-13.0	-12.39	265.00	Horizontal	Vertical	N/A
2418.900	-50.75	0.22	-13.0	-37.75	96.00	Horizontal	Vertical	Pass
4880.000	-42.70	12.65	-13.0	-29.70	99.00	Horizontal	Vertical	Pass
7378.750	-36.42	17.53	-13.0	-23.42	162.00	Horizontal	Vertical	Pass
8759.200	-35.74	18.97	-13.0	-22.74	25.00	Horizontal	Vertical	Pass

RSE-V&V n5 BW20 CH176300



Frequency (MHz)	Result (dBm)	Factor (dB)	PK Limit (dBm)	Over Limit (dB)	Table (o)	ANT	EUT	Verdict
93.196	-68.57	-17.44	-13.0	-55.57	67.00	Vertical	Vertical	Pass
873.609	-29.15	6.42	-13.0	-16.15	316.00	Vertical	Vertical	N/A
2131.400	-51.51	-0.31	-13.0	-38.51	17.00	Vertical	Vertical	Pass
3905.000	-45.80	9.95	-13.0	-32.80	241.00	Vertical	Vertical	Pass
7789.500	-35.97	18.31	-13.0	-22.97	304.00	Vertical	Vertical	Pass
9268.300	-36.49	18.96	-13.0	-23.49	117.00	Vertical	Vertical	Pass

RSE-V&H n5 BW20 CH531000

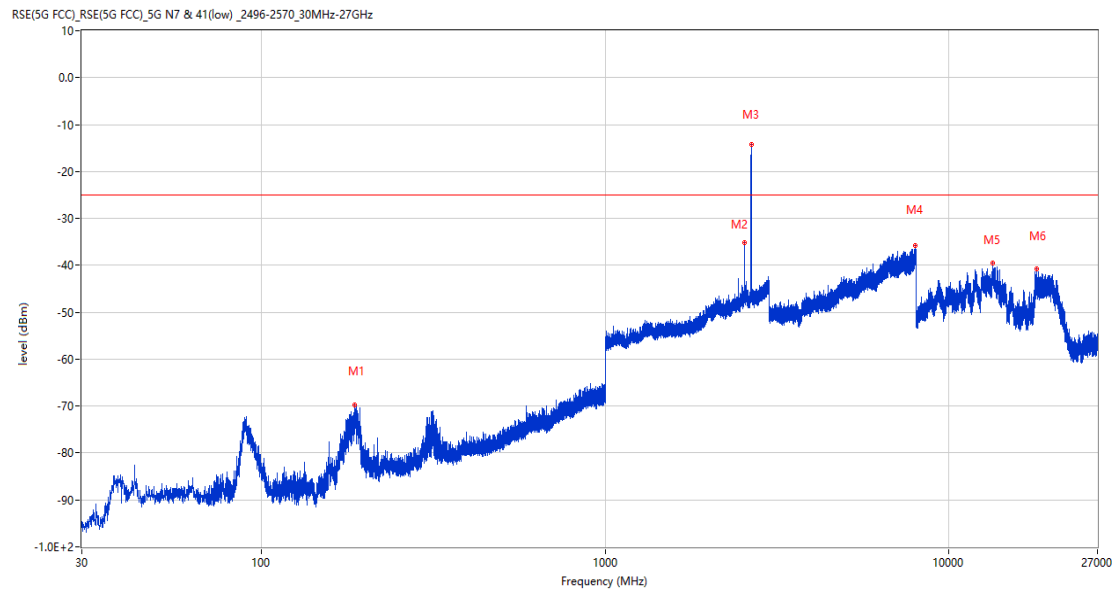


Frequency (MHz)	Result (dBm)	Factor (dB)	PK Limit (dBm)	Over Limit (dB)	Table (o)	ANT	EUT	Verdict
93.390	-69.69	-17.40	-13.0	-56.69	362.00	Vertical	Horizontal	Pass
872.542	-35.51	6.42	-13.0	-22.51	282.00	Vertical	Horizontal	N/A
2164.400	-51.90	-0.24	-13.0	-38.90	174.00	Vertical	Horizontal	Pass
4507.000	-44.78	11.60	-13.0	-31.78	26.00	Vertical	Horizontal	Pass
7930.000	-35.97	18.66	-13.0	-22.97	215.00	Vertical	Horizontal	Pass
8862.401	-36.06	20.21	-13.0	-23.06	322.00	Vertical	Horizontal	Pass

24 n7

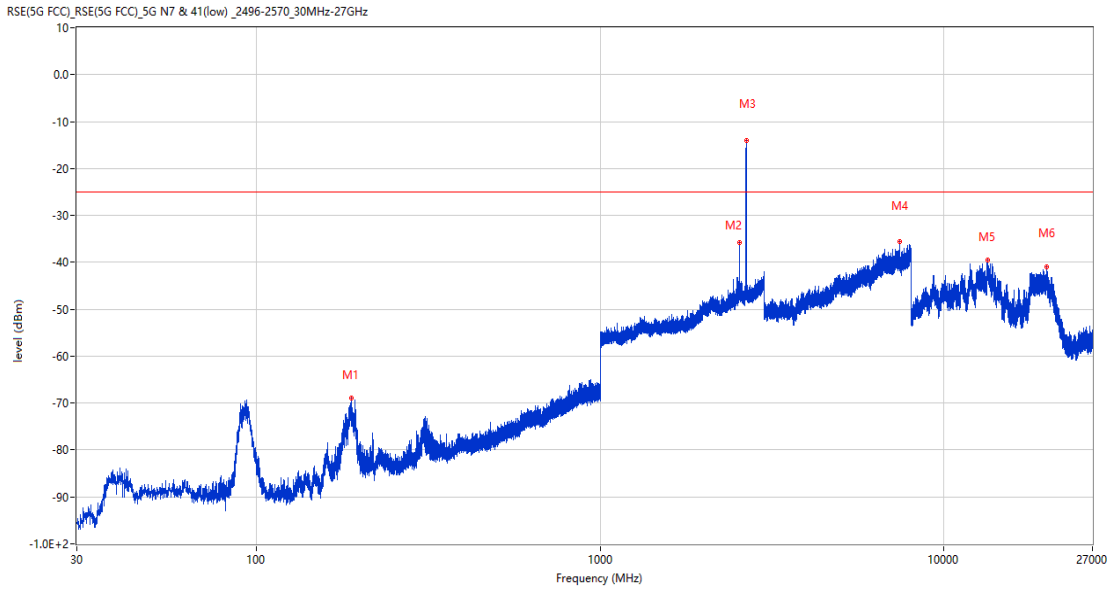
24.1 n7 BW5, QPSK, Middle Channel

RSE-H&H n7 BW5 CH531000



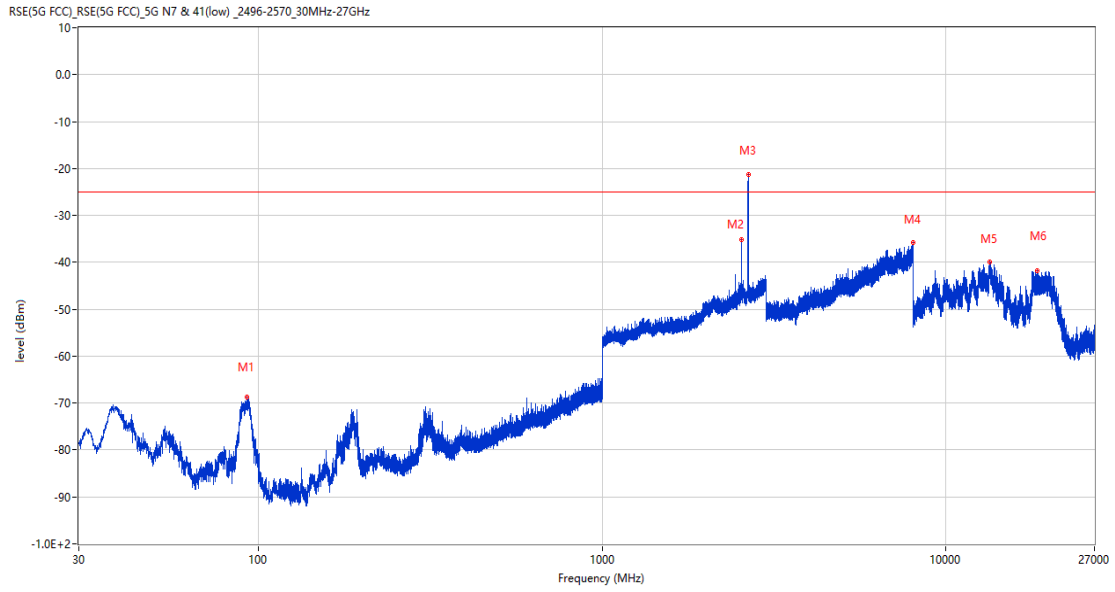
Frequency (MHz)	Result (dBm)	Factor (dB)	PK Limit (dBm)	Over Limit (dB)	Table (o)	ANT	EUT	Verdict
186.752	-69.78	-17.10	-25.0	-44.78	224.00	Horizontal	Horizontal	Pass
2535.900	-35.13	8.83	-25.0	-10.13	174.00	Horizontal	Horizontal	N/A
2655.700	-14.20	8.47	-25.0	10.80	221.00	Horizontal	Horizontal	N/A
7970.500	-35.85	18.08	-25.0	-10.85	153.00	Horizontal	Horizontal	Pass
13392.862	-39.53	16.94	-25.0	-14.53	263.00	Horizontal	Horizontal	Pass
17926.238	-40.77	13.52	-25.0	-15.77	361.00	Horizontal	Horizontal	Pass

RSE-H&V n7 BW5 CH531000



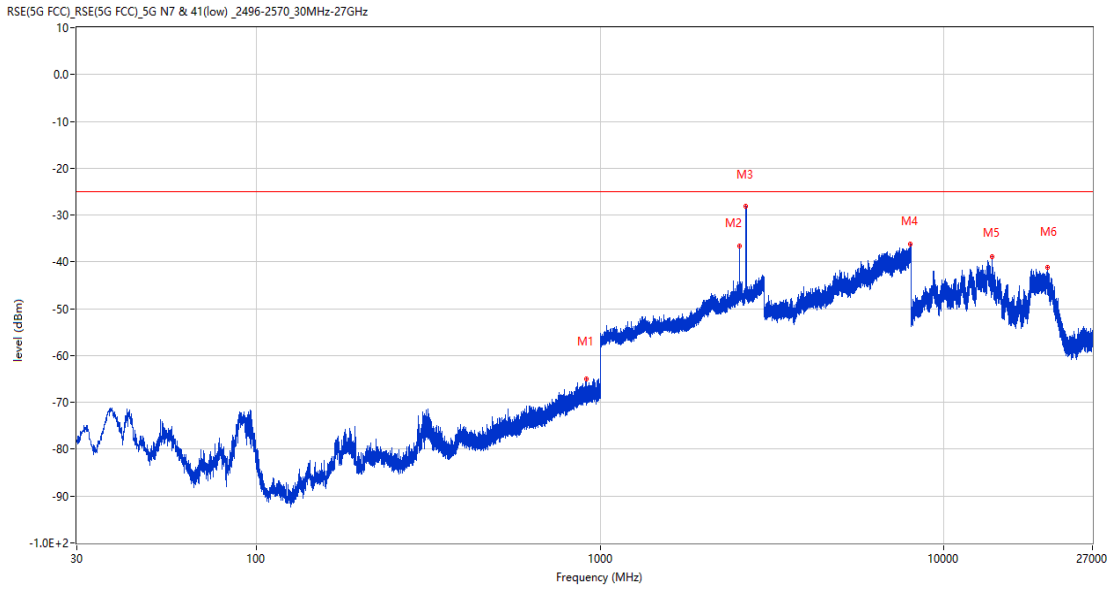
Frequency (MHz)	Result (dBm)	Factor (dB)	PK Limit (dBm)	Over Limit (dB)	Table (o)	ANT	EUT	Verdict
188.352	-68.94	-16.93	-25.0	-43.94	216.00	Horizontal	Vertical	Pass
2535.900	-35.69	8.83	-25.0	-10.69	137.00	Horizontal	Vertical	N/A
2655.000	-14.12	8.43	-25.0	10.88	127.00	Horizontal	Vertical	N/A
7427.500	-35.64	17.57	-25.0	-10.64	247.00	Horizontal	Vertical	Pass
13374.224	-39.44	16.77	-25.0	-14.44	195.00	Horizontal	Vertical	Pass
19891.800	-41.06	12.95	-25.0	-16.06	362.00	Horizontal	Vertical	Pass

RSE-V&V n7 BW5 CH531000



Frequency (MHz)	Result (dBm)	Factor (dB)	PK Limit (dBm)	Over Limit (dB)	Table (o)	ANT	EUT	Verdict
92.614	-68.80	-18.85	-25.0	-43.80	362.00	Vertical	Vertical	Pass
2535.700	-35.25	8.83	-25.0	-10.25	175.00	Vertical	Vertical	N/A
2656.000	-21.20	8.45	-25.0	3.80	249.00	Vertical	Vertical	N/A
7998.000	-35.72	18.89	-25.0	-10.72	37.00	Vertical	Vertical	Pass
13367.137	-40.02	16.70	-25.0	-15.02	331.00	Vertical	Vertical	Pass
18454.950	-41.85	12.87	-25.0	-16.85	278.00	Vertical	Vertical	Pass

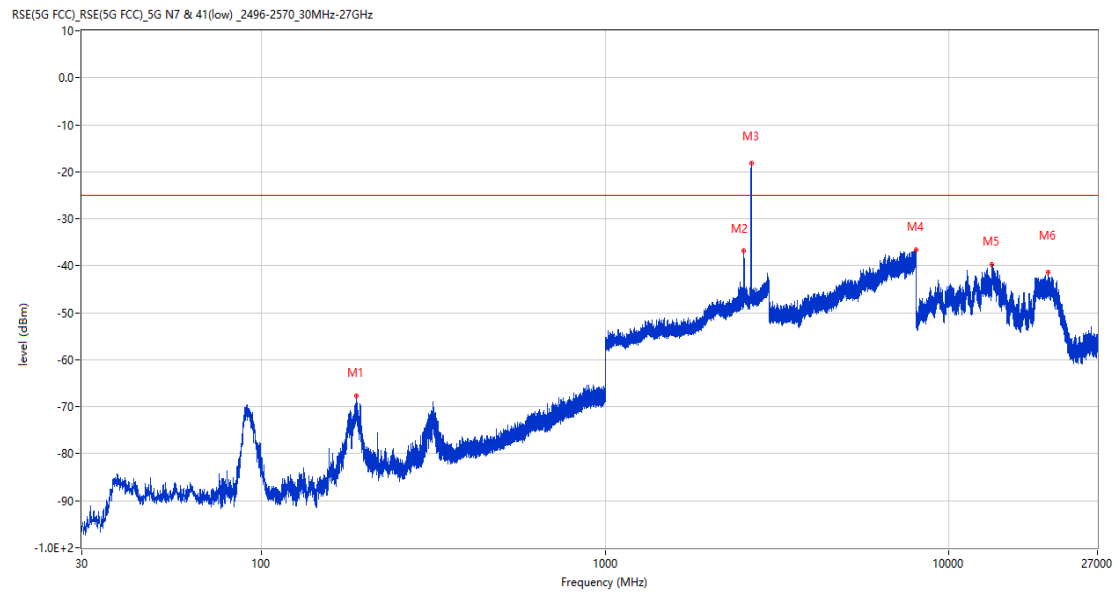
RSE-V&H n7 BW5 CH531000



Frequency (MHz)	Result (dBm)	Factor (dB)	PK Limit (dBm)	Over Limit (dB)	Table (o)	ANT	EUT	Verdict
908.238	-64.98	2.29	-25.0	-39.98	117.00	Vertical	Horizontal	Pass
2536.000	-36.67	8.83	-25.0	-11.67	360.00	Vertical	Horizontal	N/A
2654.600	-28.18	8.38	-25.0	-3.18	330.00	Vertical	Horizontal	N/A
7989.250	-36.26	18.40	-25.0	-11.26	-1.00	Vertical	Horizontal	Pass
13808.400	-38.87	16.81	-25.0	-13.87	105.00	Vertical	Horizontal	Pass
20011.950	-41.25	12.95	-25.0	-16.25	29.00	Vertical	Horizontal	Pass

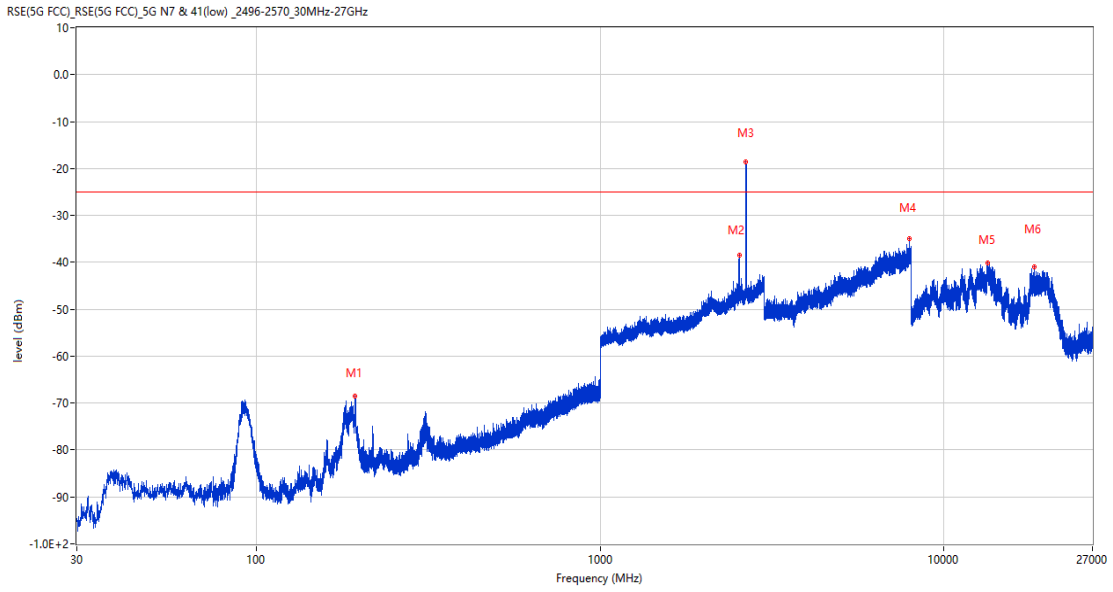
24.2 n7 BW15, QPSK, Middle Channel

RSE-H&H n7 BW15 CH531000



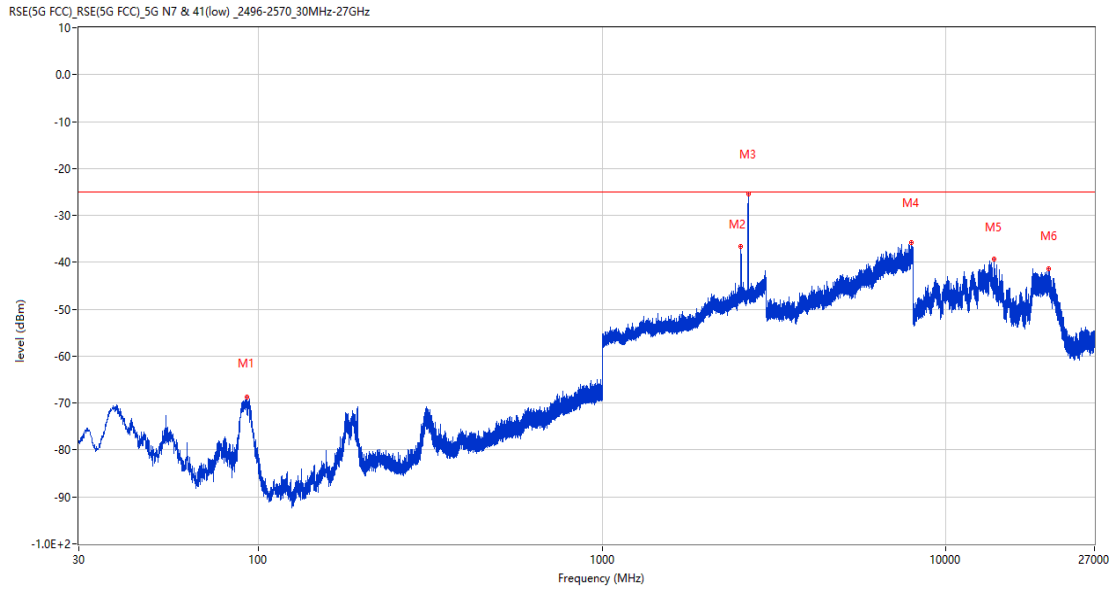
Frequency (MHz)	Result (dBm)	Factor (dB)	PK Limit (dBm)	Over Limit (dB)	Table (o)	ANT	EUT	Verdict
188.934	-67.67	-16.84	-25.0	-42.67	221.00	Horizontal	Horizontal	Pass
2528.900	-36.79	8.85	-25.0	-11.79	143.00	Horizontal	Horizontal	N/A
2657.300	-18.21	8.47	-25.0	6.79	255.00	Horizontal	Horizontal	N/A
7993.500	-36.66	18.59	-25.0	-11.66	142.00	Horizontal	Horizontal	Pass
13334.587	-39.71	15.93	-25.0	-14.71	263.00	Horizontal	Horizontal	Pass
19367.551	-41.32	12.92	-25.0	-16.32	362.00	Horizontal	Horizontal	Pass

RSE-H&V n7 BW15 CH531000



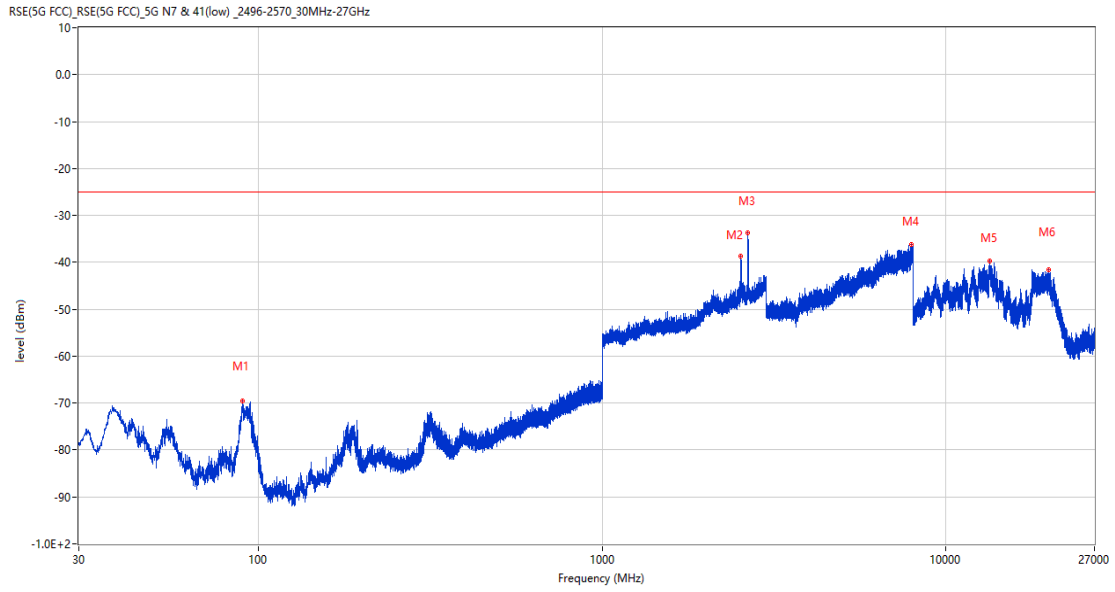
Frequency (MHz)	Result (dBm)	Factor (dB)	PK Limit (dBm)	Over Limit (dB)	Table (o)	ANT	EUT	Verdict
193.736	-68.51	-16.11	-25.0	-43.51	361.00	Horizontal	Vertical	Pass
2535.600	-38.46	8.83	-25.0	-13.46	146.00	Horizontal	Vertical	N/A
2652.800	-18.50	8.57	-25.0	6.50	156.00	Horizontal	Vertical	N/A
7918.000	-34.96	18.18	-25.0	-9.96	269.00	Horizontal	Vertical	Pass
13390.763	-40.23	16.92	-25.0	-15.23	61.00	Horizontal	Vertical	Pass
18275.850	-40.92	12.86	-25.0	-15.92	162.00	Horizontal	Vertical	Pass

RSE-V&V n7 BW15 CH531000



Frequency (MHz)	Result (dBm)	Factor (dB)	PK Limit (dBm)	Over Limit (dB)	Table (o)	ANT	EUT	Verdict
92.420	-68.72	-18.87	-25.0	-43.72	81.00	Vertical	Vertical	Pass
2528.800	-36.71	8.85	-25.0	-11.71	-3.00	Vertical	Vertical	N/A
2657.300	-25.47	8.47	-25.0	-0.47	248.00	Vertical	Vertical	N/A
7938.000	-35.83	18.93	-25.0	-10.83	102.00	Vertical	Vertical	Pass
13807.350	-39.37	16.84	-25.0	-14.37	105.00	Vertical	Vertical	Pass
19875.600	-41.41	12.95	-25.0	-16.41	188.00	Vertical	Vertical	Pass

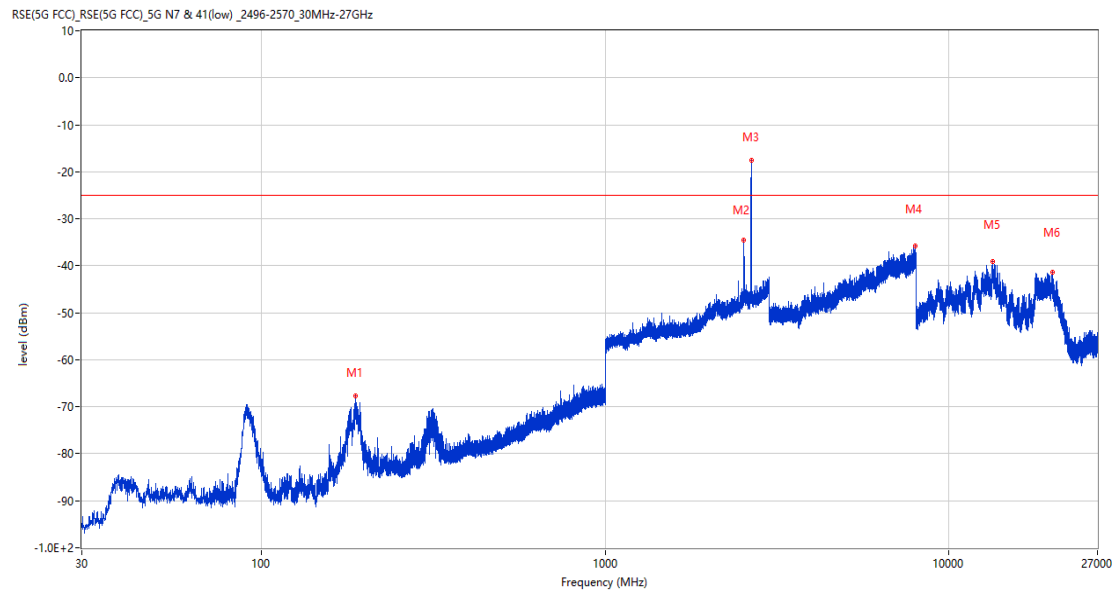
RSE-V&H n7 BW15 CH531000



Frequency (MHz)	Result (dBm)	Factor (dB)	PK Limit (dBm)	Over Limit (dB)	Table (o)	ANT	EUT	Verdict
90.043	-69.49	-18.89	-25.0	-44.49	46.00	Vertical	Horizontal	Pass
2528.900	-38.71	8.85	-25.0	-13.71	-1.00	Vertical	Horizontal	N/A
2650.300	-33.64	8.68	-25.0	-8.64	163.00	Vertical	Horizontal	N/A
7920.250	-36.26	18.21	-25.0	-11.26	7.00	Vertical	Horizontal	Pass
13404.151	-39.81	16.92	-25.0	-14.81	151.00	Vertical	Horizontal	Pass
19829.699	-41.58	12.94	-25.0	-16.58	187.00	Vertical	Horizontal	Pass

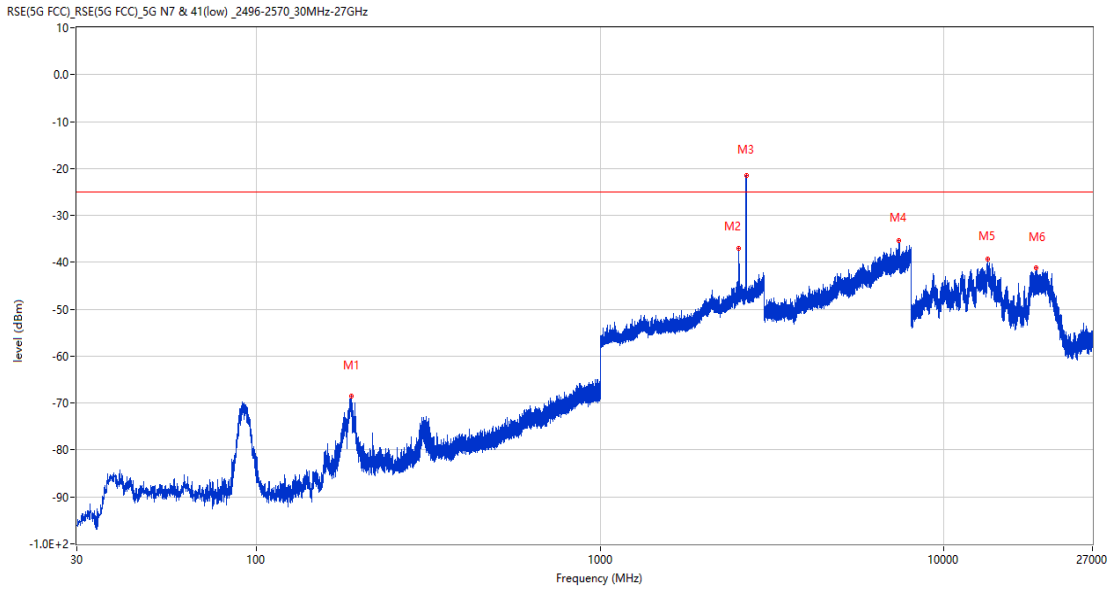
24.3 n7 BW20, QPSK, Middle Channel

RSE-H&H n7 BW20 CH531000



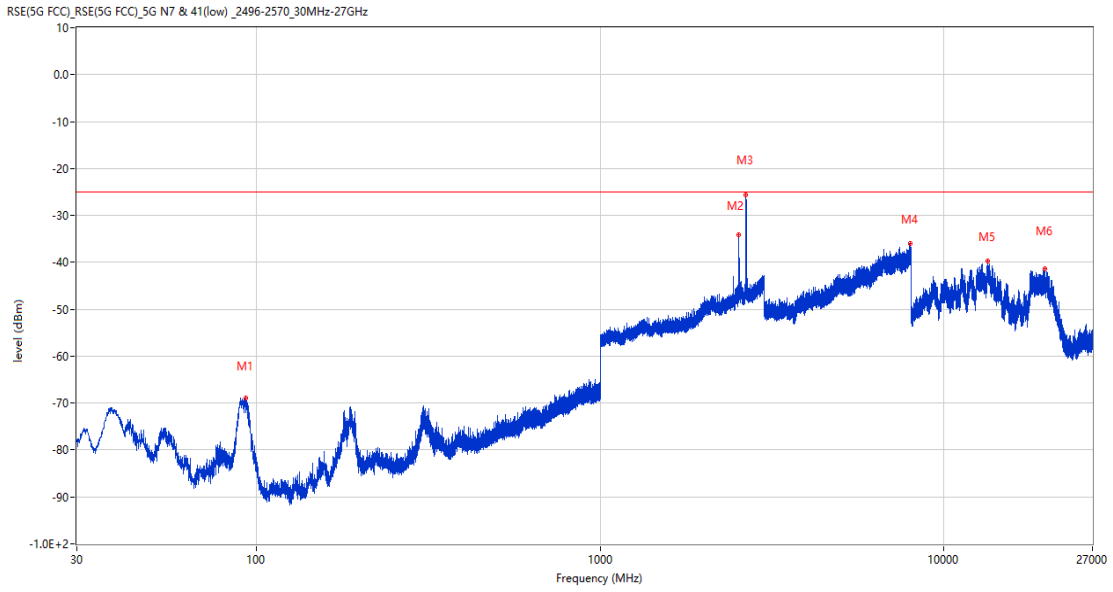
Frequency (MHz)	Result (dBm)	Factor (dB)	PK Limit (dBm)	Over Limit (dB)	Table (o)	ANT	EUT	Verdict
187.577	-67.74	-17.03	-25.0	-42.74	230.00	Horizontal	Horizontal	Pass
2530.400	-34.64	8.85	-25.0	-9.64	154.00	Horizontal	Horizontal	N/A
2655.600	-17.52	8.48	-25.0	7.48	245.00	Horizontal	Horizontal	N/A
7951.250	-35.77	18.57	-25.0	-10.77	121.00	Horizontal	Horizontal	Pass
13389.187	-39.19	16.91	-25.0	-14.19	218.00	Horizontal	Horizontal	Pass
20015.100	-41.39	12.95	-25.0	-16.39	-2.00	Horizontal	Horizontal	Pass

RSE-H&V n7 BW20 CH531000



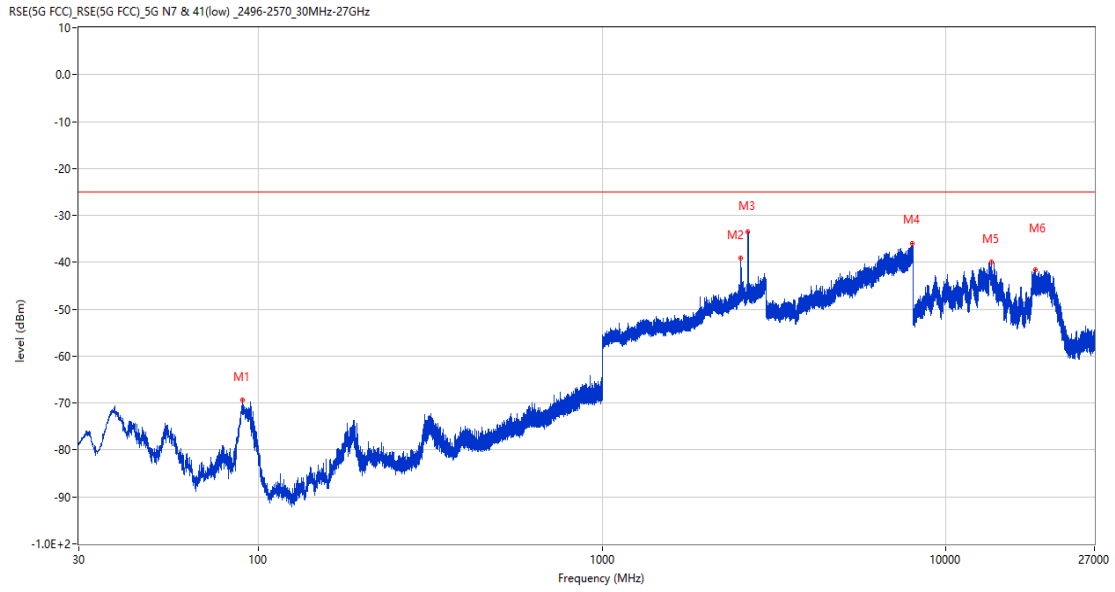
Frequency (MHz)	Result (dBm)	Factor (dB)	PK Limit (dBm)	Over Limit (dB)	Table (o)	ANT	EUT	Verdict
188.789	-68.56	-16.85	-25.0	-43.56	221.00	Horizontal	Vertical	Pass
2530.600	-37.07	8.85	-25.0	-12.07	153.00	Horizontal	Vertical	N/A
2654.700	-21.55	8.39	-25.0	3.45	163.00	Horizontal	Vertical	N/A
7390.750	-35.31	17.68	-25.0	-10.31	279.00	Horizontal	Vertical	Pass
13397.063	-39.25	16.98	-25.0	-14.25	69.00	Horizontal	Vertical	Pass
18510.750	-41.17	12.88	-25.0	-16.17	238.00	Horizontal	Vertical	Pass

RSE-V&V n7 BW20 CH531000



Frequency (MHz)	Result (dBm)	Factor (dB)	PK Limit (dBm)	Over Limit (dB)	Table (o)	ANT	EUT	Verdict
93.099	-68.88	-18.80	-25.0	-43.88	38.00	Vertical	Vertical	Pass
2530.500	-34.22	8.85	-25.0	-9.22	171.00	Vertical	Vertical	N/A
2647.800	-25.64	8.67	-25.0	-0.64	283.00	Vertical	Vertical	N/A
7980.750	-36.06	18.11	-25.0	-11.06	360.00	Vertical	Vertical	Pass
13379.474	-39.68	16.82	-25.0	-14.68	363.00	Vertical	Vertical	Pass
19597.949	-41.45	12.93	-25.0	-16.45	-1.00	Vertical	Vertical	Pass

RSE-V&H n7 BW20 CH531000

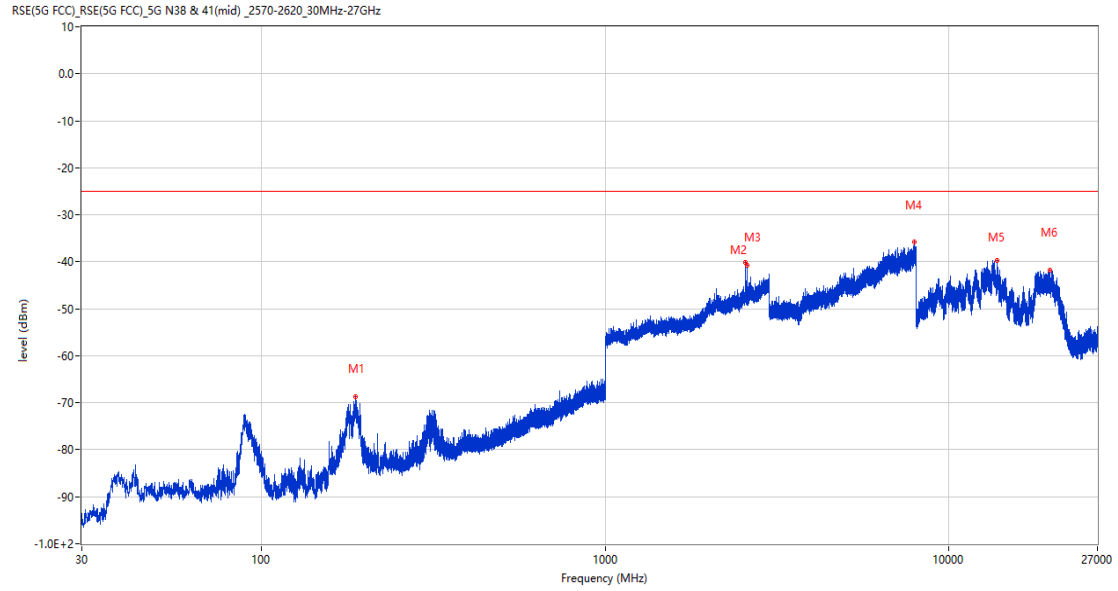


Frequency (MHz)	Result (dBm)	Factor (dB)	PK Limit (dBm)	Over Limit (dB)	Table (o)	ANT	EUT	Verdict
89.849	-69.34	-18.89	-25.0	-44.34	50.00	Vertical	Horizontal	Pass
2530.600	-39.08	8.85	-25.0	-14.08	360.00	Vertical	Horizontal	N/A
2647.900	-33.51	8.68	-25.0	-8.51	190.00	Vertical	Horizontal	N/A
7987.500	-36.08	18.33	-25.0	-11.08	-1.00	Vertical	Horizontal	Pass
13531.725	-39.84	15.66	-25.0	-14.84	262.00	Vertical	Horizontal	Pass
18155.700	-41.49	12.86	-25.0	-16.49	162.00	Vertical	Horizontal	Pass

25 n38

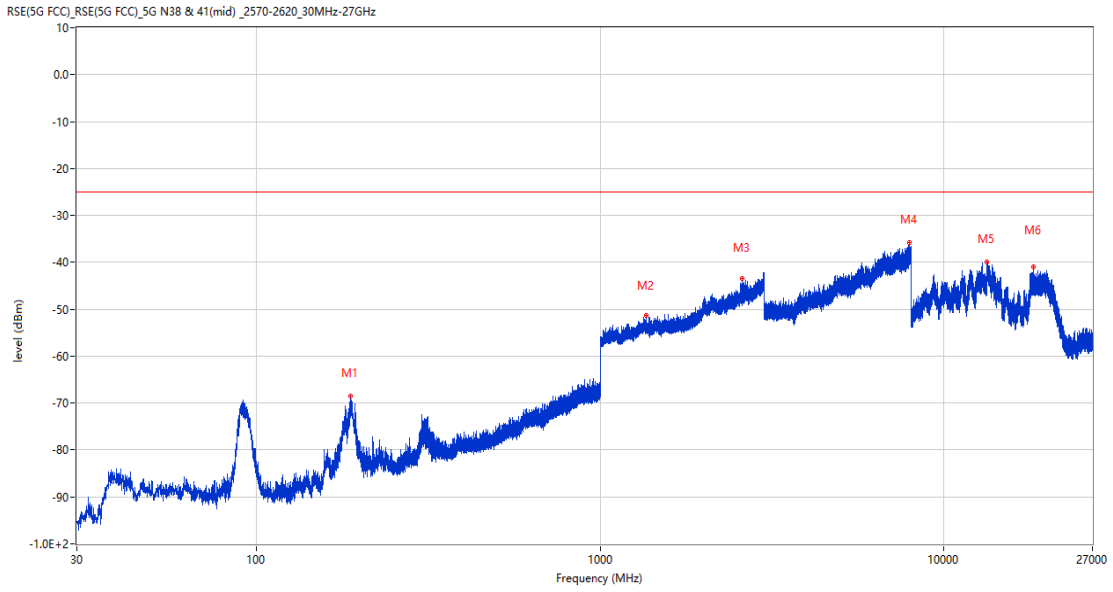
25.1 n38 BW20, QPSK, Middle Channel

RSE-H&H n38 BW20 CH519000



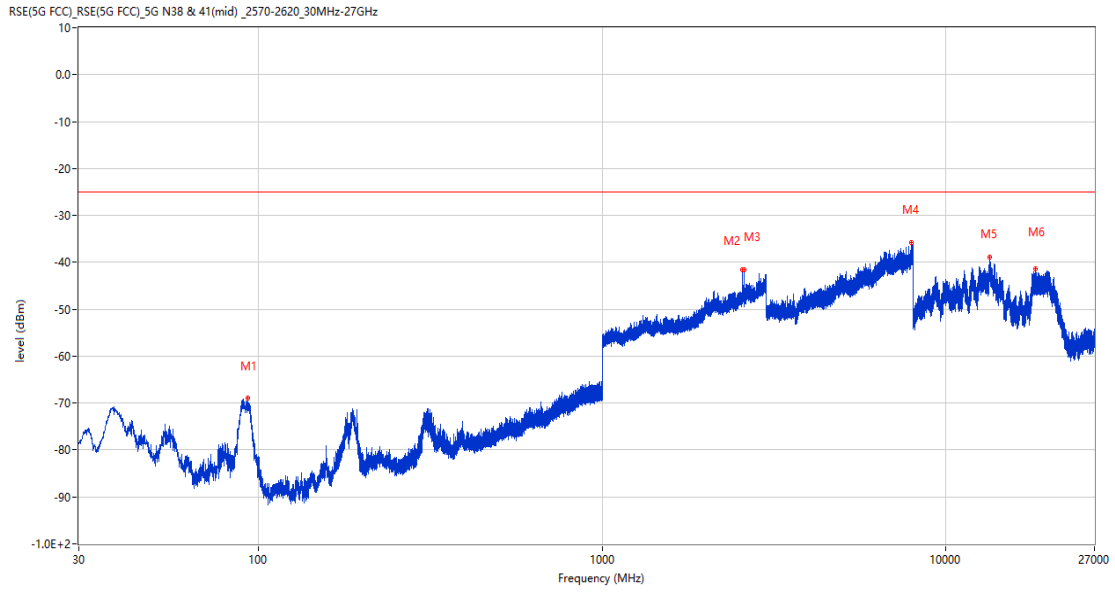
Frequency (MHz)	Result (dBm)	Factor (dB)	PK Limit (dBm)	Over Limit (dB)	Table (o)	ANT	EUT	Verdict
187.334	-68.76	-17.05	-25.0	-43.76	241.00	Horizontal	Horizontal	Pass
2558.200	-40.21	8.23	-25.0	-15.21	180.00	Horizontal	Horizontal	N/A
2589.500	-40.72	8.62	-25.0	-15.72	180.00	Horizontal	Horizontal	N/A
7938.250	-35.74	18.93	-25.0	-10.74	135.00	Horizontal	Horizontal	Pass
13798.162	-39.81	16.89	-25.0	-14.81	-1.00	Horizontal	Horizontal	Pass
19595.250	-41.84	12.93	-25.0	-16.84	293.00	Horizontal	Horizontal	Pass

RSE-H&V n38 BW20 CH519000



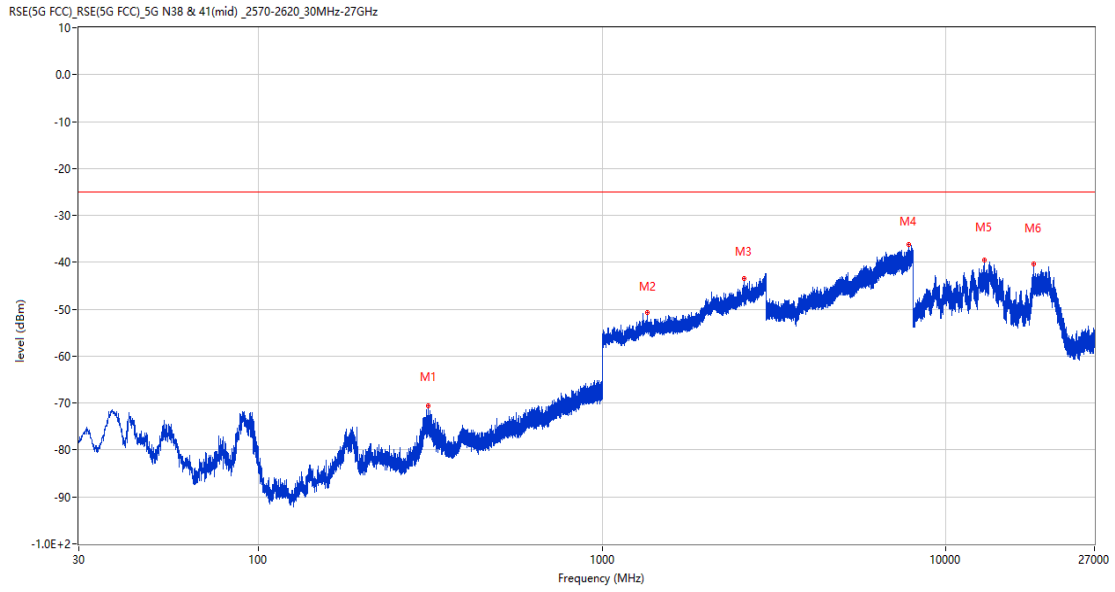
Frequency (MHz)	Result (dBm)	Factor (dB)	PK Limit (dBm)	Over Limit (dB)	Table (o)	ANT	EUT	Verdict
187.334	-68.59	-17.05	-25.0	-43.59	224.00	Horizontal	Vertical	Pass
1357.400	-51.41	0.69	-25.0	-26.41	17.00	Horizontal	Vertical	Pass
2589.800	-43.43	8.62	-25.0	-18.43	178.00	Horizontal	Vertical	N/A
7914.000	-35.70	18.13	-25.0	-10.70	351.00	Horizontal	Vertical	Pass
13348.500	-39.99	16.48	-25.0	-14.99	135.00	Horizontal	Vertical	Pass
18161.551	-40.91	12.86	-25.0	-15.91	171.00	Horizontal	Vertical	Pass

RSE-V&V n38 BW20 CH519000



Frequency (MHz)	Result (dBm)	Factor (dB)	PK Limit (dBm)	Over Limit (dB)	Table (o)	ANT	EUT	Verdict
93.099	-69.00	-18.80	-25.0	-44.00	52.00	Vertical	Vertical	Pass
2556.300	-41.50	8.20	-25.0	-16.50	-1.00	Vertical	Vertical	N/A
2589.500	-41.48	8.62	-25.0	-16.48	-1.00	Vertical	Vertical	N/A
7946.000	-35.77	18.77	-25.0	-10.77	0.00	Vertical	Vertical	Pass
13412.813	-38.82	16.73	-25.0	-13.82	363.00	Vertical	Vertical	Pass
18178.200	-41.42	12.86	-25.0	-16.42	224.00	Vertical	Vertical	Pass

RSE-V&H n38 BW20 CH519000

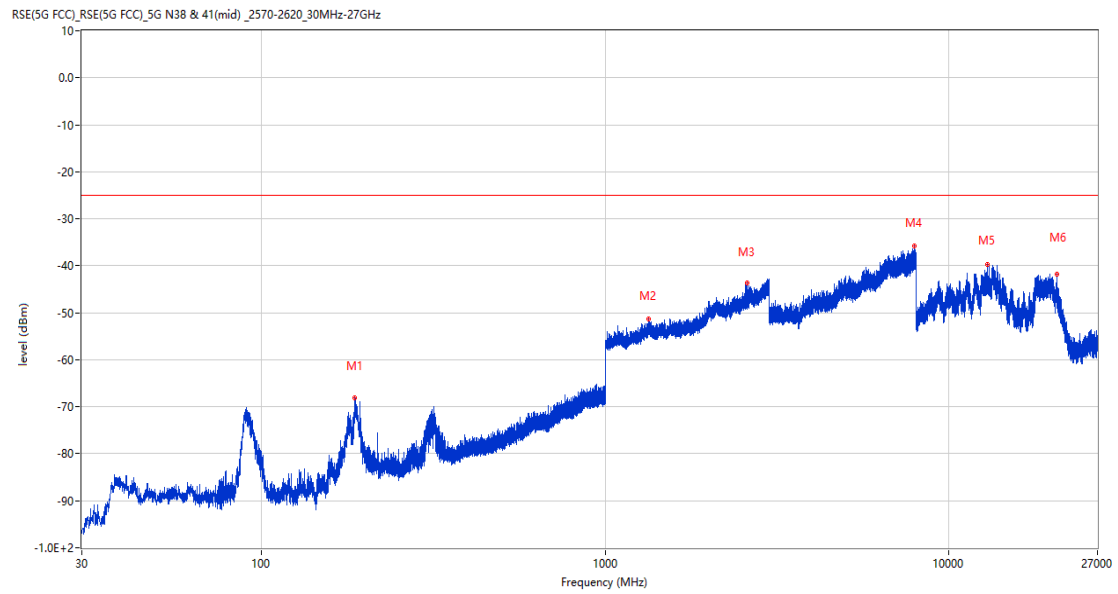


Frequency (MHz)	Result (dBm)	Factor (dB)	PK Limit (dBm)	Over Limit (dB)	Table (o)	ANT	EUT	Verdict
311.009	-70.53	-11.67	-25.0	-45.53	305.00	Vertical	Horizontal	Pass
1354.800	-50.60	0.62	-25.0	-25.60	253.00	Vertical	Horizontal	Pass
2591.500	-43.53	8.64	-25.0	-18.53	-2.00	Vertical	Horizontal	N/A
7793.000	-36.22	18.18	-25.0	-11.22	72.00	Vertical	Horizontal	Pass
12887.026	-39.60	15.20	-25.0	-14.60	361.00	Vertical	Horizontal	Pass
18027.901	-40.29	12.85	-25.0	-15.29	-1.00	Vertical	Horizontal	Pass

26 n41

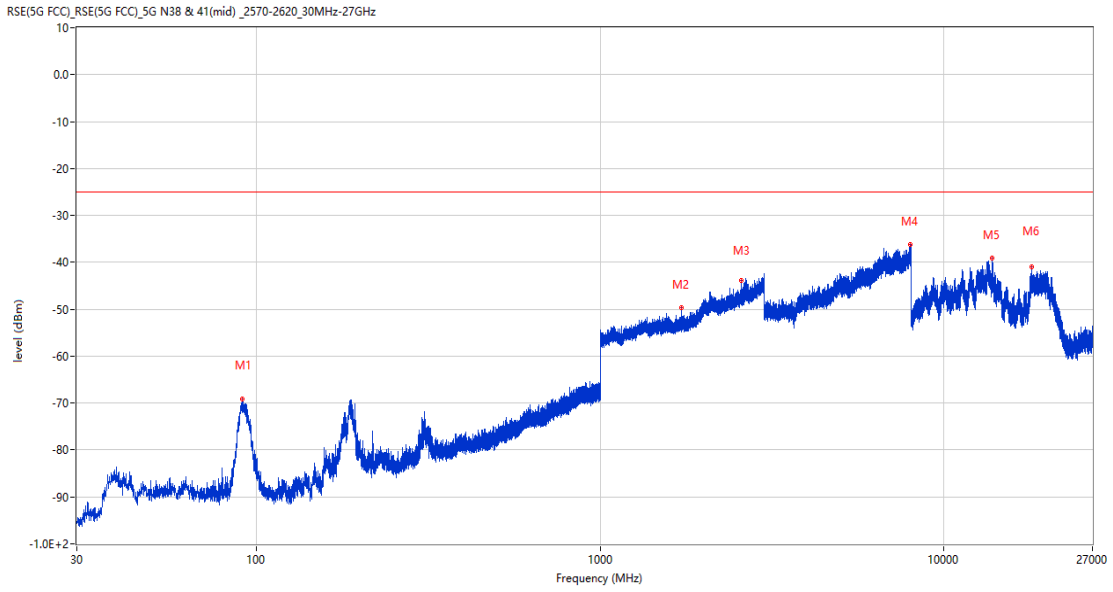
26.1 n41 BW20, QPSK, Middle Channel

RSE-H&H n41 BW20 CH518598



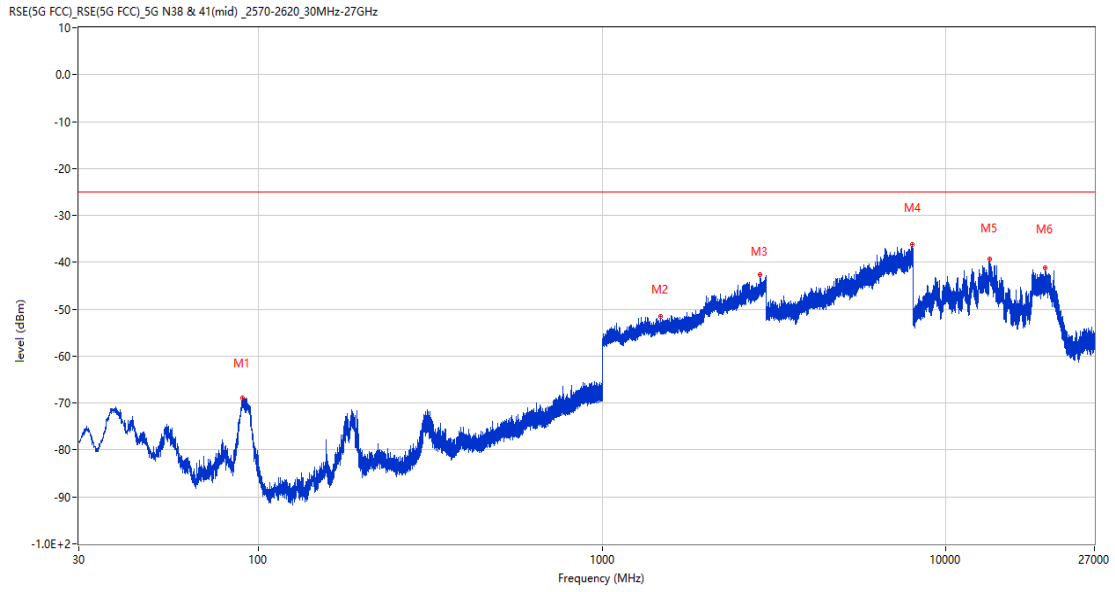
Frequency (MHz)	Result (dBm)	Factor (dB)	PK Limit (dBm)	Over Limit (dB)	Table (o)	ANT	EUT	Verdict
186.898	-68.17	-17.08	-25.0	-43.17	237.00	Horizontal	Horizontal	Pass
1336.700	-51.34	0.70	-25.0	-26.34	-3.00	Horizontal	Horizontal	Pass
2590.500	-43.58	8.63	-25.0	-18.58	-3.00	Horizontal	Horizontal	N/A
7940.000	-35.82	18.97	-25.0	-10.82	264.00	Horizontal	Horizontal	Pass
12885.188	-39.78	15.16	-25.0	-14.78	88.00	Horizontal	Horizontal	Pass
20591.550	-41.86	12.98	-25.0	-16.86	296.00	Horizontal	Horizontal	Pass

RSE-H&V n41 BW20 CH518598



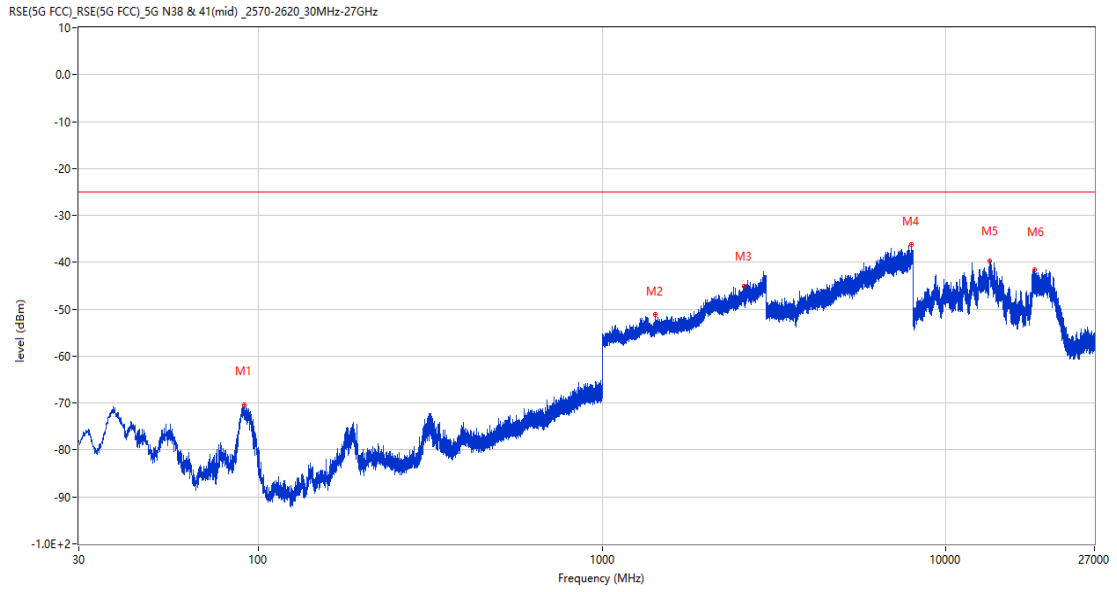
Frequency (MHz)	Result (dBm)	Factor (dB)	PK Limit (dBm)	Over Limit (dB)	Table (o)	ANT	EUT	Verdict
91.013	-69.04	-18.83	-25.0	-44.04	167.00	Horizontal	Vertical	Pass
1716.400	-49.58	0.91	-25.0	-24.58	29.00	Horizontal	Vertical	Pass
2570.800	-43.89	8.38	-25.0	-18.89	93.00	Horizontal	Vertical	N/A
7950.250	-36.17	18.64	-25.0	-11.17	85.00	Horizontal	Vertical	Pass
13828.350	-39.08	16.35	-25.0	-14.08	298.00	Horizontal	Vertical	Pass
17956.688	-40.96	13.92	-25.0	-15.96	248.00	Horizontal	Vertical	Pass

RSE-V&V n41 BW20 CH518598



Frequency (MHz)	Result (dBm)	Factor (dB)	PK Limit (dBm)	Over Limit (dB)	Table (o)	ANT	EUT	Verdict
89.752	-68.99	-18.89	-25.0	-43.99	20.00	Vertical	Vertical	Pass
1473.000	-51.52	0.53	-25.0	-26.52	329.00	Vertical	Vertical	Pass
2880.000	-42.57	10.79	-25.0	-17.57	149.00	Vertical	Vertical	Pass
7955.750	-36.10	18.44	-25.0	-11.10	105.00	Vertical	Vertical	Pass
13387.875	-39.31	16.90	-25.0	-14.31	181.00	Vertical	Vertical	Pass
19371.151	-41.22	12.92	-25.0	-16.22	-3.00	Vertical	Vertical	Pass

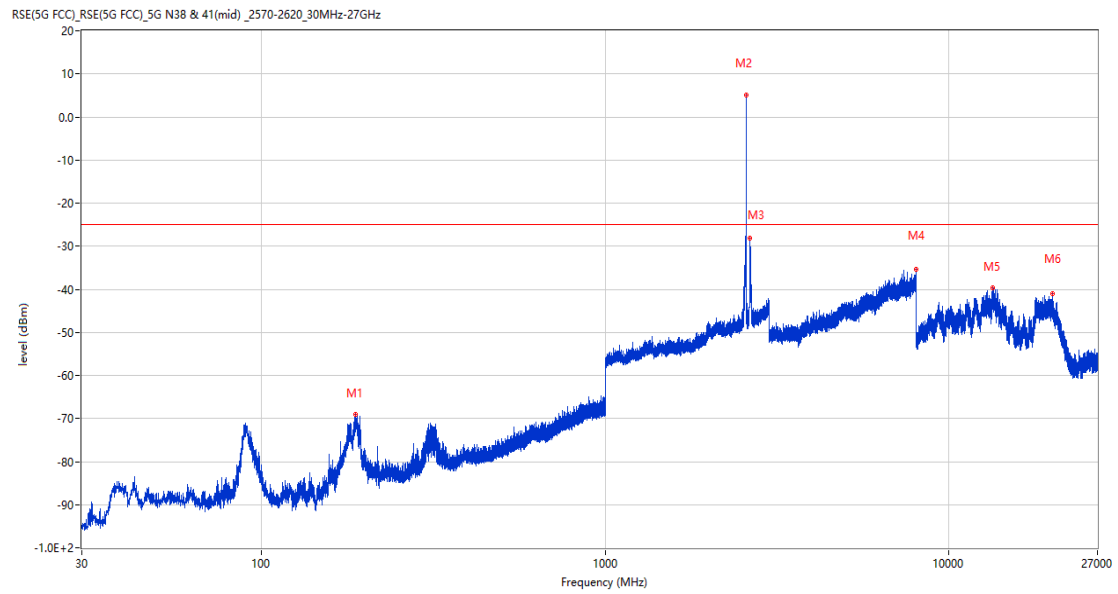
RSE-V&H n41 BW20 CH518598



Frequency (MHz)	Result (dBm)	Factor (dB)	PK Limit (dBm)	Over Limit (dB)	Table (o)	ANT	EUT	Verdict
90.722	-70.41	-18.86	-25.0	-45.41	49.00	Vertical	Horizontal	Pass
1426.400	-51.07	0.47	-25.0	-26.07	-3.00	Vertical	Horizontal	Pass
2589.100	-45.10	8.61	-25.0	-20.10	83.00	Vertical	Horizontal	N/A
7922.500	-36.29	18.28	-25.0	-11.29	148.00	Vertical	Horizontal	Pass
13373.700	-39.72	16.76	-25.0	-14.72	361.00	Vertical	Horizontal	Pass
18131.401	-41.64	12.86	-25.0	-16.64	287.00	Vertical	Horizontal	Pass

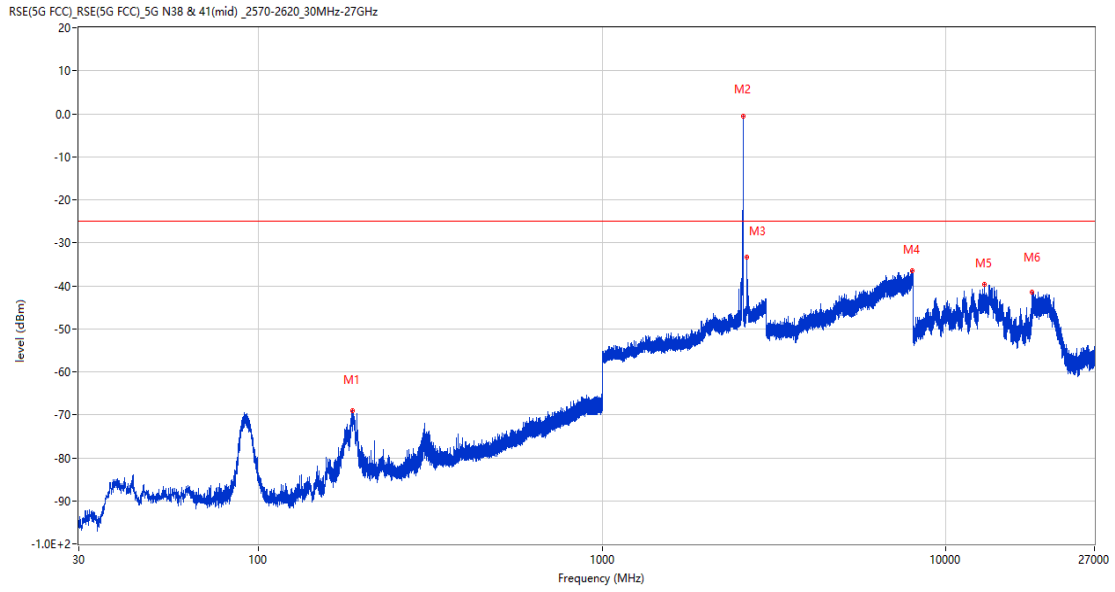
26.2 n41 BW60, QPSK, Middle Channel

RSE-H&H n41 BW60 CH518598



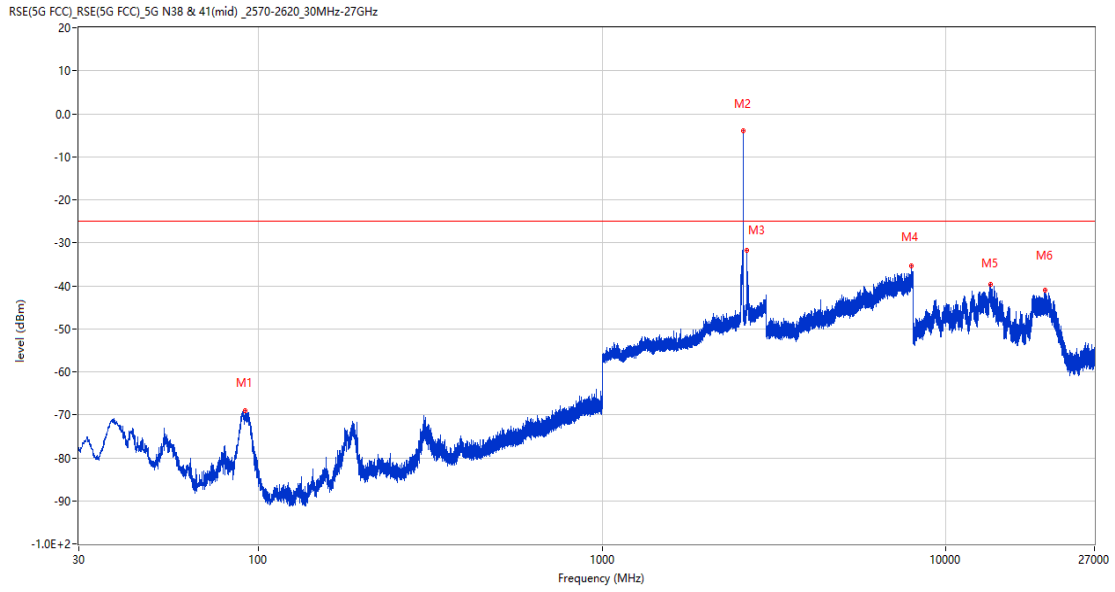
Frequency (MHz)	Result (dBm)	Factor (dB)	PK Limit (dBm)	Over Limit (dB)	Table (o)	ANT	EUT	Verdict
187.334	-68.98	-17.05	-25.0	-43.98	204.00	Horizontal	Horizontal	Pass
2564.700	4.99	8.31	-25.0	29.99	173.00	Horizontal	Horizontal	N/A
2631.500	-28.03	9.02	-25.0	-3.03	154.00	Horizontal	Horizontal	N/A
7996.250	-35.39	18.78	-25.0	-10.39	360.00	Horizontal	Horizontal	Pass
13392.600	-39.59	16.94	-25.0	-14.59	61.00	Horizontal	Horizontal	Pass
19995.750	-41.07	12.95	-25.0	-16.07	141.00	Horizontal	Horizontal	Pass

RSE-H&V n41 BW60 CH518598



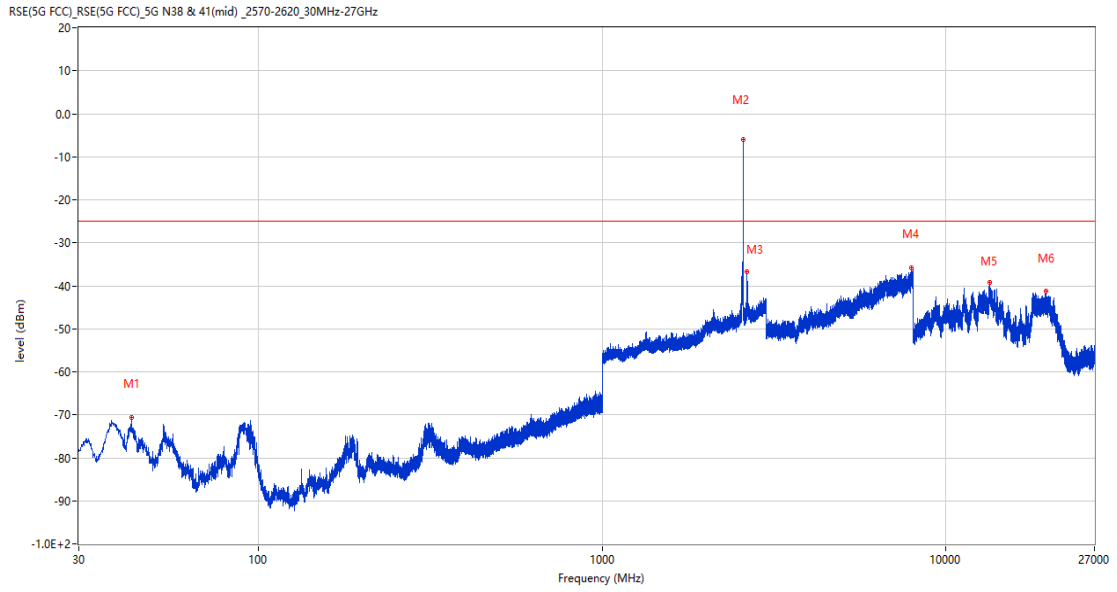
Frequency (MHz)	Result (dBm)	Factor (dB)	PK Limit (dBm)	Over Limit (dB)	Table (o)	ANT	EUT	Verdict
187.577	-69.04	-17.03	-25.0	-44.04	202.00	Horizontal	Vertical	Pass
2564.700	-0.51	8.31	-25.0	24.49	181.00	Horizontal	Vertical	N/A
2630.500	-33.42	9.02	-25.0	-8.42	-2.00	Horizontal	Vertical	N/A
7991.500	-36.45	18.49	-25.0	-11.45	37.00	Horizontal	Vertical	Pass
12905.662	-39.62	15.39	-25.0	-14.62	361.00	Horizontal	Vertical	Pass
17805.488	-41.53	13.05	-25.0	-16.53	0.00	Horizontal	Vertical	Pass

RSE-V&V n41 BW60 CH518598



Frequency (MHz)	Result (dBm)	Factor (dB)	PK Limit (dBm)	Over Limit (dB)	Table (o)	ANT	EUT	Verdict
91.547	-69.13	-18.89	-25.0	-44.13	39.00	Vertical	Vertical	Pass
2565.100	-3.89	8.31	-25.0	21.11	357.00	Vertical	Vertical	N/A
2628.200	-31.82	9.00	-25.0	-6.82	106.00	Vertical	Vertical	N/A
7930.000	-35.43	18.66	-25.0	-10.43	225.00	Vertical	Vertical	Pass
13465.312	-39.66	15.75	-25.0	-14.66	134.00	Vertical	Vertical	Pass
19370.699	-41.10	12.92	-25.0	-16.10	128.00	Vertical	Vertical	Pass

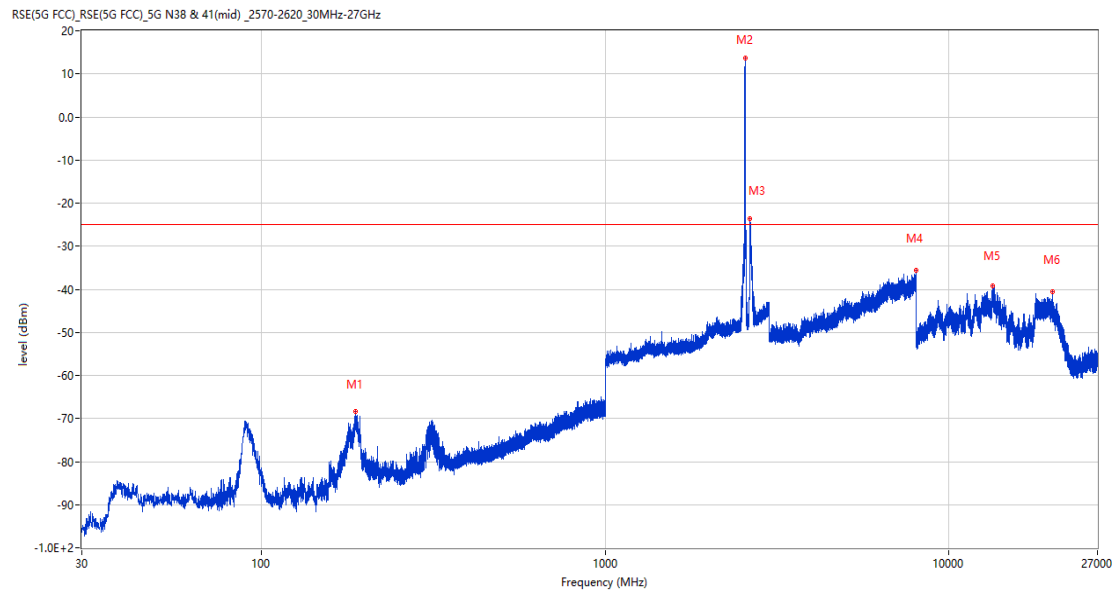
RSE-V&H n41 BW60 CH518598



Frequency (MHz)	Result (dBm)	Factor (dB)	PK Limit (dBm)	Over Limit (dB)	Table (o)	ANT	EUT	Verdict
42.804	-70.56	-16.63	-25.0	-45.56	75.00	Vertical	Horizontal	Pass
2564.600	-5.91	8.31	-25.0	19.09	54.00	Vertical	Horizontal	N/A
2630.100	-36.63	9.01	-25.0	-11.63	321.00	Vertical	Horizontal	N/A
7942.750	-35.82	18.90	-25.0	-10.82	31.00	Vertical	Horizontal	Pass
13366.088	-39.24	16.69	-25.0	-14.24	134.00	Vertical	Horizontal	Pass
19532.700	-41.20	12.93	-25.0	-16.20	37.00	Vertical	Horizontal	Pass

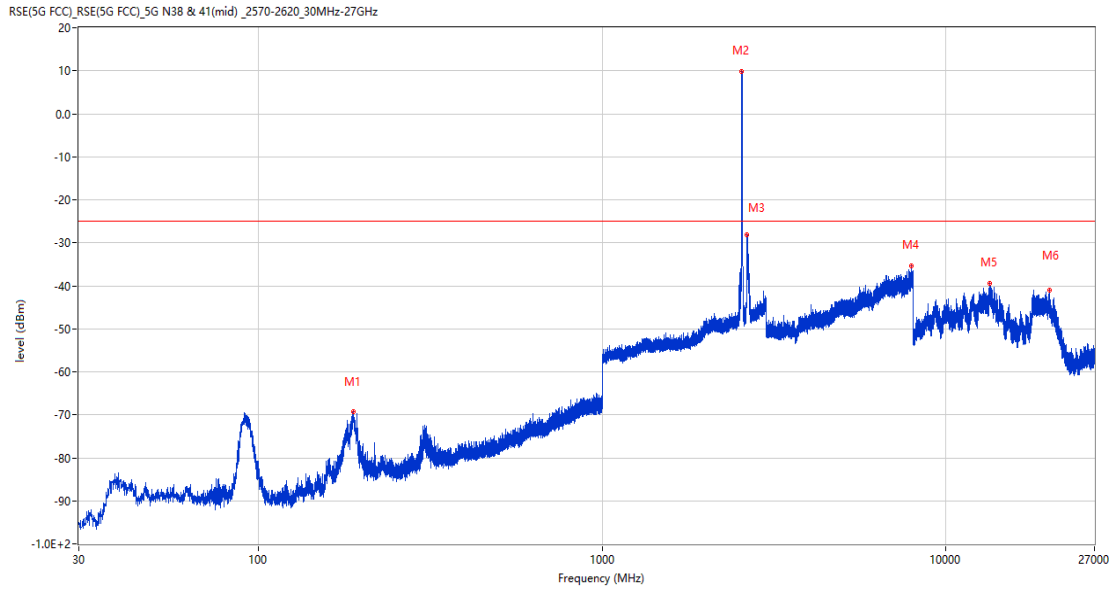
26.3 n41 BW100, QPSK, Middle Channel

RSE-H&H n41 BW100 CH518598



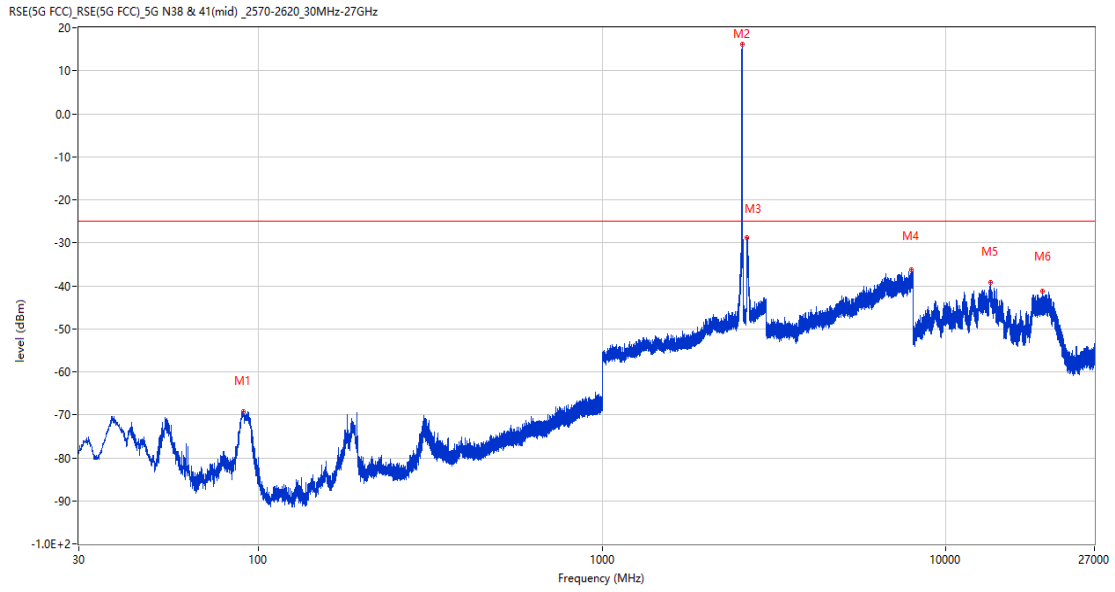
Frequency (MHz)	Result (dBm)	Factor (dB)	PK Limit (dBm)	Over Limit (dB)	Table (o)	ANT	EUT	Verdict
187.964	-68.37	-17.00	-25.0	-43.37	232.00	Horizontal	Horizontal	Pass
2553.100	13.64	8.36	-25.0	38.64	32.00	Horizontal	Horizontal	N/A
2631.900	-23.65	9.03	-25.0	1.35	181.00	Horizontal	Horizontal	N/A
7997.000	-35.51	18.84	-25.0	-10.51	83.00	Horizontal	Horizontal	Pass
13378.950	-39.15	16.81	-25.0	-14.15	41.00	Horizontal	Horizontal	Pass
20010.600	-40.55	12.95	-25.0	-15.55	35.00	Horizontal	Horizontal	Pass

RSE-H&V n41 BW100 CH518598



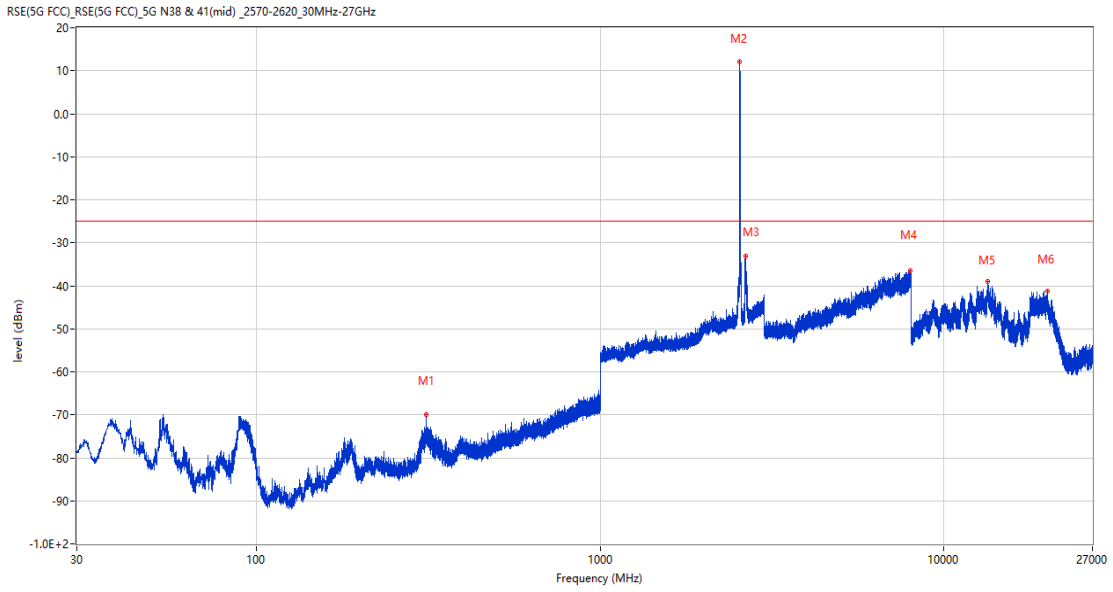
Frequency (MHz)	Result (dBm)	Factor (dB)	PK Limit (dBm)	Over Limit (dB)	Table (o)	ANT	EUT	Verdict
189.080	-69.19	-16.83	-25.0	-44.19	214.00	Horizontal	Vertical	Pass
2544.800	9.90	6.84	-25.0	34.90	126.00	Horizontal	Vertical	N/A
2636.600	-28.11	9.08	-25.0	-3.11	209.00	Horizontal	Vertical	N/A
7942.000	-35.43	18.93	-25.0	-10.43	137.00	Horizontal	Vertical	Pass
13405.725	-39.52	16.88	-25.0	-14.52	40.00	Horizontal	Vertical	Pass
19939.500	-41.04	12.95	-25.0	-16.04	8.00	Horizontal	Vertical	Pass

RSE-V&V n41 BW100 CH518598



Frequency (MHz)	Result (dBm)	Factor (dB)	PK Limit (dBm)	Over Limit (dB)	Table (o)	ANT	EUT	Verdict
90.479	-69.20	-18.88	-25.0	-44.20	361.00	Vertical	Vertical	Pass
2553.100	16.10	8.36	-25.0	41.10	236.00	Vertical	Vertical	N/A
2639.000	-28.87	9.03	-25.0	-3.87	24.00	Vertical	Vertical	N/A
7913.750	-36.32	18.11	-25.0	-11.32	40.00	Vertical	Vertical	Pass
13429.088	-39.32	16.37	-25.0	-14.32	47.00	Vertical	Vertical	Pass
19097.100	-41.22	12.91	-25.0	-16.22	272.00	Vertical	Vertical	Pass

RSE-V&H n41 BW100 CH518598

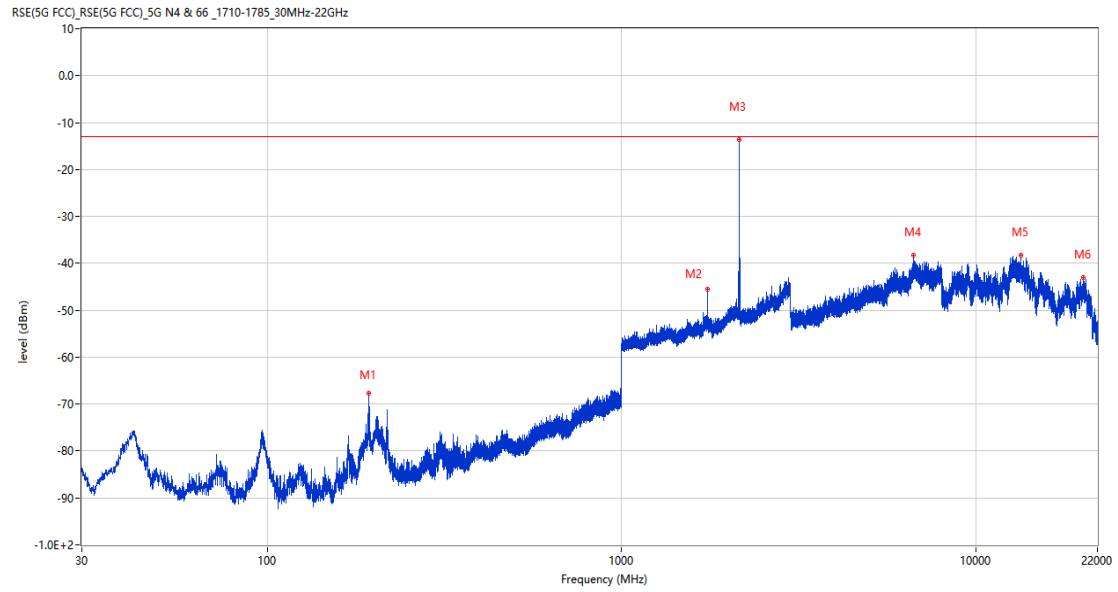


Frequency (MHz)	Result (dBm)	Factor (dB)	PK Limit (dBm)	Over Limit (dB)	Table (o)	ANT	EUT	Verdict
312.076	-70.00	-11.55	-25.0	-45.00	328.00	Vertical	Horizontal	Pass
2544.800	12.01	6.84	-25.0	37.01	171.00	Vertical	Horizontal	N/A
2645.600	-33.14	9.08	-25.0	-8.14	38.00	Vertical	Horizontal	N/A
7954.250	-36.46	18.55	-25.0	-11.46	224.00	Vertical	Horizontal	Pass
13402.313	-39.03	16.96	-25.0	-14.03	361.00	Vertical	Horizontal	Pass
19991.699	-41.18	12.95	-25.0	-16.18	224.00	Vertical	Horizontal	Pass

27 n66

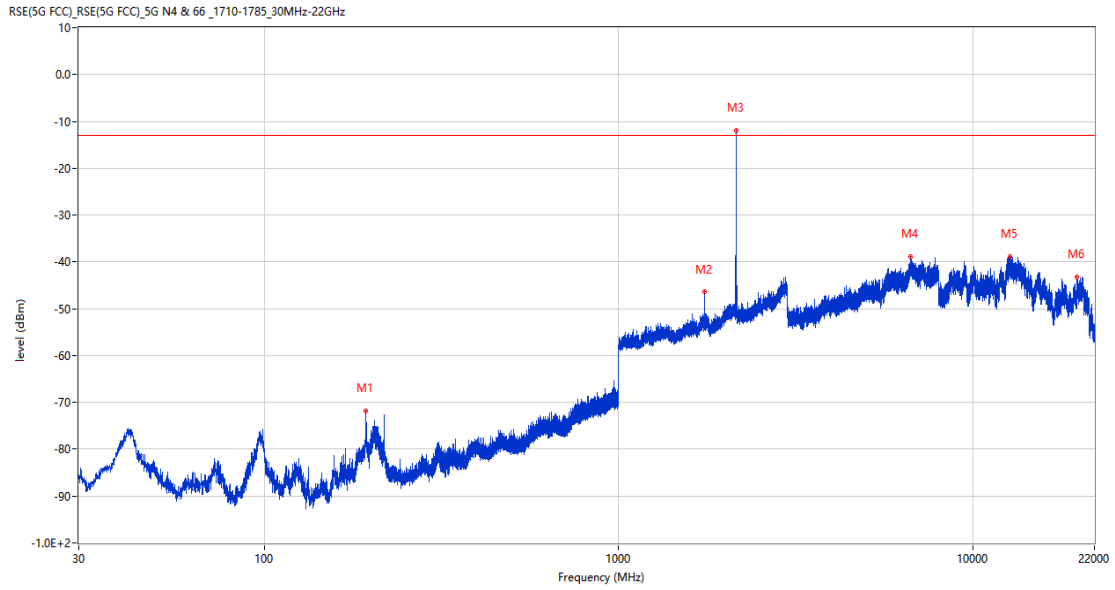
27.1 n66 BW5, QPSK, Middle Channel

RSE-H&H n66 BW5 CH429000



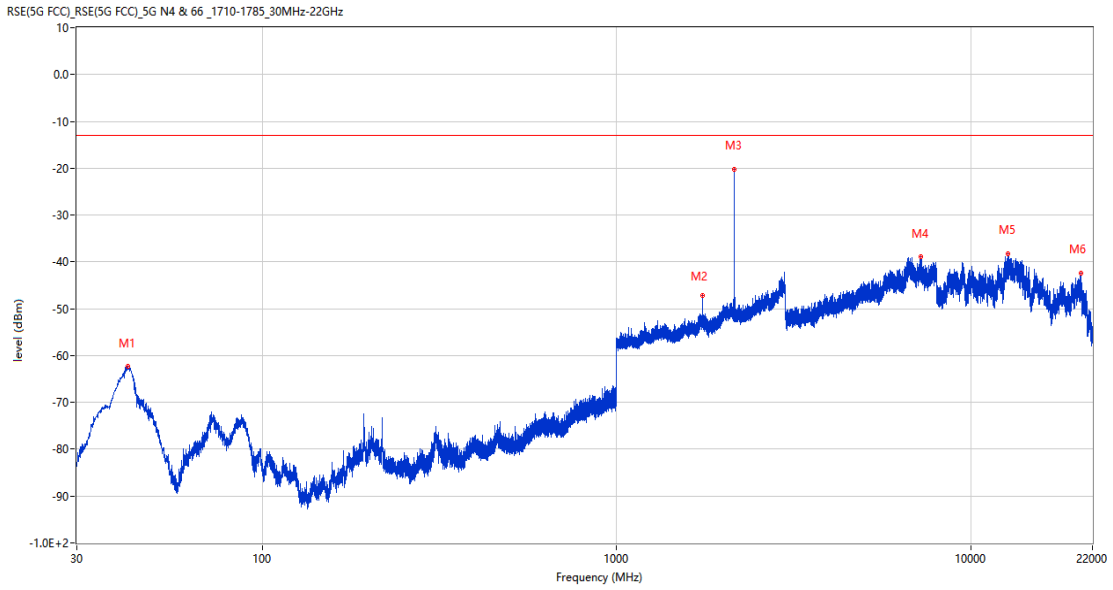
Frequency (MHz)	Result (dBm)	Factor (dB)	PK Limit (dBm)	Over Limit (dB)	Table (o)	ANT	EUT	Verdict
193.784	-67.69	-16.03	-13.0	-54.69	125.00	Horizontal	Horizontal	Pass
1745.500	-45.61	2.05	-13.0	-32.61	348.00	Horizontal	Horizontal	N/A
2146.200	-13.63	3.43	-13.0	-0.63	183.00	Horizontal	Horizontal	N/A
6642.500	-38.30	15.11	-13.0	-25.30	170.00	Horizontal	Horizontal	Pass
13382.700	-38.30	16.29	-13.0	-25.30	298.00	Horizontal	Horizontal	Pass
20045.011	-43.05	11.00	-13.0	-30.05	298.00	Horizontal	Horizontal	Pass

RSE-H&V n66 BW5 CH429000



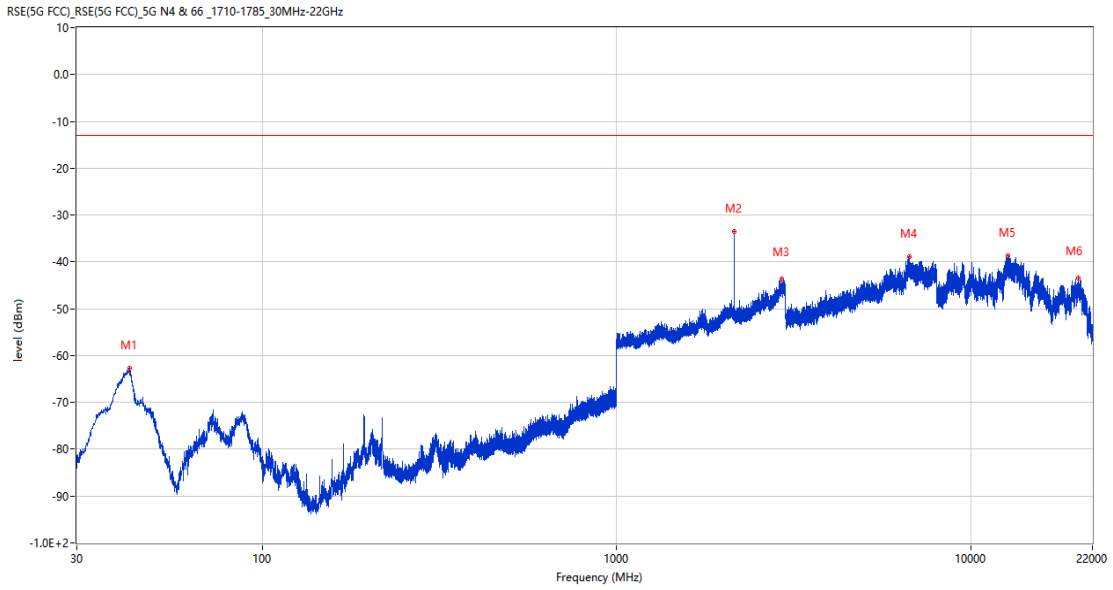
Frequency (MHz)	Result (dBm)	Factor (dB)	PK Limit (dBm)	Over Limit (dB)	Table (o)	ANT	EUT	Verdict
193.736	-71.78	-16.04	-13.0	-58.78	103.00	Horizontal	Vertical	Pass
1745.200	-46.34	2.05	-13.0	-33.34	155.00	Horizontal	Vertical	N/A
2144.700	-12.00	3.57	-13.0	1.00	283.00	Horizontal	Vertical	N/A
6662.000	-38.85	14.81	-13.0	-25.85	211.00	Horizontal	Vertical	Pass
12698.700	-38.86	16.52	-13.0	-25.86	208.00	Horizontal	Vertical	Pass
19672.238	-43.30	10.80	-13.0	-30.30	100.00	Horizontal	Vertical	Pass

RSE-V&V n66 BW5 CH429000



Frequency (MHz)	Result (dBm)	Factor (dB)	PK Limit (dBm)	Over Limit (dB)	Table (o)	ANT	EUT	Verdict
41.688	-62.28	-18.55	-13.0	-49.28	136.00	Vertical	Vertical	Pass
1745.400	-47.21	2.05	-13.0	-34.21	113.00	Vertical	Vertical	N/A
2146.700	-20.15	3.30	-13.0	-7.15	206.00	Vertical	Vertical	N/A
7200.000	-38.98	14.80	-13.0	-25.98	115.00	Vertical	Vertical	Pass
12698.700	-38.34	16.52	-13.0	-25.34	319.00	Vertical	Vertical	Pass
20455.713	-42.45	11.21	-13.0	-29.45	363.00	Vertical	Vertical	Pass

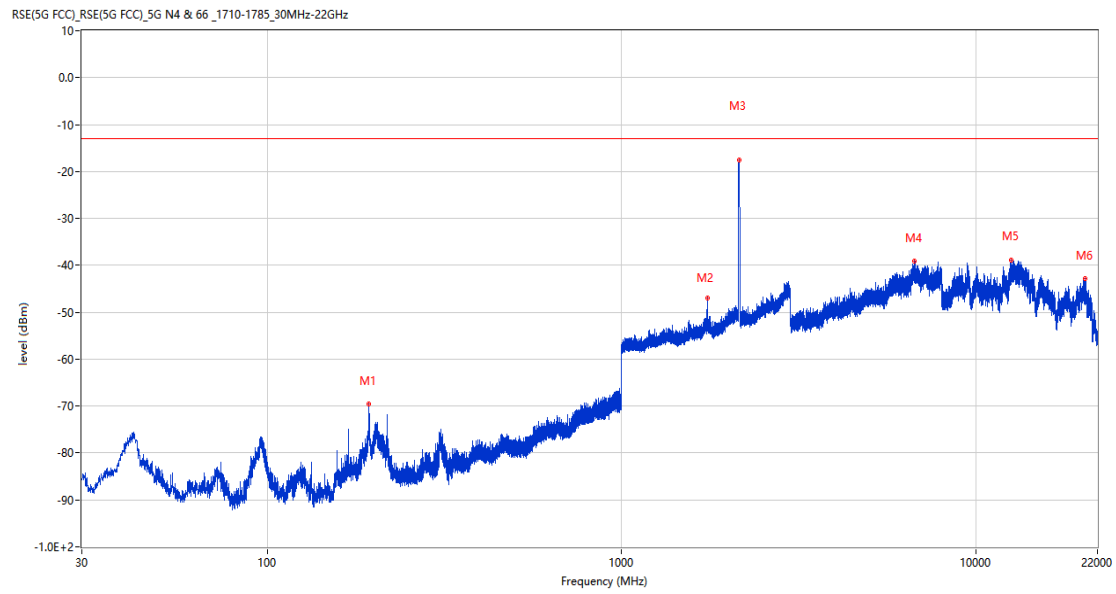
RSE-V&H n66 BW5 CH429000



Frequency (MHz)	Result (dBm)	Factor (dB)	PK Limit (dBm)	Over Limit (dB)	Table (o)	ANT	EUT	Verdict
42.173	-62.68	-18.41	-13.0	-49.68	13.00	Vertical	Horizontal	Pass
2144.000	-33.58	3.65	-13.0	-20.58	168.00	Vertical	Horizontal	N/A
2915.600	-43.55	11.38	-13.0	-30.55	292.00	Vertical	Horizontal	Pass
6692.500	-38.83	14.87	-13.0	-25.83	308.00	Vertical	Horizontal	Pass
12694.425	-38.78	16.44	-13.0	-25.78	203.00	Vertical	Horizontal	Pass
20026.974	-43.40	10.99	-13.0	-30.40	39.00	Vertical	Horizontal	Pass

27.2 n66 BW15, QPSK, Middle Channel

RSE-H&H n66 BW15 CH429000



Frequency (MHz)	Result (dBm)	Factor (dB)	PK Limit (dBm)	Over Limit (dB)	Table (o)	ANT	EUT	Verdict
193.833	-69.52	-16.03	-13.0	-56.52	108.00	Horizontal	Horizontal	Pass
1747.000	-47.05	2.05	-13.0	-34.05	13.00	Horizontal	Horizontal	N/A
2143.800	-17.62	3.68	-13.0	-4.62	195.00	Horizontal	Horizontal	N/A
6699.750	-39.17	15.36	-13.0	-26.17	183.00	Horizontal	Horizontal	Pass
12598.713	-38.98	15.20	-13.0	-25.98	1.00	Horizontal	Horizontal	Pass
20346.100	-42.91	11.16	-13.0	-29.91	176.00	Horizontal	Horizontal	Pass