

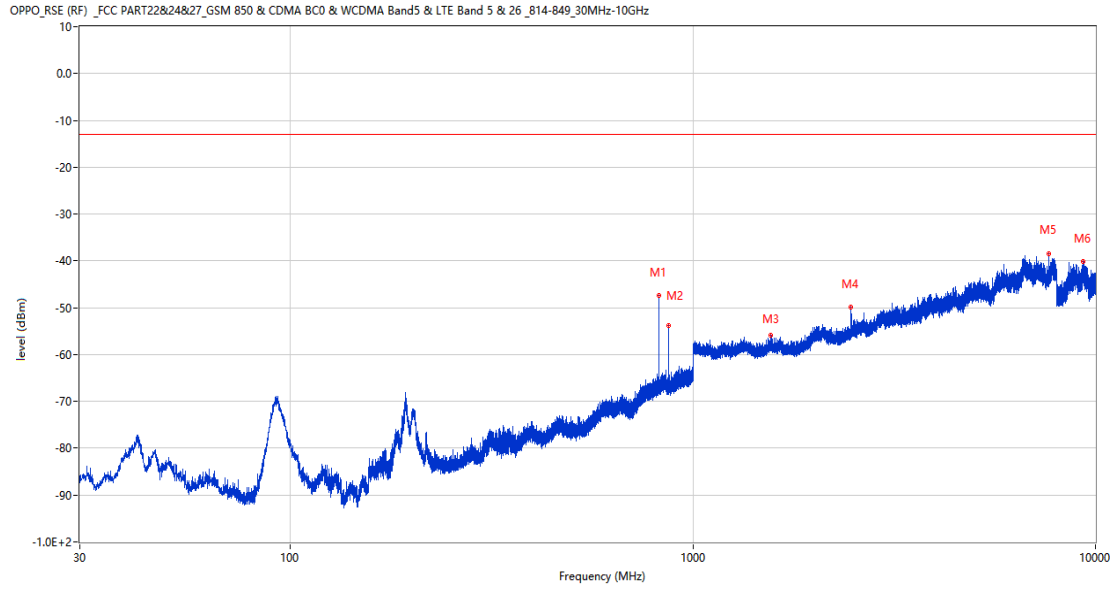
A.7 Field Strength of Spurious Radiation

GSM

1 GSM 850

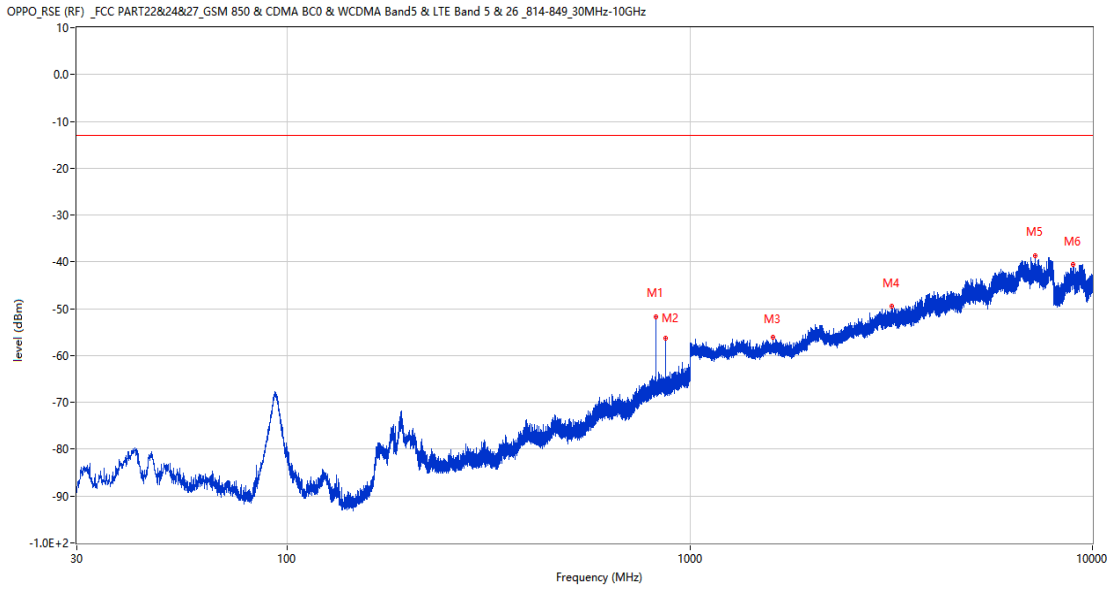
1.1 GSM 850 Low Channel

RSE-H&H GSM 850 CH128



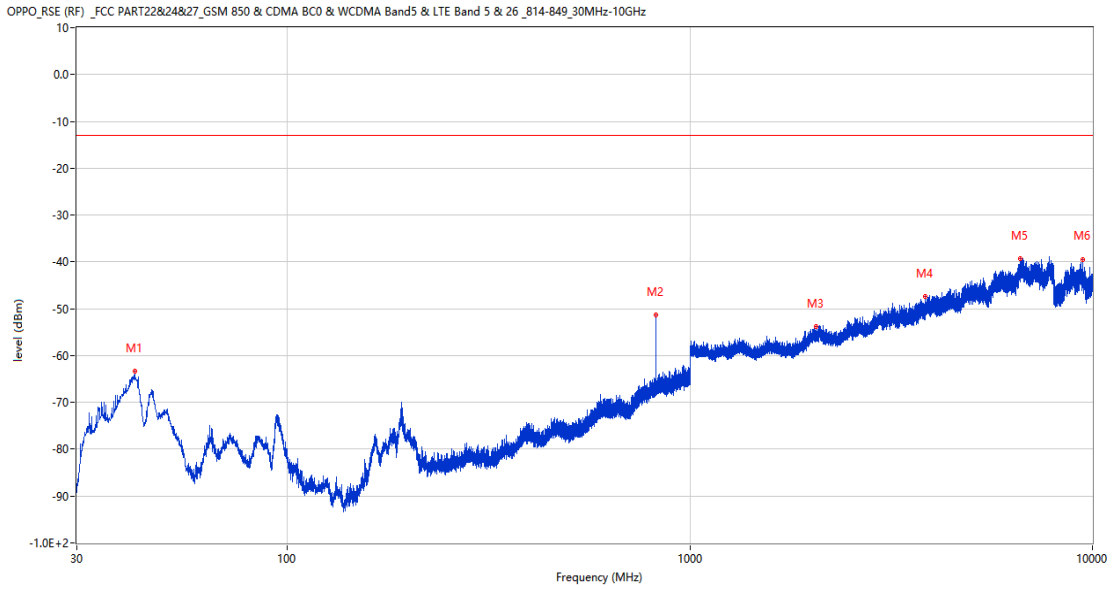
Frequency (MHz)	Result (dBm)	Factor (dB)	PK Limit (dBm)	Over Limit (dB)	Table (o)	ANT	EUT	Verdict
824.284	-47.37	4.28	-13.0	-34.37	345.00	Horizontal	Horizontal	N/A
869.196	-53.76	4.19	-13.0	-40.76	118.00	Horizontal	Horizontal	N/A
1563.300	-55.89	-3.86	-13.0	-42.89	173.00	Horizontal	Horizontal	Pass
2473.300	-49.91	-0.32	-13.0	-36.91	136.00	Horizontal	Horizontal	Pass
7655.500	-38.54	13.44	-13.0	-25.54	103.00	Horizontal	Horizontal	Pass
9301.401	-40.19	15.32	-13.0	-27.19	39.00	Horizontal	Horizontal	Pass

RSE-H&V GSM 850 CH128



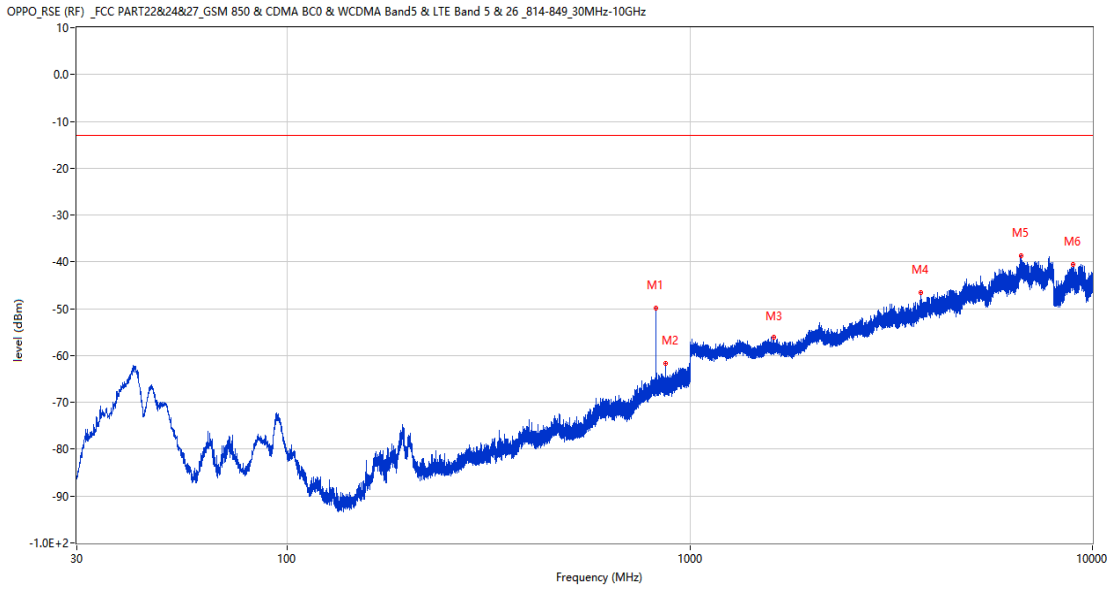
Frequency (MHz)	Result (dBm)	Factor (dB)	PK Limit (dBm)	Over Limit (dB)	Table (o)	ANT	EUT	Verdict
824.284	-51.65	4.28	-13.0	-38.65	343.00	Horizontal	Vertical	N/A
869.244	-56.34	4.20	-13.0	-43.34	85.00	Horizontal	Vertical	N/A
1611.200	-56.01	-4.02	-13.0	-43.01	9.00	Horizontal	Vertical	Pass
3174.250	-49.42	5.80	-13.0	-36.42	65.00	Horizontal	Vertical	Pass
7198.750	-38.74	14.70	-13.0	-25.74	100.00	Horizontal	Vertical	Pass
8955.800	-40.48	13.56	-13.0	-27.48	16.00	Horizontal	Vertical	Pass

RSE-V&V GSM 850 CH128



Frequency (MHz)	Result (dBm)	Factor (dB)	PK Limit (dBm)	Over Limit (dB)	Table (o)	ANT	EUT	Verdict
41.785	-63.41	-17.75	-13.0	-50.41	304.00	Vertical	Vertical	Pass
824.284	-51.38	4.28	-13.0	-38.38	196.00	Vertical	Vertical	N/A
2062.600	-53.83	-1.12	-13.0	-40.83	102.00	Vertical	Vertical	Pass
3836.750	-47.30	7.83	-13.0	-34.30	308.00	Vertical	Vertical	Pass
6615.000	-39.25	14.48	-13.0	-26.25	279.00	Vertical	Vertical	Pass
9454.000	-39.60	14.10	-13.0	-26.60	33.00	Vertical	Vertical	Pass

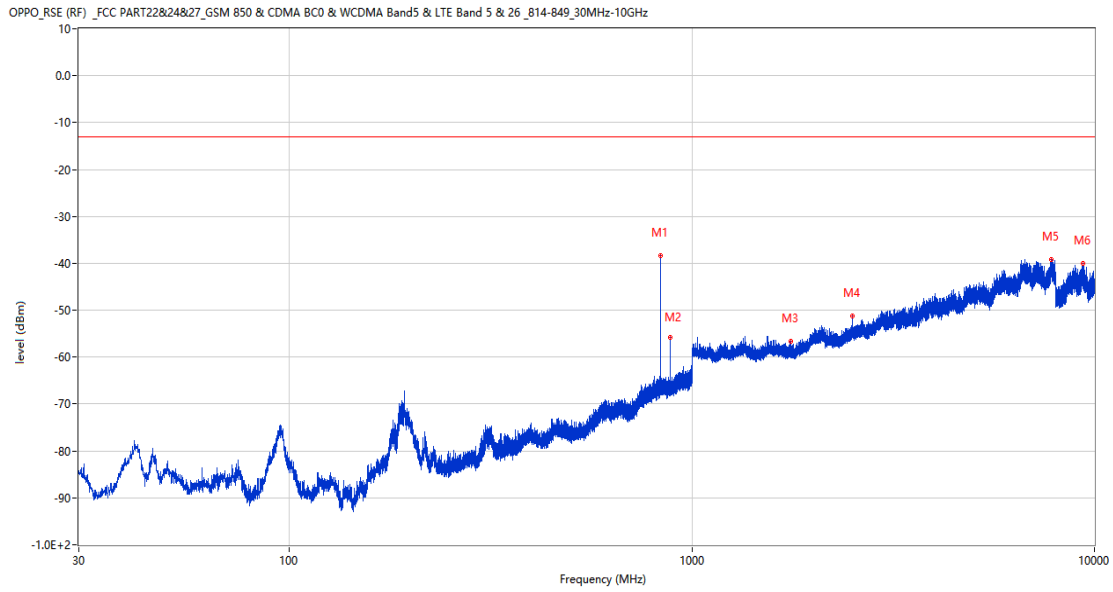
RSE-V&H GSM 850 CH128



Frequency (MHz)	Result (dBm)	Factor (dB)	PK Limit (dBm)	Over Limit (dB)	Table (o)	ANT	EUT	Verdict
824.284	-49.86	4.28	-13.0	-36.86	342.00	Vertical	Horizontal	N/A
869.244	-61.70	4.20	-13.0	-48.70	158.00	Vertical	Horizontal	N/A
1617.900	-56.04	-4.20	-13.0	-43.04	256.00	Vertical	Horizontal	Pass
3756.250	-46.62	8.41	-13.0	-33.62	261.00	Vertical	Horizontal	Pass
6665.500	-38.78	14.69	-13.0	-25.78	196.00	Vertical	Horizontal	Pass
8946.800	-40.49	13.59	-13.0	-27.49	281.00	Vertical	Horizontal	Pass

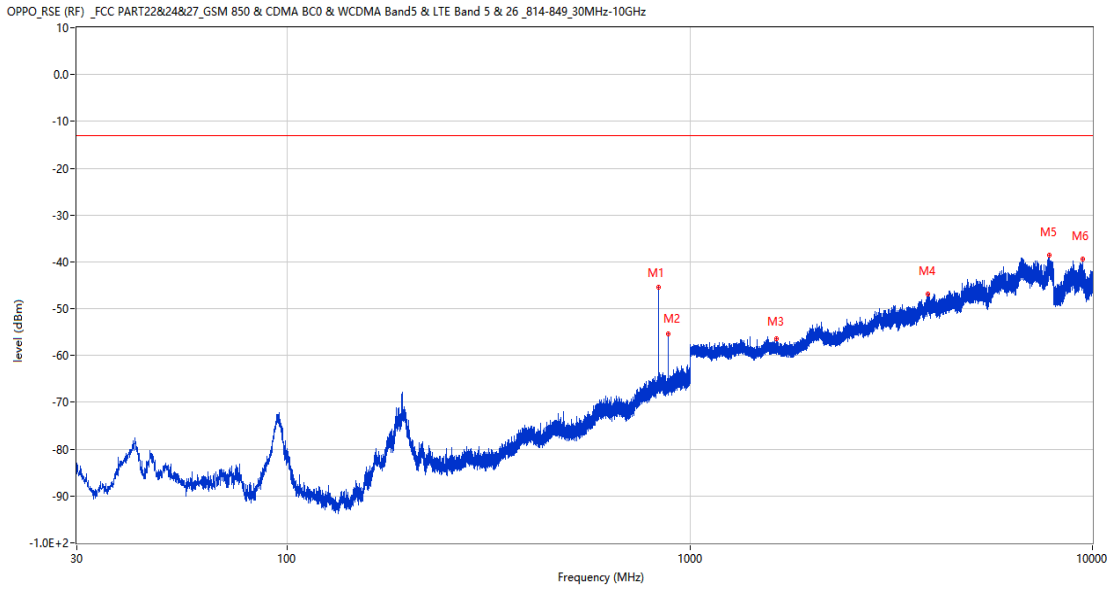
1.2 GSM 850 Middle Channel

RSE-H&H GSM 850 CH190



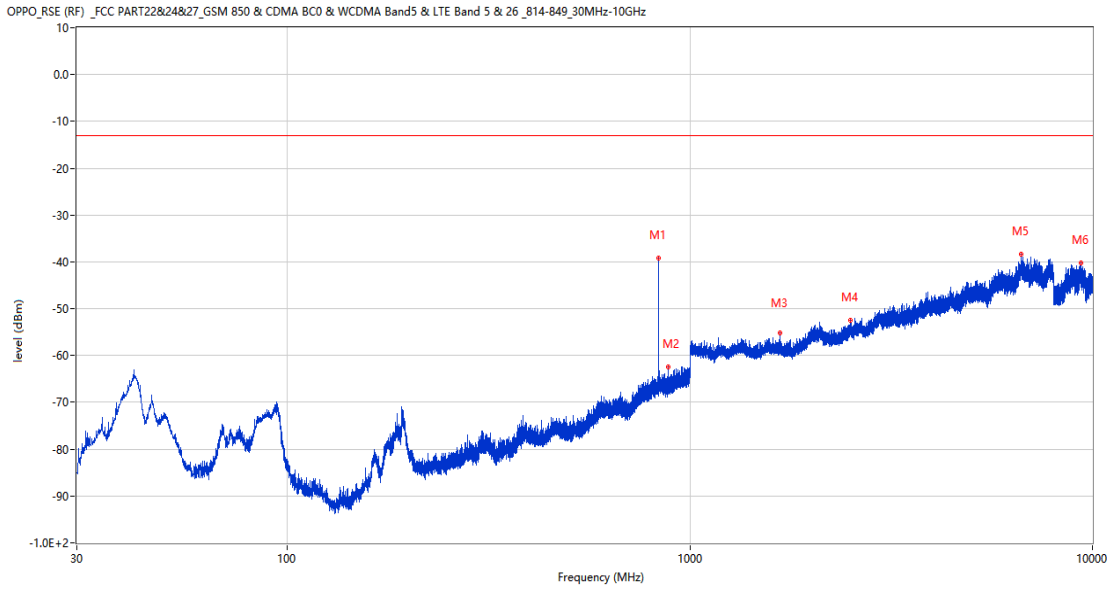
Frequency (MHz)	Result (dBm)	Factor (dB)	PK Limit (dBm)	Over Limit (dB)	Table (o)	ANT	EUT	Verdict
836.555	-38.42	4.77	-13.0	-25.42	163.00	Horizontal	Horizontal	N/A
881.612	-55.73	4.17	-13.0	-42.73	129.00	Horizontal	Horizontal	N/A
1761.500	-56.69	-4.64	-13.0	-43.69	351.00	Horizontal	Horizontal	Pass
2510.500	-51.31	0.59	-13.0	-38.31	148.00	Horizontal	Horizontal	Pass
7814.750	-39.29	16.36	-13.0	-26.29	292.00	Horizontal	Horizontal	Pass
9369.500	-40.08	14.27	-13.0	-27.08	0.00	Horizontal	Horizontal	Pass

RSE-H&V GSM 850 CH190



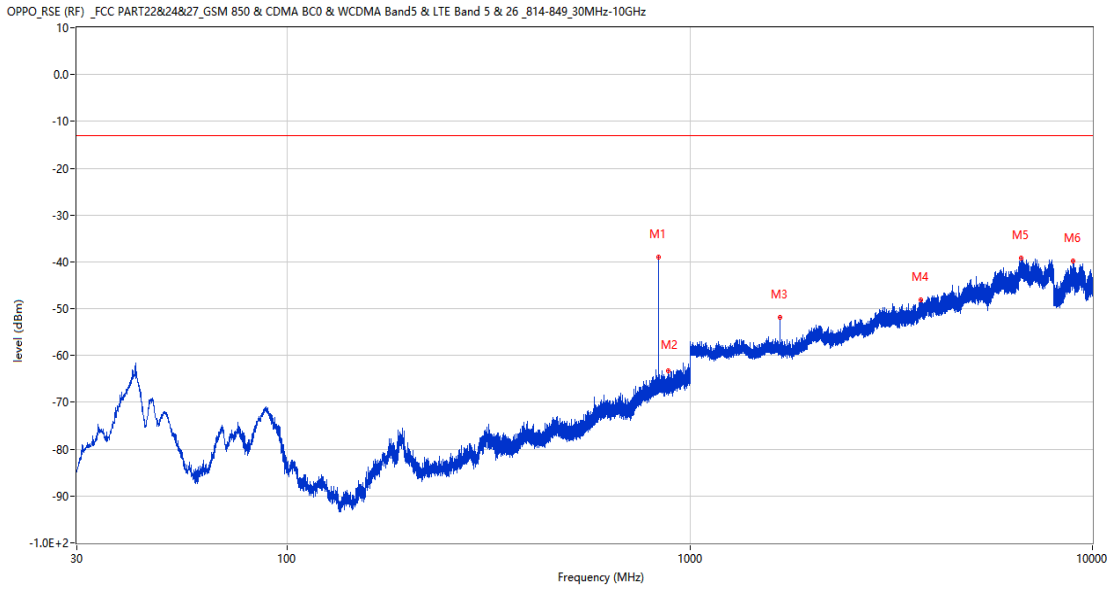
Frequency (MHz)	Result (dBm)	Factor (dB)	PK Limit (dBm)	Over Limit (dB)	Table (o)	ANT	EUT	Verdict
836.555	-45.46	4.77	-13.0	-32.46	88.00	Horizontal	Vertical	N/A
881.660	-55.29	4.17	-13.0	-42.29	94.00	Horizontal	Vertical	N/A
1641.200	-56.47	-4.02	-13.0	-43.47	177.00	Horizontal	Vertical	Pass
3894.250	-46.92	9.13	-13.0	-33.92	36.00	Horizontal	Vertical	Pass
7811.250	-38.46	16.33	-13.0	-25.46	126.00	Horizontal	Vertical	Pass
9447.099	-39.45	14.18	-13.0	-26.45	56.00	Horizontal	Vertical	Pass

RSE-V&V GSM 850 CH190



Frequency (MHz)	Result (dBm)	Factor (dB)	PK Limit (dBm)	Over Limit (dB)	Table (o)	ANT	EUT	Verdict
836.652	-39.13	4.78	-13.0	-26.13	79.00	Vertical	Vertical	N/A
881.708	-62.46	4.17	-13.0	-49.46	204.00	Vertical	Vertical	N/A
1674.000	-55.23	-4.51	-13.0	-42.23	295.00	Vertical	Vertical	Pass
2509.900	-52.41	0.52	-13.0	-39.41	175.00	Vertical	Vertical	Pass
6643.500	-38.46	15.14	-13.0	-25.46	44.00	Vertical	Vertical	Pass
9348.500	-40.29	14.82	-13.0	-27.29	94.00	Vertical	Vertical	Pass

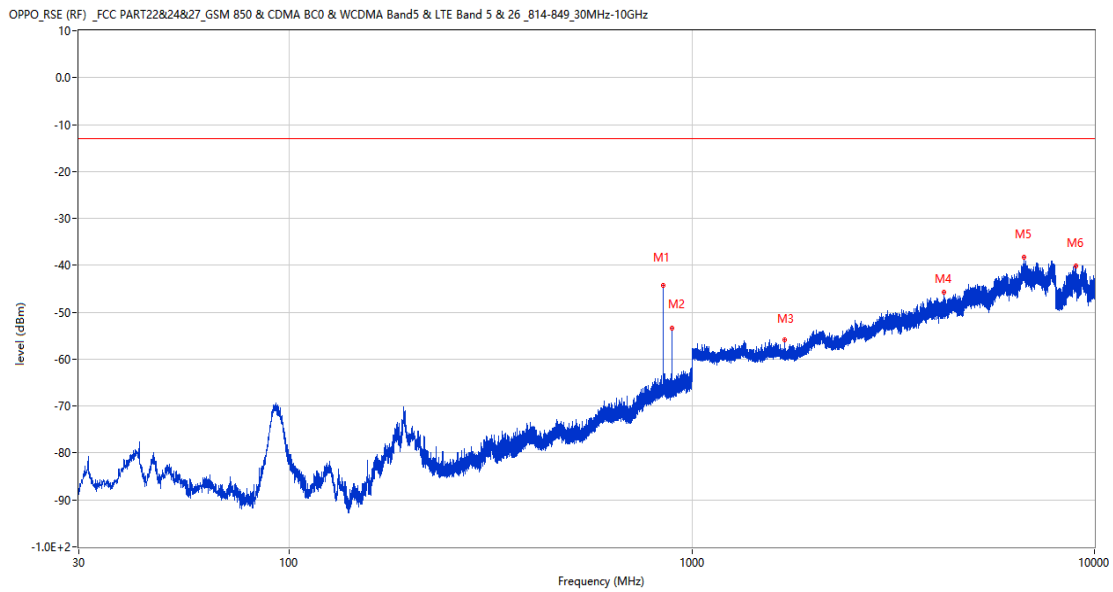
RSE-V&H GSM 850 CH190



Frequency (MHz)	Result (dBm)	Factor (dB)	PK Limit (dBm)	Over Limit (dB)	Table (o)	ANT	EUT	Verdict
836.604	-39.06	4.78	-13.0	-26.06	323.00	Vertical	Horizontal	N/A
881.660	-63.16	4.17	-13.0	-50.16	210.00	Vertical	Horizontal	N/A
1674.000	-51.81	-4.51	-13.0	-38.81	310.00	Vertical	Horizontal	Pass
3752.500	-48.12	8.07	-13.0	-35.12	351.00	Vertical	Horizontal	Pass
6665.000	-39.17	14.69	-13.0	-26.17	130.00	Vertical	Horizontal	Pass
8945.000	-39.78	13.60	-13.0	-26.78	258.00	Vertical	Horizontal	Pass

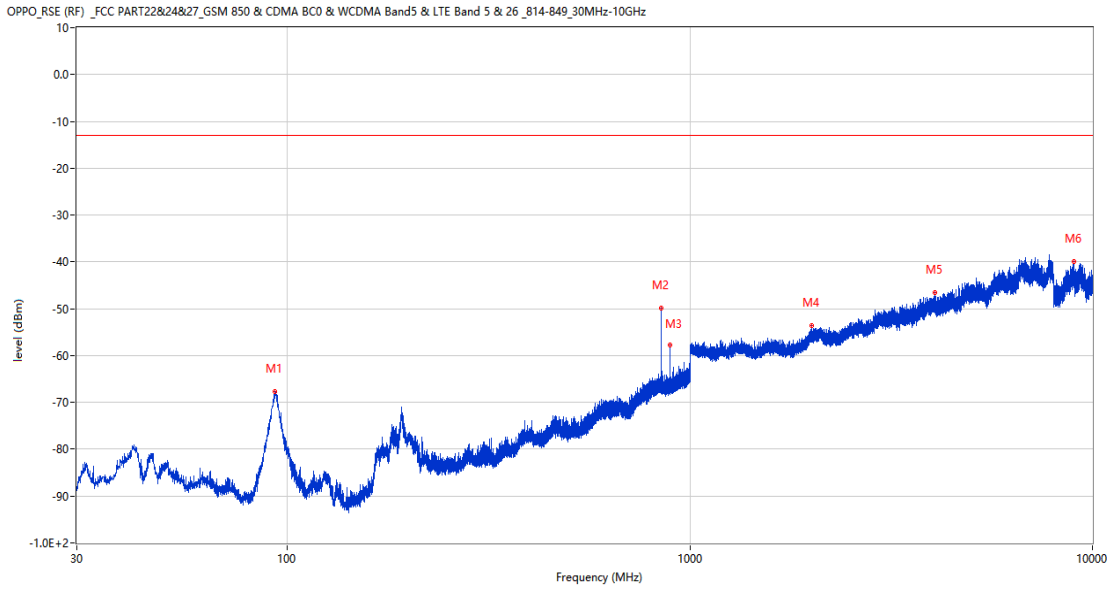
1.3 GSM 850 High Channel

RSE-H&H GSM 850 CH251



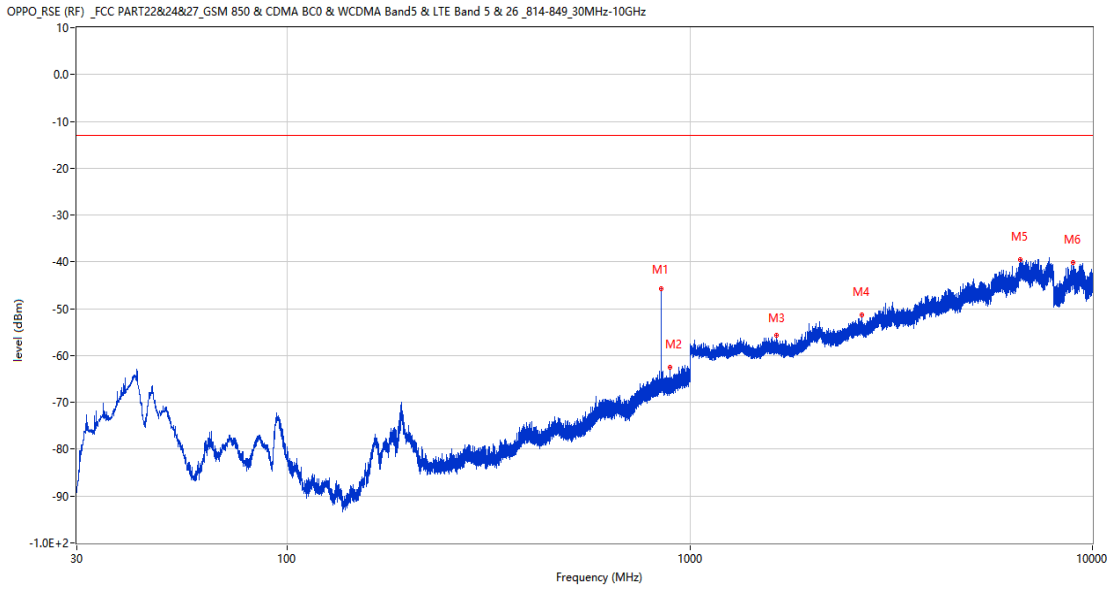
Frequency (MHz)	Result (dBm)	Factor (dB)	PK Limit (dBm)	Over Limit (dB)	Table (o)	ANT	EUT	Verdict
848.777	-44.24	4.87	-13.0	-31.24	133.00	Horizontal	Horizontal	N/A
893.785	-53.34	4.56	-13.0	-40.34	110.00	Horizontal	Horizontal	N/A
1697.600	-55.92	-4.50	-13.0	-42.92	259.00	Horizontal	Horizontal	Pass
4229.750	-45.73	8.59	-13.0	-32.73	117.00	Horizontal	Horizontal	Pass
6677.000	-38.24	14.55	-13.0	-25.24	288.00	Horizontal	Horizontal	Pass
8991.100	-40.20	13.58	-13.0	-27.20	128.00	Horizontal	Horizontal	Pass

RSE-H&V GSM 850 CH251



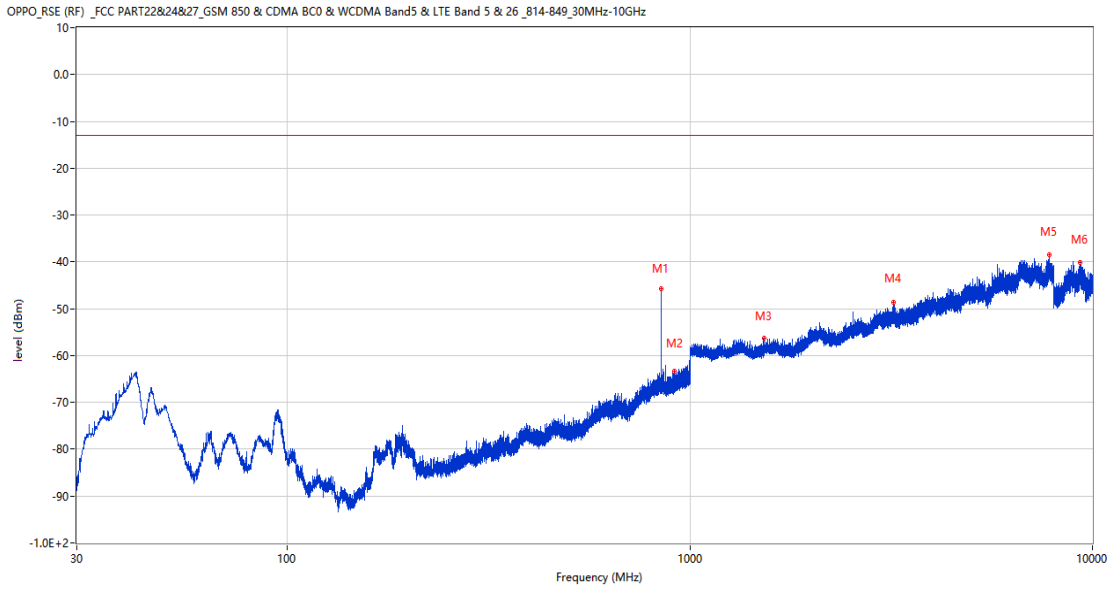
Frequency (MHz)	Result (dBm)	Factor (dB)	PK Limit (dBm)	Over Limit (dB)	Table (o)	ANT	EUT	Verdict
93.293	-67.63	-18.69	-13.0	-54.63	10.00	Horizontal	Vertical	Pass
848.777	-49.87	4.87	-13.0	-36.87	0.00	Horizontal	Vertical	N/A
893.833	-57.71	4.56	-13.0	-44.71	273.00	Horizontal	Vertical	N/A
2003.500	-53.60	-1.45	-13.0	-40.60	71.00	Horizontal	Vertical	Pass
4068.250	-46.64	8.93	-13.0	-33.64	177.00	Horizontal	Vertical	Pass
8989.700	-39.95	13.58	-13.0	-26.95	33.00	Horizontal	Vertical	Pass

RSE-V&V GSM 850 CH251



Frequency (MHz)	Result (dBm)	Factor (dB)	PK Limit (dBm)	Over Limit (dB)	Table (o)	ANT	EUT	Verdict
848.874	-45.72	4.87	-13.0	-32.72	22.00	Vertical	Vertical	N/A
893.785	-62.44	4.56	-13.0	-49.44	360.00	Vertical	Vertical	N/A
1640.300	-55.65	-4.08	-13.0	-42.65	197.00	Vertical	Vertical	Pass
2672.400	-51.35	1.62	-13.0	-38.35	270.00	Vertical	Vertical	Pass
6633.250	-39.47	14.93	-13.0	-26.47	106.00	Vertical	Vertical	Pass
8954.299	-40.19	13.56	-13.0	-27.19	353.00	Vertical	Vertical	Pass

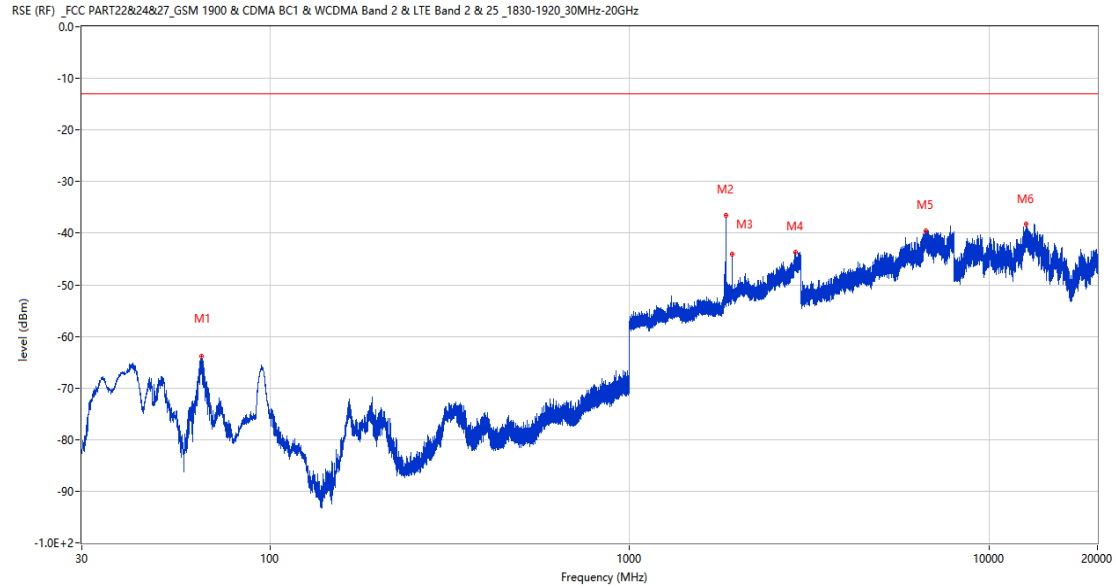
RSE-V&H GSM 850 CH251



Frequency (MHz)	Result (dBm)	Factor (dB)	PK Limit (dBm)	Over Limit (dB)	Table (o)	ANT	EUT	Verdict
848.729	-45.78	4.87	-13.0	-32.78	330.00	Vertical	Horizontal	N/A
914.106	-63.32	5.16	-13.0	-50.32	307.00	Vertical	Horizontal	Pass
1528.800	-56.34	-4.50	-13.0	-43.34	170.00	Vertical	Horizontal	Pass
3210.250	-48.60	5.83	-13.0	-35.60	344.00	Vertical	Horizontal	Pass
7815.250	-38.47	16.33	-13.0	-25.47	111.00	Vertical	Horizontal	Pass
9314.600	-40.14	15.18	-13.0	-27.14	49.00	Vertical	Horizontal	Pass

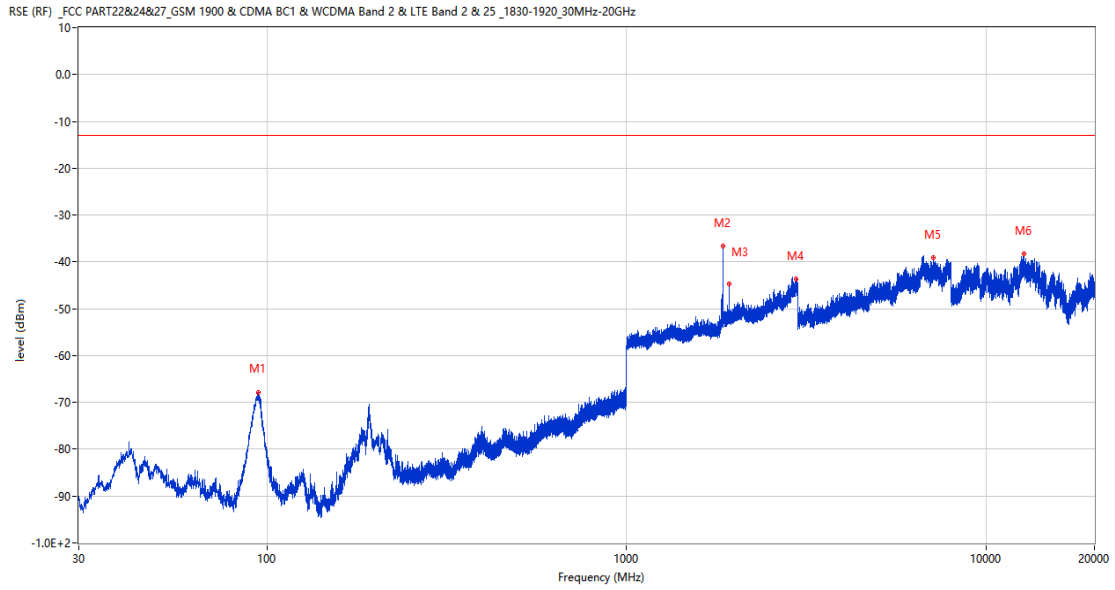
2 GSM 1900
2.1 GSM 1900 Low Channel

RSE-H&H GSM 1900 CH512



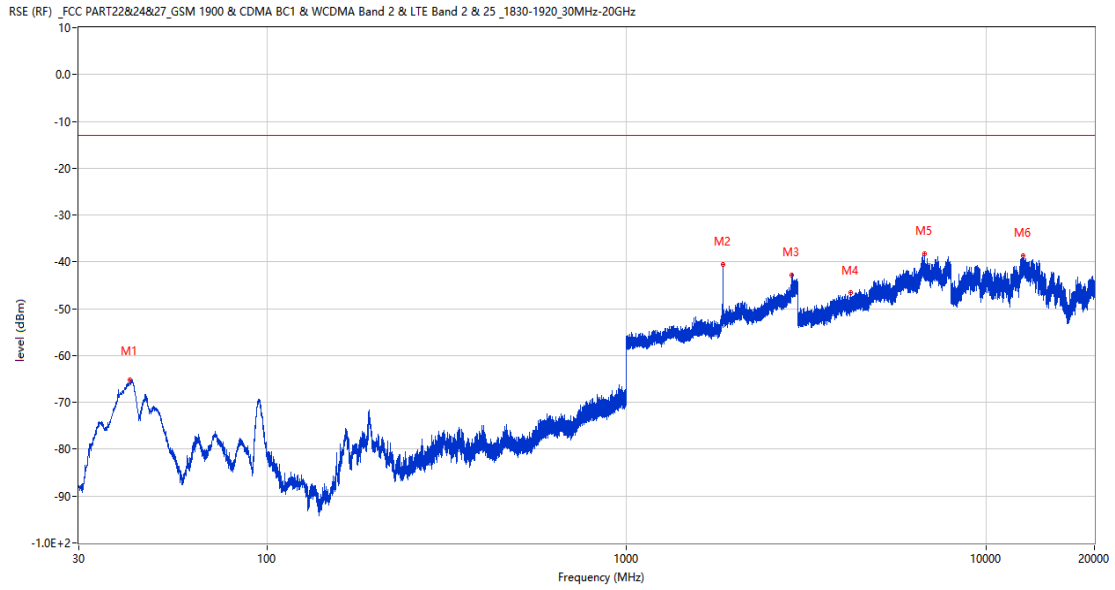
Frequency (MHz)	Result (dBm)	Factor (dB)	PK Limit (dBm)	Over Limit (dB)	Table (o)	ANT	EUT	Verdict
64.580	-63.93	-17.56	-13.0	-50.93	286.00	Horizontal	Horizontal	Pass
1851.000	-36.62	2.45	-13.0	-23.62	167.00	Horizontal	Horizontal	N/A
1931.200	-44.03	3.33	-13.0	-31.03	191.00	Horizontal	Horizontal	N/A
2889.000	-43.73	11.81	-13.0	-30.73	94.00	Horizontal	Horizontal	Pass
6648.750	-39.46	15.20	-13.0	-26.46	62.00	Horizontal	Horizontal	Pass
12654.287	-38.31	15.74	-13.0	-25.31	149.00	Horizontal	Horizontal	Pass

RSE-H&V GSM 1900 CH512



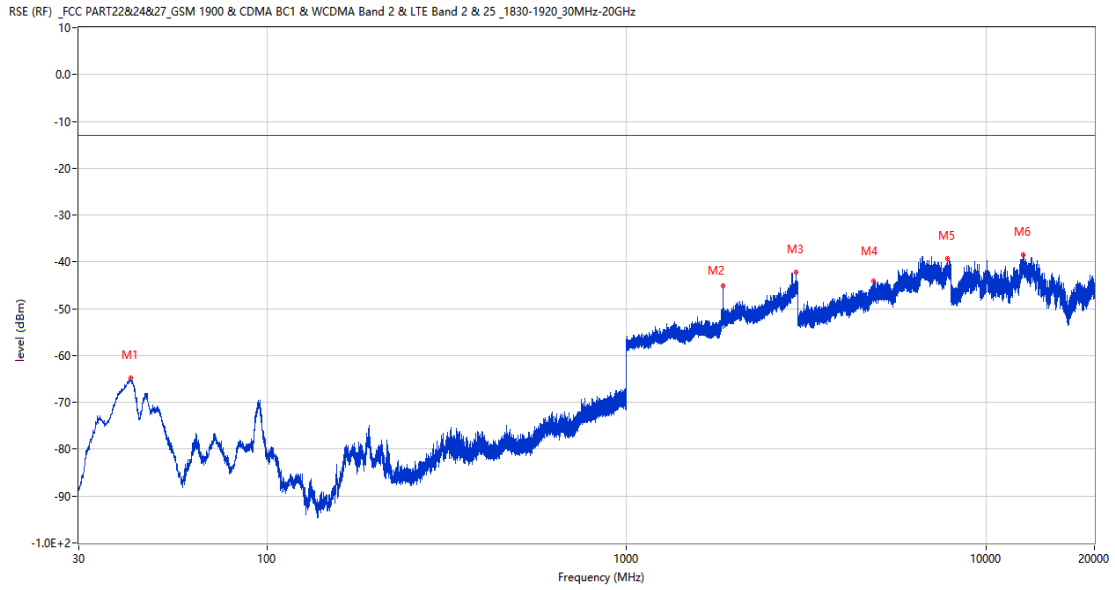
Frequency (MHz)	Result (dBm)	Factor (dB)	PK Limit (dBm)	Over Limit (dB)	Table (o)	ANT	EUT	Verdict
94.553	-67.81	-19.56	-13.0	-54.81	196.00	Horizontal	Vertical	Pass
1851.000	-36.66	2.45	-13.0	-23.66	153.00	Horizontal	Vertical	N/A
1930.900	-44.70	3.33	-13.0	-31.70	190.00	Horizontal	Vertical	N/A
2963.100	-43.75	11.88	-13.0	-30.75	196.00	Horizontal	Vertical	Pass
7120.250	-39.13	13.79	-13.0	-26.13	267.00	Horizontal	Vertical	Pass
12709.862	-38.28	16.43	-13.0	-25.28	75.00	Horizontal	Vertical	Pass

RSE-V&V GSM 1900 CH512



Frequency (MHz)	Result (dBm)	Factor (dB)	PK Limit (dBm)	Over Limit (dB)	Table (o)	ANT	EUT	Verdict
41.688	-65.19	-18.55	-13.0	-52.19	303.00	Vertical	Vertical	Pass
1850.700	-40.59	2.44	-13.0	-27.59	37.00	Vertical	Vertical	N/A
2886.600	-42.88	11.44	-13.0	-29.88	160.00	Vertical	Vertical	Pass
4192.000	-46.57	8.95	-13.0	-33.57	158.00	Vertical	Vertical	Pass
6727.750	-38.33	15.49	-13.0	-25.33	38.00	Vertical	Vertical	Pass
12699.175	-38.66	16.53	-13.0	-25.66	249.00	Vertical	Vertical	Pass

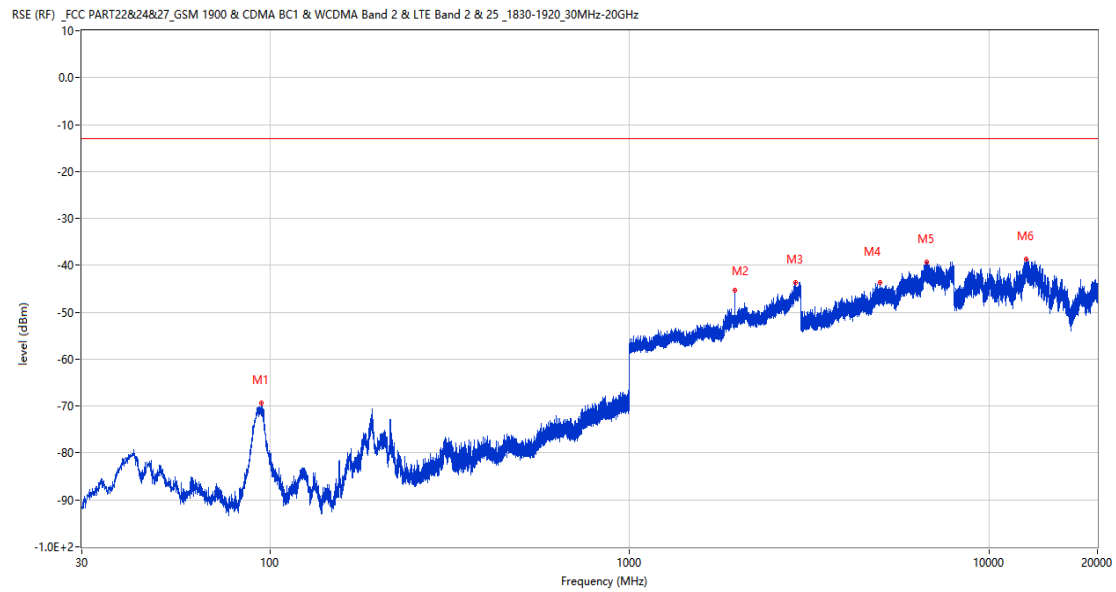
RSE-V&H GSM 1900 CH512



Frequency (MHz)	Result (dBm)	Factor (dB)	PK Limit (dBm)	Over Limit (dB)	Table (o)	ANT	EUT	Verdict
41.834	-64.77	-18.52	-13.0	-51.77	297.00	Vertical	Horizontal	Pass
1850.900	-45.16	2.44	-13.0	-32.16	298.00	Vertical	Horizontal	N/A
2967.000	-42.30	11.92	-13.0	-29.30	187.00	Vertical	Horizontal	Pass
4873.000	-44.16	10.29	-13.0	-31.16	359.00	Vertical	Horizontal	Pass
7791.500	-39.22	15.68	-13.0	-26.22	284.00	Vertical	Horizontal	Pass
12661.175	-38.46	15.86	-13.0	-25.46	278.00	Vertical	Horizontal	Pass

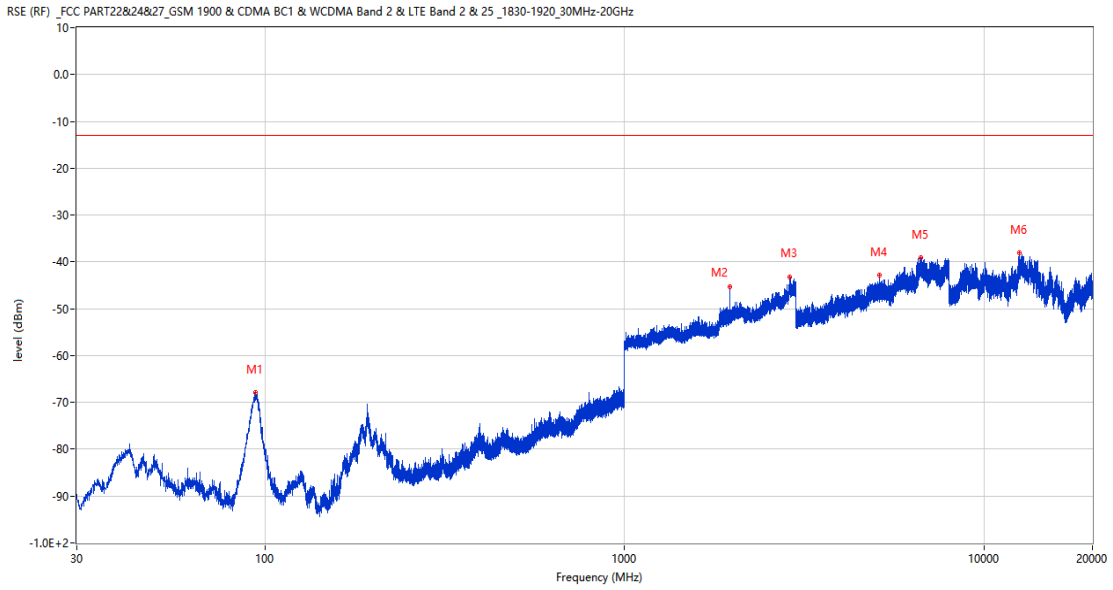
2.2 GSM 1900 Middle Channel

RSE-H&H GSM 1900 CH661



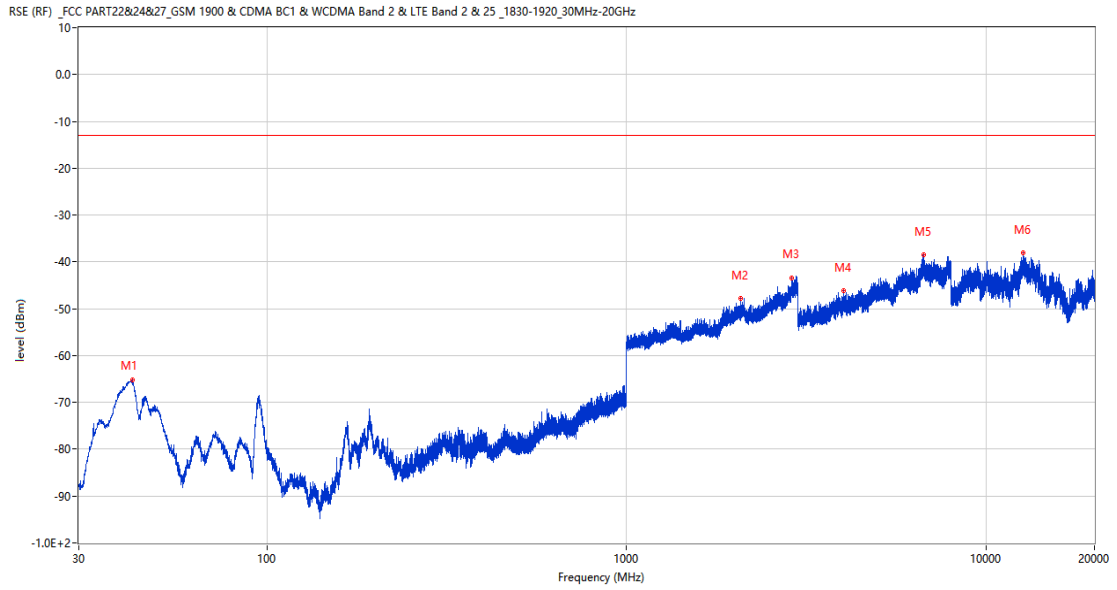
Frequency (MHz)	Result (dBm)	Factor (dB)	PK Limit (dBm)	Over Limit (dB)	Table (o)	ANT	EUT	Verdict
94.941	-69.38	-19.59	-13.0	-56.38	39.00	Horizontal	Horizontal	Pass
1960.700	-45.41	2.80	-13.0	-32.41	189.00	Horizontal	Horizontal	N/A
2891.000	-43.72	12.06	-13.0	-30.72	360.00	Horizontal	Horizontal	Pass
4972.750	-43.63	11.00	-13.0	-30.63	316.00	Horizontal	Horizontal	Pass
6705.750	-39.31	15.47	-13.0	-26.31	252.00	Horizontal	Horizontal	Pass
12693.713	-38.69	16.43	-13.0	-25.69	344.00	Horizontal	Horizontal	Pass

RSE-H&V GSM 1900 CH661



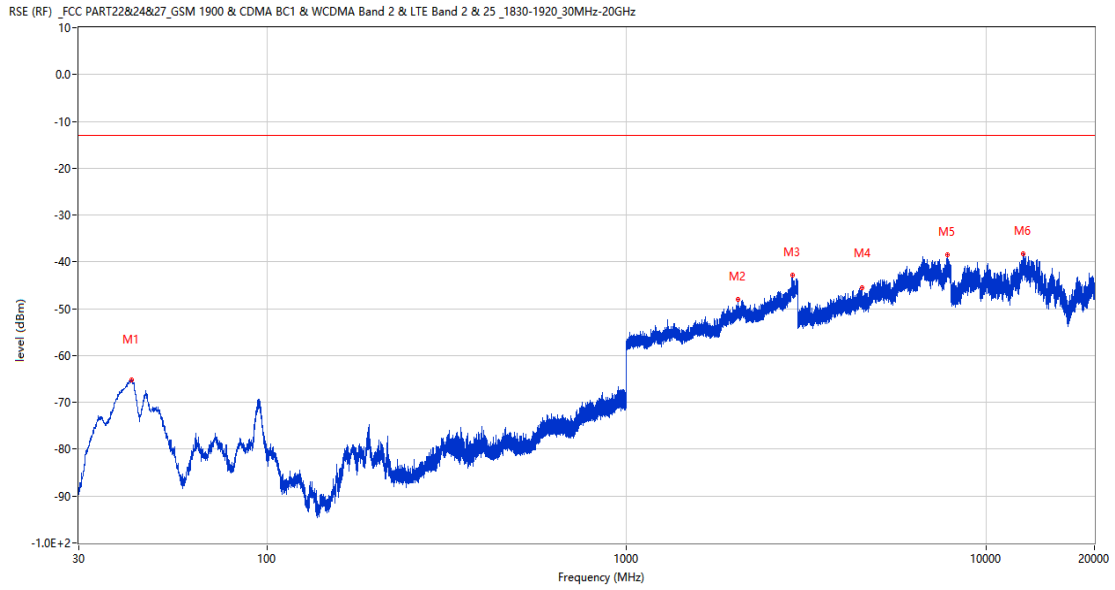
Frequency (MHz)	Result (dBm)	Factor (dB)	PK Limit (dBm)	Over Limit (dB)	Table (o)	ANT	EUT	Verdict
94.020	-67.89	-19.67	-13.0	-54.89	190.00	Horizontal	Vertical	Pass
1960.800	-45.29	2.80	-13.0	-32.29	192.00	Horizontal	Vertical	N/A
2884.500	-43.28	10.94	-13.0	-30.28	285.00	Horizontal	Vertical	Pass
5117.500	-42.87	10.93	-13.0	-29.87	330.00	Horizontal	Vertical	Pass
6669.500	-39.00	14.64	-13.0	-26.00	360.00	Horizontal	Vertical	Pass
12497.299	-38.14	15.57	-13.0	-25.14	246.00	Horizontal	Vertical	Pass

RSE-V&V GSM 1900 CH661



Frequency (MHz)	Result (dBm)	Factor (dB)	PK Limit (dBm)	Over Limit (dB)	Table (o)	ANT	EUT	Verdict
42.222	-65.21	-18.40	-13.0	-52.21	268.00	Vertical	Vertical	Pass
2078.900	-47.78	4.14	-13.0	-34.78	78.00	Vertical	Vertical	Pass
2885.800	-43.35	11.18	-13.0	-30.35	219.00	Vertical	Vertical	Pass
4015.750	-46.11	9.15	-13.0	-33.11	41.00	Vertical	Vertical	Pass
6712.750	-38.51	15.67	-13.0	-25.51	237.00	Vertical	Vertical	Pass
12673.287	-38.03	16.08	-13.0	-25.03	187.00	Vertical	Vertical	Pass

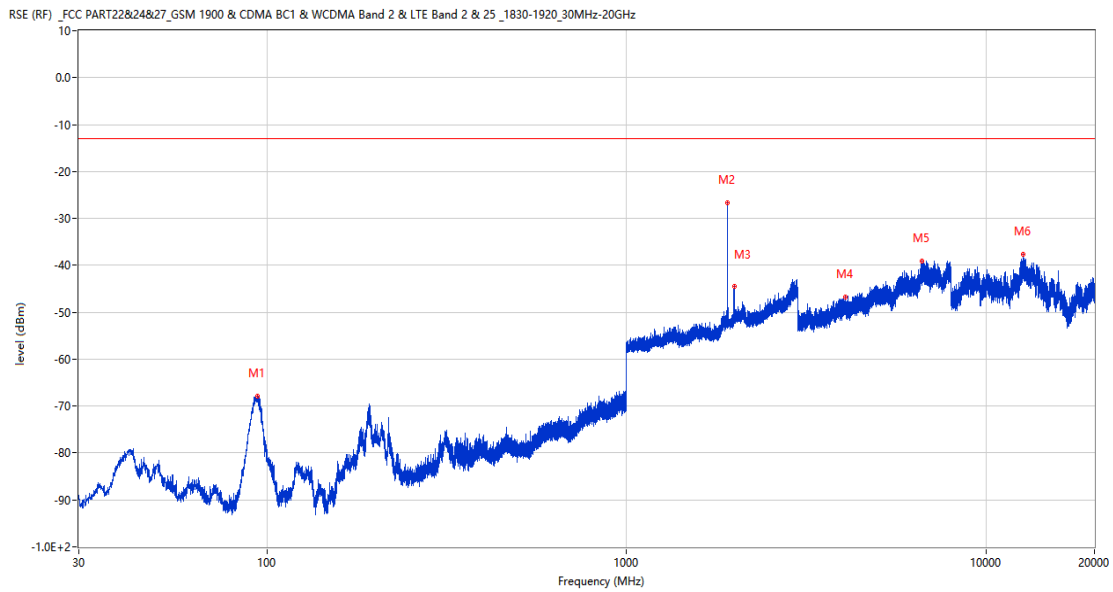
RSE-V&H GSM 1900 CH661



Frequency (MHz)	Result (dBm)	Factor (dB)	PK Limit (dBm)	Over Limit (dB)	Table (o)	ANT	EUT	Verdict
42.125	-65.10	-18.43	-13.0	-52.10	280.00	Vertical	Horizontal	Pass
2047.200	-48.09	3.91	-13.0	-35.09	116.00	Vertical	Horizontal	Pass
2890.000	-42.92	12.03	-13.0	-29.92	300.00	Vertical	Horizontal	Pass
4528.500	-45.54	10.13	-13.0	-32.54	171.00	Vertical	Horizontal	Pass
7808.000	-38.56	16.04	-13.0	-25.56	1.00	Vertical	Horizontal	Pass
12667.588	-38.35	15.98	-13.0	-25.35	327.00	Vertical	Horizontal	Pass

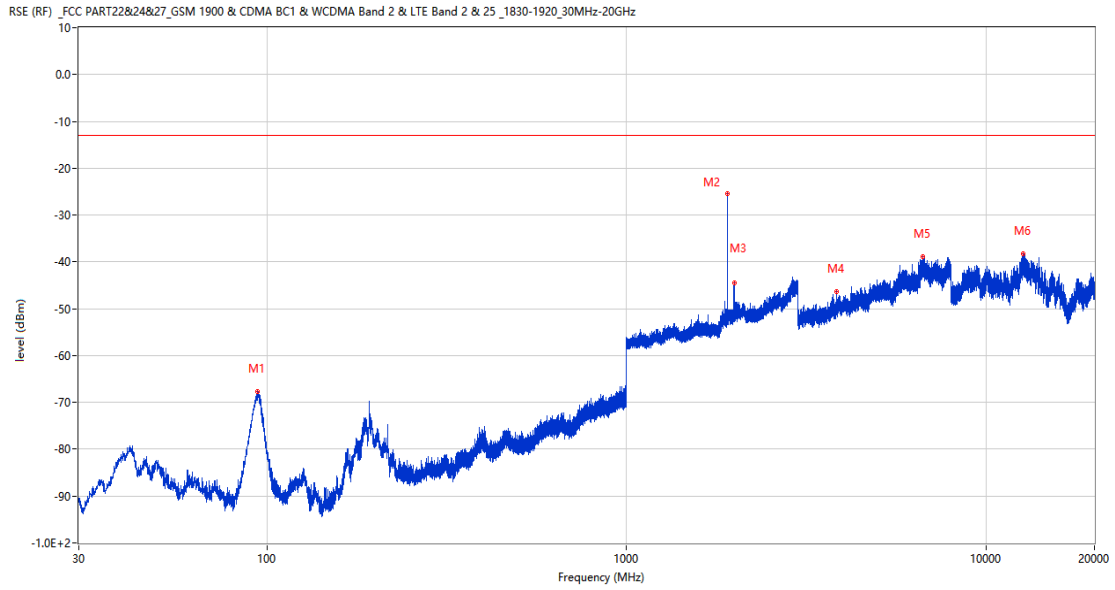
2.3 GSM 1900 High Channel

RSE-H&H GSM 1900 CH810



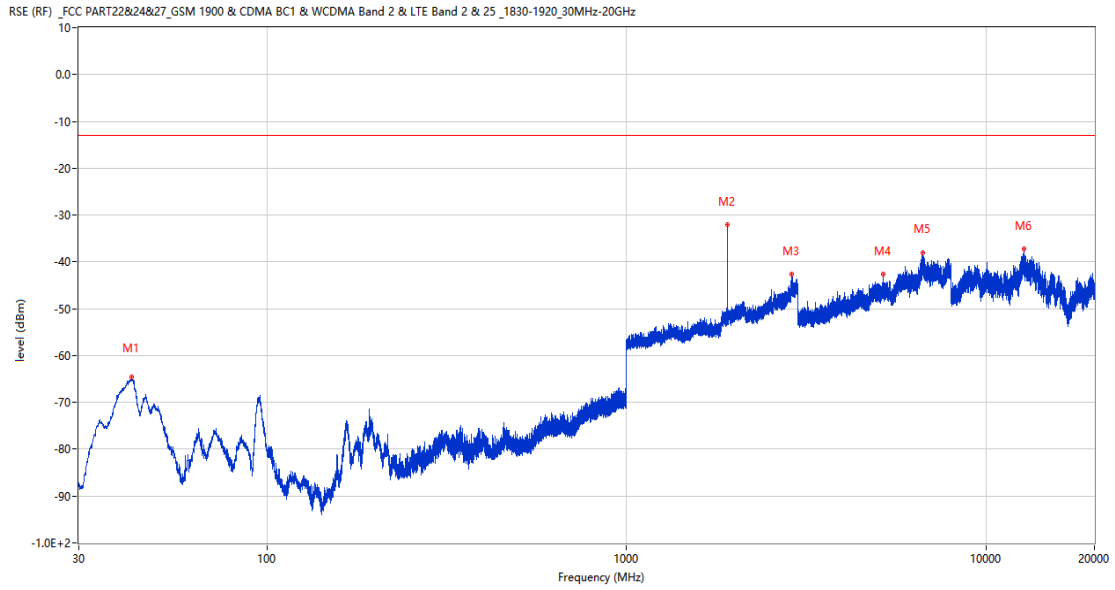
Frequency (MHz)	Result (dBm)	Factor (dB)	PK Limit (dBm)	Over Limit (dB)	Table (o)	ANT	EUT	Verdict
94.408	-67.94	-19.56	-13.0	-54.94	220.00	Horizontal	Horizontal	Pass
1910.400	-26.76	3.14	-13.0	-13.76	174.00	Horizontal	Horizontal	N/A
1990.800	-44.54	2.94	-13.0	-31.54	199.00	Horizontal	Horizontal	N/A
4063.250	-46.83	9.21	-13.0	-33.83	42.00	Horizontal	Horizontal	Pass
6642.500	-39.06	15.11	-13.0	-26.06	298.00	Horizontal	Horizontal	Pass
12659.037	-37.68	15.83	-13.0	-24.68	307.00	Horizontal	Horizontal	Pass1

RSE-H&V GSM 1900 CH810



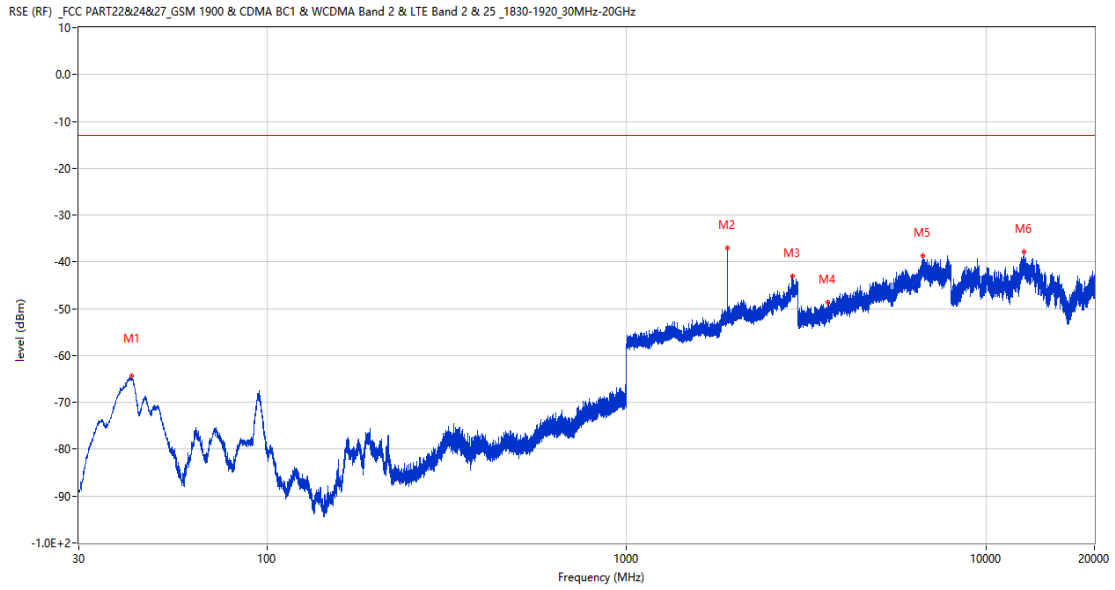
Frequency (MHz)	Result (dBm)	Factor (dB)	PK Limit (dBm)	Over Limit (dB)	Table (o)	ANT	EUT	Verdict
94.359	-67.71	-19.58	-13.0	-54.71	210.00	Horizontal	Vertical	Pass
1910.500	-25.47	3.14	-13.0	-12.47	163.00	Horizontal	Vertical	N/A
1990.800	-44.57	2.94	-13.0	-31.57	310.00	Horizontal	Vertical	N/A
3846.500	-46.27	8.49	-13.0	-33.27	105.00	Horizontal	Vertical	Pass
6656.750	-38.96	15.00	-13.0	-25.96	192.00	Horizontal	Vertical	Pass
12698.937	-38.30	16.52	-13.0	-25.30	46.00	Horizontal	Vertical	Pass

RSE-V&V GSM 1900 CH810



Frequency (MHz)	Result (dBm)	Factor (dB)	PK Limit (dBm)	Over Limit (dB)	Table (o)	ANT	EUT	Verdict
42.077	-64.59	-18.45	-13.0	-51.59	333.00	Vertical	Vertical	Pass
1910.700	-32.15	3.14	-13.0	-19.15	81.00	Vertical	Vertical	N/A
2887.100	-42.72	11.60	-13.0	-29.72	284.00	Vertical	Vertical	Pass
5179.000	-42.65	10.67	-13.0	-29.65	159.00	Vertical	Vertical	Pass
6660.000	-37.96	14.83	-13.0	-24.96	116.00	Vertical	Vertical	Pass
12711.999	-37.21	16.41	-13.0	-24.21	62.00	Vertical	Vertical	Pass

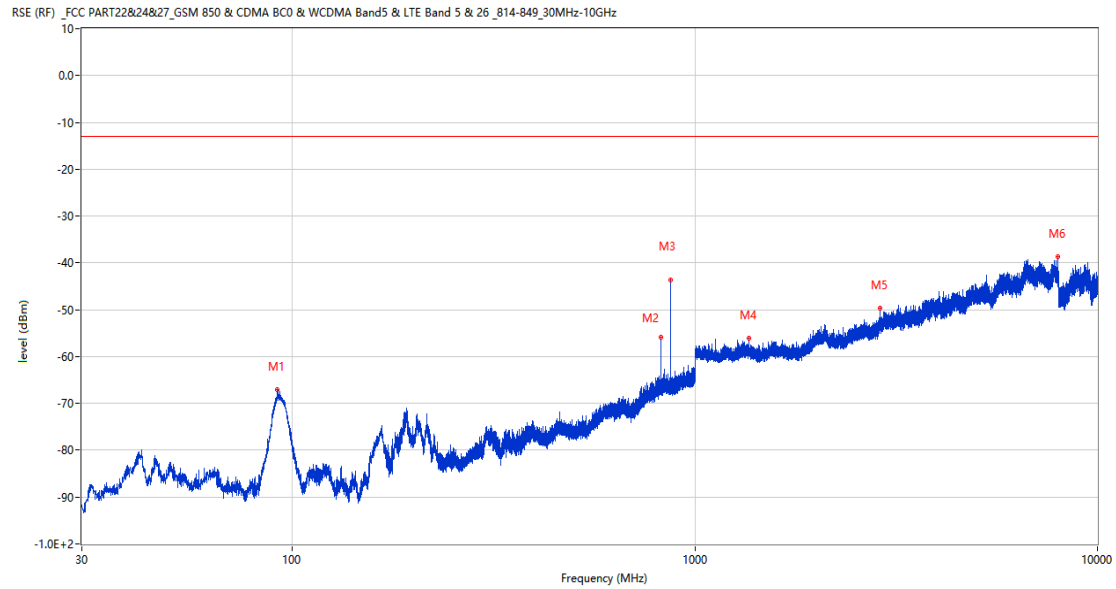
RSE-V&H GSM 1900 CH810



Frequency (MHz)	Result (dBm)	Factor (dB)	PK Limit (dBm)	Over Limit (dB)	Table (o)	ANT	EUT	Verdict
42.077	-64.30	-18.45	-13.0	-51.30	179.00	Vertical	Horizontal	Pass
1910.500	-37.05	3.14	-13.0	-24.05	250.00	Vertical	Horizontal	N/A
2889.600	-43.10	11.94	-13.0	-30.10	23.00	Vertical	Horizontal	Pass
3622.500	-48.64	7.63	-13.0	-35.64	232.00	Vertical	Horizontal	Pass
6666.500	-38.62	14.70	-13.0	-25.62	350.00	Vertical	Horizontal	Pass
12711.999	-37.93	16.41	-13.0	-24.93	203.00	Vertical	Horizontal	Pass

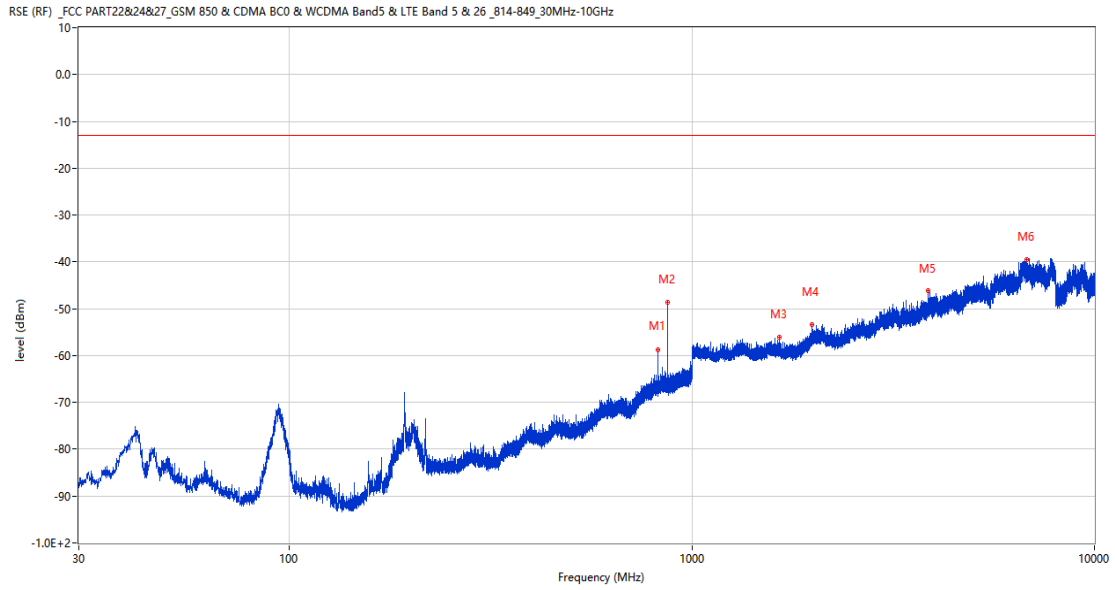
EGPRS
 3 EGPRS 850
 3.1 EGPRS 850 Low Channel

RSE-H&H EGPRS 850 CH128



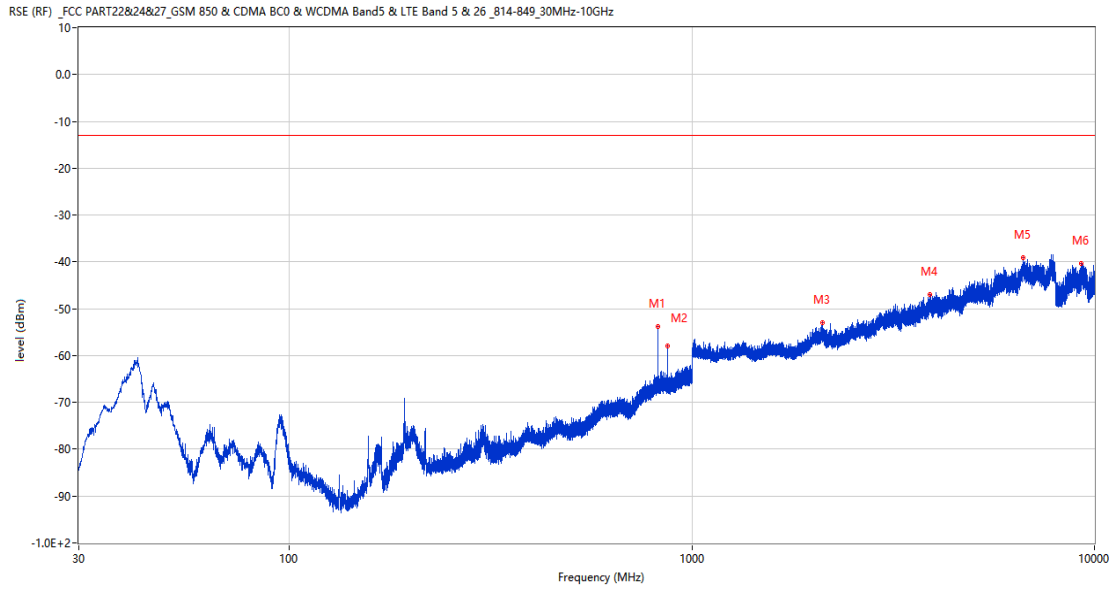
Frequency (MHz)	Result (dBm)	Factor (dB)	PK Limit (dBm)	Over Limit (dB)	Table (o)	ANT	EUT	Verdict
91.789	-67.03	-18.84	-13.0	-54.03	199.00	Horizontal	Horizontal	Pass
824.284	-55.90	4.28	-13.0	-42.90	228.00	Horizontal	Horizontal	N/A
869.244	-43.62	4.20	-13.0	-30.62	187.00	Horizontal	Horizontal	N/A
1365.000	-56.06	-3.95	-13.0	-43.06	325.00	Horizontal	Horizontal	Pass
2886.300	-49.76	3.22	-13.0	-36.76	190.00	Horizontal	Horizontal	Pass
7954.000	-38.65	14.59	-13.0	-25.65	157.00	Horizontal	Horizontal	Pass

RSE-H&V EGPRS 850 CH128



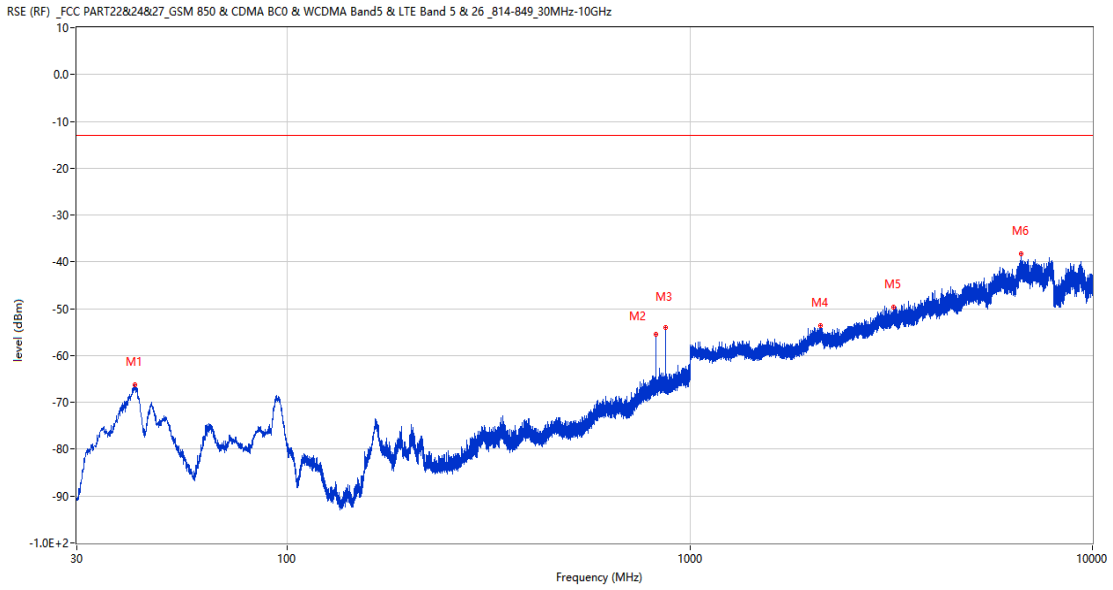
Frequency (MHz)	Result (dBm)	Factor (dB)	PK Limit (dBm)	Over Limit (dB)	Table (o)	ANT	EUT	Verdict
824.236	-58.68	4.28	-13.0	-45.68	202.00	Horizontal	Vertical	Pass
869.196	-48.59	4.19	-13.0	-35.59	181.00	Horizontal	Vertical	N/A
1651.600	-56.16	-4.03	-13.0	-43.16	229.00	Horizontal	Vertical	N/A
1987.400	-53.34	-2.03	-13.0	-40.34	161.00	Horizontal	Vertical	Pass
3863.250	-46.17	8.80	-13.0	-33.17	94.00	Horizontal	Vertical	Pass
6799.750	-39.60	14.50	-13.0	-26.60	110.00	Horizontal	Vertical	Pass

RSE-V&V EGPRS 850 CH128



Frequency (MHz)	Result (dBm)	Factor (dB)	PK Limit (dBm)	Over Limit (dB)	Table (o)	ANT	EUT	Verdict
824.188	-53.85	4.28	-13.0	-40.85	5.00	Vertical	Vertical	N/A
869.196	-58.04	4.19	-13.0	-45.04	266.00	Vertical	Vertical	N/A
2110.700	-52.97	-0.45	-13.0	-39.97	7.00	Vertical	Vertical	Pass
3905.250	-46.91	9.21	-13.0	-33.91	361.00	Vertical	Vertical	Pass
6644.000	-39.08	15.12	-13.0	-26.08	142.00	Vertical	Vertical	Pass
9288.401	-40.44	15.13	-13.0	-27.44	361.00	Vertical	Vertical	Pass

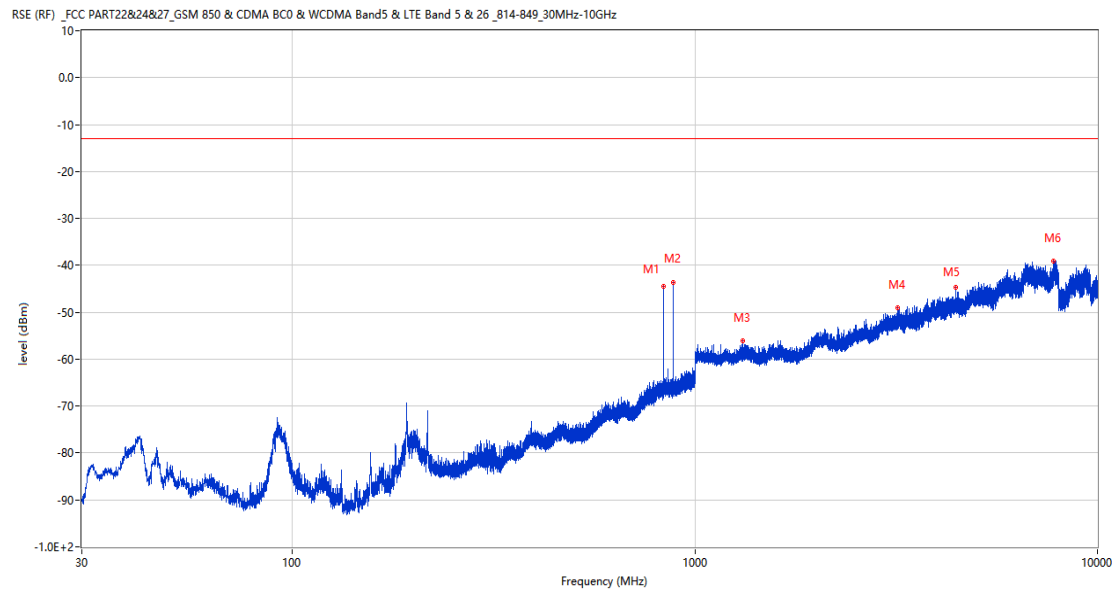
RSE-V&H EGPRS 850 CH128



Frequency (MHz)	Result (dBm)	Factor (dB)	PK Limit (dBm)	Over Limit (dB)	Table (o)	ANT	EUT	Verdict
41.883	-66.27	-17.74	-13.0	-53.27	268.00	Vertical	Horizontal	Pass
824.236	-55.43	4.28	-13.0	-42.43	321.00	Vertical	Horizontal	N/A
869.244	-54.02	4.20	-13.0	-41.02	124.00	Vertical	Horizontal	N/A
2113.000	-53.59	-0.56	-13.0	-40.59	340.00	Vertical	Horizontal	Pass
3204.000	-49.64	5.80	-13.0	-36.64	135.00	Vertical	Horizontal	Pass
6641.750	-38.33	15.02	-13.0	-25.33	36.00	Vertical	Horizontal	Pass

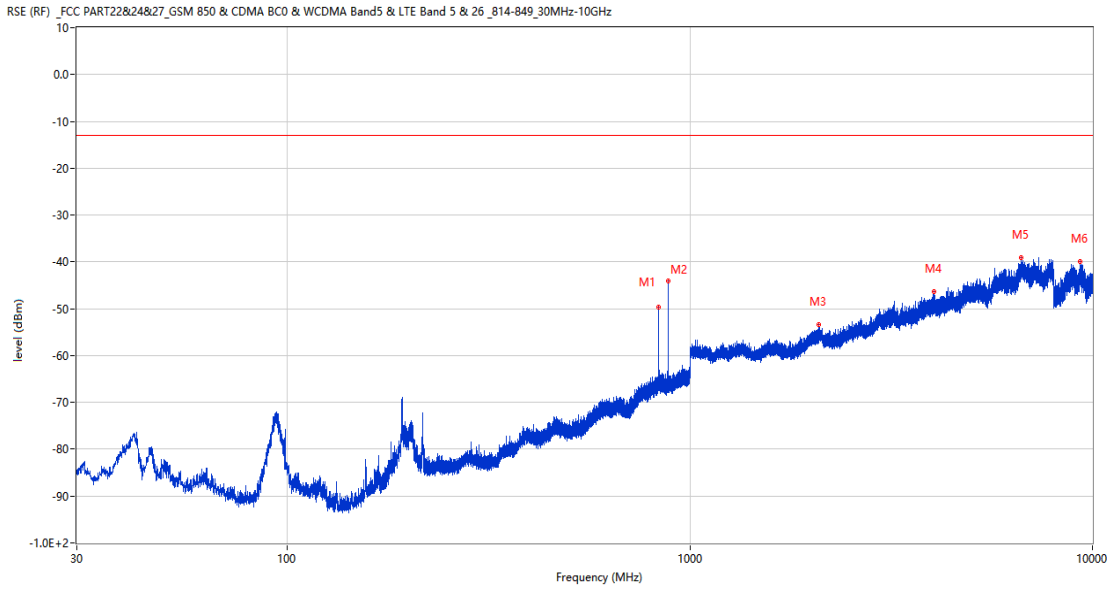
3.2 EGPRS 850 Middle Channel

RSE-H&H EGPRS 850 CH190



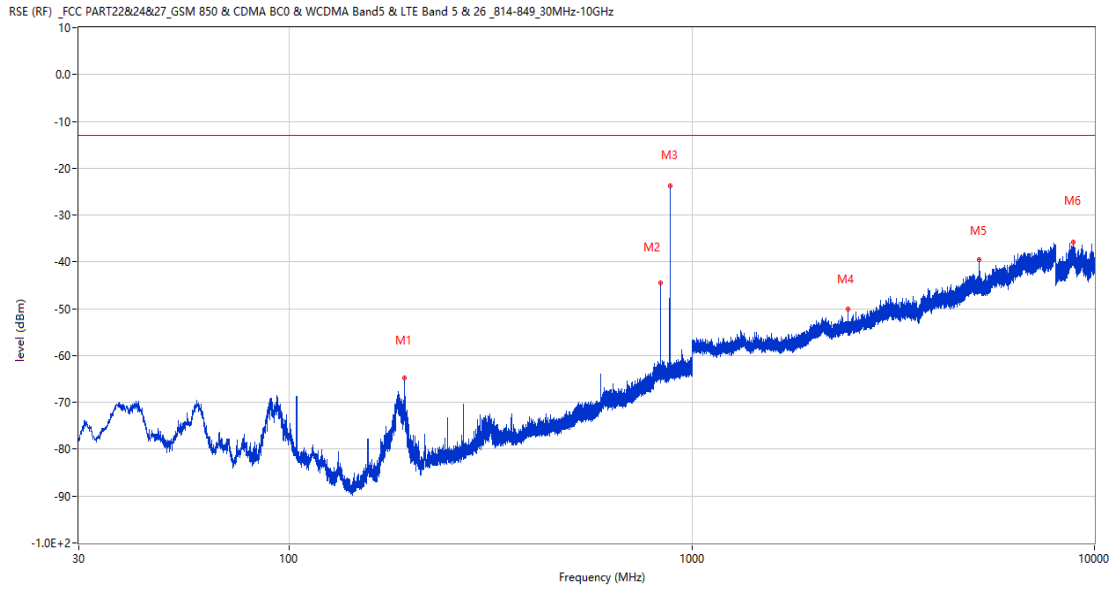
Frequency (MHz)	Result (dBm)	Factor (dB)	PK Limit (dBm)	Over Limit (dB)	Table (o)	ANT	EUT	Verdict
836.604	-44.51	4.78	-13.0	-31.51	242.00	Horizontal	Horizontal	N/A
881.660	-43.72	4.17	-13.0	-30.72	200.00	Horizontal	Horizontal	N/A
1314.500	-56.12	-3.82	-13.0	-43.12	182.00	Horizontal	Horizontal	Pass
3192.750	-49.12	6.44	-13.0	-36.12	43.00	Horizontal	Horizontal	Pass
4453.750	-44.73	10.06	-13.0	-31.73	142.00	Horizontal	Horizontal	Pass
7779.500	-39.08	15.26	-13.0	-26.08	312.00	Horizontal	Horizontal	Pass

RSE-H&V EGPRS 850 CH190



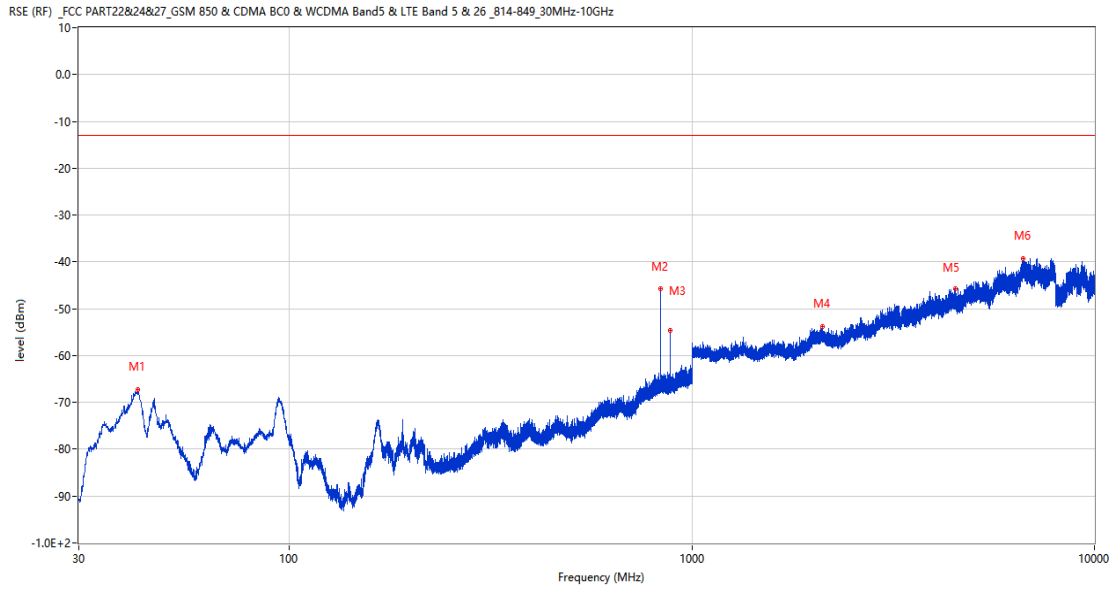
Frequency (MHz)	Result (dBm)	Factor (dB)	PK Limit (dBm)	Over Limit (dB)	Table (o)	ANT	EUT	Verdict
836.652	-49.61	4.78	-13.0	-36.61	194.00	Horizontal	Vertical	N/A
881.563	-44.06	4.17	-13.0	-31.06	189.00	Horizontal	Vertical	N/A
2092.900	-53.42	-0.63	-13.0	-40.42	240.00	Horizontal	Vertical	Pass
4031.000	-46.39	9.24	-13.0	-33.39	45.00	Horizontal	Vertical	Pass
6662.750	-39.04	14.74	-13.0	-26.04	177.00	Horizontal	Vertical	Pass
9308.500	-40.02	15.25	-13.0	-27.02	278.00	Horizontal	Vertical	Pass

RSE-V&V EGPRS 850 CH190



Frequency (MHz)	Result (dBm)	Factor (dB)	PK Limit (dBm)	Over Limit (dB)	Table (o)	ANT	EUT	Verdict
192.912	-64.74	-14.17	-13.0	-51.74	246.00	Vertical	Vertical	Pass
836.652	-44.39	7.13	-13.0	-31.39	291.00	Vertical	Vertical	N/A
881.563	-23.74	6.75	-13.0	-10.74	82.00	Vertical	Vertical	N/A
2438.600	-38.03	0.13	-13.0	-25.03	261.00	Vertical	Vertical	Pass
5173.750	-39.57	12.14	-13.0	-26.57	240.00	Vertical	Vertical	Pass
8850.900	-35.74	20.35	-13.0	-22.74	152.00	Vertical	Vertical	Pass

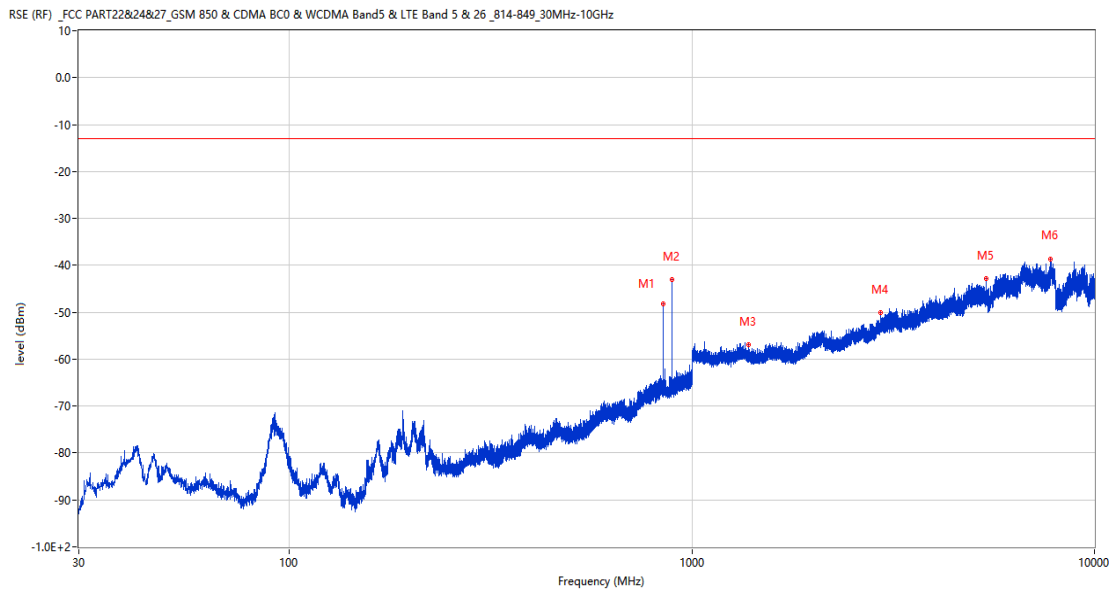
RSE-V&H EGPRS 850 CH190



Frequency (MHz)	Result (dBm)	Factor (dB)	PK Limit (dBm)	Over Limit (dB)	Table (o)	ANT	EUT	Verdict
42.028	-67.33	-17.73	-13.0	-54.33	246.00	Vertical	Horizontal	Pass
836.555	-45.80	4.77	-13.0	-32.80	302.00	Vertical	Horizontal	N/A
881.660	-54.64	4.17	-13.0	-41.64	274.00	Vertical	Horizontal	N/A
2111.300	-53.76	-0.41	-13.0	-40.76	192.00	Vertical	Horizontal	Pass
4513.750	-45.67	10.27	-13.0	-32.67	212.00	Vertical	Horizontal	Pass
6662.250	-39.39	14.83	-13.0	-26.39	29.00	Vertical	Horizontal	Pass

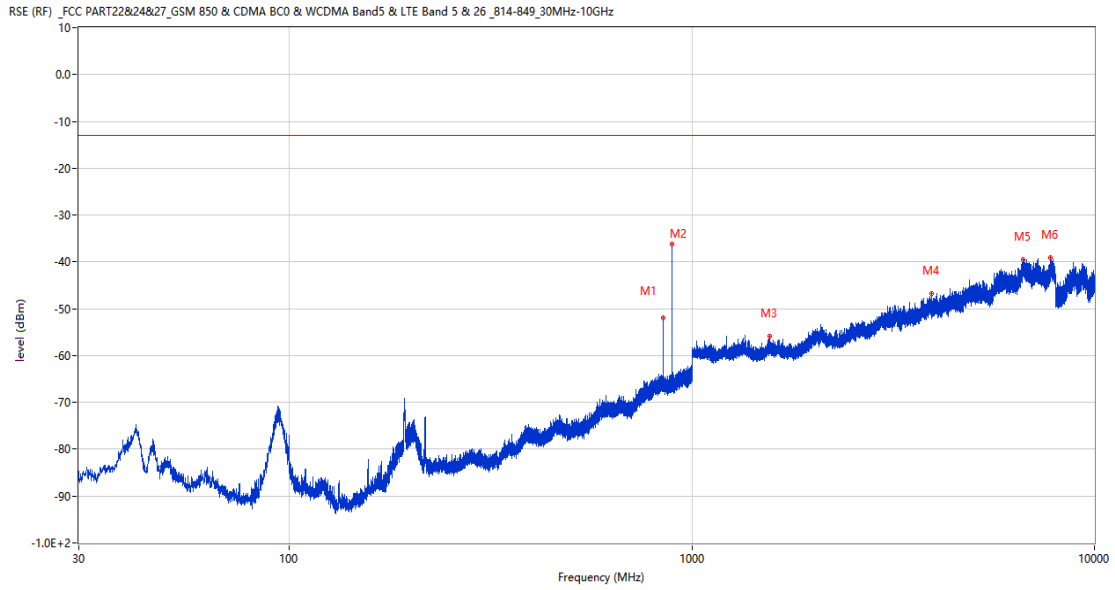
3.3 EGPRS 850 High Channel

RSE-H&H EGPRS 850 CH251



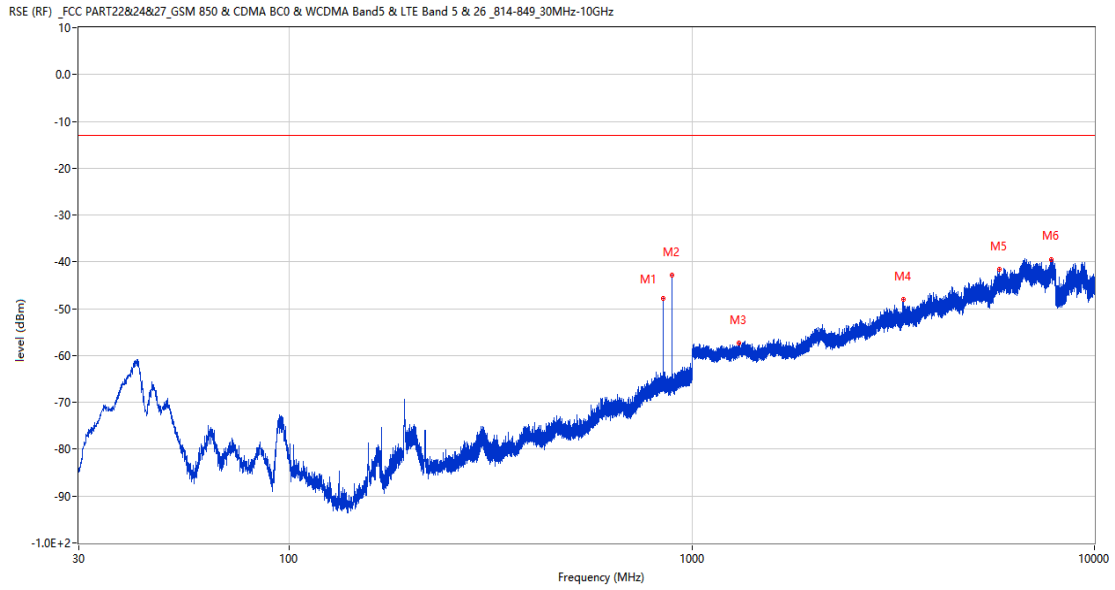
Frequency (MHz)	Result (dBm)	Factor (dB)	PK Limit (dBm)	Over Limit (dB)	Table (o)	ANT	EUT	Verdict
848.874	-48.28	4.87	-13.0	-35.28	267.00	Horizontal	Horizontal	N/A
893.737	-43.11	4.56	-13.0	-30.11	196.00	Horizontal	Horizontal	N/A
1383.700	-56.92	-4.46	-13.0	-43.92	94.00	Horizontal	Horizontal	Pass
2943.000	-50.06	3.58	-13.0	-37.06	126.00	Horizontal	Horizontal	Pass
5393.500	-42.87	10.72	-13.0	-29.87	257.00	Horizontal	Horizontal	Pass
7789.000	-38.77	15.58	-13.0	-25.77	110.00	Horizontal	Horizontal	Pass

RSE-H&V EGPRS 850 CH251



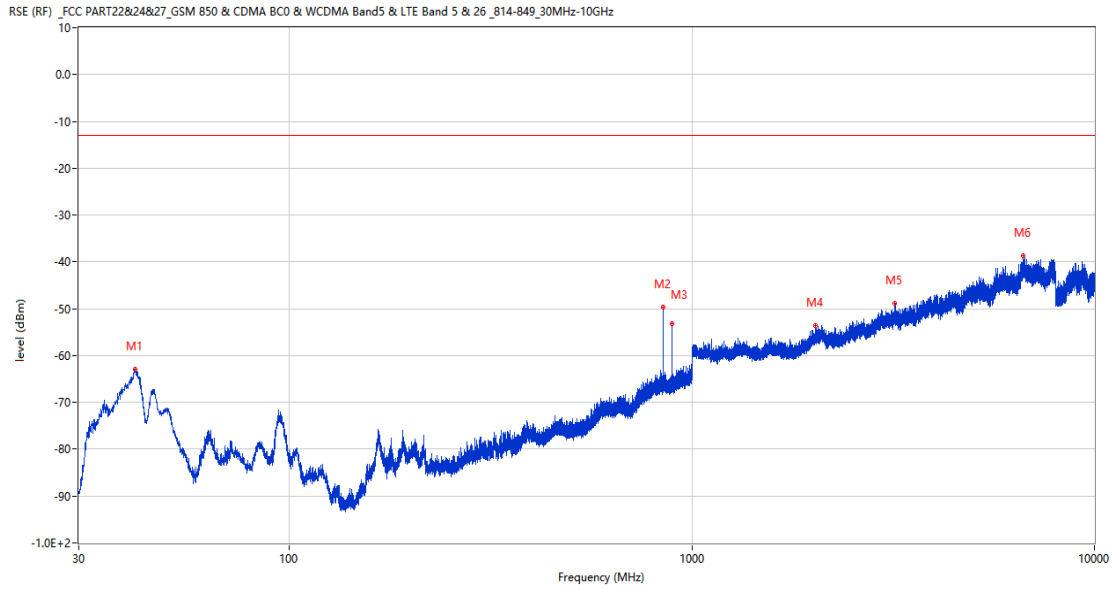
Frequency (MHz)	Result (dBm)	Factor (dB)	PK Limit (dBm)	Over Limit (dB)	Table (o)	ANT	EUT	Verdict
848.825	-51.97	4.87	-13.0	-38.97	195.00	Horizontal	Vertical	N/A
893.833	-36.11	4.56	-13.0	-23.11	195.00	Horizontal	Vertical	N/A
1560.600	-55.97	-3.87	-13.0	-42.97	135.00	Horizontal	Vertical	Pass
3944.000	-46.72	8.76	-13.0	-33.72	191.00	Horizontal	Vertical	Pass
6650.750	-39.58	15.09	-13.0	-26.58	363.00	Horizontal	Vertical	Pass
7777.500	-39.19	15.11	-13.0	-26.19	77.00	Horizontal	Vertical	Pass

RSE-V&V EGPRS 850 CH251



Frequency (MHz)	Result (dBm)	Factor (dB)	PK Limit (dBm)	Over Limit (dB)	Table (o)	ANT	EUT	Verdict
848.825	-47.89	4.87	-13.0	-34.89	1.00	Vertical	Vertical	N/A
893.833	-42.83	4.56	-13.0	-29.83	270.00	Vertical	Vertical	N/A
1311.000	-57.37	-3.82	-13.0	-44.37	360.00	Vertical	Vertical	Pass
3353.500	-47.97	6.39	-13.0	-34.97	208.00	Vertical	Vertical	Pass
5810.250	-41.66	11.89	-13.0	-28.66	76.00	Vertical	Vertical	Pass
7795.500	-39.43	15.72	-13.0	-26.43	157.00	Vertical	Vertical	Pass

RSE-V&H EGPRS 850 CH251

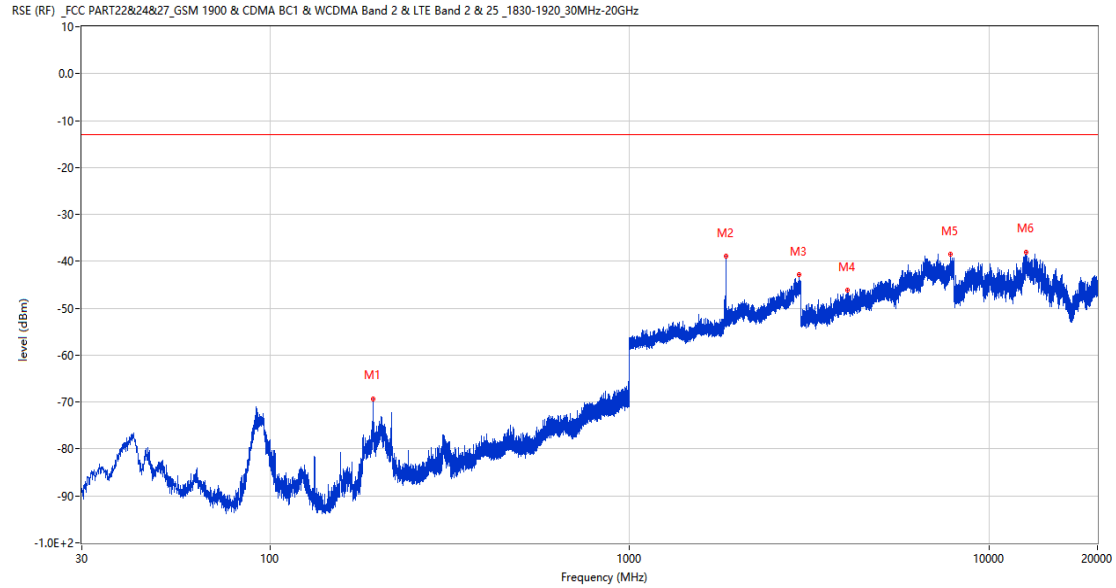


Frequency (MHz)	Result (dBm)	Factor (dB)	PK Limit (dBm)	Over Limit (dB)	Table (o)	ANT	EUT	Verdict
41.446	-62.97	-17.85	-13.0	-49.97	360.00	Vertical	Horizontal	Pass
848.874	-49.70	4.87	-13.0	-36.70	319.00	Vertical	Horizontal	N/A
893.737	-53.27	4.56	-13.0	-40.27	279.00	Vertical	Horizontal	N/A
2024.500	-53.65	-1.72	-13.0	-40.65	34.00	Vertical	Horizontal	Pass
3197.250	-48.92	6.27	-13.0	-35.92	279.00	Vertical	Horizontal	Pass
6645.500	-38.75	15.17	-13.0	-25.75	178.00	Vertical	Horizontal	Pass

4 EGPRS 1900

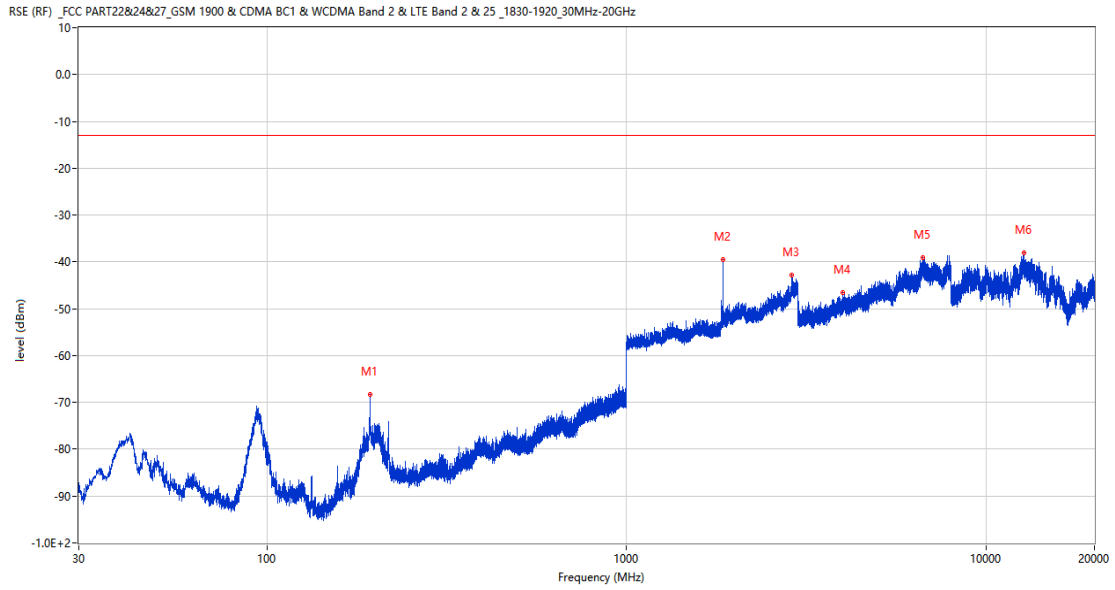
4.1 EGPRS 1900 Low Channel

RSE-H&H EGPRS 1900 CH512



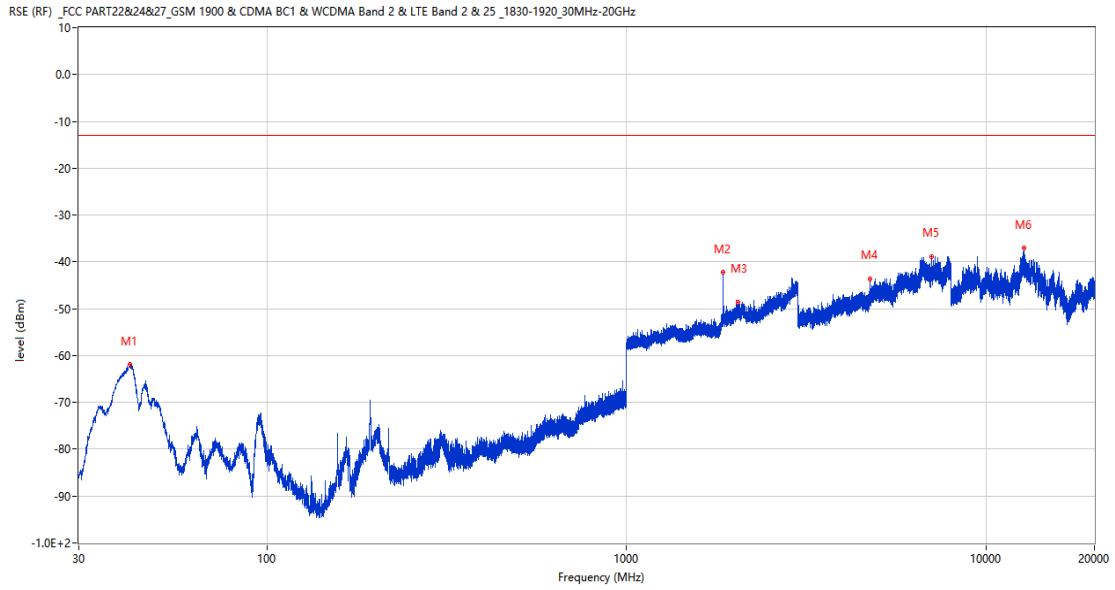
Frequency (MHz)	Result (dBm)	Factor (dB)	PK Limit (dBm)	Over Limit (dB)	Table (o)	ANT	EUT	Verdict
193.542	-69.26	-16.05	-13.0	-56.26	117.00	Horizontal	Horizontal	Pass
1850.900	-38.98	2.44	-13.0	-25.98	347.00	Horizontal	Horizontal	N/A
2960.300	-42.92	11.57	-13.0	-29.92	24.00	Horizontal	Horizontal	Pass
4036.750	-46.18	9.21	-13.0	-33.18	8.00	Horizontal	Horizontal	Pass
7789.750	-38.39	15.59	-13.0	-25.39	138.00	Horizontal	Horizontal	Pass
12674.237	-38.14	16.09	-13.0	-25.14	142.00	Horizontal	Horizontal	Pass

RSE-H&V EGPRS 1900 CH512



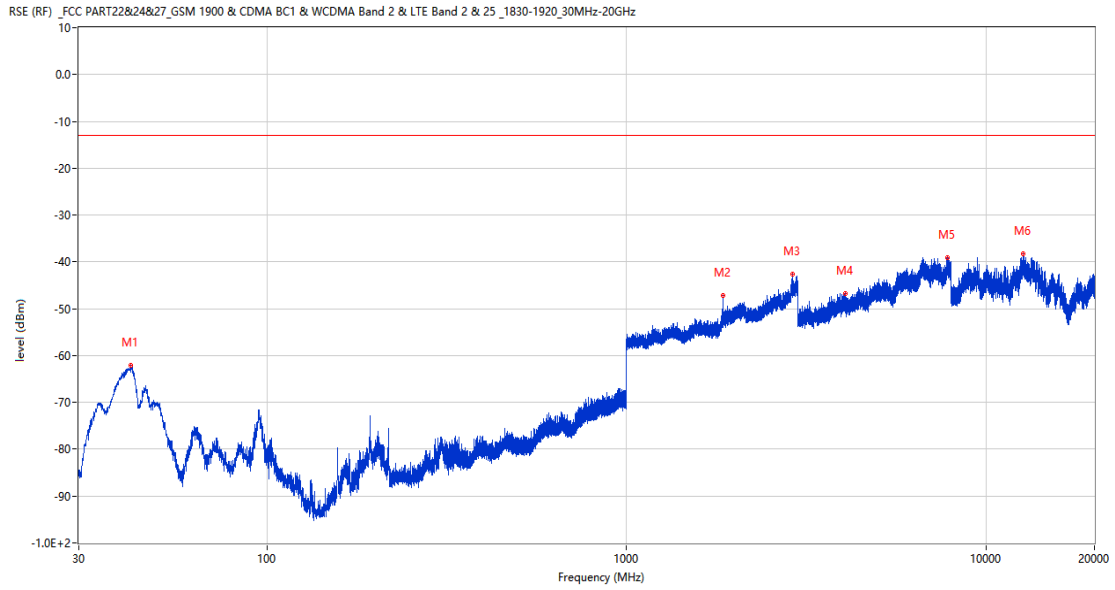
Frequency (MHz)	Result (dBm)	Factor (dB)	PK Limit (dBm)	Over Limit (dB)	Table (o)	ANT	EUT	Verdict
193.688	-68.24	-16.04	-13.0	-55.24	151.00	Horizontal	Vertical	Pass
1851.000	-39.60	2.45	-13.0	-26.60	316.00	Horizontal	Vertical	N/A
2882.700	-42.83	10.75	-13.0	-29.83	195.00	Horizontal	Vertical	Pass
3994.250	-46.55	9.22	-13.0	-33.55	356.00	Horizontal	Vertical	Pass
6681.000	-39.09	14.57	-13.0	-26.09	356.00	Horizontal	Vertical	Pass
12720.312	-37.99	16.32	-13.0	-24.99	343.00	Horizontal	Vertical	Pass

RSE-V&V EGPRS 1900 CH512



Frequency (MHz)	Result (dBm)	Factor (dB)	PK Limit (dBm)	Over Limit (dB)	Table (o)	ANT	EUT	Verdict
41.640	-61.97	-18.56	-13.0	-48.97	265.00	Vertical	Vertical	Pass
1851.000	-42.30	2.45	-13.0	-29.30	37.00	Vertical	Vertical	N/A
2045.500	-48.56	3.87	-13.0	-35.56	168.00	Vertical	Vertical	Pass
4751.250	-43.73	10.09	-13.0	-30.73	360.00	Vertical	Vertical	Pass
7045.250	-38.95	13.92	-13.0	-25.95	102.00	Vertical	Vertical	Pass
12711.050	-37.09	16.42	-13.0	-24.09	62.00	Vertical	Vertical	Pass

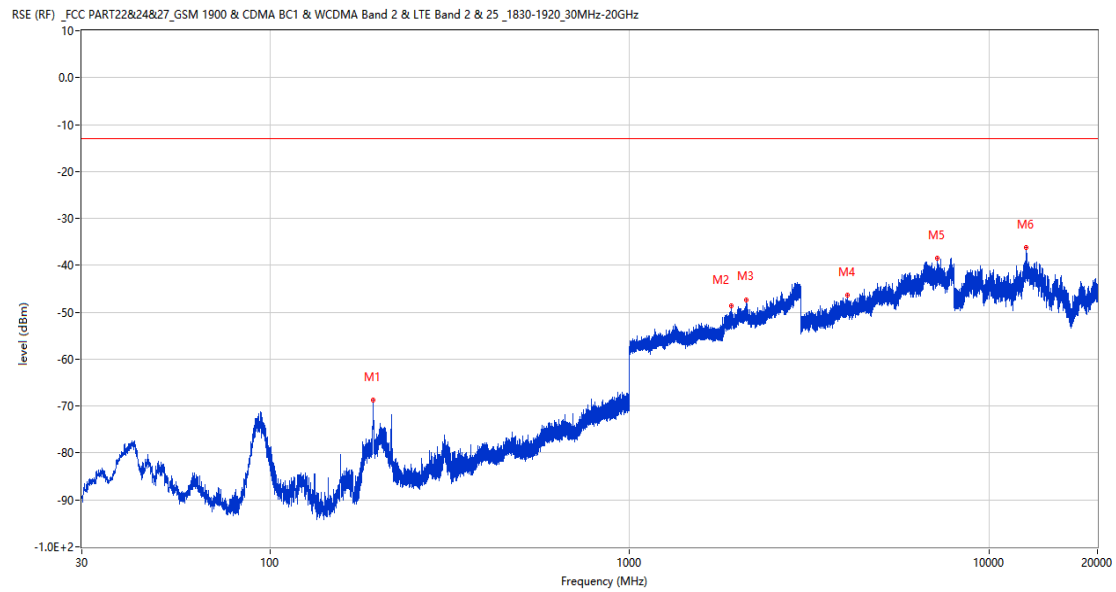
RSE-V&H EGPRS 1900 CH512



Frequency (MHz)	Result (dBm)	Factor (dB)	PK Limit (dBm)	Over Limit (dB)	Table (o)	ANT	EUT	Verdict
41.931	-62.07	-18.49	-13.0	-49.07	352.00	Vertical	Horizontal	Pass
1851.000	-47.14	2.45	-13.0	-34.14	298.00	Vertical	Horizontal	N/A
2889.500	-42.68	11.92	-13.0	-29.68	57.00	Vertical	Horizontal	Pass
4053.250	-46.78	9.28	-13.0	-33.78	257.00	Vertical	Horizontal	Pass
7807.500	-39.05	16.16	-13.0	-26.05	268.00	Vertical	Horizontal	Pass
12687.776	-38.31	16.33	-13.0	-25.31	251.00	Vertical	Horizontal	Pass

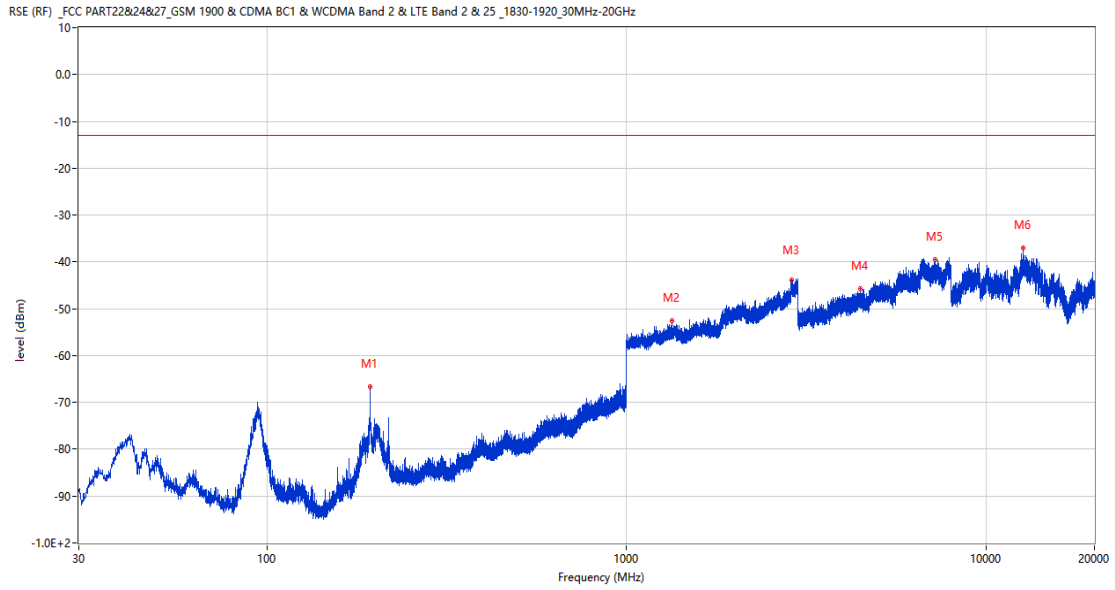
4.2 EGPRS 1900 Middle Channel

RSE-H&H EGPRS 1900 CH661



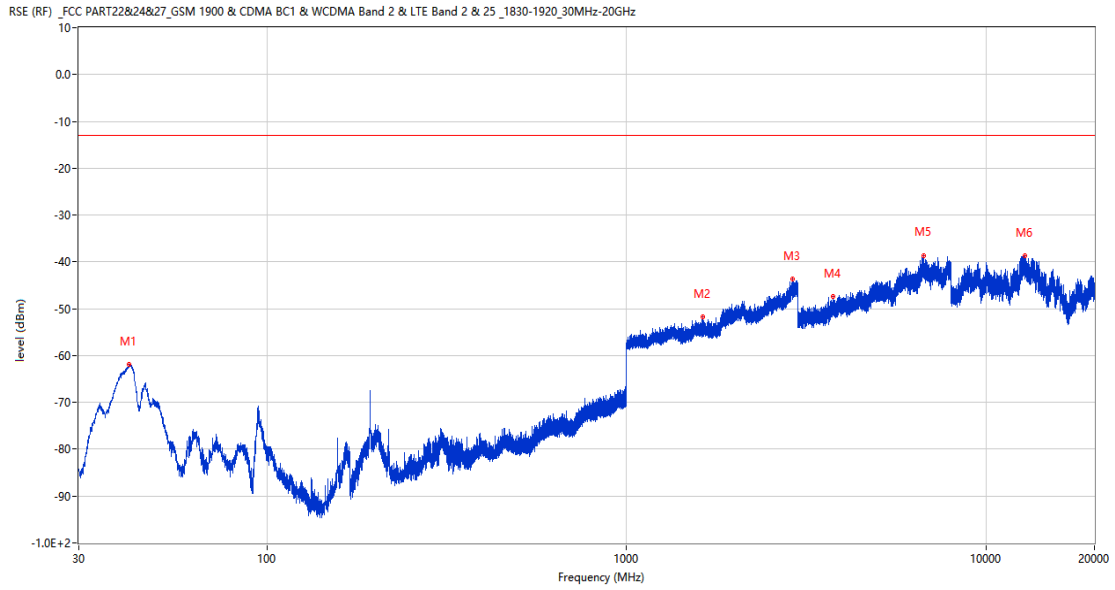
Frequency (MHz)	Result (dBm)	Factor (dB)	PK Limit (dBm)	Over Limit (dB)	Table (o)	ANT	EUT	Verdict
193.688	-68.76	-16.04	-13.0	-55.76	123.00	Horizontal	Horizontal	Pass
1913.900	-48.71	3.17	-13.0	-35.71	144.00	Horizontal	Horizontal	Pass
2109.200	-47.38	4.58	-13.0	-34.38	157.00	Horizontal	Horizontal	Pass
4028.750	-46.38	9.24	-13.0	-33.38	352.00	Horizontal	Horizontal	Pass
7186.500	-38.50	14.63	-13.0	-25.50	244.00	Horizontal	Horizontal	Pass
12667.588	-36.22	15.98	-13.0	-23.22	39.00	Horizontal	Horizontal	Pass

RSE-H&V EGPRS 1900 CH661



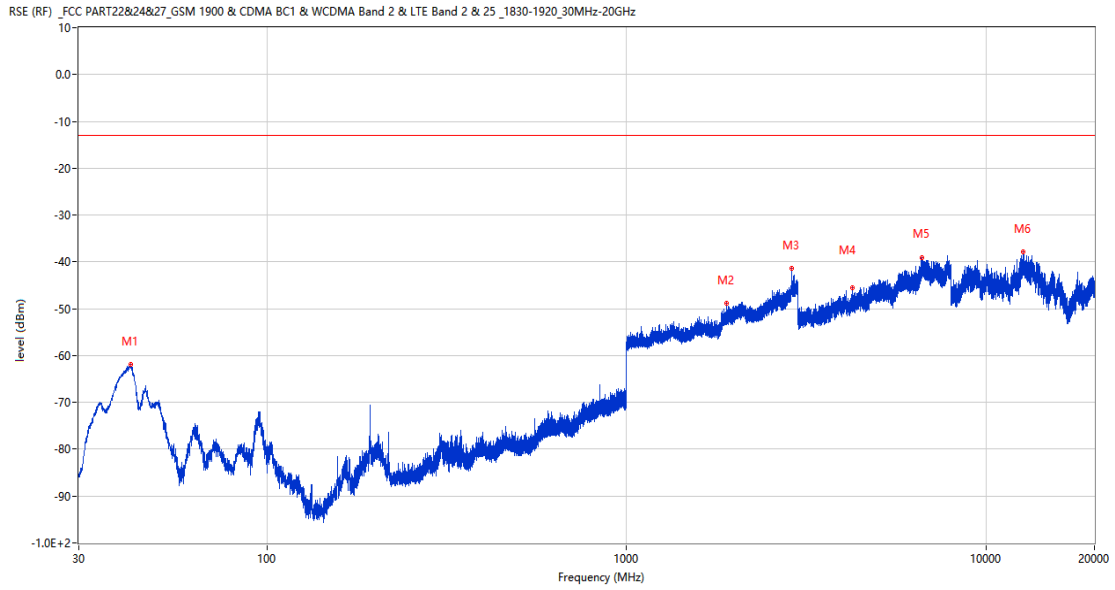
Frequency (MHz)	Result (dBm)	Factor (dB)	PK Limit (dBm)	Over Limit (dB)	Table (o)	ANT	EUT	Verdict
193.590	-66.75	-16.05	-13.0	-53.75	121.00	Horizontal	Vertical	Pass
1338.300	-52.49	-0.39	-13.0	-39.49	302.00	Horizontal	Vertical	Pass
2886.800	-43.90	11.50	-13.0	-30.90	227.00	Horizontal	Vertical	Pass
4478.500	-45.69	9.69	-13.0	-32.69	331.00	Horizontal	Vertical	Pass
7216.250	-39.54	13.98	-13.0	-26.54	176.00	Horizontal	Vertical	Pass
12693.474	-37.11	16.43	-13.0	-24.11	187.00	Horizontal	Vertical	Pass

RSE-V&V EGPRS 1900 CH661



Frequency (MHz)	Result (dBm)	Factor (dB)	PK Limit (dBm)	Over Limit (dB)	Table (o)	ANT	EUT	Verdict
41.446	-61.83	-18.60	-13.0	-48.83	123.00	Vertical	Vertical	Pass
1633.700	-51.72	0.29	-13.0	-38.72	335.00	Vertical	Vertical	Pass
2890.600	-43.71	12.05	-13.0	-30.71	244.00	Vertical	Vertical	Pass
3751.250	-47.35	8.01	-13.0	-34.35	74.00	Vertical	Vertical	Pass
6713.750	-38.69	15.70	-13.0	-25.69	1.00	Vertical	Vertical	Pass
12814.525	-38.64	15.68	-13.0	-25.64	56.00	Vertical	Vertical	Pass

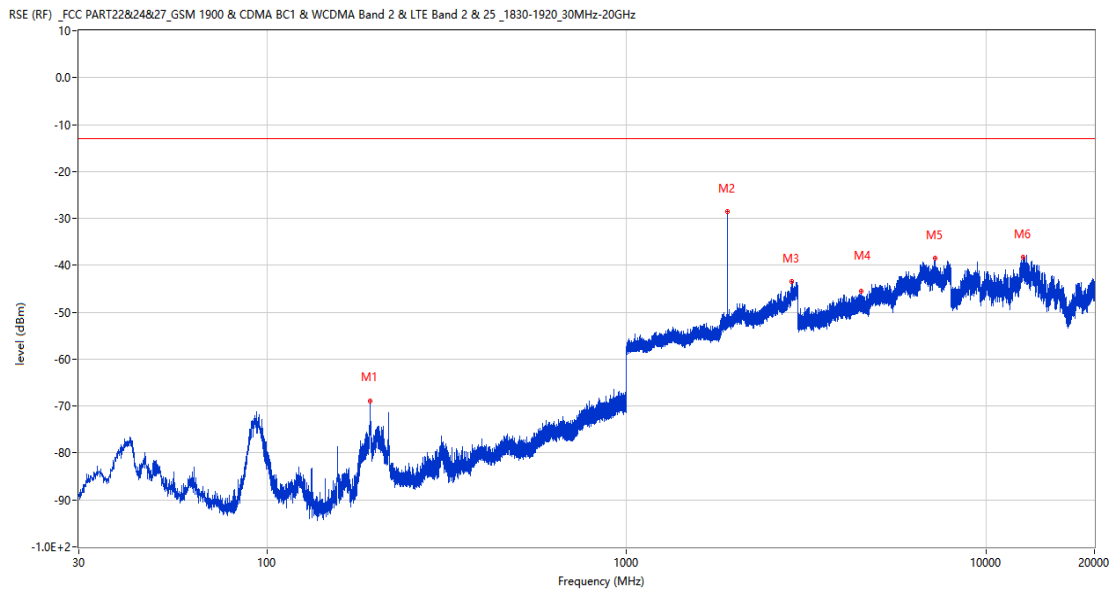
RSE-V&H EGPRS 1900 CH661



Frequency (MHz)	Result (dBm)	Factor (dB)	PK Limit (dBm)	Over Limit (dB)	Table (o)	ANT	EUT	Verdict
41.785	-61.89	-18.53	-13.0	-48.89	290.00	Vertical	Horizontal	Pass
1897.600	-48.90	3.01	-13.0	-35.90	260.00	Vertical	Horizontal	Pass
2885.500	-41.40	11.14	-13.0	-28.40	235.00	Vertical	Horizontal	Pass
4252.250	-45.42	9.07	-13.0	-32.42	34.00	Vertical	Horizontal	Pass
6647.000	-39.00	15.27	-13.0	-26.00	304.00	Vertical	Horizontal	Pass
12659.750	-37.81	15.84	-13.0	-24.81	185.00	Vertical	Horizontal	Pass

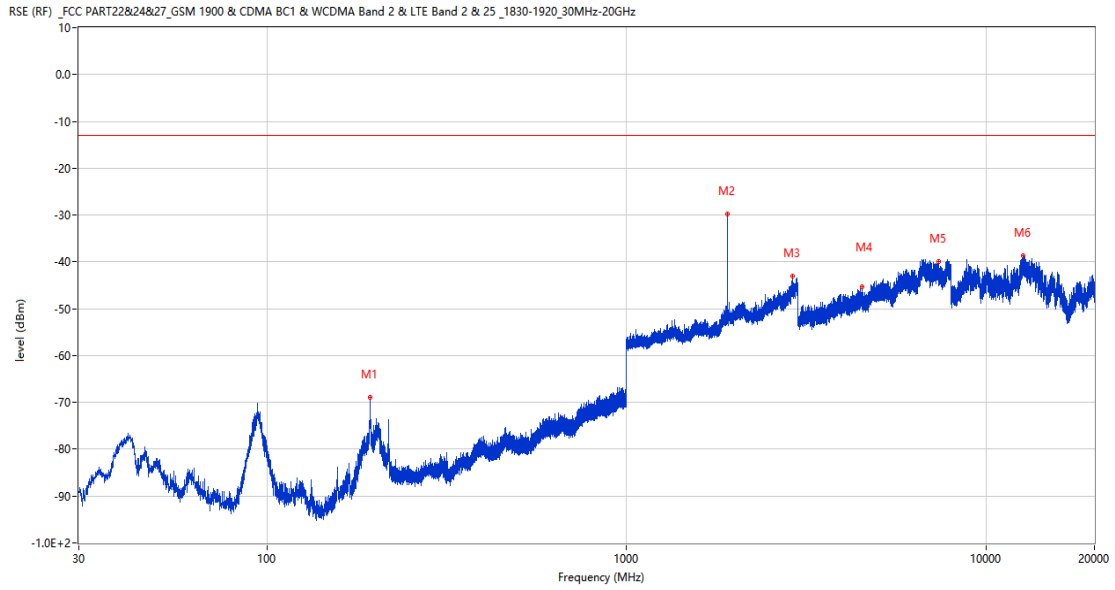
4.3 EGPRS 1900 High Channel

RSE-H&H EGPRS 1900 CH810



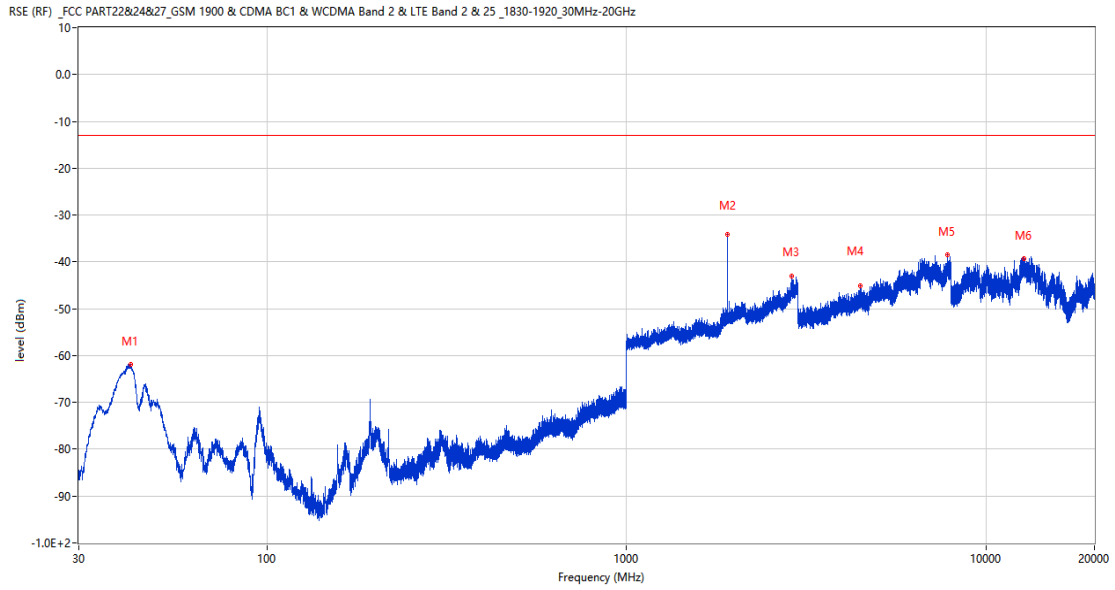
Frequency (MHz)	Result (dBm)	Factor (dB)	PK Limit (dBm)	Over Limit (dB)	Table (o)	ANT	EUT	Verdict
193.639	-68.84	-16.05	-13.0	-55.84	112.00	Horizontal	Horizontal	Pass
1910.500	-28.61	3.14	-13.0	-15.61	361.00	Horizontal	Horizontal	N/A
2884.900	-43.36	11.05	-13.0	-30.36	243.00	Horizontal	Horizontal	Pass
4483.000	-45.44	9.86	-13.0	-32.44	245.00	Horizontal	Horizontal	Pass
7198.000	-38.42	14.72	-13.0	-25.42	289.00	Horizontal	Horizontal	Pass
12672.812	-38.28	16.07	-13.0	-25.28	-3.00	Horizontal	Horizontal	Pass

RSE-H&V EGPRS 1900 CH810



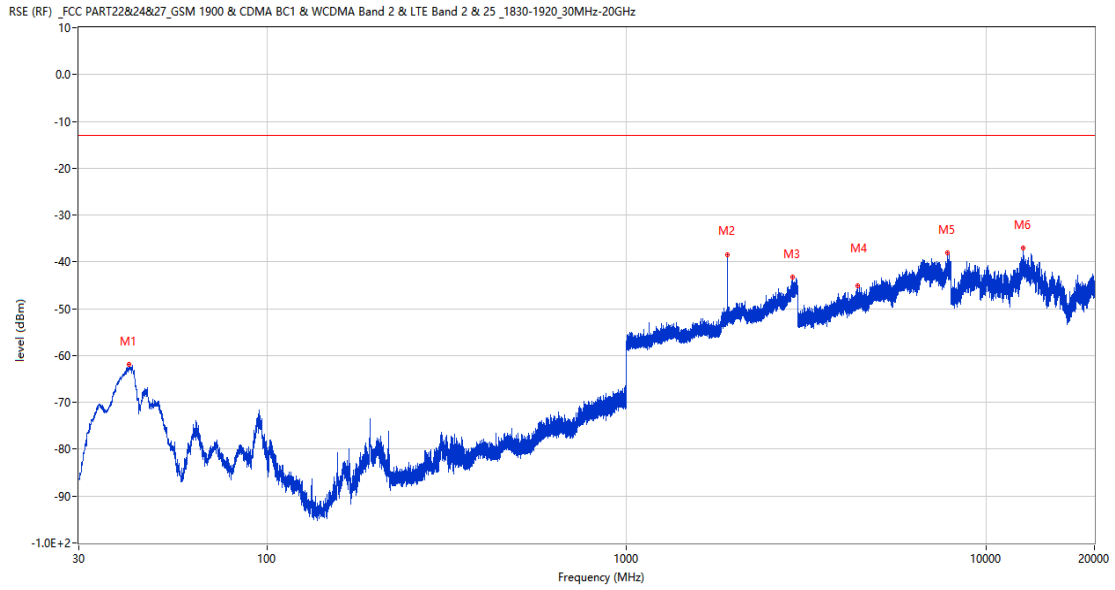
Frequency (MHz)	Result (dBm)	Factor (dB)	PK Limit (dBm)	Over Limit (dB)	Table (o)	ANT	EUT	Verdict
193.736	-68.91	-16.04	-13.0	-55.91	306.00	Horizontal	Vertical	Pass
1910.400	-29.82	3.14	-13.0	-16.82	138.00	Horizontal	Vertical	N/A
2887.800	-43.13	11.72	-13.0	-30.13	47.00	Horizontal	Vertical	Pass
4515.000	-45.37	10.26	-13.0	-32.37	85.00	Horizontal	Vertical	Pass
7357.500	-39.98	14.84	-13.0	-26.98	31.00	Horizontal	Vertical	Pass
12699.888	-38.59	16.54	-13.0	-25.59	140.00	Horizontal	Vertical	Pass

RSE-V&V EGPRS 1900 CH810



Frequency (MHz)	Result (dBm)	Factor (dB)	PK Limit (dBm)	Over Limit (dB)	Table (o)	ANT	EUT	Verdict
41.883	-61.95	-18.50	-13.0	-48.95	295.00	Vertical	Vertical	Pass
1910.500	-34.06	3.14	-13.0	-21.06	26.00	Vertical	Vertical	N/A
2881.800	-43.04	10.57	-13.0	-30.04	320.00	Vertical	Vertical	Pass
4470.250	-45.03	9.40	-13.0	-32.03	61.00	Vertical	Vertical	Pass
7816.500	-38.43	16.35	-13.0	-25.43	50.00	Vertical	Vertical	Pass
12713.900	-39.24	16.39	-13.0	-26.24	-3.00	Vertical	Vertical	Pass

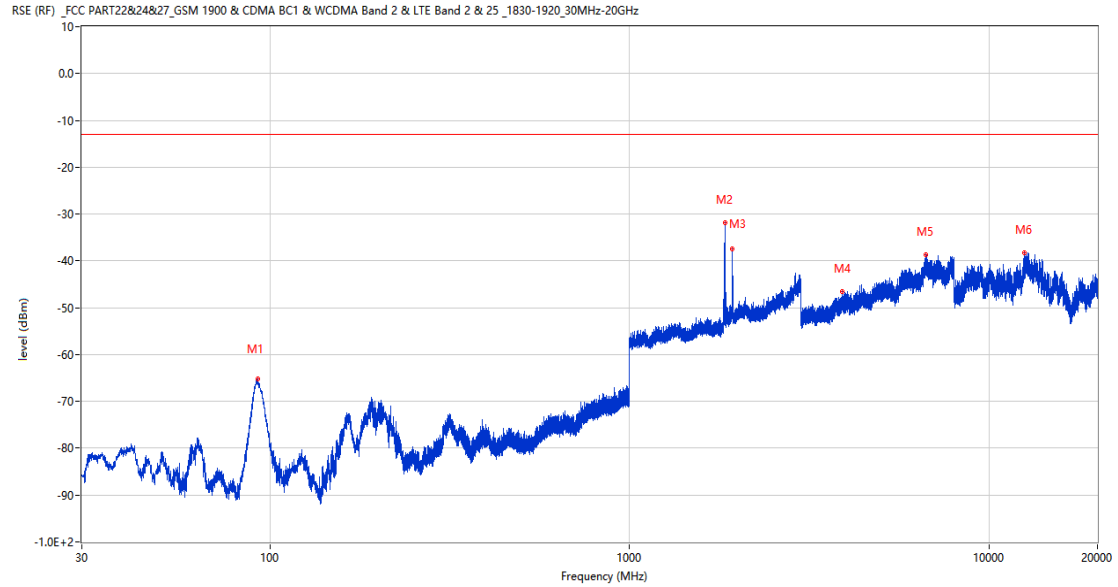
RSE-V&H EGPRS 1900 CH810



Frequency (MHz)	Result (dBm)	Factor (dB)	PK Limit (dBm)	Over Limit (dB)	Table (o)	ANT	EUT	Verdict
41.446	-61.86	-18.60	-13.0	-48.86	284.00	Vertical	Horizontal	Pass
1910.400	-38.48	3.14	-13.0	-25.48	351.00	Vertical	Horizontal	N/A
2889.700	-43.32	11.96	-13.0	-30.32	321.00	Vertical	Horizontal	Pass
4387.250	-45.19	9.07	-13.0	-32.19	0.00	Vertical	Horizontal	Pass
7826.000	-38.05	15.93	-13.0	-25.05	308.00	Vertical	Horizontal	Pass
12703.213	-37.09	16.51	-13.0	-24.09	313.00	Vertical	Horizontal	Pass

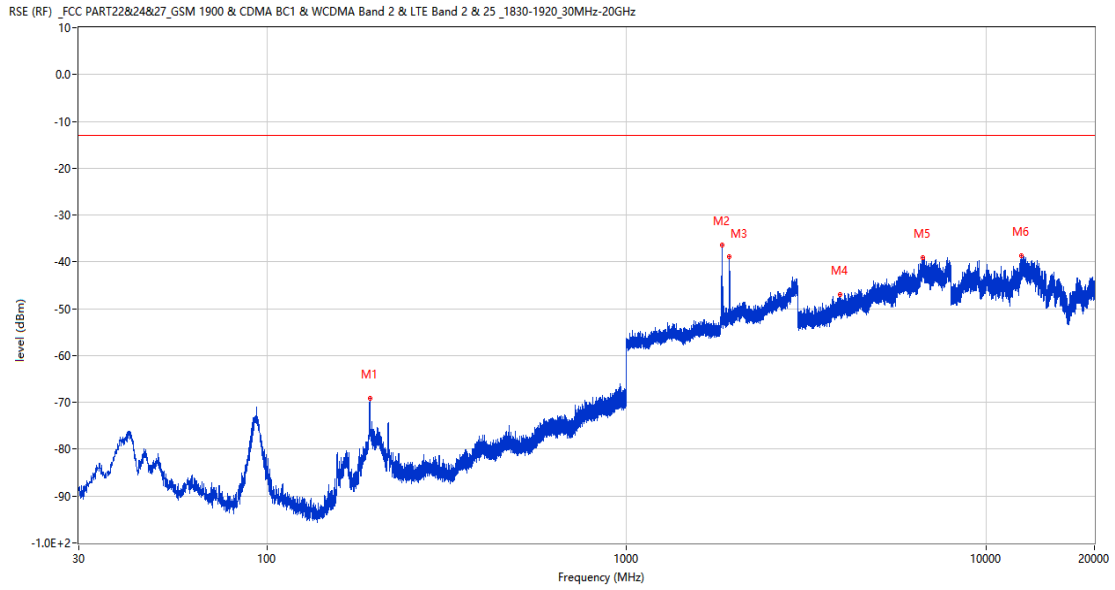
WCDMA
 5 WCDMA Band 2
 5.1 WCDMA Band 2 Low Channel

RSE-H&H WCDMA Band 2 CH9262



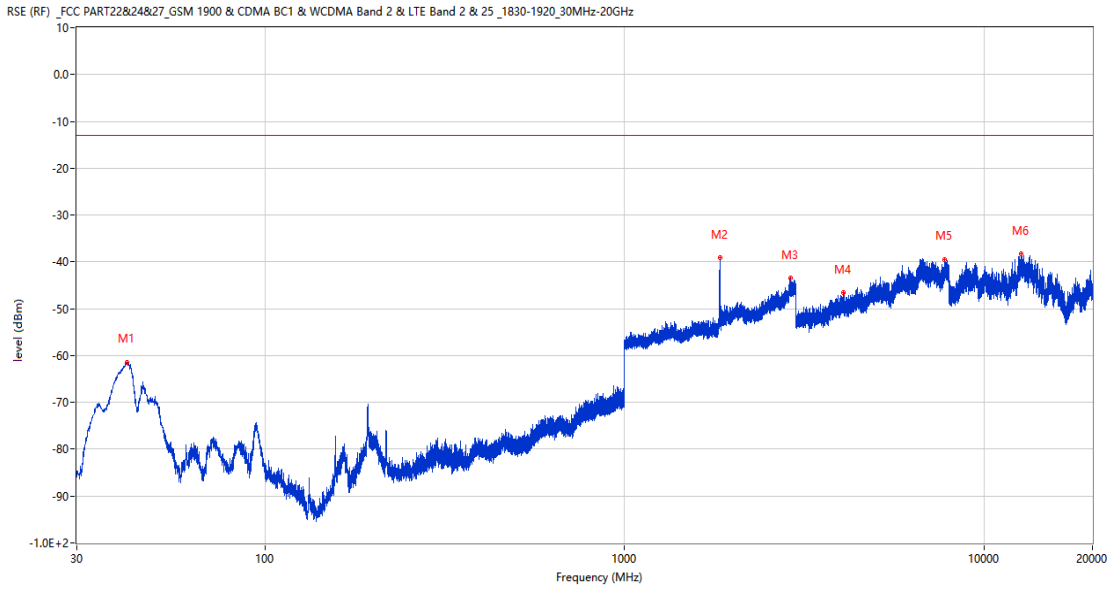
Frequency (MHz)	Result (dBm)	Factor (dB)	PK Limit (dBm)	Over Limit (dB)	Table (o)	ANT	EUT	Verdict
92.711	-65.15	-19.89	-13.0	-52.15	191.00	Horizontal	Horizontal	Pass
1841.400	-31.90	2.34	-13.0	-18.90	285.00	Horizontal	Horizontal	N/A
1932.500	-37.52	3.19	-13.0	-24.52	187.00	Horizontal	Horizontal	N/A
3892.750	-46.54	9.11	-13.0	-33.54	312.00	Horizontal	Horizontal	Pass
6656.250	-38.75	15.05	-13.0	-25.75	42.00	Horizontal	Horizontal	Pass
12515.112	-38.26	15.35	-13.0	-25.26	181.00	Horizontal	Horizontal	Pass

RSE-H&V WCDMA Band 2 CH9262



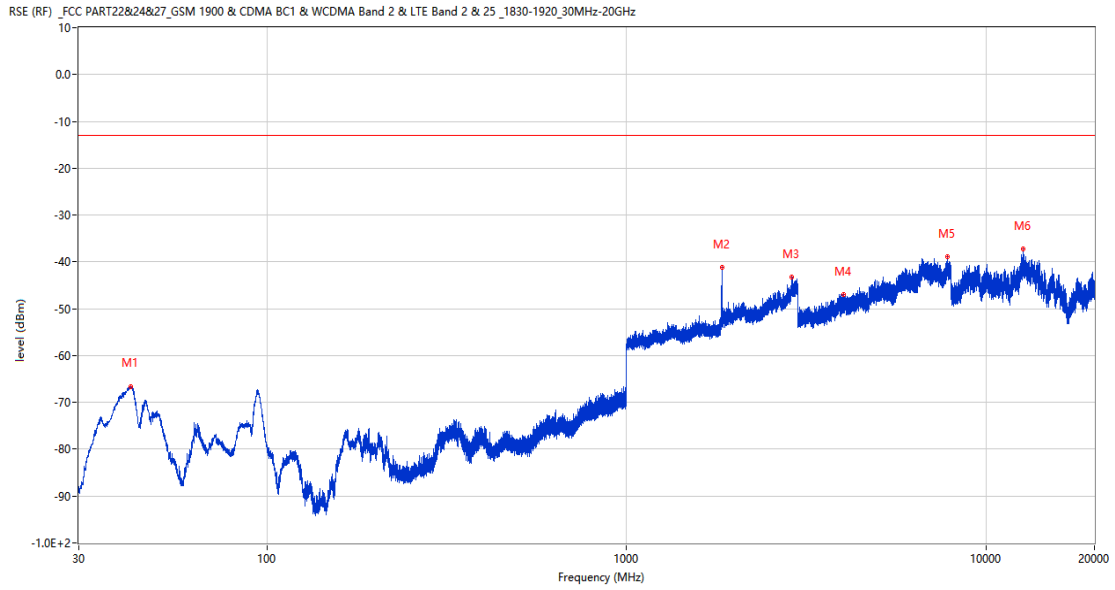
Frequency (MHz)	Result (dBm)	Factor (dB)	PK Limit (dBm)	Over Limit (dB)	Table (o)	ANT	EUT	Verdict
193.202	-69.05	-16.08	-13.0	-56.05	150.00	Horizontal	Vertical	Pass
1841.100	-36.31	2.33	-13.0	-23.31	304.00	Horizontal	Vertical	N/A
1932.700	-38.89	3.20	-13.0	-25.89	187.00	Horizontal	Vertical	N/A
3931.750	-46.87	8.32	-13.0	-33.87	288.00	Horizontal	Vertical	Pass
6651.250	-39.17	15.06	-13.0	-26.17	206.00	Horizontal	Vertical	Pass
12505.375	-38.72	15.55	-13.0	-25.72	0.00	Horizontal	Vertical	Pass

RSE-V&V WCDMA Band 2 CH9262



Frequency (MHz)	Result (dBm)	Factor (dB)	PK Limit (dBm)	Over Limit (dB)	Table (o)	ANT	EUT	Verdict
41.398	-61.37	-18.61	-13.0	-48.37	328.00	Vertical	Vertical	Pass
1841.100	-39.13	2.33	-13.0	-26.13	38.00	Vertical	Vertical	N/A
2889.500	-43.42	11.92	-13.0	-30.42	274.00	Vertical	Vertical	Pass
4050.750	-46.62	9.35	-13.0	-33.62	360.00	Vertical	Vertical	Pass
7767.500	-39.45	14.62	-13.0	-26.45	350.00	Vertical	Vertical	Pass
12653.575	-38.19	15.73	-13.0	-25.19	241.00	Vertical	Vertical	Pass

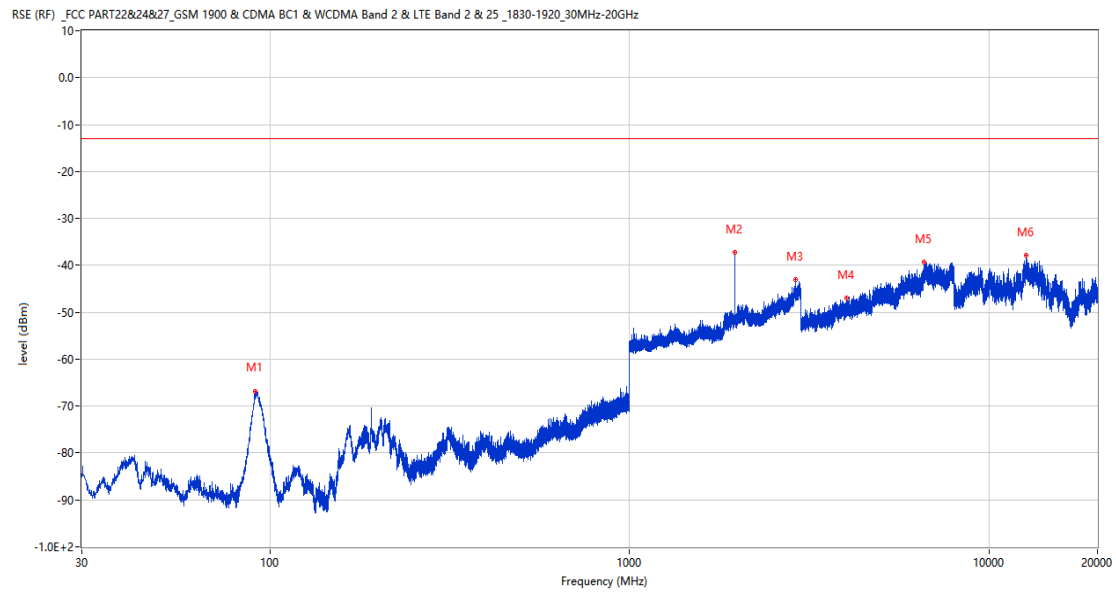
RSE-V&H WCDMA Band 2 CH9262



Frequency (MHz)	Result (dBm)	Factor (dB)	PK Limit (dBm)	Over Limit (dB)	Table (o)	ANT	EUT	Verdict
41.785	-66.56	-18.53	-13.0	-53.56	331.00	Vertical	Horizontal	Pass
1842.300	-41.10	2.35	-13.0	-28.10	360.00	Vertical	Horizontal	N/A
2885.500	-43.31	11.14	-13.0	-30.31	337.00	Vertical	Horizontal	Pass
4024.500	-47.04	8.98	-13.0	-34.04	217.00	Vertical	Horizontal	Pass
7812.500	-38.79	16.33	-13.0	-25.79	284.00	Vertical	Horizontal	Pass
12692.763	-37.33	16.41	-13.0	-24.33	363.00	Vertical	Horizontal	Pass

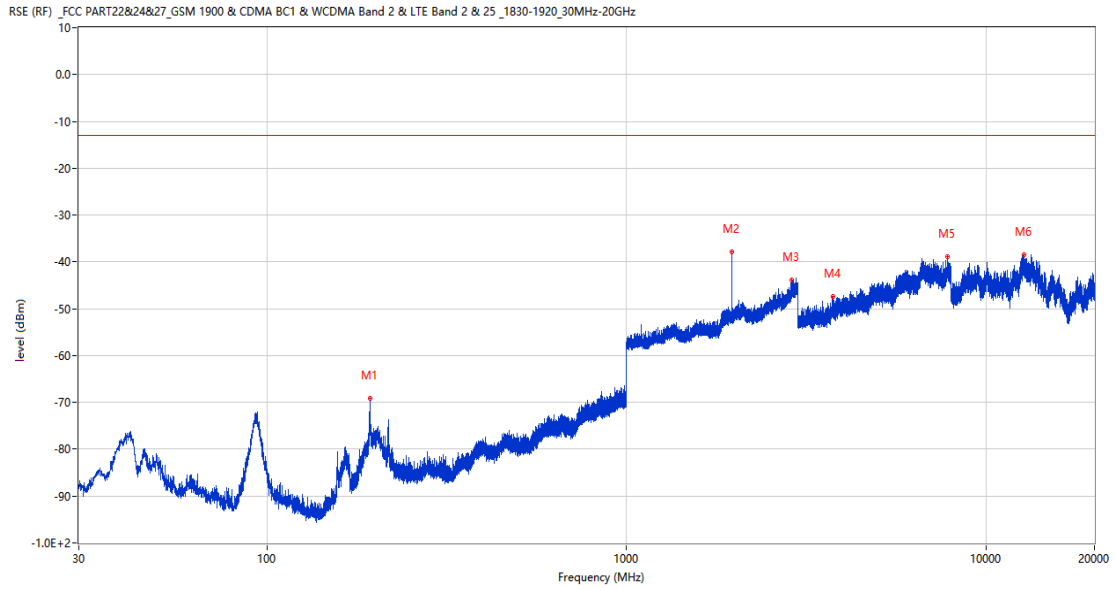
5.2 WCDMA Band 2 Middle Channel

RSE-H&H WCDMA Band 2 CH9400



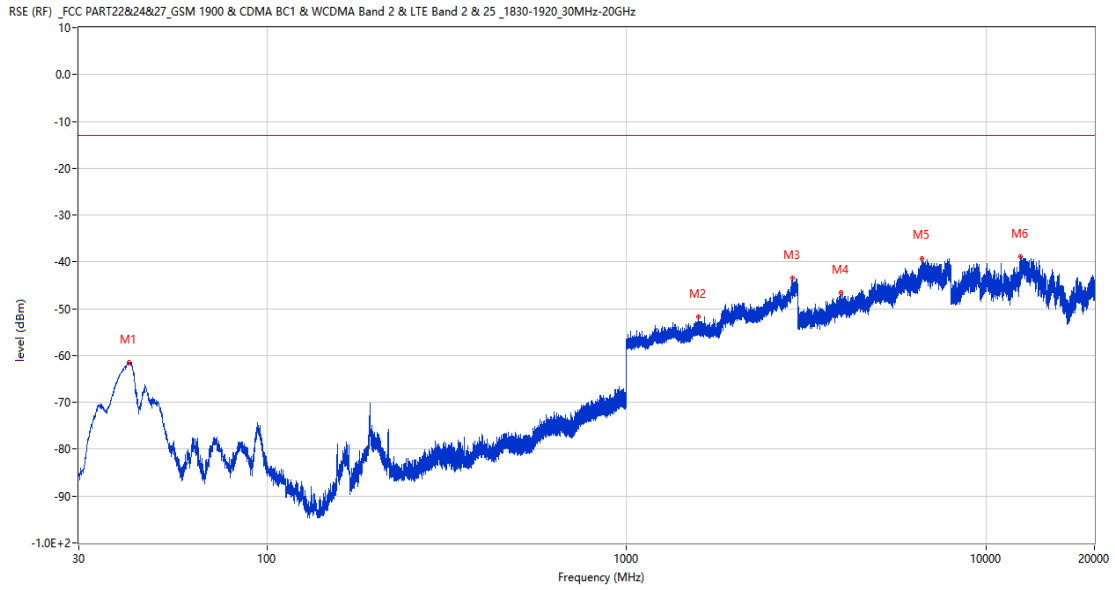
Frequency (MHz)	Result (dBm)	Factor (dB)	PK Limit (dBm)	Over Limit (dB)	Table (o)	ANT	EUT	Verdict
91.256	-66.77	-19.93	-13.0	-53.77	211.00	Horizontal	Horizontal	Pass
1962.100	-37.30	3.05	-13.0	-24.30	192.00	Horizontal	Horizontal	N/A
2891.600	-43.02	12.07	-13.0	-30.02	328.00	Horizontal	Horizontal	Pass
4006.750	-47.04	9.14	-13.0	-34.04	205.00	Horizontal	Horizontal	Pass
6579.000	-39.22	14.24	-13.0	-26.22	140.00	Horizontal	Horizontal	Pass
12661.888	-37.90	15.88	-13.0	-24.90	-3.00	Horizontal	Horizontal	Pass

RSE-H&V WCDMA Band 2 CH9400



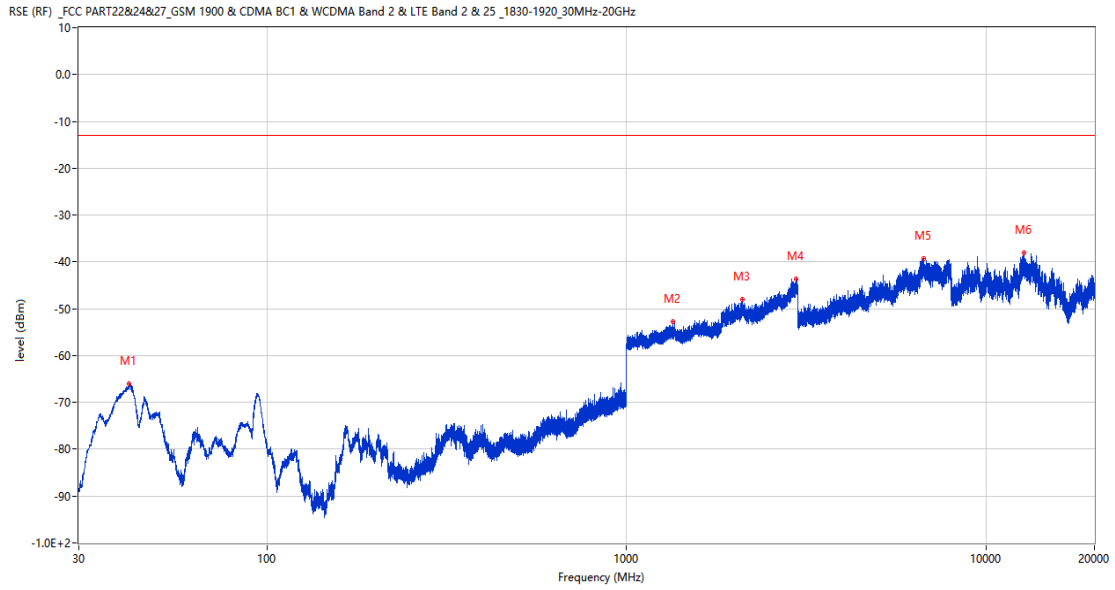
Frequency (MHz)	Result (dBm)	Factor (dB)	PK Limit (dBm)	Over Limit (dB)	Table (o)	ANT	EUT	Verdict
193.396	-69.12	-16.07	-13.0	-56.12	176.00	Horizontal	Vertical	Pass
1961.800	-37.93	3.09	-13.0	-24.93	314.00	Horizontal	Vertical	N/A
2883.100	-43.87	10.80	-13.0	-30.87	173.00	Horizontal	Vertical	Pass
3760.750	-47.34	8.85	-13.0	-34.34	234.00	Horizontal	Vertical	Pass
7809.000	-38.86	16.20	-13.0	-25.86	250.00	Horizontal	Vertical	Pass
12714.138	-38.56	16.39	-13.0	-25.56	355.00	Horizontal	Vertical	Pass

RSE-V&V WCDMA Band 2 CH9400



Frequency (MHz)	Result (dBm)	Factor (dB)	PK Limit (dBm)	Over Limit (dB)	Table (o)	ANT	EUT	Verdict
41.300	-61.45	-18.63	-13.0	-48.45	231.00	Vertical	Vertical	Pass
1582.300	-51.73	0.20	-13.0	-38.73	0.00	Vertical	Vertical	Pass
2890.000	-43.40	12.03	-13.0	-30.40	9.00	Vertical	Vertical	Pass
3949.250	-46.54	8.84	-13.0	-33.54	362.00	Vertical	Vertical	Pass
6624.000	-39.26	14.63	-13.0	-26.26	111.00	Vertical	Vertical	Pass
12486.375	-38.95	15.20	-13.0	-25.95	346.00	Vertical	Vertical	Pass

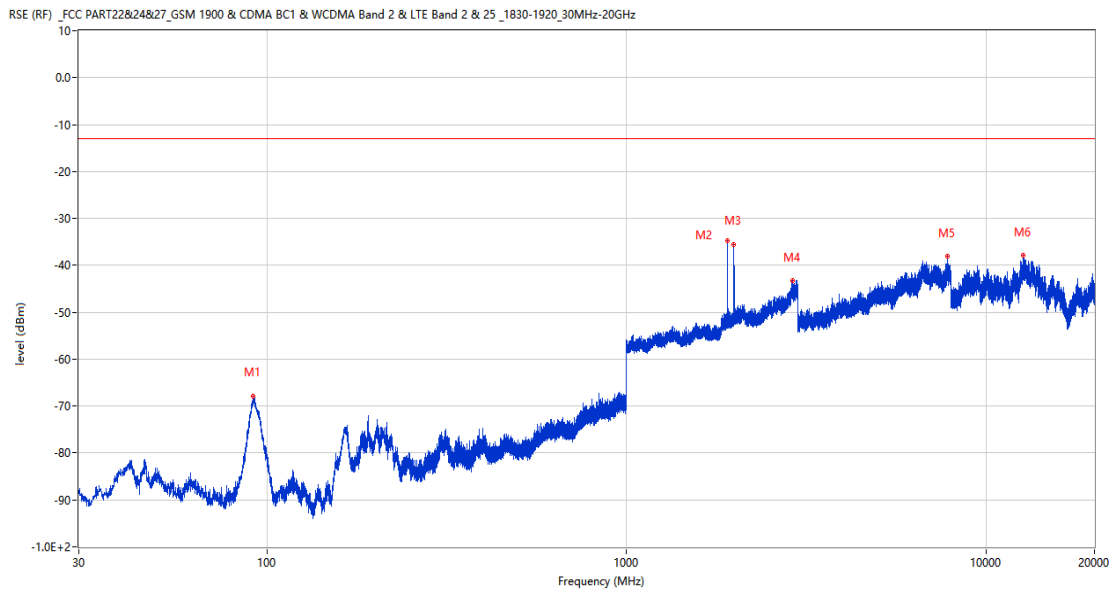
RSE-V&H WCDMA Band 2 CH9400



Frequency (MHz)	Result (dBm)	Factor (dB)	PK Limit (dBm)	Over Limit (dB)	Table (o)	ANT	EUT	Verdict
41.349	-66.05	-18.62	-13.0	-53.05	263.00	Vertical	Horizontal	Pass
1348.100	-52.79	-0.17	-13.0	-39.79	328.00	Vertical	Horizontal	Pass
2103.700	-48.09	4.83	-13.0	-35.09	291.00	Vertical	Horizontal	Pass
2967.000	-43.74	11.92	-13.0	-30.74	315.00	Vertical	Horizontal	Pass
6698.250	-39.26	15.23	-13.0	-26.26	9.00	Vertical	Horizontal	Pass
12777.187	-38.15	15.90	-13.0	-25.15	85.00	Vertical	Horizontal	Pass

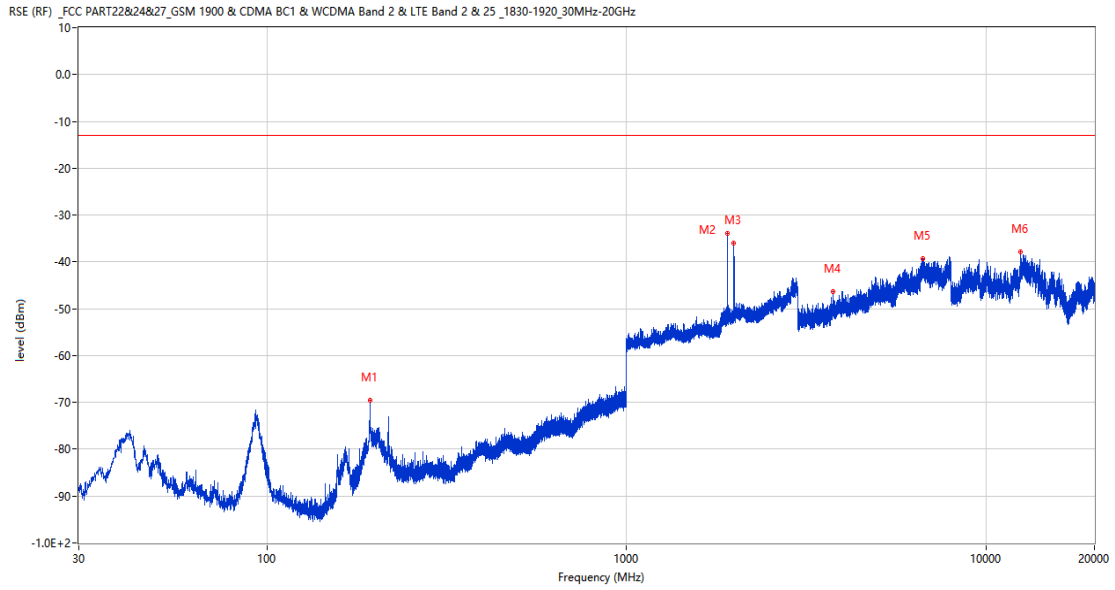
5.3 WCDMA Band 2 High Channel

RSE-H&H WCDMA Band 2 CH9538



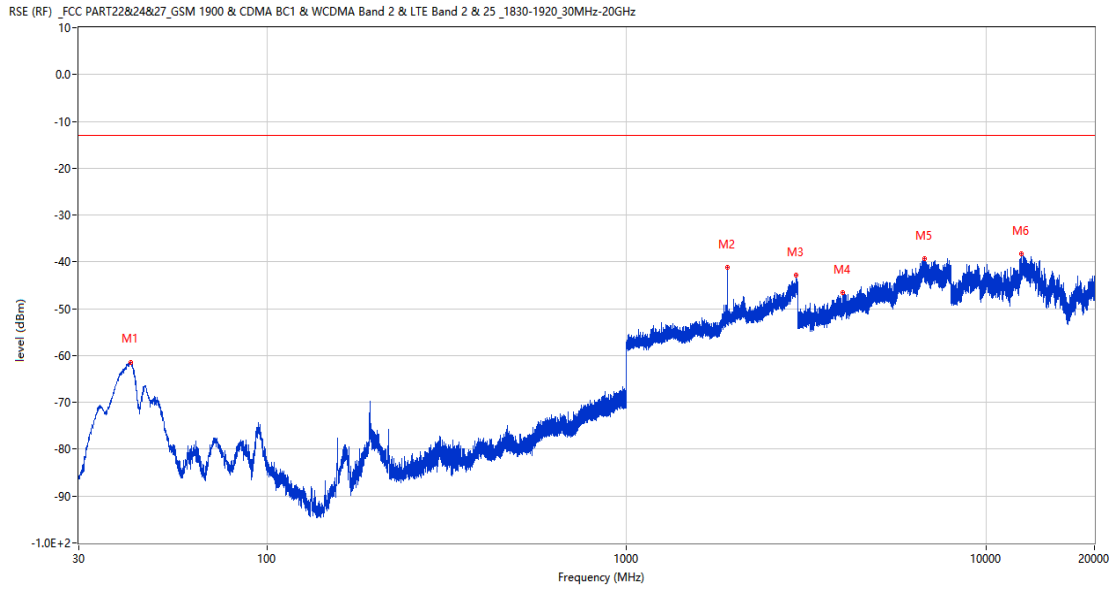
Frequency (MHz)	Result (dBm)	Factor (dB)	PK Limit (dBm)	Over Limit (dB)	Table (o)	ANT	EUT	Verdict
91.789	-67.79	-19.80	-13.0	-54.79	209.00	Horizontal	Horizontal	Pass
1909.900	-34.84	3.13	-13.0	-21.84	7.00	Horizontal	Horizontal	N/A
1989.700	-35.57	2.98	-13.0	-22.57	198.00	Horizontal	Horizontal	N/A
2888.500	-43.23	11.72	-13.0	-30.23	62.00	Horizontal	Horizontal	Pass
7815.000	-38.13	16.37	-13.0	-25.13	237.00	Horizontal	Horizontal	Pass
12692.525	-37.84	16.41	-13.0	-24.84	363.00	Horizontal	Horizontal	Pass

RSE-H&V WCDMA Band 2 CH9538



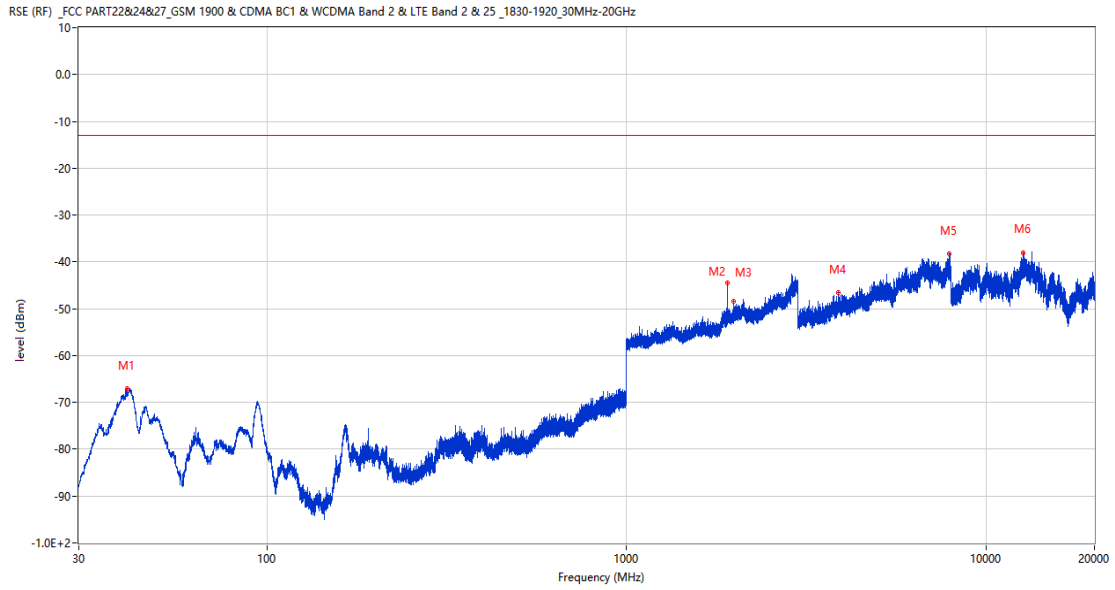
Frequency (MHz)	Result (dBm)	Factor (dB)	PK Limit (dBm)	Over Limit (dB)	Table (o)	ANT	EUT	Verdict
193.445	-69.55	-16.06	-13.0	-56.55	173.00	Horizontal	Vertical	Pass
1909.500	-33.91	3.13	-13.0	-20.91	161.00	Horizontal	Vertical	N/A
1987.400	-35.93	2.97	-13.0	-22.93	303.00	Horizontal	Vertical	N/A
3758.500	-46.34	8.54	-13.0	-33.34	11.00	Horizontal	Vertical	Pass
6647.250	-39.31	15.22	-13.0	-26.31	178.00	Horizontal	Vertical	Pass
12492.787	-37.84	15.42	-13.0	-24.84	113.00	Horizontal	Vertical	Pass

RSE-V&V WCDMA Band 2 CH9538



Frequency (MHz)	Result (dBm)	Factor (dB)	PK Limit (dBm)	Over Limit (dB)	Table (o)	ANT	EUT	Verdict
41.737	-61.38	-18.54	-13.0	-48.38	296.00	Vertical	Vertical	Pass
1909.700	-41.19	3.13	-13.0	-28.19	45.00	Vertical	Vertical	N/A
2953.800	-42.89	10.67	-13.0	-29.89	222.00	Vertical	Vertical	Pass
3993.250	-46.59	9.21	-13.0	-33.59	317.00	Vertical	Vertical	Pass
6735.750	-39.29	15.19	-13.0	-26.29	152.00	Vertical	Vertical	Pass
12502.525	-38.23	15.61	-13.0	-25.23	107.00	Vertical	Vertical	Pass

RSE-V&H WCDMA Band 2 CH9538

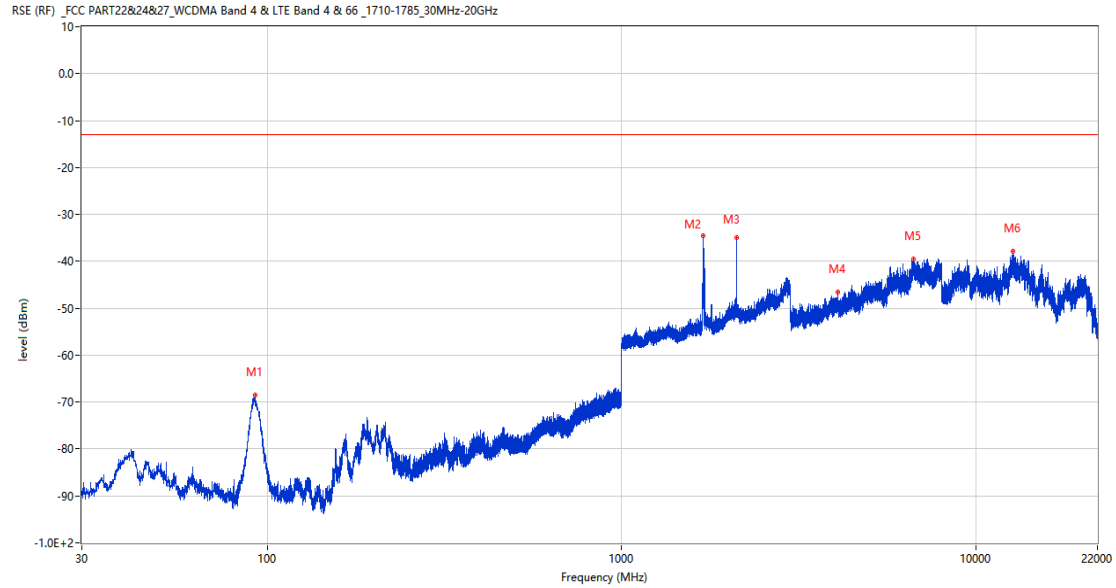


Frequency (MHz)	Result (dBm)	Factor (dB)	PK Limit (dBm)	Over Limit (dB)	Table (o)	ANT	EUT	Verdict
40.961	-67.01	-18.72	-13.0	-54.01	154.00	Vertical	Horizontal	Pass
1909.000	-44.47	3.12	-13.0	-31.47	184.00	Vertical	Horizontal	N/A
1988.600	-48.49	2.91	-13.0	-35.49	184.00	Vertical	Horizontal	N/A
3891.000	-46.58	9.05	-13.0	-33.58	128.00	Vertical	Horizontal	Pass
7876.250	-38.34	15.09	-13.0	-25.34	106.00	Vertical	Horizontal	Pass
12691.338	-38.10	16.39	-13.0	-25.10	132.00	Vertical	Horizontal	Pass

6 WCDMA Band 4

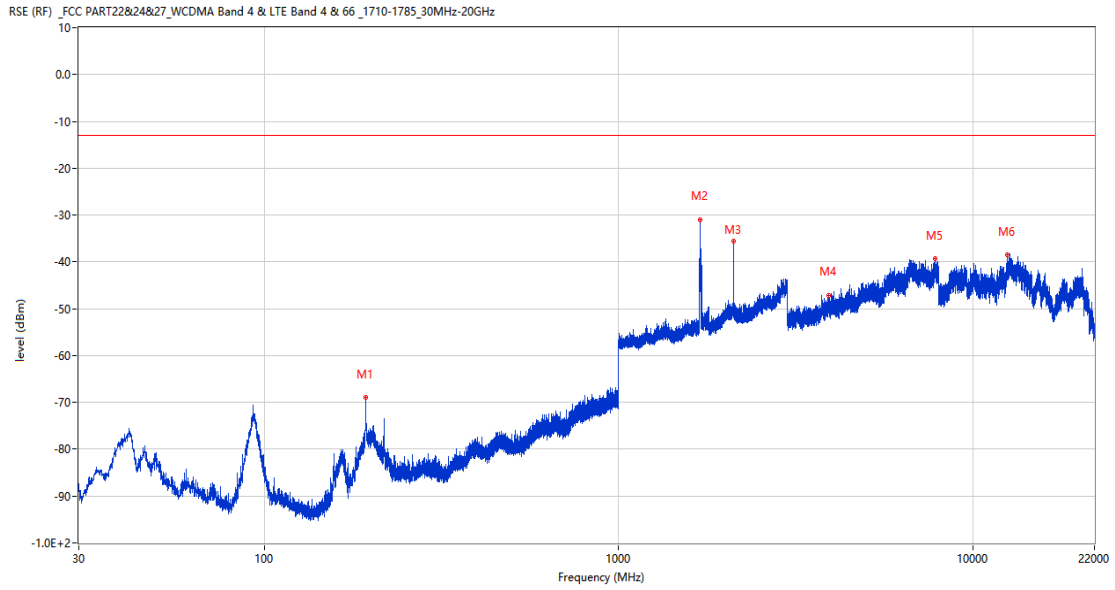
6.1 WCDMA Band 4 Low Channel

RSE-H&H WCDMA Band 4 CH1312



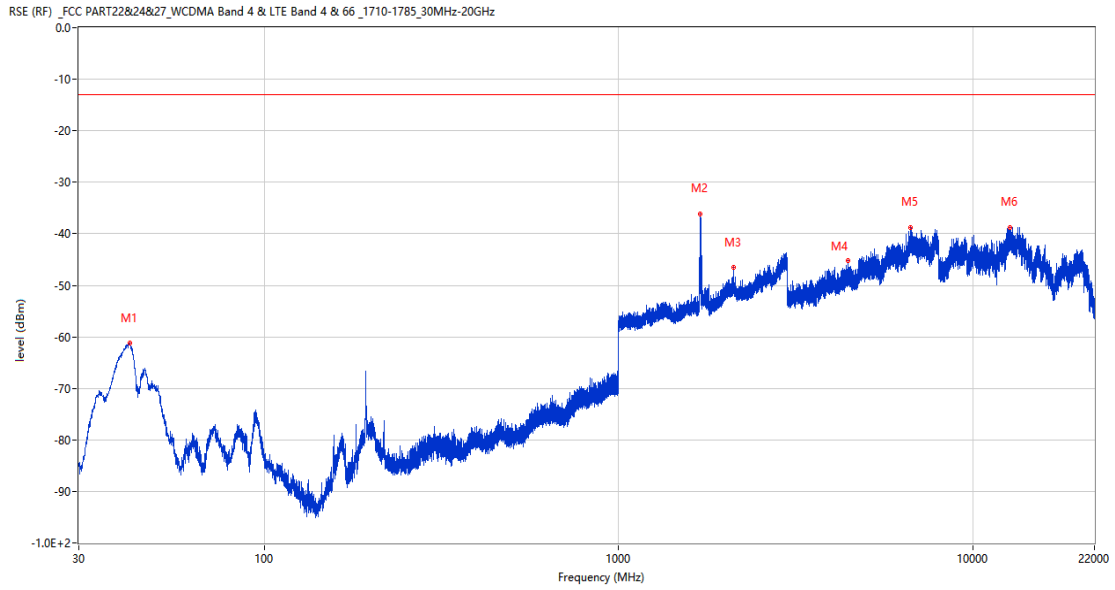
Frequency (MHz)	Result (dBm)	Factor (dB)	PK Limit (dBm)	Over Limit (dB)	Table (o)	ANT	EUT	Verdict
92.323	-68.52	-19.83	-13.0	-55.52	211.00	Horizontal	Horizontal	Pass
1700.700	-34.49	1.96	-13.0	-21.49	55.00	Horizontal	Horizontal	N/A
2113.900	-34.94	4.67	-13.0	-21.94	204.00	Horizontal	Horizontal	N/A
4062.500	-46.60	9.26	-13.0	-33.60	228.00	Horizontal	Horizontal	Pass
6650.000	-39.51	15.12	-13.0	-26.51	46.00	Horizontal	Horizontal	Pass
12707.963	-37.88	16.45	-13.0	-24.88	210.00	Horizontal	Horizontal	Pass

RSE-H&V WCDMA Band 4 CH1312



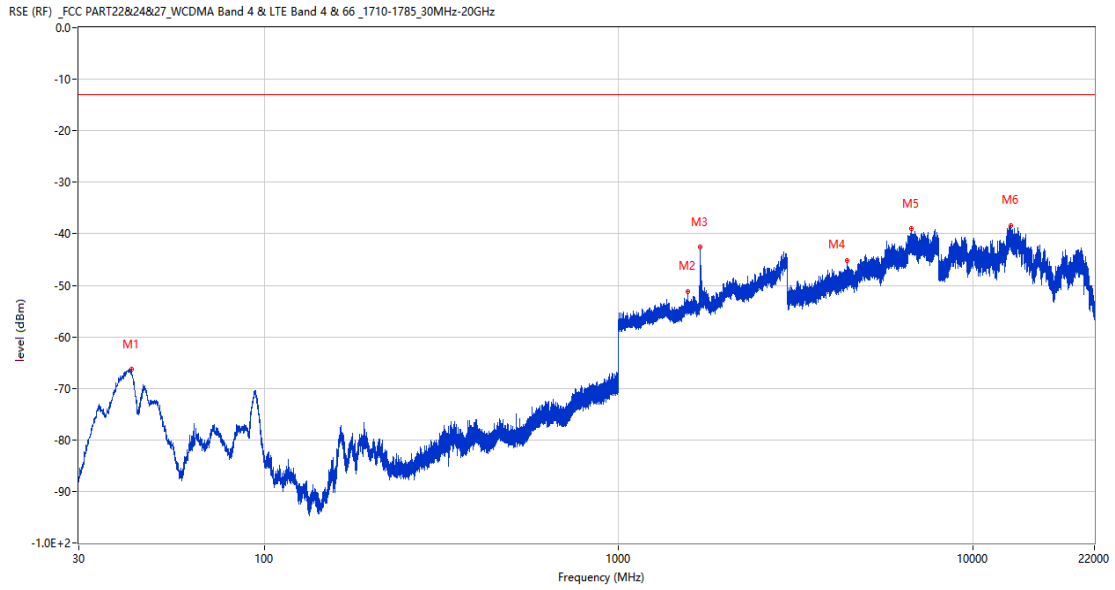
Frequency (MHz)	Result (dBm)	Factor (dB)	PK Limit (dBm)	Over Limit (dB)	Table (o)	ANT	EUT	Verdict
193.542	-68.93	-16.05	-13.0	-55.93	157.00	Horizontal	Vertical	Pass
1702.100	-30.93	1.96	-13.0	-17.93	339.00	Horizontal	Vertical	N/A
2113.000	-35.60	4.63	-13.0	-22.60	201.00	Horizontal	Vertical	N/A
3909.250	-47.22	9.27	-13.0	-34.22	267.00	Horizontal	Vertical	Pass
7809.500	-39.38	16.24	-13.0	-26.38	31.00	Horizontal	Vertical	Pass
12500.625	-38.48	15.65	-13.0	-25.48	293.00	Horizontal	Vertical	Pass

RSE-V&V WCDMA Band 4 CH1312



Frequency (MHz)	Result (dBm)	Factor (dB)	PK Limit (dBm)	Over Limit (dB)	Table (o)	ANT	EUT	Verdict
41.883	-61.22	-18.50	-13.0	-48.22	283.00	Vertical	Vertical	Pass
1701.400	-36.11	1.96	-13.0	-23.11	53.00	Vertical	Vertical	N/A
2114.100	-46.60	4.68	-13.0	-33.60	249.00	Vertical	Vertical	N/A
4439.750	-45.14	9.61	-13.0	-32.14	352.00	Vertical	Vertical	Pass
6653.750	-38.81	15.02	-13.0	-25.81	220.00	Vertical	Vertical	Pass
12672.338	-38.80	16.06	-13.0	-25.80	186.00	Vertical	Vertical	Pass

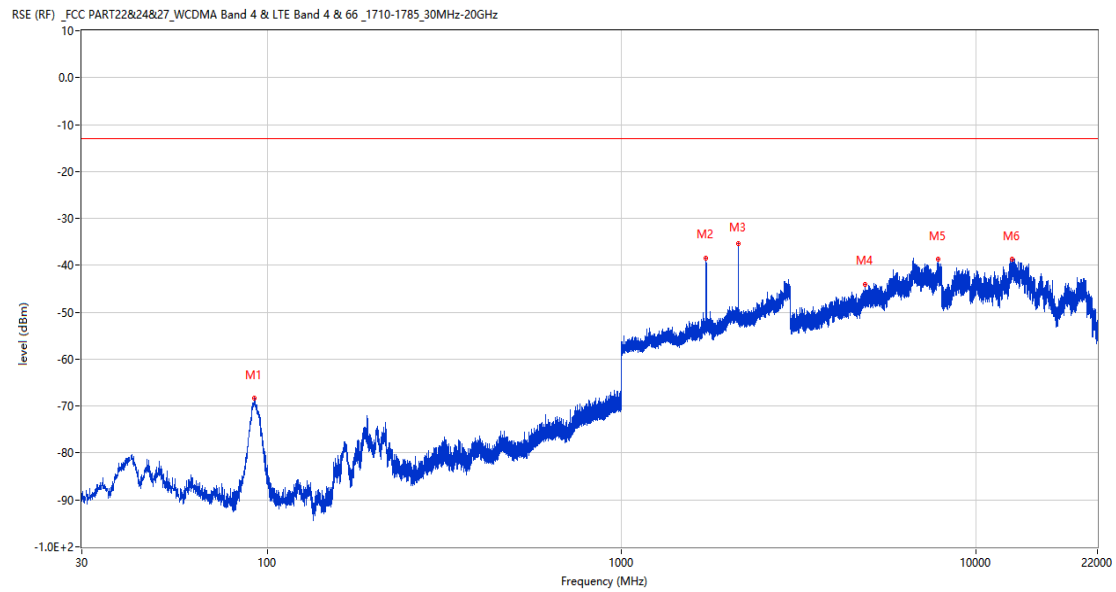
RSE-V&H WCDMA Band 4 CH1312



Frequency (MHz)	Result (dBm)	Factor (dB)	PK Limit (dBm)	Over Limit (dB)	Table (o)	ANT	EUT	Verdict
42.222	-66.38	-18.40	-13.0	-53.38	255.00	Vertical	Horizontal	Pass
1563.600	-51.31	0.26	-13.0	-38.31	108.00	Vertical	Horizontal	Pass
1699.800	-42.57	1.83	-13.0	-29.57	290.00	Vertical	Horizontal	N/A
4410.500	-45.14	9.24	-13.0	-32.14	132.00	Vertical	Horizontal	Pass
6697.750	-39.07	15.21	-13.0	-26.07	100.00	Vertical	Horizontal	Pass
12764.338	-38.51	15.95	-13.0	-25.51	362.00	Vertical	Horizontal	Pass

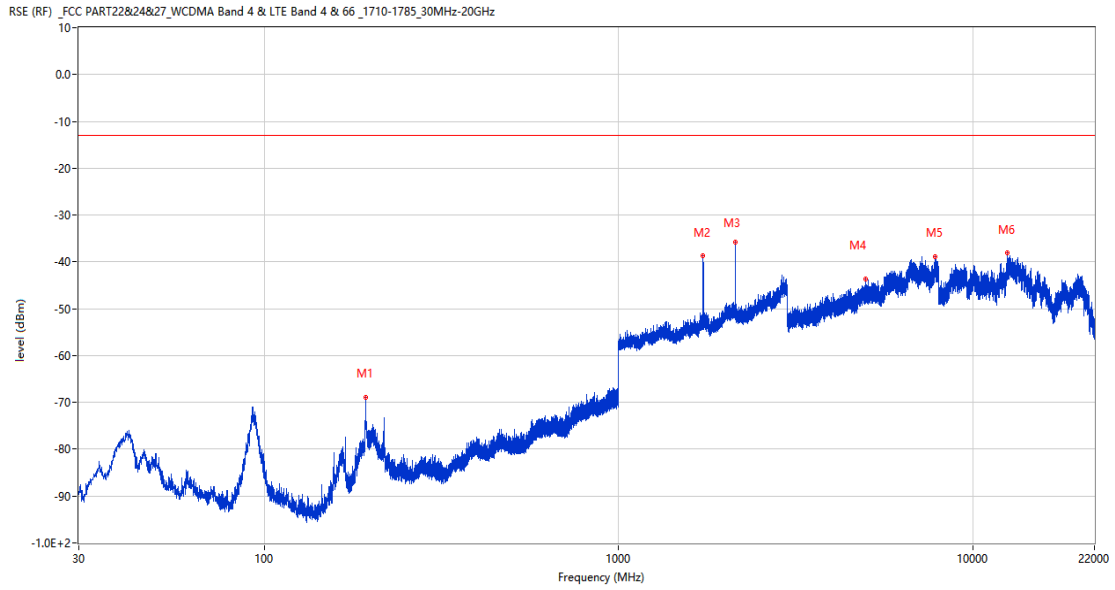
6.2 WCDMA Band 4 Middle Channel

RSE-H&H WCDMA Band 4 CH1412



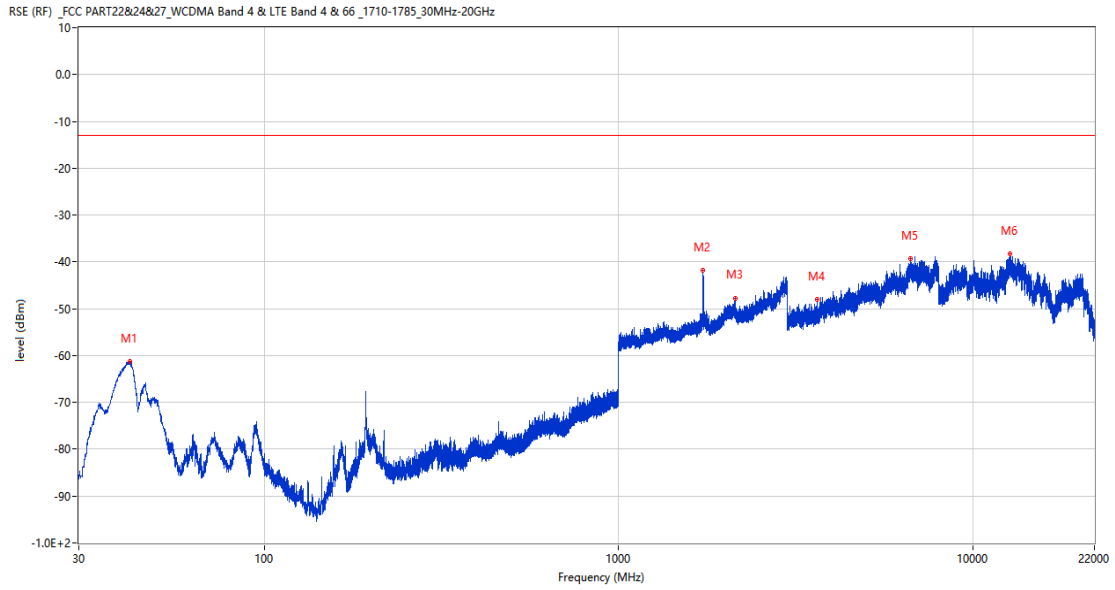
Frequency (MHz)	Result (dBm)	Factor (dB)	PK Limit (dBm)	Over Limit (dB)	Table (o)	ANT	EUT	Verdict
91.789	-68.33	-19.80	-13.0	-55.33	198.00	Horizontal	Horizontal	Pass
1731.800	-38.38	2.02	-13.0	-25.38	45.00	Horizontal	Horizontal	N/A
2134.700	-35.30	4.04	-13.0	-22.30	212.00	Horizontal	Horizontal	N/A
4862.250	-43.98	10.14	-13.0	-30.98	216.00	Horizontal	Horizontal	Pass
7824.750	-38.68	15.98	-13.0	-25.68	14.00	Horizontal	Horizontal	Pass
12632.200	-38.74	15.51	-13.0	-25.74	83.00	Horizontal	Horizontal	Pass

RSE-H&V WCDMA Band 4 CH1412



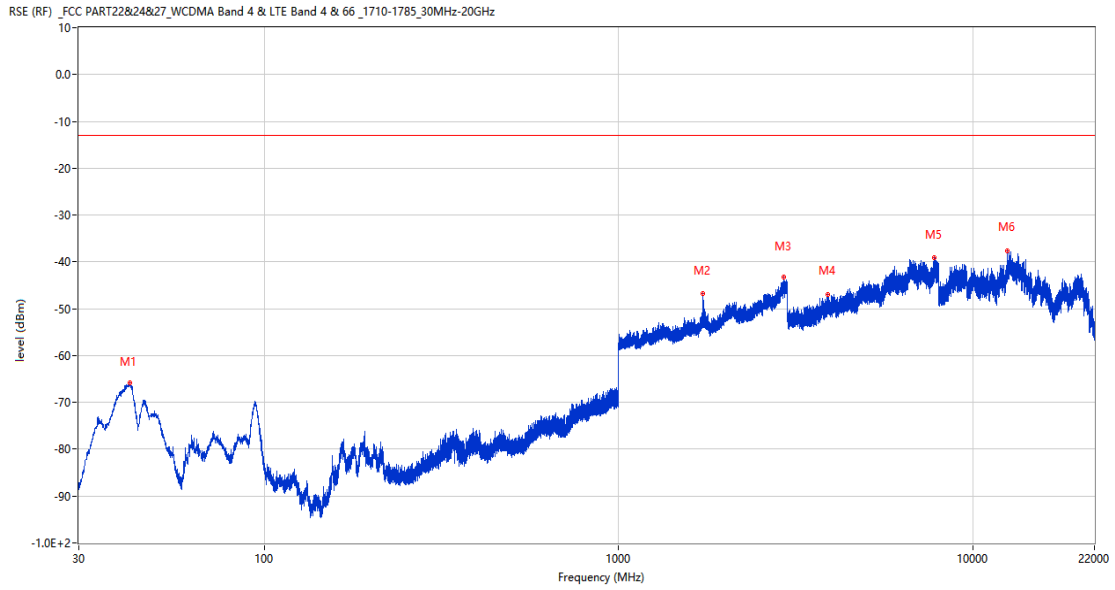
Frequency (MHz)	Result (dBm)	Factor (dB)	PK Limit (dBm)	Over Limit (dB)	Table (o)	ANT	EUT	Verdict
193.590	-68.86	-16.05	-13.0	-55.86	168.00	Horizontal	Vertical	Pass
1731.900	-38.71	2.02	-13.0	-25.71	175.00	Horizontal	Vertical	N/A
2132.500	-35.83	3.97	-13.0	-22.83	206.00	Horizontal	Vertical	N/A
4981.750	-43.70	11.04	-13.0	-30.70	189.00	Horizontal	Vertical	Pass
7807.250	-38.81	16.22	-13.0	-25.81	11.00	Horizontal	Vertical	Pass
12506.800	-38.04	15.52	-13.0	-25.04	191.00	Horizontal	Vertical	Pass

RSE-V&V WCDMA Band 4 CH1412



Frequency (MHz)	Result (dBm)	Factor (dB)	PK Limit (dBm)	Over Limit (dB)	Table (o)	ANT	EUT	Verdict
41.688	-61.22	-18.55	-13.0	-48.22	257.00	Vertical	Vertical	Pass
1731.800	-41.83	2.02	-13.0	-28.83	280.00	Vertical	Vertical	N/A
2132.000	-47.70	3.94	-13.0	-34.70	262.00	Vertical	Vertical	N/A
3627.500	-48.03	7.67	-13.0	-35.03	98.00	Vertical	Vertical	Pass
6663.000	-39.37	14.68	-13.0	-26.37	-3.00	Vertical	Vertical	Pass
12736.938	-38.17	16.14	-13.0	-25.17	36.00	Vertical	Vertical	Pass

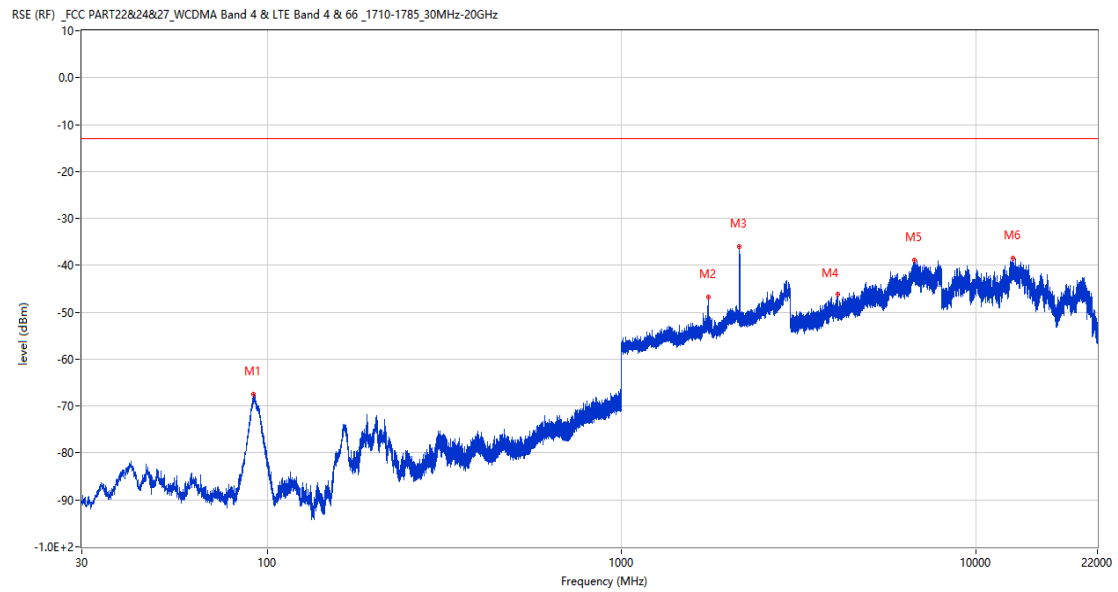
RSE-V&H WCDMA Band 4 CH1412



Frequency (MHz)	Result (dBm)	Factor (dB)	PK Limit (dBm)	Over Limit (dB)	Table (o)	ANT	EUT	Verdict
41.737	-65.84	-18.54	-13.0	-52.84	283.00	Vertical	Horizontal	Pass
1732.100	-46.75	2.02	-13.0	-33.75	89.00	Vertical	Horizontal	N/A
2923.400	-43.24	11.00	-13.0	-30.24	361.00	Vertical	Horizontal	Pass
3899.250	-46.97	9.24	-13.0	-33.97	339.00	Vertical	Horizontal	Pass
7780.500	-39.19	15.26	-13.0	-26.19	322.00	Vertical	Horizontal	Pass
12506.325	-37.54	15.53	-13.0	-24.54	51.00	Vertical	Horizontal	Pass

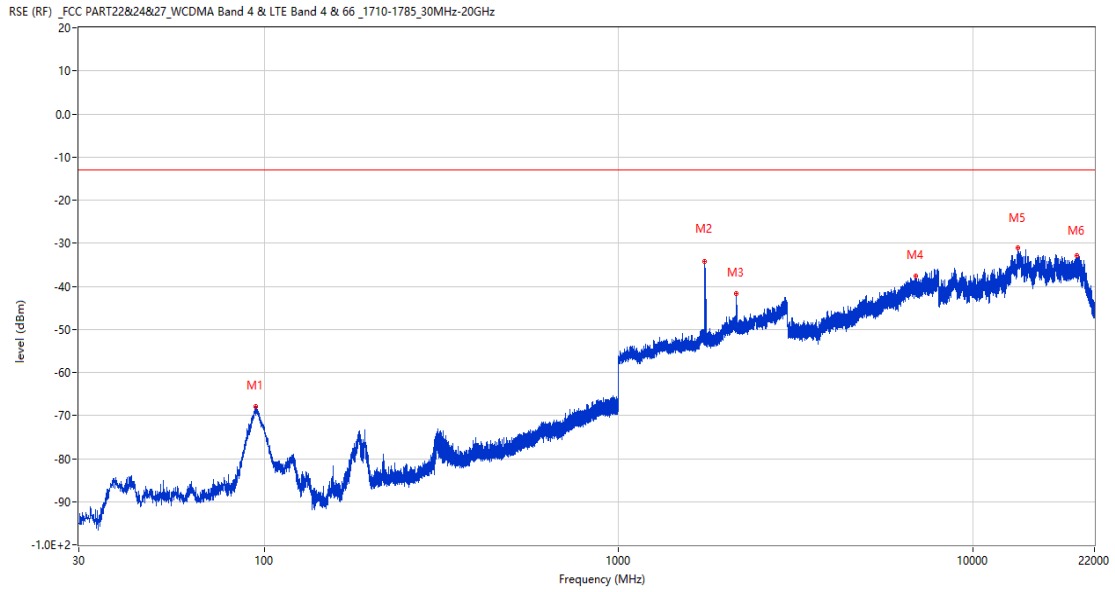
6.3 WCDMA Band 4 High Channel

RSE-H&H WCDMA Band 4 CH1513



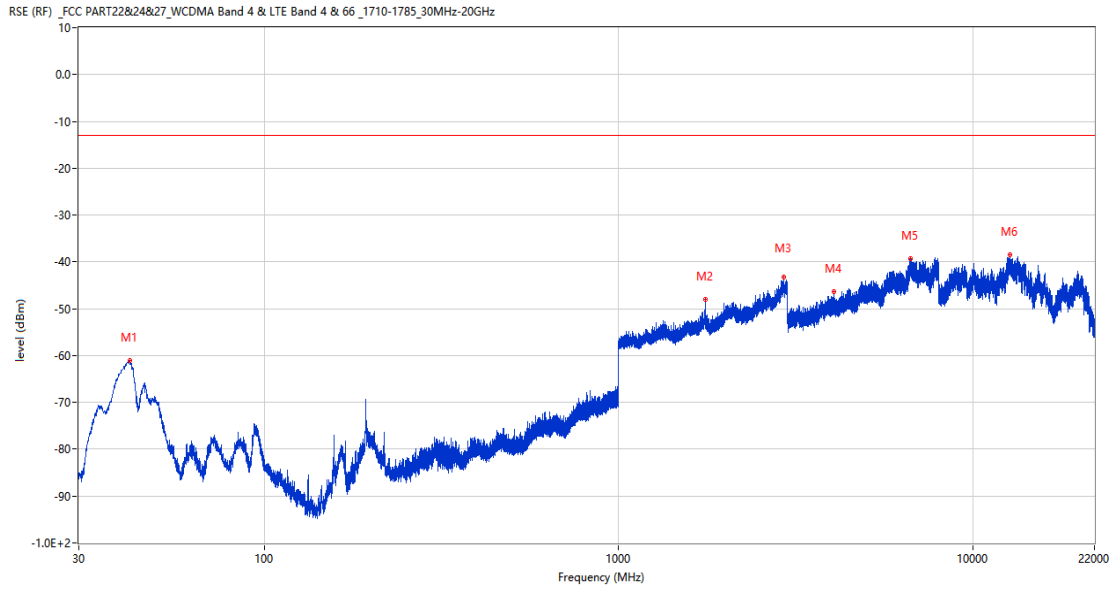
Frequency (MHz)	Result (dBm)	Factor (dB)	PK Limit (dBm)	Over Limit (dB)	Table (o)	ANT	EUT	Verdict
91.498	-67.42	-19.87	-13.0	-54.42	206.00	Horizontal	Horizontal	Pass
1753.600	-46.75	2.03	-13.0	-33.75	23.00	Horizontal	Horizontal	N/A
2152.600	-35.92	3.06	-13.0	-22.92	203.00	Horizontal	Horizontal	N/A
4062.250	-46.23	9.27	-13.0	-33.23	344.00	Horizontal	Horizontal	Pass
6688.750	-38.97	14.69	-13.0	-25.97	1.00	Horizontal	Horizontal	Pass
12691.812	-38.37	16.40	-13.0	-25.37	361.00	Horizontal	Horizontal	Pass

RSE-H&V WCDMA Band 4 CH1513



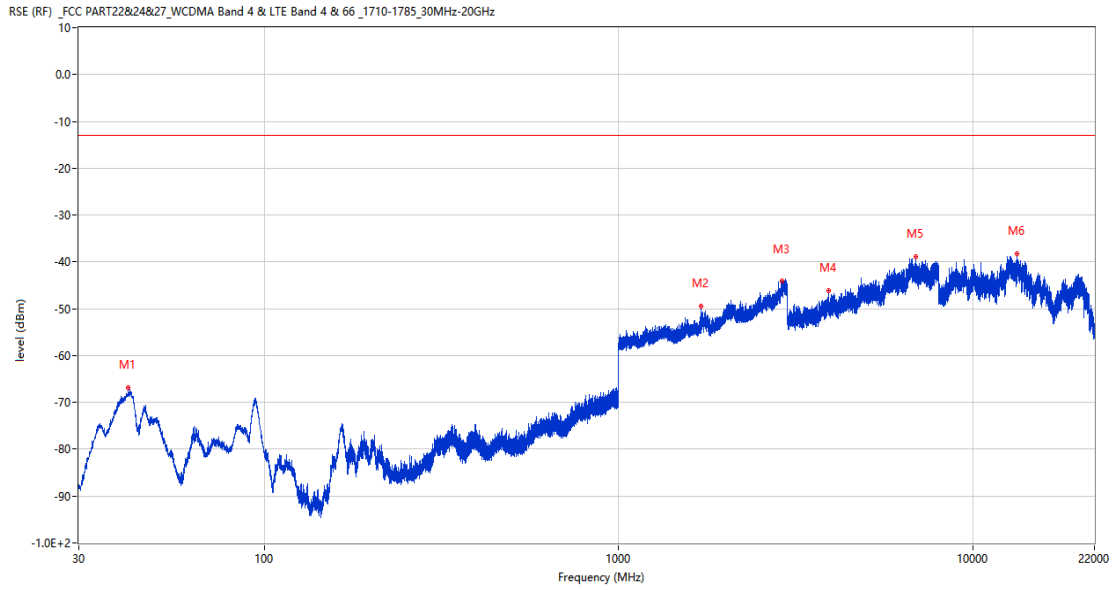
Frequency (MHz)	Result (dBm)	Factor (dB)	PK Limit (dBm)	Over Limit (dB)	Table (o)	ANT	EUT	Verdict
94.844	-67.84	-18.66	-13.0	-54.84	177.00	Horizontal	Vertical	Pass
1752.300	-34.25	2.25	-13.0	-21.25	38.00	Horizontal	Vertical	N/A
2151.000	-41.69	5.12	-13.0	-28.69	46.00	Horizontal	Vertical	N/A
6881.500	-37.73	16.14	-13.0	-24.73	198.00	Horizontal	Vertical	Pass
13399.349	-31.15	24.85	-13.0	-18.15	37.00	Horizontal	Vertical	Pass
19613.962	-32.88	21.48	-13.0	-19.88	-2.00	Horizontal	Vertical	Pass

RSE-V&V WCDMA Band 4 CH1513



Frequency (MHz)	Result (dBm)	Factor (dB)	PK Limit (dBm)	Over Limit (dB)	Table (o)	ANT	EUT	Verdict
41.688	-61.00	-18.55	-13.0	-48.00	1.00	Vertical	Vertical	Pass
1753.800	-47.96	2.03	-13.0	-34.96	278.00	Vertical	Vertical	N/A
2930.300	-43.20	10.65	-13.0	-30.20	197.00	Vertical	Vertical	Pass
4055.750	-46.28	9.33	-13.0	-33.28	228.00	Vertical	Vertical	Pass
6670.500	-39.21	14.58	-13.0	-26.21	332.00	Vertical	Vertical	Pass
12676.850	-38.45	16.14	-13.0	-25.45	-3.00	Vertical	Vertical	Pass

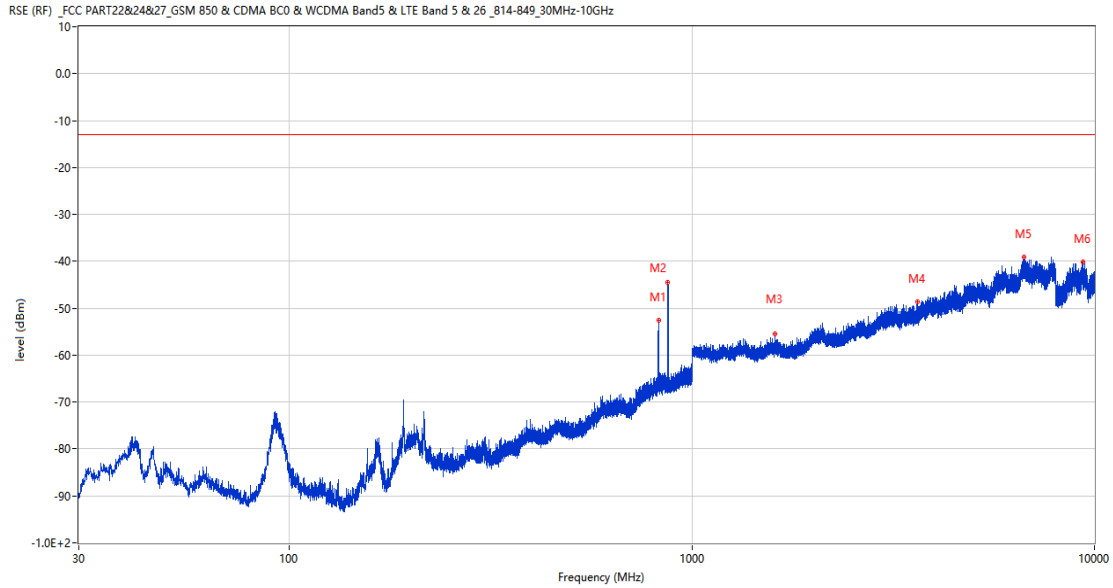
RSE-V&H WCDMA Band 4 CH1513



Frequency (MHz)	Result (dBm)	Factor (dB)	PK Limit (dBm)	Over Limit (dB)	Table (o)	ANT	EUT	Verdict
41.349	-66.83	-18.62	-13.0	-53.83	278.00	Vertical	Horizontal	Pass
1712.400	-49.52	1.98	-13.0	-36.52	138.00	Vertical	Horizontal	Pass
2884.000	-44.01	10.49	-13.0	-31.01	7.00	Vertical	Horizontal	Pass
3910.750	-46.15	9.30	-13.0	-33.15	30.00	Vertical	Horizontal	Pass
6875.250	-38.85	14.15	-13.0	-25.85	64.00	Vertical	Horizontal	Pass
13332.750	-38.30	15.72	-13.0	-25.30	207.00	Vertical	Horizontal	Pass

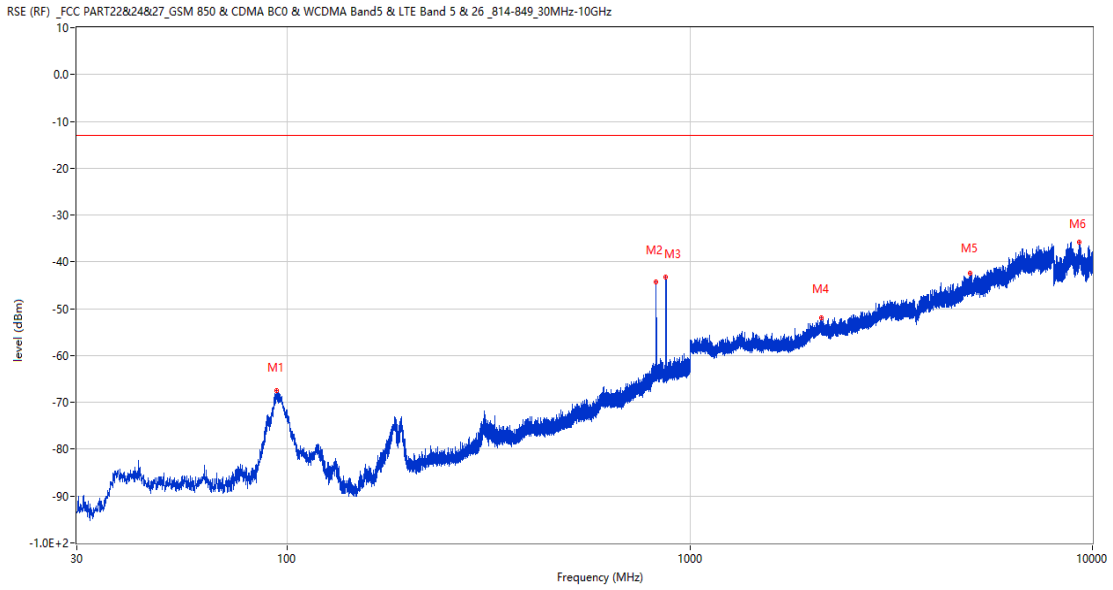
7 WCDMA Band 5
7.1 WCDMA Band 5 Low Channel

RSE-H&H WCDMA Band 5 CH4132



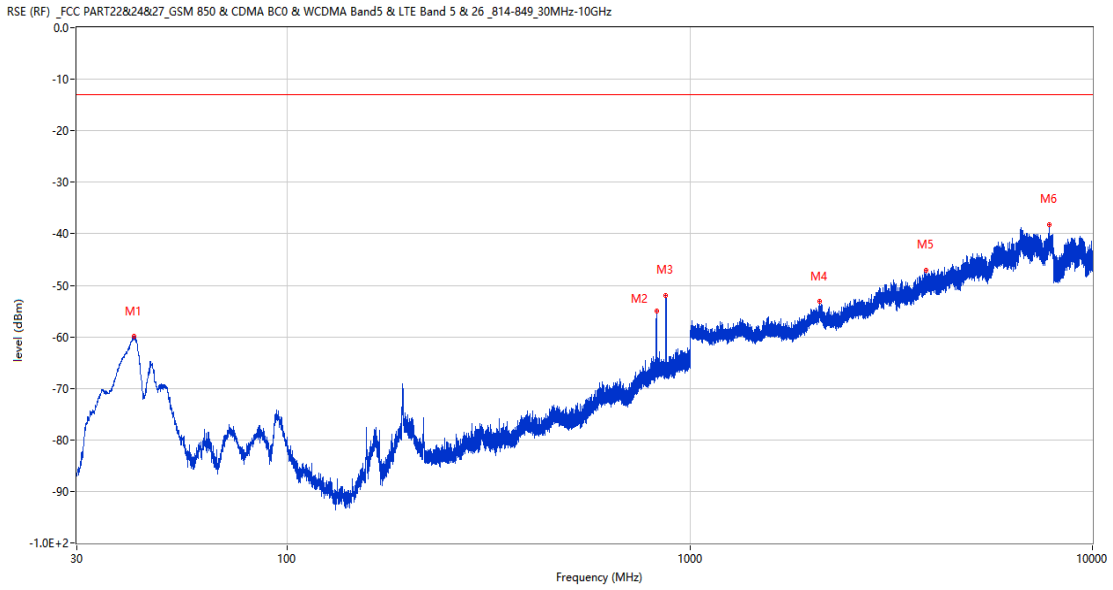
Frequency (MHz)	Result (dBm)	Factor (dB)	PK Limit (dBm)	Over Limit (dB)	Table (o)	ANT	EUT	Verdict
825.545	-52.54	4.33	-13.0	-39.54	250.00	Horizontal	Horizontal	N/A
869.874	-44.49	4.20	-13.0	-31.49	201.00	Horizontal	Horizontal	N/A
1608.000	-55.42	-3.87	-13.0	-42.42	34.00	Horizontal	Horizontal	Pass
3635.750	-48.70	7.04	-13.0	-35.70	192.00	Horizontal	Horizontal	Pass
6690.500	-39.19	14.81	-13.0	-26.19	358.00	Horizontal	Horizontal	Pass
9351.000	-40.11	14.77	-13.0	-27.11	98.00	Horizontal	Horizontal	Pass

RSE-H&V WCDMA Band 5 CH4132



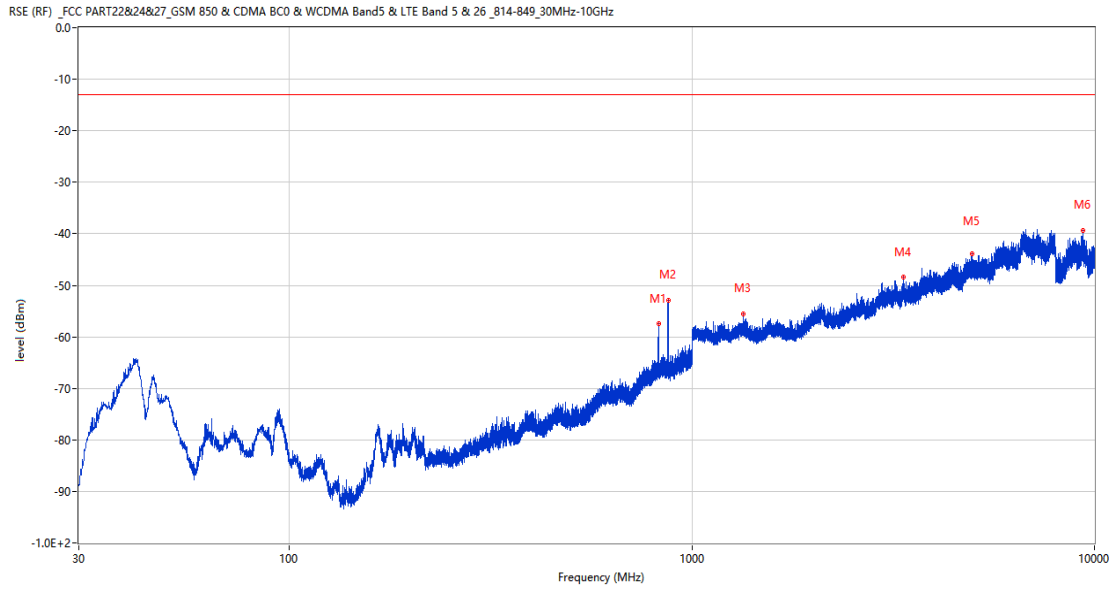
Frequency (MHz)	Result (dBm)	Factor (dB)	PK Limit (dBm)	Over Limit (dB)	Table (o)	ANT	EUT	Verdict
93.923	-67.55	-17.35	-13.0	-54.55	179.00	Horizontal	Vertical	Pass
824.333	-44.37	6.91	-13.0	-31.37	339.00	Horizontal	Vertical	N/A
870.408	-43.26	6.38	-13.0	-30.26	265.00	Horizontal	Vertical	N/A
2121.700	-51.95	-0.16	-13.0	-38.95	255.00	Horizontal	Vertical	Pass
4955.500	-42.43	12.88	-13.0	-29.43	18.00	Horizontal	Vertical	Pass
9272.500	-35.79	19.07	-13.0	-22.79	51.00	Horizontal	Vertical	Pass

RSE-V&V WCDMA Band 5 CH4132



Frequency (MHz)	Result (dBm)	Factor (dB)	PK Limit (dBm)	Over Limit (dB)	Table (o)	ANT	EUT	Verdict
41.640	-59.97	-17.78	-13.0	-46.97	248.00	Vertical	Vertical	Pass
826.370	-55.03	4.36	-13.0	-42.03	67.00	Vertical	Vertical	N/A
869.778	-51.90	4.20	-13.0	-38.90	131.00	Vertical	Vertical	N/A
2099.200	-53.01	-0.07	-13.0	-40.01	22.00	Vertical	Vertical	Pass
3866.500	-47.15	8.68	-13.0	-34.15	238.00	Vertical	Vertical	Pass
7811.750	-38.30	16.35	-13.0	-25.30	11.00	Vertical	Vertical	Pass

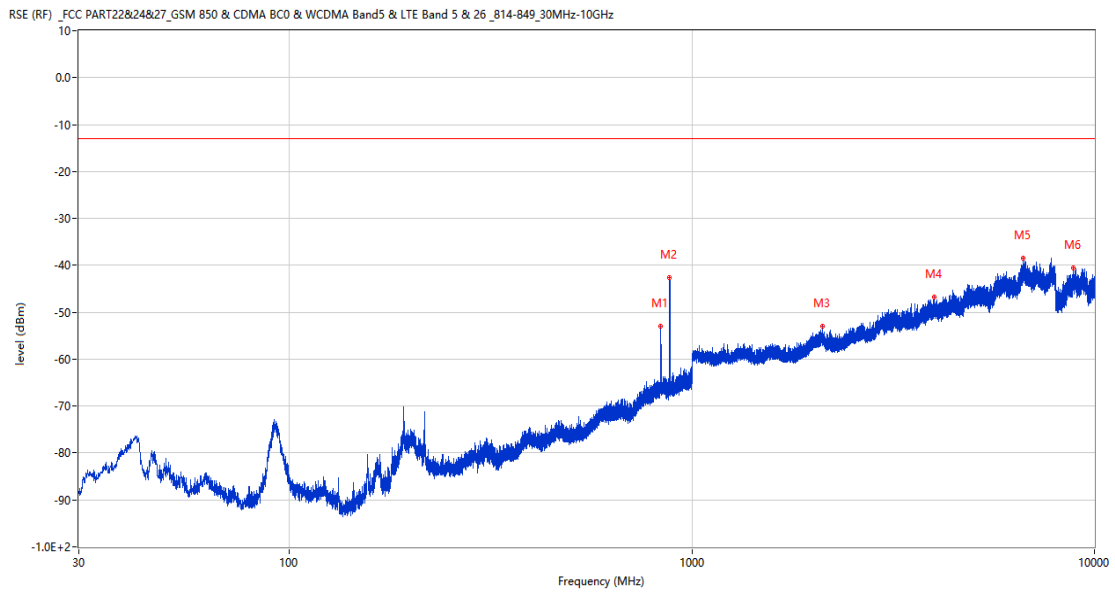
RSE-V&H WCDMA Band 5 CH4132



Frequency (MHz)	Result (dBm)	Factor (dB)	PK Limit (dBm)	Over Limit (dB)	Table (o)	ANT	EUT	Verdict
825.933	-57.39	4.35	-13.0	-44.39	325.00	Vertical	Horizontal	N/A
872.687	-52.91	4.24	-13.0	-39.91	213.00	Vertical	Horizontal	N/A
1341.200	-55.57	-3.82	-13.0	-42.57	0.00	Vertical	Horizontal	Pass
3350.250	-48.39	6.08	-13.0	-35.39	242.00	Vertical	Horizontal	Pass
4968.000	-43.95	10.74	-13.0	-30.95	226.00	Vertical	Horizontal	Pass
9358.000	-39.33	14.58	-13.0	-26.33	346.00	Vertical	Horizontal	Pass

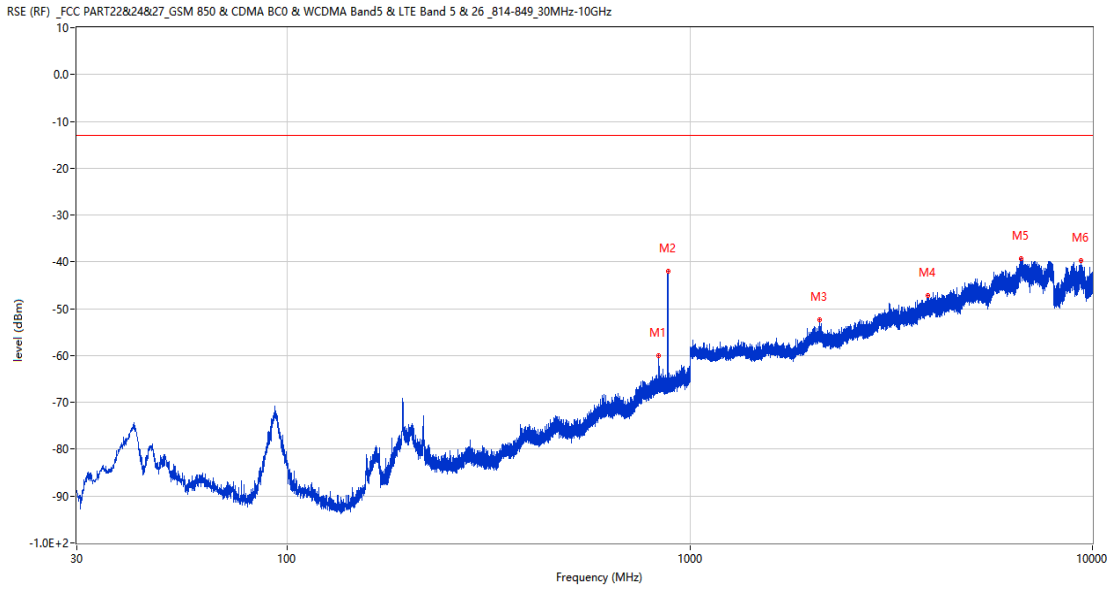
7.2 WCDMA Band 5 Middle Channel

RSE-H&H WCDMA Band 5 CH4182



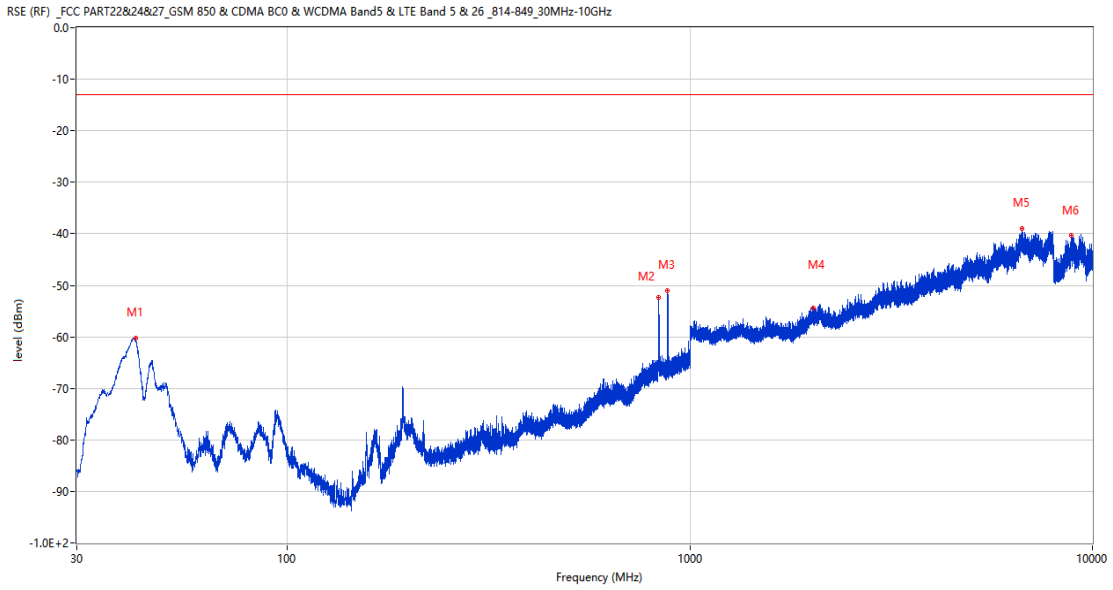
Frequency (MHz)	Result (dBm)	Factor (dB)	PK Limit (dBm)	Over Limit (dB)	Table (o)	ANT	EUT	Verdict
835.633	-53.02	4.74	-13.0	-40.02	264.00	Horizontal	Horizontal	N/A
879.914	-42.57	4.20	-13.0	-29.57	185.00	Horizontal	Horizontal	N/A
2110.800	-52.98	-0.45	-13.0	-39.98	208.00	Horizontal	Horizontal	Pass
4006.500	-46.67	9.10	-13.0	-33.67	109.00	Horizontal	Horizontal	Pass
6661.000	-38.57	14.74	-13.0	-25.57	11.00	Horizontal	Horizontal	Pass
8846.599	-40.60	14.79	-13.0	-27.60	231.00	Horizontal	Horizontal	Pass

RSE-H&V WCDMA Band 5 CH4182



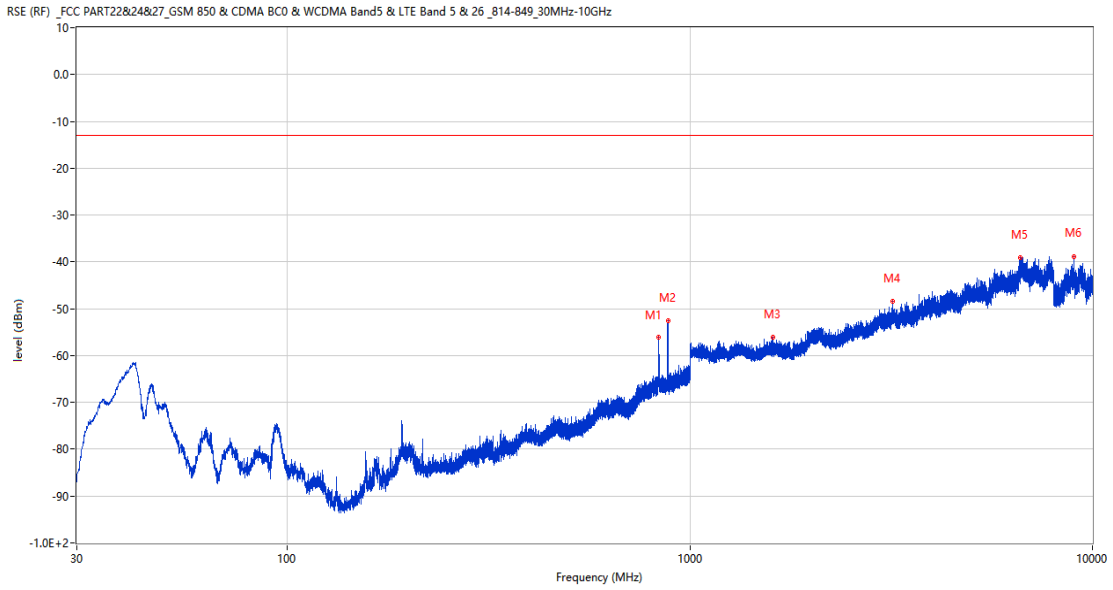
Frequency (MHz)	Result (dBm)	Factor (dB)	PK Limit (dBm)	Over Limit (dB)	Table (o)	ANT	EUT	Verdict
835.973	-59.95	4.75	-13.0	-46.95	292.00	Horizontal	Vertical	N/A
882.436	-42.07	4.17	-13.0	-29.07	191.00	Horizontal	Vertical	N/A
2100.200	-52.38	-0.04	-13.0	-39.38	338.00	Horizontal	Vertical	Pass
3901.000	-47.18	9.21	-13.0	-34.18	363.00	Horizontal	Vertical	Pass
6640.000	-39.41	15.07	-13.0	-26.41	60.00	Horizontal	Vertical	Pass
9344.400	-39.79	14.86	-13.0	-26.79	230.00	Horizontal	Vertical	Pass

RSE-V&V WCDMA Band 5 CH4182



Frequency (MHz)	Result (dBm)	Factor (dB)	PK Limit (dBm)	Over Limit (dB)	Table (o)	ANT	EUT	Verdict
41.931	-60.20	-17.74	-13.0	-47.20	354.00	Vertical	Vertical	Pass
836.119	-52.27	4.76	-13.0	-39.27	360.00	Vertical	Vertical	N/A
880.011	-51.10	4.19	-13.0	-38.10	266.00	Vertical	Vertical	N/A
2029.200	-54.37	-1.53	-13.0	-41.37	108.00	Vertical	Vertical	Pass
6676.500	-39.08	14.56	-13.0	-26.08	363.00	Vertical	Vertical	Pass
8841.500	-40.27	14.68	-13.0	-27.27	361.00	Vertical	Vertical	Pass

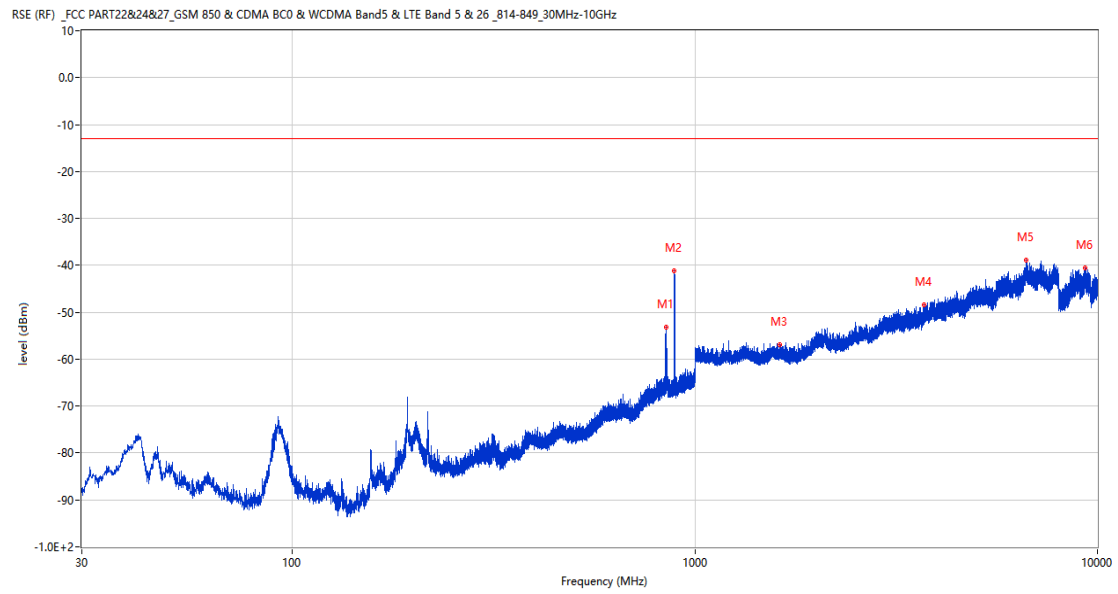
RSE-V&H WCDMA Band 5 CH4182



Frequency (MHz)	Result (dBm)	Factor (dB)	PK Limit (dBm)	Over Limit (dB)	Table (o)	ANT	EUT	Verdict
836.894	-56.17	4.79	-13.0	-43.17	328.00	Vertical	Horizontal	N/A
882.193	-52.46	4.17	-13.0	-39.46	269.00	Vertical	Horizontal	N/A
1610.300	-56.04	-3.91	-13.0	-43.04	0.00	Vertical	Horizontal	Pass
3188.500	-48.39	6.32	-13.0	-35.39	1.00	Vertical	Horizontal	Pass
6627.000	-39.05	14.73	-13.0	-26.05	61.00	Vertical	Horizontal	Pass
8990.099	-38.89	13.58	-13.0	-25.89	44.00	Vertical	Horizontal	Pass

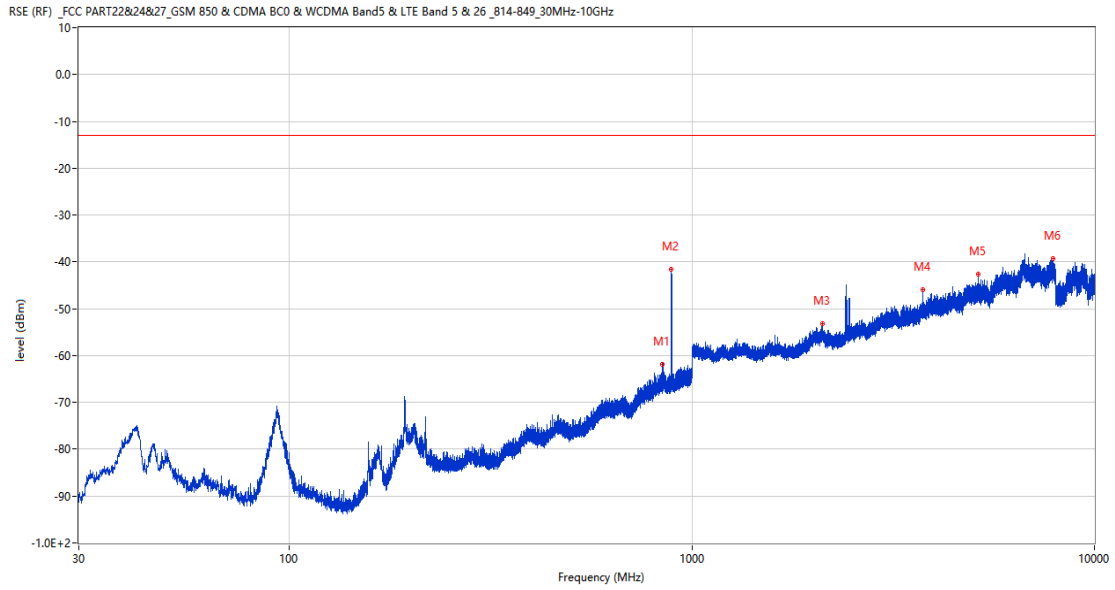
7.3 WCDMA Band 5 High Channel

RSE-H&H WCDMA Band 5 CH4233



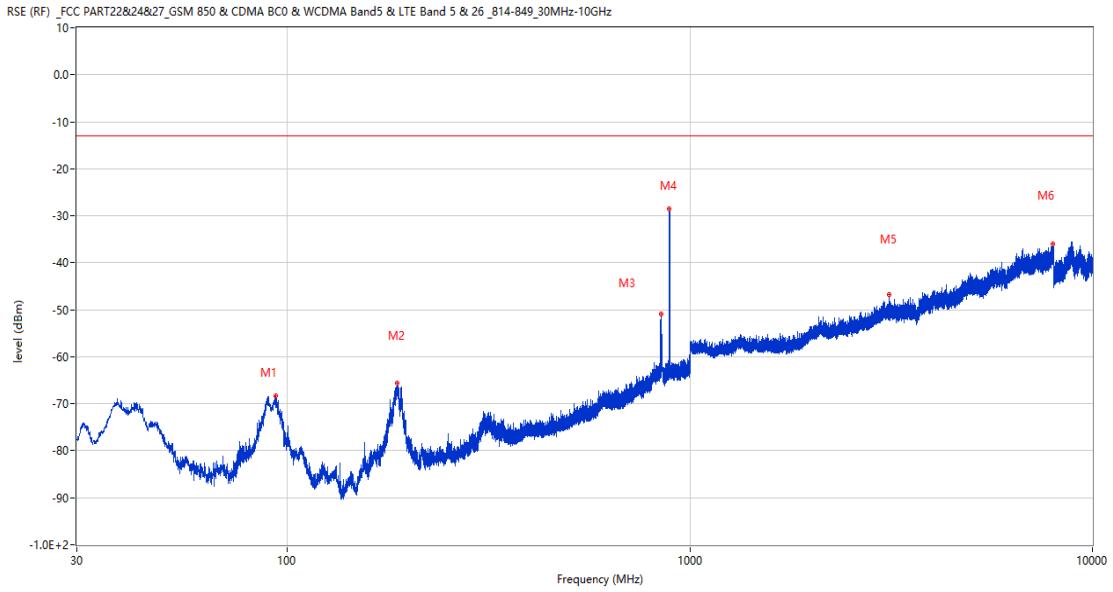
Frequency (MHz)	Result (dBm)	Factor (dB)	PK Limit (dBm)	Over Limit (dB)	Table (o)	ANT	EUT	Verdict
848.098	-53.27	4.88	-13.0	-40.27	264.00	Horizontal	Horizontal	N/A
890.002	-41.10	4.58	-13.0	-28.10	197.00	Horizontal	Horizontal	N/A
1625.800	-56.98	-4.17	-13.0	-43.98	252.00	Horizontal	Horizontal	Pass
3703.000	-48.40	7.63	-13.0	-35.40	179.00	Horizontal	Horizontal	Pass
6663.250	-38.98	14.64	-13.0	-25.98	230.00	Horizontal	Horizontal	Pass
9304.401	-40.64	15.29	-13.0	-27.64	68.00	Horizontal	Horizontal	Pass

RSE-H&V WCDMA Band 5 CH4233



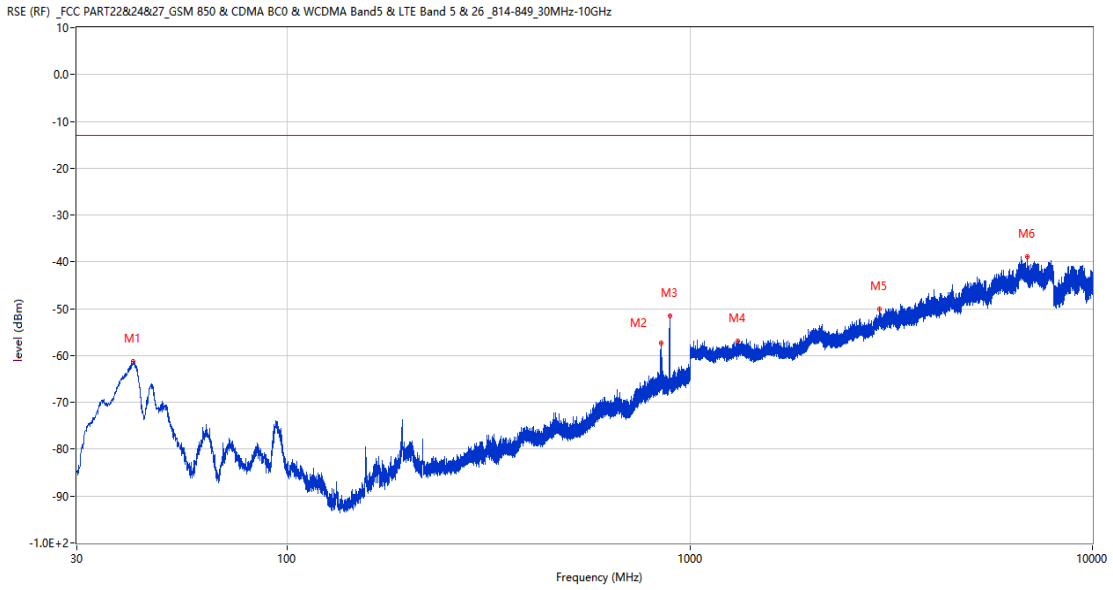
Frequency (MHz)	Result (dBm)	Factor (dB)	PK Limit (dBm)	Over Limit (dB)	Table (o)	ANT	EUT	Verdict
845.042	-61.81	4.89	-13.0	-48.81	305.00	Horizontal	Vertical	N/A
890.244	-41.67	4.58	-13.0	-28.67	198.00	Horizontal	Vertical	N/A
2111.000	-53.18	-0.43	-13.0	-40.18	34.00	Horizontal	Vertical	Pass
3752.000	-46.00	8.04	-13.0	-33.00	77.00	Horizontal	Vertical	Pass
5158.000	-42.70	11.06	-13.0	-29.70	192.00	Horizontal	Vertical	Pass
7877.000	-39.41	15.15	-13.0	-26.41	260.00	Horizontal	Vertical	Pass

RSE-V&V WCDMA Band 5 CH4233



Frequency (MHz)	Result (dBm)	Factor (dB)	PK Limit (dBm)	Over Limit (dB)	Table (o)	ANT	EUT	Verdict
93.390	-68.39	-17.40	-13.0	-55.39	86.00	Vertical	Vertical	Pass
187.819	-65.56	-15.08	-13.0	-52.56	282.00	Vertical	Vertical	Pass
848.486	-50.83	7.31	-13.0	-37.83	228.00	Vertical	Vertical	N/A
890.148	-28.63	7.01	-13.0	-15.63	265.00	Vertical	Vertical	N/A
3118.750	-46.85	6.50	-13.0	-33.85	271.00	Vertical	Vertical	Pass
7953.750	-35.95	18.53	-13.0	-22.95	360.00	Vertical	Vertical	Pass

RSE-V&H WCDMA Band 5 CH4233



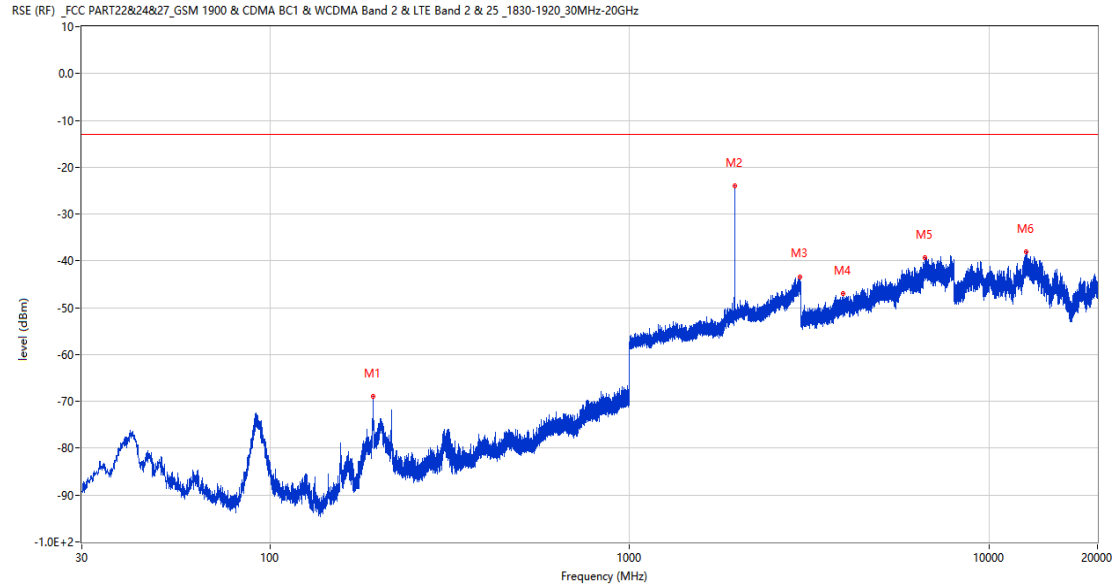
Frequency (MHz)	Result (dBm)	Factor (dB)	PK Limit (dBm)	Over Limit (dB)	Table (o)	ANT	EUT	Verdict
41.446	-61.31	-17.85	-13.0	-48.31	312.00	Vertical	Horizontal	Pass
847.807	-57.31	4.88	-13.0	-44.31	316.00	Vertical	Horizontal	N/A
890.390	-51.51	4.58	-13.0	-38.51	273.00	Vertical	Horizontal	N/A
1314.100	-56.97	-3.81	-13.0	-43.97	208.00	Vertical	Horizontal	Pass
2961.400	-50.15	4.67	-13.0	-37.15	59.00	Vertical	Horizontal	Pass
6884.750	-38.93	14.04	-13.0	-25.93	363.00	Vertical	Horizontal	Pass

LTE

8 LTE Band 2

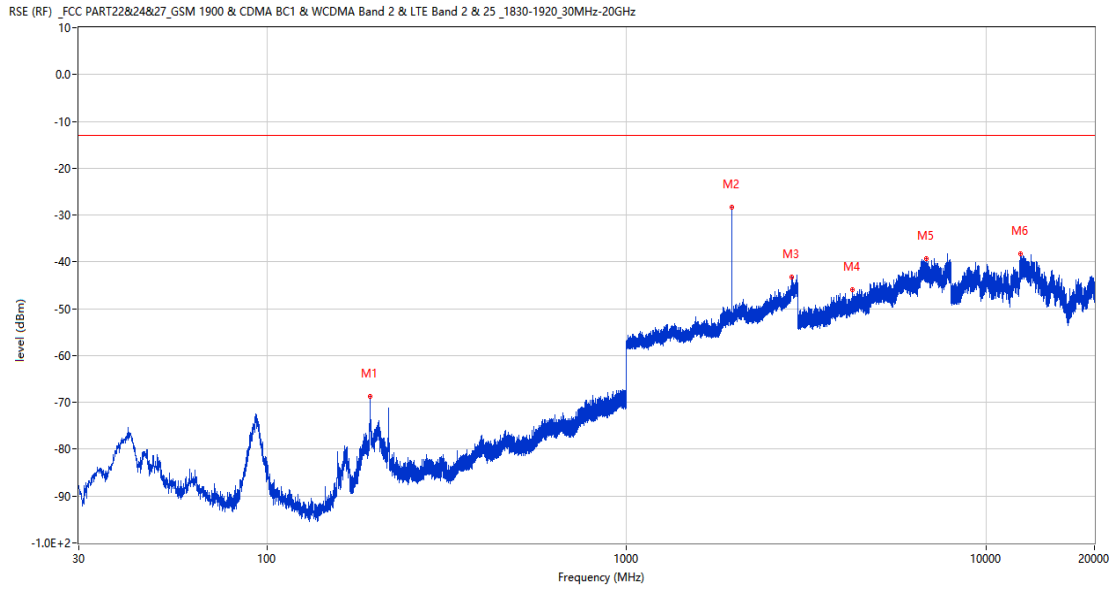
8.1 LTE Band 2 BW1.4, Middle Channel

RSE-H&H LTE Band 2 BW1.4 CH18900



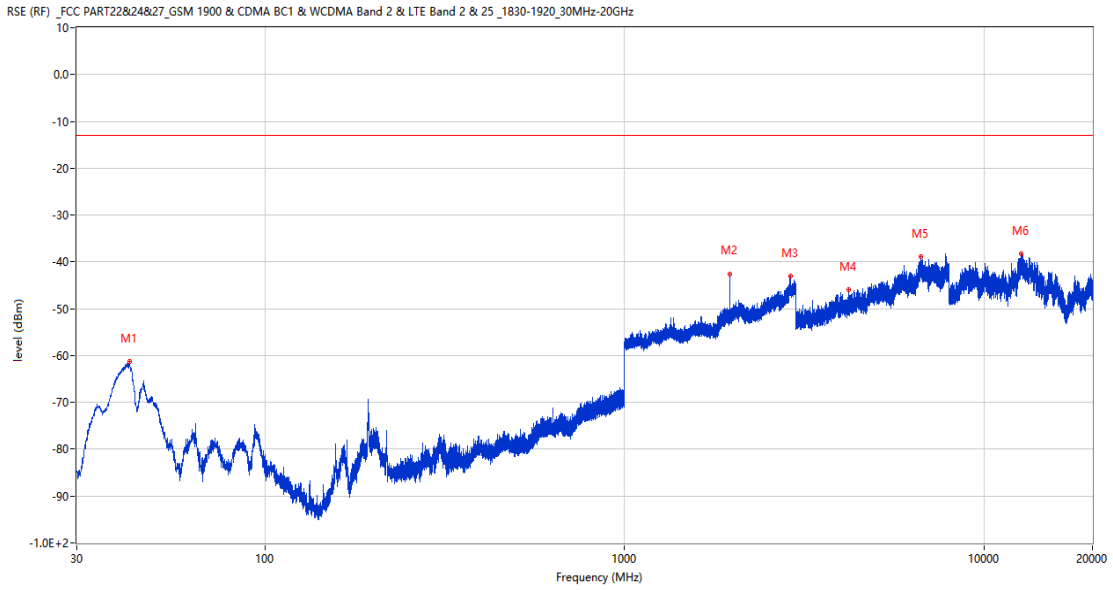
Frequency (MHz)	Result (dBm)	Factor (dB)	PK Limit (dBm)	Over Limit (dB)	Table (o)	ANT	EUT	Verdict
193.639	-69.00	-16.05	-13.0	-56.00	129.00	Horizontal	Horizontal	Pass
1961.300	-24.05	2.91	-13.0	-11.05	195.00	Horizontal	Horizontal	N/A
2978.400	-43.54	11.07	-13.0	-30.54	71.00	Horizontal	Horizontal	Pass
3914.750	-46.97	9.26	-13.0	-33.97	174.00	Horizontal	Horizontal	Pass
6628.000	-39.40	14.83	-13.0	-26.40	76.00	Horizontal	Horizontal	Pass
12697.987	-38.10	16.50	-13.0	-25.10	191.00	Horizontal	Horizontal	Pass

RSE-H&V LTE Band 2 BW1.4 CH18900



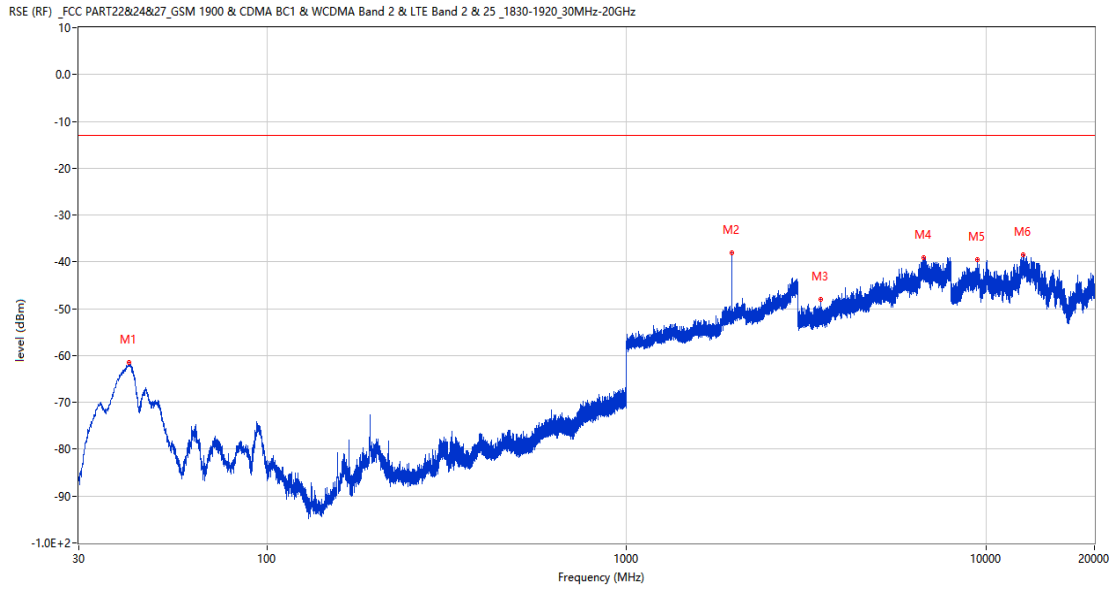
Frequency (MHz)	Result (dBm)	Factor (dB)	PK Limit (dBm)	Over Limit (dB)	Table (o)	ANT	EUT	Verdict
193.639	-68.77	-16.05	-13.0	-55.77	169.00	Horizontal	Vertical	Pass
1960.900	-28.35	2.80	-13.0	-15.35	194.00	Horizontal	Vertical	N/A
2887.100	-43.23	11.60	-13.0	-30.23	362.00	Horizontal	Vertical	Pass
4236.250	-46.02	8.78	-13.0	-33.02	45.00	Horizontal	Vertical	Pass
6803.250	-39.34	14.39	-13.0	-26.34	175.00	Horizontal	Vertical	Pass
12487.088	-38.31	15.23	-13.0	-25.31	14.00	Horizontal	Vertical	Pass

RSE-V&V LTE Band 2 BW1.4 CH18900



Frequency (MHz)	Result (dBm)	Factor (dB)	PK Limit (dBm)	Over Limit (dB)	Table (o)	ANT	EUT	Verdict
41.980	-61.23	-18.48	-13.0	-48.23	282.00	Vertical	Vertical	Pass
1960.400	-42.52	2.80	-13.0	-29.52	267.00	Vertical	Vertical	N/A
2887.200	-42.99	11.63	-13.0	-29.99	310.00	Vertical	Vertical	Pass
4193.000	-45.88	8.90	-13.0	-32.88	348.00	Vertical	Vertical	Pass
6683.000	-38.90	14.65	-13.0	-25.90	60.00	Vertical	Vertical	Pass
12692.763	-38.19	16.41	-13.0	-25.19	153.00	Vertical	Vertical	Pass

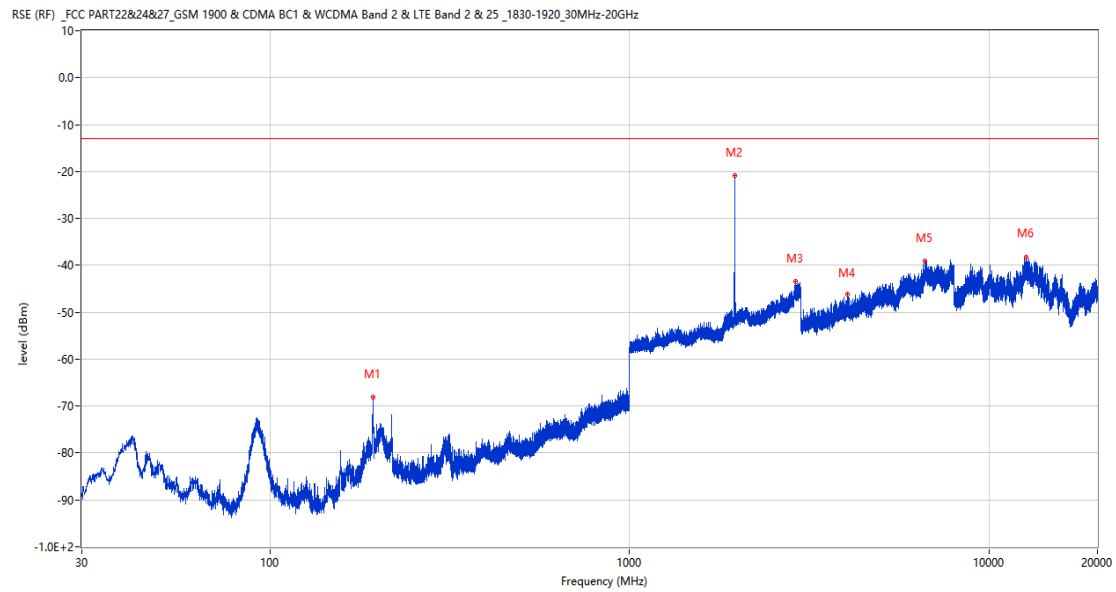
RSE-V&H LTE Band 2 BW1.4 CH18900



Frequency (MHz)	Result (dBm)	Factor (dB)	PK Limit (dBm)	Over Limit (dB)	Table (o)	ANT	EUT	Verdict
41.300	-61.55	-18.63	-13.0	-48.55	40.00	Vertical	Horizontal	Pass
1961.100	-38.15	2.83	-13.0	-25.15	311.00	Vertical	Horizontal	N/A
3459.750	-48.08	6.71	-13.0	-35.08	-3.00	Vertical	Horizontal	Pass
6689.750	-39.11	14.74	-13.0	-26.11	52.00	Vertical	Horizontal	Pass
9434.263	-39.44	13.98	-13.0	-26.44	341.00	Vertical	Horizontal	Pass
12677.088	-38.42	16.14	-13.0	-25.42	295.00	Vertical	Horizontal	Pass

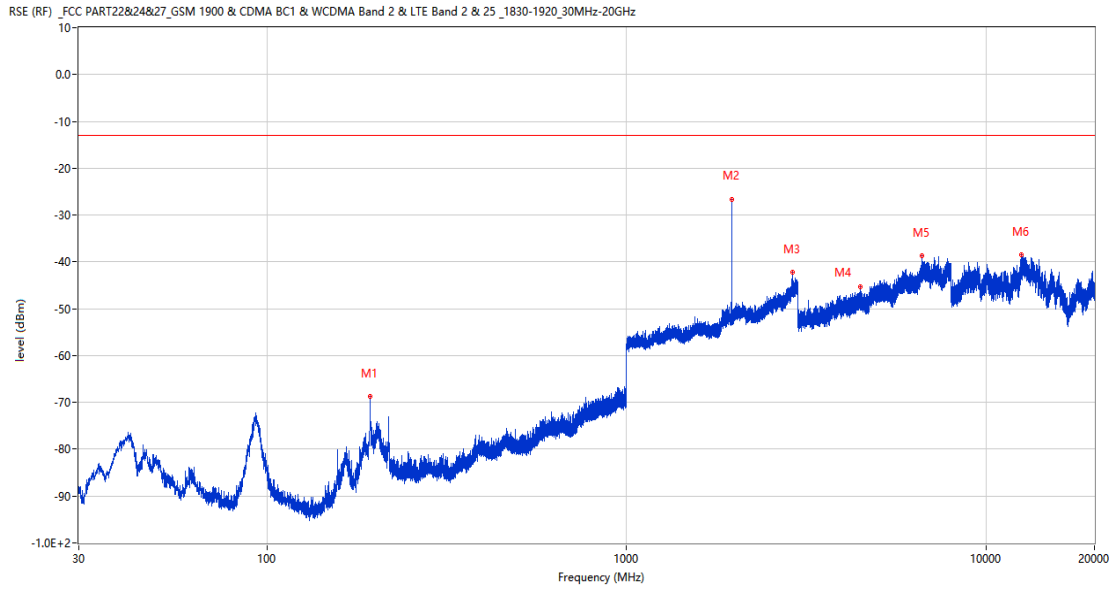
8.2 LTE Band 2 BW3, Middle Channel

RSE-H&H LTE Band 2 BW3 CH18900



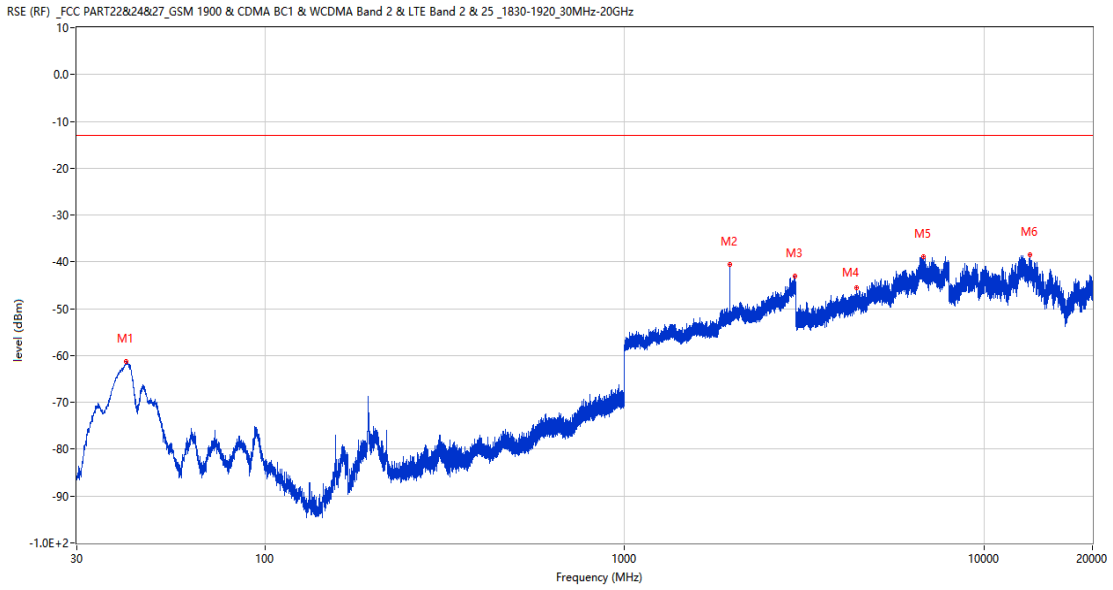
Frequency (MHz)	Result (dBm)	Factor (dB)	PK Limit (dBm)	Over Limit (dB)	Table (o)	ANT	EUT	Verdict
193.590	-68.11	-16.05	-13.0	-55.11	353.00	Horizontal	Horizontal	Pass
1961.600	-20.84	3.02	-13.0	-7.84	199.00	Horizontal	Horizontal	N/A
2888.000	-43.54	11.71	-13.0	-30.54	57.00	Horizontal	Horizontal	Pass
4038.000	-46.19	9.24	-13.0	-33.19	333.00	Horizontal	Horizontal	Pass
6644.250	-39.07	15.11	-13.0	-26.07	297.00	Horizontal	Horizontal	Pass
12643.363	-38.33	15.61	-13.0	-25.33	196.00	Horizontal	Horizontal	Pass

RSE-H&V LTE Band 2 BW3 CH18900



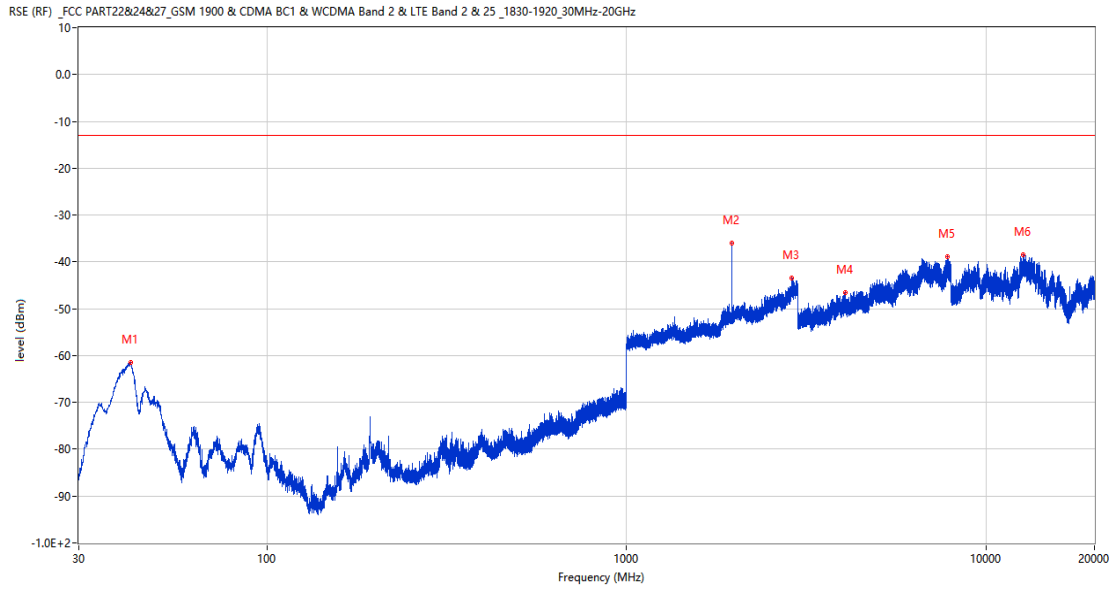
Frequency (MHz)	Result (dBm)	Factor (dB)	PK Limit (dBm)	Over Limit (dB)	Table (o)	ANT	EUT	Verdict
193.736	-68.74	-16.04	-13.0	-55.74	154.00	Horizontal	Vertical	Pass
1960.100	-26.73	2.79	-13.0	-13.73	314.00	Horizontal	Vertical	N/A
2889.400	-42.18	11.89	-13.0	-29.18	13.00	Horizontal	Vertical	Pass
4459.750	-45.36	9.97	-13.0	-32.36	186.00	Horizontal	Vertical	Pass
6640.250	-38.76	15.06	-13.0	-25.76	137.00	Horizontal	Vertical	Pass
12511.313	-38.42	15.43	-13.0	-25.42	13.00	Horizontal	Vertical	Pass

RSE-V&V LTE Band 2 BW3 CH18900



Frequency (MHz)	Result (dBm)	Factor (dB)	PK Limit (dBm)	Over Limit (dB)	Table (o)	ANT	EUT	Verdict
41.106	-61.36	-18.67	-13.0	-48.36	272.00	Vertical	Vertical	Pass
1960.000	-40.58	2.79	-13.0	-27.58	255.00	Vertical	Vertical	N/A
2977.900	-43.04	11.09	-13.0	-30.04	146.00	Vertical	Vertical	Pass
4427.500	-45.55	9.73	-13.0	-32.55	27.00	Vertical	Vertical	Pass
6779.000	-38.89	14.26	-13.0	-25.89	363.00	Vertical	Vertical	Pass
13397.425	-38.58	16.34	-13.0	-25.58	-2.00	Vertical	Vertical	Pass

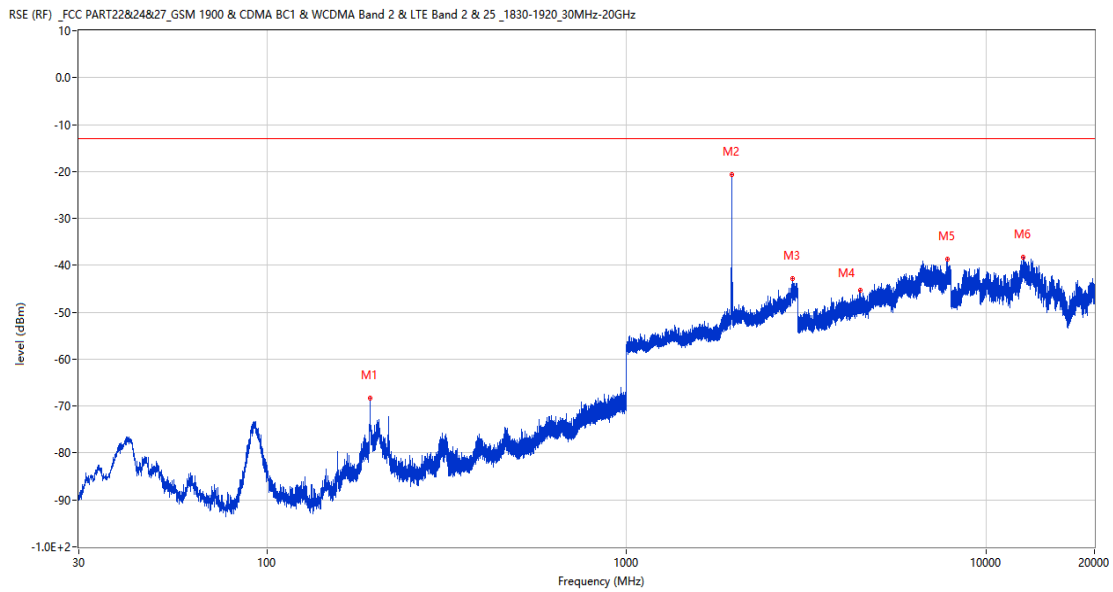
RSE-V&H LTE Band 2 BW3 CH18900



Frequency (MHz)	Result (dBm)	Factor (dB)	PK Limit (dBm)	Over Limit (dB)	Table (o)	ANT	EUT	Verdict
41.737	-61.55	-18.54	-13.0	-48.55	244.00	Vertical	Horizontal	Pass
1960.800	-36.01	2.80	-13.0	-23.01	175.00	Vertical	Horizontal	N/A
2885.800	-43.38	11.18	-13.0	-30.38	279.00	Vertical	Horizontal	Pass
4058.750	-46.52	9.25	-13.0	-33.52	298.00	Vertical	Horizontal	Pass
7821.000	-38.85	16.08	-13.0	-25.85	92.00	Vertical	Horizontal	Pass
12688.963	-38.45	16.35	-13.0	-25.45	133.00	Vertical	Horizontal	Pass

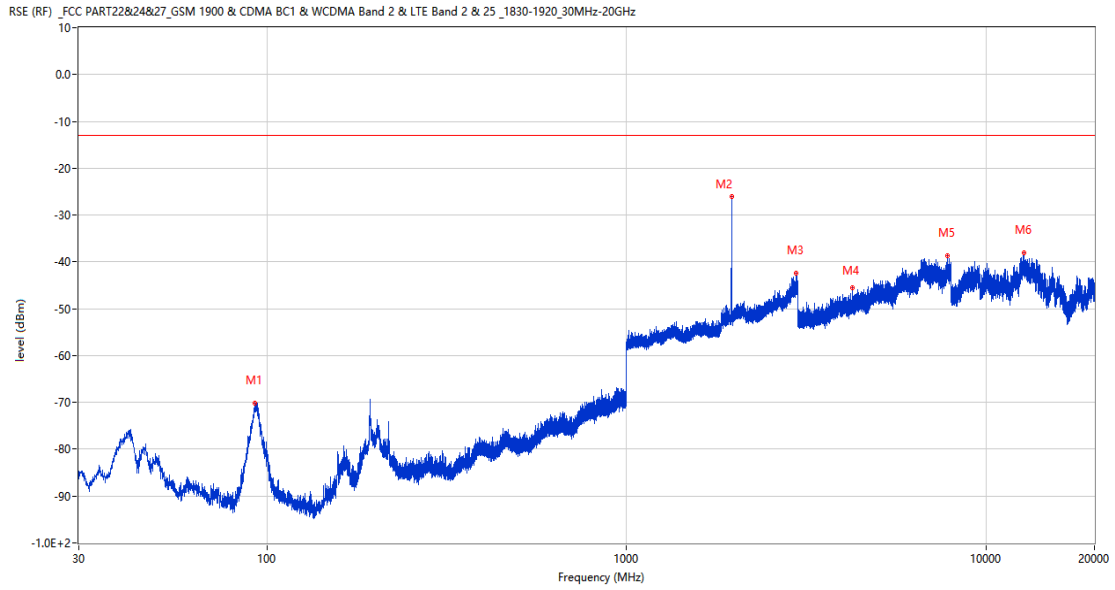
8.3 LTE Band 2 BW5, Middle Channel

RSE-H&H LTE Band 2 BW5 CH18900



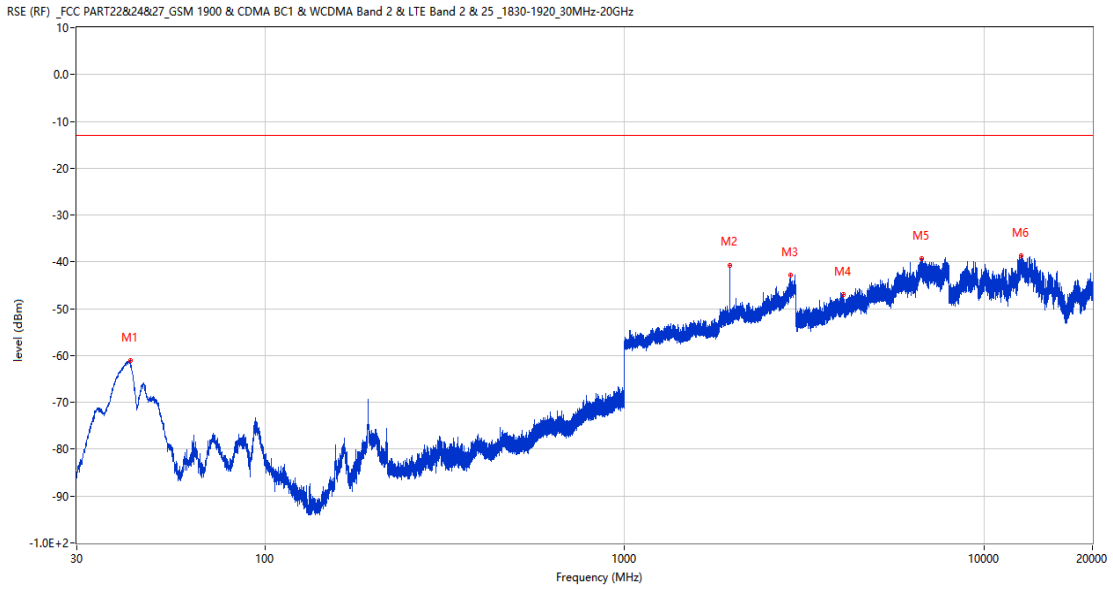
Frequency (MHz)	Result (dBm)	Factor (dB)	PK Limit (dBm)	Over Limit (dB)	Table (o)	ANT	EUT	Verdict
193.736	-68.35	-16.04	-13.0	-55.35	162.00	Horizontal	Horizontal	Pass
1959.800	-20.74	2.77	-13.0	-7.74	190.00	Horizontal	Horizontal	N/A
2888.700	-42.79	11.76	-13.0	-29.79	171.00	Horizontal	Horizontal	Pass
4478.250	-45.41	9.62	-13.0	-32.41	230.00	Horizontal	Horizontal	Pass
7814.750	-38.73	16.36	-13.0	-25.73	1.00	Horizontal	Horizontal	Pass
12703.688	-38.33	16.50	-13.0	-25.33	-3.00	Horizontal	Horizontal	Pass

RSE-H&V LTE Band 2 BW5 CH18900



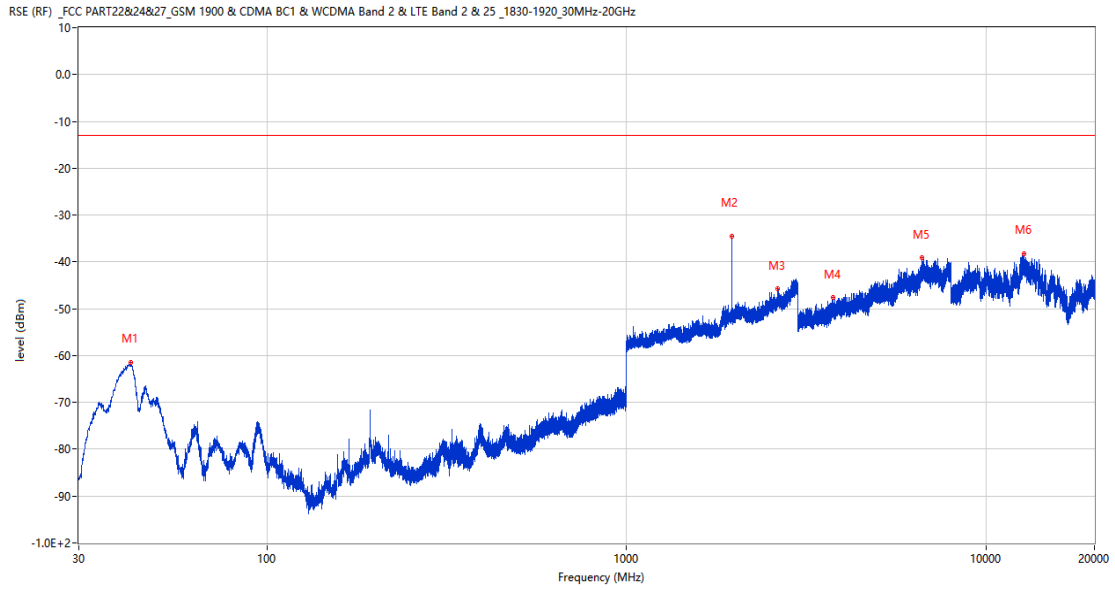
Frequency (MHz)	Result (dBm)	Factor (dB)	PK Limit (dBm)	Over Limit (dB)	Table (o)	ANT	EUT	Verdict
92.662	-70.13	-19.88	-13.0	-57.13	183.00	Horizontal	Vertical	Pass
1962.300	-26.11	2.98	-13.0	-13.11	192.00	Horizontal	Vertical	N/A
2963.100	-42.49	11.88	-13.0	-29.49	359.00	Horizontal	Vertical	Pass
4245.000	-45.50	9.02	-13.0	-32.50	27.00	Horizontal	Vertical	Pass
7793.750	-38.62	15.63	-13.0	-25.62	243.00	Horizontal	Vertical	Pass
12722.450	-38.06	16.30	-13.0	-25.06	64.00	Horizontal	Vertical	Pass

RSE-V&V LTE Band 2 BW5 CH18900



Frequency (MHz)	Result (dBm)	Factor (dB)	PK Limit (dBm)	Over Limit (dB)	Table (o)	ANT	EUT	Verdict
42.222	-61.00	-18.40	-13.0	-48.00	299.00	Vertical	Vertical	Pass
1962.000	-40.66	3.08	-13.0	-27.66	100.00	Vertical	Vertical	N/A
2888.900	-42.73	11.79	-13.0	-29.73	1.00	Vertical	Vertical	Pass
4063.500	-47.02	9.19	-13.0	-34.02	114.00	Vertical	Vertical	Pass
6710.250	-39.38	15.65	-13.0	-26.38	215.00	Vertical	Vertical	Pass
12693.950	-38.70	16.43	-13.0	-25.70	64.00	Vertical	Vertical	Pass

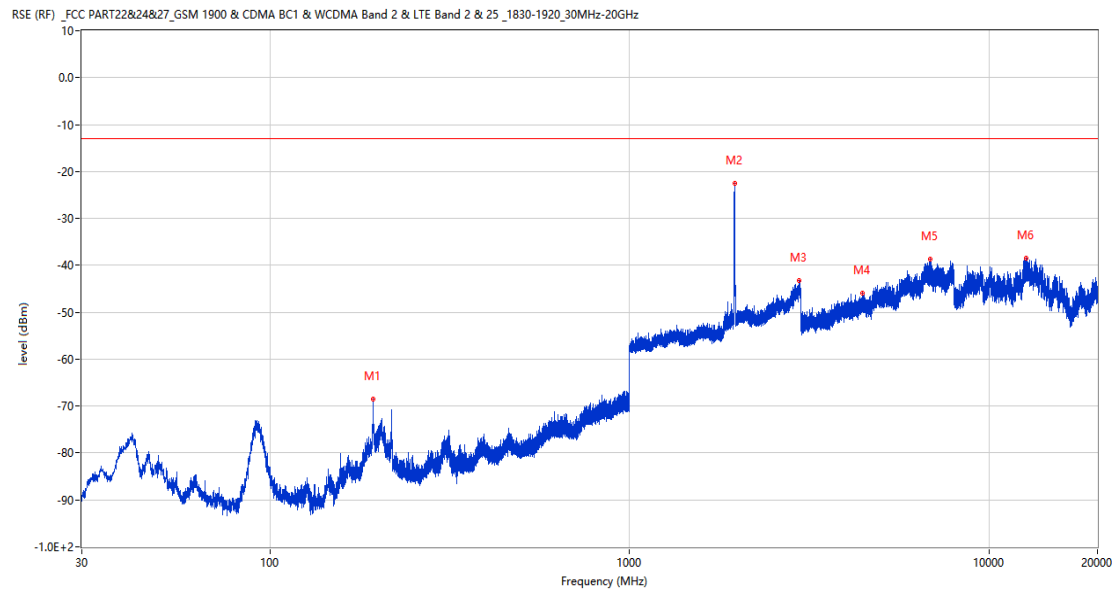
RSE-V&H LTE Band 2 BW5 CH18900



Frequency (MHz)	Result (dBm)	Factor (dB)	PK Limit (dBm)	Over Limit (dB)	Table (o)	ANT	EUT	Verdict
41.931	-61.37	-18.49	-13.0	-48.37	243.00	Vertical	Horizontal	Pass
1961.000	-34.51	2.81	-13.0	-21.51	101.00	Vertical	Horizontal	N/A
2629.500	-45.81	6.82	-13.0	-32.81	-1.00	Vertical	Horizontal	Pass
3760.000	-47.61	8.75	-13.0	-34.61	196.00	Vertical	Horizontal	Pass
6623.750	-39.09	14.62	-13.0	-26.09	329.00	Vertical	Horizontal	Pass
12726.725	-38.28	16.25	-13.0	-25.28	363.00	Vertical	Horizontal	Pass

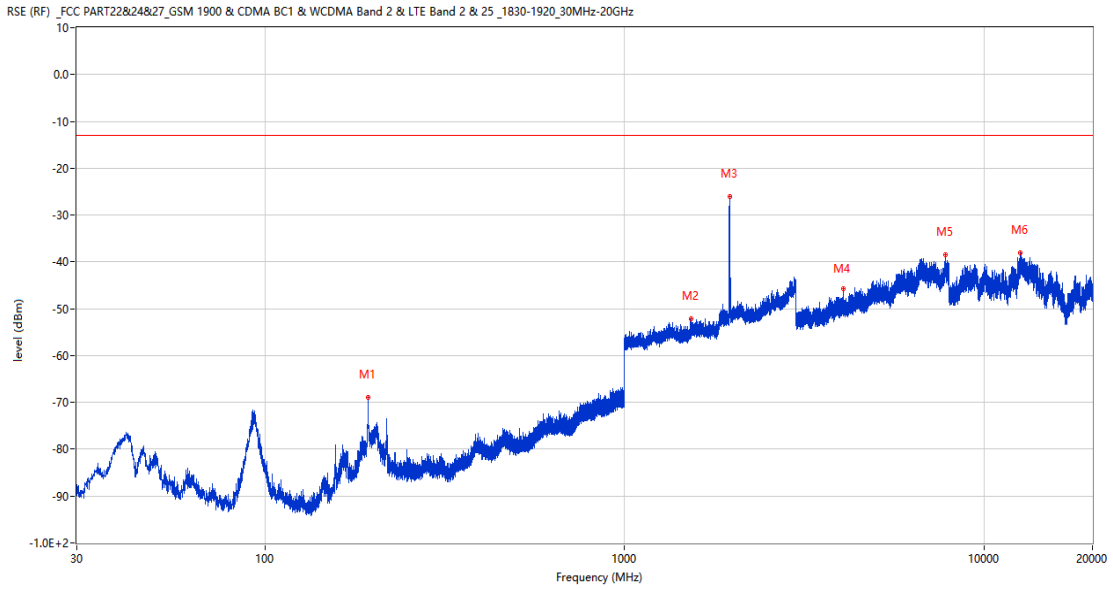
8.4 LTE Band 2 BW10, Middle Channel

RSE-H&H LTE Band 2 BW10 CH18900



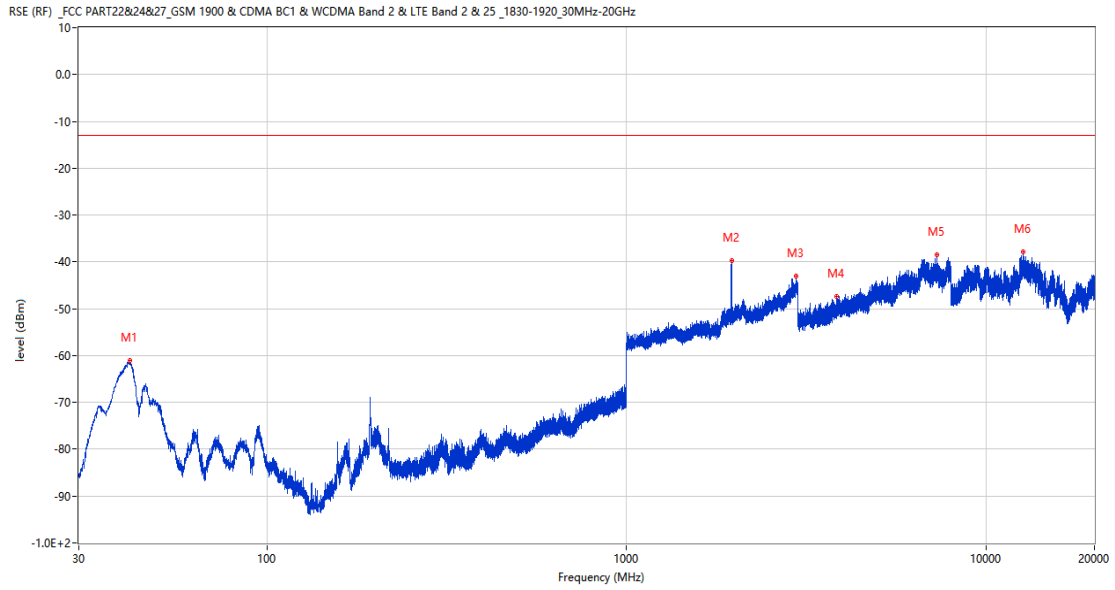
Frequency (MHz)	Result (dBm)	Factor (dB)	PK Limit (dBm)	Over Limit (dB)	Table (o)	ANT	EUT	Verdict
193.590	-68.47	-16.05	-13.0	-55.47	153.00	Horizontal	Horizontal	Pass
1963.600	-22.47	3.01	-13.0	-9.47	200.00	Horizontal	Horizontal	N/A
2962.300	-43.26	11.72	-13.0	-30.26	149.00	Horizontal	Horizontal	Pass
4432.000	-45.93	9.60	-13.0	-32.93	317.00	Horizontal	Horizontal	Pass
6858.000	-38.69	14.09	-13.0	-25.69	0.00	Horizontal	Horizontal	Pass
12693.000	-38.55	16.42	-13.0	-25.55	363.00	Horizontal	Horizontal	Pass

RSE-H&V LTE Band 2 BW10 CH18900



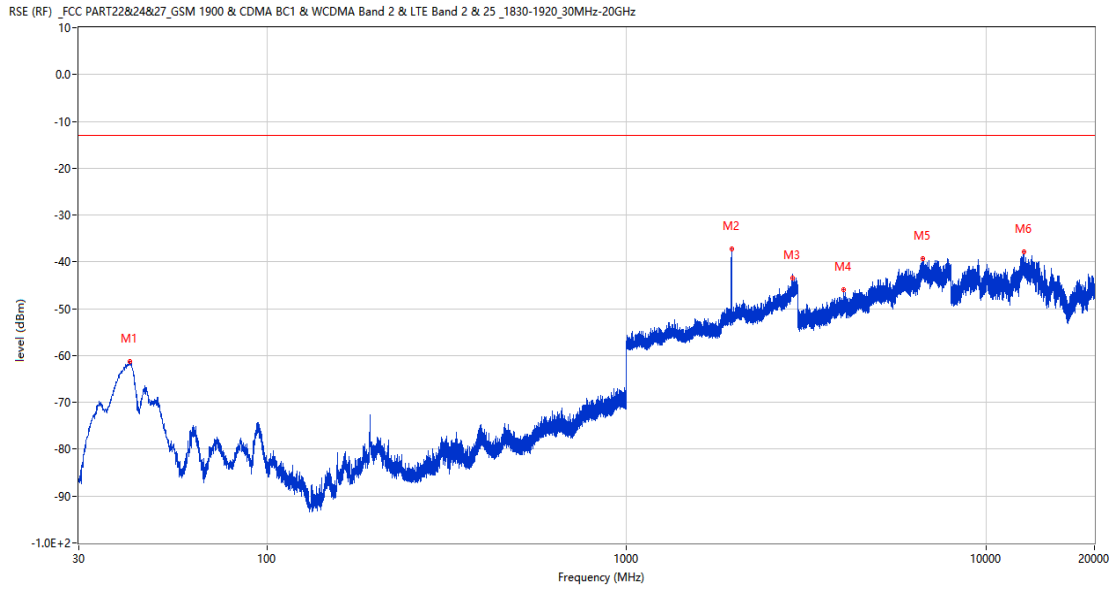
Frequency (MHz)	Result (dBm)	Factor (dB)	PK Limit (dBm)	Over Limit (dB)	Table (o)	ANT	EUT	Verdict
193.639	-68.97	-16.05	-13.0	-55.97	138.00	Horizontal	Vertical	Pass
1532.300	-52.23	-0.30	-13.0	-39.23	83.00	Horizontal	Vertical	Pass
1959.100	-26.09	2.75	-13.0	-13.09	313.00	Horizontal	Vertical	N/A
4050.250	-45.81	9.33	-13.0	-32.81	41.00	Horizontal	Vertical	Pass
7807.500	-38.53	16.16	-13.0	-25.53	93.00	Horizontal	Vertical	Pass
12632.912	-38.03	15.51	-13.0	-25.03	-1.00	Horizontal	Vertical	Pass

RSE-V&V LTE Band 2 BW10 CH18900



Frequency (MHz)	Result (dBm)	Factor (dB)	PK Limit (dBm)	Over Limit (dB)	Table (o)	ANT	EUT	Verdict
41.543	-61.13	-18.58	-13.0	-48.13	316.00	Vertical	Vertical	Pass
1961.400	-39.75	2.94	-13.0	-26.75	258.00	Vertical	Vertical	N/A
2962.000	-43.06	11.71	-13.0	-30.06	177.00	Vertical	Vertical	Pass
3844.000	-47.45	8.37	-13.0	-34.45	1.00	Vertical	Vertical	Pass
7292.000	-38.53	14.44	-13.0	-25.53	363.00	Vertical	Vertical	Pass
12675.188	-37.78	16.11	-13.0	-24.78	299.00	Vertical	Vertical	Pass

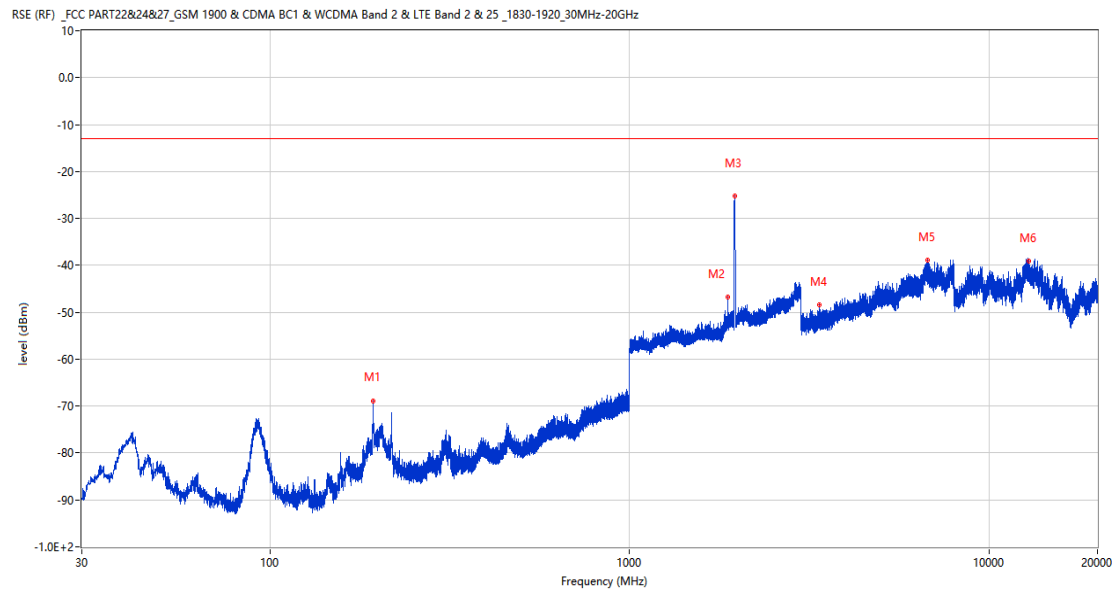
RSE-V&H LTE Band 2 BW10 CH18900



Frequency (MHz)	Result (dBm)	Factor (dB)	PK Limit (dBm)	Over Limit (dB)	Table (o)	ANT	EUT	Verdict
41.640	-61.21	-18.56	-13.0	-48.21	79.00	Vertical	Horizontal	Pass
1958.900	-37.30	2.76	-13.0	-24.30	307.00	Vertical	Horizontal	N/A
2888.500	-43.53	11.72	-13.0	-30.53	140.00	Vertical	Horizontal	Pass
4003.500	-46.01	9.19	-13.0	-33.01	1.00	Vertical	Horizontal	Pass
6655.250	-39.35	15.01	-13.0	-26.35	262.00	Vertical	Horizontal	Pass
12735.988	-37.85	16.15	-13.0	-24.85	361.00	Vertical	Horizontal	Pass

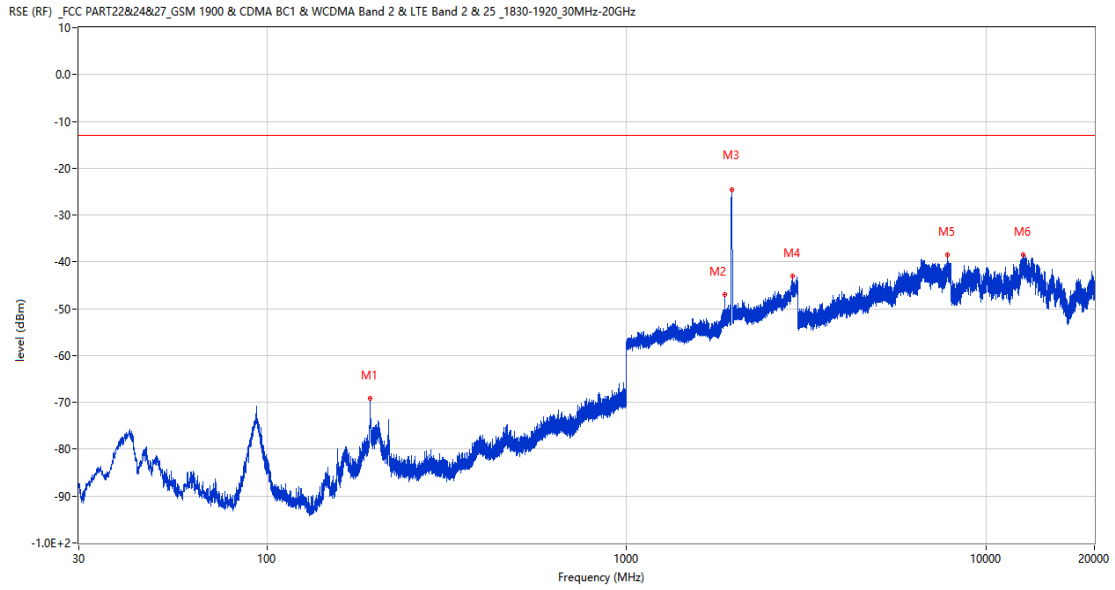
8.5 LTE Band 2 BW15, Middle Channel

RSE-H&H LTE Band 2 BW15 CH18900



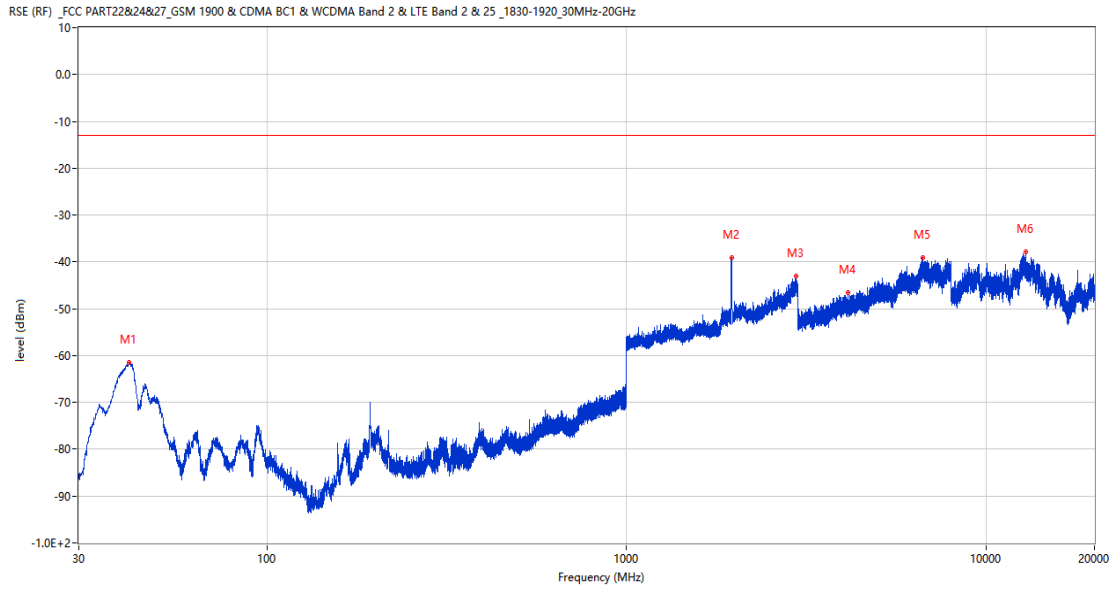
Frequency (MHz)	Result (dBm)	Factor (dB)	PK Limit (dBm)	Over Limit (dB)	Table (o)	ANT	EUT	Verdict
193.736	-68.83	-16.04	-13.0	-55.83	155.00	Horizontal	Horizontal	Pass
1874.100	-46.74	2.73	-13.0	-33.74	0.00	Horizontal	Horizontal	Pass
1965.200	-25.12	3.11	-13.0	-12.12	188.00	Horizontal	Horizontal	N/A
3379.500	-48.50	6.99	-13.0	-35.50	62.00	Horizontal	Horizontal	Pass
6723.000	-38.93	15.61	-13.0	-25.93	96.00	Horizontal	Horizontal	Pass
12885.576	-39.17	16.35	-13.0	-26.17	363.00	Horizontal	Horizontal	Pass

RSE-H&V LTE Band 2 BW15 CH18900



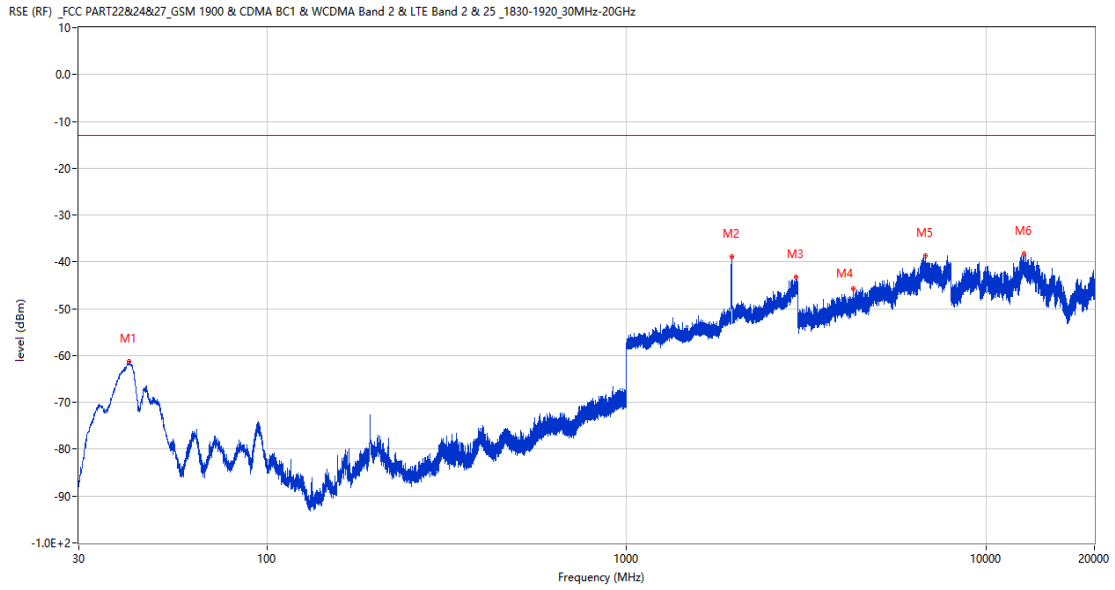
Frequency (MHz)	Result (dBm)	Factor (dB)	PK Limit (dBm)	Over Limit (dB)	Table (o)	ANT	EUT	Verdict
193.736	-69.18	-16.04	-13.0	-56.18	157.00	Horizontal	Vertical	Pass
1874.100	-46.90	2.73	-13.0	-33.90	185.00	Horizontal	Vertical	Pass
1958.200	-24.56	2.87	-13.0	-11.56	198.00	Horizontal	Vertical	N/A
2893.400	-43.11	11.94	-13.0	-30.11	0.00	Horizontal	Vertical	Pass
7823.250	-38.45	16.13	-13.0	-25.45	197.00	Horizontal	Vertical	Pass
12676.850	-38.48	16.14	-13.0	-25.48	64.00	Horizontal	Vertical	Pass

RSE-V&V LTE Band 2 BW15 CH18900



Frequency (MHz)	Result (dBm)	Factor (dB)	PK Limit (dBm)	Over Limit (dB)	Table (o)	ANT	EUT	Verdict
41.398	-61.44	-18.61	-13.0	-48.44	210.00	Vertical	Vertical	Pass
1958.300	-39.08	2.83	-13.0	-26.08	262.00	Vertical	Vertical	N/A
2963.500	-42.99	11.86	-13.0	-29.99	325.00	Vertical	Vertical	Pass
4139.500	-46.60	8.25	-13.0	-33.60	281.00	Vertical	Vertical	Pass
6648.500	-39.05	15.17	-13.0	-26.05	43.00	Vertical	Vertical	Pass
12896.812	-37.82	16.67	-13.0	-24.82	361.00	Vertical	Vertical	Pass

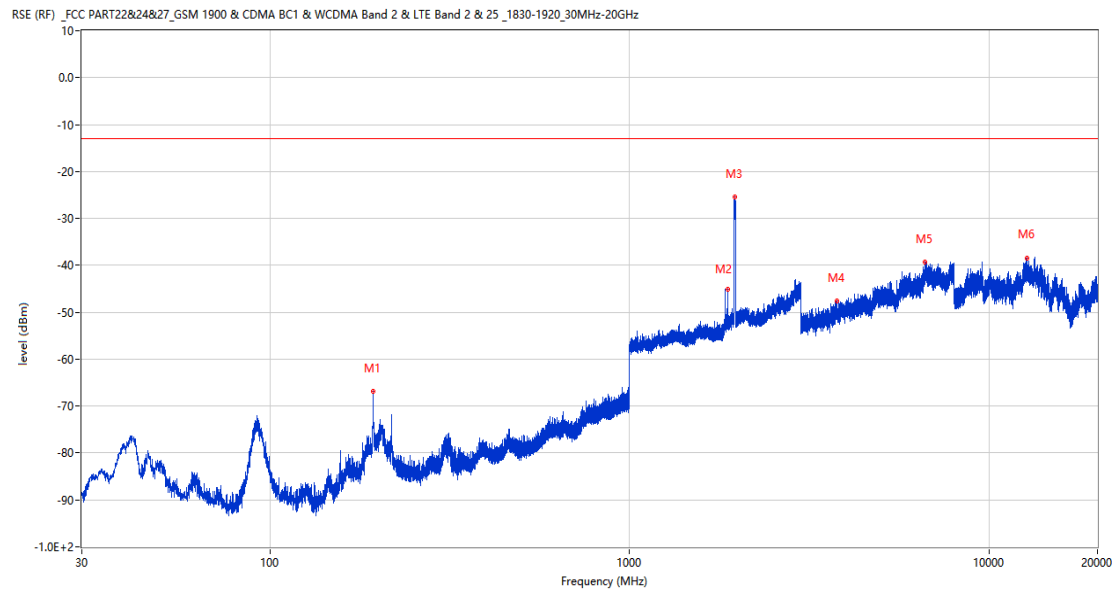
RSE-V&H LTE Band 2 BW15 CH18900



Frequency (MHz)	Result (dBm)	Factor (dB)	PK Limit (dBm)	Over Limit (dB)	Table (o)	ANT	EUT	Verdict
41.446	-61.25	-18.60	-13.0	-48.25	-3.00	Vertical	Horizontal	Pass
1962.200	-38.88	3.02	-13.0	-25.88	99.00	Vertical	Horizontal	N/A
2965.200	-43.14	11.86	-13.0	-30.14	155.00	Vertical	Horizontal	Pass
4264.000	-45.78	8.81	-13.0	-32.78	91.00	Vertical	Horizontal	Pass
6797.750	-38.62	14.53	-13.0	-25.62	178.00	Vertical	Horizontal	Pass
12710.338	-38.32	16.43	-13.0	-25.32	311.00	Vertical	Horizontal	Pass

8.6 LTE Band 2 BW20, Middle Channel

RSE-H&H LTE Band 2 BW20 CH18900



Frequency (MHz)	Result (dBm)	Factor (dB)	PK Limit (dBm)	Over Limit (dB)	Table (o)	ANT	EUT	Verdict
193.688	-66.92	-16.04	-13.0	-53.92	149.00	Horizontal	Horizontal	Pass
1871.700	-45.11	2.70	-13.0	-32.11	-1.00	Horizontal	Horizontal	N/A
1966.800	-25.41	2.94	-13.0	-12.41	194.00	Horizontal	Horizontal	N/A
3763.000	-47.58	8.92	-13.0	-34.58	301.00	Horizontal	Horizontal	Pass
6637.750	-39.35	15.06	-13.0	-26.35	265.00	Horizontal	Horizontal	Pass
12749.050	-38.55	16.01	-13.0	-25.55	-1.00	Horizontal	Horizontal	Pass