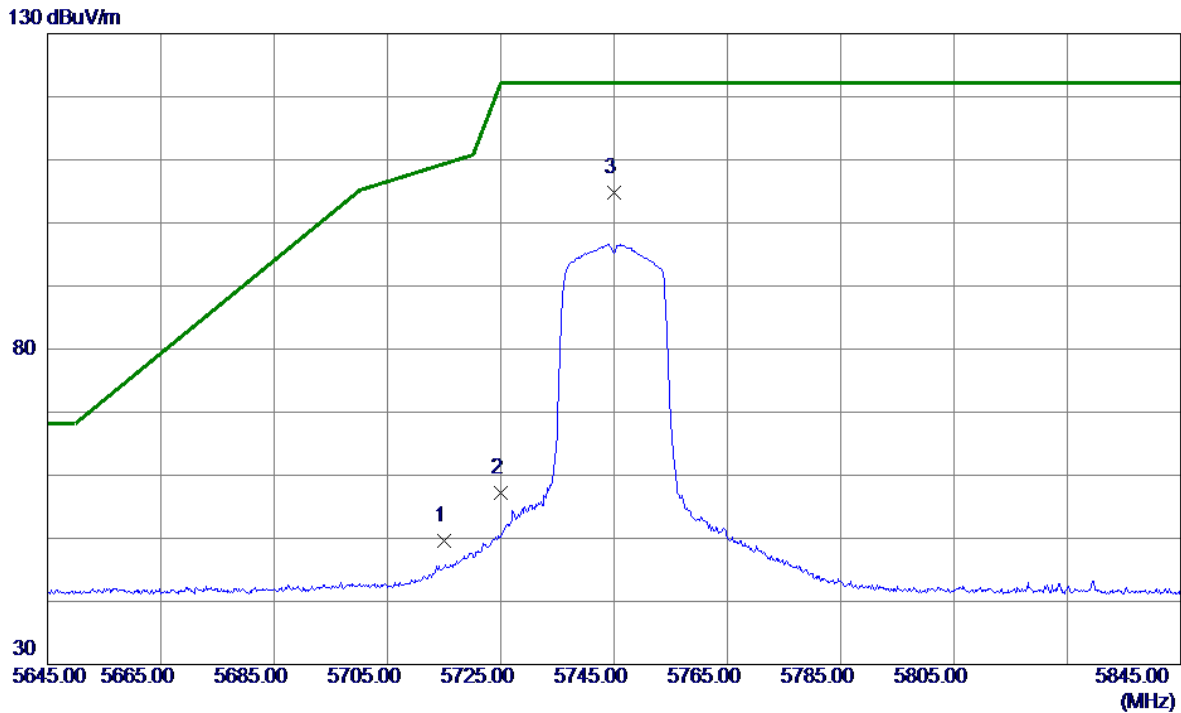


Test Mode	UNII-3_TX N(HT20) Mode 5745 MHz	Polarization	Horizontal
-----------	---------------------------------	--------------	------------

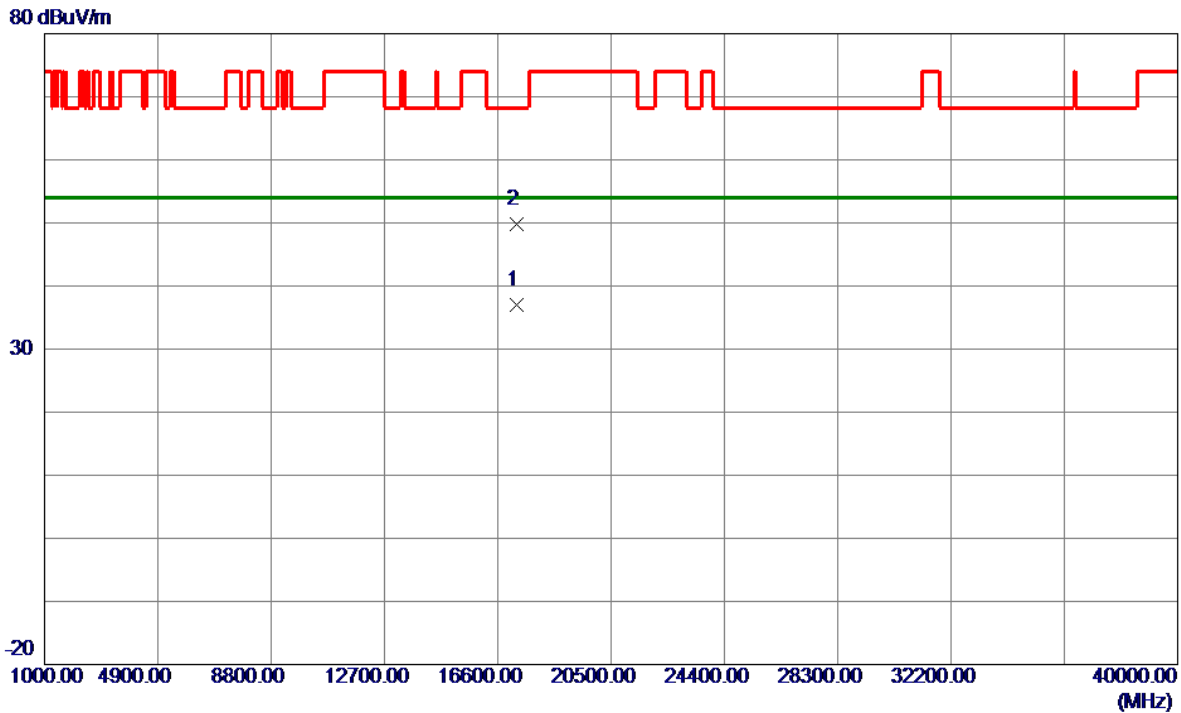


No.	Freq. MHz	Reading Level dBuV/m	Correct Factor dB	Measure ment dBuV/m	Limit dBuV/m	Margin dB	Detector	Comment
1	5715.0000	35.96	13.64	49.60	109.40	-59.80	Peak	
2	5725.0000	43.59	13.68	57.27	122.20	-64.93	Peak	
3 *	5744.9000	91.11	13.75	104.86	122.20	-17.34	Peak	No Limit

REMARKS:

- (1) Measurement Value = Reading Level + Correct Factor.
- (2) Margin Level = Measurement Value - Limit Value.

Test Mode	UNII-3_TX N(HT20) Mode 5745 MHz	Polarization	Horizontal
-----------	---------------------------------	--------------	------------

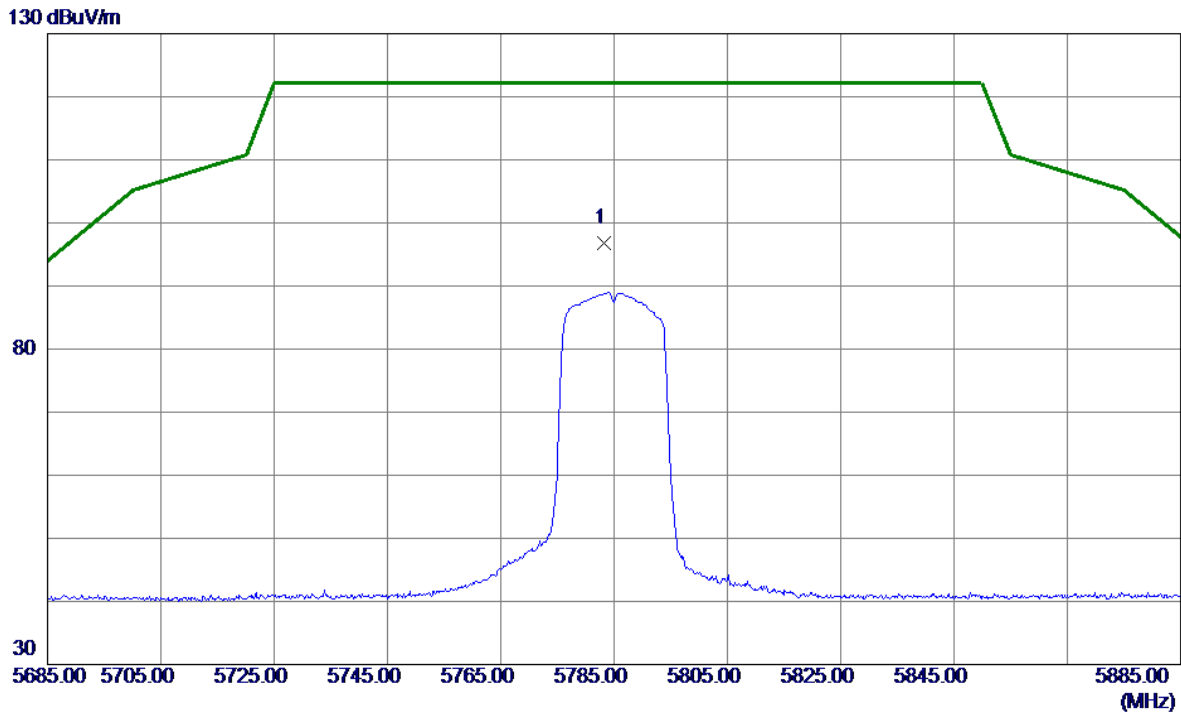


No.	Freq. MHz	Reading Level dBuV/m	Correct Factor dB	Measure ment dBuV/m	Limit dBuV/m	Margin dB	Detector	Comment
1 *	17233.8450	27.06	9.89	36.95	54.00	-17.05	AVG	
2	17234.5700	39.94	9.89	49.83	68.20	-18.37	Peak	

REMARKS:

- (1) Measurement Value = Reading Level + Correct Factor.
- (2) Margin Level = Measurement Value - Limit Value.

Test Mode	UNII-3_TX N(HT20) Mode 5785 MHz	Polarization	Vertical
-----------	---------------------------------	--------------	----------

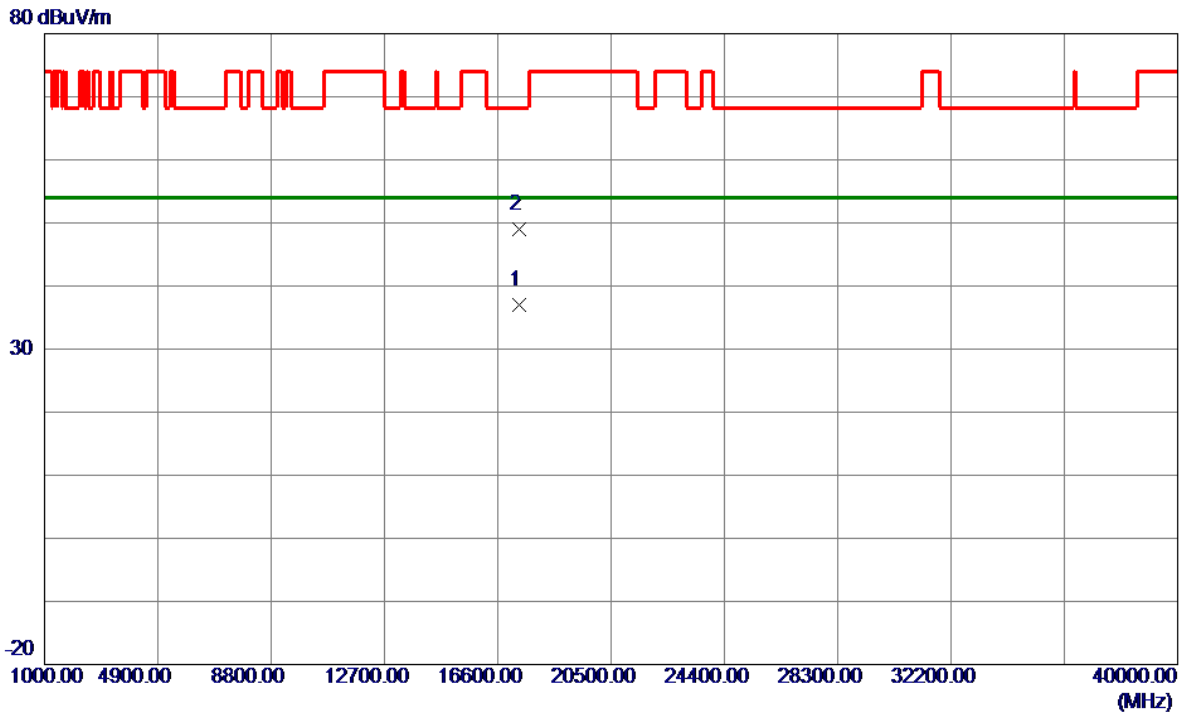


No.	Freq. MHz	Reading Level dBuV/m	Correct Factor dB	Measure ment dBuV/m	Limit dBuV/m	Margin dB	Detector	Comment
1 *	5783.2000	82.99	13.87	96.86	122.20	-25.34	Peak	No Limit

REMARKS:

- (1) Measurement Value = Reading Level + Correct Factor.
- (2) Margin Level = Measurement Value - Limit Value.

Test Mode	UNII-3_TX N(HT20) Mode 5785 MHz	Polarization	Vertical
-----------	---------------------------------	--------------	----------

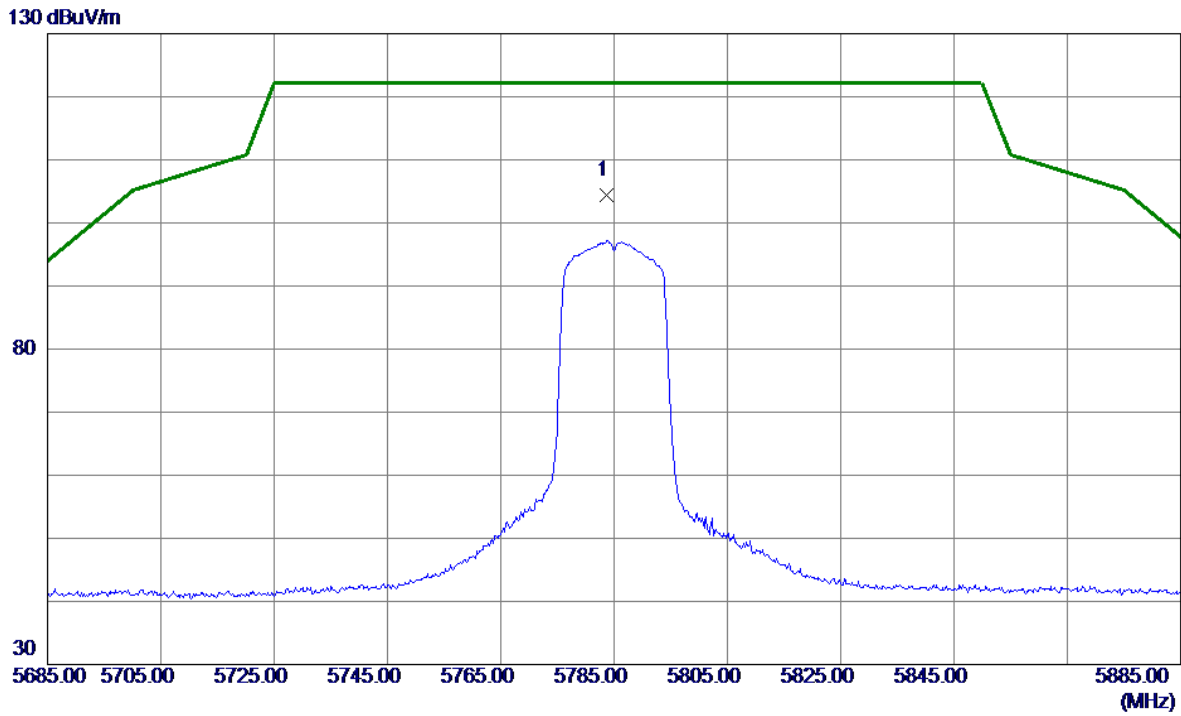


No.	Freq. MHz	Reading Level dBuV/m	Correct Factor dB	Measure ment dBuV/m	Limit dBuV/m	Margin dB	Detector	Comment
1 *	17352.1900	27.07	9.93	37.00	54.00	-17.00	AVG	
2	17352.3950	39.14	9.93	49.07	68.20	-19.13	Peak	

REMARKS:

- (1) Measurement Value = Reading Level + Correct Factor.
- (2) Margin Level = Measurement Value - Limit Value.

Test Mode	UNII-3_TX N(HT20) Mode 5785 MHz	Polarization	Horizontal
-----------	---------------------------------	--------------	------------

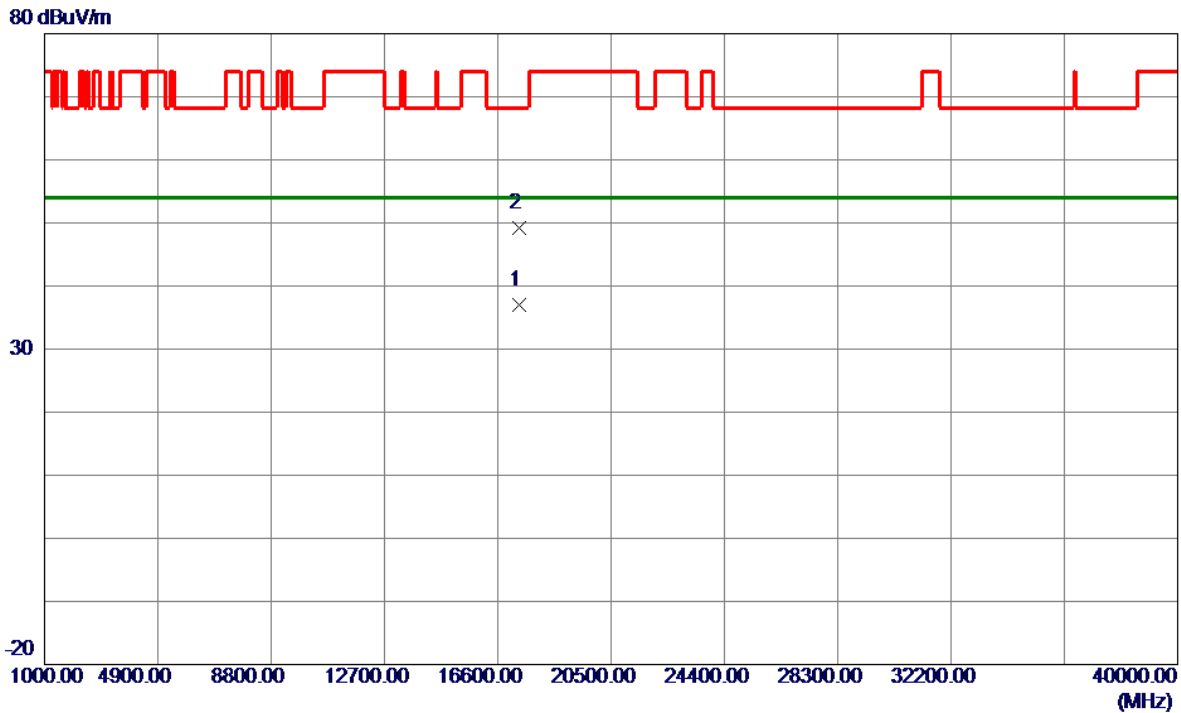


No.	Freq. MHz	Reading Level dBuV/m	Correct Factor dB	Measure ment dBuV/m	Limit dBuV/m	Margin dB	Detector	Comment
1 *	5783.6000	90.52	13.88	104.40	122.20	-17.80	Peak	No Limit

REMARKS:

- (1) Measurement Value = Reading Level + Correct Factor.
- (2) Margin Level = Measurement Value - Limit Value.

Test Mode	UNII-3_TX N(HT20) Mode 5785 MHz	Polarization	Horizontal
-----------	---------------------------------	--------------	------------

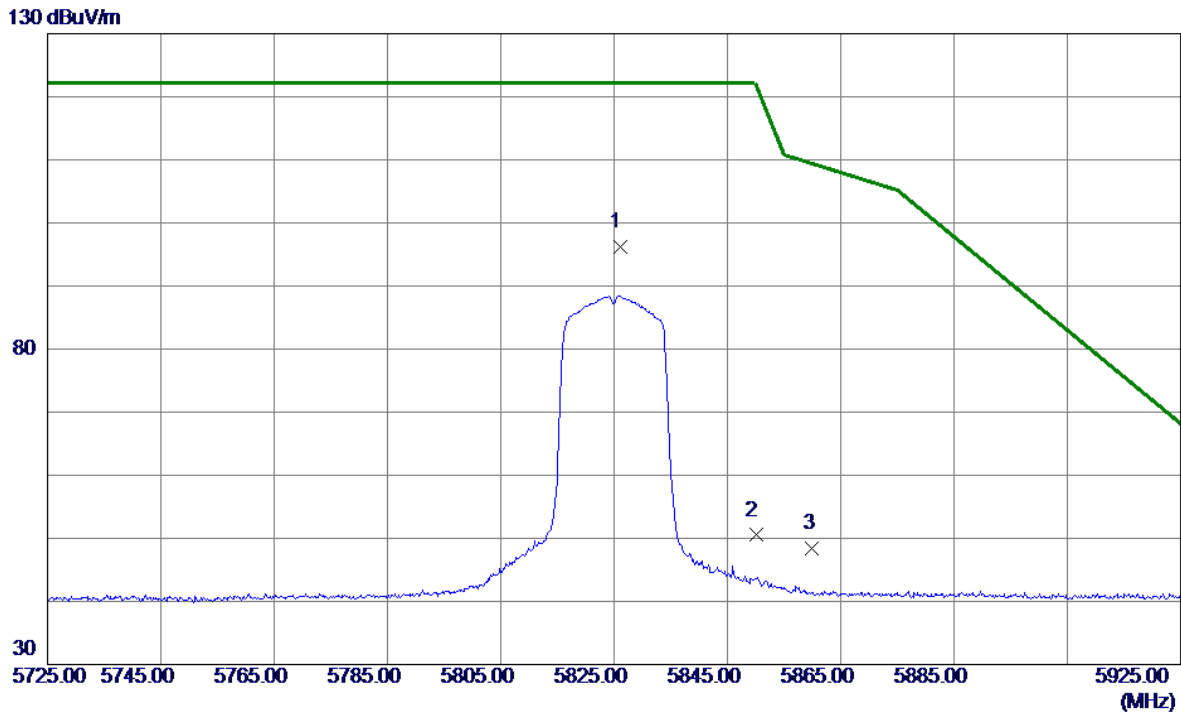


No.	Freq. MHz	Reading Level dBuV/m	Correct Factor dB	Measure ment dBuV/m	Limit dBuV/m	Margin dB	Detector	Comment
1 *	17353.7400	27.06	9.93	36.99	54.00	-17.01	AVG	
2	17357.5800	39.18	9.93	49.11	68.20	-19.09	Peak	

REMARKS:

- (1) Measurement Value = Reading Level + Correct Factor.
- (2) Margin Level = Measurement Value - Limit Value.

Test Mode	UNII-3_TX N(HT20) Mode 5825 MHz	Polarization	Vertical
-----------	---------------------------------	--------------	----------

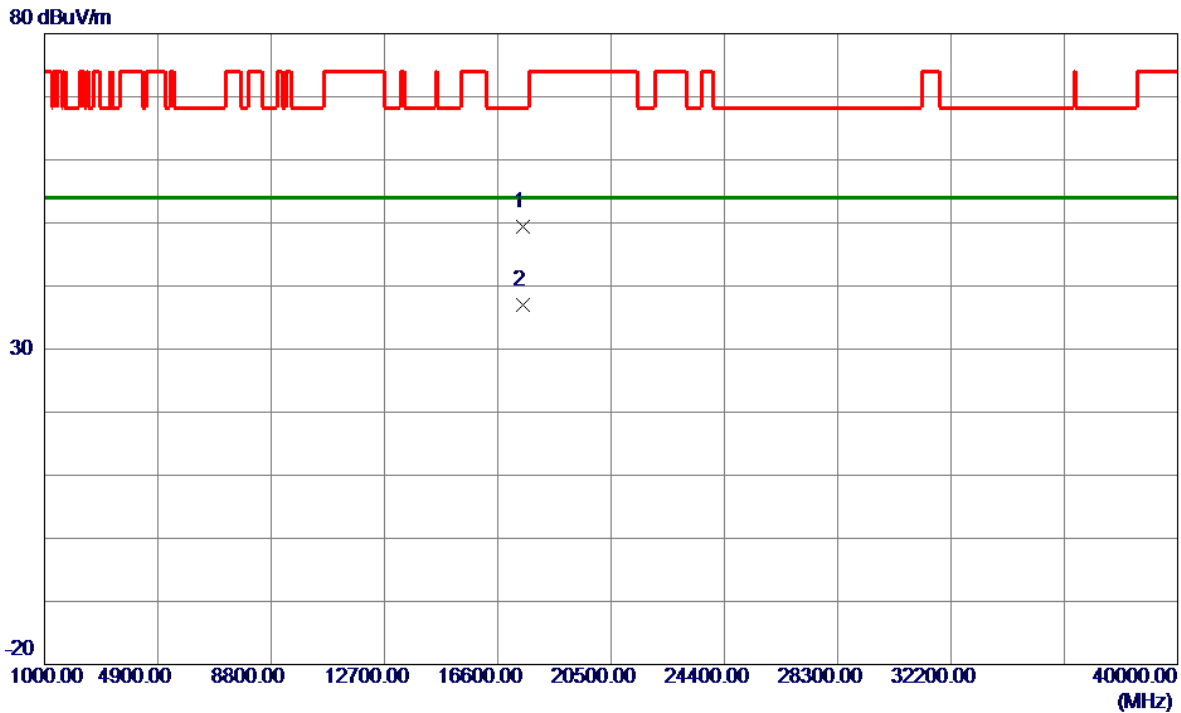


No.	Freq. MHz	Reading Level dBuV/m	Correct Factor dB	Measure ment dBuV/m	Limit dBuV/m	Margin dB	Detector	Comment
1 *	5826.0000	82.19	14.02	96.21	122.20	-25.99	Peak	No Limit
2	5850.0000	36.40	14.10	50.50	122.20	-71.70	Peak	
3	5860.0000	34.18	14.14	48.32	109.40	-61.08	Peak	

REMARKS:

- (1) Measurement Value = Reading Level + Correct Factor.
- (2) Margin Level = Measurement Value - Limit Value.

Test Mode	UNII-3_TX N(HT20) Mode 5825 MHz	Polarization	Vertical
-----------	---------------------------------	--------------	----------

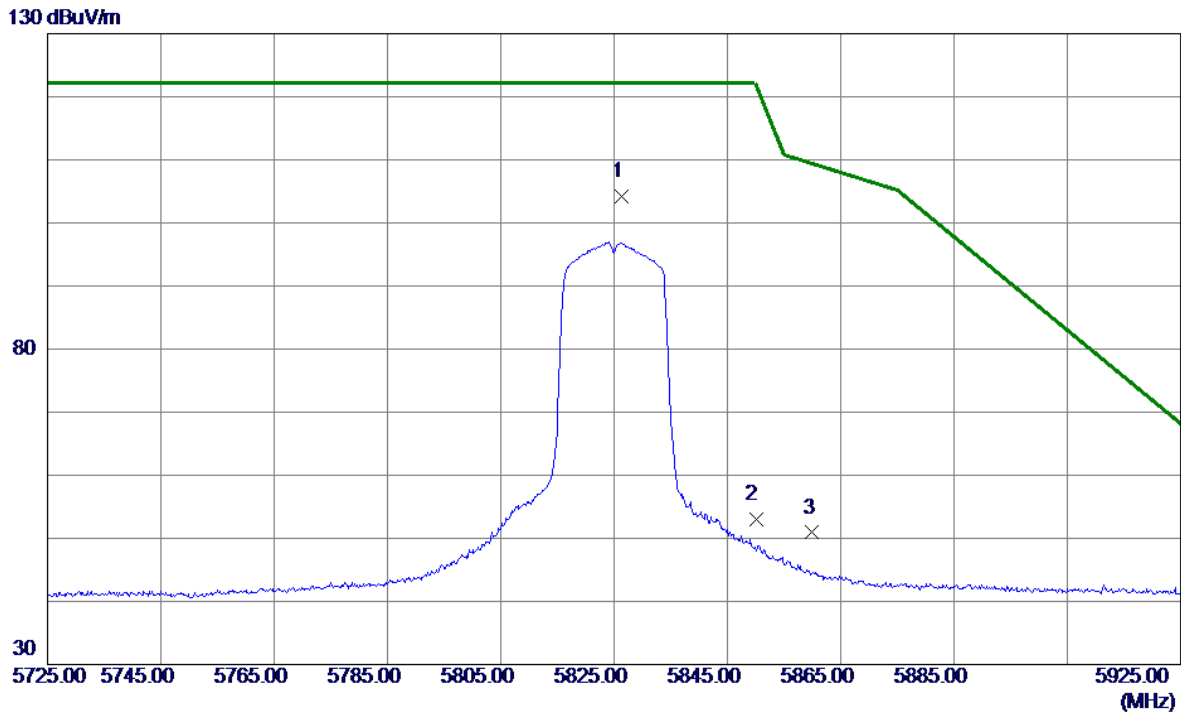


No.	Freq. MHz	Reading Level dBuV/m	Correct Factor dB	Measure ment dBuV/m	Limit dBuV/m	Margin dB	Detector	Comment
1	17472.3699	39.52	9.97	49.49	68.20	-18.71	Peak	
2 *	17477.7100	27.04	9.97	37.01	54.00	-16.99	AVG	

REMARKS:

- (1) Measurement Value = Reading Level + Correct Factor.
- (2) Margin Level = Measurement Value - Limit Value.

Test Mode	UNII-3_TX N(HT20) Mode 5825 MHz	Polarization	Horizontal
-----------	---------------------------------	--------------	------------

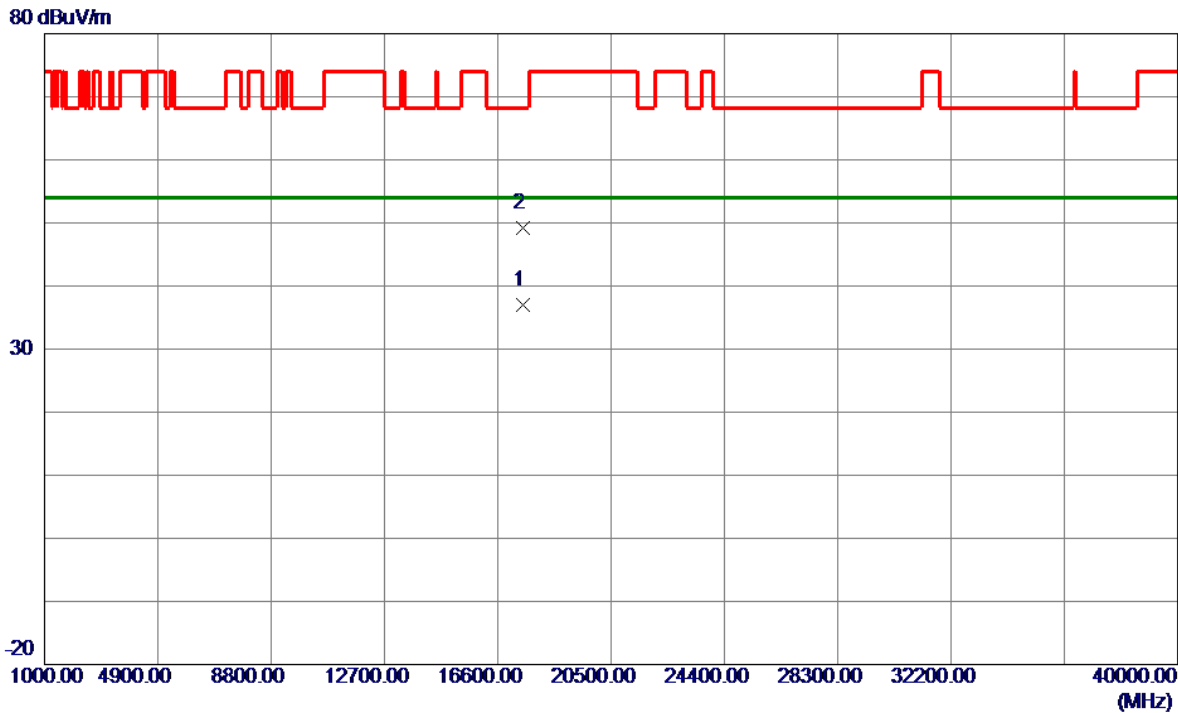


No.	Freq. MHz	Reading Level dBuV/m	Correct Factor dB	Measure ment dBuV/m	Limit dBuV/m	Margin dB	Detector	Comment
1 *	5826.4000	90.25	14.02	104.27	122.20	-17.93	Peak	No Limit
2	5850.0000	38.82	14.10	52.92	122.20	-69.28	Peak	
3	5860.0000	36.76	14.14	50.90	109.40	-58.50	Peak	

REMARKS:

- (1) Measurement Value = Reading Level + Correct Factor.
- (2) Margin Level = Measurement Value - Limit Value.

Test Mode	UNII-3_TX N(HT20) Mode 5825 MHz	Polarization	Horizontal
-----------	---------------------------------	--------------	------------

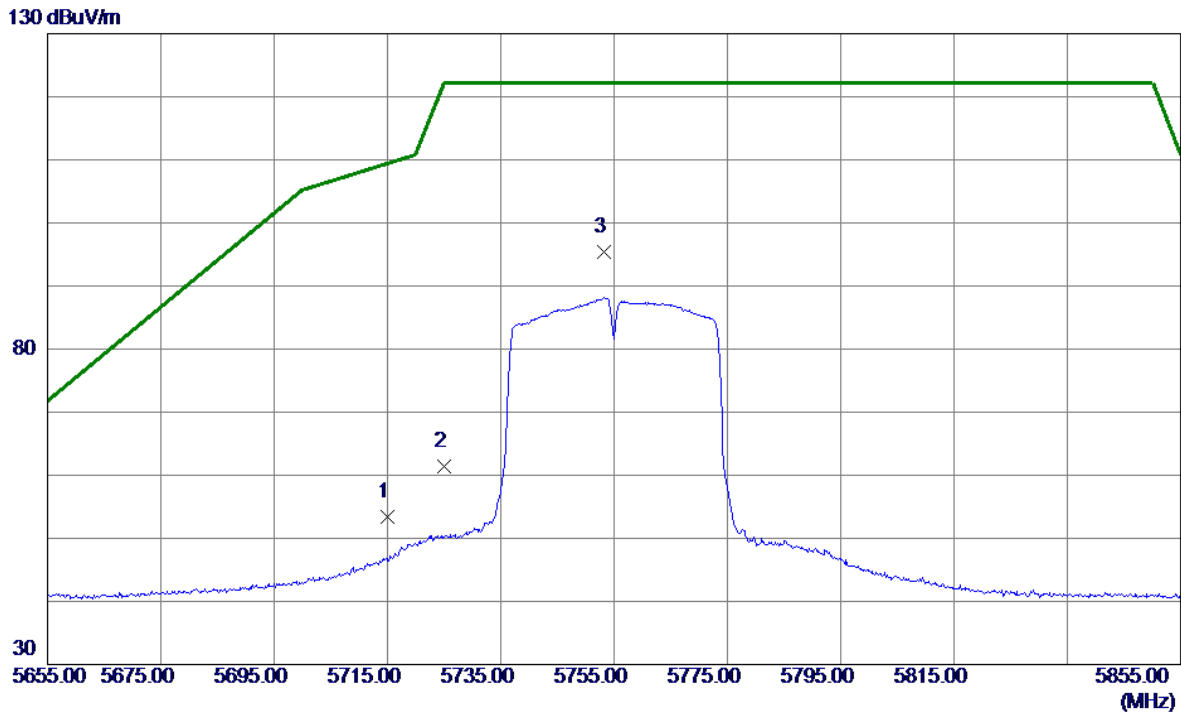


No.	Freq. MHz	Reading Level dBuV/m	Correct Factor dB	Measure ment dBuV/m	Limit dBuV/m	Margin dB	Detector	Comment
1 *	17472.4050	27.01	9.97	36.98	54.00	-17.02	AVG	
2	17479.6250	39.26	9.97	49.23	68.20	-18.97	Peak	

REMARKS:

- (1) Measurement Value = Reading Level + Correct Factor.
- (2) Margin Level = Measurement Value - Limit Value.

Test Mode	UNII-3_TX N(HT40) Mode 5755 MHz	Polarization	Vertical
-----------	---------------------------------	--------------	----------

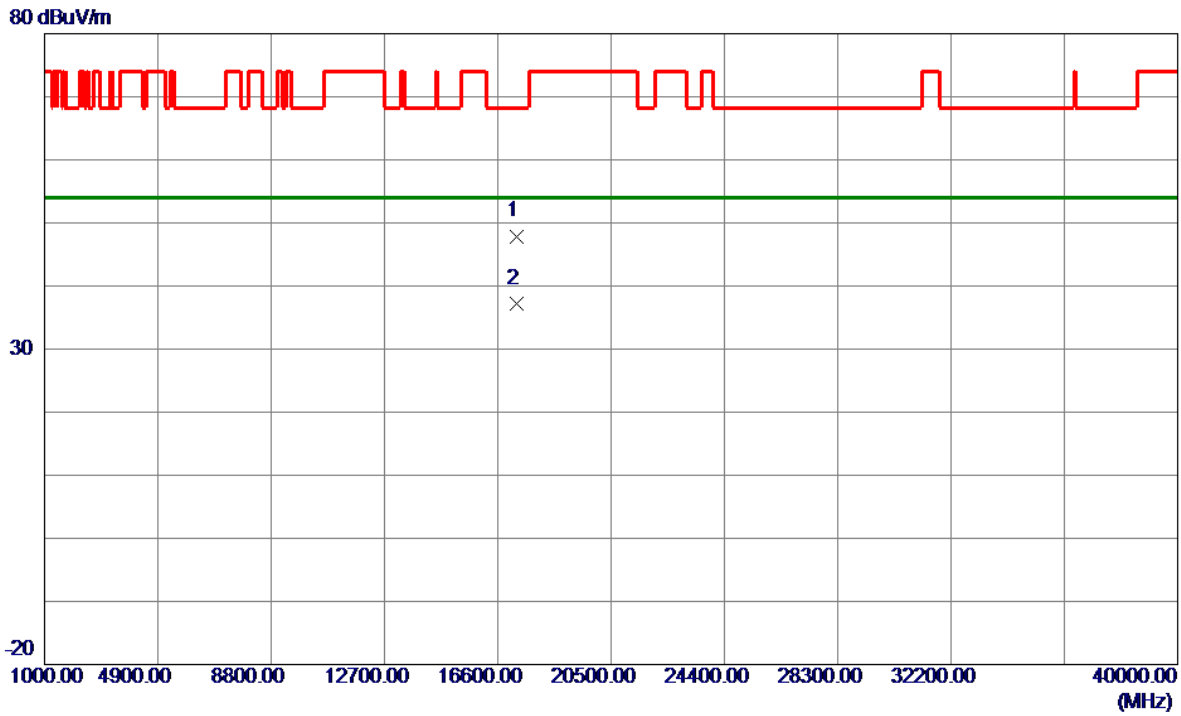


No.	Freq. MHz	Reading Level dBuV/m	Correct Factor dB	Measure ment dBuV/m	Limit dBuV/m	Margin dB	Detector	Comment
1	5715.0000	39.83	13.64	53.47	109.40	-55.93	Peak	
2	5725.0000	47.63	13.68	61.31	122.20	-60.89	Peak	
3 *	5753.2000	81.62	13.77	95.39	122.20	-26.81	Peak	No Limit

REMARKS:

- (1) Measurement Value = Reading Level + Correct Factor.
- (2) Margin Level = Measurement Value - Limit Value.

Test Mode	UNII-3_TX N(HT40) Mode 5755 MHz	Polarization	Vertical
-----------	---------------------------------	--------------	----------

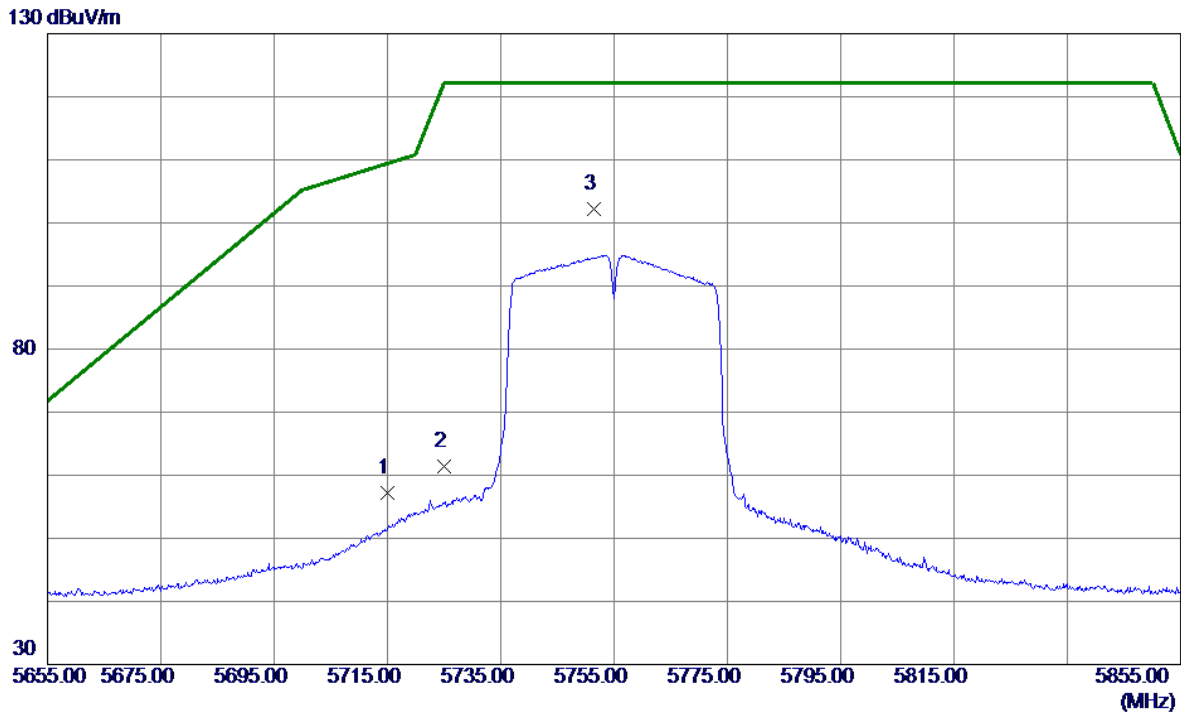


No.	Freq. MHz	Reading Level dBuV/m	Correct Factor dB	Measure ment dBuV/m	Limit dBuV/m	Margin dB	Detector	Comment
1	17261.0250	38.00	9.90	47.90	68.20	-20.30	Peak	
2 *	17269.4949	27.23	9.90	37.13	54.00	-16.87	AVG	

REMARKS:

- (1) Measurement Value = Reading Level + Correct Factor.
- (2) Margin Level = Measurement Value - Limit Value.

Test Mode	UNII-3_TX N(HT40) Mode 5755 MHz	Polarization	Horizontal
-----------	---------------------------------	--------------	------------

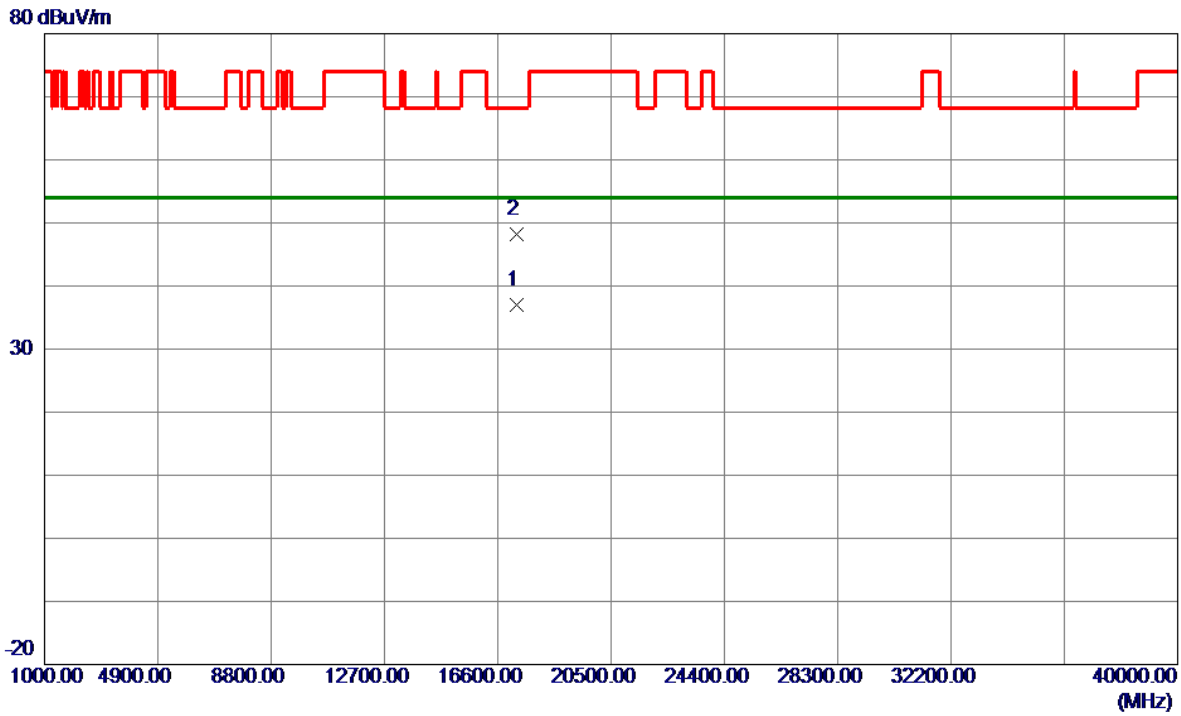


No.	Freq. MHz	Reading Level dBuV/m	Correct Factor dB	Measure ment dBuV/m	Limit dBuV/m	Margin dB	Detector	Comment
1	5715.0000	43.64	13.64	57.28	109.40	-52.12	Peak	
2	5725.0000	47.66	13.68	61.34	122.20	-60.86	Peak	
3 *	5751.4000	88.43	13.77	102.20	122.20	-20.00	Peak	No Limit

REMARKS:

- (1) Measurement Value = Reading Level + Correct Factor.
- (2) Margin Level = Measurement Value - Limit Value.

Test Mode	UNII-3_TX N(HT40) Mode 5755 MHz	Polarization	Horizontal
-----------	---------------------------------	--------------	------------

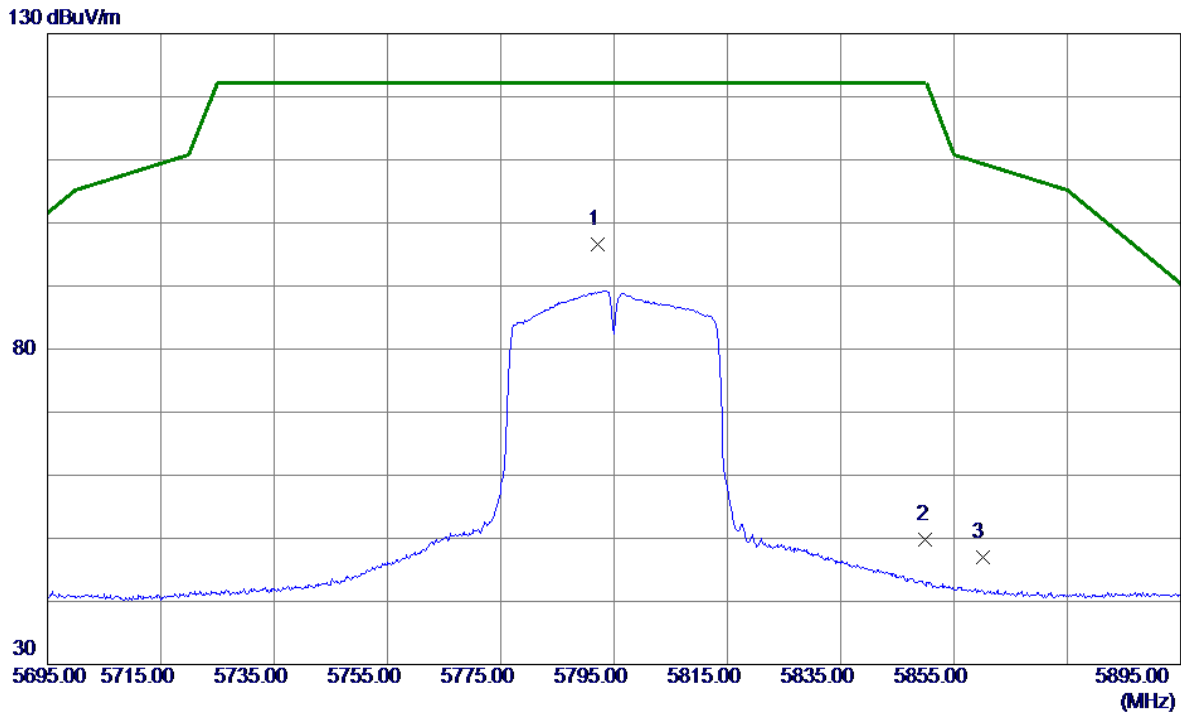


No.	Freq. MHz	Reading Level dBuV/m	Correct Factor dB	Measure ment dBuV/m	Limit dBuV/m	Margin dB	Detector	Comment
1 *	17266.8350	27.15	9.90	37.05	54.00	-16.95	AVG	
2	17269.5050	38.32	9.90	48.22	68.20	-19.98	Peak	

REMARKS:

- (1) Measurement Value = Reading Level + Correct Factor.
- (2) Margin Level = Measurement Value - Limit Value.

Test Mode	UNII-3_TX N(HT40) Mode 5795 MHz	Polarization	Vertical
-----------	---------------------------------	--------------	----------

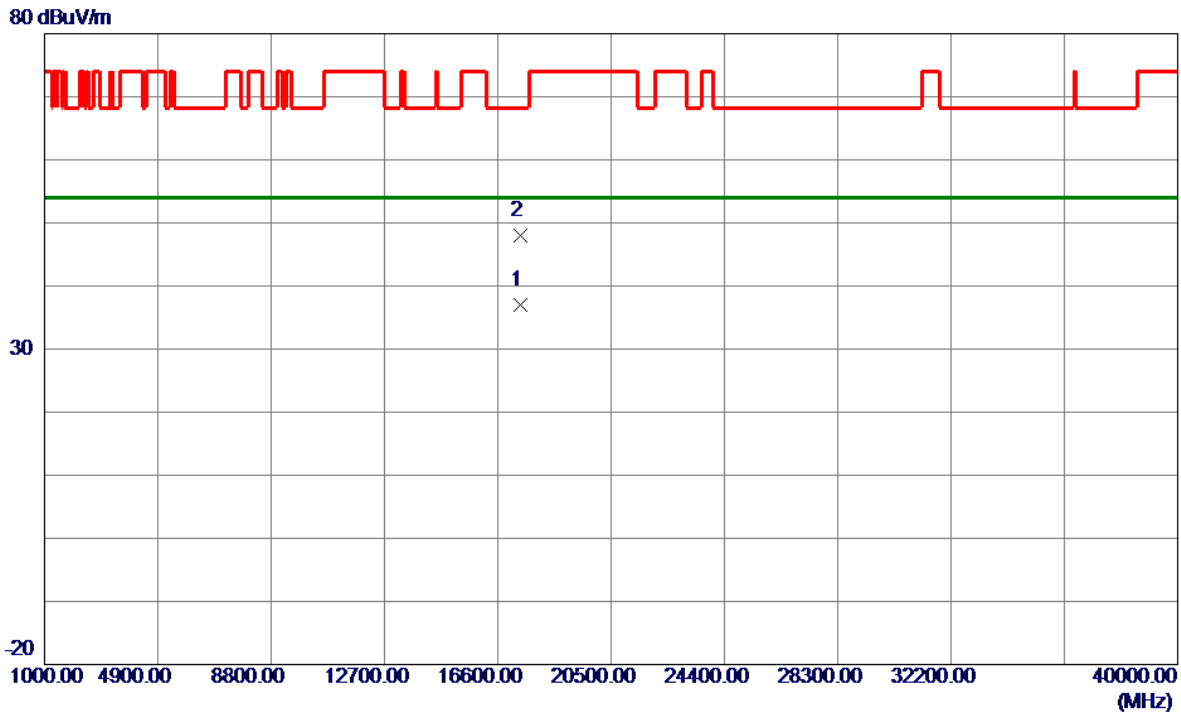


No.	Freq. MHz	Reading Level dBuV/m	Correct Factor dB	Measure ment dBuV/m	Limit dBuV/m	Margin dB	Detector	Comment
1 *	5792.2000	82.73	13.91	96.64	122.20	-25.56	Peak	No Limit
2	5850.0000	35.79	14.10	49.89	122.20	-72.31	Peak	
3	5860.0000	32.78	14.14	46.92	109.40	-62.48	Peak	

REMARKS:

- (1) Measurement Value = Reading Level + Correct Factor.
- (2) Margin Level = Measurement Value - Limit Value.

Test Mode	UNII-3_TX N(HT40) Mode 5795 MHz	Polarization	Vertical
-----------	---------------------------------	--------------	----------

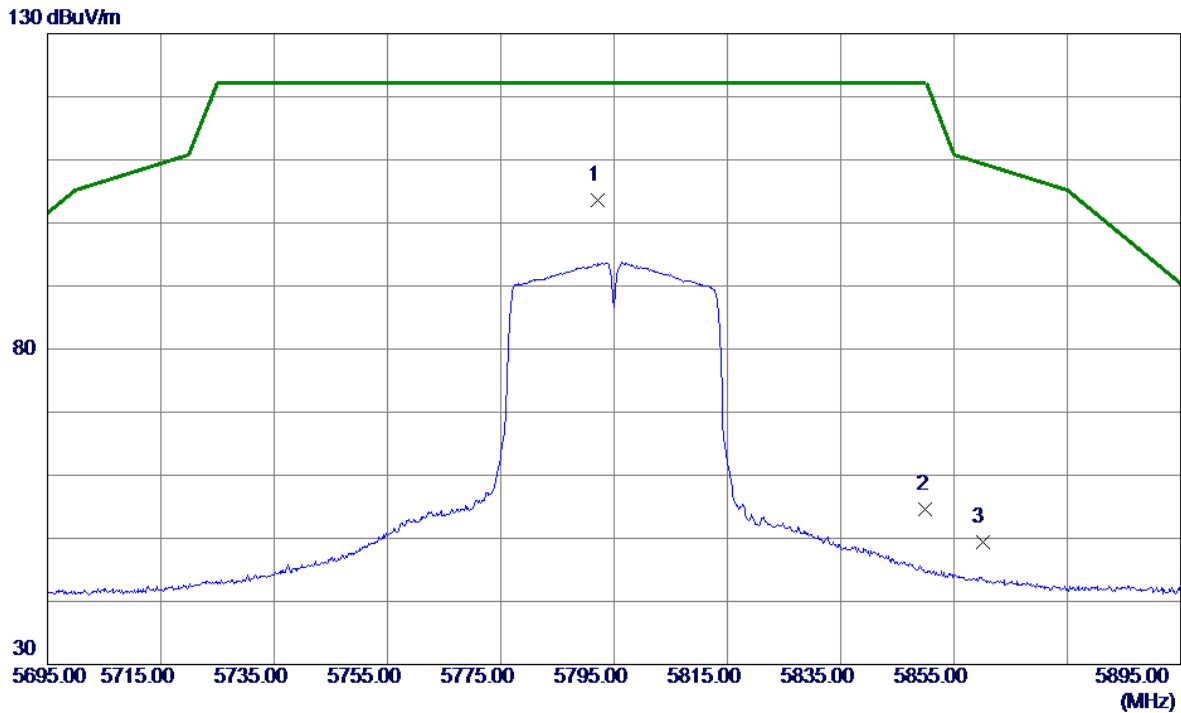


No.	Freq. MHz	Reading Level dBuV/m	Correct Factor dB	Measure ment dBuV/m	Limit dBuV/m	Margin dB	Detector	Comment
1 *	17381.4750	27.07	9.94	37.01	54.00	-16.99	AVG	
2	17387.1600	38.02	9.94	47.96	68.20	-20.24	Peak	

REMARKS:

- (1) Measurement Value = Reading Level + Correct Factor.
- (2) Margin Level = Measurement Value - Limit Value.

Test Mode	UNII-3_TX N(HT40) Mode 5795 MHz	Polarization	Horizontal
-----------	---------------------------------	--------------	------------

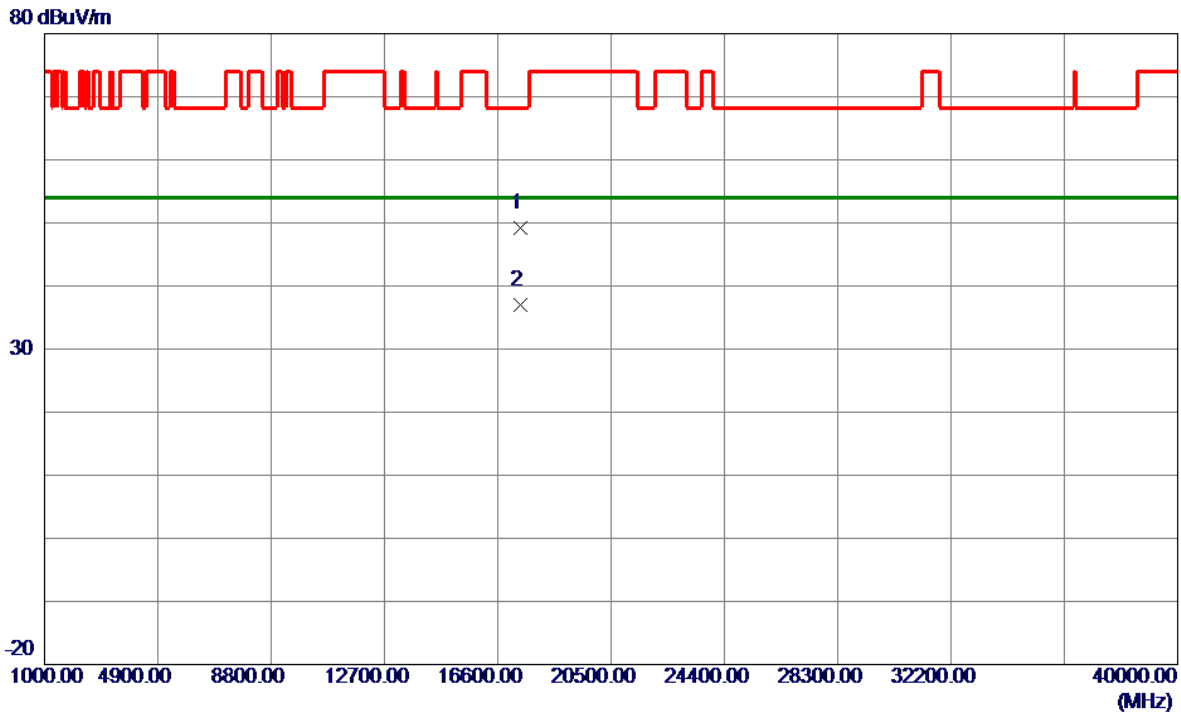


No.	Freq. MHz	Reading Level dBuV/m	Correct Factor dB	Measure ment dBuV/m	Limit dBuV/m	Margin dB	Detector	Comment
1 *	5792.2000	89.65	13.91	103.56	122.20	-18.64	Peak	No Limit
2	5850.0000	40.53	14.10	54.63	122.20	-67.57	Peak	
3	5860.0000	35.32	14.14	49.46	109.40	-59.94	Peak	

REMARKS:

- (1) Measurement Value = Reading Level + Correct Factor.
- (2) Margin Level = Measurement Value - Limit Value.

Test Mode	UNII-3_TX N(HT40) Mode 5795 MHz	Polarization	Horizontal
-----------	---------------------------------	--------------	------------

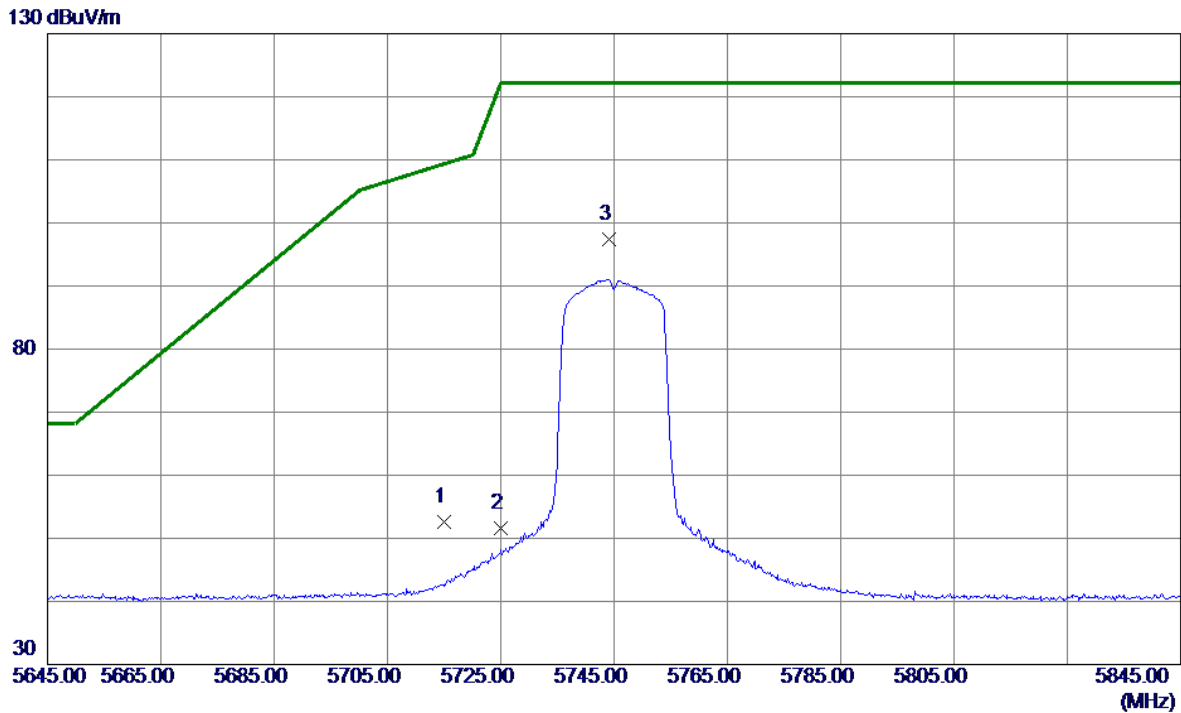


No.	Freq. MHz	Reading Level dBuV/m	Correct Factor dB	Measure ment dBuV/m	Limit dBuV/m	Margin dB	Detector	Comment
1	17380.1400	39.22	9.94	49.16	68.20	-19.04	Peak	
2 *	17382.8650	27.06	9.94	37.00	54.00	-17.00	AVG	

REMARKS:

- (1) Measurement Value = Reading Level + Correct Factor.
- (2) Margin Level = Measurement Value - Limit Value.

Test Mode	UNII-3_TX AC(VHT20) Mode 5745 MHz	Polarization	Vertical
-----------	-----------------------------------	--------------	----------

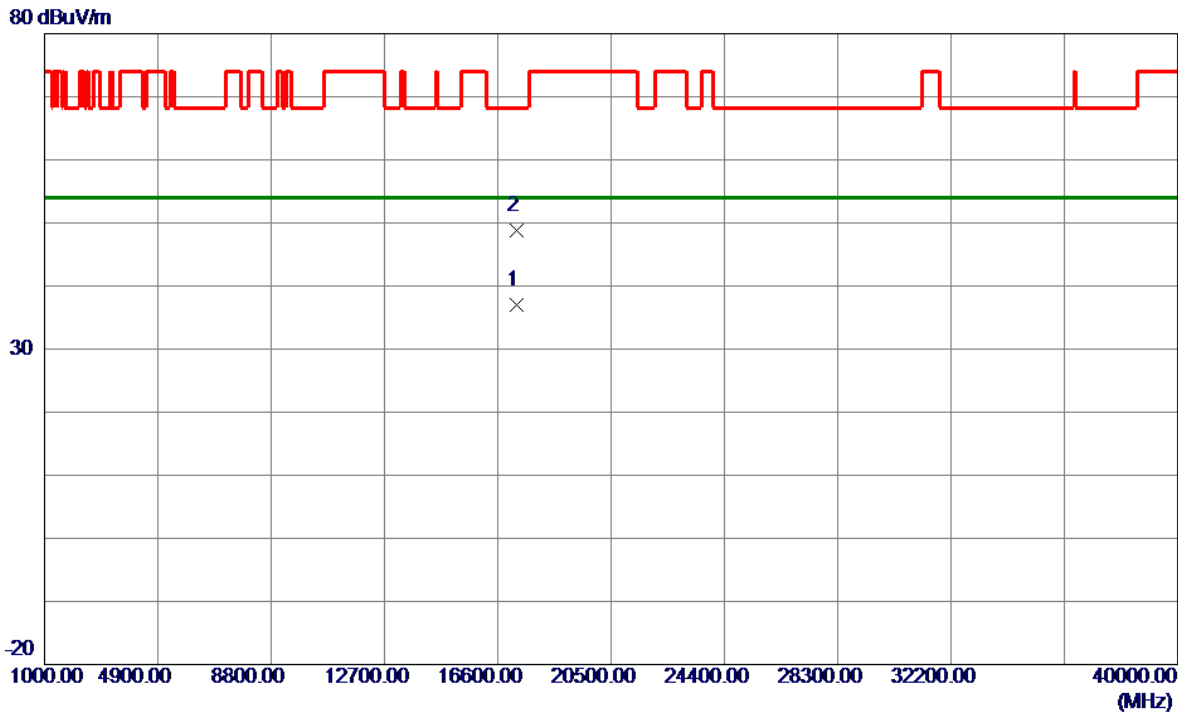


No.	Freq. MHz	Reading Level dBuV/m	Correct Factor dB	Measure ment dBuV/m	Limit dBuV/m	Margin dB	Detector	Comment
1	5715.0000	38.89	13.64	52.53	109.40	-56.87	Peak	
2	5725.0000	37.96	13.68	51.64	122.20	-70.56	Peak	
3 *	5744.2000	83.64	13.74	97.38	122.20	-24.82	Peak	No Limit

REMARKS:

- (1) Measurement Value = Reading Level + Correct Factor.
- (2) Margin Level = Measurement Value - Limit Value.

Test Mode	UNII-3_TX AC(VHT20) Mode 5745 MHz	Polarization	Vertical
-----------	-----------------------------------	--------------	----------

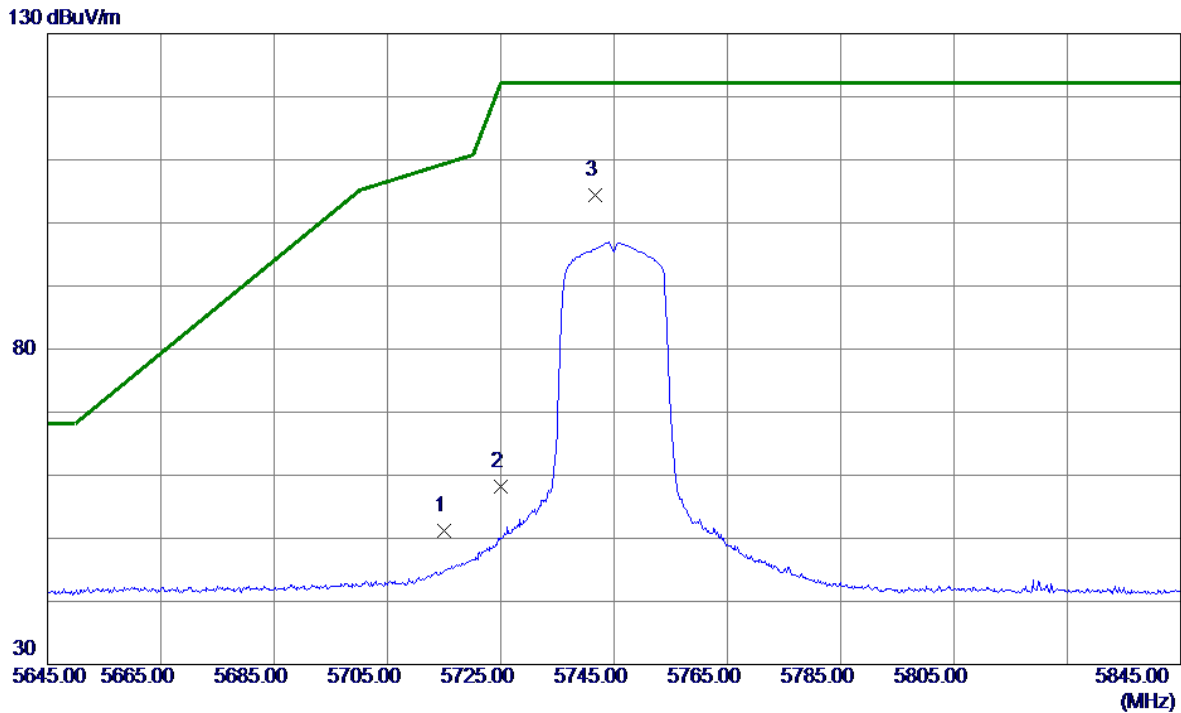


No.	Freq. MHz	Reading Level dBuV/m	Correct Factor dB	Measure ment dBuV/m	Limit dBuV/m	Margin dB	Detector	Comment
1 *	17230.9700	27.02	9.89	36.91	54.00	-17.09	AVG	
2	17234.7100	38.88	9.89	48.77	68.20	-19.43	Peak	

REMARKS:

- (1) Measurement Value = Reading Level + Correct Factor.
- (2) Margin Level = Measurement Value - Limit Value.

Test Mode	UNII-3_TX AC(VHT20) Mode 5745 MHz	Polarization	Horizontal
-----------	-----------------------------------	--------------	------------

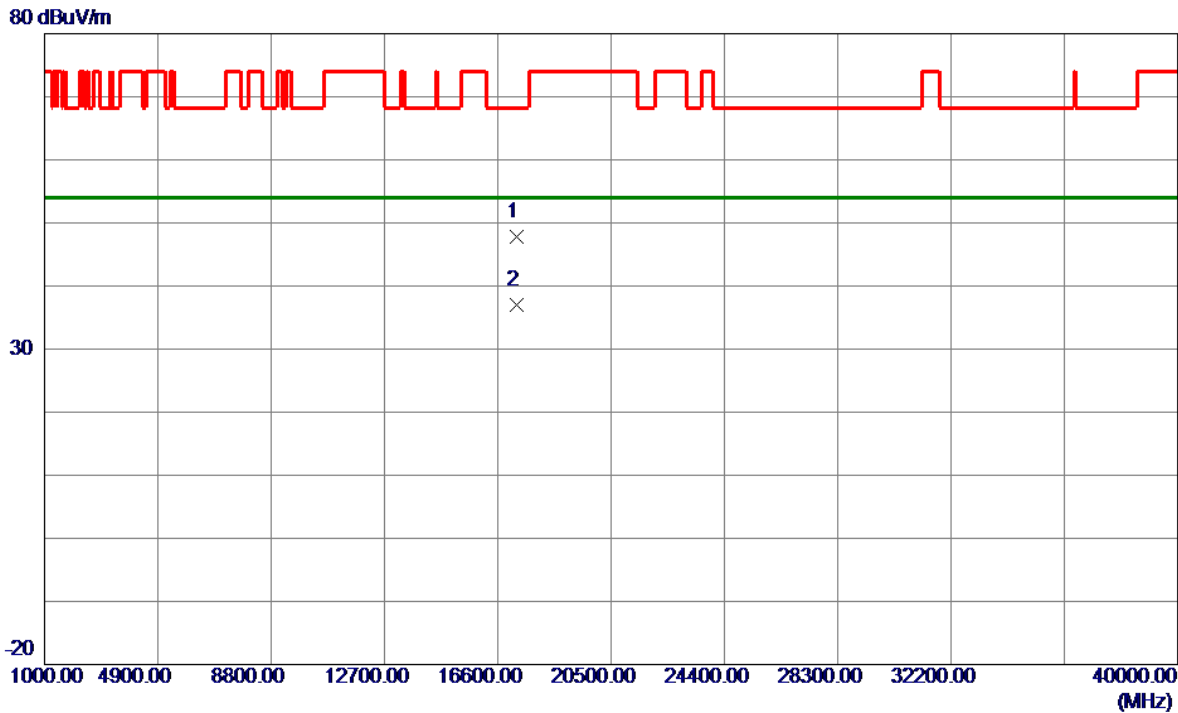


No.	Freq. MHz	Reading Level dBuV/m	Correct Factor dB	Measure ment dBuV/m	Limit dBuV/m	Margin dB	Detector	Comment
1	5715.0000	37.58	13.64	51.22	109.40	-58.18	Peak	
2	5725.0000	44.51	13.68	58.19	122.20	-64.01	Peak	
3 *	5741.7000	90.73	13.73	104.46	122.20	-17.74	Peak	No Limit

REMARKS:

- (1) Measurement Value = Reading Level + Correct Factor.
- (2) Margin Level = Measurement Value - Limit Value.

Test Mode	UNII-3_TX AC(VHT20) Mode 5745 MHz	Polarization	Horizontal
-----------	-----------------------------------	--------------	------------

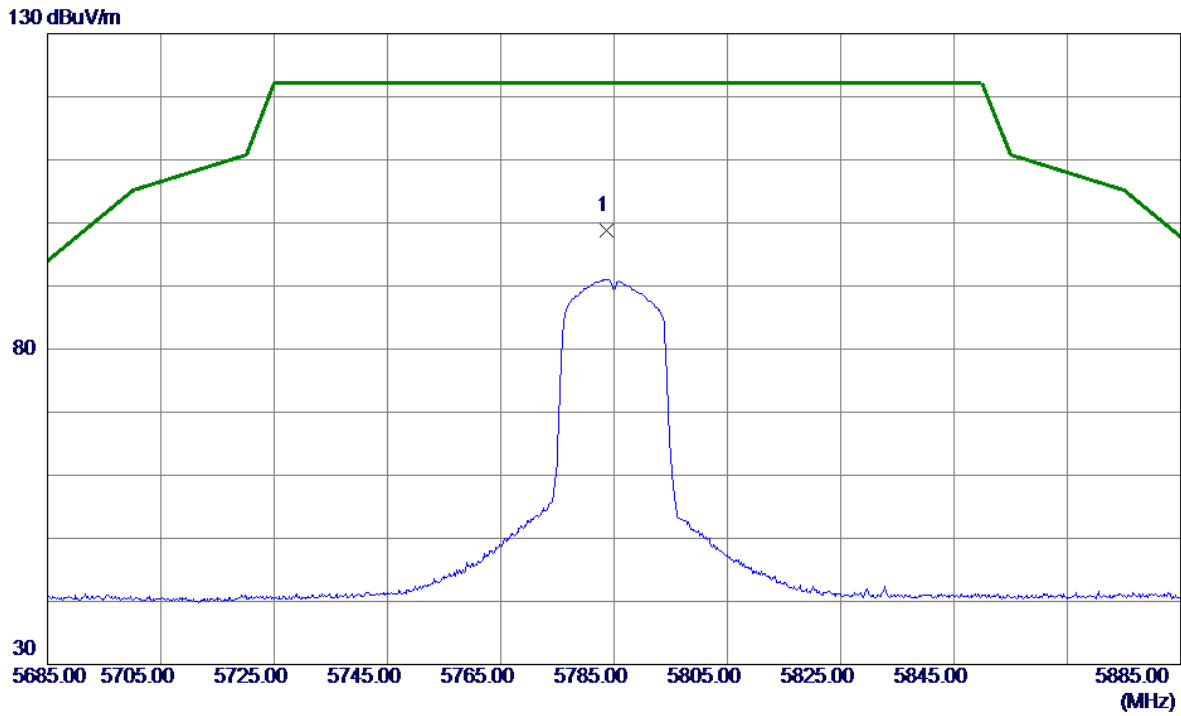


No.	Freq. MHz	Reading Level dBuV/m	Correct Factor dB	Measure ment dBuV/m	Limit dBuV/m	Margin dB	Detector	Comment
1	17234.0050	37.99	9.89	47.88	68.20	-20.32	Peak	
2 *	17238.6150	27.05	9.89	36.94	54.00	-17.06	AVG	

REMARKS:

- (1) Measurement Value = Reading Level + Correct Factor.
- (2) Margin Level = Measurement Value - Limit Value.

Test Mode	UNII-3_TX AC(VHT20) Mode 5785 MHz	Polarization	Vertical
-----------	-----------------------------------	--------------	----------

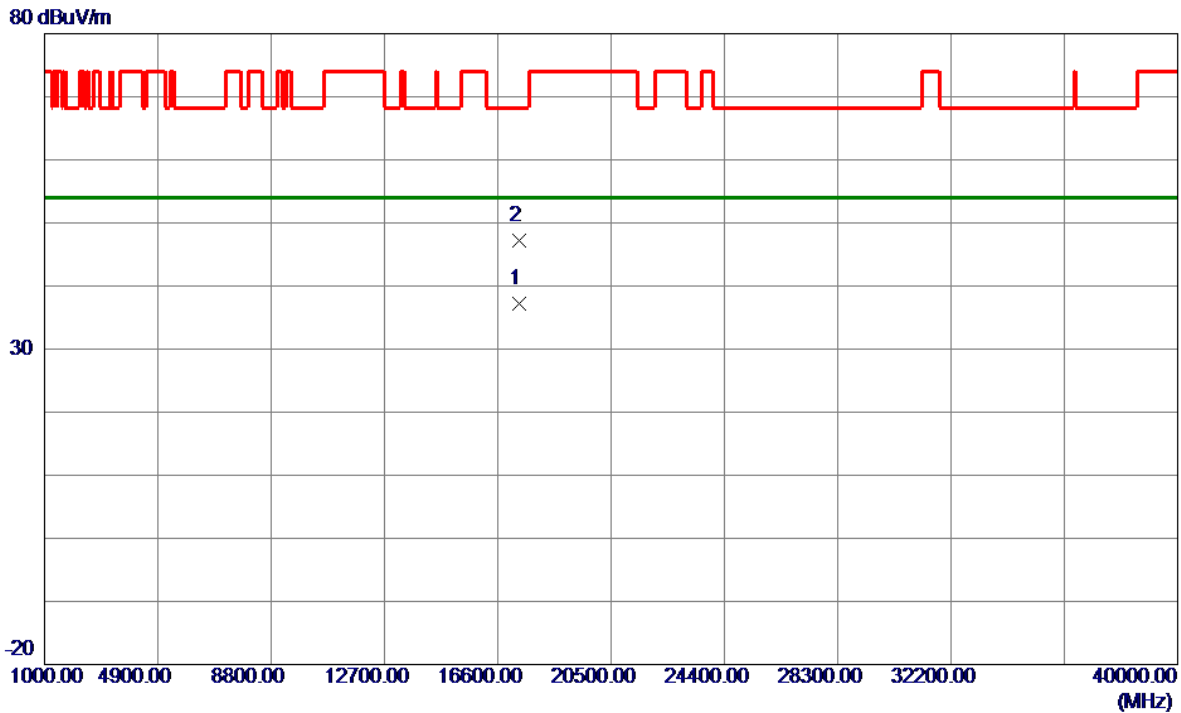


No.	Freq. MHz	Reading Level dBuV/m	Correct Factor dB	Measure ment dBuV/m	Limit dBuV/m	Margin dB	Detector	Comment
1 *	5783.6000	84.88	13.88	98.76	122.20	-23.44	Peak	No Limit

REMARKS:

- (1) Measurement Value = Reading Level + Correct Factor.
- (2) Margin Level = Measurement Value - Limit Value.

Test Mode	UNII-3_TX AC(VHT20) Mode 5785 MHz	Polarization	Vertical
-----------	-----------------------------------	--------------	----------

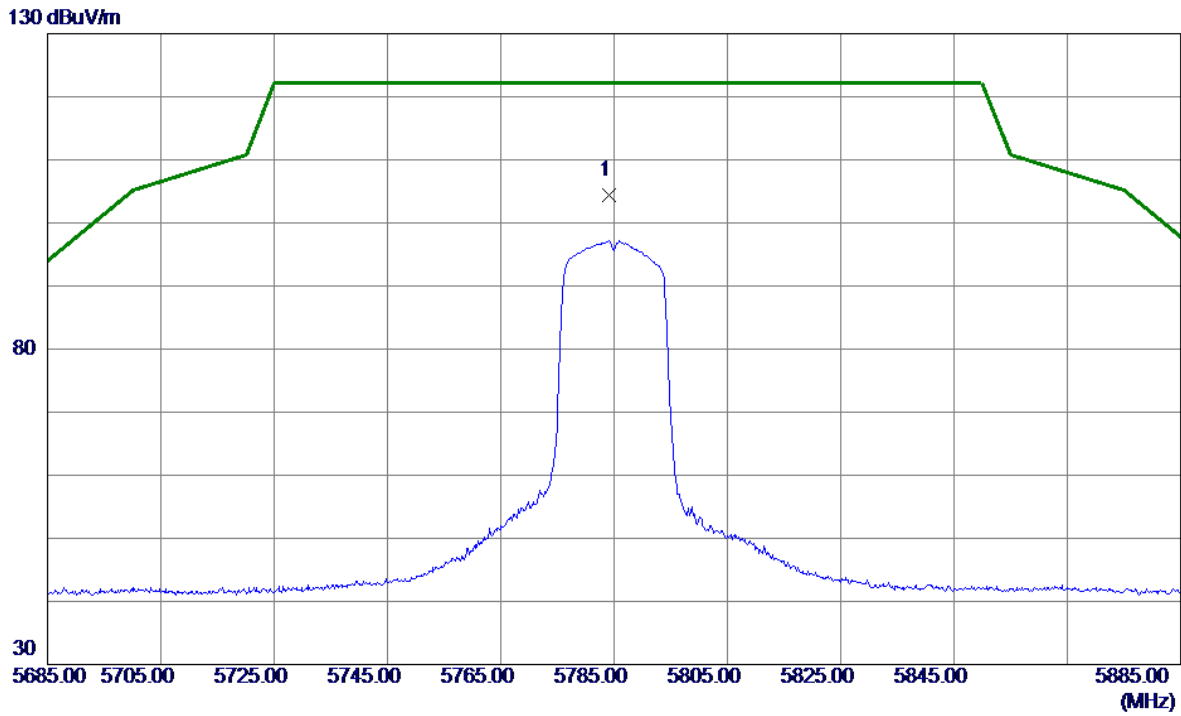


No.	Freq. MHz	Reading Level dBuV/m	Correct Factor dB	Measure ment dBuV/m	Limit dBuV/m	Margin dB	Detector	Comment
1 *	17351.5000	27.36	9.93	37.29	54.00	-16.71	AVG	
2	17355.7650	37.27	9.93	47.20	68.20	-21.00	Peak	

REMARKS:

- (1) Measurement Value = Reading Level + Correct Factor.
- (2) Margin Level = Measurement Value - Limit Value.

Test Mode	UNII-3_TX AC(VHT20) Mode 5785 MHz	Polarization	Horizontal
-----------	-----------------------------------	--------------	------------

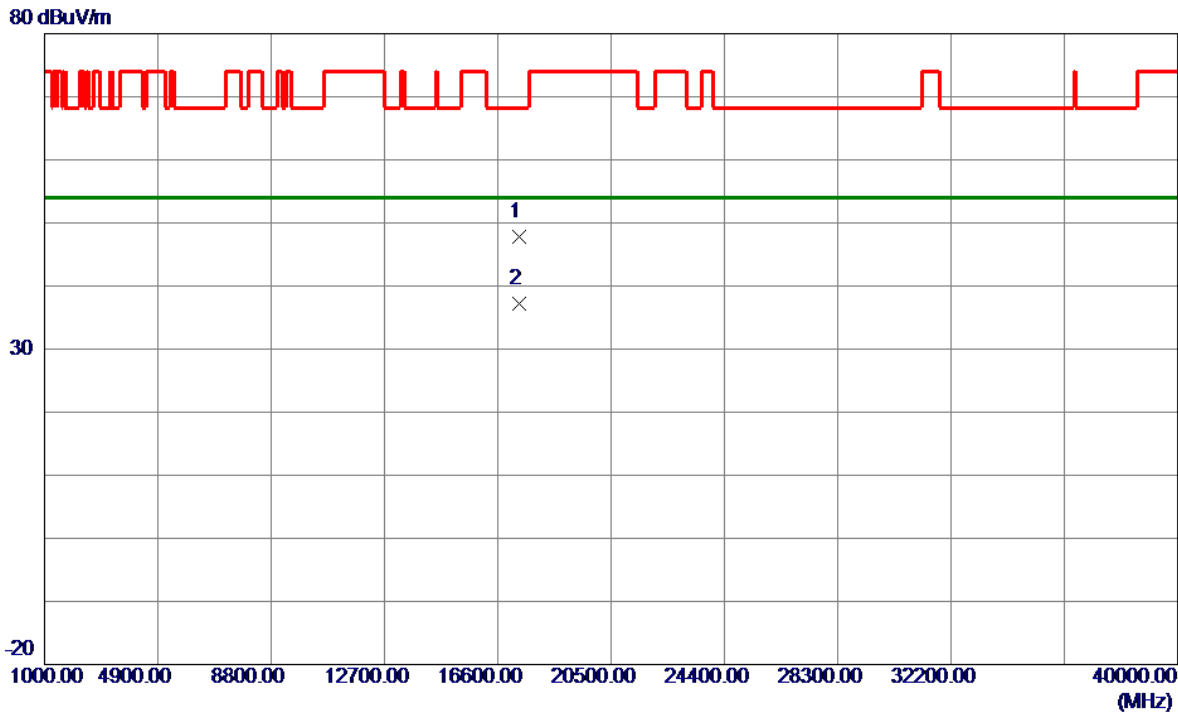


No.	Freq. MHz	Reading Level dBuV/m	Correct Factor dB	Measure ment dBuV/m	Limit dBuV/m	Margin dB	Detector	Comment
1 *	5784.2000	90.44	13.88	104.32	122.20	-17.88	Peak	No Limit

REMARKS:

- (1) Measurement Value = Reading Level + Correct Factor.
- (2) Margin Level = Measurement Value - Limit Value.

Test Mode	UNII-3_TX AC(VHT20) Mode 5785 MHz	Polarization	Horizontal
-----------	-----------------------------------	--------------	------------

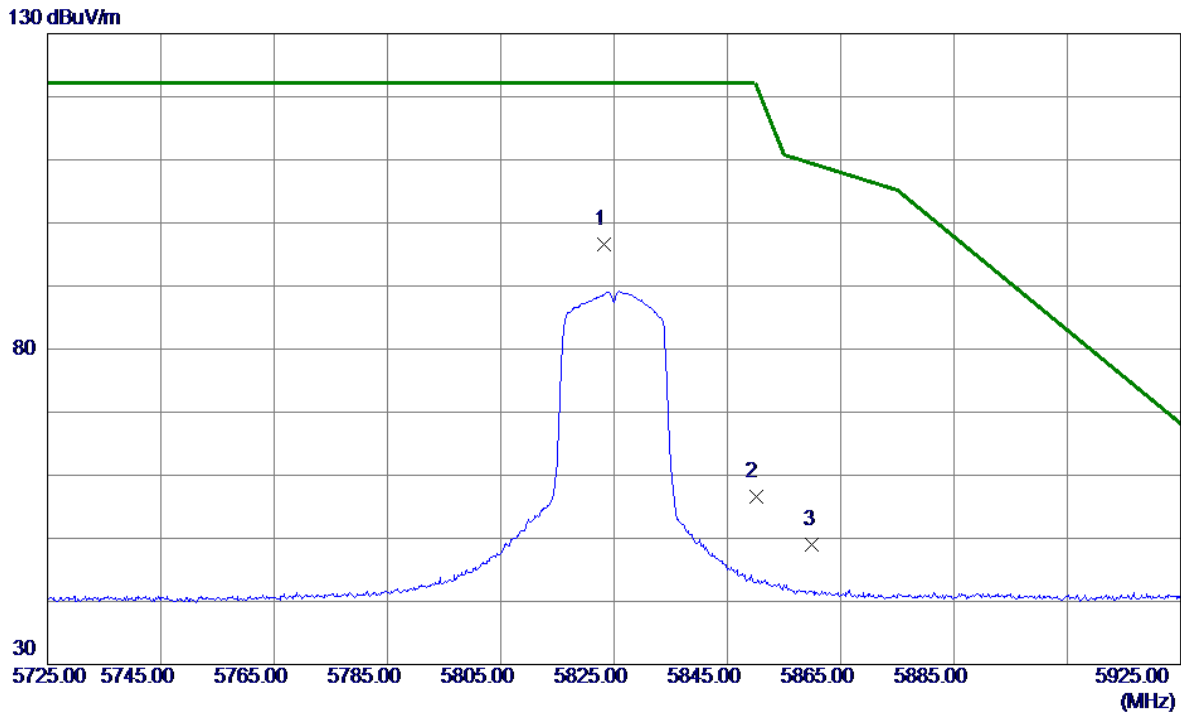


No.	Freq. MHz	Reading Level dBuV/m	Correct Factor dB	Measure ment dBuV/m	Limit dBuV/m	Margin dB	Detector	Comment
1	17351.5150	37.93	9.93	47.86	68.20	-20.34	Peak	
2 *	17352.3900	27.31	9.93	37.24	54.00	-16.76	AVG	

REMARKS:

- (1) Measurement Value = Reading Level + Correct Factor.
- (2) Margin Level = Measurement Value - Limit Value.

Test Mode	UNII-3_TX AC(VHT20) Mode 5825 MHz	Polarization	Vertical
-----------	-----------------------------------	--------------	----------

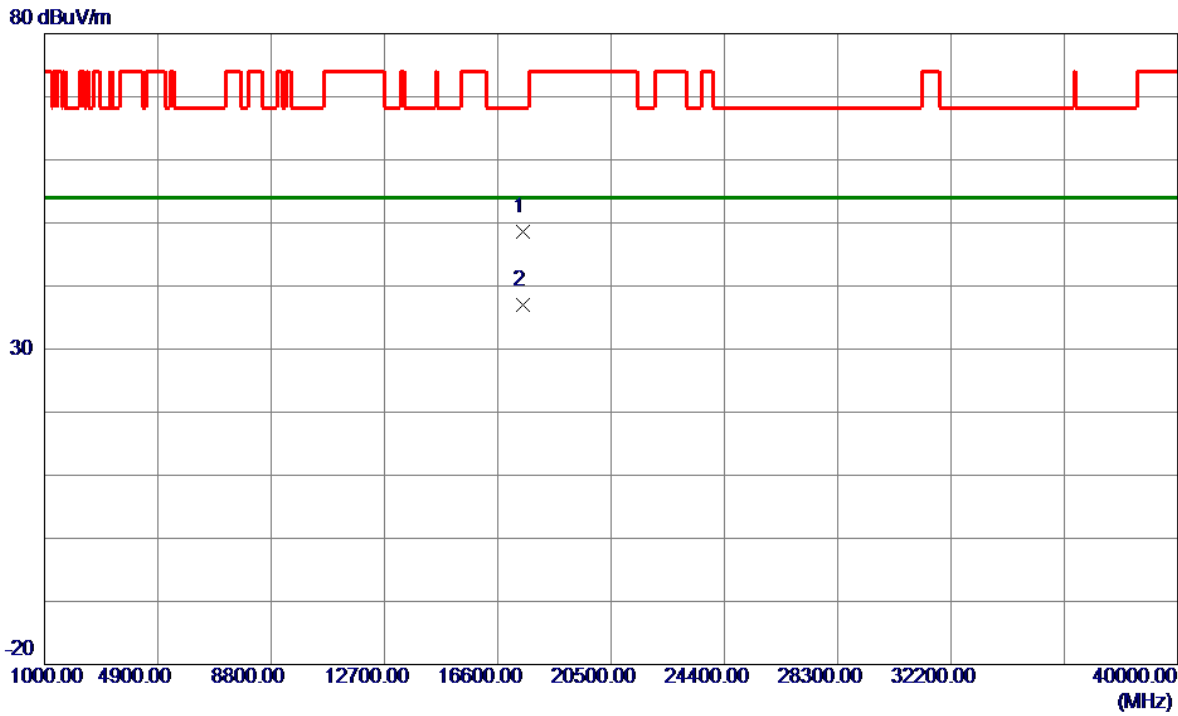


No.	Freq. MHz	Reading Level dBuV/m	Correct Factor dB	Measure ment dBuV/m	Limit dBuV/m	Margin dB	Detector	Comment
1 *	5823.2000	82.55	14.01	96.56	122.20	-25.64	Peak	No Limit
2	5850.0000	42.54	14.10	56.64	122.20	-65.56	Peak	
3	5860.0000	34.92	14.14	49.06	109.40	-60.34	Peak	

REMARKS:

- (1) Measurement Value = Reading Level + Correct Factor.
- (2) Margin Level = Measurement Value - Limit Value.

Test Mode	UNII-3_TX AC(VHT20) Mode 5825 MHz	Polarization	Vertical
-----------	-----------------------------------	--------------	----------

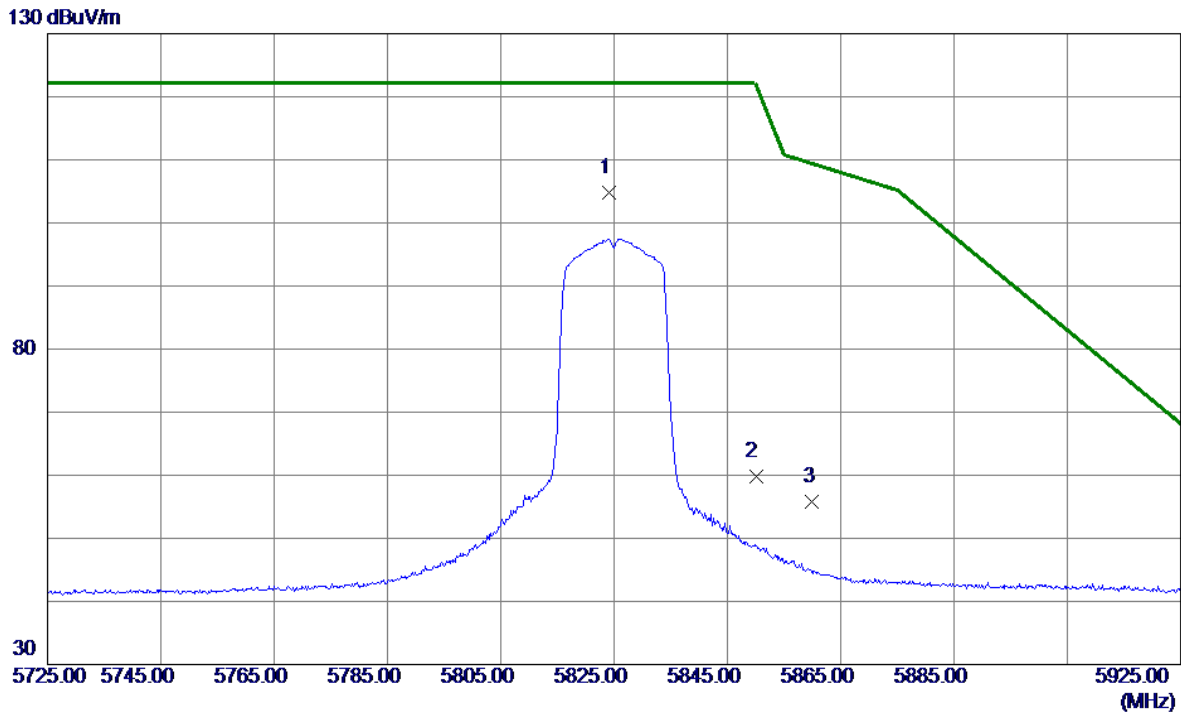


No.	Freq. MHz	Reading Level dBuV/m	Correct Factor dB	Measure ment dBuV/m	Limit dBuV/m	Margin dB	Detector	Comment
1	17476.3650	38.59	9.97	48.56	68.20	-19.64	Peak	
2 *	17478.1300	27.10	9.97	37.07	54.00	-16.93	AVG	

REMARKS:

- (1) Measurement Value = Reading Level + Correct Factor.
- (2) Margin Level = Measurement Value - Limit Value.

Test Mode	UNII-3_TX AC(VHT20) Mode 5825 MHz	Polarization	Horizontal
-----------	-----------------------------------	--------------	------------

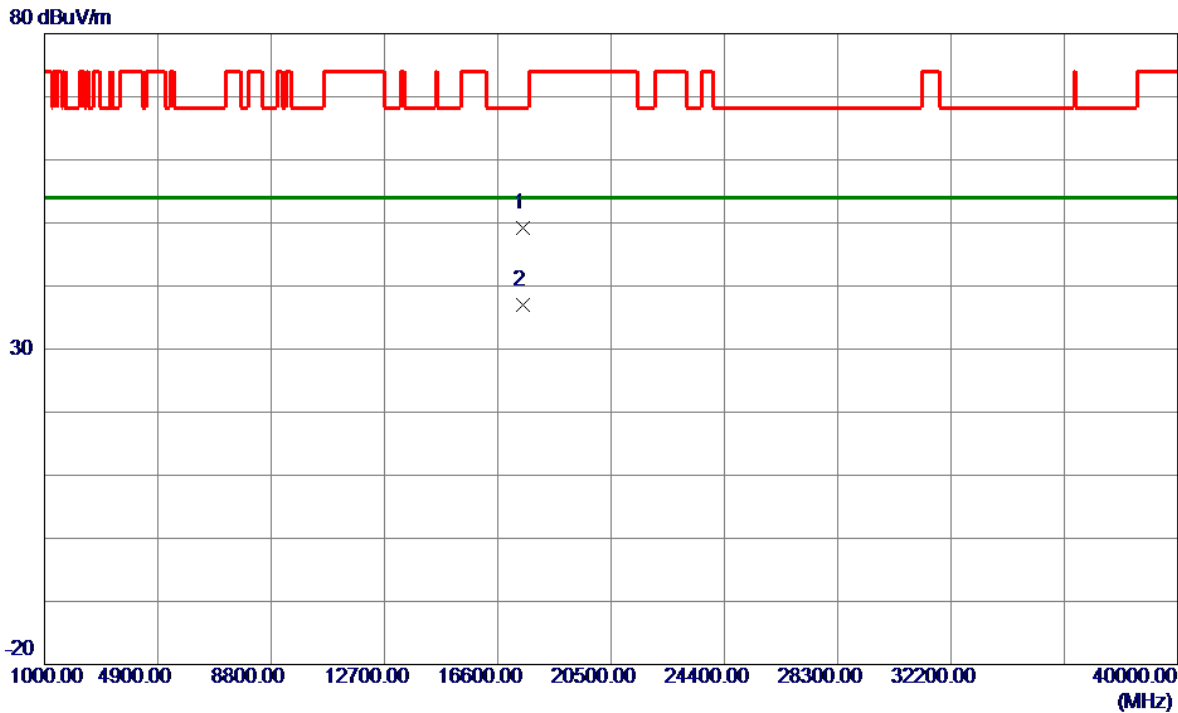


No.	Freq. MHz	Reading Level dBuV/m	Correct Factor dB	Measure ment dBuV/m	Limit dBuV/m	Margin dB	Detector	Comment
1 *	5824.1000	90.86	14.01	104.87	122.20	-17.33	Peak	No Limit
2	5850.0000	45.74	14.10	59.84	122.20	-62.36	Peak	
3	5860.0000	41.66	14.14	55.80	109.40	-53.60	Peak	

REMARKS:

- (1) Measurement Value = Reading Level + Correct Factor.
- (2) Margin Level = Measurement Value - Limit Value.

Test Mode	UNII-3_TX AC(VHT20) Mode 5825 MHz	Polarization	Horizontal
-----------	-----------------------------------	--------------	------------

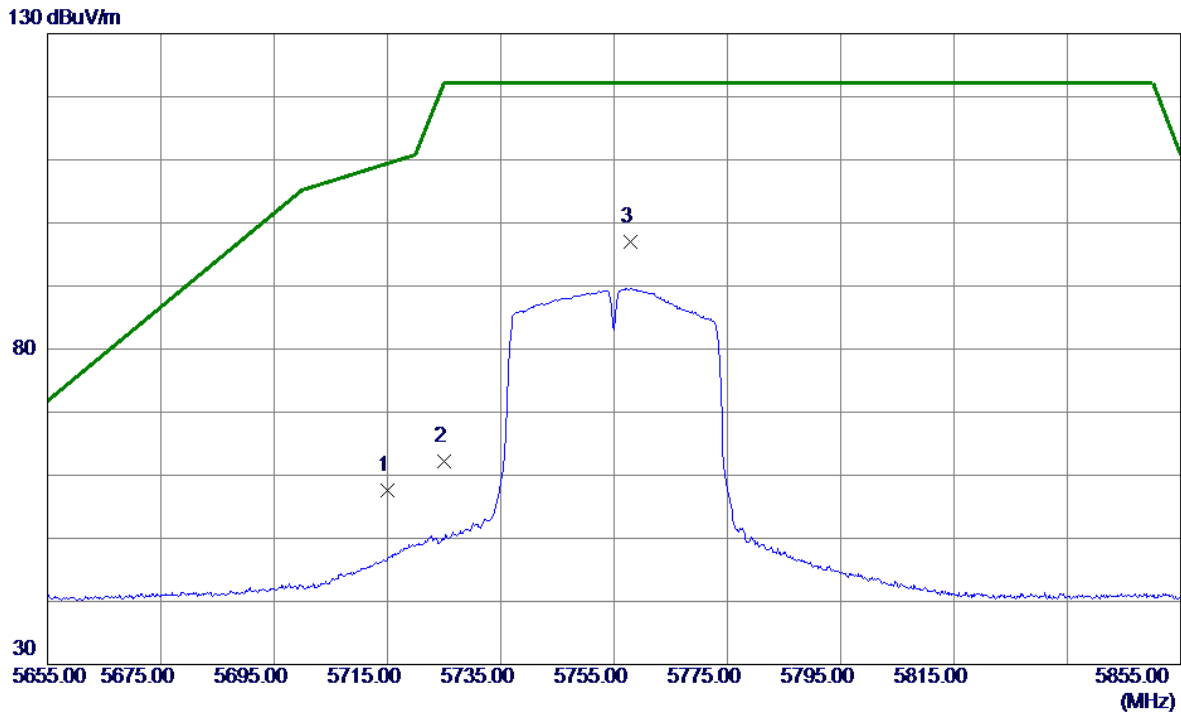


No.	Freq. MHz	Reading Level dBuV/m	Correct Factor dB	Measure ment dBuV/m	Limit dBuV/m	Margin dB	Detector	Comment
1	17471.9900	39.24	9.97	49.21	68.20	-18.99	Peak	
2 *	17479.8050	27.02	9.97	36.99	54.00	-17.01	AVG	

REMARKS:

- (1) Measurement Value = Reading Level + Correct Factor.
- (2) Margin Level = Measurement Value - Limit Value.

Test Mode	UNII-3_TX AC(VHT40) Mode 5755 MHz	Polarization	Vertical
-----------	-----------------------------------	--------------	----------

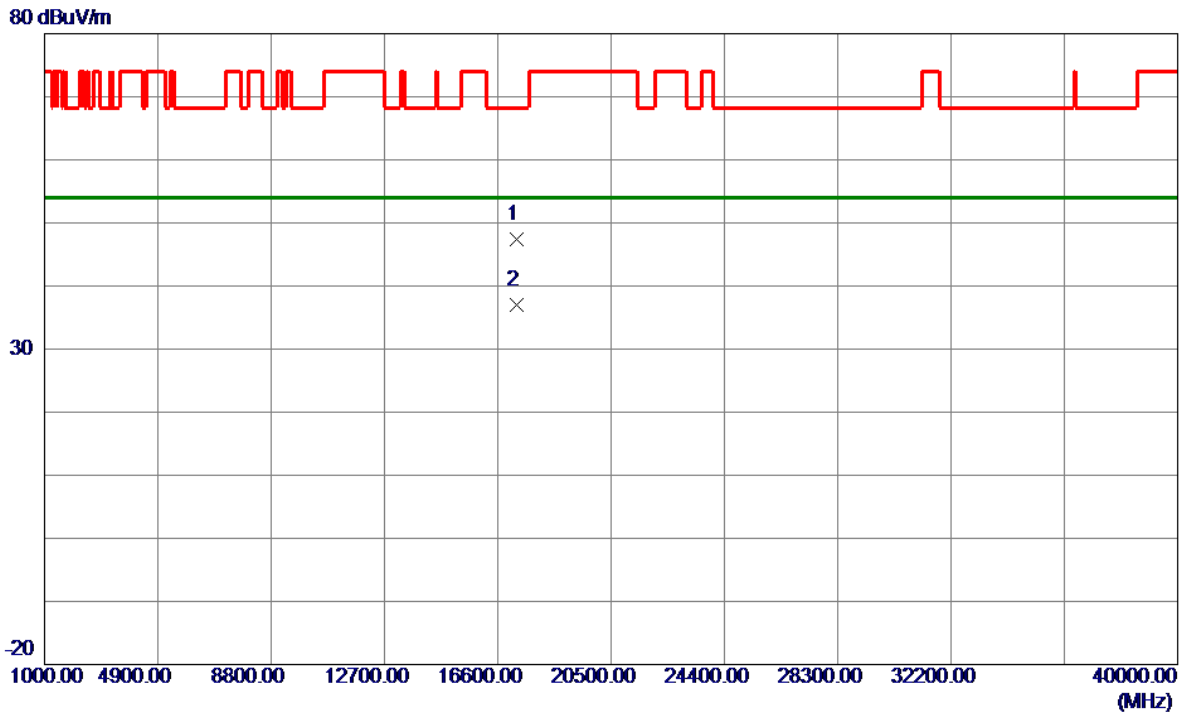


No.	Freq. MHz	Reading Level dBuV/m	Correct Factor dB	Measure ment dBuV/m	Limit dBuV/m	Margin dB	Detector	Comment
1	5715.0000	43.99	13.64	57.63	109.40	-51.77	Peak	
2	5725.0000	48.51	13.68	62.19	122.20	-60.01	Peak	
3 *	5757.8000	83.14	13.79	96.93	122.20	-25.27	Peak	No Limit

REMARKS:

- (1) Measurement Value = Reading Level + Correct Factor.
- (2) Margin Level = Measurement Value - Limit Value.

Test Mode	UNII-3_TX AC(VHT40) Mode 5755 MHz	Polarization	Vertical
-----------	-----------------------------------	--------------	----------

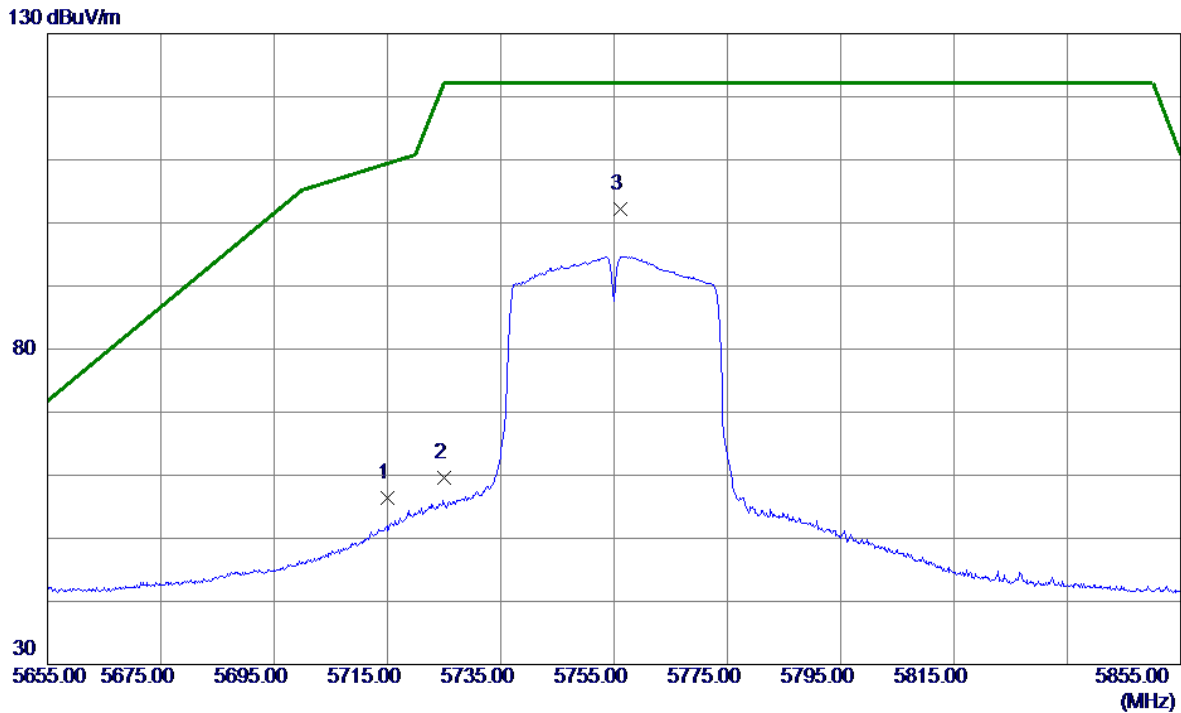


No.	Freq. MHz	Reading Level dBuV/m	Correct Factor dB	Measure ment dBuV/m	Limit dBuV/m	Margin dB	Detector	Comment
1	17261.9949	37.51	9.90	47.41	68.20	-20.79	Peak	
2 *	17266.9550	27.08	9.90	36.98	54.00	-17.02	AVG	

REMARKS:

- (1) Measurement Value = Reading Level + Correct Factor.
- (2) Margin Level = Measurement Value - Limit Value.

Test Mode	UNII-3_TX AC(VHT40) Mode 5755 MHz	Polarization	Horizontal
-----------	-----------------------------------	--------------	------------

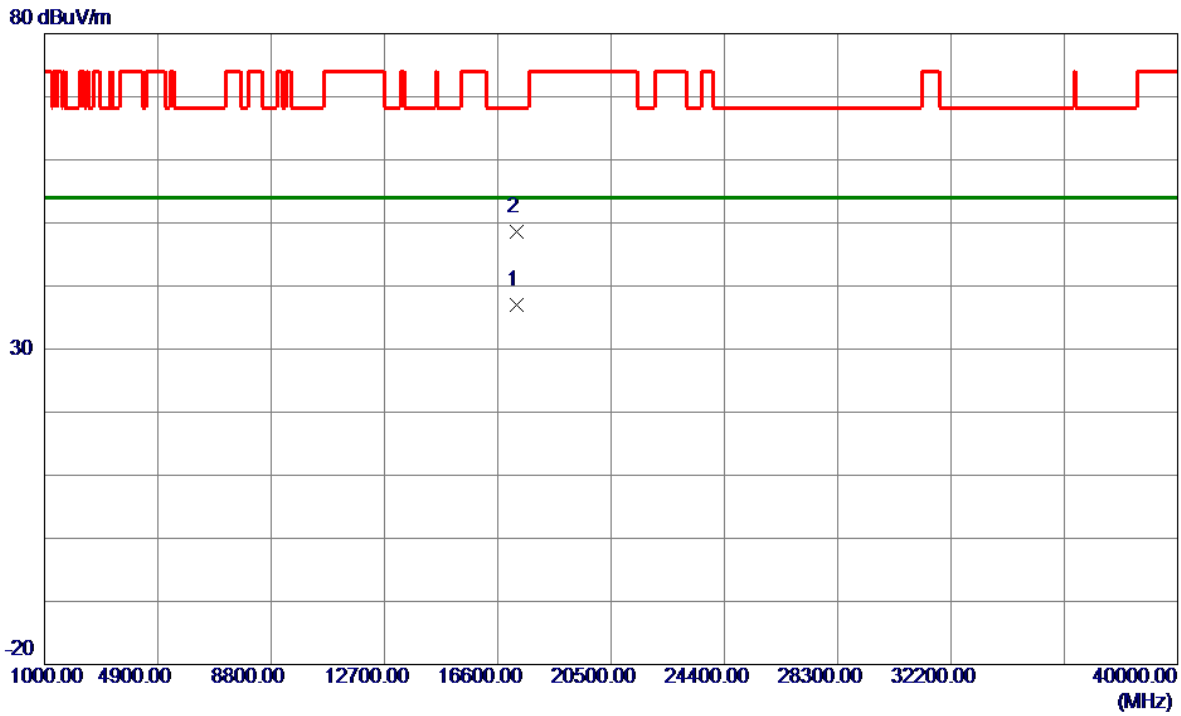


No.	Freq. MHz	Reading Level dBuV/m	Correct Factor dB	Measure ment dBuV/m	Limit dBuV/m	Margin dB	Detector	Comment
1	5715.0000	42.78	13.64	56.42	109.40	-52.98	Peak	
2	5725.0000	45.91	13.68	59.59	122.20	-62.61	Peak	
3 *	5756.1000	88.42	13.78	102.20	122.20	-20.00	Peak	No Limit

REMARKS:

- (1) Measurement Value = Reading Level + Correct Factor.
- (2) Margin Level = Measurement Value - Limit Value.

Test Mode	UNII-3_TX AC(VHT40) Mode 5755 MHz	Polarization	Horizontal
-----------	-----------------------------------	--------------	------------

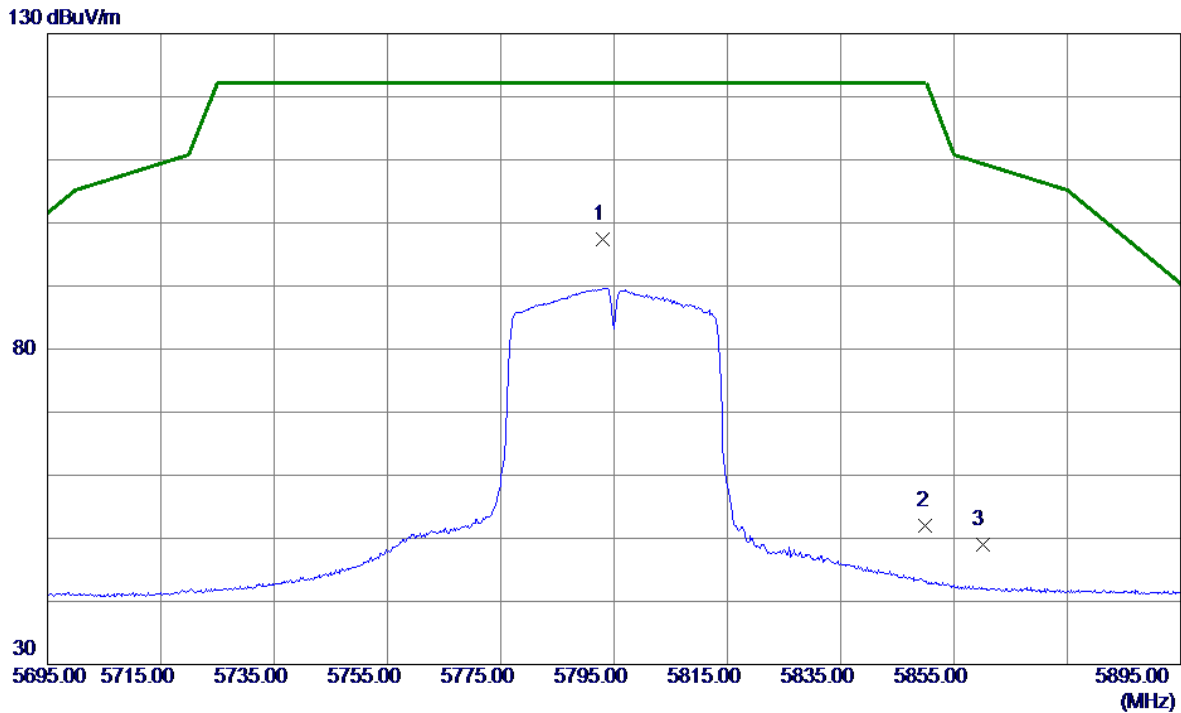


No.	Freq. MHz	Reading Level dBuV/m	Correct Factor dB	Measure ment dBuV/m	Limit dBuV/m	Margin dB	Detector	Comment
1 *	17263.6300	27.13	9.90	37.03	54.00	-16.97	AVG	
2	17265.2050	38.64	9.90	48.54	68.20	-19.66	Peak	

REMARKS:

- (1) Measurement Value = Reading Level + Correct Factor.
- (2) Margin Level = Measurement Value - Limit Value.

Test Mode	UNII-3_TX AC(VHT40) Mode 5795 MHz	Polarization	Vertical
-----------	-----------------------------------	--------------	----------

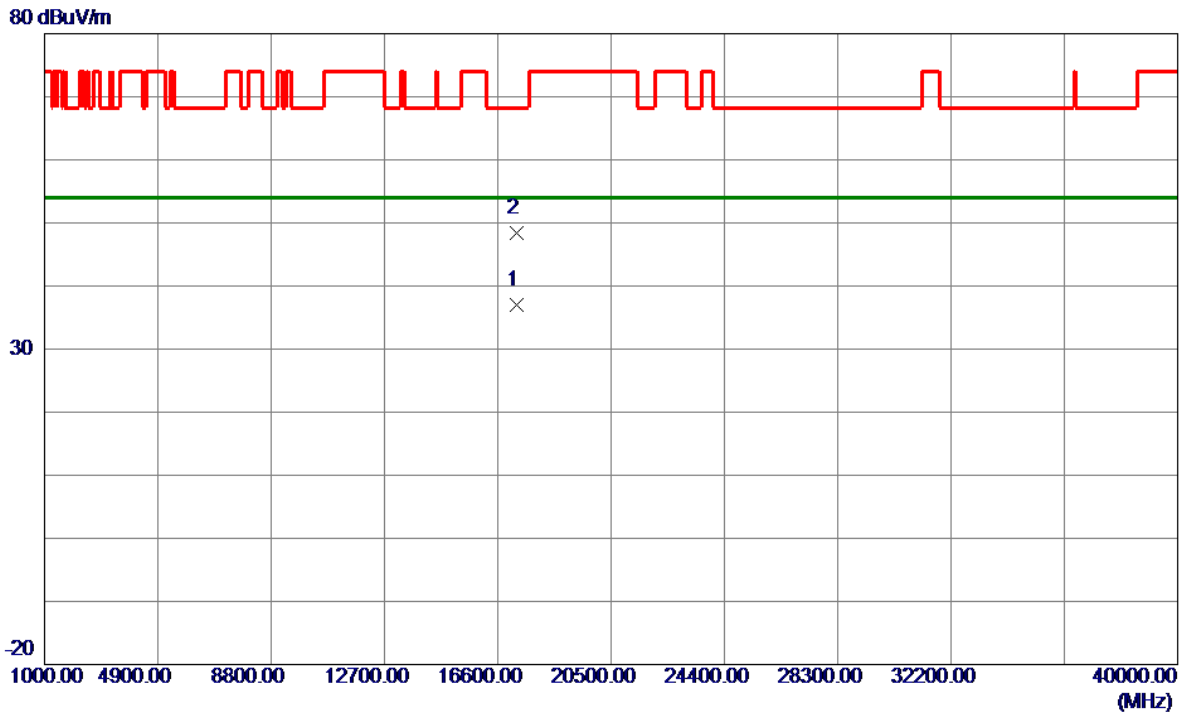


No.	Freq. MHz	Reading Level dBuV/m	Correct Factor dB	Measure ment dBuV/m	Limit dBuV/m	Margin dB	Detector	Comment
1 *	5793.1000	83.47	13.91	97.38	122.20	-24.82	Peak	No Limit
2	5850.0000	37.83	14.10	51.93	122.20	-70.27	Peak	
3	5860.0000	34.88	14.14	49.02	109.40	-60.38	Peak	

REMARKS:

- (1) Measurement Value = Reading Level + Correct Factor.
- (2) Margin Level = Measurement Value - Limit Value.

Test Mode	UNII-3_TX AC(VHT40) Mode 5795 MHz	Polarization	Vertical
-----------	-----------------------------------	--------------	----------

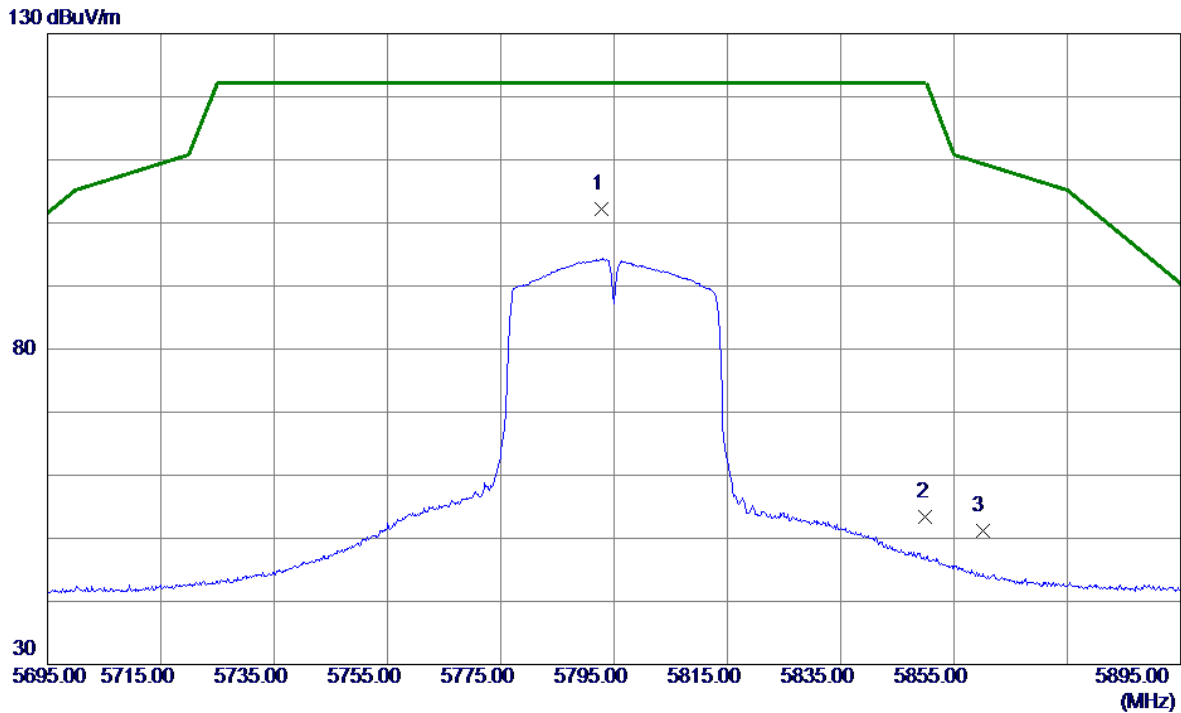


No.	Freq. MHz	Reading Level dBuV/m	Correct Factor dB	Measure ment dBuV/m	Limit dBuV/m	Margin dB	Detector	Comment
1 *	17265.5150	27.15	9.90	37.05	54.00	-16.95	AVG	
2	17267.0200	38.56	9.90	48.46	68.20	-19.74	Peak	

REMARKS:

- (1) Measurement Value = Reading Level + Correct Factor.
- (2) Margin Level = Measurement Value - Limit Value.

Test Mode	UNII-3_TX AC(VHT40) Mode 5795 MHz	Polarization	Horizontal
-----------	-----------------------------------	--------------	------------

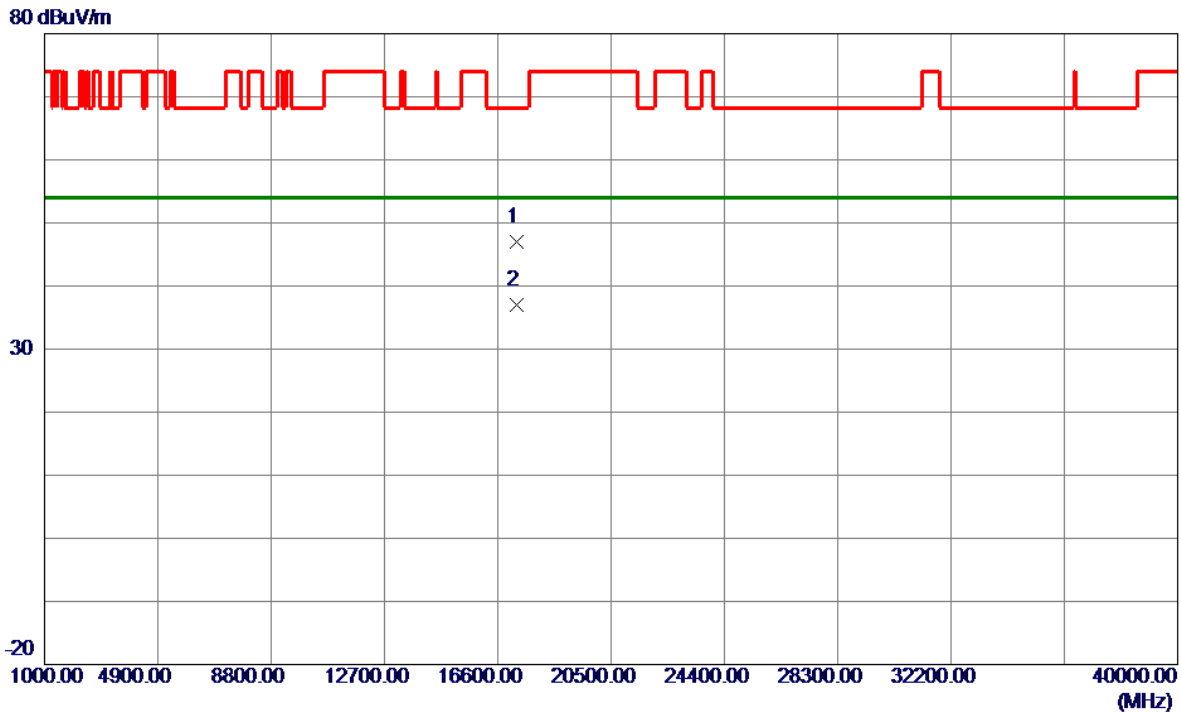


No.	Freq. MHz	Reading Level dBuV/m	Correct Factor dB	Measure ment dBuV/m	Limit dBuV/m	Margin dB	Detector	Comment
1 *	5792.7000	88.37	13.91	102.28	122.20	-19.92	Peak	No Limit
2	5850.0000	39.24	14.10	53.34	122.20	-68.86	Peak	
3	5860.0000	36.97	14.14	51.11	109.40	-58.29	Peak	

REMARKS:

- (1) Measurement Value = Reading Level + Correct Factor.
- (2) Margin Level = Measurement Value - Limit Value.

Test Mode	UNII-3_TX AC(VHT40) Mode 5795 MHz	Polarization	Horizontal
-----------	-----------------------------------	--------------	------------

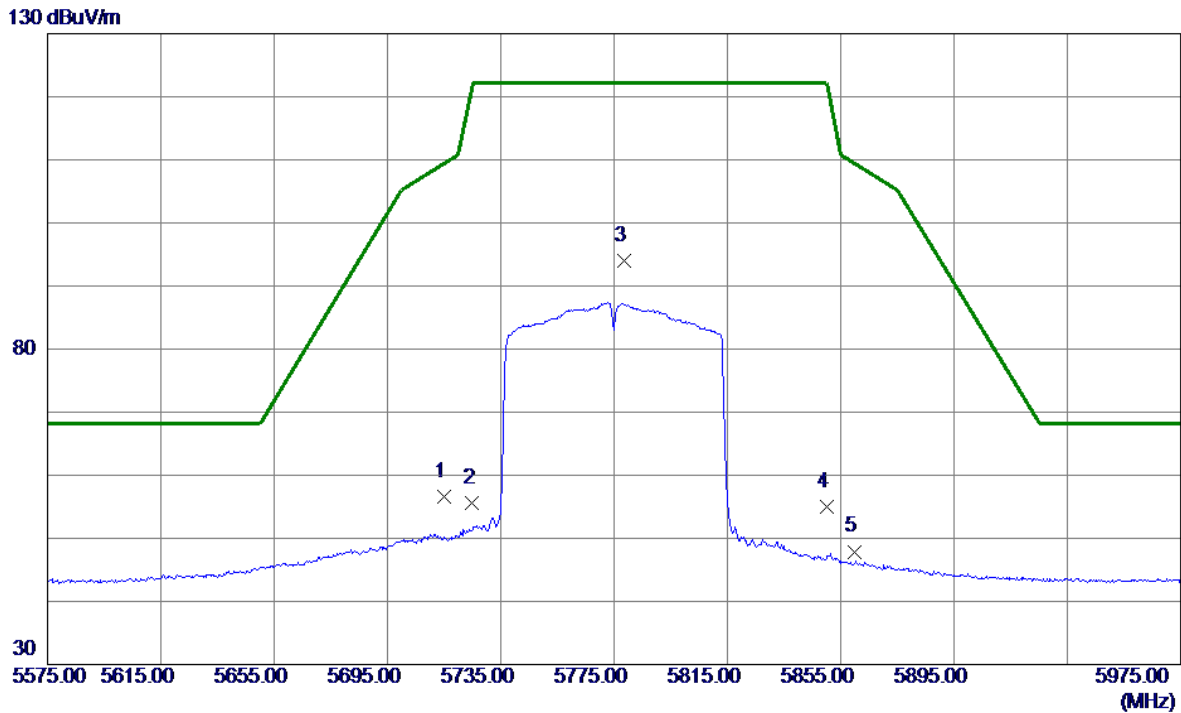


No.	Freq. MHz	Reading Level dBuV/m	Correct Factor dB	Measure ment dBuV/m	Limit dBuV/m	Margin dB	Detector	Comment
1	17268.0100	37.10	9.90	47.00	68.20	-21.20	Peak	
2 *	17268.1550	27.16	9.90	37.06	54.00	-16.94	AVG	

REMARKS:

- (1) Measurement Value = Reading Level + Correct Factor.
- (2) Margin Level = Measurement Value - Limit Value.

Test Mode	UNII-3_TX AC(VHT80) Mode 5775 MHz	Polarization	Vertical
-----------	-----------------------------------	--------------	----------

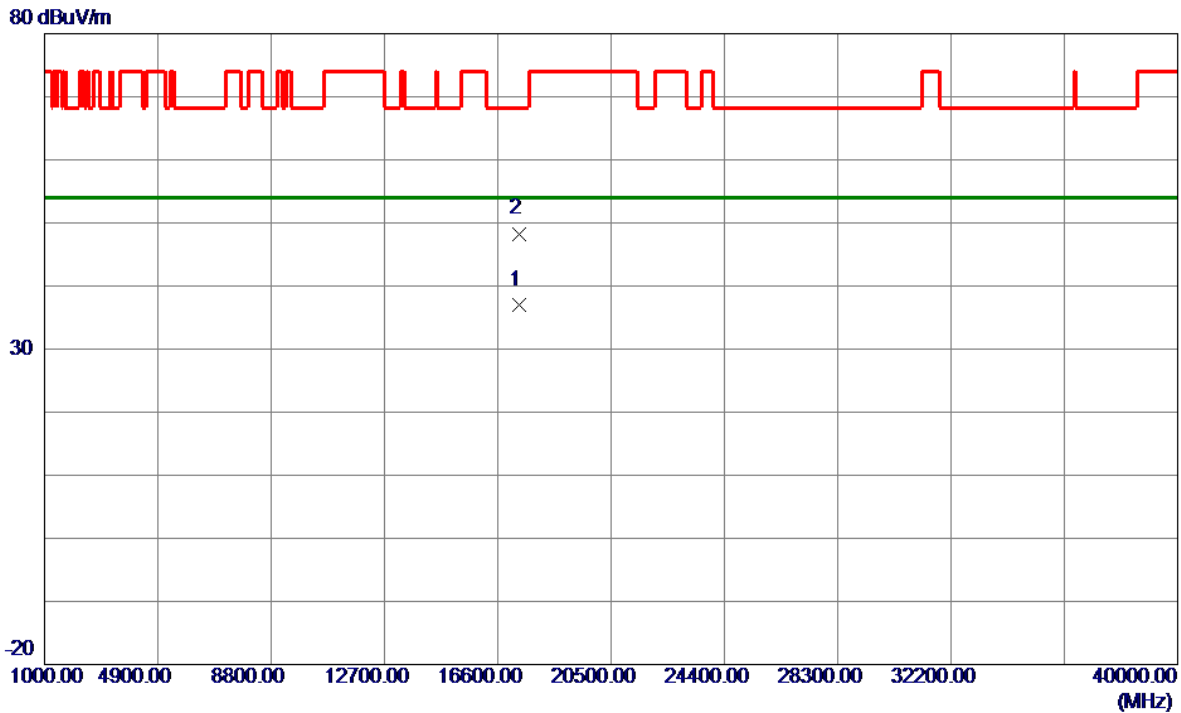


No.	Freq. MHz	Reading Level dBuV/m	Correct Factor dB	Measure ment dBuV/m	Limit dBuV/m	Margin dB	Detector	Comment
1	5715.0000	42.95	13.64	56.59	109.40	-52.81	Peak	
2	5725.0000	41.98	13.68	55.66	122.20	-66.54	Peak	
3 *	5778.6000	80.21	13.86	94.07	122.20	-28.13	Peak	No Limit
4	5850.0000	40.93	14.10	55.03	122.20	-67.17	Peak	
5	5860.0000	33.76	14.14	47.90	109.40	-61.50	Peak	

REMARKS:

- (1) Measurement Value = Reading Level + Correct Factor.
- (2) Margin Level = Measurement Value - Limit Value.

Test Mode	UNII-3_TX AC(VHT80) Mode 5775 MHz	Polarization	Vertical
-----------	-----------------------------------	--------------	----------

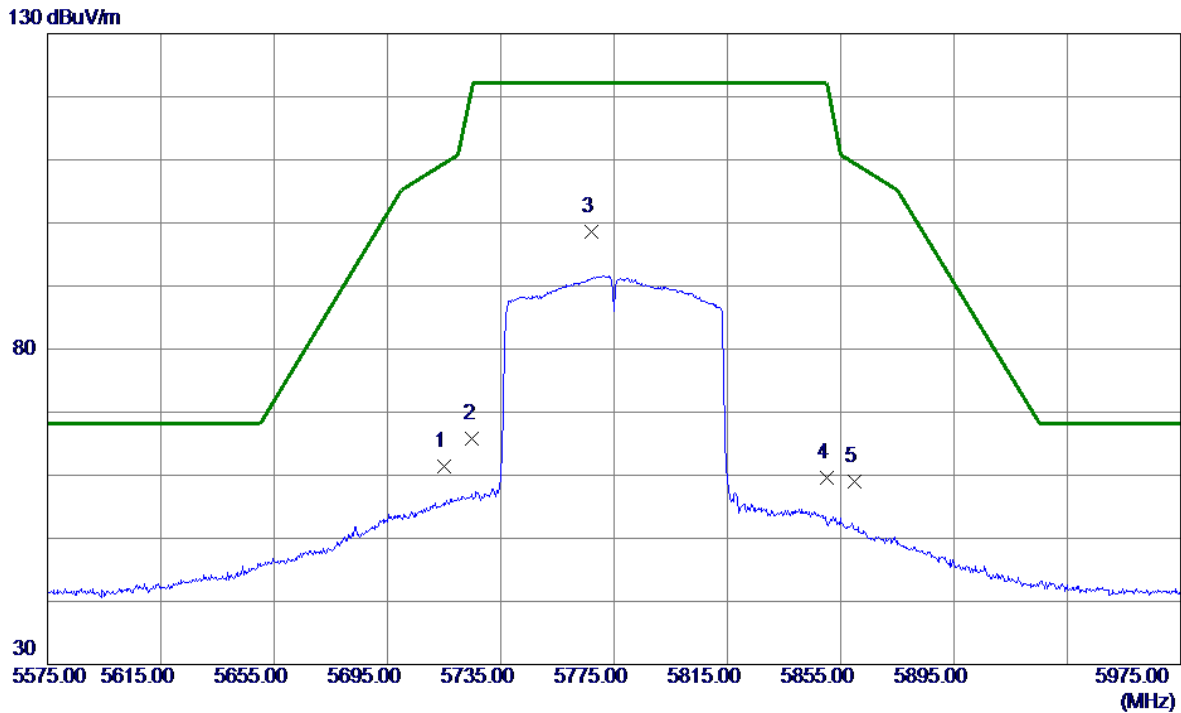


No.	Freq. MHz	Reading Level dBuV/m	Correct Factor dB	Measure ment dBuV/m	Limit dBuV/m	Margin dB	Detector	Comment
1 *	17320.0350	27.10	9.92	37.02	54.00	-16.98	AVG	
2	17320.9800	38.38	9.92	48.30	68.20	-19.90	Peak	

REMARKS:

- (1) Measurement Value = Reading Level + Correct Factor.
- (2) Margin Level = Measurement Value - Limit Value.

Test Mode	UNII-3_TX AC(VHT80) Mode 5775 MHz	Polarization	Horizontal
-----------	-----------------------------------	--------------	------------

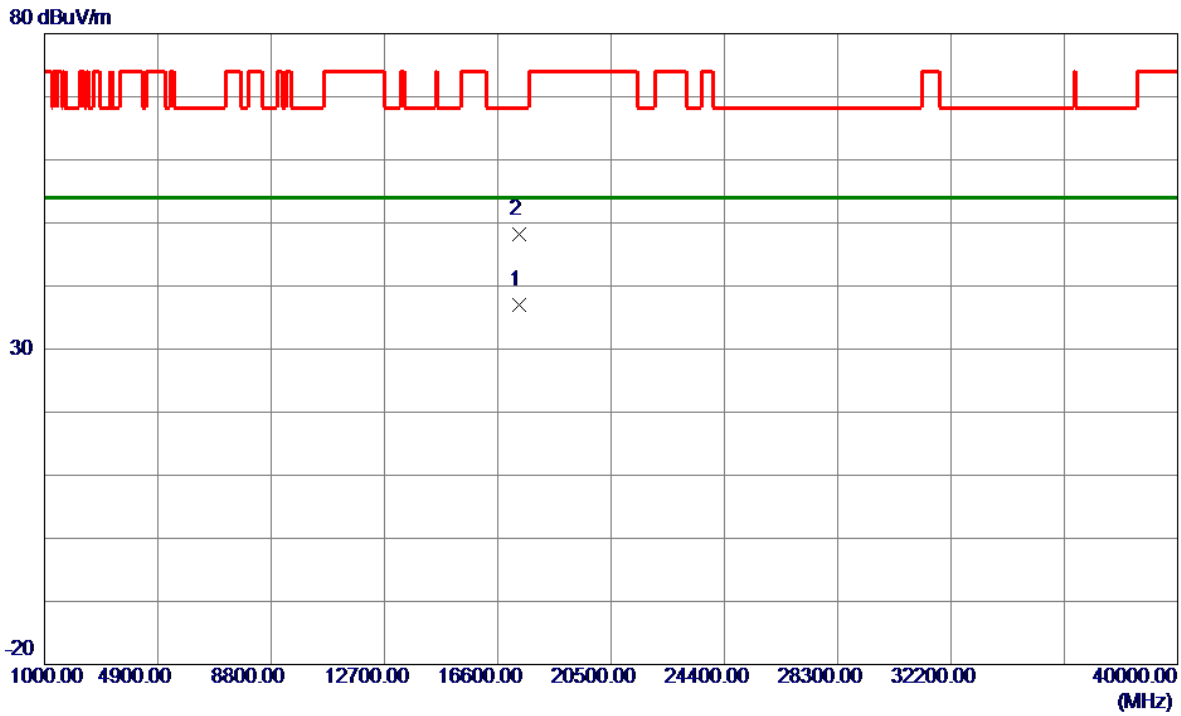


No.	Freq. MHz	Reading Level dBuV/m	Correct Factor dB	Measure ment dBuV/m	Limit dBuV/m	Margin dB	Detector	Comment
1	5715.0000	47.68	13.64	61.32	109.40	-48.08	Peak	
2	5725.0000	52.15	13.68	65.83	122.20	-56.37	Peak	
3 *	5766.8000	84.81	13.82	98.63	122.20	-23.57	Peak	No Limit
4	5850.0000	45.54	14.10	59.64	122.20	-62.56	Peak	
5	5860.0000	44.84	14.14	58.98	109.40	-50.42	Peak	

REMARKS:

- (1) Measurement Value = Reading Level + Correct Factor.
- (2) Margin Level = Measurement Value - Limit Value.

Test Mode	UNII-3_TX AC(VHT80) Mode 5775 MHz	Polarization	Horizontal
-----------	-----------------------------------	--------------	------------



No.	Freq. MHz	Reading Level dBuV/m	Correct Factor dB	Measure ment dBuV/m	Limit dBuV/m	Margin dB	Detector	Comment
1 *	17320.3250	27.15	9.92	37.07	54.00	-16.93	AVG	
2	17320.5150	38.32	9.92	48.24	68.20	-19.96	Peak	

REMARKS:

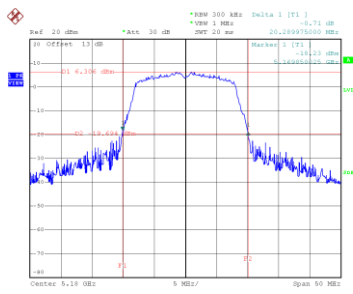
- (1) Measurement Value = Reading Level + Correct Factor.
- (2) Margin Level = Measurement Value - Limit Value.

APPENDIX E - BANDWIDTH

Test Mode	UNII-1_TX A Mode
-----------	------------------

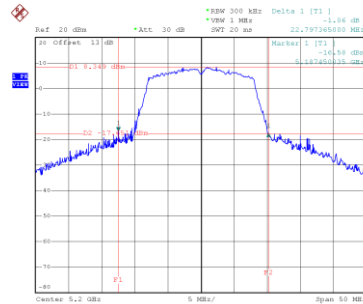
Channel	Frequency (MHz)	26 dB Bandwidth (MHz)	99 % Occupied Bandwidth (MHz)
36	5180	20.290	16.800
40	5200	22.797	17.000
48	5240	21.690	16.900

CH36



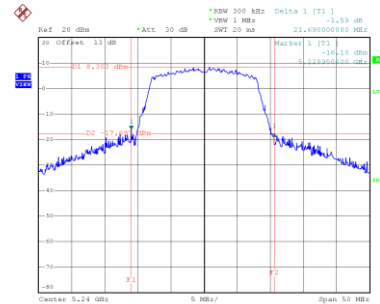
Date: 27_OCT_2021 16:31:13

CH40
26 dB Bandwidth



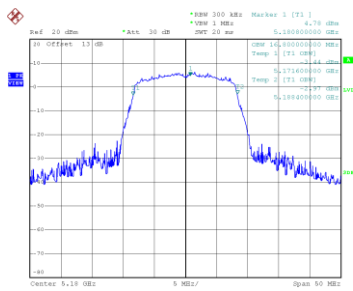
Date: 27_OCT_2021 16:32:40

CH48

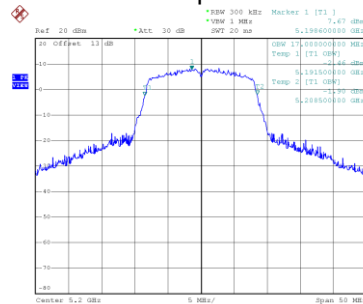


Date: 27_OCT_2021 16:34:01

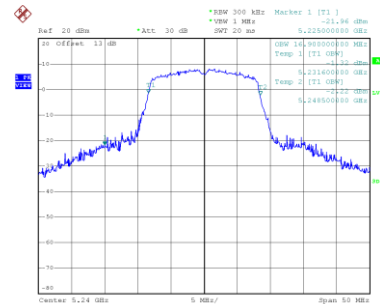
99 % Occupied Bandwidth



Date: 27_OCT_2021 16:30:27



Date: 27_OCT_2021 16:31:55

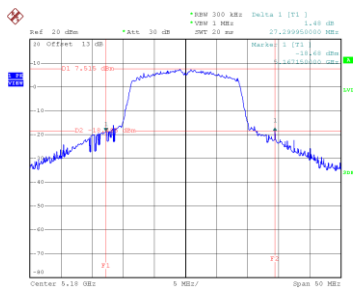


Date: 27_OCT_2021 16:33:13

Test Mode	UNII-1_TX N(HT20) Mode
-----------	------------------------

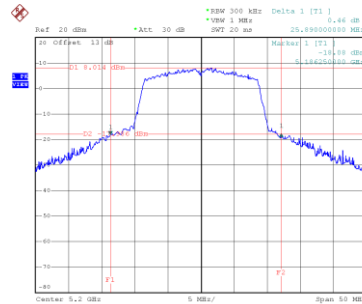
Channel	Frequency (MHz)	26 dB Bandwidth (MHz)	99 % Occupied Bandwidth (MHz)
36	5180	27.300	18.000
40	5200	25.890	18.100
48	5240	26.090	18.000

CH36



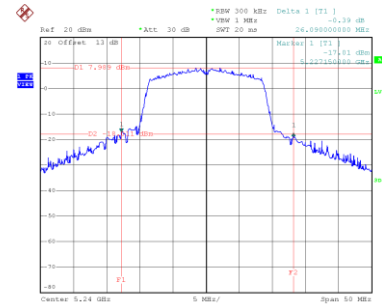
Date: 27_OCT_2021 16:50:04

CH40
26 dB Bandwidth



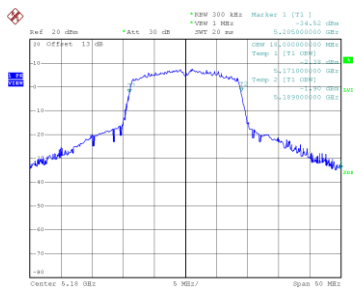
Date: 27_OCT_2021 16:51:22

CH48

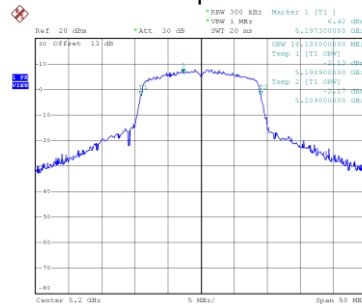


Date: 27_OCT_2021 16:52:31

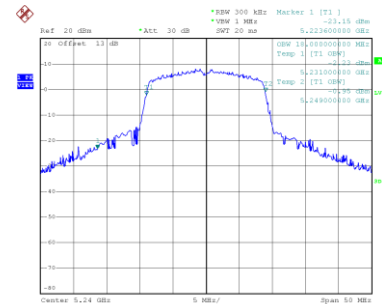
99 % Occupied Bandwidth



Date: 27_OCT_2021 16:49:25



Date: 27_OCT_2021 16:50:34

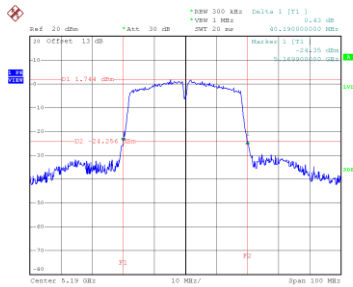


Date: 27_OCT_2021 16:51:50

Test Mode	UNII-1_TX N(HT40) Mode
-----------	------------------------

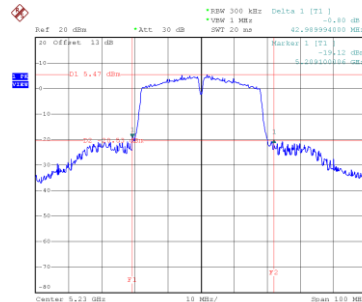
Channel	Frequency (MHz)	26 dB Bandwidth (MHz)	99 % Occupied Bandwidth (MHz)
38	5190	40.190	36.800
46	5230	42.990	37.200

CH38



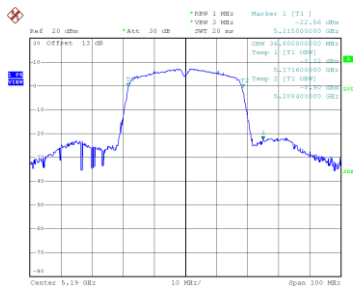
Date: 27.OCT.2021 17:06:55

CH46 26 dB Bandwidth

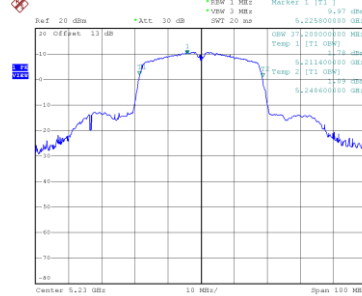


Date: 27.OCT.2021 17:09:12

99 % Occupied Bandwidth



Date: 27.OCT.2021 17:06:10

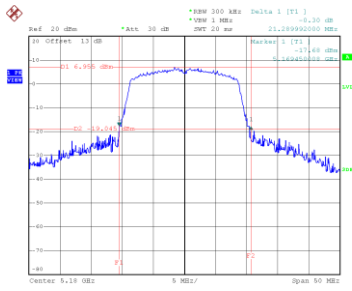


Date: 27.OCT.2021 17:07:29

Test Mode	UNII-1_TX AC(VHT20) Mode
-----------	--------------------------

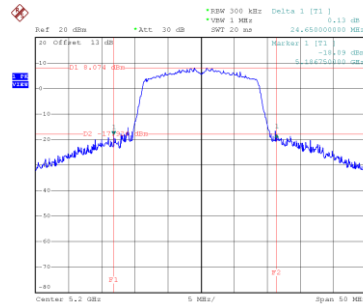
Channel	Frequency (MHz)	26 dB Bandwidth (MHz)	99 % Occupied Bandwidth (MHz)
36	5180	21.290	17.800
40	5200	24.650	18.000
48	5240	24.849	18.000

CH36



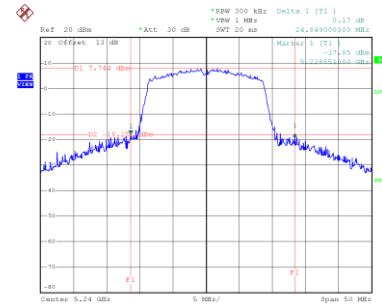
Date: 27_OCT_2021 17:24:55

CH40
26 dB Bandwidth



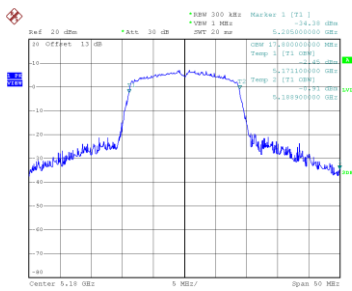
Date: 27_OCT_2021 17:26:03

CH48

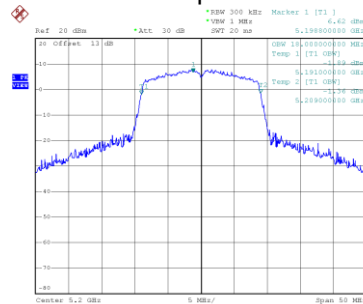


Date: 27_OCT_2021 17:27:08

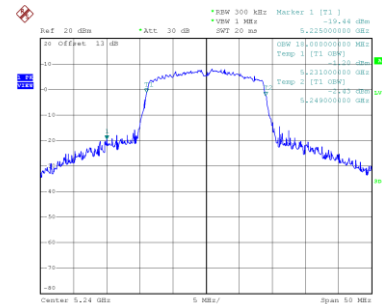
99 % Occupied Bandwidth



Date: 27_OCT_2021 17:24:58



Date: 27_OCT_2021 17:25:23

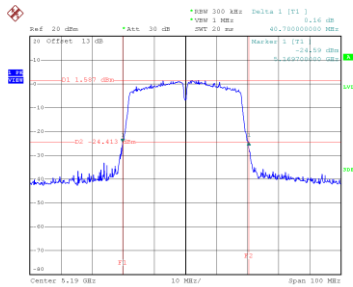


Date: 27_OCT_2021 17:26:30

Test Mode	UNII-1_TX AC(VHT40) Mode
-----------	--------------------------

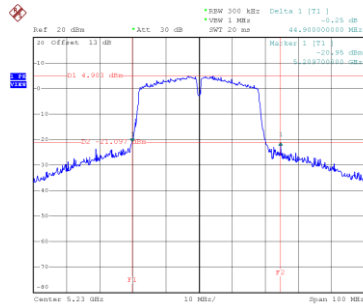
Channel	Frequency (MHz)	26 dB Bandwidth (MHz)	99 % Occupied Bandwidth (MHz)
38	5190	40.700	36.800
46	5230	44.900	36.800

CH38



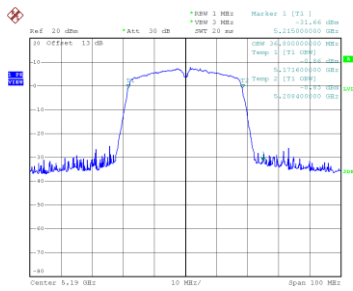
Date: 27.OCT.2021 17:40:48

CH46 26 dB Bandwidth

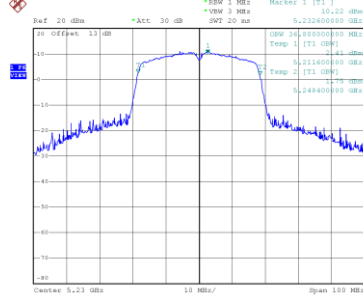


Date: 27.OCT.2021 17:42:02

99 % Occupied Bandwidth



Date: 27.OCT.2021 17:40:03

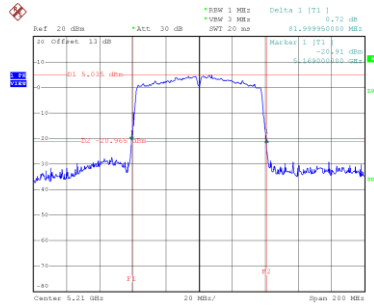


Date: 27.OCT.2021 17:41:21

Test Mode	UNII-1_TX AC(VHT80) Mode
-----------	--------------------------

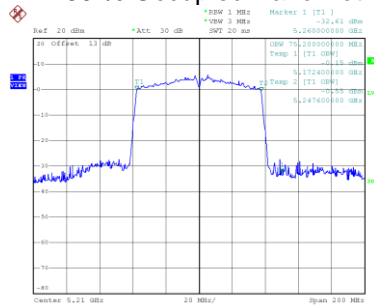
Channel	Frequency (MHz)	26 dB Bandwidth (MHz)	99 % Occupied Bandwidth (MHz)
42	5210	82.000	75.200

CH42 26 dB Bandwidth



Date: 27_OCT.2021 17:53:18

99 % Occupied Bandwidth

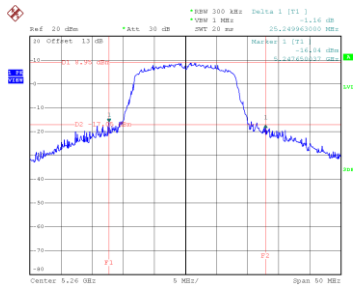


Date: 27_OCT.2021 17:52:22

Test Mode	UNII-2A_TX A Mode
-----------	-------------------

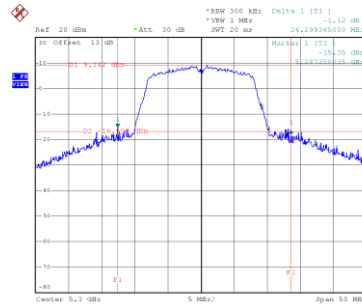
Channel	Frequency (MHz)	26 dB Bandwidth (MHz)	99 % Occupied Bandwidth (MHz)
52	5260	25.250	17.100
60	5300	26.299	17.100
64	5320	20.350	16.800

CH52



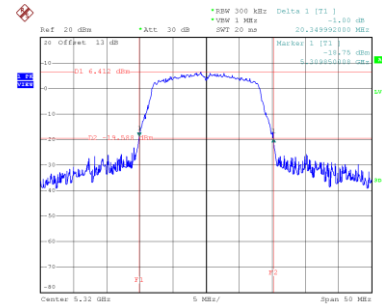
Date: 27_OCT_2021 16:35:14

CH60
26 dB Bandwidth



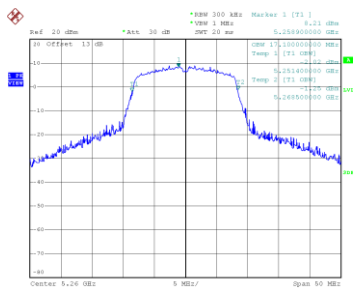
Date: 27_OCT_2021 16:36:29

CH64

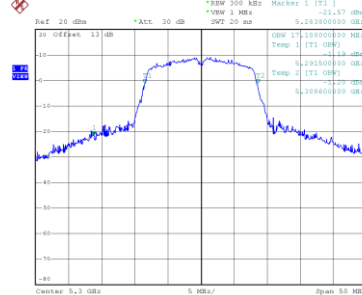


Date: 27_OCT_2021 16:37:44

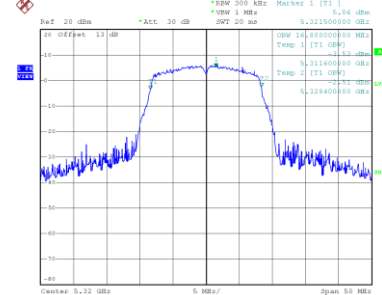
99 % Occupied Bandwidth



Date: 27_OCT_2021 16:35:18



Date: 27_OCT_2021 16:35:44

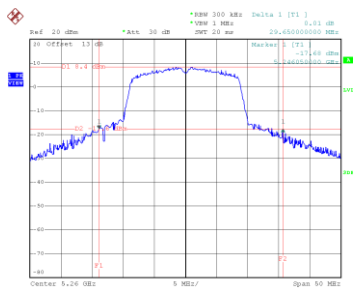


Date: 27_OCT_2021 16:36:58

Test Mode	UNII-2A_TX N(HT20) Mode
-----------	-------------------------

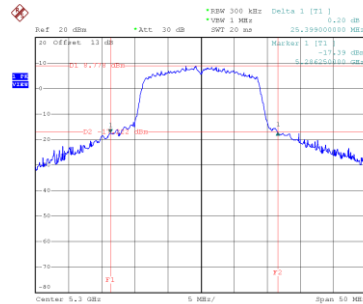
Channel	Frequency (MHz)	26 dB Bandwidth (MHz)	99 % Occupied Bandwidth (MHz)
52	5260	29.650	18.000
60	5300	25.399	18.100
64	5320	20.489	17.800

CH52



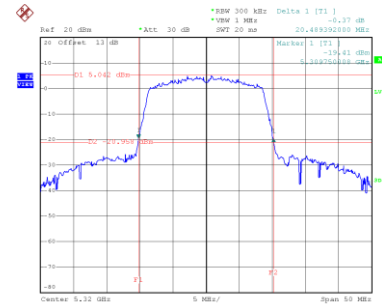
Date: 27_OCT_2021 16:53:34

CH60
26 dB Bandwidth



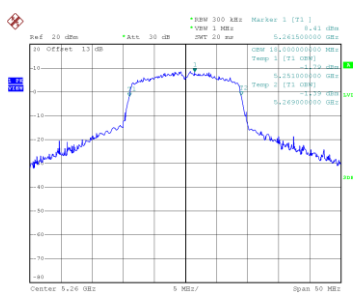
Date: 27_OCT_2021 16:55:01

CH64

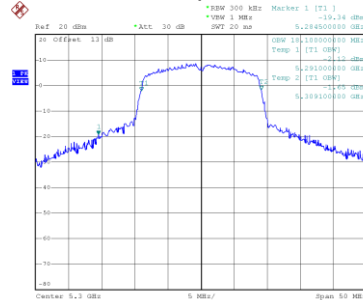


Date: 27_OCT_2021 16:56:20

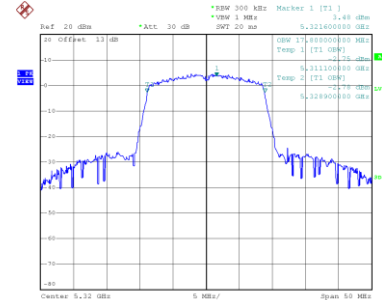
99 % Occupied Bandwidth



Date: 27_OCT_2021 16:52:58



Date: 27_OCT_2021 16:54:04

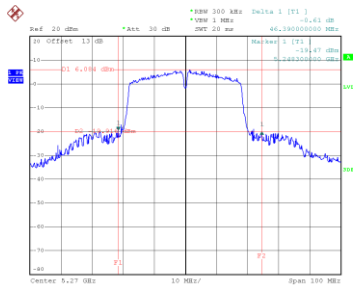


Date: 27_OCT_2021 16:55:35

Test Mode	UNII-2A_TX N(HT40) Mode
-----------	-------------------------

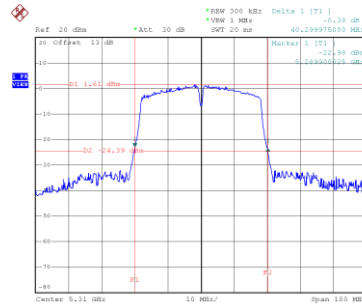
Channel	Frequency (MHz)	26 dB Bandwidth (MHz)	99 % Occupied Bandwidth (MHz)
54	5270	46.390	37.600
62	5310	40.300	36.800

CH54



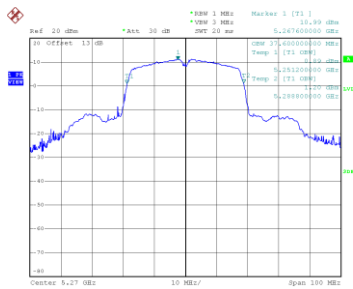
Date: 27.OCT.2021 17:11:13

CH62 26 dB Bandwidth

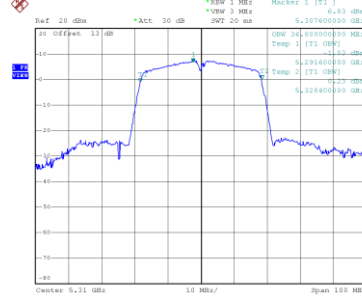


Date: 27.OCT.2021 17:13:17

99 % Occupied Bandwidth



Date: 27.OCT.2021 17:09:58

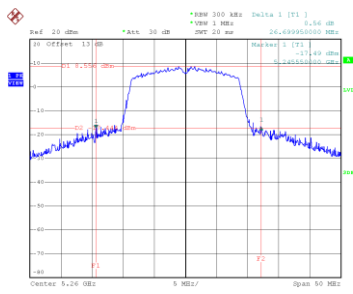


Date: 27.OCT.2021 17:12:01

Test Mode	UNII-2A_TX AC(VHT20) Mode
-----------	---------------------------

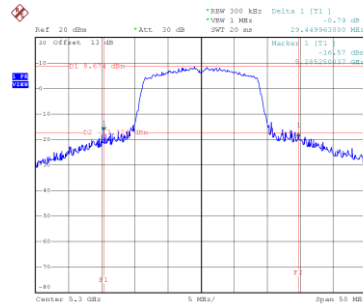
Channel	Frequency (MHz)	26 dB Bandwidth (MHz)	99 % Occupied Bandwidth (MHz)
52	5260	26.700	18.000
60	5300	29.450	18.000
64	5320	20.650	17.800

CH52



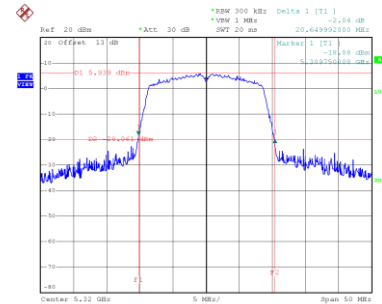
Date: 27_OCT_2021 17:28:27

CH60
26 dB Bandwidth



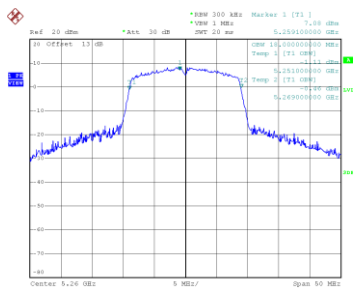
Date: 27_OCT_2021 17:29:28

CH64

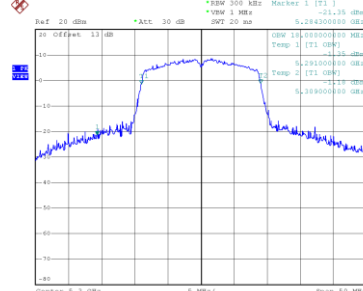


Date: 27_OCT_2021 17:30:44

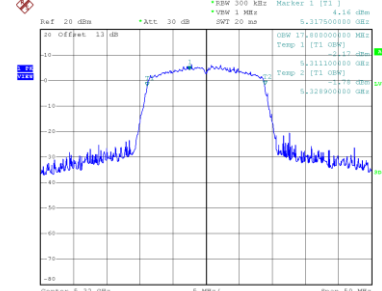
99 % Occupied Bandwidth



Date: 27_OCT_2021 17:27:35



Date: 27_OCT_2021 17:29:53

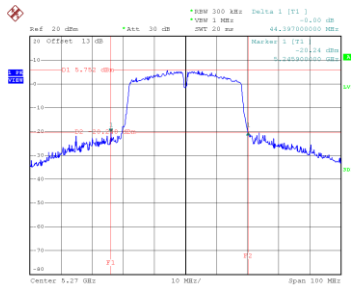


Date: 27_OCT_2021 17:29:58

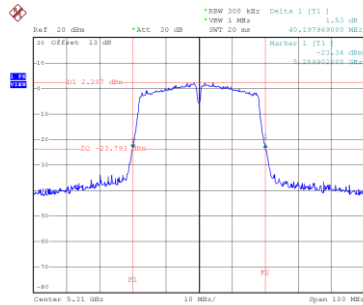
Test Mode	UNII-2A_TX AC(VHT40) Mode
-----------	---------------------------

Channel	Frequency (MHz)	26 dB Bandwidth (MHz)	99 % Occupied Bandwidth (MHz)
54	5270	44.397	37.000
62	5310	40.198	36.400

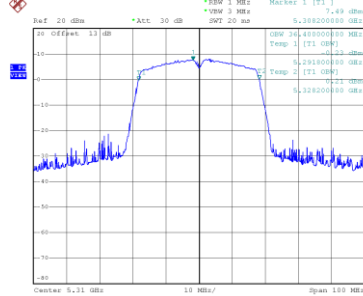
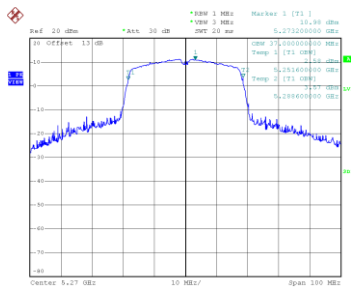
CH54



CH62 26 dB Bandwidth



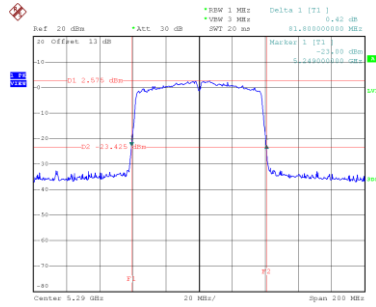
99 % Occupied Bandwidth



Test Mode	UNII-2A_TX AC(VHT80) Mode
-----------	---------------------------

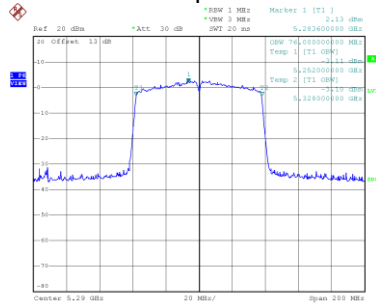
Channel	Frequency (MHz)	26 dB Bandwidth (MHz)	99 % Occupied Bandwidth (MHz)
58	5290	81.800	76.000

CH58 26 dB Bandwidth



Date: 27_OCT_2021 17:55:14

99 % Occupied Bandwidth

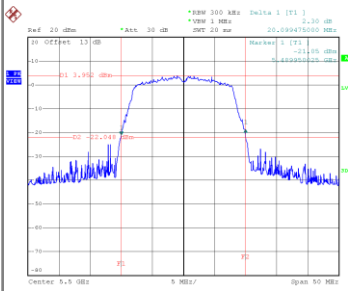


Date: 27_OCT_2021 17:54:20

Test Mode	UNII-2C_TX A Mode
-----------	-------------------

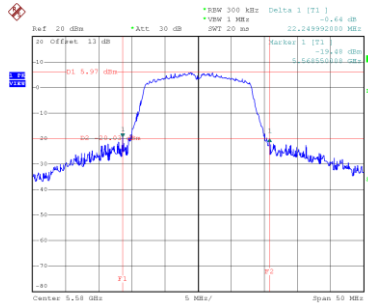
Channel	Frequency (MHz)	26 dB Bandwidth (MHz)	99 % Occupied Bandwidth (MHz)
100	5500	20.099	16.800
116	5580	22.250	16.900
140	5700	20.289	16.800

CH100



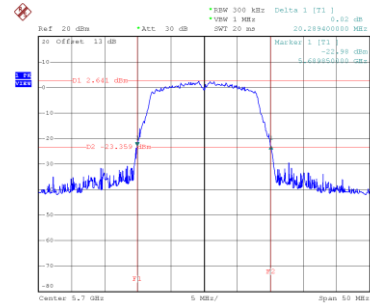
Date: 27.OCT.2021 16:39:00

CH116
26 dB Bandwidth



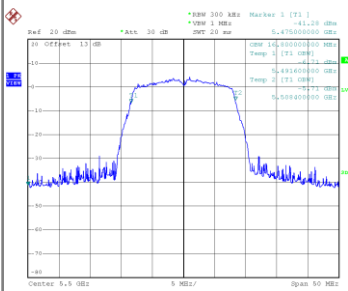
Date: 27.OCT.2021 16:40:10

CH140

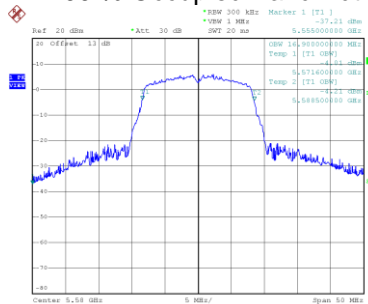


Date: 27.OCT.2021 16:41:39

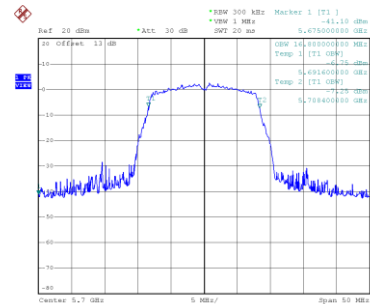
99 % Occupied Bandwidth



Date: 27.OCT.2021 16:38:14



Date: 27.OCT.2021 16:39:28

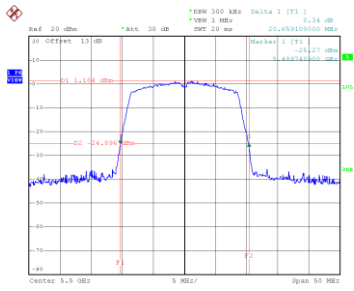


Date: 27.OCT.2021 16:40:53

Test Mode	UNII-2C_TX N(HT20) Mode
-----------	-------------------------

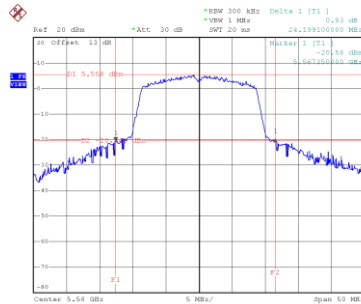
Channel	Frequency (MHz)	26 dB Bandwidth (MHz)	99 % Occupied Bandwidth (MHz)
100	5500	20.659	17.800
116	5580	24.199	18.000
140	5700	20.609	17.800

CH100



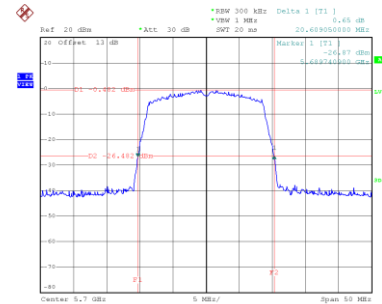
Date: 27_OCT_2021 16:57:41

CH116
26 dB Bandwidth



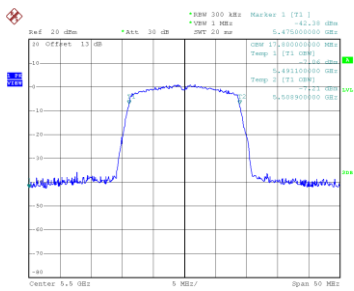
Date: 27_OCT_2021 16:58:51

CH140

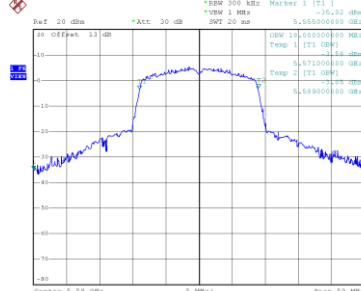


Date: 27_OCT_2021 17:00:09

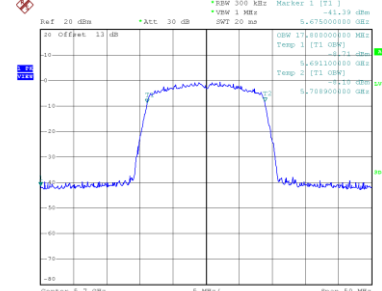
99 % Occupied Bandwidth



Date: 27_OCT_2021 16:56:57



Date: 27_OCT_2021 16:58:11

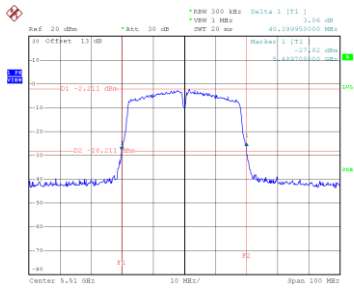


Date: 27_OCT_2021 16:59:25

Test Mode	UNII-2C_TX N(HT40) Mode
-----------	-------------------------

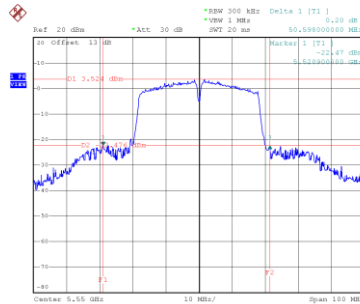
Channel	Frequency (MHz)	26 dB Bandwidth (MHz)	99 % Occupied Bandwidth (MHz)
102	5510	40.400	36.800
110	5550	50.598	37.400
134	5670	40.500	36.800

CH102



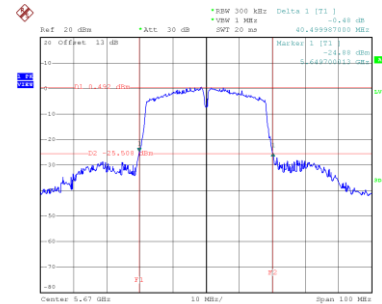
Date: 27_OCT_2021 17:14:47

CH110
26 dB Bandwidth



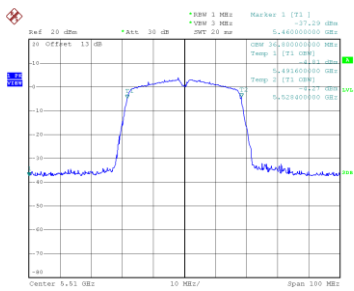
Date: 27_OCT_2021 17:17:38

CH134

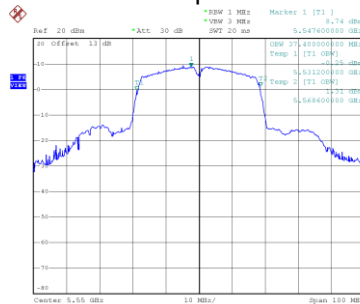


Date: 27_OCT_2021 17:19:09

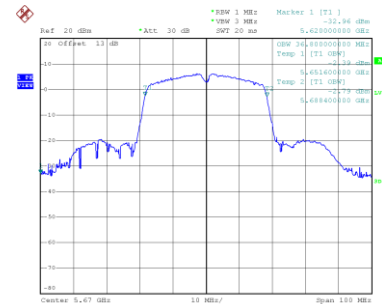
99 % Occupied Bandwidth



Date: 27_OCT_2021 17:14:03



Date: 27_OCT_2021 17:16:05

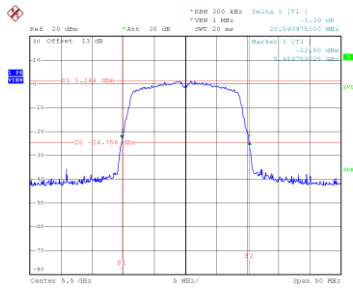


Date: 27_OCT_2021 17:18:24

Test Mode	UNII-2C_TX AC(VHT20) Mode
-----------	---------------------------

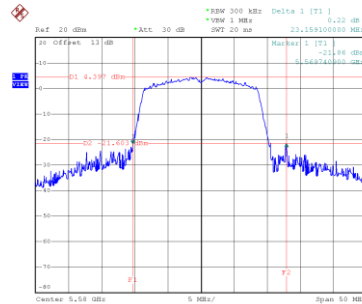
Channel	Frequency (MHz)	26 dB Bandwidth (MHz)	99 % Occupied Bandwidth (MHz)
100	5500	20.550	17.800
116	5580	23.159	17.900
140	5700	20.650	17.800

CH100



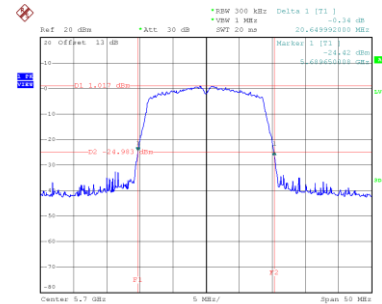
Date: 27_OCT_2021 17:32:05

CH116 26 dB Bandwidth



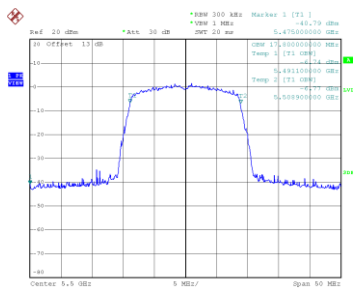
Date: 27_OCT_2021 17:33:12

CH140

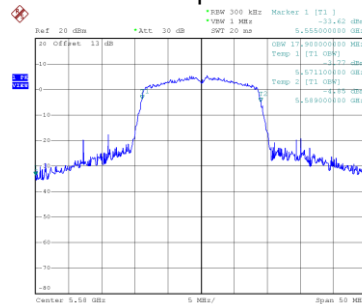


Date: 27_OCT_2021 17:34:29

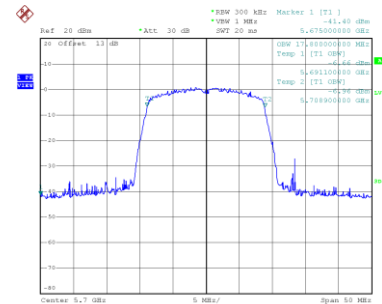
99 % Occupied Bandwidth



Date: 27_OCT_2021 17:33:19



Date: 27_OCT_2021 17:33:32

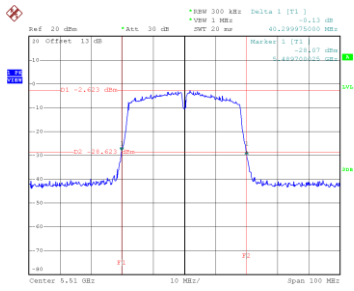


Date: 27_OCT_2021 17:33:44

Test Mode	UNII-2C_TX AC(VHT40) Mode
-----------	---------------------------

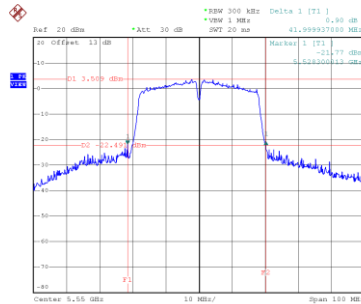
Channel	Frequency (MHz)	26 dB Bandwidth (MHz)	99 % Occupied Bandwidth (MHz)
102	5510	40.300	36.600
110	5550	42.000	37.000
134	5670	40.400	36.800

CH102



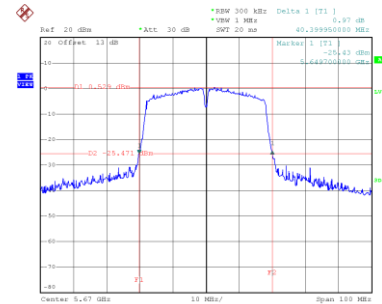
Date: 27_OCT_2021 17:46:05

CH110
26 dB Bandwidth



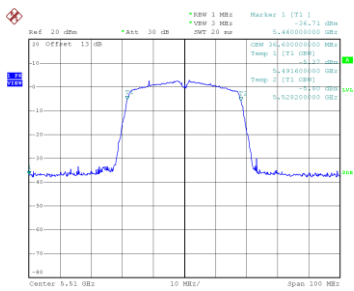
Date: 27_OCT_2021 17:47:23

CH134

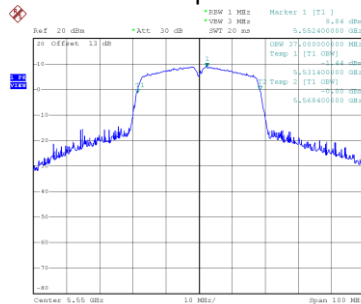


Date: 27_OCT_2021 17:48:19

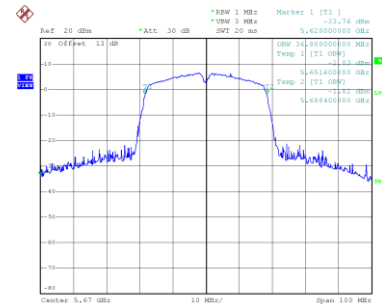
99 % Occupied Bandwidth



Date: 27_OCT_2021 17:45:10



Date: 27_OCT_2021 17:46:39

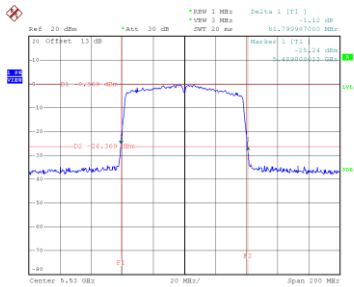


Date: 27_OCT_2021 17:48:04

Test Mode	UNII-2C_TX AC(VHT80) Mode
-----------	---------------------------

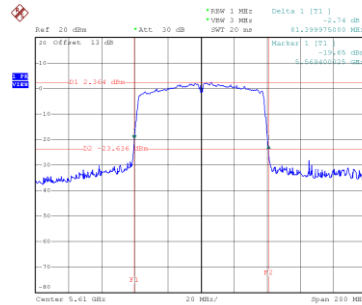
Channel	Frequency (MHz)	26 dB Bandwidth (MHz)	99 % Occupied Bandwidth (MHz)
106	5530	81.800	75.600
122	5610	81.400	75.600

CH106



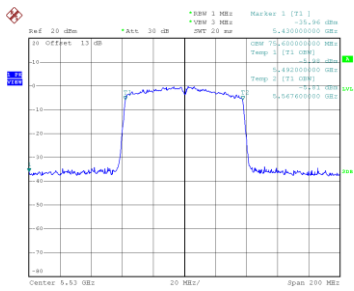
Date: 27.OCT.2021 17:56:48

CH122
26 dB Bandwidth

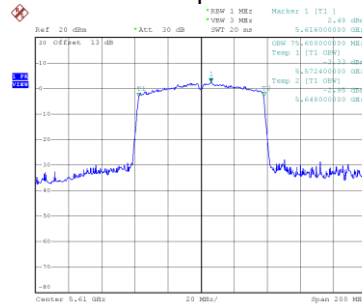


Date: 27.OCT.2021 17:58:30

99 % Occupied Bandwidth



Date: 27.OCT.2021 17:55:51

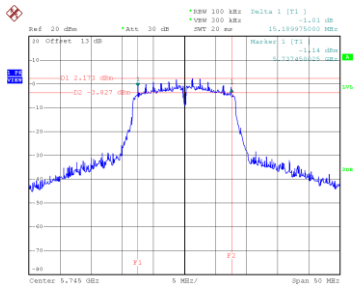


Date: 27.OCT.2021 17:57:29

Test Mode	UNII-3_TX A Mode
-----------	------------------

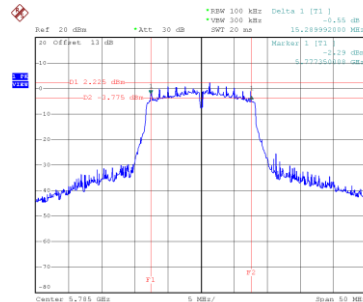
Channel	Frequency (MHz)	6 dB Bandwidth (MHz)	99 % Occupied Bandwidth (MHz)	6 dB Bandwidth Min. Limit (MHz)	Result
149	5745	15.190	16.800	0.5	Complies
157	5785	15.290	16.900	0.5	Complies
165	5825	15.200	16.900	0.5	Complies

CH149



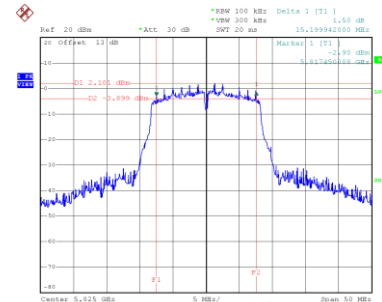
Date: 27_OCT_2021 16:43:13

CH157
6 dB Bandwidth



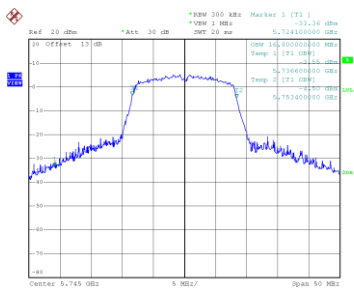
Date: 27_OCT_2021 16:44:32

CH165

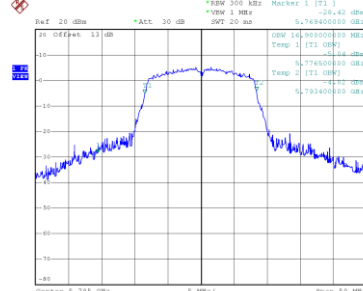


Date: 27_OCT_2021 16:45:55

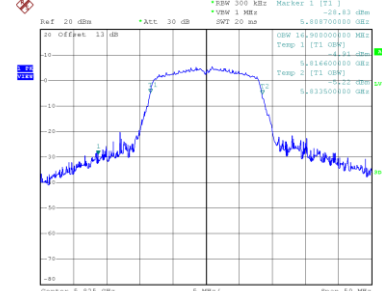
99 % Occupied Bandwidth



Date: 27_OCT_2021 16:42:21



Date: 27_OCT_2021 16:43:41

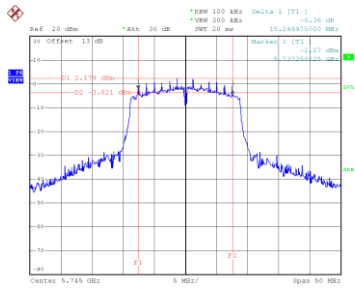


Date: 27_OCT_2021 16:45:02

Test Mode UNII-3_TX N(HT20) Mode

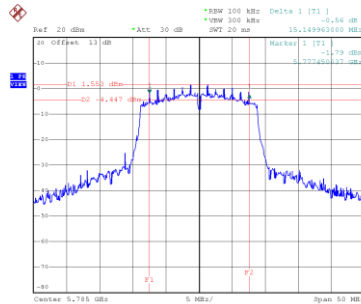
Channel	Frequency (MHz)	6 dB Bandwidth (MHz)	99 % Occupied Bandwidth (MHz)	6 dB Bandwidth Min. Limit (MHz)	Result
149	5745	15.250	18.000	0.5	Complies
157	5785	15.150	18.000	0.5	Complies
165	5825	15.199	17.900	0.5	Complies

CH149



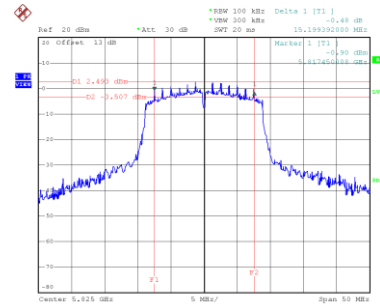
Date: 27_OCT_2021 17:01:47

CH157
6 dB Bandwidth



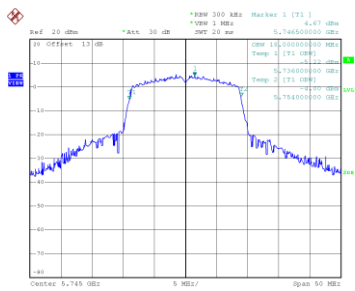
Date: 27_OCT_2021 17:03:10

CH165

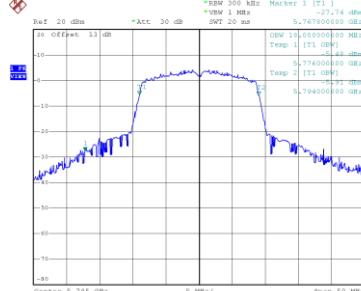


Date: 27_OCT_2021 17:04:32

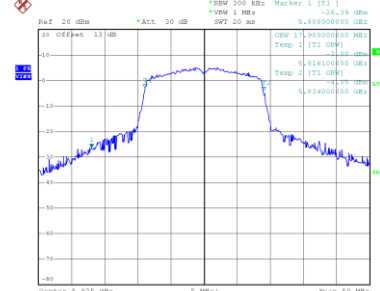
99 % Occupied Bandwidth



Date: 27_OCT_2021 17:00:16



Date: 27_OCT_2021 17:03:16

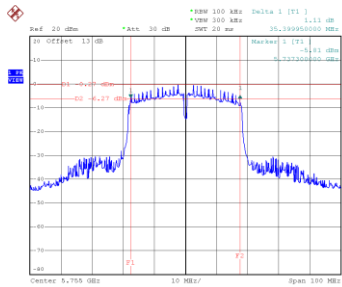


Date: 27_OCT_2021 17:03:40

Test Mode	UNII-3_TX N(HT40) Mode
-----------	------------------------

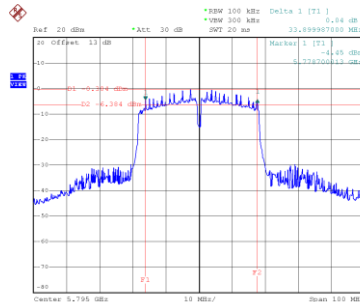
Channel	Frequency (MHz)	6 dB Bandwidth (MHz)	99 % Occupied Bandwidth (MHz)	6 dB Bandwidth Min. Limit (MHz)	Result
151	5755	35.400	37.400	0.5	Complies
159	5795	33.900	37.400	0.5	Complies

CH151



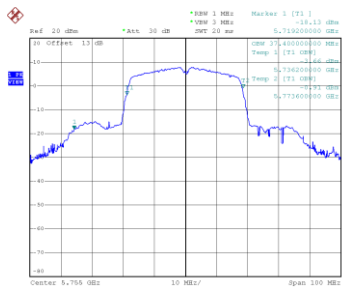
Date: 27.OCT.2021 17:20:32

CH159 6 dB Bandwidth

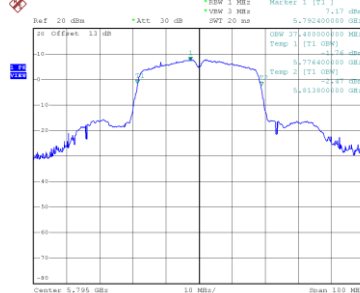


Date: 27.OCT.2021 17:22:30

99 % Occupied Bandwidth



Date: 27.OCT.2021 17:19:45

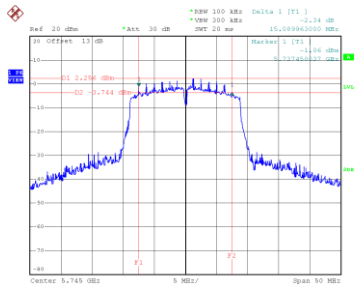


Date: 27.OCT.2021 17:21:41

Test Mode UNII-3_TX AC(VHT20) Mode

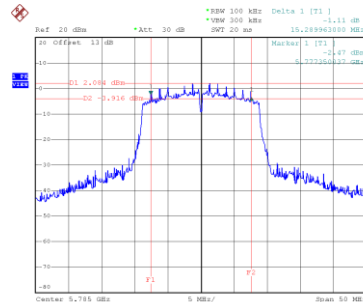
Channel	Frequency (MHz)	6 dB Bandwidth (MHz)	99 % Occupied Bandwidth (MHz)	6 dB Bandwidth Min. Limit (MHz)	Result
149	5745	15.090	18.000	0.5	Complies
157	5785	15.290	18.000	0.5	Complies
165	5825	15.189	17.900	0.5	Complies

CH149



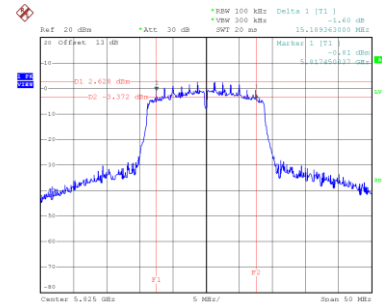
Date: 27_OCT_2021 17:35:56

CH157
6 dB Bandwidth



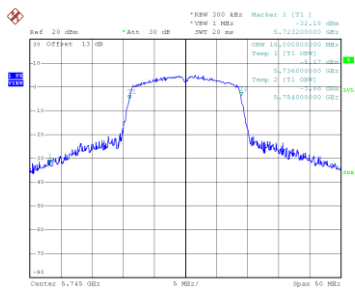
Date: 27_OCT_2021 17:37:16

CH165

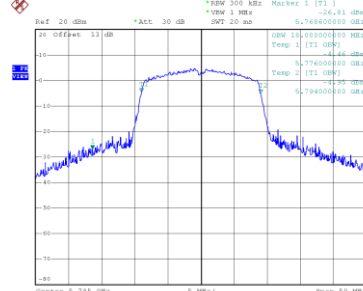


Date: 27_OCT_2021 17:38:37

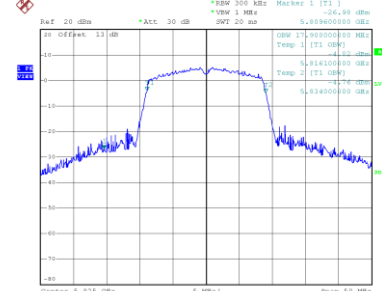
99 % Occupied Bandwidth



Date: 27_OCT_2021 17:35:02



Date: 27_OCT_2021 17:36:25

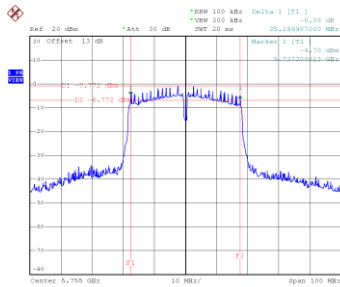


Date: 27_OCT_2021 17:37:45

Test Mode	UNII-3_TX AC(VHT40) Mode
-----------	--------------------------

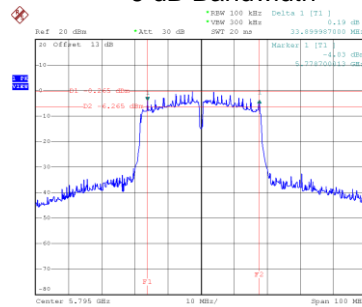
Channel	Frequency (MHz)	6 dB Bandwidth (MHz)	99 % Occupied Bandwidth (MHz)	6 dB Bandwidth Min. Limit (MHz)	Result
151	5755	35.300	36.800	0.5	Complies
159	5795	33.900	36.800	0.5	Complies

CH151



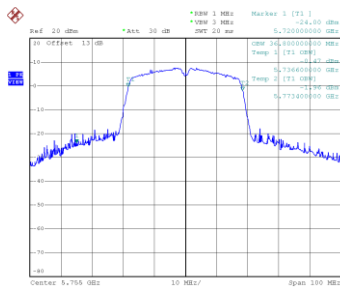
Date: 27.OCT.2021 17:50:09

CH159 6 dB Bandwidth

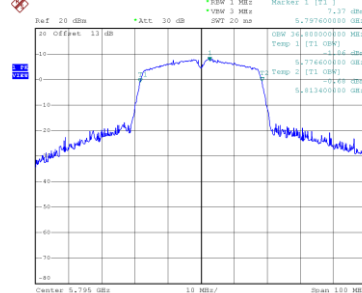


Date: 27.OCT.2021 17:51:31

99 % Occupied Bandwidth



Date: 27.OCT.2021 17:49:21

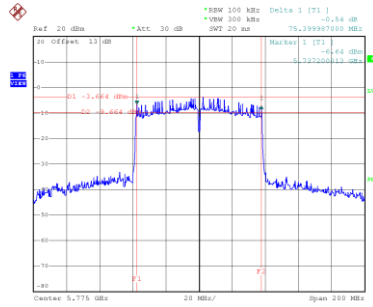


Date: 27.OCT.2021 17:50:42

Test Mode	UNII-3_TX AC(VHT80) Mode
-----------	--------------------------

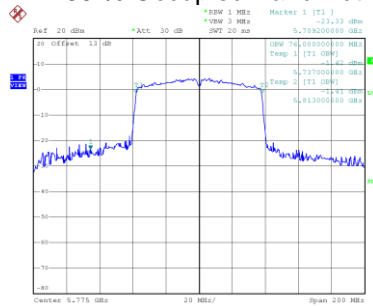
Channel	Frequency (MHz)	6 dB Bandwidth (MHz)	99 % Occupied Bandwidth (MHz)	6 dB Bandwidth Min. Limit (MHz)	Result
155	5775	75.400	76.000	0.5	Complies

CH155 6 dB Bandwidth



Date: 27_OCT_2021 18:00:09

99 % Occupied Bandwidth



Date: 27_OCT_2021 17:59:10

APPENDIX F - MAXIMUM OUTPUT POWER

Test Mode	UNII-1_TX A Mode
-----------	------------------

Channel	Frequency (MHz)	Output Power (dBm)	Duty Factor	Output Power + Duty Factor (dBm)	Max. Limit (dBm)	Max. Limit (W)	Result
36	5180	16.21	0.11	16.32	23.98	0.2500	Complies
40	5200	17.05	0.11	17.16	23.98	0.2500	Complies
48	5240	17.12	0.11	17.23	23.98	0.2500	Complies

Test Mode	UNII-1_TX N(HT20) Mode
-----------	------------------------

Channel	Frequency (MHz)	Output Power (dBm)	Duty Factor	Output Power + Duty Factor (dBm)	Max. Limit (dBm)	Max. Limit (W)	Result
36	5180	16.83	0.11	16.94	23.98	0.2500	Complies
40	5200	17.17	0.11	17.28	23.98	0.2500	Complies
48	5240	17.08	0.11	17.19	23.98	0.2500	Complies

Test Mode	UNII-1_TX N(HT40) Mode
-----------	------------------------

Channel	Frequency (MHz)	Output Power (dBm)	Duty Factor	Output Power + Duty Factor (dBm)	Max. Limit (dBm)	Max. Limit (W)	Result
38	5190	13.66	0.23	13.89	23.98	0.2500	Complies
46	5230	17.12	0.23	17.35	23.98	0.2500	Complies

Test Mode	UNII-1_TX AC(VHT20) Mode
-----------	--------------------------

Channel	Frequency (MHz)	Output Power (dBm)	Duty Factor	Output Power + Duty Factor (dBm)	Max. Limit (dBm)	Max. Limit (W)	Result
36	5180	16.66	0.13	16.79	23.98	0.2500	Complies
40	5200	17.08	0.13	17.21	23.98	0.2500	Complies
48	5240	17.12	0.13	17.25	23.98	0.2500	Complies

Test Mode	UNII-1_TX AC(VHT40) Mode
-----------	--------------------------

Channel	Frequency (MHz)	Output Power (dBm)	Duty Factor	Output Power + Duty Factor (dBm)	Max. Limit (dBm)	Max. Limit (W)	Result
38	5190	14.05	0.23	14.28	23.98	0.2500	Complies
46	5230	17.03	0.23	17.26	23.98	0.2500	Complies

Test Mode	UNII-1_TX AC(VHT80) Mode
-----------	--------------------------

Channel	Frequency (MHz)	Output Power (dBm)	Duty Factor	Output Power + Duty Factor (dBm)	Max. Limit (dBm)	Max. Limit (W)	Result
42	5210	14.09	0.44	14.53	23.98	0.2500	Complies

Test Mode	UNII-2A_TX A Mode
-----------	-------------------

Channel	Frequency (MHz)	Output Power (dBm)	Duty Factor	Output Power + Duty Factor (dBm)	Max. Limit (dBm)	Max. Limit (W)	Result
52	5260	17.23	0.11	17.34	23.98	0.2500	Complies
60	5300	17.19	0.11	17.30	23.98	0.2500	Complies
64	5320	14.63	0.11	14.74	23.98	0.2500	Complies

Test Mode	UNII-2A_TX N(HT20) Mode
-----------	-------------------------

Channel	Frequency (MHz)	Output Power (dBm)	Duty Factor	Output Power + Duty Factor (dBm)	Max. Limit (dBm)	Max. Limit (W)	Result
52	5260	17.16	0.11	17.27	23.98	0.2500	Complies
60	5300	17.25	0.11	17.36	23.98	0.2500	Complies
64	5320	13.69	0.11	13.80	23.98	0.2500	Complies

Test Mode	UNII-2A_TX N(HT40) Mode
-----------	-------------------------

Channel	Frequency (MHz)	Output Power (dBm)	Duty Factor	Output Power + Duty Factor (dBm)	Max. Limit (dBm)	Max. Limit (W)	Result
54	5270	17.33	0.23	17.56	23.98	0.2500	Complies
62	5310	13.08	0.23	13.31	23.98	0.2500	Complies

Test Mode	UNII-2A_TX AC(VHT20) Mode
-----------	---------------------------

Channel	Frequency (MHz)	Output Power (dBm)	Duty Factor	Output Power + Duty Factor (dBm)	Max. Limit (dBm)	Max. Limit (W)	Result
52	5260	17.07	0.13	17.20	23.98	0.2500	Complies
60	5300	17.16	0.13	17.29	23.98	0.2500	Complies
64	5320	14.66	0.13	14.79	23.98	0.2500	Complies

Test Mode	UNII-2A_TX AC(VHT40) Mode
-----------	---------------------------

Channel	Frequency (MHz)	Output Power (dBm)	Duty Factor	Output Power + Duty Factor (dBm)	Max. Limit (dBm)	Max. Limit (W)	Result
54	5270	17.09	0.23	17.32	23.98	0.2500	Complies
62	5310	13.83	0.23	14.06	23.98	0.2500	Complies

Test Mode	UNII-2A_TX AC(VHT80) Mode
-----------	---------------------------

Channel	Frequency (MHz)	Output Power (dBm)	Duty Factor	Output Power + Duty Factor (dBm)	Max. Limit (dBm)	Max. Limit (W)	Result
58	5290	11.63	0.44	12.07	23.98	0.2500	Complies

Test Mode	UNII-2C_TX A Mode
-----------	-------------------

Channel	Frequency (MHz)	Output Power (dBm)	Duty Factor	Output Power + Duty Factor (dBm)	Max. Limit (dBm)	Max. Limit (W)	Result
100	5500	14.12	0.11	14.23	23.98	0.2500	Complies
116	5580	17.15	0.11	17.26	23.98	0.2500	Complies
140	5700	13.78	0.11	13.89	23.98	0.2500	Complies

Test Mode	UNII-2C_TX N(HT20) Mode
-----------	-------------------------

Channel	Frequency (MHz)	Output Power (dBm)	Duty Factor	Output Power + Duty Factor (dBm)	Max. Limit (dBm)	Max. Limit (W)	Result
100	5500	12.15	0.11	12.26	23.98	0.2500	Complies
116	5580	17.24	0.11	17.35	23.98	0.2500	Complies
140	5700	11.08	0.11	11.19	23.98	0.2500	Complies

Test Mode	UNII-2C_TX N(HT40) Mode
-----------	-------------------------

Channel	Frequency (MHz)	Output Power (dBm)	Duty Factor	Output Power + Duty Factor (dBm)	Max. Limit (dBm)	Max. Limit (W)	Result
102	5510	10.83	0.23	11.06	23.98	0.2500	Complies
110	5550	17.22	0.23	17.45	23.98	0.2500	Complies
134	5670	14.82	0.23	15.05	23.98	0.2500	Complies

Test Mode	UNII-2C_TX AC(VHT20) Mode
-----------	---------------------------

Channel	Frequency (MHz)	Output Power (dBm)	Duty Factor	Output Power + Duty Factor (dBm)	Max. Limit (dBm)	Max. Limit (W)	Result
100	5500	12.08	0.13	12.21	23.98	0.2500	Complies
116	5580	17.13	0.13	17.26	23.98	0.2500	Complies
140	5700	12.69	0.13	12.82	23.98	0.2500	Complies

Test Mode	UNII-2C_TX AC(VHT40) Mode
-----------	---------------------------

Channel	Frequency (MHz)	Output Power (dBm)	Duty Factor	Output Power + Duty Factor (dBm)	Max. Limit (dBm)	Max. Limit (W)	Result
102	5510	10.72	0.23	10.95	23.98	0.2500	Complies
110	5550	17.11	0.23	17.34	23.98	0.2500	Complies
134	5670	14.55	0.23	14.78	23.98	0.2500	Complies

Test Mode	UNII-2C_TX AC(VHT80) Mode
-----------	---------------------------

Channel	Frequency (MHz)	Output Power (dBm)	Duty Factor	Output Power + Duty Factor (dBm)	Max. Limit (dBm)	Max. Limit (W)	Result
106	5530	11.03	0.44	11.47	23.98	0.2500	Complies
122	5610	14.61	0.44	15.05	23.98	0.2500	Complies

Test Mode	UNII-3_TX A Mode
-----------	------------------

Channel	Frequency (MHz)	Output Power (dBm)	Duty Factor	Output Power + Duty Factor (dBm)	Max. Limit (dBm)	Max. Limit (W)	Result
149	5745	17.16	0.11	17.27	30.00	1.0000	Complies
157	5785	17.14	0.11	17.25	30.00	1.0000	Complies
165	5825	17.17	0.11	17.28	30.00	1.0000	Complies

Test Mode	UNII-3_TX N(HT20) Mode
-----------	------------------------

Channel	Frequency (MHz)	Output Power (dBm)	Duty Factor	Output Power + Duty Factor (dBm)	Max. Limit (dBm)	Max. Limit (W)	Result
149	5745	17.09	0.11	17.20	30.00	1.0000	Complies
157	5785	17.07	0.11	17.18	30.00	1.0000	Complies
165	5825	17.13	0.11	17.24	30.00	1.0000	Complies

Test Mode	UNII-3_TX N(HT40) Mode
-----------	------------------------

Channel	Frequency (MHz)	Output Power (dBm)	Duty Factor	Output Power + Duty Factor (dBm)	Max. Limit (dBm)	Max. Limit (W)	Result
151	5755	17.08	0.23	17.31	30.00	1.0000	Complies
159	5795	17.13	0.23	17.36	30.00	1.0000	Complies

Test Mode	UNII-3_TX AC(VHT20) Mode
-----------	--------------------------

Channel	Frequency (MHz)	Output Power (dBm)	Duty Factor	Output Power + Duty Factor (dBm)	Max. Limit (dBm)	Max. Limit (W)	Result
149	5745	17.13	0.13	17.26	30.00	1.0000	Complies
157	5785	17.22	0.13	17.35	30.00	1.0000	Complies
165	5825	17.15	0.13	17.28	30.00	1.0000	Complies

Test Mode	UNII-3_TX AC(VHT40) Mode
-----------	--------------------------

Channel	Frequency (MHz)	Output Power (dBm)	Duty Factor	Output Power + Duty Factor (dBm)	Max. Limit (dBm)	Max. Limit (W)	Result
151	5755	17.03	0.23	17.26	30.00	1.0000	Complies
159	5795	17.11	0.23	17.34	30.00	1.0000	Complies

Test Mode	UNII-3_TX AC(VHT80) Mode
-----------	--------------------------

Channel	Frequency (MHz)	Output Power (dBm)	Duty Factor	Output Power + Duty Factor (dBm)	Max. Limit (dBm)	Max. Limit (W)	Result
155	5775	17.04	0.44	17.48	30.00	1.0000	Complies

APPENDIX G - POWER SPECTRAL DENSITY