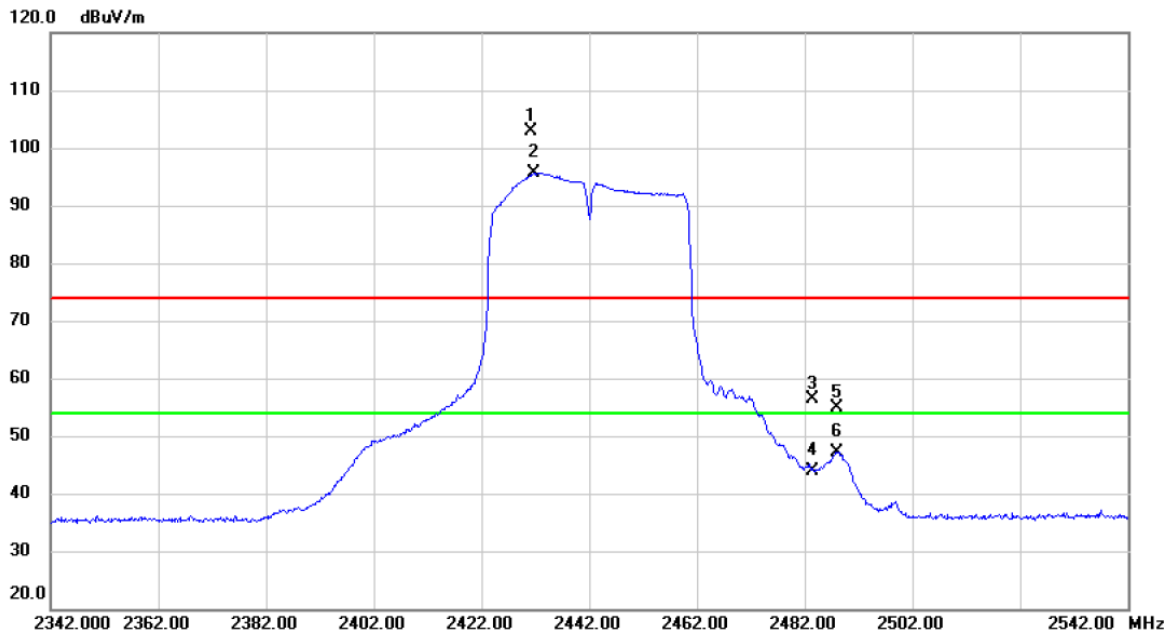


Test Mode	TX N(HT40) Mode 2442 MHz	Polarization	Horizontal
-----------	--------------------------	--------------	------------

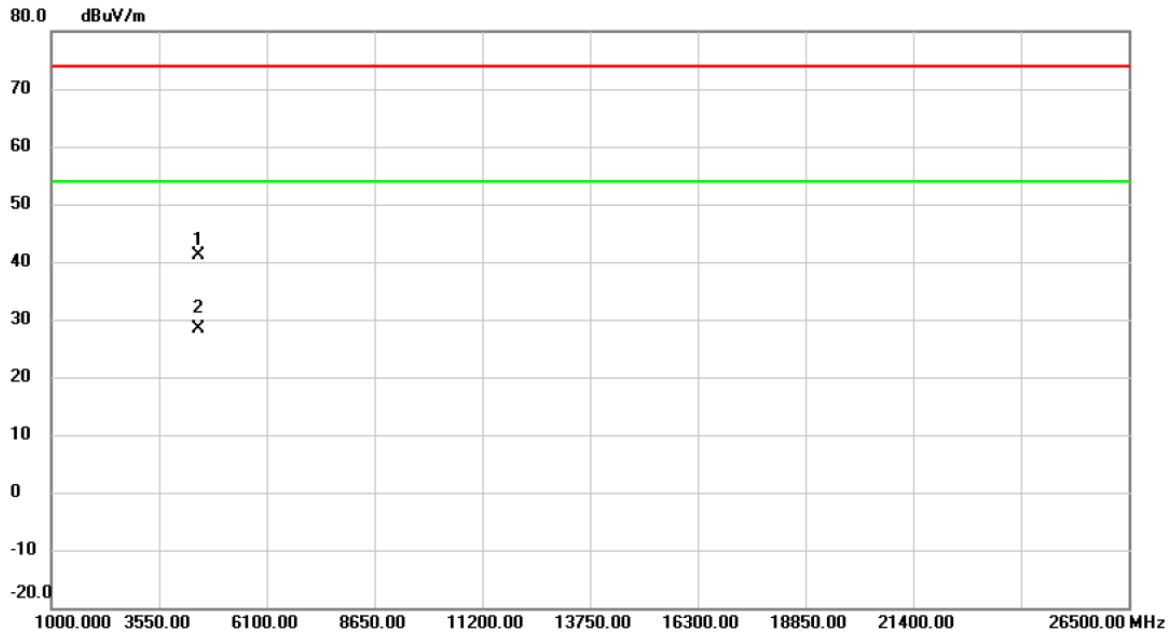


No.	Mk.	Freq. MHz	Reading Level dBuV	Correct Factor dB	Measure- ment dBuV/m	Limit dBuV/m	Margin dB	Detector	Comment
1	X	2431.300	97.26	5.54	102.80	74.00	28.80	peak	No Limit
2	*	2431.700	90.02	5.54	95.56	54.00	41.56	AVG	No Limit
3		2483.500	50.65	5.68	56.33	74.00	-17.67	peak	
4		2483.500	38.30	5.68	43.98	54.00	-10.02	AVG	
5		2488.100	49.08	5.70	54.78	74.00	-19.22	peak	
6		2488.100	41.46	5.70	47.16	54.00	-6.84	AVG	

**REMARKS:**

- (1) Measurement Value = Reading Level + Correct Factor.
- (2) Margin Level = Measurement Value - Limit Value.

Test Mode	TX N(HT40) Mode 2442 MHz	Polarization	Horizontal
-----------	--------------------------	--------------	------------

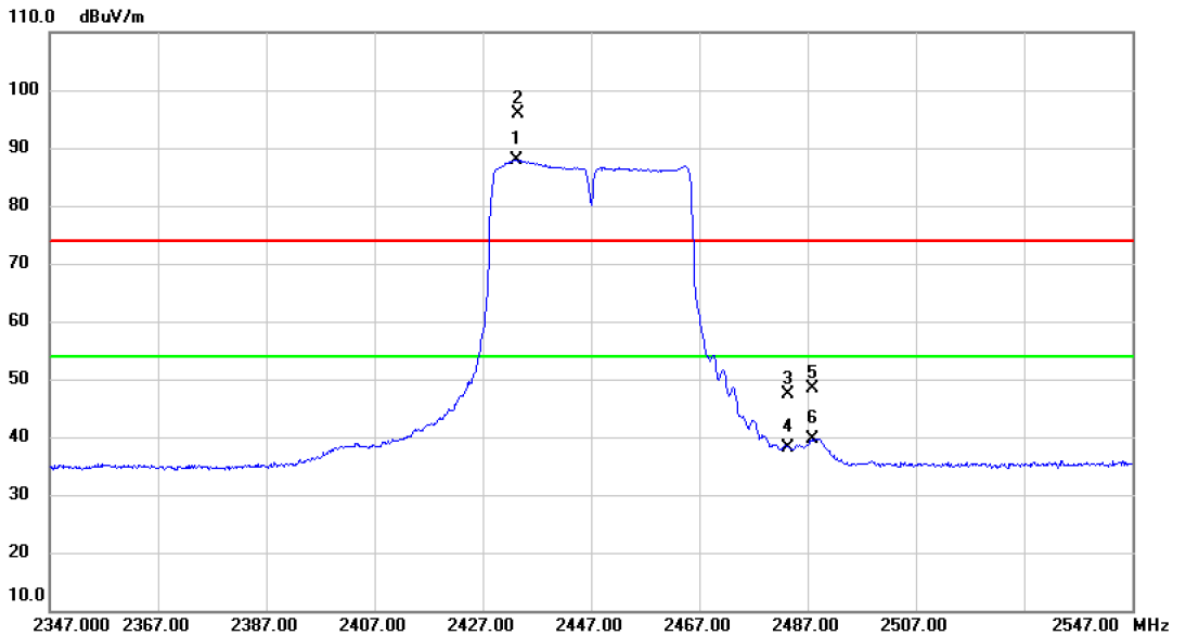


No.	Mk.	Freq. MHz	Reading Level dBuV	Correct Factor dB	Measure- ment dBuV/m	Limit dBuV/m	Margin dB	Detector	Comment
1		4485.778	39.97	1.08	41.05	74.00	-32.95	peak	
2	*	4485.860	27.41	1.08	28.49	54.00	-25.51	AVG	

**REMARKS:**

- (1) Measurement Value = Reading Level + Correct Factor.
- (2) Margin Level = Measurement Value - Limit Value.

Test Mode	TX N(HT40) Mode 2447 MHz	Polarization	Vertical
-----------	--------------------------	--------------	----------

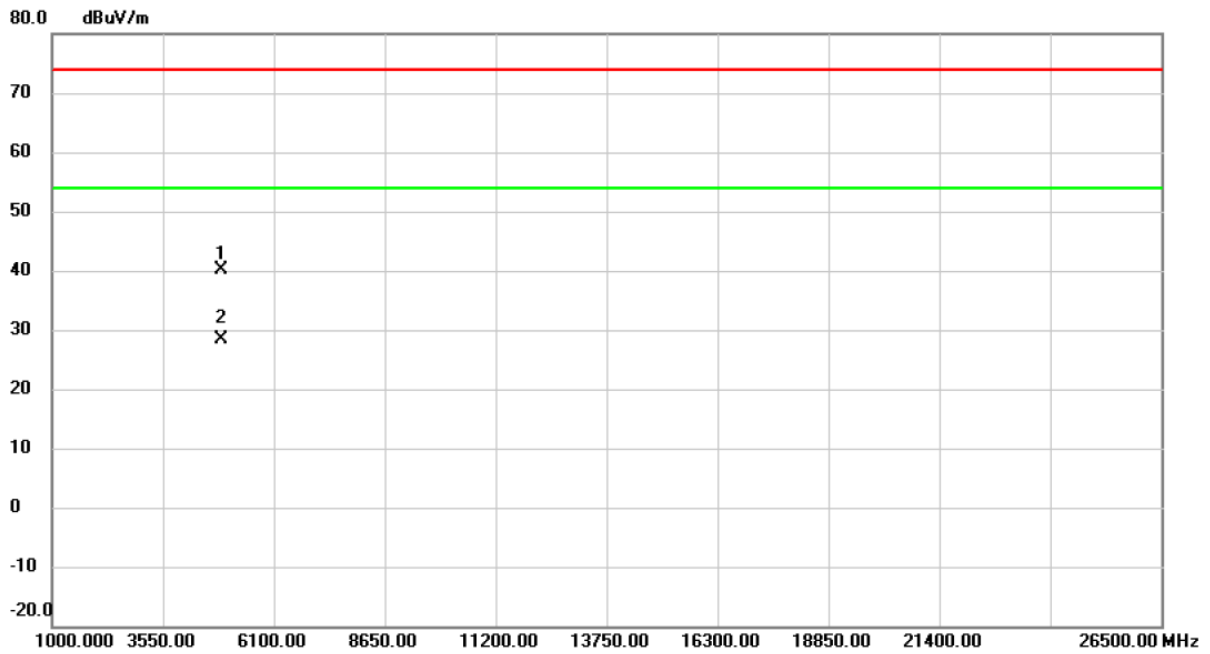


No.	Mk.	Freq. MHz	Reading Level dBuV	Correct Factor dB	Measure- ment dBuV/m	Limit dBuV/m	Margin dB	Detector	Comment
1	*	2433.200	82.35	5.55	87.90	54.00	33.90	AVG	No Limit
2	X	2433.500	90.31	5.55	95.86	74.00	21.86	peak	No Limit
3		2483.500	41.63	5.68	47.31	74.00	-26.69	peak	
4		2483.500	32.52	5.68	38.20	54.00	-15.80	AVG	
5		2487.900	42.66	5.70	48.36	74.00	-25.64	peak	
6		2487.900	34.01	5.70	39.71	54.00	-14.29	AVG	

**REMARKS:**

- (1) Measurement Value = Reading Level + Correct Factor.
- (2) Margin Level = Measurement Value - Limit Value.

Test Mode	TX N(HT40) Mode 2447 MHz	Polarization	Vertical
-----------	--------------------------	--------------	----------

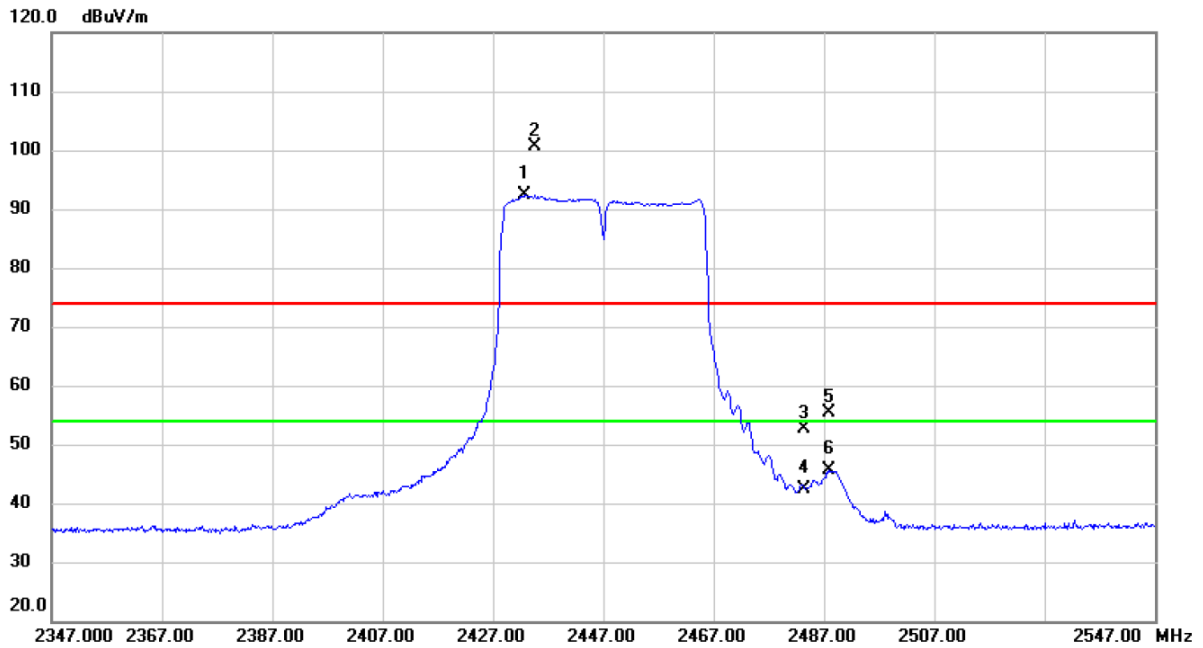


No.	Mk.	Freq. MHz	Reading Level dBuV	Correct Factor dB	Measure- ment dBuV/m	Limit dBuV/m	Margin dB	Detector	Comment
1		4895.292	37.82	2.29	40.11	74.00	-33.89	peak	
2	*	4896.337	25.98	2.28	28.26	54.00	-25.74	AVG	

**REMARKS:**

- (1) Measurement Value = Reading Level + Correct Factor.
- (2) Margin Level = Measurement Value - Limit Value.

Test Mode	TX N(HT40) Mode 2447 MHz	Polarization	Horizontal
-----------	--------------------------	--------------	------------



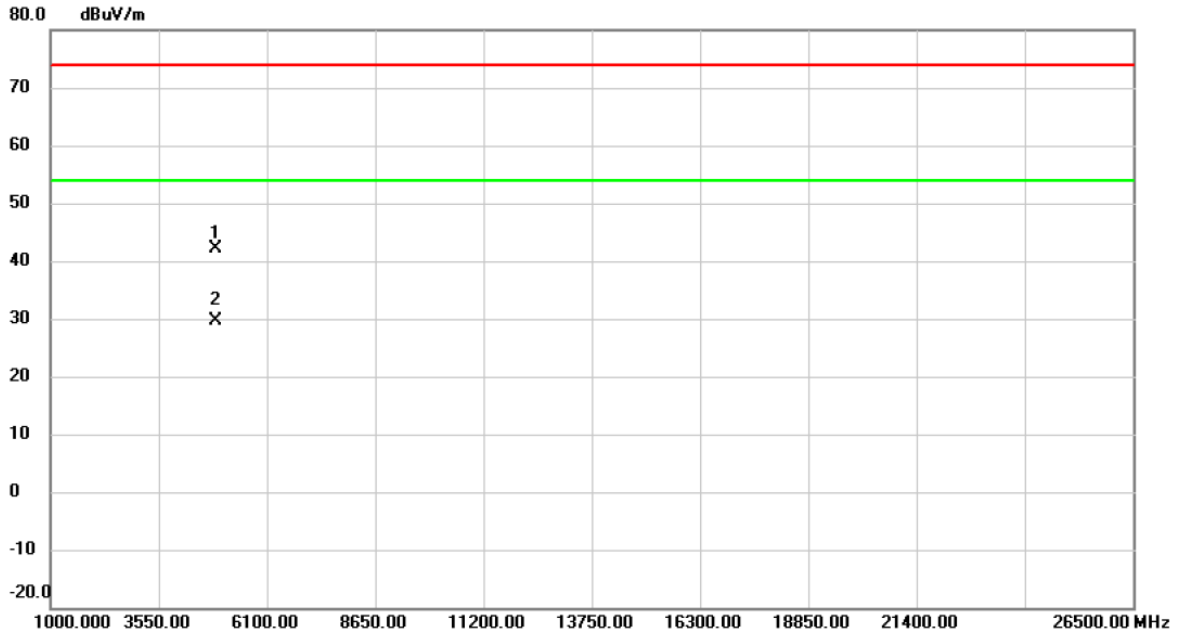
No.	Mk.	Freq. MHz	Reading Level dBuV	Correct Factor dB	Measure- ment dBuV/m	Limit dBuV/m	Margin dB	Detector	Comment
1	*	2432.700	86.74	5.55	92.29	54.00	38.29	AVG	No Limit
2	X	2434.600	95.01	5.55	100.56	74.00	26.56	peak	No Limit
3		2483.500	46.99	5.68	52.67	74.00	-21.33	peak	
4		2483.500	36.69	5.68	42.37	54.00	-11.63	AVG	
5		2487.900	49.59	5.70	55.29	74.00	-18.71	peak	
6		2487.900	39.81	5.70	45.51	54.00	-8.49	AVG	

**REMARKS:**

(1) Measurement Value = Reading Level + Correct Factor.

(2) Margin Level = Measurement Value - Limit Value.

Test Mode	TX N(HT40) Mode 2447 MHz	Polarization	Horizontal
-----------	--------------------------	--------------	------------

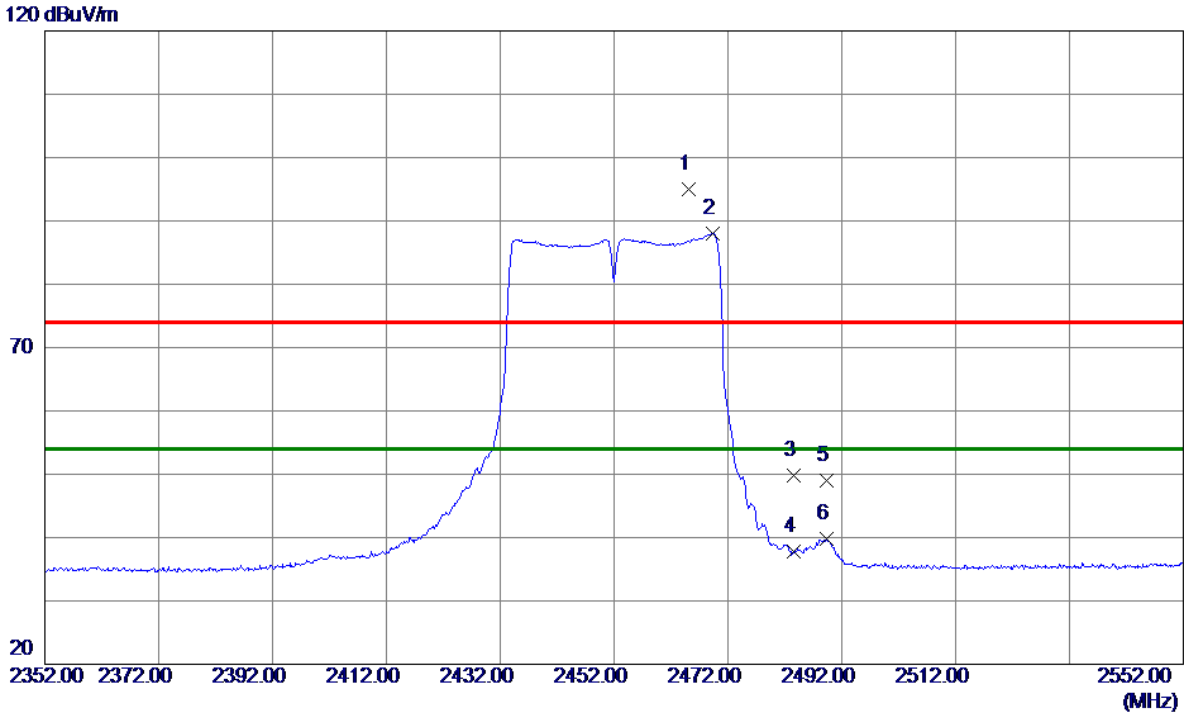


No.	Mk.	Freq. MHz	Reading Level dBuV	Correct Factor dB	Measure- ment dBuV/m	Limit dBuV/m	Margin dB	Detector	Comment
1		4891.642	39.98	2.27	42.25	74.00	-31.75	peak	
2	*	4896.233	27.45	2.28	29.73	54.00	-24.27	AVG	

**REMARKS:**

- (1) Measurement Value = Reading Level + Correct Factor.
- (2) Margin Level = Measurement Value - Limit Value.

Test Mode	TX N(HT40) Mode 2452 MHz	Polarization	Vertical
-----------	--------------------------	--------------	----------



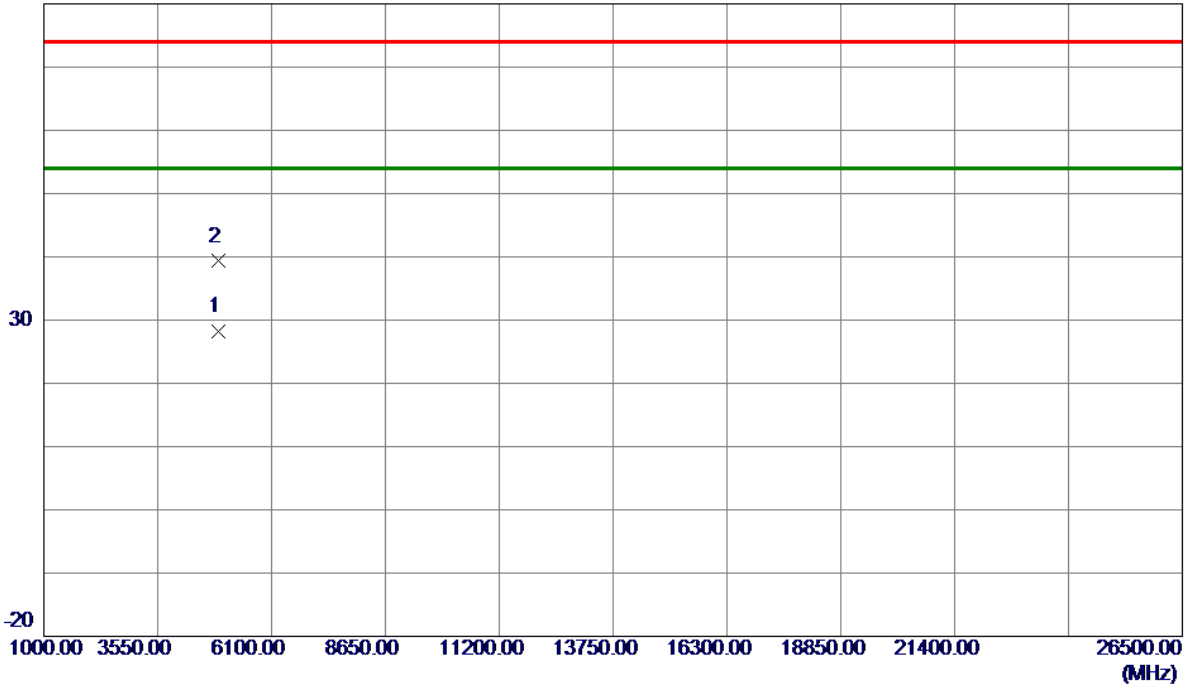
No.	Freq. MHz	Reading Level dBuV/m	Correct Factor dB	Measure ment dBuV/m	Limit dBuV/m	Margin dB	Detector	Comment
1	2465.2000	89.46	5.63	95.09	74.00	21.09	Peak	No Limit
2 *	2469.3000	82.44	5.64	88.08	54.00	34.08	AVG	No Limit
3	2483.5000	44.05	5.68	49.73	74.00	-24.27	Peak	
4	2483.5000	32.10	5.68	37.78	54.00	-16.22	AVG	
5	2489.4000	43.29	5.69	48.98	74.00	-25.02	Peak	
6	2489.4000	34.07	5.69	39.76	54.00	-14.24	AVG	

**REMARKS:**

- (1) Measurement Value = Reading Level + Correct Factor.
- (2) Margin Level = Measurement Value - Limit Value.

Test Mode	TX N(HT40) Mode 2452 MHz	Polarization	Vertical
-----------	--------------------------	--------------	----------

80 dBuV/m



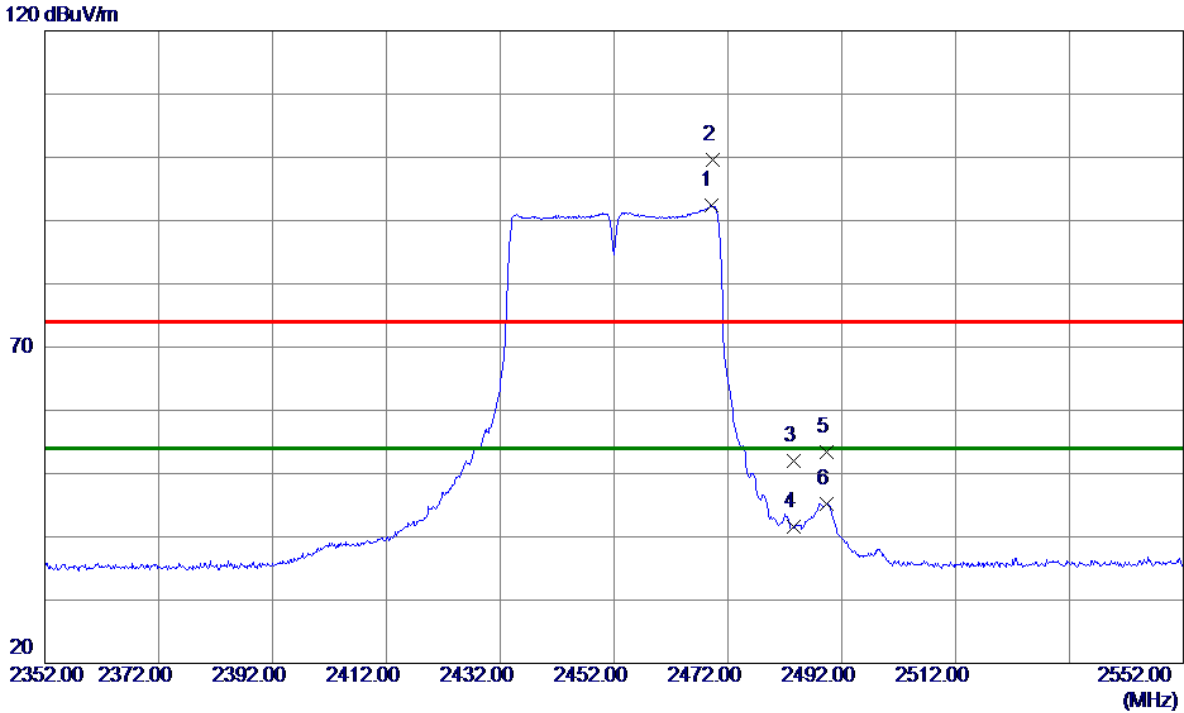
No.	Freq. MHz	Reading Level dBuV/m	Correct Factor dB	Measure ment dBuV/m	Limit dBuV/m	Margin dB	Detector	Comment
1 *	4901.7850	25.86	2.30	28.16	54.00	-25.84	AVG	
2	4901.9169	37.00	2.30	39.30	74.00	-34.70	Peak	

**REMARKS:**

- (1) Measurement Value = Reading Level + Correct Factor.
- (2) Margin Level = Measurement Value - Limit Value.



Test Mode	TX N(HT40) Mode 2452 MHz	Polarization	Horizontal
-----------	--------------------------	--------------	------------



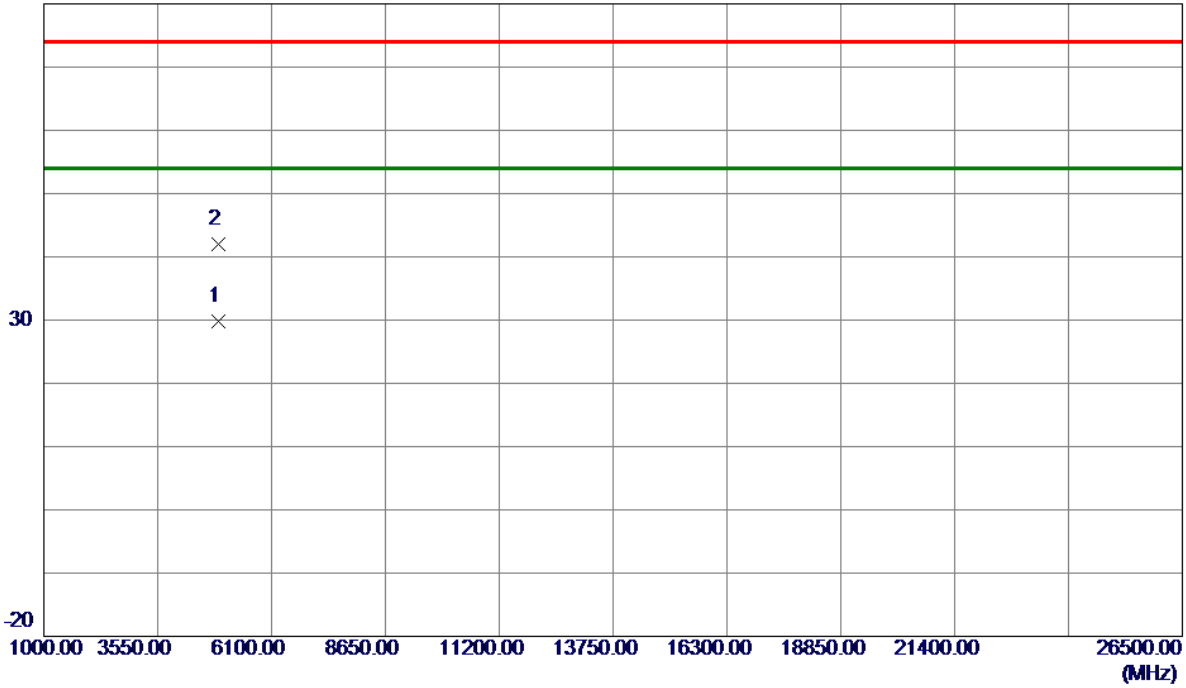
No.	Freq. MHz	Reading Level dBuV/m	Correct Factor dB	Measure ment dBuV/m	Limit dBuV/m	Margin dB	Detector	Comment
1 *	2469.0000	86.79	5.64	92.43	54.00	38.43	AVG	No Limit
2	2469.4000	93.92	5.64	99.56	74.00	25.56	Peak	No Limit
3	2483.5000	46.23	5.68	51.91	74.00	-22.09	Peak	
4	2483.5000	35.86	5.68	41.54	54.00	-12.46	AVG	
5	2489.3000	47.78	5.69	53.47	74.00	-20.53	Peak	
6	2489.3000	39.58	5.69	45.27	54.00	-8.73	AVG	

**REMARKS:**

- (1) Measurement Value = Reading Level + Correct Factor.
- (2) Margin Level = Measurement Value - Limit Value.

Test Mode	TX N(HT40) Mode 2452 MHz	Polarization	Horizontal
-----------	--------------------------	--------------	------------

80 dBuV/m



No.	Freq. MHz	Reading Level dBuV/m	Correct Factor dB	Measure ment dBuV/m	Limit dBuV/m	Margin dB	Detector	Comment
1 *	4902. 5280	27. 48	2. 30	29. 78	54. 00	-24. 22	AVG	
2	4902. 8300	39. 72	2. 30	42. 02	74. 00	-31. 98	Peak	

REMARKS:

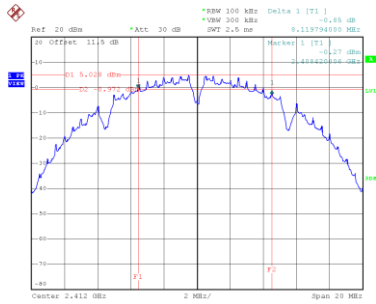
- (1) Measurement Value = Reading Level + Correct Factor.
- (2) Margin Level = Measurement Value - Limit Value.

## APPENDIX E - BANDWIDTH

Test Mode	TX B Mode
-----------	-----------

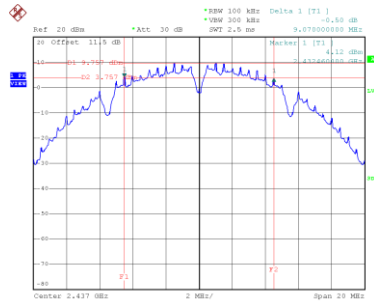
Channel	Frequency (MHz)	6 dB Bandwidth (MHz)	99 % Occupied Bandwidth (MHz)	6 dB Bandwidth Min. Limit (MHz)	Result
01	2412	8.120	12.720	0.5	Complies
06	2437	9.070	13.200	0.5	Complies
11	2462	8.070	12.880	0.5	Complies

**CH01**



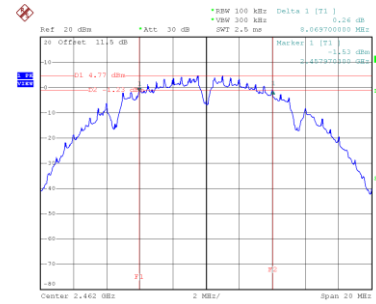
Date: 27.OCT.2021 09:10:139

**CH06**  
6 dB Bandwidth



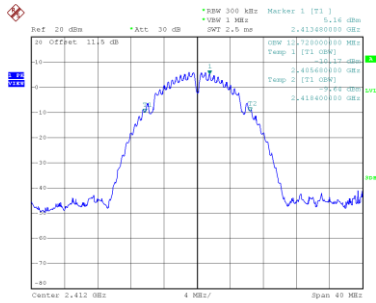
Date: 27.OCT.2021 09:10:131

**CH11**

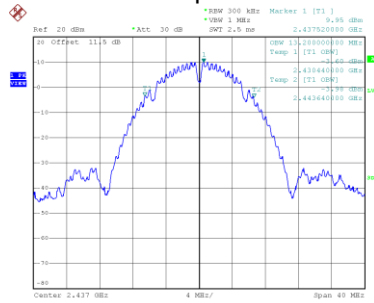


Date: 27.OCT.2021 09:10:128

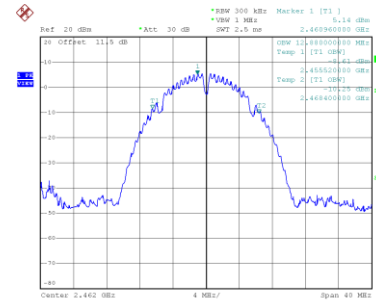
**99 % Occupied Bandwidth**



Date: 27.OCT.2021 09:10:147



Date: 27.OCT.2021 09:10:139

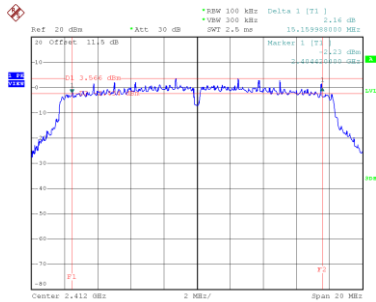


Date: 27.OCT.2021 09:10:136

Test Mode	TX G Mode
-----------	-----------

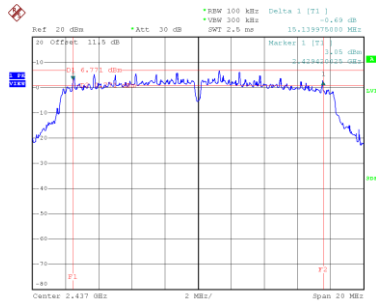
Channel	Frequency (MHz)	6 dB Bandwidth (MHz)	99 % Occupied Bandwidth (MHz)	6 dB Bandwidth Min. Limit (MHz)	Result
01	2412	15.160	16.800	0.5	Complies
06	2437	15.140	16.880	0.5	Complies
11	2462	15.479	16.800	0.5	Complies

**CH01**



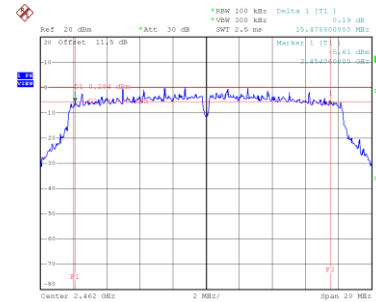
Date: 27.OCT.2021 09:109:134

**CH06**  
6 dB Bandwidth



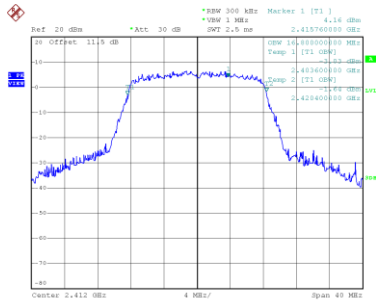
Date: 27.OCT.2021 09:111:109

**CH11**

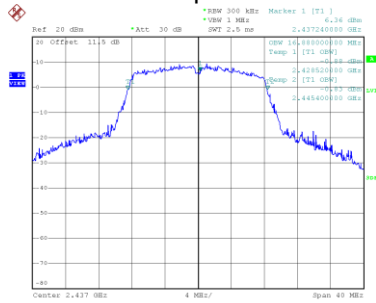


Date: 27.OCT.2021 09:112:150

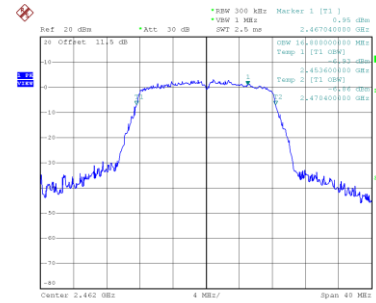
**99 % Occupied Bandwidth**



Date: 27.OCT.2021 09:109:142



Date: 27.OCT.2021 09:111:117

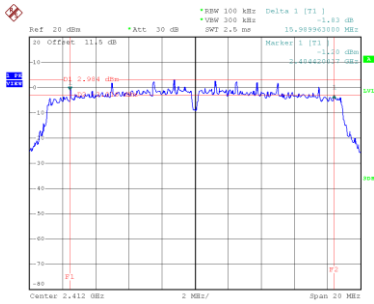


Date: 27.OCT.2021 09:112:158

Test Mode	TX N(HT20) Mode
-----------	-----------------

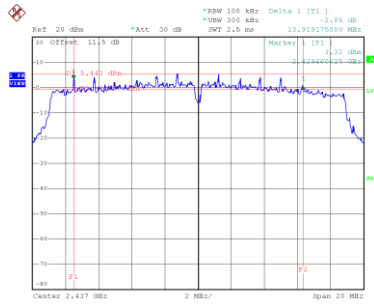
Channel	Frequency (MHz)	6 dB Bandwidth (MHz)	99 % Occupied Bandwidth (MHz)	6 dB Bandwidth Min. Limit (MHz)	Result
01	2412	15.990	17.840	0.5	Complies
06	2437	13.919	17.920	0.5	Complies
11	2462	13.940	17.840	0.5	Complies

**CH01**



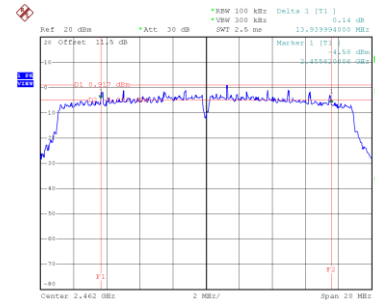
Date: 27.OCT.2021 09:11:48

**CH06**  
6 dB Bandwidth



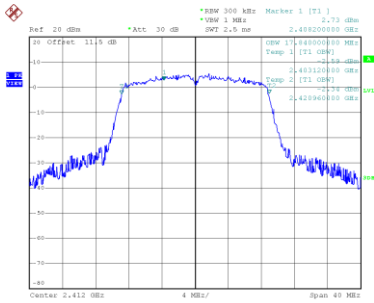
Date: 27.OCT.2021 09:11:29

**CH11**

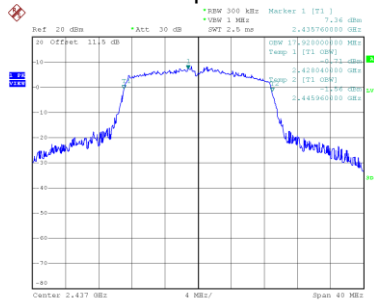


Date: 27.OCT.2021 09:11:18

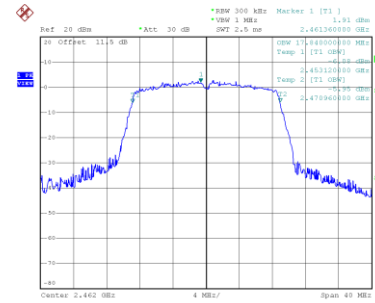
**99 % Occupied Bandwidth**



Date: 27.OCT.2021 09:11:56



Date: 27.OCT.2021 09:11:37

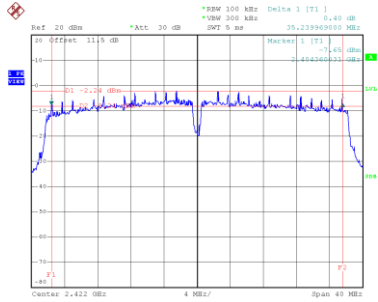


Date: 27.OCT.2021 09:11:27

Test Mode	TX N(HT40) Mode
-----------	-----------------

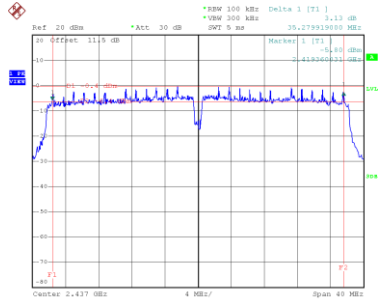
Channel	Frequency (MHz)	6 dB Bandwidth (MHz)	99 % Occupied Bandwidth (MHz)	6 dB Bandwidth Min. Limit (MHz)	Result
03	2422	35.240	36.480	0.5	Complies
06	2437	35.280	36.800	0.5	Complies
09	2452	33.880	36.160	0.5	Complies

**CH03**



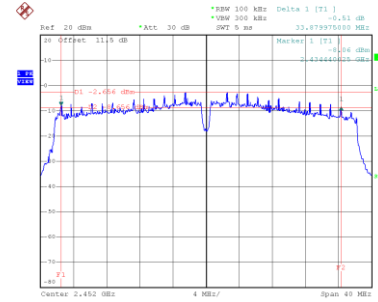
Date: 27.OCT.2021 09:120114

**CH06**  
6 dB Bandwidth



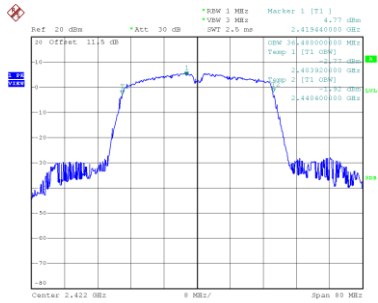
Date: 27.OCT.2021 09:122108

**CH09**

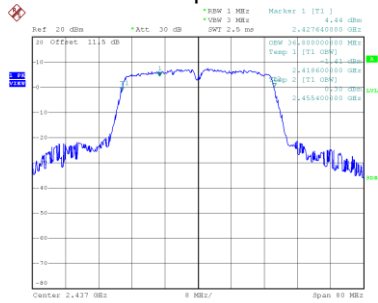


Date: 27.OCT.2021 09:123143

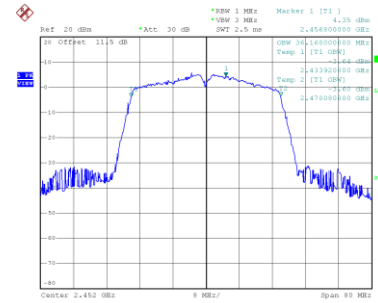
**99 % Occupied Bandwidth**



Date: 27.OCT.2021 09:120122



Date: 27.OCT.2021 09:122116



Date: 27.OCT.2021 09:123151

## **APPENDIX F - MAXIMUM OUTPUT POWER**



Test Mode	TX B Mode
-----------	-----------

Channel	Frequency (MHz)	Peak Output Power (dBm)	Max. Limit (dBm)	Max. Limit (W)	Result
01	2412	16.74	30.00	1.0000	Complies
06	2437	20.59	30.00	1.0000	Complies
11	2462	16.27	30.00	1.0000	Complies

Channel	Frequency (MHz)	Average Output Power (dBm)	Duty Factor	Average Output Power + Duty Factor (dBm)	Max. Limit (dBm)	Max. Limit (W)	Result
01	2412	14.08	0.00	14.08	30.00	1.0000	Complies
06	2437	18.09	0.00	18.09	30.00	1.0000	Complies
11	2462	13.72	0.00	13.72	30.00	1.0000	Complies

Test Mode	TX G Mode
-----------	-----------

Channel	Frequency (MHz)	Peak Output Power (dBm)	Max. Limit (dBm)	Max. Limit (W)	Result
01	2412	24.04	30.00	1.0000	Complies
06	2437	24.72	30.00	1.0000	Complies
07	2442	25.15	30.00	1.0000	Complies
10	2457	21.84	30.00	1.0000	Complies
11	2462	21.15	30.00	1.0000	Complies

Channel	Frequency (MHz)	Average Output Power (dBm)	Duty Factor	Average Output Power + Duty Factor (dBm)	Max. Limit (dBm)	Max. Limit (W)	Result
01	2412	14.92	0.11	15.03	30.00	1.0000	Complies
06	2437	17.37	0.11	17.48	30.00	1.0000	Complies
07	2442	17.28	0.11	17.39	30.00	1.0000	Complies
10	2457	12.43	0.11	12.54	30.00	1.0000	Complies
11	2462	11.51	0.11	11.62	30.00	1.0000	Complies

Test Mode	TX N(HT20) Mode
-----------	-----------------

Channel	Frequency (MHz)	Peak Output Power (dBm)	Max. Limit (dBm)	Max. Limit (W)	Result
01	2412	23.94	30.00	1.0000	Complies
06	2437	24.93	30.00	1.0000	Complies
07	2442	25.02	30.00	1.0000	Complies
09	2452	24.64	30.00	1.0000	Complies
10	2457	23.14	30.00	1.0000	Complies
11	2462	21.99	30.00	1.0000	Complies

Channel	Frequency (MHz)	Average Output Power (dBm)	Duty Factor	Average Output Power + Duty Factor (dBm)	Max. Limit (dBm)	Max. Limit (W)	Result
01	2412	14.03	0.13	14.16	30.00	1.0000	Complies
06	2437	16.35	0.13	16.48	30.00	1.0000	Complies
07	2442	16.22	0.13	16.35	30.00	1.0000	Complies
09	2452	15.03	0.13	15.16	30.00	1.0000	Complies
10	2457	12.33	0.13	12.46	30.00	1.0000	Complies
11	2462	11.32	0.13	11.45	30.00	1.0000	Complies

Test Mode	TX N(HT40) Mode
-----------	-----------------

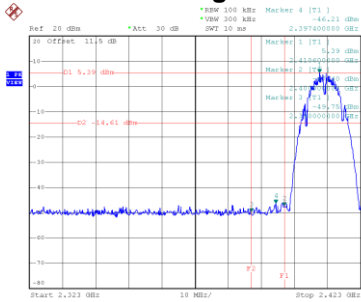
Channel	Frequency (MHz)	Peak Output Power (dBm)	Max. Limit (dBm)	Max. Limit (W)	Result
03	2422	20.94	30.00	1.0000	Complies
04	2427	22.11	30.00	1.0000	Complies
05	2432	22.64	30.00	1.0000	Complies
06	2437	23.25	30.00	1.0000	Complies
07	2442	21.57	30.00	1.0000	Complies
08	2447	20.36	30.00	1.0000	Complies
09	2452	19.94	30.00	1.0000	Complies

Channel	Frequency (MHz)	Average Output Power (dBm)	Duty Factor	Average Output Power + Duty Factor (dBm)	Max. Limit (dBm)	Max. Limit (W)	Result
03	2422	11.08	0.23	11.31	30.00	1.0000	Complies
04	2427	12.18	0.23	12.41	30.00	1.0000	Complies
05	2432	13.02	0.23	13.25	30.00	1.0000	Complies
06	2437	13.22	0.23	13.45	30.00	1.0000	Complies
07	2442	12.11	0.23	12.34	30.00	1.0000	Complies
08	2447	10.03	0.23	10.26	30.00	1.0000	Complies
09	2452	10.02	0.23	10.25	30.00	1.0000	Complies

## **APPENDIX G - CONDUCTED SPURIOUS EMISSIONS**

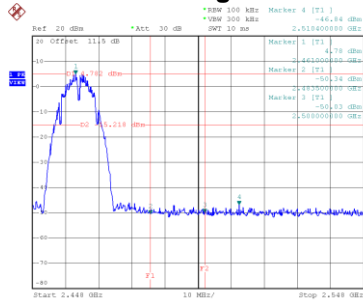
Test Mode TX B Mode

### Bandedge-CH01



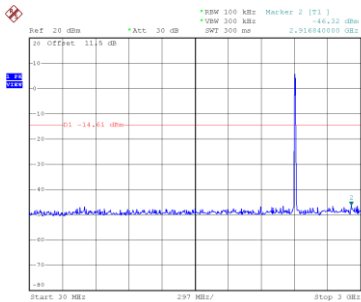
Date: 27.OCT.2021 09:03:56

### Bandedge-CH11

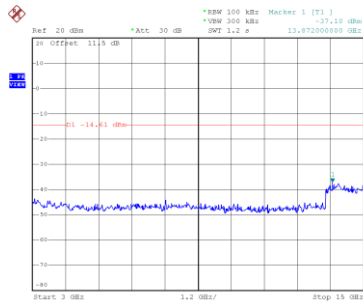


Date: 27.OCT.2021 09:07:45

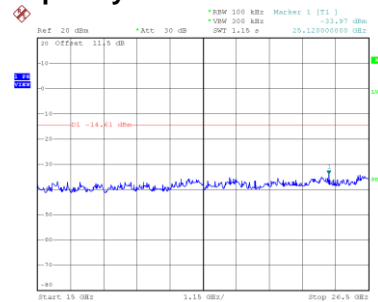
### CH01 – 10th Harmonic of the fundamental frequency



Date: 27.OCT.2021 09:04:10

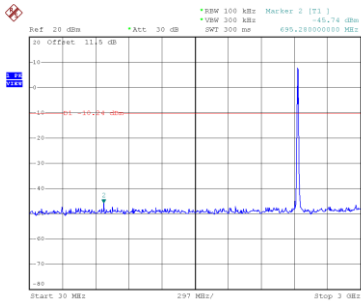


Date: 27.OCT.2021 09:04:19

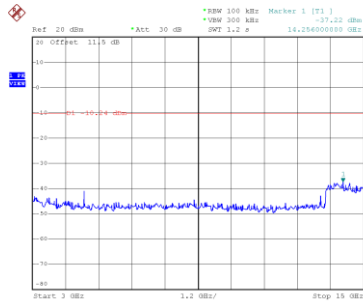


Date: 27.OCT.2021 09:04:28

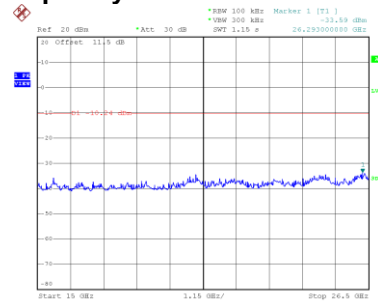
### CH06 – 10th Harmonic of the fundamental frequency



Date: 27.OCT.2021 09:06:02

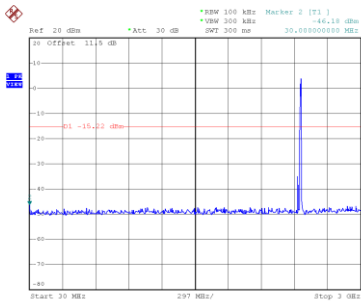


Date: 27.OCT.2021 09:06:11

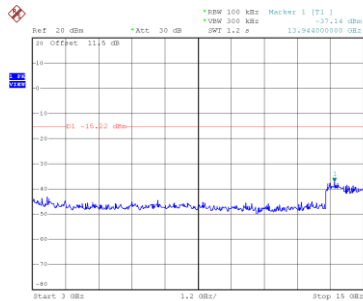


Date: 27.OCT.2021 09:06:20

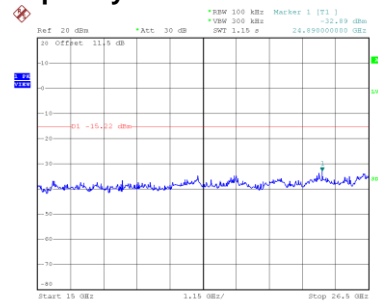
### CH11 – 10th Harmonic of the fundamental frequency



Date: 27.OCT.2021 09:07:59



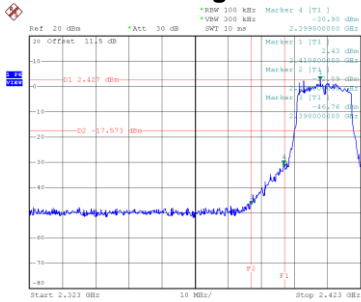
Date: 27.OCT.2021 09:08:08



Date: 27.OCT.2021 09:08:17

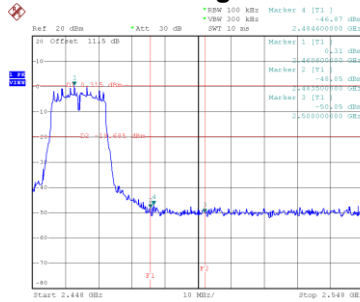
Test Mode TX G Mode

### Bandedge-CH01



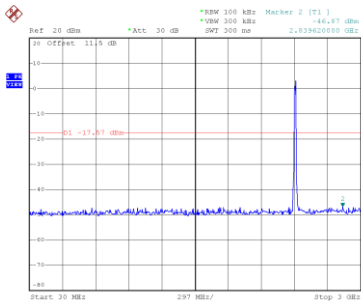
Date: 27.OCT.2021 09:09:51

### Bandedge-CH11

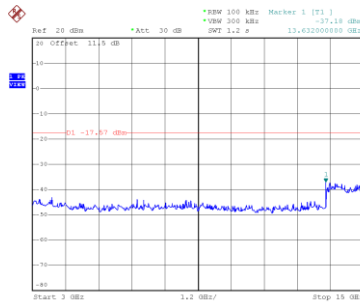


Date: 27.OCT.2021 09:13:07

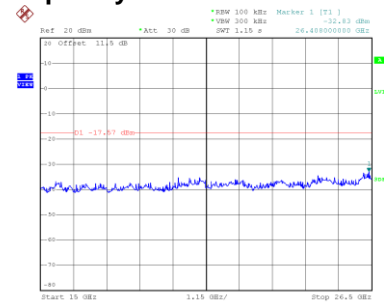
### CH01 – 10th Harmonic of the fundamental frequency



Date: 27.OCT.2021 09:10:05

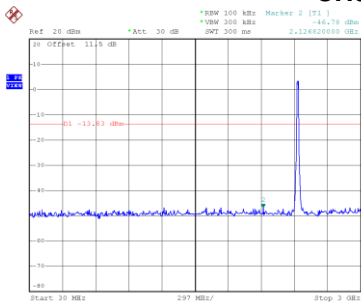


Date: 27.OCT.2021 09:10:15

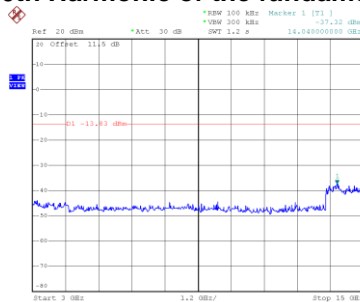


Date: 27.OCT.2021 09:10:23

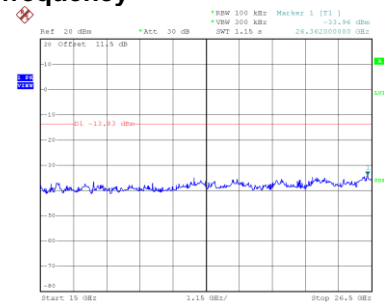
### CH06 – 10th Harmonic of the fundamental frequency



Date: 27.OCT.2021 09:11:40

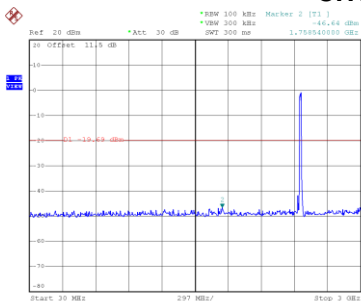


Date: 27.OCT.2021 09:11:49

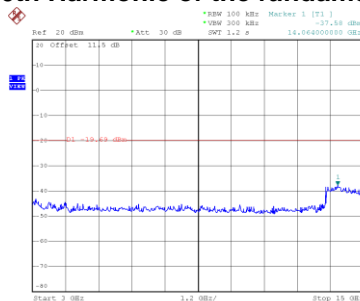


Date: 27.OCT.2021 09:11:58

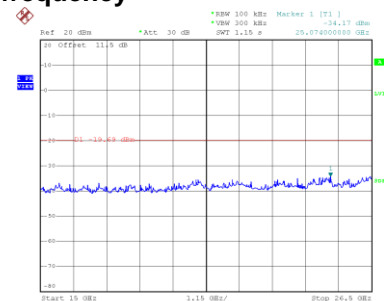
### CH11 – 10th Harmonic of the fundamental frequency



Date: 27.OCT.2021 09:13:21



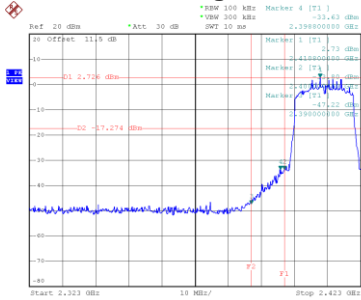
Date: 27.OCT.2021 09:13:30



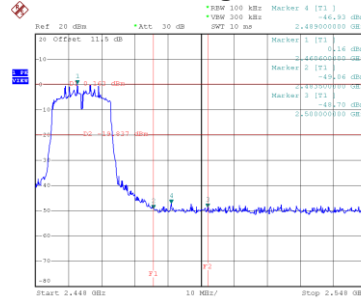
Date: 27.OCT.2021 09:13:39

Test Mode TX N(HT20) Mode

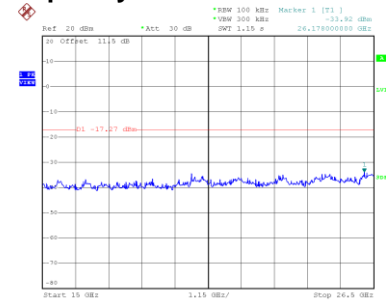
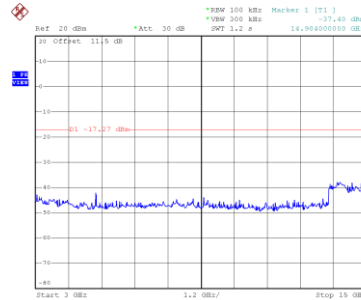
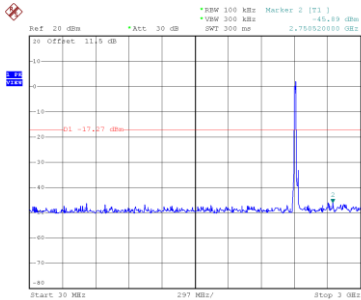
### Bandedge-CH01



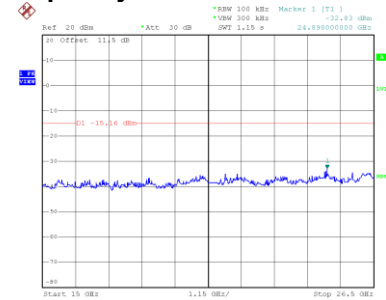
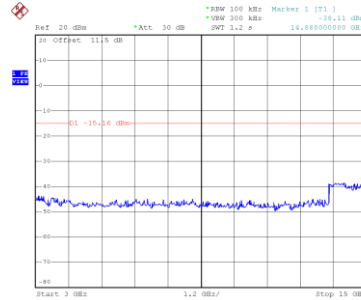
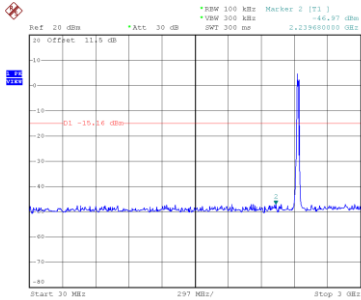
### Bandedge-CH11



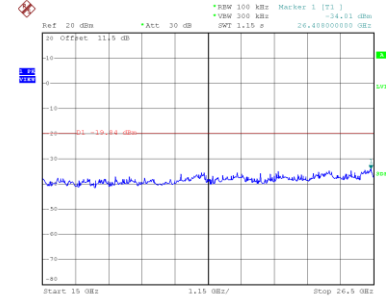
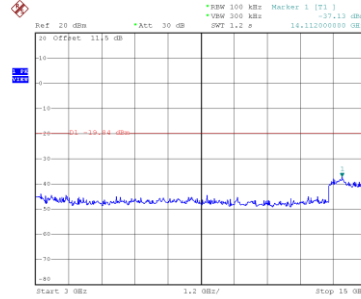
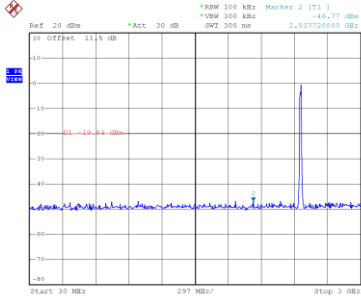
### CH01 – 10th Harmonic of the fundamental frequency



### CH06 – 10th Harmonic of the fundamental frequency

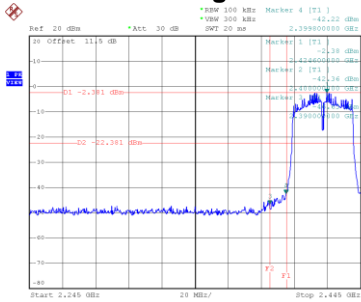


### CH11 – 10th Harmonic of the fundamental frequency



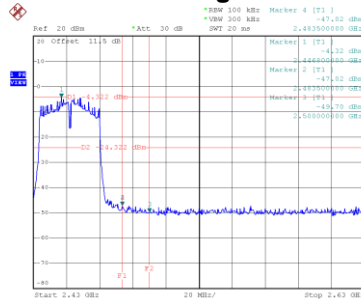
Test Mode TX N(HT40) Mode

### Bandedge-CH03



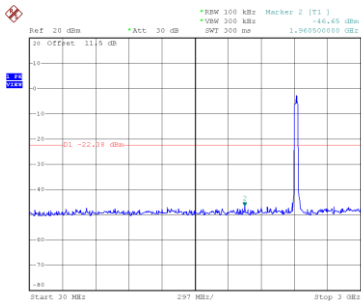
Date: 27.OCT.2021 09:20:48

### Bandedge-CH09

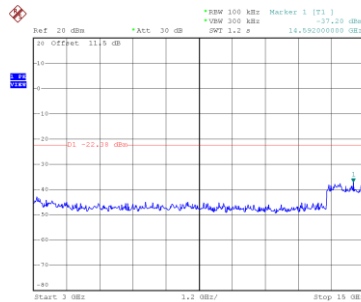


Date: 27.OCT.2021 09:24:16

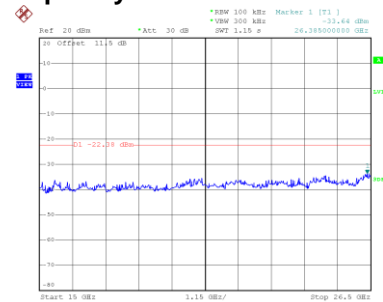
### CH03 – 10th Harmonic of the fundamental frequency



Date: 27.OCT.2021 09:21:02

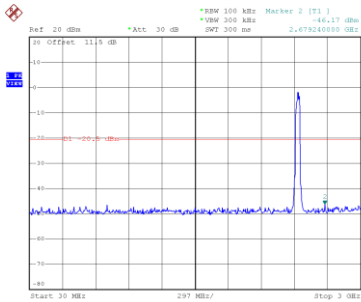


Date: 27.OCT.2021 09:21:11

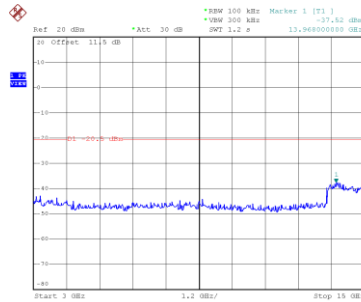


Date: 27.OCT.2021 09:21:20

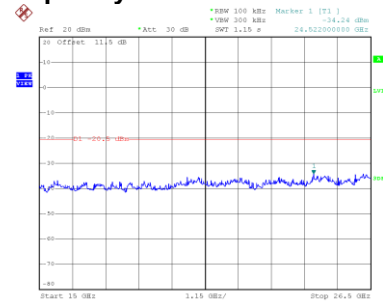
### CH06 – 10th Harmonic of the fundamental frequency



Date: 27.OCT.2021 09:22:39

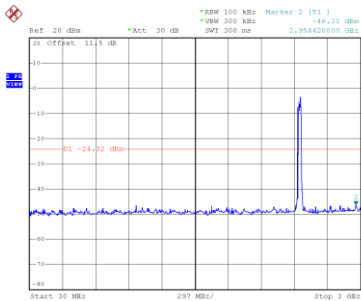


Date: 27.OCT.2021 09:22:46

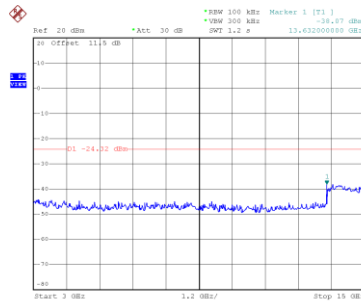


Date: 27.OCT.2021 09:22:57

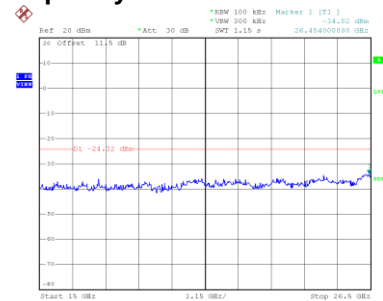
### CH09 – 10th Harmonic of the fundamental frequency



Date: 27.OCT.2021 09:24:31



Date: 27.OCT.2021 09:24:40



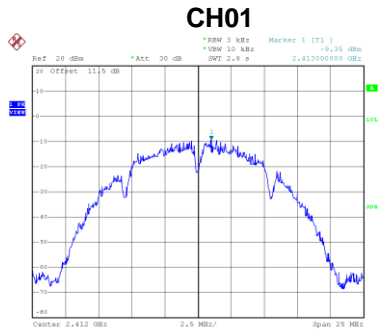
Date: 27.OCT.2021 09:24:49

## **APPENDIX H - POWER SPECTRAL DENSITY**

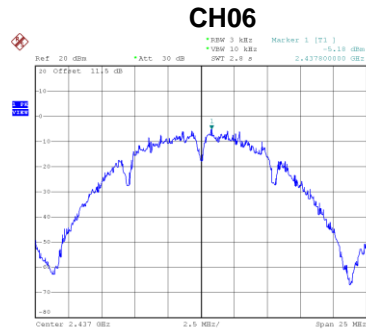


Test Mode	TX B Mode
-----------	-----------

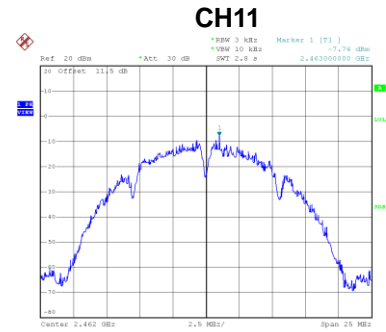
Channel	Frequency (MHz)	Power Spectral Density (dBm/3kHz)	Max. Limit (dBm/3kHz)	Result
01	2412	-9.35	8.00	Complies
06	2437	-5.18	8.00	Complies
11	2462	-7.76	8.00	Complies



Date: 27\_OCT\_2021 09:104138



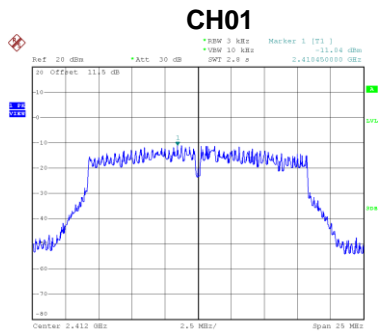
Date: 27\_OCT\_2021 09:106130



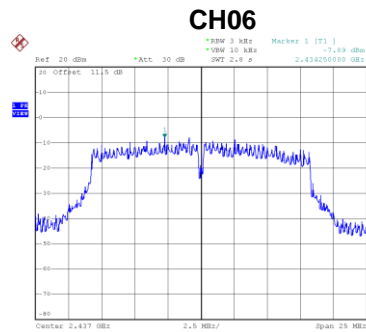
Date: 27\_OCT\_2021 09:108127

Test Mode	TX G Mode
-----------	-----------

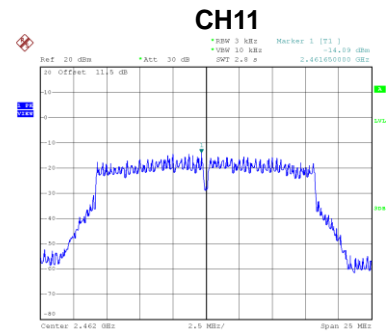
Channel	Frequency (MHz)	Power Spectral Density (dBm/3kHz)	Max. Limit (dBm/3kHz)	Result
01	2412	-11.04	8.00	Complies
06	2437	-7.89	8.00	Complies
11	2462	-14.09	8.00	Complies



Date: 27\_OCT\_2021 09:110133



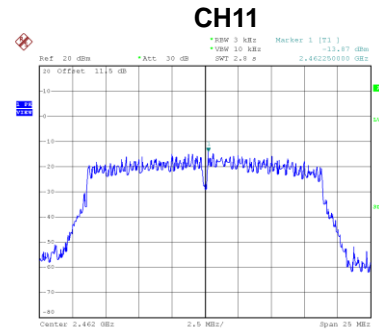
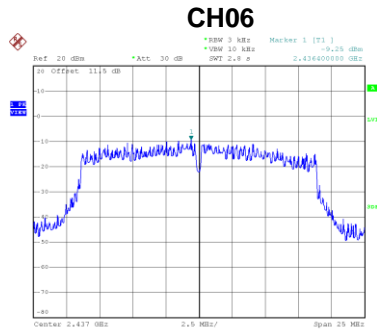
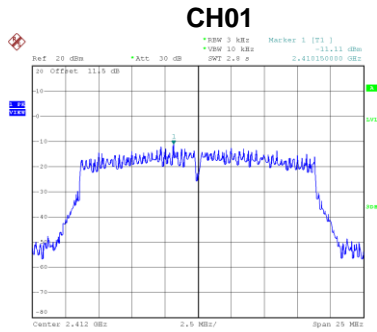
Date: 27\_OCT\_2021 09:112108



Date: 27\_OCT\_2021 09:113149

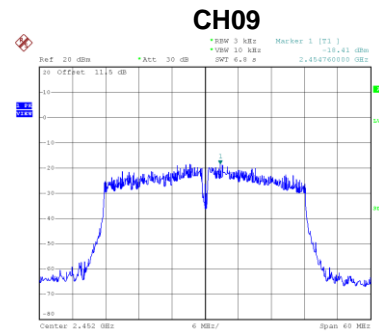
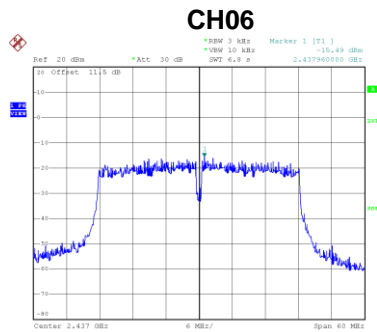
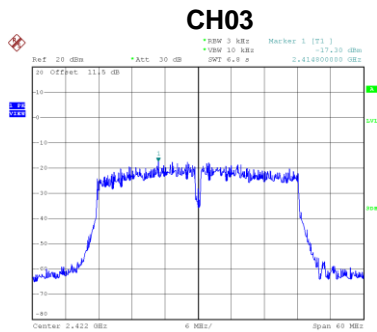
Test Mode	TX N(HT20) Mode
-----------	-----------------

Channel	Frequency (MHz)	Power Spectral Density (dBm/3kHz)	Max. Limit (dBm/3kHz)	Result
01	2412	-11.11	8.00	Complies
06	2437	-9.25	8.00	Complies
11	2462	-13.87	8.00	Complies



Test Mode	TX N(HT40) Mode
-----------	-----------------

Channel	Frequency (MHz)	Power Spectral Density (dBm/3kHz)	Max. Limit (dBm/3kHz)	Result
03	2422	-17.30	8.00	Complies
06	2437	-15.49	8.00	Complies
09	2452	-18.41	8.00	Complies



End of Test Report