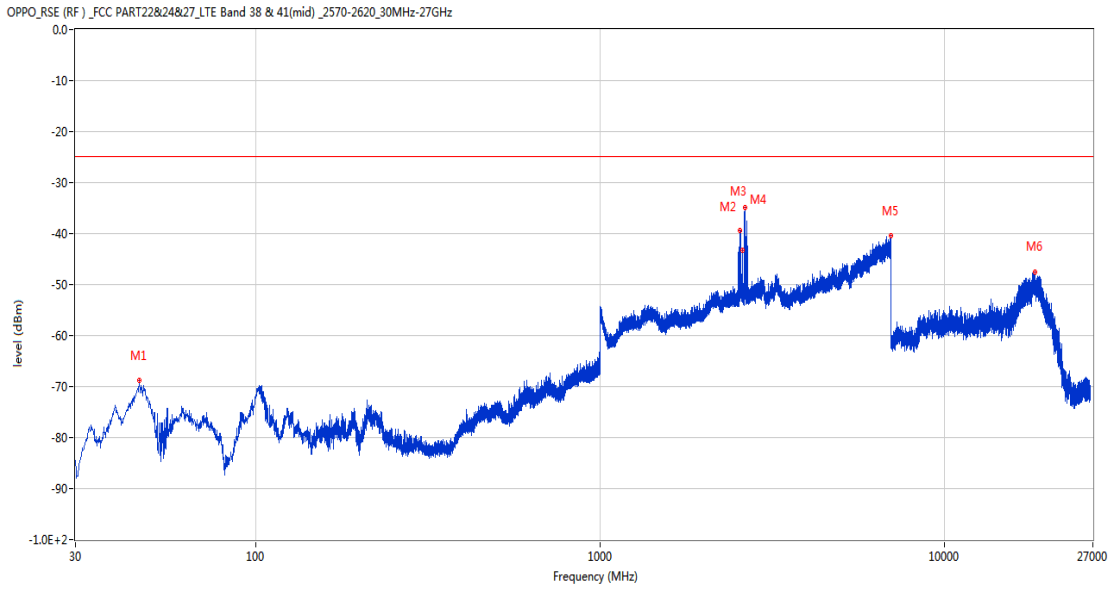


RSE-V&H CH37952 20M RB1 HIGH CH38150 20M RB1 LOW

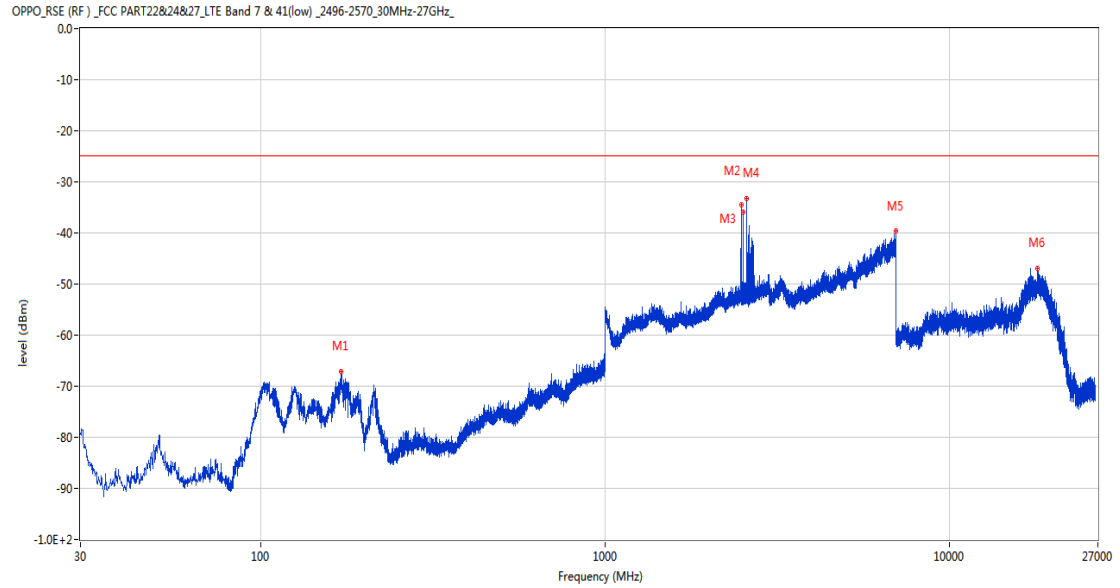


Frequency (MHz)	Result (dBm)	Factor (dB)	PK Limit (dBm)	Over Limit (dB)	Table (o)	ANT	EUT	Verdict
46.104	-68.80	-16.26	-25.0	-43.80	360.00	Vertical	Horizontal	Pass
2553.955	-39.30	3.18	-25.0	-14.30	220.00	Vertical	Horizontal	N/A
2598.877	-43.22	4.54	-25.0	-18.22	220.00	Vertical	Horizontal	N/A
2646.729	-34.95	2.76	-25.0	-9.95	220.00	Vertical	Horizontal	N/A
6990.723	-40.43	13.87	-25.0	-15.43	119.00	Vertical	Horizontal	Pass
18344.482	-47.52	10.02	-25.0	-22.52	361.00	Vertical	Horizontal	Pass

42 CA_41C

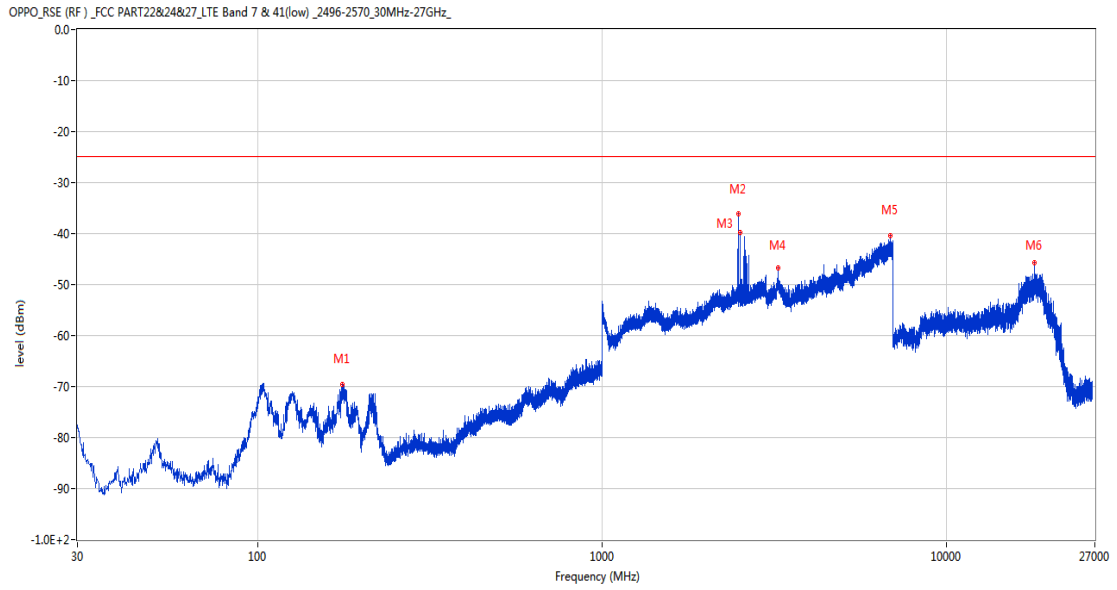
42.1 CA_41C 20MHz+5MHz, QPSK, Low Channel

RSE-H&H CH39750 20M RB1 HIGH CH39867 5M RB1 LOW



Frequency (MHz)	Result (dBm)	Factor (dB)	PK Limit (dBm)	Over Limit (dB)	Table (o)	ANT	EUT	Verdict
171.024	-67.16	-14.96	-25.0	-42.16	120.00	Horizontal	Horizontal	Pass
2487.549	-34.54	3.07	-25.0	-9.54	100.00	Horizontal	Horizontal	N/A
2514.648	-35.85	3.37	-25.0	-10.85	100.00	Horizontal	Horizontal	N/A
2578.125	-33.23	4.06	-25.0	-8.23	100.00	Horizontal	Horizontal	N/A
6999.512	-39.58	13.92	-25.0	-14.58	324.00	Horizontal	Horizontal	Pass
18061.218	-46.98	10.58	-25.0	-21.98	282.00	Horizontal	Horizontal	Pass

RSE-H&V CH39750 20M RB1 HIGH CH39867 5M RB1 LOW



Frequency (MHz)	Result (dBm)	Factor (dB)	PK Limit (dBm)	Over Limit (dB)	Table (o)	ANT	EUT	Verdict
176.234	-69.61	-14.65	-25.0	-44.61	274.00	Horizontal	Vertical	Pass
2485.596	-36.19	2.95	-25.0	-11.19	232.00	Horizontal	Vertical	N/A
2514.893	-39.84	3.38	-25.0	-14.84	257.00	Horizontal	Vertical	N/A
3255.371	-46.66	5.70	-25.0	-21.66	255.00	Horizontal	Vertical	Pass
6882.324	-40.45	12.28	-25.0	-15.45	122.00	Horizontal	Vertical	Pass
18045.654	-45.67	10.61	-25.0	-20.67	150.00	Horizontal	Vertical	Pass

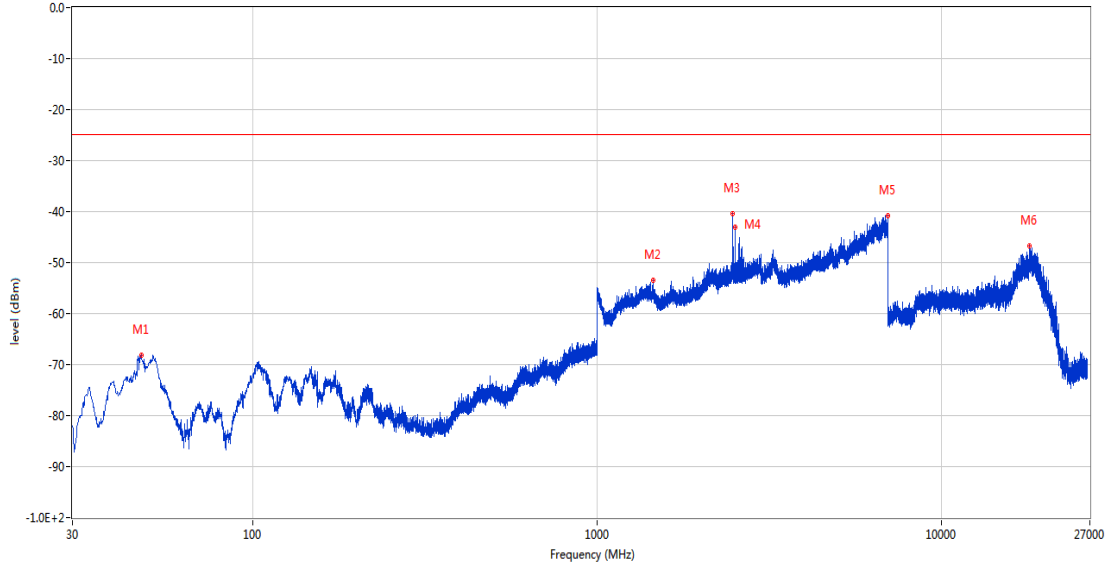
RSE-V&V CH39750 20M RB1 HIGH CH39867 5M RB1 LOW



Frequency (MHz)	Result (dBm)	Factor (dB)	PK Limit (dBm)	Over Limit (dB)	Table (o)	ANT	EUT	Verdict
46.932	-67.11	-16.12	-25.0	-42.11	48.00	Vertical	Vertical	Pass
2488.525	-33.69	3.08	-25.0	-8.69	224.00	Vertical	Vertical	N/A
2514.648	-39.19	3.37	-25.0	-14.19	249.00	Vertical	Vertical	N/A
2589.355	-37.51	2.73	-25.0	-12.51	324.00	Vertical	Vertical	N/A
6811.523	-40.71	13.17	-25.0	-15.71	127.00	Vertical	Vertical	Pass
18216.858	-47.65	10.27	-25.0	-22.65	57.00	Vertical	Vertical	Pass

RSE-V&H CH39750 20M RB1 HIGH CH39867 5M RB1 LOW

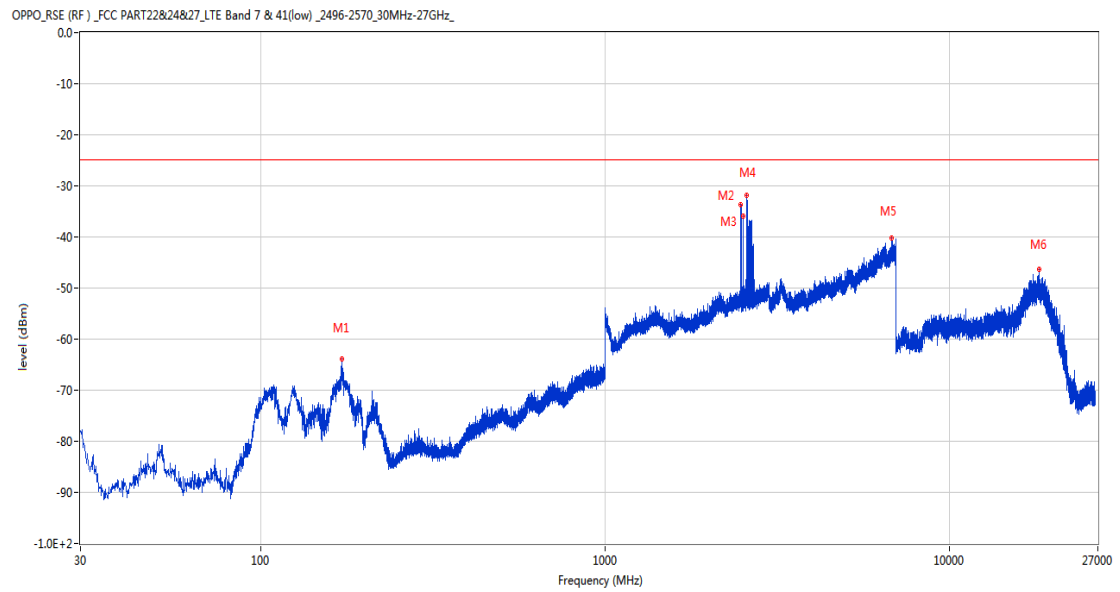
OPPO_RSE (RF) _FCC PART22&24&27_LTE Band 7 & 41(low) _2496-2570_30MHz-27GHz_



Frequency (MHz)	Result (dBm)	Factor (dB)	PK Limit (dBm)	Over Limit (dB)	Table (o)	ANT	EUT	Verdict
47.524	-68.18	-15.96	-25.0	-43.18	199.00	Vertical	Horizontal	Pass
1458.740	-53.38	-2.42	-25.0	-28.38	310.00	Vertical	Horizontal	Pass
2480.713	-40.47	2.30	-25.0	-15.47	236.00	Vertical	Horizontal	N/A
2514.404	-43.03	3.37	-25.0	-18.03	261.00	Vertical	Horizontal	N/A
6998.535	-40.76	13.94	-25.0	-15.76	131.00	Vertical	Horizontal	Pass
18035.278	-46.76	10.63	-25.0	-21.76	89.00	Vertical	Horizontal	Pass

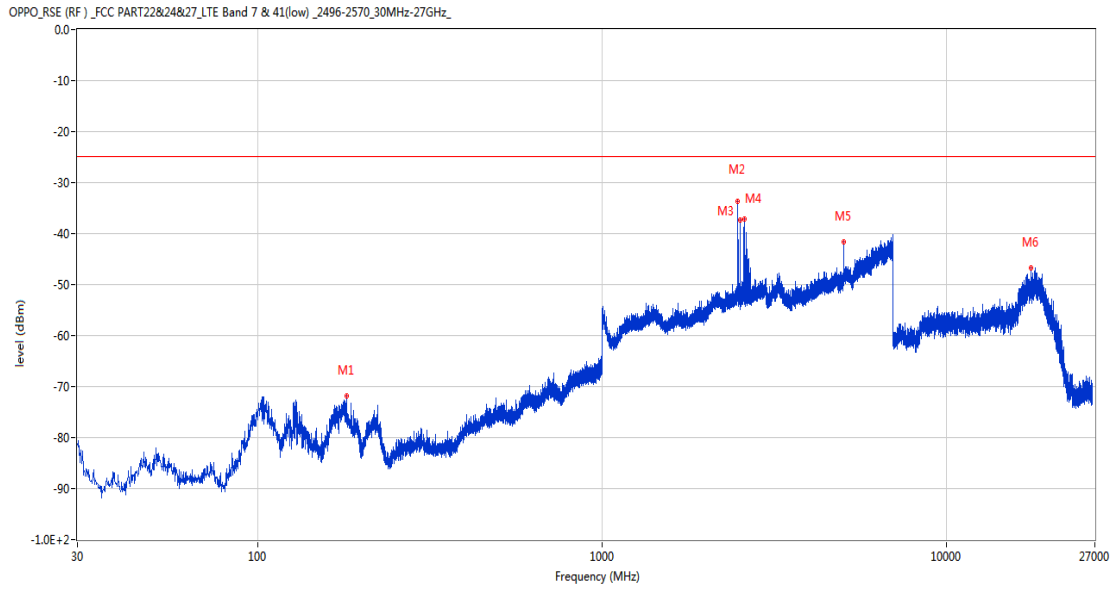
42.2 CA_41C 20MHz+5MHz, 16-QAM, Low Channel

RSE-H&H CH39750 20M RB1 HIGH CH39867 5M RB1 LOW



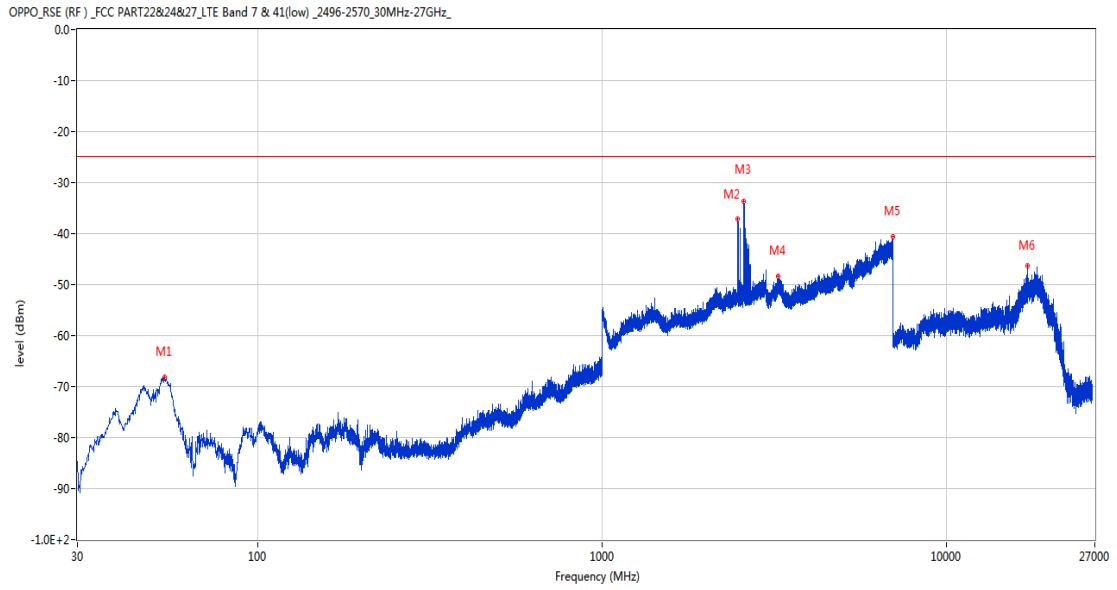
Frequency (MHz)	Result (dBm)	Factor (dB)	PK Limit (dBm)	Over Limit (dB)	Table (o)	ANT	EUT	Verdict
171.853	-63.91	-14.86	-25.0	-38.91	105.00	Horizontal	Horizontal	Pass
2484.375	-33.69	2.80	-25.0	-8.69	74.00	Horizontal	Horizontal	N/A
2514.893	-35.83	3.38	-25.0	-10.83	61.00	Horizontal	Horizontal	N/A
2581.055	-31.87	3.69	-25.0	-6.87	74.00	Horizontal	Horizontal	N/A
6788.086	-40.24	12.86	-25.0	-15.24	259.00	Horizontal	Horizontal	Pass
18246.948	-46.26	10.21	-25.0	-21.26	31.00	Horizontal	Horizontal	Pass

RSE-H&V CH39750 20M RB1 HIGH CH39867 5M RB1 LOW



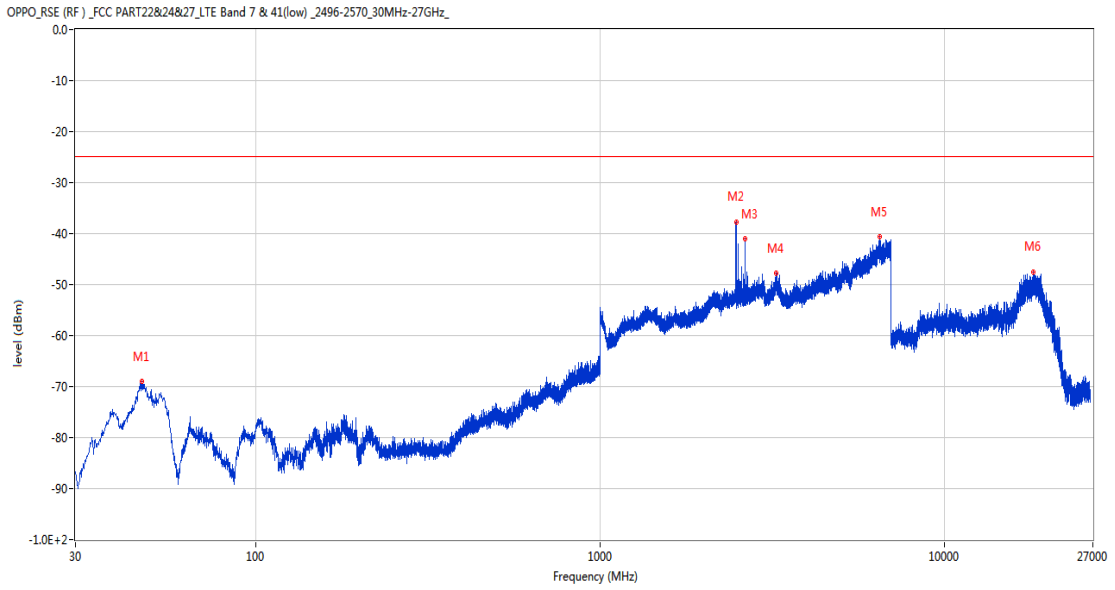
Frequency (MHz)	Result (dBm)	Factor (dB)	PK Limit (dBm)	Over Limit (dB)	Table (o)	ANT	EUT	Verdict
181.326	-71.79	-14.64	-25.0	-46.79	288.00	Horizontal	Vertical	Pass
2483.154	-33.61	2.66	-25.0	-8.61	260.00	Horizontal	Vertical	N/A
2514.648	-37.38	3.37	-25.0	-12.38	243.00	Horizontal	Vertical	N/A
2595.459	-37.24	2.81	-25.0	-12.24	191.00	Horizontal	Vertical	N/A
5029.785	-41.72	6.59	-25.0	-16.72	142.00	Horizontal	Vertical	Pass
17644.318	-46.79	10.20	-25.0	-21.79	175.00	Horizontal	Vertical	Pass

RSE-V&V CH39750 20M RB1 HIGH CH39867 5M RB1 LOW



Frequency (MHz)	Result (dBm)	Factor (dB)	PK Limit (dBm)	Over Limit (dB)	Table (o)	ANT	EUT	Verdict
53.800	-68.18	-14.61	-25.0	-43.18	270.00	Vertical	Vertical	Pass
2484.131	-37.18	2.77	-25.0	-12.18	52.00	Vertical	Vertical	N/A
2583.496	-33.75	3.13	-25.0	-8.75	361.00	Vertical	Vertical	N/A
3252.441	-48.42	5.89	-25.0	-23.42	106.00	Vertical	Vertical	Pass
6993.652	-40.58	13.91	-25.0	-15.58	72.00	Vertical	Vertical	Pass
17254.669	-46.35	11.49	-25.0	-21.35	359.00	Vertical	Vertical	Pass

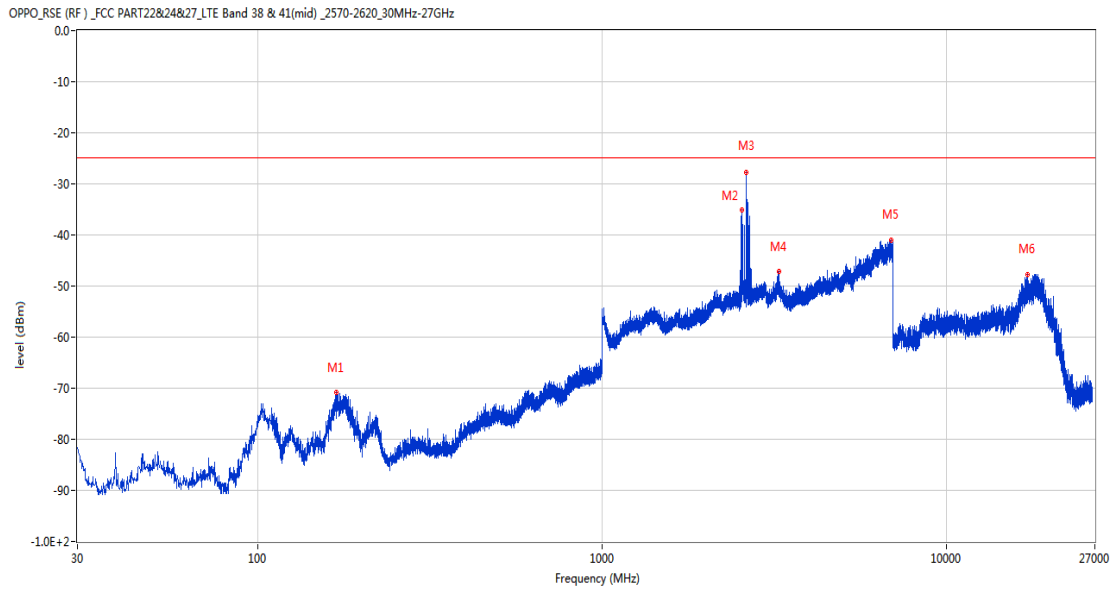
RSE-V&H CH39750 20M RB1 HIGH CH39867 5M RB1 LOW



Frequency (MHz)	Result (dBm)	Factor (dB)	PK Limit (dBm)	Over Limit (dB)	Table (o)	ANT	EUT	Verdict
46.696	-68.89	-16.15	-25.0	-43.89	267.00	Vertical	Horizontal	Pass
2485.107	-37.77	2.89	-25.0	-12.77	120.00	Vertical	Horizontal	N/A
2637.207	-40.97	2.34	-25.0	-15.97	226.00	Vertical	Horizontal	Pass
3243.164	-47.69	6.27	-25.0	-22.69	3.00	Vertical	Horizontal	Pass
6478.516	-40.69	12.37	-25.0	-15.69	351.00	Vertical	Horizontal	Pass
18087.158	-47.48	10.53	-25.0	-22.48	156.00	Vertical	Horizontal	Pass

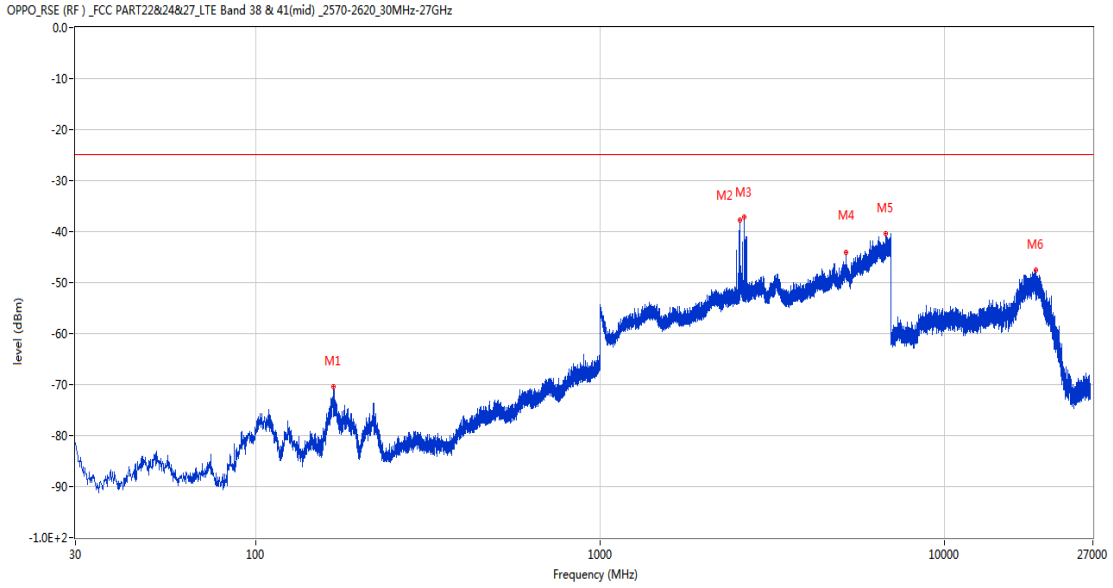
42.3 CA_41C 20MHz+5MHz, QPSK, Middle Channel

RSE-H&H CH40595 20M RB1 HIGH CH40712 5M RB1 LOW



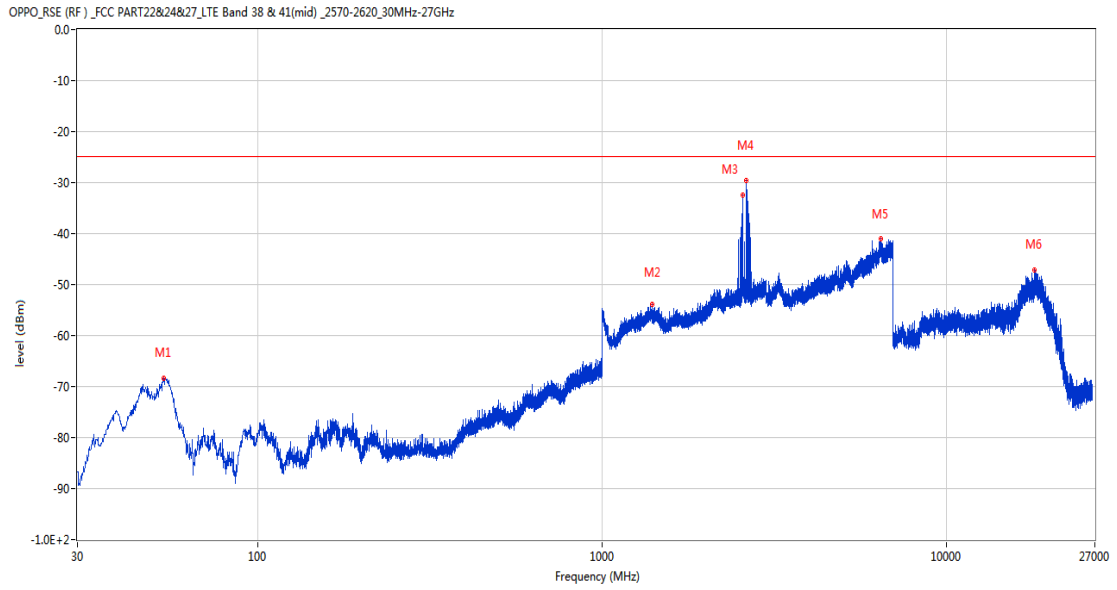
Frequency (MHz)	Result (dBm)	Factor (dB)	PK Limit (dBm)	Over Limit (dB)	Table (o)	ANT	EUT	Verdict
169.603	-70.81	-15.14	-25.0	-45.81	131.00	Horizontal	Horizontal	Pass
2552.979	-35.09	3.30	-25.0	-10.09	285.00	Horizontal	Horizontal	N/A
2626.953	-27.78	3.60	-25.0	-2.78	89.00	Horizontal	Horizontal	N/A
3267.090	-47.18	5.36	-25.0	-22.18	-1.00	Horizontal	Horizontal	Pass
6922.363	-40.99	12.41	-25.0	-15.99	179.00	Horizontal	Horizontal	Pass
17221.344	-47.77	10.79	-25.0	-22.77	344.00	Horizontal	Horizontal	Pass

RSE-H&V CH40595 20M RB1 HIGH CH40712 5M RB1 LOW



Frequency (MHz)	Result (dBm)	Factor (dB)	PK Limit (dBm)	Over Limit (dB)	Table (o)	ANT	EUT	Verdict
168.774	-70.36	-15.16	-25.0	-45.36	118.00	Horizontal	Vertical	Pass
2548.584	-37.78	3.17	-25.0	-12.78	274.00	Horizontal	Vertical	N/A
2630.859	-37.13	3.62	-25.0	-12.13	274.00	Horizontal	Vertical	N/A
5198.730	-44.12	7.50	-25.0	-19.12	286.00	Horizontal	Vertical	Pass
6775.391	-40.46	12.86	-25.0	-15.46	324.00	Horizontal	Vertical	Pass
18411.926	-47.64	9.88	-25.0	-22.64	259.00	Horizontal	Vertical	Pass

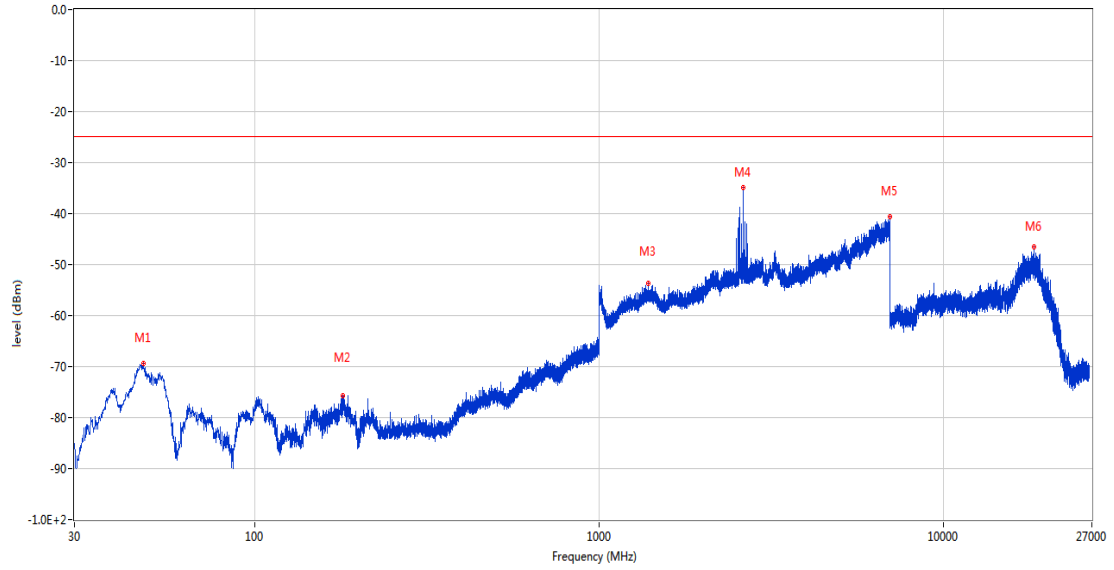
RSE-V&V CH40595 20M RB1 HIGH CH40712 5M RB1 LOW



Frequency (MHz)	Result (dBm)	Factor (dB)	PK Limit (dBm)	Over Limit (dB)	Table (o)	ANT	EUT	Verdict
53.326	-68.44	-14.66	-25.0	-43.44	306.00	Vertical	Vertical	Pass
1395.996	-53.87	-1.85	-25.0	-28.87	360.00	Vertical	Vertical	Pass
2561.523	-32.41	4.77	-25.0	-7.41	300.00	Vertical	Vertical	N/A
2629.150	-29.53	3.40	-25.0	-4.53	284.00	Vertical	Vertical	N/A
6460.937	-41.03	12.87	-25.0	-16.03	298.00	Vertical	Vertical	Pass
18038.391	-47.06	10.62	-25.0	-22.06	6.00	Vertical	Vertical	Pass

RSE-V&H CH40595 20M RB1 HIGH CH40712 5M RB1 LOW

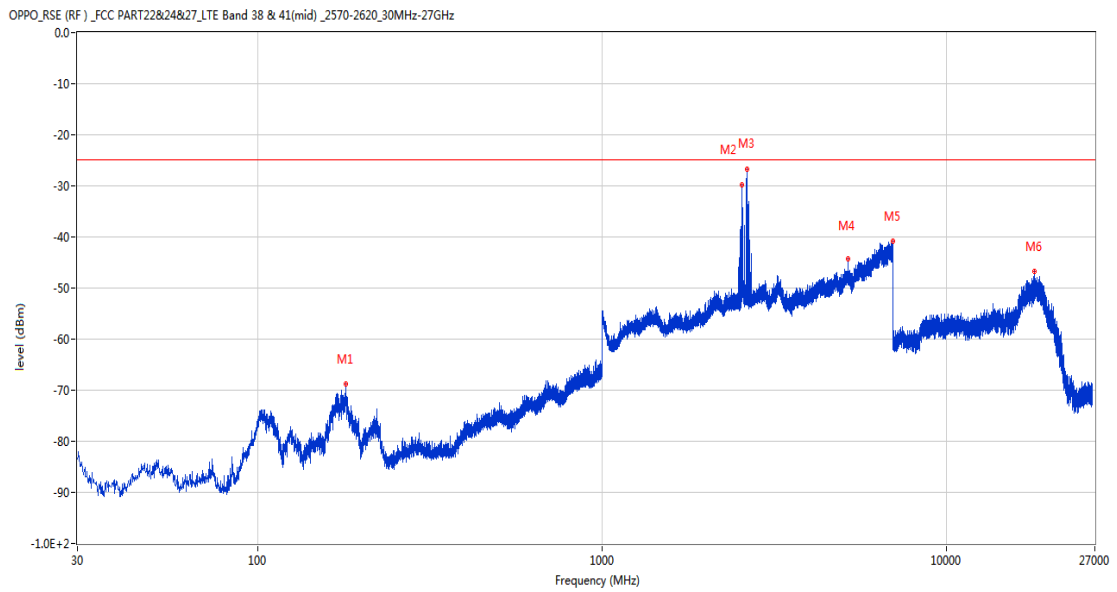
OPPO_RSE (RF) _FCC PART22&24&27_LTE Band 38 & 41(mid) _2570-2620_30MHz-27GHz



Frequency (MHz)	Result (dBm)	Factor (dB)	PK Limit (dBm)	Over Limit (dB)	Table (o)	ANT	EUT	Verdict
47.524	-69.39	-15.99	-25.0	-44.39	277.00	Vertical	Horizontal	Pass
180.260	-75.76	-14.55	-25.0	-50.76	193.00	Vertical	Horizontal	Pass
1394.531	-53.77	-1.79	-25.0	-28.77	334.00	Vertical	Horizontal	Pass
2625.732	-34.86	3.66	-25.0	-9.86	251.00	Vertical	Horizontal	N/A
6995.605	-40.60	13.79	-25.0	-15.60	189.00	Vertical	Horizontal	Pass
18372.498	-46.48	9.96	-25.0	-21.48	1.00	Vertical	Horizontal	Pass

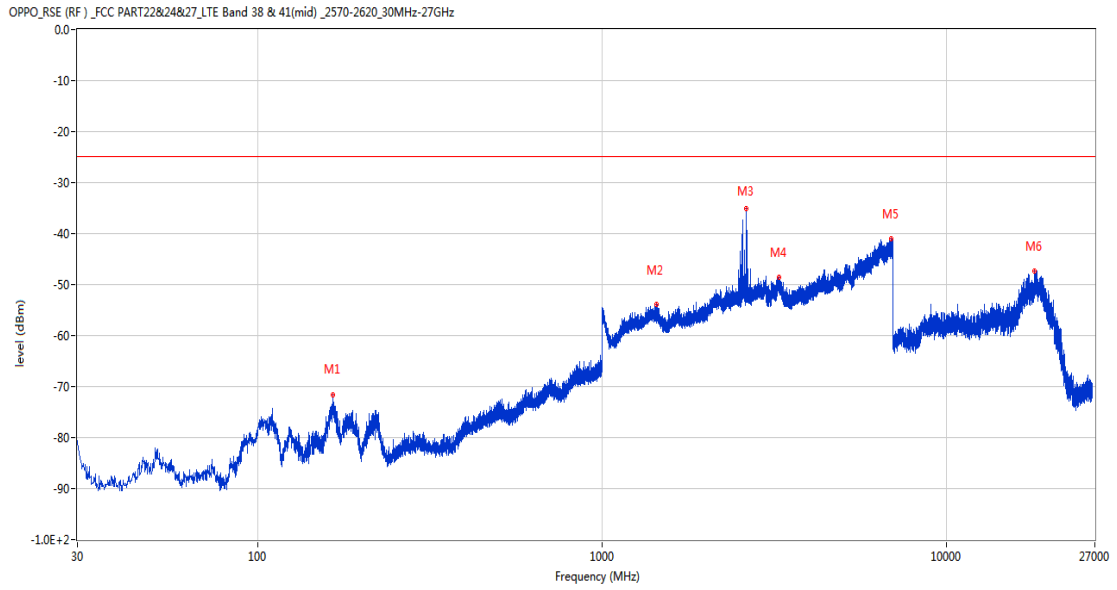
42.4 CA_41C 20MHz+5MHz, 16-QAM, Middle Channel

RSE-H&H CH40595 20M RB1 HIGH CH40712 5M RB1 LOW



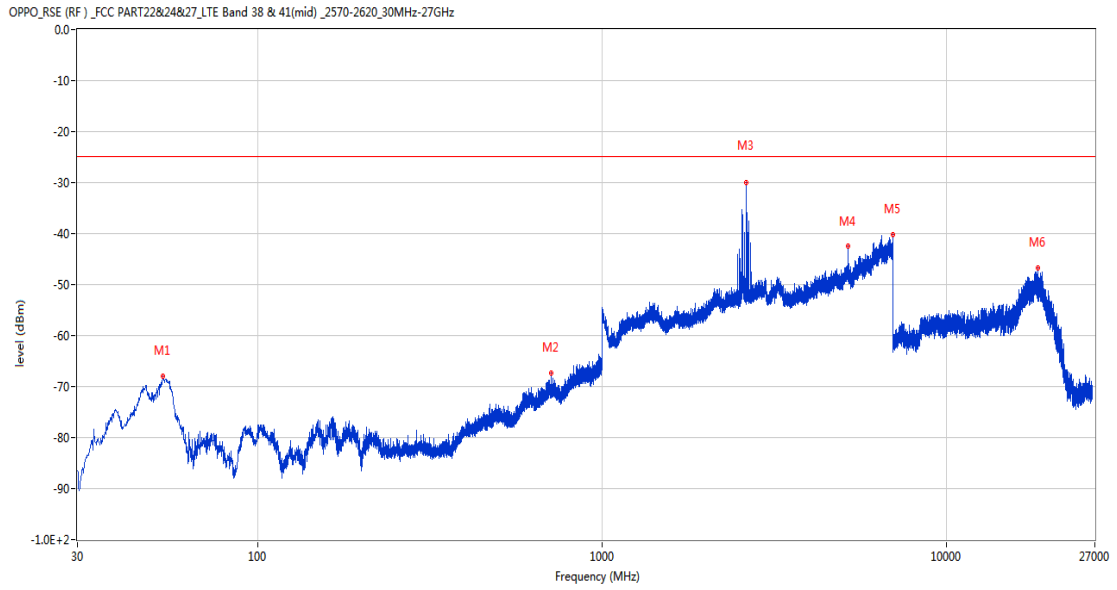
Frequency (MHz)	Result (dBm)	Factor (dB)	PK Limit (dBm)	Over Limit (dB)	Table (o)	ANT	EUT	Verdict
180.852	-68.71	-14.59	-25.0	-43.71	280.00	Horizontal	Horizontal	Pass
2545.410	-29.78	2.75	-25.0	-4.78	65.00	Horizontal	Horizontal	N/A
2634.766	-26.70	3.35	-25.0	-1.70	65.00	Horizontal	Horizontal	N/A
5198.730	-44.35	7.50	-25.0	-19.35	66.00	Horizontal	Horizontal	Pass
6991.699	-40.88	13.92	-25.0	-15.88	340.00	Horizontal	Horizontal	Pass
18079.895	-46.70	10.54	-25.0	-21.70	59.00	Horizontal	Horizontal	Pass

RSE-H&V CH40595 20M RB1 HIGH CH40712 5M RB1 LOW



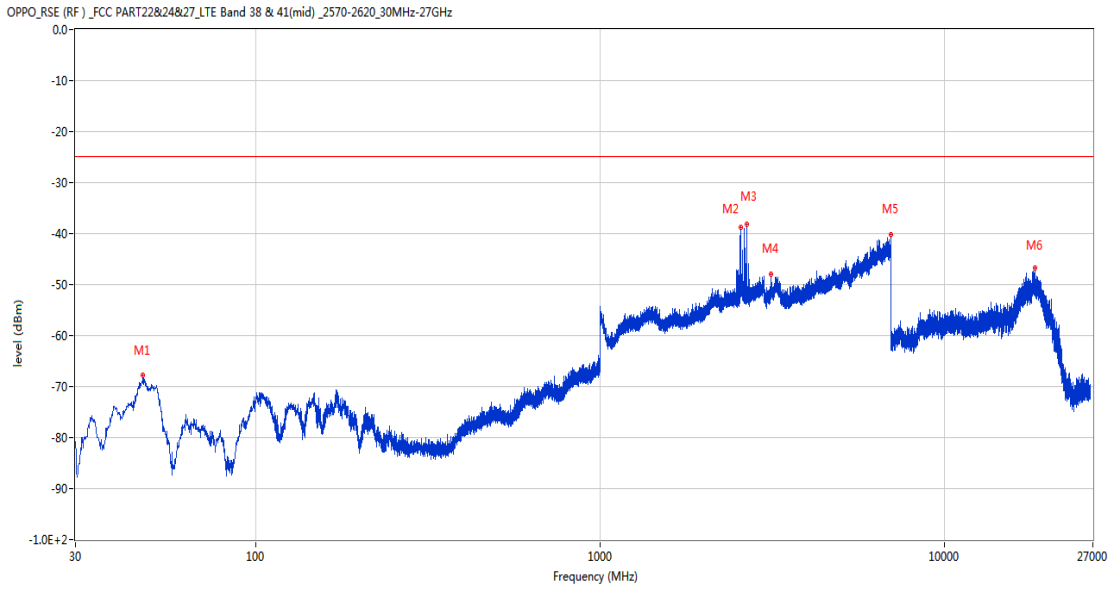
Frequency (MHz)	Result (dBm)	Factor (dB)	PK Limit (dBm)	Over Limit (dB)	Table (o)	ANT	EUT	Verdict
165.341	-71.63	-15.49	-25.0	-46.63	127.00	Horizontal	Vertical	Pass
1436.279	-53.79	-2.00	-25.0	-28.79	-1.00	Horizontal	Vertical	Pass
2629.883	-35.09	3.49	-25.0	-10.09	181.00	Horizontal	Vertical	N/A
3268.066	-48.63	5.37	-25.0	-23.63	297.00	Horizontal	Vertical	Pass
6910.645	-41.06	12.17	-25.0	-16.06	217.00	Horizontal	Vertical	Pass
18077.820	-47.27	10.55	-25.0	-22.27	113.00	Horizontal	Vertical	Pass

RSE-V&V CH40595 20M RB1 HIGH CH40712 5M RB1 LOW



Frequency (MHz)	Result (dBm)	Factor (dB)	PK Limit (dBm)	Over Limit (dB)	Table (o)	ANT	EUT	Verdict
52.971	-68.01	-14.69	-25.0	-43.01	138.00	Vertical	Vertical	Pass
711.913	-67.44	0.42	-25.0	-42.44	247.00	Vertical	Vertical	Pass
2627.441	-29.94	3.54	-25.0	-4.94	96.00	Vertical	Vertical	N/A
5198.730	-42.39	7.50	-25.0	-17.39	261.00	Vertical	Vertical	Pass
6982.422	-40.29	13.53	-25.0	-15.29	278.00	Vertical	Vertical	Pass
18425.415	-46.73	9.86	-25.0	-21.73	162.00	Vertical	Vertical	Pass

RSE-V&H CH40595 20M RB1 HIGH CH40712 5M RB1 LOW

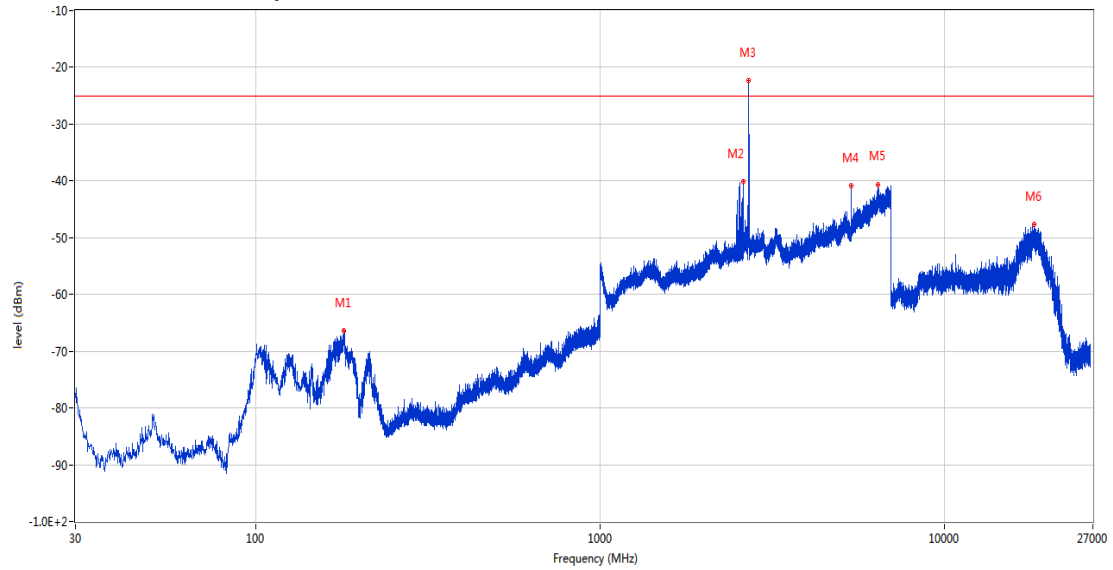


Frequency (MHz)	Result (dBm)	Factor (dB)	PK Limit (dBm)	Over Limit (dB)	Table (o)	ANT	EUT	Verdict
47.169	-67.83	-16.11	-25.0	-42.83	273.00	Vertical	Horizontal	Pass
2557.617	-38.84	2.92	-25.0	-13.84	110.00	Vertical	Horizontal	N/A
2668.213	-38.15	2.96	-25.0	-13.15	238.00	Vertical	Horizontal	N/A
3144.043	-48.05	4.97	-25.0	-23.05	211.00	Vertical	Horizontal	Pass
6979.004	-40.14	13.39	-25.0	-15.14	274.00	Vertical	Horizontal	Pass
18355.896	-46.69	10.00	-25.0	-21.69	270.00	Vertical	Horizontal	Pass

42.5 CA_41C 20MHz+5MHz, QPSK, High Channel

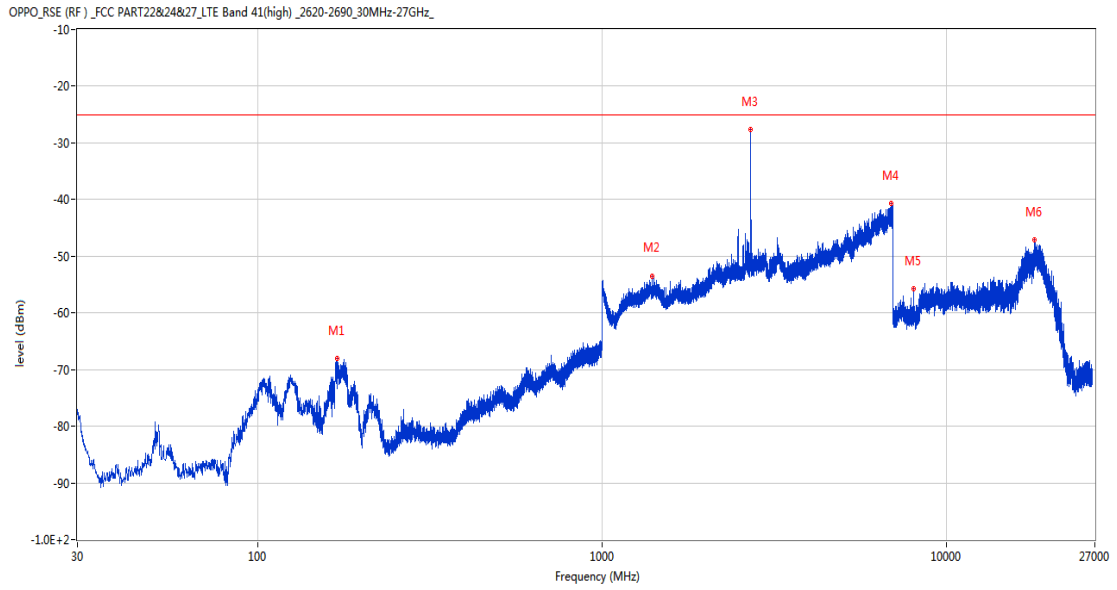
RSE-H&H CH41440 20M RB1 HIGH CH41557 5M RB1 LOW

OPPO_RSE (RF) _FCC PART22&24&27_LTE Band 41(high) _2620-2690_30MHz-27GHz_



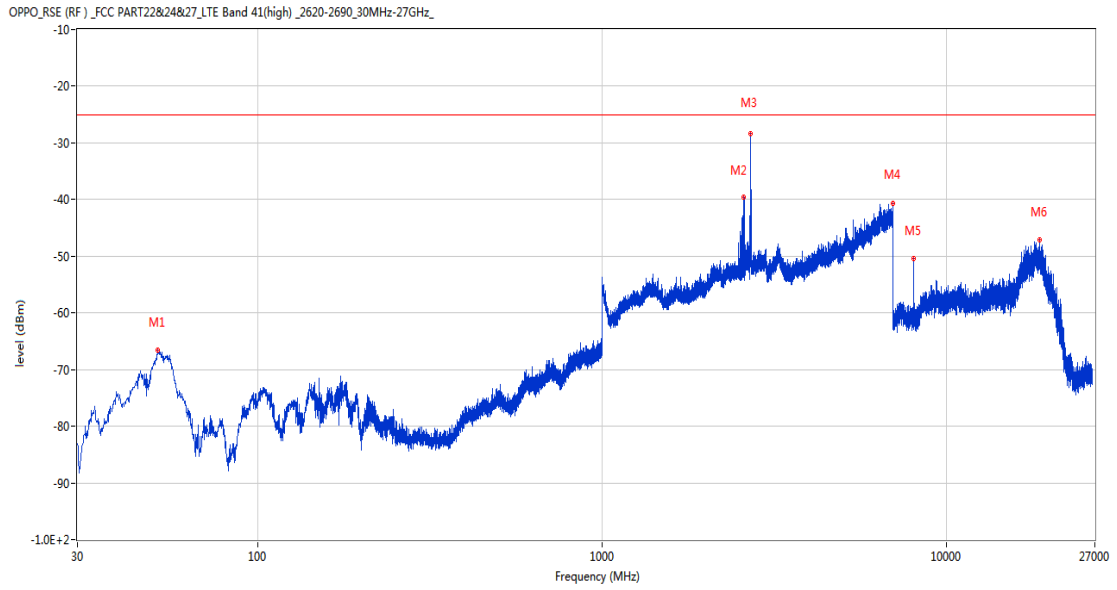
Frequency (MHz)	Result (dBm)	Factor (dB)	PK Limit (dBm)	Over Limit (dB)	Table (o)	ANT	EUT	Verdict
180.378	-66.40	-14.56	-25.0	-41.40	308.00	Horizontal	Horizontal	Pass
2612.305	-40.04	4.28	-25.0	-15.04	361.00	Horizontal	Horizontal	N/A
2697.998	-22.22	4.68	-25.0	2.78	37.00	Horizontal	Horizontal	N/A
5367.676	-40.80	6.84	-25.0	-15.80	103.00	Horizontal	Horizontal	Pass
6404.297	-40.59	11.74	-25.0	-15.59	221.00	Horizontal	Horizontal	Pass
18213.745	-47.70	10.28	-25.0	-22.70	137.00	Horizontal	Horizontal	Pass

RSE-H&V CH41440 20M RB1 HIGH CH41557 5M RB1 LOW



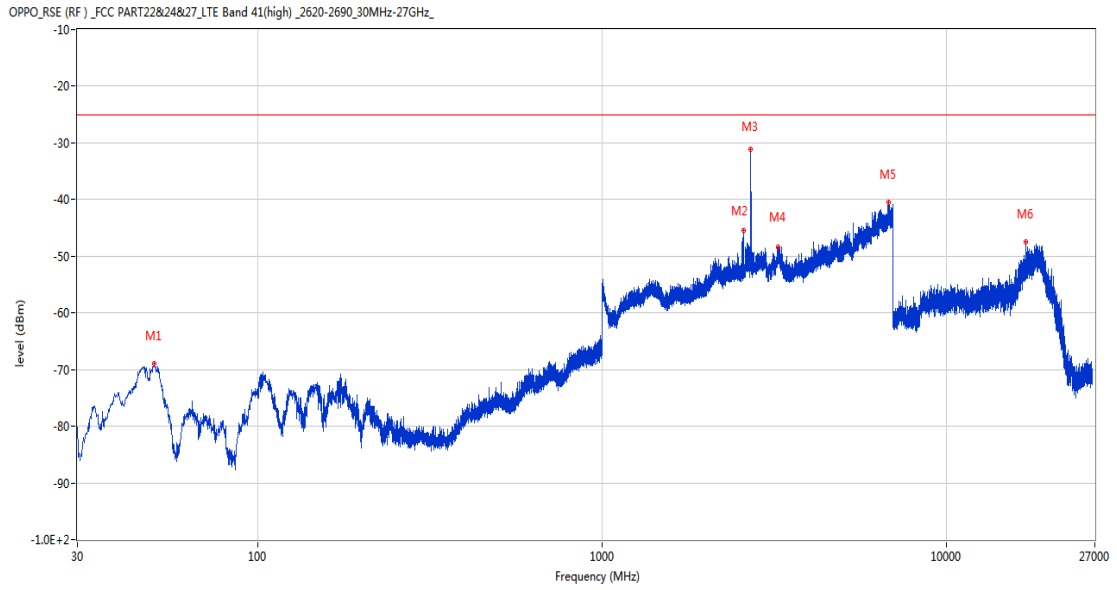
Frequency (MHz)	Result (dBm)	Factor (dB)	PK Limit (dBm)	Over Limit (dB)	Table (o)	ANT	EUT	Verdict
170.551	-68.01	-15.08	-25.0	-43.01	107.00	Horizontal	Vertical	Pass
1399.414	-53.53	-1.84	-25.0	-28.53	248.00	Horizontal	Vertical	Pass
2696.289	-27.61	4.71	-25.0	-2.61	219.00	Horizontal	Vertical	N/A
6916.504	-40.68	12.35	-25.0	-15.68	39.00	Horizontal	Vertical	Pass
8052.155	-55.74	-2.39	-25.0	-30.74	160.00	Horizontal	Vertical	Pass
18059.143	-47.19	10.58	-25.0	-22.19	315.00	Horizontal	Vertical	Pass

RSE-V&V CH41440 20M RB1 HIGH CH41557 5M RB1 LOW



Frequency (MHz)	Result (dBm)	Factor (dB)	PK Limit (dBm)	Over Limit (dB)	Table (o)	ANT	EUT	Verdict
51.432	-66.57	-14.78	-25.0	-41.57	194.00	Vertical	Vertical	Pass
2584.961	-39.55	2.33	-25.0	-14.55	0.00	Vertical	Vertical	N/A
2701.172	-28.42	4.21	-25.0	-3.42	110.00	Vertical	Vertical	N/A
6998.047	-40.75	13.96	-25.0	-15.75	48.00	Vertical	Vertical	Pass
8051.453	-50.44	-2.40	-25.0	-25.44	174.00	Vertical	Vertical	Pass
18636.047	-47.07	9.44	-25.0	-22.07	198.00	Vertical	Vertical	Pass

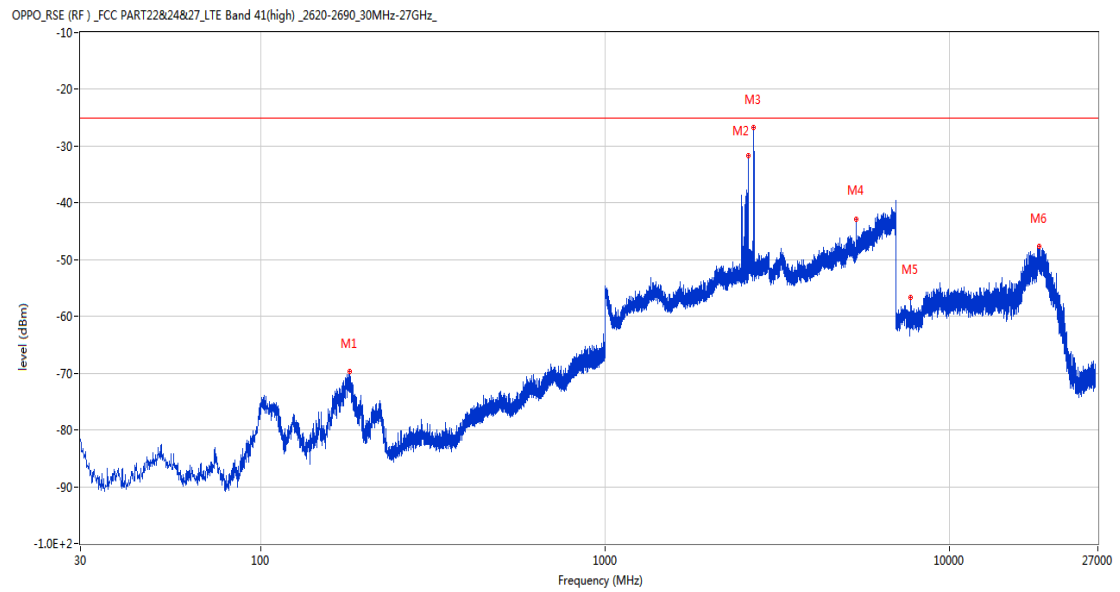
RSE-V&H CH41440 20M RB1 HIGH CH41557 5M RB1 LOW



Frequency (MHz)	Result (dBm)	Factor (dB)	PK Limit (dBm)	Over Limit (dB)	Table (o)	ANT	EUT	Verdict
50.129	-68.91	-14.93	-25.0	-43.91	122.00	Vertical	Horizontal	Pass
2576.416	-45.52	3.05	-25.0	-20.52	231.00	Vertical	Horizontal	N/A
2699.707	-31.06	4.50	-25.0	-6.06	-2.00	Vertical	Horizontal	N/A
3248.047	-48.45	6.03	-25.0	-23.45	158.00	Vertical	Horizontal	Pass
6802.246	-40.49	13.12	-25.0	-15.49	35.00	Vertical	Horizontal	Pass
17065.613	-47.51	9.97	-25.0	-22.51	361.00	Vertical	Horizontal	Pass

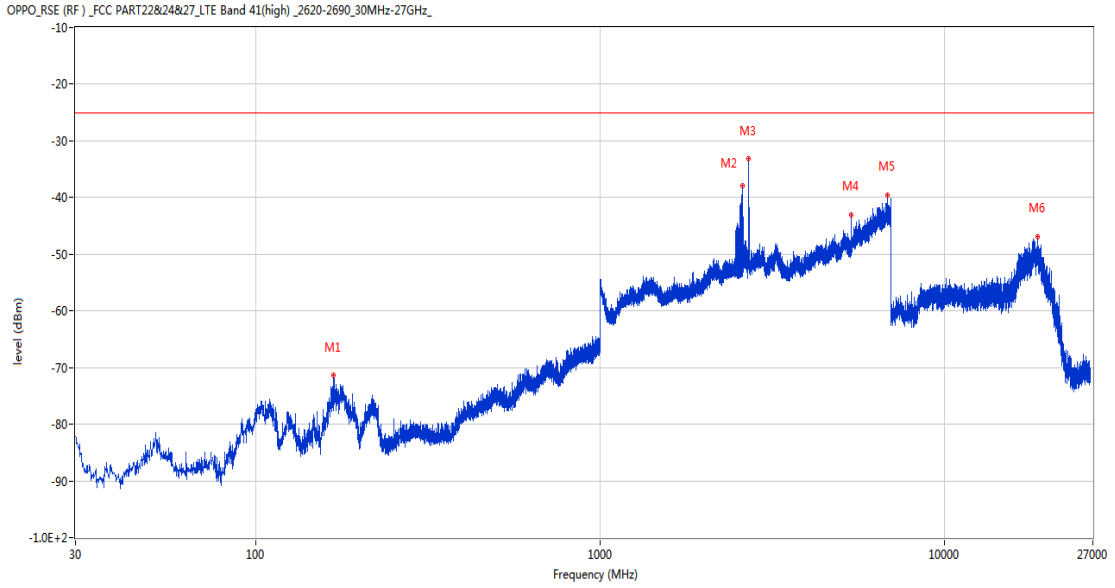
42.6 CA_41C 20MHz+5MHz, 16-QAM, High Channel

RSE-H&H CH41440 20M RB1 HIGH CH41557 5M RB1 LOW



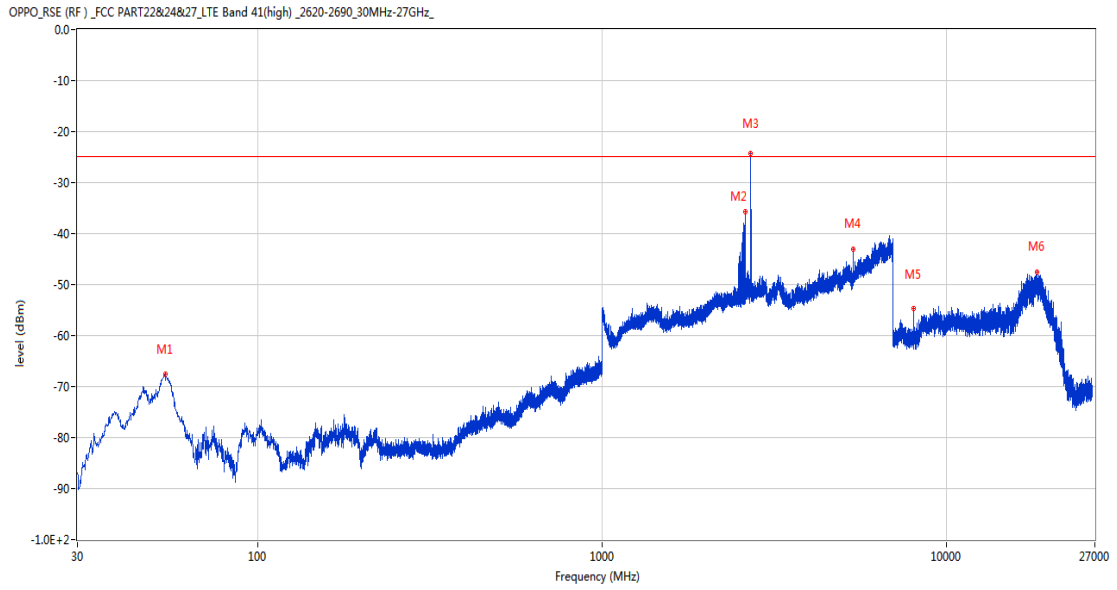
Frequency (MHz)	Result (dBm)	Factor (dB)	PK Limit (dBm)	Over Limit (dB)	Table (o)	ANT	EUT	Verdict
181.444	-69.69	-14.67	-25.0	-44.69	300.00	Horizontal	Horizontal	Pass
2605.957	-31.61	3.09	-25.0	-6.61	49.00	Horizontal	Horizontal	N/A
2697.754	-26.77	4.68	-25.0	-1.77	360.00	Horizontal	Horizontal	N/A
5367.676	-42.88	6.84	-25.0	-17.88	101.00	Horizontal	Horizontal	Pass
7722.260	-56.57	-3.01	-25.0	-31.57	0.00	Horizontal	Horizontal	Pass
18255.249	-47.66	10.19	-25.0	-22.66	332.00	Horizontal	Horizontal	Pass

RSE-H&V CH41440 20M RB1 HIGH CH41557 5M RB1 LOW



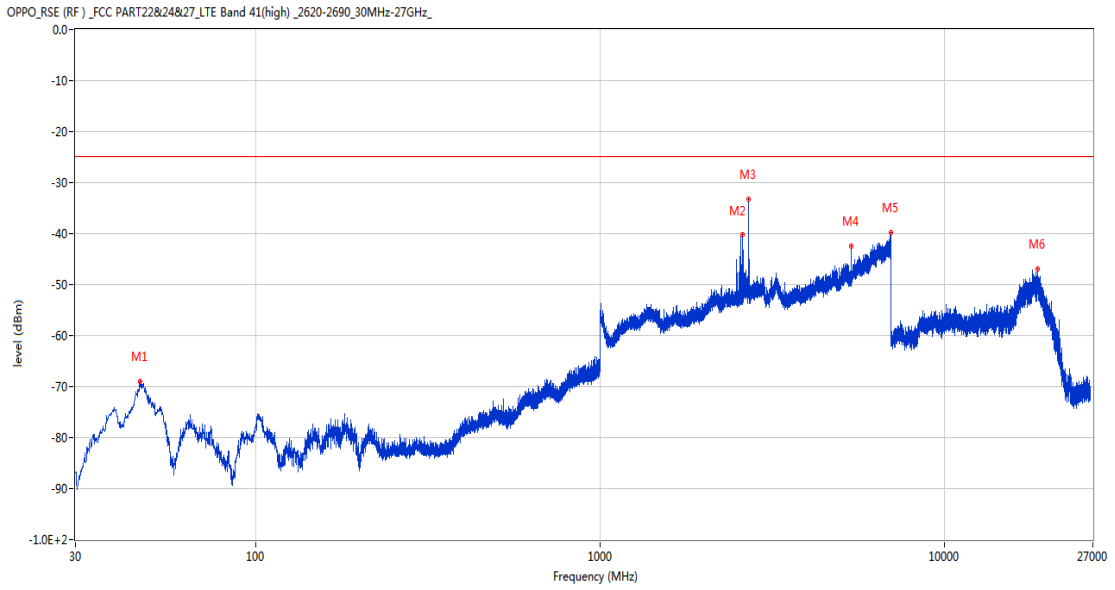
Frequency (MHz)	Result (dBm)	Factor (dB)	PK Limit (dBm)	Over Limit (dB)	Table (o)	ANT	EUT	Verdict
168.774	-71.38	-15.18	-25.0	-46.38	125.00	Horizontal	Vertical	Pass
2599.365	-37.93	2.66	-25.0	-12.93	267.00	Horizontal	Vertical	N/A
2705.322	-33.17	3.88	-25.0	-8.17	203.00	Horizontal	Vertical	N/A
5367.676	-42.97	6.84	-25.0	-17.97	171.00	Horizontal	Vertical	Pass
6823.730	-39.58	12.98	-25.0	-14.58	99.00	Horizontal	Vertical	Pass
18641.235	-46.86	9.43	-25.0	-21.86	293.00	Horizontal	Vertical	Pass

RSE-V&V CH41440 20M RB1 HIGH CH41557 5M RB1 LOW



Frequency (MHz)	Result (dBm)	Factor (dB)	PK Limit (dBm)	Over Limit (dB)	Table (o)	ANT	EUT	Verdict
53.918	-67.62	-14.57	-25.0	-42.62	308.00	Vertical	Vertical	Pass
2612.549	-35.81	4.46	-25.0	-10.81	331.00	Vertical	Vertical	N/A
2697.754	-24.23	4.68	-25.0	0.77	360.00	Vertical	Vertical	N/A
5367.676	-43.01	6.84	-25.0	-18.01	154.00	Vertical	Vertical	Pass
8051.453	-54.75	-2.40	-25.0	-29.75	139.00	Vertical	Vertical	Pass
18366.272	-47.58	9.98	-25.0	-22.58	128.00	Vertical	Vertical	Pass

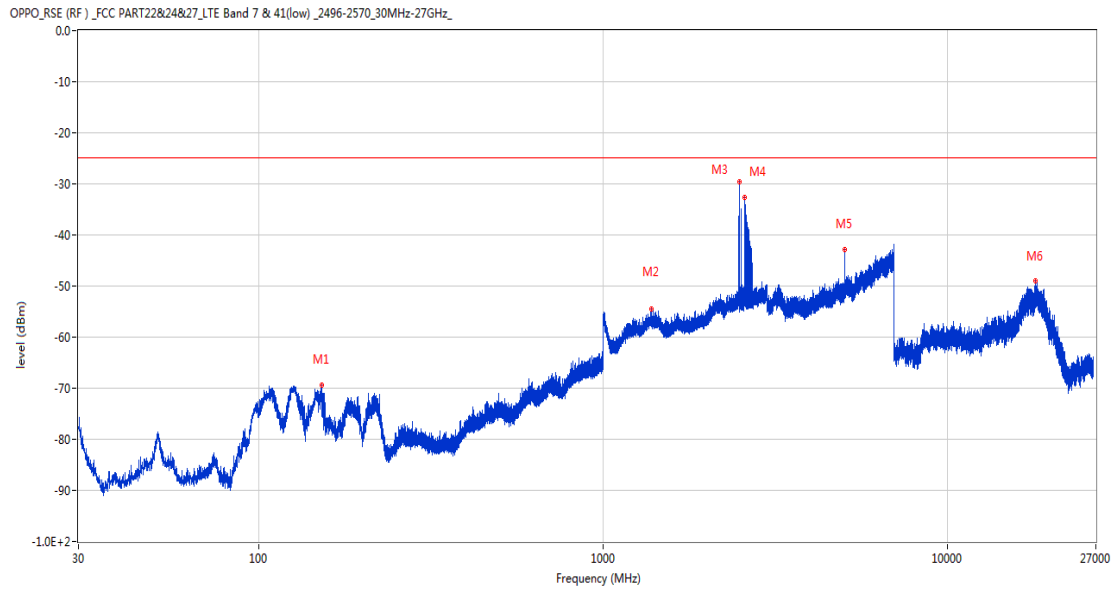
RSE-V&H CH41440 20M RB1 HIGH CH41557 5M RB1 LOW



Frequency (MHz)	Result (dBm)	Factor (dB)	PK Limit (dBm)	Over Limit (dB)	Table (o)	ANT	EUT	Verdict
46.340	-69.02	-16.23	-25.0	-44.02	17.00	Vertical	Horizontal	Pass
2587.891	-40.17	2.46	-25.0	-15.17	211.00	Vertical	Horizontal	N/A
2704.590	-33.31	3.91	-25.0	-8.31	250.00	Vertical	Horizontal	N/A
5367.676	-42.37	6.84	-25.0	-17.37	133.00	Vertical	Horizontal	Pass
6990.234	-39.85	13.83	-25.0	-14.85	72.00	Vertical	Horizontal	Pass
18613.220	-46.97	9.49	-25.0	-21.97	273.00	Vertical	Horizontal	Pass

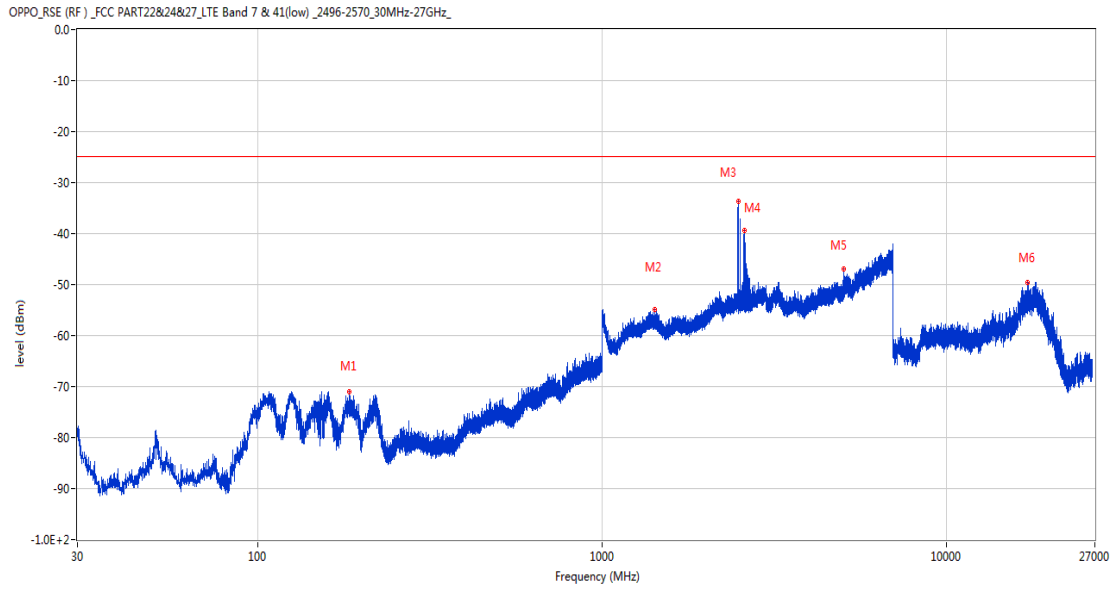
42.7 CA_41C 20MHz+20MHz, QPSK, Low Channel

RSE-H&H CH39750 20M RB1 HIGH CH39948 20M RB1 LOW



Frequency (MHz)	Result (dBm)	Factor (dB)	PK Limit (dBm)	Over Limit (dB)	Table (o)	ANT	EUT	Verdict
152.608	-69.31	-15.36	-25.0	-44.31	101.00	Horizontal	Horizontal	Pass
1380.400	-54.45	-1.93	-25.0	-29.45	226.00	Horizontal	Horizontal	Pass
2487.200	-29.66	3.07	-25.0	-4.66	80.00	Horizontal	Horizontal	N/A
2577.800	-32.60	4.09	-25.0	-7.60	75.00	Horizontal	Horizontal	N/A
5029.800	-42.91	6.59	-25.0	-17.91	71.00	Horizontal	Horizontal	Pass
18065.025	-49.03	10.57	-25.0	-24.03	199.00	Horizontal	Horizontal	Pass

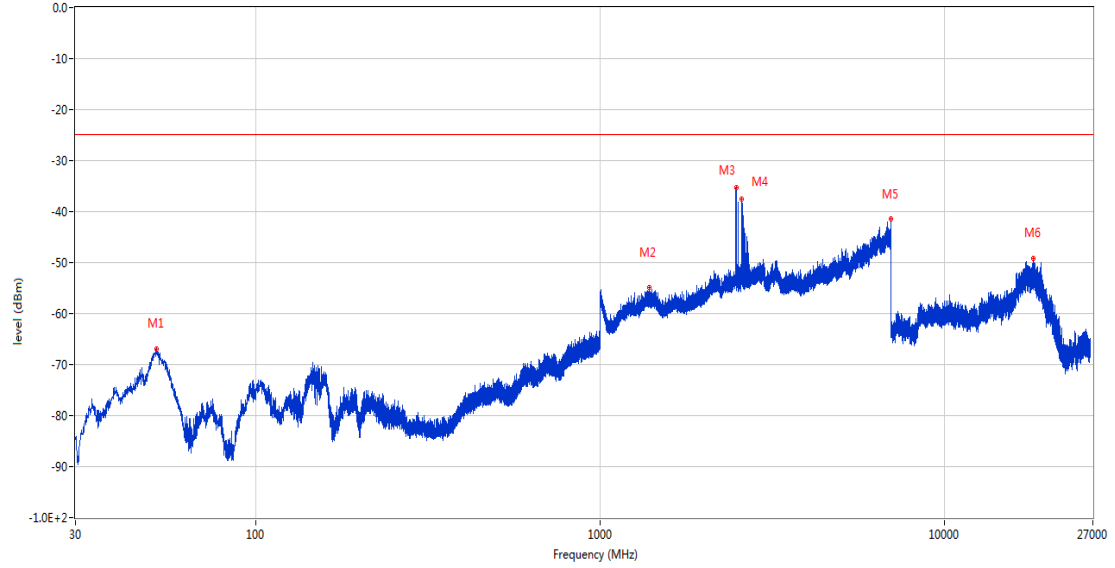
RSE-H&V CH39750 20M RB1 HIGH CH39948 20M RB1 LOW



Frequency (MHz)	Result (dBm)	Factor (dB)	PK Limit (dBm)	Over Limit (dB)	Table (o)	ANT	EUT	Verdict
184.861	-71.08	-15.14	-25.0	-46.08	133.00	Horizontal	Vertical	Pass
1426.400	-54.84	-1.86	-25.0	-29.84	327.00	Horizontal	Vertical	Pass
2486.500	-33.59	3.06	-25.0	-8.59	202.00	Horizontal	Vertical	N/A
2588.100	-39.46	2.72	-25.0	-14.46	253.00	Horizontal	Vertical	N/A
5029.600	-46.92	6.60	-25.0	-21.92	209.00	Horizontal	Vertical	Pass
17233.762	-49.58	10.96	-25.0	-24.58	246.00	Horizontal	Vertical	Pass

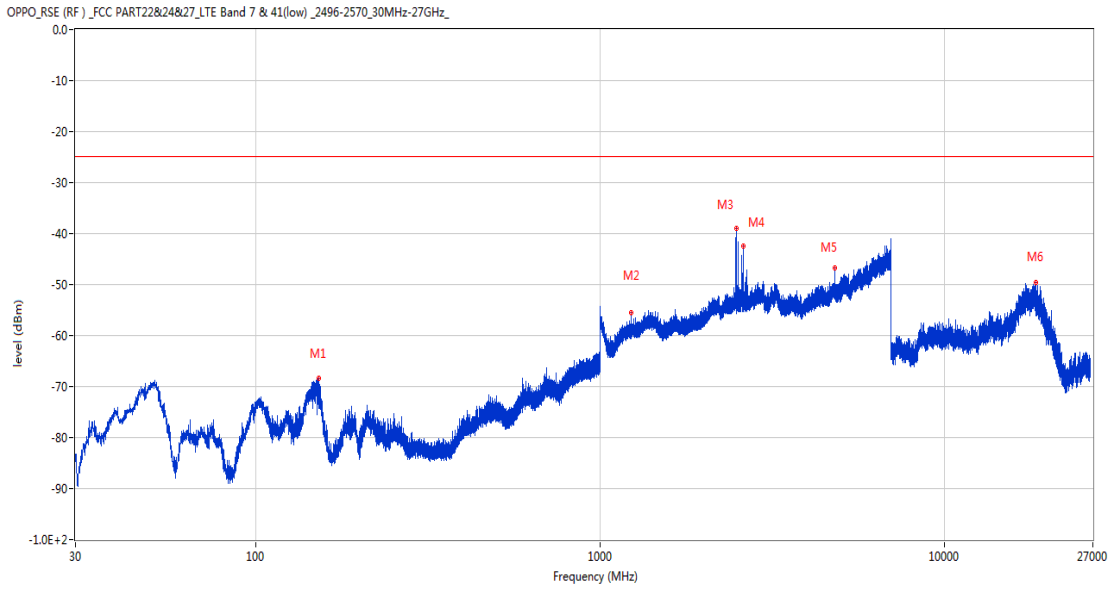
RSE-V&V CH39750 20M RB1 HIGH CH39948 20M RB1 LOW

OPPO_RSE (RF) _FCC PART22&24&27_LTE Band 7 & 41(low) _2496-2570_30MHz-27GHz_



Frequency (MHz)	Result (dBm)	Factor (dB)	PK Limit (dBm)	Over Limit (dB)	Table (o)	ANT	EUT	Verdict
51.486	-66.87	-14.77	-25.0	-41.87	135.00	Vertical	Vertical	Pass
1394.300	-54.94	-1.71	-25.0	-29.94	211.00	Vertical	Vertical	Pass
2487.600	-35.39	3.07	-25.0	-10.39	0.00	Vertical	Vertical	N/A
2583.200	-37.54	3.22	-25.0	-12.54	239.00	Vertical	Vertical	N/A
6987.200	-41.39	13.61	-25.0	-16.39	36.00	Vertical	Vertical	Pass
18102.426	-49.15	10.50	-25.0	-24.15	96.00	Vertical	Vertical	Pass

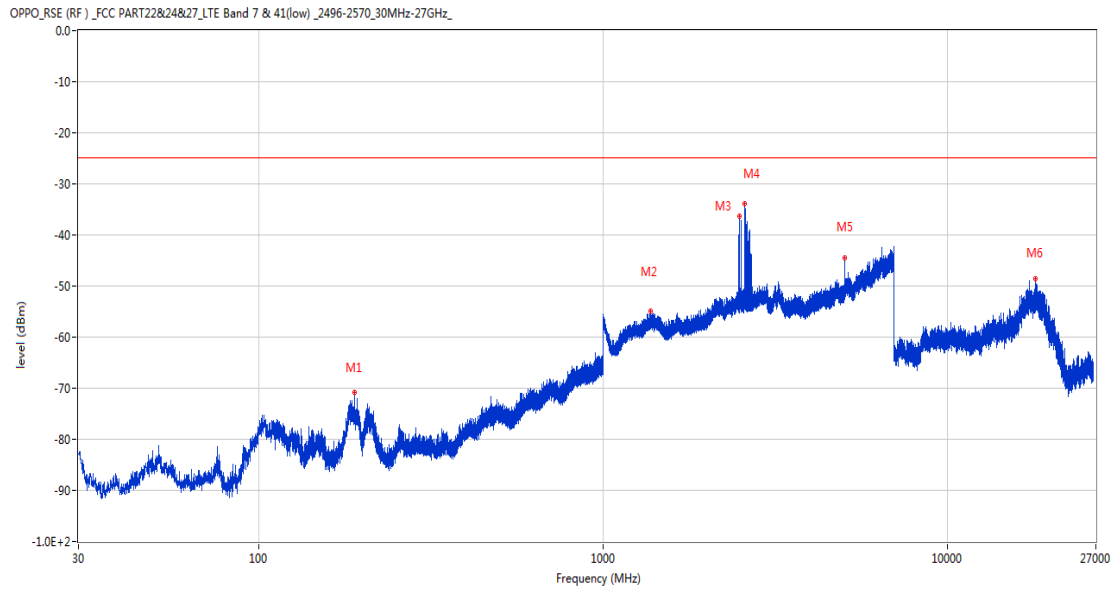
RSE-V&H CH39750 20M RB1 HIGH CH39948 20M RB1 LOW



Frequency (MHz)	Result (dBm)	Factor (dB)	PK Limit (dBm)	Over Limit (dB)	Table (o)	ANT	EUT	Verdict
152.899	-68.40	-15.34	-25.0	-43.40	362.00	Vertical	Horizontal	Pass
1229.500	-55.53	-3.41	-25.0	-30.53	316.00	Vertical	Horizontal	Pass
2489.900	-38.89	3.10	-25.0	-13.89	221.00	Vertical	Horizontal	N/A
2606.000	-42.50	2.43	-25.0	-17.50	221.00	Vertical	Horizontal	N/A
4818.600	-46.72	6.78	-25.0	-21.72	245.00	Vertical	Horizontal	Pass
18406.726	-49.50	9.90	-25.0	-24.50	219.00	Vertical	Horizontal	Pass

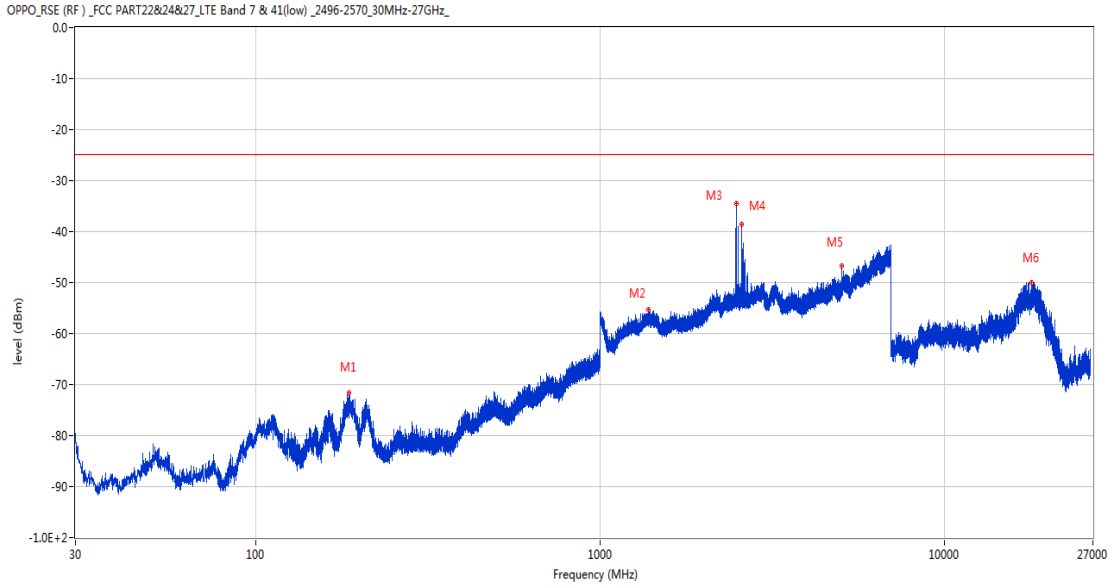
42.8 CA_41C 20MHz+20MHz, 16-QAM, Low Channel

RSE-H&H CH39750 20M RB1 HIGH CH39948 20M RB1 LOW



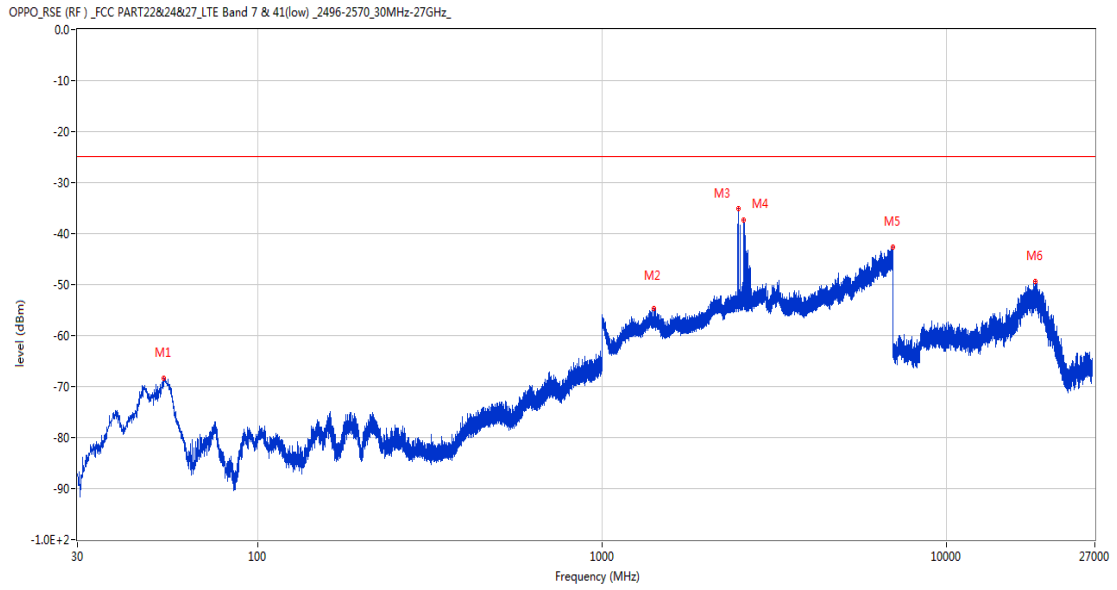
Frequency (MHz)	Result (dBm)	Factor (dB)	PK Limit (dBm)	Over Limit (dB)	Table (o)	ANT	EUT	Verdict
190.195	-70.79	-14.80	-25.0	-45.79	116.00	Horizontal	Horizontal	Pass
1374.000	-54.92	-1.98	-25.0	-29.92	39.00	Horizontal	Horizontal	Pass
2487.400	-36.41	3.07	-25.0	-11.41	61.00	Horizontal	Horizontal	N/A
2580.200	-33.83	3.80	-25.0	-8.83	61.00	Horizontal	Horizontal	N/A
5030.400	-44.46	6.60	-25.0	-19.46	42.00	Horizontal	Horizontal	Pass
18078.200	-48.67	10.55	-25.0	-23.67	61.00	Horizontal	Horizontal	Pass

RSE-H&V CH39750 20M RB1 HIGH CH39948 20M RB1 LOW



Frequency (MHz)	Result (dBm)	Factor (dB)	PK Limit (dBm)	Over Limit (dB)	Table (o)	ANT	EUT	Verdict
186.316	-71.60	-15.01	-25.0	-46.60	132.00	Horizontal	Vertical	Pass
1385.400	-55.36	-1.85	-25.0	-30.36	166.00	Horizontal	Vertical	Pass
2487.300	-34.52	3.07	-25.0	-9.52	255.00	Horizontal	Vertical	N/A
2583.700	-38.66	3.07	-25.0	-13.66	232.00	Horizontal	Vertical	N/A
5030.200	-46.72	6.59	-25.0	-21.72	134.00	Horizontal	Vertical	Pass
17973.488	-50.07	10.49	-25.0	-25.07	307.00	Horizontal	Vertical	Pass

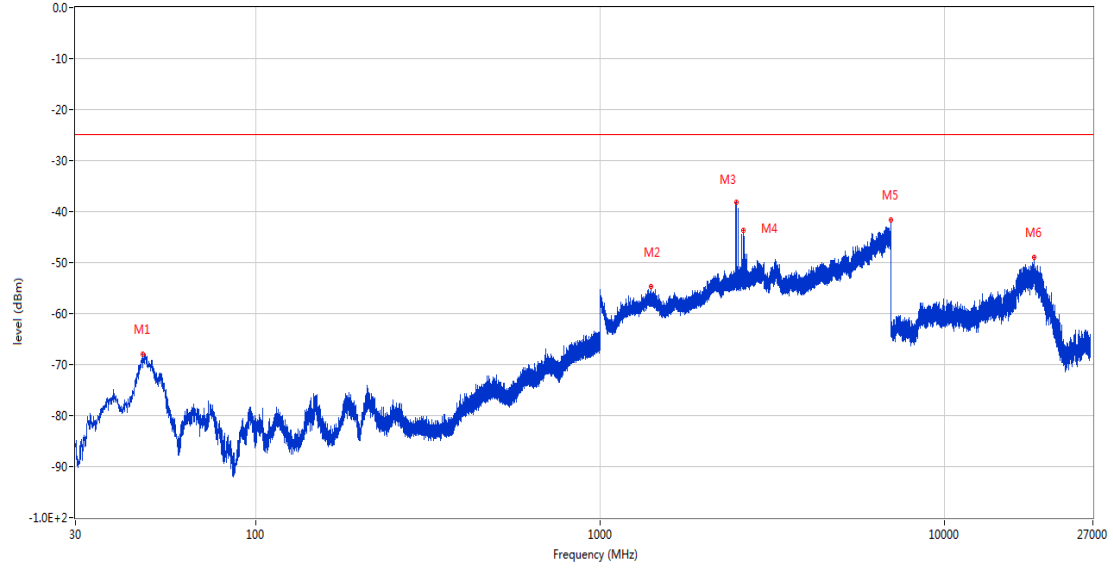
RSE-V&V CH39750 20M RB1 HIGH CH39948 20M RB1 LOW



Frequency (MHz)	Result (dBm)	Factor (dB)	PK Limit (dBm)	Over Limit (dB)	Table (o)	ANT	EUT	Verdict
53.377	-68.36	-14.65	-25.0	-43.36	306.00	Vertical	Vertical	Pass
1411.800	-54.73	-1.89	-25.0	-29.73	104.00	Vertical	Vertical	Pass
2486.500	-35.16	3.06	-25.0	-10.16	361.00	Vertical	Vertical	N/A
2585.300	-37.30	2.81	-25.0	-12.30	206.00	Vertical	Vertical	N/A
6994.800	-42.60	13.84	-25.0	-17.60	353.00	Vertical	Vertical	Pass
18115.176	-49.30	10.47	-25.0	-24.30	-2.00	Vertical	Vertical	Pass

RSE-V&H CH39750 20M RB1 HIGH CH39948 20M RB1 LOW

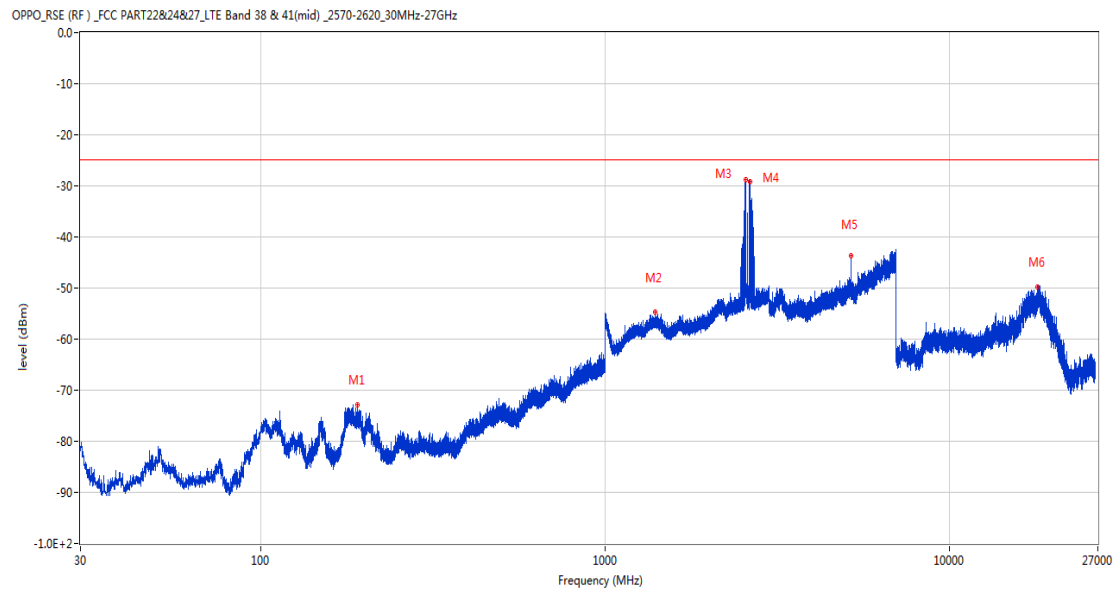
OPPO_RSE (RF) _FCC PART22&24&27_LTE Band 7 & 41(low) _2496-2570_30MHz-27GHz_



Frequency (MHz)	Result (dBm)	Factor (dB)	PK Limit (dBm)	Over Limit (dB)	Table (o)	ANT	EUT	Verdict
46.975	-68.03	-16.11	-25.0	-43.03	195.00	Vertical	Horizontal	Pass
1407.500	-54.69	-1.86	-25.0	-29.69	152.00	Vertical	Horizontal	Pass
2485.900	-38.17	2.99	-25.0	-13.17	9.00	Vertical	Horizontal	N/A
2614.200	-43.59	2.35	-25.0	-18.59	222.00	Vertical	Horizontal	N/A
6983.400	-41.70	13.57	-25.0	-16.70	13.00	Vertical	Horizontal	Pass
18238.849	-49.02	10.23	-25.0	-24.02	57.00	Vertical	Horizontal	Pass

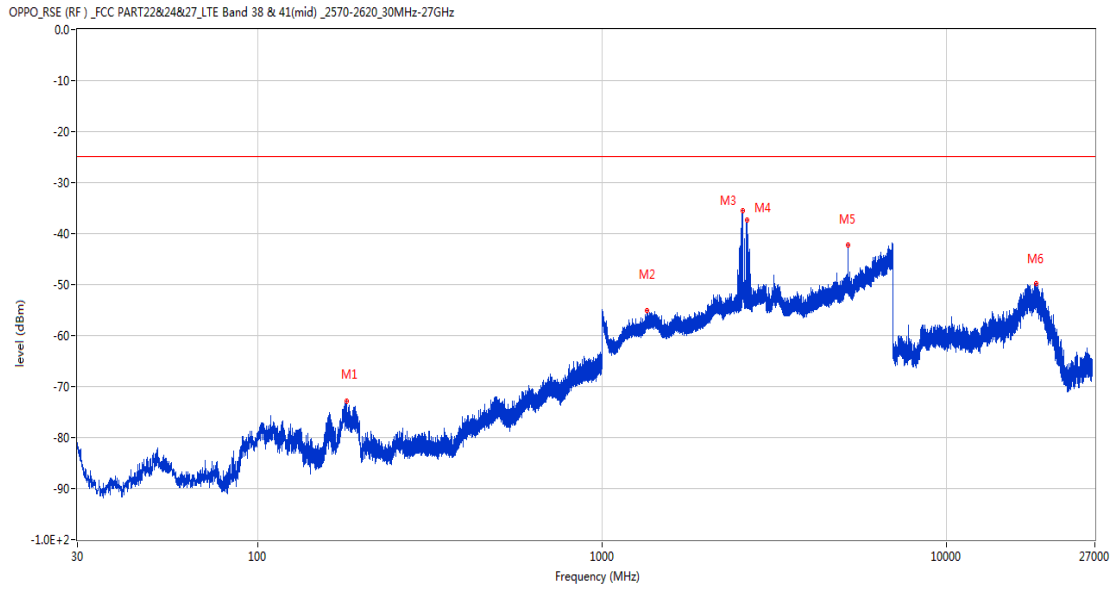
42.9 CA_41C 20MHz+20MHz, QPSK, Middle Channel

RSE-H&H CH40521 20M RB1 HIGH CH40719 20M RB1 LOW



Frequency (MHz)	Result (dBm)	Factor (dB)	PK Limit (dBm)	Over Limit (dB)	Table (o)	ANT	EUT	Verdict
190.826	-72.92	-14.76	-25.0	-47.92	91.00	Horizontal	Horizontal	Pass
1401.500	-54.73	-1.74	-25.0	-29.73	180.00	Horizontal	Horizontal	Pass
2562.200	-28.83	5.36	-25.0	-3.83	86.00	Horizontal	Horizontal	N/A
2632.400	-29.25	3.66	-25.0	-4.25	67.00	Horizontal	Horizontal	N/A
5184.600	-43.66	7.62	-25.0	-18.66	67.00	Horizontal	Horizontal	Pass
18072.250	-49.71	10.56	-25.0	-24.71	162.00	Horizontal	Horizontal	Pass

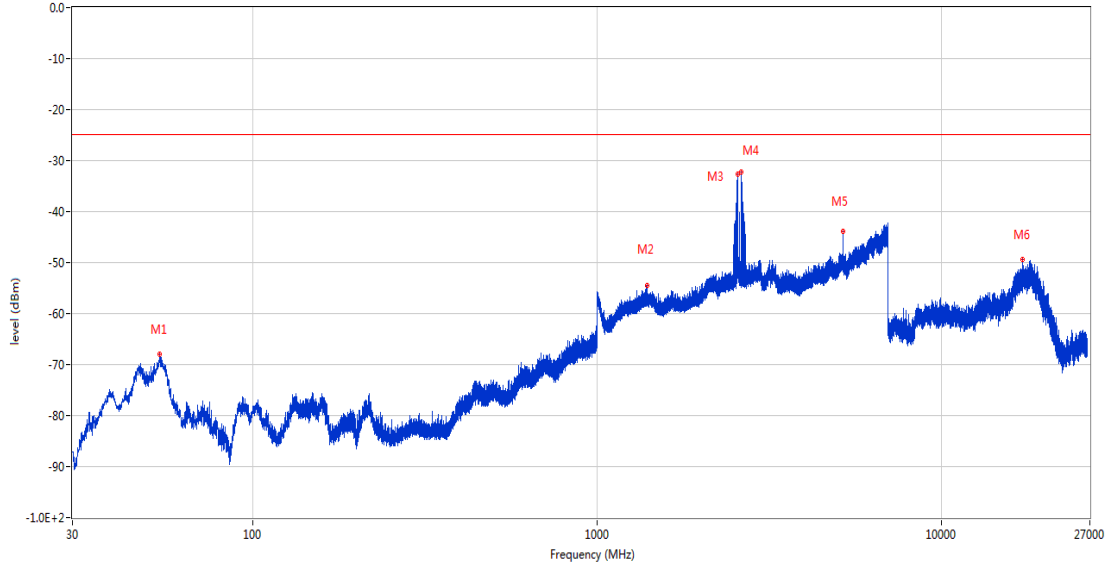
RSE-H&V CH40521 20M RB1 HIGH CH40719 20M RB1 LOW



Frequency (MHz)	Result (dBm)	Factor (dB)	PK Limit (dBm)	Over Limit (dB)	Table (o)	ANT	EUT	Verdict
181.562	-72.94	-14.67	-25.0	-47.94	122.00	Horizontal	Vertical	Pass
1353.800	-55.17	-2.16	-25.0	-30.17	337.00	Horizontal	Vertical	Pass
2560.100	-35.58	3.81	-25.0	-10.58	283.00	Horizontal	Vertical	N/A
2636.800	-37.29	2.93	-25.0	-12.29	256.00	Horizontal	Vertical	N/A
5184.400	-42.20	7.62	-25.0	-17.20	155.00	Horizontal	Vertical	Pass
18247.776	-49.76	10.21	-25.0	-24.76	234.00	Horizontal	Vertical	Pass

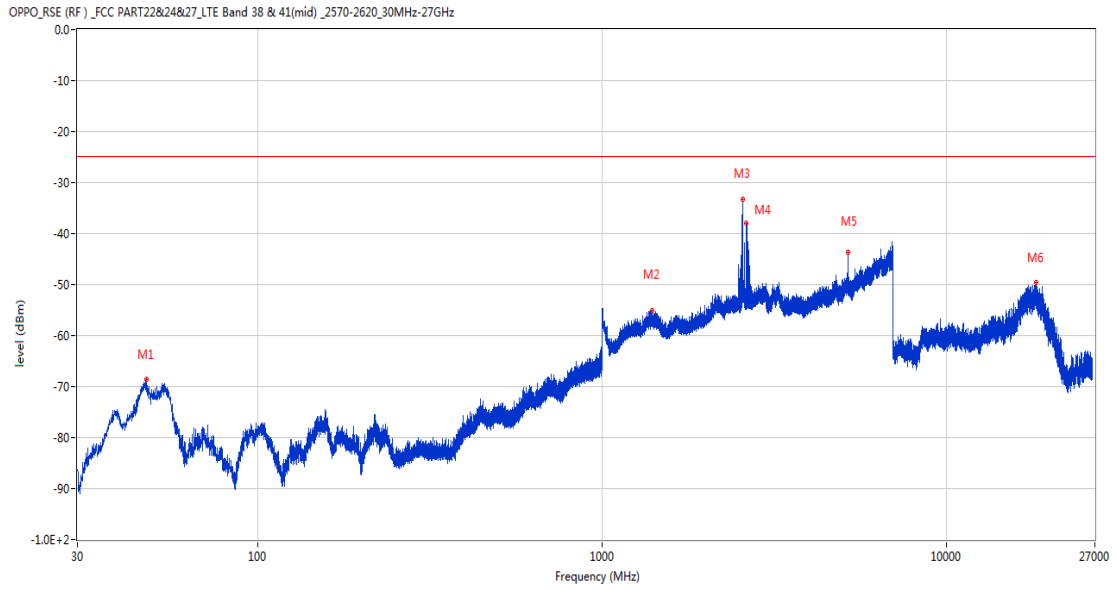
RSE-V&V CH40521 20M RB1 HIGH CH40719 20M RB1 LOW

OPPO_RSE (RF) _FCC PART22&24&27_LTE Band 38 & 41(mid) _2570-2620_30MHz-27GHz



Frequency (MHz)	Result (dBm)	Factor (dB)	PK Limit (dBm)	Over Limit (dB)	Table (o)	ANT	EUT	Verdict
53.668	-68.06	-14.63	-25.0	-43.06	102.00	Vertical	Vertical	Pass
1400.200	-54.55	-1.74	-25.0	-29.55	336.00	Vertical	Vertical	Pass
2563.200	-32.70	6.01	-25.0	-7.70	279.00	Vertical	Vertical	N/A
2625.300	-32.29	3.68	-25.0	-7.29	222.00	Vertical	Vertical	N/A
5184.400	-43.96	7.62	-25.0	-18.96	238.00	Vertical	Vertical	Pass
17260.800	-49.35	11.56	-25.0	-24.35	123.00	Vertical	Vertical	Pass

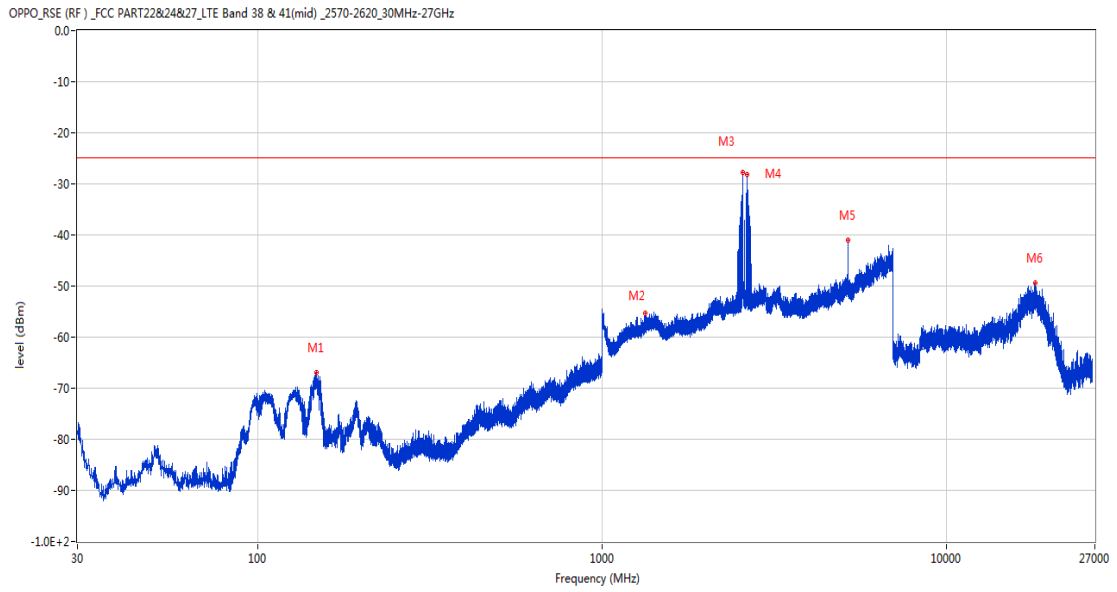
RSE-V&H CH40521 20M RB1 HIGH CH40719 20M RB1 LOW



Frequency (MHz)	Result (dBm)	Factor (dB)	PK Limit (dBm)	Over Limit (dB)	Table (o)	ANT	EUT	Verdict
47.460	-68.65	-16.01	-25.0	-43.65	133.00	Vertical	Horizontal	Pass
1400.300	-55.15	-1.73	-25.0	-30.15	246.00	Vertical	Horizontal	Pass
2558.700	-33.20	3.15	-25.0	-8.20	216.00	Vertical	Horizontal	N/A
2627.300	-38.00	3.56	-25.0	-13.00	276.00	Vertical	Horizontal	N/A
5184.400	-43.77	7.62	-25.0	-18.77	356.00	Vertical	Horizontal	Pass
18257.975	-49.65	10.19	-25.0	-24.65	293.00	Vertical	Horizontal	Pass

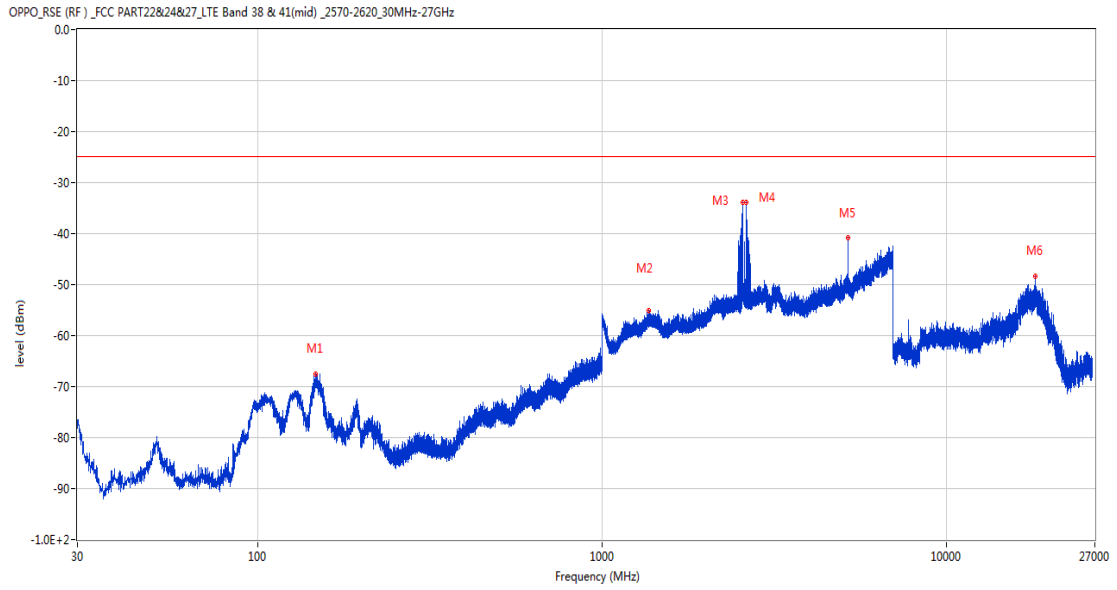
42.10 CA_41C 20MHz+20MHz, 16-QAM, Middle Channel

RSE-H&H CH40521 20M RB1 HIGH CH40719 20M RB1 LOW



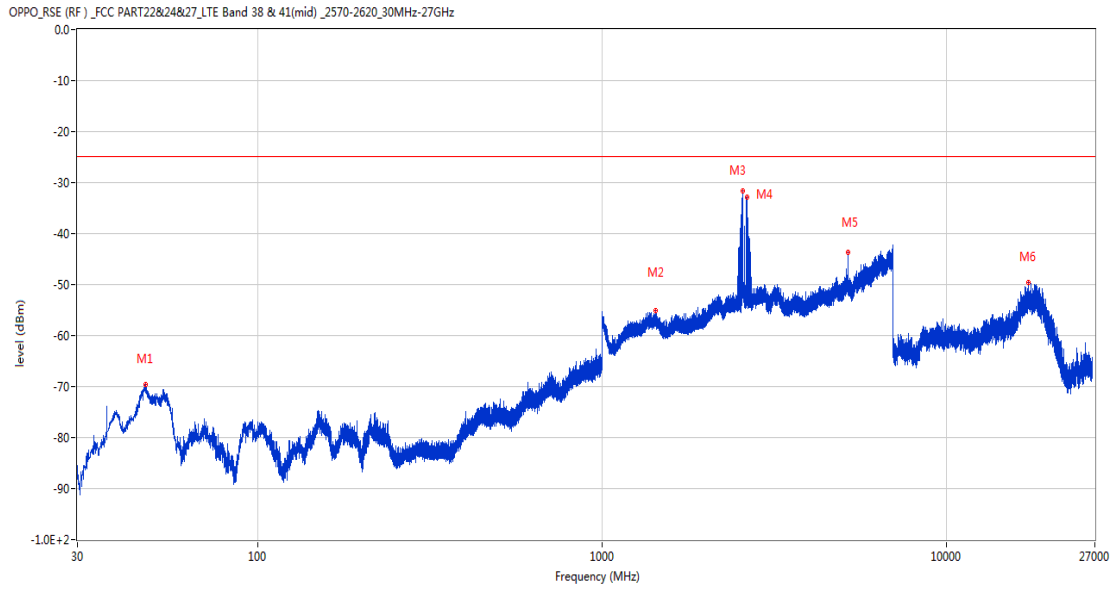
Frequency (MHz)	Result (dBm)	Factor (dB)	PK Limit (dBm)	Over Limit (dB)	Table (o)	ANT	EUT	Verdict
147.904	-67.01	-15.37	-25.0	-42.01	162.00	Horizontal	Horizontal	Pass
1334.700	-55.32	-2.72	-25.0	-30.32	193.00	Horizontal	Horizontal	Pass
2559.800	-27.73	3.67	-25.0	-2.73	57.00	Horizontal	Horizontal	N/A
2632.400	-28.25	3.66	-25.0	-3.25	57.00	Horizontal	Horizontal	N/A
5184.400	-41.03	7.62	-25.0	-16.03	0.00	Horizontal	Horizontal	Pass
18110.925	-49.29	10.48	-25.0	-24.29	281.00	Horizontal	Horizontal	Pass

RSE-H&V CH40521 20M RB1 HIGH CH40719 20M RB1 LOW



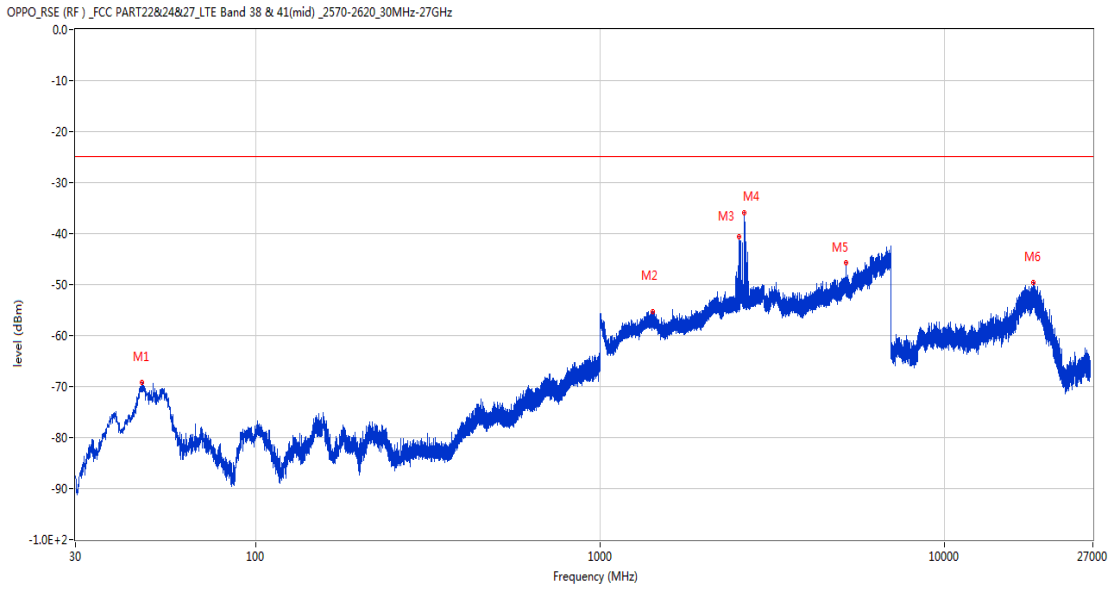
Frequency (MHz)	Result (dBm)	Factor (dB)	PK Limit (dBm)	Over Limit (dB)	Table (o)	ANT	EUT	Verdict
147.467	-67.52	-15.32	-25.0	-42.52	167.00	Horizontal	Vertical	Pass
1369.600	-55.10	-2.00	-25.0	-30.10	332.00	Horizontal	Vertical	Pass
2558.800	-33.90	3.19	-25.0	-8.90	199.00	Horizontal	Vertical	N/A
2628.600	-33.88	3.39	-25.0	-8.88	199.00	Horizontal	Vertical	N/A
5184.400	-40.91	7.62	-25.0	-15.91	220.00	Horizontal	Vertical	Pass
18178.075	-48.34	10.35	-25.0	-23.34	282.00	Horizontal	Vertical	Pass

RSE-V&V CH40521 20M RB1 HIGH CH40719 20M RB1 LOW



Frequency (MHz)	Result (dBm)	Factor (dB)	PK Limit (dBm)	Over Limit (dB)	Table (o)	ANT	EUT	Verdict
47.315	-69.67	-16.06	-25.0	-44.67	154.00	Vertical	Vertical	Pass
1430.100	-55.04	-1.99	-25.0	-30.04	171.00	Vertical	Vertical	Pass
2563.700	-31.72	5.99	-25.0	-6.72	107.00	Vertical	Vertical	N/A
2633.300	-32.86	3.63	-25.0	-7.86	12.00	Vertical	Vertical	N/A
5184.400	-43.76	7.62	-25.0	-18.76	183.00	Vertical	Vertical	Pass
17362.651	-49.60	10.47	-25.0	-24.60	337.00	Vertical	Vertical	Pass

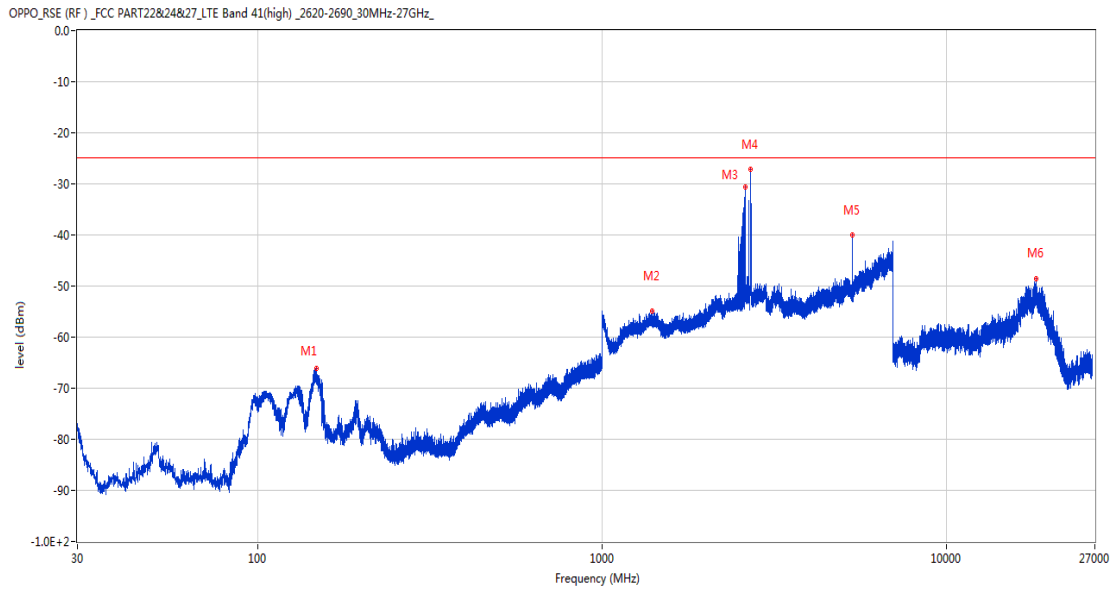
RSE-V&H CH40521 20M RB1 HIGH CH40719 20M RB1 LOW



Frequency (MHz)	Result (dBm)	Factor (dB)	PK Limit (dBm)	Over Limit (dB)	Table (o)	ANT	EUT	Verdict
46.878	-69.25	-16.18	-25.0	-44.25	159.00	Vertical	Horizontal	Pass
1419.800	-55.27	-1.86	-25.0	-30.27	113.00	Vertical	Horizontal	Pass
2529.200	-40.64	2.11	-25.0	-15.64	209.00	Vertical	Horizontal	N/A
2626.600	-35.95	3.64	-25.0	-10.95	209.00	Vertical	Horizontal	N/A
5184.400	-45.78	7.62	-25.0	-20.78	152.00	Vertical	Horizontal	Pass
18092.225	-49.63	10.52	-25.0	-24.63	167.00	Vertical	Horizontal	Pass

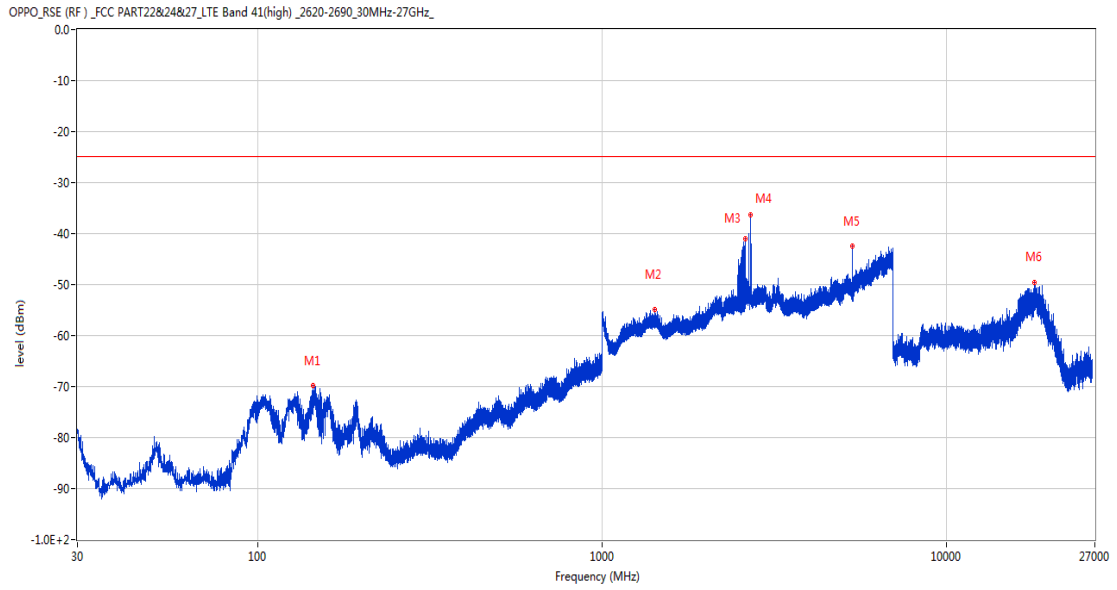
42.11 CA_41C 20MHz+20MHz, QPSK, High Channel

RSE-H&H CH41292 20M RB1 HIGH CH41490 20M RB1 LOW



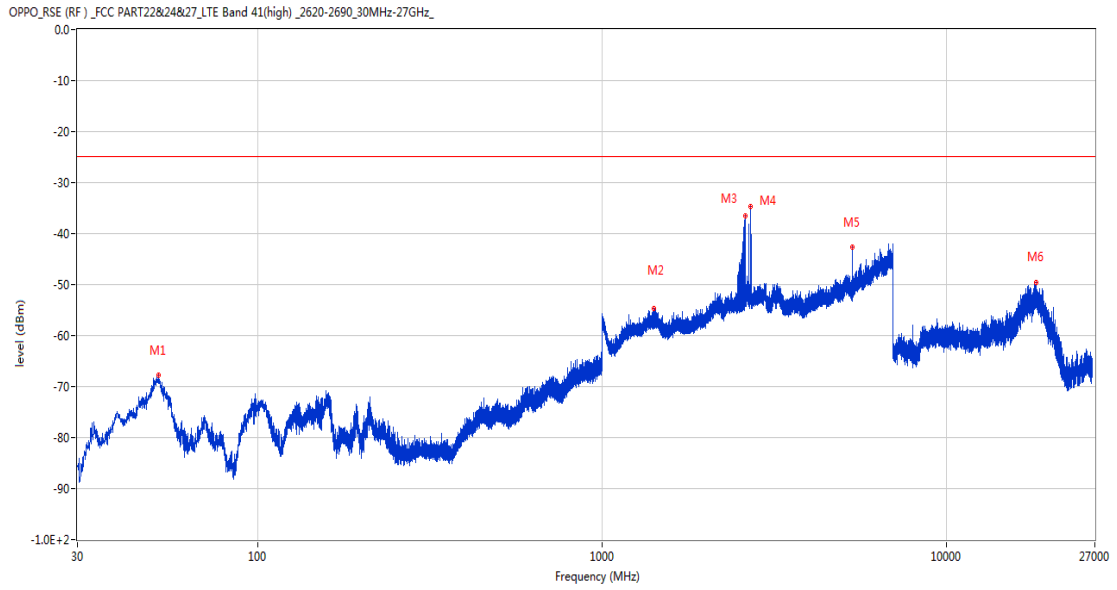
Frequency (MHz)	Result (dBm)	Factor (dB)	PK Limit (dBm)	Over Limit (dB)	Table (o)	ANT	EUT	Verdict
147.952	-66.20	-15.36	-25.0	-41.20	154.00	Horizontal	Horizontal	Pass
1400.800	-54.97	-1.76	-25.0	-29.97	339.00	Horizontal	Horizontal	Pass
2613.000	-30.67	4.79	-25.0	-5.67	73.00	Horizontal	Horizontal	N/A
2700.300	-27.10	4.38	-25.0	-2.10	88.00	Horizontal	Horizontal	N/A
5338.600	-40.08	6.87	-25.0	-15.08	64.00	Horizontal	Horizontal	Pass
18243.099	-48.55	10.22	-25.0	-23.55	345.00	Horizontal	Horizontal	Pass

RSE-H&V CH41292 20M RB1 HIGH CH41490 20M RB1 LOW



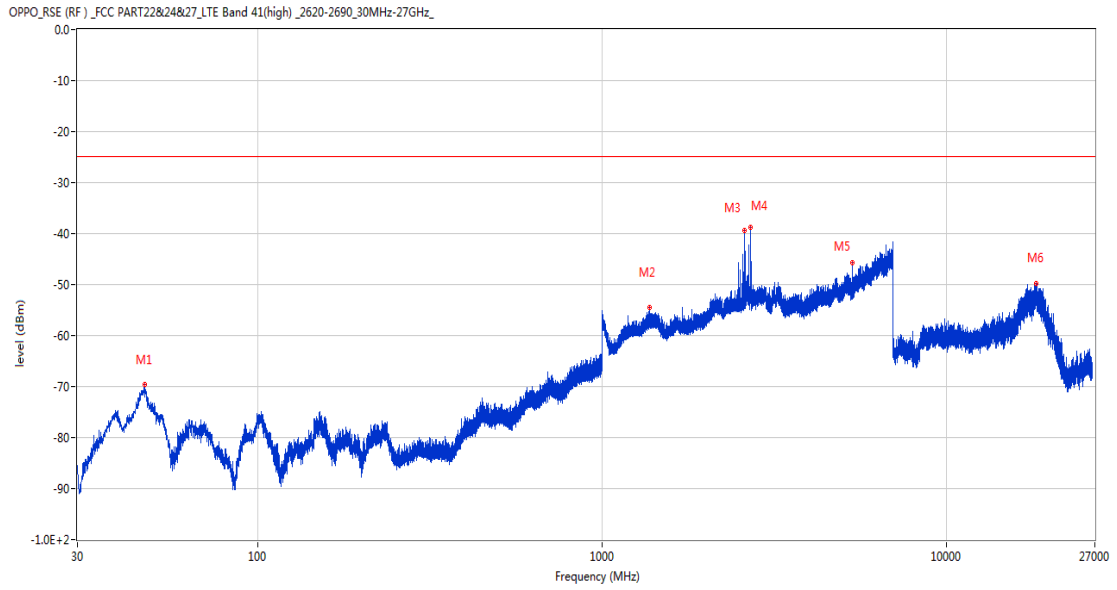
Frequency (MHz)	Result (dBm)	Factor (dB)	PK Limit (dBm)	Over Limit (dB)	Table (o)	ANT	EUT	Verdict
144.606	-69.90	-15.19	-25.0	-44.90	160.00	Horizontal	Vertical	Pass
1424.700	-54.95	-1.82	-25.0	-29.95	177.00	Horizontal	Vertical	Pass
2602.600	-41.08	2.81	-25.0	-16.08	187.00	Horizontal	Vertical	N/A
2705.700	-36.30	3.88	-25.0	-11.30	251.00	Horizontal	Vertical	N/A
5338.800	-42.52	6.85	-25.0	-17.52	139.00	Horizontal	Vertical	Pass
18055.250	-49.52	10.59	-25.0	-24.52	176.00	Horizontal	Vertical	Pass

RSE-V&V CH41292 20M RB1 HIGH CH41490 20M RB1 LOW



Frequency (MHz)	Result (dBm)	Factor (dB)	PK Limit (dBm)	Over Limit (dB)	Table (o)	ANT	EUT	Verdict
51.728	-67.82	-14.76	-25.0	-42.82	39.00	Vertical	Vertical	Pass
1417.300	-54.79	-1.86	-25.0	-29.79	178.00	Vertical	Vertical	Pass
2606.800	-36.43	3.17	-25.0	-11.43	245.00	Vertical	Vertical	N/A
2702.200	-34.61	4.10	-25.0	-9.61	300.00	Vertical	Vertical	N/A
5338.600	-42.66	6.87	-25.0	-17.66	103.00	Vertical	Vertical	Pass
18251.176	-49.52	10.20	-25.0	-24.52	172.00	Vertical	Vertical	Pass

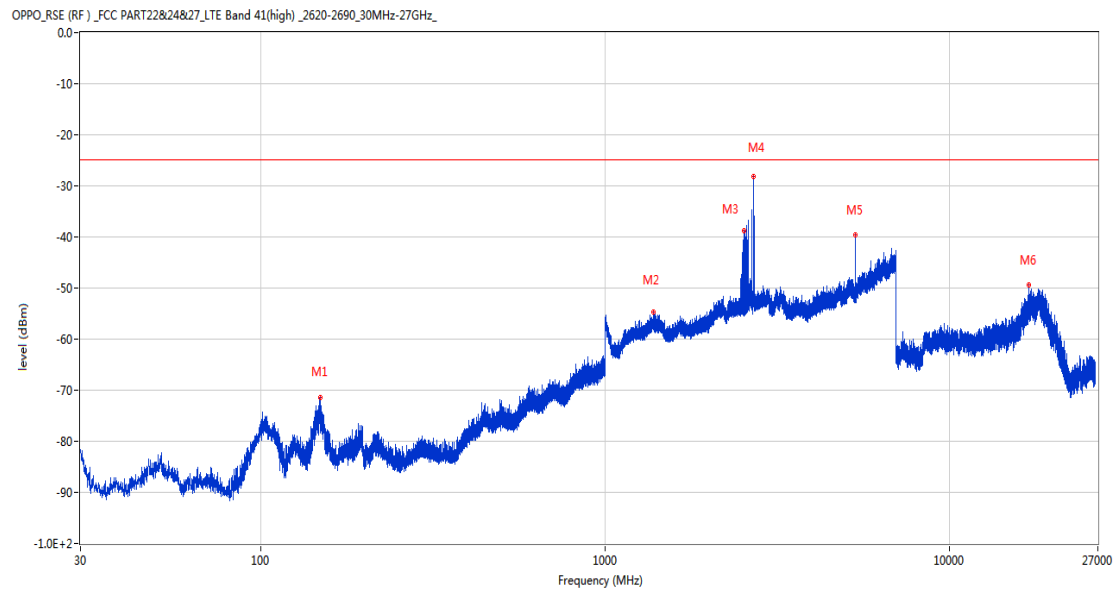
RSE-V&H CH41292 20M RB1 HIGH CH41490 20M RB1 LOW



Frequency (MHz)	Result (dBm)	Factor (dB)	PK Limit (dBm)	Over Limit (dB)	Table (o)	ANT	EUT	Verdict
46.926	-69.63	-16.16	-25.0	-44.63	34.00	Vertical	Horizontal	Pass
1372.300	-54.47	-1.89	-25.0	-29.47	334.00	Vertical	Horizontal	Pass
2595.400	-39.48	2.71	-25.0	-14.48	225.00	Vertical	Horizontal	N/A
2706.400	-38.73	3.90	-25.0	-13.73	225.00	Vertical	Horizontal	N/A
5338.600	-45.79	6.87	-25.0	-20.79	229.00	Vertical	Horizontal	Pass
18235.025	-49.88	10.23	-25.0	-24.88	219.00	Vertical	Horizontal	Pass

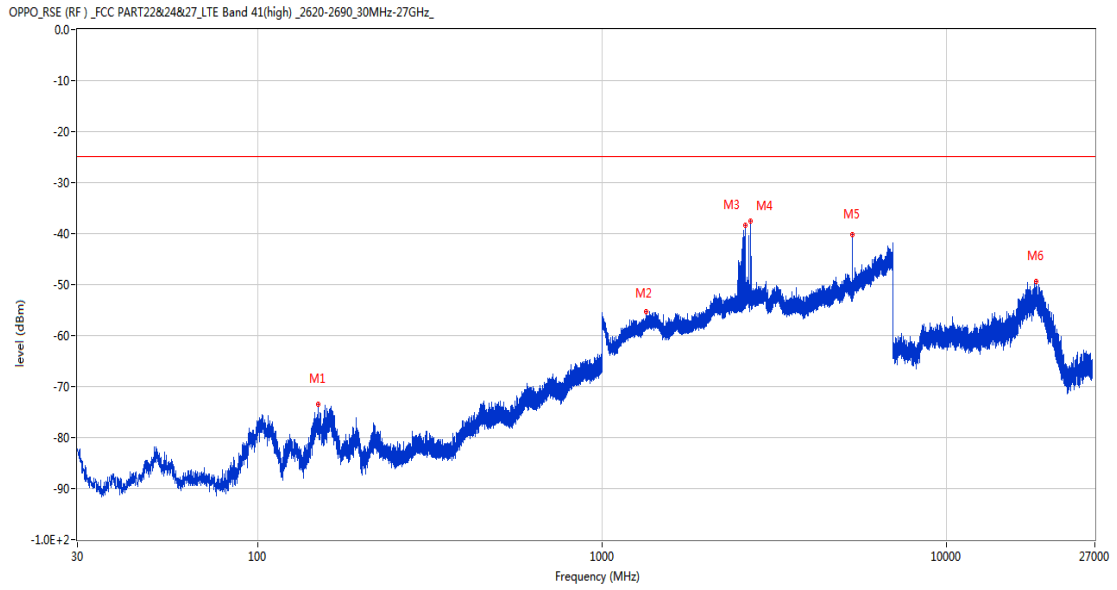
42.12 CA_41C 20MHz+20MHz, 16-QAM, High Channel

RSE-H&H CH41292 20M RB1 HIGH CH41490 20M RB1 LOW



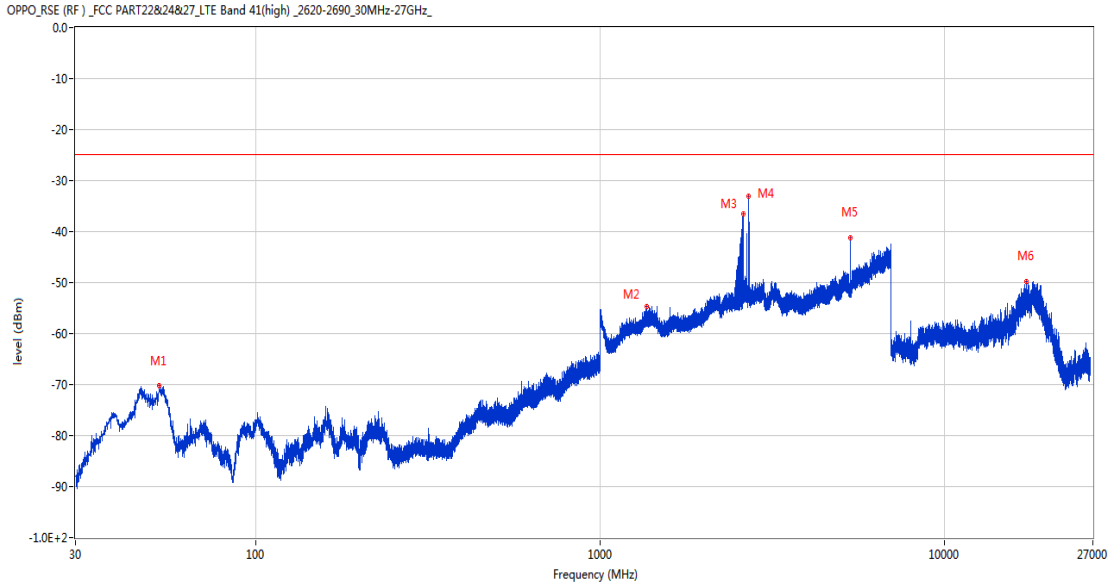
Frequency (MHz)	Result (dBm)	Factor (dB)	PK Limit (dBm)	Over Limit (dB)	Table (o)	ANT	EUT	Verdict
149.359	-71.39	-15.41	-25.0	-46.39	157.00	Horizontal	Horizontal	Pass
1385.400	-54.79	-1.87	-25.0	-29.79	-2.00	Horizontal	Horizontal	Pass
2539.700	-38.73	2.03	-25.0	-13.73	81.00	Horizontal	Horizontal	N/A
2700.400	-28.17	4.36	-25.0	-3.17	81.00	Horizontal	Horizontal	N/A
5338.800	-40.71	6.85	-25.0	-15.71	123.00	Horizontal	Horizontal	Pass
17041.350	-49.43	9.61	-25.0	-24.43	315.00	Horizontal	Horizontal	Pass

RSE-H&V CH41292 20M RB1 HIGH CH41490 20M RB1 LOW



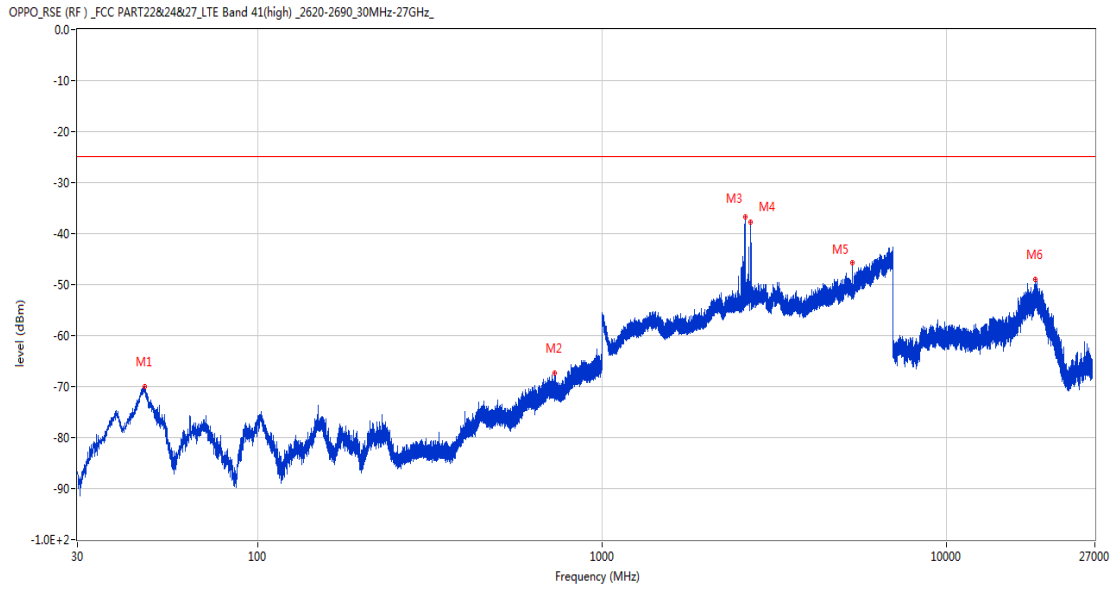
Frequency (MHz)	Result (dBm)	Factor (dB)	PK Limit (dBm)	Over Limit (dB)	Table (o)	ANT	EUT	Verdict
150.183	-73.51	-15.41	-25.0	-48.51	156.00	Horizontal	Vertical	Pass
1347.600	-55.31	-2.31	-25.0	-30.31	-2.00	Horizontal	Vertical	Pass
2604.700	-38.41	2.98	-25.0	-13.41	182.00	Horizontal	Vertical	N/A
2706.800	-37.50	3.91	-25.0	-12.50	243.00	Horizontal	Vertical	N/A
5338.600	-40.20	6.87	-25.0	-15.20	52.00	Horizontal	Vertical	Pass
18237.999	-49.29	10.23	-25.0	-24.29	162.00	Horizontal	Vertical	Pass

RSE-V&V CH41292 20M RB1 HIGH CH41490 20M RB1 LOW



Frequency (MHz)	Result (dBm)	Factor (dB)	PK Limit (dBm)	Over Limit (dB)	Table (o)	ANT	EUT	Verdict
52.407	-70.29	-14.71	-25.0	-45.29	362.00	Vertical	Vertical	Pass
1366.700	-54.72	-2.01	-25.0	-29.72	270.00	Vertical	Vertical	Pass
2611.900	-36.50	3.98	-25.0	-11.50	124.00	Vertical	Vertical	N/A
2700.500	-33.09	4.34	-25.0	-8.09	97.00	Vertical	Vertical	N/A
5338.800	-41.16	6.85	-25.0	-16.16	103.00	Vertical	Vertical	Pass
17280.487	-49.73	10.67	-25.0	-24.73	233.00	Vertical	Vertical	Pass

RSE-V&H CH41292 20M RB1 HIGH CH41490 20M RB1 LOW



Frequency (MHz)	Result (dBm)	Factor (dB)	PK Limit (dBm)	Over Limit (dB)	Table (o)	ANT	EUT	Verdict
47.023	-70.06	-16.14	-25.0	-45.06	124.00	Vertical	Horizontal	Pass
727.381	-67.28	0.16	-25.0	-42.28	211.00	Vertical	Horizontal	Pass
2614.000	-36.83	5.51	-25.0	-11.83	233.00	Vertical	Horizontal	N/A
2699.700	-37.85	4.50	-25.0	-12.85	267.00	Vertical	Horizontal	N/A
5338.600	-45.74	6.87	-25.0	-20.74	298.00	Vertical	Horizontal	Pass
18122.400	-49.05	10.46	-25.0	-24.05	360.00	Vertical	Horizontal	Pass

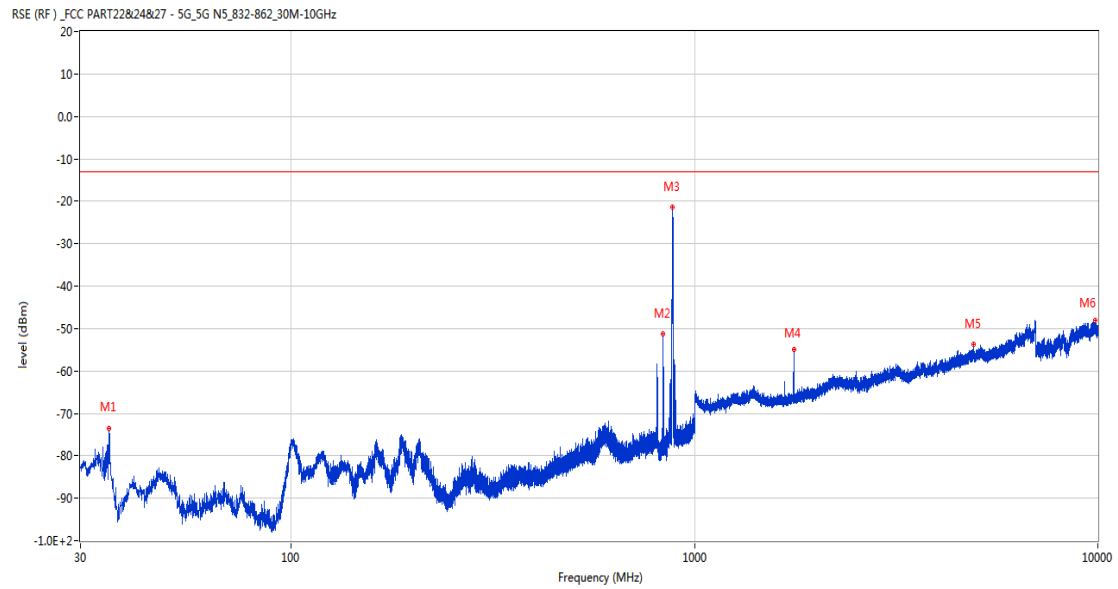
NR

Antenna 0

43 n5

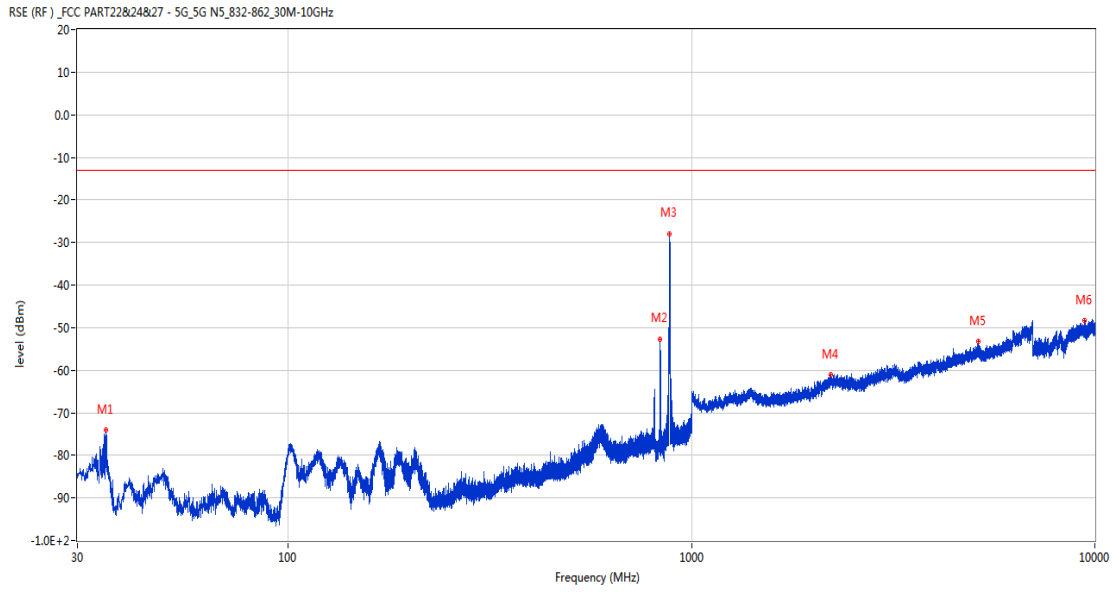
43.1 n5 BW5, QPSK, Middle Channel

RSE-H&H n5 BW5 CH176300



Frequency (MHz)	Result (dBm)	Factor (dB)	PK Limit (dBm)	Over Limit (dB)	Table (o)	ANT	EUT	Verdict
35.383	-73.47	-18.61	-13.0	-60.47	267.00	Horizontal	Horizontal	Pass
836.264	-51.37	2.58	-13.0	-38.37	154.00	Horizontal	Horizontal	N/A
880.981	-21.49	2.73	-13.0	-8.49	117.00	Horizontal	Horizontal	N/A
1762.900	-55.05	-5.47	-13.0	-42.05	91.00	Horizontal	Horizontal	Pass
4912.800	-53.75	7.96	-13.0	-40.75	174.00	Horizontal	Horizontal	Pass
9843.401	-48.11	16.97	-13.0	-35.11	236.00	Horizontal	Horizontal	Pass

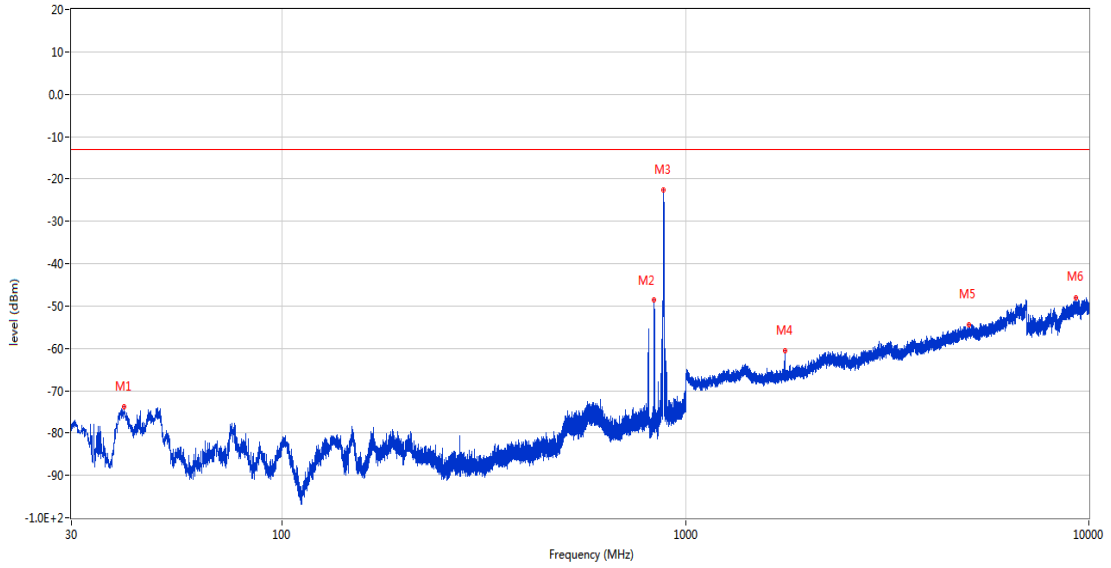
RSE-H&V n5 BW5 CH176300



Frequency (MHz)	Result (dBm)	Factor (dB)	PK Limit (dBm)	Over Limit (dB)	Table (o)	ANT	EUT	Verdict
35.383	-74.05	-18.61	-13.0	-61.05	188.00	Horizontal	Vertical	Pass
836.215	-52.76	2.58	-13.0	-39.76	85.00	Horizontal	Vertical	N/A
880.205	-27.93	2.65	-13.0	-14.93	20.00	Horizontal	Vertical	N/A
2210.500	-61.15	-1.12	-13.0	-48.15	361.00	Horizontal	Vertical	Pass
5131.800	-53.25	7.79	-13.0	-40.25	183.00	Horizontal	Vertical	Pass
9448.300	-48.21	16.69	-13.0	-35.21	15.00	Horizontal	Vertical	Pass

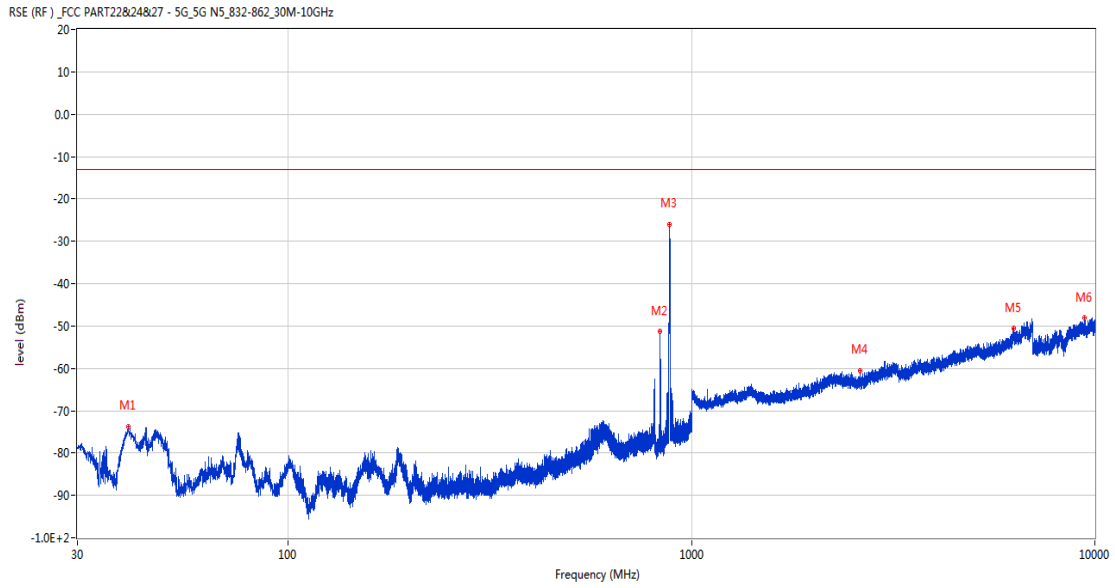
RSE-V&V n5 BW5 CH176300

RSE (RF) _FCC PART22&24&27 - 5G_5G N5_832-862_30M-10GHz



Frequency (MHz)	Result (dBm)	Factor (dB)	PK Limit (dBm)	Over Limit (dB)	Table (o)	ANT	EUT	Verdict
40.476	-73.71	-18.24	-13.0	-60.71	0.00	Vertical	Vertical	Pass
836.215	-48.46	2.58	-13.0	-35.46	155.00	Vertical	Vertical	N/A
882.290	-22.66	2.89	-13.0	-9.66	95.00	Vertical	Vertical	N/A
1763.200	-60.61	-5.48	-13.0	-47.61	203.00	Vertical	Vertical	Pass
5044.600	-54.55	7.51	-13.0	-41.55	214.00	Vertical	Vertical	Pass
9286.450	-48.09	15.25	-13.0	-35.09	263.00	Vertical	Vertical	Pass

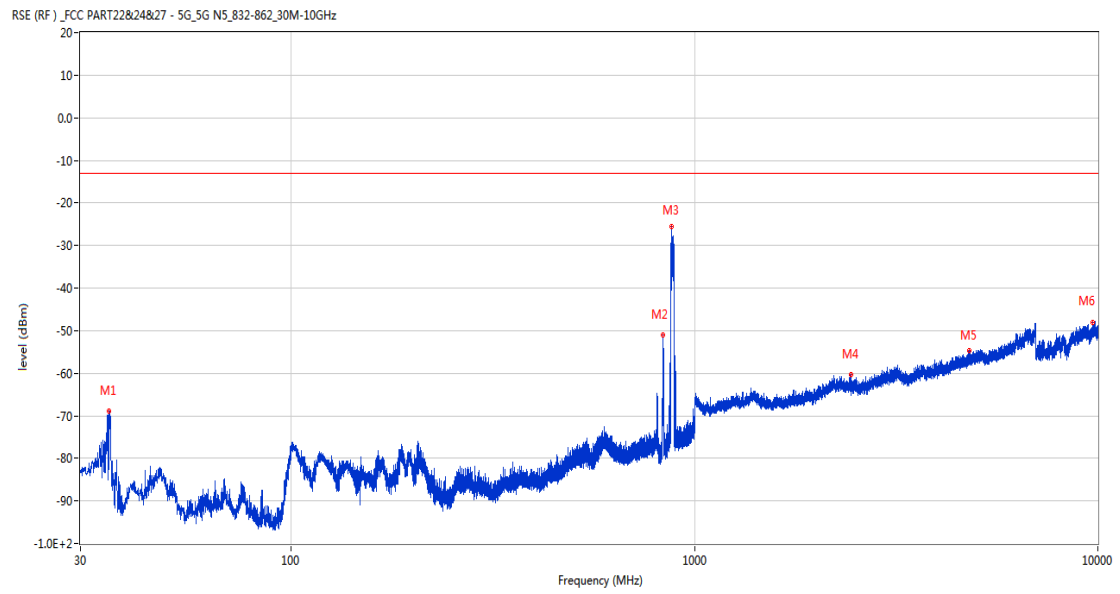
RSE-V&H n5 BW5 CH176300



Frequency (MHz)	Result (dBm)	Factor (dB)	PK Limit (dBm)	Over Limit (dB)	Table (o)	ANT	EUT	Verdict
40.136	-73.72	-18.49	-13.0	-60.72	79.00	Vertical	Horizontal	Pass
836.313	-51.31	2.59	-13.0	-38.31	61.00	Vertical	Horizontal	N/A
883.067	-25.92	2.99	-13.0	-12.92	79.00	Vertical	Horizontal	N/A
2618.100	-60.58	-1.15	-13.0	-47.58	231.00	Vertical	Horizontal	Pass
6296.600	-50.54	11.19	-13.0	-37.54	62.00	Vertical	Horizontal	Pass
9438.401	-48.18	16.44	-13.0	-35.18	183.00	Vertical	Horizontal	Pass

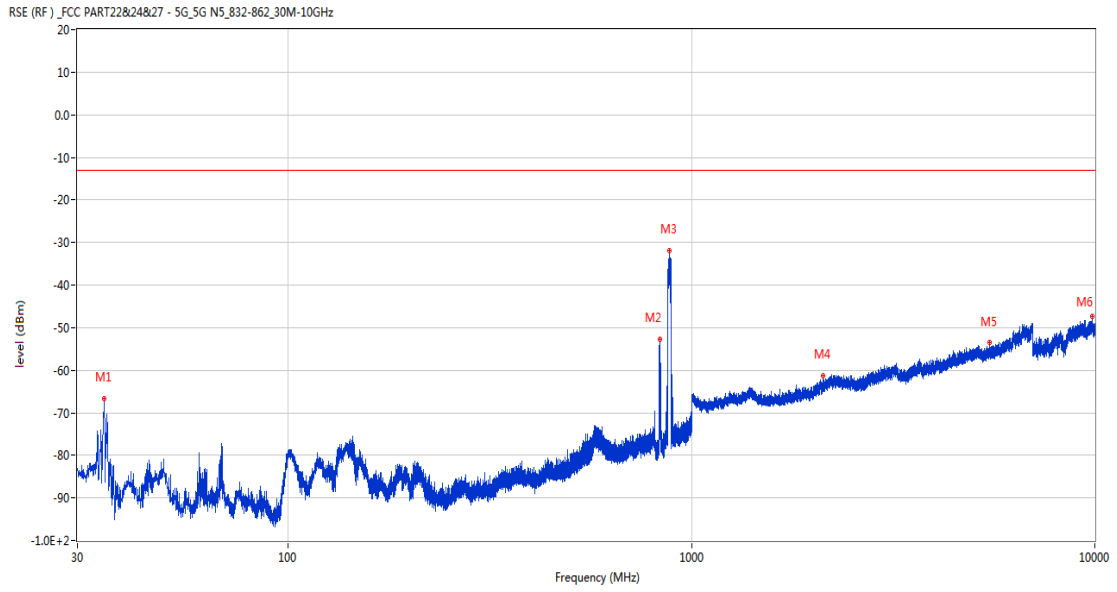
43.2 n5 BW15, QPSK, Middle Channel

RSE-H&H n5 BW15 CH176300



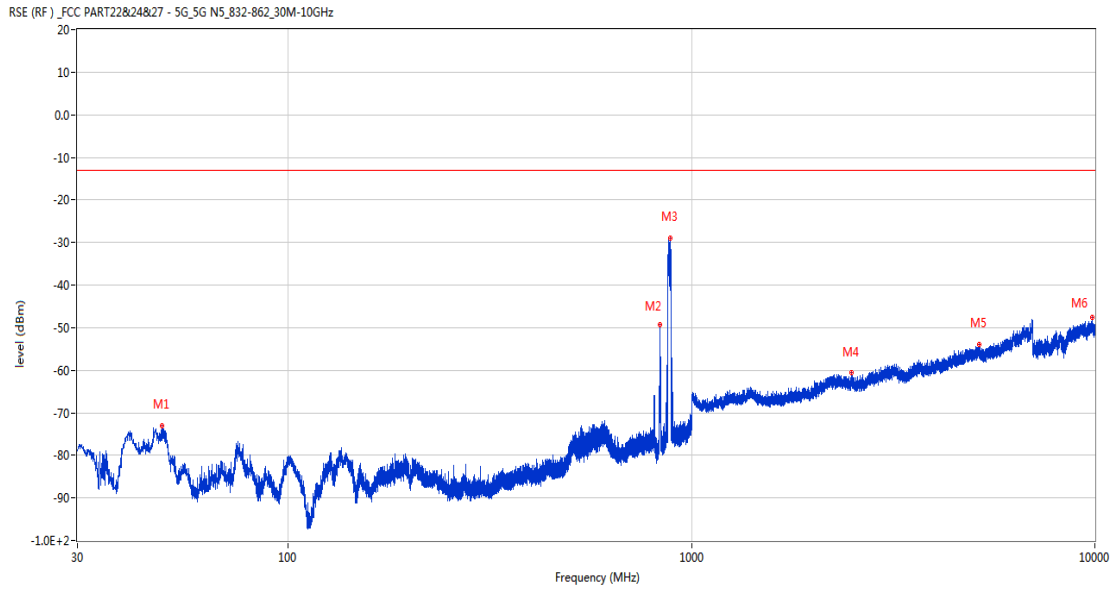
Frequency (MHz)	Result (dBm)	Factor (dB)	PK Limit (dBm)	Over Limit (dB)	Table (o)	ANT	EUT	Verdict
35.335	-68.89	-18.59	-13.0	-55.89	361.00	Horizontal	Horizontal	Pass
836.215	-51.03	2.58	-13.0	-38.03	85.00	Horizontal	Horizontal	N/A
877.441	-25.59	2.65	-13.0	-12.59	139.00	Horizontal	Horizontal	N/A
2446.400	-60.40	-1.53	-13.0	-47.40	10.00	Horizontal	Horizontal	Pass
4808.000	-54.63	7.20	-13.0	-41.63	131.00	Horizontal	Horizontal	Pass
9726.250	-48.18	16.29	-13.0	-35.18	328.00	Horizontal	Horizontal	Pass

RSE-H&V n5 BW15 CH176300



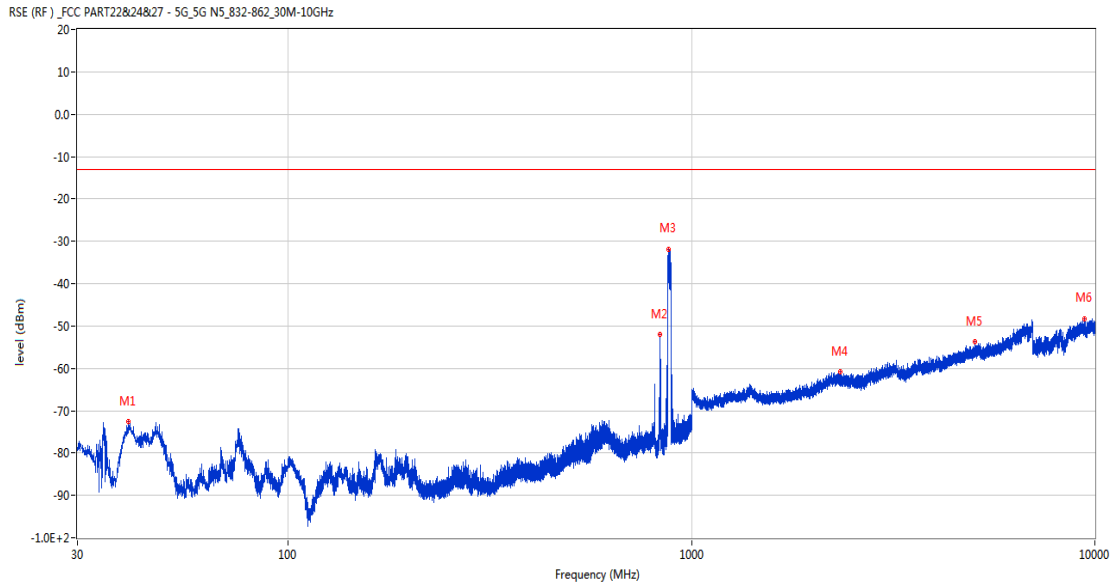
Frequency (MHz)	Result (dBm)	Factor (dB)	PK Limit (dBm)	Over Limit (dB)	Table (o)	ANT	EUT	Verdict
34.947	-66.65	-18.48	-13.0	-53.65	285.00	Horizontal	Vertical	Pass
836.264	-52.80	2.58	-13.0	-39.80	209.00	Horizontal	Vertical	N/A
879.817	-31.85	2.63	-13.0	-18.85	38.00	Horizontal	Vertical	N/A
2122.300	-61.27	-2.78	-13.0	-48.27	121.00	Horizontal	Vertical	Pass
5484.800	-53.53	7.30	-13.0	-40.53	150.00	Horizontal	Vertical	Pass
9845.049	-47.39	16.96	-13.0	-34.39	212.00	Horizontal	Vertical	Pass

RSE-V&V n5 BW15 CH176300



Frequency (MHz)	Result (dBm)	Factor (dB)	PK Limit (dBm)	Over Limit (dB)	Table (o)	ANT	EUT	Verdict
48.624	-73.02	-16.40	-13.0	-60.02	323.00	Vertical	Vertical	Pass
836.215	-49.43	2.58	-13.0	-36.43	217.00	Vertical	Vertical	N/A
885.006	-29.06	3.13	-13.0	-16.06	110.00	Vertical	Vertical	N/A
2488.800	-60.62	-0.65	-13.0	-47.62	99.00	Vertical	Vertical	Pass
5154.800	-54.03	7.29	-13.0	-41.03	321.00	Vertical	Vertical	Pass
9847.900	-47.70	16.95	-13.0	-34.70	11.00	Vertical	Vertical	Pass

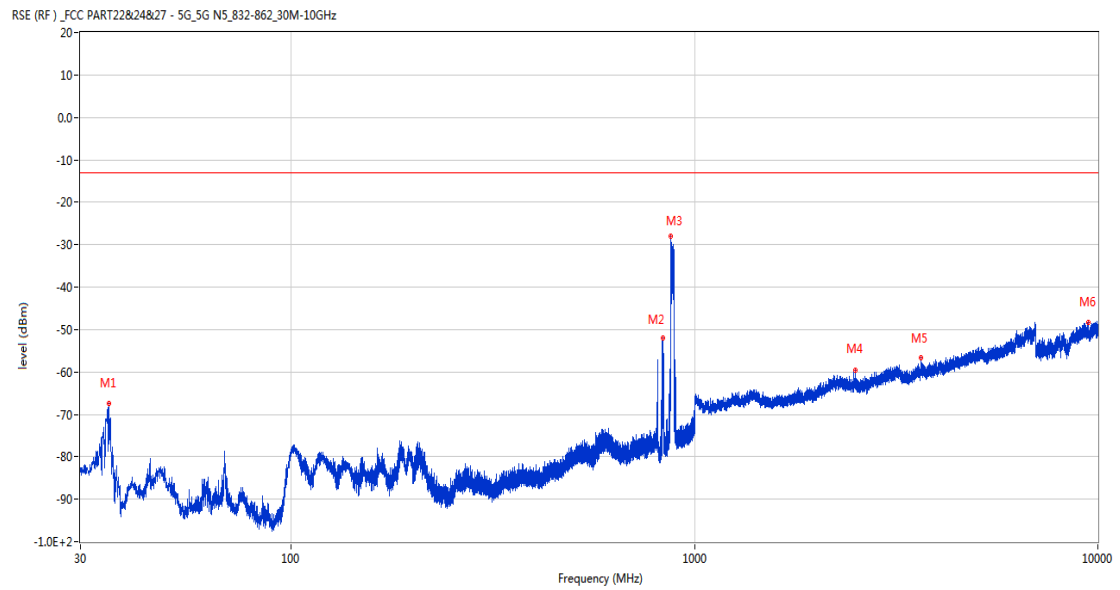
RSE-V&H n5 BW15 CH176300



Frequency (MHz)	Result (dBm)	Factor (dB)	PK Limit (dBm)	Over Limit (dB)	Table (o)	ANT	EUT	Verdict
40.185	-72.63	-18.45	-13.0	-59.63	44.00	Vertical	Horizontal	Pass
836.264	-52.07	2.58	-13.0	-39.07	107.00	Vertical	Horizontal	N/A
874.724	-31.86	2.48	-13.0	-18.86	200.00	Vertical	Horizontal	N/A
2332.000	-60.86	-1.35	-13.0	-47.86	104.00	Vertical	Horizontal	Pass
5030.600	-53.61	7.14	-13.0	-40.61	278.00	Vertical	Horizontal	Pass
9426.400	-48.33	16.19	-13.0	-35.33	342.00	Vertical	Horizontal	Pass

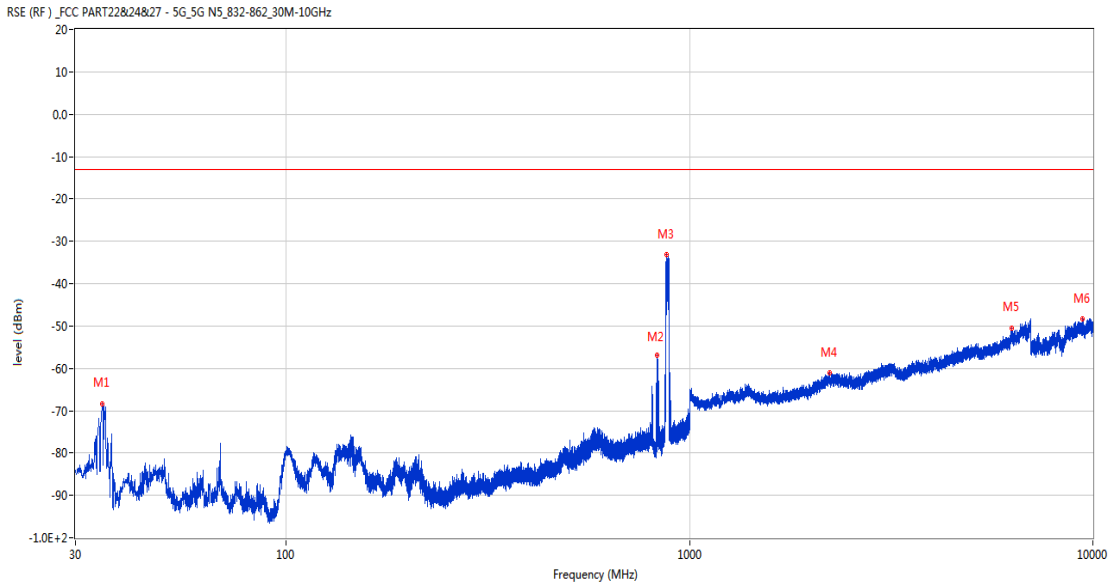
43.3 n5 BW20, QPSK, Middle Channel

RSE-H&H n5 BW20 CH176300



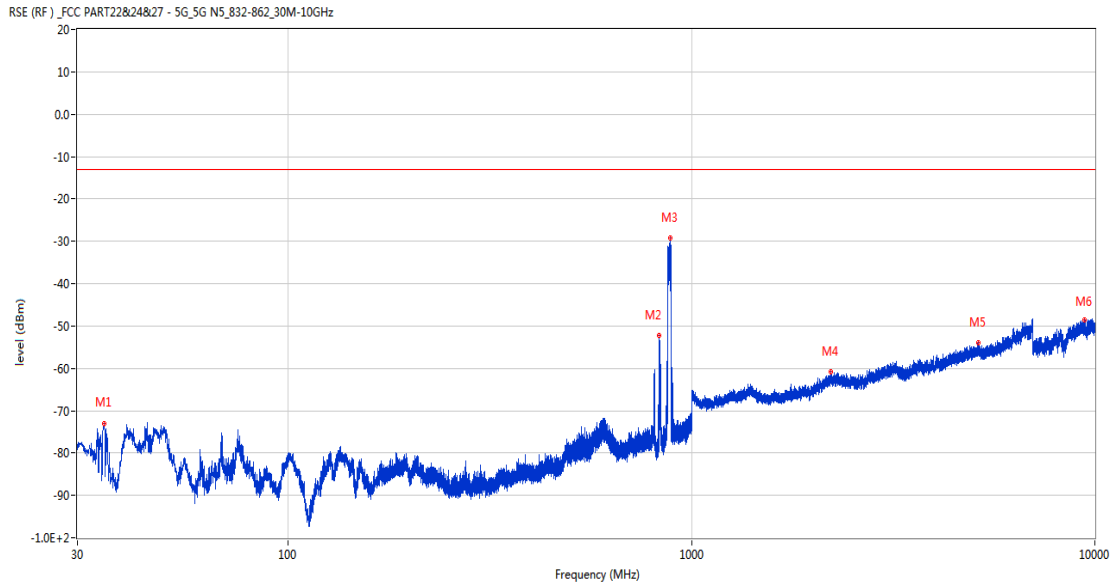
Frequency (MHz)	Result (dBm)	Factor (dB)	PK Limit (dBm)	Over Limit (dB)	Table (o)	ANT	EUT	Verdict
35.335	-67.35	-18.59	-13.0	-54.35	129.00	Horizontal	Horizontal	Pass
836.409	-52.10	2.59	-13.0	-39.10	266.00	Horizontal	Horizontal	N/A
873.900	-27.94	2.39	-13.0	-14.94	129.00	Horizontal	Horizontal	N/A
2509.100	-59.68	-0.96	-13.0	-46.68	49.00	Horizontal	Horizontal	Pass
3650.800	-56.69	4.46	-13.0	-43.69	213.00	Horizontal	Horizontal	Pass
9464.350	-48.42	16.42	-13.0	-35.42	61.00	Horizontal	Horizontal	Pass

RSE-H&V n5 BW20 CH176300



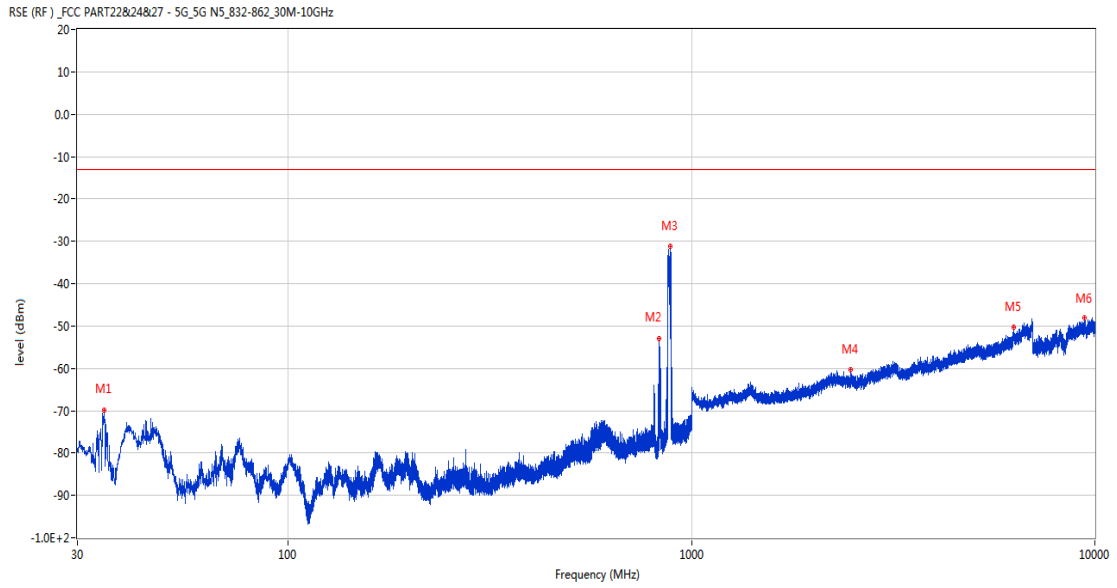
Frequency (MHz)	Result (dBm)	Factor (dB)	PK Limit (dBm)	Over Limit (dB)	Table (o)	ANT	EUT	Verdict
34.898	-68.30	-18.47	-13.0	-55.30	160.00	Horizontal	Vertical	Pass
831.172	-57.00	2.43	-13.0	-44.00	82.00	Horizontal	Vertical	N/A
877.974	-33.03	2.67	-13.0	-20.03	24.00	Horizontal	Vertical	N/A
2224.200	-61.08	-0.96	-13.0	-48.08	201.00	Horizontal	Vertical	Pass
6289.400	-50.48	11.36	-13.0	-37.48	145.00	Horizontal	Vertical	Pass
9442.300	-48.31	16.53	-13.0	-35.31	278.00	Horizontal	Vertical	Pass

RSE-V&V n5 BW20 CH176300



Frequency (MHz)	Result (dBm)	Factor (dB)	PK Limit (dBm)	Over Limit (dB)	Table (o)	ANT	EUT	Verdict
34.947	-72.94	-18.48	-13.0	-59.94	173.00	Vertical	Vertical	Pass
831.220	-52.35	2.43	-13.0	-39.35	173.00	Vertical	Vertical	N/A
885.152	-29.18	3.13	-13.0	-16.18	112.00	Vertical	Vertical	N/A
2218.800	-60.70	-0.98	-13.0	-47.70	60.00	Vertical	Vertical	Pass
5146.200	-54.01	7.48	-13.0	-41.01	173.00	Vertical	Vertical	Pass
9438.550	-48.47	16.44	-13.0	-35.47	332.00	Vertical	Vertical	Pass

RSE-V&H n5 BW20 CH176300

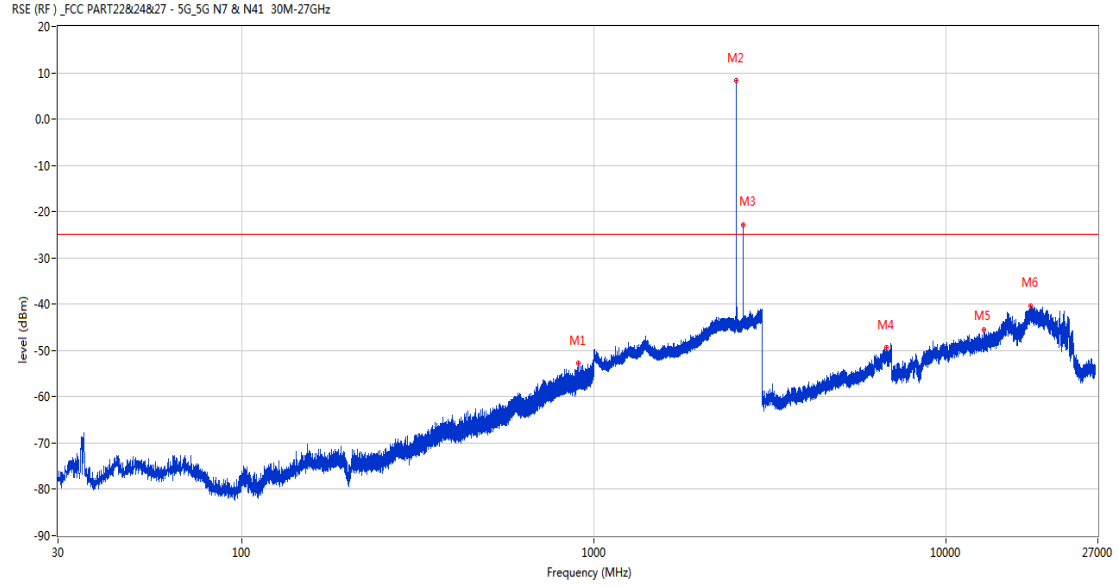


Frequency (MHz)	Result (dBm)	Factor (dB)	PK Limit (dBm)	Over Limit (dB)	Table (o)	ANT	EUT	Verdict
34.898	-69.79	-18.47	-13.0	-56.79	251.00	Vertical	Horizontal	Pass
831.220	-52.98	2.43	-13.0	-39.98	90.00	Vertical	Horizontal	N/A
884.327	-31.29	3.14	-13.0	-18.29	209.00	Vertical	Horizontal	N/A
2481.300	-60.31	-0.79	-13.0	-47.31	123.00	Vertical	Horizontal	Pass
6287.800	-50.19	11.45	-13.0	-37.19	199.00	Vertical	Horizontal	Pass
9437.500	-48.18	16.42	-13.0	-35.18	215.00	Vertical	Horizontal	Pass

44 n7

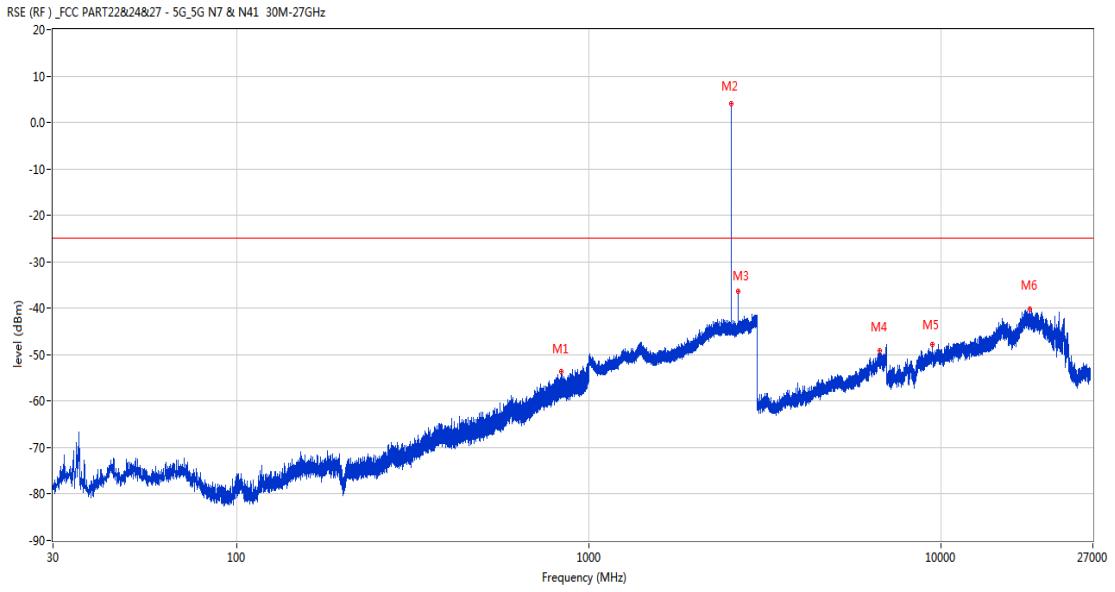
44.1 n7 BW5, QPSK, Middle Channel

RSE-H&H n7 BW5 CH531000



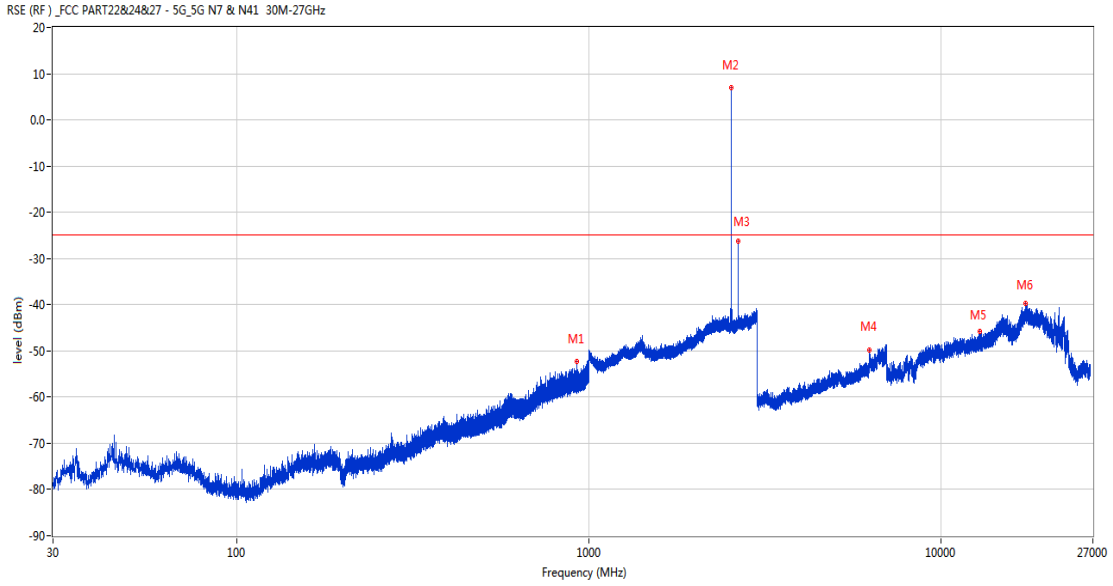
Frequency (MHz)	Result (dBm)	Factor (dB)	PK Limit (dBm)	Over Limit (dB)	Table (o)	ANT	EUT	Verdict
902.806	-52.78	40.97	-25.0	-27.78	231.00	Horizontal	Horizontal	Pass
2533.100	8.33	45.79	-25.0	33.33	134.00	Horizontal	Horizontal	N/A
2655.000	-22.98	46.09	-25.0	2.02	189.00	Horizontal	Horizontal	N/A
6789.600	-49.44	12.39	-25.0	-24.44	232.00	Horizontal	Horizontal	Pass
12830.063	-45.47	18.47	-25.0	-20.47	360.00	Horizontal	Horizontal	Pass
17379.713	-40.29	22.21	-25.0	-15.29	96.00	Horizontal	Horizontal	Pass

RSE-H&V n7 BW5 CH531000



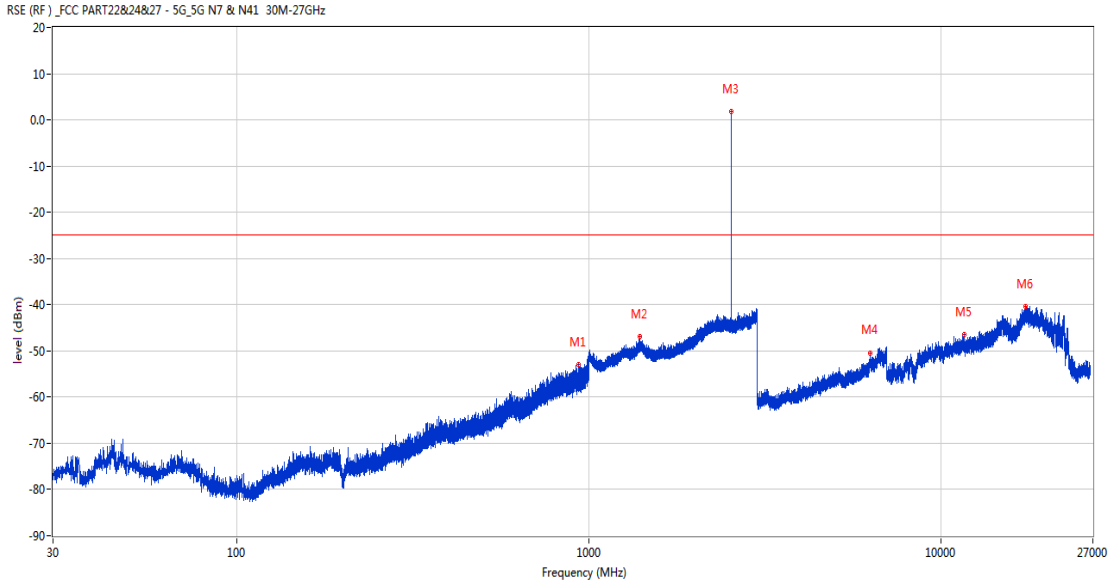
Frequency (MHz)	Result (dBm)	Factor (dB)	PK Limit (dBm)	Over Limit (dB)	Table (o)	ANT	EUT	Verdict
835.439	-53.74	40.53	-25.0	-28.74	361.00	Horizontal	Vertical	Pass
2533.000	3.99	45.80	-25.0	28.99	103.00	Horizontal	Vertical	N/A
2653.700	-36.31	46.04	-25.0	-11.31	96.00	Horizontal	Vertical	N/A
6684.400	-49.12	11.98	-25.0	-24.12	325.00	Horizontal	Vertical	Pass
9450.075	-47.82	16.74	-25.0	-22.82	181.00	Horizontal	Vertical	Pass
17893.425	-40.09	22.79	-25.0	-15.09	233.00	Horizontal	Vertical	Pass

RSE-V&V n7 BW5 CH531000



Frequency (MHz)	Result (dBm)	Factor (dB)	PK Limit (dBm)	Over Limit (dB)	Table (o)	ANT	EUT	Verdict
921.381	-52.36	41.37	-25.0	-27.36	206.00	Vertical	Vertical	Pass
2533.100	6.98	45.79	-25.0	31.98	360.00	Vertical	Vertical	N/A
2655.600	-26.20	46.10	-25.0	-1.20	145.00	Vertical	Vertical	N/A
6269.800	-49.86	10.86	-25.0	-24.86	260.00	Vertical	Vertical	Pass
12853.425	-45.76	19.46	-25.0	-20.76	203.00	Vertical	Vertical	Pass
17424.337	-39.75	22.54	-25.0	-14.75	191.00	Vertical	Vertical	Pass

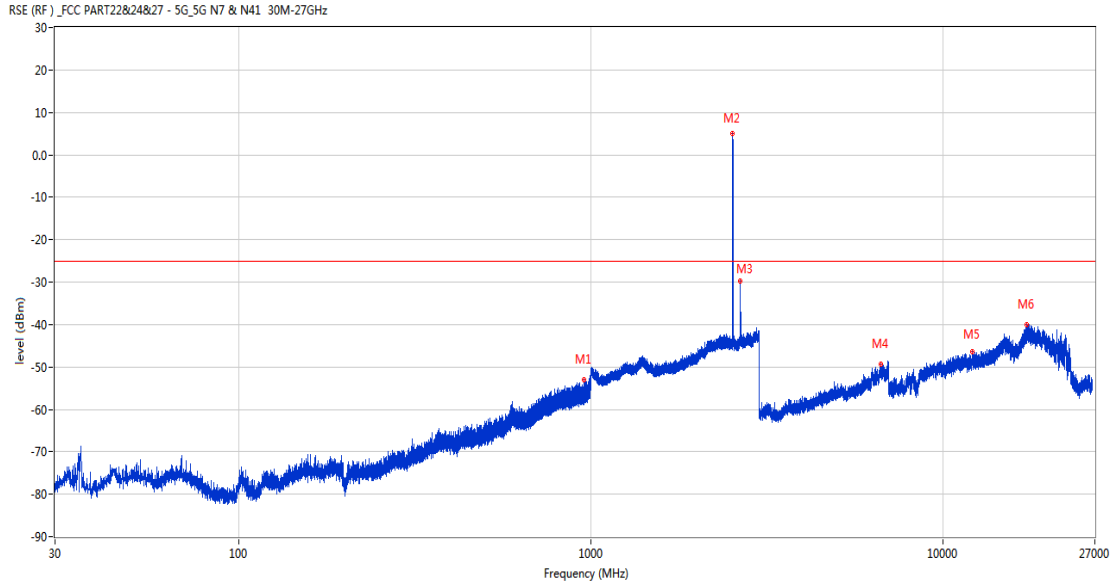
RSE-V&H n7 BW5 CH531000



Frequency (MHz)	Result (dBm)	Factor (dB)	PK Limit (dBm)	Over Limit (dB)	Table (o)	ANT	EUT	Verdict
821.084	-54.28	40.09	-25.0	-29.28	69.00	Vertical	Horizontal	Pass
1405.400	-47.40	44.95	-25.0	-22.40	218.00	Vertical	Horizontal	Pass
2535.500	4.84	45.73	-25.0	29.84	355.00	Vertical	Horizontal	N/A
5118.800	-53.98	7.83	-25.0	-28.98	211.00	Vertical	Horizontal	Pass
11598.850	-47.00	17.99	-25.0	-22.00	291.00	Vertical	Horizontal	Pass
17477.626	-40.13	21.70	-25.0	-15.13	6.00	Vertical	Horizontal	Pass

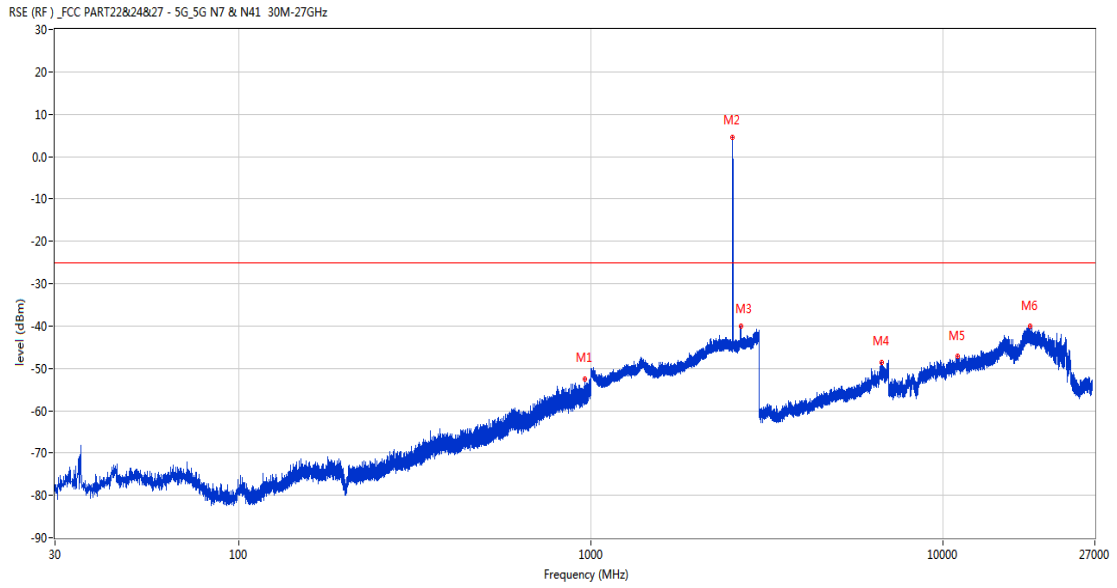
44.2 n7 BW15, QPSK, Middle Channel

RSE-H&H n7 BW15 CH531000



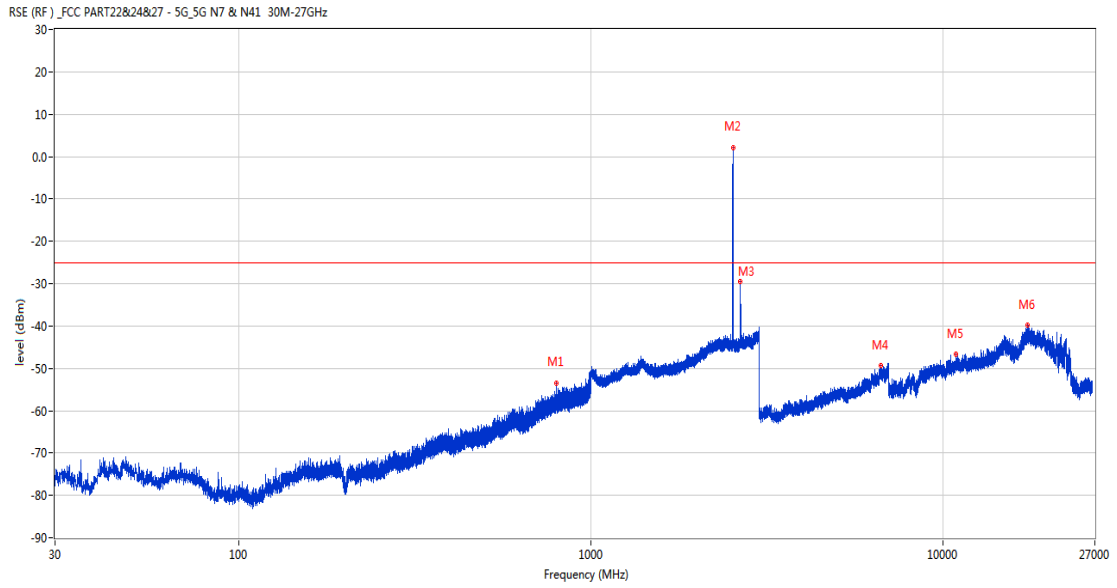
Frequency (MHz)	Result (dBm)	Factor (dB)	PK Limit (dBm)	Over Limit (dB)	Table (o)	ANT	EUT	Verdict
954.119	-53.14	41.50	-25.0	-28.14	115.00	Horizontal	Horizontal	Pass
2528.100	4.97	46.11	-25.0	29.97	67.00	Horizontal	Horizontal	N/A
2650.400	-29.87	46.25	-25.0	-4.87	184.00	Horizontal	Horizontal	N/A
6672.200	-49.31	11.58	-25.0	-24.31	283.00	Horizontal	Horizontal	Pass
12141.075	-46.52	18.16	-25.0	-21.52	56.00	Horizontal	Horizontal	Pass
17326.948	-40.16	21.08	-25.0	-15.16	225.00	Horizontal	Horizontal	Pass

RSE-H&V n7 BW15 CH531000



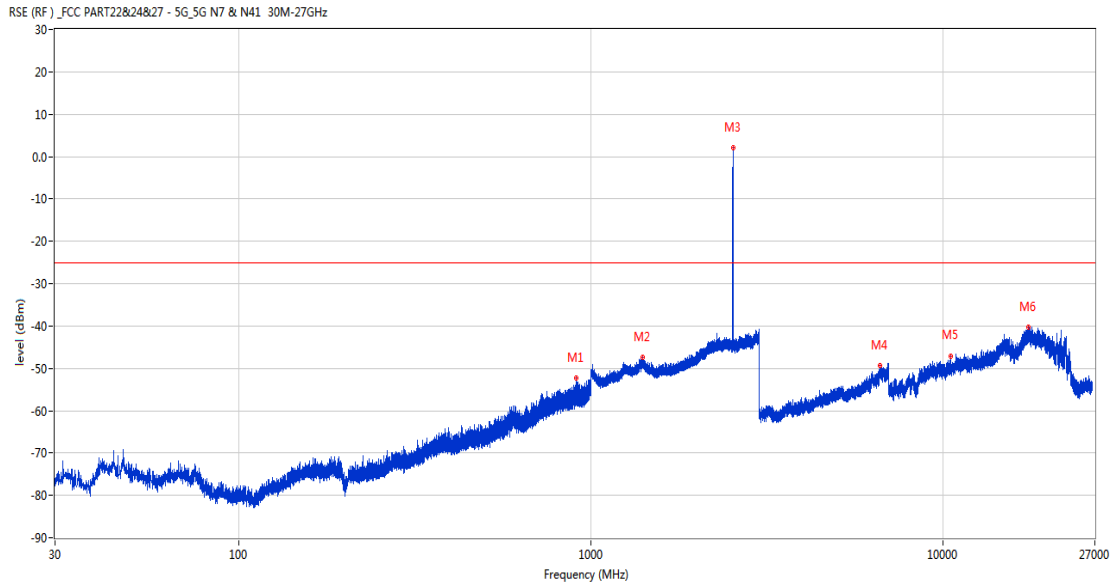
Frequency (MHz)	Result (dBm)	Factor (dB)	PK Limit (dBm)	Over Limit (dB)	Table (o)	ANT	EUT	Verdict
961.588	-52.55	41.85	-25.0	-27.55	161.00	Horizontal	Vertical	Pass
2528.300	4.46	46.10	-25.0	29.46	155.00	Horizontal	Vertical	N/A
2660.900	-40.01	46.23	-25.0	-15.01	28.00	Horizontal	Vertical	N/A
6685.400	-48.68	12.05	-25.0	-23.68	106.00	Horizontal	Vertical	Pass
11005.737	-47.19	17.35	-25.0	-22.19	111.00	Horizontal	Vertical	Pass
17656.125	-40.14	21.20	-25.0	-15.14	58.00	Horizontal	Vertical	Pass

RSE-V&V n7 BW15 CH531000



Frequency (MHz)	Result (dBm)	Factor (dB)	PK Limit (dBm)	Over Limit (dB)	Table (o)	ANT	EUT	Verdict
797.028	-53.58	39.87	-25.0	-28.58	0.00	Vertical	Vertical	Pass
2537.000	2.10	45.96	-25.0	27.10	-2.00	Vertical	Vertical	N/A
2648.700	-29.55	46.17	-25.0	-4.55	129.00	Vertical	Vertical	N/A
6670.800	-49.42	11.65	-25.0	-24.42	7.00	Vertical	Vertical	Pass
10892.750	-46.66	17.51	-25.0	-21.66	2.00	Vertical	Vertical	Pass
17421.187	-39.82	22.62	-25.0	-14.82	55.00	Vertical	Vertical	Pass

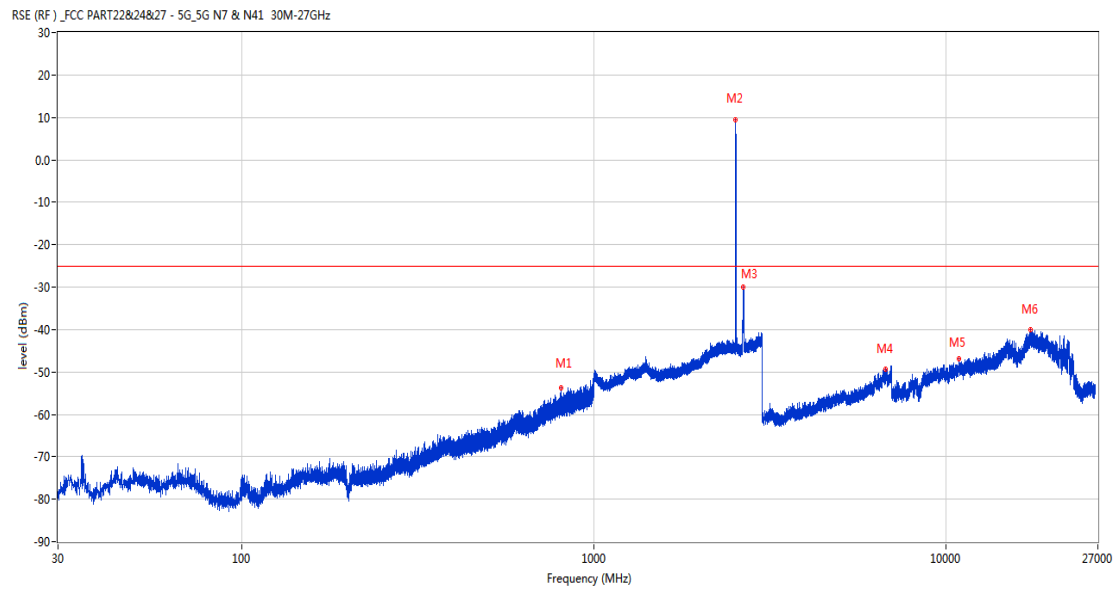
RSE-V&H n7 BW15 CH531000



Frequency (MHz)	Result (dBm)	Factor (dB)	PK Limit (dBm)	Over Limit (dB)	Table (o)	ANT	EUT	Verdict
907.705	-52.17	41.20	-25.0	-27.17	363.00	Vertical	Horizontal	Pass
1399.500	-47.30	45.17	-25.0	-22.30	188.00	Vertical	Horizontal	Pass
2532.200	1.97	45.84	-25.0	26.97	256.00	Vertical	Horizontal	N/A
6609.800	-49.30	12.29	-25.0	-24.30	140.00	Vertical	Horizontal	Pass
10491.112	-47.16	16.32	-25.0	-22.16	56.00	Vertical	Horizontal	Pass
17476.313	-40.20	21.71	-25.0	-15.20	361.00	Vertical	Horizontal	Pass

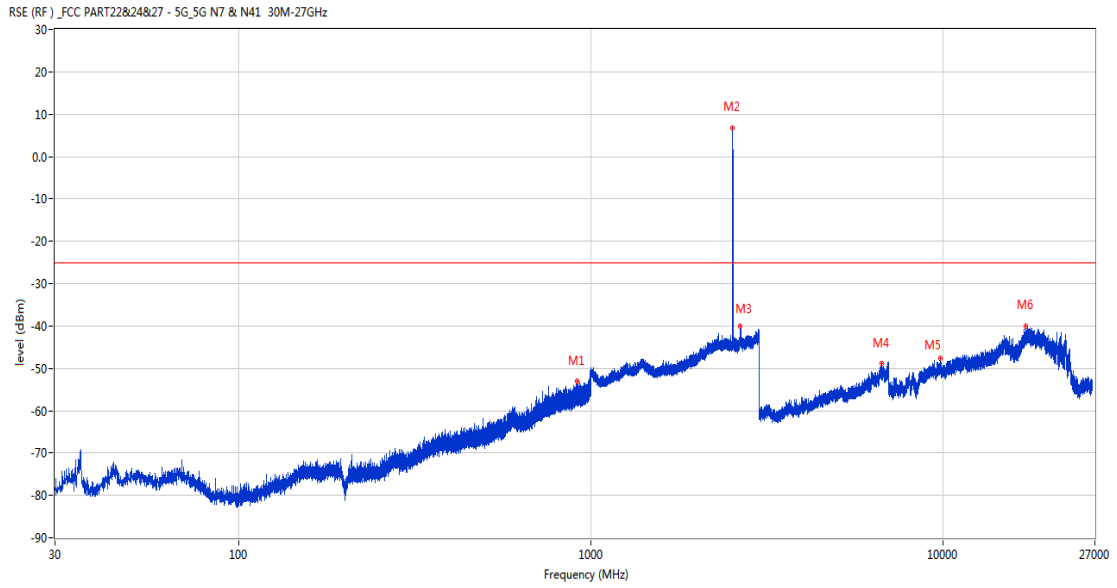
44.3 n7 BW20, QPSK, Middle Channel

RSE-H&H n7 BW20 CH531000



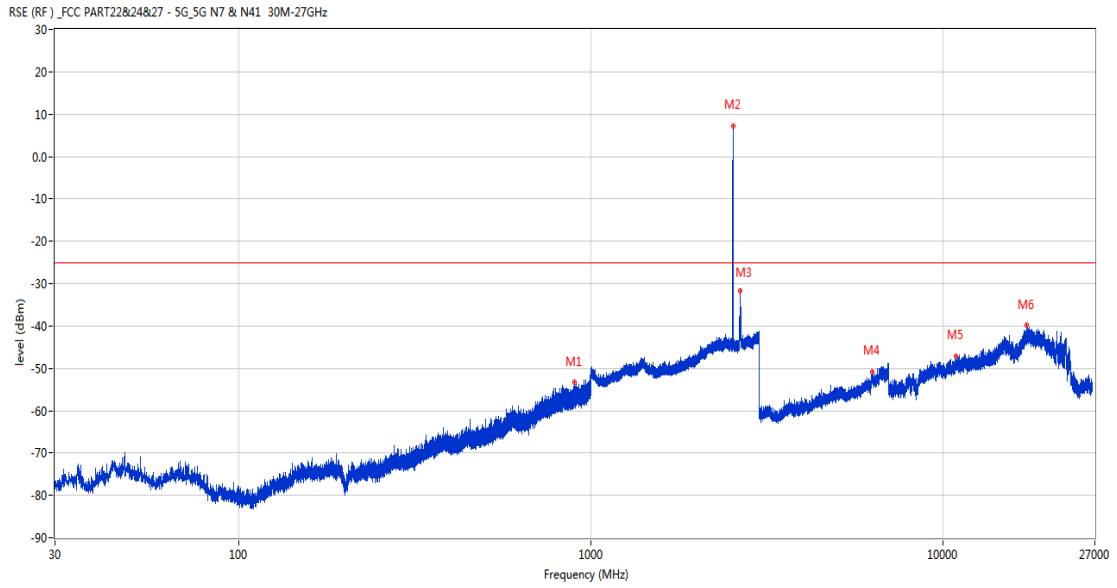
Frequency (MHz)	Result (dBm)	Factor (dB)	PK Limit (dBm)	Over Limit (dB)	Table (o)	ANT	EUT	Verdict
806.097	-53.84	40.04	-25.0	-28.84	76.00	Horizontal	Horizontal	Pass
2525.700	9.42	46.09	-25.0	34.42	64.00	Horizontal	Horizontal	N/A
2655.100	-30.09	46.09	-25.0	-5.09	187.00	Horizontal	Horizontal	N/A
6744.400	-49.44	11.91	-25.0	-24.44	331.00	Horizontal	Horizontal	Pass
10895.625	-46.93	17.59	-25.0	-21.93	360.00	Horizontal	Horizontal	Pass
17429.062	-40.14	22.43	-25.0	-15.14	15.00	Horizontal	Horizontal	Pass

RSE-H&V n7 BW20 CH531000



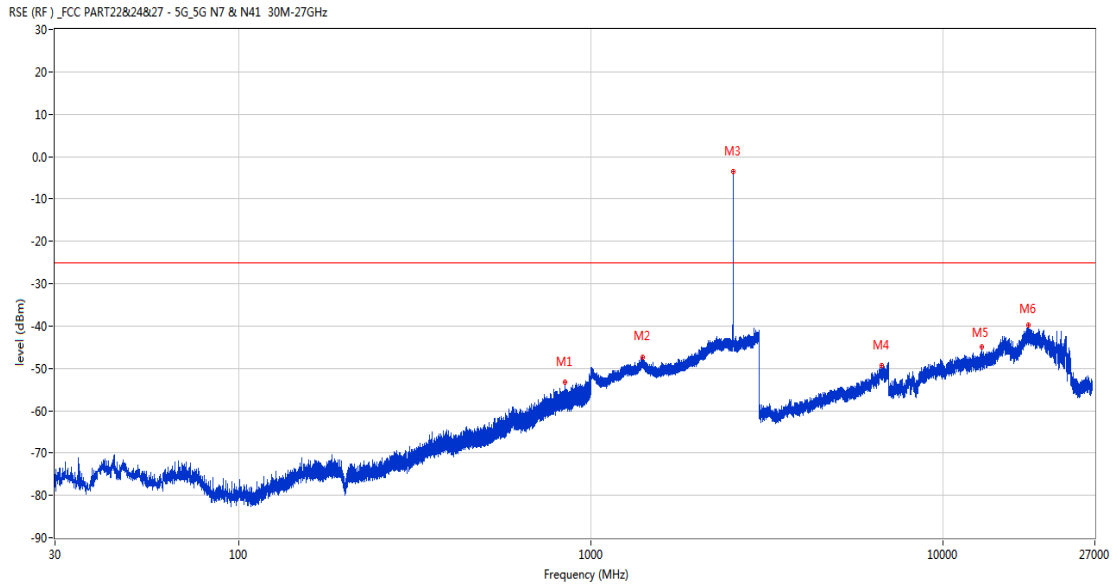
Frequency (MHz)	Result (dBm)	Factor (dB)	PK Limit (dBm)	Over Limit (dB)	Table (o)	ANT	EUT	Verdict
914.252	-53.03	41.28	-25.0	-28.03	43.00	Horizontal	Vertical	Pass
2525.400	6.62	46.07	-25.0	31.62	135.00	Horizontal	Vertical	N/A
2656.900	-40.05	46.15	-25.0	-15.05	23.00	Horizontal	Vertical	N/A
6686.200	-48.97	12.01	-25.0	-23.97	54.00	Horizontal	Vertical	Pass
9849.987	-47.71	16.94	-25.0	-22.71	197.00	Horizontal	Vertical	Pass
17215.650	-40.07	20.50	-25.0	-15.07	198.00	Horizontal	Vertical	Pass

RSE-V&V n7 BW20 CH531000



Frequency (MHz)	Result (dBm)	Factor (dB)	PK Limit (dBm)	Over Limit (dB)	Table (o)	ANT	EUT	Verdict
897.810	-53.28	40.98	-25.0	-28.28	92.00	Vertical	Vertical	Pass
2529.700	7.20	46.02	-25.0	32.20	-2.00	Vertical	Vertical	N/A
2649.700	-31.66	46.27	-25.0	-6.66	130.00	Vertical	Vertical	N/A
6282.000	-50.70	11.30	-25.0	-25.70	233.00	Vertical	Vertical	Pass
10863.713	-47.20	17.45	-25.0	-22.20	195.00	Vertical	Vertical	Pass
17315.662	-39.90	21.09	-25.0	-14.90	193.00	Vertical	Vertical	Pass

RSE-V&H n7 BW20 CH531000

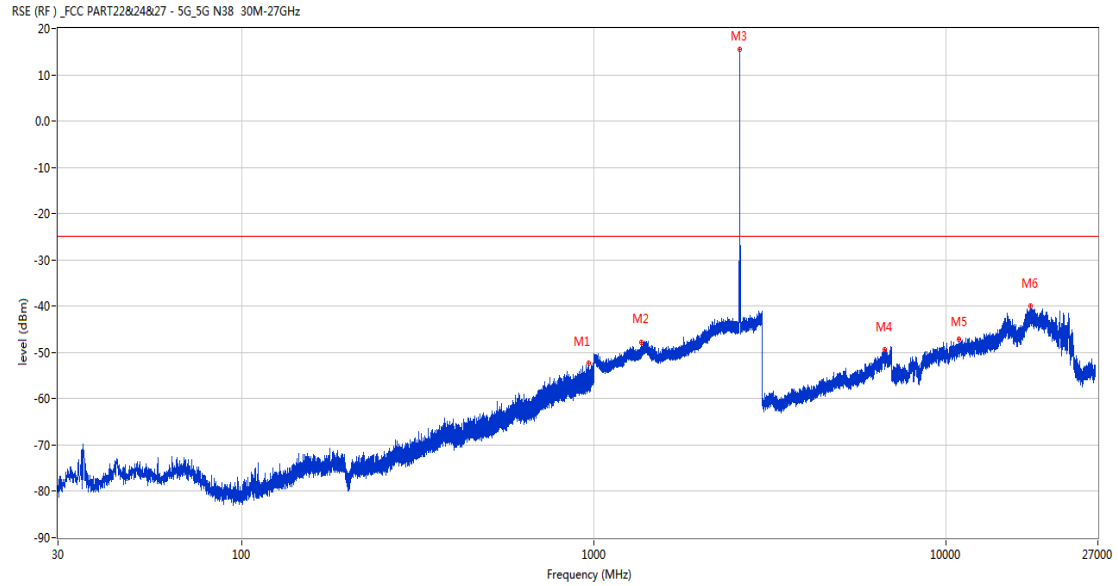


Frequency (MHz)	Result (dBm)	Factor (dB)	PK Limit (dBm)	Over Limit (dB)	Table (o)	ANT	EUT	Verdict
843.684	-53.29	40.51	-25.0	-28.29	174.00	Vertical	Horizontal	Pass
1401.100	-47.49	45.14	-25.0	-22.49	98.00	Vertical	Horizontal	Pass
2529.600	-3.46	46.03	-25.0	21.54	98.00	Vertical	Horizontal	N/A
6683.800	-49.24	11.93	-25.0	-24.24	108.00	Vertical	Horizontal	Pass
12856.313	-45.05	19.47	-25.0	-20.05	261.00	Vertical	Horizontal	Pass
17478.412	-39.74	21.70	-25.0	-14.74	59.00	Vertical	Horizontal	Pass

45 n38

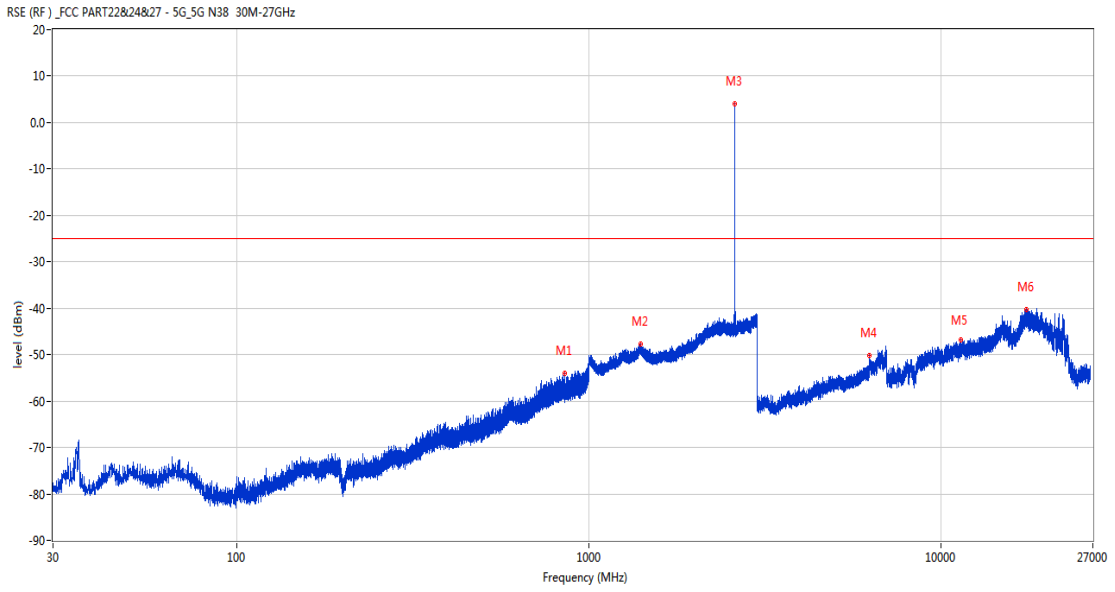
45.1 n38 BW10, QPSK, Middle Channel

RSE-H&H n38 BW10 CH519000



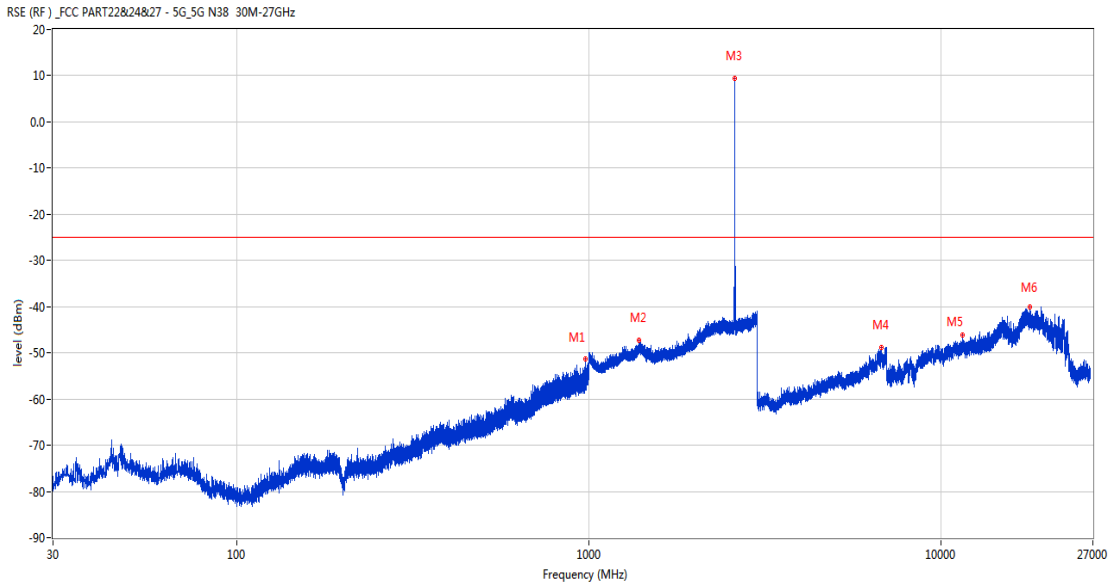
Frequency (MHz)	Result (dBm)	Factor (dB)	PK Limit (dBm)	Over Limit (dB)	Table (o)	ANT	EUT	Verdict
966.535	-52.24	42.10	-25.0	-27.24	0.00	Horizontal	Horizontal	Pass
1361.300	-47.89	43.95	-25.0	-22.89	53.00	Horizontal	Horizontal	Pass
2594.900	15.48	46.18	-25.0	40.48	143.00	Horizontal	Horizontal	N/A
6680.400	-49.32	11.78	-25.0	-24.32	53.00	Horizontal	Horizontal	Pass
10889.012	-47.17	17.40	-25.0	-22.17	322.00	Horizontal	Horizontal	Pass
17416.200	-39.95	22.66	-25.0	-14.95	60.00	Horizontal	Horizontal	Pass

RSE-H&V n38 BW10 CH519000



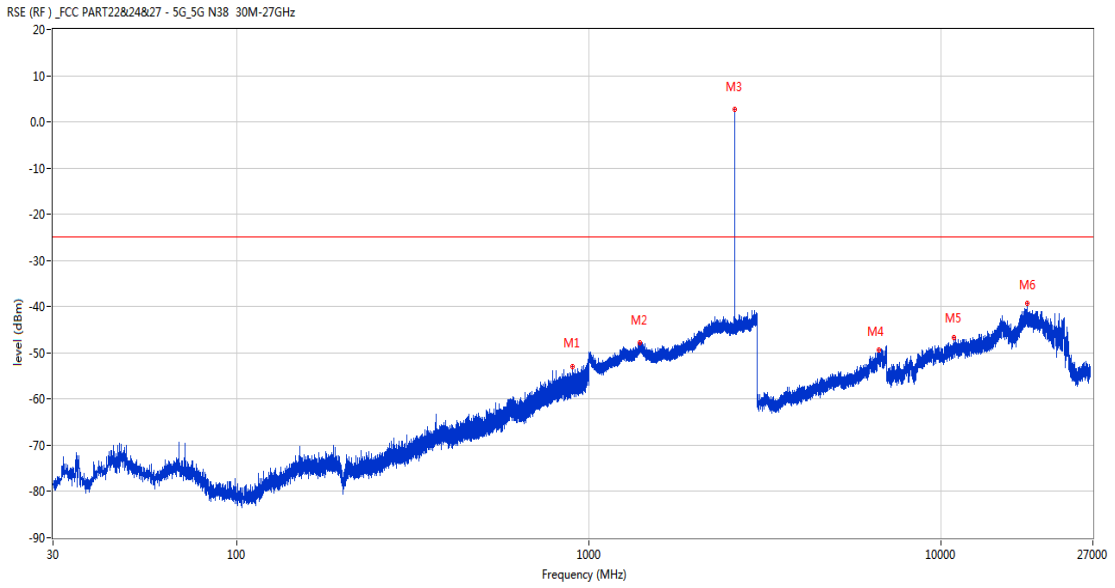
Frequency (MHz)	Result (dBm)	Factor (dB)	PK Limit (dBm)	Over Limit (dB)	Table (o)	ANT	EUT	Verdict
851.638	-54.03	40.47	-25.0	-29.03	327.00	Horizontal	Vertical	Pass
1398.200	-47.68	45.16	-25.0	-22.68	145.00	Horizontal	Vertical	Pass
2595.300	4.04	46.15	-25.0	29.04	108.00	Horizontal	Vertical	N/A
6274.600	-50.09	11.13	-25.0	-25.09	257.00	Horizontal	Vertical	Pass
11380.062	-46.85	16.93	-25.0	-21.85	0.00	Horizontal	Vertical	Pass
17444.026	-40.23	22.07	-25.0	-15.23	242.00	Horizontal	Vertical	Pass

RSE-V&V n38 BW10 CH519000



Frequency (MHz)	Result (dBm)	Factor (dB)	PK Limit (dBm)	Over Limit (dB)	Table (o)	ANT	EUT	Verdict
978.708	-51.28	42.35	-25.0	-26.28	123.00	Vertical	Vertical	Pass
1389.200	-47.34	44.95	-25.0	-22.34	361.00	Vertical	Vertical	Pass
2591.000	9.53	45.86	-25.0	34.53	288.00	Vertical	Vertical	N/A
6774.000	-48.84	11.71	-25.0	-23.84	233.00	Vertical	Vertical	Pass
11502.537	-46.18	17.76	-25.0	-21.18	291.00	Vertical	Vertical	Pass
17901.562	-39.99	22.82	-25.0	-14.99	295.00	Vertical	Vertical	Pass

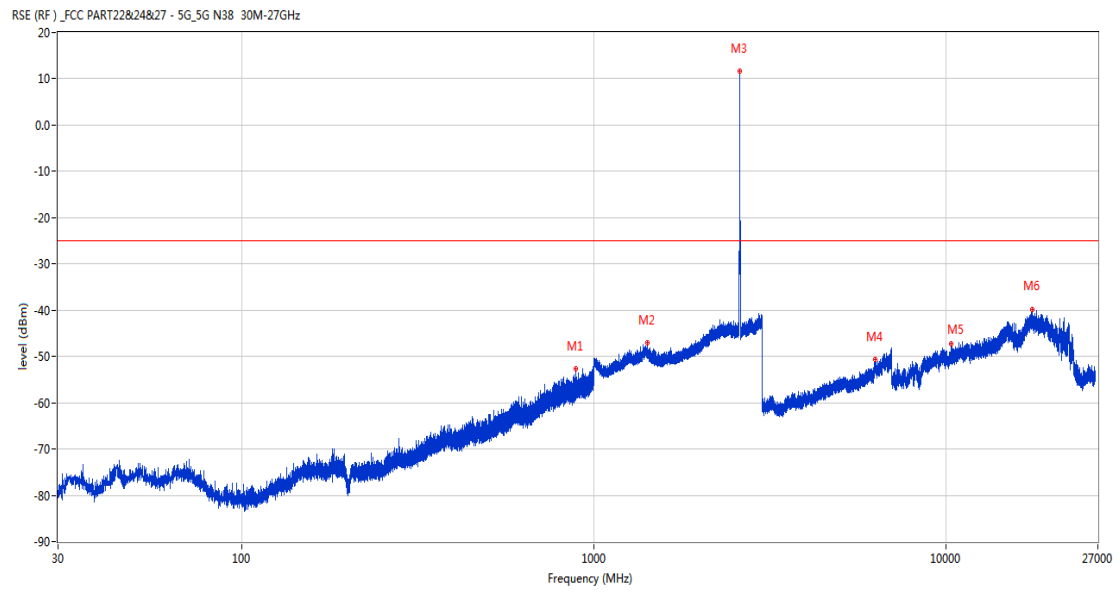
RSE-V&H n38 BW10 CH519000



Frequency (MHz)	Result (dBm)	Factor (dB)	PK Limit (dBm)	Over Limit (dB)	Table (o)	ANT	EUT	Verdict
899.993	-53.00	41.06	-25.0	-28.00	83.00	Vertical	Horizontal	Pass
1395.600	-47.78	45.14	-25.0	-22.78	315.00	Vertical	Horizontal	Pass
2593.700	2.60	46.02	-25.0	27.60	361.00	Vertical	Horizontal	N/A
6673.400	-49.28	11.61	-25.0	-24.28	190.00	Vertical	Horizontal	Pass
10857.675	-46.69	17.55	-25.0	-21.69	333.00	Vertical	Horizontal	Pass
17582.625	-39.16	22.16	-25.0	-14.16	148.00	Vertical	Horizontal	Pass

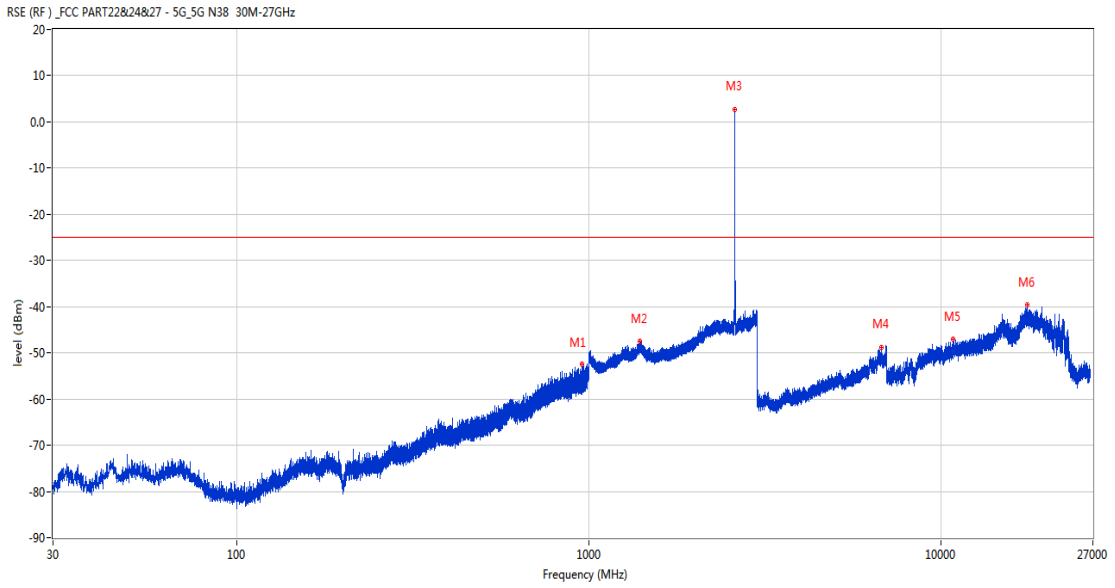
45.2 n38 BW15, QPSK, Middle Channel

RSE-H&H n38 BW15 CH519000



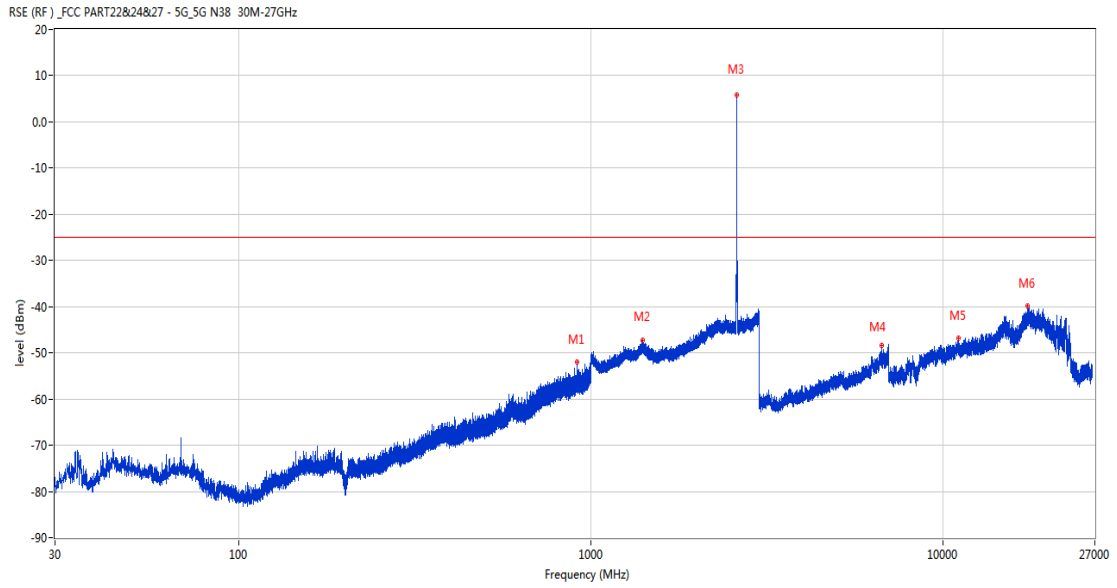
Frequency (MHz)	Result (dBm)	Factor (dB)	PK Limit (dBm)	Over Limit (dB)	Table (o)	ANT	EUT	Verdict
885.201	-52.75	40.52	-25.0	-27.75	219.00	Horizontal	Horizontal	Pass
1413.900	-46.98	44.79	-25.0	-21.98	-1.00	Horizontal	Horizontal	Pass
2595.000	11.63	46.17	-25.0	36.63	115.00	Horizontal	Horizontal	N/A
6298.600	-50.72	10.93	-25.0	-25.72	65.00	Horizontal	Horizontal	Pass
10348.800	-47.27	16.92	-25.0	-22.27	245.00	Horizontal	Horizontal	Pass
17593.387	-39.74	22.04	-25.0	-14.74	194.00	Horizontal	Horizontal	Pass

RSE-H&V n38 BW15 CH519000



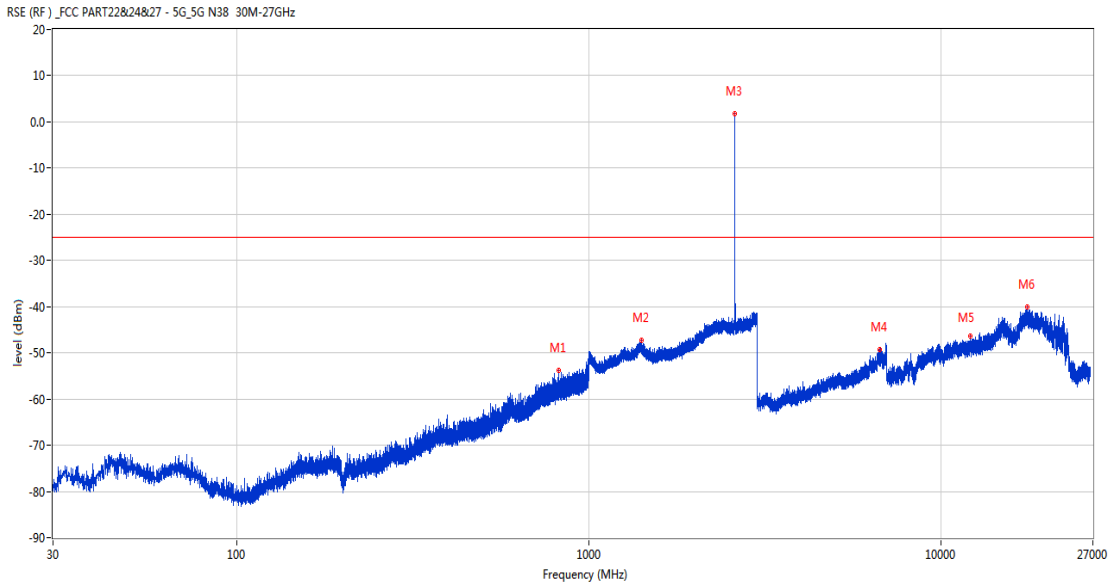
Frequency (MHz)	Result (dBm)	Factor (dB)	PK Limit (dBm)	Over Limit (dB)	Table (o)	ANT	EUT	Verdict
952.810	-52.45	41.57	-25.0	-27.45	32.00	Horizontal	Vertical	Pass
1396.000	-47.43	45.15	-25.0	-22.43	174.00	Horizontal	Vertical	Pass
2588.800	2.70	46.20	-25.0	27.70	85.00	Horizontal	Vertical	N/A
6763.600	-48.81	11.45	-25.0	-23.81	265.00	Horizontal	Vertical	Pass
10825.475	-47.06	17.28	-25.0	-22.06	278.00	Horizontal	Vertical	Pass
17585.775	-39.63	22.13	-25.0	-14.63	322.00	Horizontal	Vertical	Pass

RSE-V&V n38 BW15 CH519000



Frequency (MHz)	Result (dBm)	Factor (dB)	PK Limit (dBm)	Over Limit (dB)	Table (o)	ANT	EUT	Verdict
914.252	-52.01	41.28	-25.0	-27.01	64.00	Vertical	Vertical	Pass
1398.900	-47.22	45.16	-25.0	-22.22	70.00	Vertical	Vertical	Pass
2595.600	5.80	46.12	-25.0	30.80	89.00	Vertical	Vertical	N/A
6687.000	-48.28	11.96	-25.0	-23.28	194.00	Vertical	Vertical	Pass
11072.725	-46.90	15.83	-25.0	-21.90	120.00	Vertical	Vertical	Pass
17423.286	-39.88	22.57	-25.0	-14.88	213.00	Vertical	Vertical	Pass

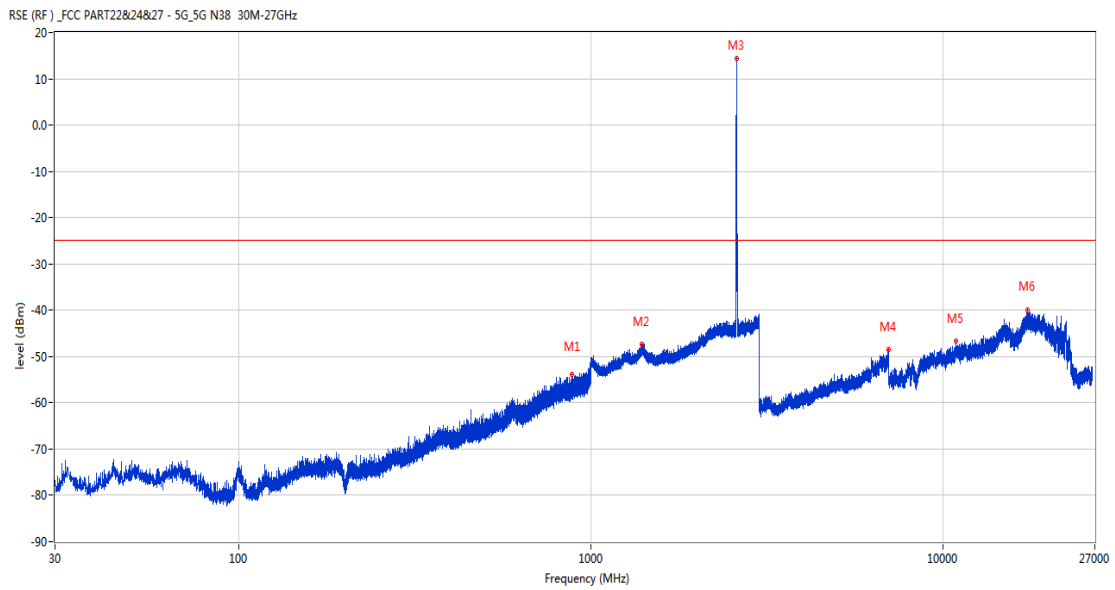
RSE-V&H n38 BW15 CH519000



Frequency (MHz)	Result (dBm)	Factor (dB)	PK Limit (dBm)	Over Limit (dB)	Table (o)	ANT	EUT	Verdict
819.628	-53.77	40.05	-25.0	-28.77	218.00	Vertical	Horizontal	Pass
1409.900	-47.30	44.86	-25.0	-22.30	84.00	Vertical	Horizontal	Pass
2587.900	1.69	46.21	-25.0	26.69	39.00	Vertical	Horizontal	N/A
6677.400	-49.38	11.74	-25.0	-24.38	290.00	Vertical	Horizontal	Pass
12099.675	-46.34	18.17	-25.0	-21.34	300.00	Vertical	Horizontal	Pass
17583.938	-39.99	22.15	-25.0	-14.99	18.00	Vertical	Horizontal	Pass

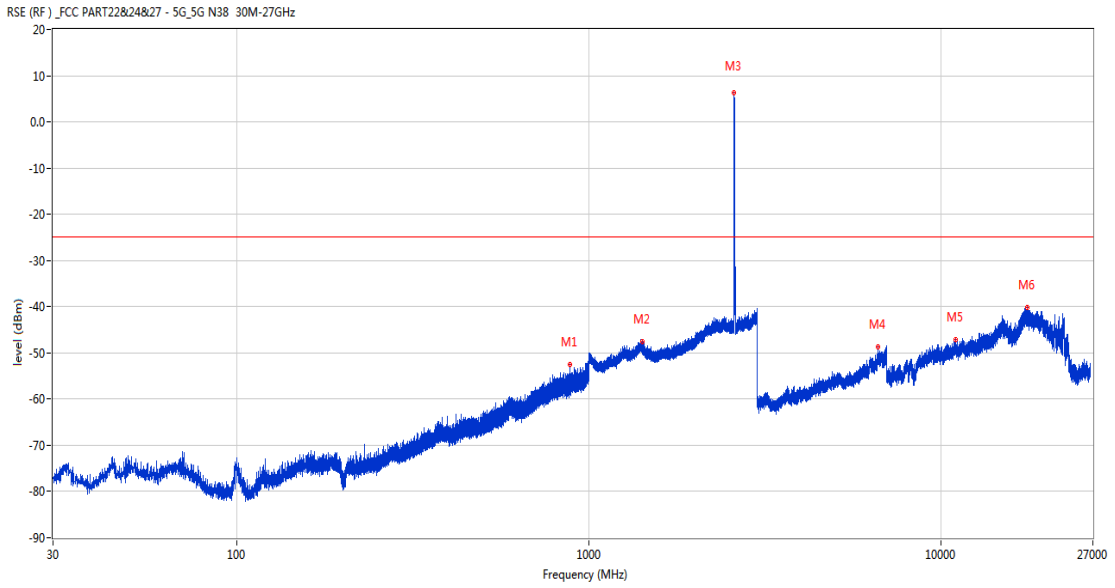
45.3 n38 BW20, QPSK, Middle Channel

RSE-H&H n38 BW20 CH519000



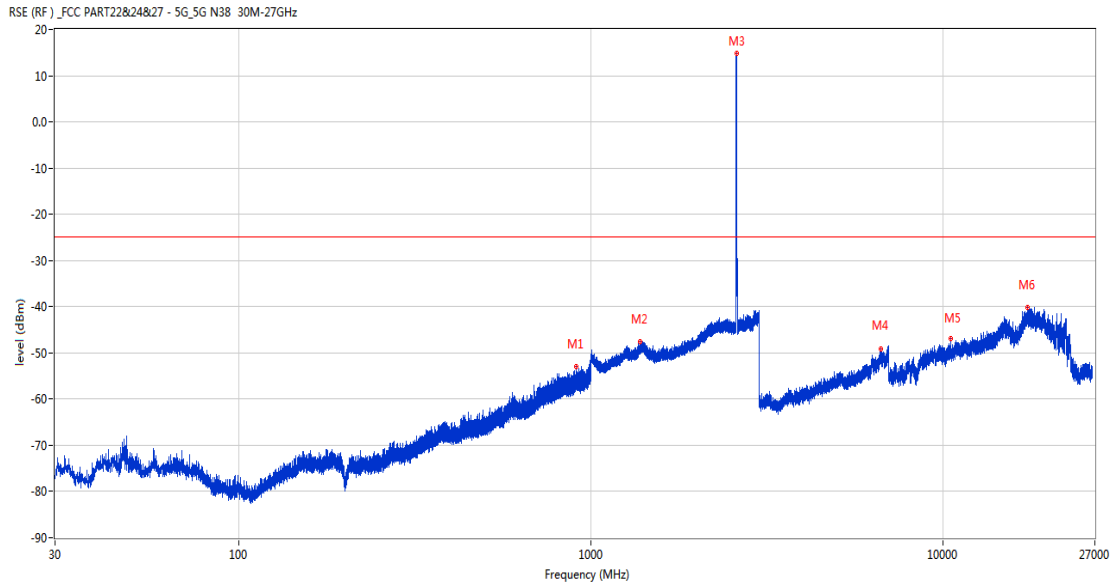
Frequency (MHz)	Result (dBm)	Factor (dB)	PK Limit (dBm)	Over Limit (dB)	Table (o)	ANT	EUT	Verdict
883.988	-53.92	40.56	-25.0	-28.92	185.00	Horizontal	Horizontal	Pass
1396.500	-47.33	45.16	-25.0	-22.33	244.00	Horizontal	Horizontal	Pass
2594.200	14.30	46.09	-25.0	39.30	105.00	Horizontal	Horizontal	N/A
6999.200	-48.56	13.65	-25.0	-23.56	0.00	Horizontal	Horizontal	Pass
10854.799	-46.61	17.60	-25.0	-21.61	23.00	Horizontal	Horizontal	Pass
17422.238	-40.01	22.60	-25.0	-15.01	250.00	Horizontal	Horizontal	Pass

RSE-H&V n38 BW20 CH519000



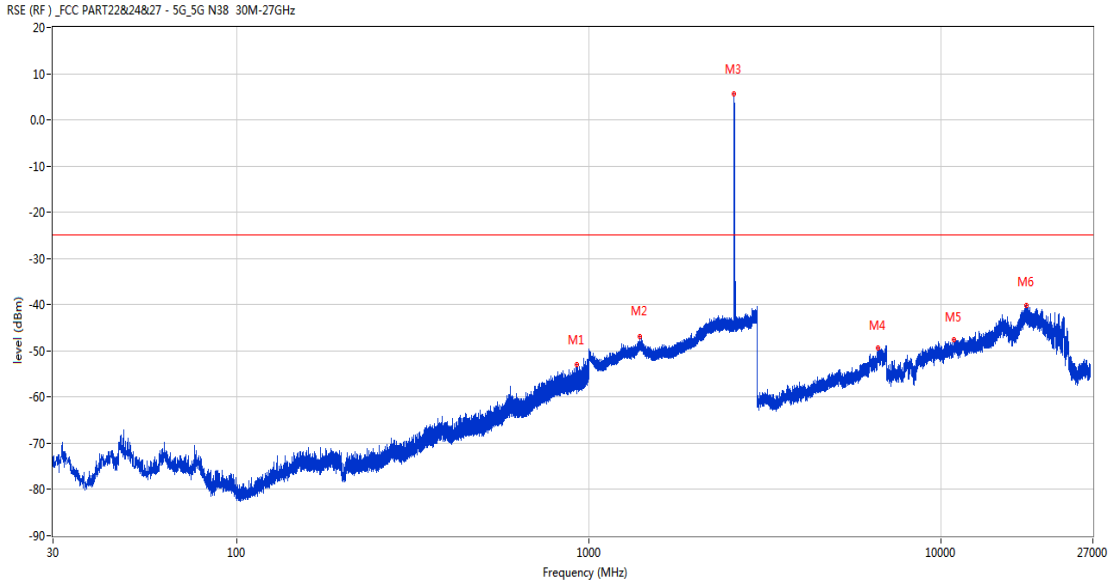
Frequency (MHz)	Result (dBm)	Factor (dB)	PK Limit (dBm)	Over Limit (dB)	Table (o)	ANT	EUT	Verdict
884.134	-52.53	40.58	-25.0	-27.53	85.00	Horizontal	Vertical	Pass
1413.800	-47.66	44.79	-25.0	-22.66	3.00	Horizontal	Vertical	Pass
2586.100	6.32	46.05	-25.0	31.32	294.00	Horizontal	Vertical	N/A
6605.400	-48.76	12.14	-25.0	-23.76	217.00	Horizontal	Vertical	Pass
10982.737	-47.02	17.23	-25.0	-22.02	13.00	Horizontal	Vertical	Pass
17594.438	-40.08	22.03	-25.0	-15.08	185.00	Horizontal	Vertical	Pass

RSE-V&V n38 BW20 CH519000



Frequency (MHz)	Result (dBm)	Factor (dB)	PK Limit (dBm)	Over Limit (dB)	Table (o)	ANT	EUT	Verdict
905.182	-53.03	40.99	-25.0	-28.03	129.00	Vertical	Vertical	Pass
1381.000	-47.60	44.80	-25.0	-22.60	360.00	Vertical	Vertical	Pass
2594.400	14.78	46.12	-25.0	39.78	349.00	Vertical	Vertical	N/A
6673.400	-49.24	11.61	-25.0	-24.24	360.00	Vertical	Vertical	Pass
10533.662	-46.94	16.27	-25.0	-21.94	328.00	Vertical	Vertical	Pass
17381.550	-40.27	22.26	-25.0	-15.27	278.00	Vertical	Vertical	Pass

RSE-V&H n38 BW20 CH519000

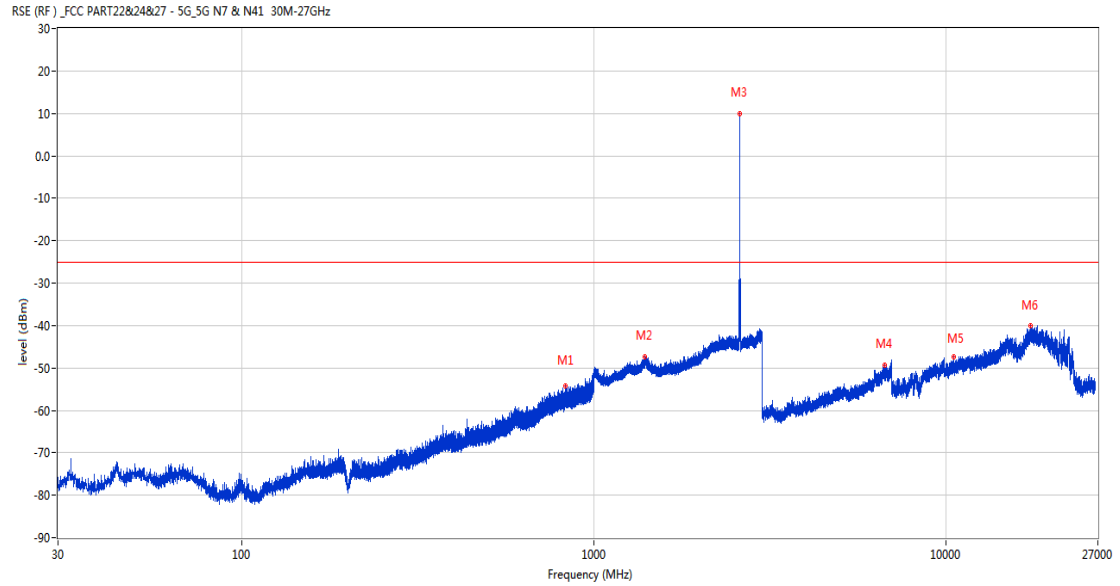


Frequency (MHz)	Result (dBm)	Factor (dB)	PK Limit (dBm)	Over Limit (dB)	Table (o)	ANT	EUT	Verdict
924.049	-52.91	41.36	-25.0	-27.91	331.00	Vertical	Horizontal	Pass
1396.200	-46.94	45.16	-25.0	-21.94	322.00	Vertical	Horizontal	Pass
2586.200	5.66	46.06	-25.0	30.66	360.00	Vertical	Horizontal	N/A
6635.600	-49.47	12.05	-25.0	-24.47	155.00	Vertical	Horizontal	Pass
10901.375	-47.58	17.71	-25.0	-22.58	10.00	Vertical	Horizontal	Pass
17447.176	-40.21	22.00	-25.0	-15.21	42.00	Vertical	Horizontal	Pass

46 n41

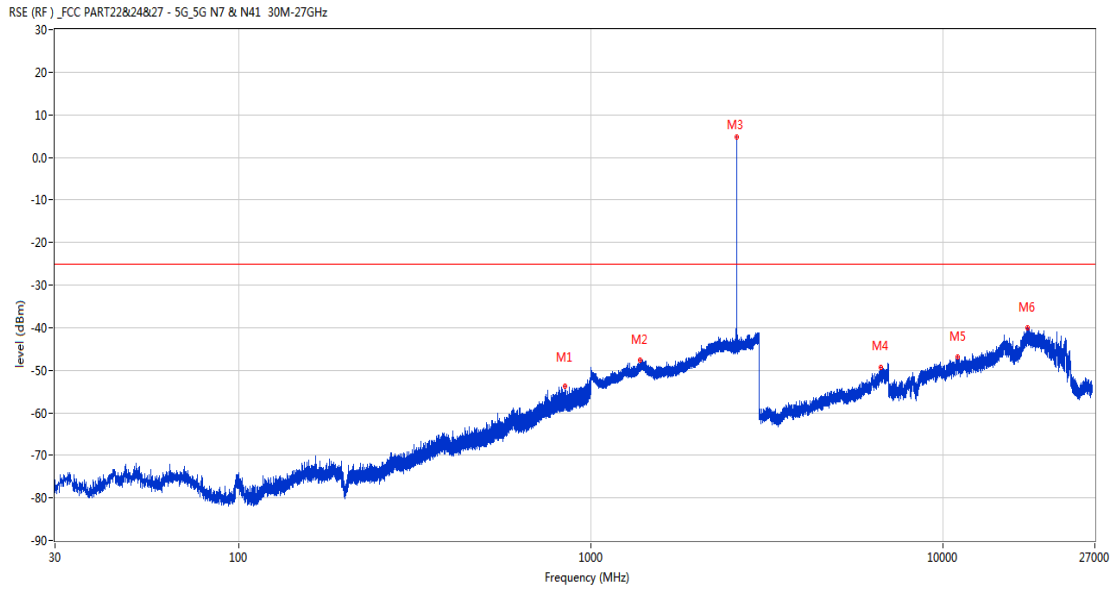
46.1 n41 BW10, QPSK, Middle Channel

RSE-H&H n41 BW10 CH518598



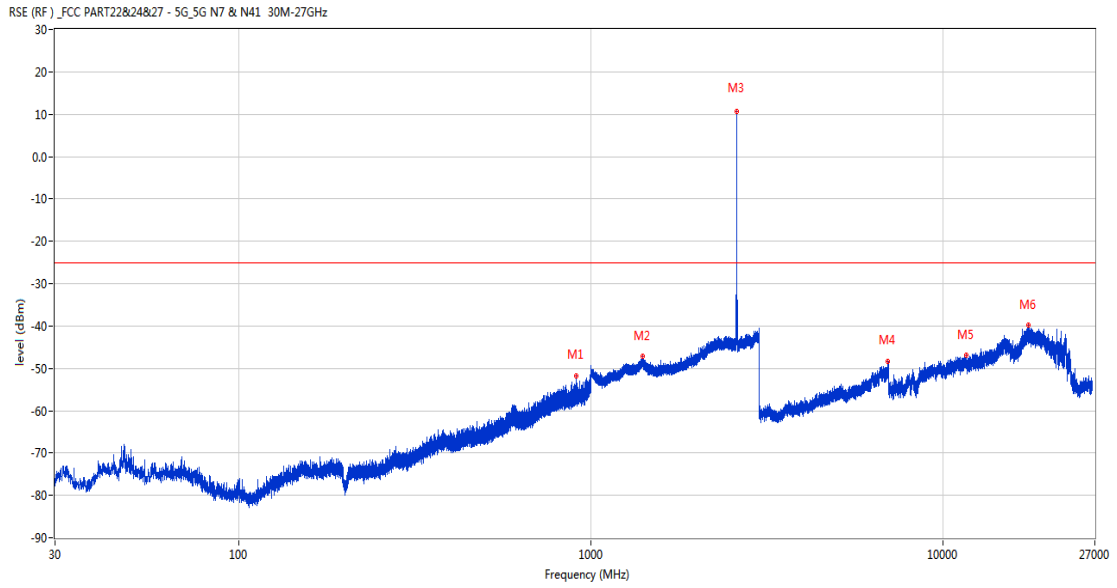
Frequency (MHz)	Result (dBm)	Factor (dB)	PK Limit (dBm)	Over Limit (dB)	Table (o)	ANT	EUT	Verdict
829.862	-54.34	40.31	-25.0	-29.34	212.00	Horizontal	Horizontal	Pass
1395.000	-47.35	45.12	-25.0	-22.35	108.00	Horizontal	Horizontal	Pass
2589.400	10.04	46.08	-25.0	35.04	108.00	Horizontal	Horizontal	N/A
6689.000	-49.36	11.89	-25.0	-24.36	229.00	Horizontal	Horizontal	Pass
10491.688	-47.39	16.33	-25.0	-22.39	172.00	Horizontal	Horizontal	Pass
17418.301	-40.05	22.66	-25.0	-15.05	26.00	Horizontal	Horizontal	Pass

RSE-H&V n41 BW10 CH518598



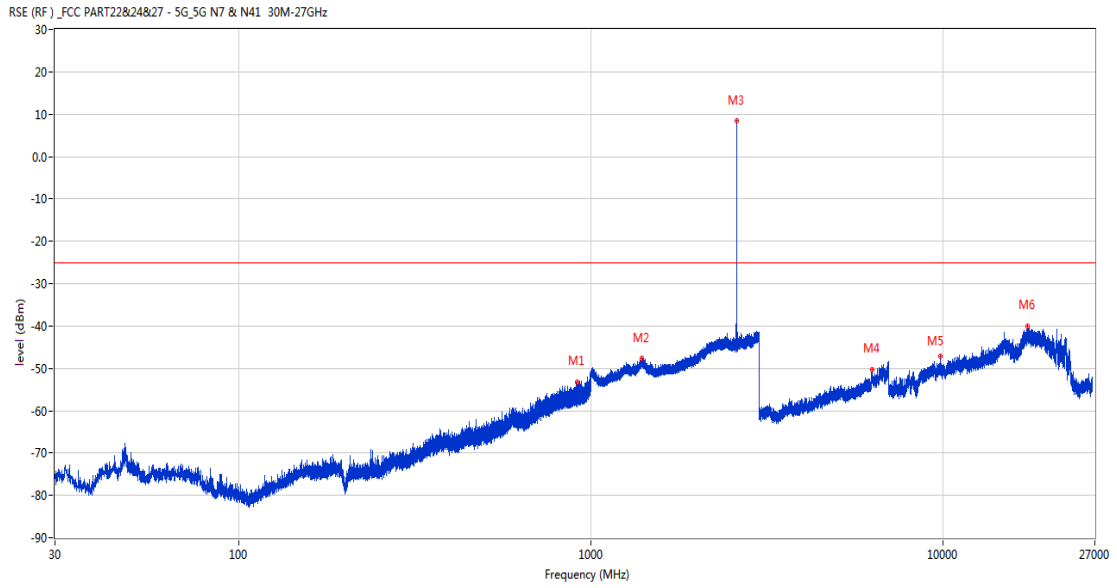
Frequency (MHz)	Result (dBm)	Factor (dB)	PK Limit (dBm)	Over Limit (dB)	Table (o)	ANT	EUT	Verdict
843.442	-53.77	40.54	-25.0	-28.77	265.00	Horizontal	Vertical	Pass
1380.800	-47.61	44.78	-25.0	-22.61	37.00	Horizontal	Vertical	Pass
2596.800	4.68	46.01	-25.0	29.68	354.00	Horizontal	Vertical	N/A
6671.000	-49.35	11.64	-25.0	-24.35	323.00	Horizontal	Vertical	Pass
10997.401	-47.01	17.45	-25.0	-22.01	360.00	Horizontal	Vertical	Pass
17423.026	-40.04	22.58	-25.0	-15.04	13.00	Horizontal	Vertical	Pass

RSE-V&V n41 BW10 CH518598



Frequency (MHz)	Result (dBm)	Factor (dB)	PK Limit (dBm)	Over Limit (dB)	Table (o)	ANT	EUT	Verdict
909.305	-51.88	41.14	-25.0	-26.88	0.00	Vertical	Vertical	Pass
1398.700	-47.25	45.16	-25.0	-22.25	56.00	Vertical	Vertical	Pass
2597.200	10.68	45.99	-25.0	35.68	1.00	Vertical	Vertical	N/A
6968.600	-48.38	13.41	-25.0	-23.38	109.00	Vertical	Vertical	Pass
11647.150	-46.95	17.00	-25.0	-21.95	195.00	Vertical	Vertical	Pass
17474.474	-39.90	21.71	-25.0	-14.90	143.00	Vertical	Vertical	Pass

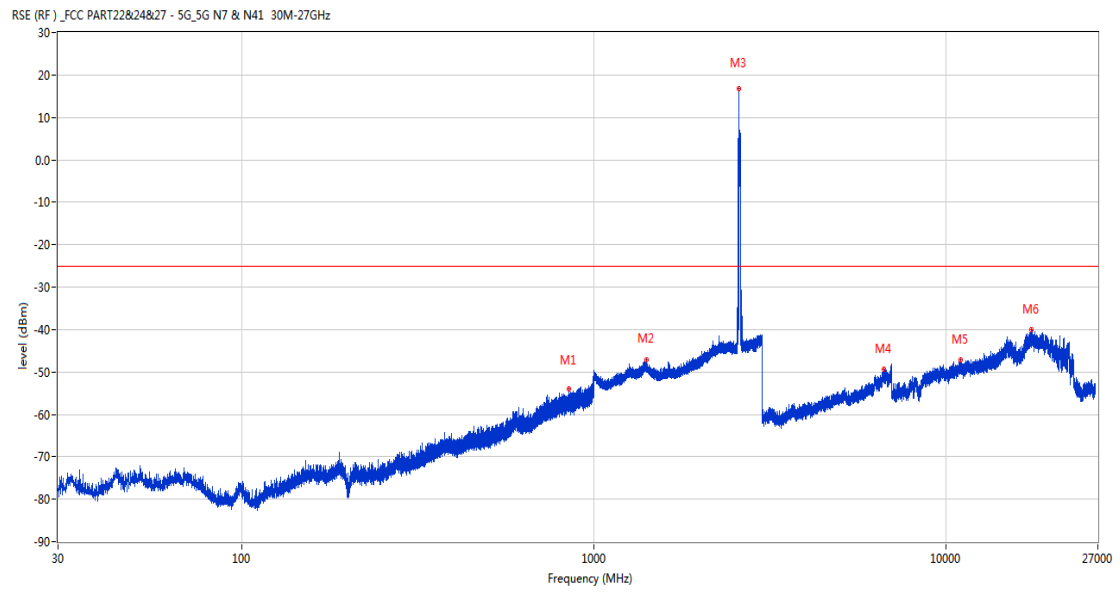
RSE-V&H n41 BW10 CH518598



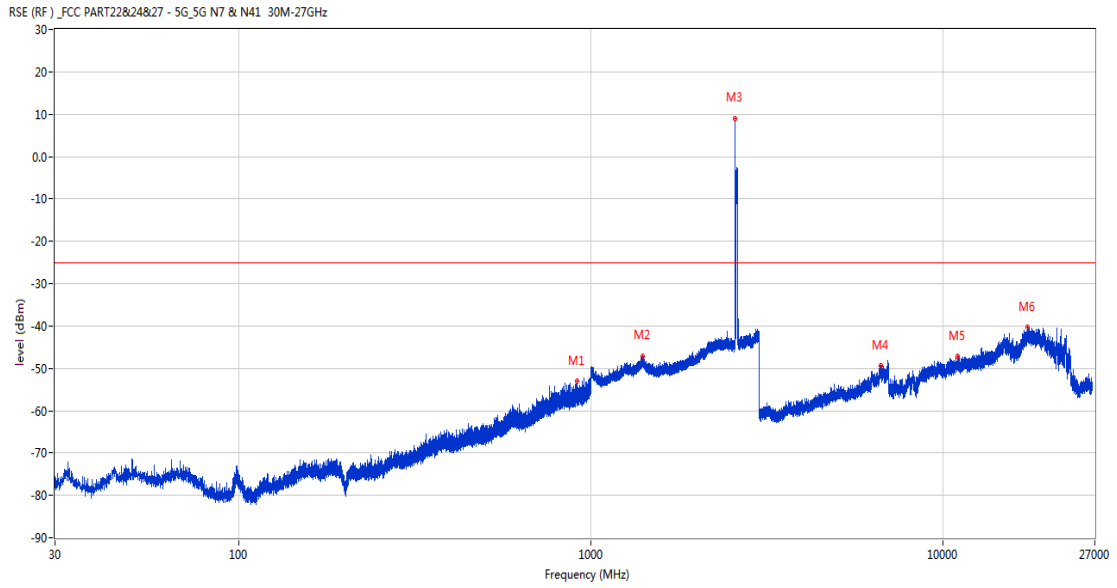
Frequency (MHz)	Result (dBm)	Factor (dB)	PK Limit (dBm)	Over Limit (dB)	Table (o)	ANT	EUT	Verdict
911.391	-53.16	41.20	-25.0	-28.16	182.00	Vertical	Horizontal	Pass
1396.200	-47.59	45.16	-25.0	-22.59	360.00	Vertical	Horizontal	Pass
2588.600	8.38	46.23	-25.0	33.38	360.00	Vertical	Horizontal	N/A
6299.800	-50.39	10.88	-25.0	-25.39	360.00	Vertical	Horizontal	Pass
9850.563	-47.15	16.90	-25.0	-22.15	128.00	Vertical	Horizontal	Pass
17418.301	-40.00	22.66	-25.0	-15.00	233.00	Vertical	Horizontal	Pass

46.2 n41 BW60, QPSK, Middle Channel

RSE-H&H n41 BW60 CH518598

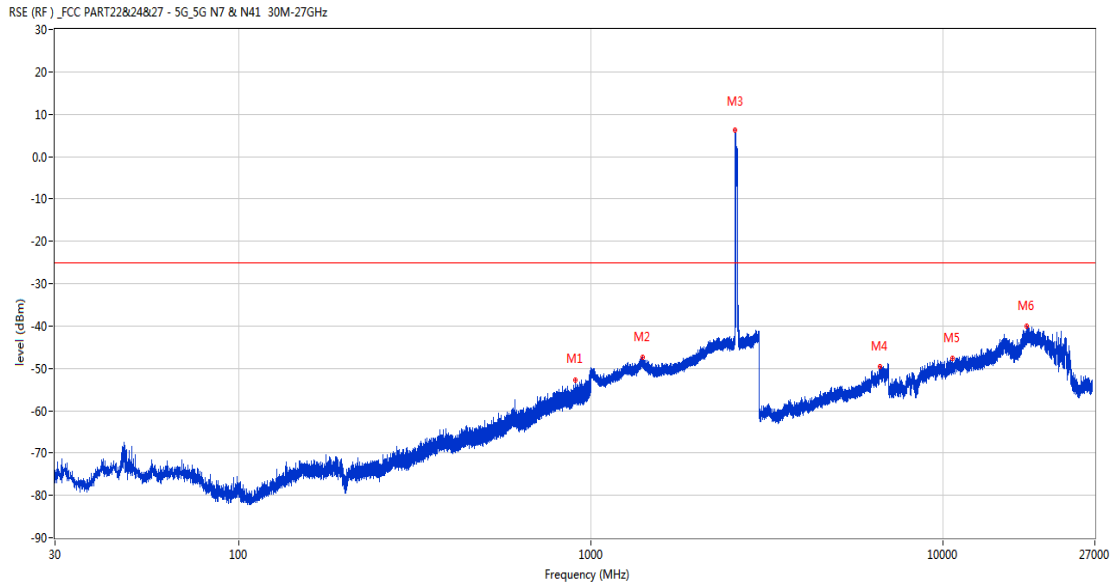


Frequency (MHz)	Result (dBm)	Factor (dB)	PK Limit (dBm)	Over Limit (dB)	Table (o)	ANT	EUT	Verdict
849.844	-54.03	40.50	-25.0	-29.03	294.00	Horizontal	Horizontal	Pass
1411.400	-47.18	44.80	-25.0	-22.18	23.00	Horizontal	Horizontal	Pass
2572.600	16.77	46.00	-25.0	41.77	152.00	Horizontal	Horizontal	N/A
6675.200	-49.31	11.70	-25.0	-24.31	33.00	Horizontal	Horizontal	Pass
10987.625	-47.18	17.30	-25.0	-22.18	95.00	Horizontal	Horizontal	Pass
17471.850	-40.09	21.72	-25.0	-15.09	32.00	Horizontal	Horizontal	Pass



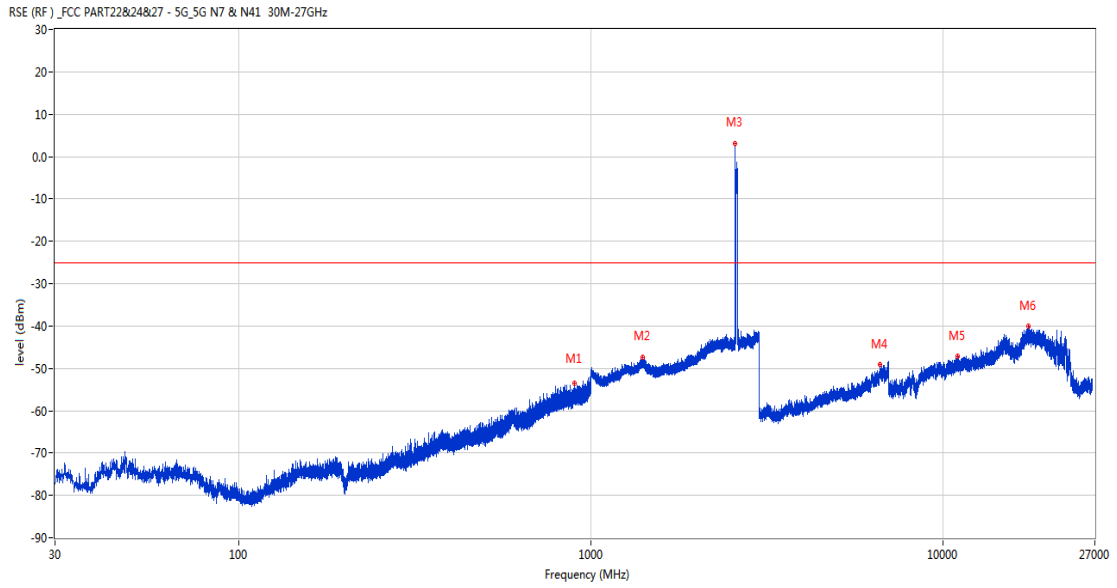
Frequency (MHz)	Result (dBm)	Factor (dB)	PK Limit (dBm)	Over Limit (dB)	Table (o)	ANT	EUT	Verdict
914.398	-53.08	41.29	-25.0	-28.08	23.00	Horizontal	Vertical	Pass
1401.700	-47.22	45.14	-25.0	-22.22	360.00	Horizontal	Vertical	Pass
2564.100	9.00	45.91	-25.0	34.00	1.00	Horizontal	Vertical	N/A
6676.400	-49.41	11.72	-25.0	-24.41	166.00	Horizontal	Vertical	Pass
10991.075	-47.18	17.36	-25.0	-22.18	282.00	Horizontal	Vertical	Pass
17379.449	-40.22	22.20	-25.0	-15.22	334.00	Horizontal	Vertical	Pass

RSE-V&V n41 BW60 CH518598



Frequency (MHz)	Result (dBm)	Factor (dB)	PK Limit (dBm)	Over Limit (dB)	Table (o)	ANT	EUT	Verdict
904.649	-52.83	40.99	-25.0	-27.83	90.00	Vertical	Vertical	Pass
1398.300	-47.38	45.16	-25.0	-22.38	269.00	Vertical	Vertical	Pass
2563.700	6.16	45.88	-25.0	31.16	21.00	Vertical	Vertical	N/A
6602.600	-49.58	11.91	-25.0	-24.58	191.00	Vertical	Vertical	Pass
10608.125	-47.73	15.37	-25.0	-22.73	360.00	Vertical	Vertical	Pass
17324.063	-40.07	21.08	-25.0	-15.07	166.00	Vertical	Vertical	Pass

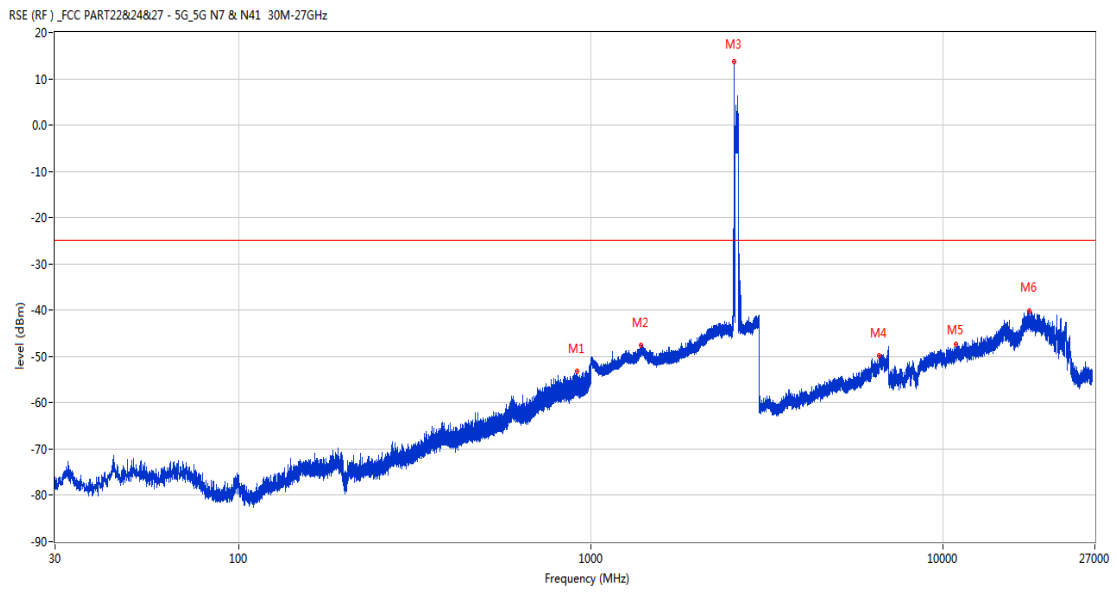
RSE-V&H n41 BW60 CH518598



Frequency (MHz)	Result (dBm)	Factor (dB)	PK Limit (dBm)	Over Limit (dB)	Table (o)	ANT	EUT	Verdict
896.889	-53.55	40.90	-25.0	-28.55	188.00	Vertical	Horizontal	Pass
1400.000	-47.45	45.18	-25.0	-22.45	220.00	Vertical	Horizontal	Pass
2564.300	3.08	45.92	-25.0	28.08	176.00	Vertical	Horizontal	N/A
6636.800	-49.19	12.01	-25.0	-24.19	289.00	Vertical	Horizontal	Pass
10985.612	-47.10	17.27	-25.0	-22.10	46.00	Vertical	Horizontal	Pass
17445.863	-40.15	22.03	-25.0	-15.15	186.00	Vertical	Horizontal	Pass

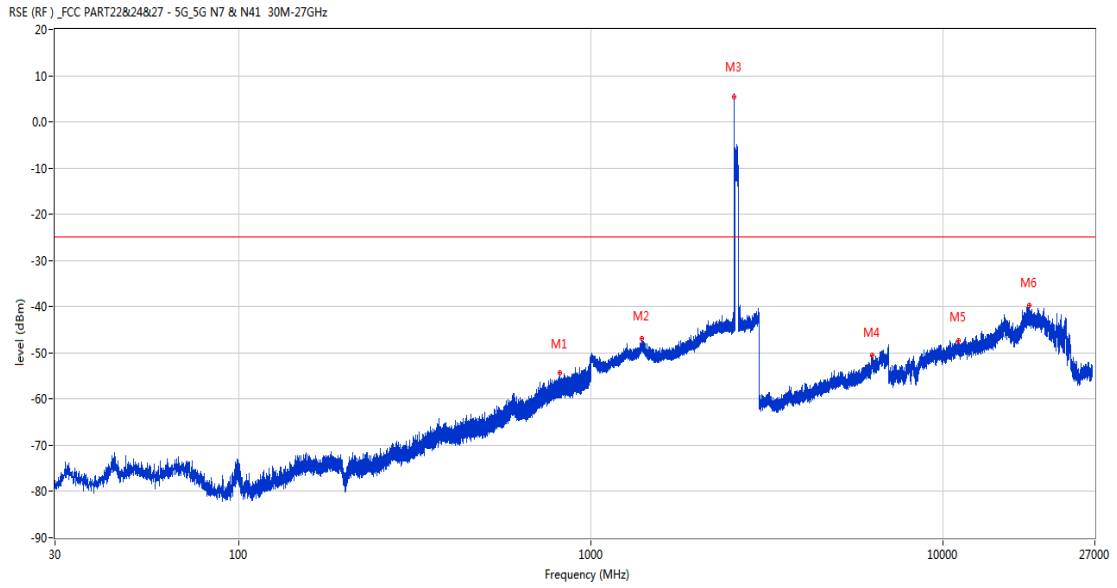
46.3 n41 BW100, QPSK, Middle Channel

RSE-H&H n41 BW100 CH518598



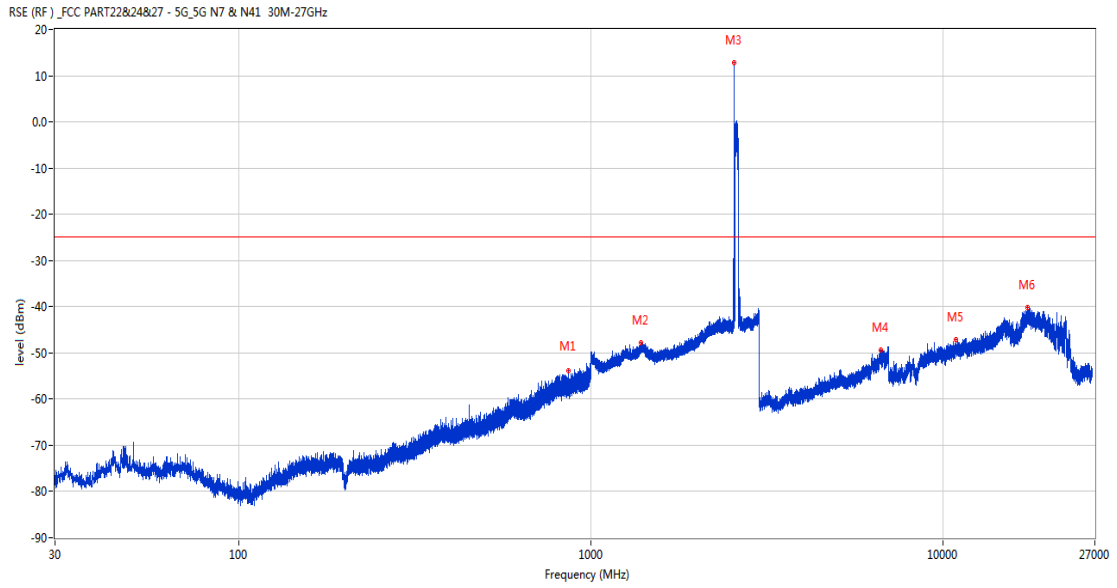
Frequency (MHz)	Result (dBm)	Factor (dB)	PK Limit (dBm)	Over Limit (dB)	Table (o)	ANT	EUT	Verdict
910.808	-53.23	41.17	-25.0	-28.23	167.00	Horizontal	Horizontal	Pass
1387.500	-47.56	44.86	-25.0	-22.56	149.00	Horizontal	Horizontal	Pass
2544.100	13.82	45.93	-25.0	38.82	169.00	Horizontal	Horizontal	N/A
6599.400	-49.78	11.47	-25.0	-24.78	64.00	Horizontal	Horizontal	Pass
10853.075	-47.39	17.63	-25.0	-22.39	300.00	Horizontal	Horizontal	Pass
17550.600	-40.08	22.52	-25.0	-15.08	85.00	Horizontal	Horizontal	Pass

RSE-H&V n41 BW100 CH518598



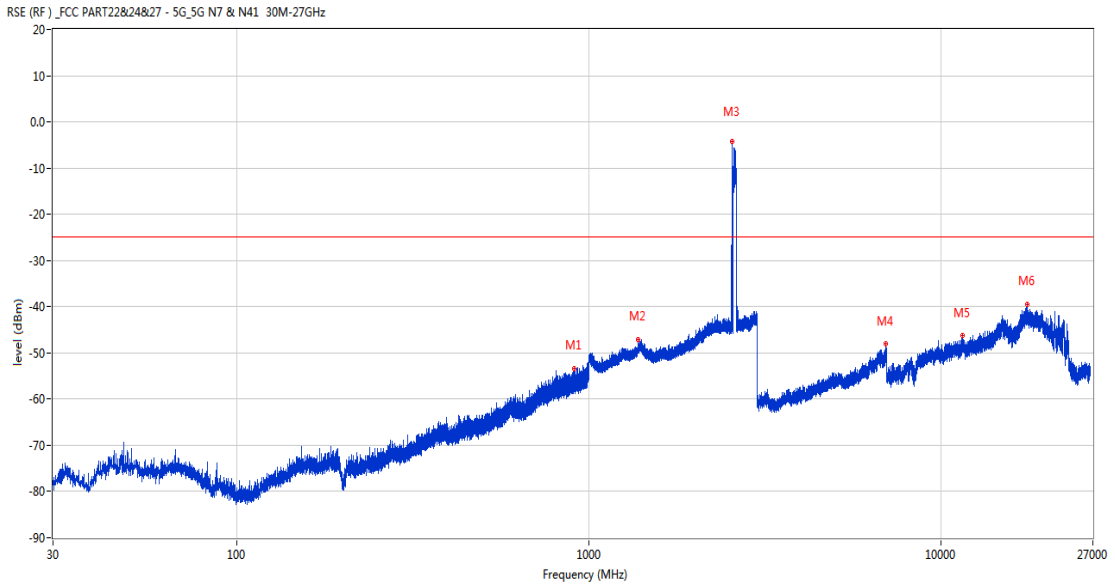
Frequency (MHz)	Result (dBm)	Factor (dB)	PK Limit (dBm)	Over Limit (dB)	Table (o)	ANT	EUT	Verdict
816.088	-54.34	40.04	-25.0	-29.34	293.00	Horizontal	Vertical	Pass
1396.100	-46.94	45.15	-25.0	-21.94	80.00	Horizontal	Vertical	Pass
2544.200	5.40	45.93	-25.0	30.40	360.00	Horizontal	Vertical	N/A
6283.800	-50.50	11.32	-25.0	-25.50	0.00	Horizontal	Vertical	Pass
11039.375	-47.30	16.69	-25.0	-22.30	256.00	Horizontal	Vertical	Pass
17606.775	-39.82	21.91	-25.0	-14.82	4.00	Horizontal	Vertical	Pass

RSE-V&V n41 BW100 CH518598



Frequency (MHz)	Result (dBm)	Factor (dB)	PK Limit (dBm)	Over Limit (dB)	Table (o)	ANT	EUT	Verdict
860.466	-53.90	40.18	-25.0	-28.90	162.00	Vertical	Vertical	Pass
1387.900	-47.81	44.92	-25.0	-22.81	175.00	Vertical	Vertical	Pass
2544.200	12.79	45.93	-25.0	37.79	327.00	Vertical	Vertical	N/A
6662.200	-49.40	11.60	-25.0	-24.40	312.00	Vertical	Vertical	Pass
10854.225	-47.20	17.61	-25.0	-22.20	360.00	Vertical	Vertical	Pass
17386.537	-40.08	22.39	-25.0	-15.08	110.00	Vertical	Vertical	Pass

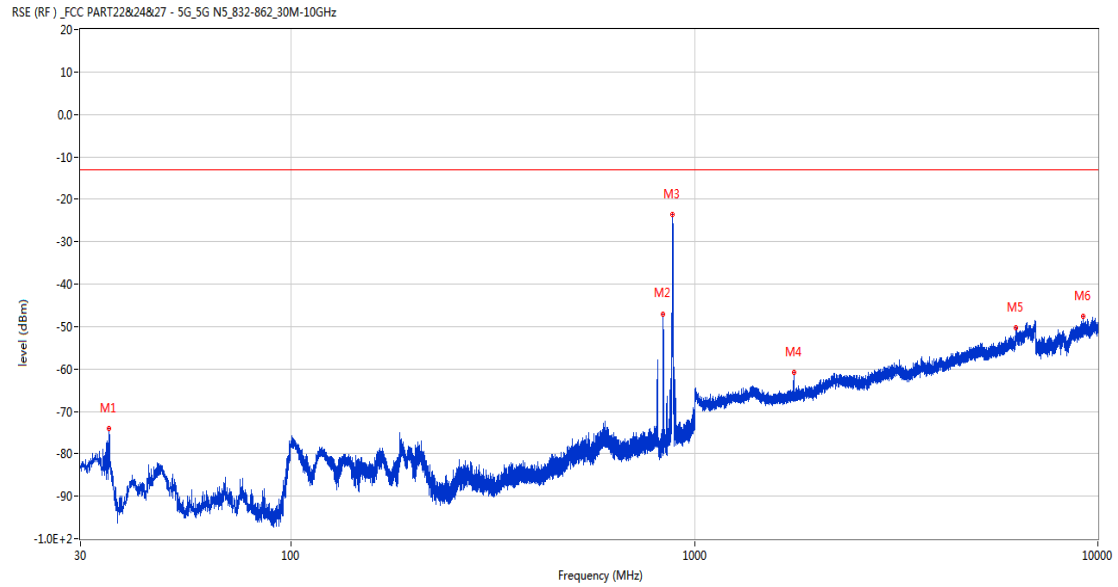
RSE-V&H n41 BW100 CH518598



Frequency (MHz)	Result (dBm)	Factor (dB)	PK Limit (dBm)	Over Limit (dB)	Table (o)	ANT	EUT	Verdict
907.365	-53.48	41.18	-25.0	-28.48	207.00	Vertical	Horizontal	Pass
1379.900	-47.20	44.71	-25.0	-22.20	360.00	Vertical	Horizontal	Pass
2553.100	-4.22	45.75	-25.0	20.78	24.00	Vertical	Horizontal	N/A
6972.800	-48.06	13.67	-25.0	-23.06	25.00	Vertical	Horizontal	Pass
11492.475	-46.14	17.76	-25.0	-21.14	271.00	Vertical	Horizontal	Pass
17579.739	-39.52	22.19	-25.0	-14.52	46.00	Vertical	Horizontal	Pass

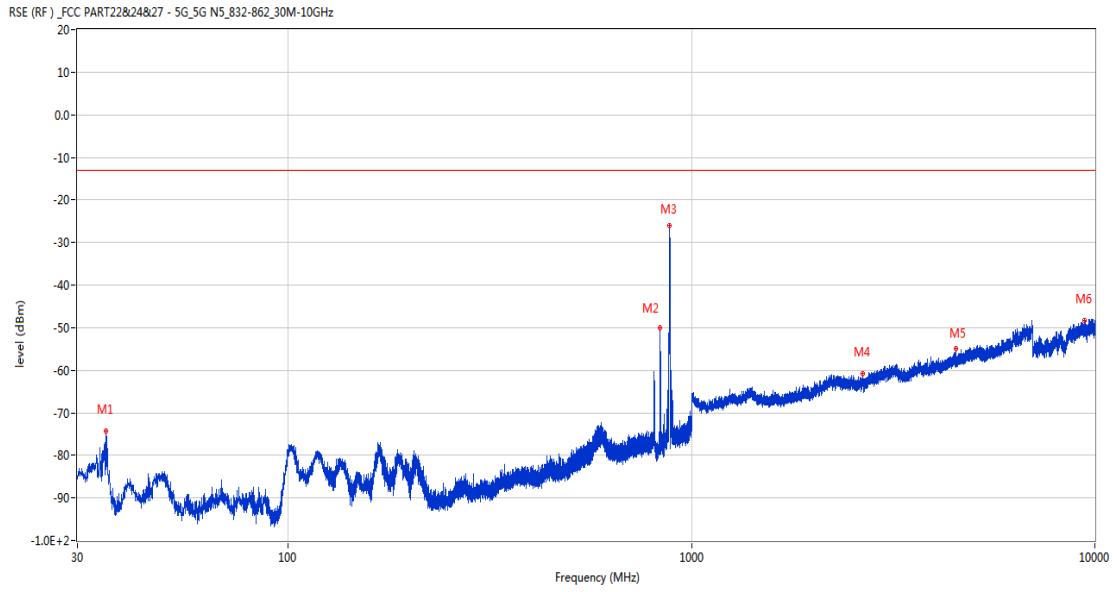
Antenna 1
 47 n5
 47.1 n5 BW5, QPSK, Middle Channel

RSE-H&H n5 BW5 CH176300



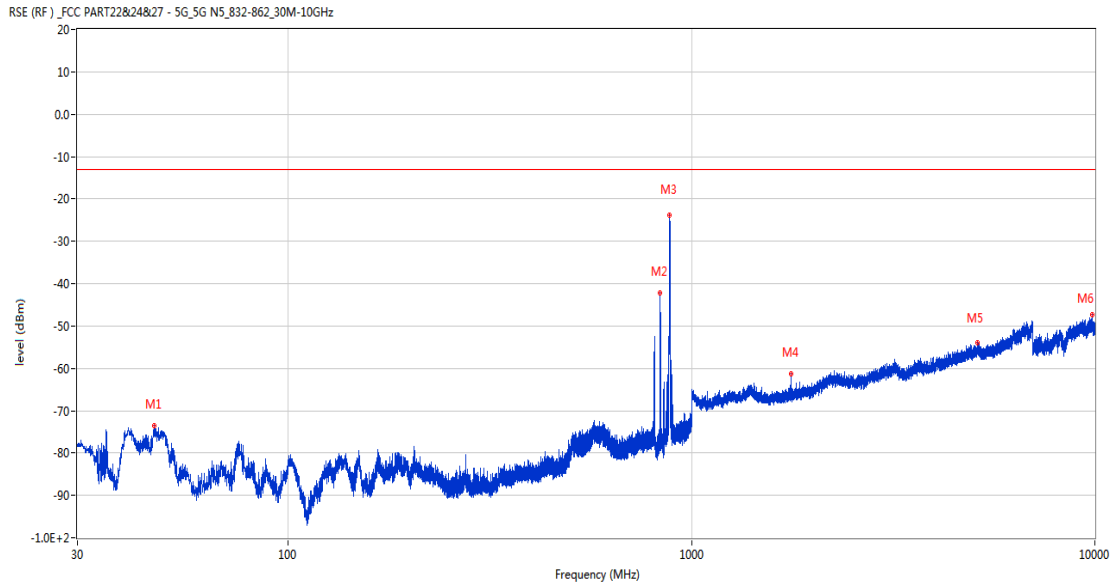
Frequency (MHz)	Result (dBm)	Factor (dB)	PK Limit (dBm)	Over Limit (dB)	Table (o)	ANT	EUT	Verdict
35.383	-74.16	-18.61	-13.0	-61.16	168.00	Horizontal	Horizontal	Pass
836.409	-47.00	2.59	-13.0	-34.00	66.00	Horizontal	Horizontal	N/A
880.011	-23.67	2.62	-13.0	-10.67	130.00	Horizontal	Horizontal	N/A
1762.900	-60.87	-5.47	-13.0	-47.87	218.00	Horizontal	Horizontal	Pass
6270.000	-50.36	10.87	-13.0	-37.36	66.00	Horizontal	Horizontal	Pass
9201.700	-47.68	15.34	-13.0	-34.68	56.00	Horizontal	Horizontal	Pass

RSE-H&V n5 BW5 CH176300



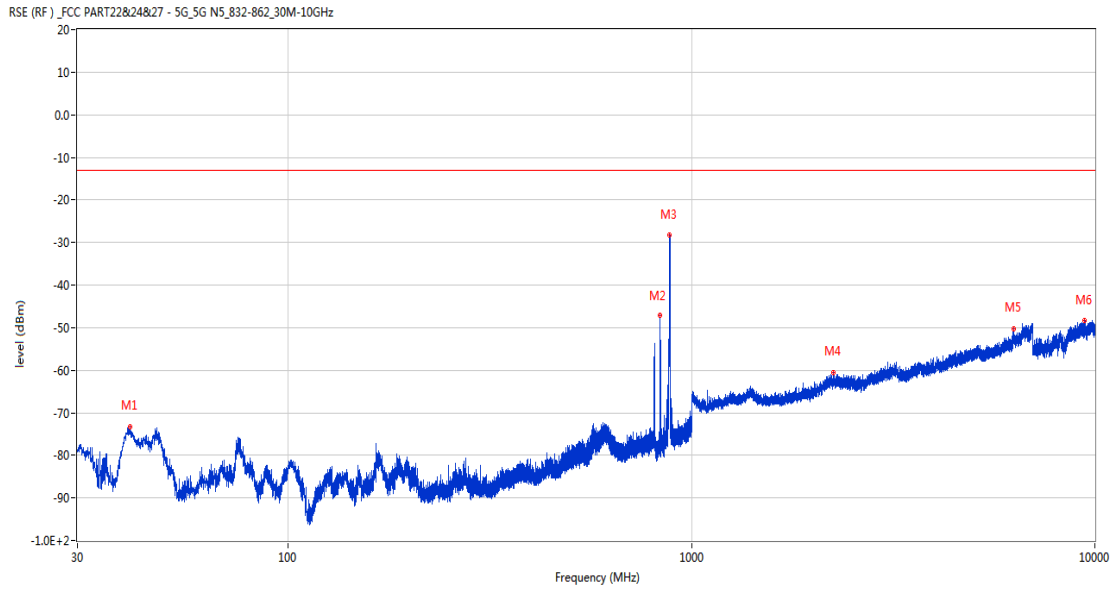
Frequency (MHz)	Result (dBm)	Factor (dB)	PK Limit (dBm)	Over Limit (dB)	Table (o)	ANT	EUT	Verdict
35.383	-74.36	-18.61	-13.0	-61.36	9.00	Horizontal	Vertical	Pass
836.313	-50.13	2.59	-13.0	-37.13	344.00	Horizontal	Vertical	N/A
882.436	-26.03	2.91	-13.0	-13.03	32.00	Horizontal	Vertical	N/A
2653.400	-60.76	-0.49	-13.0	-47.76	346.00	Horizontal	Vertical	Pass
4523.400	-54.90	6.39	-13.0	-41.90	63.00	Horizontal	Vertical	Pass
9445.151	-48.22	16.61	-13.0	-35.22	174.00	Horizontal	Vertical	Pass

RSE-V&V n5 BW5 CH176300



Frequency (MHz)	Result (dBm)	Factor (dB)	PK Limit (dBm)	Over Limit (dB)	Table (o)	ANT	EUT	Verdict
46.538	-73.48	-17.44	-13.0	-60.48	27.00	Vertical	Vertical	Pass
836.313	-42.09	2.59	-13.0	-29.09	85.00	Vertical	Vertical	N/A
879.478	-23.90	2.64	-13.0	-10.90	85.00	Vertical	Vertical	N/A
1763.500	-61.21	-5.50	-13.0	-48.21	178.00	Vertical	Vertical	Pass
5122.600	-54.03	7.90	-13.0	-41.03	201.00	Vertical	Vertical	Pass
9845.200	-47.29	16.96	-13.0	-34.29	213.00	Vertical	Vertical	Pass

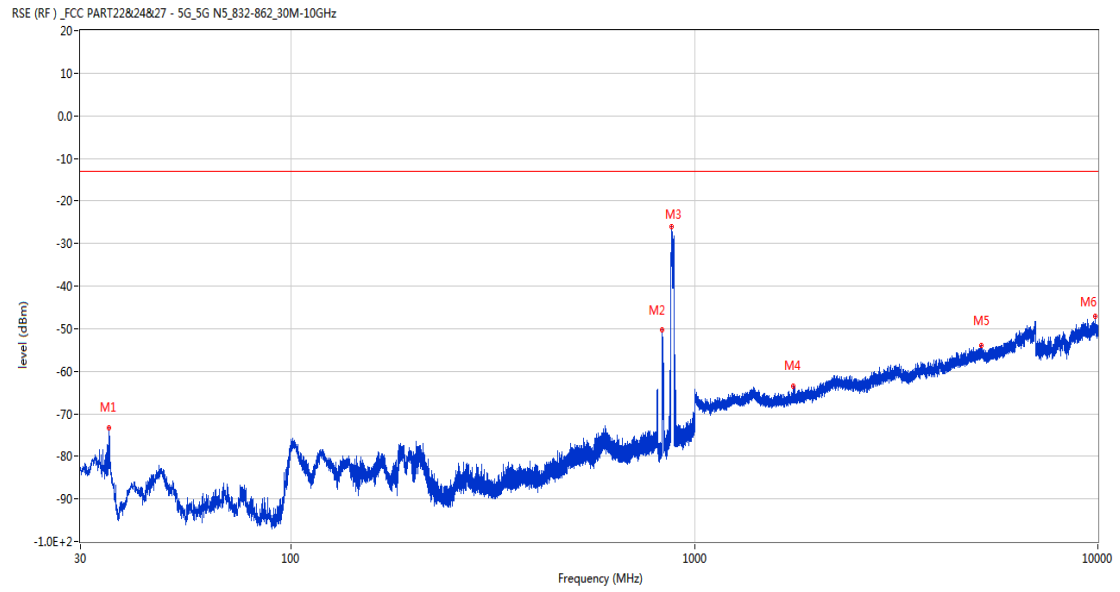
RSE-V&H n5 BW5 CH176300



Frequency (MHz)	Result (dBm)	Factor (dB)	PK Limit (dBm)	Over Limit (dB)	Table (o)	ANT	EUT	Verdict
40.428	-73.20	-18.27	-13.0	-60.20	82.00	Vertical	Horizontal	Pass
836.506	-47.12	2.59	-13.0	-34.12	0.00	Vertical	Horizontal	N/A
881.563	-28.36	2.80	-13.0	-15.36	186.00	Vertical	Horizontal	N/A
2252.200	-60.67	-1.38	-13.0	-47.67	15.00	Vertical	Horizontal	Pass
6283.000	-50.39	11.31	-13.0	-37.39	65.00	Vertical	Horizontal	Pass
9447.400	-48.39	16.67	-13.0	-35.39	315.00	Vertical	Horizontal	Pass

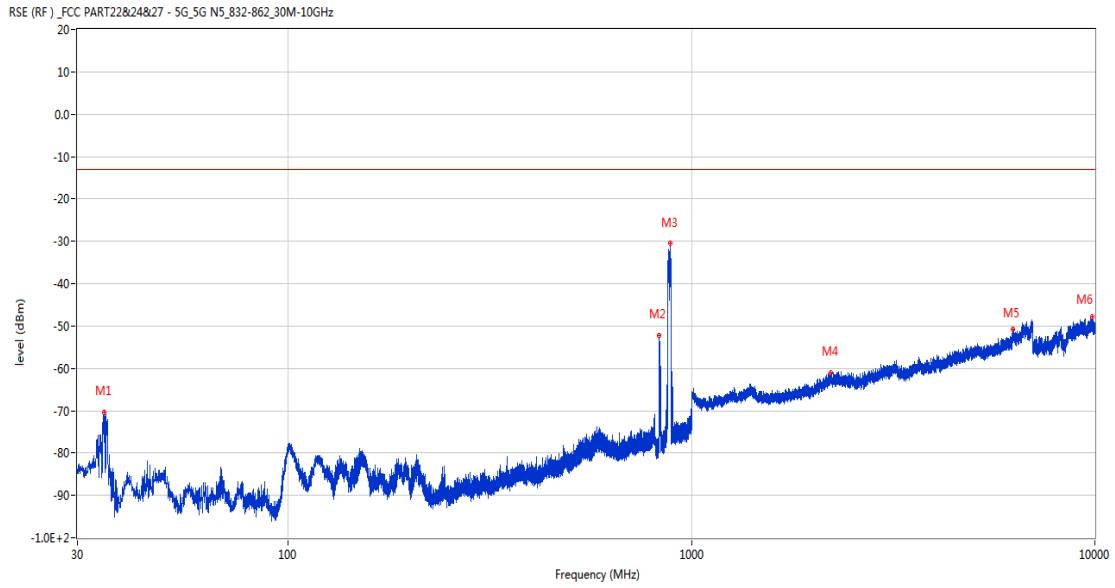
47.2 n5 BW15, QPSK, Middle Channel

RSE-H&H n5 BW15 CH176300



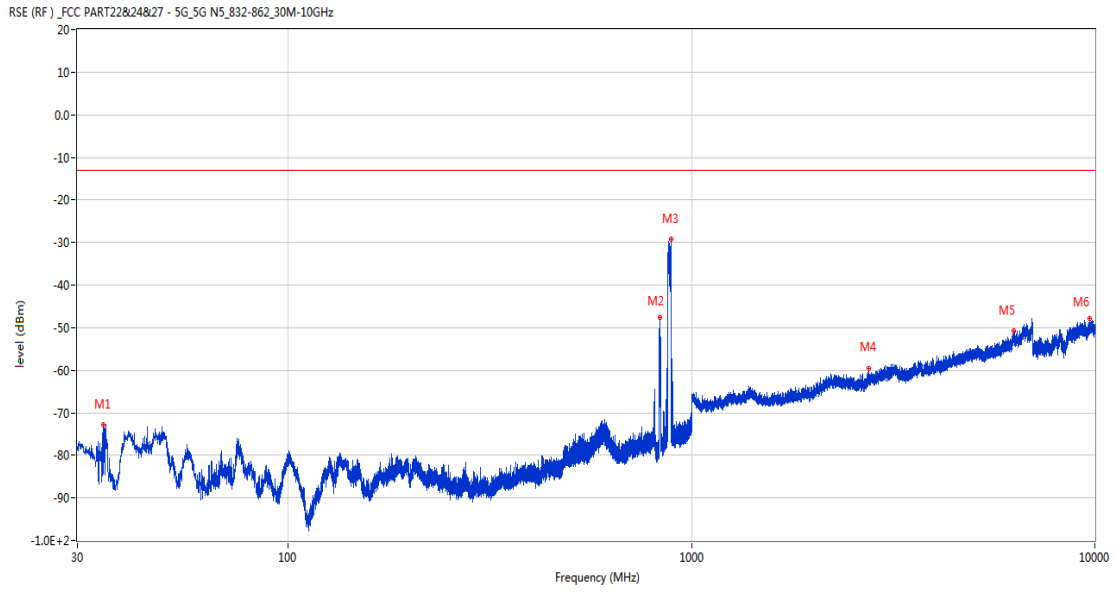
Frequency (MHz)	Result (dBm)	Factor (dB)	PK Limit (dBm)	Over Limit (dB)	Table (o)	ANT	EUT	Verdict
35.383	-73.19	-18.61	-13.0	-60.19	240.00	Horizontal	Horizontal	Pass
829.571	-50.21	2.38	-13.0	-37.21	287.00	Horizontal	Horizontal	N/A
874.870	-26.00	2.49	-13.0	-13.00	126.00	Horizontal	Horizontal	N/A
1756.800	-63.53	-5.28	-13.0	-50.53	221.00	Horizontal	Horizontal	Pass
5129.400	-53.95	7.76	-13.0	-40.95	225.00	Horizontal	Horizontal	Pass
9849.850	-47.20	16.94	-13.0	-34.20	160.00	Horizontal	Horizontal	Pass

RSE-H&V n5 BW15 CH176300



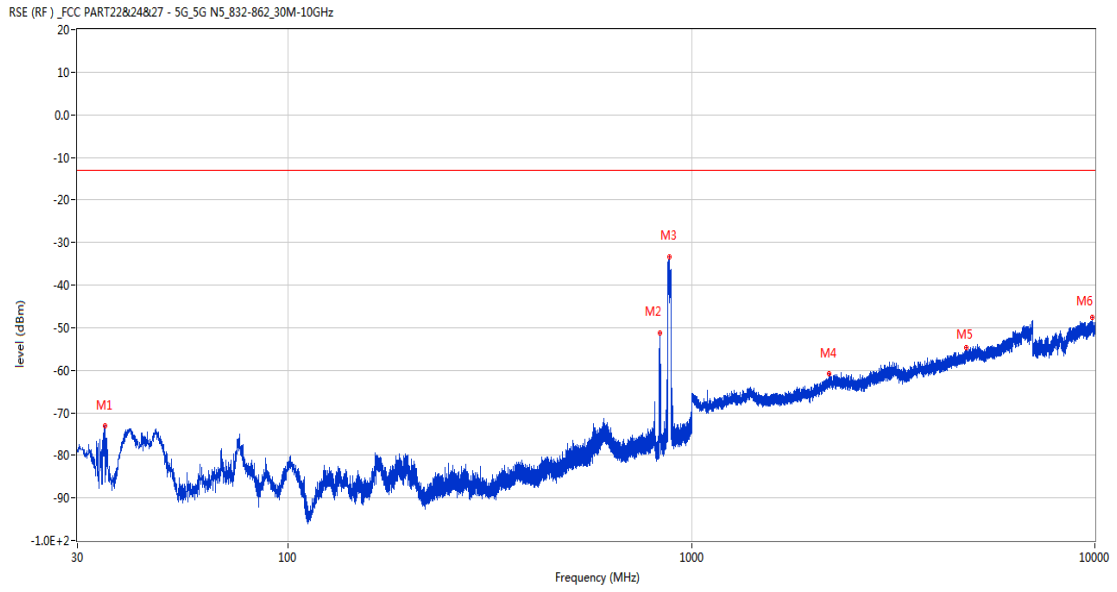
Frequency (MHz)	Result (dBm)	Factor (dB)	PK Limit (dBm)	Over Limit (dB)	Table (o)	ANT	EUT	Verdict
34.995	-70.29	-18.50	-13.0	-57.29	248.00	Horizontal	Vertical	Pass
829.571	-52.22	2.38	-13.0	-39.22	181.00	Horizontal	Vertical	N/A
884.910	-30.51	3.13	-13.0	-17.51	27.00	Horizontal	Vertical	N/A
2219.100	-61.02	-0.98	-13.0	-48.02	213.00	Horizontal	Vertical	Pass
6274.200	-50.77	11.13	-13.0	-37.77	144.00	Horizontal	Vertical	Pass
9845.800	-47.78	16.96	-13.0	-34.78	0.00	Horizontal	Vertical	Pass

RSE-V&V n5 BW15 CH176300



Frequency (MHz)	Result (dBm)	Factor (dB)	PK Limit (dBm)	Over Limit (dB)	Table (o)	ANT	EUT	Verdict
34.705	-72.76	-18.41	-13.0	-59.76	336.00	Vertical	Vertical	Pass
836.409	-47.70	2.59	-13.0	-34.70	26.00	Vertical	Vertical	N/A
888.062	-29.19	3.28	-13.0	-16.19	91.00	Vertical	Vertical	N/A
2756.700	-59.62	0.73	-13.0	-46.62	296.00	Vertical	Vertical	Pass
6286.400	-50.71	11.33	-13.0	-37.71	251.00	Vertical	Vertical	Pass
9721.750	-47.86	16.34	-13.0	-34.86	264.00	Vertical	Vertical	Pass

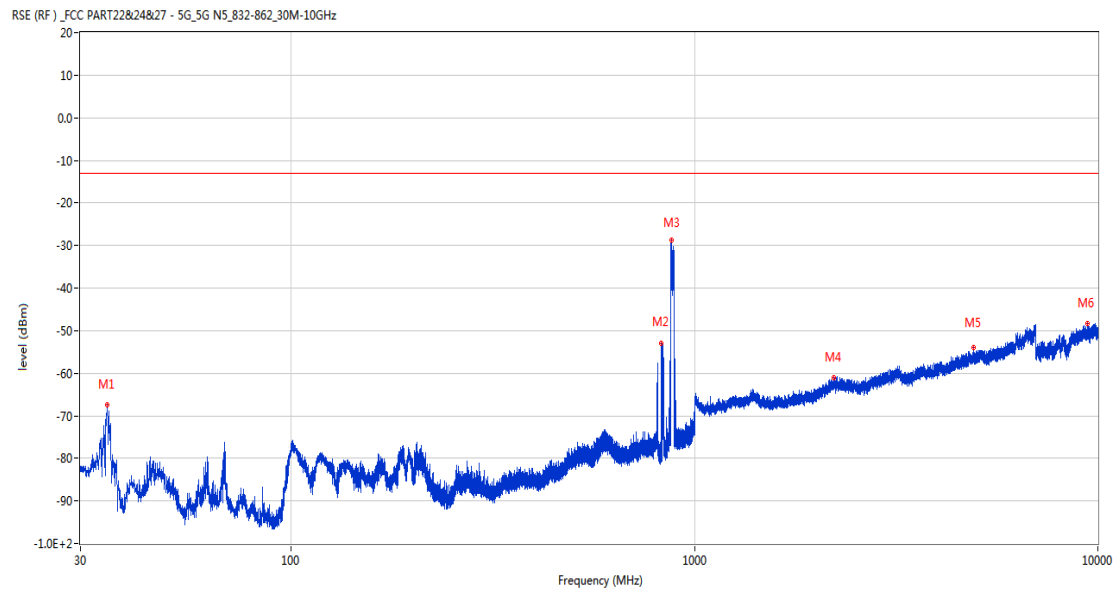
RSE-V&H n5 BW15 CH176300



Frequency (MHz)	Result (dBm)	Factor (dB)	PK Limit (dBm)	Over Limit (dB)	Table (o)	ANT	EUT	Verdict
35.044	-73.15	-18.51	-13.0	-60.15	351.00	Vertical	Horizontal	Pass
836.313	-51.27	2.59	-13.0	-38.27	4.00	Vertical	Horizontal	N/A
879.865	-33.42	2.63	-13.0	-20.42	210.00	Vertical	Horizontal	N/A
2190.400	-60.79	-1.95	-13.0	-47.79	169.00	Vertical	Horizontal	Pass
4801.200	-54.69	7.64	-13.0	-41.69	216.00	Vertical	Horizontal	Pass
9849.250	-47.57	16.94	-13.0	-34.57	255.00	Vertical	Horizontal	Pass

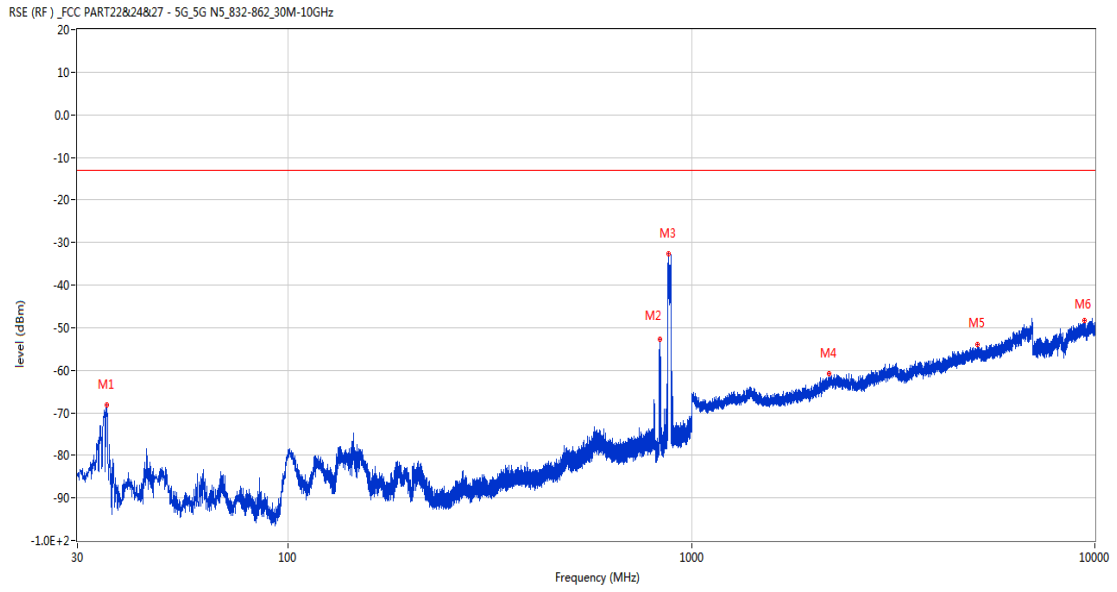
47.3 n5 BW20, QPSK, Middle Channel

RSE-H&H n5 BW20 CH176300



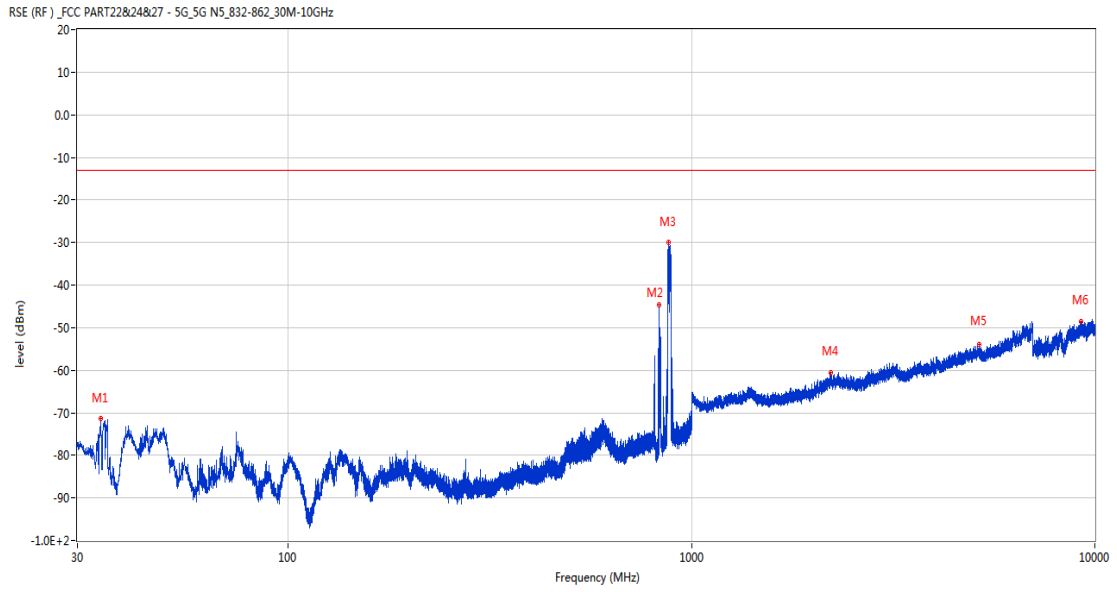
Frequency (MHz)	Result (dBm)	Factor (dB)	PK Limit (dBm)	Over Limit (dB)	Table (o)	ANT	EUT	Verdict
34.947	-67.39	-18.48	-13.0	-54.39	296.00	Horizontal	Horizontal	Pass
827.146	-52.94	2.31	-13.0	-39.94	99.00	Horizontal	Horizontal	N/A
875.355	-28.81	2.54	-13.0	-15.81	99.00	Horizontal	Horizontal	N/A
2219.600	-61.03	-0.98	-13.0	-48.03	123.00	Horizontal	Horizontal	Pass
4920.400	-53.94	7.72	-13.0	-40.94	9.00	Horizontal	Horizontal	Pass
9442.150	-48.34	16.53	-13.0	-35.34	26.00	Horizontal	Horizontal	Pass

RSE-H&V n5 BW20 CH176300



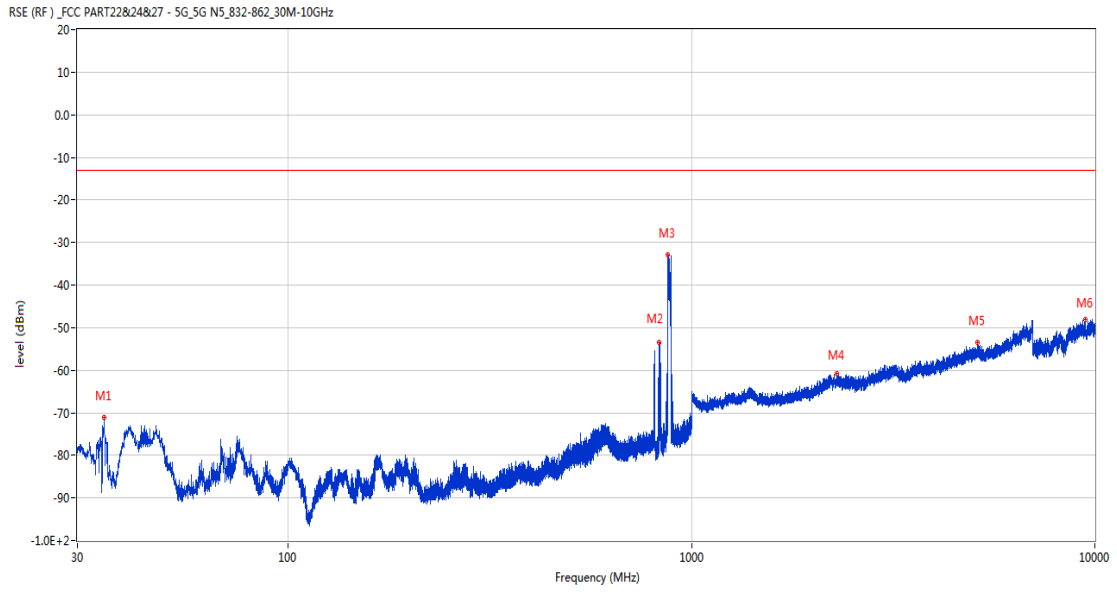
Frequency (MHz)	Result (dBm)	Factor (dB)	PK Limit (dBm)	Over Limit (dB)	Table (o)	ANT	EUT	Verdict
35.432	-68.16	-18.62	-13.0	-55.16	352.00	Horizontal	Vertical	Pass
836.264	-52.66	2.58	-13.0	-39.66	362.00	Horizontal	Vertical	N/A
876.665	-32.70	2.62	-13.0	-19.70	30.00	Horizontal	Vertical	N/A
2190.600	-60.86	-1.96	-13.0	-47.86	316.00	Horizontal	Vertical	Pass
5125.000	-53.89	7.95	-13.0	-40.89	314.00	Horizontal	Vertical	Pass
9439.901	-48.30	16.47	-13.0	-35.30	0.00	Horizontal	Vertical	Pass

RSE-V&V n5 BW20 CH176300



Frequency (MHz)	Result (dBm)	Factor (dB)	PK Limit (dBm)	Over Limit (dB)	Table (o)	ANT	EUT	Verdict
34.268	-71.40	-18.27	-13.0	-58.40	336.00	Vertical	Vertical	Pass
831.220	-44.61	2.43	-13.0	-31.61	62.00	Vertical	Vertical	N/A
877.732	-29.97	2.66	-13.0	-16.97	113.00	Vertical	Vertical	N/A
2216.300	-60.55	-0.99	-13.0	-47.55	353.00	Vertical	Vertical	Pass
5166.200	-54.07	7.30	-13.0	-41.07	273.00	Vertical	Vertical	Pass
9223.300	-48.62	15.33	-13.0	-35.62	275.00	Vertical	Vertical	Pass

RSE-V&H n5 BW20 CH176300

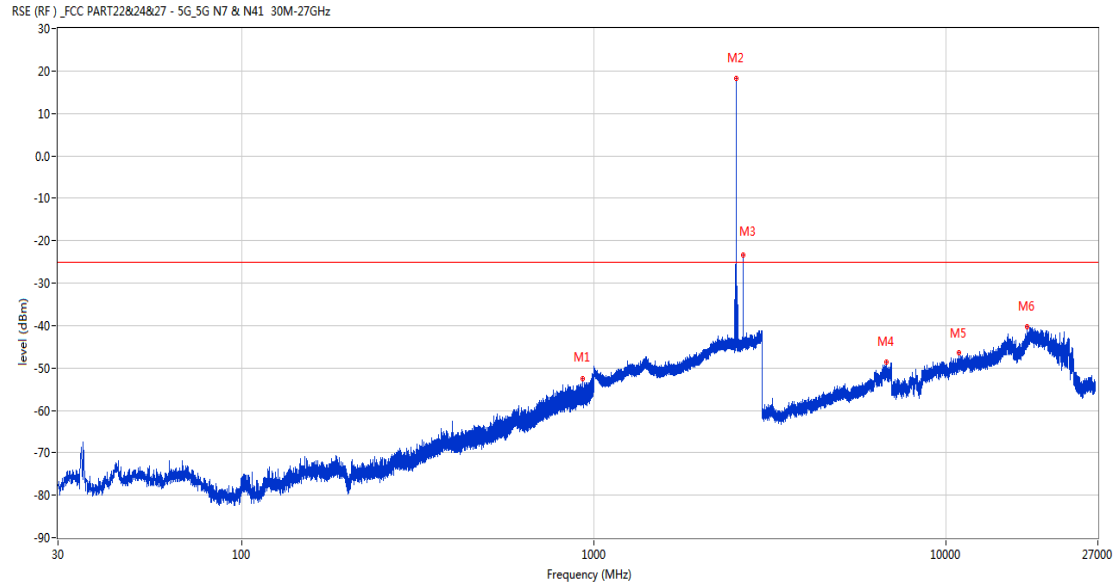


Frequency (MHz)	Result (dBm)	Factor (dB)	PK Limit (dBm)	Over Limit (dB)	Table (o)	ANT	EUT	Verdict
34.898	-71.03	-18.47	-13.0	-58.03	335.00	Vertical	Horizontal	Pass
831.220	-53.47	2.43	-13.0	-40.47	169.00	Vertical	Horizontal	N/A
873.803	-32.78	2.38	-13.0	-19.78	217.00	Vertical	Horizontal	N/A
2290.000	-60.72	-1.25	-13.0	-47.72	172.00	Vertical	Horizontal	Pass
5118.200	-53.43	7.82	-13.0	-40.43	183.00	Vertical	Horizontal	Pass
9453.400	-48.09	16.67	-13.0	-35.09	0.00	Vertical	Horizontal	Pass

48 n7

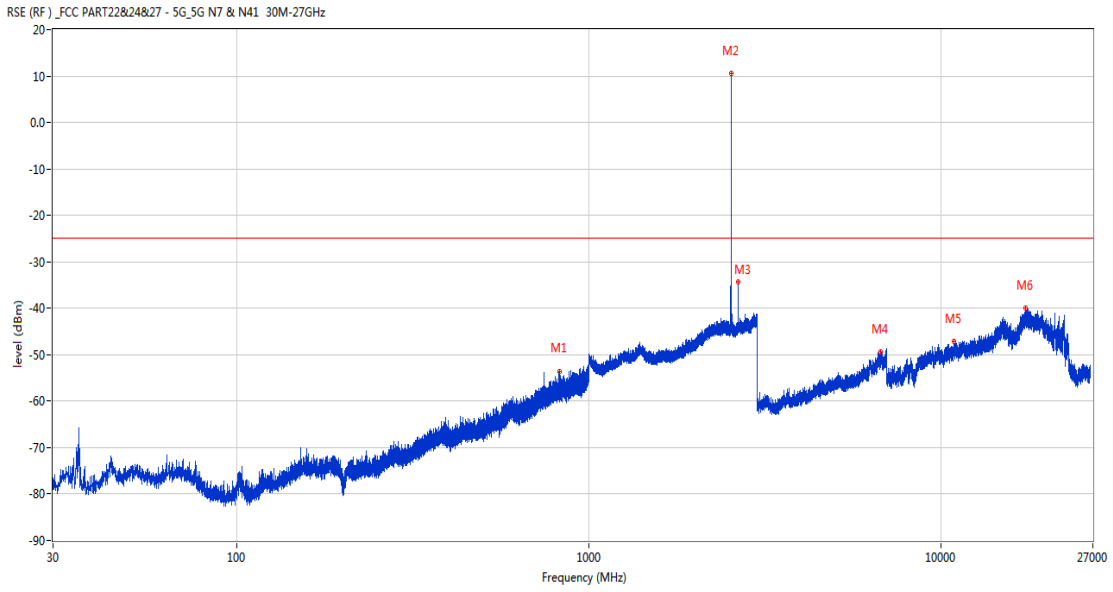
48.1 n7 BW5, QPSK, Middle Channel

RSE-H&H n7 BW5 CH531000



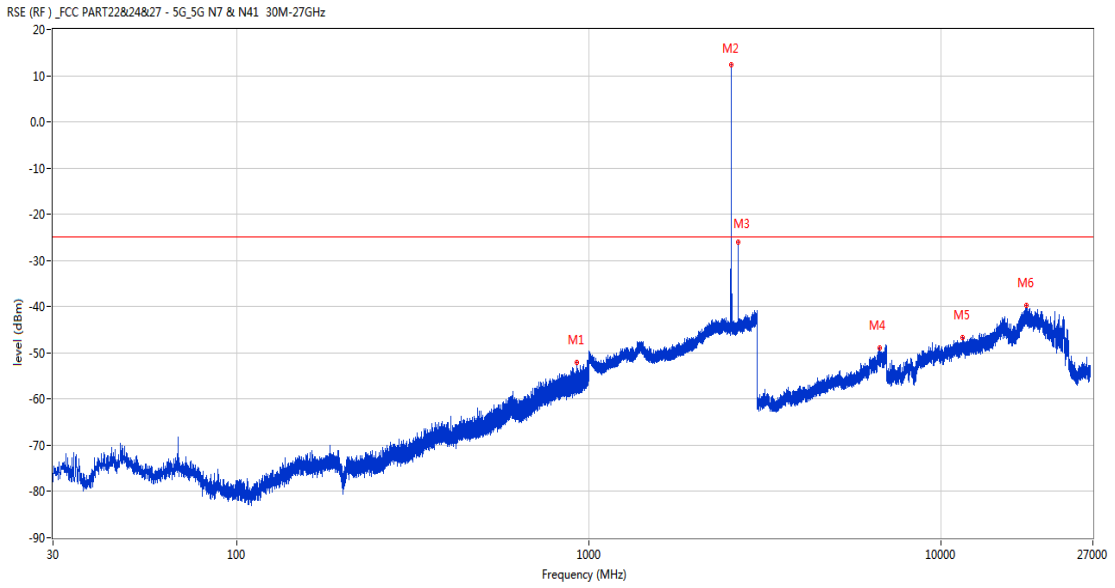
Frequency (MHz)	Result (dBm)	Factor (dB)	PK Limit (dBm)	Over Limit (dB)	Table (o)	ANT	EUT	Verdict
927.977	-52.53	41.52	-25.0	-27.53	189.00	Horizontal	Horizontal	Pass
2534.900	18.23	45.72	-25.0	43.23	333.00	Horizontal	Horizontal	N/A
2654.800	-23.34	46.08	-25.0	1.66	192.00	Horizontal	Horizontal	N/A
6786.200	-48.68	12.21	-25.0	-23.68	65.00	Horizontal	Horizontal	Pass
10901.950	-46.48	17.71	-25.0	-21.48	35.00	Horizontal	Horizontal	Pass
16972.575	-40.27	20.98	-25.0	-15.27	262.00	Horizontal	Horizontal	Pass

RSE-H&V n7 BW5 CH531000



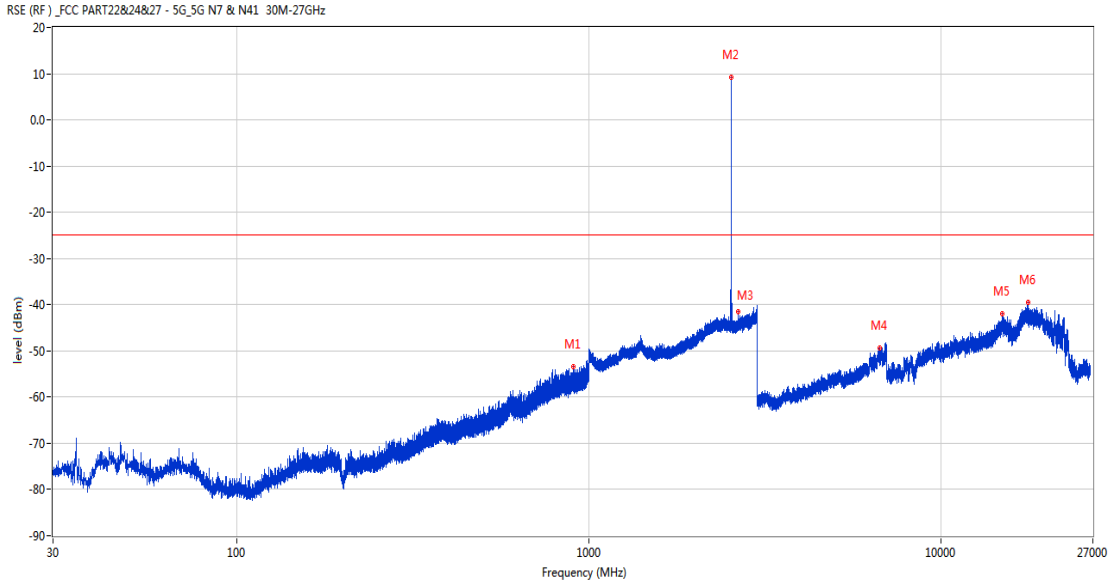
Frequency (MHz)	Result (dBm)	Factor (dB)	PK Limit (dBm)	Over Limit (dB)	Table (o)	ANT	EUT	Verdict
823.314	-53.71	40.19	-25.0	-28.71	289.00	Horizontal	Vertical	Pass
2537.200	10.63	46.00	-25.0	35.63	139.00	Horizontal	Vertical	N/A
2655.000	-34.43	46.09	-25.0	-9.43	47.00	Horizontal	Vertical	N/A
6744.800	-49.30	11.89	-25.0	-24.30	154.00	Horizontal	Vertical	Pass
10862.562	-47.23	17.47	-25.0	-22.23	0.00	Horizontal	Vertical	Pass
17421.449	-39.93	22.62	-25.0	-14.93	21.00	Horizontal	Vertical	Pass

RSE-V&V n7 BW5 CH531000



Frequency (MHz)	Result (dBm)	Factor (dB)	PK Limit (dBm)	Over Limit (dB)	Table (o)	ANT	EUT	Verdict
923.952	-52.07	41.36	-25.0	-27.07	254.00	Vertical	Vertical	Pass
2534.500	12.26	45.74	-25.0	37.26	64.00	Vertical	Vertical	N/A
2654.200	-26.01	46.07	-25.0	-1.01	108.00	Vertical	Vertical	N/A
6684.200	-48.92	11.96	-25.0	-23.92	21.00	Vertical	Vertical	Pass
11518.638	-46.68	17.51	-25.0	-21.68	110.00	Vertical	Vertical	Pass
17481.300	-39.61	21.66	-25.0	-14.61	274.00	Vertical	Vertical	Pass

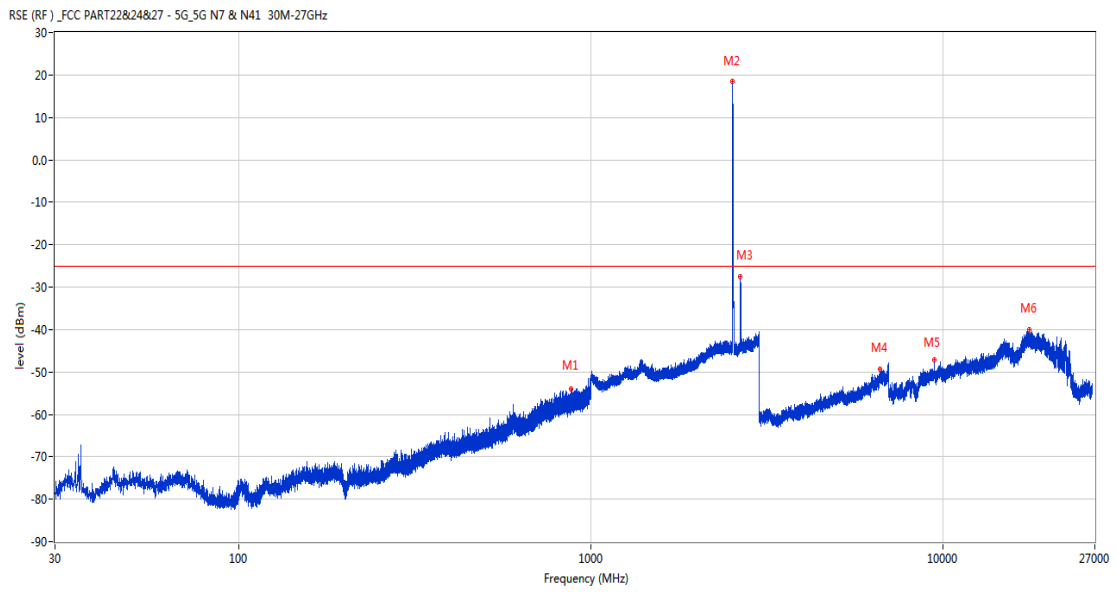
RSE-V&H n7 BW5 CH531000



Frequency (MHz)	Result (dBm)	Factor (dB)	PK Limit (dBm)	Over Limit (dB)	Table (o)	ANT	EUT	Verdict
903.825	-53.42	40.98	-25.0	-28.42	275.00	Vertical	Horizontal	Pass
2537.200	9.14	46.00	-25.0	34.14	0.00	Vertical	Horizontal	N/A
2653.200	-41.60	46.02	-25.0	-16.60	120.00	Vertical	Horizontal	N/A
6681.400	-49.47	11.80	-25.0	-24.47	123.00	Vertical	Horizontal	Pass
14907.225	-42.06	20.23	-25.0	-17.06	174.00	Vertical	Horizontal	Pass
17637.489	-39.55	21.43	-25.0	-14.55	23.00	Vertical	Horizontal	Pass

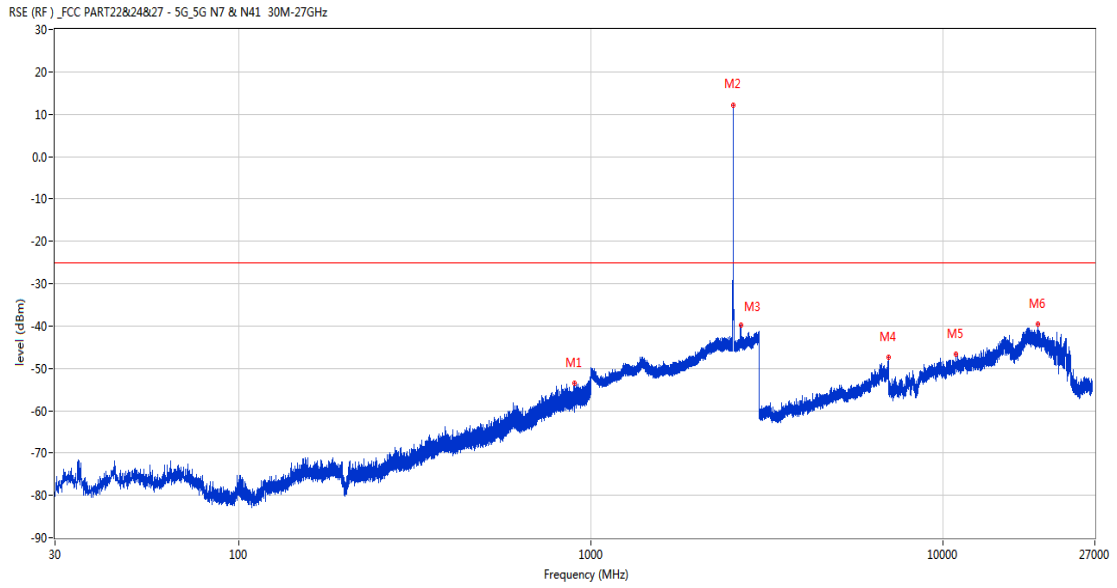
48.2 n7 BW15, QPSK, Middle Channel

RSE-H&H n7 BW15 CH531000



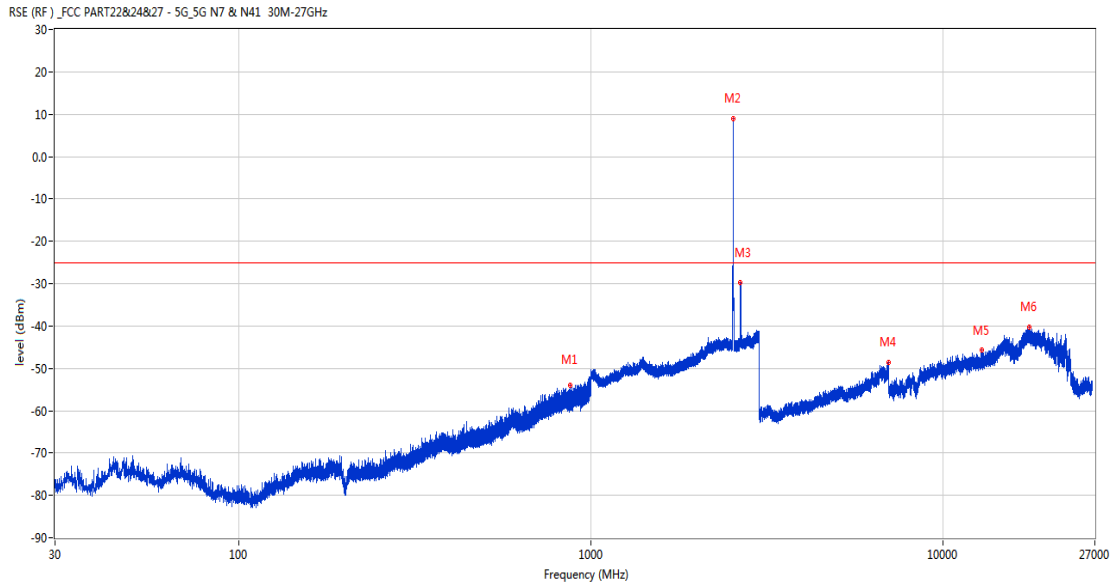
Frequency (MHz)	Result (dBm)	Factor (dB)	PK Limit (dBm)	Over Limit (dB)	Table (o)	ANT	EUT	Verdict
876.228	-53.89	40.37	-25.0	-28.89	0.00	Horizontal	Horizontal	Pass
2528.100	18.56	46.11	-25.0	43.56	343.00	Horizontal	Horizontal	N/A
2657.100	-27.55	46.16	-25.0	-2.55	202.00	Horizontal	Horizontal	N/A
6629.200	-49.33	12.10	-25.0	-24.33	145.00	Horizontal	Horizontal	Pass
9448.063	-47.16	16.69	-25.0	-22.16	34.00	Horizontal	Horizontal	Pass
17588.926	-40.05	22.09	-25.0	-15.05	161.00	Horizontal	Horizontal	Pass

RSE-H&V n7 BW15 CH531000



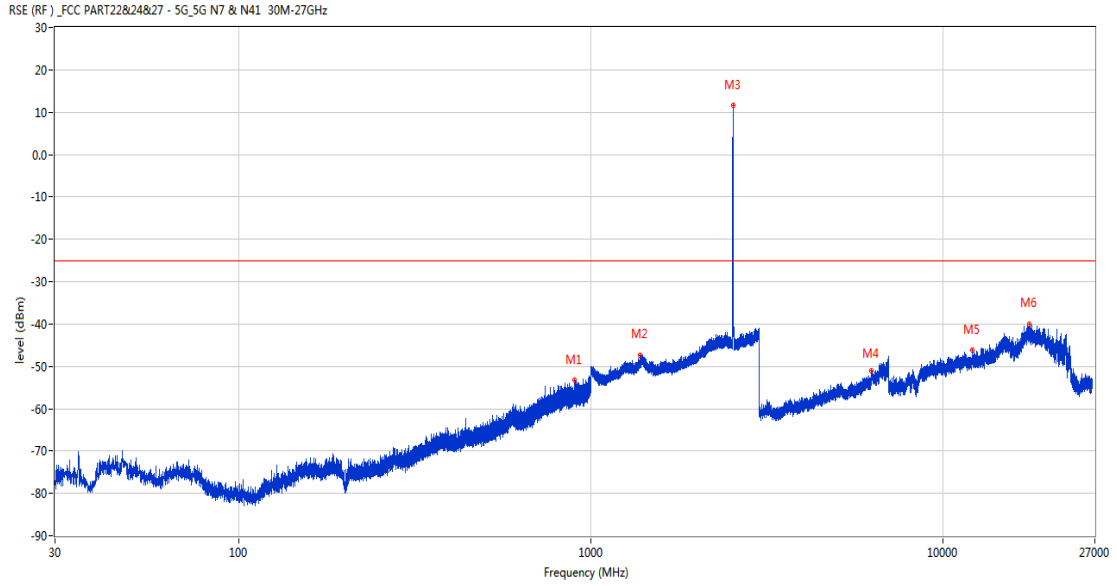
Frequency (MHz)	Result (dBm)	Factor (dB)	PK Limit (dBm)	Over Limit (dB)	Table (o)	ANT	EUT	Verdict
897.907	-53.49	40.99	-25.0	-28.49	0.00	Horizontal	Vertical	Pass
2532.300	12.08	45.84	-25.0	37.08	92.00	Horizontal	Vertical	N/A
2661.800	-39.83	46.16	-25.0	-14.83	29.00	Horizontal	Vertical	N/A
6999.200	-47.34	13.65	-25.0	-22.34	121.00	Horizontal	Vertical	Pass
10855.950	-46.72	17.58	-25.0	-21.72	199.00	Horizontal	Vertical	Pass
18637.074	-39.54	24.09	-25.0	-14.54	306.00	Horizontal	Vertical	Pass

RSE-V&V n7 BW15 CH531000



Frequency (MHz)	Result (dBm)	Factor (dB)	PK Limit (dBm)	Over Limit (dB)	Table (o)	ANT	EUT	Verdict
873.657	-53.98	40.12	-25.0	-28.98	49.00	Vertical	Vertical	Pass
2531.400	8.85	45.89	-25.0	33.85	111.00	Vertical	Vertical	N/A
2655.800	-29.70	46.10	-25.0	-4.70	122.00	Vertical	Vertical	N/A
6994.200	-48.52	13.62	-25.0	-23.52	260.00	Vertical	Vertical	Pass
12862.875	-45.61	19.41	-25.0	-20.61	57.00	Vertical	Vertical	Pass
17593.125	-40.30	22.05	-25.0	-15.30	209.00	Vertical	Vertical	Pass

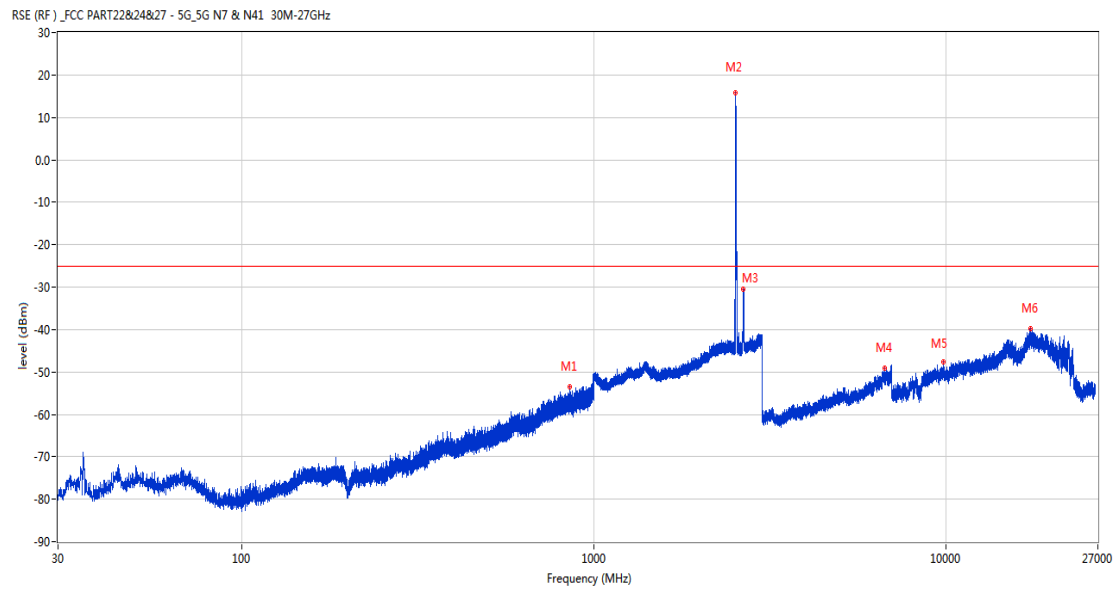
RSE-V&H n7 BW15 CH531000



Frequency (MHz)	Result (dBm)	Factor (dB)	PK Limit (dBm)	Over Limit (dB)	Table (o)	ANT	EUT	Verdict
896.937	-53.34	40.90	-25.0	-28.34	296.00	Vertical	Horizontal	Pass
1380.900	-47.50	44.79	-25.0	-22.50	277.00	Vertical	Horizontal	Pass
2532.100	11.56	45.85	-25.0	36.56	212.00	Vertical	Horizontal	N/A
6271.800	-51.14	11.01	-25.0	-26.14	277.00	Vertical	Horizontal	Pass
12107.150	-46.14	18.17	-25.0	-21.14	118.00	Vertical	Horizontal	Pass
17594.700	-40.09	22.03	-25.0	-15.09	11.00	Vertical	Horizontal	Pass

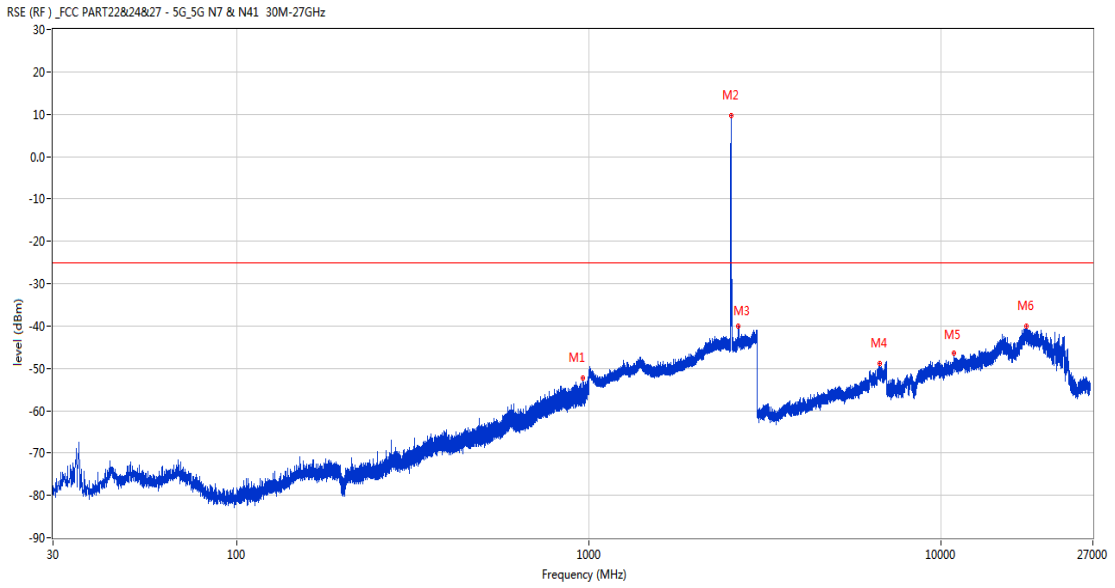
48.3 n7 BW20, QPSK, Middle Channel

RSE-H&H n7 BW20 CH531000



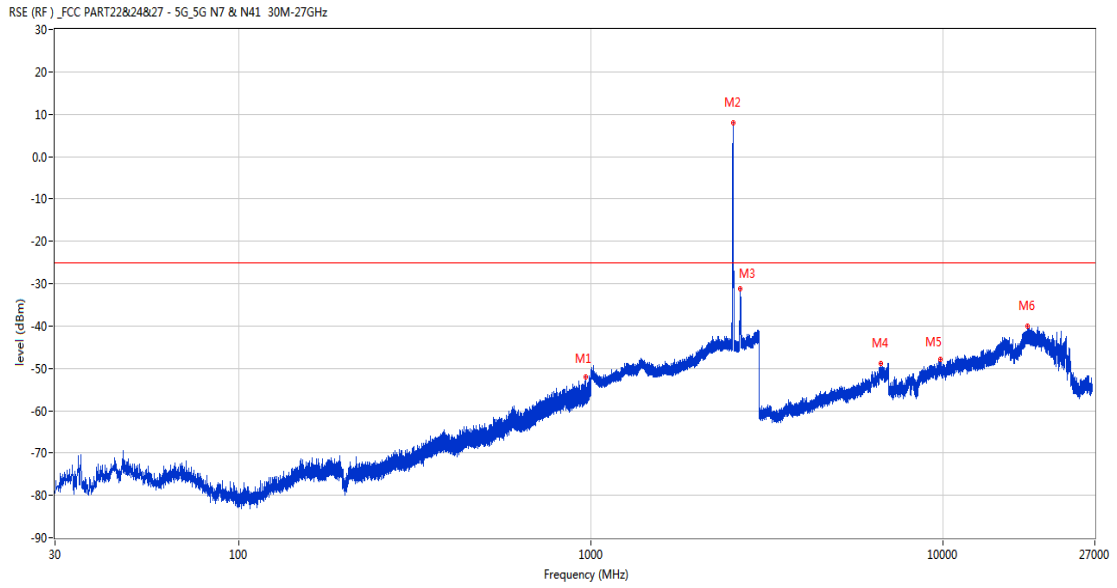
Frequency (MHz)	Result (dBm)	Factor (dB)	PK Limit (dBm)	Over Limit (dB)	Table (o)	ANT	EUT	Verdict
853.239	-53.53	40.40	-25.0	-28.53	238.00	Horizontal	Horizontal	Pass
2525.600	15.78	46.08	-25.0	40.78	-2.00	Horizontal	Horizontal	N/A
2649.700	-30.41	46.27	-25.0	-5.41	182.00	Horizontal	Horizontal	N/A
6684.800	-49.04	12.01	-25.0	-24.04	360.00	Horizontal	Horizontal	Pass
9806.576	-47.59	16.59	-25.0	-22.59	255.00	Horizontal	Horizontal	Pass
17423.026	-39.89	22.58	-25.0	-14.89	134.00	Horizontal	Horizontal	Pass

RSE-H&V n7 BW20 CH531000



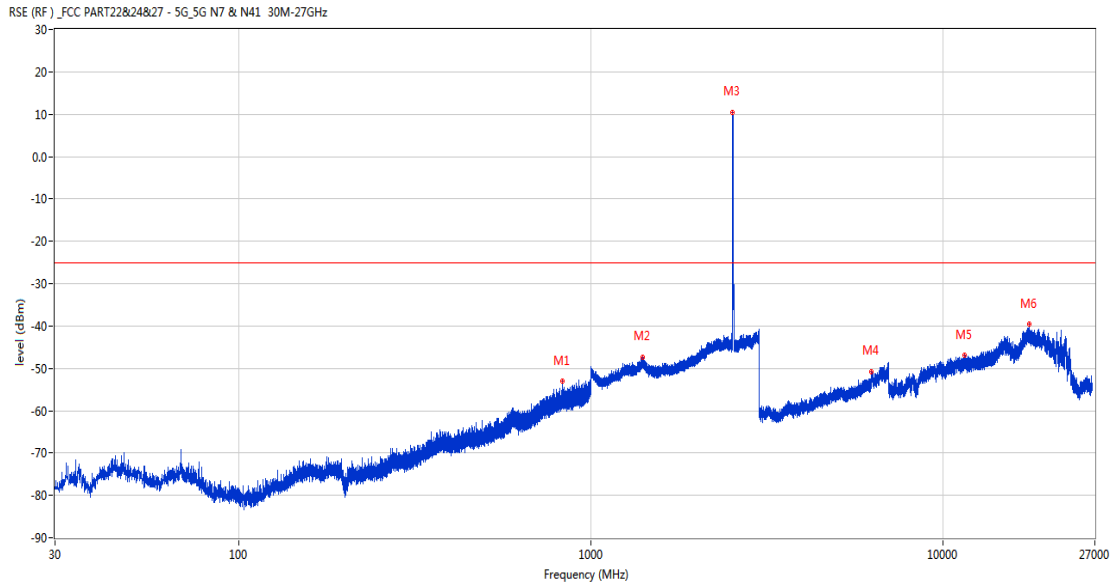
Frequency (MHz)	Result (dBm)	Factor (dB)	PK Limit (dBm)	Over Limit (dB)	Table (o)	ANT	EUT	Verdict
959.114	-52.36	41.77	-25.0	-27.36	363.00	Horizontal	Vertical	Pass
2529.600	9.71	46.03	-25.0	34.71	260.00	Horizontal	Vertical	N/A
2650.800	-40.06	46.19	-25.0	-15.06	103.00	Horizontal	Vertical	N/A
6686.800	-48.87	11.97	-25.0	-23.87	0.00	Horizontal	Vertical	Pass
10862.562	-46.41	17.47	-25.0	-21.41	-1.00	Horizontal	Vertical	Pass
17463.187	-40.14	21.74	-25.0	-15.14	264.00	Horizontal	Vertical	Pass

RSE-V&V n7 BW20 CH531000



Frequency (MHz)	Result (dBm)	Factor (dB)	PK Limit (dBm)	Over Limit (dB)	Table (o)	ANT	EUT	Verdict
963.528	-52.03	41.95	-25.0	-27.03	198.00	Vertical	Vertical	Pass
2529.600	7.92	46.03	-25.0	32.92	11.00	Vertical	Vertical	N/A
2650.000	-31.12	46.30	-25.0	-6.12	129.00	Vertical	Vertical	N/A
6673.000	-48.91	11.59	-25.0	-23.91	268.00	Vertical	Vertical	Pass
9849.125	-47.90	16.94	-25.0	-22.90	305.00	Vertical	Vertical	Pass
17381.026	-40.07	22.25	-25.0	-15.07	170.00	Vertical	Vertical	Pass

RSE-V&H n7 BW20 CH531000

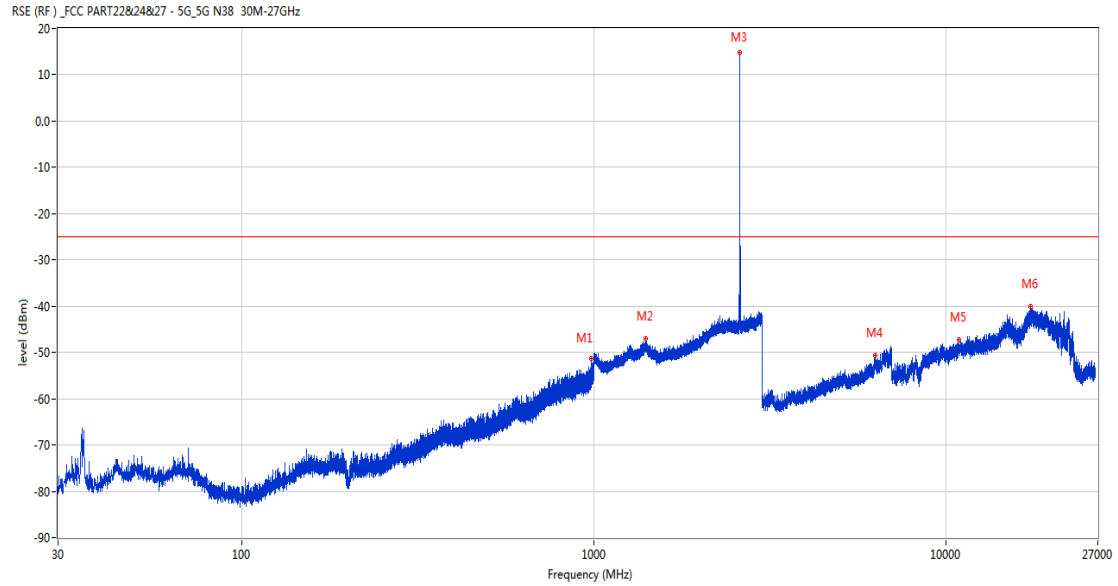


Frequency (MHz)	Result (dBm)	Factor (dB)	PK Limit (dBm)	Over Limit (dB)	Table (o)	ANT	EUT	Verdict
827.292	-52.95	40.18	-25.0	-27.95	67.00	Vertical	Horizontal	Pass
1401.400	-47.40	45.14	-25.0	-22.40	-2.00	Vertical	Horizontal	Pass
2525.400	10.32	46.07	-25.0	35.32	212.00	Vertical	Horizontal	N/A
6267.600	-50.84	10.66	-25.0	-25.84	-1.00	Vertical	Horizontal	Pass
11505.988	-46.82	17.71	-25.0	-21.82	229.00	Vertical	Horizontal	Pass
17592.074	-39.56	22.06	-25.0	-14.56	304.00	Vertical	Horizontal	Pass

49 n38

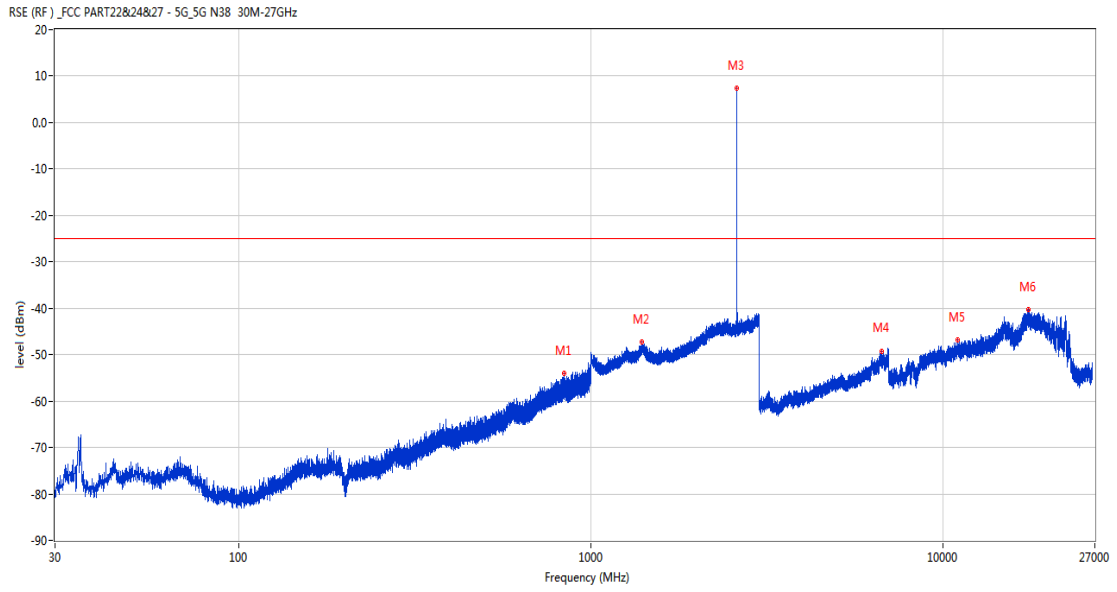
49.1 n38 BW10, QPSK, Middle Channel

RSE-H&H n38 BW10 CH519000



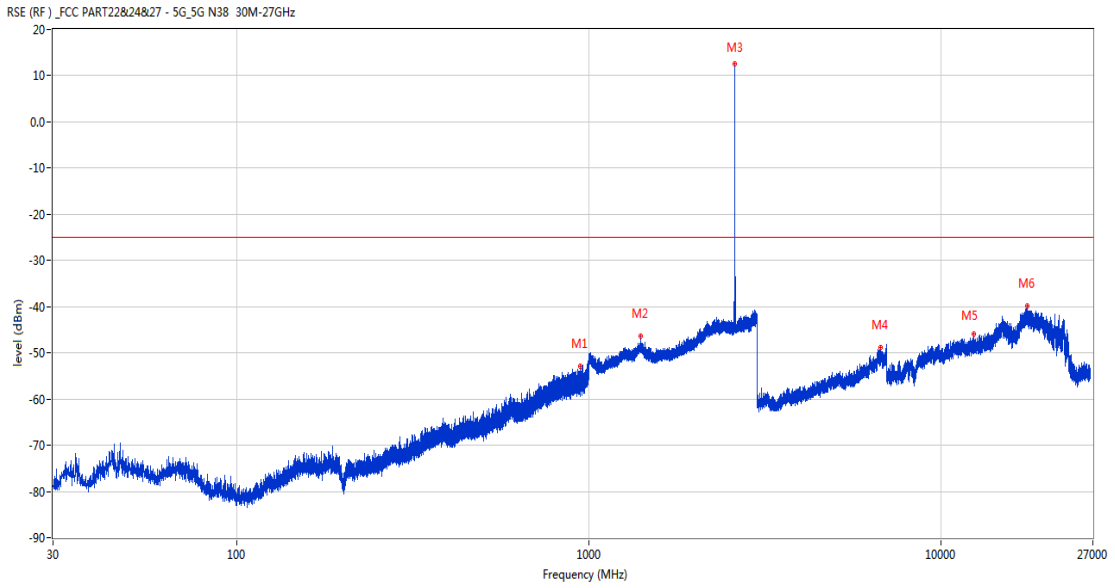
Frequency (MHz)	Result (dBm)	Factor (dB)	PK Limit (dBm)	Over Limit (dB)	Table (o)	ANT	EUT	Verdict
983.995	-51.34	42.60	-25.0	-26.34	32.00	Horizontal	Horizontal	Pass
1405.300	-47.10	44.95	-25.0	-22.10	210.00	Horizontal	Horizontal	Pass
2593.900	14.79	46.05	-25.0	39.79	141.00	Horizontal	Horizontal	N/A
6295.800	-50.53	11.22	-25.0	-25.53	77.00	Horizontal	Horizontal	Pass
10856.237	-47.21	17.58	-25.0	-22.21	360.00	Horizontal	Horizontal	Pass
17429.850	-40.07	22.41	-25.0	-15.07	76.00	Horizontal	Horizontal	Pass

RSE-H&V n38 BW10 CH519000



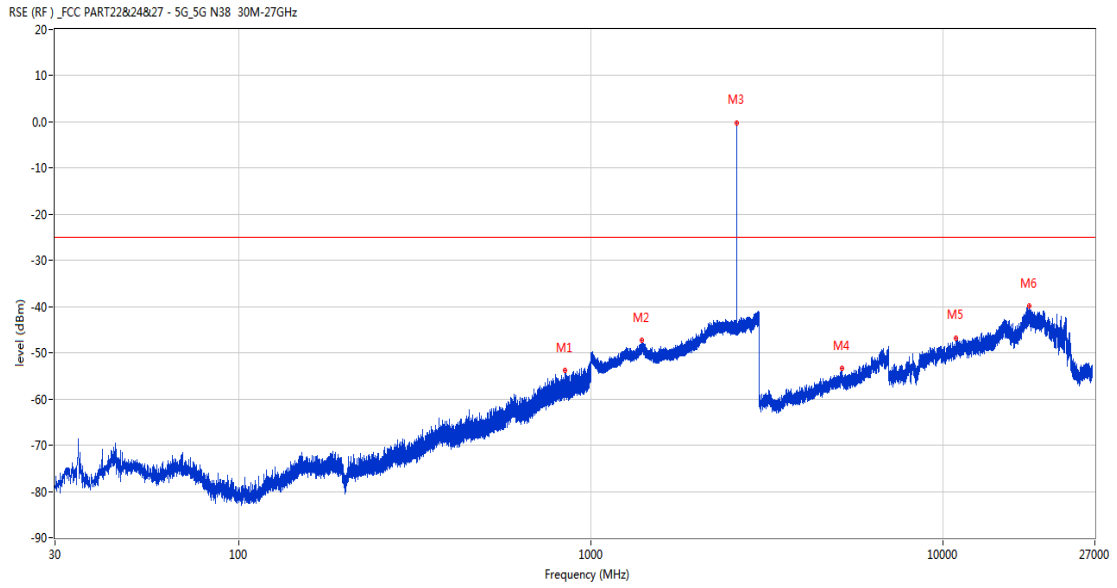
Frequency (MHz)	Result (dBm)	Factor (dB)	PK Limit (dBm)	Over Limit (dB)	Table (o)	ANT	EUT	Verdict
836.798	-54.10	40.54	-25.0	-29.10	85.00	Horizontal	Vertical	Pass
1391.000	-47.16	44.97	-25.0	-22.16	42.00	Horizontal	Vertical	Pass
2590.900	7.34	45.86	-25.0	32.34	144.00	Horizontal	Vertical	N/A
6685.400	-49.39	12.05	-25.0	-24.39	177.00	Horizontal	Vertical	Pass
10998.550	-46.70	17.47	-25.0	-21.70	285.00	Horizontal	Vertical	Pass
17468.963	-40.31	21.72	-25.0	-15.31	43.00	Horizontal	Vertical	Pass

RSE-V&V n38 BW10 CH519000



Frequency (MHz)	Result (dBm)	Factor (dB)	PK Limit (dBm)	Over Limit (dB)	Table (o)	ANT	EUT	Verdict
945.874	-52.82	41.51	-25.0	-27.82	234.00	Vertical	Vertical	Pass
1403.800	-46.40	45.05	-25.0	-21.40	21.00	Vertical	Vertical	Pass
2599.300	12.61	45.97	-25.0	37.61	38.00	Vertical	Vertical	N/A
6739.000	-48.76	12.07	-25.0	-23.76	290.00	Vertical	Vertical	Pass
12361.012	-45.91	18.49	-25.0	-20.91	217.00	Vertical	Vertical	Pass
17579.475	-39.94	22.20	-25.0	-14.94	77.00	Vertical	Vertical	Pass

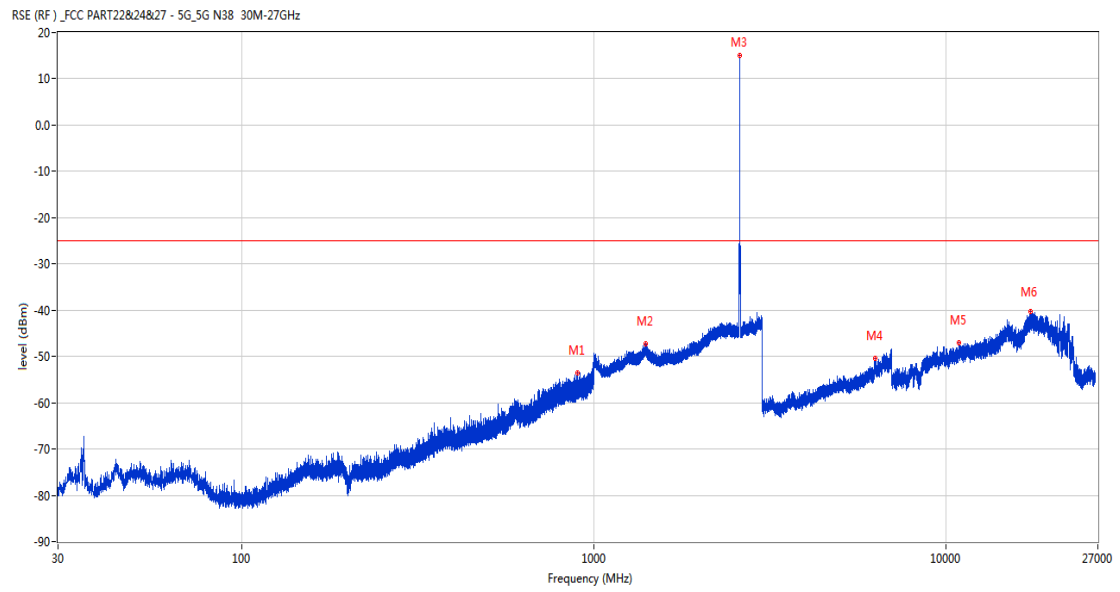
RSE-V&H n38 BW10 CH519000



Frequency (MHz)	Result (dBm)	Factor (dB)	PK Limit (dBm)	Over Limit (dB)	Table (o)	ANT	EUT	Verdict
845.140	-53.76	40.47	-25.0	-28.76	127.00	Vertical	Horizontal	Pass
1396.900	-47.17	45.16	-25.0	-22.17	220.00	Vertical	Horizontal	Pass
2599.200	-0.15	45.99	-25.0	24.85	16.00	Vertical	Horizontal	N/A
5151.400	-53.31	7.28	-25.0	-28.31	107.00	Vertical	Horizontal	Pass
10900.513	-46.75	17.72	-25.0	-21.75	148.00	Vertical	Horizontal	Pass
17592.601	-39.74	22.05	-25.0	-14.74	362.00	Vertical	Horizontal	Pass

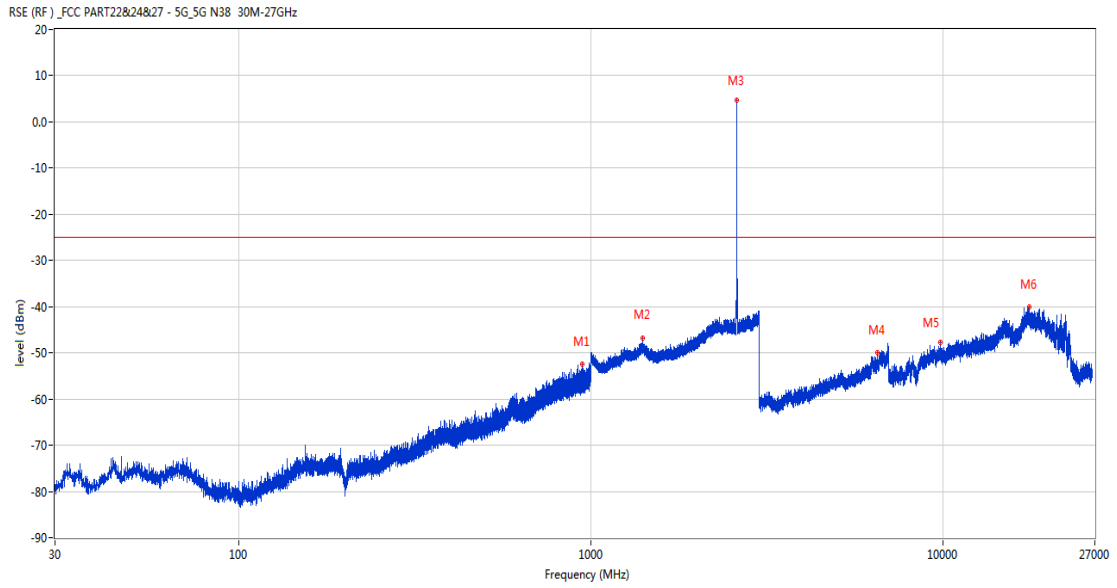
49.2 n38 BW15, QPSK, Middle Channel

RSE-H&H n38 BW15 CH519000



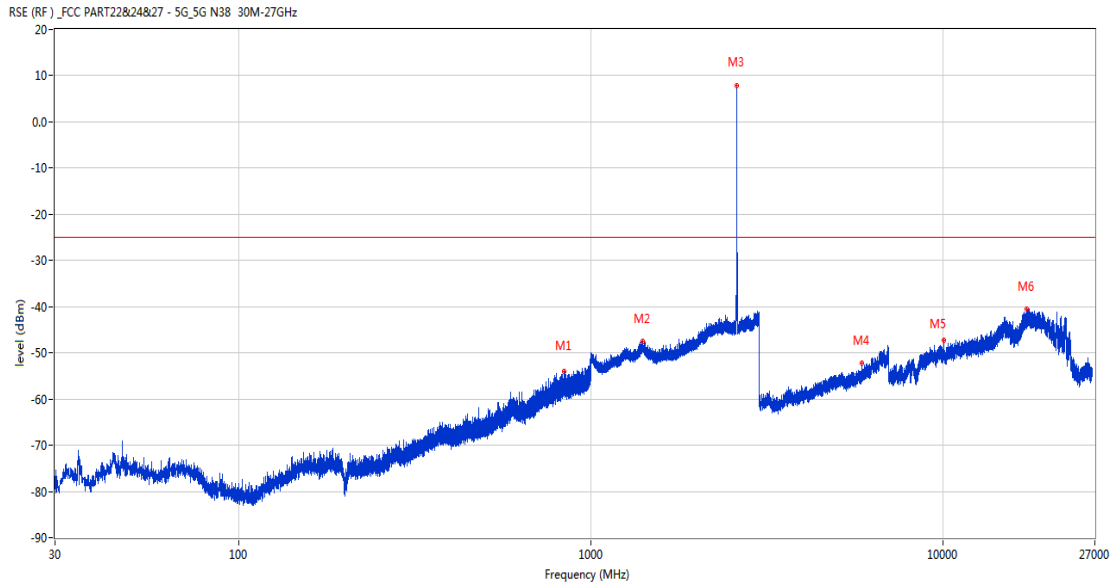
Frequency (MHz)	Result (dBm)	Factor (dB)	PK Limit (dBm)	Over Limit (dB)	Table (o)	ANT	EUT	Verdict
897.956	-53.60	41.00	-25.0	-28.60	17.00	Horizontal	Horizontal	Pass
1400.100	-47.24	45.17	-25.0	-22.24	361.00	Horizontal	Horizontal	Pass
2596.500	15.13	46.03	-25.0	40.13	114.00	Horizontal	Horizontal	N/A
6277.000	-50.42	11.22	-25.0	-25.42	345.00	Horizontal	Horizontal	Pass
10899.363	-47.02	17.70	-25.0	-22.02	239.00	Horizontal	Horizontal	Pass
17428.011	-40.32	22.45	-25.0	-15.32	361.00	Horizontal	Horizontal	Pass

RSE-H&V n38 BW15 CH519000



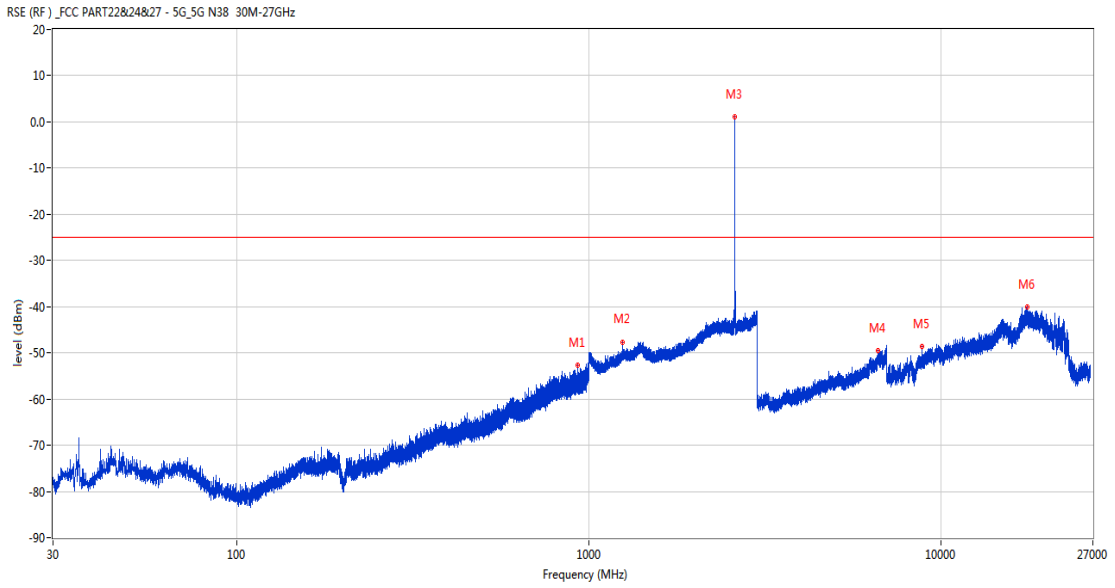
Frequency (MHz)	Result (dBm)	Factor (dB)	PK Limit (dBm)	Over Limit (dB)	Table (o)	ANT	EUT	Verdict
946.456	-52.51	41.51	-25.0	-27.51	55.00	Horizontal	Vertical	Pass
1398.600	-46.72	45.16	-25.0	-21.72	191.00	Horizontal	Vertical	Pass
2587.900	4.80	46.21	-25.0	29.80	305.00	Horizontal	Vertical	N/A
6504.200	-49.89	10.74	-25.0	-24.89	108.00	Horizontal	Vertical	Pass
9841.075	-47.67	16.98	-25.0	-22.67	173.00	Horizontal	Vertical	Pass
17586.563	-40.00	22.12	-25.0	-15.00	81.00	Horizontal	Vertical	Pass

RSE-V&V n38 BW15 CH519000



Frequency (MHz)	Result (dBm)	Factor (dB)	PK Limit (dBm)	Over Limit (dB)	Table (o)	ANT	EUT	Verdict
839.271	-54.02	40.50	-25.0	-29.02	239.00	Vertical	Vertical	Pass
1400.100	-47.45	45.17	-25.0	-22.45	314.00	Vertical	Vertical	Pass
2588.200	7.88	46.24	-25.0	32.88	353.00	Vertical	Vertical	N/A
5896.800	-52.25	8.66	-25.0	-27.25	296.00	Vertical	Vertical	Pass
10073.375	-47.24	16.13	-25.0	-22.24	229.00	Vertical	Vertical	Pass
17306.474	-40.60	21.12	-25.0	-15.60	13.00	Vertical	Vertical	Pass

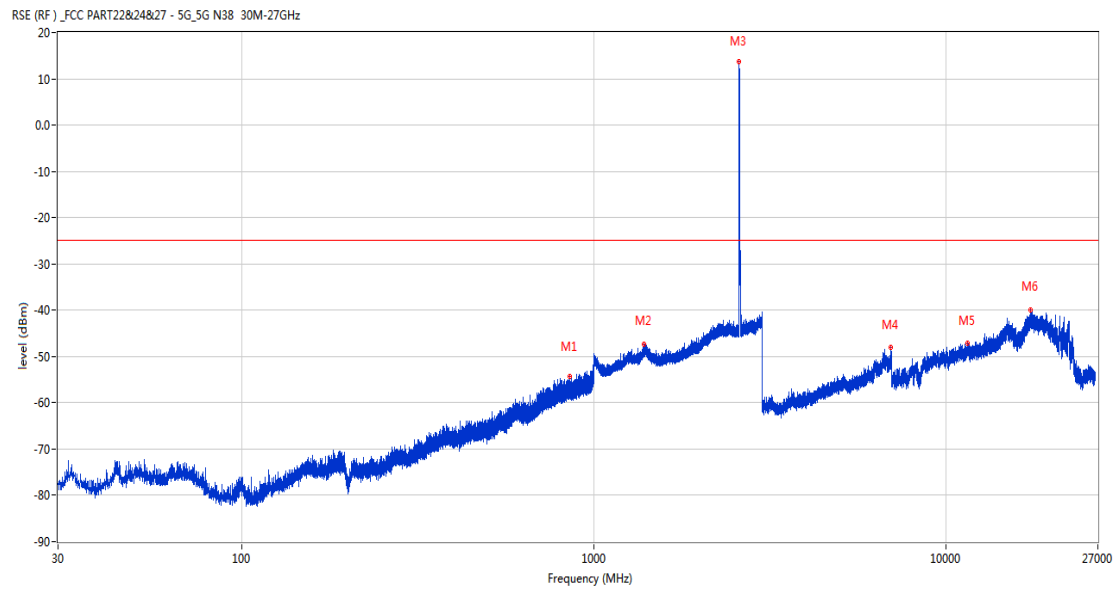
RSE-V&H n38 BW15 CH519000



Frequency (MHz)	Result (dBm)	Factor (dB)	PK Limit (dBm)	Over Limit (dB)	Table (o)	ANT	EUT	Verdict
928.511	-52.64	41.54	-25.0	-27.64	361.00	Vertical	Horizontal	Pass
1244.600	-47.78	43.59	-25.0	-22.78	-3.00	Vertical	Horizontal	Pass
2588.800	1.20	46.20	-25.0	26.20	51.00	Vertical	Horizontal	N/A
6603.800	-49.50	12.00	-25.0	-24.50	138.00	Vertical	Horizontal	Pass
8838.275	-48.63	15.26	-25.0	-23.63	268.00	Vertical	Horizontal	Pass
17614.651	-40.03	21.84	-25.0	-15.03	49.00	Vertical	Horizontal	Pass

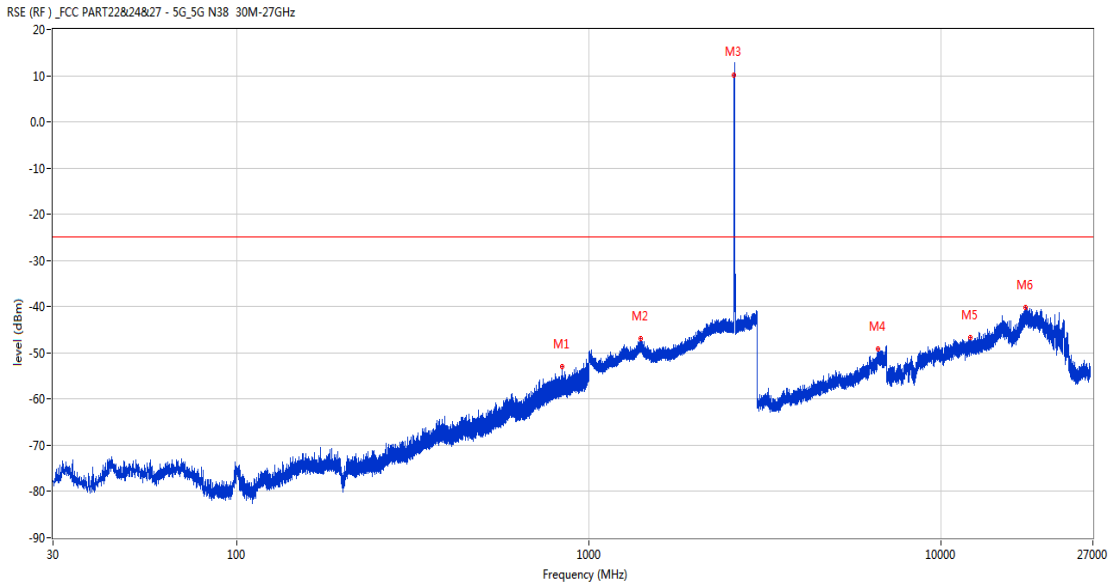
49.3 n38 BW20, QPSK, Middle Channel

RSE-H&H n38 BW20 CH519000



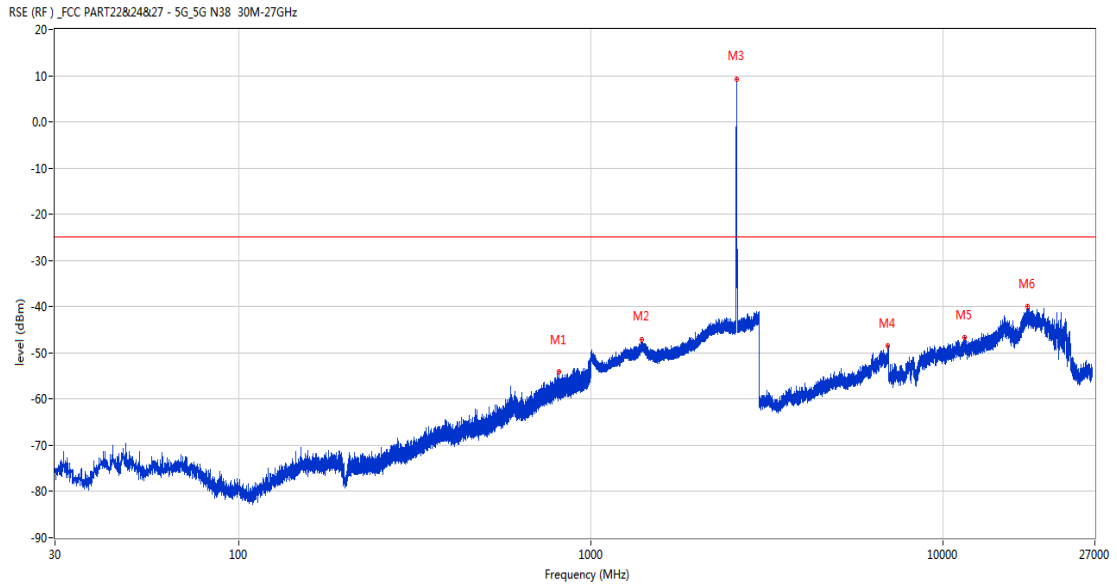
Frequency (MHz)	Result (dBm)	Factor (dB)	PK Limit (dBm)	Over Limit (dB)	Table (o)	ANT	EUT	Verdict
852.414	-54.41	40.44	-25.0	-29.41	55.00	Horizontal	Horizontal	Pass
1388.300	-47.35	44.93	-25.0	-22.35	93.00	Horizontal	Horizontal	Pass
2586.000	13.81	46.03	-25.0	38.81	203.00	Horizontal	Horizontal	N/A
6978.400	-48.08	13.94	-25.0	-23.08	24.00	Horizontal	Horizontal	Pass
11509.437	-47.06	17.65	-25.0	-22.06	293.00	Horizontal	Horizontal	Pass
17416.989	-40.01	22.66	-25.0	-15.01	98.00	Horizontal	Horizontal	Pass

RSE-H&V n38 BW20 CH519000



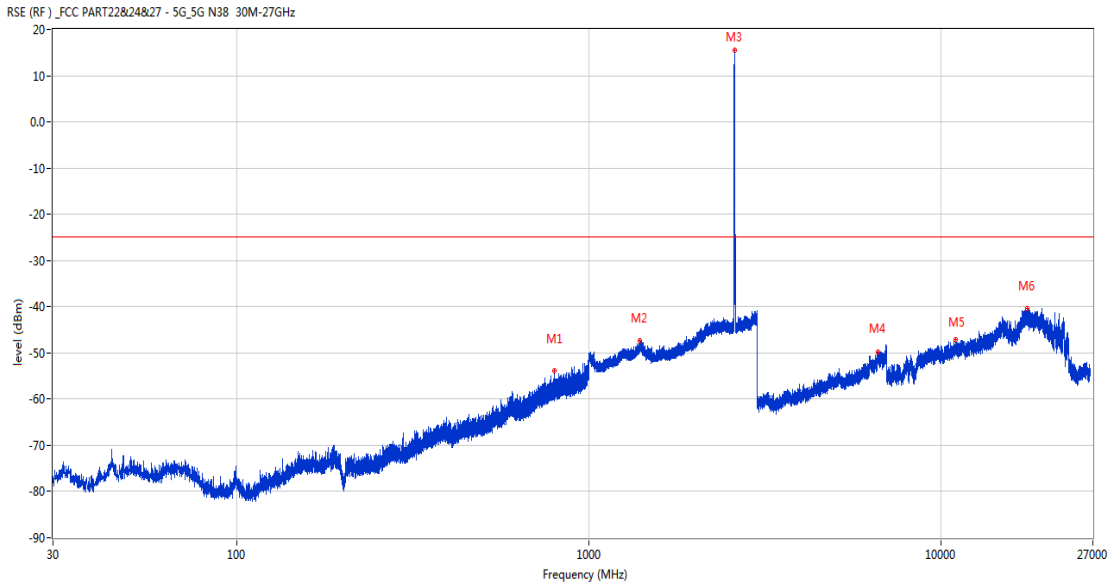
Frequency (MHz)	Result (dBm)	Factor (dB)	PK Limit (dBm)	Over Limit (dB)	Table (o)	ANT	EUT	Verdict
839.271	-52.94	40.50	-25.0	-27.94	345.00	Horizontal	Vertical	Pass
1399.900	-46.93	45.18	-25.0	-21.93	214.00	Horizontal	Vertical	Pass
2585.900	10.20	46.02	-25.0	35.20	31.00	Horizontal	Vertical	N/A
6609.600	-49.06	12.29	-25.0	-24.06	90.00	Horizontal	Vertical	Pass
12112.326	-46.62	18.16	-25.0	-21.62	150.00	Horizontal	Vertical	Pass
17421.976	-40.07	22.60	-25.0	-15.07	222.00	Horizontal	Vertical	Pass

RSE-V&V n38 BW20 CH519000



Frequency (MHz)	Result (dBm)	Factor (dB)	PK Limit (dBm)	Over Limit (dB)	Table (o)	ANT	EUT	Verdict
810.074	-54.00	39.94	-25.0	-29.00	0.00	Vertical	Vertical	Pass
1392.600	-47.06	45.01	-25.0	-22.06	280.00	Vertical	Vertical	Pass
2594.700	9.15	46.17	-25.0	34.15	113.00	Vertical	Vertical	N/A
6983.000	-48.37	13.90	-25.0	-23.37	27.00	Vertical	Vertical	Pass
11500.812	-46.70	17.79	-25.0	-21.70	151.00	Vertical	Vertical	Pass
17410.163	-39.96	22.69	-25.0	-14.96	172.00	Vertical	Vertical	Pass

RSE-H&H n38 BW20 CH519000

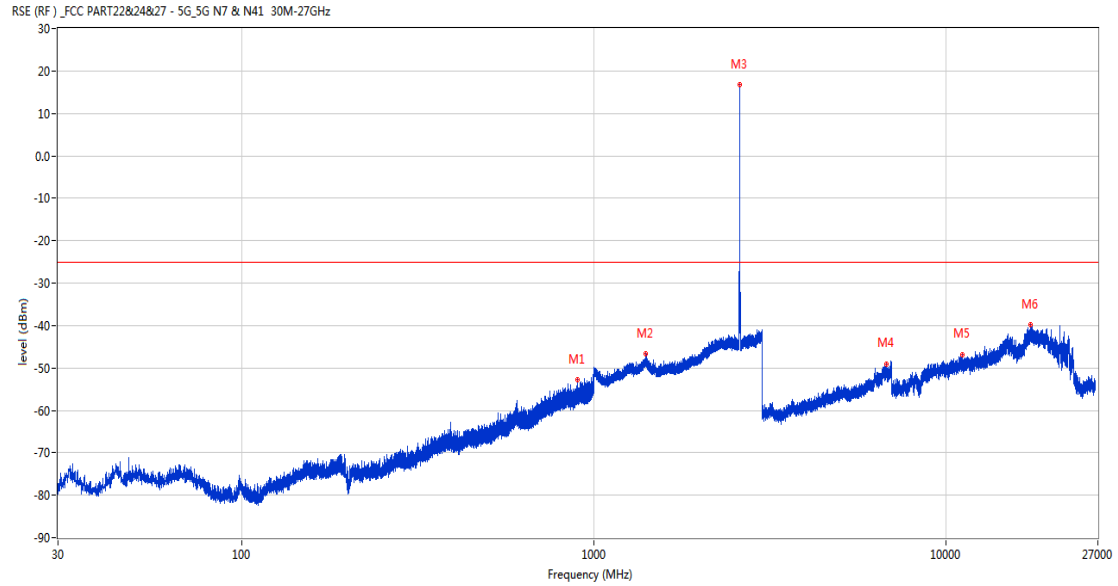


Frequency (MHz)	Result (dBm)	Factor (dB)	PK Limit (dBm)	Over Limit (dB)	Table (o)	ANT	EUT	Verdict
799.016	-53.84	40.03	-25.0	-28.84	174.00	Horizontal	Horizontal	Pass
1395.400	-47.40	45.13	-25.0	-22.40	360.00	Horizontal	Horizontal	Pass
2594.600	15.52	46.15	-25.0	40.52	163.00	Horizontal	Horizontal	N/A
6607.200	-49.88	12.24	-25.0	-24.88	311.00	Horizontal	Horizontal	Pass
10984.175	-47.20	17.25	-25.0	-22.20	250.00	Horizontal	Horizontal	Pass
17597.587	-40.46	22.00	-25.0	-15.46	109.00	Horizontal	Horizontal	Pass

50 n41

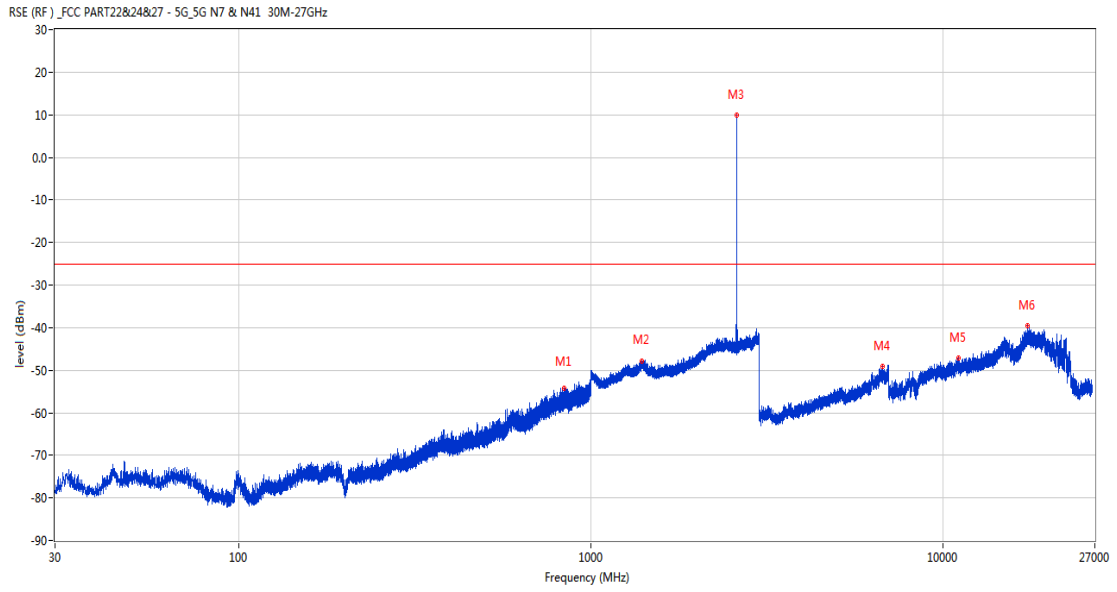
50.1 n41 BW10, QPSK, Middle Channel

RSE-H&H n41 BW10 CH518598



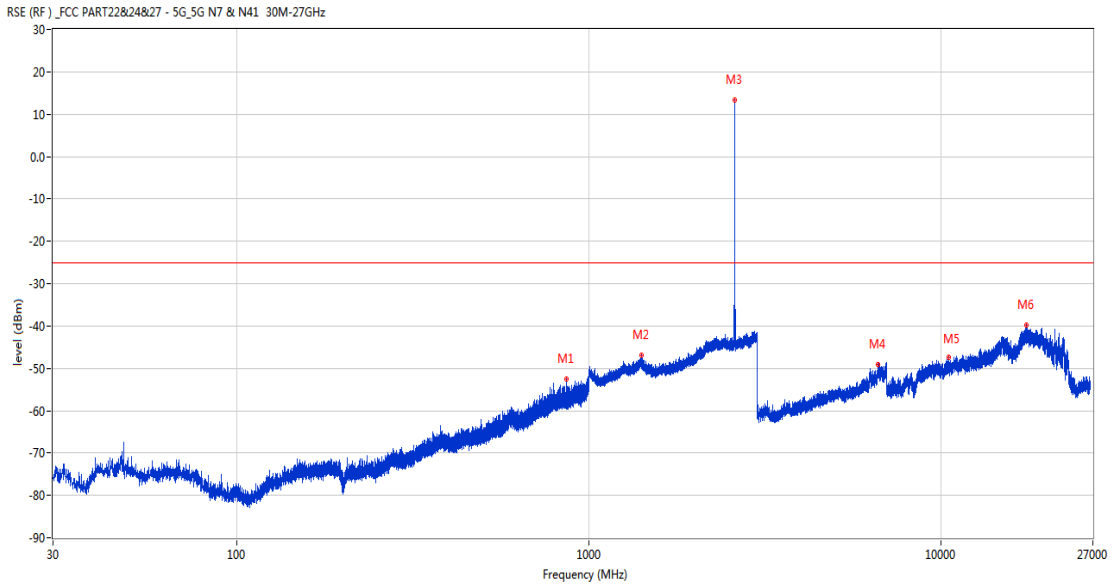
Frequency (MHz)	Result (dBm)	Factor (dB)	PK Limit (dBm)	Over Limit (dB)	Table (o)	ANT	EUT	Verdict
899.169	-52.76	41.12	-25.0	-27.76	116.00	Horizontal	Horizontal	Pass
1399.300	-46.60	45.17	-25.0	-21.60	149.00	Horizontal	Horizontal	Pass
2588.600	16.75	46.23	-25.0	41.75	130.00	Horizontal	Horizontal	N/A
6783.800	-49.15	12.15	-25.0	-24.15	95.00	Horizontal	Horizontal	Pass
11145.750	-46.89	16.76	-25.0	-21.89	0.00	Horizontal	Horizontal	Pass
17409.374	-39.75	22.69	-25.0	-14.75	124.00	Horizontal	Horizontal	Pass

RSE-H&V n41 BW10 CH518598



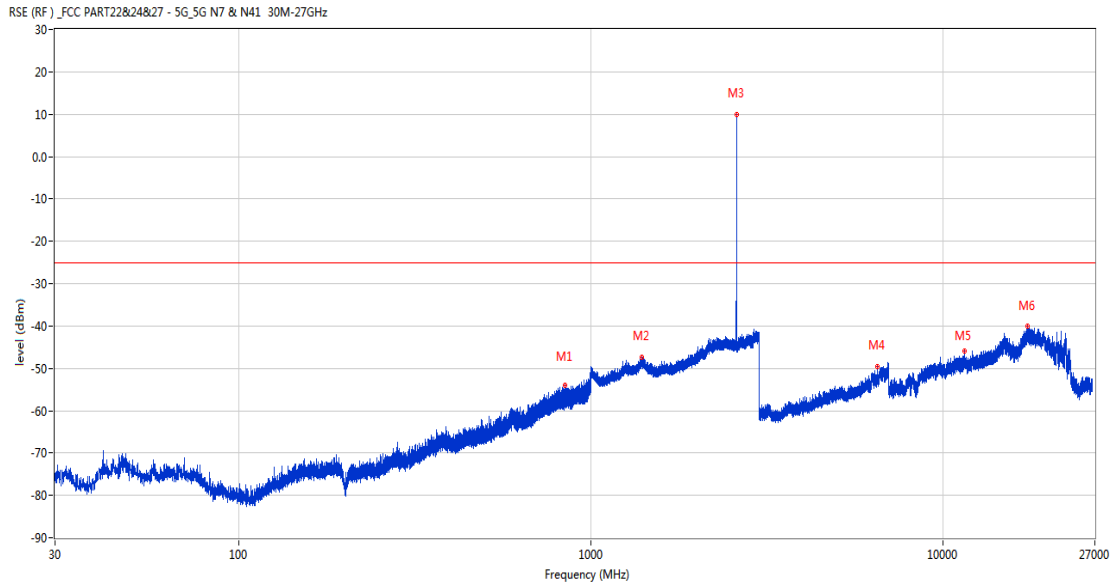
Frequency (MHz)	Result (dBm)	Factor (dB)	PK Limit (dBm)	Over Limit (dB)	Table (o)	ANT	EUT	Verdict
839.319	-54.33	40.50	-25.0	-29.33	300.00	Horizontal	Vertical	Pass
1395.400	-47.85	45.13	-25.0	-22.85	76.00	Horizontal	Vertical	Pass
2597.200	9.90	45.99	-25.0	34.90	190.00	Horizontal	Vertical	N/A
6737.600	-49.19	12.03	-25.0	-24.19	132.00	Horizontal	Vertical	Pass
11038.800	-47.17	16.70	-25.0	-22.17	261.00	Horizontal	Vertical	Pass
17424.599	-39.53	22.54	-25.0	-14.53	324.00	Horizontal	Vertical	Pass

RSE-V&V n41 BW10 CH518598



Frequency (MHz)	Result (dBm)	Factor (dB)	PK Limit (dBm)	Over Limit (dB)	Table (o)	ANT	EUT	Verdict
865.073	-52.61	40.02	-25.0	-27.61	329.00	Vertical	Vertical	Pass
1408.100	-46.96	44.92	-25.0	-21.96	360.00	Vertical	Vertical	Pass
2589.200	13.27	46.12	-25.0	38.27	356.00	Vertical	Vertical	N/A
6616.600	-49.17	12.17	-25.0	-24.17	18.00	Vertical	Vertical	Pass
10529.350	-47.34	16.28	-25.0	-22.34	62.00	Vertical	Vertical	Pass
17477.364	-39.88	21.70	-25.0	-14.88	285.00	Vertical	Vertical	Pass

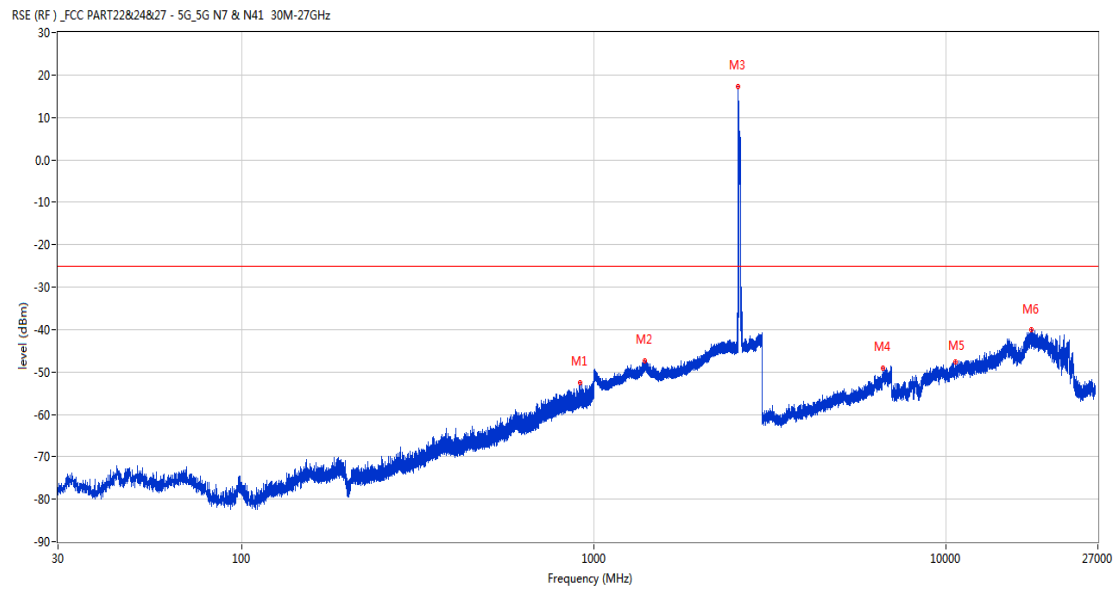
RSE-V&H n41 BW10 CH518598



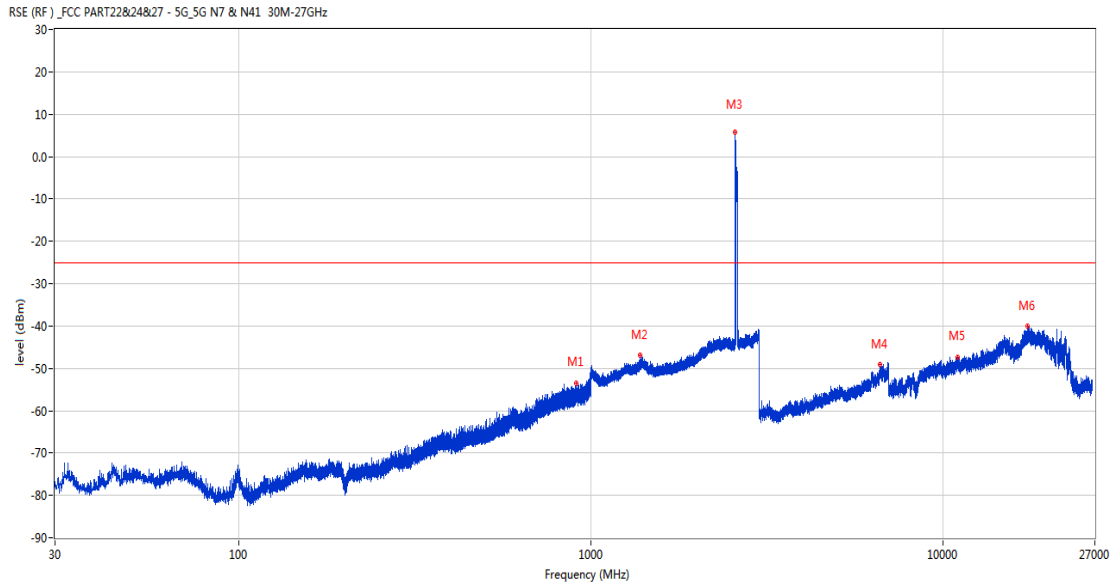
Frequency (MHz)	Result (dBm)	Factor (dB)	PK Limit (dBm)	Over Limit (dB)	Table (o)	ANT	EUT	Verdict
844.266	-54.07	40.48	-25.0	-29.07	107.00	Vertical	Horizontal	Pass
1391.100	-47.27	44.98	-25.0	-22.27	162.00	Vertical	Horizontal	Pass
2589.000	10.04	46.16	-25.0	35.04	0.00	Vertical	Horizontal	N/A
6513.600	-49.66	10.71	-25.0	-24.66	159.00	Vertical	Horizontal	Pass
11502.825	-45.99	17.76	-25.0	-20.99	150.00	Vertical	Horizontal	Pass
17381.026	-40.11	22.25	-25.0	-15.11	167.00	Vertical	Horizontal	Pass

50.2 n41 BW60, QPSK, Middle Channel

RSE-H&H n41 BW60 CH518598

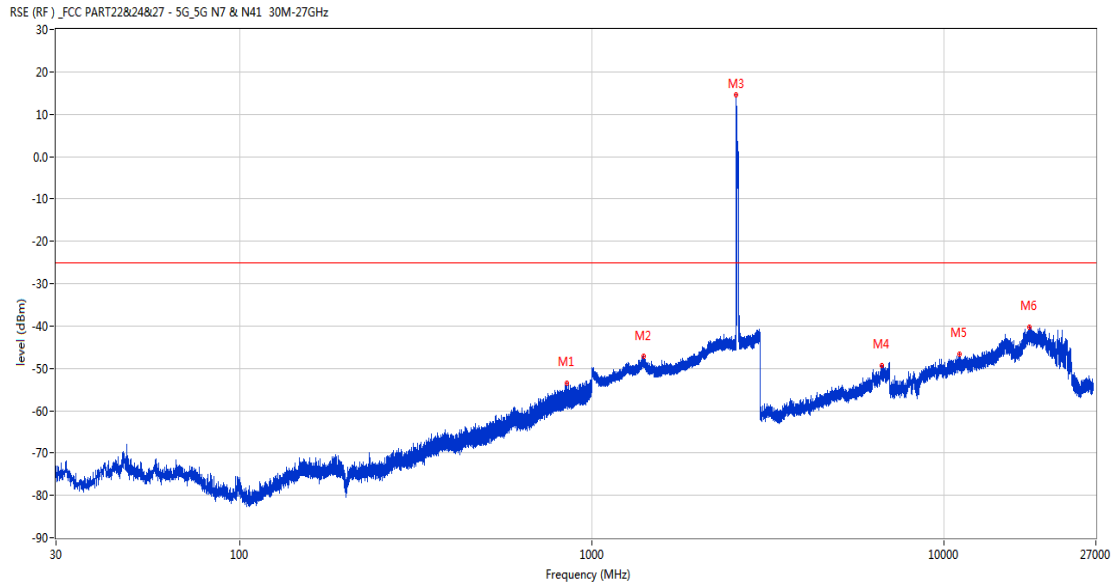


Frequency (MHz)	Result (dBm)	Factor (dB)	PK Limit (dBm)	Over Limit (dB)	Table (o)	ANT	EUT	Verdict
913.428	-52.44	41.26	-25.0	-27.44	357.00	Horizontal	Horizontal	Pass
1394.900	-47.29	45.11	-25.0	-22.29	320.00	Horizontal	Horizontal	Pass
2564.200	17.37	45.91	-25.0	42.37	130.00	Horizontal	Horizontal	N/A
6611.200	-49.16	12.34	-25.0	-24.16	293.00	Horizontal	Horizontal	Pass
10624.224	-47.75	15.83	-25.0	-22.75	199.00	Horizontal	Horizontal	Pass
17467.650	-40.04	21.73	-25.0	-15.04	157.00	Horizontal	Horizontal	Pass

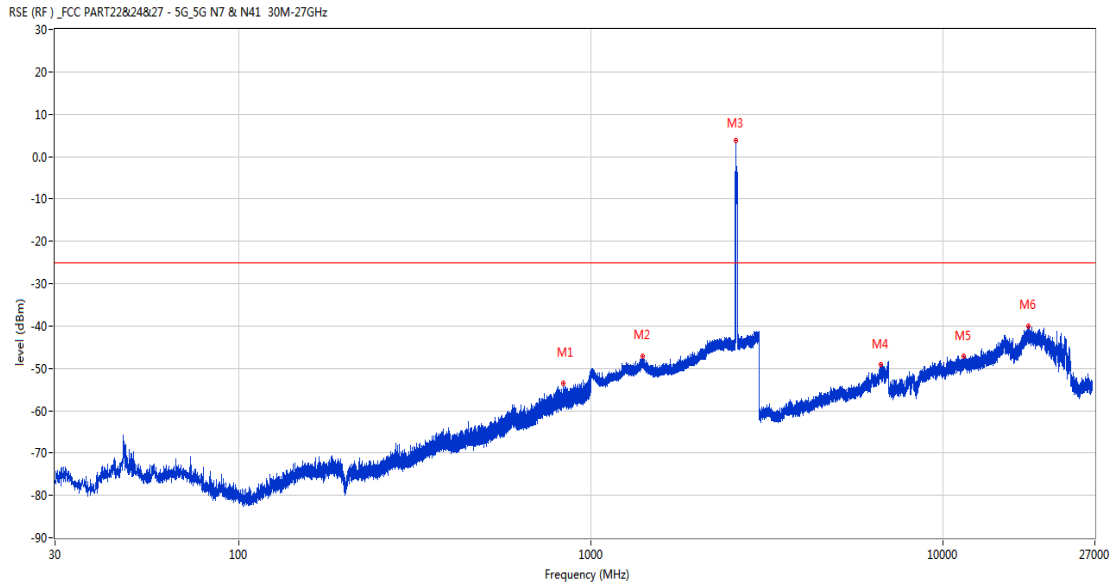


Frequency (MHz)	Result (dBm)	Factor (dB)	PK Limit (dBm)	Over Limit (dB)	Table (o)	ANT	EUT	Verdict
905.279	-53.47	40.99	-25.0	-28.47	142.00	Horizontal	Vertical	Pass
1381.500	-47.02	44.83	-25.0	-22.02	277.00	Horizontal	Vertical	Pass
2564.100	5.87	45.91	-25.0	30.87	119.00	Horizontal	Vertical	N/A
6606.200	-49.03	12.20	-25.0	-24.03	69.00	Horizontal	Vertical	Pass
10993.375	-47.40	17.39	-25.0	-22.40	83.00	Horizontal	Vertical	Pass
17419.350	-40.15	22.65	-25.0	-15.15	300.00	Horizontal	Vertical	Pass

RSE-V&V n41 BW60 CH518598



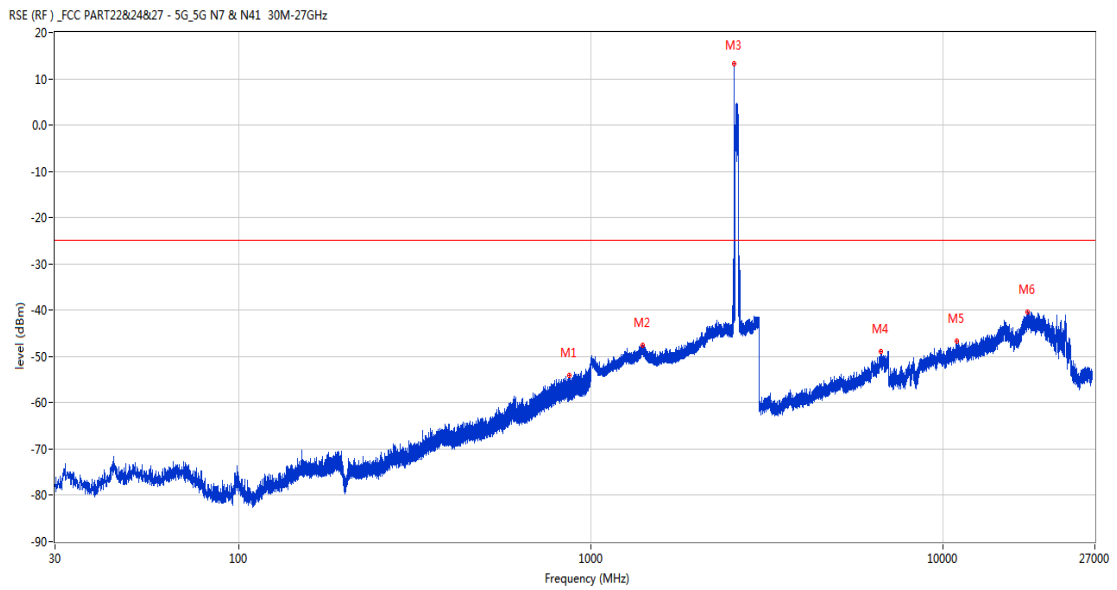
Frequency (MHz)	Result (dBm)	Factor (dB)	PK Limit (dBm)	Over Limit (dB)	Table (o)	ANT	EUT	Verdict
847.710	-53.63	40.41	-25.0	-28.63	167.00	Vertical	Vertical	Pass
1402.200	-47.21	45.14	-25.0	-22.21	18.00	Vertical	Vertical	Pass
2564.000	14.51	45.90	-25.0	39.51	360.00	Vertical	Vertical	N/A
6676.000	-49.46	11.71	-25.0	-24.46	273.00	Vertical	Vertical	Pass
11041.675	-46.59	16.59	-25.0	-21.59	1.00	Vertical	Vertical	Pass
17472.901	-40.18	21.72	-25.0	-15.18	144.00	Vertical	Vertical	Pass



Frequency (MHz)	Result (dBm)	Factor (dB)	PK Limit (dBm)	Over Limit (dB)	Table (o)	ANT	EUT	Verdict
835.633	-53.47	40.53	-25.0	-28.47	230.00	Vertical	Horizontal	Pass
1405.700	-47.07	44.95	-25.0	-22.07	360.00	Vertical	Horizontal	Pass
2572.700	3.81	45.99	-25.0	28.81	46.00	Vertical	Horizontal	N/A
6676.800	-49.17	11.73	-25.0	-24.17	46.00	Vertical	Horizontal	Pass
11445.900	-47.19	17.19	-25.0	-22.19	360.00	Vertical	Horizontal	Pass
17453.738	-40.14	21.86	-25.0	-15.14	158.00	Vertical	Horizontal	Pass

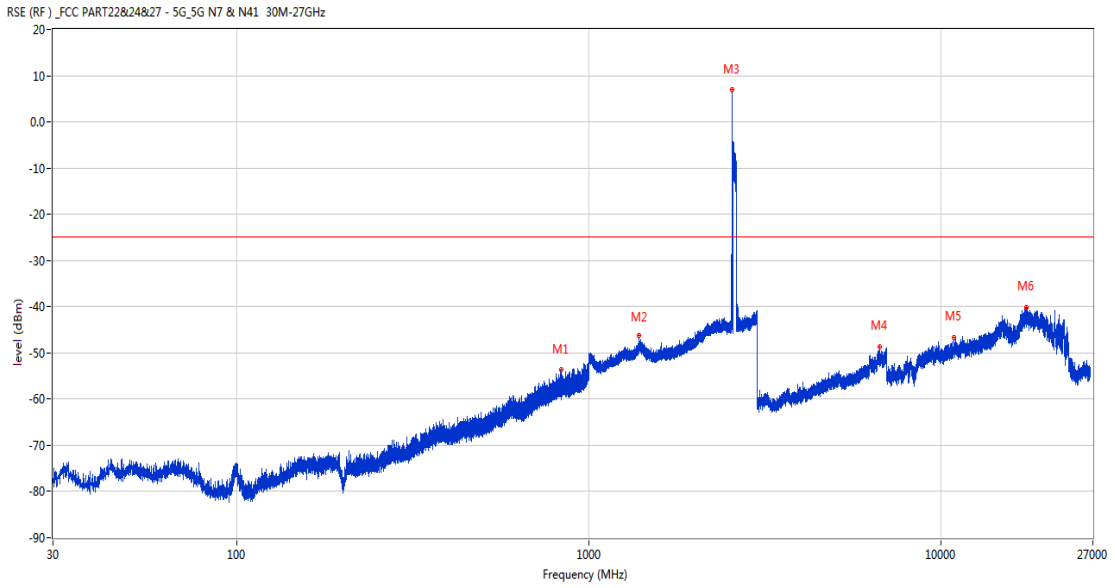
50.3 n41 BW100, QPSK, Middle Channel

RSE-H&H n41 BW100 CH518598



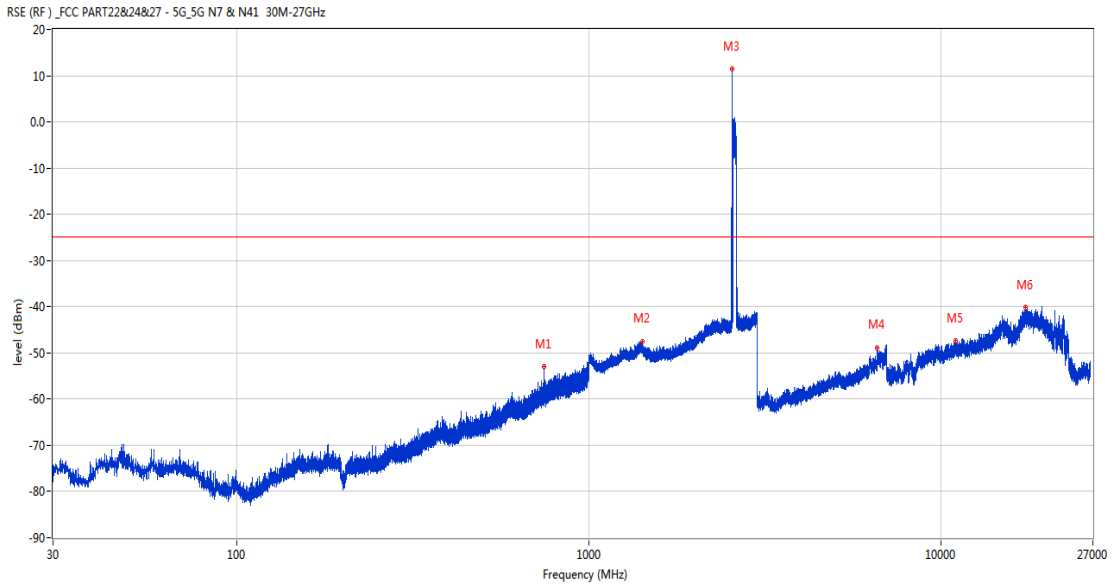
Frequency (MHz)	Result (dBm)	Factor (dB)	PK Limit (dBm)	Over Limit (dB)	Table (o)	ANT	EUT	Verdict
867.450	-54.08	40.18	-25.0	-29.08	171.00	Horizontal	Horizontal	Pass
1403.100	-47.53	45.11	-25.0	-22.53	332.00	Horizontal	Horizontal	Pass
2552.500	13.26	45.73	-25.0	38.26	208.00	Horizontal	Horizontal	N/A
6669.600	-48.84	11.62	-25.0	-23.84	29.00	Horizontal	Horizontal	Pass
10954.276	-46.69	16.57	-25.0	-21.69	354.00	Horizontal	Horizontal	Pass
17421.713	-40.38	22.61	-25.0	-15.38	254.00	Horizontal	Horizontal	Pass

RSE-H&V n41 BW100 CH518598



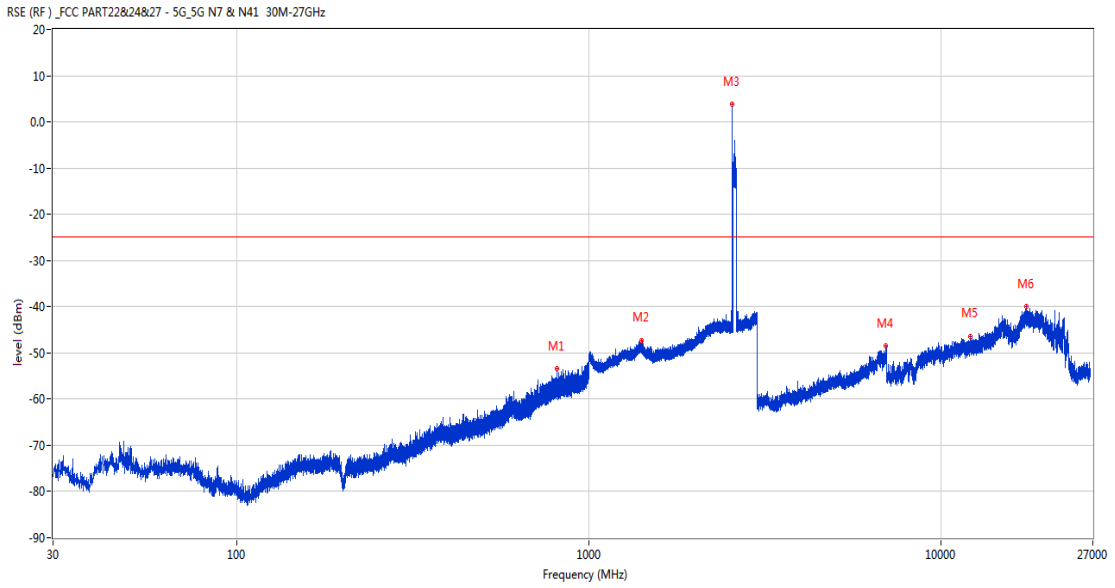
Frequency (MHz)	Result (dBm)	Factor (dB)	PK Limit (dBm)	Over Limit (dB)	Table (o)	ANT	EUT	Verdict
836.070	-53.56	40.53	-25.0	-28.56	285.00	Horizontal	Vertical	Pass
1385.400	-46.18	44.60	-25.0	-21.18	81.00	Horizontal	Vertical	Pass
2543.900	6.94	45.92	-25.0	31.94	1.00	Horizontal	Vertical	N/A
6682.400	-48.74	11.85	-25.0	-23.74	118.00	Horizontal	Vertical	Pass
10862.562	-46.65	17.47	-25.0	-21.65	183.00	Horizontal	Vertical	Pass
17468.699	-40.14	21.73	-25.0	-15.14	54.00	Horizontal	Vertical	Pass

RSE-V&V n41 BW100 CH518598



Frequency (MHz)	Result (dBm)	Factor (dB)	PK Limit (dBm)	Over Limit (dB)	Table (o)	ANT	EUT	Verdict
745.036	-52.99	38.82	-25.0	-27.99	178.00	Vertical	Vertical	Pass
1413.900	-47.51	44.79	-25.0	-22.51	202.00	Vertical	Vertical	Pass
2552.700	11.36	45.74	-25.0	36.36	343.00	Vertical	Vertical	N/A
6600.200	-48.81	11.56	-25.0	-23.81	93.00	Vertical	Vertical	Pass
11029.026	-47.28	16.86	-25.0	-22.28	360.00	Vertical	Vertical	Pass
17418.824	-40.14	22.66	-25.0	-15.14	359.00	Vertical	Vertical	Pass

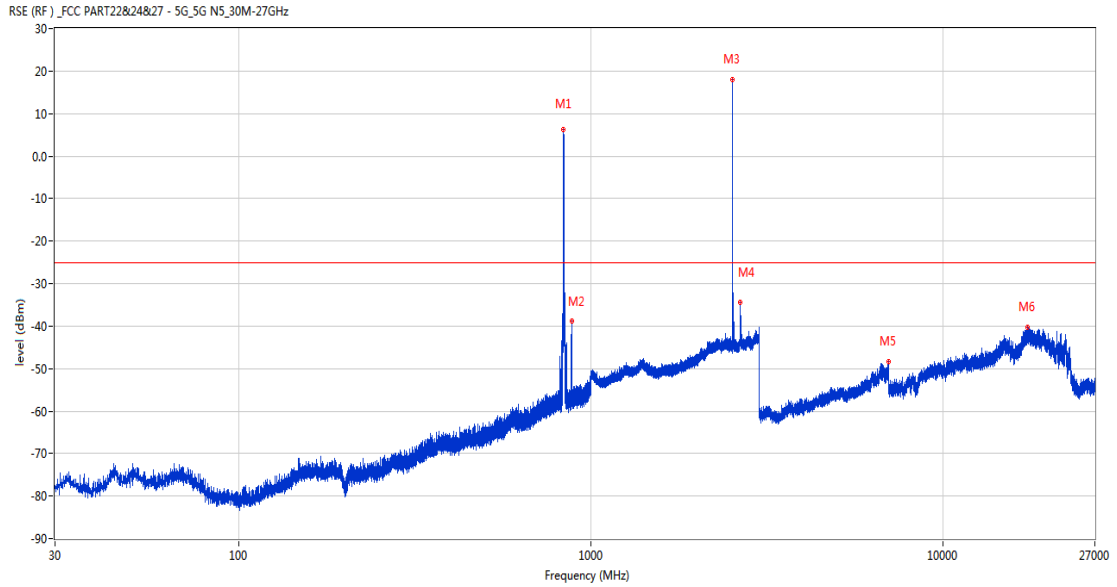
RSE-V&H n41 BW100 CH518598



Frequency (MHz)	Result (dBm)	Factor (dB)	PK Limit (dBm)	Over Limit (dB)	Table (o)	ANT	EUT	Verdict
811.723	-53.35	40.11	-25.0	-28.35	74.00	Vertical	Horizontal	Pass
1408.500	-47.37	44.91	-25.0	-22.37	82.00	Vertical	Horizontal	Pass
2543.800	3.81	45.92	-25.0	28.81	102.00	Vertical	Horizontal	N/A
6973.800	-48.47	13.69	-25.0	-23.47	0.00	Vertical	Horizontal	Pass
12097.087	-46.47	18.13	-25.0	-21.47	43.00	Vertical	Horizontal	Pass
17475.525	-39.97	21.71	-25.0	-14.97	45.00	Vertical	Horizontal	Pass

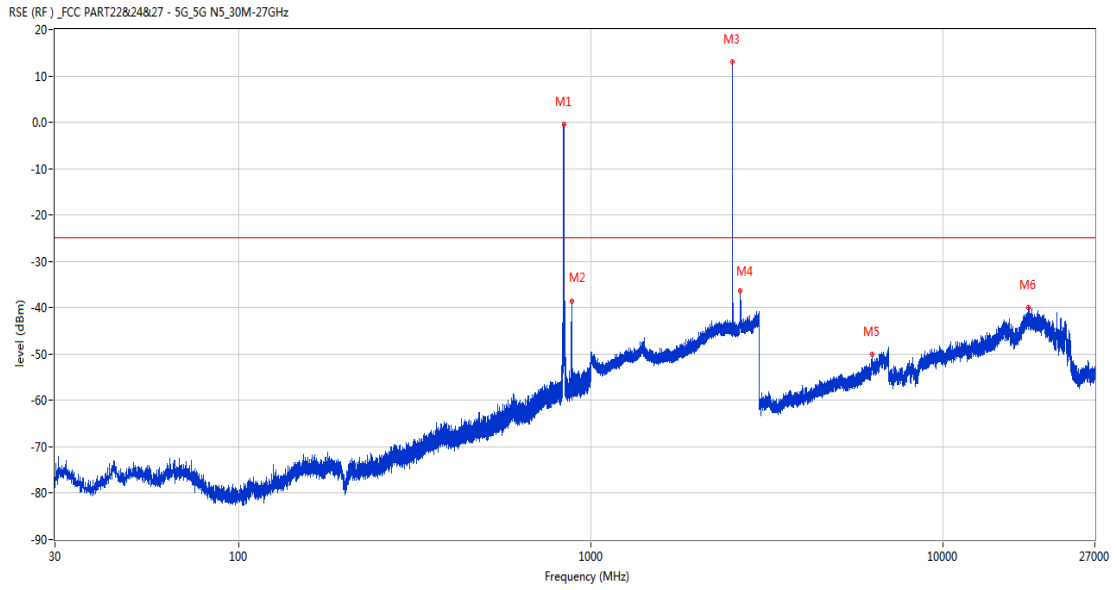
LTE Antenna 0 NR Antenna 1
 51 DC_7A_n5A
 51.1 DC_7A_n5A, QPSK, 20MHz(LTE)+5MHz(NR)

RSE-H&H DC_7A_n5A 20MHz(LTE)+5MHz(NR)



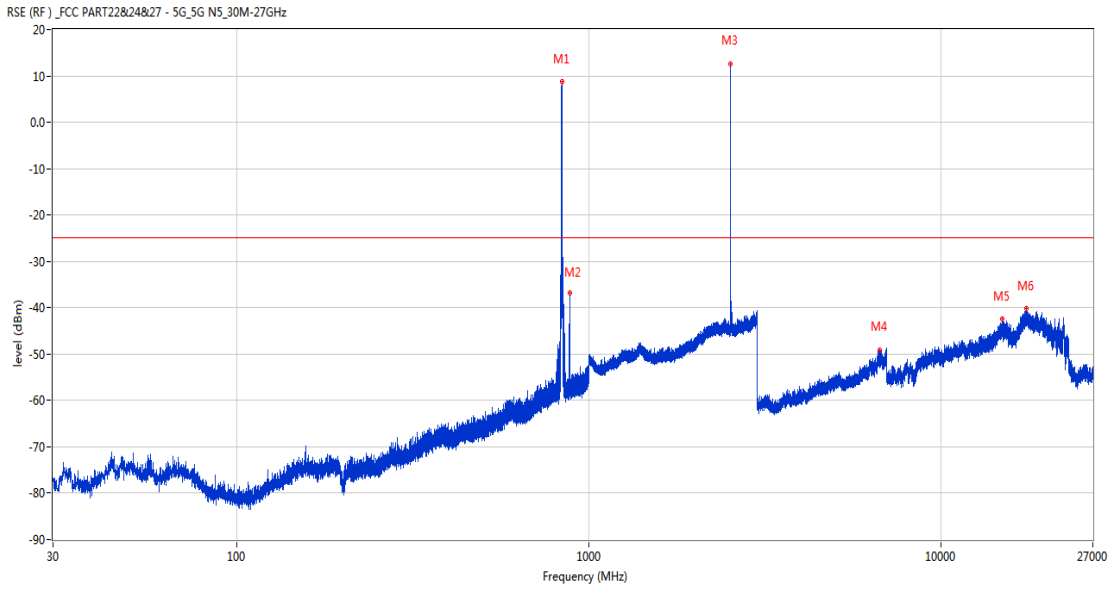
Frequency (MHz)	Result (dBm)	Factor (dB)	PK Limit (dBm)	Over Limit (dB)	Table (o)	ANT	EUT	Verdict
836.070	6.21	40.53	-25.0	31.21	68.00	Horizontal	Horizontal	N/A
881.223	-38.82	40.28	-25.0	-13.82	304.00	Horizontal	Horizontal	N/A
2526.100	17.98	46.11	-25.0	42.98	138.00	Horizontal	Horizontal	N/A
2654.000	-34.40	46.06	-25.0	-9.40	221.00	Horizontal	Horizontal	N/A
6999.400	-48.46	13.65	-25.0	-23.46	234.00	Horizontal	Horizontal	Pass
17419.874	-40.32	22.65	-25.0	-15.32	18.00	Horizontal	Horizontal	Pass

RSE-H&V DC_7A_n5A 20MHz(LTE)+5MHz(NR)



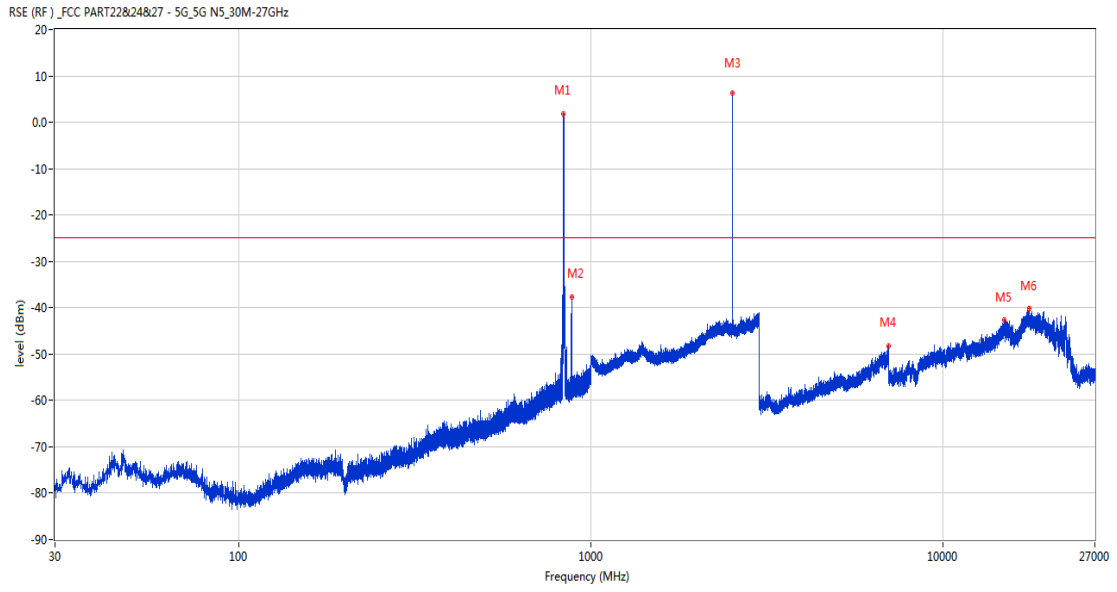
Frequency (MHz)	Result (dBm)	Factor (dB)	PK Limit (dBm)	Over Limit (dB)	Table (o)	ANT	EUT	Verdict
836.652	-0.49	40.54	-25.0	24.51	-3.00	Horizontal	Vertical	N/A
880.836	-38.63	40.26	-25.0	-13.63	284.00	Horizontal	Vertical	N/A
2526.100	13.05	46.11	-25.0	38.05	156.00	Horizontal	Vertical	N/A
2648.600	-36.35	46.16	-25.0	-11.35	96.00	Horizontal	Vertical	N/A
6294.200	-50.09	11.24	-25.0	-25.09	163.00	Horizontal	Vertical	Pass
17475.262	-40.04	21.71	-25.0	-15.04	23.00	Horizontal	Vertical	Pass

RSE-V&V DC_7A_n5A 20MHz(LTE)+5MHz(NR)



Frequency (MHz)	Result (dBm)	Factor (dB)	PK Limit (dBm)	Over Limit (dB)	Table (o)	ANT	EUT	Verdict
837.234	8.80	40.54	-25.0	33.80	90.00	Vertical	Vertical	N/A
882.290	-36.88	40.34	-25.0	-11.88	360.00	Vertical	Vertical	N/A
2526.300	12.63	46.12	-25.0	37.63	323.00	Vertical	Vertical	N/A
6688.800	-49.24	11.89	-25.0	-24.24	141.00	Vertical	Vertical	Pass
14904.075	-42.38	20.35	-25.0	-17.38	163.00	Vertical	Vertical	Pass
17500.199	-40.08	21.09	-25.0	-15.08	174.00	Vertical	Vertical	Pass

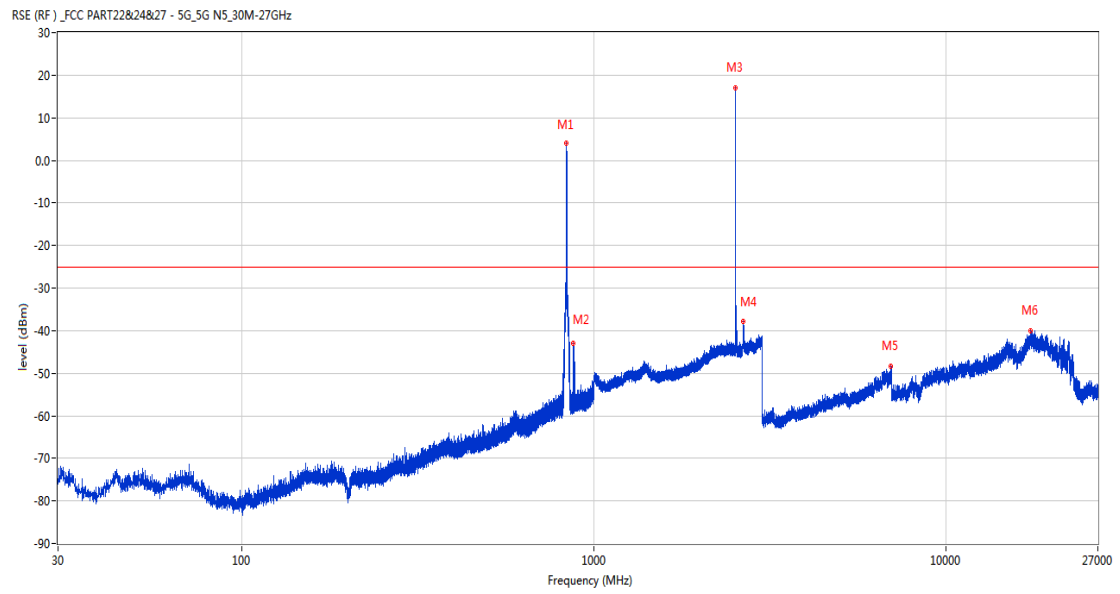
RSE-V&H DC_7A_n5A 20MHz(LTE)+5MHz(NR)



Frequency (MHz)	Result (dBm)	Factor (dB)	PK Limit (dBm)	Over Limit (dB)	Table (o)	ANT	EUT	Verdict
836.313	1.88	40.53	-25.0	26.88	33.00	Vertical	Horizontal	N/A
883.115	-37.64	40.45	-25.0	-12.64	21.00	Vertical	Horizontal	N/A
2526.100	6.32	46.11	-25.0	31.32	18.00	Vertical	Horizontal	N/A
6990.600	-48.33	13.48	-25.0	-23.33	204.00	Vertical	Horizontal	Pass
14905.125	-42.63	20.31	-25.0	-17.63	4.00	Vertical	Horizontal	Pass
17578.949	-40.26	22.20	-25.0	-15.26	4.00	Vertical	Horizontal	Pass

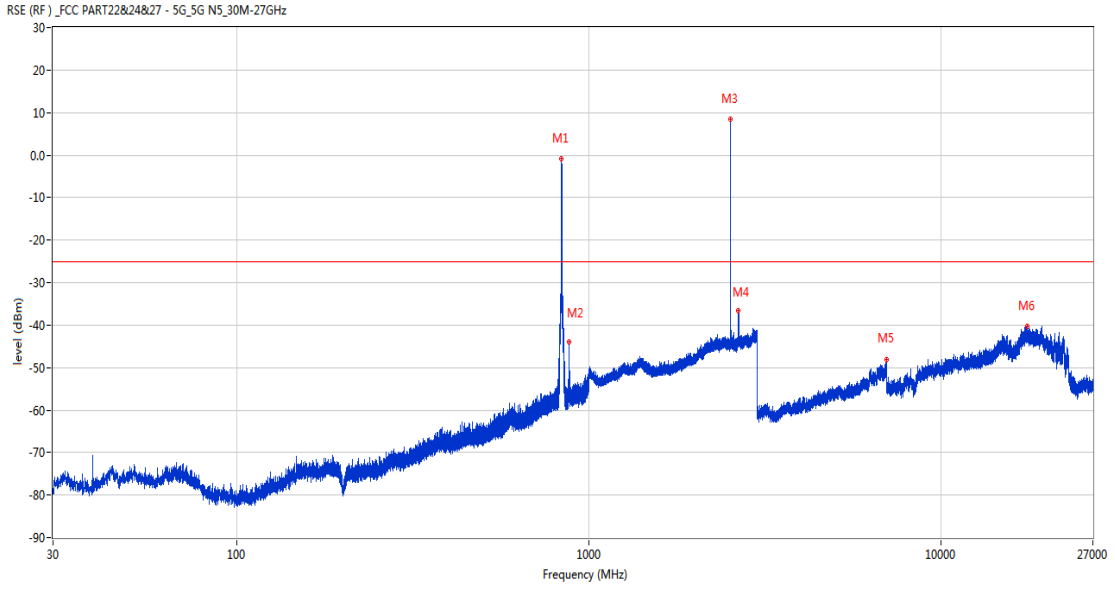
51.2 DC_7A_n5A, QPSK, 20MHz(LTE)+15MHz(NR)

RSE-H&H DC_7A_n5A 20MHz(LTE)+15MHz(NR)



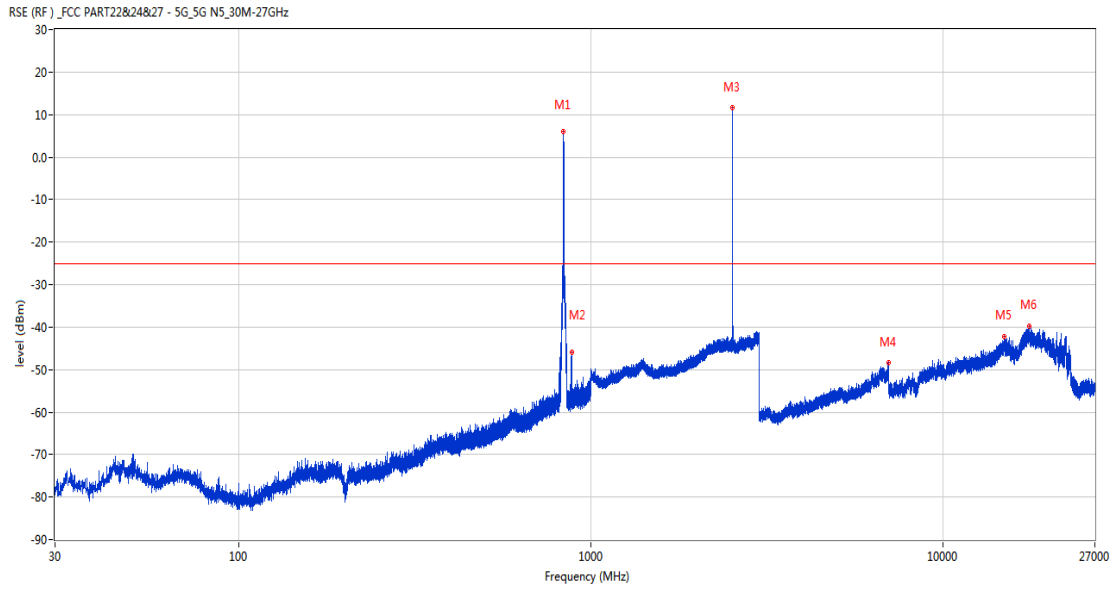
Frequency (MHz)	Result (dBm)	Factor (dB)	PK Limit (dBm)	Over Limit (dB)	Table (o)	ANT	EUT	Verdict
833.839	4.00	40.42	-25.0	29.00	75.00	Horizontal	Horizontal	N/A
874.870	-43.03	40.27	-25.0	-18.03	270.00	Horizontal	Horizontal	N/A
2526.100	16.91	46.11	-25.0	41.91	147.00	Horizontal	Horizontal	N/A
2657.300	-37.93	46.18	-25.0	-12.93	246.00	Horizontal	Horizontal	N/A
6981.400	-48.26	13.83	-25.0	-23.26	145.00	Horizontal	Horizontal	Pass
17367.900	-40.12	21.80	-25.0	-15.12	1.00	Horizontal	Horizontal	Pass

RSE-H&V DC_7A_n5A 20MHz(LTE)+15MHz(NR)



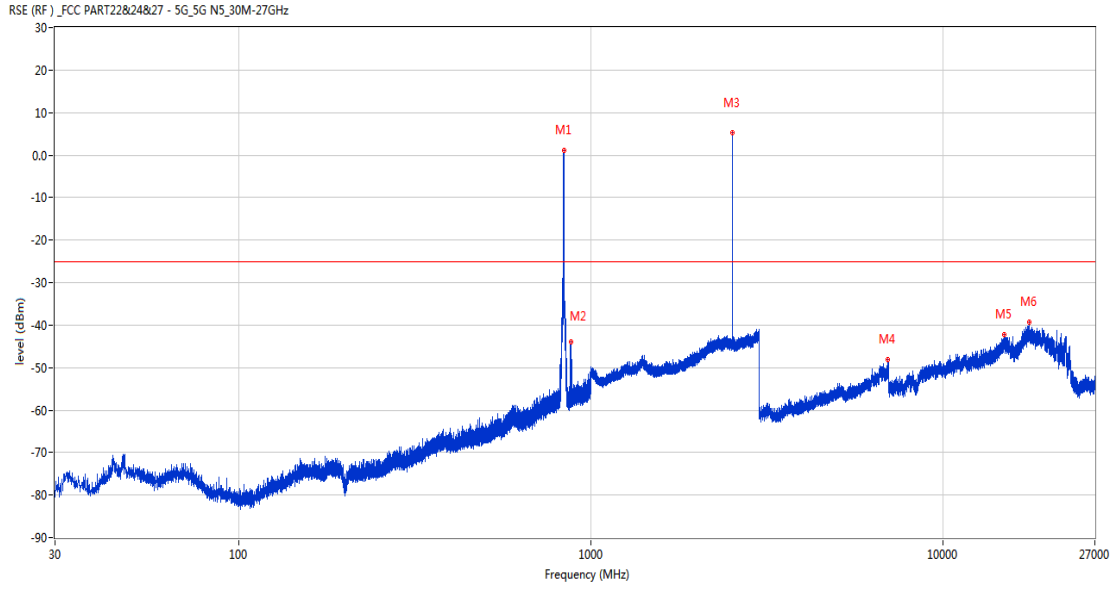
Frequency (MHz)	Result (dBm)	Factor (dB)	PK Limit (dBm)	Over Limit (dB)	Table (o)	ANT	EUT	Verdict
835.003	-0.86	40.50	-25.0	24.14	2.00	Horizontal	Vertical	N/A
875.695	-43.87	40.37	-25.0	-18.87	274.00	Horizontal	Vertical	N/A
2526.100	8.34	46.11	-25.0	33.34	167.00	Horizontal	Vertical	N/A
2656.700	-36.62	46.13	-25.0	-11.62	242.00	Horizontal	Vertical	N/A
6999.200	-48.22	13.65	-25.0	-23.22	4.00	Horizontal	Vertical	Pass
17586.825	-40.32	22.11	-25.0	-15.32	343.00	Horizontal	Vertical	Pass

RSE-V&V DC_7A_n5A 20MHz(LTE)+15MHz(NR)



Frequency (MHz)	Result (dBm)	Factor (dB)	PK Limit (dBm)	Over Limit (dB)	Table (o)	ANT	EUT	Verdict
833.305	6.03	40.39	-25.0	31.03	163.00	Vertical	Vertical	N/A
881.030	-45.89	40.27	-25.0	-20.89	360.00	Vertical	Vertical	N/A
2526.200	11.64	46.11	-25.0	36.64	340.00	Vertical	Vertical	N/A
6994.200	-48.35	13.62	-25.0	-23.35	312.00	Vertical	Vertical	Pass
14909.850	-42.35	20.13	-25.0	-17.35	109.00	Vertical	Vertical	Pass
17592.863	-39.87	22.05	-25.0	-14.87	316.00	Vertical	Vertical	Pass

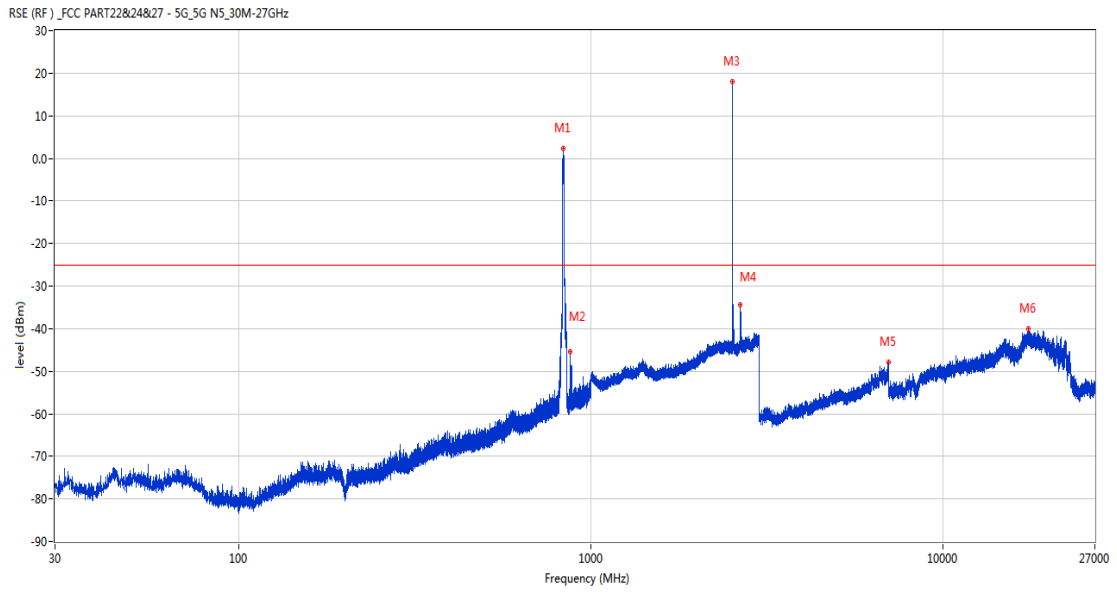
RSE-V&H DC_7A_n5A 20MHz(LTE)+15MHz(NR)



Frequency (MHz)	Result (dBm)	Factor (dB)	PK Limit (dBm)	Over Limit (dB)	Table (o)	ANT	EUT	Verdict
839.028	1.00	40.51	-25.0	26.00	360.00	Vertical	Horizontal	N/A
875.306	-44.06	40.32	-25.0	-19.06	14.00	Vertical	Horizontal	N/A
2526.300	5.28	46.12	-25.0	30.28	29.00	Vertical	Horizontal	N/A
6983.200	-48.09	13.88	-25.0	-23.09	167.00	Vertical	Horizontal	Pass
14910.900	-42.18	20.09	-25.0	-17.18	74.00	Vertical	Horizontal	Pass
17578.949	-39.39	22.20	-25.0	-14.39	123.00	Vertical	Horizontal	Pass

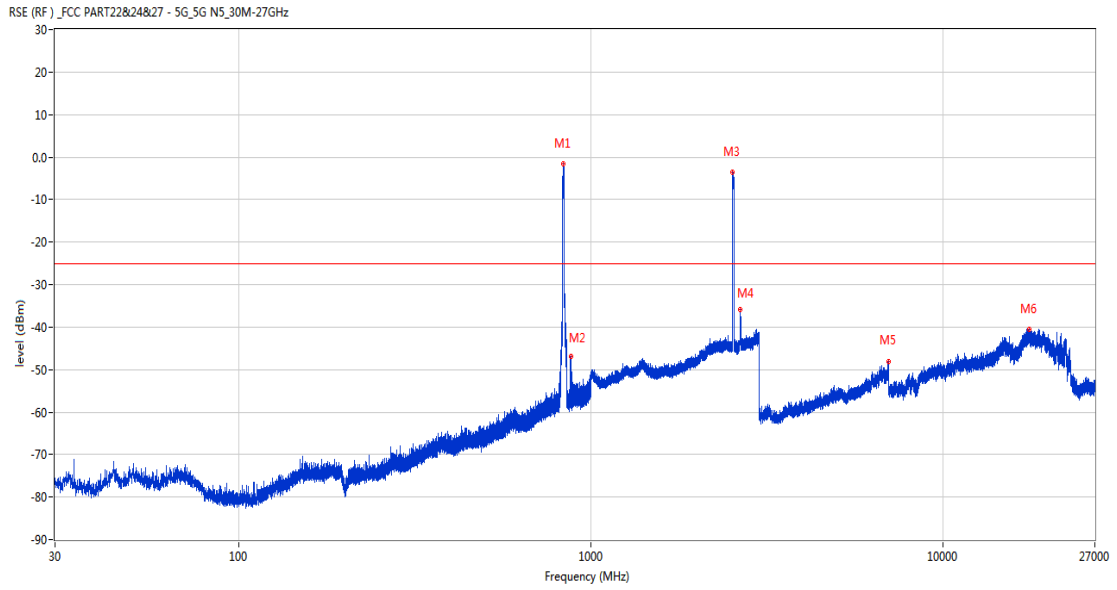
51.3 DC_7A_n5A, QPSK, 20MHz(LTE)+20MHz(NR)

RSE-H&H DC_7A_n5A 20MHz(LTE)+20MHz(NR)



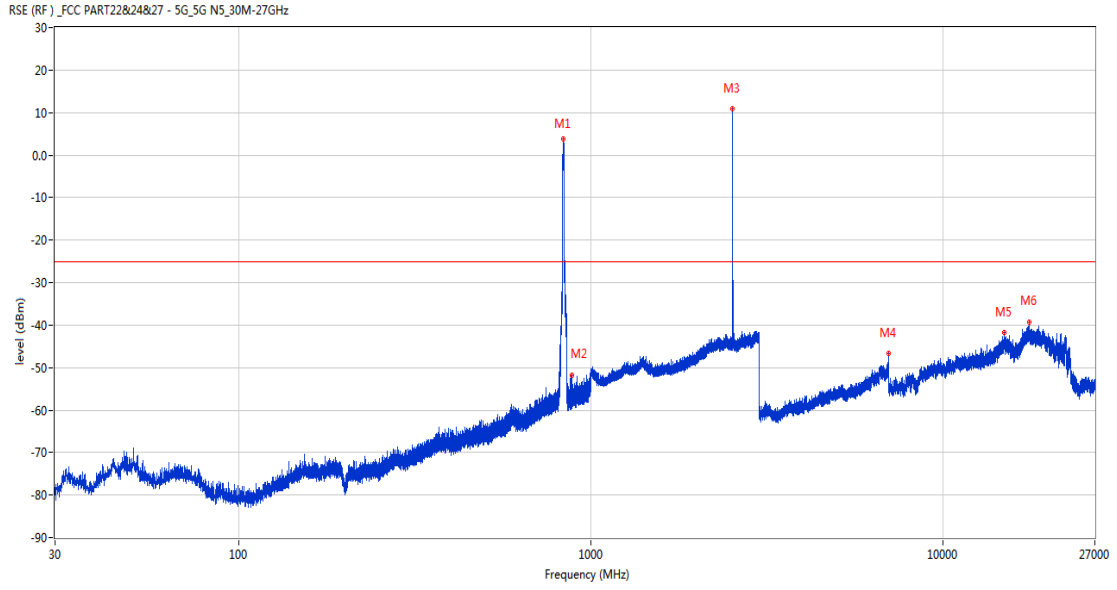
Frequency (MHz)	Result (dBm)	Factor (dB)	PK Limit (dBm)	Over Limit (dB)	Table (o)	ANT	EUT	Verdict
832.772	2.25	40.38	-25.0	27.25	82.00	Horizontal	Horizontal	N/A
873.803	-45.49	40.14	-25.0	-20.49	280.00	Horizontal	Horizontal	N/A
2526.300	18.05	46.12	-25.0	43.05	148.00	Horizontal	Horizontal	N/A
2652.700	-34.53	45.99	-25.0	-9.53	250.00	Horizontal	Horizontal	N/A
6995.800	-47.98	13.55	-25.0	-22.98	109.00	Horizontal	Horizontal	Pass
17497.051	-40.08	21.18	-25.0	-15.08	65.00	Horizontal	Horizontal	Pass

RSE-H&V DC_7A_n5A 20MHz(LTE)+20MHz(NR)



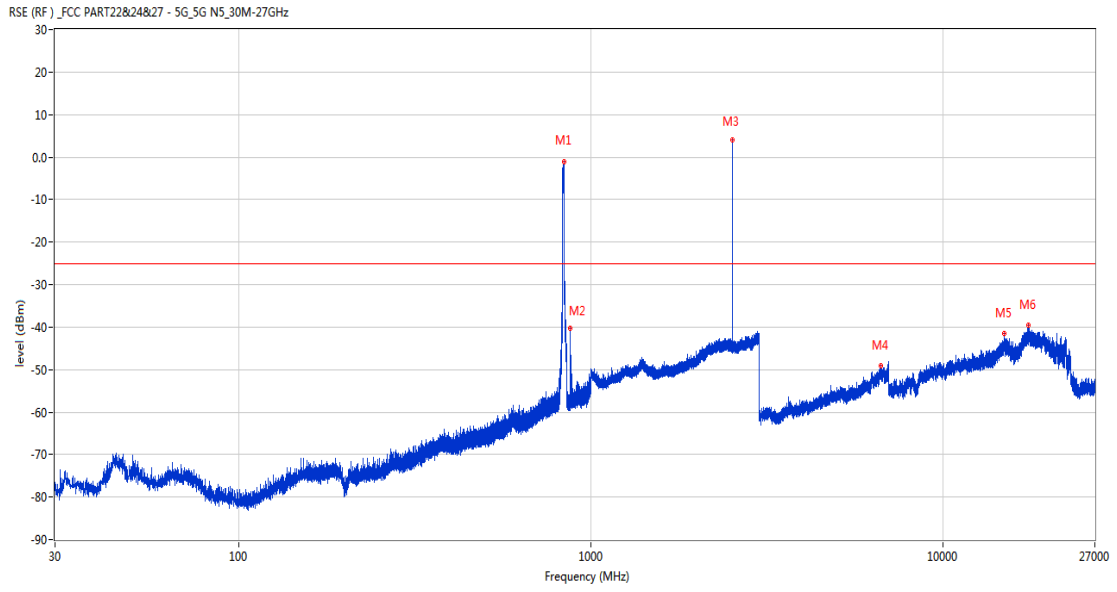
Frequency (MHz)	Result (dBm)	Factor (dB)	PK Limit (dBm)	Over Limit (dB)	Table (o)	ANT	EUT	Verdict
832.820	-1.70	40.38	-25.0	23.30	-1.00	Horizontal	Vertical	N/A
874.967	-46.85	40.28	-25.0	-21.85	265.00	Horizontal	Vertical	N/A
2528.600	-3.53	46.10	-25.0	21.47	168.00	Horizontal	Vertical	N/A
2659.300	-35.91	46.27	-25.0	-10.91	240.00	Horizontal	Vertical	N/A
6999.200	-48.02	13.65	-25.0	-23.02	223.00	Horizontal	Vertical	Pass
17586.825	-40.43	22.11	-25.0	-15.43	180.00	Horizontal	Vertical	Pass

RSE-V&V DC_7A_n5A 20MHz(LTE)+20MHz(NR)



Frequency (MHz)	Result (dBm)	Factor (dB)	PK Limit (dBm)	Over Limit (dB)	Table (o)	ANT	EUT	Verdict
832.724	3.81	40.38	-25.0	28.81	1.00	Vertical	Vertical	N/A
880.351	-51.87	40.24	-25.0	-26.87	357.00	Vertical	Vertical	N/A
2526.100	10.88	46.11	-25.0	35.88	355.00	Vertical	Vertical	N/A
6999.600	-46.77	13.65	-25.0	-21.77	278.00	Vertical	Vertical	Pass
14895.938	-41.86	20.53	-25.0	-16.86	82.00	Vertical	Vertical	Pass
17582.625	-39.43	22.16	-25.0	-14.43	345.00	Vertical	Vertical	Pass

RSE-V&H DC_7A_n5A 20MHz(LTE)+20MHz(NR)



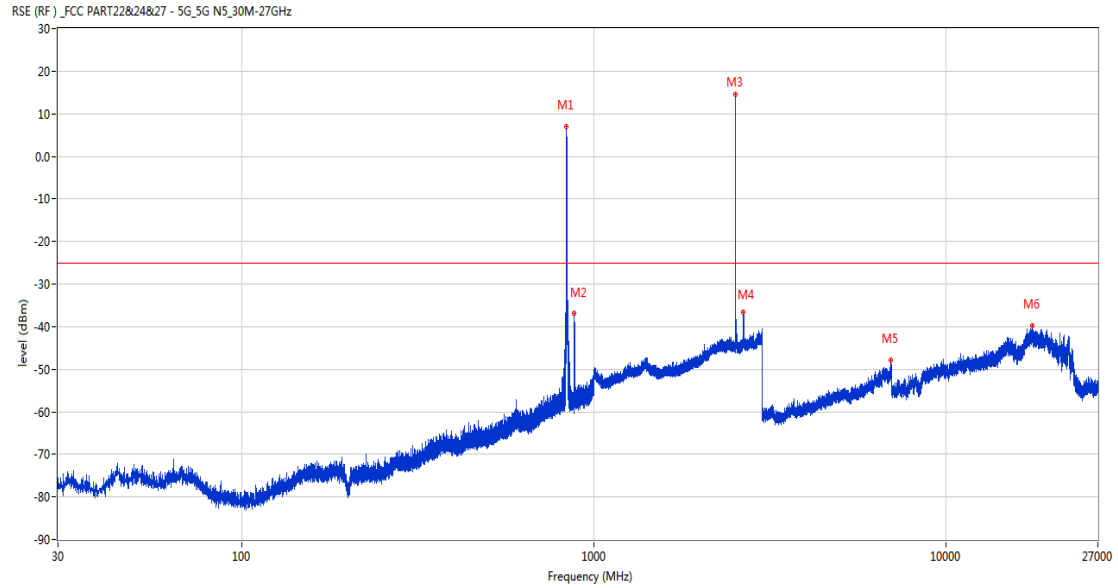
Frequency (MHz)	Result (dBm)	Factor (dB)	PK Limit (dBm)	Over Limit (dB)	Table (o)	ANT	EUT	Verdict
839.853	-1.21	40.53	-25.0	23.79	81.00	Vertical	Horizontal	N/A
873.124	-40.36	40.14	-25.0	-15.36	360.00	Vertical	Horizontal	N/A
2526.100	4.01	46.11	-25.0	29.01	33.00	Vertical	Horizontal	N/A
6675.000	-49.07	11.69	-25.0	-24.07	179.00	Vertical	Horizontal	Pass
14938.724	-41.62	19.58	-25.0	-16.62	276.00	Vertical	Horizontal	Pass
17472.113	-39.58	21.72	-25.0	-14.58	-3.00	Vertical	Horizontal	Pass

LTE Antenna 4 NR Antenna 1

52 DC_7A_n5A

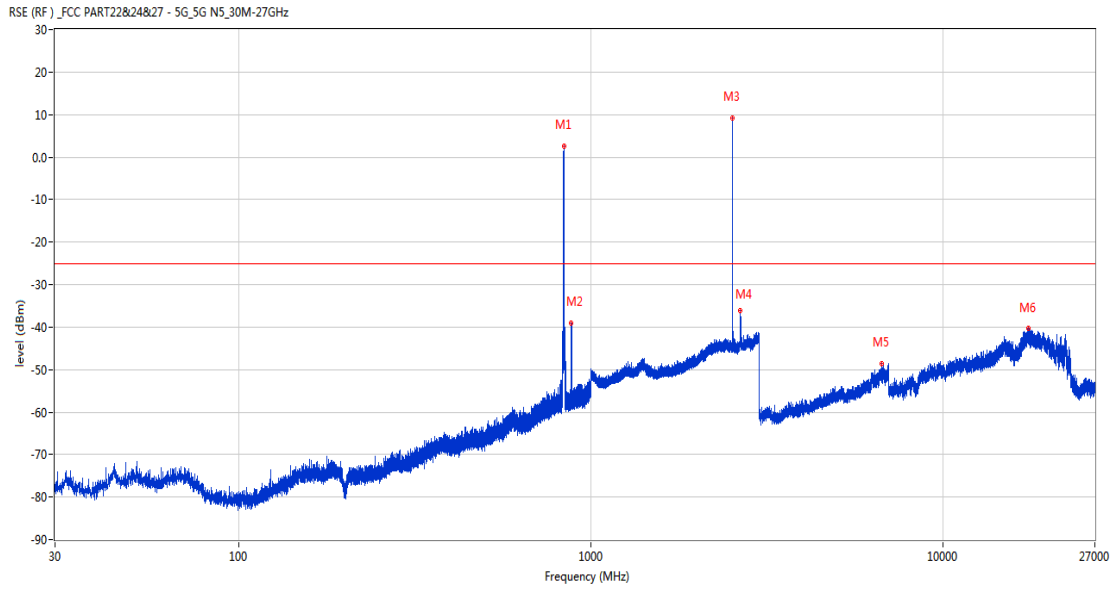
52.1 DC_7A_n5A, QPSK, 20MHz(LTE)+5MHz(NR)

RSE-H&H DC_7A_n5A 20MHz(LTE)+5MHz(NR)



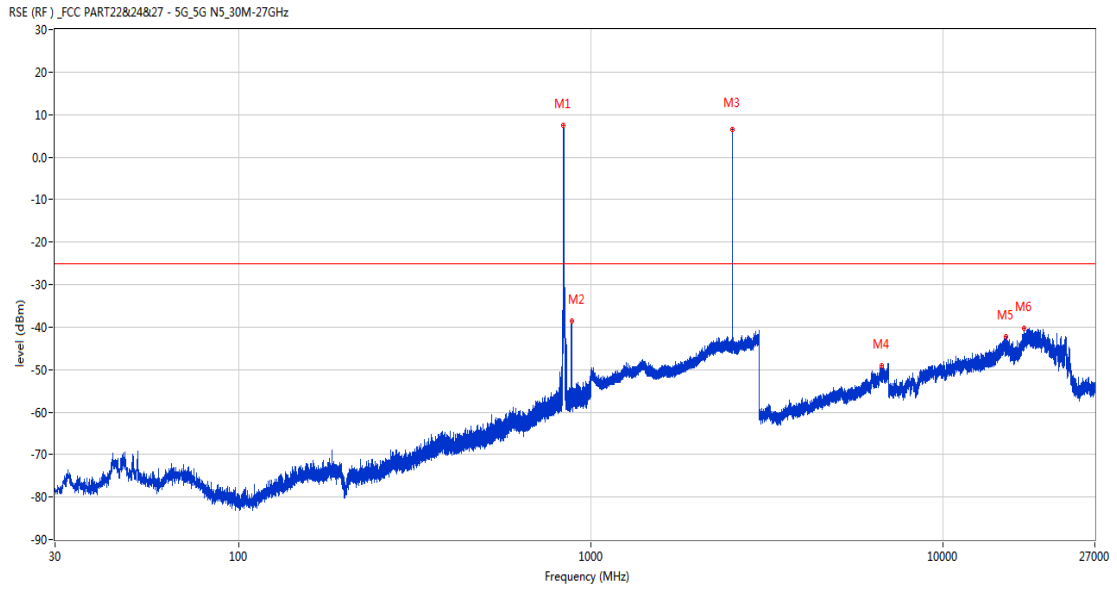
Frequency (MHz)	Result (dBm)	Factor (dB)	PK Limit (dBm)	Over Limit (dB)	Table (o)	ANT	EUT	Verdict
836.119	7.05	40.53	-25.0	32.05	323.00	Horizontal	Horizontal	N/A
879.817	-36.76	40.23	-25.0	-11.76	308.00	Horizontal	Horizontal	N/A
2526.300	14.57	46.12	-25.0	39.57	316.00	Horizontal	Horizontal	N/A
2658.600	-36.49	46.29	-25.0	-11.49	232.00	Horizontal	Horizontal	N/A
6964.400	-47.91	13.14	-25.0	-22.91	57.00	Horizontal	Horizontal	Pass
17578.949	-39.83	22.20	-25.0	-14.83	336.00	Horizontal	Horizontal	Pass

RSE-H&V DC_7A_n5A 20MHz(LTE)+5MHz(NR)



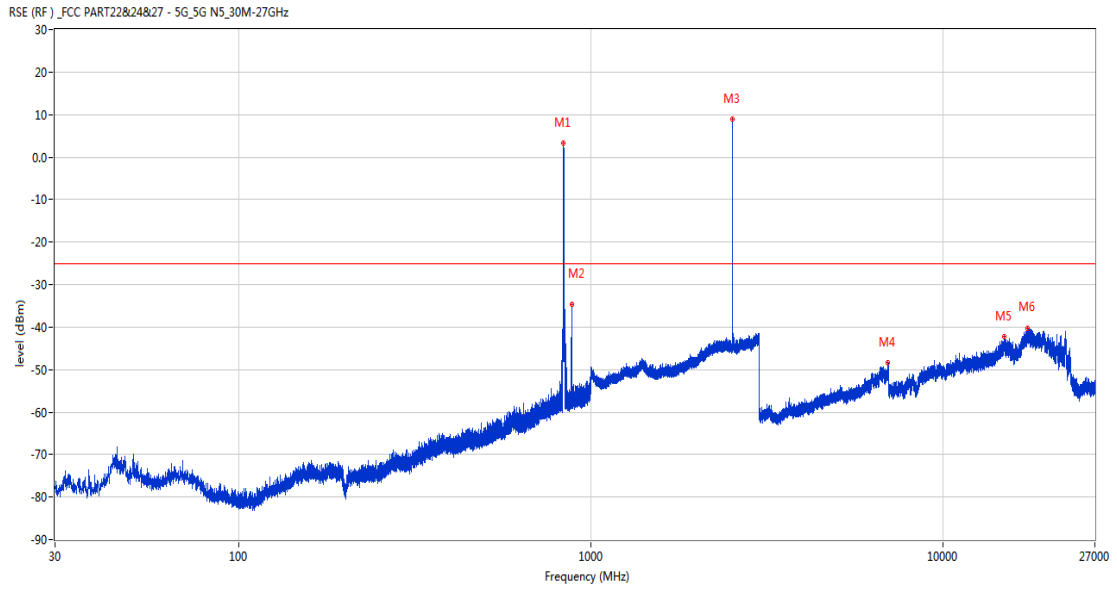
Frequency (MHz)	Result (dBm)	Factor (dB)	PK Limit (dBm)	Over Limit (dB)	Table (o)	ANT	EUT	Verdict
836.604	2.67	40.54	-25.0	27.67	42.00	Horizontal	Vertical	N/A
879.720	-38.94	40.24	-25.0	-13.94	292.00	Horizontal	Vertical	N/A
2526.100	9.13	46.11	-25.0	34.13	361.00	Horizontal	Vertical	N/A
2659.100	-36.10	46.28	-25.0	-11.10	90.00	Horizontal	Vertical	N/A
6689.400	-48.59	11.87	-25.0	-23.59	360.00	Horizontal	Vertical	Pass
17454.524	-40.41	21.85	-25.0	-15.41	97.00	Horizontal	Vertical	Pass

RSE-V&V DC_7A_n5A 20MHz(LTE)+5MHz(NR)



Frequency (MHz)	Result (dBm)	Factor (dB)	PK Limit (dBm)	Over Limit (dB)	Table (o)	ANT	EUT	Verdict
836.167	7.53	40.53	-25.0	32.53	172.00	Vertical	Vertical	N/A
881.078	-38.50	40.27	-25.0	-13.50	363.00	Vertical	Vertical	N/A
2526.200	6.38	46.11	-25.0	31.38	40.00	Vertical	Vertical	N/A
6684.800	-49.21	12.01	-25.0	-24.21	170.00	Vertical	Vertical	Pass
15064.200	-42.30	20.14	-25.0	-17.30	328.00	Vertical	Vertical	Pass
17003.813	-40.40	20.94	-25.0	-15.40	43.00	Vertical	Vertical	Pass

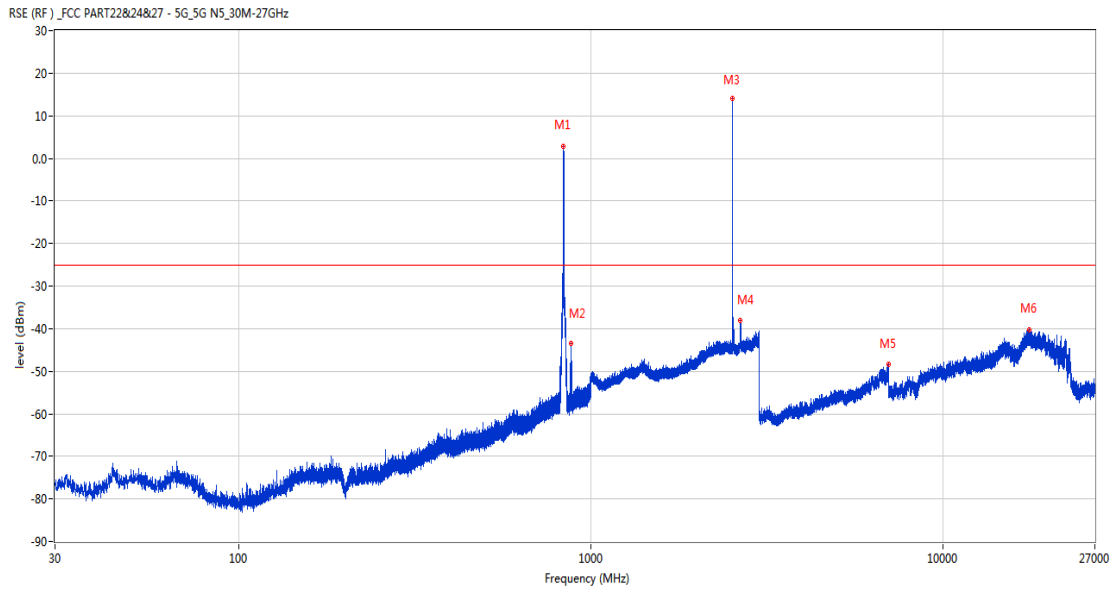
RSE-V&H DC_7A_n5A 20MHz(LTE)+5MHz(NR)



Frequency (MHz)	Result (dBm)	Factor (dB)	PK Limit (dBm)	Over Limit (dB)	Table (o)	ANT	EUT	Verdict
835.779	3.33	40.53	-25.0	28.33	156.00	Vertical	Horizontal	N/A
882.388	-34.55	40.35	-25.0	-9.55	363.00	Vertical	Horizontal	N/A
2526.200	9.00	46.11	-25.0	34.00	27.00	Vertical	Horizontal	N/A
6981.600	-48.45	13.84	-25.0	-23.45	129.00	Vertical	Horizontal	Pass
14940.826	-42.31	19.57	-25.0	-17.31	326.00	Vertical	Horizontal	Pass
17376.563	-40.18	22.10	-25.0	-15.18	96.00	Vertical	Horizontal	Pass

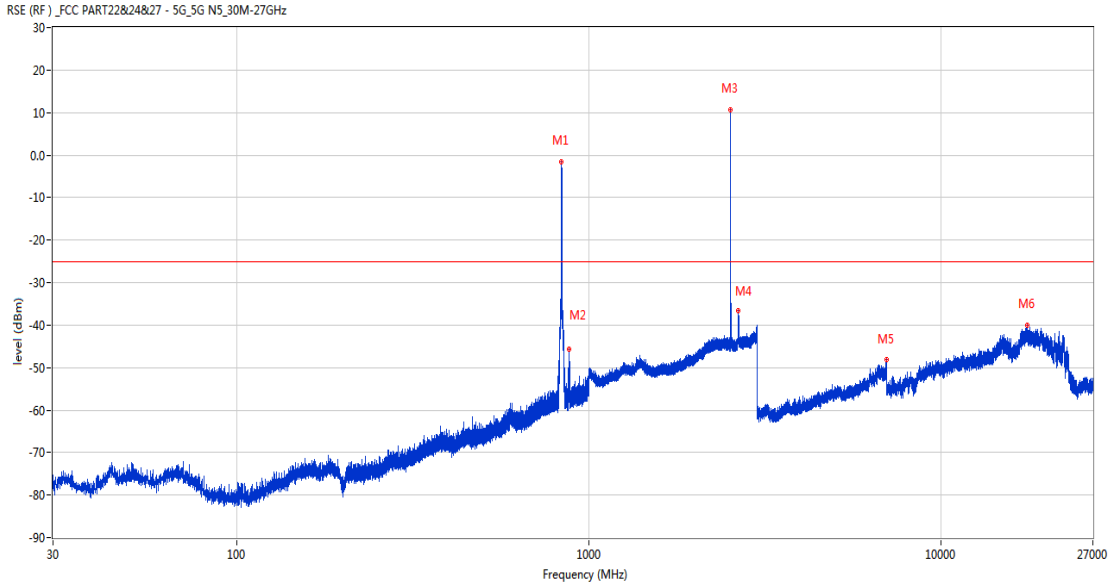
52.2 DC_7A_n5A, QPSK, 20MHz(LTE)+15MHz(NR)

RSE-H&H DC_7A_n5A 20MHz(LTE)+15MHz(NR)



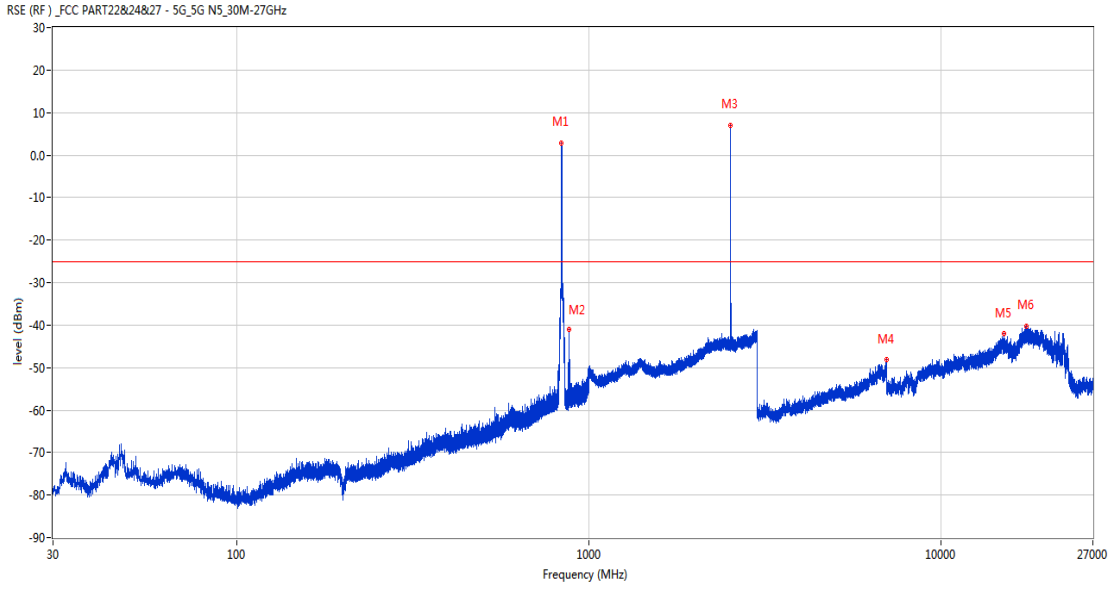
Frequency (MHz)	Result (dBm)	Factor (dB)	PK Limit (dBm)	Over Limit (dB)	Table (o)	ANT	EUT	Verdict
833.209	2.78	40.39	-25.0	27.78	102.00	Horizontal	Horizontal	N/A
878.217	-43.52	40.32	-25.0	-18.52	291.00	Horizontal	Horizontal	N/A
2526.100	14.03	46.11	-25.0	39.03	321.00	Horizontal	Horizontal	N/A
2660.400	-38.13	46.25	-25.0	-13.13	228.00	Horizontal	Horizontal	N/A
6997.400	-48.35	13.61	-25.0	-23.35	260.00	Horizontal	Horizontal	Pass
17576.325	-40.36	22.24	-25.0	-15.36	317.00	Horizontal	Horizontal	Pass

RSE-H&V DC_7A_n5A 20MHz(LTE)+15MHz(NR)



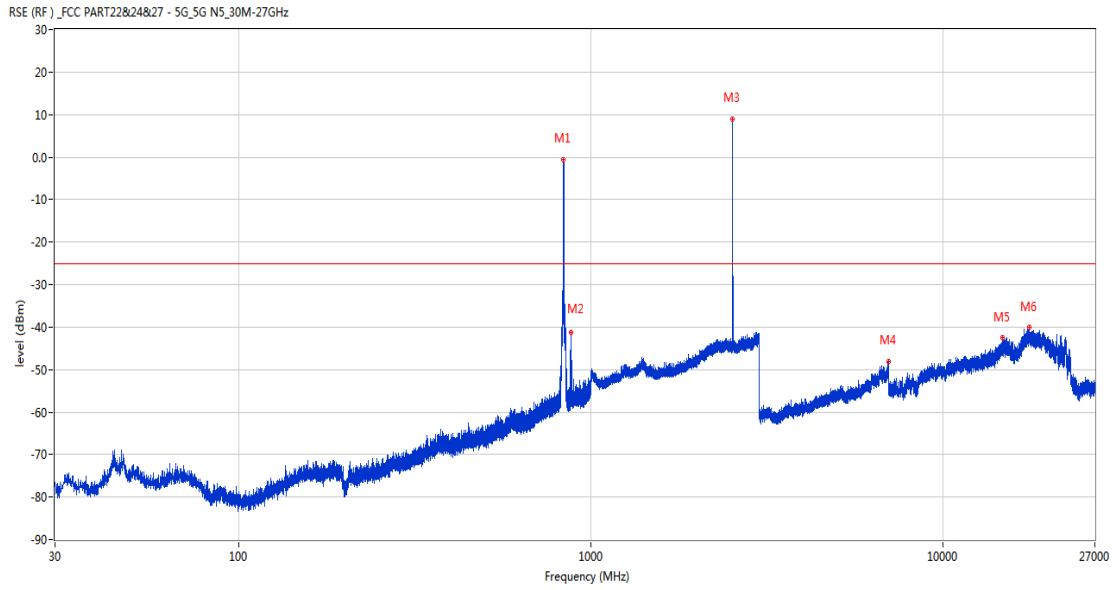
Frequency (MHz)	Result (dBm)	Factor (dB)	PK Limit (dBm)	Over Limit (dB)	Table (o)	ANT	EUT	Verdict
833.209	-1.57	40.39	-25.0	23.43	31.00	Horizontal	Vertical	N/A
876.956	-45.79	40.35	-25.0	-20.79	289.00	Horizontal	Vertical	N/A
2526.200	10.54	46.11	-25.0	35.54	-3.00	Horizontal	Vertical	N/A
2650.200	-36.62	46.29	-25.0	-11.62	237.00	Horizontal	Vertical	N/A
6998.800	-48.23	13.64	-25.0	-23.23	315.00	Horizontal	Vertical	Pass
17583.151	-40.10	22.16	-25.0	-15.10	250.00	Horizontal	Vertical	Pass

RSE-V&V DC_7A_n5A 20MHz(LTE)+15MHz(NR)



Frequency (MHz)	Result (dBm)	Factor (dB)	PK Limit (dBm)	Over Limit (dB)	Table (o)	ANT	EUT	Verdict
834.033	2.70	40.44	-25.0	27.70	177.00	Vertical	Vertical	N/A
875.791	-41.12	40.38	-25.0	-16.12	363.00	Vertical	Vertical	N/A
2526.100	6.95	46.11	-25.0	31.95	58.00	Vertical	Vertical	N/A
6993.400	-48.14	13.66	-25.0	-23.14	7.00	Vertical	Vertical	Pass
15052.912	-42.09	20.34	-25.0	-17.09	134.00	Vertical	Vertical	Pass
17458.989	-40.25	21.77	-25.0	-15.25	18.00	Vertical	Vertical	Pass

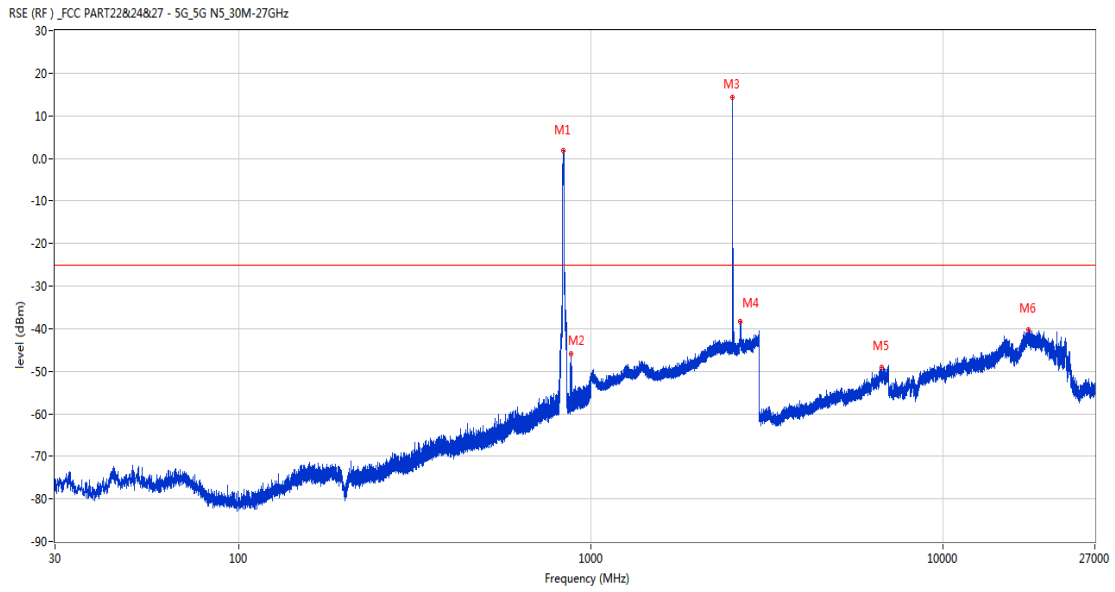
RSE-V&H DC_7A_n5A 20MHz(LTE)+15MHz(NR)



Frequency (MHz)	Result (dBm)	Factor (dB)	PK Limit (dBm)	Over Limit (dB)	Table (o)	ANT	EUT	Verdict
832.966	-0.60	40.38	-25.0	24.40	129.00	Vertical	Horizontal	N/A
877.877	-41.34	40.33	-25.0	-16.34	355.00	Vertical	Horizontal	N/A
2526.300	8.97	46.12	-25.0	33.97	17.00	Vertical	Horizontal	N/A
6994.200	-48.23	13.62	-25.0	-23.23	349.00	Vertical	Horizontal	Pass
14760.750	-42.59	18.91	-25.0	-17.59	361.00	Vertical	Horizontal	Pass
17596.801	-40.16	22.01	-25.0	-15.16	17.00	Vertical	Horizontal	Pass

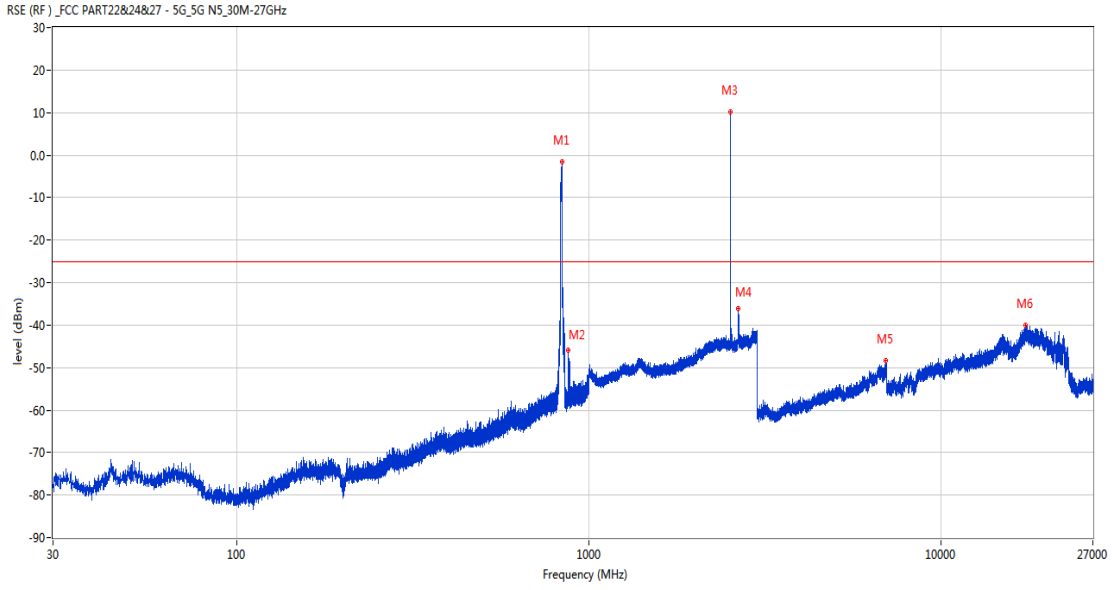
52.3 DC_7A_n5A, QPSK, 20MHz(LTE)+20MHz(NR)

RSE-H&H DC_7A_n5A 20MHz(LTE)+20MHz(NR)



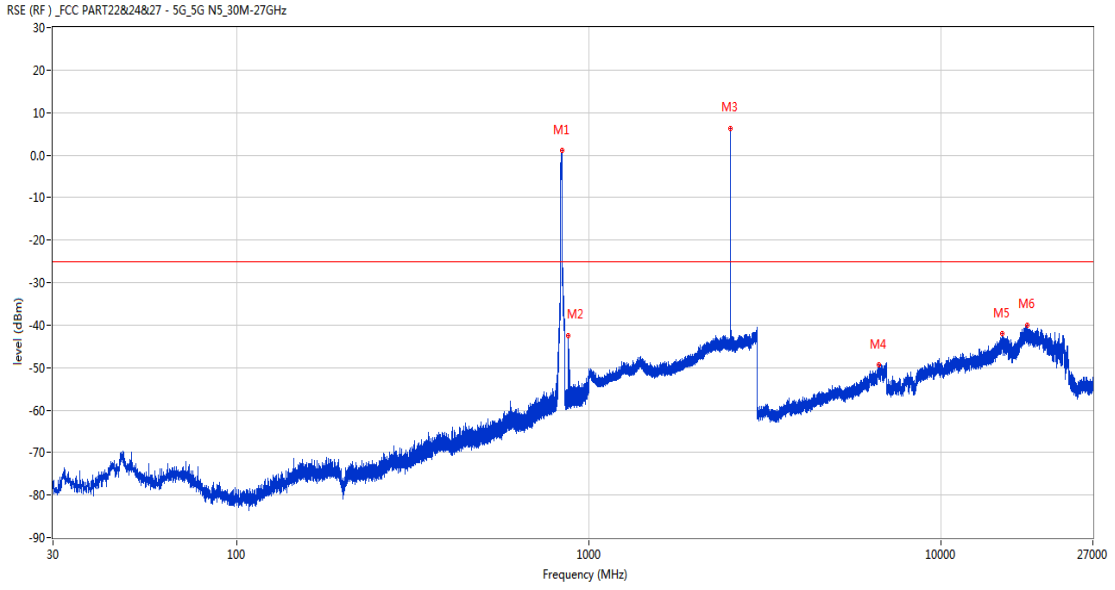
Frequency (MHz)	Result (dBm)	Factor (dB)	PK Limit (dBm)	Over Limit (dB)	Table (o)	ANT	EUT	Verdict
835.876	1.77	40.53	-25.0	26.77	342.00	Horizontal	Horizontal	N/A
875.500	-45.96	40.34	-25.0	-20.96	287.00	Horizontal	Horizontal	N/A
2526.100	14.24	46.11	-25.0	39.24	313.00	Horizontal	Horizontal	N/A
2652.000	-38.22	46.00	-25.0	-13.22	241.00	Horizontal	Horizontal	N/A
6689.600	-49.22	11.86	-25.0	-24.22	46.00	Horizontal	Horizontal	Pass
17473.161	-40.36	21.71	-25.0	-15.36	325.00	Horizontal	Horizontal	Pass

RSE-H&V DC_7A_n5A 20MHz(LTE)+20MHz(NR)



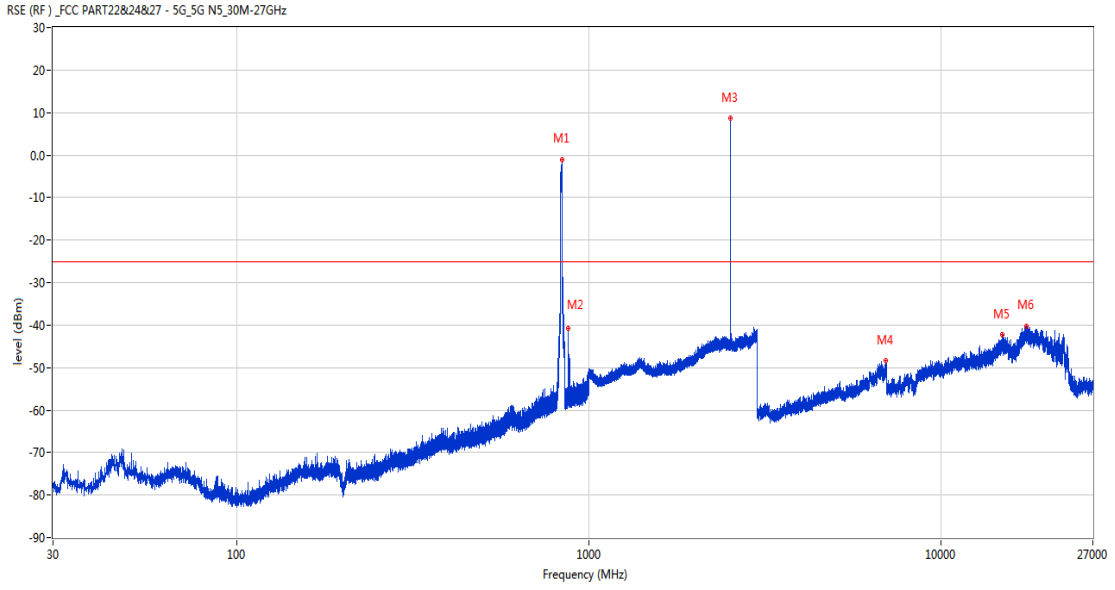
Frequency (MHz)	Result (dBm)	Factor (dB)	PK Limit (dBm)	Over Limit (dB)	Table (o)	ANT	EUT	Verdict
838.592	-1.60	40.52	-25.0	23.40	35.00	Horizontal	Vertical	N/A
874.919	-45.85	40.27	-25.0	-20.85	300.00	Horizontal	Vertical	N/A
2526.100	10.05	46.11	-25.0	35.05	-1.00	Horizontal	Vertical	N/A
2648.700	-36.10	46.17	-25.0	-11.10	233.00	Horizontal	Vertical	N/A
6984.800	-48.47	13.72	-25.0	-23.47	172.00	Horizontal	Vertical	Pass
17368.162	-39.98	21.81	-25.0	-14.98	361.00	Horizontal	Vertical	Pass

RSE-V&V DC_7A_n5A 20MHz(LTE)+20MHz(NR)



Frequency (MHz)	Result (dBm)	Factor (dB)	PK Limit (dBm)	Over Limit (dB)	Table (o)	ANT	EUT	Verdict
838.737	1.00	40.51	-25.0	26.00	50.00	Vertical	Vertical	N/A
874.239	-42.61	40.19	-25.0	-17.61	363.00	Vertical	Vertical	N/A
2526.200	6.36	46.11	-25.0	31.36	35.00	Vertical	Vertical	N/A
6670.600	-49.24	11.65	-25.0	-24.24	324.00	Vertical	Vertical	Pass
14899.088	-42.05	20.51	-25.0	-17.05	186.00	Vertical	Vertical	Pass
17594.700	-40.07	22.03	-25.0	-15.07	363.00	Vertical	Vertical	Pass

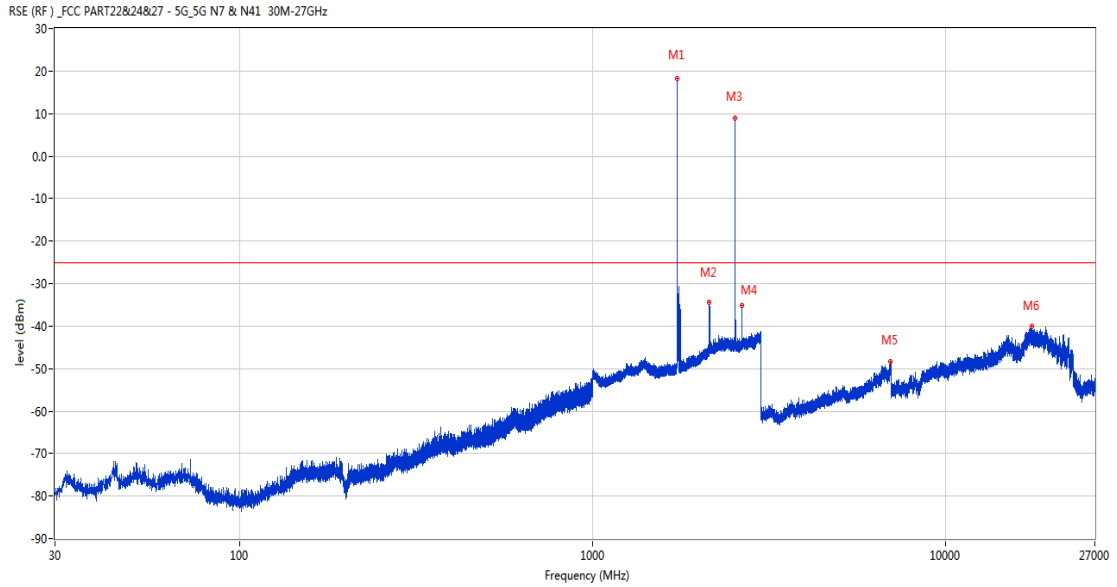
RSE-V&H DC_7A_n5A 20MHz(LTE)+20MHz(NR)



Frequency (MHz)	Result (dBm)	Factor (dB)	PK Limit (dBm)	Over Limit (dB)	Table (o)	ANT	EUT	Verdict
839.319	-1.19	40.50	-25.0	23.81	145.00	Vertical	Horizontal	N/A
873.512	-40.69	40.12	-25.0	-15.69	361.00	Vertical	Horizontal	N/A
2526.200	8.81	46.11	-25.0	33.81	-3.00	Vertical	Horizontal	N/A
6976.800	-48.39	13.78	-25.0	-23.39	264.00	Vertical	Horizontal	Pass
14908.276	-42.30	20.19	-25.0	-17.30	101.00	Vertical	Horizontal	Pass
17484.712	-40.23	21.55	-25.0	-15.23	191.00	Vertical	Horizontal	Pass

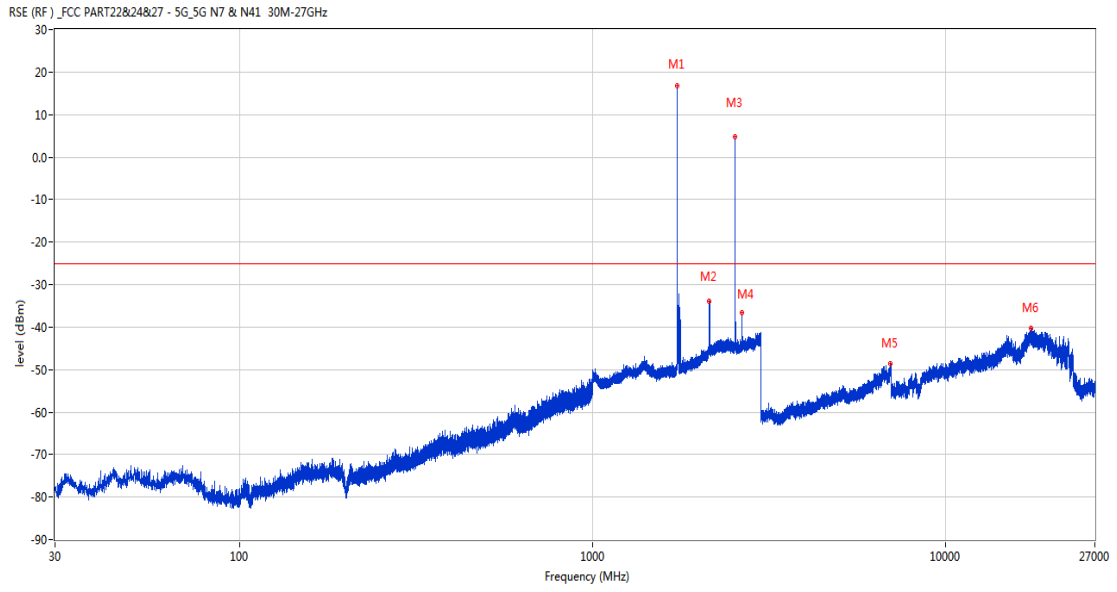
LTE Antenna 1 NR Antenna 0
 53 DC_66A_n7A
 53.1 DC_66A_n7A, QPSK, 20MHz(LTE)+5MHz(NR)

RSE-H&H DC_66A_n7A 20MHz(LTE)+5MHz(NR)



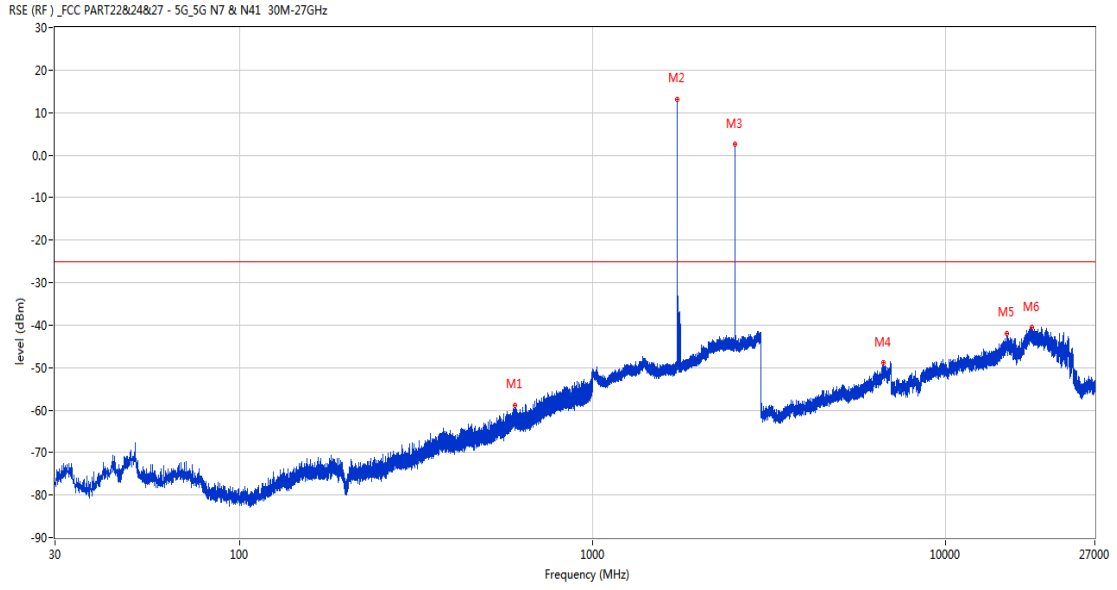
Frequency (MHz)	Result (dBm)	Factor (dB)	PK Limit (dBm)	Over Limit (dB)	Table (o)	ANT	EUT	Verdict
1736.200	18.25	43.36	-25.0	43.25	197.00	Horizontal	Horizontal	N/A
2136.800	-34.30	45.94	-25.0	-9.30	266.00	Horizontal	Horizontal	N/A
2534.000	8.95	45.76	-25.0	33.95	320.00	Horizontal	Horizontal	N/A
2656.000	-35.16	46.10	-25.0	-10.16	231.00	Horizontal	Horizontal	N/A
6979.000	-48.39	13.92	-25.0	-23.39	140.00	Horizontal	Horizontal	Pass
17570.812	-40.04	22.32	-25.0	-15.04	140.00	Horizontal	Horizontal	Pass

RSE-H&V DC_66A_n7A 20MHz(LTE)+5MHz(NR)



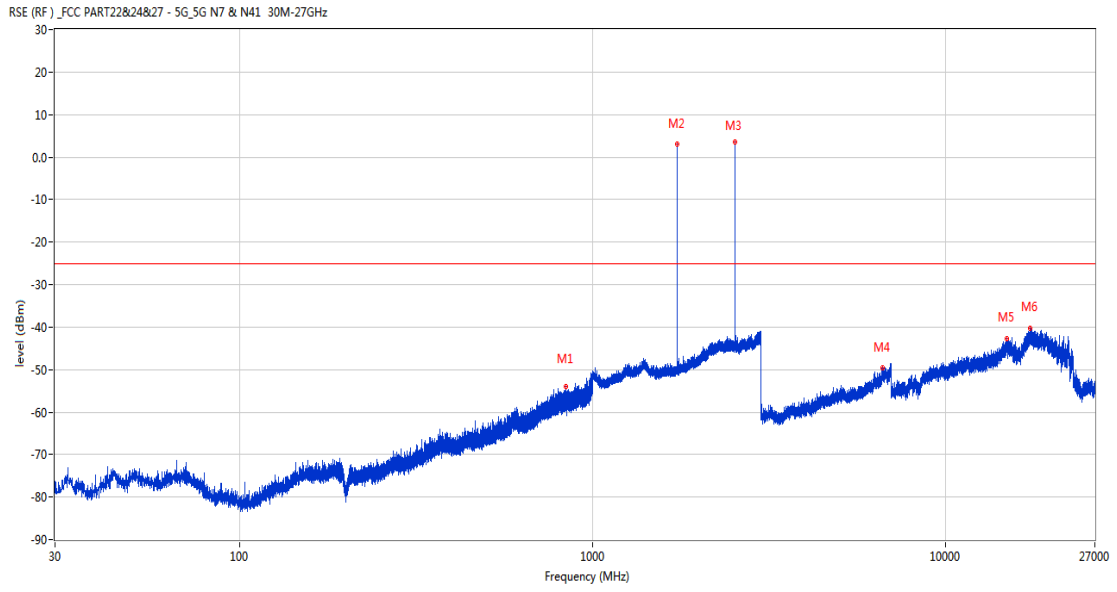
Frequency (MHz)	Result (dBm)	Factor (dB)	PK Limit (dBm)	Over Limit (dB)	Table (o)	ANT	EUT	Verdict
1736.200	16.70	43.36	-25.0	41.70	161.00	Horizontal	Vertical	N/A
2136.900	-33.83	45.93	-25.0	-8.83	130.00	Horizontal	Vertical	N/A
2534.300	4.69	45.74	-25.0	29.69	362.00	Horizontal	Vertical	N/A
2655.800	-36.69	46.10	-25.0	-11.69	236.00	Horizontal	Vertical	N/A
6997.800	-48.68	13.63	-25.0	-23.68	343.00	Horizontal	Vertical	Pass
17425.650	-40.26	22.51	-25.0	-15.26	154.00	Horizontal	Vertical	Pass

RSE-V&V DC_66A_n7A 20MHz(LTE)+5MHz(NR)



Frequency (MHz)	Result (dBm)	Factor (dB)	PK Limit (dBm)	Over Limit (dB)	Table (o)	ANT	EUT	Verdict
601.330	-58.89	37.16	-25.0	-33.89	175.00	Vertical	Vertical	Pass
1736.100	13.04	43.37	-25.0	38.04	258.00	Vertical	Vertical	N/A
2534.600	2.51	45.73	-25.0	27.51	75.00	Vertical	Vertical	N/A
6676.800	-48.81	11.73	-25.0	-23.81	54.00	Vertical	Vertical	Pass
14903.812	-42.08	20.36	-25.0	-17.08	88.00	Vertical	Vertical	Pass
17584.988	-40.49	22.14	-25.0	-15.49	-1.00	Vertical	Vertical	Pass

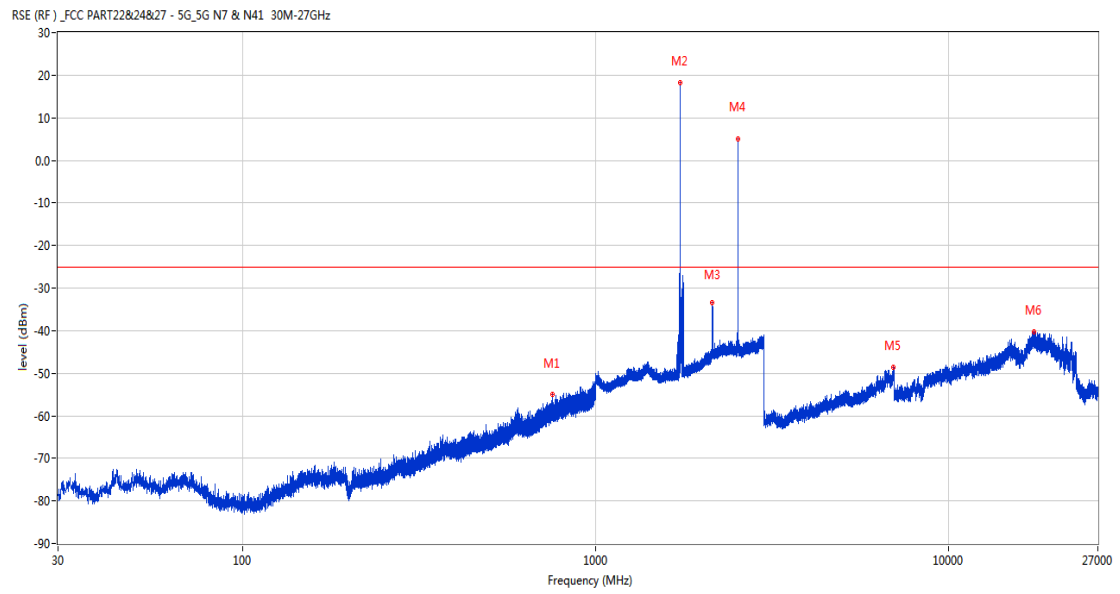
RSE-V&H DC_66A_n7A 20MHz(LTE)+5MHz(NR)



Frequency (MHz)	Result (dBm)	Factor (dB)	PK Limit (dBm)	Over Limit (dB)	Table (o)	ANT	EUT	Verdict
842.666	-54.05	40.65	-25.0	-29.05	260.00	Vertical	Horizontal	Pass
1736.300	3.16	43.36	-25.0	28.16	101.00	Vertical	Horizontal	N/A
2534.200	3.65	45.75	-25.0	28.65	359.00	Vertical	Horizontal	N/A
6616.200	-49.59	12.21	-25.0	-24.59	275.00	Vertical	Horizontal	Pass
14904.600	-42.82	20.33	-25.0	-17.82	363.00	Vertical	Horizontal	Pass
17415.412	-40.40	22.67	-25.0	-15.40	139.00	Vertical	Horizontal	Pass

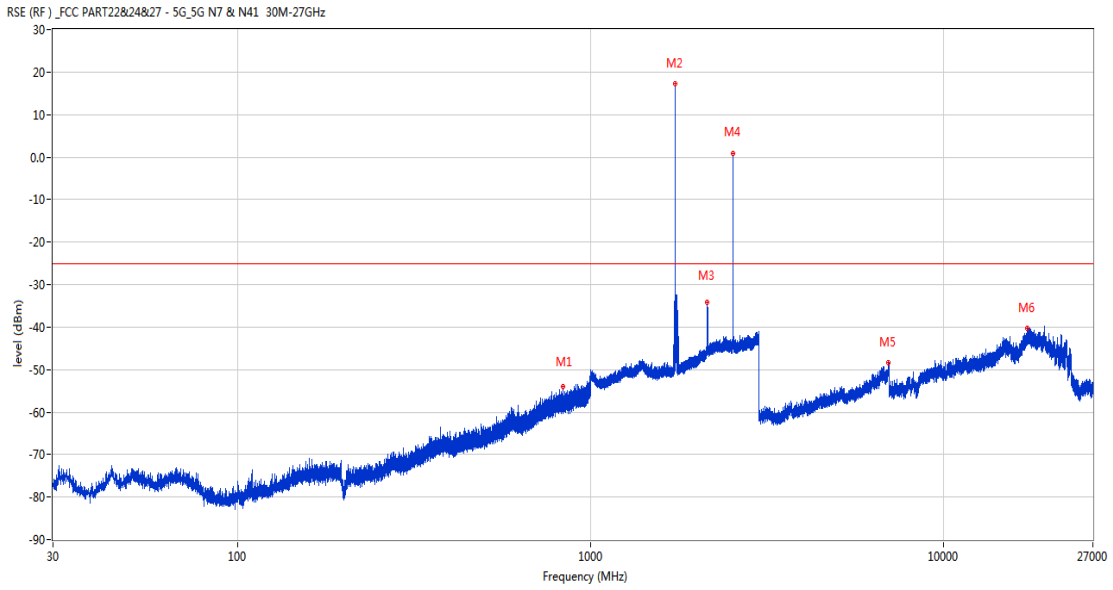
53.2 DC_66A_n7A, QPSK, 20MHz(LTE)+15MHz(NR)

RSE-H&H DC_66A_n7A 20MHz(LTE)+15MHz(NR)



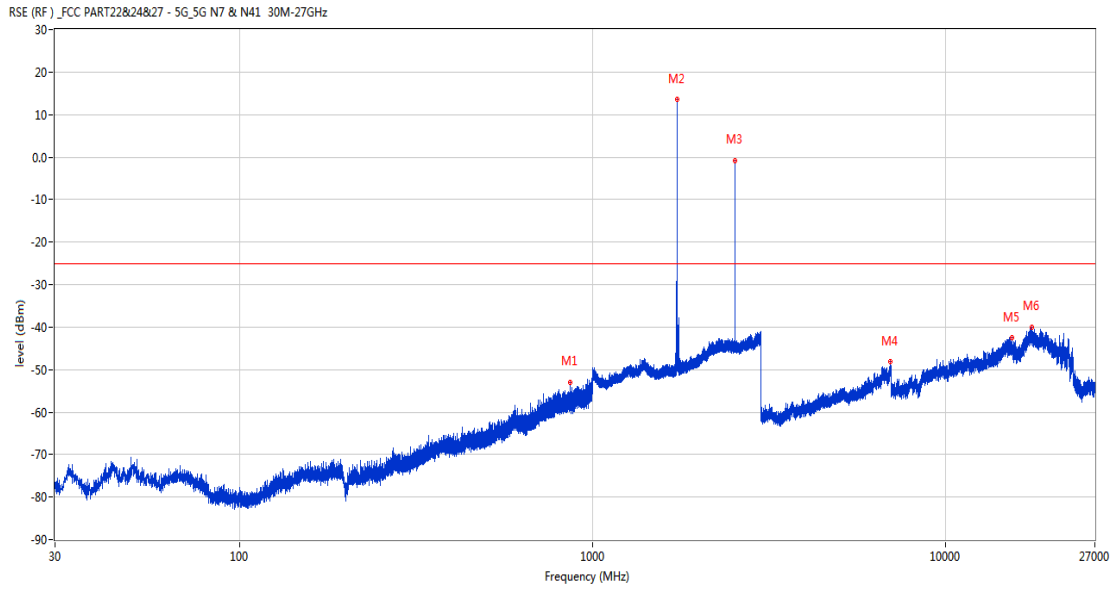
Frequency (MHz)	Result (dBm)	Factor (dB)	PK Limit (dBm)	Over Limit (dB)	Table (o)	ANT	EUT	Verdict
755.414	-54.97	38.78	-25.0	-29.97	284.00	Horizontal	Horizontal	Pass
1736.200	18.21	43.36	-25.0	43.21	131.00	Horizontal	Horizontal	N/A
2142.200	-33.52	45.87	-25.0	-8.52	201.00	Horizontal	Horizontal	N/A
2536.600	5.01	45.90	-25.0	30.01	340.00	Horizontal	Horizontal	N/A
6993.600	-48.59	13.65	-25.0	-23.59	177.00	Horizontal	Horizontal	Pass
17425.388	-40.39	22.52	-25.0	-15.39	285.00	Horizontal	Horizontal	Pass

RSE-H&V DC_66A_n7A 20MHz(LTE)+15MHz(NR)



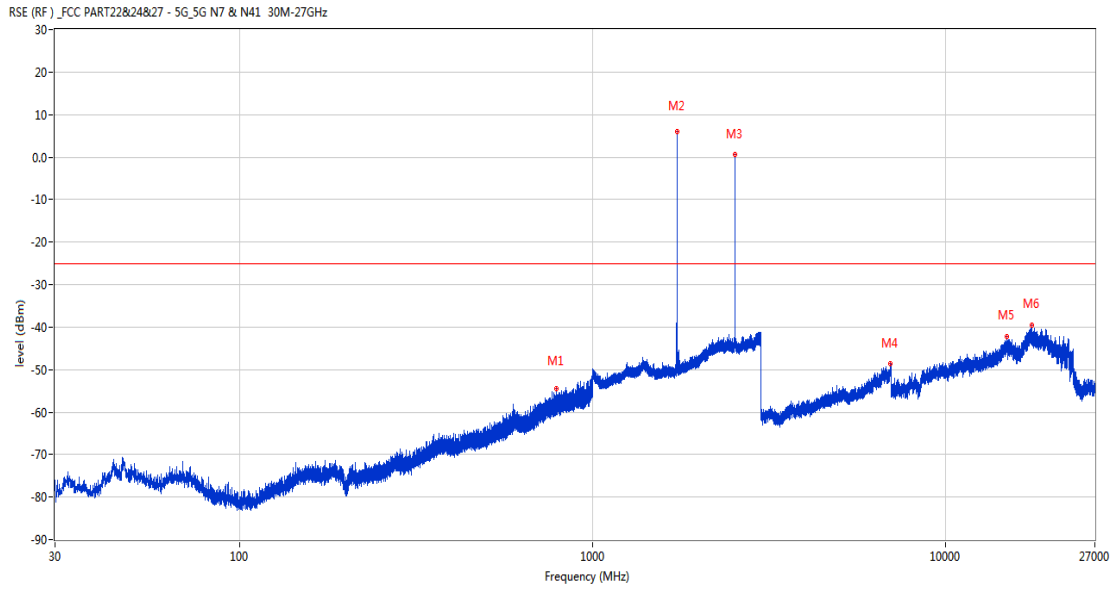
Frequency (MHz)	Result (dBm)	Factor (dB)	PK Limit (dBm)	Over Limit (dB)	Table (o)	ANT	EUT	Verdict
836.215	-53.94	40.53	-25.0	-28.94	-3.00	Horizontal	Vertical	Pass
1736.300	17.30	43.36	-25.0	42.30	168.00	Horizontal	Vertical	N/A
2144.000	-34.07	46.08	-25.0	-9.07	199.00	Horizontal	Vertical	N/A
2535.700	0.82	45.76	-25.0	25.82	361.00	Horizontal	Vertical	N/A
6967.400	-48.36	13.35	-25.0	-23.36	351.00	Horizontal	Vertical	Pass
17290.988	-40.31	21.12	-25.0	-15.31	128.00	Horizontal	Vertical	Pass

RSE-V&V DC_66A_n7A 20MHz(LTE)+15MHz(NR)



Frequency (MHz)	Result (dBm)	Factor (dB)	PK Limit (dBm)	Over Limit (dB)	Table (o)	ANT	EUT	Verdict
866.868	-53.02	40.15	-25.0	-28.02	135.00	Vertical	Vertical	Pass
1736.100	13.49	43.37	-25.0	38.49	234.00	Vertical	Vertical	N/A
2534.300	-0.96	45.74	-25.0	24.04	82.00	Vertical	Vertical	N/A
6982.200	-48.04	13.88	-25.0	-23.04	289.00	Vertical	Vertical	Pass
15451.650	-42.37	19.83	-25.0	-17.37	193.00	Vertical	Vertical	Pass
17576.587	-40.07	22.24	-25.0	-15.07	145.00	Vertical	Vertical	Pass

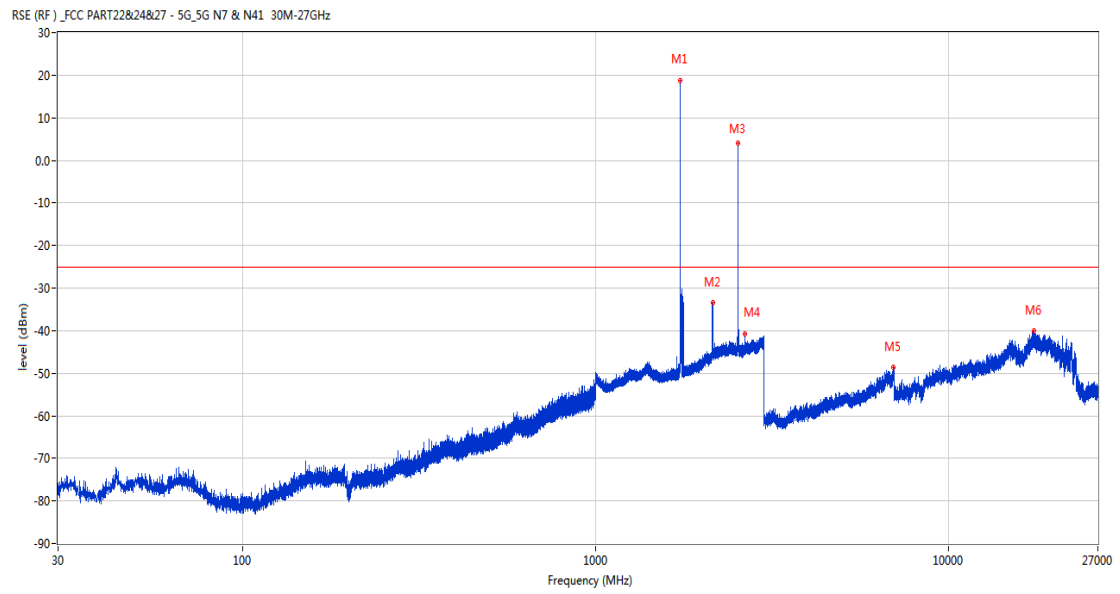
RSE-V&H DC_66A_n7A 20MHz(LTE)+15MHz(NR)



Frequency (MHz)	Result (dBm)	Factor (dB)	PK Limit (dBm)	Over Limit (dB)	Table (o)	ANT	EUT	Verdict
790.625	-54.42	39.75	-25.0	-29.42	136.00	Vertical	Horizontal	Pass
1736.100	5.93	43.37	-25.0	30.93	36.00	Vertical	Horizontal	N/A
2533.200	0.62	45.79	-25.0	25.62	80.00	Vertical	Horizontal	N/A
6986.600	-48.72	13.70	-25.0	-23.72	-3.00	Vertical	Horizontal	Pass
14894.099	-42.23	20.55	-25.0	-17.23	132.00	Vertical	Horizontal	Pass
17576.587	-39.52	22.24	-25.0	-14.52	11.00	Vertical	Horizontal	Pass

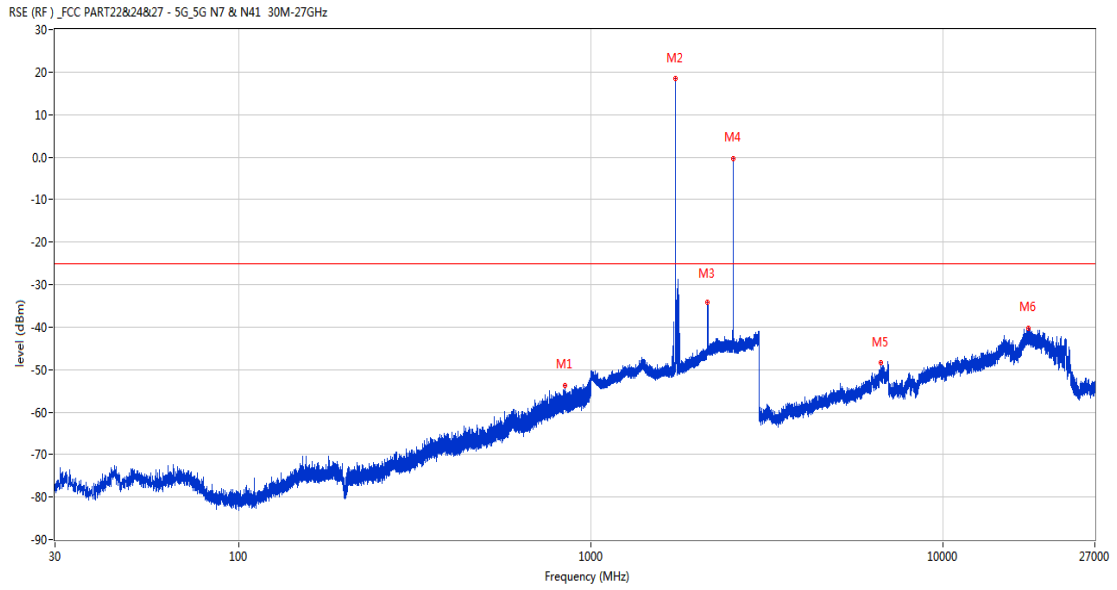
53.3 DC_66A_n7A, QPSK, 20MHz(LTE)+20MHz(NR)

RSE-H&H DC_66A_n7A 20MHz(LTE)+20MHz(NR)



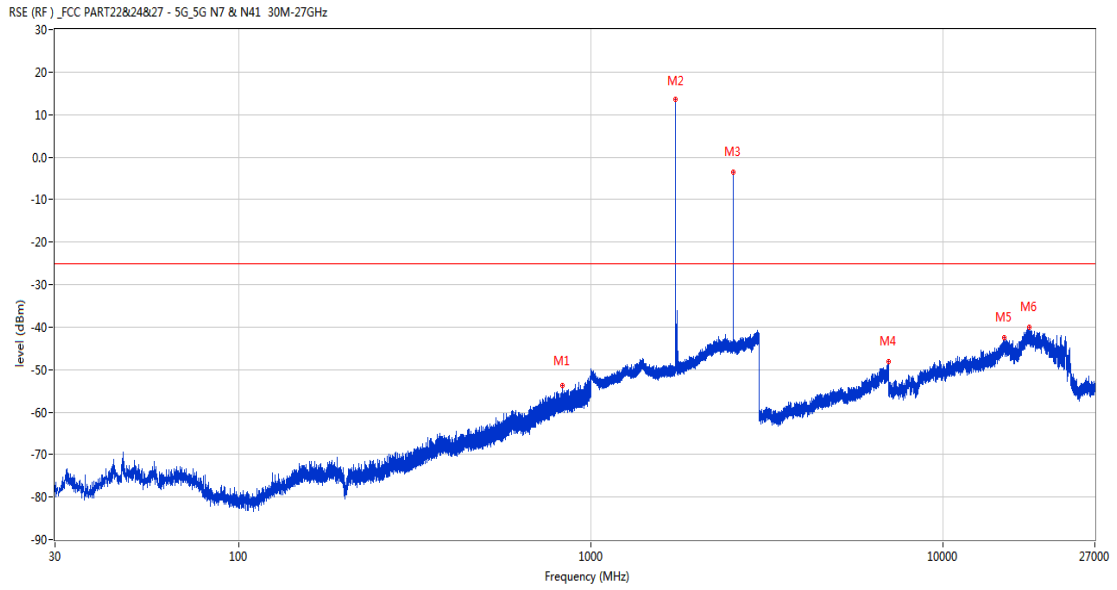
Frequency (MHz)	Result (dBm)	Factor (dB)	PK Limit (dBm)	Over Limit (dB)	Table (o)	ANT	EUT	Verdict
1736.300	18.79	43.36	-25.0	43.79	201.00	Horizontal	Horizontal	N/A
2147.400	-33.51	46.08	-25.0	-8.51	201.00	Horizontal	Horizontal	N/A
2532.200	4.01	45.84	-25.0	29.01	344.00	Horizontal	Horizontal	N/A
2647.000	-40.71	46.21	-25.0	-15.71	249.00	Horizontal	Horizontal	N/A
6993.800	-48.52	13.64	-25.0	-23.52	176.00	Horizontal	Horizontal	Pass
17471.588	-39.96	21.72	-25.0	-14.96	73.00	Horizontal	Horizontal	Pass

RSE-H&V DC_66A_n7A 20MHz(LTE)+20MHz(NR)



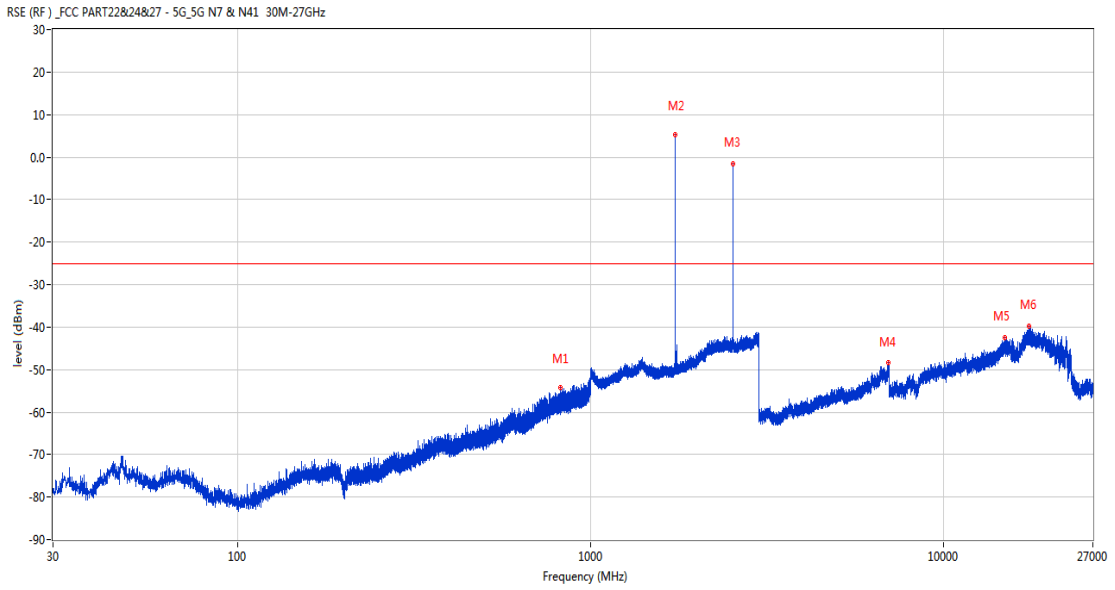
Frequency (MHz)	Result (dBm)	Factor (dB)	PK Limit (dBm)	Over Limit (dB)	Table (o)	ANT	EUT	Verdict
844.121	-53.81	40.48	-25.0	-28.81	227.00	Horizontal	Vertical	Pass
1736.100	18.46	43.37	-25.0	43.46	185.00	Horizontal	Vertical	N/A
2138.000	-34.21	45.84	-25.0	-9.21	273.00	Horizontal	Vertical	N/A
2535.400	-0.42	45.71	-25.0	24.58	363.00	Horizontal	Vertical	N/A
6663.600	-48.31	11.60	-25.0	-23.31	23.00	Horizontal	Vertical	Pass
17483.926	-40.29	21.58	-25.0	-15.29	291.00	Horizontal	Vertical	Pass

RSE-V&V DC_66A_n7A 20MHz(LTE)+20MHz(NR)



Frequency (MHz)	Result (dBm)	Factor (dB)	PK Limit (dBm)	Over Limit (dB)	Table (o)	ANT	EUT	Verdict
828.164	-53.84	40.23	-25.0	-28.84	164.00	Vertical	Vertical	Pass
1736.000	13.64	43.37	-25.0	38.64	247.00	Vertical	Vertical	N/A
2531.900	-3.45	45.86	-25.0	21.55	138.00	Vertical	Vertical	N/A
6999.800	-48.22	13.65	-25.0	-23.22	263.00	Vertical	Vertical	Pass
14913.787	-42.45	19.98	-25.0	-17.45	163.00	Vertical	Vertical	Pass
17598.636	-40.15	21.99	-25.0	-15.15	136.00	Vertical	Vertical	Pass

RSE-V&H DC_66A_n7A 20MHz(LTE)+20MHz(NR)



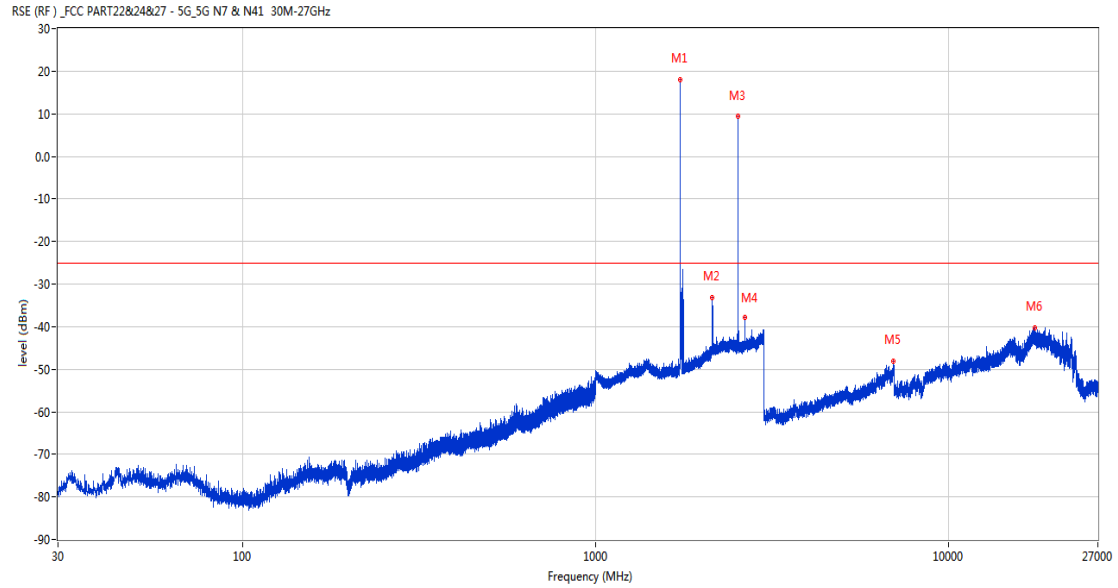
Frequency (MHz)	Result (dBm)	Factor (dB)	PK Limit (dBm)	Over Limit (dB)	Table (o)	ANT	EUT	Verdict
822.732	-54.34	40.20	-25.0	-29.34	-3.00	Vertical	Horizontal	Pass
1736.200	5.33	43.36	-25.0	30.33	31.00	Vertical	Horizontal	N/A
2534.000	-1.57	45.76	-25.0	23.43	47.00	Vertical	Horizontal	N/A
6994.600	-48.47	13.60	-25.0	-23.47	111.00	Vertical	Horizontal	Pass
14909.325	-42.58	20.15	-25.0	-17.58	183.00	Vertical	Horizontal	Pass
17425.125	-39.90	22.52	-25.0	-14.90	134.00	Vertical	Horizontal	Pass

LTE Antenna 1 NR Antenna 4

54 DC_66A_n7A

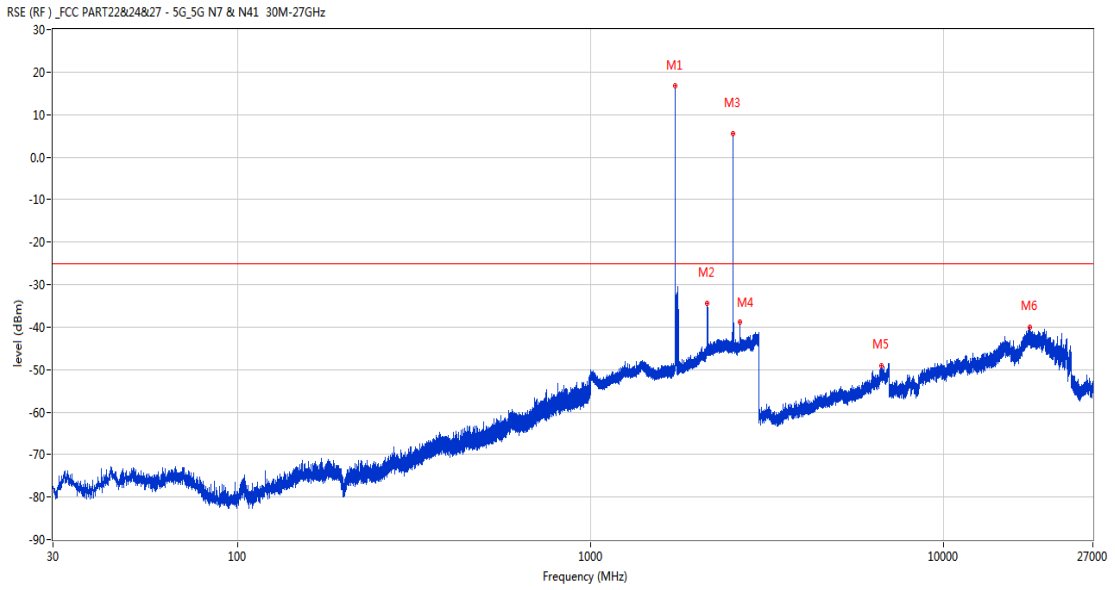
54.1 DC_66A_n7A, QPSK, 20MHz(LTE)+5MHz(NR)

RSE-H&H DC_66A_n7A 20MHz(LTE)+5MHz(NR)



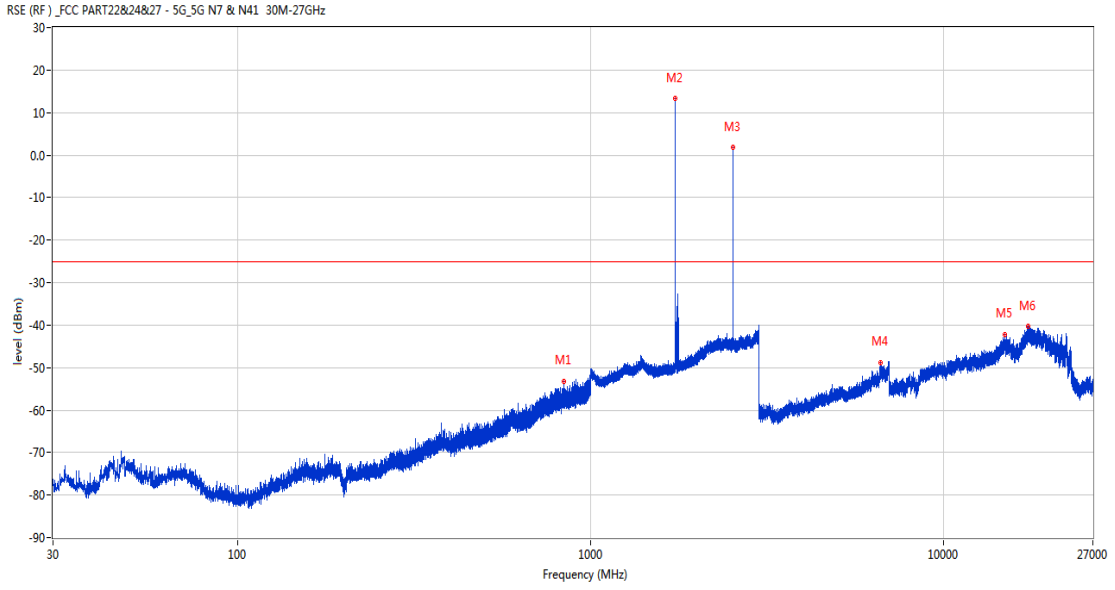
Frequency (MHz)	Result (dBm)	Factor (dB)	PK Limit (dBm)	Over Limit (dB)	Table (o)	ANT	EUT	Verdict
1736.200	18.10	43.36	-25.0	43.10	123.00	Horizontal	Horizontal	N/A
2143.100	-33.28	45.97	-25.0	-8.28	205.00	Horizontal	Horizontal	N/A
2535.200	9.43	45.71	-25.0	34.43	337.00	Horizontal	Horizontal	N/A
2654.200	-37.94	46.07	-25.0	-12.94	239.00	Horizontal	Horizontal	N/A
6993.400	-48.24	13.66	-25.0	-23.24	80.00	Horizontal	Horizontal	Pass
17580.788	-40.31	22.18	-25.0	-15.31	-3.00	Horizontal	Horizontal	Pass

RSE-H&V DC_66A_n7A 20MHz(LTE)+5MHz(NR)



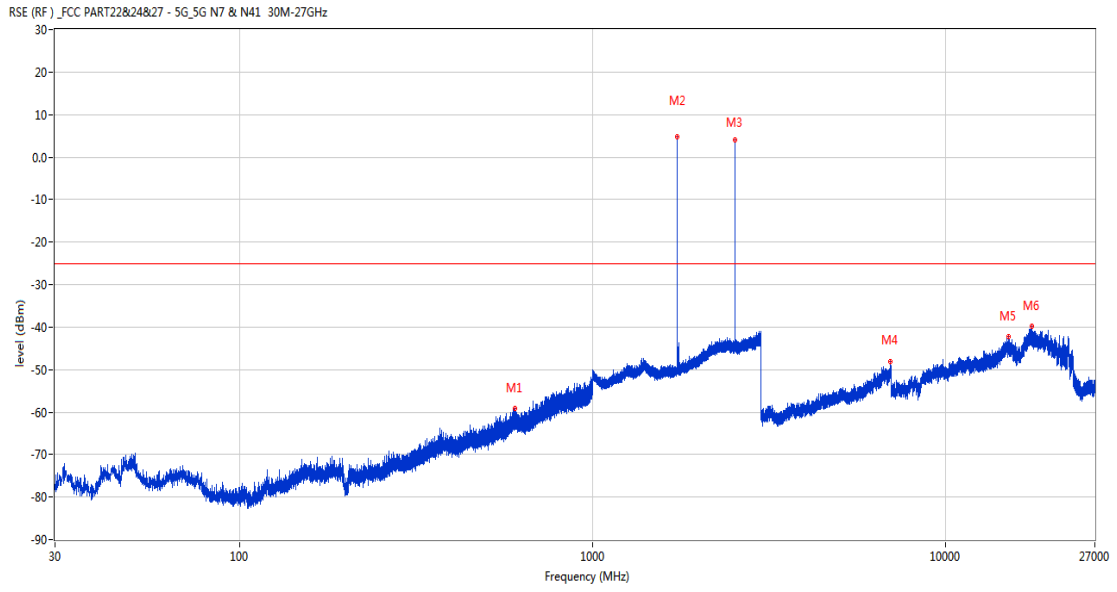
Frequency (MHz)	Result (dBm)	Factor (dB)	PK Limit (dBm)	Over Limit (dB)	Table (o)	ANT	EUT	Verdict
1736.100	16.66	43.37	-25.0	41.66	173.00	Horizontal	Vertical	N/A
2140.900	-34.44	45.92	-25.0	-9.44	205.00	Horizontal	Vertical	N/A
2535.000	5.52	45.72	-25.0	30.52	361.00	Horizontal	Vertical	N/A
2654.000	-38.92	46.06	-25.0	-13.92	99.00	Horizontal	Vertical	N/A
6681.000	-49.16	11.79	-25.0	-24.16	0.00	Horizontal	Vertical	Pass
17595.224	-39.93	22.02	-25.0	-14.93	275.00	Horizontal	Vertical	Pass

RSE-V&V DC_66A_n7A 20MHz(LTE)+5MHz(NR)



Frequency (MHz)	Result (dBm)	Factor (dB)	PK Limit (dBm)	Over Limit (dB)	Table (o)	ANT	EUT	Verdict
839.950	-53.16	40.55	-25.0	-28.16	131.00	Vertical	Vertical	Pass
1736.200	13.34	43.36	-25.0	38.34	247.00	Vertical	Vertical	N/A
2535.400	1.72	45.71	-25.0	26.72	106.00	Vertical	Vertical	N/A
6625.800	-48.83	12.12	-25.0	-23.83	173.00	Vertical	Vertical	Pass
14935.838	-42.19	19.60	-25.0	-17.19	-3.00	Vertical	Vertical	Pass
17337.713	-40.39	21.08	-25.0	-15.39	348.00	Vertical	Vertical	Pass

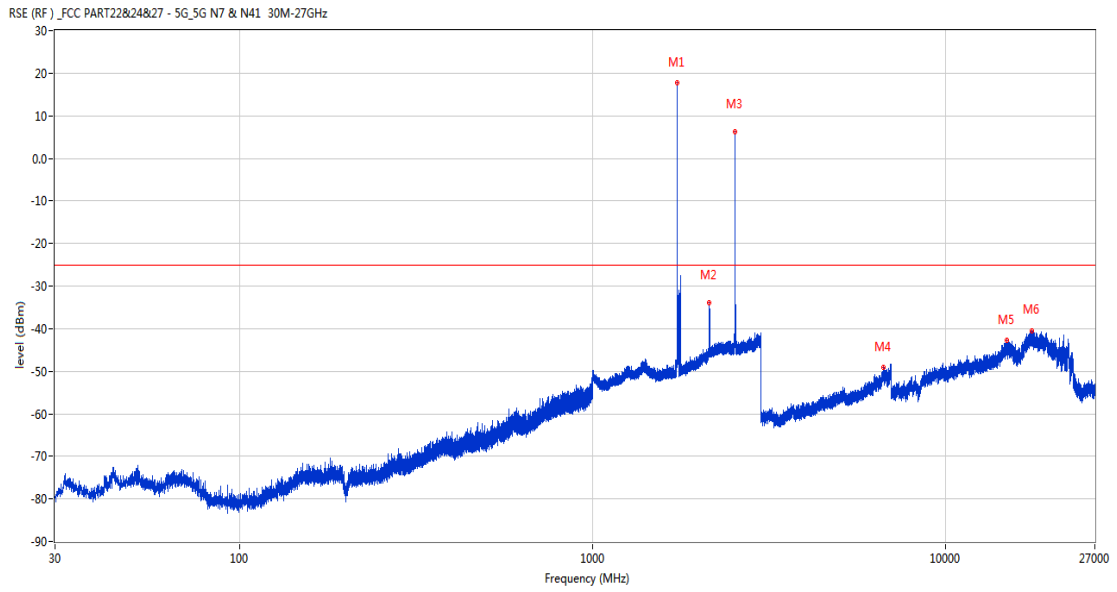
RSE-V&H DC_66A_n7A 20MHz(LTE)+5MHz(NR)



Frequency (MHz)	Result (dBm)	Factor (dB)	PK Limit (dBm)	Over Limit (dB)	Table (o)	ANT	EUT	Verdict
602.591	-59.24	37.07	-25.0	-34.24	83.00	Vertical	Horizontal	Pass
1736.200	4.79	43.36	-25.0	29.79	347.00	Vertical	Horizontal	N/A
2534.800	4.04	45.72	-25.0	29.04	39.00	Vertical	Horizontal	N/A
6995.000	-48.09	13.57	-25.0	-23.09	229.00	Vertical	Horizontal	Pass
15066.825	-42.15	20.06	-25.0	-17.15	317.00	Vertical	Horizontal	Pass
17588.662	-39.88	22.09	-25.0	-14.88	333.00	Vertical	Horizontal	Pass

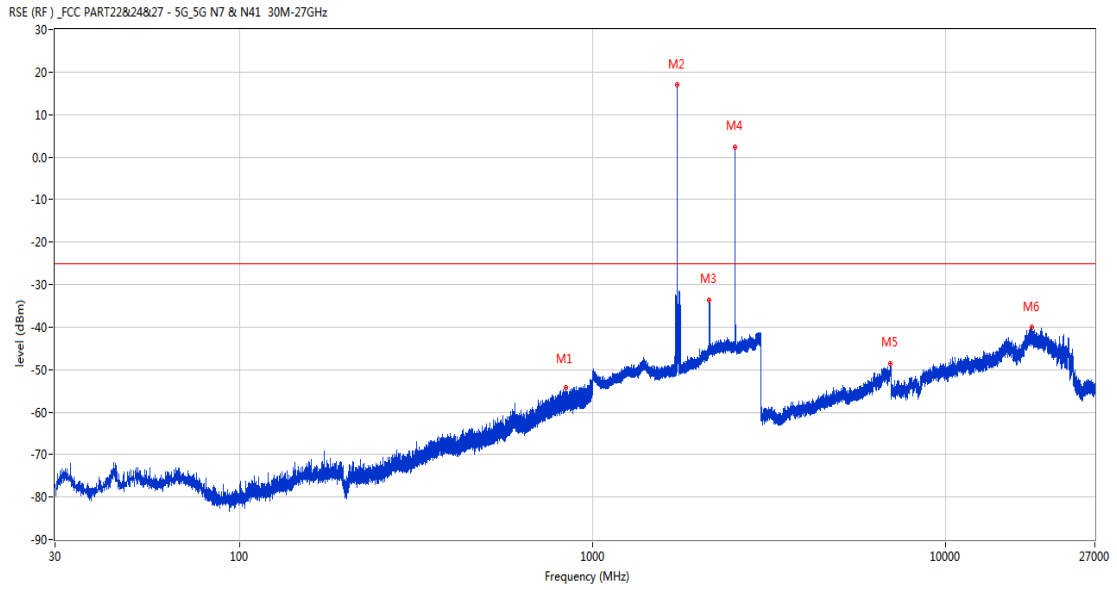
54.2 DC_66A_n7A, QPSK, 20MHz(LTE)+15MHz(NR)

RSE-H&H DC_66A_n7A 20MHz(LTE)+15MHz(NR)



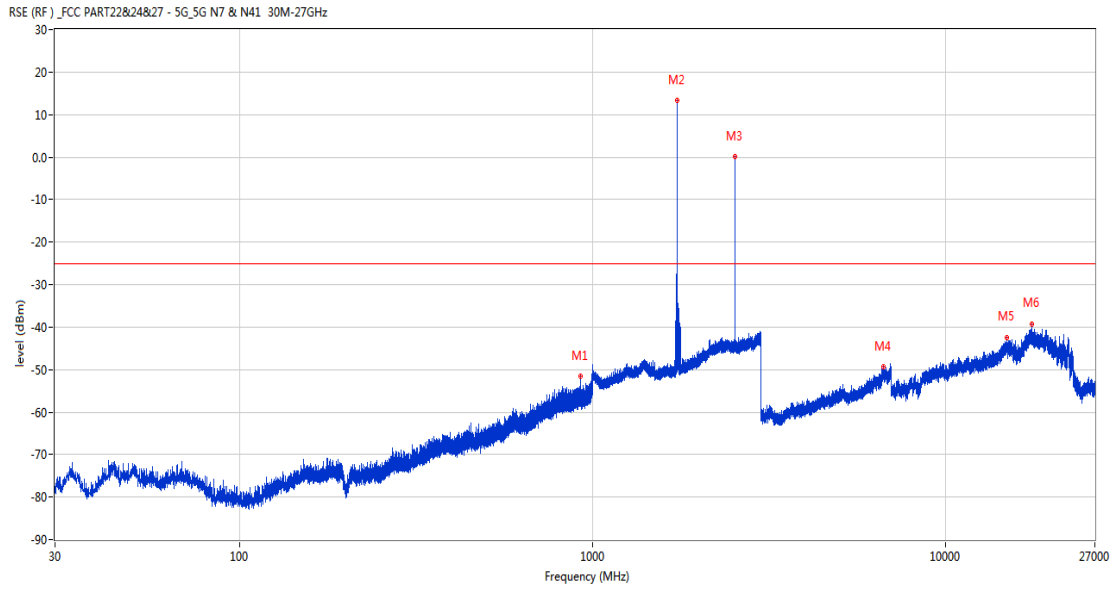
Frequency (MHz)	Result (dBm)	Factor (dB)	PK Limit (dBm)	Over Limit (dB)	Table (o)	ANT	EUT	Verdict
1736.000	17.82	43.37	-25.0	42.82	130.00	Horizontal	Horizontal	N/A
2142.700	-33.84	45.92	-25.0	-8.84	208.00	Horizontal	Horizontal	N/A
2536.800	6.23	45.93	-25.0	31.23	333.00	Horizontal	Horizontal	N/A
6681.000	-49.05	11.79	-25.0	-24.05	117.00	Horizontal	Horizontal	Pass
14909.587	-42.75	20.14	-25.0	-17.75	306.00	Horizontal	Horizontal	Pass
17547.713	-40.65	22.48	-25.0	-15.65	352.00	Horizontal	Horizontal	Pass

RSE-H&V DC_66A_n7A 20MHz(LTE)+15MHz(NR)



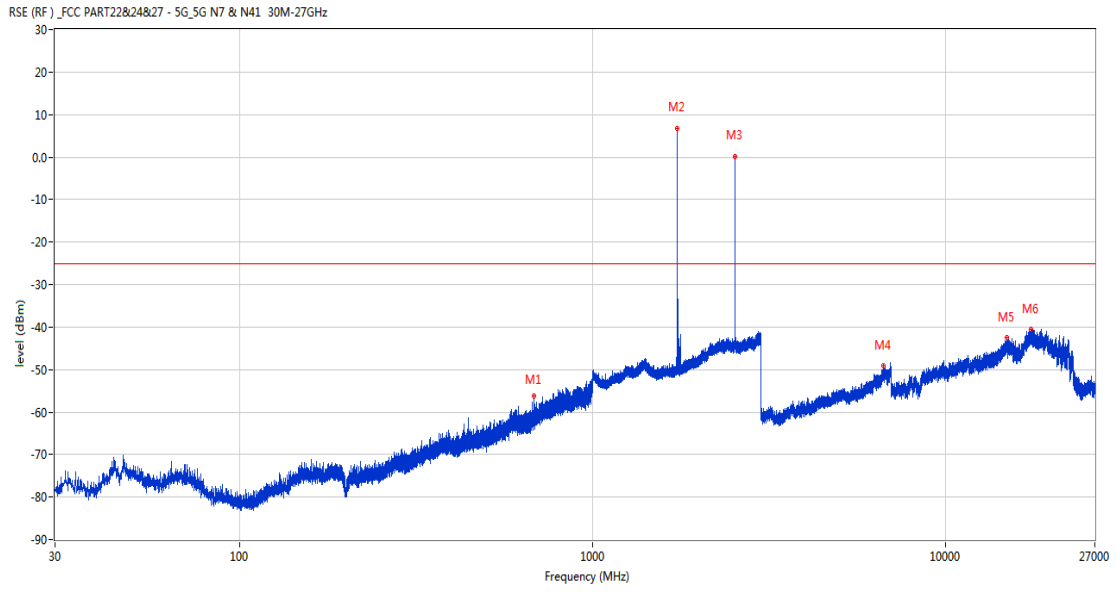
Frequency (MHz)	Result (dBm)	Factor (dB)	PK Limit (dBm)	Over Limit (dB)	Table (o)	ANT	EUT	Verdict
840.144	-54.36	40.57	-25.0	-29.36	140.00	Horizontal	Vertical	Pass
1736.300	17.10	43.36	-25.0	42.10	201.00	Horizontal	Vertical	N/A
2136.900	-33.63	45.93	-25.0	-8.63	201.00	Horizontal	Vertical	N/A
2532.600	2.36	45.82	-25.0	27.36	6.00	Horizontal	Vertical	N/A
6994.800	-48.65	13.59	-25.0	-23.65	-3.00	Horizontal	Vertical	Pass
17581.838	-40.16	22.17	-25.0	-15.16	287.00	Horizontal	Vertical	Pass

RSE-V&V DC_66A_n7A 20MHz(LTE)+15MHz(NR)



Frequency (MHz)	Result (dBm)	Factor (dB)	PK Limit (dBm)	Over Limit (dB)	Table (o)	ANT	EUT	Verdict
922.449	-51.55	41.35	-25.0	-26.55	183.00	Vertical	Vertical	Pass
1736.100	13.26	43.37	-25.0	38.26	213.00	Vertical	Vertical	N/A
2532.400	0.02	45.83	-25.0	25.02	117.00	Vertical	Vertical	N/A
6686.000	-49.35	12.02	-25.0	-24.35	77.00	Vertical	Vertical	Pass
14905.125	-42.47	20.31	-25.0	-17.47	107.00	Vertical	Vertical	Pass
17618.850	-39.39	21.80	-25.0	-14.39	74.00	Vertical	Vertical	Pass

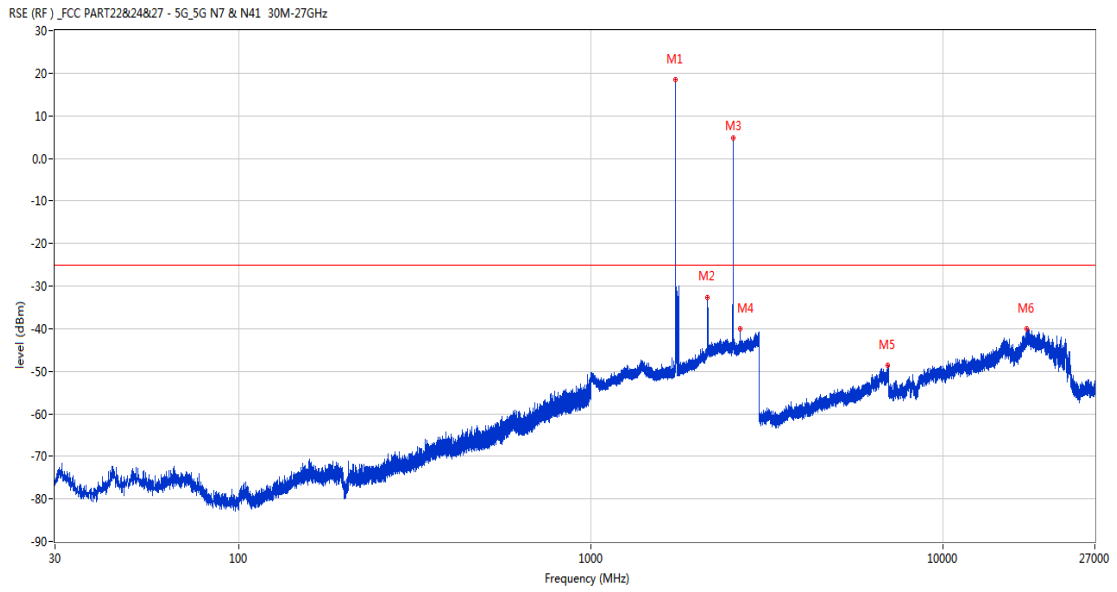
RSE-V&H DC_66A_n7A 20MHz(LTE)+15MHz(NR)



Frequency (MHz)	Result (dBm)	Factor (dB)	PK Limit (dBm)	Over Limit (dB)	Table (o)	ANT	EUT	Verdict
683.441	-56.30	37.10	-25.0	-31.30	235.00	Vertical	Horizontal	Pass
1736.100	6.62	43.37	-25.0	31.62	111.00	Vertical	Horizontal	N/A
2532.100	0.16	45.85	-25.0	25.16	239.00	Vertical	Horizontal	N/A
6685.600	-49.10	12.04	-25.0	-24.10	236.00	Vertical	Horizontal	Pass
14915.100	-42.56	19.94	-25.0	-17.56	57.00	Vertical	Horizontal	Pass
17431.163	-40.50	22.37	-25.0	-15.50	166.00	Vertical	Horizontal	Pass

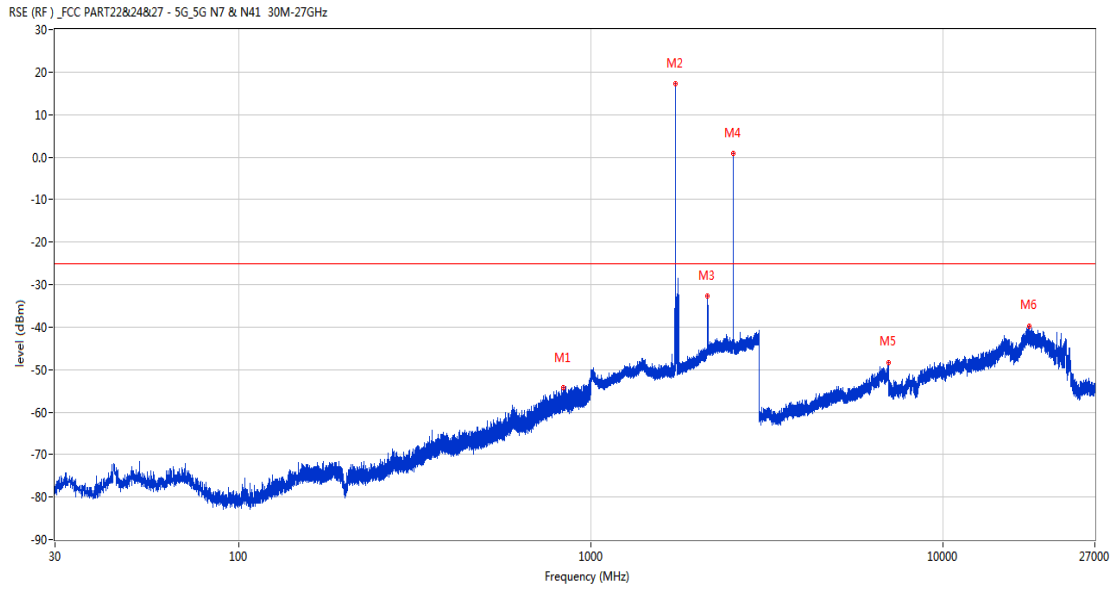
54.3 DC_66A_n7A, QPSK, 20MHz(LTE)+20MHz(NR)

RSE-H&H DC_66A_n7A 20MHz(LTE)+20MHz(NR)



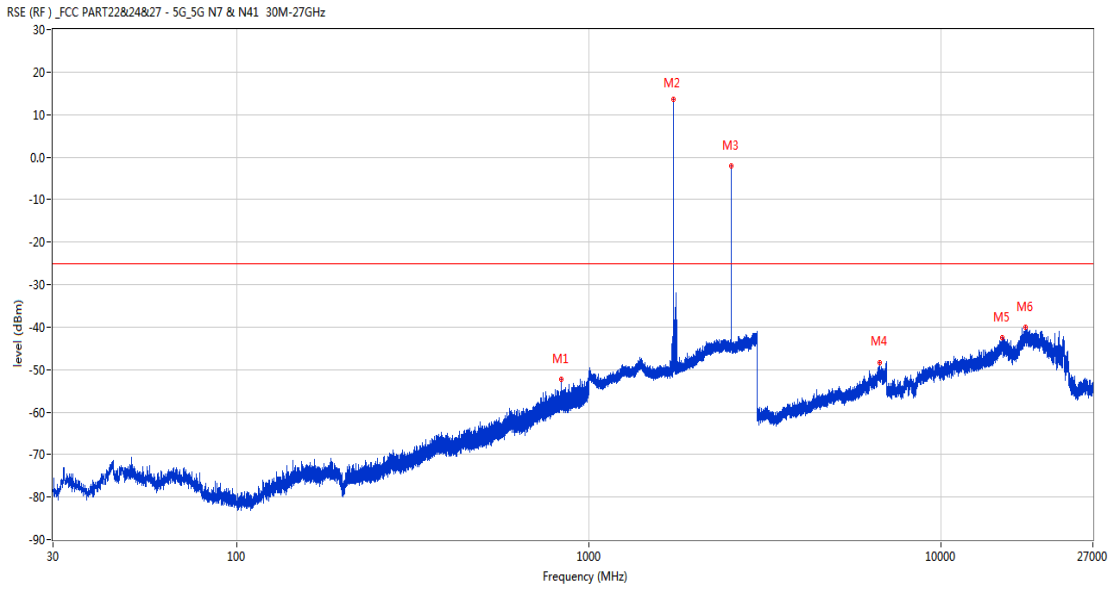
Frequency (MHz)	Result (dBm)	Factor (dB)	PK Limit (dBm)	Over Limit (dB)	Table (o)	ANT	EUT	Verdict
1736.200	18.53	43.36	-25.0	43.53	205.00	Horizontal	Horizontal	N/A
2142.100	-32.60	45.87	-25.0	-7.60	205.00	Horizontal	Horizontal	N/A
2531.900	4.69	45.86	-25.0	29.69	345.00	Horizontal	Horizontal	N/A
2649.100	-39.98	46.21	-25.0	-14.98	246.00	Horizontal	Horizontal	N/A
6980.600	-48.54	13.78	-25.0	-23.54	104.00	Horizontal	Horizontal	Pass
17289.413	-40.15	21.12	-25.0	-15.15	275.00	Horizontal	Horizontal	Pass

RSE-H&V DC_66A_n7A 20MHz(LTE)+20MHz(NR)



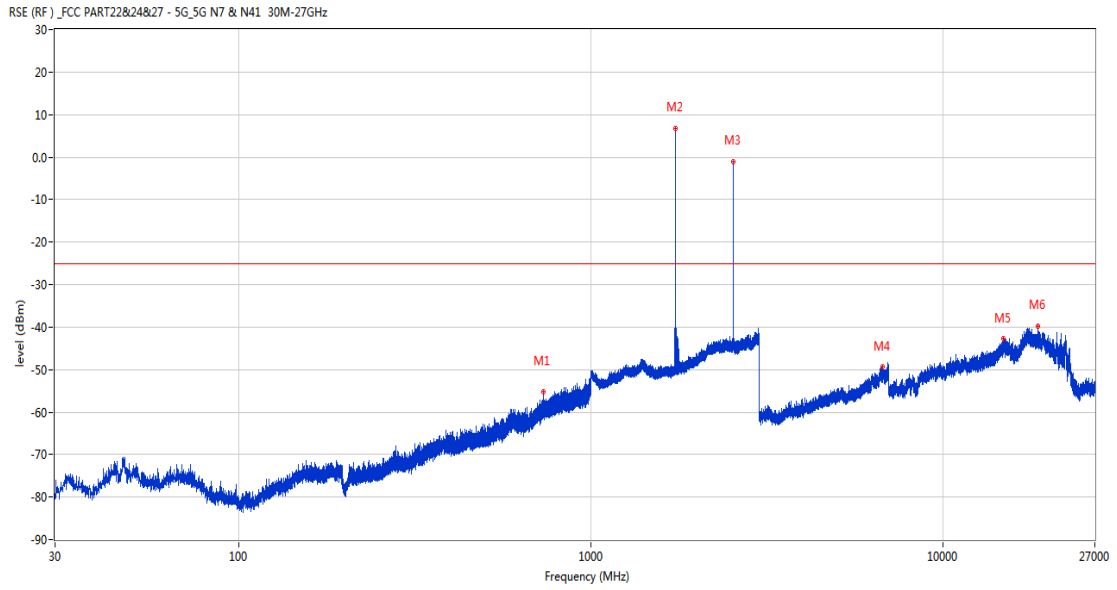
Frequency (MHz)	Result (dBm)	Factor (dB)	PK Limit (dBm)	Over Limit (dB)	Table (o)	ANT	EUT	Verdict
832.384	-54.28	40.38	-25.0	-29.28	40.00	Horizontal	Vertical	Pass
1736.200	17.16	43.36	-25.0	42.16	185.00	Horizontal	Vertical	N/A
2138.000	-32.81	45.84	-25.0	-7.81	267.00	Horizontal	Vertical	N/A
2538.200	0.74	46.02	-25.0	25.74	363.00	Horizontal	Vertical	N/A
6994.800	-48.46	13.59	-25.0	-23.46	204.00	Horizontal	Vertical	Pass
17577.900	-39.78	22.22	-25.0	-14.78	286.00	Horizontal	Vertical	Pass

RSE-V&V DC_66A_n7A 20MHz(LTE)+20MHz(NR)



Frequency (MHz)	Result (dBm)	Factor (dB)	PK Limit (dBm)	Over Limit (dB)	Table (o)	ANT	EUT	Verdict
835.828	-52.35	40.53	-25.0	-27.35	-3.00	Vertical	Vertical	Pass
1736.000	13.53	43.37	-25.0	38.53	258.00	Vertical	Vertical	N/A
2535.200	-2.09	45.71	-25.0	22.91	96.00	Vertical	Vertical	N/A
6685.600	-48.39	12.04	-25.0	-23.39	325.00	Vertical	Vertical	Pass
14915.888	-42.38	19.91	-25.0	-17.38	103.00	Vertical	Vertical	Pass
17427.751	-40.08	22.46	-25.0	-15.08	176.00	Vertical	Vertical	Pass

RSE-V&H DC_66A_n7A 20MHz(LTE)+20MHz(NR)



Frequency (MHz)	Result (dBm)	Factor (dB)	PK Limit (dBm)	Over Limit (dB)	Table (o)	ANT	EUT	Verdict
734.123	-55.28	38.67	-25.0	-30.28	328.00	Vertical	Horizontal	Pass
1736.100	6.71	43.37	-25.0	31.71	355.00	Vertical	Horizontal	N/A
2532.500	-1.11	45.83	-25.0	23.89	236.00	Vertical	Horizontal	N/A
6748.000	-49.33	11.78	-25.0	-24.33	-3.00	Vertical	Horizontal	Pass
14861.287	-42.79	20.52	-25.0	-17.79	190.00	Vertical	Horizontal	Pass
18630.001	-39.85	24.08	-25.0	-14.85	18.00	Vertical	Horizontal	Pass