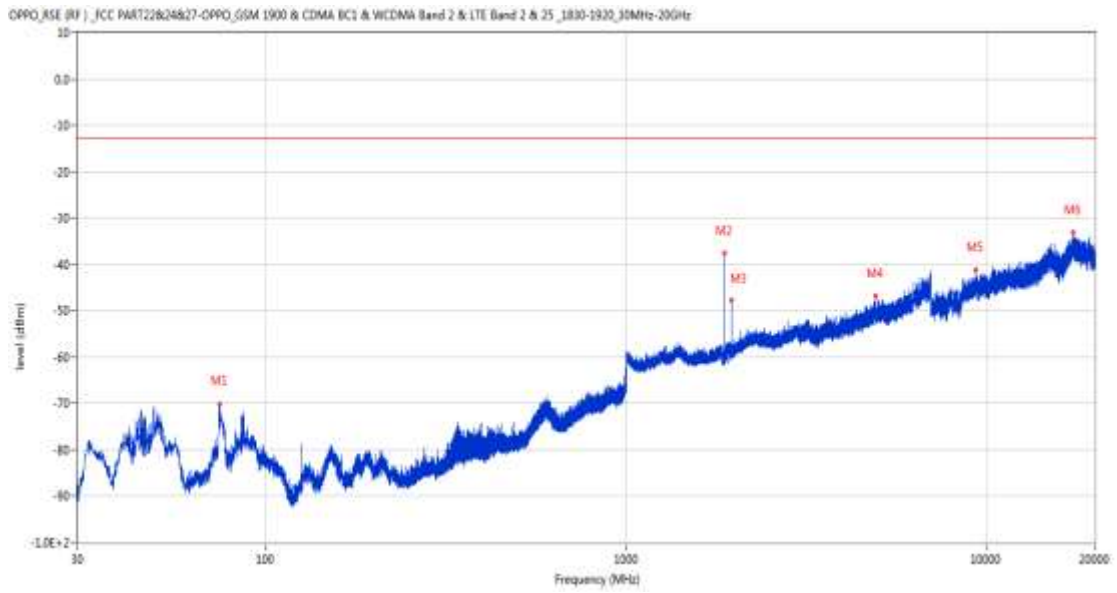


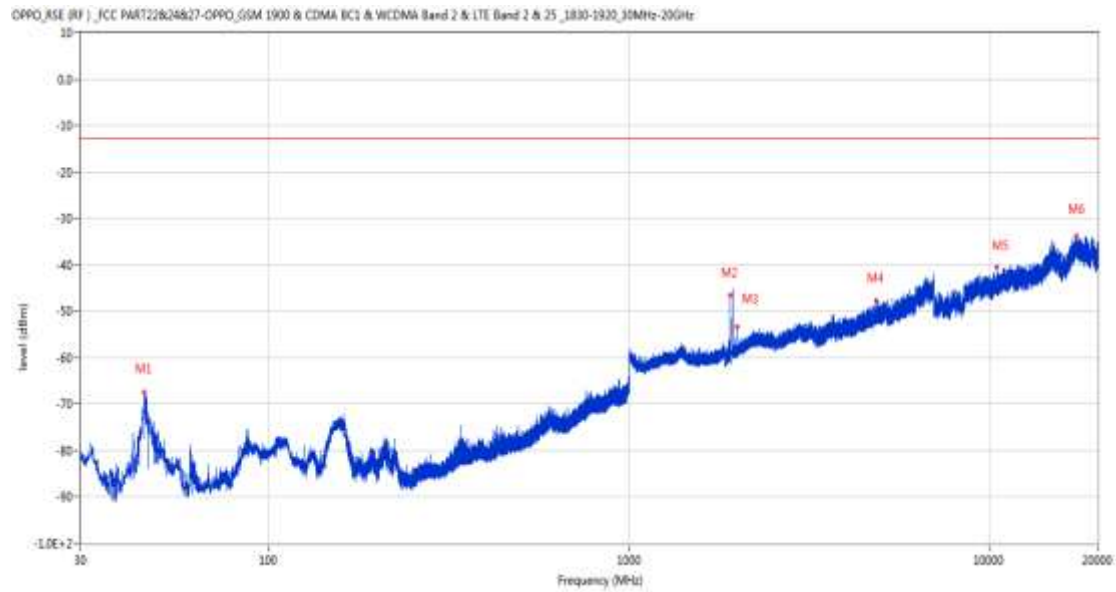
RSE-V&H GSM 1900 CH661



Frequency (MHz)	Result (dBm)	Factor (dB)	PK Limit (dBm)	Over Limit (dB)	Table (o)	ANT	EUT	Verdict
74.523	-70.25	-17.22	-13.0	-57.25	344.00	Vertical	Horizontal	Pass
1880.300	-37.65	-4.03	-13.0	-24.65	105.00	Vertical	Horizontal	N/A
1960.300	-47.61	-4.69	-13.0	-34.61	48.00	Vertical	Horizontal	N/A
4936.600	-46.87	7.16	-13.0	-33.87	80.00	Vertical	Horizontal	Pass
9342.262	-41.24	15.16	-13.0	-28.24	278.00	Vertical	Horizontal	Pass
17385.288	-33.17	22.36	-13.0	-20.17	245.00	Vertical	Horizontal	Pass

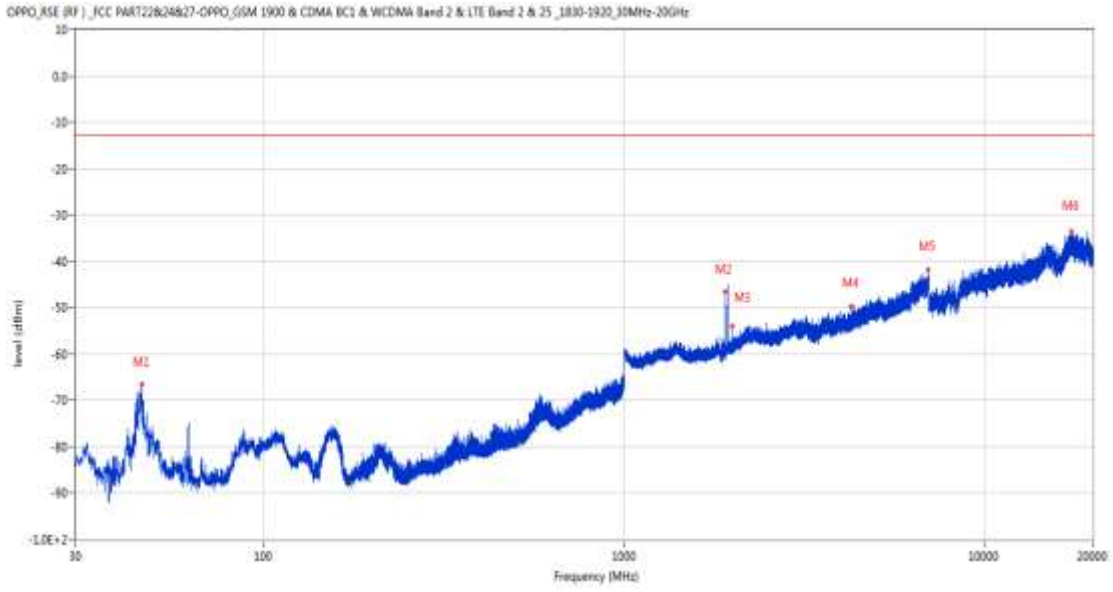
20.3 GSM 1900 High Channel

RSE-H&H GSM 1900 CH810



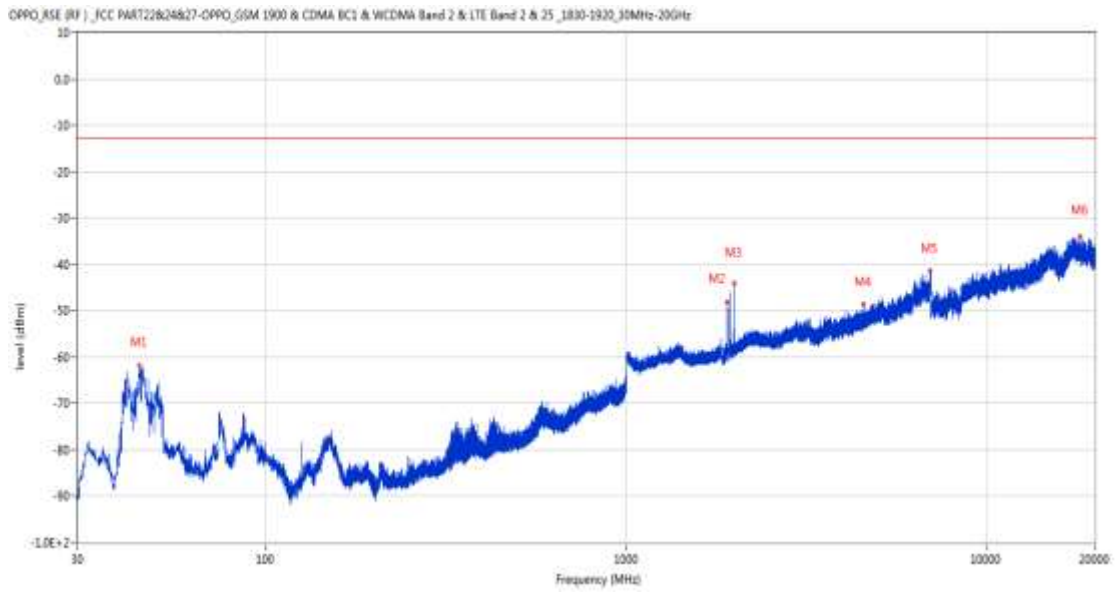
Frequency (MHz)	Result (dBm)	Factor (dB)	PK Limit (dBm)	Over Limit (dB)	Table (o)	ANT	EUT	Verdict
45.229	-67.34	-16.60	-13.0	-54.34	363.00	Horizontal	Horizontal	Pass
1910.200	-46.55	-3.79	-13.0	-33.55	78.00	Horizontal	Horizontal	N/A
1990.100	-53.32	-4.42	-13.0	-40.32	165.00	Horizontal	Horizontal	N/A
4852.400	-47.71	7.13	-13.0	-34.71	203.00	Horizontal	Horizontal	Pass
10492.550	-40.59	16.34	-13.0	-27.59	66.00	Horizontal	Horizontal	Pass
17403.050	-33.87	22.71	-13.0	-20.87	167.00	Horizontal	Horizontal	Pass

RSE-H&V GSM 1900 CH810



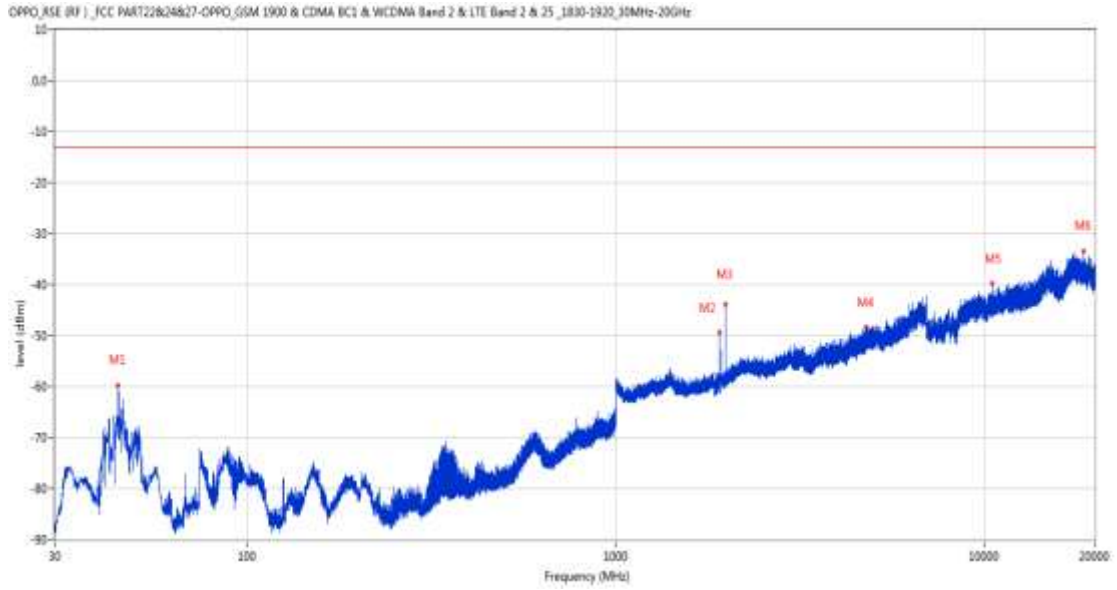
Frequency (MHz)	Result (dBm)	Factor (dB)	PK Limit (dBm)	Over Limit (dB)	Table (o)	ANT	EUT	Verdict
45.908	-66.61	-17.42	-13.0	-53.61	89.00	Horizontal	Vertical	Pass
1910.200	-46.61	-3.79	-13.0	-33.61	336.00	Horizontal	Vertical	N/A
1990.200	-54.01	-4.42	-13.0	-41.01	103.00	Horizontal	Vertical	N/A
4276.400	-49.80	5.60	-13.0	-36.80	200.00	Horizontal	Vertical	Pass
6990.800	-41.85	13.48	-13.0	-28.85	84.00	Horizontal	Vertical	Pass
17457.426	-33.62	21.79	-13.0	-20.62	10.00	Horizontal	Vertical	Pass

RSE-V&V GSM 1900 CH810



Frequency (MHz)	Result (dBm)	Factor (dB)	PK Limit (dBm)	Over Limit (dB)	Table (o)	ANT	EUT	Verdict
44.599	-61.73	-15.60	-13.0	-48.73	351.00	Vertical	Vertical	Pass
1910.100	-48.14	-3.79	-13.0	-35.14	190.00	Vertical	Vertical	N/A
1990.200	-44.18	-4.42	-13.0	-31.18	348.00	Vertical	Vertical	N/A
4550.400	-48.49	6.33	-13.0	-35.49	335.00	Vertical	Vertical	Pass
6982.400	-41.40	13.89	-13.0	-28.40	284.00	Vertical	Vertical	Pass
18230.637	-34.04	21.82	-13.0	-21.04	107.00	Vertical	Vertical	Pass

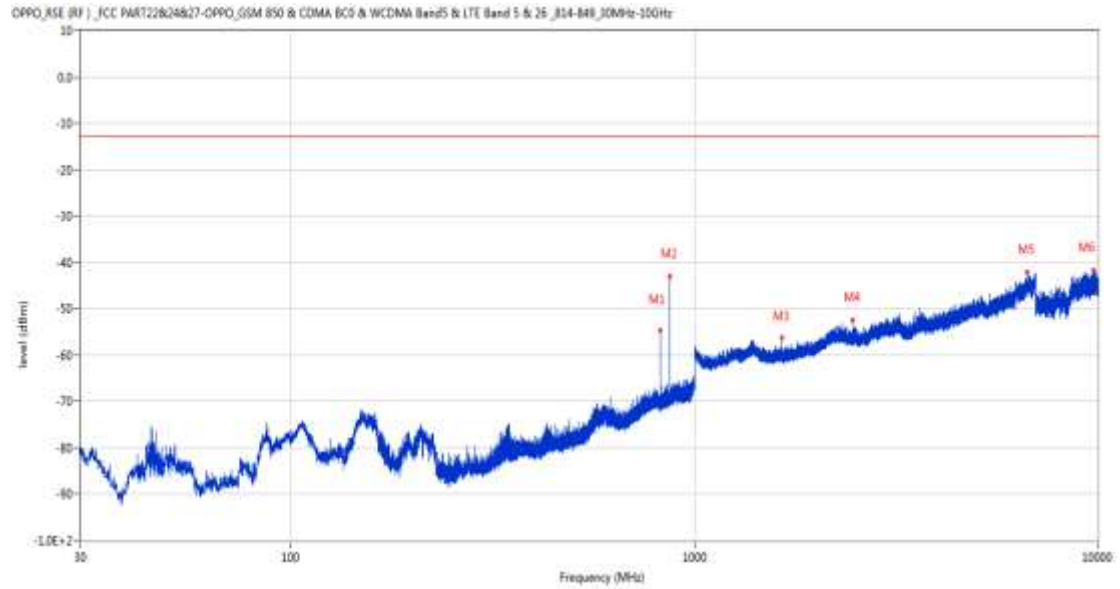
RSE-V&H GSM 1900 CH810



Frequency (MHz)	Result (dBm)	Factor (dB)	PK Limit (dBm)	Over Limit (dB)	Table (o)	ANT	EUT	Verdict
44.550	-59.89	-15.51	-13.0	-46.89	72.00	Vertical	Horizontal	Pass
1910.400	-49.37	-3.79	-13.0	-36.37	117.00	Vertical	Horizontal	N/A
1990.300	-43.97	-4.41	-13.0	-30.97	127.00	Vertical	Horizontal	N/A
4784.800	-48.46	7.34	-13.0	-35.46	157.00	Vertical	Horizontal	Pass
10544.588	-39.85	16.15	-13.0	-26.85	361.00	Vertical	Horizontal	Pass
18638.813	-33.37	24.09	-13.0	-20.37	154.00	Vertical	Horizontal	Pass

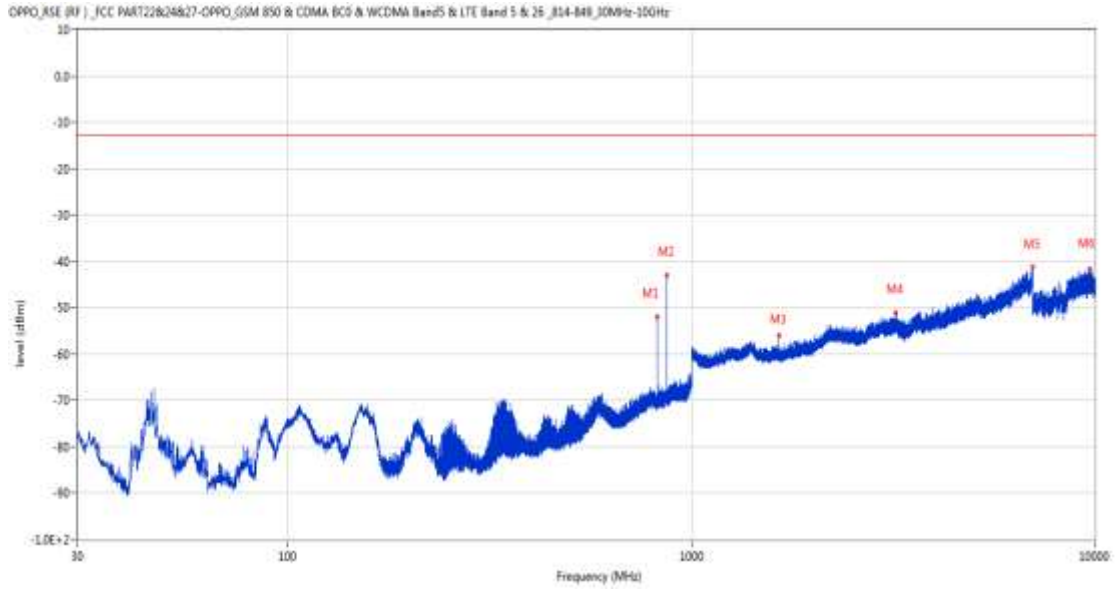
EGPRS
 21 EGPRS 850
 21.1 EGPRS 850 Low Channel

RSE-H&H EGPRS 850 CH128



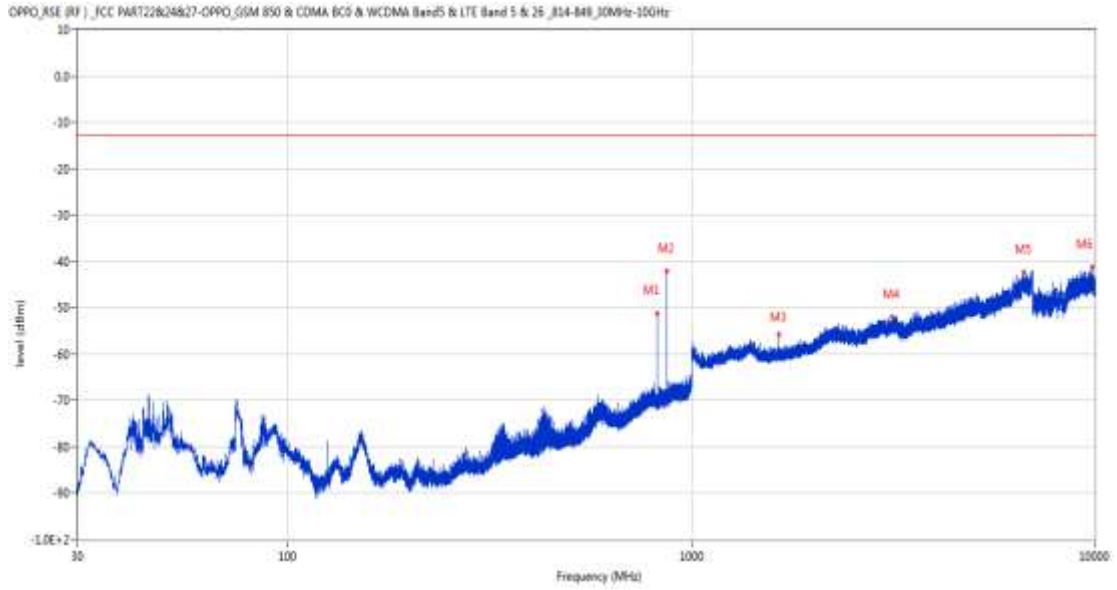
Frequency (MHz)	Result (dBm)	Factor (dB)	PK Limit (dBm)	Over Limit (dB)	Table (o)	ANT	EUT	Verdict
824.188	-54.73	2.22	-13.0	-41.73	146.00	Horizontal	Horizontal	N/A
869.147	-42.99	2.38	-13.0	-29.99	109.00	Horizontal	Horizontal	N/A
1648.800	-56.11	-5.85	-13.0	-43.11	311.00	Horizontal	Horizontal	Pass
2473.000	-52.52	-1.27	-13.0	-39.52	126.00	Horizontal	Horizontal	Pass
6689.600	-42.11	11.86	-13.0	-29.11	116.00	Horizontal	Horizontal	Pass
9750.400	-41.62	16.12	-13.0	-28.62	-3.00	Horizontal	Horizontal	Pass

RSE-H&V EGPRS 850 CH128



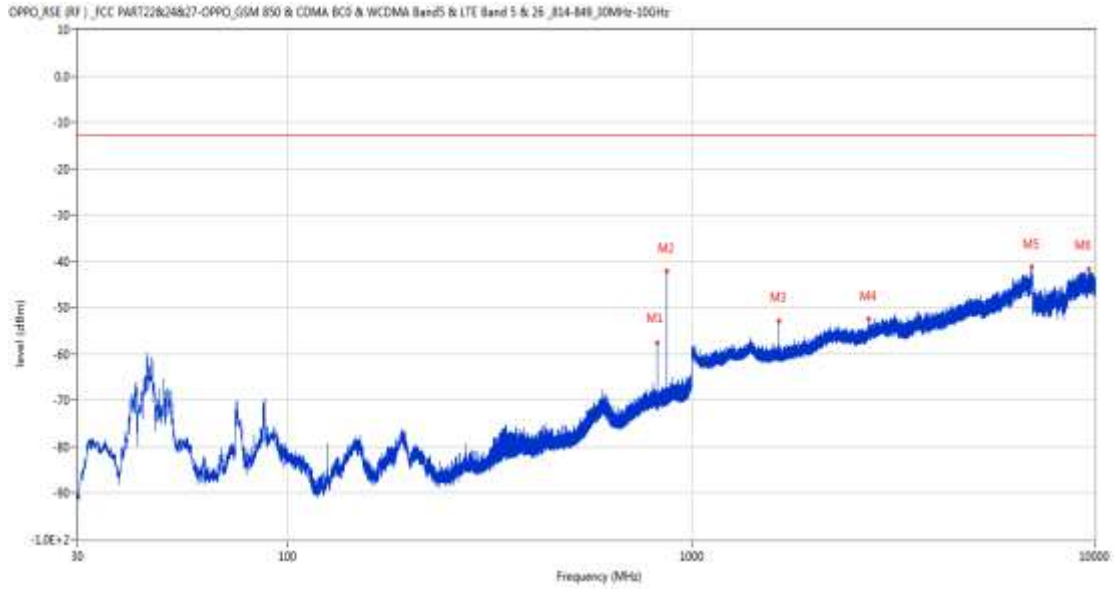
Frequency (MHz)	Result (dBm)	Factor (dB)	PK Limit (dBm)	Over Limit (dB)	Table (o)	ANT	EUT	Verdict
824.139	-51.99	2.22	-13.0	-38.99	230.00	Horizontal	Vertical	N/A
869.196	-42.90	2.38	-13.0	-29.90	119.00	Horizontal	Vertical	N/A
1648.800	-56.11	-5.85	-13.0	-43.11	357.00	Horizontal	Vertical	Pass
3210.600	-50.96	3.51	-13.0	-37.96	143.00	Horizontal	Vertical	Pass
6999.000	-41.21	13.64	-13.0	-28.21	155.00	Horizontal	Vertical	Pass
9701.950	-41.74	16.93	-13.0	-28.74	151.00	Horizontal	Vertical	Pass

RSE-V&V EGPRS 850 CH128



Frequency (MHz)	Result (dBm)	Factor (dB)	PK Limit (dBm)	Over Limit (dB)	Table (o)	ANT	EUT	Verdict
824.236	-51.21	2.22	-13.0	-38.21	129.00	Vertical	Vertical	N/A
869.244	-42.08	2.38	-13.0	-29.08	129.00	Vertical	Vertical	N/A
1648.700	-55.88	-5.85	-13.0	-42.88	19.00	Vertical	Vertical	Pass
3145.000	-51.96	2.16	-13.0	-38.96	360.00	Vertical	Vertical	Pass
6687.000	-42.38	11.96	-13.0	-29.38	108.00	Vertical	Vertical	Pass
9837.700	-41.14	17.00	-13.0	-28.14	233.00	Vertical	Vertical	Pass

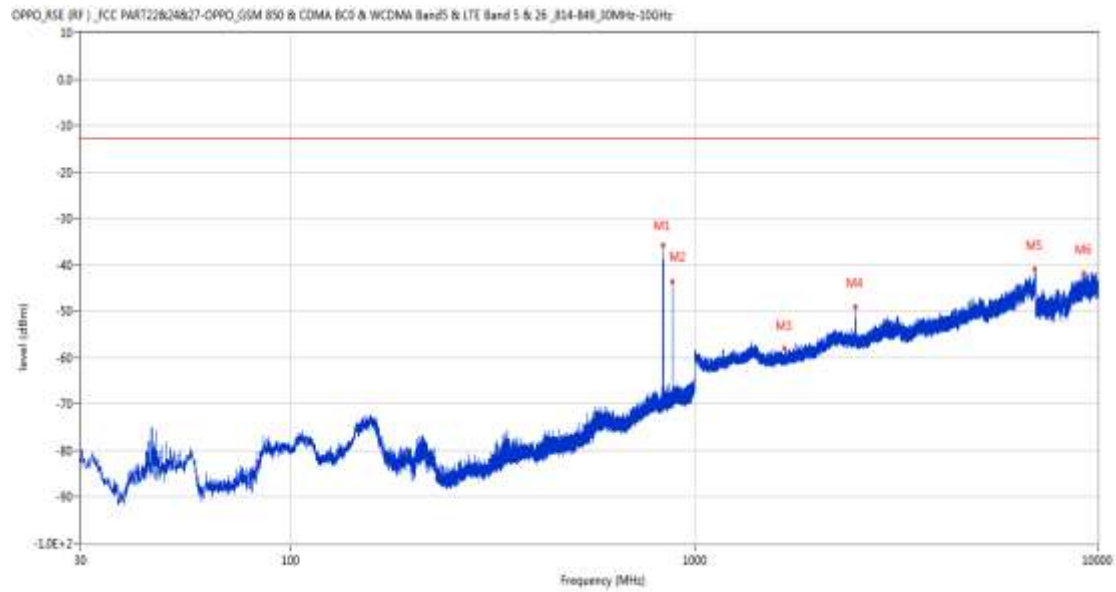
RSE-V&H EGPRS 850 CH128



Frequency (MHz)	Result (dBm)	Factor (dB)	PK Limit (dBm)	Over Limit (dB)	Table (o)	ANT	EUT	Verdict
824.188	-57.49	2.22	-13.0	-44.49	148.00	Vertical	Horizontal	N/A
869.147	-42.16	2.38	-13.0	-29.16	113.00	Vertical	Horizontal	N/A
1648.700	-52.90	-5.85	-13.0	-39.90	357.00	Vertical	Horizontal	Pass
2747.500	-52.48	0.77	-13.0	-39.48	25.00	Vertical	Horizontal	Pass
6978.400	-41.27	13.94	-13.0	-28.27	82.00	Vertical	Horizontal	Pass
9640.300	-41.65	16.25	-13.0	-28.65	-3.00	Vertical	Horizontal	Pass

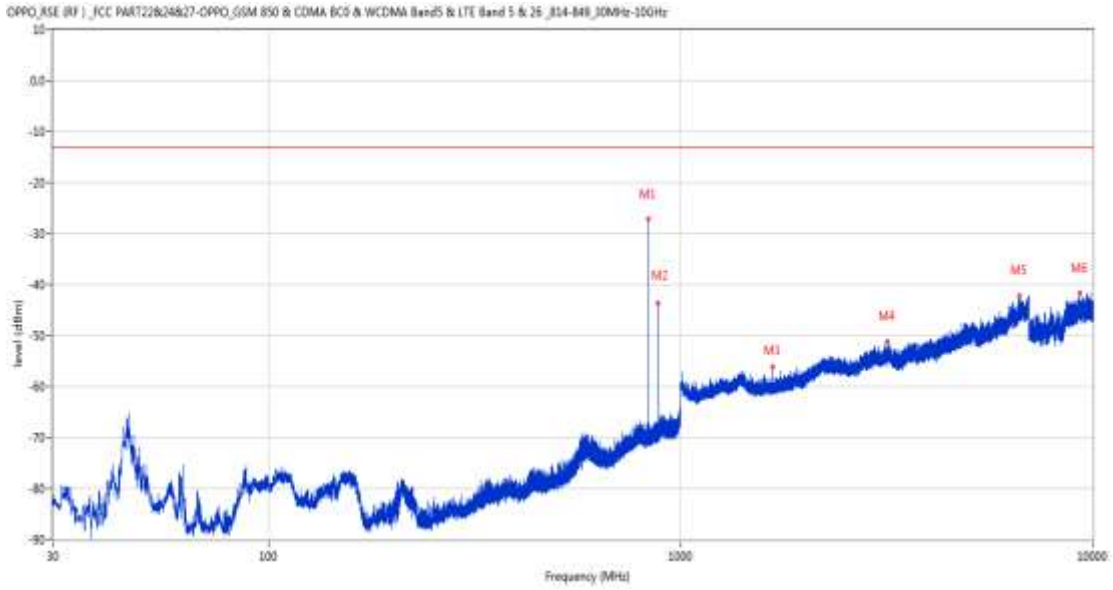
21.2 EGPRS 850 Middle Channel

RSE-H&H EGPRS 850 CH190



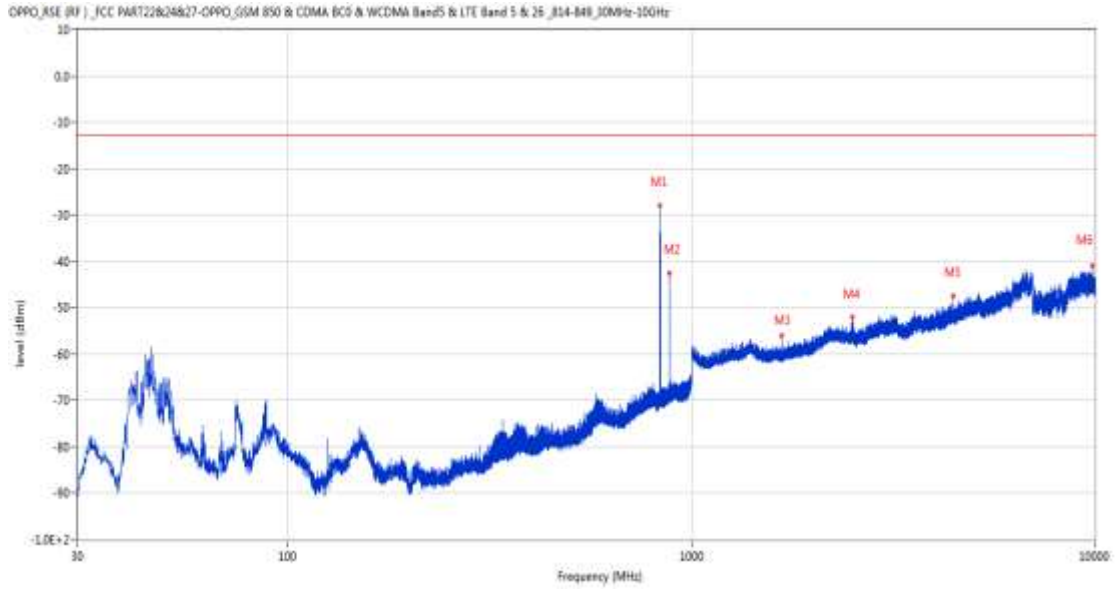
Frequency (MHz)	Result (dBm)	Factor (dB)	PK Limit (dBm)	Over Limit (dB)	Table (o)	ANT	EUT	Verdict
836.604	-35.89	2.59	-13.0	-22.89	3.00	Horizontal	Horizontal	N/A
881.563	-43.72	2.80	-13.0	-30.72	131.00	Horizontal	Horizontal	N/A
1673.500	-57.97	-5.84	-13.0	-44.97	27.00	Horizontal	Horizontal	Pass
2510.300	-49.11	-1.00	-13.0	-36.11	5.00	Horizontal	Horizontal	Pass
6985.600	-40.90	13.70	-13.0	-27.90	110.00	Horizontal	Horizontal	Pass
9228.401	-41.94	15.31	-13.0	-28.94	0.00	Horizontal	Horizontal	Pass

RSE-H&V EGPRS 850 CH190



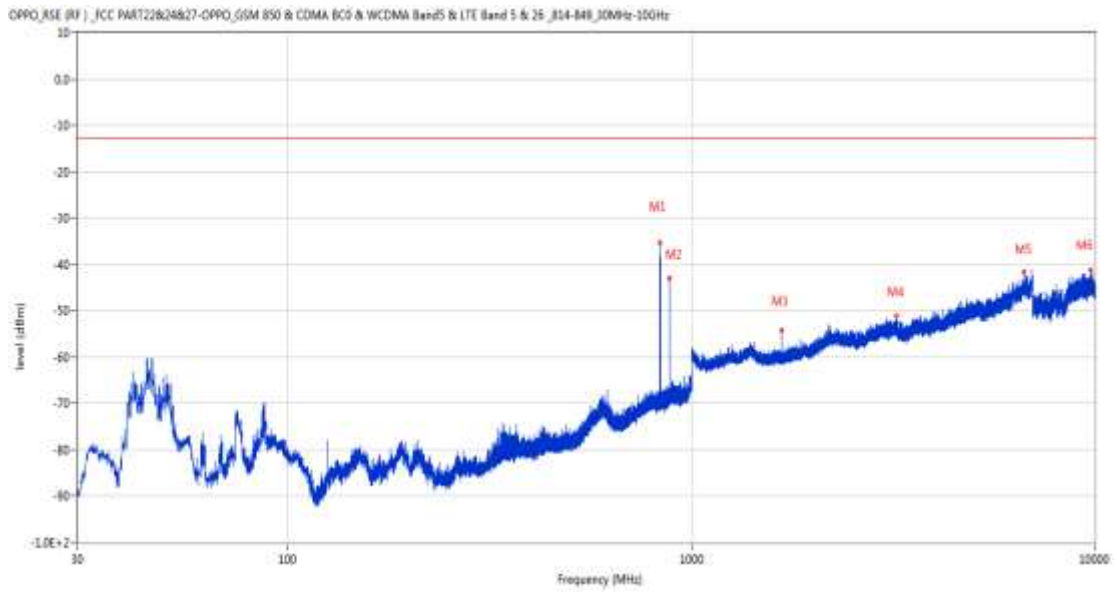
Frequency (MHz)	Result (dBm)	Factor (dB)	PK Limit (dBm)	Over Limit (dB)	Table (o)	ANT	EUT	Verdict
836.604	-27.20	2.59	-13.0	-14.20	211.00	Horizontal	Vertical	N/A
881.660	-43.61	2.81	-13.0	-30.61	142.00	Horizontal	Vertical	N/A
1673.700	-56.06	-5.82	-13.0	-43.06	347.00	Horizontal	Vertical	Pass
3180.600	-51.29	2.57	-13.0	-38.29	155.00	Horizontal	Vertical	Pass
6642.400	-42.25	11.89	-13.0	-29.25	100.00	Horizontal	Vertical	Pass
9287.800	-41.56	15.28	-13.0	-28.56	171.00	Horizontal	Vertical	Pass

RSE-V&V EGPRS 850 CH190



Frequency (MHz)	Result (dBm)	Factor (dB)	PK Limit (dBm)	Over Limit (dB)	Table (o)	ANT	EUT	Verdict
836.604	-27.84	2.59	-13.0	-14.84	281.00	Vertical	Vertical	N/A
881.612	-42.62	2.81	-13.0	-29.62	213.00	Vertical	Vertical	N/A
1673.500	-55.93	-5.84	-13.0	-42.93	7.00	Vertical	Vertical	Pass
2510.400	-52.05	-1.02	-13.0	-39.05	294.00	Vertical	Vertical	Pass
4467.600	-47.47	6.83	-13.0	-34.47	341.00	Vertical	Vertical	Pass
9869.050	-40.92	16.10	-13.0	-27.92	250.00	Vertical	Vertical	Pass

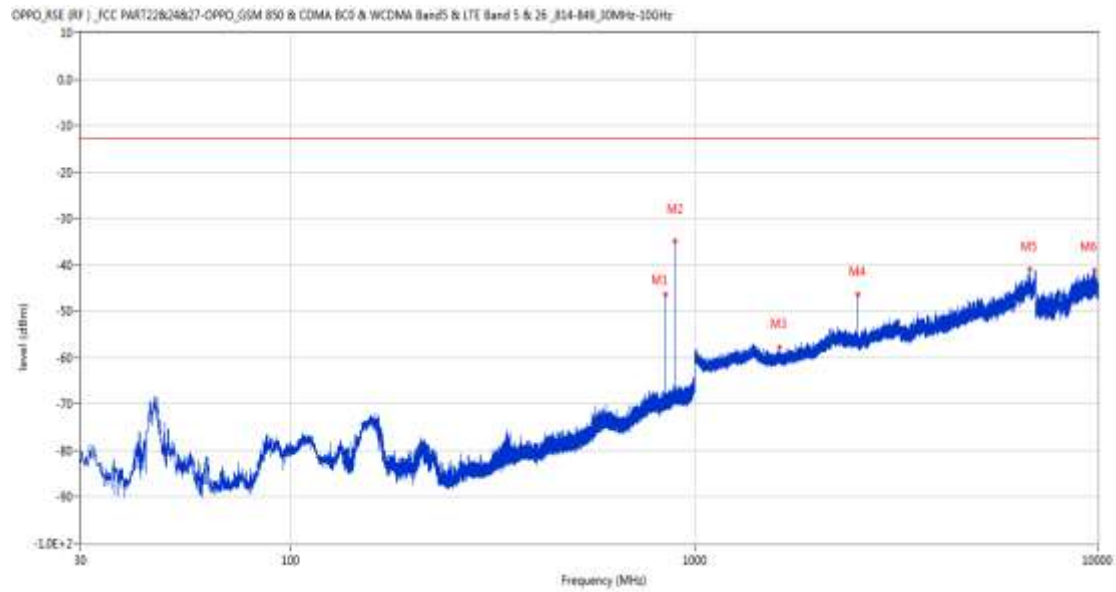
RSE-V&H EGPRS 850 CH190



Frequency (MHz)	Result (dBm)	Factor (dB)	PK Limit (dBm)	Over Limit (dB)	Table (o)	ANT	EUT	Verdict
836.604	-35.25	2.59	-13.0	-22.25	71.00	Vertical	Horizontal	N/A
881.660	-42.90	2.81	-13.0	-29.90	193.00	Vertical	Horizontal	N/A
1673.500	-54.26	-5.84	-13.0	-41.26	274.00	Vertical	Horizontal	Pass
3217.600	-51.16	3.93	-13.0	-38.16	247.00	Vertical	Horizontal	Pass
6681.000	-41.73	11.79	-13.0	-28.73	247.00	Vertical	Horizontal	Pass
9749.950	-41.15	16.12	-13.0	-28.15	0.00	Vertical	Horizontal	Pass

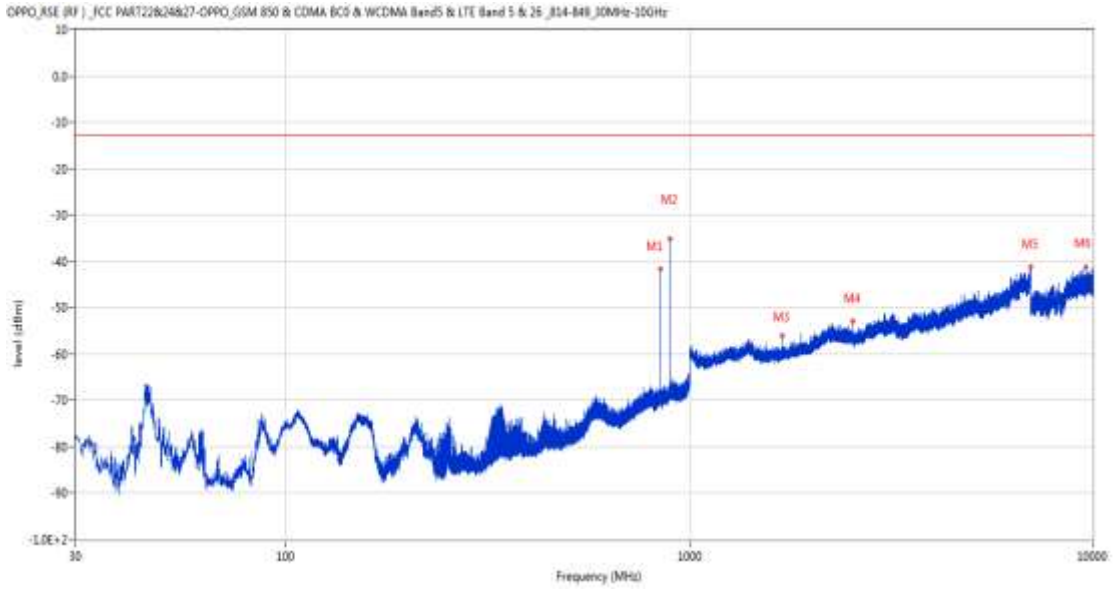
21.3 EGPRS 850 High Channel

RSE-H&H EGPRS 850 CH251



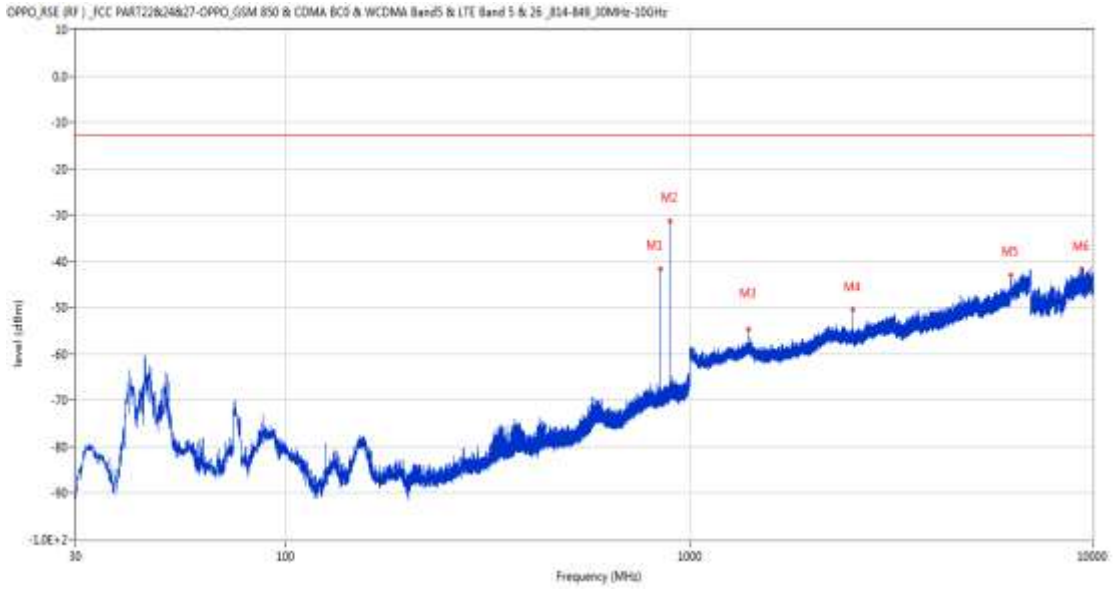
Frequency (MHz)	Result (dBm)	Factor (dB)	PK Limit (dBm)	Over Limit (dB)	Table (o)	ANT	EUT	Verdict
848.825	-46.40	2.47	-13.0	-33.40	263.00	Horizontal	Horizontal	N/A
893.785	-34.81	3.53	-13.0	-21.81	43.00	Horizontal	Horizontal	N/A
1622.900	-57.76	-5.75	-13.0	-44.76	189.00	Horizontal	Horizontal	Pass
2546.800	-46.25	-1.29	-13.0	-33.25	127.00	Horizontal	Horizontal	Pass
6777.800	-40.86	11.88	-13.0	-27.86	80.00	Horizontal	Horizontal	Pass
9793.150	-41.19	16.30	-13.0	-28.19	0.00	Horizontal	Horizontal	Pass

RSE-H&V EGPRS 850 CH251



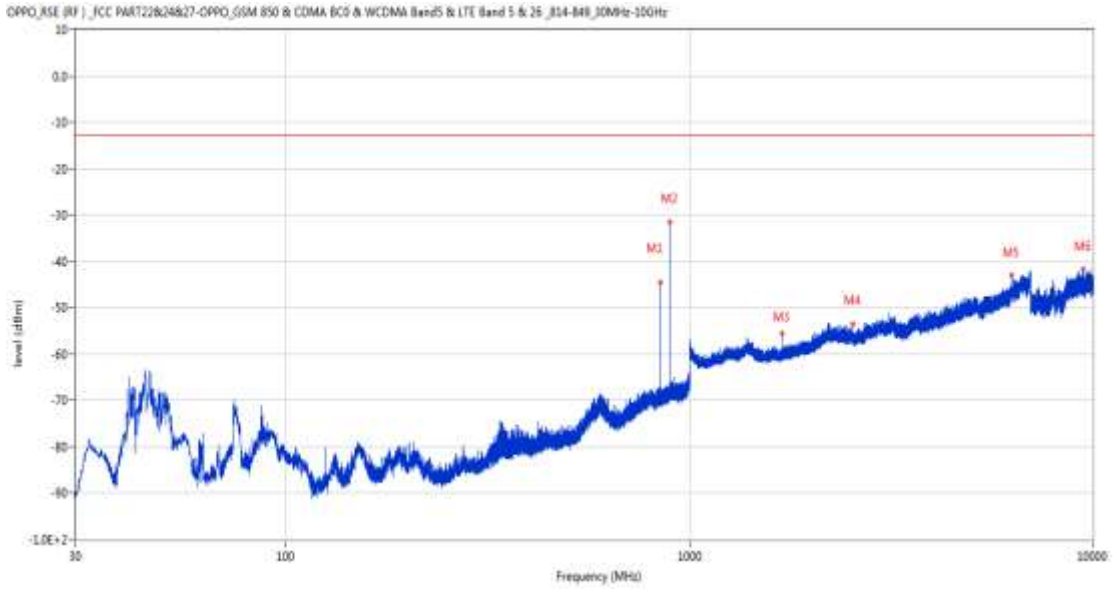
Frequency (MHz)	Result (dBm)	Factor (dB)	PK Limit (dBm)	Over Limit (dB)	Table (o)	ANT	EUT	Verdict
848.825	-41.68	2.47	-13.0	-28.68	218.00	Horizontal	Vertical	N/A
893.833	-35.07	3.53	-13.0	-22.07	11.00	Horizontal	Vertical	N/A
1697.900	-56.03	-5.63	-13.0	-43.03	179.00	Horizontal	Vertical	Pass
2546.800	-52.87	-1.29	-13.0	-39.87	141.00	Horizontal	Vertical	Pass
6996.400	-41.21	13.58	-13.0	-28.21	199.00	Horizontal	Vertical	Pass
9623.050	-41.11	16.34	-13.0	-28.11	-3.00	Horizontal	Vertical	Pass

RSE-V&V EGPRS 850 CH251



Frequency (MHz)	Result (dBm)	Factor (dB)	PK Limit (dBm)	Over Limit (dB)	Table (o)	ANT	EUT	Verdict
848.777	-41.68	2.47	-13.0	-28.68	270.00	Vertical	Vertical	N/A
893.785	-31.21	3.53	-13.0	-18.21	180.00	Vertical	Vertical	N/A
1398.900	-54.66	-3.44	-13.0	-41.66	114.00	Vertical	Vertical	Pass
2546.600	-50.40	-1.29	-13.0	-37.40	0.00	Vertical	Vertical	Pass
6273.200	-43.00	11.14	-13.0	-30.00	293.00	Vertical	Vertical	Pass
9375.400	-41.67	15.32	-13.0	-28.67	307.00	Vertical	Vertical	Pass

RSE-V&H EGPRS 850 CH251

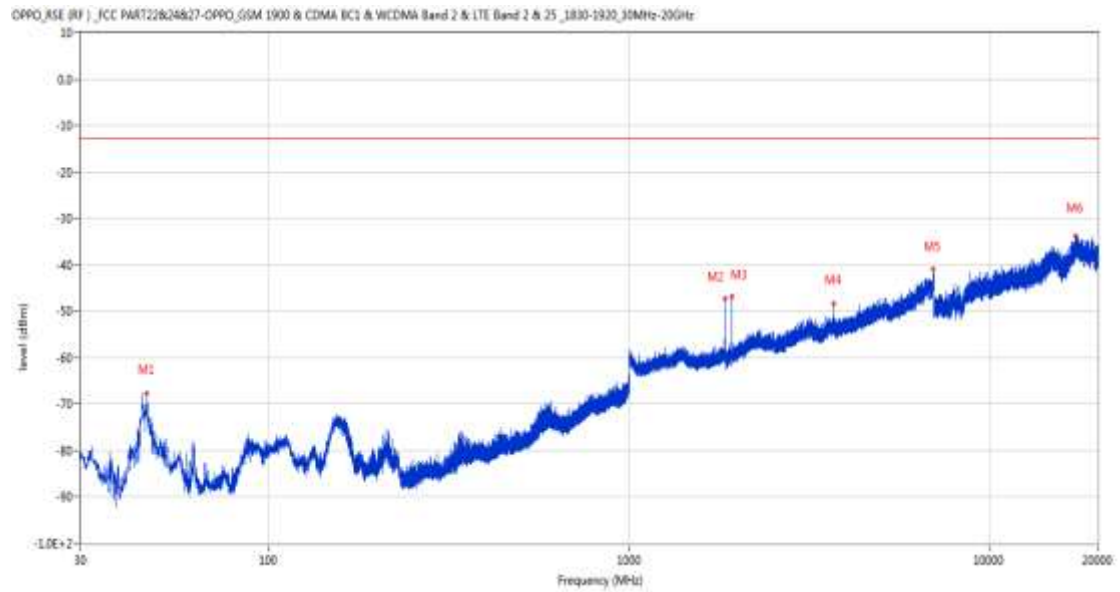


Frequency (MHz)	Result (dBm)	Factor (dB)	PK Limit (dBm)	Over Limit (dB)	Table (o)	ANT	EUT	Verdict
848.777	-44.55	2.47	-13.0	-31.55	221.00	Vertical	Horizontal	N/A
893.737	-31.47	3.53	-13.0	-18.47	179.00	Vertical	Horizontal	N/A
1698.500	-55.55	-5.65	-13.0	-42.55	0.00	Vertical	Horizontal	Pass
2547.000	-53.52	-1.29	-13.0	-40.52	70.00	Vertical	Horizontal	Pass
6287.400	-43.01	11.42	-13.0	-30.01	204.00	Vertical	Horizontal	Pass
9459.250	-41.63	16.54	-13.0	-28.63	0.00	Vertical	Horizontal	Pass

22 EGPRS 1900

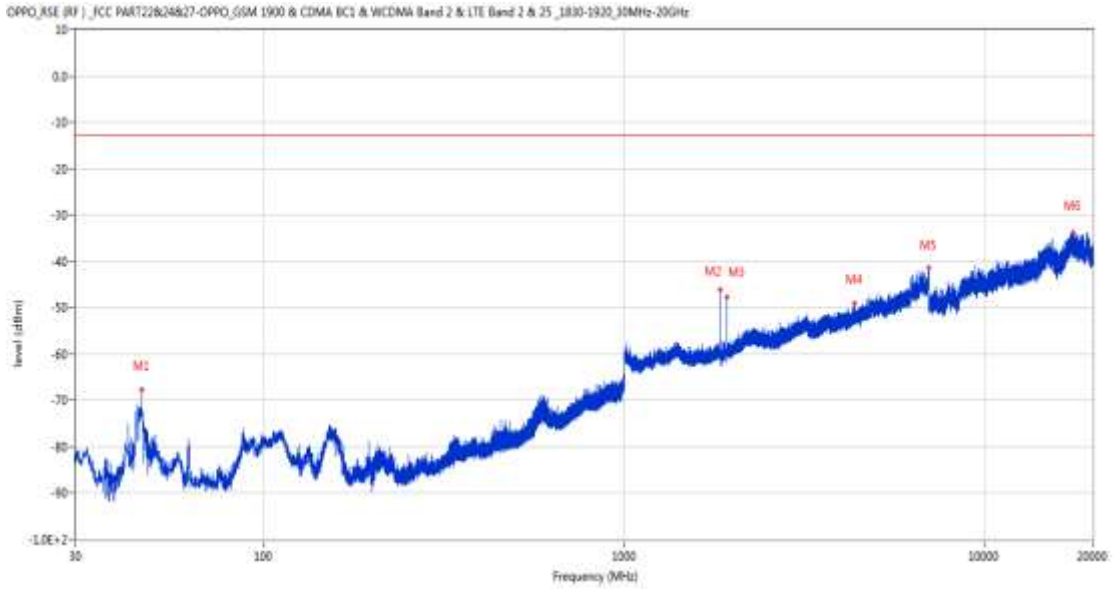
22.1 EGPRS 1900 Low Channel

RSE-H&H EGPRS 1900 CH512



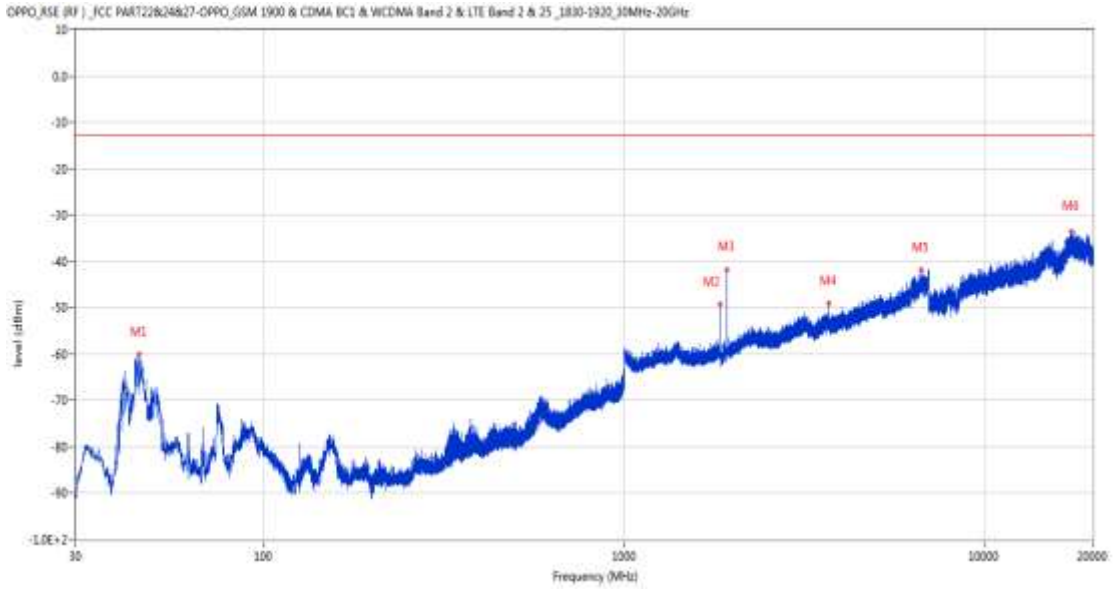
Frequency (MHz)	Result (dBm)	Factor (dB)	PK Limit (dBm)	Over Limit (dB)	Table (o)	ANT	EUT	Verdict
45.908	-67.57	-17.42	-13.0	-54.57	363.00	Horizontal	Horizontal	Pass
1850.600	-47.28	-4.40	-13.0	-34.28	165.00	Horizontal	Horizontal	N/A
1930.700	-46.89	-3.80	-13.0	-33.89	165.00	Horizontal	Horizontal	N/A
3700.800	-48.32	4.96	-13.0	-35.32	119.00	Horizontal	Horizontal	Pass
6983.600	-40.99	13.84	-13.0	-27.99	39.00	Horizontal	Horizontal	Pass
17326.199	-33.80	21.08	-13.0	-20.80	361.00	Horizontal	Horizontal	Pass

RSE-H&V EGPRS 1900 CH512



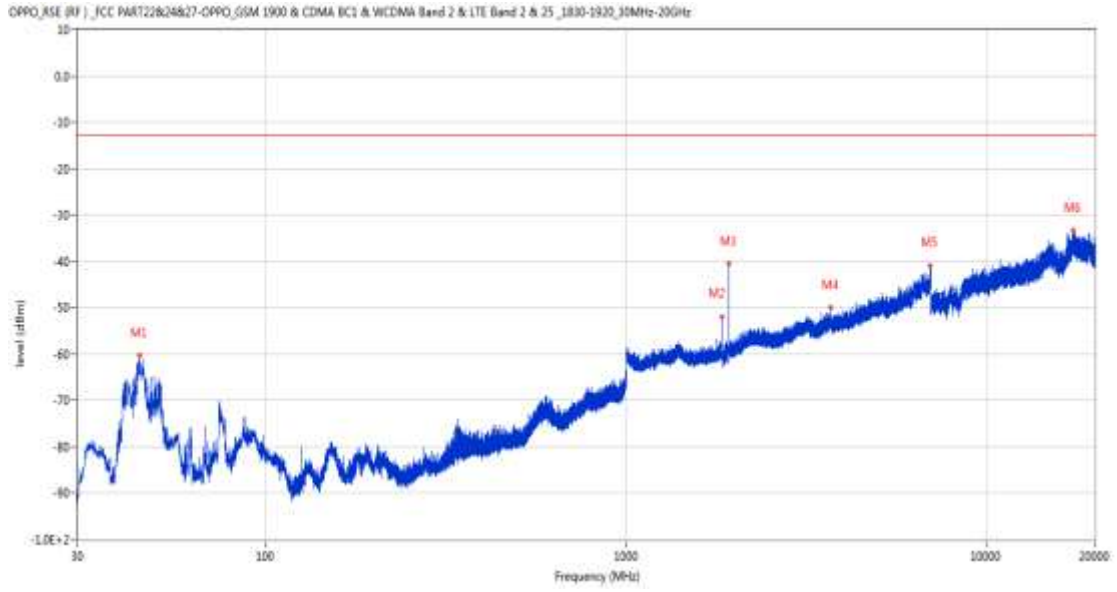
Frequency (MHz)	Result (dBm)	Factor (dB)	PK Limit (dBm)	Over Limit (dB)	Table (o)	ANT	EUT	Verdict
45.811	-67.60	-17.30	-13.0	-54.60	75.00	Horizontal	Vertical	Pass
1850.500	-46.19	-4.40	-13.0	-33.19	171.00	Horizontal	Vertical	N/A
1930.600	-47.66	-3.80	-13.0	-34.66	171.00	Horizontal	Vertical	N/A
4356.800	-49.08	6.94	-13.0	-36.08	200.00	Horizontal	Vertical	Pass
6997.200	-41.49	13.61	-13.0	-28.49	23.00	Horizontal	Vertical	Pass
17582.125	-33.80	22.17	-13.0	-20.80	22.00	Horizontal	Vertical	Pass

RSE-V&V EGPRS 1900 CH512



Frequency (MHz)	Result (dBm)	Factor (dB)	PK Limit (dBm)	Over Limit (dB)	Table (o)	ANT	EUT	Verdict
45.181	-59.95	-16.54	-13.0	-46.95	158.00	Vertical	Vertical	Pass
1850.700	-49.33	-4.40	-13.0	-36.33	189.00	Vertical	Vertical	N/A
1930.700	-41.75	-3.80	-13.0	-28.75	2.00	Vertical	Vertical	N/A
3700.800	-48.99	4.96	-13.0	-35.99	283.00	Vertical	Vertical	Pass
6684.400	-41.83	11.98	-13.0	-28.83	235.00	Vertical	Vertical	Pass
17381.300	-33.56	22.26	-13.0	-20.56	193.00	Vertical	Vertical	Pass

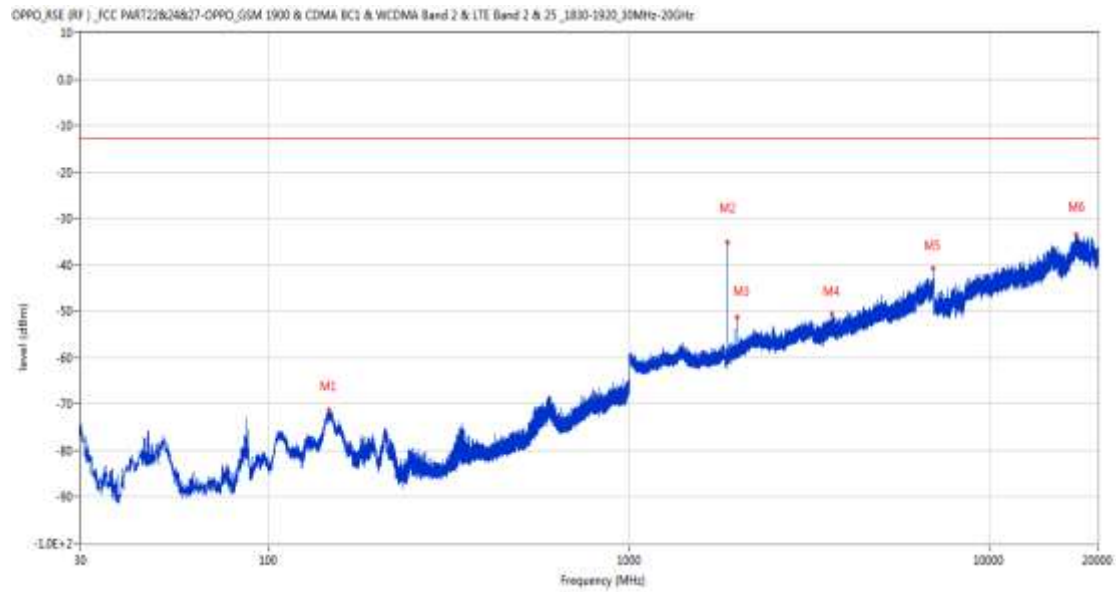
RSE-V&H EGPRS 1900 CH512



Frequency (MHz)	Result (dBm)	Factor (dB)	PK Limit (dBm)	Over Limit (dB)	Table (o)	ANT	EUT	Verdict
44.550	-60.28	-15.51	-13.0	-47.28	17.00	Vertical	Horizontal	Pass
1850.600	-52.03	-4.40	-13.0	-39.03	107.00	Vertical	Horizontal	N/A
1930.600	-40.46	-3.80	-13.0	-27.46	128.00	Vertical	Horizontal	N/A
3700.800	-50.00	4.96	-13.0	-37.00	214.00	Vertical	Horizontal	Pass
6986.000	-40.98	13.70	-13.0	-27.98	179.00	Vertical	Horizontal	Pass
17381.663	-33.41	22.27	-13.0	-20.41	154.00	Vertical	Horizontal	Pass

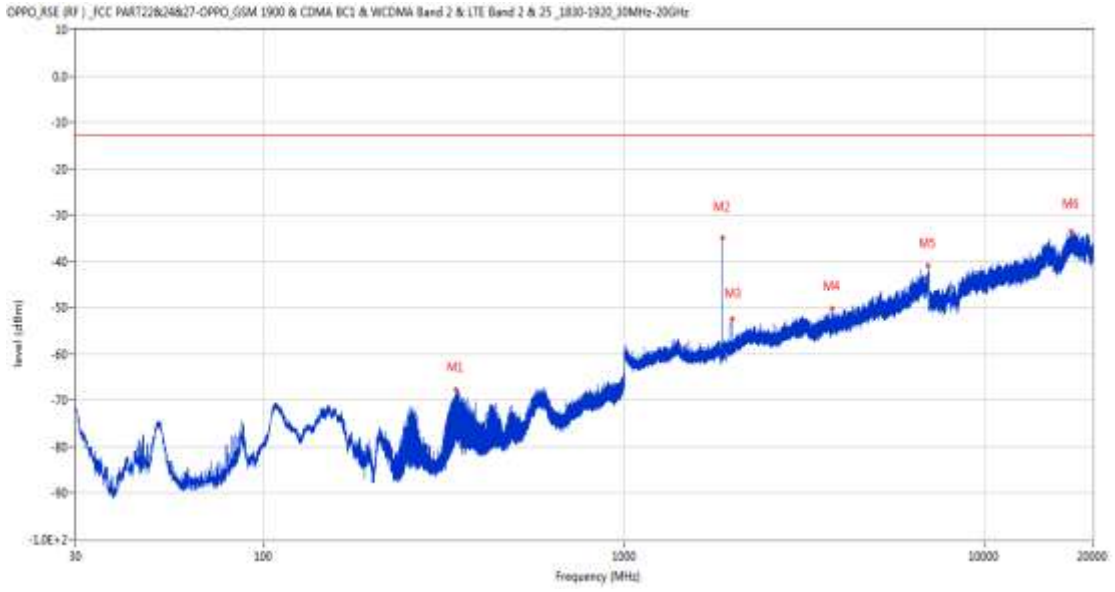
22.2 EGPRS 1900 Middle Channel

RSE-H&H EGPRS 1900 CH661



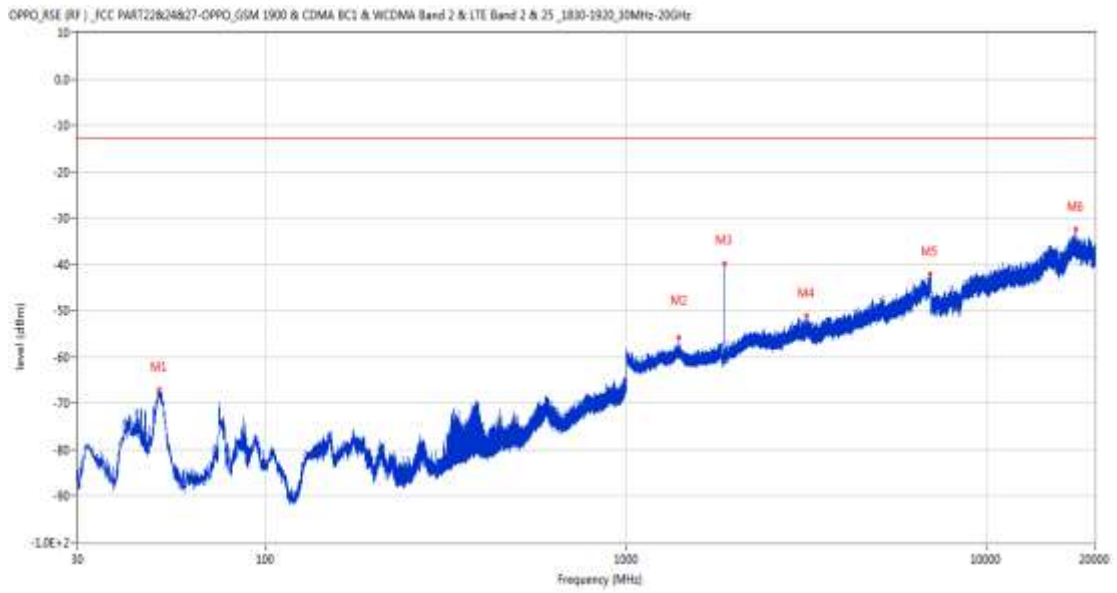
Frequency (MHz)	Result (dBm)	Factor (dB)	PK Limit (dBm)	Over Limit (dB)	Table (o)	ANT	EUT	Verdict
146.497	-71.34	-15.66	-13.0	-58.34	130.00	Horizontal	Horizontal	Pass
1880.400	-35.20	-4.03	-13.0	-22.20	122.00	Horizontal	Horizontal	N/A
1990.200	-51.39	-4.42	-13.0	-38.39	216.00	Horizontal	Horizontal	N/A
3651.200	-50.52	4.44	-13.0	-37.52	239.00	Horizontal	Horizontal	Pass
6974.600	-40.73	13.71	-13.0	-27.73	211.00	Horizontal	Horizontal	Pass
17466.849	-33.45	21.73	-13.0	-20.45	33.00	Horizontal	Horizontal	Pass

RSE-H&V EGPRS 1900 CH661



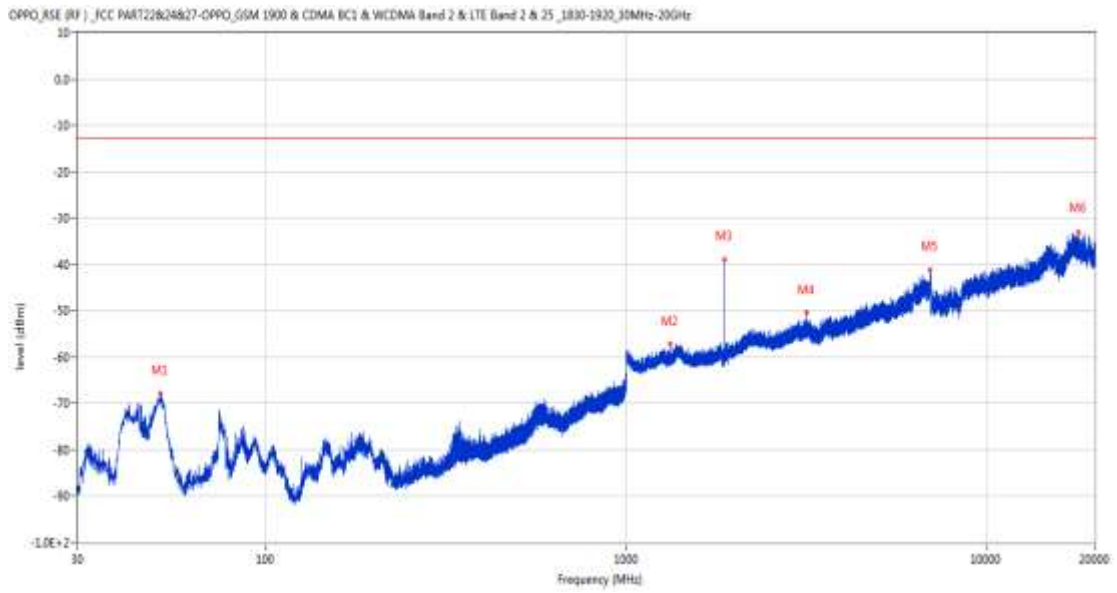
Frequency (MHz)	Result (dBm)	Factor (dB)	PK Limit (dBm)	Over Limit (dB)	Table (o)	ANT	EUT	Verdict
341.661	-67.69	-10.39	-13.0	-54.69	69.00	Horizontal	Vertical	Pass
1880.300	-34.88	-4.03	-13.0	-21.88	157.00	Horizontal	Vertical	N/A
1990.200	-52.36	-4.42	-13.0	-39.36	197.00	Horizontal	Vertical	N/A
3785.600	-50.23	3.94	-13.0	-37.23	0.00	Horizontal	Vertical	Pass
6992.200	-41.05	13.56	-13.0	-28.05	261.00	Horizontal	Vertical	Pass
17416.462	-33.49	22.66	-13.0	-20.49	15.00	Horizontal	Vertical	Pass

RSE-V&V EGPRS 1900 CH661



Frequency (MHz)	Result (dBm)	Factor (dB)	PK Limit (dBm)	Over Limit (dB)	Table (o)	ANT	EUT	Verdict
50.564	-67.08	-15.88	-13.0	-54.08	92.00	Vertical	Vertical	Pass
1403.400	-55.87	-3.89	-13.0	-42.87	37.00	Vertical	Vertical	Pass
1880.400	-39.73	-4.03	-13.0	-26.73	152.00	Vertical	Vertical	N/A
3176.400	-51.09	2.74	-13.0	-38.09	213.00	Vertical	Vertical	Pass
6980.200	-42.01	13.82	-13.0	-29.01	229.00	Vertical	Vertical	Pass
17710.813	-32.32	21.45	-13.0	-19.32	354.00	Vertical	Vertical	Pass

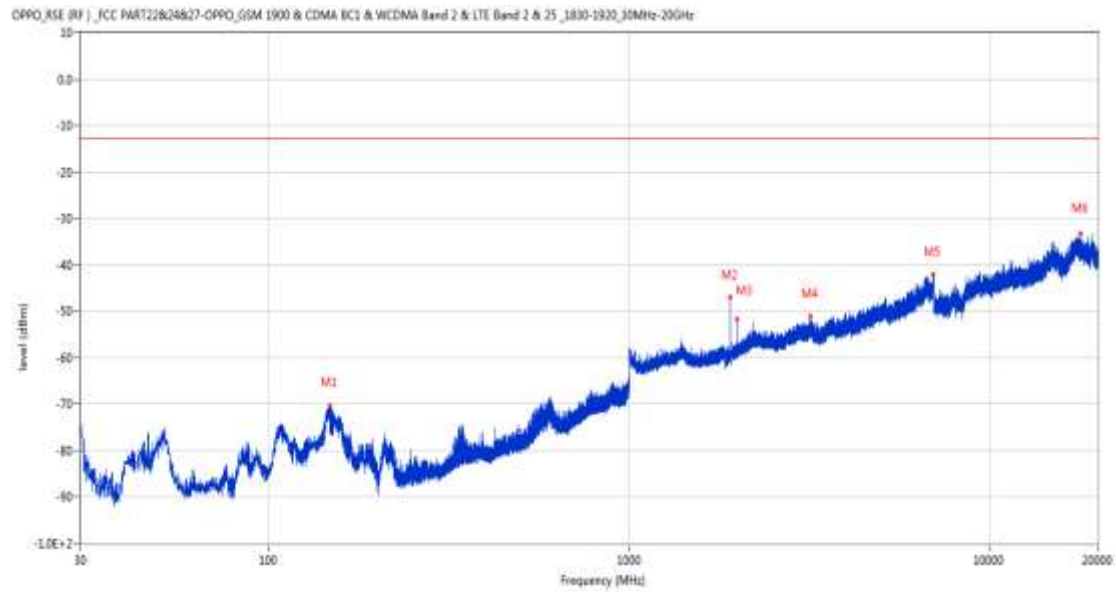
RSE-V&H EGPRS 1900 CH661



Frequency (MHz)	Result (dBm)	Factor (dB)	PK Limit (dBm)	Over Limit (dB)	Table (o)	ANT	EUT	Verdict
50.904	-67.95	-15.90	-13.0	-54.95	114.00	Vertical	Horizontal	Pass
1326.200	-57.23	-5.34	-13.0	-44.23	192.00	Vertical	Horizontal	Pass
1880.500	-38.98	-4.03	-13.0	-25.98	149.00	Vertical	Horizontal	N/A
3164.000	-50.33	3.20	-13.0	-37.33	196.00	Vertical	Horizontal	Pass
6975.000	-41.22	13.72	-13.0	-28.22	347.00	Vertical	Horizontal	Pass
17969.275	-33.15	22.36	-13.0	-20.15	199.00	Vertical	Horizontal	Pass

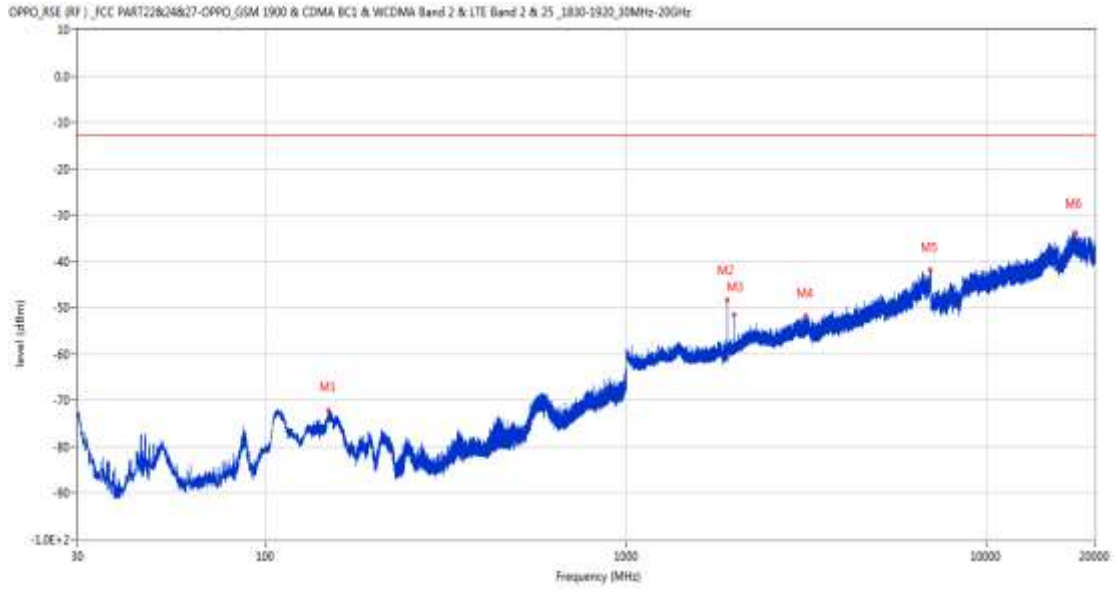
22.3 EGPRS 1900 High Channel

RSE-H&H EGPRS 1900 CH810



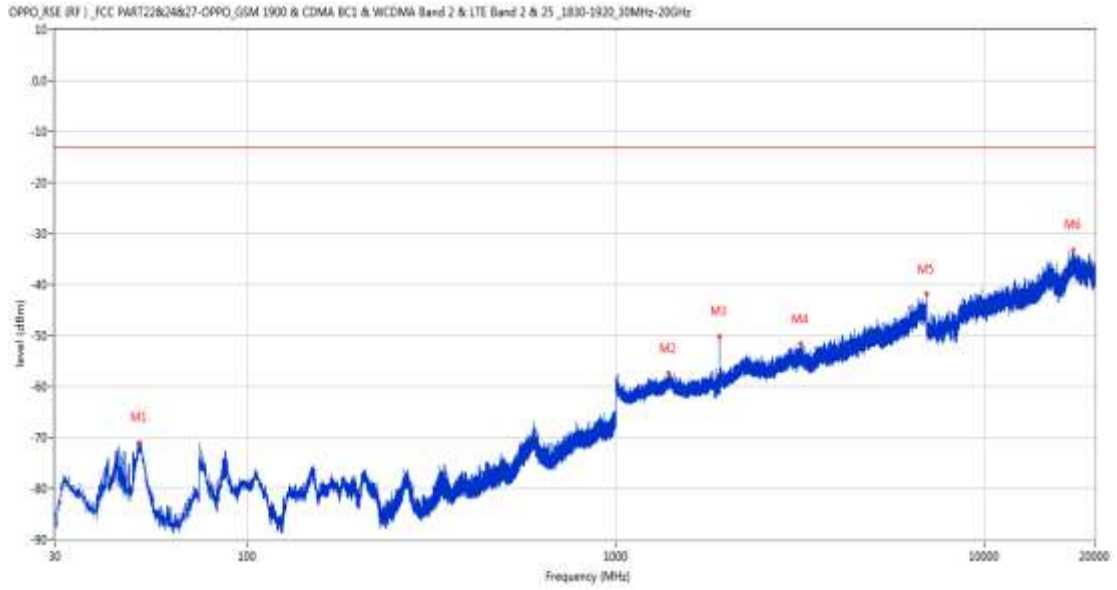
Frequency (MHz)	Result (dBm)	Factor (dB)	PK Limit (dBm)	Over Limit (dB)	Table (o)	ANT	EUT	Verdict
147.904	-70.30	-15.40	-13.0	-57.30	0.00	Horizontal	Horizontal	Pass
1910.300	-47.12	-3.79	-13.0	-34.12	149.00	Horizontal	Horizontal	N/A
1990.500	-51.75	-4.40	-13.0	-38.75	202.00	Horizontal	Horizontal	N/A
3192.000	-51.17	2.75	-13.0	-38.17	280.00	Horizontal	Horizontal	Pass
6968.200	-42.11	13.41	-13.0	-29.11	286.00	Horizontal	Horizontal	Pass
17863.062	-33.27	22.15	-13.0	-20.27	71.00	Horizontal	Horizontal	Pass

RSE-H&V EGPRS 1900 CH810



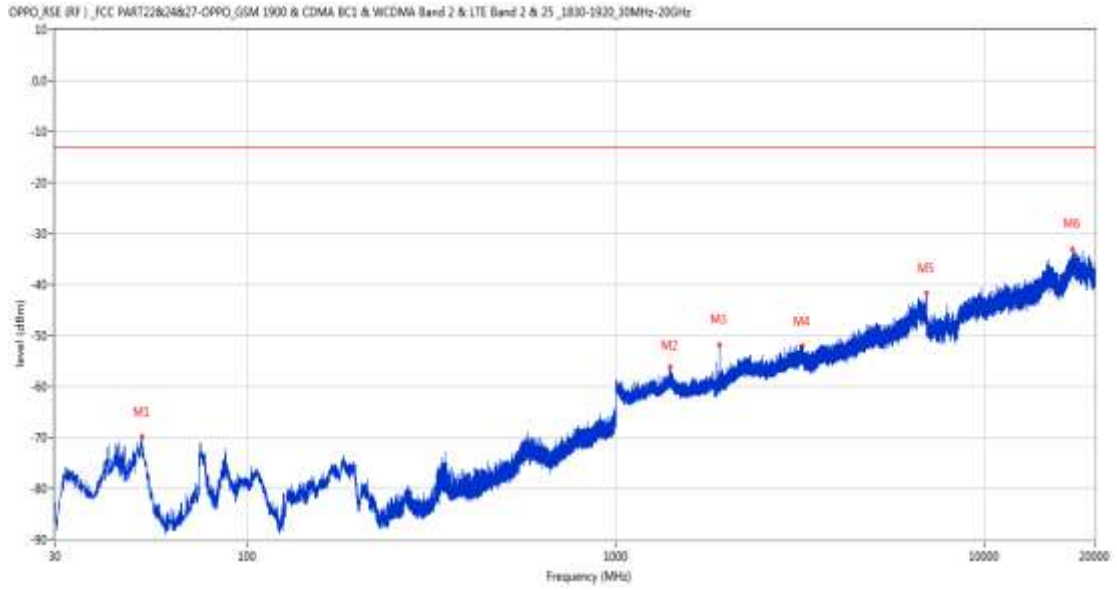
Frequency (MHz)	Result (dBm)	Factor (dB)	PK Limit (dBm)	Over Limit (dB)	Table (o)	ANT	EUT	Verdict
149.698	-72.23	-15.02	-13.0	-59.23	-3.00	Horizontal	Vertical	Pass
1910.300	-48.47	-3.79	-13.0	-35.47	199.00	Horizontal	Vertical	N/A
1990.200	-51.48	-4.42	-13.0	-38.48	226.00	Horizontal	Vertical	N/A
3147.000	-51.84	2.26	-13.0	-38.84	73.00	Horizontal	Vertical	Pass
6986.800	-41.95	13.70	-13.0	-28.95	80.00	Horizontal	Vertical	Pass
17592.637	-33.85	22.05	-13.0	-20.85	9.00	Horizontal	Vertical	Pass

RSE-V&V EGPRS 1900 CH810



Frequency (MHz)	Result (dBm)	Factor (dB)	PK Limit (dBm)	Over Limit (dB)	Table (o)	ANT	EUT	Verdict
50.904	-70.99	-15.90	-13.0	-57.99	157.00	Vertical	Vertical	Pass
1390.400	-57.42	-4.11	-13.0	-44.42	286.00	Vertical	Vertical	Pass
1910.200	-50.23	-3.79	-13.0	-37.23	197.00	Vertical	Vertical	N/A
3177.600	-51.73	2.63	-13.0	-38.73	305.00	Vertical	Vertical	Pass
6998.400	-41.86	13.63	-13.0	-28.86	285.00	Vertical	Vertical	Pass
17444.739	-33.26	22.05	-13.0	-20.26	243.00	Vertical	Vertical	Pass

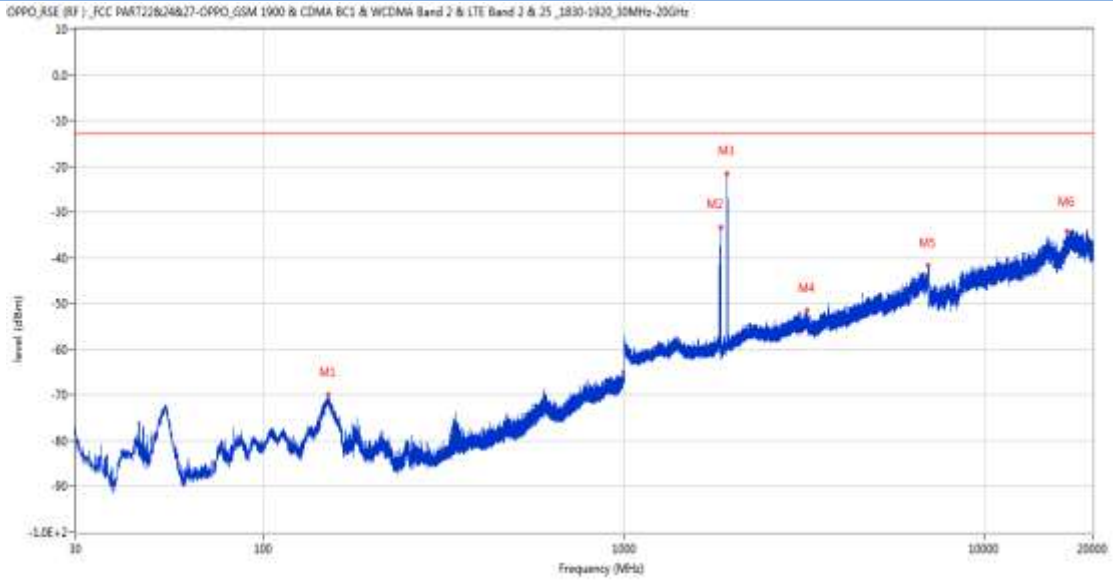
RSE-V&H EGPRS 1900 CH810



Frequency (MHz)	Result (dBm)	Factor (dB)	PK Limit (dBm)	Over Limit (dB)	Table (o)	ANT	EUT	Verdict
51.776	-69.88	-15.94	-13.0	-56.88	79.00	Vertical	Horizontal	Pass
1408.600	-56.17	-4.17	-13.0	-43.17	0.00	Vertical	Horizontal	Pass
1910.300	-51.83	-3.79	-13.0	-38.83	153.00	Vertical	Horizontal	N/A
3209.800	-52.12	3.40	-13.0	-39.12	278.00	Vertical	Horizontal	Pass
6987.800	-41.64	13.60	-13.0	-28.64	251.00	Vertical	Horizontal	Pass
17383.113	-33.11	22.30	-13.0	-20.11	344.00	Vertical	Horizontal	Pass

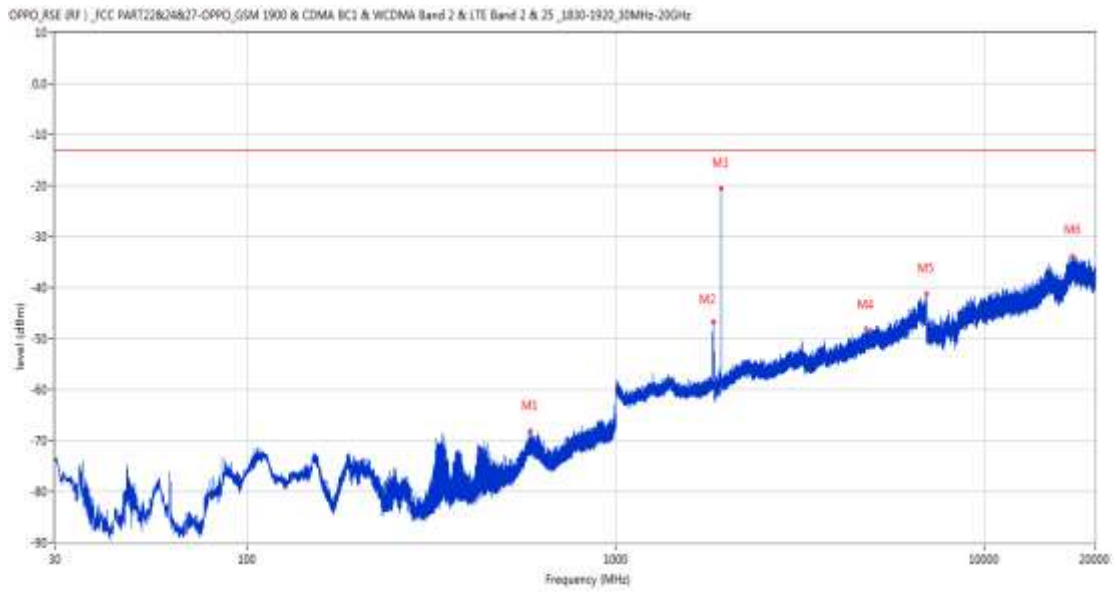
WCDMA
 23 WCDMA Band 2
 23.1 WCDMA Band 2 Low Channel

RSE-H&H WCDMA Band 2 CH9262



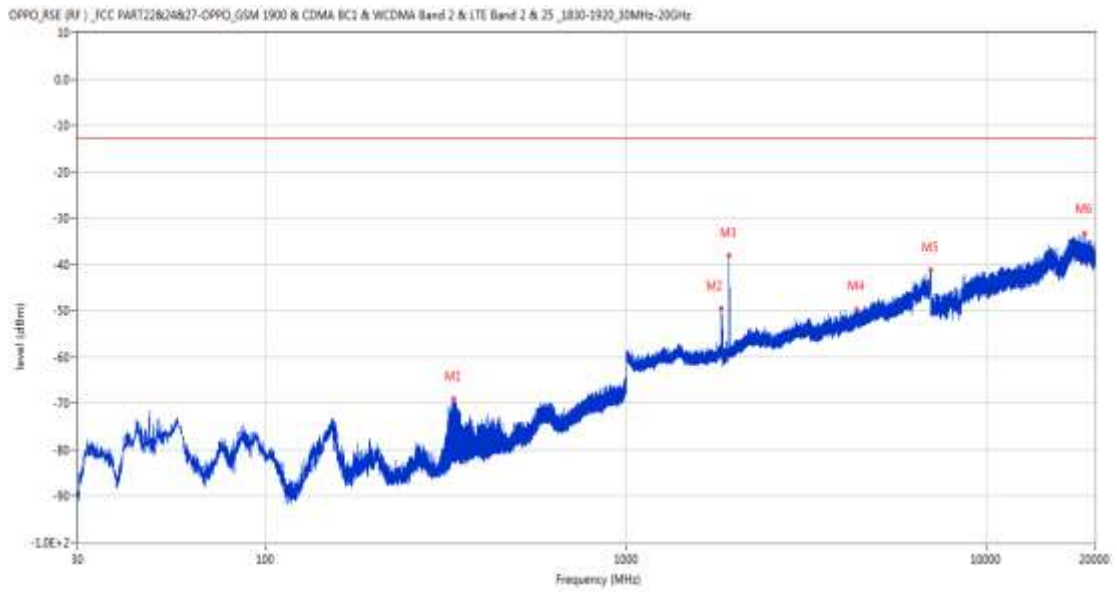
Frequency (MHz)	Result (dBm)	Factor (dB)	PK Limit (dBm)	Over Limit (dB)	Table (o)	ANT	EUT	Verdict
151.202	-69.91	-14.92	-13.0	-56.91	343.00	Horizontal	Horizontal	Pass
1853.800	-33.40	-4.36	-13.0	-20.40	124.00	Horizontal	Horizontal	N/A
1932.200	-21.60	-3.80	-13.0	-8.60	187.00	Horizontal	Horizontal	N/A
3217.800	-51.43	3.93	-13.0	-38.43	338.00	Horizontal	Horizontal	Pass
6986.600	-41.54	13.70	-13.0	-28.54	360.00	Horizontal	Horizontal	Pass
16990.887	-34.33	21.04	-13.0	-21.33	78.00	Horizontal	Horizontal	Pass

RSE-H&V WCDMA Band 2 CH9262



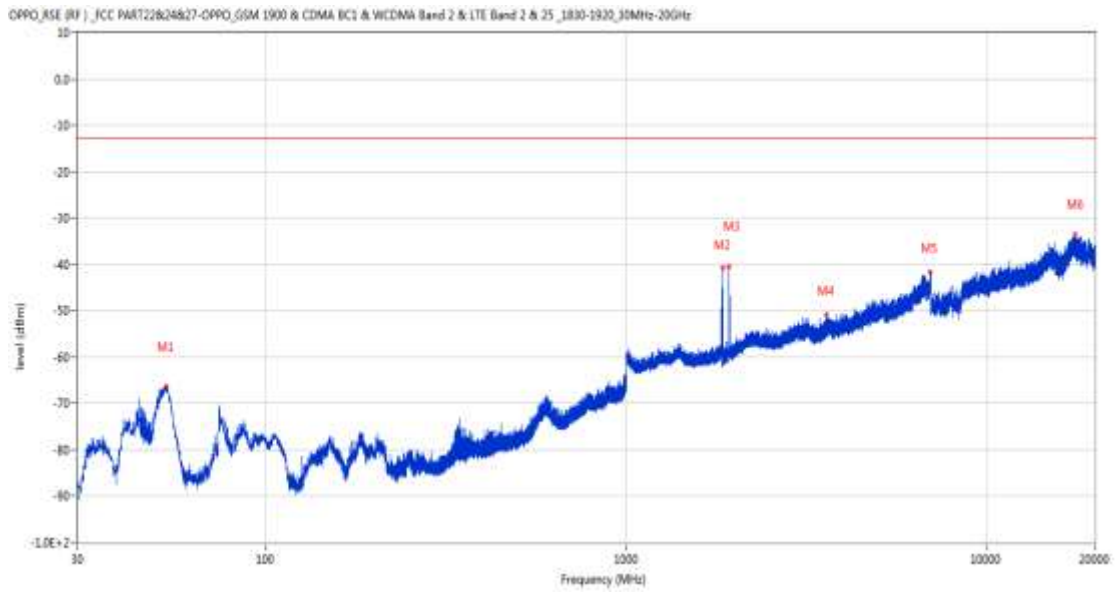
Frequency (MHz)	Result (dBm)	Factor (dB)	PK Limit (dBm)	Over Limit (dB)	Table (o)	ANT	EUT	Verdict
585.180	-68.16	-3.63	-13.0	-55.16	43.00	Horizontal	Vertical	Pass
1843.100	-46.77	-4.42	-13.0	-33.77	170.00	Horizontal	Vertical	N/A
1932.900	-20.57	-3.80	-13.0	-7.57	116.00	Horizontal	Vertical	N/A
4786.200	-48.19	7.43	-13.0	-35.19	334.00	Horizontal	Vertical	Pass
6999.200	-41.32	13.65	-13.0	-28.32	11.00	Horizontal	Vertical	Pass
17376.225	-33.85	22.09	-13.0	-20.85	227.00	Horizontal	Vertical	Pass

RSE-V&V WCDMA Band 2 CH9262



Frequency (MHz)	Result (dBm)	Factor (dB)	PK Limit (dBm)	Over Limit (dB)	Table (o)	ANT	EUT	Verdict
332.543	-69.11	-11.02	-13.0	-56.11	360.00	Vertical	Vertical	Pass
1839.300	-49.47	-4.44	-13.0	-36.47	131.00	Vertical	Vertical	N/A
1932.000	-38.15	-3.80	-13.0	-25.15	9.00	Vertical	Vertical	N/A
4359.000	-49.63	6.85	-13.0	-36.63	309.00	Vertical	Vertical	Pass
6998.000	-41.26	13.63	-13.0	-28.26	253.00	Vertical	Vertical	Pass
18679.050	-33.35	24.73	-13.0	-20.35	76.00	Vertical	Vertical	Pass

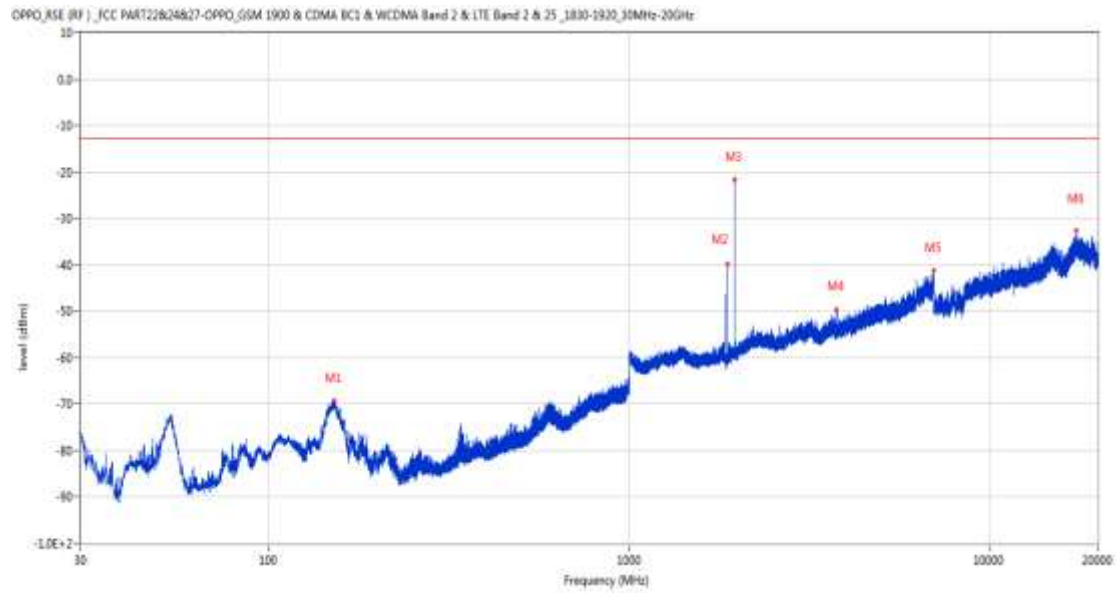
RSE-V&H WCDMA Band 2 CH9262



Frequency (MHz)	Result (dBm)	Factor (dB)	PK Limit (dBm)	Over Limit (dB)	Table (o)	ANT	EUT	Verdict
52.843	-66.27	-16.28	-13.0	-53.27	114.00	Vertical	Horizontal	Pass
1853.900	-40.81	-4.36	-13.0	-27.81	183.00	Vertical	Horizontal	N/A
1932.700	-40.53	-3.80	-13.0	-27.53	336.00	Vertical	Horizontal	N/A
3605.800	-50.85	3.30	-13.0	-37.85	221.00	Vertical	Horizontal	Pass
6971.600	-41.71	13.59	-13.0	-28.71	308.00	Vertical	Horizontal	Pass
17608.950	-33.57	21.89	-13.0	-20.57	331.00	Vertical	Horizontal	Pass

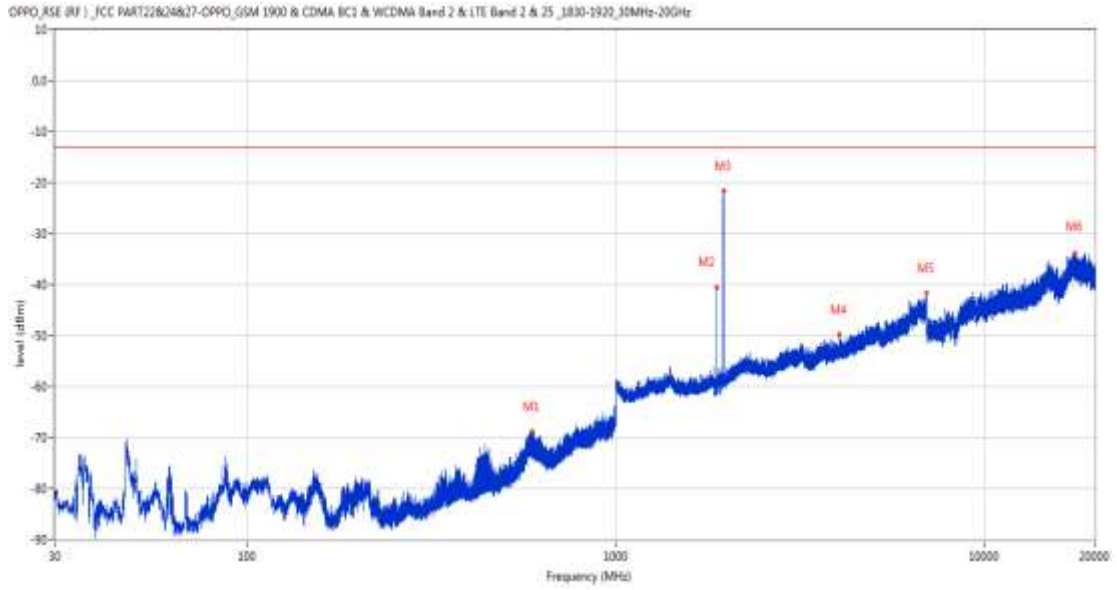
23.2 WCDMA Band 2 Middle Channel

RSE-H&H WCDMA Band 2 CH9400



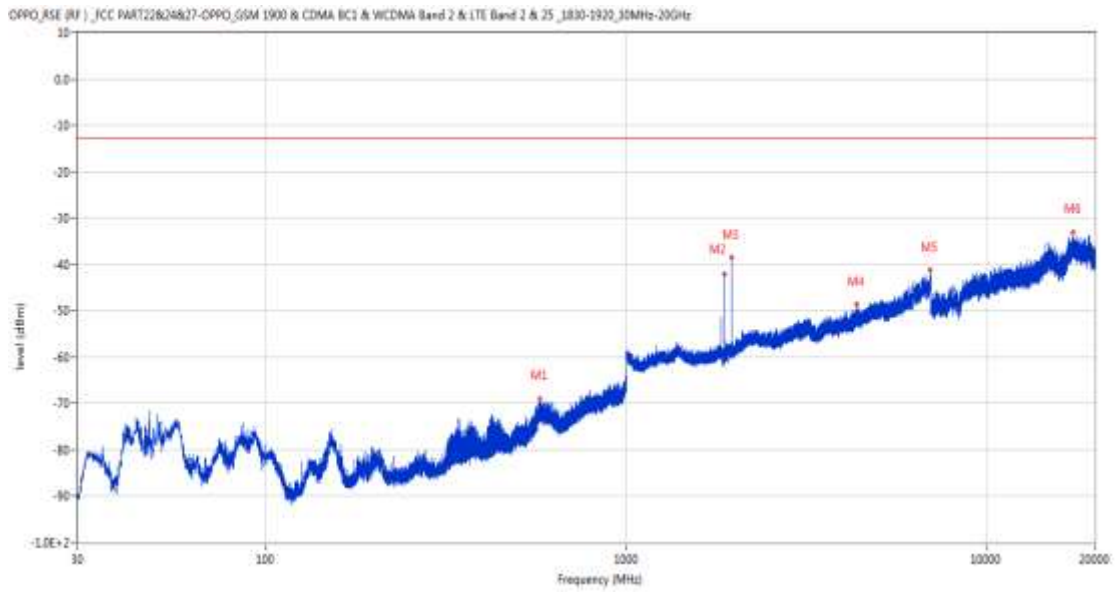
Frequency (MHz)	Result (dBm)	Factor (dB)	PK Limit (dBm)	Over Limit (dB)	Table (o)	ANT	EUT	Verdict
151.929	-69.30	-14.95	-13.0	-56.30	0.00	Horizontal	Horizontal	Pass
1879.500	-39.93	-4.04	-13.0	-26.93	158.00	Horizontal	Horizontal	N/A
1961.600	-21.74	-4.71	-13.0	-8.74	224.00	Horizontal	Horizontal	N/A
3763.200	-49.65	3.96	-13.0	-36.65	308.00	Horizontal	Horizontal	Pass
6999.200	-41.19	13.65	-13.0	-28.19	308.00	Horizontal	Horizontal	Pass
17426.250	-32.74	22.50	-13.0	-19.74	10.00	Horizontal	Horizontal	Pass

RSE-H&V WCDMA Band 2 CH9400



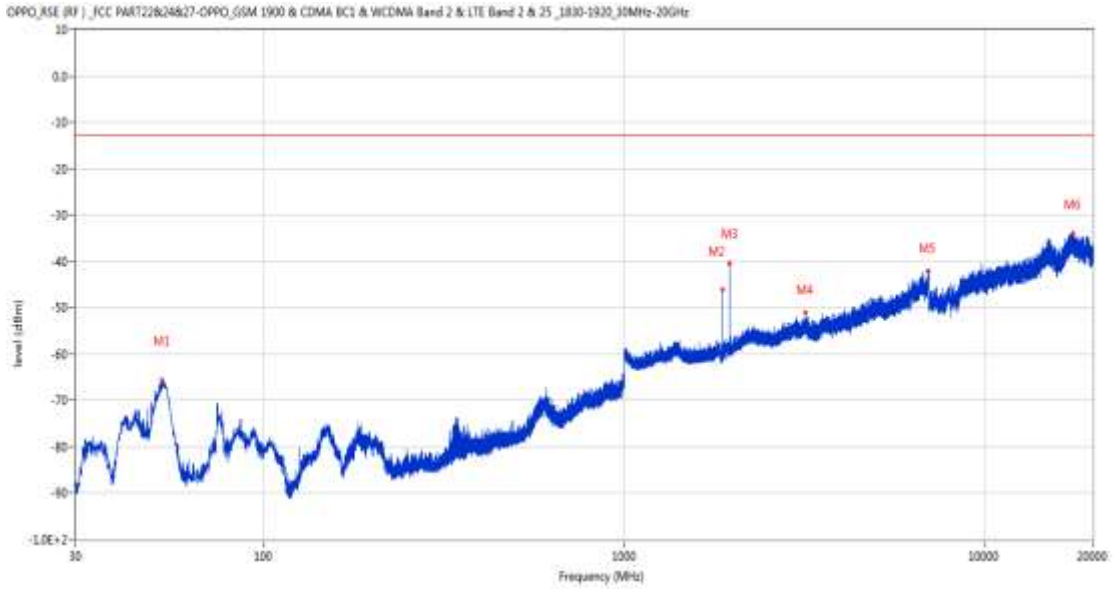
Frequency (MHz)	Result (dBm)	Factor (dB)	PK Limit (dBm)	Over Limit (dB)	Table (o)	ANT	EUT	Verdict
591.582	-68.80	-3.07	-13.0	-55.80	15.00	Horizontal	Vertical	Pass
1879.000	-40.70	-4.04	-13.0	-27.70	171.00	Horizontal	Vertical	N/A
1961.500	-21.70	-4.70	-13.0	-8.70	209.00	Horizontal	Vertical	N/A
4056.000	-49.88	5.30	-13.0	-36.88	231.00	Horizontal	Vertical	Pass
6993.000	-41.66	13.63	-13.0	-28.66	260.00	Horizontal	Vertical	Pass
17660.426	-33.91	21.16	-13.0	-20.91	287.00	Horizontal	Vertical	Pass

RSE-V&V WCDMA Band 2 CH9400



Frequency (MHz)	Result (dBm)	Factor (dB)	PK Limit (dBm)	Over Limit (dB)	Table (o)	ANT	EUT	Verdict
578.098	-69.05	-4.35	-13.0	-56.05	339.00	Vertical	Vertical	Pass
1879.200	-42.15	-4.04	-13.0	-29.15	162.00	Vertical	Vertical	N/A
1961.100	-38.51	-4.70	-13.0	-25.51	159.00	Vertical	Vertical	N/A
4358.800	-48.69	6.85	-13.0	-35.69	296.00	Vertical	Vertical	Pass
6991.400	-41.22	13.50	-13.0	-28.22	51.00	Vertical	Vertical	Pass
17419.000	-33.04	22.66	-13.0	-20.04	361.00	Vertical	Vertical	Pass

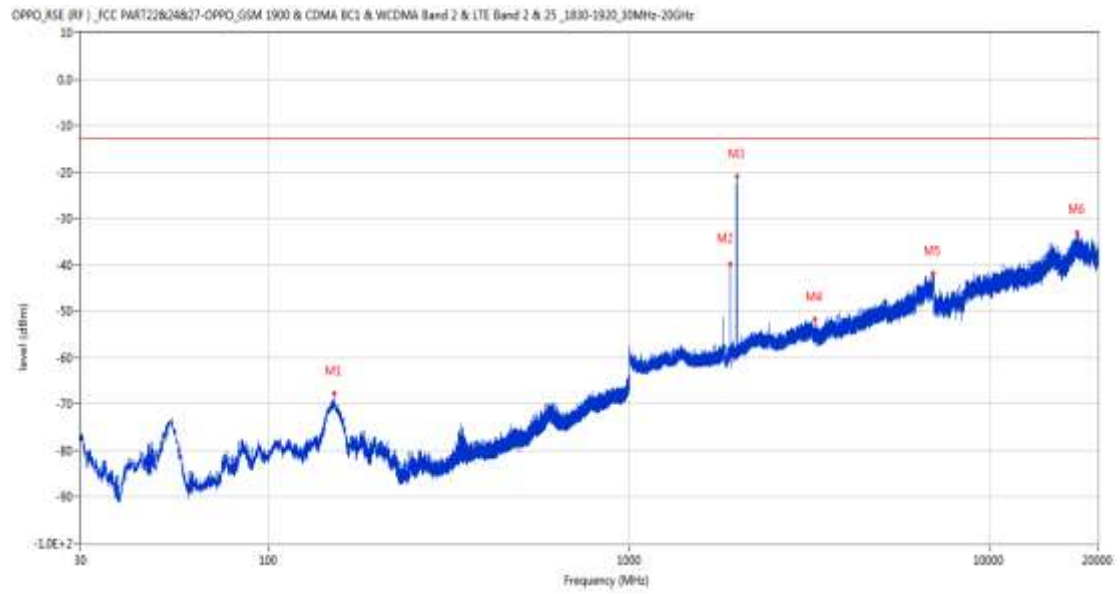
RSE-V&H WCDMA Band 2 CH9400



Frequency (MHz)	Result (dBm)	Factor (dB)	PK Limit (dBm)	Over Limit (dB)	Table (o)	ANT	EUT	Verdict
51.971	-65.60	-15.94	-13.0	-52.60	132.00	Vertical	Horizontal	Pass
1879.400	-46.20	-4.04	-13.0	-33.20	134.00	Vertical	Horizontal	N/A
1959.700	-40.52	-4.68	-13.0	-27.52	112.00	Vertical	Horizontal	N/A
3189.600	-51.13	2.65	-13.0	-38.13	29.00	Vertical	Horizontal	Pass
6993.600	-41.99	13.65	-13.0	-28.99	360.00	Vertical	Horizontal	Pass
17582.488	-34.01	22.16	-13.0	-21.01	161.00	Vertical	Horizontal	Pass

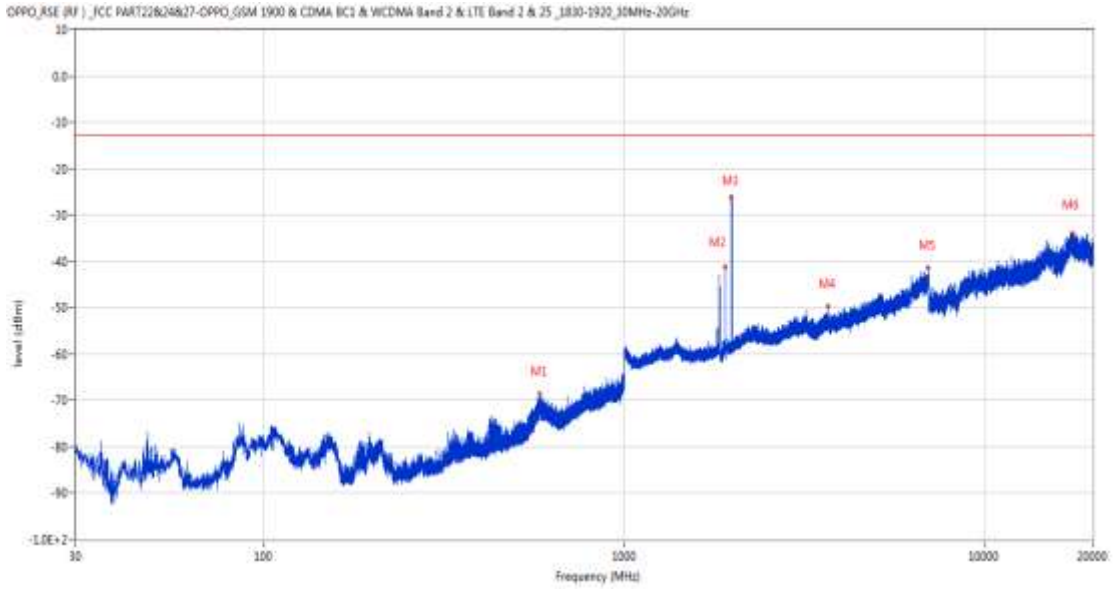
23.3 WCDMA Band 2 High Channel

RSE-H&H WCDMA Band 2 CH9538



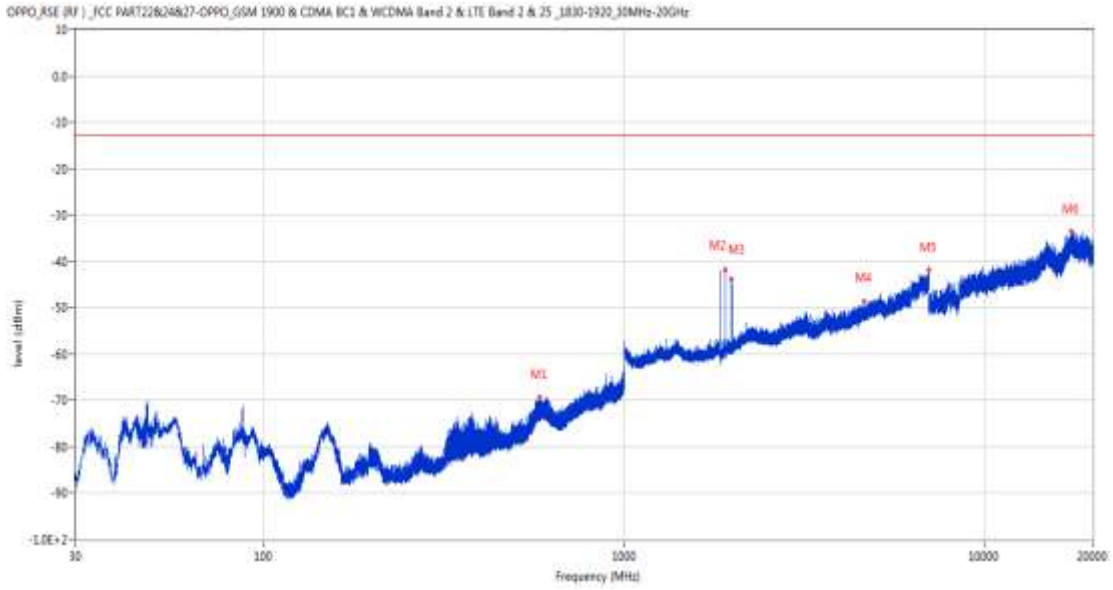
Frequency (MHz)	Result (dBm)	Factor (dB)	PK Limit (dBm)	Over Limit (dB)	Table (o)	ANT	EUT	Verdict
151.492	-67.78	-14.93	-13.0	-54.78	181.00	Horizontal	Horizontal	Pass
1906.700	-39.77	-3.79	-13.0	-26.77	128.00	Horizontal	Horizontal	N/A
1989.300	-21.00	-4.47	-13.0	-8.00	197.00	Horizontal	Horizontal	N/A
3282.200	-51.69	2.49	-13.0	-38.69	163.00	Horizontal	Horizontal	Pass
6989.600	-41.96	13.45	-13.0	-28.96	163.00	Horizontal	Horizontal	Pass
17480.989	-33.19	21.67	-13.0	-20.19	75.00	Horizontal	Horizontal	Pass

RSE-H&V WCDMA Band 2 CH9538



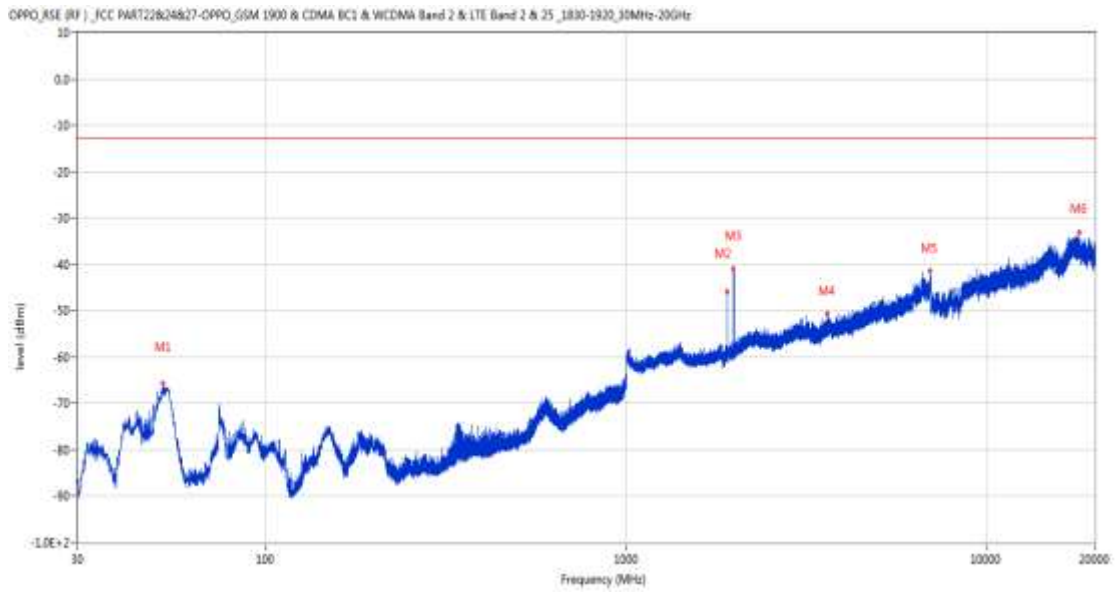
Frequency (MHz)	Result (dBm)	Factor (dB)	PK Limit (dBm)	Over Limit (dB)	Table (o)	ANT	EUT	Verdict
584.355	-68.61	-3.70	-13.0	-55.61	17.00	Horizontal	Vertical	Pass
1906.400	-41.17	-3.79	-13.0	-28.17	174.00	Horizontal	Vertical	N/A
1986.600	-26.04	-4.47	-13.0	-13.04	212.00	Horizontal	Vertical	N/A
3677.800	-49.81	4.42	-13.0	-36.81	212.00	Horizontal	Vertical	Pass
6982.200	-41.48	13.88	-13.0	-28.48	208.00	Horizontal	Vertical	Pass
17491.864	-34.01	21.34	-13.0	-21.01	14.00	Horizontal	Vertical	Pass

RSE-V&V WCDMA Band 2 CH9538



Frequency (MHz)	Result (dBm)	Factor (dB)	PK Limit (dBm)	Over Limit (dB)	Table (o)	ANT	EUT	Verdict
584.113	-69.29	-3.73	-13.0	-56.29	199.00	Vertical	Vertical	Pass
1906.400	-41.95	-3.79	-13.0	-28.95	163.00	Vertical	Vertical	N/A
1986.500	-43.85	-4.47	-13.0	-30.85	337.00	Vertical	Vertical	N/A
4636.400	-48.64	6.38	-13.0	-35.64	11.00	Vertical	Vertical	Pass
6994.400	-41.76	13.61	-13.0	-28.76	193.00	Vertical	Vertical	Pass
17395.075	-33.56	22.60	-13.0	-20.56	328.00	Vertical	Vertical	Pass

RSE-V&H WCDMA Band 2 CH9538

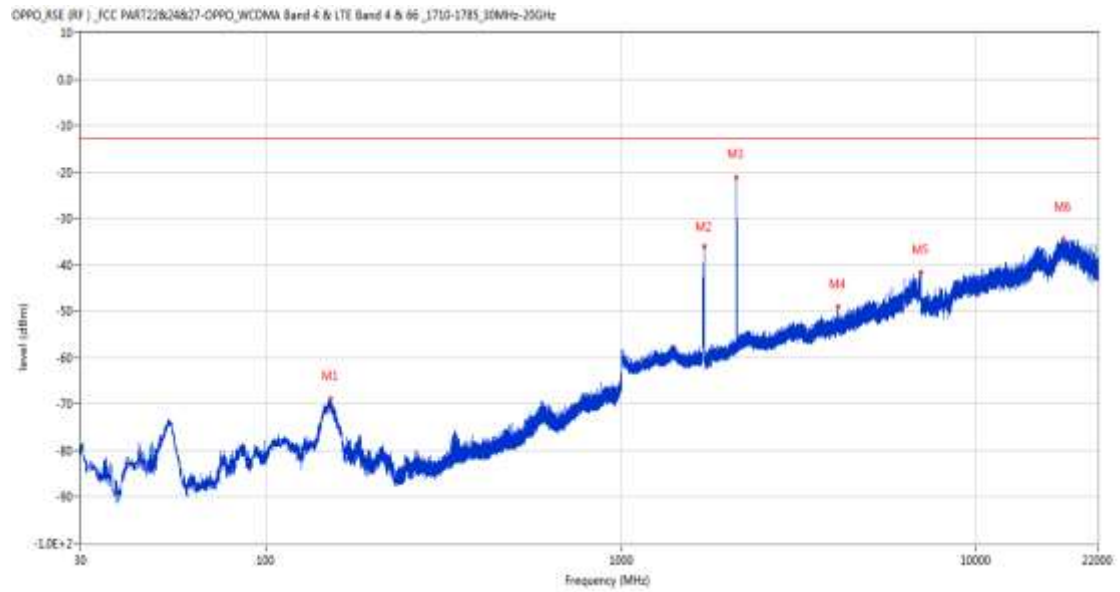


Frequency (MHz)	Result (dBm)	Factor (dB)	PK Limit (dBm)	Over Limit (dB)	Table (o)	ANT	EUT	Verdict
51.922	-65.66	-15.94	-13.0	-52.66	92.00	Vertical	Horizontal	Pass
1906.300	-45.97	-3.79	-13.0	-32.97	95.00	Vertical	Horizontal	N/A
1988.600	-41.02	-4.47	-13.0	-28.02	337.00	Vertical	Horizontal	N/A
3618.400	-50.70	3.29	-13.0	-37.70	0.00	Vertical	Horizontal	Pass
6985.800	-41.49	13.70	-13.0	-28.49	0.00	Vertical	Horizontal	Pass
18152.337	-33.11	21.95	-13.0	-20.11	0.00	Vertical	Horizontal	Pass

24 WCDMA Band 4

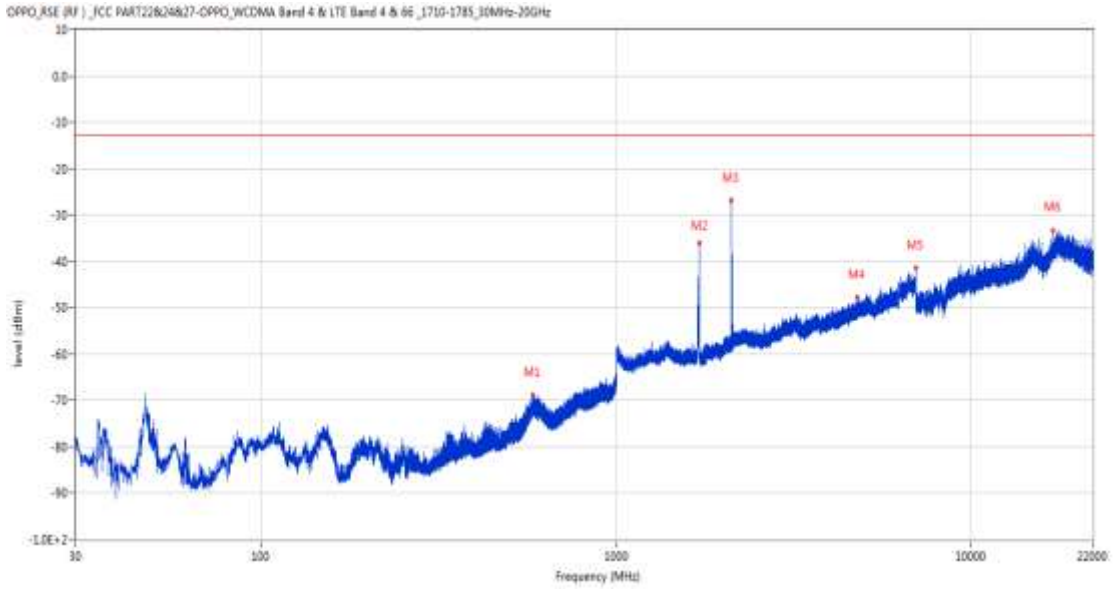
24.1 WCDMA Band 4 Low Channel

RSE-H&H WCDMA Band 4 CH1312



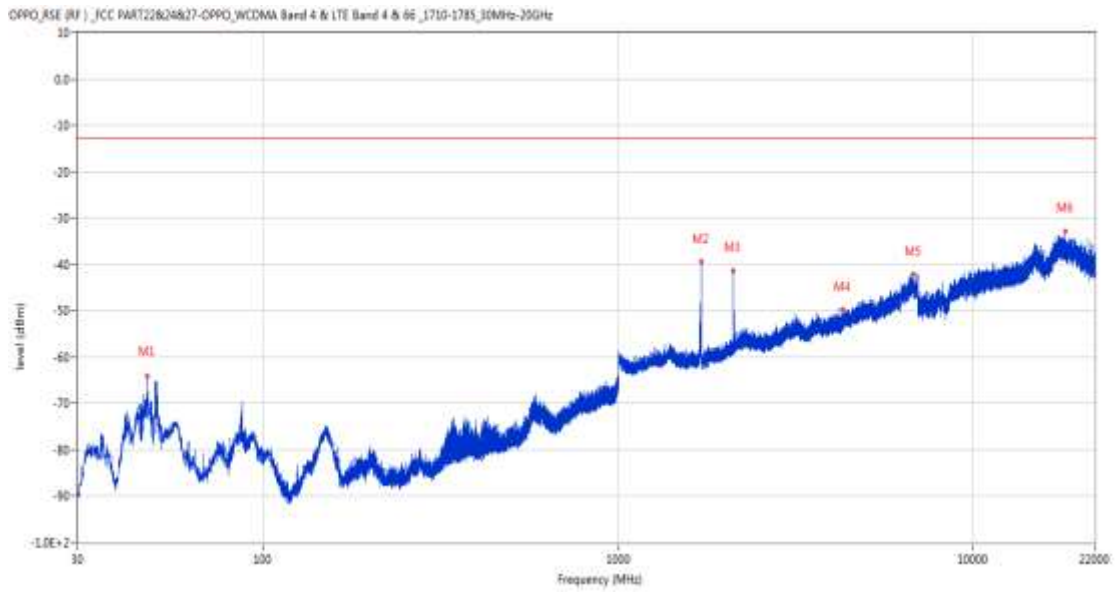
Frequency (MHz)	Result (dBm)	Factor (dB)	PK Limit (dBm)	Over Limit (dB)	Table (o)	ANT	EUT	Verdict
151.638	-68.81	-15.01	-13.0	-55.81	353.00	Horizontal	Horizontal	Pass
1713.600	-36.07	-4.53	-13.0	-23.07	99.00	Horizontal	Horizontal	N/A
2112.100	-21.16	-2.85	-13.0	-8.16	278.00	Horizontal	Horizontal	N/A
4091.000	-49.13	4.79	-13.0	-36.13	216.00	Horizontal	Horizontal	Pass
6998.200	-41.71	13.63	-13.0	-28.71	216.00	Horizontal	Horizontal	Pass
17601.161	-34.41	21.96	-13.0	-21.41	283.00	Horizontal	Horizontal	Pass

RSE-H&V WCDMA Band 4 CH1312



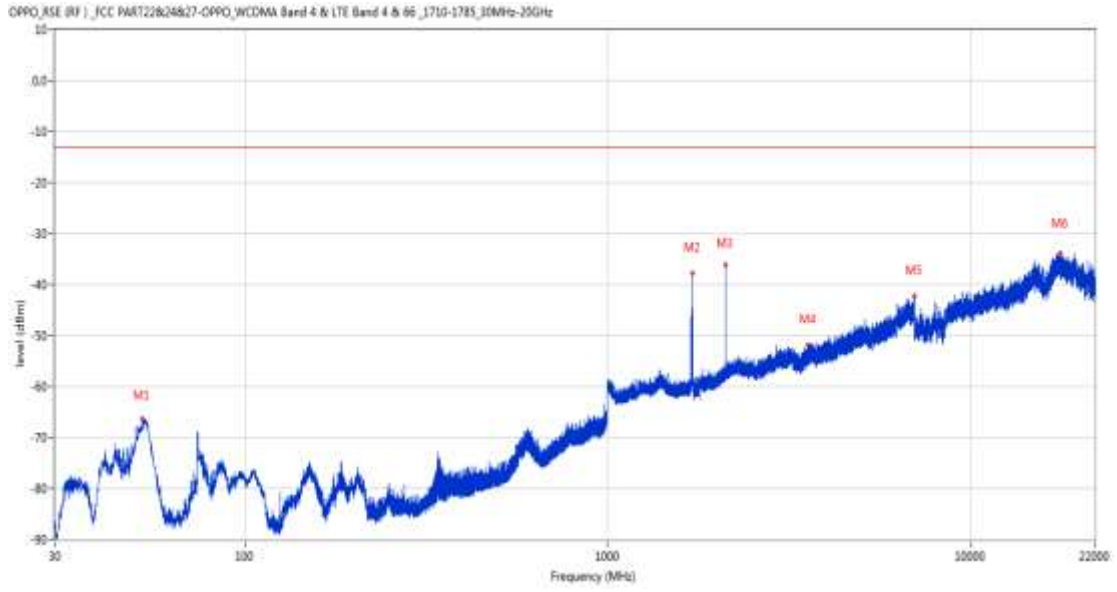
Frequency (MHz)	Result (dBm)	Factor (dB)	PK Limit (dBm)	Over Limit (dB)	Table (o)	ANT	EUT	Verdict
582.027	-68.87	-4.06	-13.0	-55.87	44.00	Horizontal	Vertical	Pass
1713.800	-35.94	-4.53	-13.0	-22.94	316.00	Horizontal	Vertical	N/A
2111.400	-26.83	-2.80	-13.0	-13.83	124.00	Horizontal	Vertical	N/A
4769.400	-47.59	6.95	-13.0	-34.59	0.00	Horizontal	Vertical	Pass
6995.400	-41.47	13.55	-13.0	-28.47	92.00	Horizontal	Vertical	Pass
16967.999	-33.41	20.91	-13.0	-20.41	338.00	Horizontal	Vertical	Pass

RSE-V&V WCDMA Band 4 CH1312



Frequency (MHz)	Result (dBm)	Factor (dB)	PK Limit (dBm)	Over Limit (dB)	Table (o)	ANT	EUT	Verdict
47.169	-64.19	-17.28	-13.0	-51.19	48.00	Vertical	Vertical	Pass
1712.000	-39.48	-4.53	-13.0	-26.48	42.00	Vertical	Vertical	N/A
2113.700	-41.47	-2.89	-13.0	-28.47	363.00	Vertical	Vertical	N/A
4304.600	-49.82	5.30	-13.0	-36.82	113.00	Vertical	Vertical	Pass
6791.400	-42.16	12.39	-13.0	-29.16	46.00	Vertical	Vertical	Pass
18189.464	-32.95	22.36	-13.0	-19.95	234.00	Vertical	Vertical	Pass

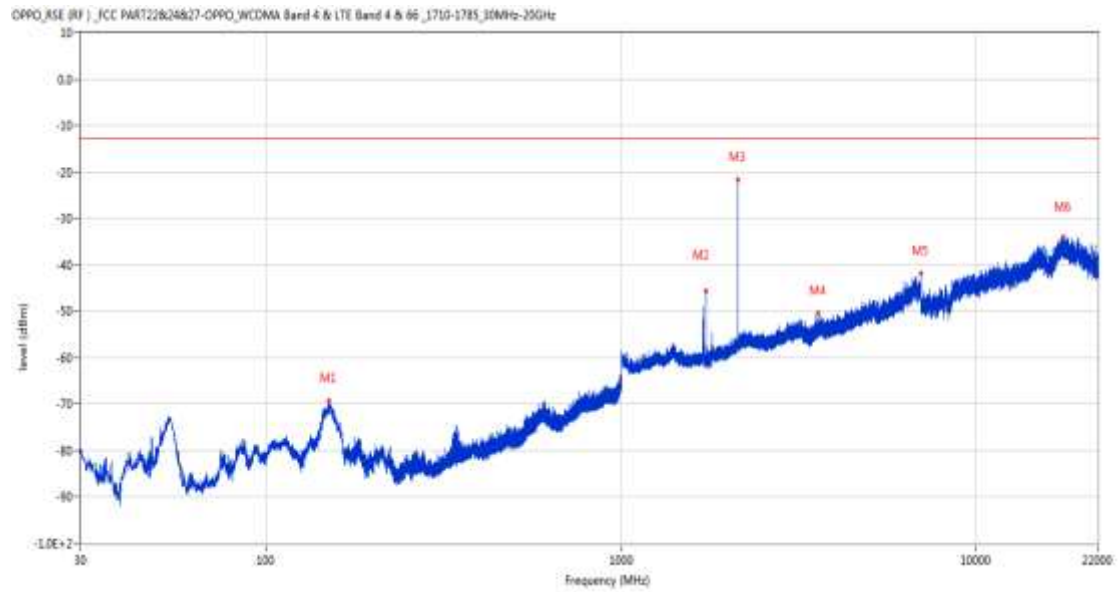
RSE-V&H WCDMA Band 4 CH1312



Frequency (MHz)	Result (dBm)	Factor (dB)	PK Limit (dBm)	Over Limit (dB)	Table (o)	ANT	EUT	Verdict
52.116	-66.31	-15.93	-13.0	-53.31	116.00	Vertical	Horizontal	Pass
1713.700	-37.69	-4.53	-13.0	-24.69	109.00	Vertical	Horizontal	N/A
2111.200	-36.20	-2.78	-13.0	-23.20	86.00	Vertical	Horizontal	N/A
3566.400	-51.79	4.04	-13.0	-38.79	253.00	Vertical	Horizontal	Pass
6993.800	-42.23	13.64	-13.0	-29.23	7.00	Vertical	Horizontal	Pass
17708.925	-33.97	21.47	-13.0	-20.97	76.00	Vertical	Horizontal	Pass

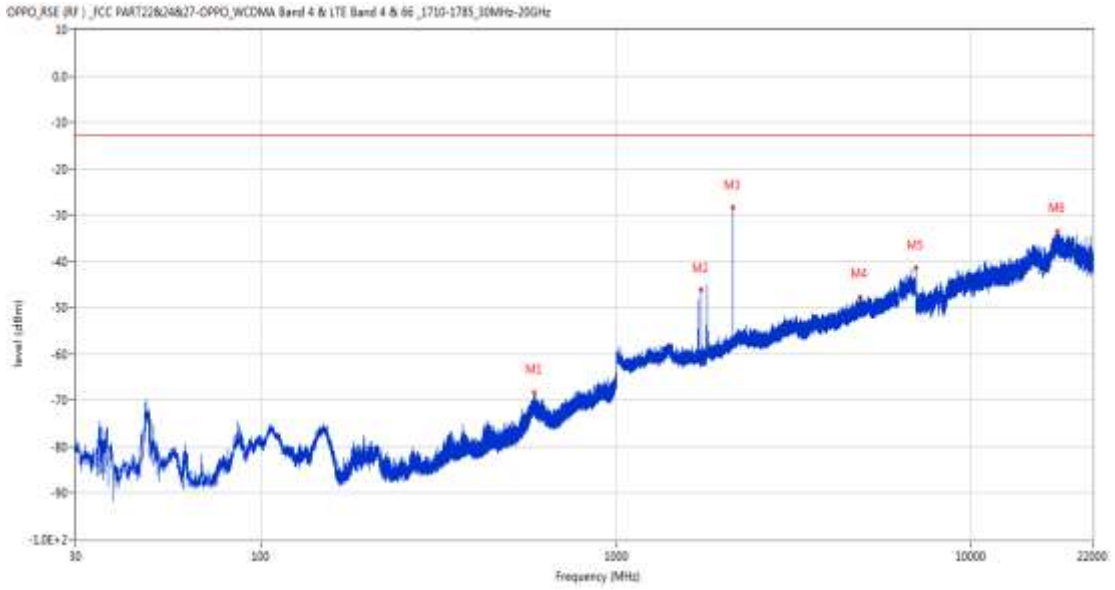
24.2 WCDMA Band 4 Middle Channel

RSE-H&H WCDMA Band 4 CH1413



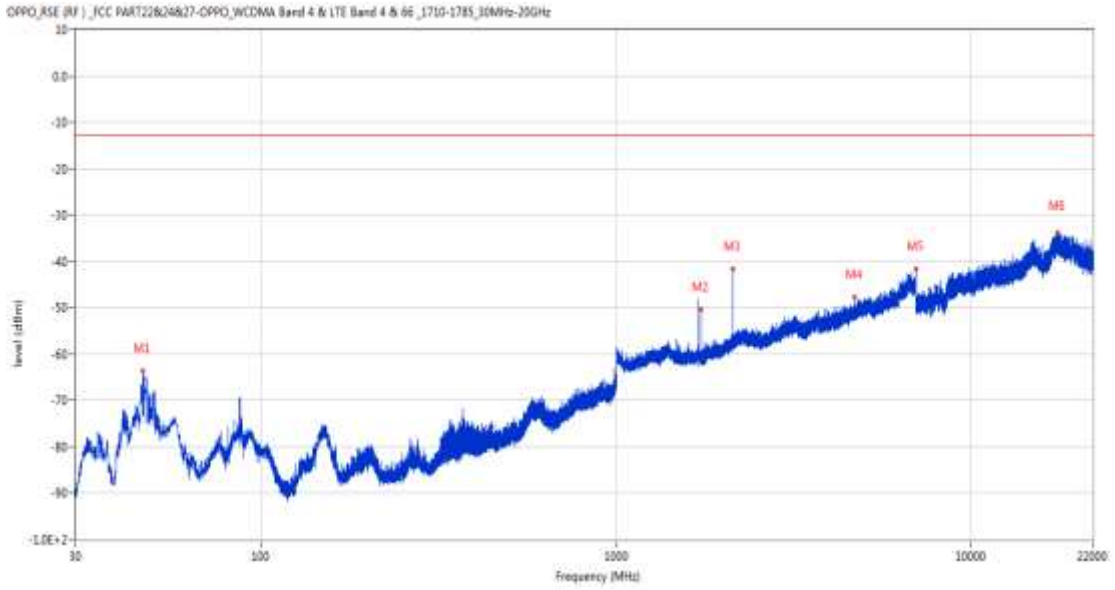
Frequency (MHz)	Result (dBm)	Factor (dB)	PK Limit (dBm)	Over Limit (dB)	Table (o)	ANT	EUT	Verdict
150.474	-69.29	-15.04	-13.0	-56.29	360.00	Horizontal	Horizontal	Pass
1733.800	-45.70	-4.53	-13.0	-32.70	151.00	Horizontal	Horizontal	N/A
2133.100	-21.63	-2.60	-13.0	-8.63	263.00	Horizontal	Horizontal	N/A
3580.400	-50.41	3.47	-13.0	-37.41	212.00	Horizontal	Horizontal	Pass
6997.400	-41.86	13.61	-13.0	-28.86	360.00	Horizontal	Horizontal	Pass
17629.837	-33.94	21.59	-13.0	-20.94	309.00	Horizontal	Horizontal	Pass

RSE-H&V WCDMA Band 4 CH1413



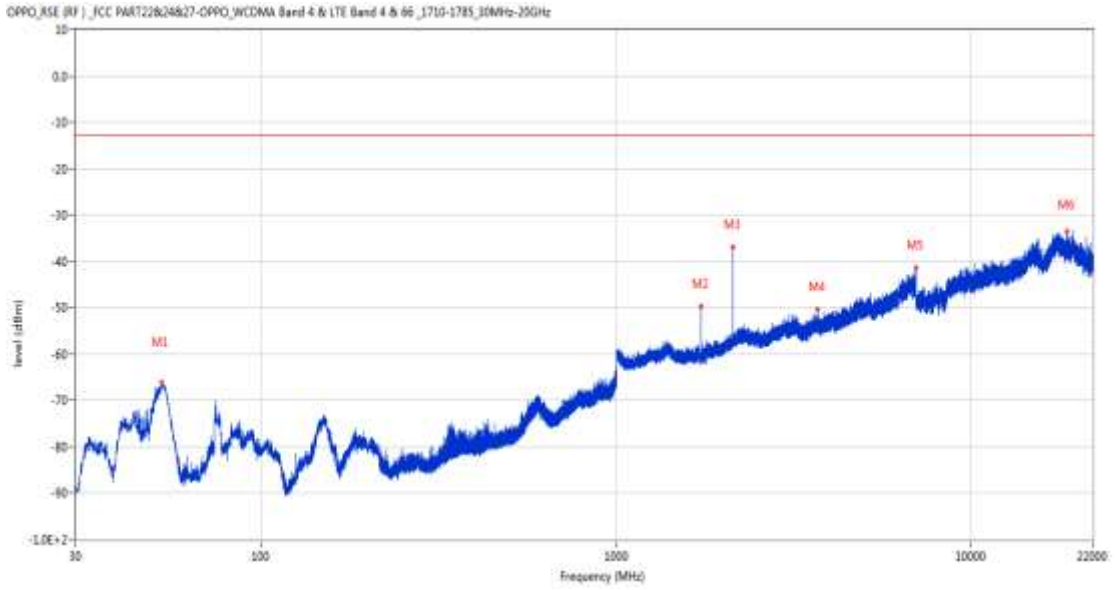
Frequency (MHz)	Result (dBm)	Factor (dB)	PK Limit (dBm)	Over Limit (dB)	Table (o)	ANT	EUT	Verdict
587.653	-68.38	-3.42	-13.0	-55.38	33.00	Horizontal	Vertical	Pass
1734.100	-46.02	-4.53	-13.0	-33.02	197.00	Horizontal	Vertical	N/A
2131.600	-28.33	-2.65	-13.0	-15.33	197.00	Horizontal	Vertical	N/A
4857.000	-47.73	7.07	-13.0	-34.73	229.00	Horizontal	Vertical	Pass
6982.200	-41.32	13.88	-13.0	-28.32	224.00	Horizontal	Vertical	Pass
17462.874	-33.62	21.74	-13.0	-20.62	194.00	Horizontal	Vertical	Pass

RSE-V&V WCDMA Band 4 CH1413



Frequency (MHz)	Result (dBm)	Factor (dB)	PK Limit (dBm)	Over Limit (dB)	Table (o)	ANT	EUT	Verdict
46.538	-63.60	-17.43	-13.0	-50.60	363.00	Vertical	Vertical	Pass
1734.200	-50.43	-4.53	-13.0	-37.43	37.00	Vertical	Vertical	N/A
2133.700	-41.62	-2.58	-13.0	-28.62	273.00	Vertical	Vertical	N/A
4698.000	-47.78	6.21	-13.0	-34.78	111.00	Vertical	Vertical	Pass
6997.000	-41.58	13.60	-13.0	-28.58	250.00	Vertical	Vertical	Pass
17467.501	-33.85	21.73	-13.0	-20.85	361.00	Vertical	Vertical	Pass

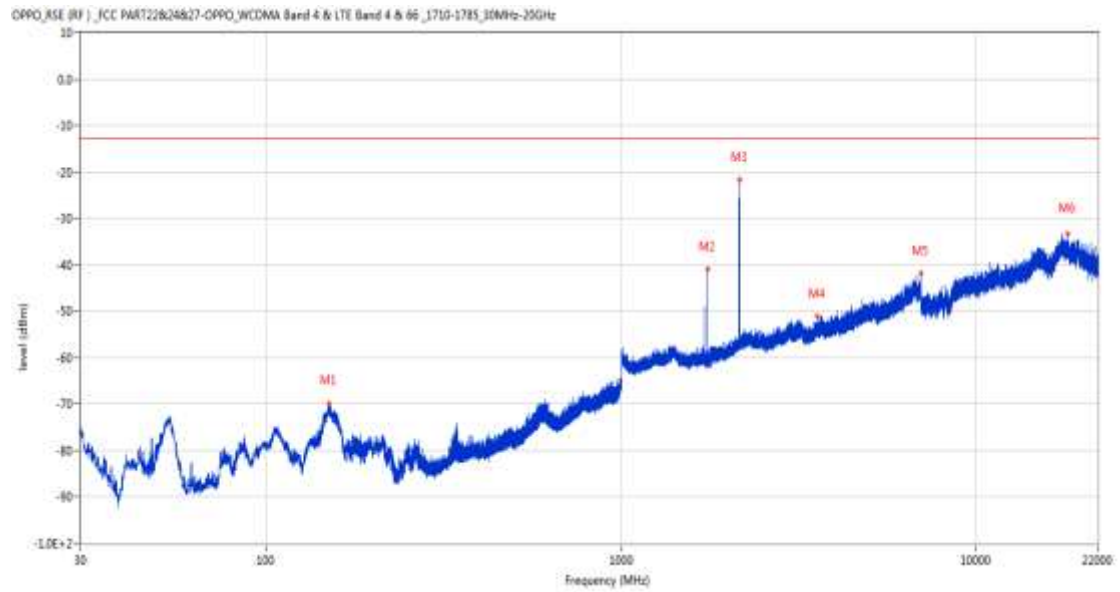
RSE-V&H WCDMA Band 4 CH1413



Frequency (MHz)	Result (dBm)	Factor (dB)	PK Limit (dBm)	Over Limit (dB)	Table (o)	ANT	EUT	Verdict
52.504	-66.08	-16.09	-13.0	-53.08	115.00	Vertical	Horizontal	Pass
1733.800	-49.61	-4.53	-13.0	-36.61	120.00	Vertical	Horizontal	N/A
2132.900	-36.83	-2.61	-13.0	-23.83	97.00	Vertical	Horizontal	N/A
3682.800	-50.29	4.55	-13.0	-37.29	0.00	Vertical	Horizontal	Pass
6988.000	-41.38	13.58	-13.0	-28.38	329.00	Vertical	Horizontal	Pass
18633.927	-33.59	24.09	-13.0	-20.59	0.00	Vertical	Horizontal	Pass

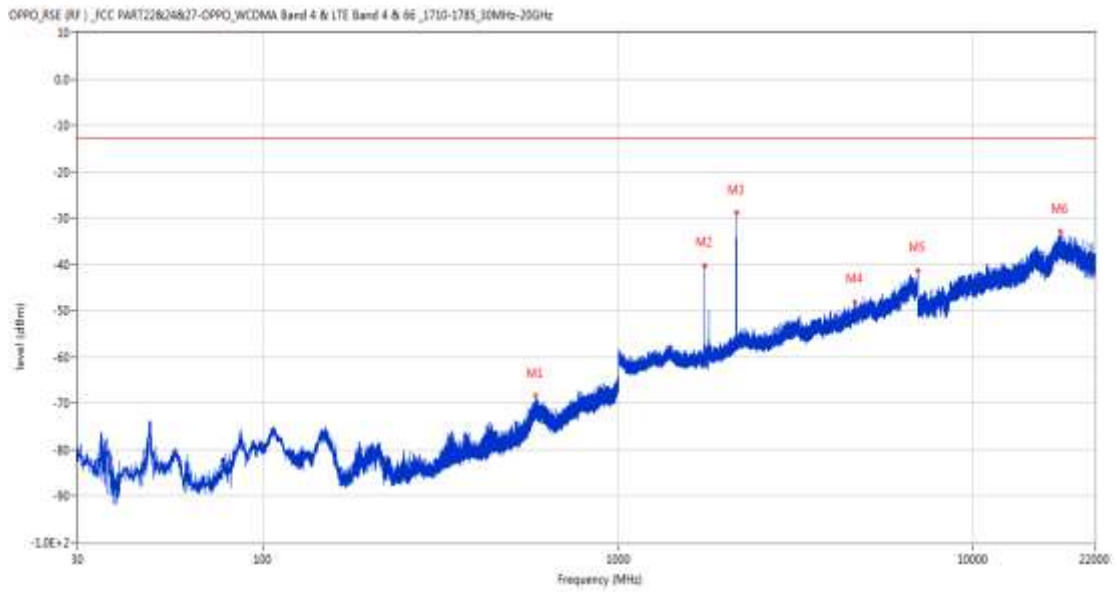
24.3 WCDMA Band 4 High Channel

RSE-H&H WCDMA Band 4 CH1513



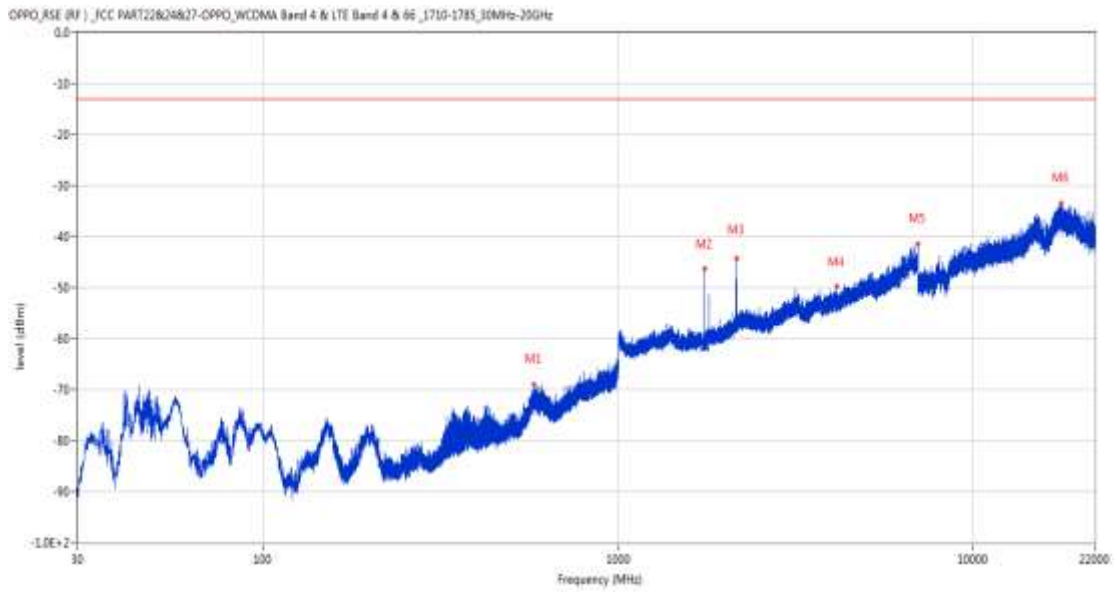
Frequency (MHz)	Result (dBm)	Factor (dB)	PK Limit (dBm)	Over Limit (dB)	Table (o)	ANT	EUT	Verdict
150.523	-70.00	-15.04	-13.0	-57.00	120.00	Horizontal	Horizontal	Pass
1751.800	-40.98	-4.52	-13.0	-27.98	171.00	Horizontal	Horizontal	N/A
2154.200	-21.75	-2.35	-13.0	-8.75	287.00	Horizontal	Horizontal	N/A
3574.800	-51.07	3.95	-13.0	-38.07	127.00	Horizontal	Horizontal	Pass
6995.600	-41.78	13.55	-13.0	-28.78	252.00	Horizontal	Horizontal	Pass
18079.850	-33.33	22.55	-13.0	-20.33	353.00	Horizontal	Horizontal	Pass

RSE-H&V WCDMA Band 4 CH1513



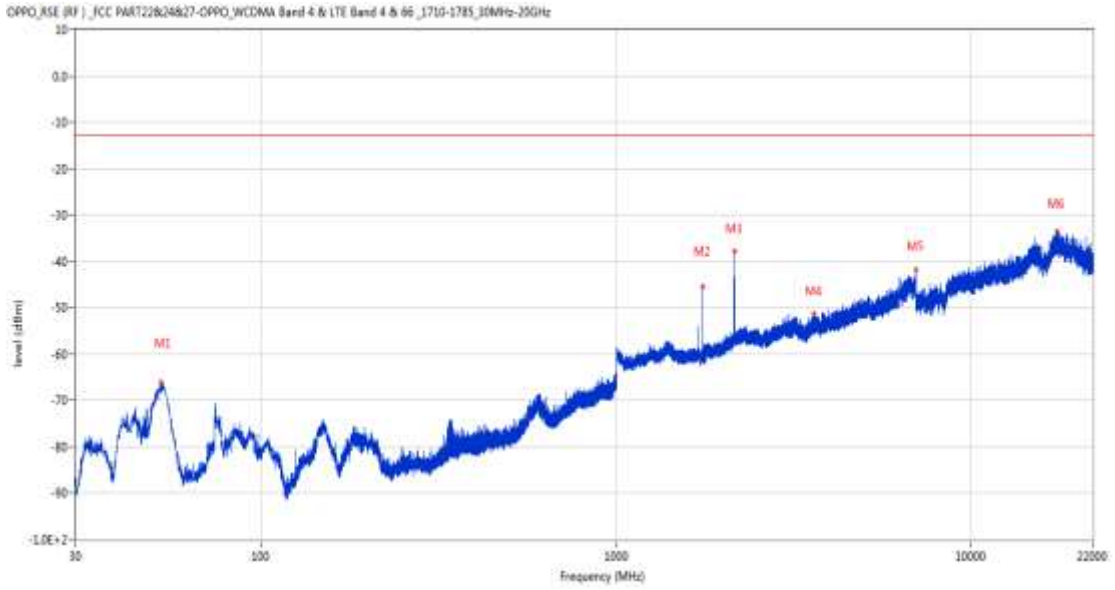
Frequency (MHz)	Result (dBm)	Factor (dB)	PK Limit (dBm)	Over Limit (dB)	Table (o)	ANT	EUT	Verdict
584.161	-68.46	-3.73	-13.0	-55.46	41.00	Horizontal	Vertical	Pass
1751.500	-40.39	-4.52	-13.0	-27.39	177.00	Horizontal	Vertical	N/A
2153.000	-28.81	-2.35	-13.0	-15.81	257.00	Horizontal	Vertical	N/A
4634.600	-48.22	6.56	-13.0	-35.22	232.00	Horizontal	Vertical	Pass
6985.800	-41.45	13.70	-13.0	-28.45	340.00	Horizontal	Vertical	Pass
17595.150	-32.91	22.02	-13.0	-19.91	158.00	Horizontal	Vertical	Pass

RSE-V&V WCDMA Band 4 CH1513



Frequency (MHz)	Result (dBm)	Factor (dB)	PK Limit (dBm)	Over Limit (dB)	Table (o)	ANT	EUT	Verdict
577.807	-69.07	-4.41	-13.0	-56.07	201.00	Vertical	Vertical	Pass
1751.700	-46.42	-4.52	-13.0	-33.42	136.00	Vertical	Vertical	N/A
2154.500	-44.24	-2.35	-13.0	-31.24	300.00	Vertical	Vertical	N/A
4127.200	-49.76	4.83	-13.0	-36.76	301.00	Vertical	Vertical	Pass
6994.200	-41.45	13.62	-13.0	-28.45	244.00	Vertical	Vertical	Pass
17639.551	-33.39	21.39	-13.0	-20.39	298.00	Vertical	Vertical	Pass

RSE-V&H WCDMA Band 4 CH1513

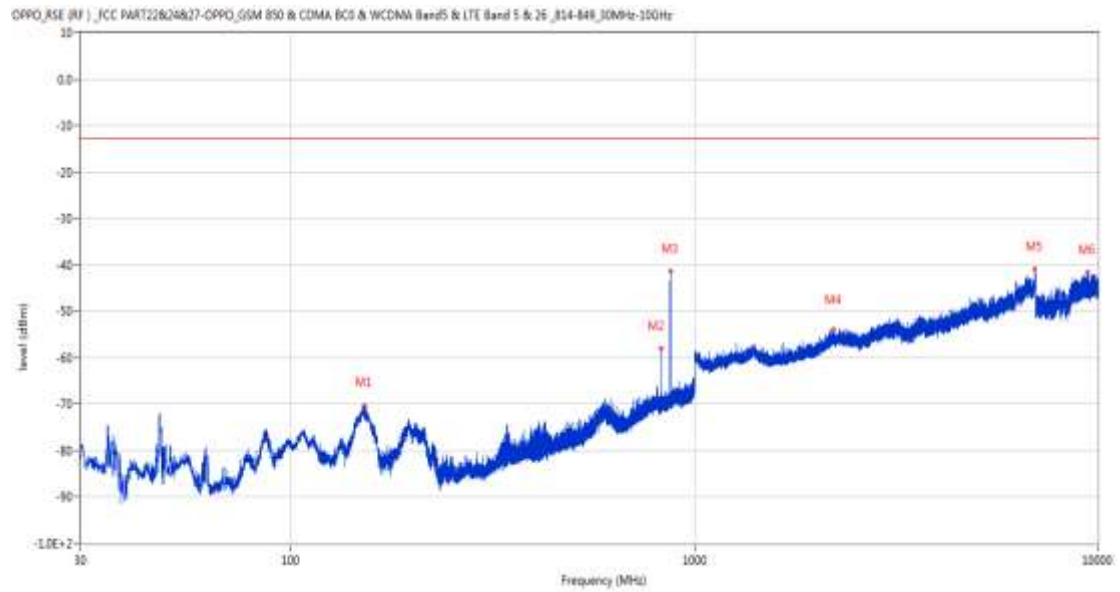


Frequency (MHz)	Result (dBm)	Factor (dB)	PK Limit (dBm)	Over Limit (dB)	Table (o)	ANT	EUT	Verdict
52.068	-66.19	-15.91	-13.0	-53.19	123.00	Vertical	Horizontal	Pass
1751.700	-45.50	-4.52	-13.0	-32.50	101.00	Vertical	Horizontal	N/A
2151.500	-37.89	-2.35	-13.0	-24.89	78.00	Vertical	Horizontal	N/A
3604.400	-51.39	3.27	-13.0	-38.39	56.00	Vertical	Horizontal	Pass
6971.000	-41.86	13.52	-13.0	-28.86	294.00	Vertical	Horizontal	Pass
17478.599	-33.45	21.70	-13.0	-20.45	31.00	Vertical	Horizontal	Pass

25 WCDMA Band 5

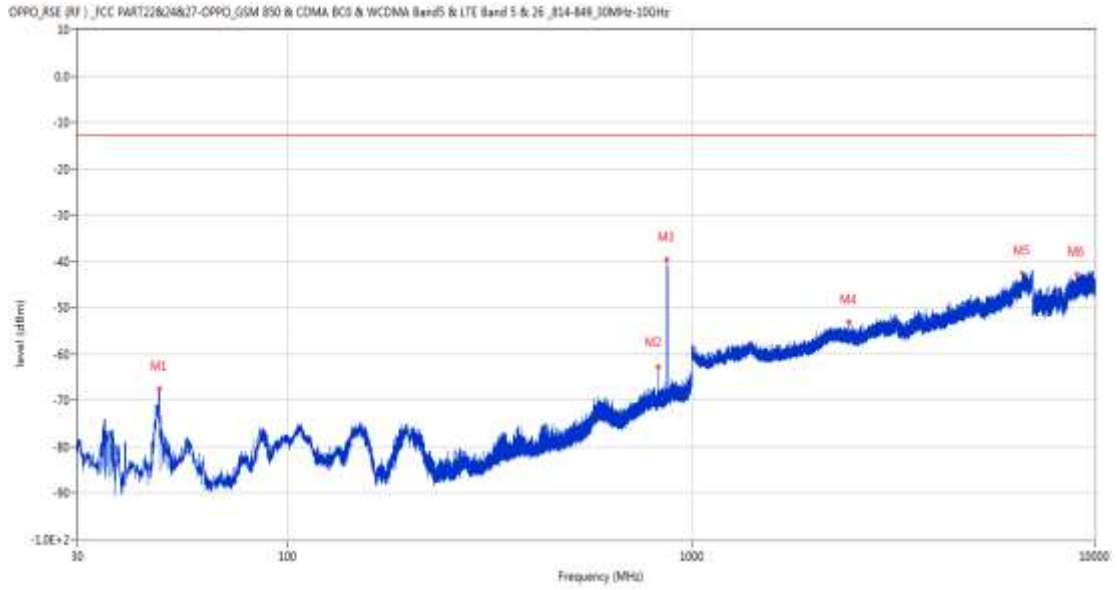
25.1 WCDMA Band 5 Low Channel

RSE-H&H WCDMA Band 5 CH4132



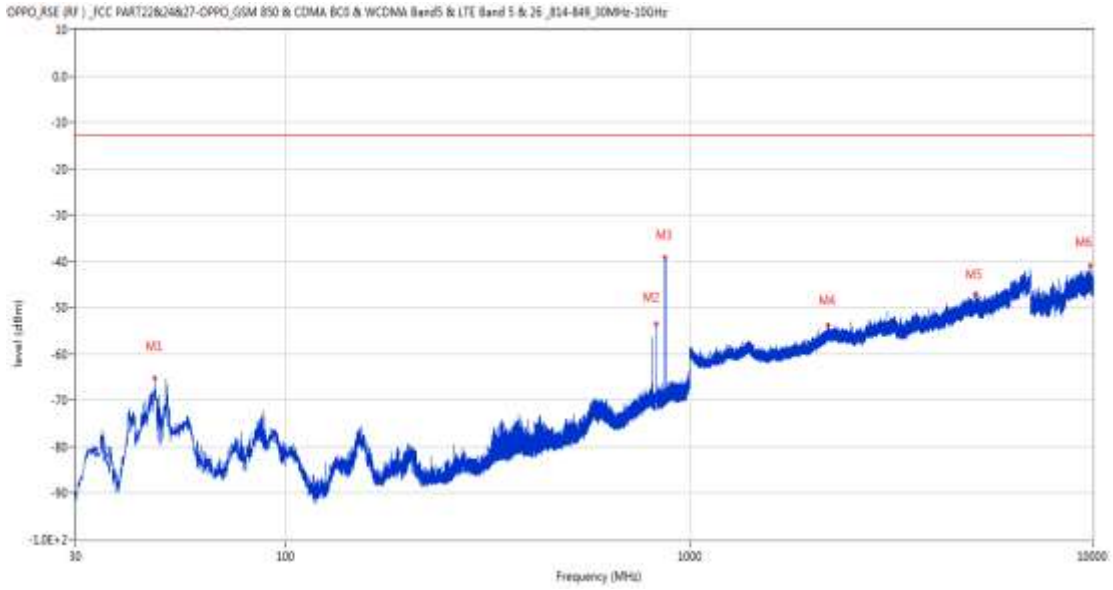
Frequency (MHz)	Result (dBm)	Factor (dB)	PK Limit (dBm)	Over Limit (dB)	Table (o)	ANT	EUT	Verdict
151.880	-70.33	-14.94	-13.0	-57.33	127.00	Horizontal	Horizontal	Pass
825.400	-58.03	2.26	-13.0	-45.03	81.00	Horizontal	Horizontal	N/A
871.960	-41.41	2.37	-13.0	-28.41	150.00	Horizontal	Horizontal	N/A
2213.500	-54.04	-1.16	-13.0	-41.04	359.00	Horizontal	Horizontal	Pass
6979.400	-40.97	13.89	-13.0	-27.97	153.00	Horizontal	Horizontal	Pass
9445.300	-41.53	16.61	-13.0	-28.53	97.00	Horizontal	Horizontal	Pass

RSE-H&V WCDMA Band 5 CH4132



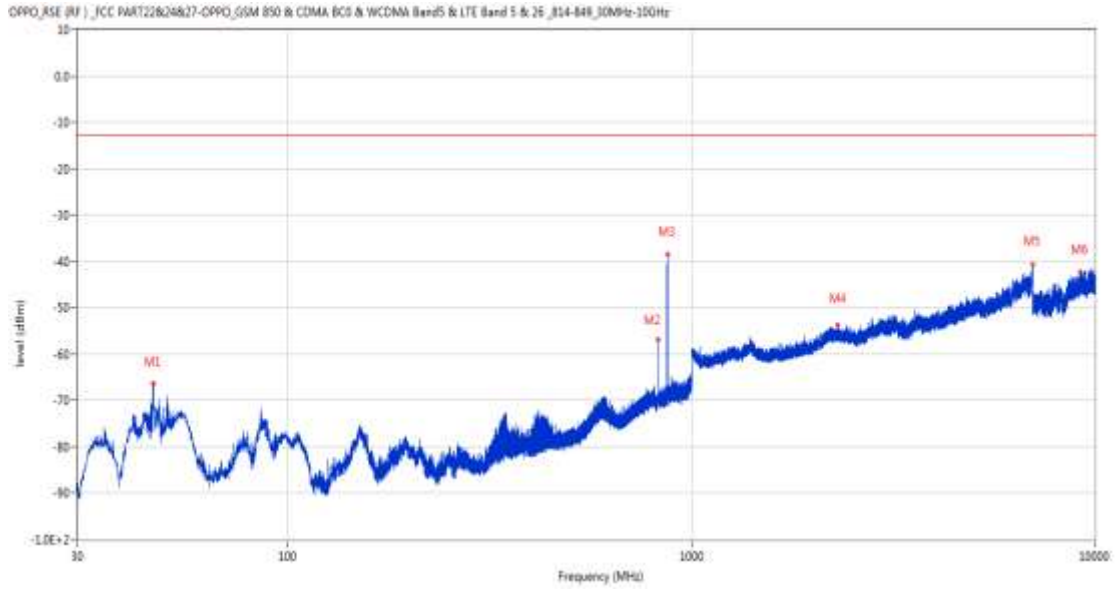
Frequency (MHz)	Result (dBm)	Factor (dB)	PK Limit (dBm)	Over Limit (dB)	Table (o)	ANT	EUT	Verdict
47.800	-67.46	-16.91	-13.0	-54.46	33.00	Horizontal	Vertical	Pass
825.642	-62.69	2.26	-13.0	-49.69	315.00	Horizontal	Vertical	N/A
870.263	-39.67	2.38	-13.0	-26.67	164.00	Horizontal	Vertical	N/A
2451.700	-53.16	-1.55	-13.0	-40.16	9.00	Horizontal	Vertical	Pass
6620.000	-42.56	12.04	-13.0	-29.56	254.00	Horizontal	Vertical	Pass
9009.401	-42.75	15.30	-13.0	-29.75	85.00	Horizontal	Vertical	Pass

RSE-V&V WCDMA Band 5 CH4132



Frequency (MHz)	Result (dBm)	Factor (dB)	PK Limit (dBm)	Over Limit (dB)	Table (o)	ANT	EUT	Verdict
47.218	-65.24	-17.23	-13.0	-52.24	92.00	Vertical	Vertical	Pass
825.497	-53.51	2.26	-13.0	-40.51	92.00	Vertical	Vertical	N/A
869.729	-39.14	2.38	-13.0	-26.14	360.00	Vertical	Vertical	N/A
2207.500	-53.74	-1.22	-13.0	-40.74	191.00	Vertical	Vertical	Pass
5106.600	-47.11	7.67	-13.0	-34.11	113.00	Vertical	Vertical	Pass
9850.299	-40.95	16.92	-13.0	-27.95	62.00	Vertical	Vertical	Pass

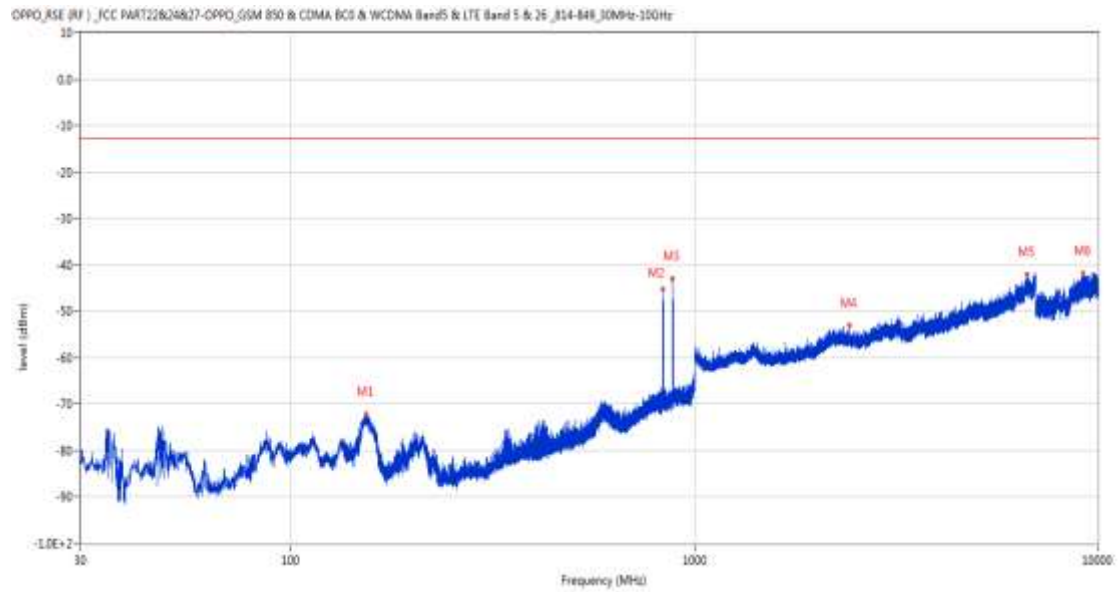
RSE-V&H WCDMA Band 5 CH4132



Frequency (MHz)	Result (dBm)	Factor (dB)	PK Limit (dBm)	Over Limit (dB)	Table (o)	ANT	EUT	Verdict
46.199	-66.41	-17.51	-13.0	-53.41	-1.00	Vertical	Horizontal	Pass
825.449	-56.84	2.26	-13.0	-43.84	-3.00	Vertical	Horizontal	N/A
872.348	-38.42	2.37	-13.0	-25.42	172.00	Vertical	Horizontal	N/A
2300.000	-53.66	-1.14	-13.0	-40.66	138.00	Vertical	Horizontal	Pass
6997.000	-40.69	13.60	-13.0	-27.69	354.00	Vertical	Horizontal	Pass
9209.050	-42.41	15.34	-13.0	-29.41	71.00	Vertical	Horizontal	Pass

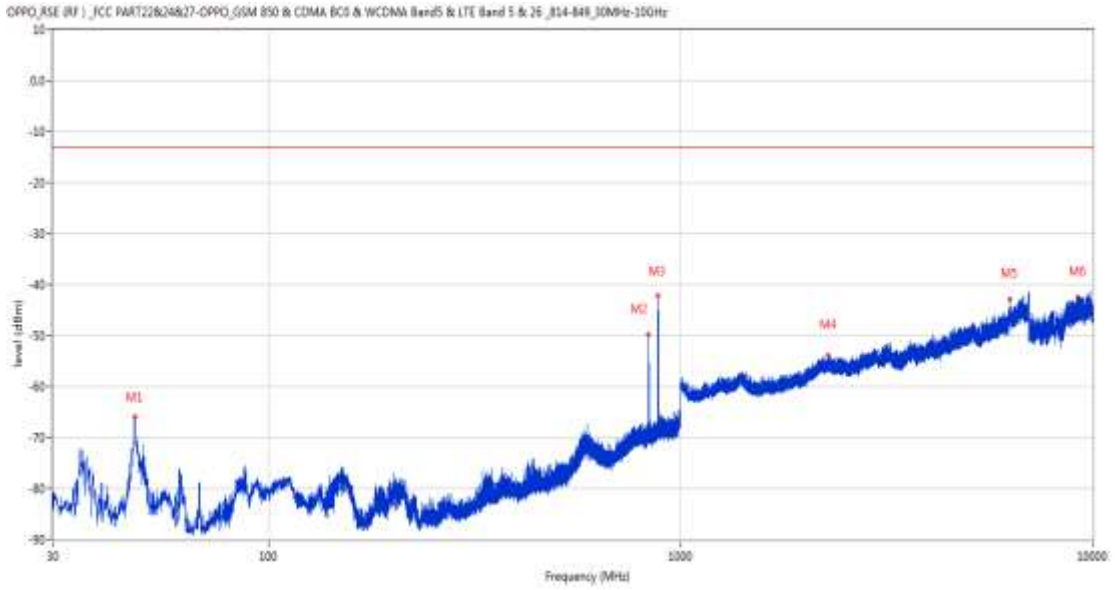
25.2 WCDMA Band 5 Middle Channel

RSE-H&H WCDMA Band 5 CH4182



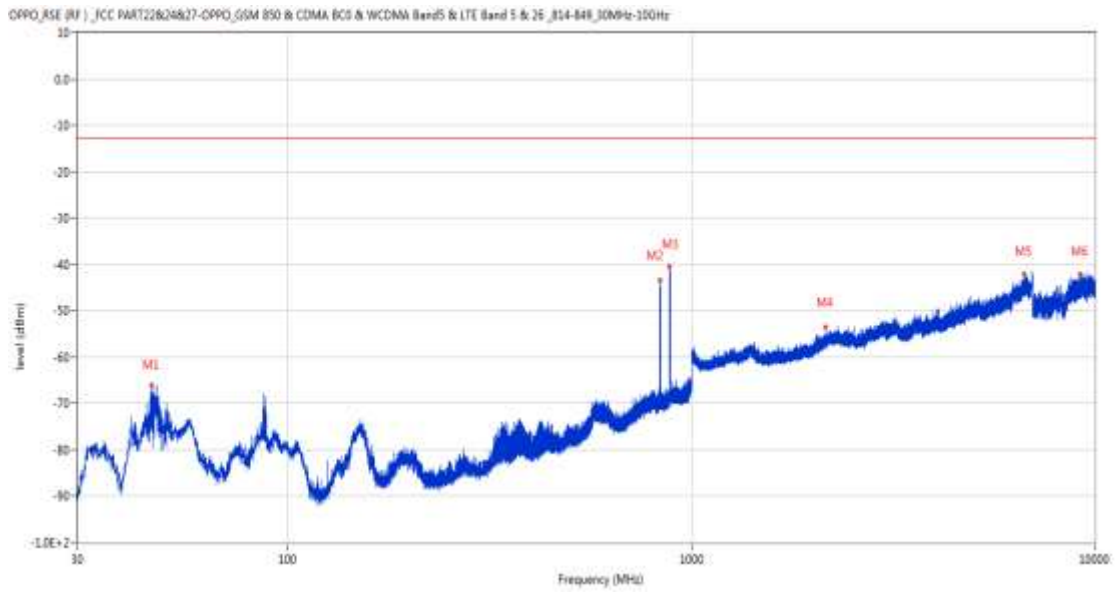
Frequency (MHz)	Result (dBm)	Factor (dB)	PK Limit (dBm)	Over Limit (dB)	Table (o)	ANT	EUT	Verdict
152.899	-72.16	-14.94	-13.0	-59.16	360.00	Horizontal	Horizontal	Pass
836.506	-45.31	2.59	-13.0	-32.31	75.00	Horizontal	Horizontal	N/A
882.339	-43.02	2.89	-13.0	-30.02	175.00	Horizontal	Horizontal	N/A
2415.000	-53.18	-1.11	-13.0	-40.18	114.00	Horizontal	Horizontal	Pass
6688.800	-41.98	11.89	-13.0	-28.98	296.00	Horizontal	Horizontal	Pass
9215.950	-41.91	15.34	-13.0	-28.91	0.00	Horizontal	Horizontal	Pass

RSE-H&V WCDMA Band 5 CH4182



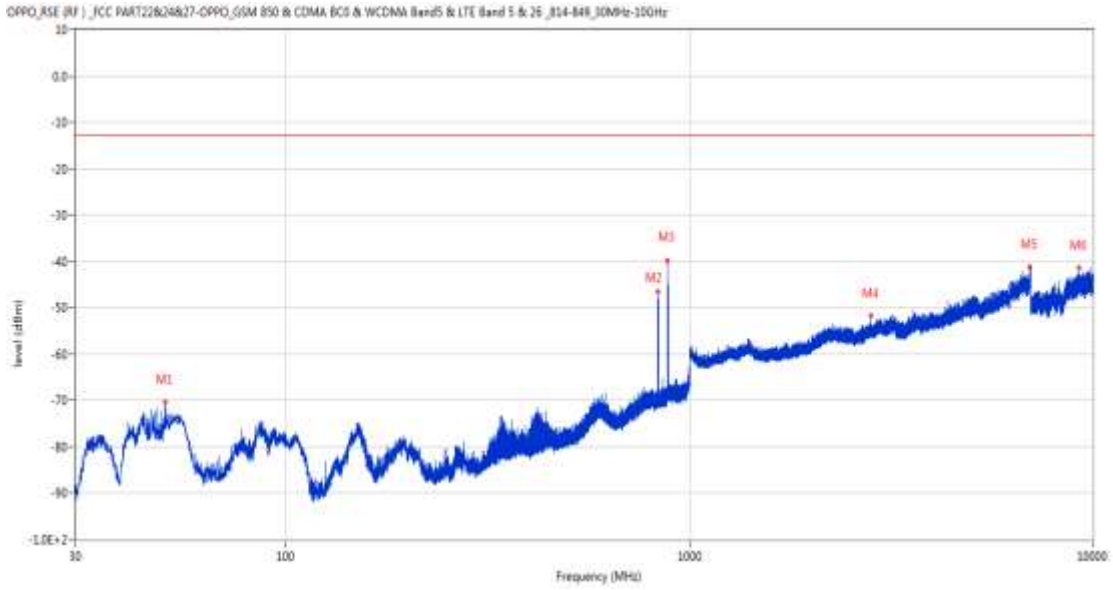
Frequency (MHz)	Result (dBm)	Factor (dB)	PK Limit (dBm)	Over Limit (dB)	Table (o)	ANT	EUT	Verdict
47.315	-65.84	-17.17	-13.0	-52.84	229.00	Horizontal	Vertical	Pass
836.555	-49.75	2.59	-13.0	-36.75	314.00	Horizontal	Vertical	N/A
882.533	-42.17	2.92	-13.0	-29.17	195.00	Horizontal	Vertical	N/A
2272.500	-53.94	-1.51	-13.0	-40.94	15.00	Horizontal	Vertical	Pass
6284.000	-42.78	11.32	-13.0	-29.78	131.00	Horizontal	Vertical	Pass
9208.150	-42.47	15.34	-13.0	-29.47	354.00	Horizontal	Vertical	Pass

RSE-V&V WCDMA Band 5 CH4182



Frequency (MHz)	Result (dBm)	Factor (dB)	PK Limit (dBm)	Over Limit (dB)	Table (o)	ANT	EUT	Verdict
45.859	-66.01	-17.38	-13.0	-53.01	0.00	Vertical	Vertical	Pass
836.555	-43.51	2.59	-13.0	-30.51	133.00	Vertical	Vertical	N/A
880.690	-40.56	2.70	-13.0	-27.56	345.00	Vertical	Vertical	N/A
2150.700	-53.56	-1.89	-13.0	-40.56	82.00	Vertical	Vertical	Pass
6684.400	-42.06	11.98	-13.0	-29.06	16.00	Vertical	Vertical	Pass
9212.349	-42.00	15.34	-13.0	-29.00	93.00	Vertical	Vertical	Pass

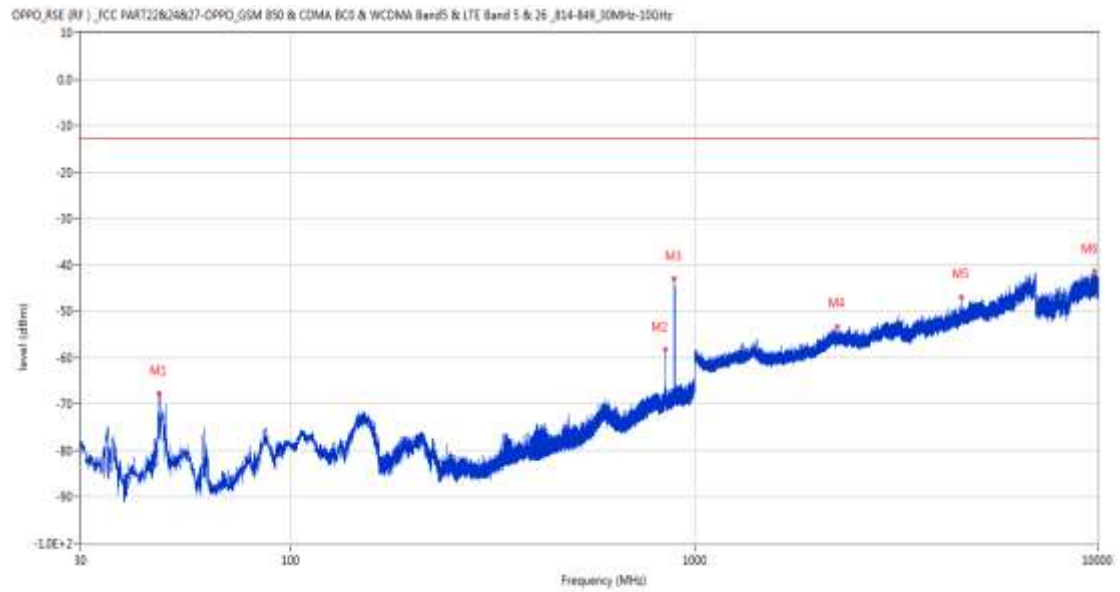
RSE-V&H WCDMA Band 5 CH4182



Frequency (MHz)	Result (dBm)	Factor (dB)	PK Limit (dBm)	Over Limit (dB)	Table (o)	ANT	EUT	Verdict
50.176	-70.44	-15.77	-13.0	-57.44	202.00	Vertical	Horizontal	Pass
836.555	-46.63	2.59	-13.0	-33.63	360.00	Vertical	Horizontal	N/A
880.156	-39.84	2.64	-13.0	-26.84	182.00	Vertical	Horizontal	N/A
2812.600	-51.64	1.22	-13.0	-38.64	143.00	Vertical	Horizontal	Pass
6976.000	-41.26	13.74	-13.0	-28.26	314.00	Vertical	Horizontal	Pass
9229.901	-41.39	15.30	-13.0	-28.39	0.00	Vertical	Horizontal	Pass

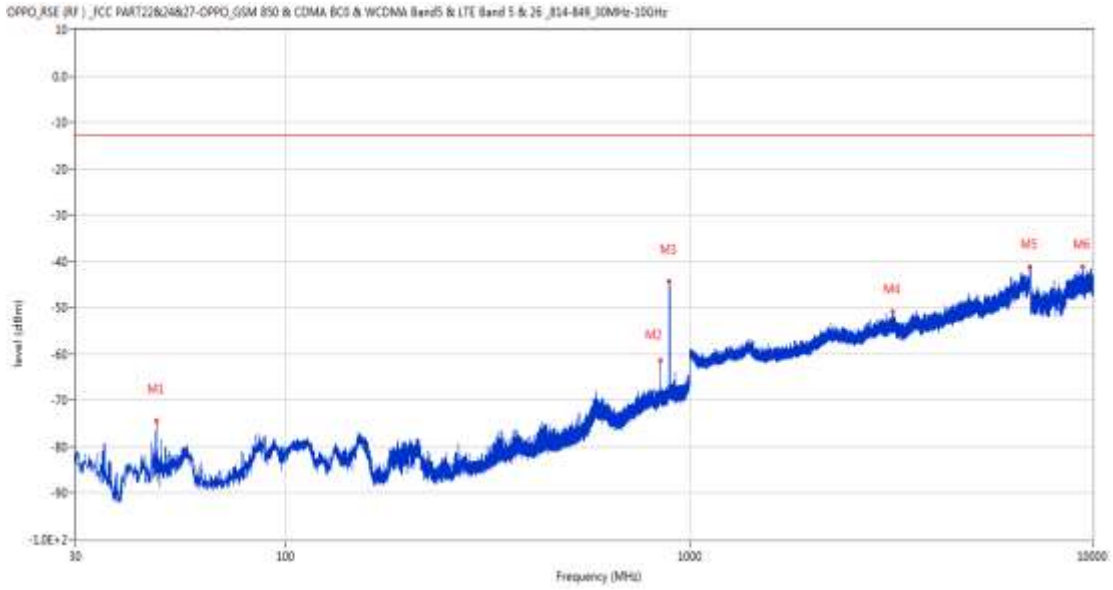
25.3 WCDMA Band 5 High Channel

RSE-H&H WCDMA Band 5 CH4233



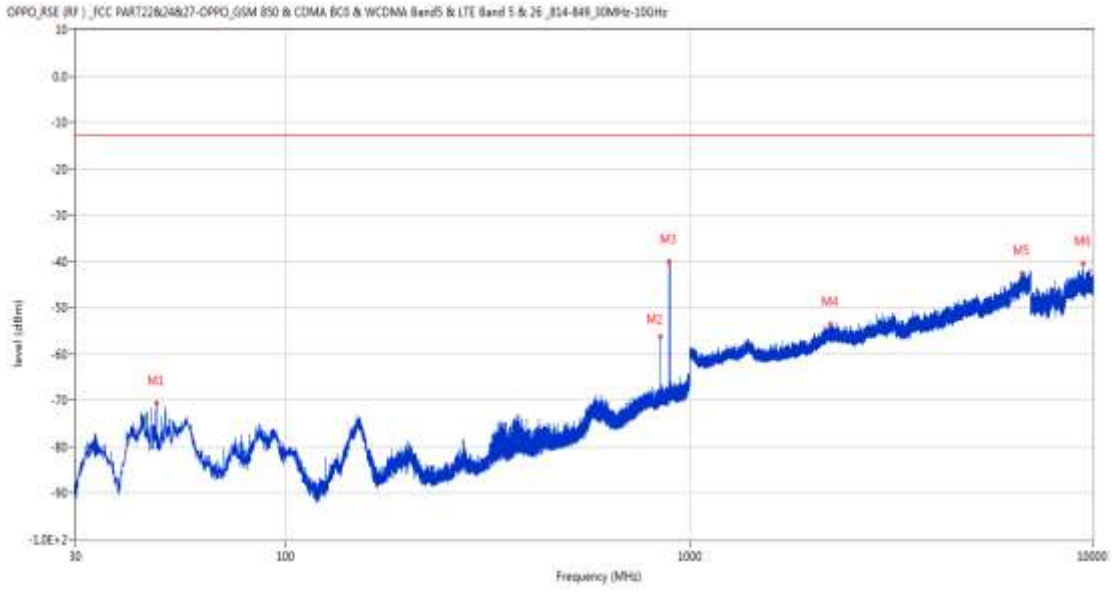
Frequency (MHz)	Result (dBm)	Factor (dB)	PK Limit (dBm)	Over Limit (dB)	Table (o)	ANT	EUT	Verdict
47.072	-67.72	-17.31	-13.0	-54.72	191.00	Horizontal	Horizontal	Pass
847.128	-58.27	2.51	-13.0	-45.27	135.00	Horizontal	Horizontal	N/A
889.905	-43.07	3.40	-13.0	-30.07	163.00	Horizontal	Horizontal	N/A
2263.000	-53.32	-1.27	-13.0	-40.32	360.00	Horizontal	Horizontal	Pass
4601.000	-47.03	6.18	-13.0	-34.03	353.00	Horizontal	Horizontal	Pass
9819.250	-41.42	17.06	-13.0	-28.42	55.00	Horizontal	Horizontal	Pass

RSE-H&V WCDMA Band 5 CH4233



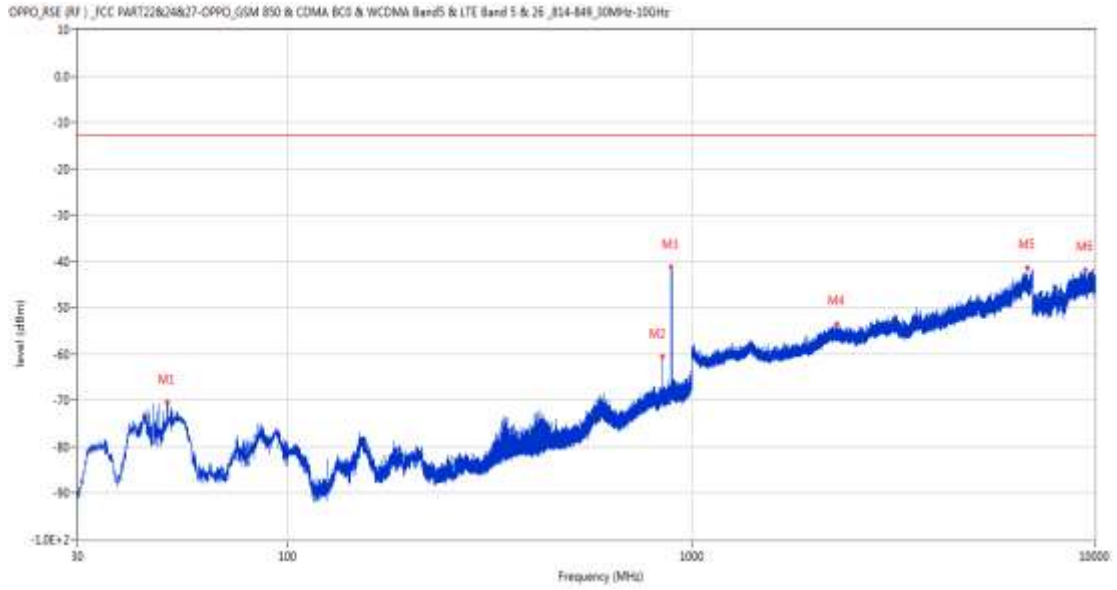
Frequency (MHz)	Result (dBm)	Factor (dB)	PK Limit (dBm)	Over Limit (dB)	Table (o)	ANT	EUT	Verdict
47.605	-74.47	-17.02	-13.0	-61.47	194.00	Horizontal	Vertical	Pass
846.692	-61.33	2.52	-13.0	-48.33	315.00	Horizontal	Vertical	N/A
889.760	-44.33	3.39	-13.0	-31.33	143.00	Horizontal	Vertical	N/A
3193.000	-50.90	2.77	-13.0	-37.90	53.00	Horizontal	Vertical	Pass
6982.600	-41.11	13.91	-13.0	-28.11	10.00	Horizontal	Vertical	Pass
9442.150	-41.21	16.53	-13.0	-28.21	83.00	Horizontal	Vertical	Pass

RSE-V&V WCDMA Band 5 CH4233



Frequency (MHz)	Result (dBm)	Factor (dB)	PK Limit (dBm)	Over Limit (dB)	Table (o)	ANT	EUT	Verdict
47.557	-70.70	-17.04	-13.0	-57.70	178.00	Vertical	Vertical	Pass
847.031	-56.18	2.51	-13.0	-43.18	17.00	Vertical	Vertical	N/A
891.312	-39.96	3.48	-13.0	-26.96	349.00	Vertical	Vertical	N/A
2233.800	-53.44	-1.24	-13.0	-40.44	55.00	Vertical	Vertical	Pass
6687.200	-42.54	11.95	-13.0	-29.54	58.00	Vertical	Vertical	Pass
9455.050	-40.41	16.63	-13.0	-27.41	275.00	Vertical	Vertical	Pass

RSE-V&H WCDMA Band 5 CH4233



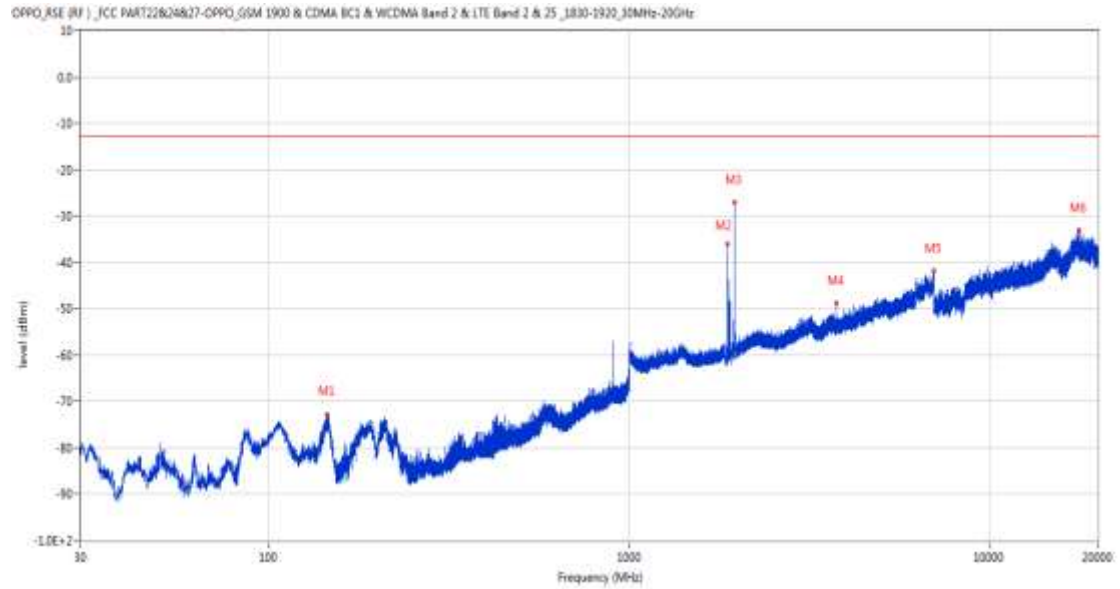
Frequency (MHz)	Result (dBm)	Factor (dB)	PK Limit (dBm)	Over Limit (dB)	Table (o)	ANT	EUT	Verdict
50.176	-70.45	-15.77	-13.0	-57.45	312.00	Vertical	Horizontal	Pass
847.080	-60.49	2.51	-13.0	-47.49	-3.00	Vertical	Horizontal	N/A
890.729	-41.20	3.44	-13.0	-28.20	37.00	Vertical	Horizontal	N/A
2292.100	-53.47	-1.19	-13.0	-40.47	84.00	Vertical	Horizontal	Pass
6796.000	-41.32	12.21	-13.0	-28.32	72.00	Vertical	Horizontal	Pass
9454.599	-41.78	16.64	-13.0	-28.78	71.00	Vertical	Horizontal	Pass

LTE

26 LTE Band 2

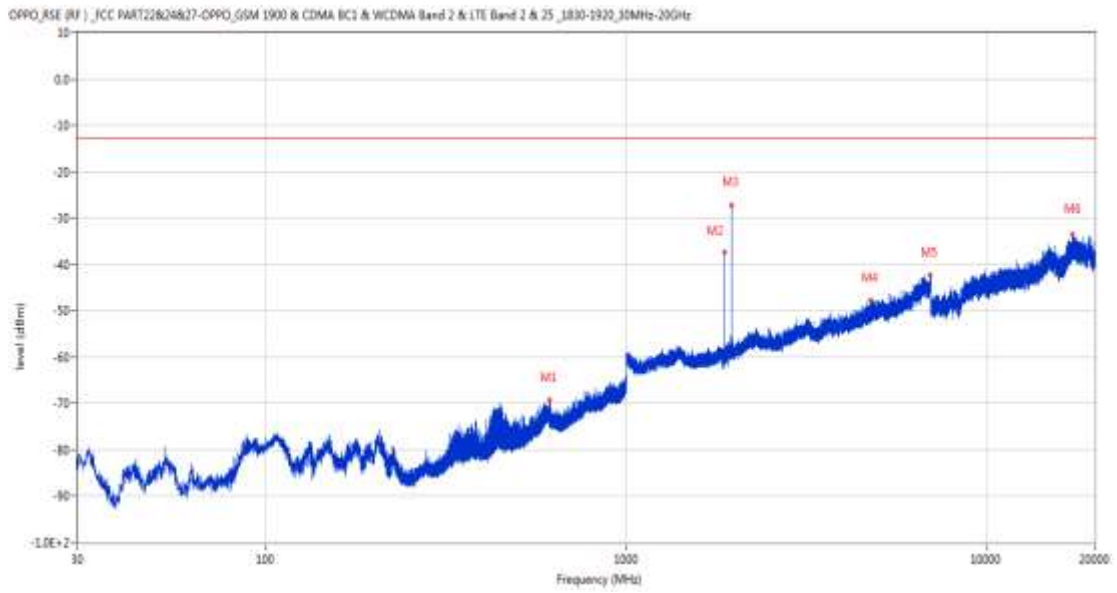
26.1 LTE Band 2 BW1.4, Middle Channel

RSE-H&H LTE Band 2 BW1.4 CH18900



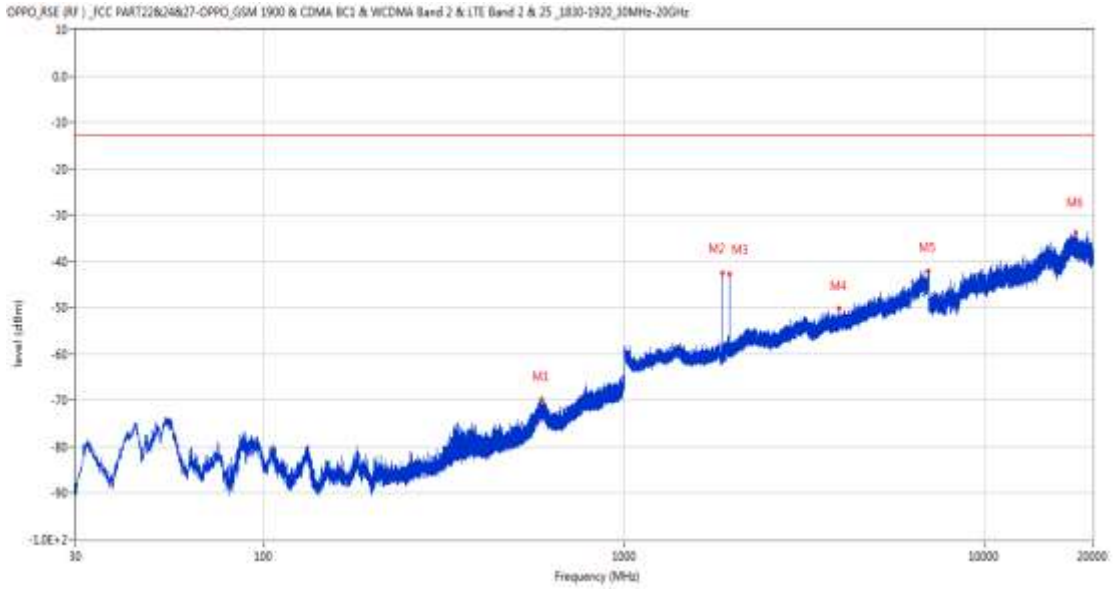
Frequency (MHz)	Result (dBm)	Factor (dB)	PK Limit (dBm)	Over Limit (dB)	Table (o)	ANT	EUT	Verdict
145.236	-72.74	-15.75	-13.0	-59.74	0.00	Horizontal	Horizontal	Pass
1879.400	-36.12	-4.04	-13.0	-23.12	100.00	Horizontal	Horizontal	N/A
1960.200	-27.04	-4.68	-13.0	-14.04	209.00	Horizontal	Horizontal	N/A
3759.400	-48.80	3.62	-13.0	-35.80	139.00	Horizontal	Horizontal	Pass
6997.200	-41.75	13.61	-13.0	-28.75	181.00	Horizontal	Horizontal	Pass
17668.401	-32.99	21.31	-13.0	-19.99	-1.00	Horizontal	Horizontal	Pass

RSE-H&V LTE Band 2 BW1.4 CH18900



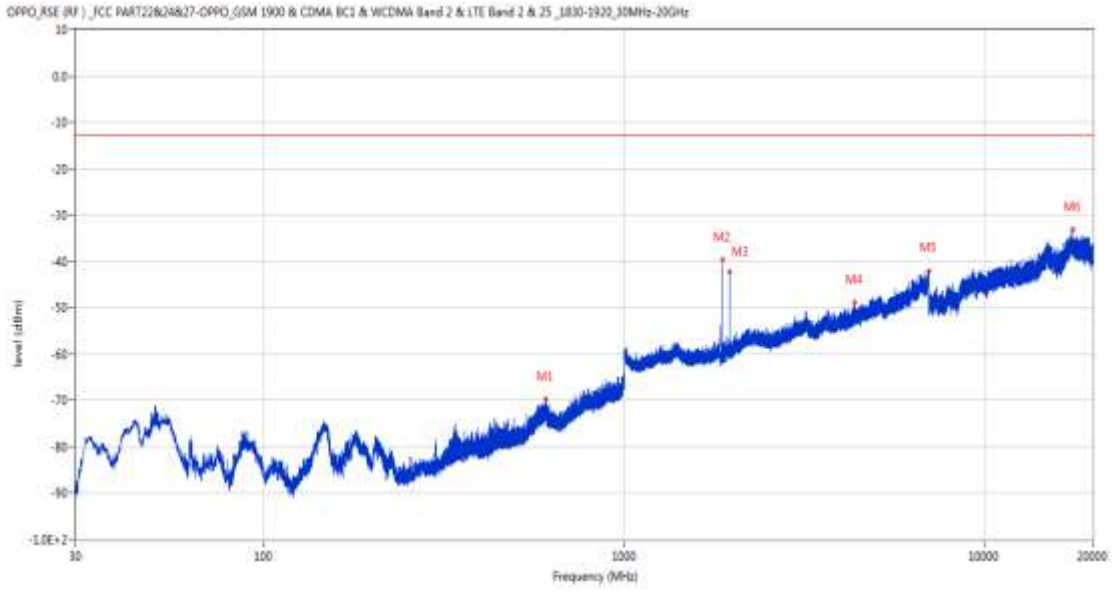
Frequency (MHz)	Result (dBm)	Factor (dB)	PK Limit (dBm)	Over Limit (dB)	Table (o)	ANT	EUT	Verdict
611.370	-69.21	-2.63	-13.0	-56.21	2.00	Horizontal	Vertical	Pass
1879.500	-37.35	-4.04	-13.0	-24.35	175.00	Horizontal	Vertical	N/A
1959.800	-27.16	-4.68	-13.0	-14.16	221.00	Horizontal	Vertical	N/A
4780.000	-47.59	7.24	-13.0	-34.59	290.00	Horizontal	Vertical	Pass
6986.800	-42.38	13.70	-13.0	-29.38	149.00	Horizontal	Vertical	Pass
17293.937	-33.53	21.13	-13.0	-20.53	39.00	Horizontal	Vertical	Pass

RSE-V&V LTE Band 2 BW1.4 CH18900



Frequency (MHz)	Result (dBm)	Factor (dB)	PK Limit (dBm)	Over Limit (dB)	Table (o)	ANT	EUT	Verdict
590.903	-69.61	-3.10	-13.0	-56.61	0.00	Vertical	Vertical	Pass
1879.400	-42.48	-4.04	-13.0	-29.48	10.00	Vertical	Vertical	N/A
1959.500	-42.65	-4.67	-13.0	-29.65	143.00	Vertical	Vertical	N/A
3953.800	-50.17	5.66	-13.0	-37.17	68.00	Vertical	Vertical	Pass
6978.000	-42.09	13.90	-13.0	-29.09	222.00	Vertical	Vertical	Pass
17907.288	-33.70	22.68	-13.0	-20.70	361.00	Vertical	Vertical	Pass

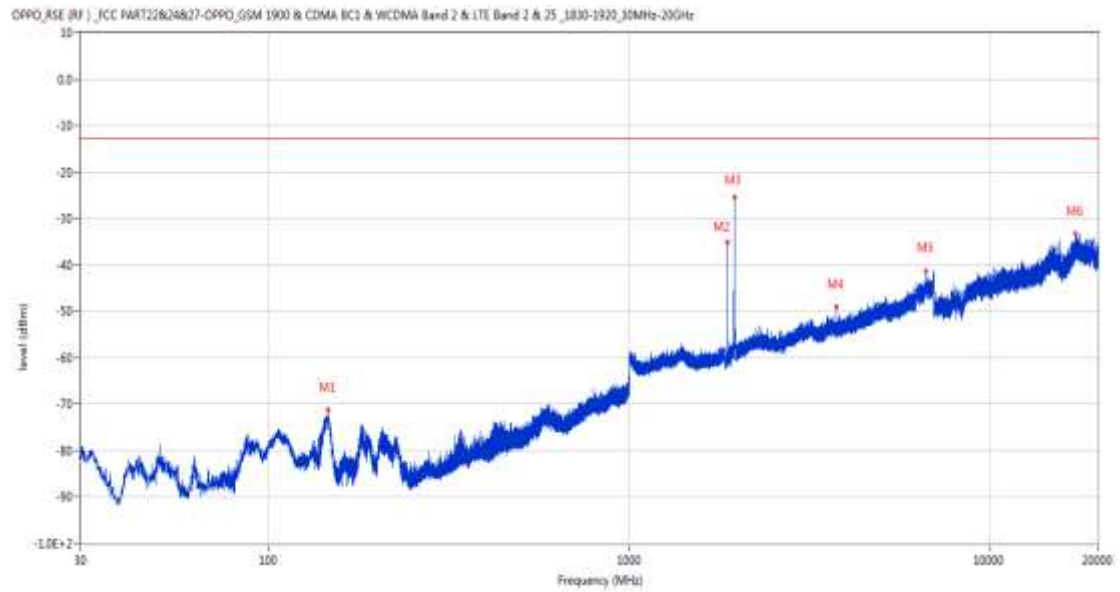
RSE-V&H LTE Band 2 BW1.4 CH18900



Frequency (MHz)	Result (dBm)	Factor (dB)	PK Limit (dBm)	Over Limit (dB)	Table (o)	ANT	EUT	Verdict
604.822	-69.65	-2.46	-13.0	-56.65	262.00	Vertical	Horizontal	Pass
1879.500	-39.58	-4.04	-13.0	-26.58	91.00	Vertical	Horizontal	N/A
1959.600	-42.21	-4.68	-13.0	-29.21	156.00	Vertical	Horizontal	N/A
4359.600	-48.78	6.86	-13.0	-35.78	175.00	Vertical	Horizontal	Pass
6996.600	-42.10	13.58	-13.0	-29.10	170.00	Vertical	Horizontal	Pass
17579.950	-33.20	22.19	-13.0	-20.20	15.00	Vertical	Horizontal	Pass

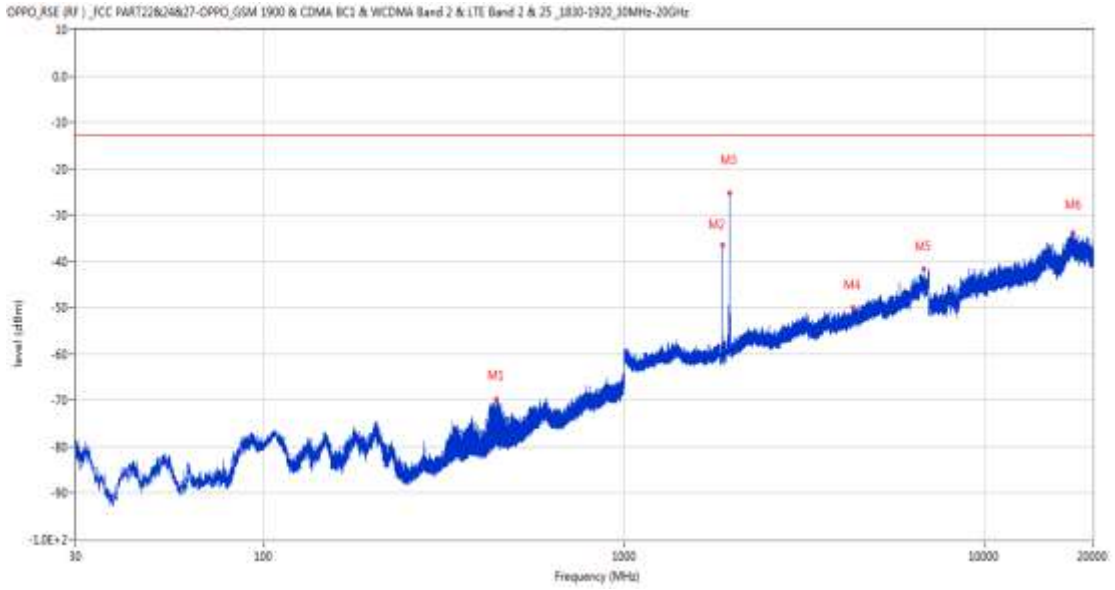
26.2 LTE Band 2 BW3, Middle Channel

RSE-H&H LTE Band 2 BW3 CH18900



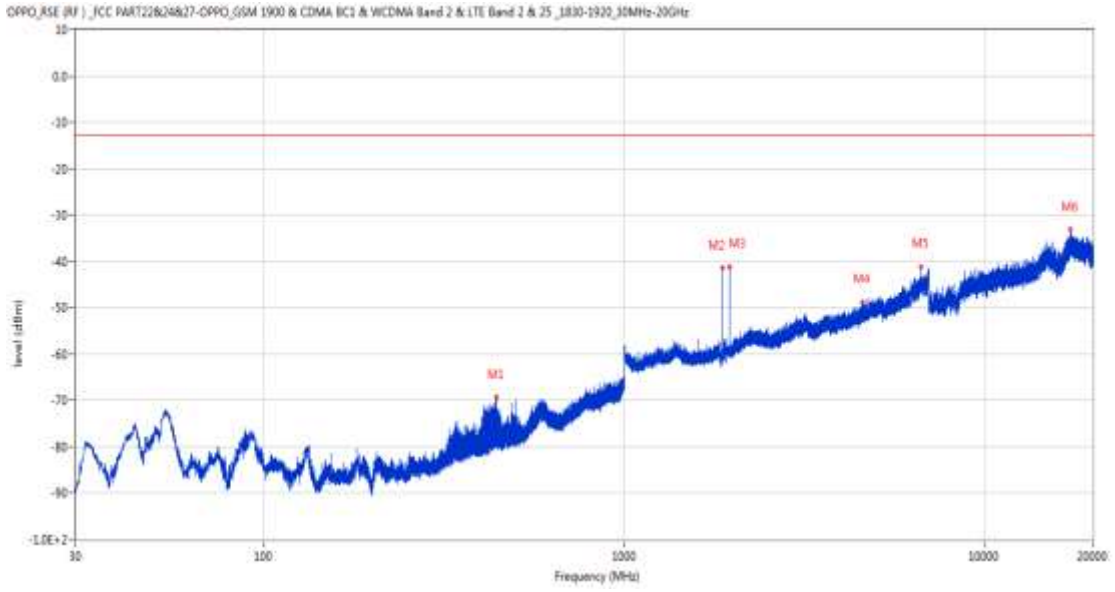
Frequency (MHz)	Result (dBm)	Factor (dB)	PK Limit (dBm)	Over Limit (dB)	Table (o)	ANT	EUT	Verdict
146.012	-71.17	-15.69	-13.0	-58.17	353.00	Horizontal	Horizontal	Pass
1878.600	-35.19	-4.05	-13.0	-22.19	93.00	Horizontal	Horizontal	N/A
1960.100	-25.54	-4.68	-13.0	-12.54	219.00	Horizontal	Horizontal	N/A
3757.400	-49.01	3.62	-13.0	-36.01	136.00	Horizontal	Horizontal	Pass
6685.800	-41.49	12.03	-13.0	-28.49	16.00	Horizontal	Horizontal	Pass
17288.137	-33.40	21.11	-13.0	-20.40	128.00	Horizontal	Horizontal	Pass

RSE-H&V LTE Band 2 BW3 CH18900



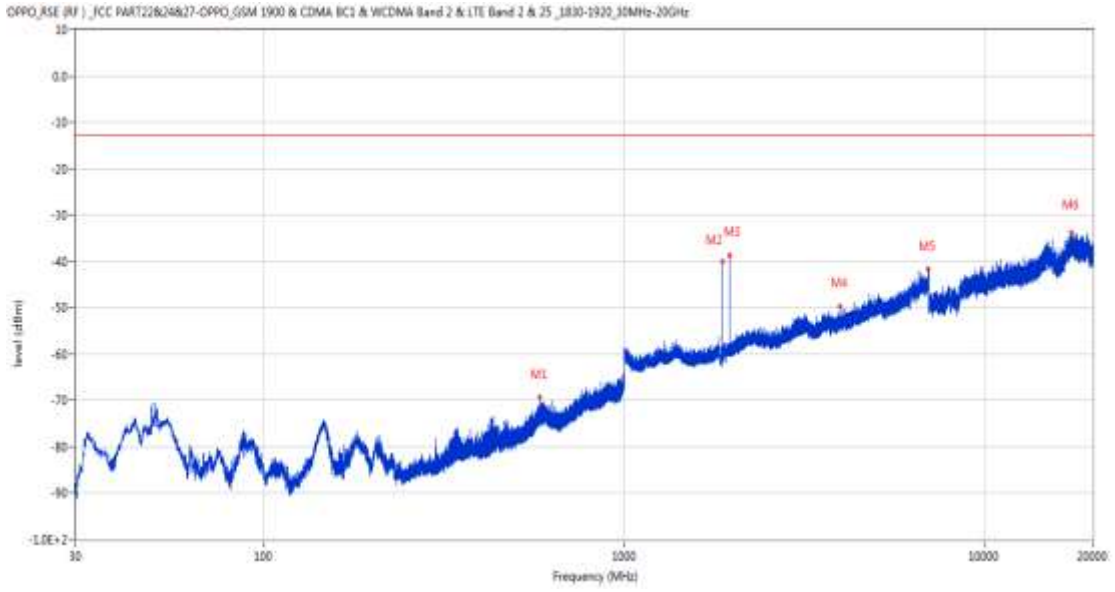
Frequency (MHz)	Result (dBm)	Factor (dB)	PK Limit (dBm)	Over Limit (dB)	Table (o)	ANT	EUT	Verdict
442.250	-69.63	-8.13	-13.0	-56.63	103.00	Horizontal	Vertical	Pass
1878.700	-36.44	-4.05	-13.0	-23.44	173.00	Horizontal	Vertical	N/A
1959.300	-25.22	-4.67	-13.0	-12.22	195.00	Horizontal	Vertical	N/A
4322.200	-49.88	5.89	-13.0	-36.88	32.00	Horizontal	Vertical	Pass
6789.000	-41.70	12.37	-13.0	-28.70	302.00	Horizontal	Vertical	Pass
17587.200	-33.87	22.11	-13.0	-20.87	216.00	Horizontal	Vertical	Pass

RSE-V&V LTE Band 2 BW3 CH18900



Frequency (MHz)	Result (dBm)	Factor (dB)	PK Limit (dBm)	Over Limit (dB)	Table (o)	ANT	EUT	Verdict
442.250	-69.29	-8.13	-13.0	-56.29	60.00	Vertical	Vertical	Pass
1878.700	-41.39	-4.05	-13.0	-28.39	37.00	Vertical	Vertical	N/A
1959.200	-41.09	-4.67	-13.0	-28.09	170.00	Vertical	Vertical	N/A
4598.400	-48.71	6.29	-13.0	-35.71	212.00	Vertical	Vertical	Pass
6685.200	-41.26	12.04	-13.0	-28.26	300.00	Vertical	Vertical	Pass
17372.600	-33.21	21.96	-13.0	-20.21	186.00	Vertical	Vertical	Pass

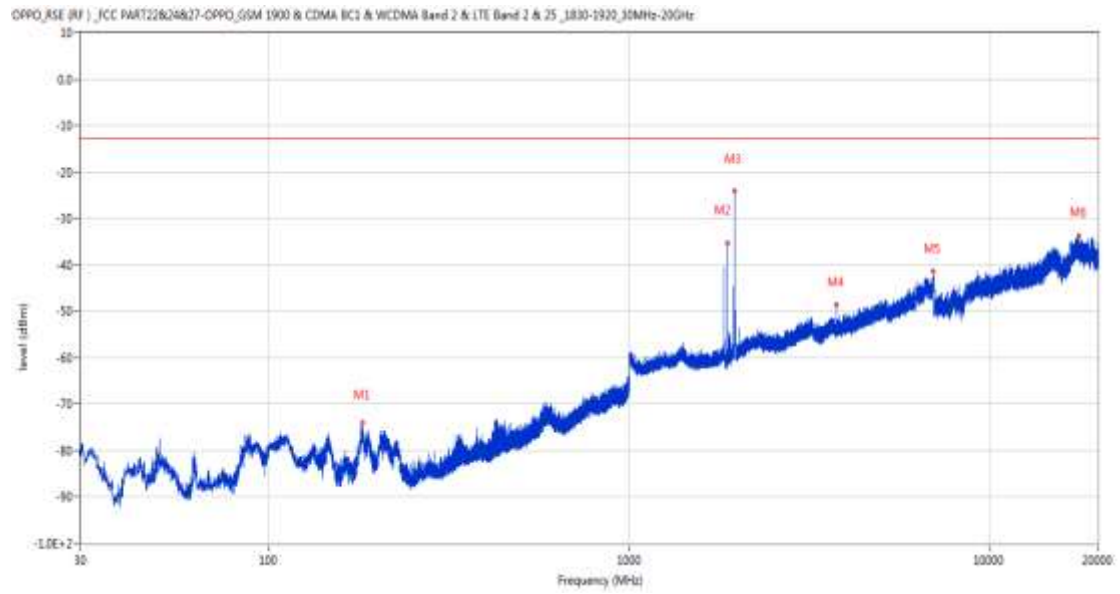
RSE-V&H LTE Band 2 BW3 CH18900



Frequency (MHz)	Result (dBm)	Factor (dB)	PK Limit (dBm)	Over Limit (dB)	Table (o)	ANT	EUT	Verdict
584.064	-69.34	-3.74	-13.0	-56.34	181.00	Vertical	Horizontal	Pass
1878.600	-40.11	-4.05	-13.0	-27.11	70.00	Vertical	Horizontal	N/A
1959.300	-38.73	-4.67	-13.0	-25.73	152.00	Vertical	Horizontal	N/A
3965.400	-49.62	5.55	-13.0	-36.62	331.00	Vertical	Horizontal	Pass
6993.800	-41.58	13.64	-13.0	-28.58	148.00	Vertical	Horizontal	Pass
17378.400	-33.71	22.17	-13.0	-20.71	106.00	Vertical	Horizontal	Pass

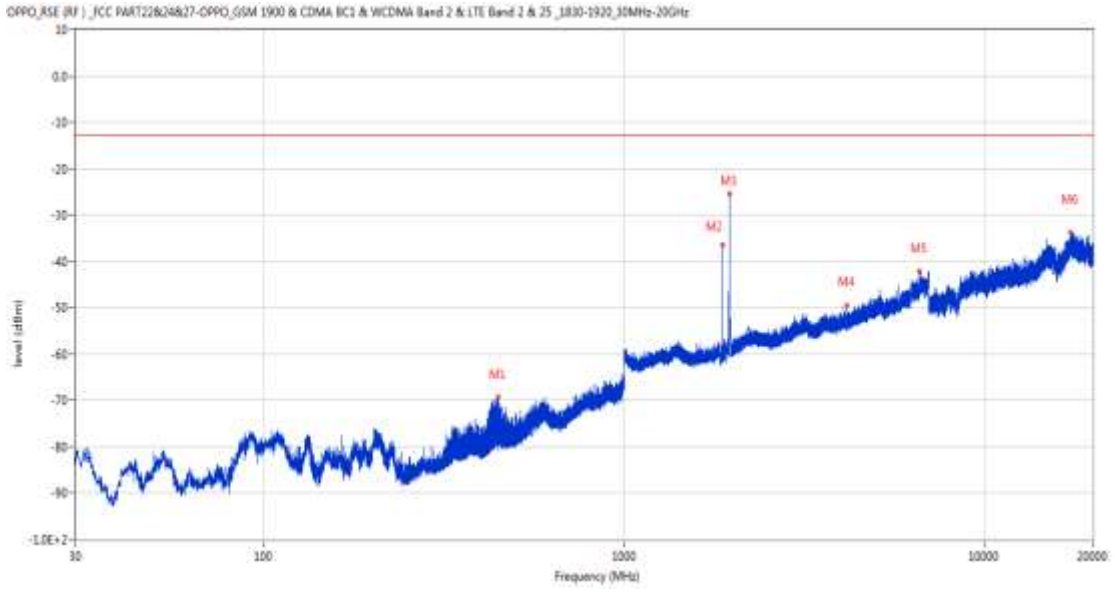
26.3 LTE Band 2 BW5, Middle Channel

RSE-H&H LTE Band 2 BW5 CH18900



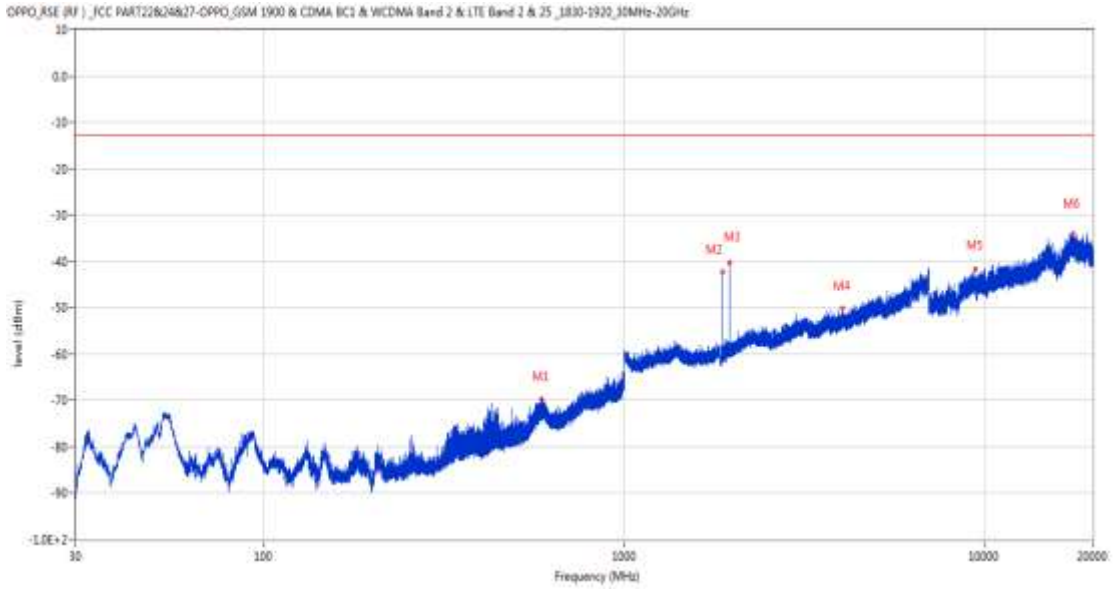
Frequency (MHz)	Result (dBm)	Factor (dB)	PK Limit (dBm)	Over Limit (dB)	Table (o)	ANT	EUT	Verdict
182.387	-74.01	-14.42	-13.0	-61.01	301.00	Horizontal	Horizontal	Pass
1877.700	-35.38	-4.06	-13.0	-22.38	75.00	Horizontal	Horizontal	N/A
1959.100	-24.14	-4.67	-13.0	-11.14	205.00	Horizontal	Horizontal	N/A
3755.600	-48.59	3.56	-13.0	-35.59	130.00	Horizontal	Horizontal	Pass
6973.000	-41.49	13.67	-13.0	-28.49	323.00	Horizontal	Horizontal	Pass
17673.114	-33.82	21.41	-13.0	-20.82	73.00	Horizontal	Horizontal	Pass

RSE-H&V LTE Band 2 BW5 CH18900



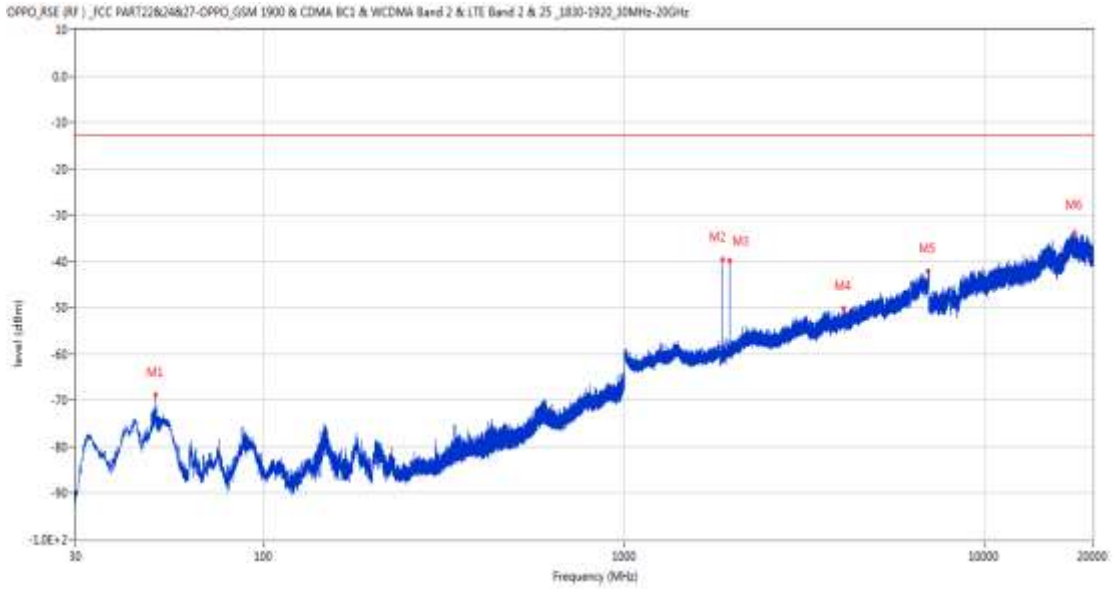
Frequency (MHz)	Result (dBm)	Factor (dB)	PK Limit (dBm)	Over Limit (dB)	Table (o)	ANT	EUT	Verdict
448.361	-69.33	-8.07	-13.0	-56.33	92.00	Horizontal	Vertical	Pass
1877.700	-36.48	-4.06	-13.0	-23.48	185.00	Horizontal	Vertical	N/A
1959.500	-25.43	-4.67	-13.0	-12.43	227.00	Horizontal	Vertical	N/A
4157.600	-49.58	4.88	-13.0	-36.58	178.00	Horizontal	Vertical	Pass
6603.200	-42.17	11.96	-13.0	-29.17	204.00	Horizontal	Vertical	Pass
17315.688	-33.69	21.09	-13.0	-20.69	102.00	Horizontal	Vertical	Pass

RSE-V&V LTE Band 2 BW5 CH18900



Frequency (MHz)	Result (dBm)	Factor (dB)	PK Limit (dBm)	Over Limit (dB)	Table (o)	ANT	EUT	Verdict
588.769	-69.61	-3.38	-13.0	-56.61	223.00	Vertical	Vertical	Pass
1877.700	-42.40	-4.06	-13.0	-29.40	13.00	Vertical	Vertical	N/A
1960.700	-40.22	-4.69	-13.0	-27.22	159.00	Vertical	Vertical	N/A
4050.800	-50.26	5.40	-13.0	-37.26	237.00	Vertical	Vertical	Pass
9429.950	-41.71	16.26	-13.0	-28.71	242.00	Vertical	Vertical	Pass
17622.725	-33.95	21.73	-13.0	-20.95	99.00	Vertical	Vertical	Pass

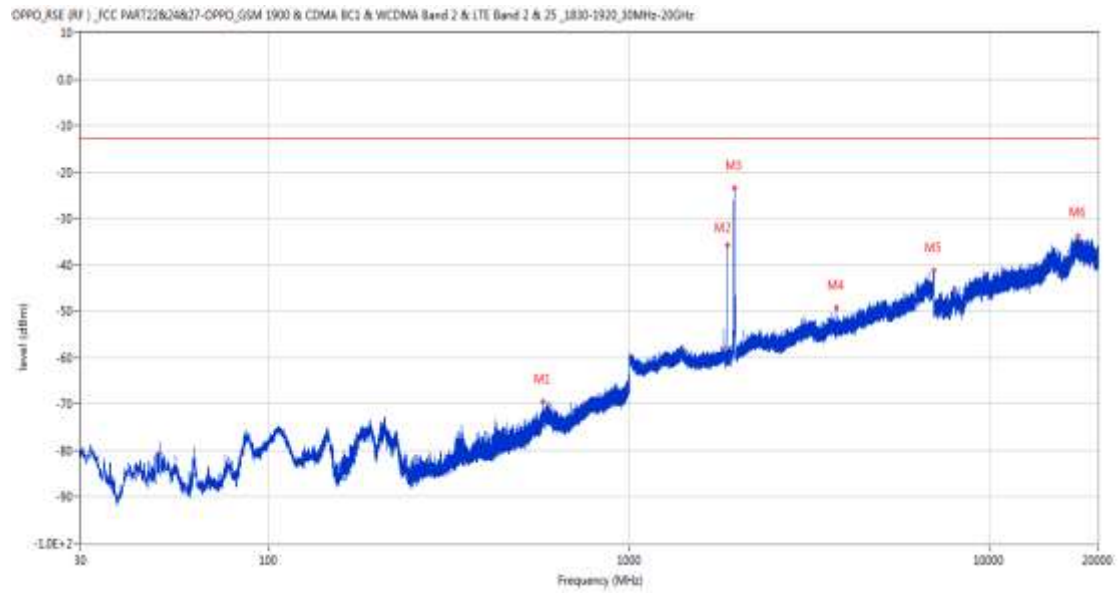
RSE-V&H LTE Band 2 BW5 CH18900



Frequency (MHz)	Result (dBm)	Factor (dB)	PK Limit (dBm)	Over Limit (dB)	Table (o)	ANT	EUT	Verdict
50.127	-68.78	-15.84	-13.0	-55.78	83.00	Vertical	Horizontal	Pass
1877.700	-39.66	-4.06	-13.0	-26.66	83.00	Vertical	Horizontal	N/A
1960.000	-39.80	-4.68	-13.0	-26.80	173.00	Vertical	Horizontal	N/A
4060.400	-50.22	5.18	-13.0	-37.22	305.00	Vertical	Horizontal	Pass
6980.600	-41.97	13.78	-13.0	-28.97	224.00	Vertical	Horizontal	Pass
17855.812	-33.75	22.00	-13.0	-20.75	56.00	Vertical	Horizontal	Pass

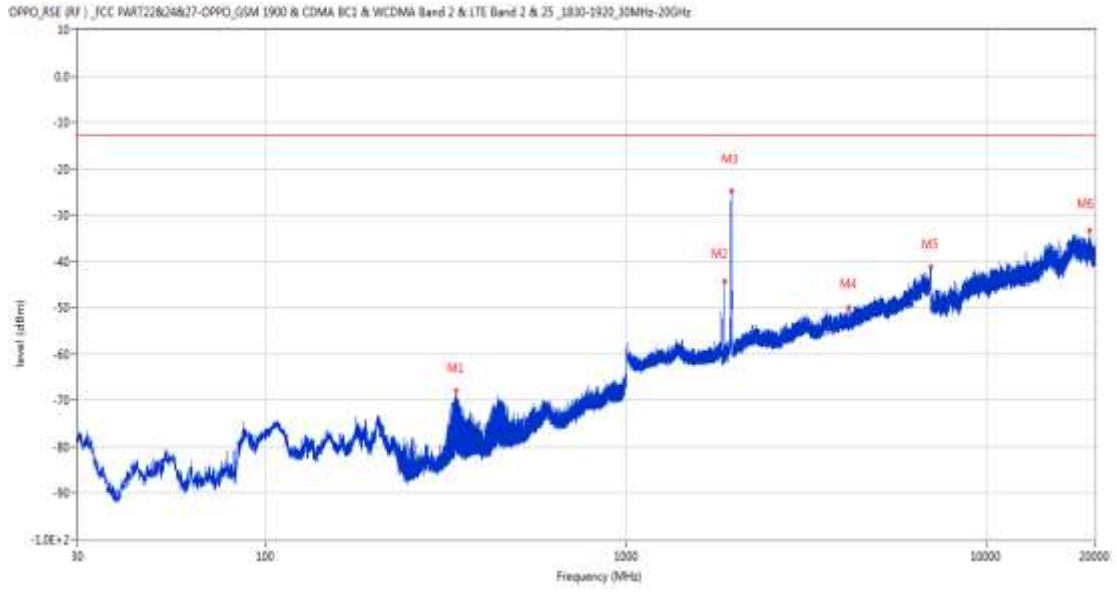
26.4 LTE Band 2 BW10, Middle Channel

RSE-H&H LTE Band 2 BW10 CH18900



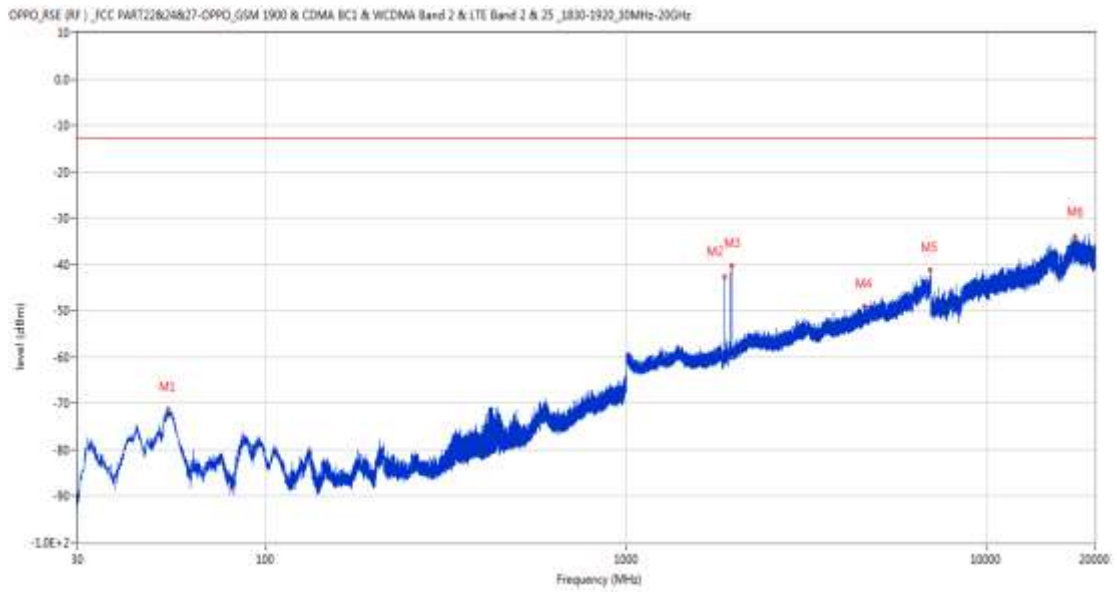
Frequency (MHz)	Result (dBm)	Factor (dB)	PK Limit (dBm)	Over Limit (dB)	Table (o)	ANT	EUT	Verdict
577.662	-69.51	-4.39	-13.0	-56.51	-3.00	Horizontal	Horizontal	Pass
1875.500	-35.78	-4.09	-13.0	-22.78	61.00	Horizontal	Horizontal	N/A
1962.600	-23.43	-4.67	-13.0	-10.43	226.00	Horizontal	Horizontal	N/A
3751.000	-49.16	3.42	-13.0	-36.16	137.00	Horizontal	Horizontal	Pass
6994.400	-41.09	13.61	-13.0	-28.09	272.00	Horizontal	Horizontal	Pass
17589.012	-33.71	22.09	-13.0	-20.71	348.00	Horizontal	Horizontal	Pass

RSE-H&V LTE Band 2 BW10 CH18900



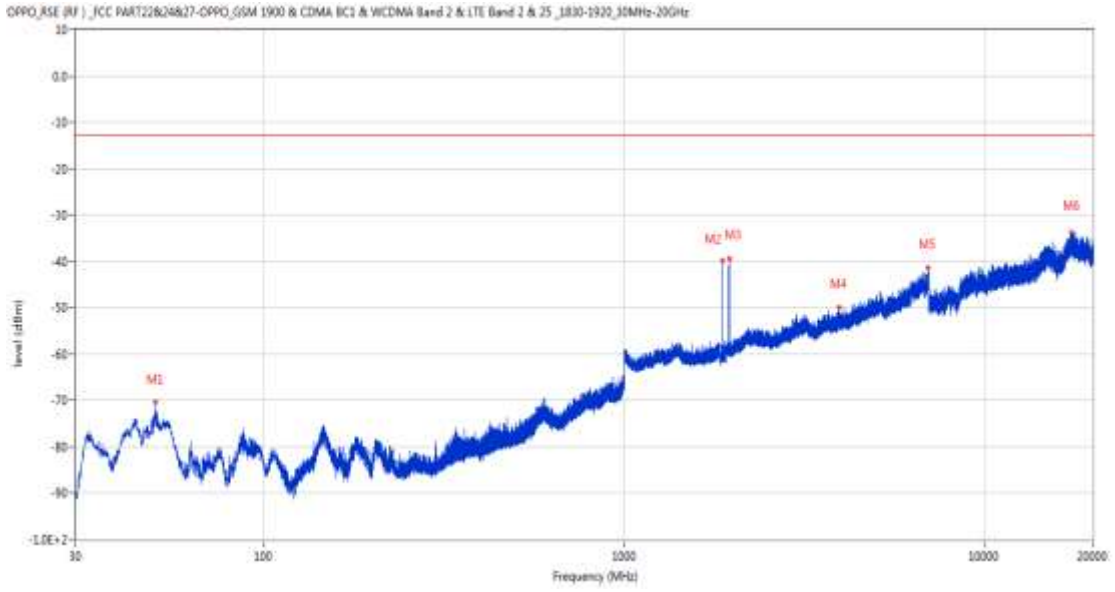
Frequency (MHz)	Result (dBm)	Factor (dB)	PK Limit (dBm)	Over Limit (dB)	Table (o)	ANT	EUT	Verdict
337.054	-67.89	-10.63	-13.0	-54.89	0.00	Horizontal	Vertical	Pass
1879.300	-44.27	-4.04	-13.0	-31.27	166.00	Horizontal	Vertical	N/A
1963.000	-24.84	-4.65	-13.0	-11.84	207.00	Horizontal	Vertical	N/A
4144.400	-49.99	5.12	-13.0	-36.99	79.00	Horizontal	Vertical	Pass
6997.400	-41.25	13.61	-13.0	-28.25	229.00	Horizontal	Vertical	Pass
19324.301	-33.24	27.85	-13.0	-20.24	326.00	Horizontal	Vertical	Pass

RSE-V&V LTE Band 2 BW10 CH18900



Frequency (MHz)	Result (dBm)	Factor (dB)	PK Limit (dBm)	Over Limit (dB)	Table (o)	ANT	EUT	Verdict
53.620	-71.24	-16.59	-13.0	-58.24	105.00	Vertical	Vertical	Pass
1875.500	-42.78	-4.09	-13.0	-29.78	15.00	Vertical	Vertical	N/A
1963.100	-40.28	-4.65	-13.0	-27.28	178.00	Vertical	Vertical	N/A
4577.600	-48.99	6.28	-13.0	-35.99	272.00	Vertical	Vertical	Pass
6990.400	-41.29	13.47	-13.0	-28.29	105.00	Vertical	Vertical	Pass
17589.012	-34.06	22.09	-13.0	-21.06	71.00	Vertical	Vertical	Pass

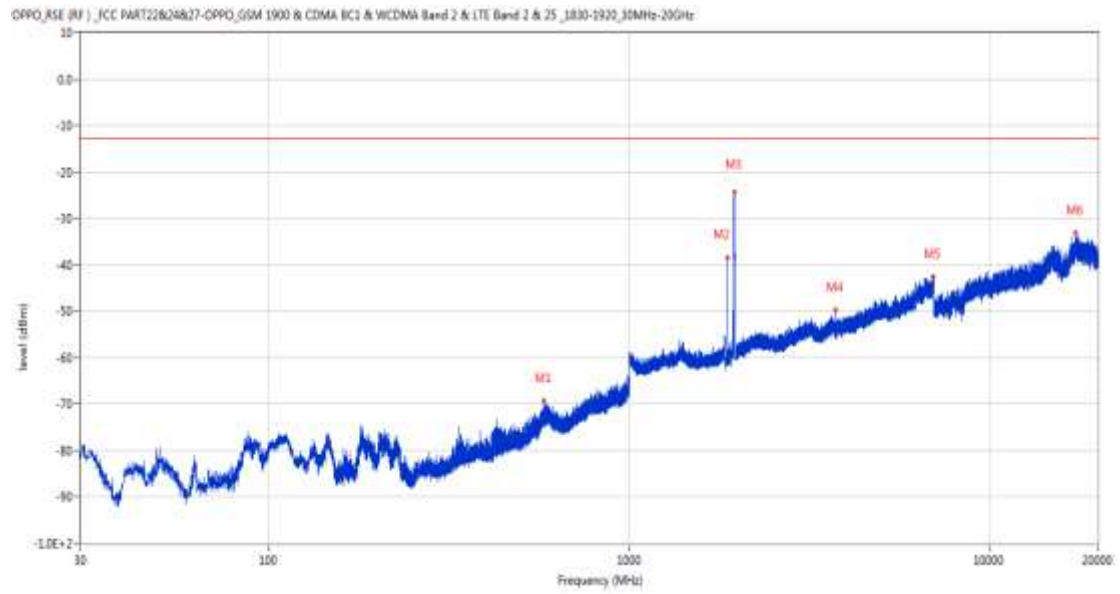
RSE-V&H LTE Band 2 BW10 CH18900



Frequency (MHz)	Result (dBm)	Factor (dB)	PK Limit (dBm)	Over Limit (dB)	Table (o)	ANT	EUT	Verdict
50.224	-70.47	-15.85	-13.0	-57.47	360.00	Vertical	Horizontal	Pass
1875.500	-39.93	-4.09	-13.0	-26.93	67.00	Vertical	Horizontal	N/A
1963.400	-39.32	-4.63	-13.0	-26.32	144.00	Vertical	Horizontal	N/A
3959.400	-49.96	5.64	-13.0	-36.96	357.00	Vertical	Horizontal	Pass
6979.200	-41.31	13.90	-13.0	-28.31	338.00	Vertical	Horizontal	Pass
17428.062	-33.83	22.45	-13.0	-20.83	322.00	Vertical	Horizontal	Pass

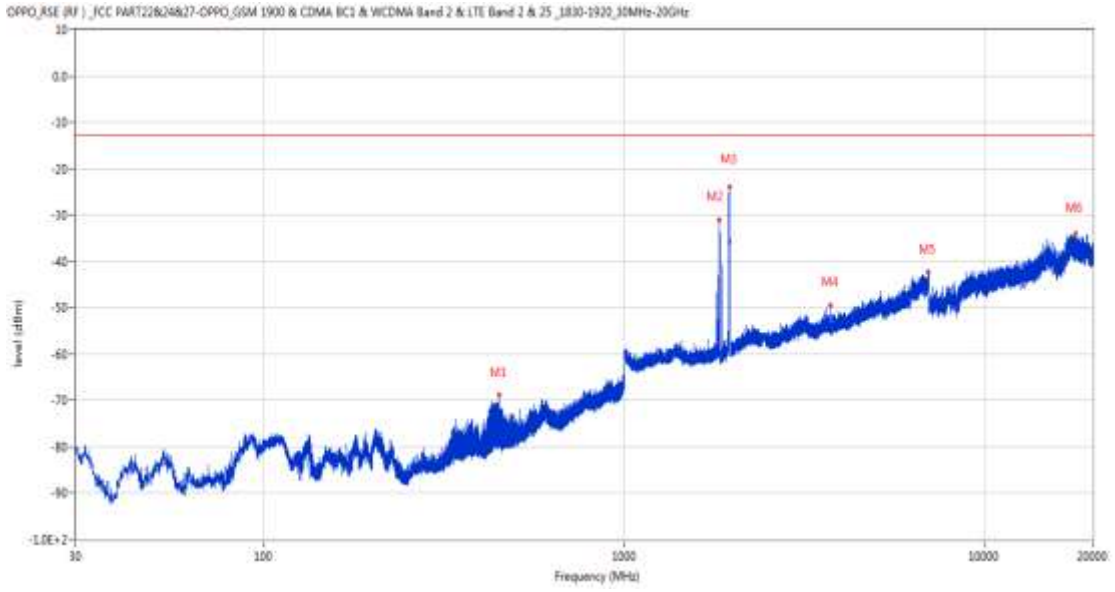
26.5 LTE Band 2 BW15, Middle Channel

RSE-H&H LTE Band 2 BW15 CH18900



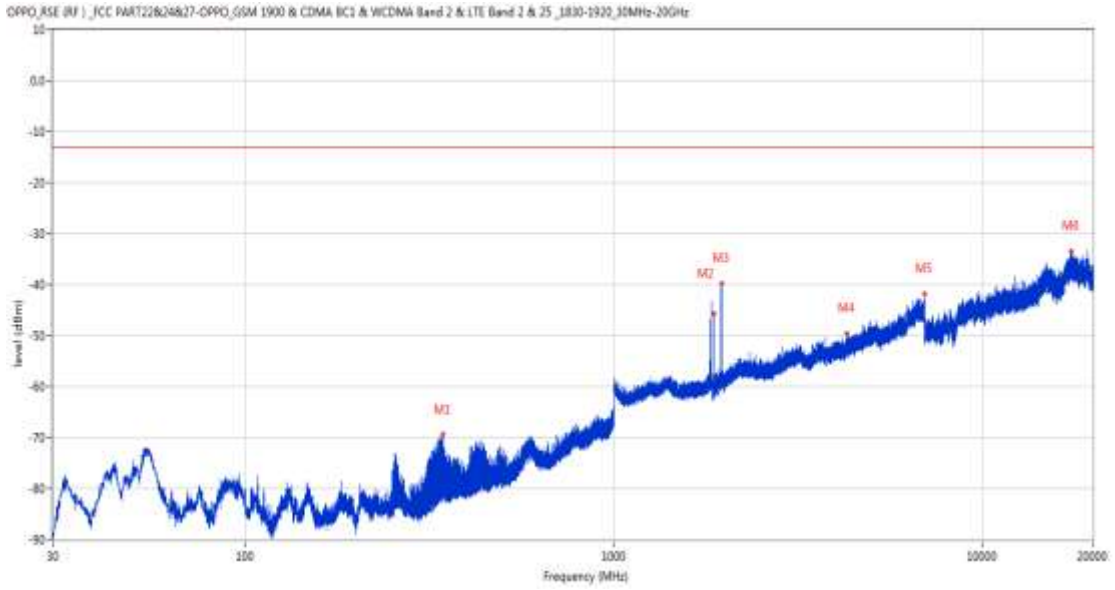
Frequency (MHz)	Result (dBm)	Factor (dB)	PK Limit (dBm)	Over Limit (dB)	Table (o)	ANT	EUT	Verdict
580.233	-69.30	-4.22	-13.0	-56.30	363.00	Horizontal	Horizontal	Pass
1873.200	-38.58	-4.12	-13.0	-25.58	84.00	Horizontal	Horizontal	N/A
1965.900	-24.39	-4.57	-13.0	-11.39	201.00	Horizontal	Horizontal	N/A
3746.800	-49.79	3.40	-13.0	-36.79	134.00	Horizontal	Horizontal	Pass
6964.400	-42.57	13.14	-13.0	-29.57	271.00	Horizontal	Horizontal	Pass
17335.261	-32.99	21.08	-13.0	-19.99	361.00	Horizontal	Horizontal	Pass

RSE-H&V LTE Band 2 BW15 CH18900



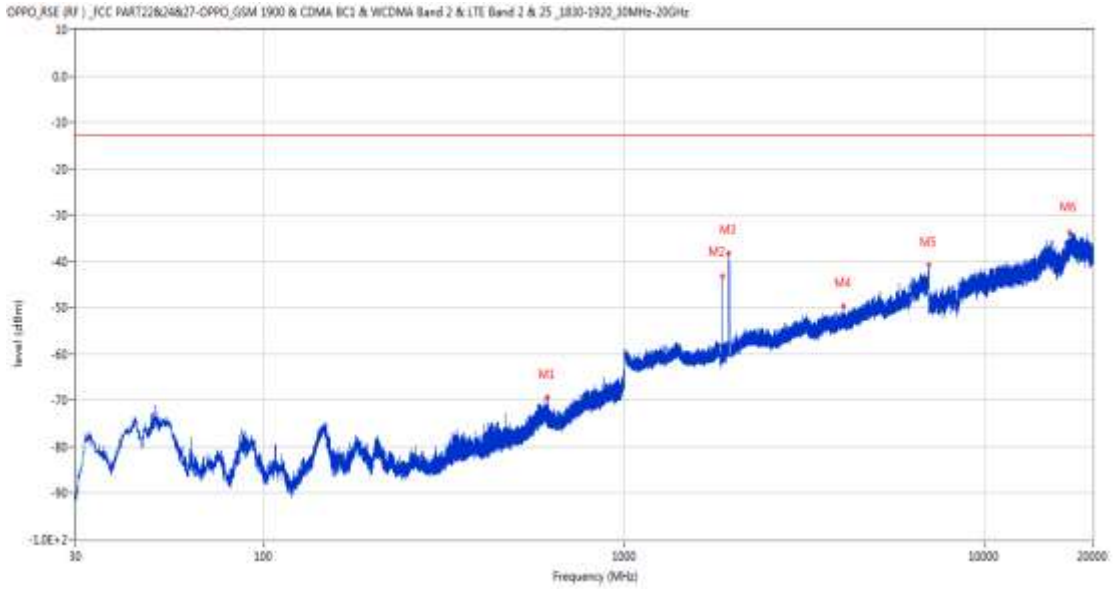
Frequency (MHz)	Result (dBm)	Factor (dB)	PK Limit (dBm)	Over Limit (dB)	Table (o)	ANT	EUT	Verdict
449.961	-68.76	-8.06	-13.0	-55.76	95.00	Horizontal	Vertical	Pass
1839.600	-31.03	-4.44	-13.0	-18.03	187.00	Horizontal	Vertical	N/A
1966.300	-23.83	-4.55	-13.0	-10.83	227.00	Horizontal	Vertical	N/A
3746.600	-49.45	3.38	-13.0	-36.45	205.00	Horizontal	Vertical	Pass
6984.600	-42.40	13.74	-13.0	-29.40	109.00	Horizontal	Vertical	Pass
17896.051	-34.07	22.82	-13.0	-21.07	328.00	Horizontal	Vertical	Pass

RSE-V&V LTE Band 2 BW15 CH18900



Frequency (MHz)	Result (dBm)	Factor (dB)	PK Limit (dBm)	Over Limit (dB)	Table (o)	ANT	EUT	Verdict
344.716	-69.40	-10.27	-13.0	-56.40	361.00	Vertical	Vertical	Pass
1873.200	-45.77	-4.12	-13.0	-32.77	3.00	Vertical	Vertical	N/A
1964.100	-39.79	-4.61	-13.0	-26.79	157.00	Vertical	Vertical	N/A
4307.400	-49.55	5.53	-13.0	-36.55	171.00	Vertical	Vertical	Pass
6997.800	-41.88	13.63	-13.0	-28.88	303.00	Vertical	Vertical	Pass
17460.687	-33.38	21.74	-13.0	-20.38	212.00	Vertical	Vertical	Pass

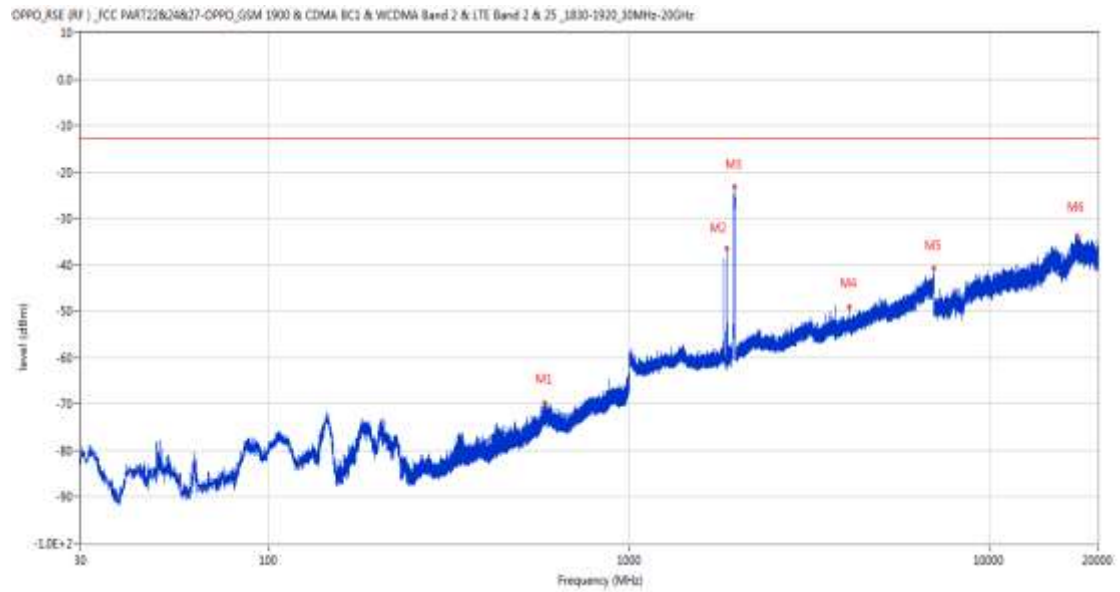
RSE-V&H LTE Band 2 BW15 CH18900



Frequency (MHz)	Result (dBm)	Factor (dB)	PK Limit (dBm)	Over Limit (dB)	Table (o)	ANT	EUT	Verdict
613.358	-69.32	-2.65	-13.0	-56.32	182.00	Vertical	Horizontal	Pass
1873.200	-43.29	-4.12	-13.0	-30.29	80.00	Vertical	Horizontal	N/A
1954.600	-38.18	-4.65	-13.0	-25.18	164.00	Vertical	Horizontal	N/A
4069.600	-49.79	4.83	-13.0	-36.79	1.00	Vertical	Horizontal	Pass
6997.800	-40.72	13.63	-13.0	-27.72	324.00	Vertical	Horizontal	Pass
17206.213	-33.80	20.62	-13.0	-20.80	360.00	Vertical	Horizontal	Pass

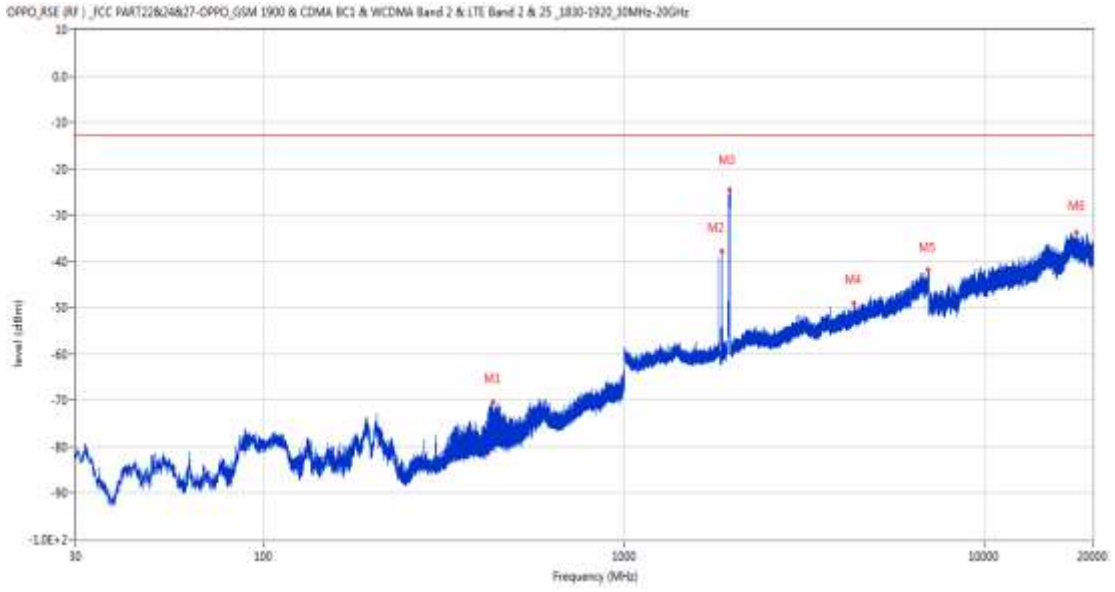
26.6 LTE Band 2 BW20, Middle Channel

RSE-H&H LTE Band 2 BW20 CH18900



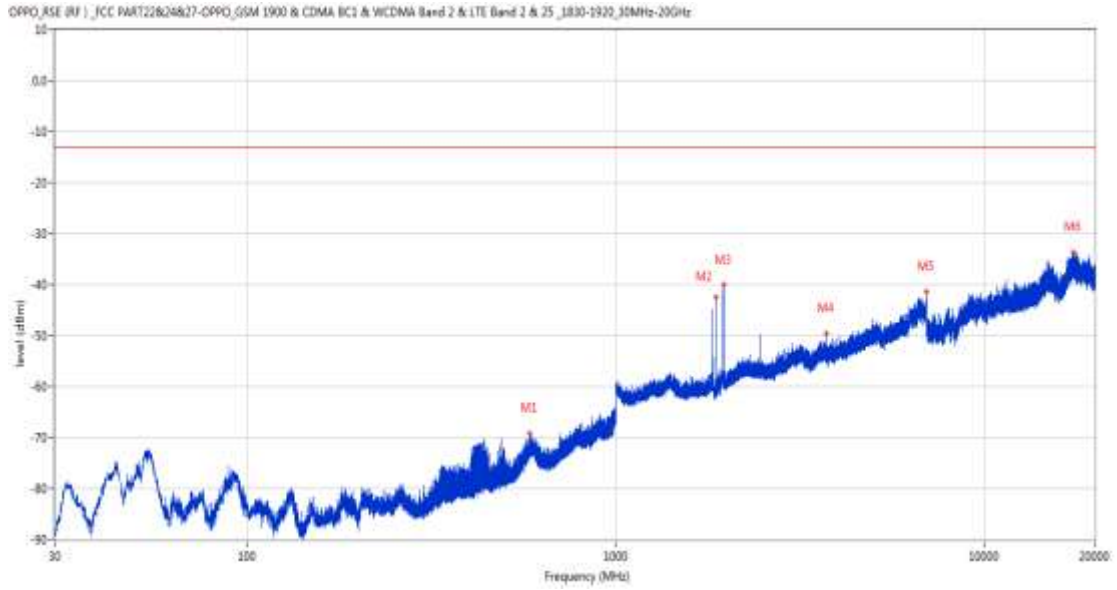
Frequency (MHz)	Result (dBm)	Factor (dB)	PK Limit (dBm)	Over Limit (dB)	Table (o)	ANT	EUT	Verdict
583.337	-69.76	-3.84	-13.0	-56.76	0.00	Horizontal	Horizontal	Pass
1871.000	-36.39	-4.14	-13.0	-23.39	83.00	Horizontal	Horizontal	N/A
1958.400	-23.29	-4.67	-13.0	-10.29	224.00	Horizontal	Horizontal	N/A
4085.200	-49.11	4.97	-13.0	-36.11	18.00	Horizontal	Horizontal	Pass
6998.800	-40.81	13.64	-13.0	-27.81	196.00	Horizontal	Horizontal	Pass
17536.088	-33.68	22.17	-13.0	-20.68	-2.00	Horizontal	Horizontal	Pass

RSE-H&V LTE Band 2 BW20 CH18900



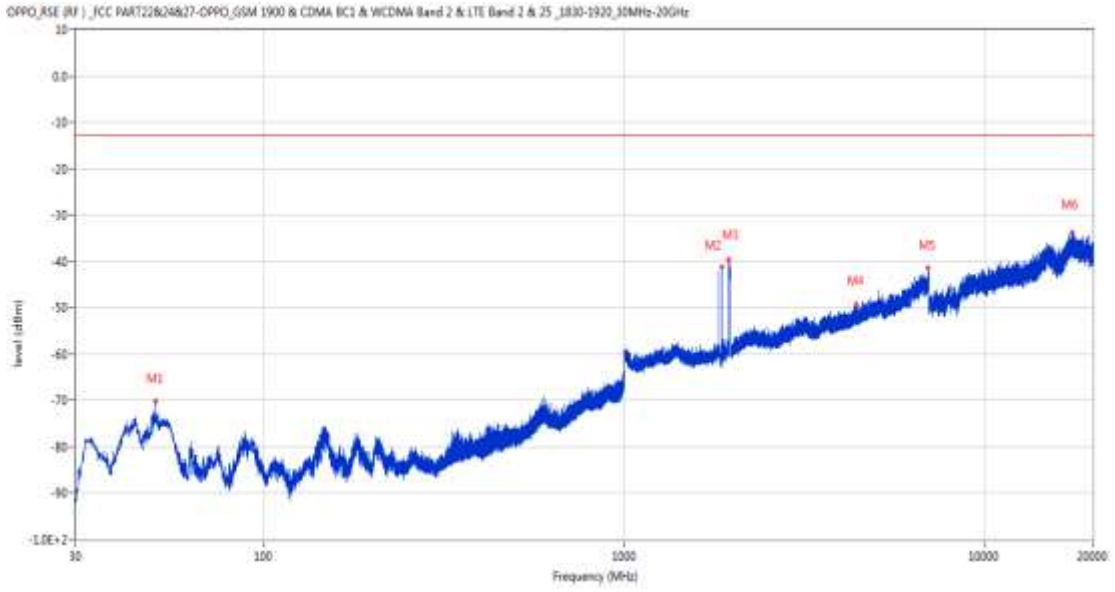
Frequency (MHz)	Result (dBm)	Factor (dB)	PK Limit (dBm)	Over Limit (dB)	Table (o)	ANT	EUT	Verdict
433.132	-70.41	-8.60	-13.0	-57.41	112.00	Horizontal	Vertical	Pass
1870.900	-37.77	-4.15	-13.0	-24.77	165.00	Horizontal	Vertical	N/A
1965.000	-24.63	-4.59	-13.0	-11.63	201.00	Horizontal	Vertical	N/A
4350.800	-48.98	6.61	-13.0	-35.98	316.00	Horizontal	Vertical	Pass
6992.400	-41.94	13.58	-13.0	-28.94	310.00	Horizontal	Vertical	Pass
17981.239	-33.85	22.63	-13.0	-20.85	69.00	Horizontal	Vertical	Pass

RSE-V&V LTE Band 2 BW20 CH18900



Frequency (MHz)	Result (dBm)	Factor (dB)	PK Limit (dBm)	Over Limit (dB)	Table (o)	ANT	EUT	Verdict
583.628	-69.26	-3.80	-13.0	-56.26	-3.00	Vertical	Vertical	Pass
1871.000	-42.54	-4.14	-13.0	-29.54	30.00	Vertical	Vertical	N/A
1968.000	-40.02	-4.44	-13.0	-27.02	330.00	Vertical	Vertical	N/A
3742.200	-49.61	3.64	-13.0	-36.61	59.00	Vertical	Vertical	Pass
6981.000	-41.38	13.80	-13.0	-28.38	222.00	Vertical	Vertical	Pass
17462.137	-33.64	21.74	-13.0	-20.64	154.00	Vertical	Vertical	Pass

RSE-V&H LTE Band 2 BW20 CH18900

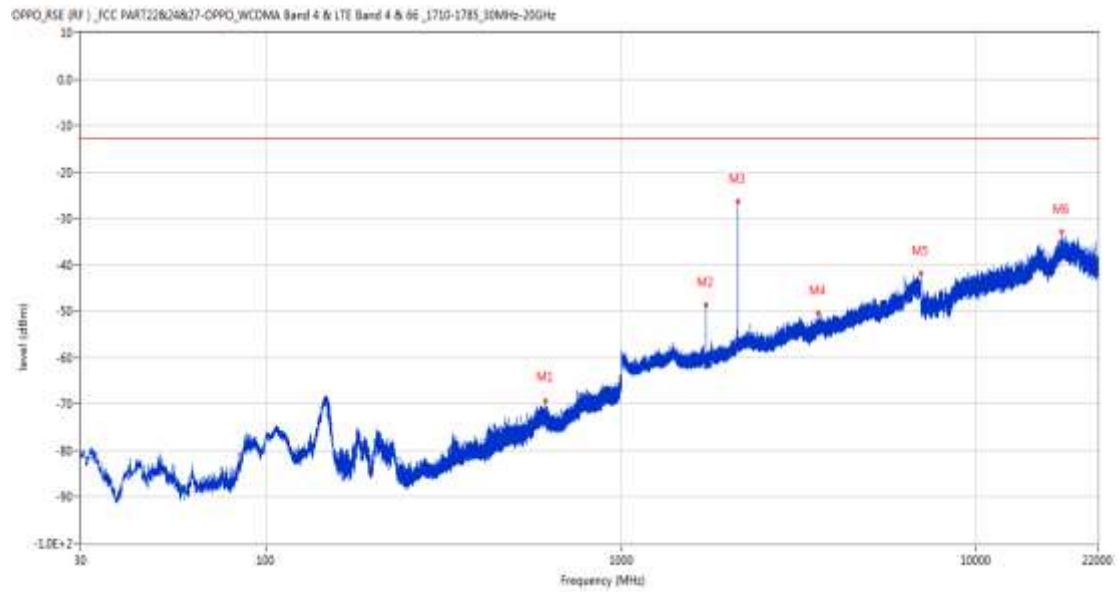


Frequency (MHz)	Result (dBm)	Factor (dB)	PK Limit (dBm)	Over Limit (dB)	Table (o)	ANT	EUT	Verdict
50.127	-70.09	-15.84	-13.0	-57.09	216.00	Vertical	Horizontal	Pass
1871.000	-41.15	-4.14	-13.0	-28.15	72.00	Vertical	Horizontal	N/A
1955.300	-39.71	-4.66	-13.0	-26.71	159.00	Vertical	Horizontal	N/A
4416.800	-49.33	5.57	-13.0	-36.33	349.00	Vertical	Horizontal	Pass
6990.200	-41.35	13.47	-13.0	-28.35	84.00	Vertical	Horizontal	Pass
17481.349	-33.78	21.66	-13.0	-20.78	194.00	Vertical	Horizontal	Pass

27 LTE Band 4

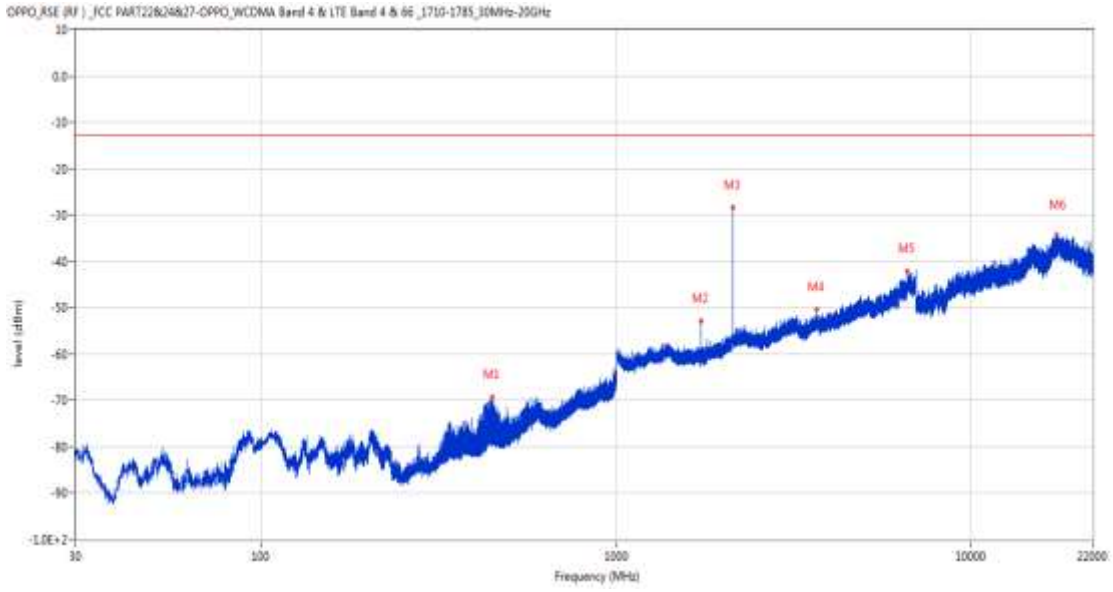
27.1 LTE Band 4 BW1.4, Middle Channel

RSE-H&H LTE Band 4 BW1.4 CH20175



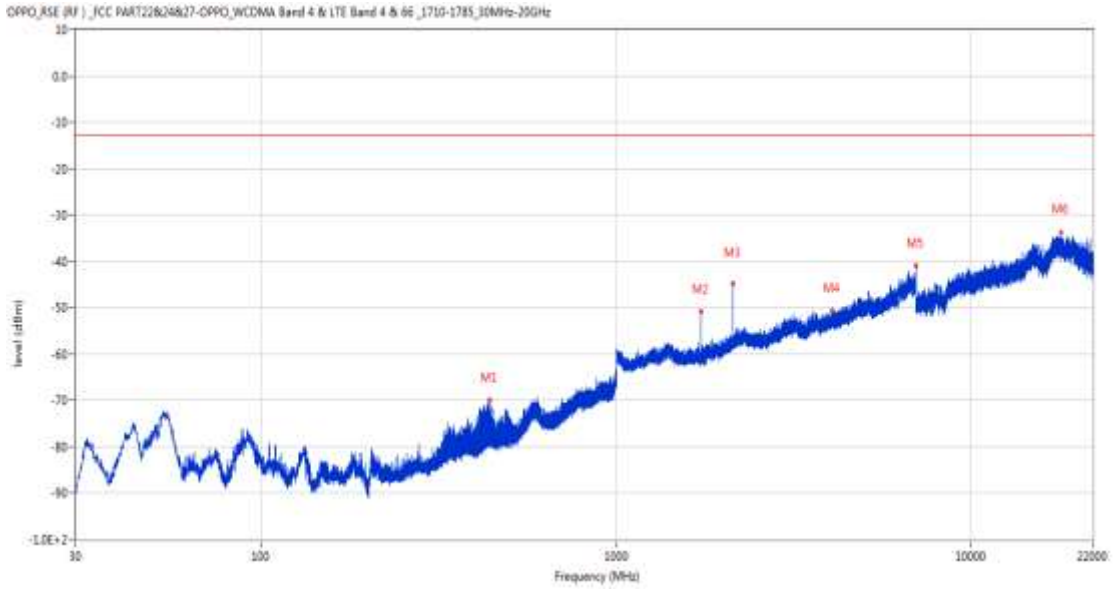
Frequency (MHz)	Result (dBm)	Factor (dB)	PK Limit (dBm)	Over Limit (dB)	Table (o)	ANT	EUT	Verdict
611.951	-69.18	-2.55	-13.0	-56.18	11.00	Horizontal	Horizontal	Pass
1731.900	-48.64	-4.53	-13.0	-35.64	99.00	Horizontal	Horizontal	N/A
2132.700	-26.28	-2.61	-13.0	-13.28	226.00	Horizontal	Horizontal	N/A
3599.000	-50.47	3.16	-13.0	-37.47	192.00	Horizontal	Horizontal	Pass
6996.600	-41.83	13.58	-13.0	-28.83	35.00	Horizontal	Horizontal	Pass
17426.801	-32.95	22.48	-13.0	-19.95	-1.00	Horizontal	Horizontal	Pass

RSE-H&V LTE Band 4 BW1.4 CH20175



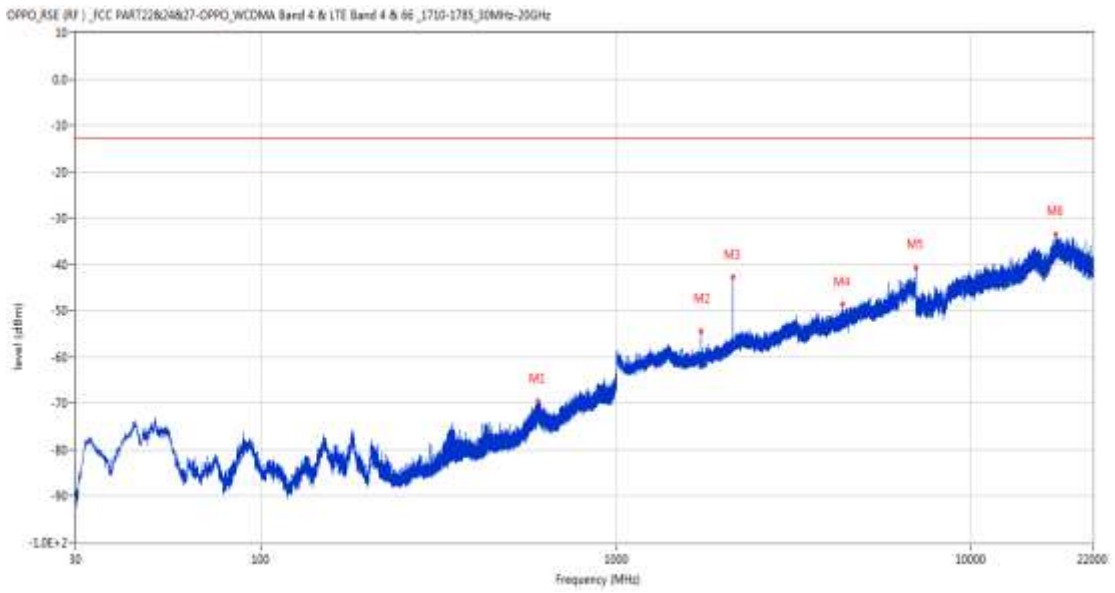
Frequency (MHz)	Result (dBm)	Factor (dB)	PK Limit (dBm)	Over Limit (dB)	Table (o)	ANT	EUT	Verdict
446.809	-69.30	-8.04	-13.0	-56.30	107.00	Horizontal	Vertical	Pass
1731.900	-52.93	-4.53	-13.0	-39.93	204.00	Horizontal	Vertical	N/A
2132.400	-28.44	-2.62	-13.0	-15.44	250.00	Horizontal	Vertical	N/A
3664.400	-50.47	3.85	-13.0	-37.47	27.00	Horizontal	Vertical	Pass
6614.800	-42.19	12.34	-13.0	-29.19	156.00	Horizontal	Vertical	Pass
17420.788	-34.24	22.63	-13.0	-21.24	272.00	Horizontal	Vertical	Pass

RSE-V&V LTE Band 4 BW1.4 CH20175



Frequency (MHz)	Result (dBm)	Factor (dB)	PK Limit (dBm)	Over Limit (dB)	Table (o)	ANT	EUT	Verdict
439.243	-69.85	-8.30	-13.0	-56.85	50.00	Vertical	Vertical	Pass
1731.900	-50.78	-4.53	-13.0	-37.78	39.00	Vertical	Vertical	N/A
2132.200	-44.71	-2.63	-13.0	-31.71	111.00	Vertical	Vertical	N/A
4069.400	-50.68	4.82	-13.0	-37.68	239.00	Vertical	Vertical	Pass
6977.200	-40.88	13.82	-13.0	-27.88	289.00	Vertical	Vertical	Pass
17873.113	-33.79	22.45	-13.0	-20.79	318.00	Vertical	Vertical	Pass

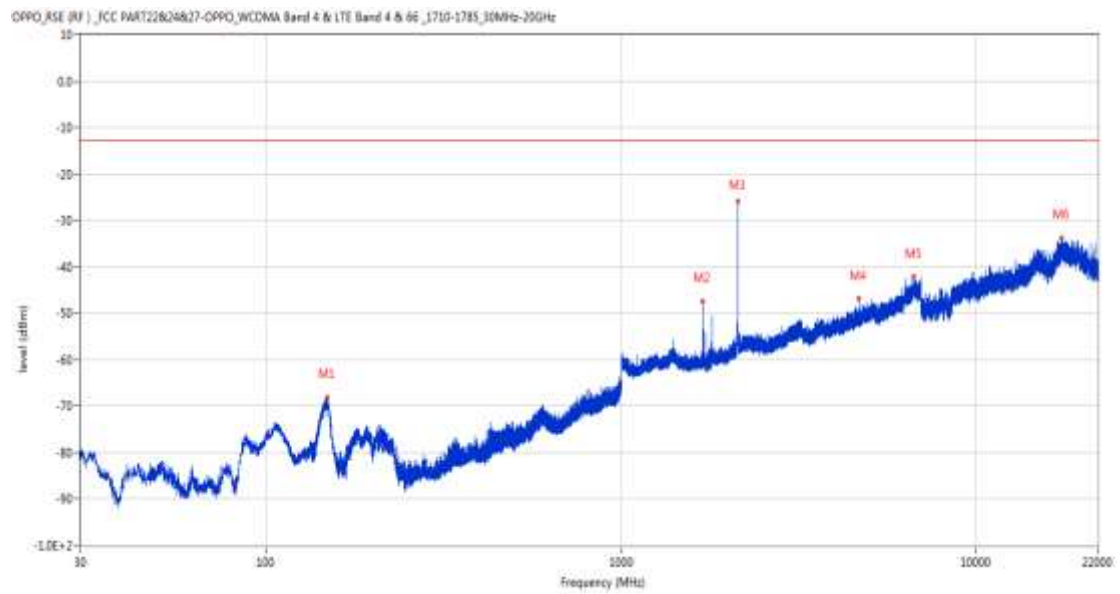
RSE-V&H LTE Band 4 BW1.4 CH20175



Frequency (MHz)	Result (dBm)	Factor (dB)	PK Limit (dBm)	Over Limit (dB)	Table (o)	ANT	EUT	Verdict
603.367	-69.56	-2.41	-13.0	-56.56	65.00	Vertical	Horizontal	Pass
1731.900	-54.40	-4.53	-13.0	-41.40	39.00	Vertical	Horizontal	N/A
2132.400	-42.79	-2.62	-13.0	-29.79	135.00	Vertical	Horizontal	N/A
4342.200	-48.49	6.23	-13.0	-35.49	343.00	Vertical	Horizontal	Pass
6995.400	-40.82	13.55	-13.0	-27.82	40.00	Vertical	Horizontal	Pass
17303.312	-33.66	21.13	-13.0	-20.66	35.00	Vertical	Horizontal	Pass

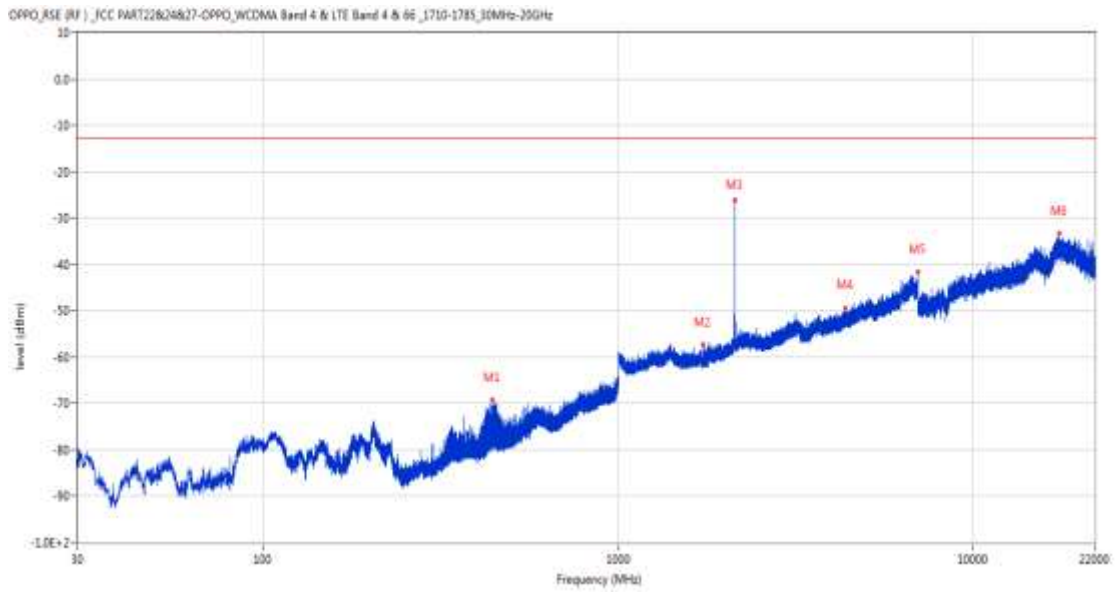
27.2 LTE Band 4 BW3, Middle Channel

RSE-H&H LTE Band 4 BW3 CH20175



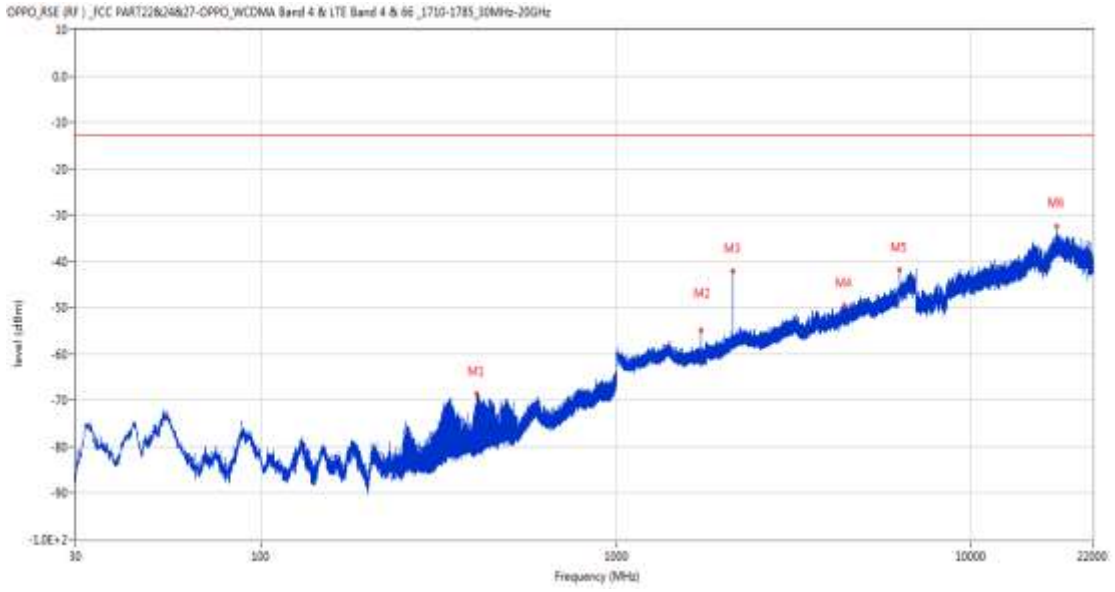
Frequency (MHz)	Result (dBm)	Factor (dB)	PK Limit (dBm)	Over Limit (dB)	Table (o)	ANT	EUT	Verdict
148.243	-68.07	-15.40	-13.0	-55.07	3.00	Horizontal	Horizontal	Pass
1697.800	-47.55	-4.82	-13.0	-34.55	16.00	Horizontal	Horizontal	Pass
2132.400	-25.95	-2.62	-13.0	-12.95	173.00	Horizontal	Horizontal	N/A
4661.600	-46.78	6.53	-13.0	-33.78	215.00	Horizontal	Horizontal	Pass
6671.800	-42.02	11.60	-13.0	-29.02	78.00	Horizontal	Horizontal	Pass
17423.100	-33.70	22.57	-13.0	-20.70	363.00	Horizontal	Horizontal	Pass

RSE-H&V LTE Band 4 BW3 CH20175



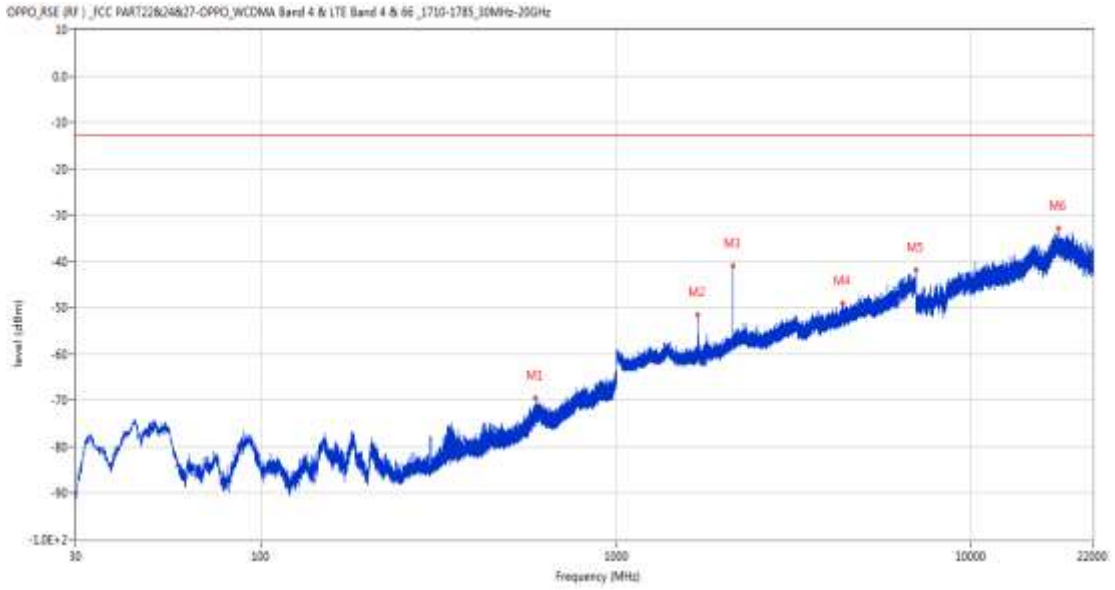
Frequency (MHz)	Result (dBm)	Factor (dB)	PK Limit (dBm)	Over Limit (dB)	Table (o)	ANT	EUT	Verdict
442.202	-69.32	-8.15	-13.0	-56.32	74.00	Horizontal	Vertical	Pass
1730.900	-57.33	-4.53	-13.0	-44.33	361.00	Horizontal	Vertical	N/A
2131.900	-26.06	-2.64	-13.0	-13.06	141.00	Horizontal	Vertical	N/A
4358.800	-49.56	6.85	-13.0	-36.56	121.00	Horizontal	Vertical	Pass
6986.200	-41.71	13.70	-13.0	-28.71	219.00	Horizontal	Vertical	Pass
17451.776	-33.43	21.90	-13.0	-20.43	267.00	Horizontal	Vertical	Pass

RSE-V&V LTE Band 4 BW3 CH20175



Frequency (MHz)	Result (dBm)	Factor (dB)	PK Limit (dBm)	Over Limit (dB)	Table (o)	ANT	EUT	Verdict
405.633	-68.64	-9.56	-13.0	-55.64	65.00	Vertical	Vertical	Pass
1731.100	-54.81	-4.53	-13.0	-41.81	26.00	Vertical	Vertical	N/A
2132.800	-42.15	-2.61	-13.0	-29.15	150.00	Vertical	Vertical	N/A
4382.200	-49.60	5.74	-13.0	-36.60	225.00	Vertical	Vertical	Pass
6292.200	-41.79	11.24	-13.0	-28.79	73.00	Vertical	Vertical	Pass
17427.724	-32.38	22.46	-13.0	-19.38	215.00	Vertical	Vertical	Pass

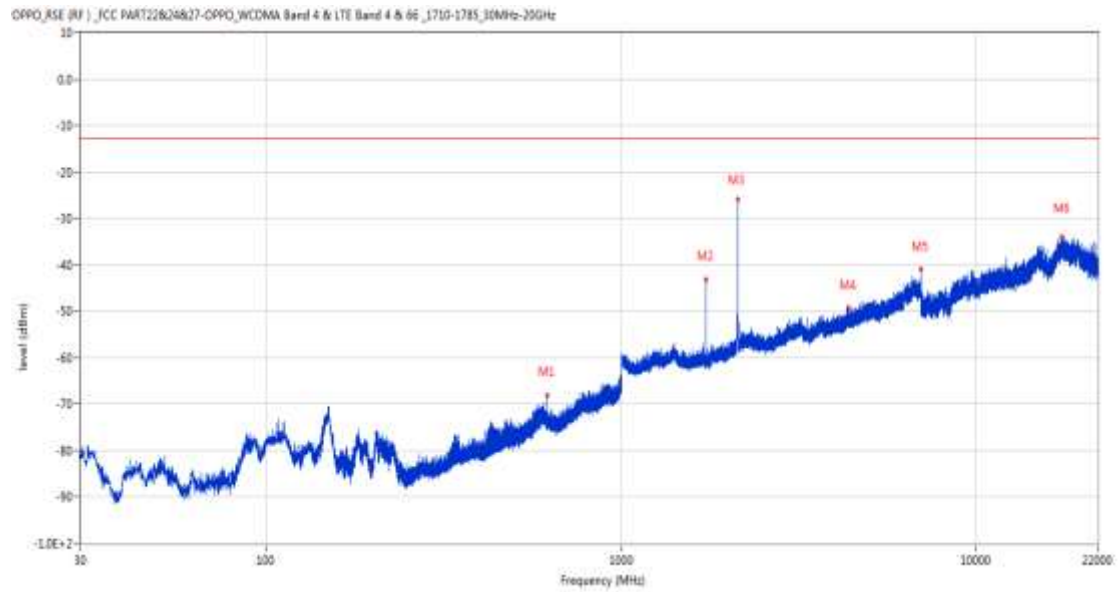
RSE-V&H LTE Band 4 BW3 CH20175



Frequency (MHz)	Result (dBm)	Factor (dB)	PK Limit (dBm)	Over Limit (dB)	Table (o)	ANT	EUT	Verdict
590.951	-69.42	-3.11	-13.0	-56.42	102.00	Vertical	Horizontal	Pass
1697.100	-51.44	-4.87	-13.0	-38.44	32.00	Vertical	Horizontal	Pass
2131.500	-40.96	-2.65	-13.0	-27.96	156.00	Vertical	Horizontal	N/A
4349.800	-49.05	6.57	-13.0	-36.05	291.00	Vertical	Horizontal	Pass
6986.200	-41.87	13.70	-13.0	-28.87	195.00	Vertical	Horizontal	Pass
17625.676	-32.96	21.67	-13.0	-19.96	66.00	Vertical	Horizontal	Pass

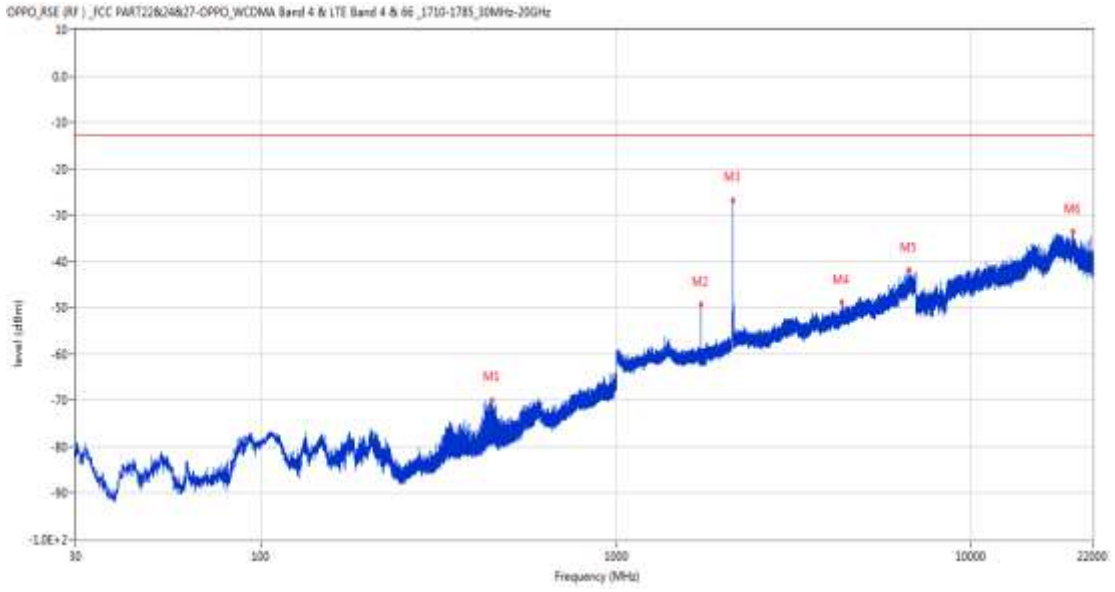
27.3 LTE Band 4 BW5, Middle Channel

RSE-H&H LTE Band 4 BW5 CH20175



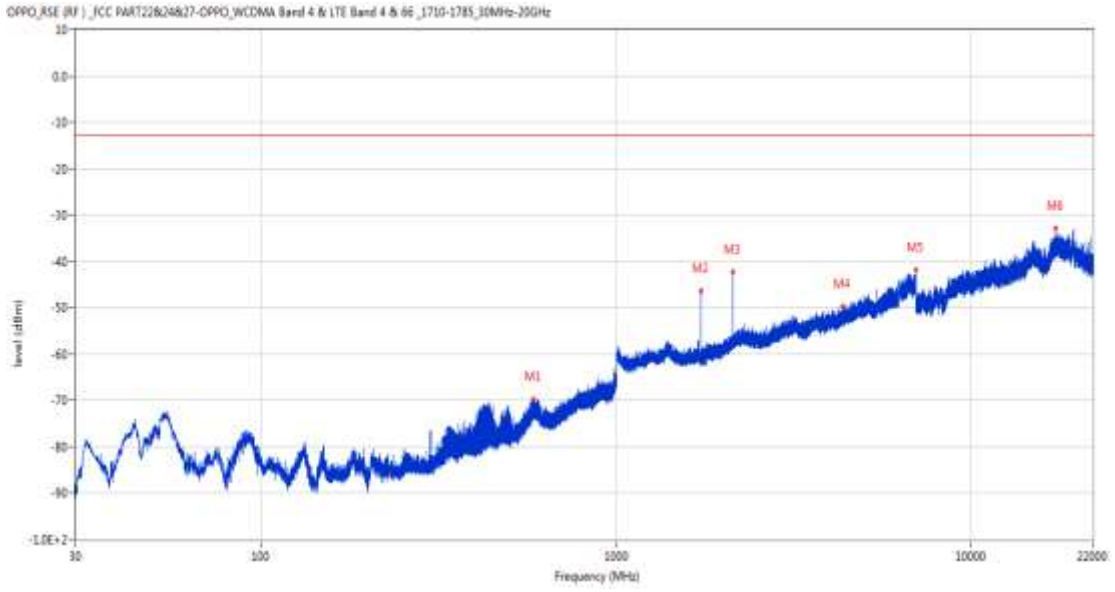
Frequency (MHz)	Result (dBm)	Factor (dB)	PK Limit (dBm)	Over Limit (dB)	Table (o)	ANT	EUT	Verdict
620.682	-68.17	-2.61	-13.0	-55.17	273.00	Horizontal	Horizontal	Pass
1730.200	-43.30	-4.53	-13.0	-30.30	120.00	Horizontal	Horizontal	N/A
2131.400	-26.02	-2.65	-13.0	-13.02	209.00	Horizontal	Horizontal	N/A
4355.200	-49.18	6.89	-13.0	-36.18	174.00	Horizontal	Horizontal	Pass
6997.800	-40.96	13.63	-13.0	-27.96	73.00	Horizontal	Horizontal	Pass
17425.412	-34.10	22.52	-13.0	-21.10	175.00	Horizontal	Horizontal	Pass

RSE-H&V LTE Band 4 BW5 CH20175



Frequency (MHz)	Result (dBm)	Factor (dB)	PK Limit (dBm)	Over Limit (dB)	Table (o)	ANT	EUT	Verdict
448.313	-69.89	-8.04	-13.0	-56.89	98.00	Horizontal	Vertical	Pass
1730.300	-49.20	-4.53	-13.0	-36.20	339.00	Horizontal	Vertical	N/A
2130.700	-26.85	-2.66	-13.0	-13.85	41.00	Horizontal	Vertical	N/A
4327.000	-48.74	6.00	-13.0	-35.74	244.00	Horizontal	Vertical	Pass
6674.400	-41.92	11.67	-13.0	-28.92	237.00	Horizontal	Vertical	Pass
19339.700	-33.53	27.62	-13.0	-20.53	363.00	Horizontal	Vertical	Pass

RSE-V&V LTE Band 4 BW5 CH20175



Frequency (MHz)	Result (dBm)	Factor (dB)	PK Limit (dBm)	Over Limit (dB)	Table (o)	ANT	EUT	Verdict
587.119	-69.68	-3.44	-13.0	-56.68	314.00	Vertical	Vertical	Pass
1730.200	-46.35	-4.53	-13.0	-33.35	46.00	Vertical	Vertical	N/A
2133.200	-42.36	-2.60	-13.0	-29.36	122.00	Vertical	Vertical	N/A
4341.600	-49.72	6.26	-13.0	-36.72	84.00	Vertical	Vertical	Pass
6978.000	-41.86	13.90	-13.0	-28.86	247.00	Vertical	Vertical	Pass
17316.262	-32.97	21.09	-13.0	-19.97	192.00	Vertical	Vertical	Pass

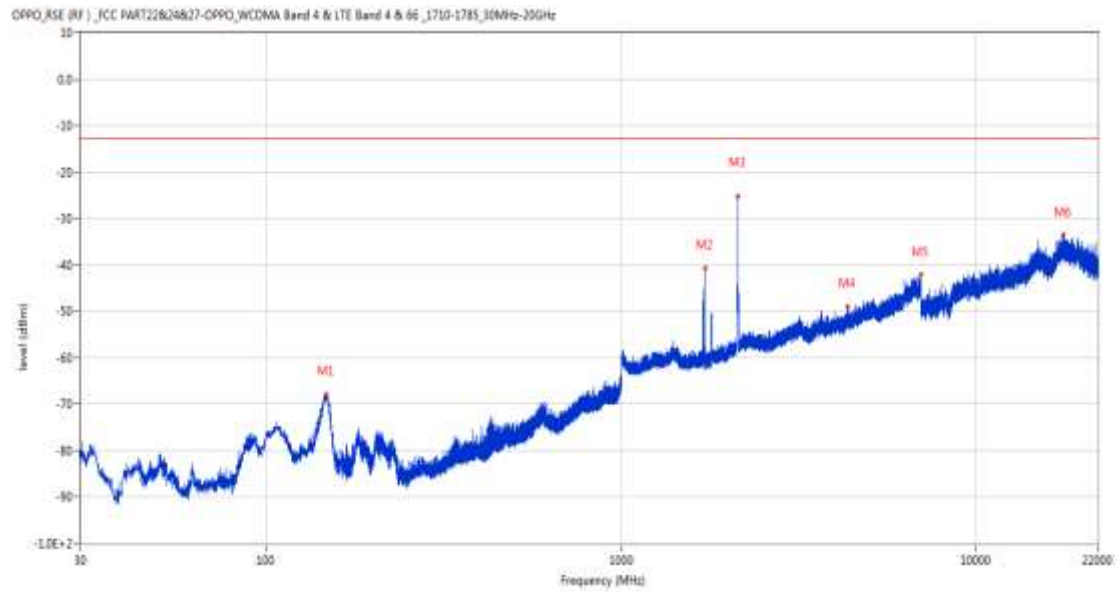
RSE-V&H LTE Band 4 BW5 CH20175



Frequency (MHz)	Result (dBm)	Factor (dB)	PK Limit (dBm)	Over Limit (dB)	Table (o)	ANT	EUT	Verdict
600.748	-70.13	-2.44	-13.0	-57.13	266.00	Vertical	Horizontal	Pass
1730.300	-50.02	-4.53	-13.0	-37.02	68.00	Vertical	Horizontal	N/A
2130.800	-41.72	-2.66	-13.0	-28.72	121.00	Vertical	Horizontal	N/A
4434.600	-48.85	6.19	-13.0	-35.85	49.00	Vertical	Horizontal	Pass
6981.200	-41.90	13.81	-13.0	-28.90	236.00	Vertical	Horizontal	Pass
17620.589	-33.62	21.78	-13.0	-20.62	90.00	Vertical	Horizontal	Pass

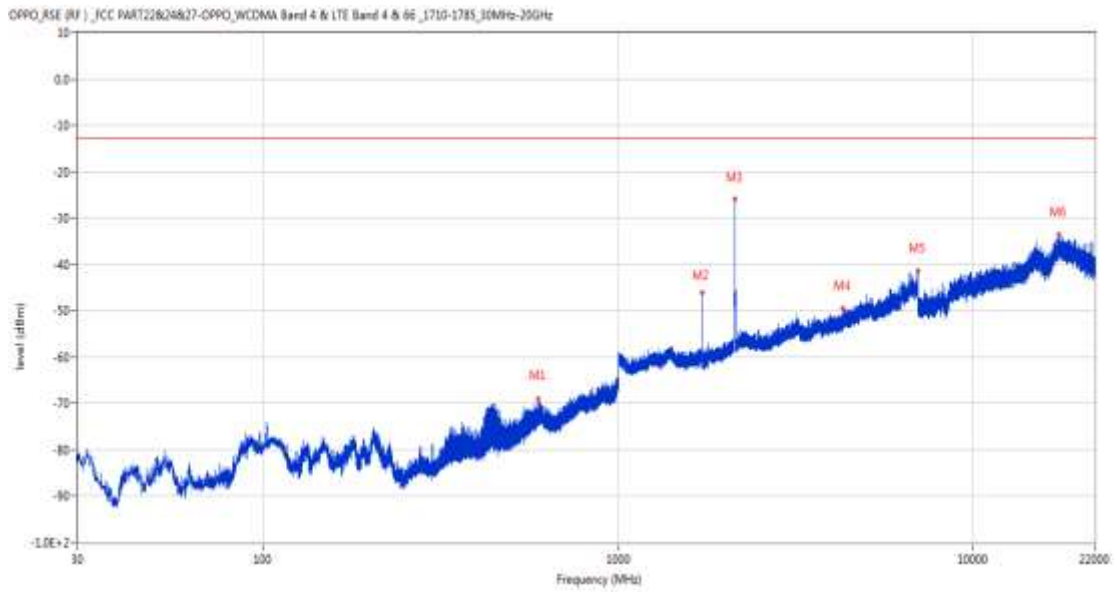
27.4 LTE Band 4 BW10, Middle Channel

RSE-H&H LTE Band 4 BW10 CH20175



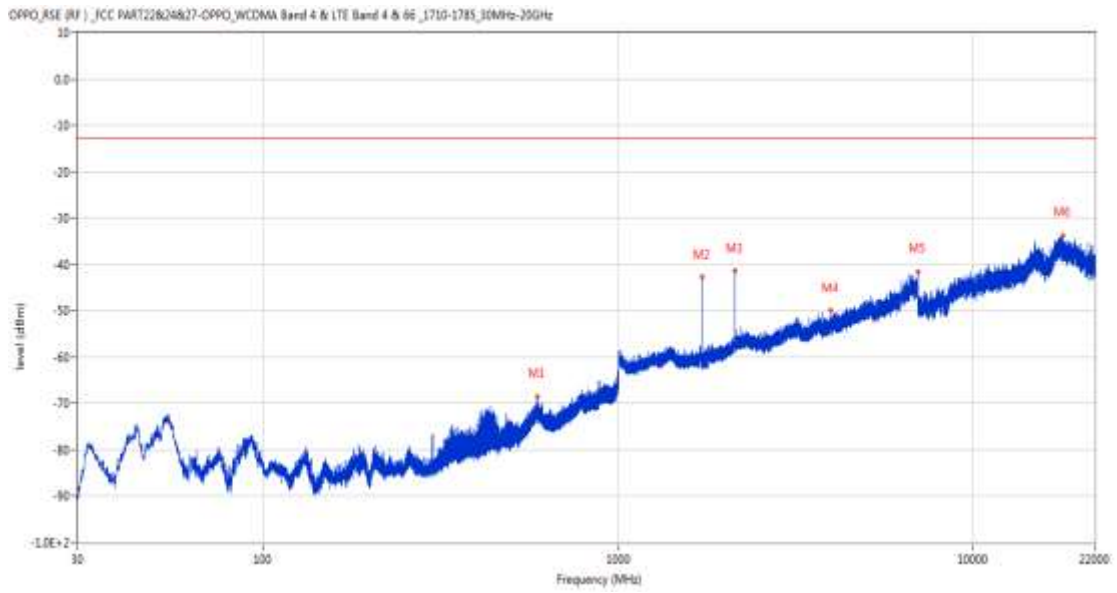
Frequency (MHz)	Result (dBm)	Factor (dB)	PK Limit (dBm)	Over Limit (dB)	Table (o)	ANT	EUT	Verdict
148.146	-67.98	-15.42	-13.0	-54.98	360.00	Horizontal	Horizontal	Pass
1728.000	-40.83	-4.53	-13.0	-27.83	101.00	Horizontal	Horizontal	N/A
2129.300	-25.31	-2.69	-13.0	-12.31	188.00	Horizontal	Horizontal	N/A
4349.600	-49.13	6.55	-13.0	-36.13	259.00	Horizontal	Horizontal	Pass
6992.400	-42.05	13.58	-13.0	-29.05	188.00	Horizontal	Horizontal	Pass
17585.437	-33.66	22.13	-13.0	-20.66	361.00	Horizontal	Horizontal	Pass

RSE-H&V LTE Band 4 BW10 CH20175



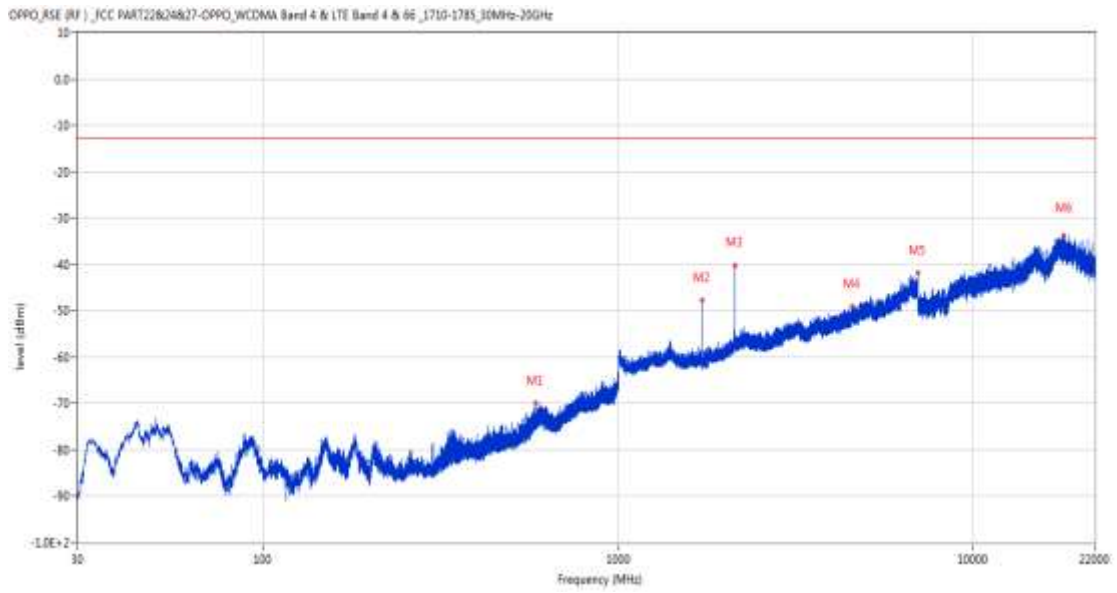
Frequency (MHz)	Result (dBm)	Factor (dB)	PK Limit (dBm)	Over Limit (dB)	Table (o)	ANT	EUT	Verdict
596.820	-69.06	-2.62	-13.0	-56.06	1.00	Horizontal	Vertical	Pass
1728.100	-46.17	-4.53	-13.0	-33.17	358.00	Horizontal	Vertical	N/A
2132.000	-25.93	-2.64	-13.0	-12.93	151.00	Horizontal	Vertical	N/A
4304.600	-49.51	5.30	-13.0	-36.51	4.00	Horizontal	Vertical	Pass
6993.400	-41.45	13.66	-13.0	-28.45	148.00	Horizontal	Vertical	Pass
17369.911	-33.58	21.87	-13.0	-20.58	63.00	Horizontal	Vertical	Pass

RSE-V&V LTE Band 4 BW10 CH20175



Frequency (MHz)	Result (dBm)	Factor (dB)	PK Limit (dBm)	Over Limit (dB)	Table (o)	ANT	EUT	Verdict
593.473	-68.49	-3.01	-13.0	-55.49	0.00	Vertical	Vertical	Pass
1728.100	-42.80	-4.53	-13.0	-29.80	211.00	Vertical	Vertical	N/A
2135.700	-41.45	-2.56	-13.0	-28.45	159.00	Vertical	Vertical	N/A
3971.400	-49.99	5.16	-13.0	-36.99	339.00	Vertical	Vertical	Pass
6998.000	-41.60	13.63	-13.0	-28.60	331.00	Vertical	Vertical	Pass
17898.551	-33.67	22.84	-13.0	-20.67	197.00	Vertical	Vertical	Pass

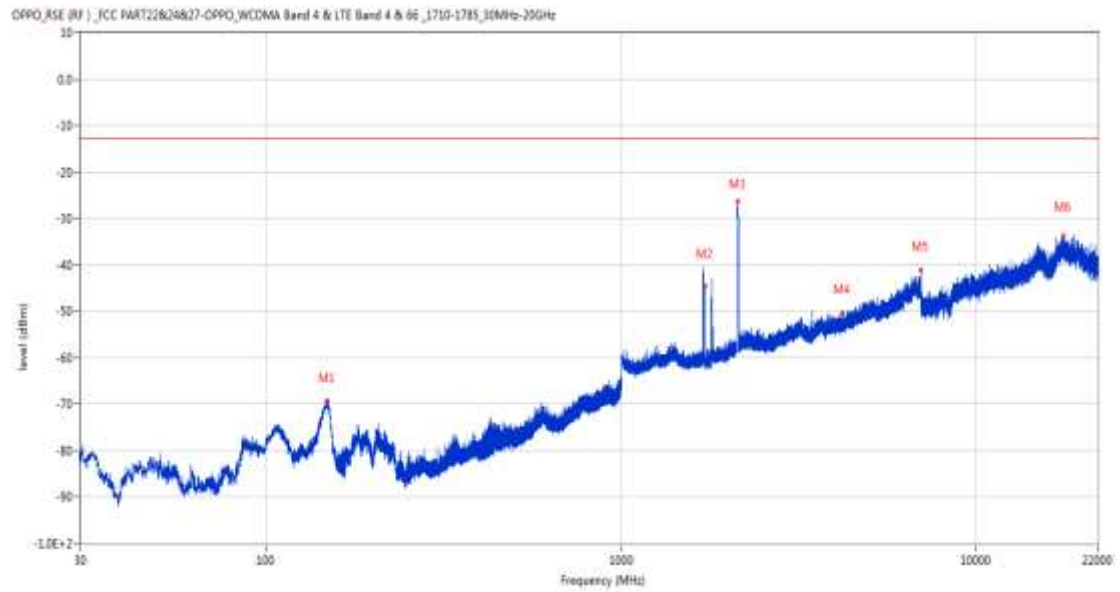
RSE-V&H LTE Band 4 BW10 CH20175



Frequency (MHz)	Result (dBm)	Factor (dB)	PK Limit (dBm)	Over Limit (dB)	Table (o)	ANT	EUT	Verdict
585.616	-69.98	-3.56	-13.0	-56.98	155.00	Vertical	Horizontal	Pass
1728.100	-47.63	-4.53	-13.0	-34.63	80.00	Vertical	Horizontal	N/A
2130.700	-40.26	-2.66	-13.0	-27.26	156.00	Vertical	Horizontal	N/A
4565.600	-49.12	6.12	-13.0	-36.12	144.00	Vertical	Horizontal	Pass
6998.800	-41.82	13.64	-13.0	-28.82	97.00	Vertical	Horizontal	Pass
17938.323	-33.76	22.07	-13.0	-20.76	-3.00	Vertical	Horizontal	Pass

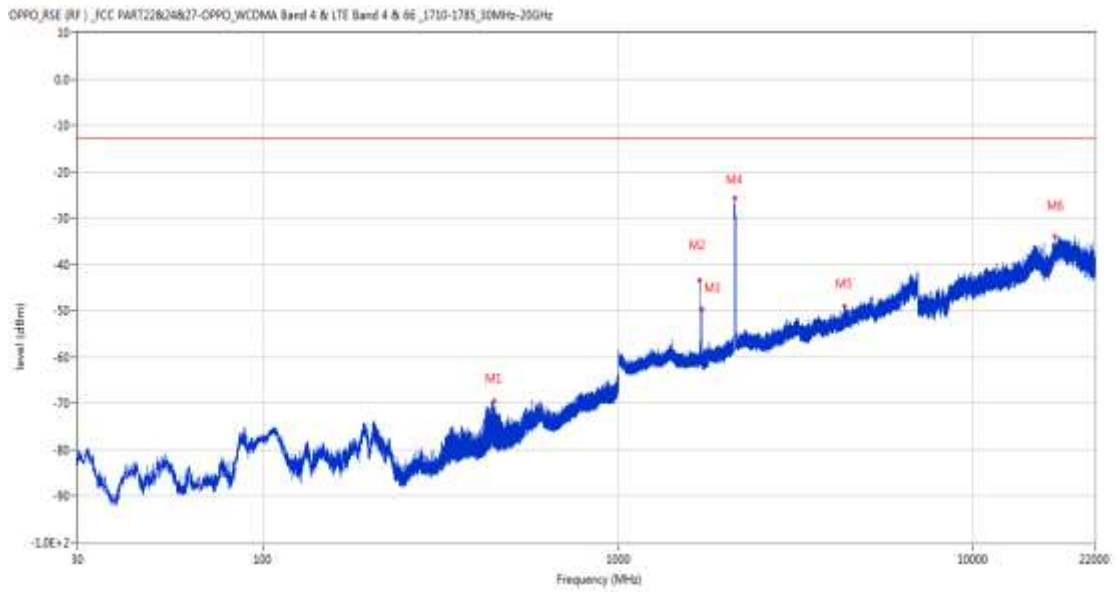
27.5 LTE Band 4 BW15, Middle Channel

RSE-H&H LTE Band 4 BW15 CH20175



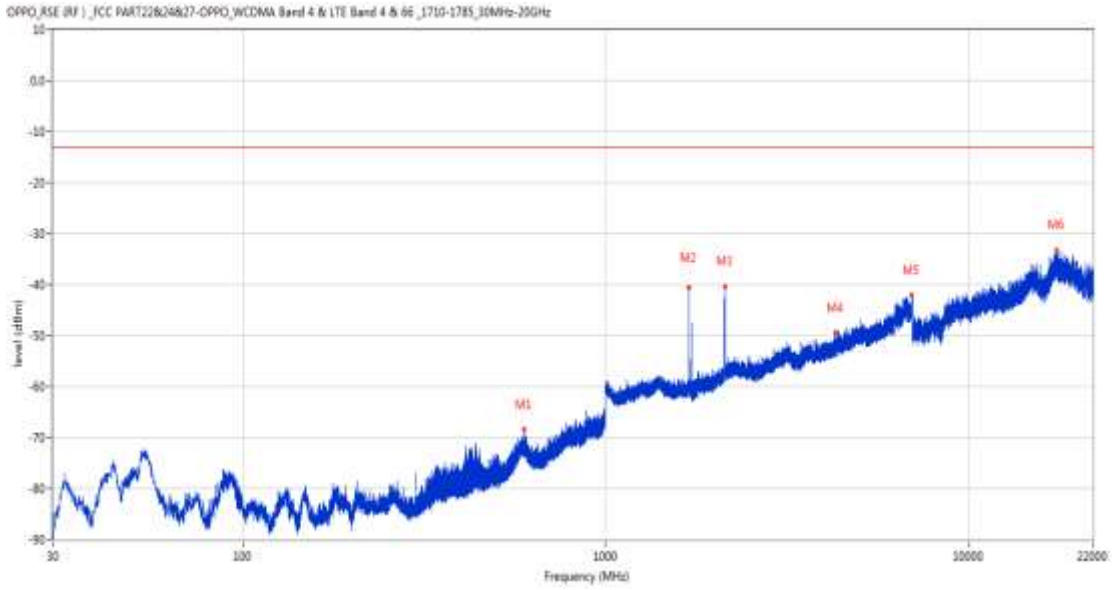
Frequency (MHz)	Result (dBm)	Factor (dB)	PK Limit (dBm)	Over Limit (dB)	Table (o)	ANT	EUT	Verdict
148.825	-69.26	-15.28	-13.0	-56.26	163.00	Horizontal	Horizontal	Pass
1725.800	-44.65	-4.53	-13.0	-31.65	114.00	Horizontal	Horizontal	N/A
2127.900	-26.38	-2.80	-13.0	-13.38	200.00	Horizontal	Horizontal	N/A
4194.400	-50.46	5.22	-13.0	-37.46	175.00	Horizontal	Horizontal	Pass
6998.800	-41.18	13.64	-13.0	-28.18	42.00	Horizontal	Horizontal	Pass
17612.261	-33.68	21.86	-13.0	-20.68	105.00	Horizontal	Horizontal	Pass

RSE-H&V LTE Band 4 BW15 CH20175



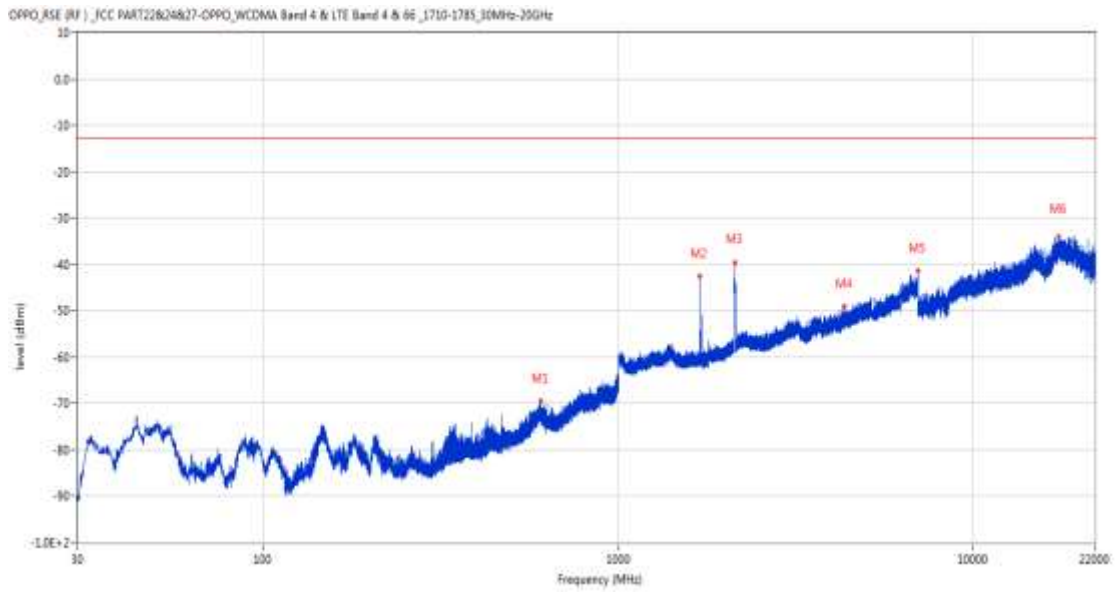
Frequency (MHz)	Result (dBm)	Factor (dB)	PK Limit (dBm)	Over Limit (dB)	Table (o)	ANT	EUT	Verdict
446.761	-69.36	-8.04	-13.0	-56.36	91.00	Horizontal	Vertical	Pass
1699.100	-43.49	-4.67	-13.0	-30.49	285.00	Horizontal	Vertical	N/A
1725.900	-49.61	-4.53	-13.0	-36.61	338.00	Horizontal	Vertical	N/A
2136.500	-25.77	-2.53	-13.0	-12.77	102.00	Horizontal	Vertical	Pass
4338.000	-49.13	5.97	-13.0	-36.13	7.00	Horizontal	Vertical	Pass
16974.937	-34.05	21.01	-13.0	-21.05	361.00	Horizontal	Vertical	Pass

RSE-V&V LTE Band 4 BW15 CH20175



Frequency (MHz)	Result (dBm)	Factor (dB)	PK Limit (dBm)	Over Limit (dB)	Table (o)	ANT	EUT	Verdict
597.353	-68.38	-2.57	-13.0	-55.38	317.00	Vertical	Vertical	Pass
1699.100	-40.55	-4.67	-13.0	-27.55	361.00	Vertical	Vertical	N/A
2131.900	-40.37	-2.64	-13.0	-27.37	24.00	Vertical	Vertical	N/A
4304.400	-49.45	5.30	-13.0	-36.45	294.00	Vertical	Vertical	Pass
6980.600	-41.94	13.78	-13.0	-28.94	0.00	Vertical	Vertical	Pass
17486.000	-33.24	21.52	-13.0	-20.24	38.00	Vertical	Vertical	Pass

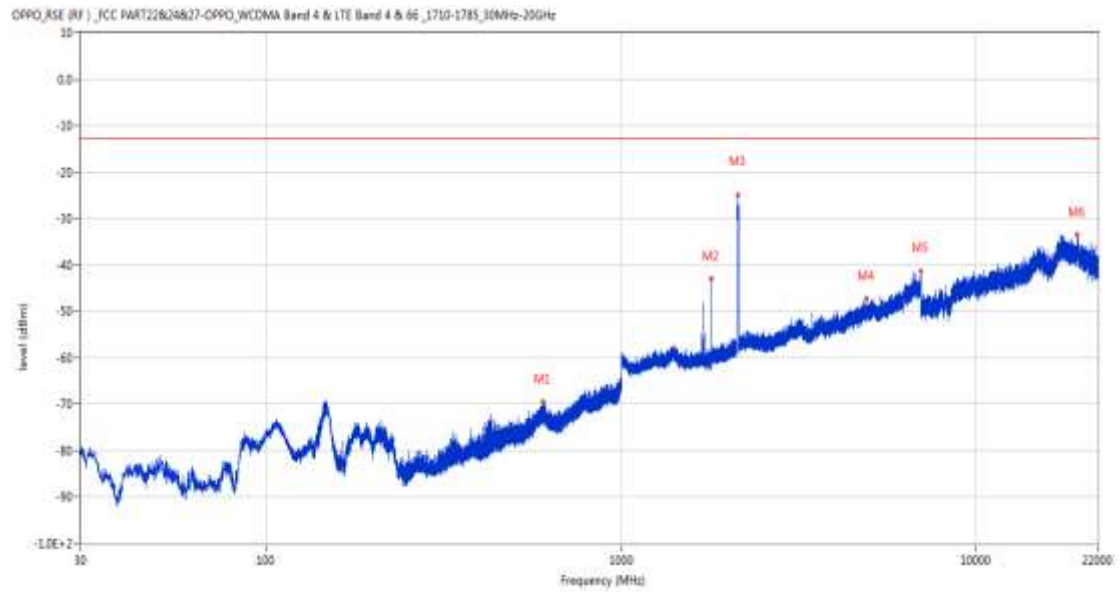
RSE-V&H LTE Band 4 BW15 CH20175



Frequency (MHz)	Result (dBm)	Factor (dB)	PK Limit (dBm)	Over Limit (dB)	Table (o)	ANT	EUT	Verdict
604.289	-69.57	-2.43	-13.0	-56.57	84.00	Vertical	Horizontal	Pass
1699.100	-42.58	-4.67	-13.0	-29.58	163.00	Vertical	Horizontal	N/A
2136.300	-39.70	-2.54	-13.0	-26.70	135.00	Vertical	Horizontal	N/A
4353.600	-49.00	6.78	-13.0	-36.00	157.00	Vertical	Horizontal	Pass
6979.600	-41.35	13.87	-13.0	-28.35	254.00	Vertical	Horizontal	Pass
17424.488	-34.00	22.54	-13.0	-21.00	47.00	Vertical	Horizontal	Pass

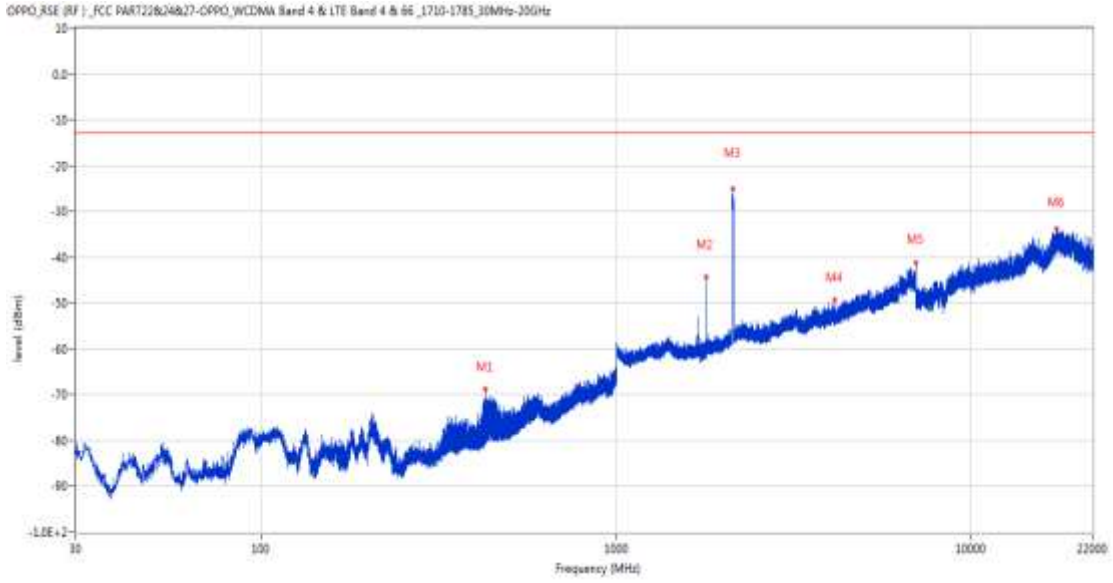
27.6 LTE Band 4 BW20, Middle Channel

RSE-H&H LTE Band 4 BW20 CH20175



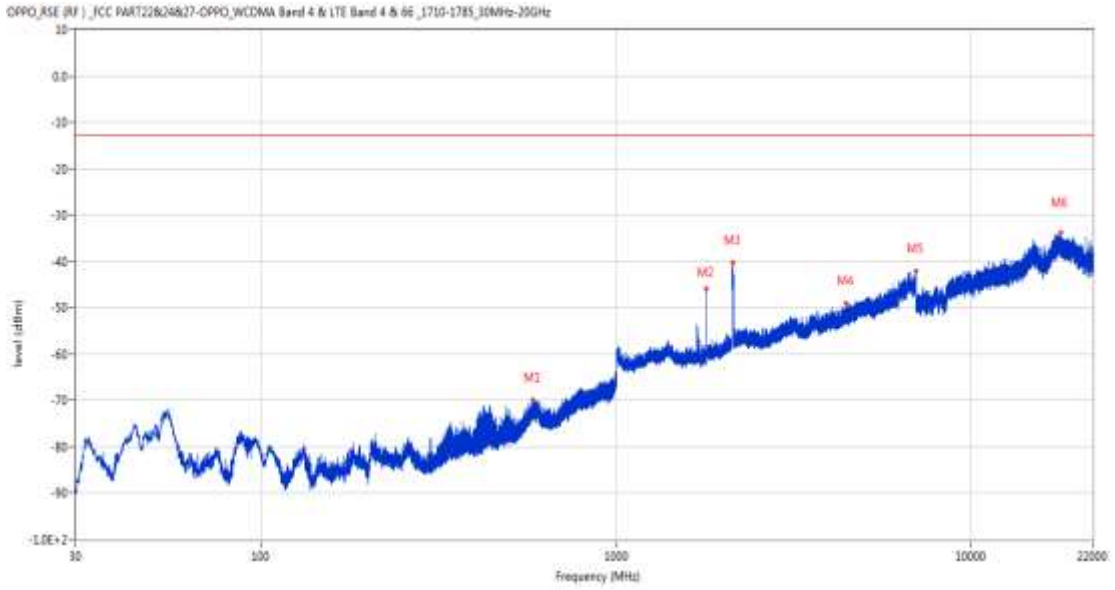
Frequency (MHz)	Result (dBm)	Factor (dB)	PK Limit (dBm)	Over Limit (dB)	Table (o)	ANT	EUT	Verdict
602.688	-69.58	-2.46	-13.0	-56.58	23.00	Horizontal	Horizontal	Pass
1794.700	-43.05	-4.41	-13.0	-30.05	87.00	Horizontal	Horizontal	N/A
2134.600	-25.08	-2.57	-13.0	-12.08	197.00	Horizontal	Horizontal	N/A
4898.000	-47.18	7.51	-13.0	-34.18	34.00	Horizontal	Horizontal	Pass
6999.200	-41.46	13.65	-13.0	-28.46	308.00	Horizontal	Horizontal	Pass
19278.186	-33.53	26.83	-13.0	-20.53	247.00	Horizontal	Horizontal	Pass

RSE-H&V LTE Band 4 BW20 CH20175



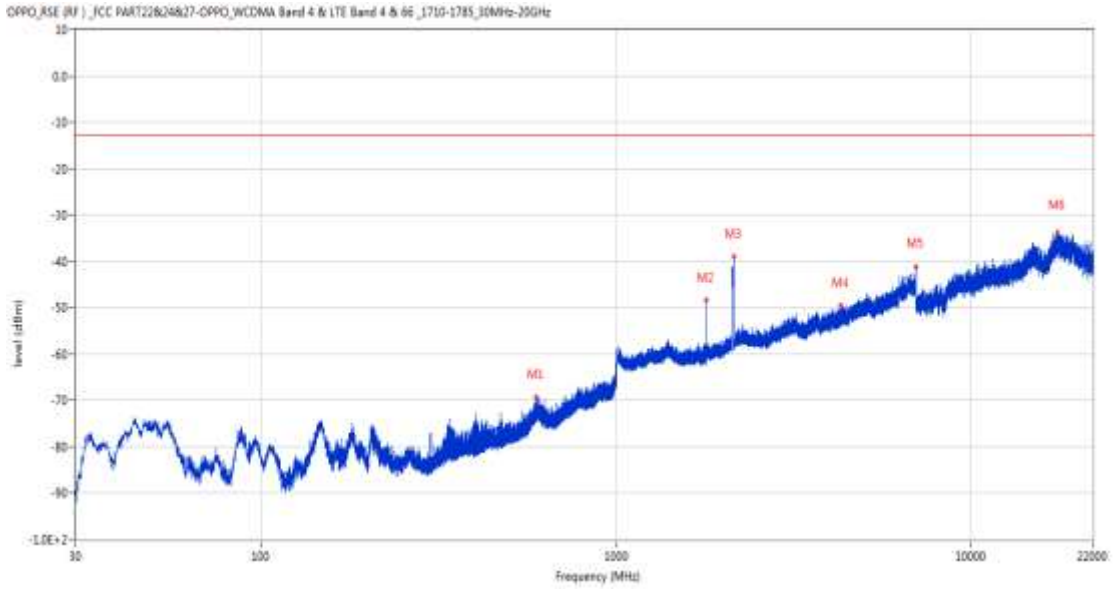
Frequency (MHz)	Result (dBm)	Factor (dB)	PK Limit (dBm)	Over Limit (dB)	Table (o)	ANT	EUT	Verdict
426.973	-68.88	-9.04	-13.0	-55.88	67.00	Horizontal	Vertical	Pass
1795.000	-44.42	-4.40	-13.0	-31.42	216.00	Horizontal	Vertical	N/A
2135.800	-24.92	-2.56	-13.0	-11.92	271.00	Horizontal	Vertical	N/A
4124.600	-49.33	4.66	-13.0	-36.33	52.00	Horizontal	Vertical	Pass
6996.400	-41.28	13.58	-13.0	-28.28	45.00	Horizontal	Vertical	Pass
17424.949	-33.84	22.53	-13.0	-20.84	29.00	Horizontal	Vertical	Pass

RSE-V&V LTE Band 4 BW20 CH20175



Frequency (MHz)	Result (dBm)	Factor (dB)	PK Limit (dBm)	Over Limit (dB)	Table (o)	ANT	EUT	Verdict
583.530	-69.98	-3.84	-13.0	-56.98	345.00	Vertical	Vertical	Pass
1794.900	-45.91	-4.40	-13.0	-32.91	15.00	Vertical	Vertical	N/A
2134.100	-40.23	-2.58	-13.0	-27.23	150.00	Vertical	Vertical	N/A
4441.200	-48.96	6.39	-13.0	-35.96	224.00	Vertical	Vertical	Pass
6991.000	-42.11	13.49	-13.0	-29.11	66.00	Vertical	Vertical	Pass
17891.150	-33.83	22.77	-13.0	-20.83	273.00	Vertical	Vertical	Pass

RSE-V&H LTE Band 4 BW20 CH20175

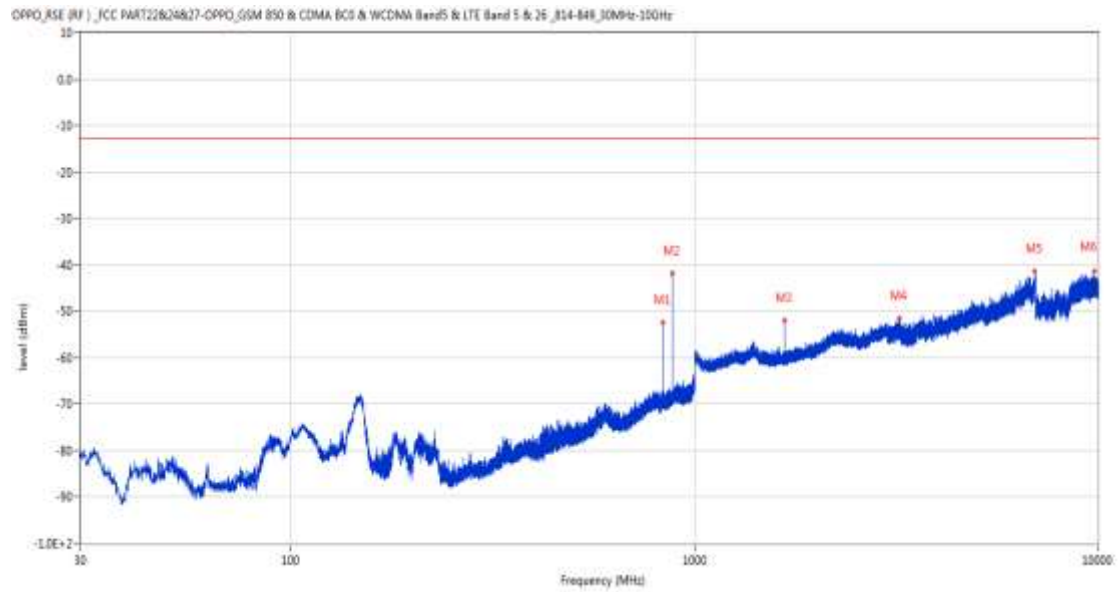


Frequency (MHz)	Result (dBm)	Factor (dB)	PK Limit (dBm)	Over Limit (dB)	Table (o)	ANT	EUT	Verdict
597.014	-69.35	-2.60	-13.0	-56.35	193.00	Vertical	Horizontal	Pass
1795.000	-48.41	-4.40	-13.0	-35.41	84.00	Vertical	Horizontal	N/A
2141.000	-38.90	-2.48	-13.0	-25.90	167.00	Vertical	Horizontal	N/A
4293.000	-49.52	5.07	-13.0	-36.52	136.00	Vertical	Horizontal	Pass
6992.800	-41.09	13.61	-13.0	-28.09	291.00	Vertical	Horizontal	Pass
17470.738	-33.72	21.72	-13.0	-20.72	170.00	Vertical	Horizontal	Pass

28 LTE Band 5

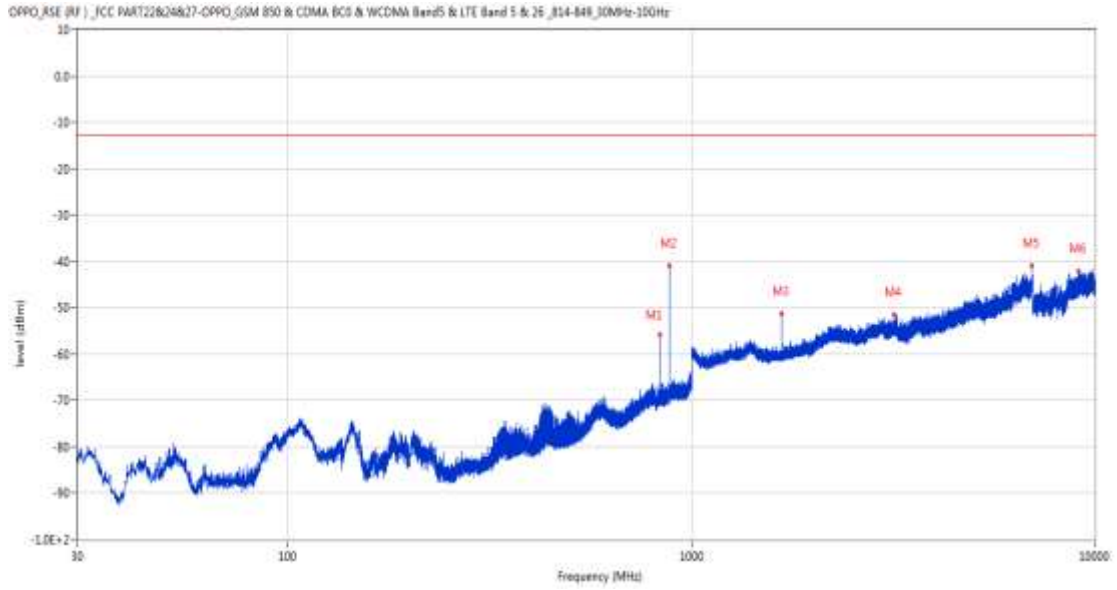
28.1 LTE Band 5 BW1.4, Middle Channel

RSE-H&H LTE Band 5 BW1.4 CH20525



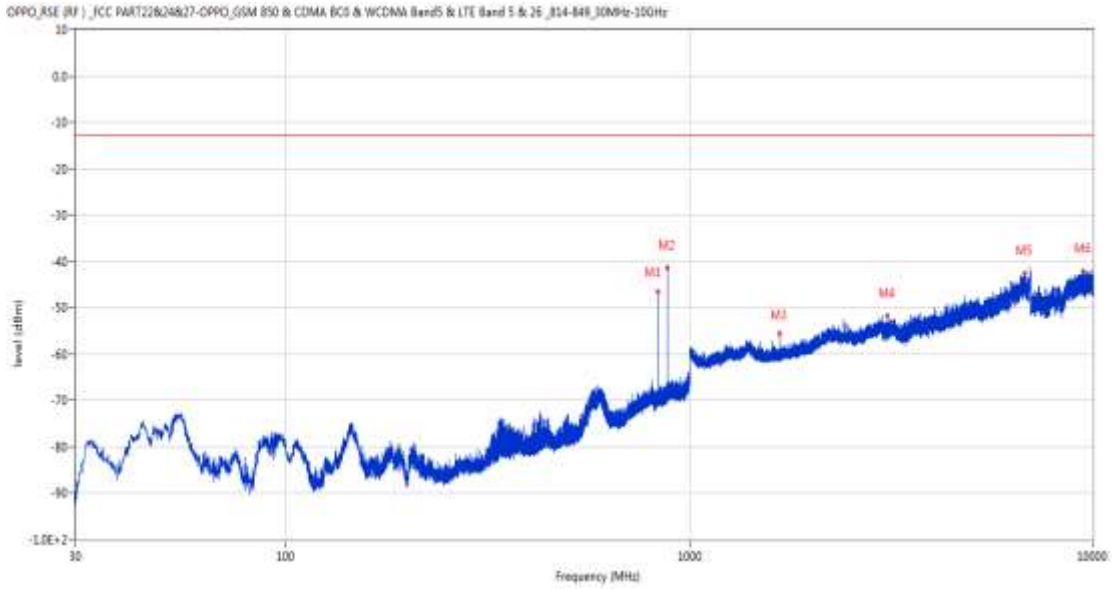
Frequency (MHz)	Result (dBm)	Factor (dB)	PK Limit (dBm)	Over Limit (dB)	Table (o)	ANT	EUT	Verdict
836.070	-52.34	2.58	-13.0	-39.34	160.00	Horizontal	Horizontal	N/A
881.417	-41.94	2.78	-13.0	-28.94	96.00	Horizontal	Horizontal	N/A
1671.900	-51.98	-5.90	-13.0	-38.98	16.00	Horizontal	Horizontal	Pass
3212.600	-51.47	3.64	-13.0	-38.47	67.00	Horizontal	Horizontal	Pass
6983.200	-41.34	13.88	-13.0	-28.34	229.00	Horizontal	Horizontal	Pass
9800.800	-41.52	16.38	-13.0	-28.52	193.00	Horizontal	Horizontal	Pass

RSE-H&V LTE Band 5 BW1.4 CH20525



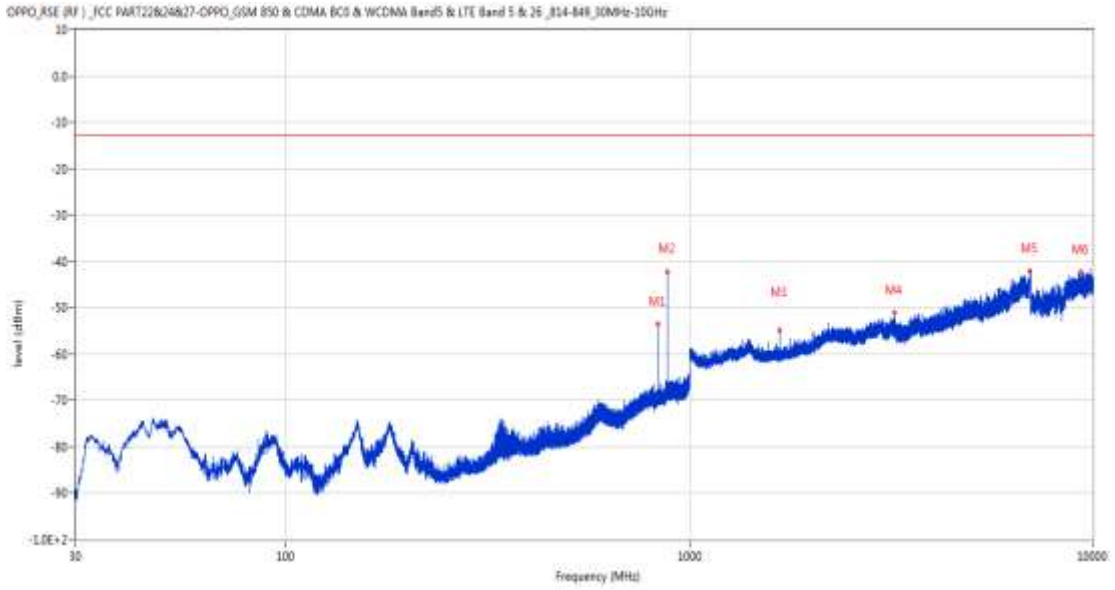
Frequency (MHz)	Result (dBm)	Factor (dB)	PK Limit (dBm)	Over Limit (dB)	Table (o)	ANT	EUT	Verdict
836.119	-55.79	2.58	-13.0	-42.79	239.00	Horizontal	Vertical	N/A
881.078	-40.87	2.75	-13.0	-27.87	106.00	Horizontal	Vertical	N/A
1672.100	-51.29	-5.90	-13.0	-38.29	140.00	Horizontal	Vertical	Pass
3178.200	-51.48	2.62	-13.0	-38.48	284.00	Horizontal	Vertical	Pass
6979.800	-41.03	13.85	-13.0	-28.03	363.00	Horizontal	Vertical	Pass
9104.650	-42.06	15.03	-13.0	-29.06	286.00	Horizontal	Vertical	Pass

RSE-V&V LTE Band 5 BW1.4 CH20525



Frequency (MHz)	Result (dBm)	Factor (dB)	PK Limit (dBm)	Over Limit (dB)	Table (o)	ANT	EUT	Verdict
836.119	-46.67	2.58	-13.0	-33.67	271.00	Vertical	Vertical	N/A
881.563	-41.45	2.80	-13.0	-28.45	337.00	Vertical	Vertical	N/A
1672.000	-55.62	-5.90	-13.0	-42.62	9.00	Vertical	Vertical	Pass
3101.800	-51.84	2.38	-13.0	-38.84	209.00	Vertical	Vertical	Pass
6785.800	-42.55	12.19	-13.0	-29.55	363.00	Vertical	Vertical	Pass
9451.750	-42.04	16.70	-13.0	-29.04	-1.00	Vertical	Vertical	Pass

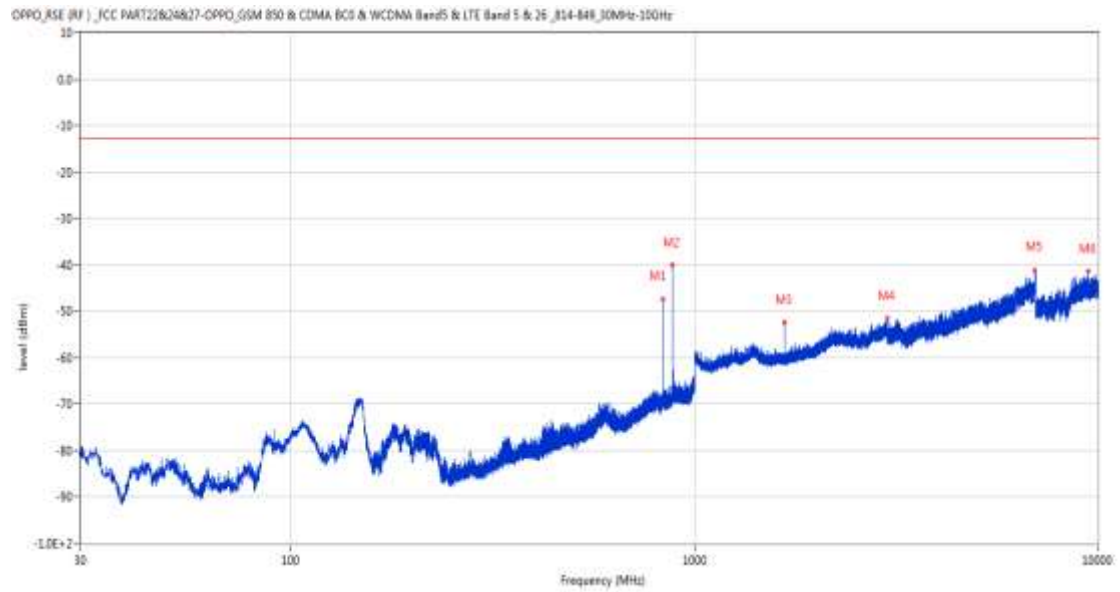
RSE-V&H LTE Band 5 BW1.4 CH20525



Frequency (MHz)	Result (dBm)	Factor (dB)	PK Limit (dBm)	Over Limit (dB)	Table (o)	ANT	EUT	Verdict
836.070	-53.57	2.58	-13.0	-40.57	360.00	Vertical	Horizontal	N/A
881.417	-42.21	2.78	-13.0	-29.21	331.00	Vertical	Horizontal	N/A
1672.100	-54.94	-5.90	-13.0	-41.94	31.00	Vertical	Horizontal	Pass
3222.600	-51.12	4.02	-13.0	-38.12	354.00	Vertical	Horizontal	Pass
6974.200	-42.14	13.70	-13.0	-29.14	360.00	Vertical	Horizontal	Pass
9330.250	-42.31	15.43	-13.0	-29.31	177.00	Vertical	Horizontal	Pass

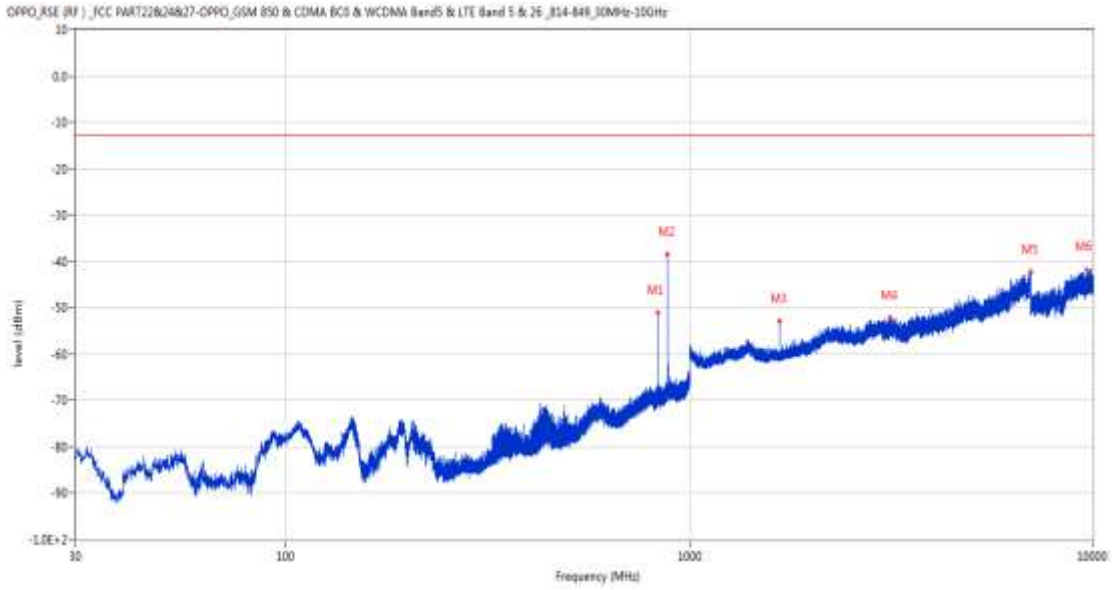
28.2 LTE Band 5 BW3, Middle Channel

RSE-H&H LTE Band 5 BW3 CH20525



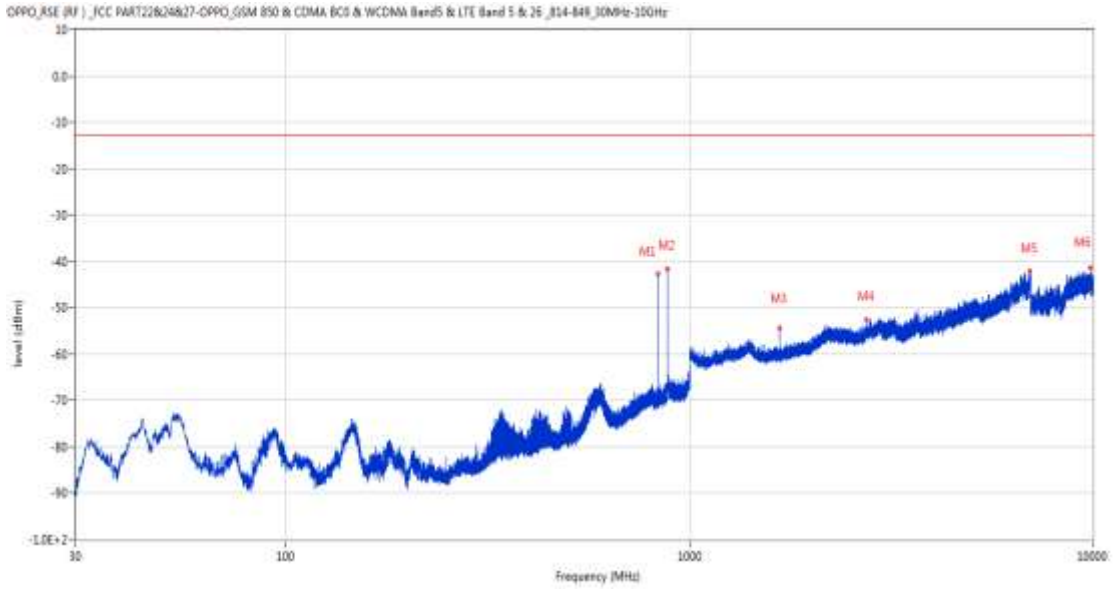
Frequency (MHz)	Result (dBm)	Factor (dB)	PK Limit (dBm)	Over Limit (dB)	Table (o)	ANT	EUT	Verdict
835.246	-47.52	2.55	-13.0	-34.52	138.00	Horizontal	Horizontal	N/A
880.932	-40.14	2.73	-13.0	-27.14	106.00	Horizontal	Horizontal	N/A
1670.600	-52.50	-5.89	-13.0	-39.50	0.00	Horizontal	Horizontal	Pass
2999.500	-51.52	2.15	-13.0	-38.52	17.00	Horizontal	Horizontal	Pass
6985.400	-41.28	13.70	-13.0	-28.28	267.00	Horizontal	Horizontal	Pass
9449.650	-41.50	16.73	-13.0	-28.50	219.00	Horizontal	Horizontal	Pass

RSE-H&V LTE Band 5 BW3 CH20525



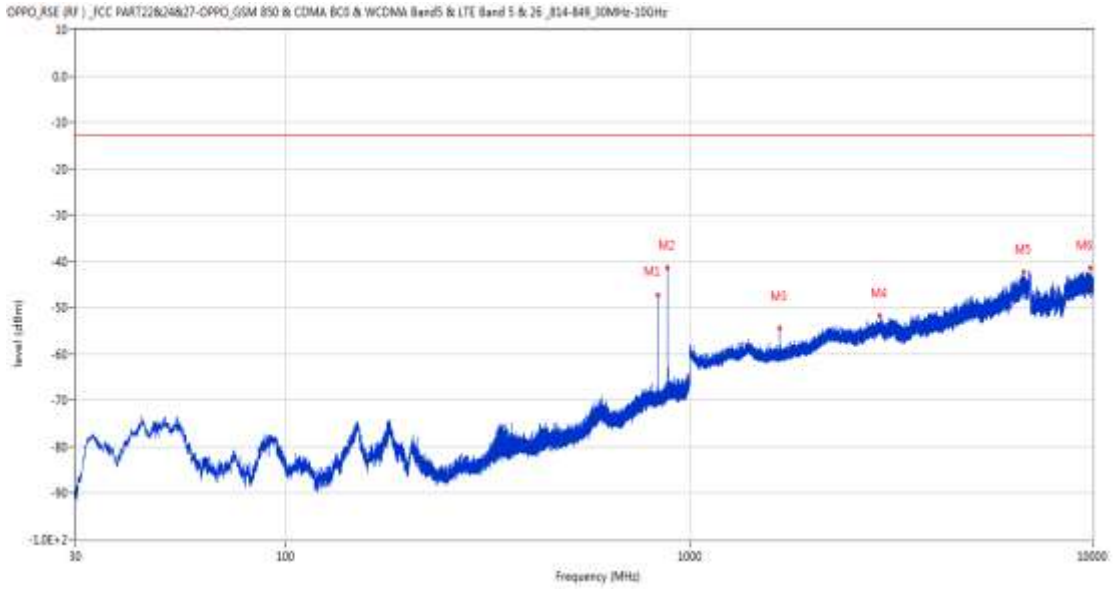
Frequency (MHz)	Result (dBm)	Factor (dB)	PK Limit (dBm)	Over Limit (dB)	Table (o)	ANT	EUT	Verdict
835.246	-51.13	2.55	-13.0	-38.13	36.00	Horizontal	Vertical	N/A
880.884	-38.49	2.72	-13.0	-25.49	101.00	Horizontal	Vertical	N/A
1670.300	-52.91	-5.88	-13.0	-39.91	146.00	Horizontal	Vertical	Pass
3134.600	-52.27	2.18	-13.0	-39.27	66.00	Horizontal	Vertical	Pass
6999.800	-42.25	13.65	-13.0	-29.25	275.00	Horizontal	Vertical	Pass
9656.950	-41.88	16.53	-13.0	-28.88	19.00	Horizontal	Vertical	Pass

RSE-V&V LTE Band 5 BW3 CH20525



Frequency (MHz)	Result (dBm)	Factor (dB)	PK Limit (dBm)	Over Limit (dB)	Table (o)	ANT	EUT	Verdict
835.294	-42.67	2.56	-13.0	-29.67	268.00	Vertical	Vertical	N/A
880.738	-41.69	2.71	-13.0	-28.69	302.00	Vertical	Vertical	N/A
1670.500	-54.52	-5.89	-13.0	-41.52	359.00	Vertical	Vertical	Pass
2747.300	-52.68	0.76	-13.0	-39.68	53.00	Vertical	Vertical	Pass
6982.000	-42.02	13.87	-13.0	-29.02	240.00	Vertical	Vertical	Pass
9870.401	-41.48	16.06	-13.0	-28.48	355.00	Vertical	Vertical	Pass

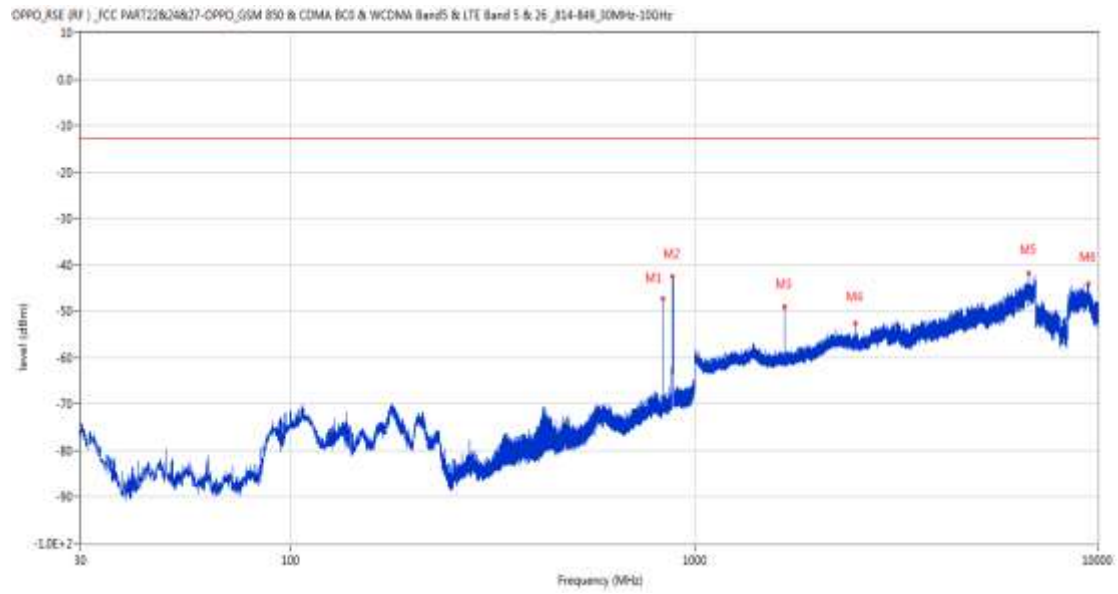
RSE-V&H LTE Band 5 BW3 CH20525



Frequency (MHz)	Result (dBm)	Factor (dB)	PK Limit (dBm)	Over Limit (dB)	Table (o)	ANT	EUT	Verdict
835.197	-47.15	2.55	-13.0	-34.15	363.00	Vertical	Horizontal	N/A
882.679	-41.41	2.94	-13.0	-28.41	327.00	Vertical	Horizontal	N/A
1670.300	-54.40	-5.88	-13.0	-41.40	349.00	Vertical	Horizontal	Pass
2965.100	-51.69	1.92	-13.0	-38.69	289.00	Vertical	Horizontal	Pass
6735.000	-42.32	11.90	-13.0	-29.32	168.00	Vertical	Horizontal	Pass
9850.150	-41.45	16.93	-13.0	-28.45	256.00	Vertical	Horizontal	Pass

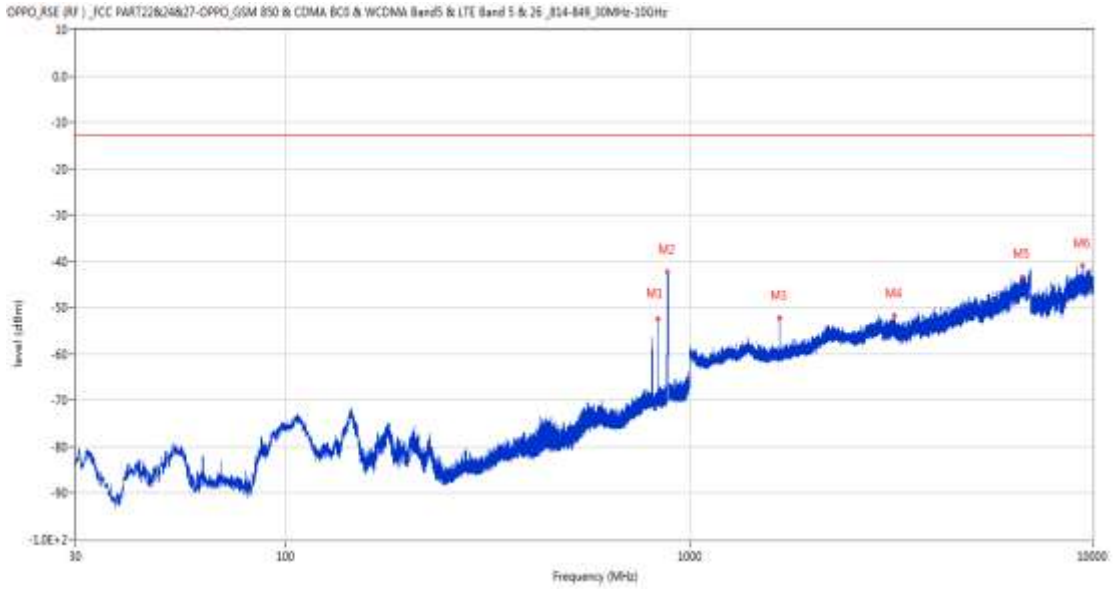
28.3 LTE Band 5 BW5, Middle Channel

RSE-H&H LTE Band 5 BW5 CH20525



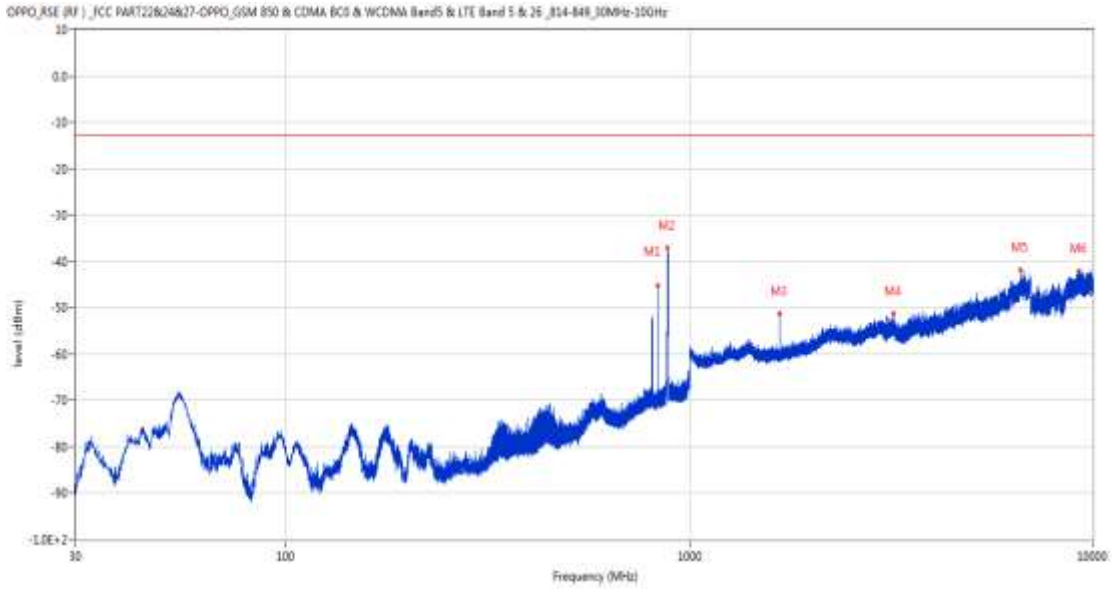
Frequency (MHz)	Result (dBm)	Factor (dB)	PK Limit (dBm)	Over Limit (dB)	Table (o)	ANT	EUT	Verdict
834.324	-47.20	2.53	-13.0	-34.20	108.00	Horizontal	Horizontal	N/A
883.309	-42.57	3.02	-13.0	-29.57	297.00	Horizontal	Horizontal	N/A
1668.700	-49.01	-5.80	-13.0	-36.01	152.00	Horizontal	Horizontal	Pass
2502.900	-52.67	-0.80	-13.0	-39.67	360.00	Horizontal	Horizontal	Pass
6728.800	-41.96	11.50	-13.0	-28.96	213.00	Horizontal	Horizontal	Pass
9464.050	-44.14	16.43	-13.0	-31.14	149.00	Horizontal	Horizontal	Pass

RSE-H&V LTE Band 5 BW5 CH20525



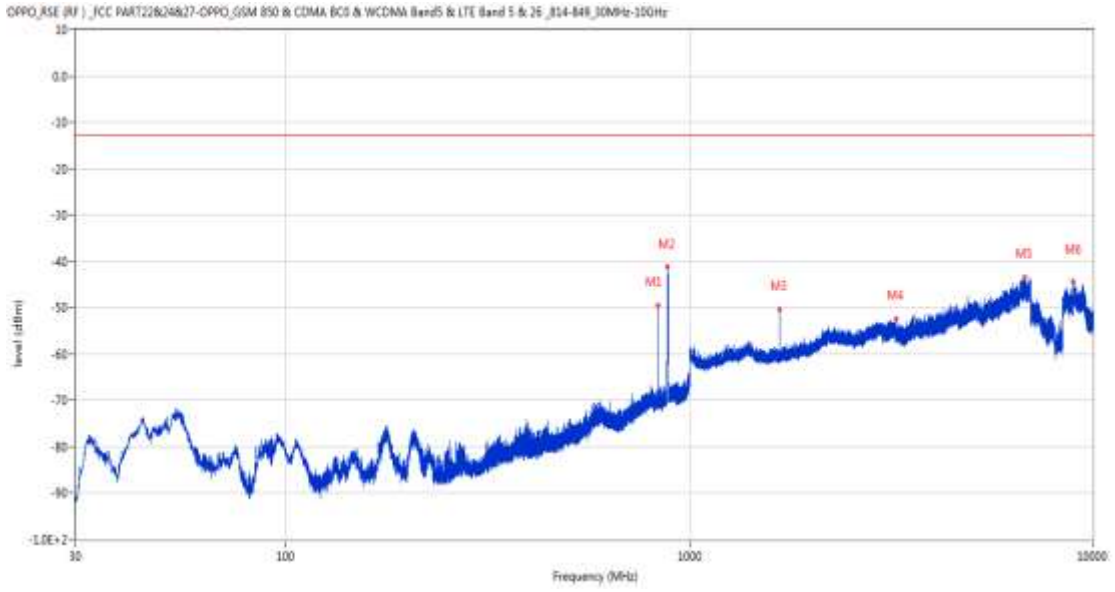
Frequency (MHz)	Result (dBm)	Factor (dB)	PK Limit (dBm)	Over Limit (dB)	Table (o)	ANT	EUT	Verdict
834.421	-52.36	2.53	-13.0	-39.36	227.00	Horizontal	Vertical	N/A
879.284	-42.38	2.64	-13.0	-29.38	321.00	Horizontal	Vertical	N/A
1668.900	-52.28	-5.81	-13.0	-39.28	125.00	Horizontal	Vertical	Pass
3223.600	-51.83	4.00	-13.0	-38.83	111.00	Horizontal	Vertical	Pass
6661.400	-43.43	11.56	-13.0	-30.43	0.00	Horizontal	Vertical	Pass
9446.799	-40.98	16.65	-13.0	-27.98	113.00	Horizontal	Vertical	Pass

RSE-V&V LTE Band 5 BW5 CH20525



Frequency (MHz)	Result (dBm)	Factor (dB)	PK Limit (dBm)	Over Limit (dB)	Table (o)	ANT	EUT	Verdict
834.372	-45.31	2.53	-13.0	-32.31	175.00	Vertical	Vertical	N/A
883.067	-37.08	2.99	-13.0	-24.08	363.00	Vertical	Vertical	N/A
1669.100	-51.34	-5.82	-13.0	-38.34	0.00	Vertical	Vertical	Pass
3207.200	-51.34	3.16	-13.0	-38.34	319.00	Vertical	Vertical	Pass
6625.200	-41.75	12.08	-13.0	-28.75	200.00	Vertical	Vertical	Pass
9229.750	-42.15	15.30	-13.0	-29.15	271.00	Vertical	Vertical	Pass

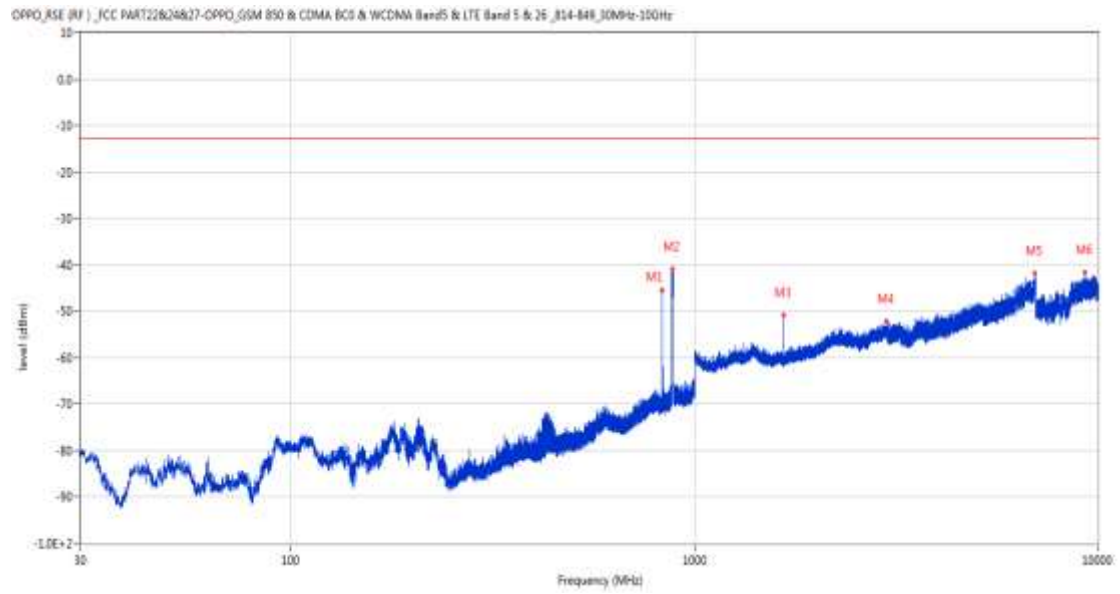
RSE-V&H LTE Band 5 BW5 CH20525



Frequency (MHz)	Result (dBm)	Factor (dB)	PK Limit (dBm)	Over Limit (dB)	Table (o)	ANT	EUT	Verdict
834.324	-49.46	2.53	-13.0	-36.46	157.00	Vertical	Horizontal	N/A
881.951	-41.25	2.85	-13.0	-28.25	299.00	Vertical	Horizontal	N/A
1668.600	-50.48	-5.80	-13.0	-37.48	47.00	Vertical	Horizontal	Pass
3246.200	-52.47	2.24	-13.0	-39.47	80.00	Vertical	Horizontal	Pass
6783.600	-43.52	12.15	-13.0	-30.52	80.00	Vertical	Horizontal	Pass
8943.250	-44.33	15.41	-13.0	-31.33	179.00	Vertical	Horizontal	Pass

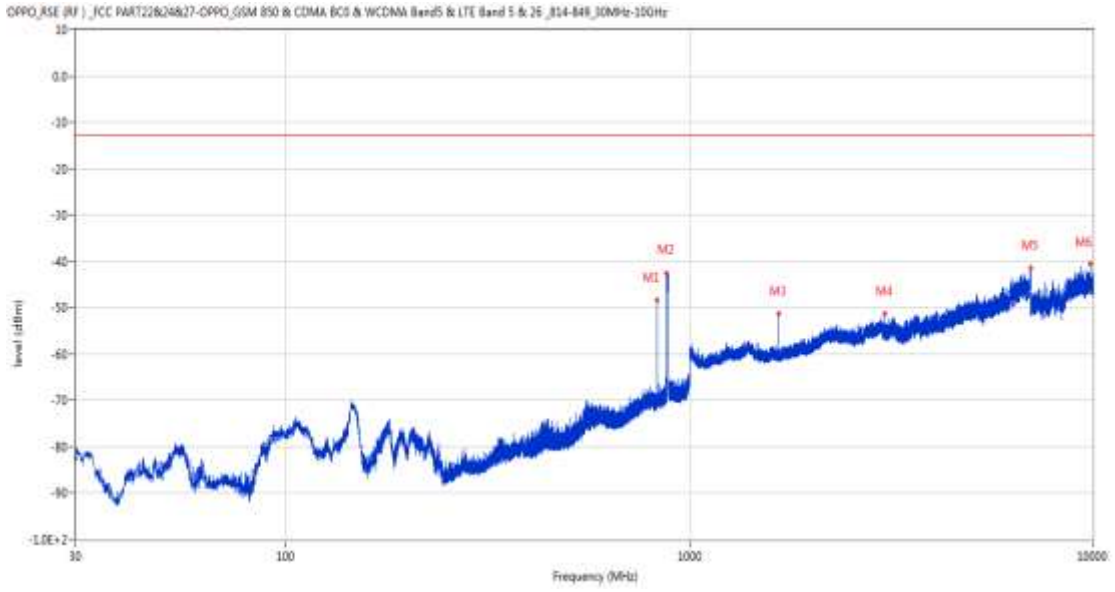
28.4 LTE Band 5 BW10, Middle Channel

RSE-H&H LTE Band 5 BW10 CH20525



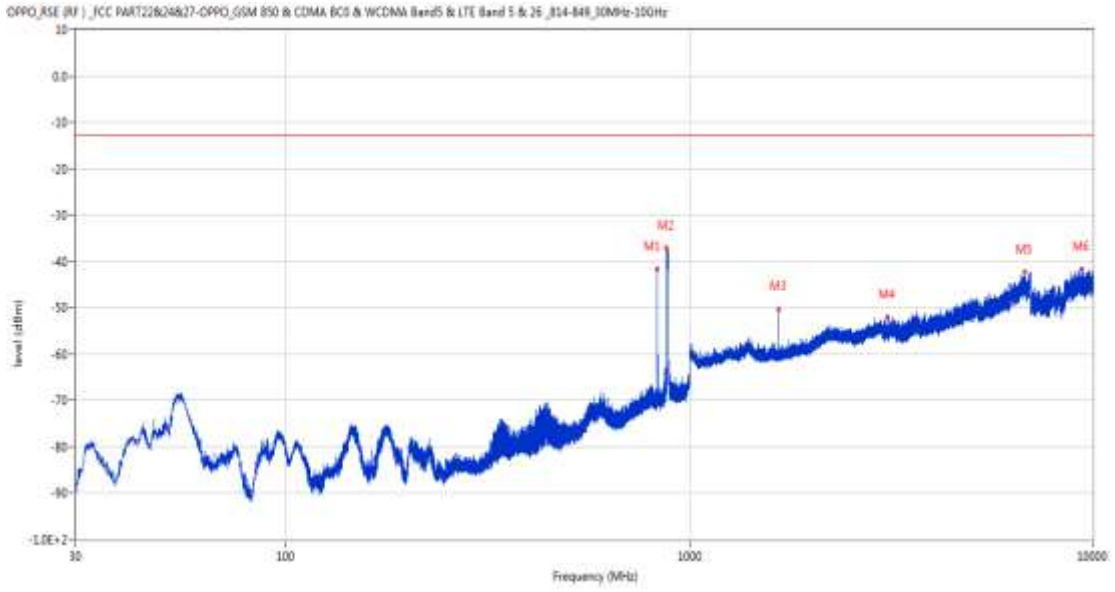
Frequency (MHz)	Result (dBm)	Factor (dB)	PK Limit (dBm)	Over Limit (dB)	Table (o)	ANT	EUT	Verdict
832.093	-45.43	2.46	-13.0	-32.43	107.00	Horizontal	Horizontal	N/A
879.623	-40.89	2.63	-13.0	-27.89	99.00	Horizontal	Horizontal	N/A
1664.100	-50.83	-5.94	-13.0	-37.83	163.00	Horizontal	Horizontal	Pass
2993.800	-52.19	2.03	-13.0	-39.19	287.00	Horizontal	Horizontal	Pass
6980.600	-41.92	13.78	-13.0	-28.92	322.00	Horizontal	Horizontal	Pass
9287.500	-41.72	15.27	-13.0	-28.72	-3.00	Horizontal	Horizontal	Pass

RSE-H&V LTE Band 5 BW10 CH20525



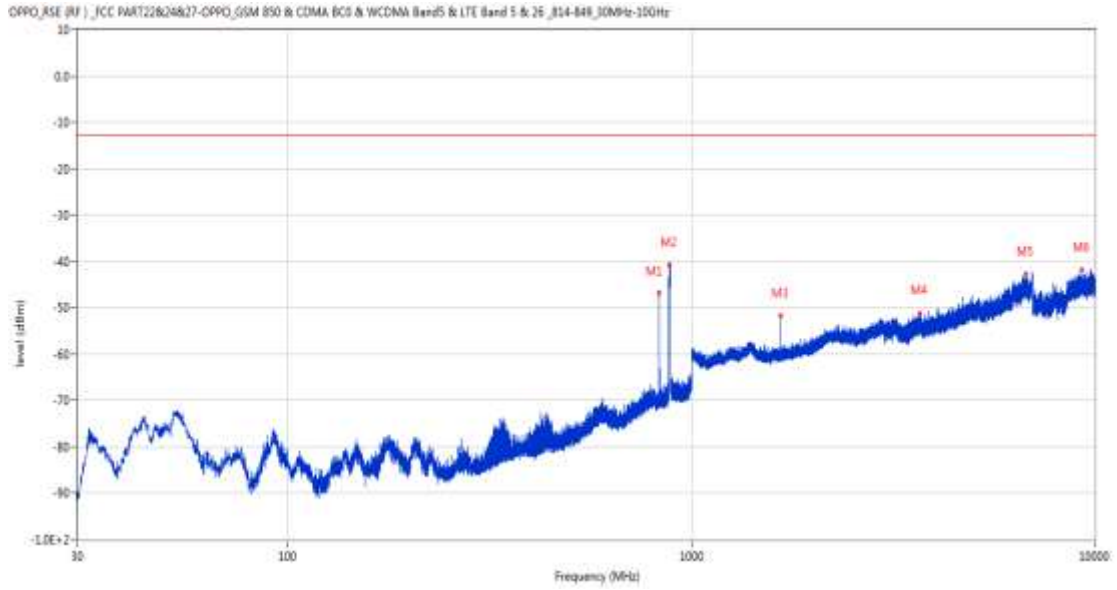
Frequency (MHz)	Result (dBm)	Factor (dB)	PK Limit (dBm)	Over Limit (dB)	Table (o)	ANT	EUT	Verdict
832.142	-48.44	2.46	-13.0	-35.44	17.00	Horizontal	Vertical	N/A
877.441	-42.57	2.65	-13.0	-29.57	0.00	Horizontal	Vertical	N/A
1664.600	-51.25	-5.92	-13.0	-38.25	19.00	Horizontal	Vertical	Pass
3043.000	-51.28	2.58	-13.0	-38.28	164.00	Horizontal	Vertical	Pass
6999.200	-41.30	13.65	-13.0	-28.30	38.00	Horizontal	Vertical	Pass
9843.700	-40.60	16.97	-13.0	-27.60	-1.00	Horizontal	Vertical	Pass

RSE-V&V LTE Band 5 BW10 CH20525



Frequency (MHz)	Result (dBm)	Factor (dB)	PK Limit (dBm)	Over Limit (dB)	Table (o)	ANT	EUT	Verdict
832.093	-41.73	2.46	-13.0	-28.73	167.00	Vertical	Vertical	N/A
877.441	-37.07	2.65	-13.0	-24.07	363.00	Vertical	Vertical	N/A
1664.700	-50.42	-5.92	-13.0	-37.42	133.00	Vertical	Vertical	Pass
3094.200	-51.91	2.35	-13.0	-38.91	180.00	Vertical	Vertical	Pass
6788.200	-42.20	12.33	-13.0	-29.20	60.00	Vertical	Vertical	Pass
9399.250	-41.74	15.75	-13.0	-28.74	-3.00	Vertical	Vertical	Pass

RSE-V&H LTE Band 5 BW10 CH20525

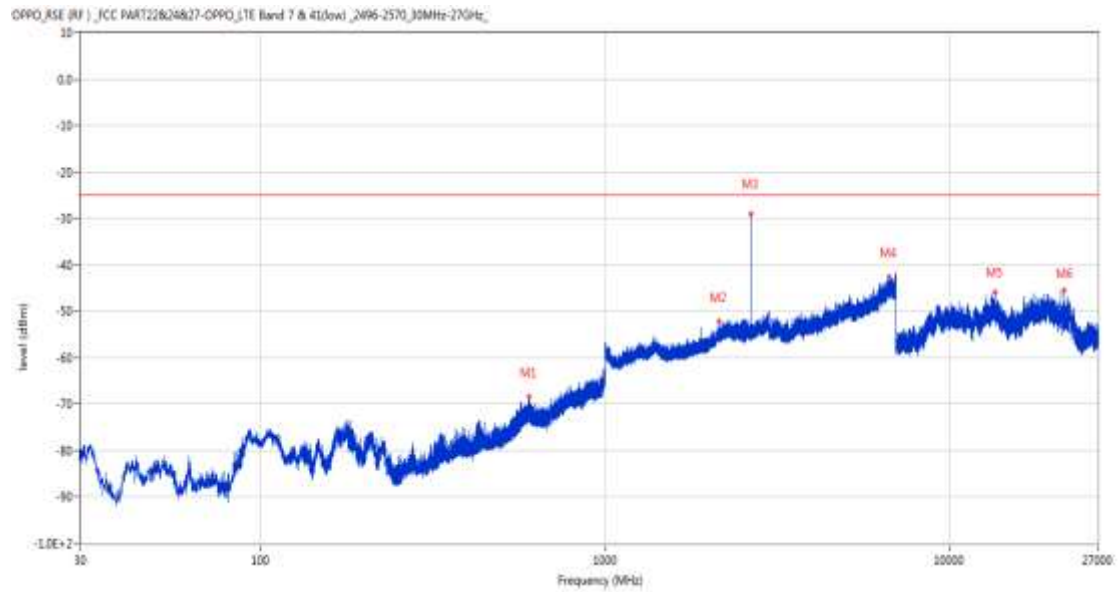


Frequency (MHz)	Result (dBm)	Factor (dB)	PK Limit (dBm)	Over Limit (dB)	Table (o)	ANT	EUT	Verdict
832.142	-46.90	2.46	-13.0	-33.90	152.00	Vertical	Horizontal	N/A
882.582	-40.83	2.92	-13.0	-27.83	297.00	Vertical	Horizontal	N/A
1663.900	-51.82	-5.93	-13.0	-38.82	23.00	Vertical	Horizontal	Pass
3680.800	-51.29	4.61	-13.0	-38.29	95.00	Vertical	Horizontal	Pass
6753.200	-42.85	11.65	-13.0	-29.85	360.00	Vertical	Horizontal	Pass
9302.350	-41.96	15.56	-13.0	-28.96	52.00	Vertical	Horizontal	Pass

29 LTE Band 7

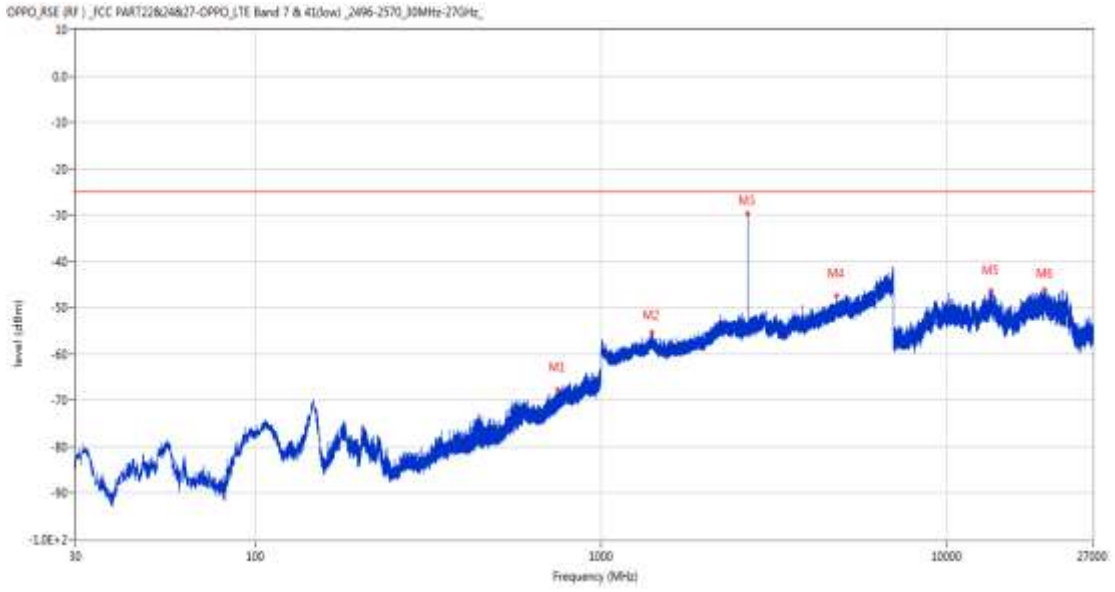
29.1 LTE Band 7 BW5, Middle Channel

RSE-H&H LTE Band 7 BW5 CH21100



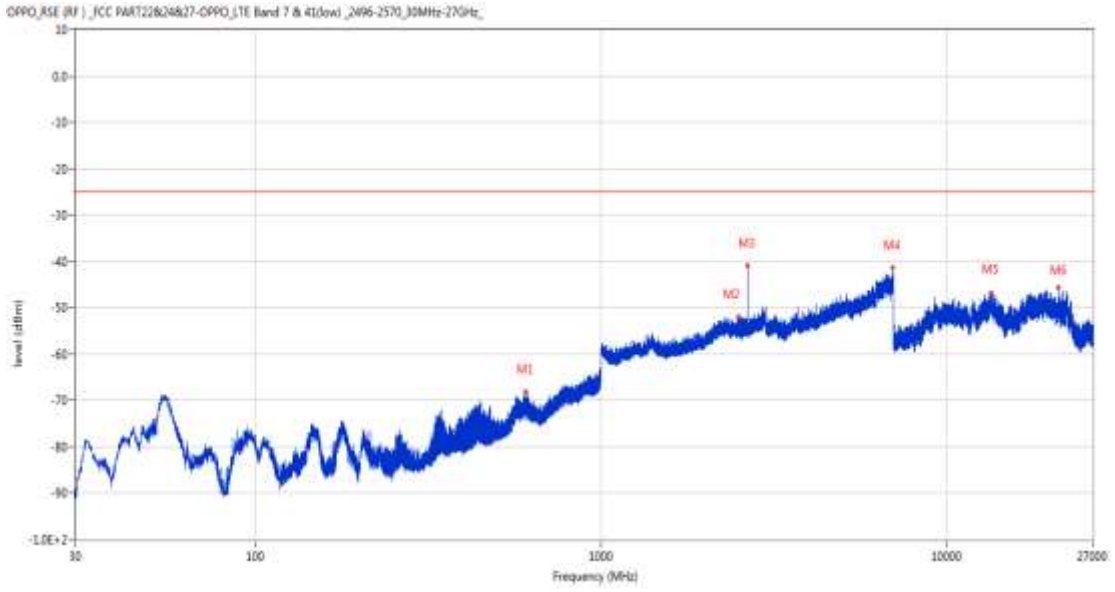
Frequency (MHz)	Result (dBm)	Factor (dB)	PK Limit (dBm)	Over Limit (dB)	Table (o)	ANT	EUT	Verdict
604.289	-68.38	-1.35	-25.0	-43.38	60.00	Horizontal	Horizontal	Pass
2149.900	-52.22	0.01	-25.0	-27.22	43.00	Horizontal	Horizontal	Pass
2656.600	-29.15	1.32	-25.0	-4.15	221.00	Horizontal	Horizontal	N/A
6686.200	-42.62	12.01	-25.0	-17.62	20.00	Horizontal	Horizontal	Pass
13573.200	-45.86	10.65	-25.0	-20.86	89.00	Horizontal	Horizontal	Pass
21619.350	-45.44	14.70	-25.0	-20.44	231.00	Horizontal	Horizontal	Pass

RSE-H&V LTE Band 7 BW5 CH21100



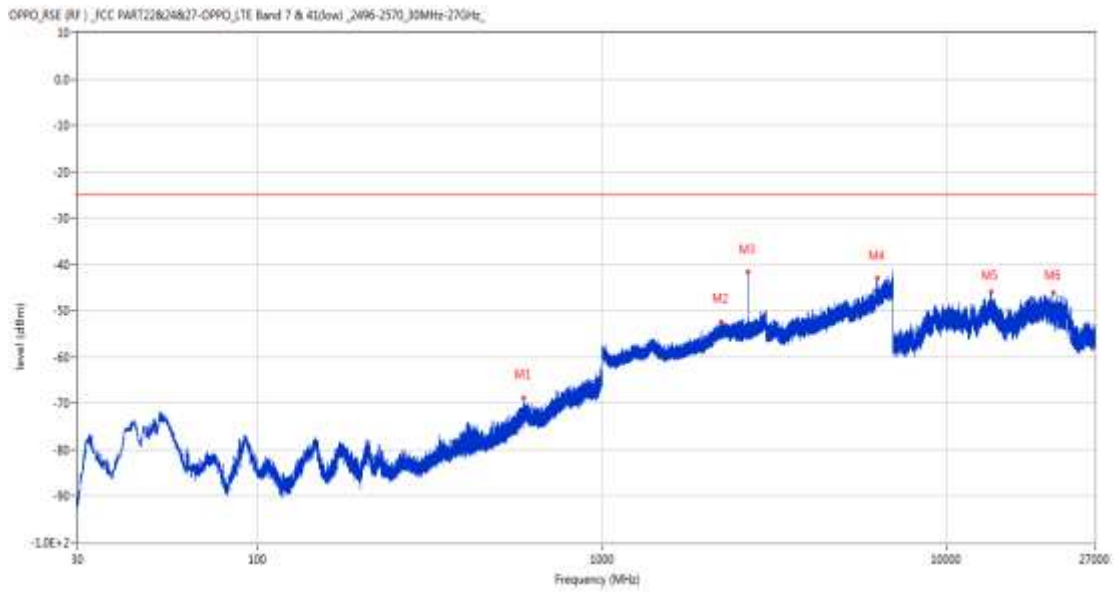
Frequency (MHz)	Result (dBm)	Factor (dB)	PK Limit (dBm)	Over Limit (dB)	Table (o)	ANT	EUT	Verdict
749.837	-67.74	1.31	-25.0	-42.74	72.00	Horizontal	Vertical	Pass
1403.700	-55.27	-2.30	-25.0	-30.27	52.00	Horizontal	Vertical	Pass
2654.900	-29.75	1.40	-25.0	-4.75	208.00	Horizontal	Vertical	N/A
4793.000	-47.38	7.55	-25.0	-22.38	168.00	Horizontal	Vertical	Pass
13456.388	-46.37	11.47	-25.0	-21.37	202.00	Horizontal	Vertical	Pass
19250.776	-46.09	14.16	-25.0	-21.09	105.00	Horizontal	Vertical	Pass

RSE-V&V LTE Band 7 BW5 CH21100



Frequency (MHz)	Result (dBm)	Factor (dB)	PK Limit (dBm)	Over Limit (dB)	Table (o)	ANT	EUT	Verdict
602.979	-68.08	-1.26	-25.0	-43.08	123.00	Vertical	Vertical	Pass
2493.300	-52.00	1.70	-25.0	-27.00	263.00	Vertical	Vertical	Pass
2655.600	-41.07	1.36	-25.0	-16.07	161.00	Vertical	Vertical	N/A
6994.200	-41.43	13.62	-25.0	-16.43	39.00	Vertical	Vertical	Pass
13419.375	-46.76	10.97	-25.0	-21.76	234.00	Vertical	Vertical	Pass
21024.725	-45.74	14.51	-25.0	-20.74	360.00	Vertical	Vertical	Pass

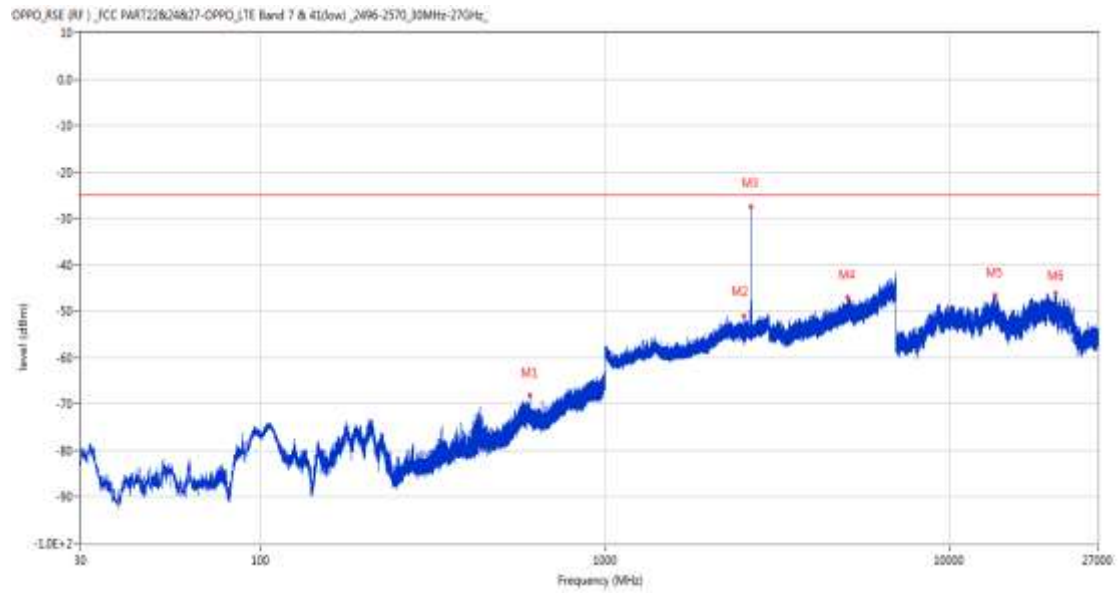
RSE-V&H LTE Band 7 BW5 CH21100



Frequency (MHz)	Result (dBm)	Factor (dB)	PK Limit (dBm)	Over Limit (dB)	Table (o)	ANT	EUT	Verdict
592.067	-68.87	-1.89	-25.0	-43.87	85.00	Vertical	Horizontal	Pass
2221.700	-52.46	0.87	-25.0	-27.46	73.00	Vertical	Horizontal	Pass
2655.400	-41.55	1.37	-25.0	-16.55	241.00	Vertical	Horizontal	N/A
6299.600	-42.97	10.88	-25.0	-17.97	196.00	Vertical	Horizontal	Pass
13484.213	-45.92	11.01	-25.0	-20.92	331.00	Vertical	Horizontal	Pass
20438.551	-46.18	14.32	-25.0	-21.18	334.00	Vertical	Horizontal	Pass

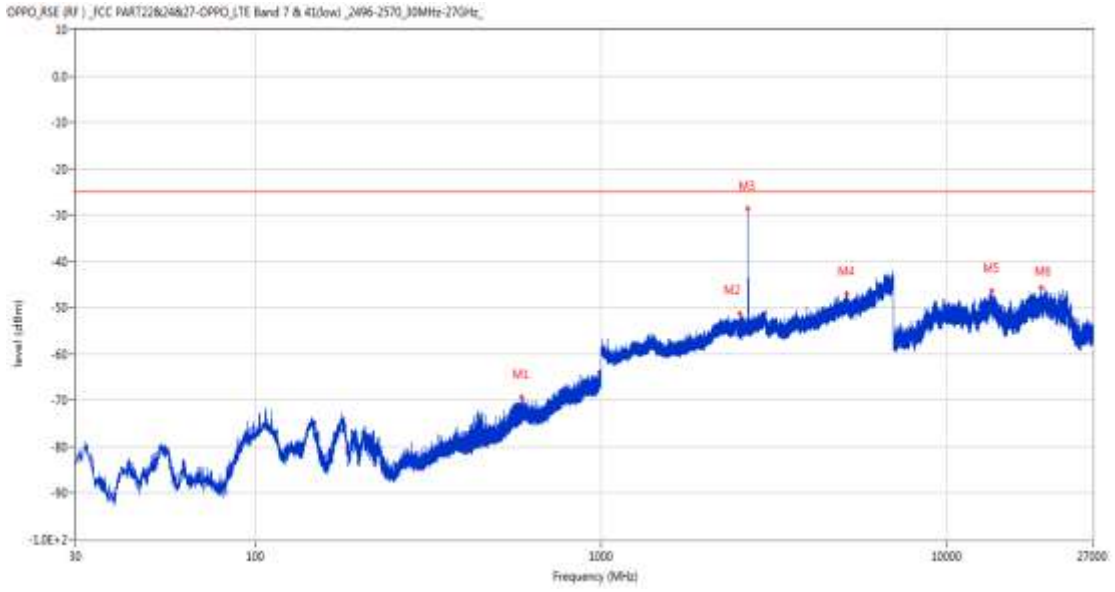
29.2 LTE Band 7 BW10, Middle Channel

RSE-H&H LTE Band 7 BW10 CH21100



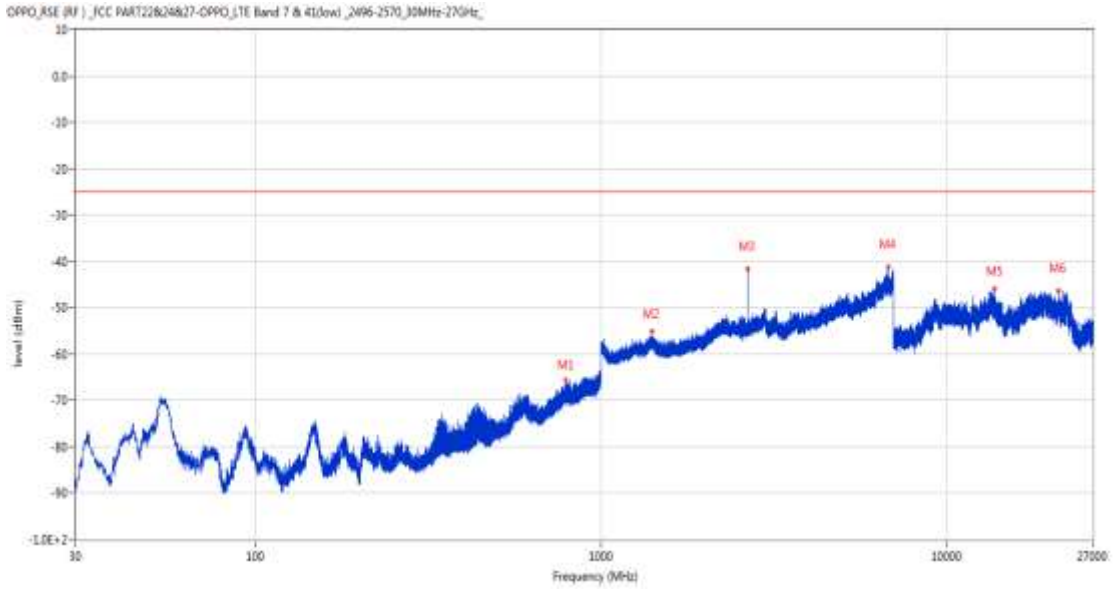
Frequency (MHz)	Result (dBm)	Factor (dB)	PK Limit (dBm)	Over Limit (dB)	Table (o)	ANT	EUT	Verdict
605.889	-68.07	-1.59	-25.0	-43.07	134.00	Horizontal	Horizontal	Pass
2528.900	-50.99	1.93	-25.0	-25.99	176.00	Horizontal	Horizontal	N/A
2652.500	-27.55	1.39	-25.0	-2.55	221.00	Horizontal	Horizontal	N/A
5057.200	-47.10	7.39	-25.0	-22.10	32.00	Horizontal	Horizontal	Pass
13557.975	-46.66	10.61	-25.0	-21.66	331.00	Horizontal	Horizontal	Pass
20317.950	-46.17	14.28	-25.0	-21.17	16.00	Horizontal	Horizontal	Pass

RSE-H&V LTE Band 7 BW10 CH21100



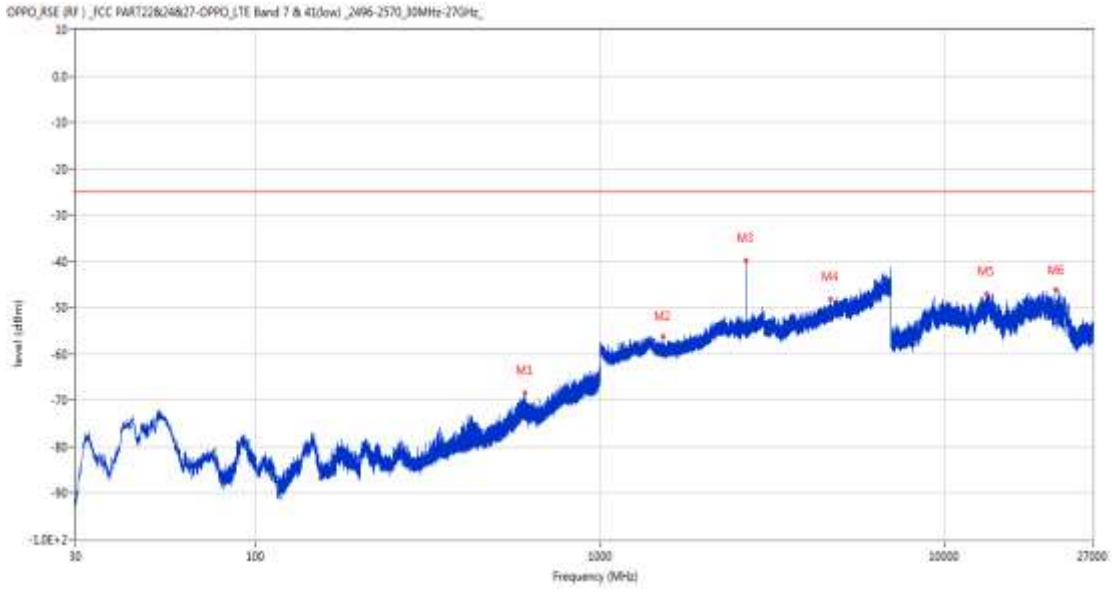
Frequency (MHz)	Result (dBm)	Factor (dB)	PK Limit (dBm)	Over Limit (dB)	Table (o)	ANT	EUT	Verdict
588.089	-69.28	-2.30	-25.0	-44.28	69.00	Horizontal	Vertical	Pass
2524.500	-51.39	1.91	-25.0	-26.39	140.00	Horizontal	Vertical	N/A
2653.100	-28.61	1.41	-25.0	-3.61	215.00	Horizontal	Vertical	N/A
5137.600	-47.01	7.55	-25.0	-22.01	281.00	Horizontal	Vertical	Pass
13480.800	-46.28	11.08	-25.0	-21.28	344.00	Horizontal	Vertical	Pass
18812.176	-45.57	12.29	-25.0	-20.57	360.00	Horizontal	Vertical	Pass

RSE-V&V LTE Band 7 BW10 CH21100



Frequency (MHz)	Result (dBm)	Factor (dB)	PK Limit (dBm)	Over Limit (dB)	Table (o)	ANT	EUT	Verdict
788.346	-65.70	3.14	-25.0	-40.70	363.00	Vertical	Vertical	Pass
1403.300	-55.16	-2.29	-25.0	-30.16	-1.00	Vertical	Vertical	Pass
2654.300	-41.60	1.44	-25.0	-16.60	163.00	Vertical	Vertical	N/A
6783.600	-41.24	12.15	-25.0	-16.24	306.00	Vertical	Vertical	Pass
13782.412	-45.95	11.68	-25.0	-20.95	227.00	Vertical	Vertical	Pass
21044.275	-46.37	14.51	-25.0	-21.37	232.00	Vertical	Vertical	Pass

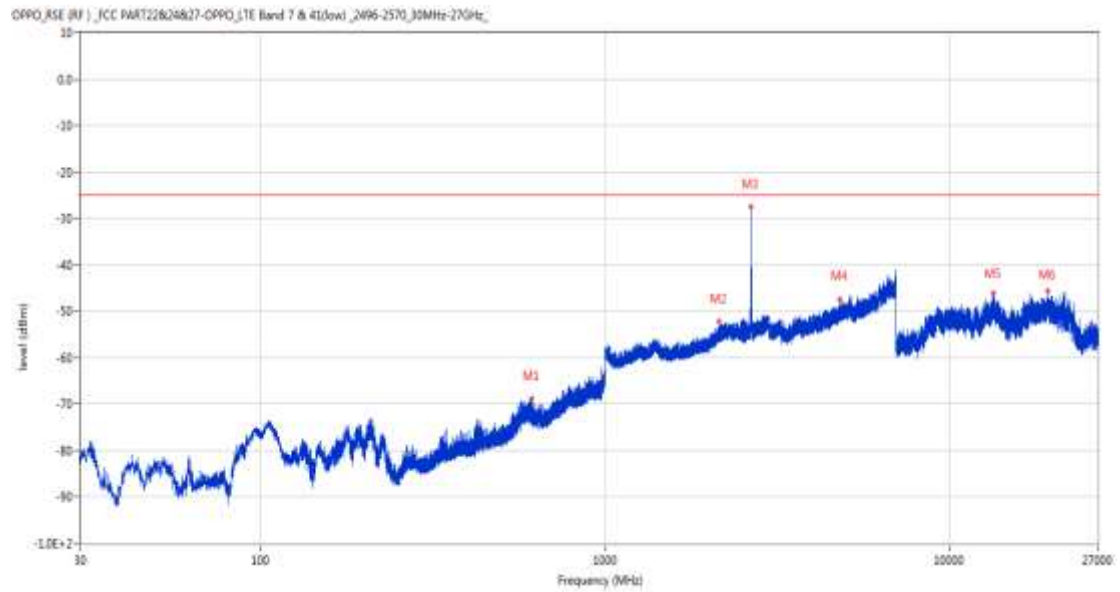
RSE-V&H LTE Band 7 BW10 CH21100



Frequency (MHz)	Result (dBm)	Factor (dB)	PK Limit (dBm)	Over Limit (dB)	Table (o)	ANT	EUT	Verdict
605.016	-68.33	-1.46	-25.0	-43.33	80.00	Vertical	Horizontal	Pass
1522.600	-56.32	-4.27	-25.0	-31.32	348.00	Vertical	Horizontal	Pass
2653.400	-39.78	1.41	-25.0	-14.78	232.00	Vertical	Horizontal	N/A
4666.600	-48.15	6.55	-25.0	-23.15	214.00	Vertical	Horizontal	Pass
13277.362	-47.04	10.14	-25.0	-22.04	229.00	Vertical	Horizontal	Pass
21037.500	-46.21	14.51	-25.0	-21.21	133.00	Vertical	Horizontal	Pass

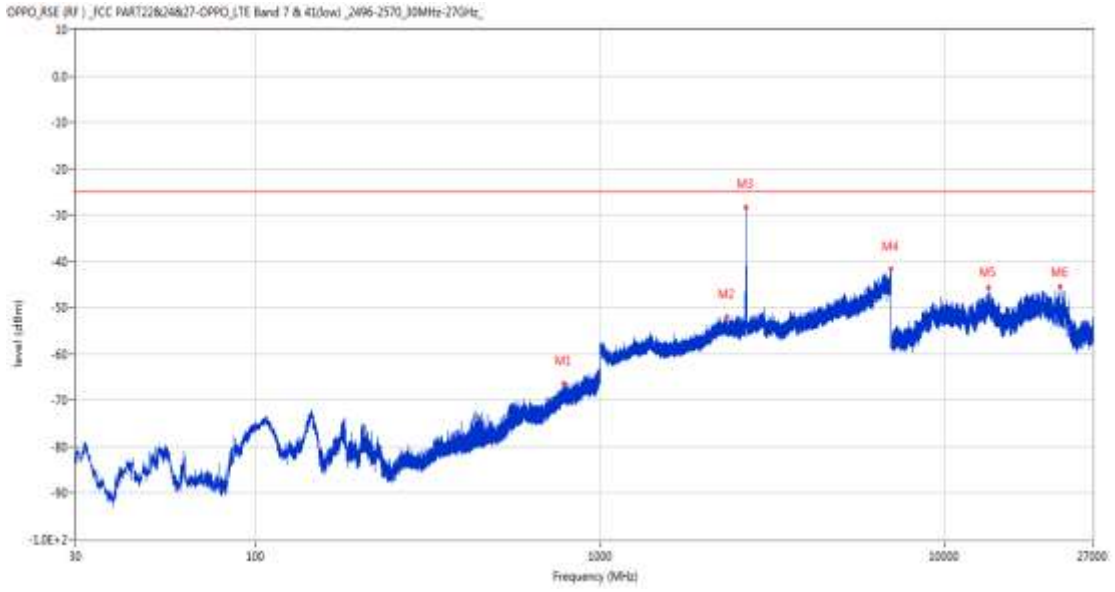
29.3 LTE Band 7 BW15, Middle Channel

RSE-H&H LTE Band 7 BW15 CH21100



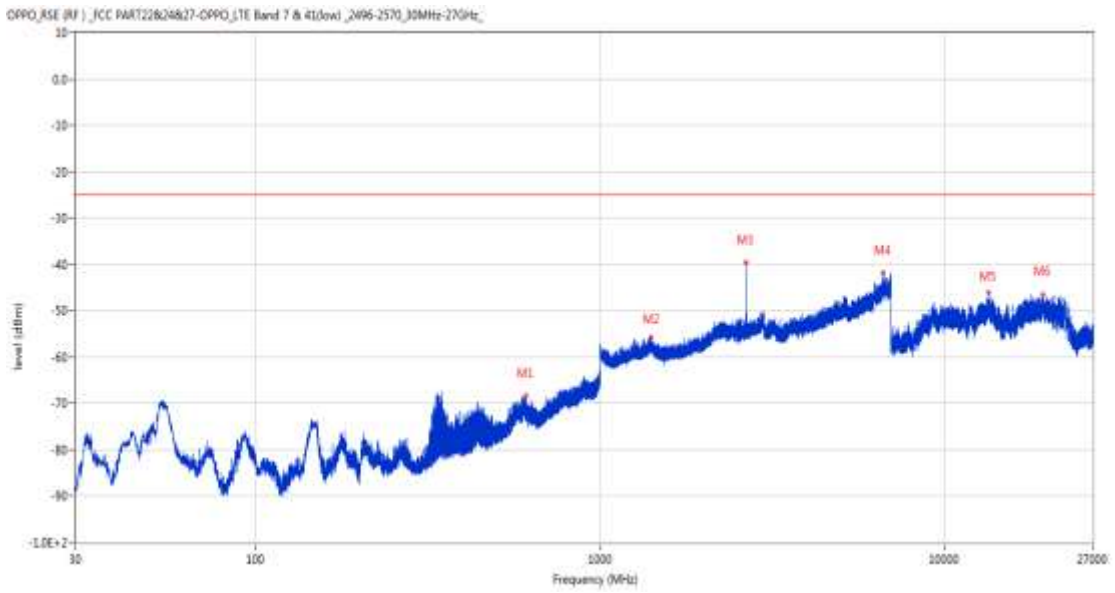
Frequency (MHz)	Result (dBm)	Factor (dB)	PK Limit (dBm)	Over Limit (dB)	Table (o)	ANT	EUT	Verdict
613.503	-68.79	-1.62	-25.0	-43.79	169.00	Horizontal	Horizontal	Pass
2145.800	-52.19	-0.04	-25.0	-27.19	296.00	Horizontal	Horizontal	Pass
2650.800	-27.55	1.41	-25.0	-2.55	236.00	Horizontal	Horizontal	N/A
4796.800	-47.42	7.55	-25.0	-22.42	145.00	Horizontal	Horizontal	Pass
13457.438	-46.12	11.47	-25.0	-21.12	332.00	Horizontal	Horizontal	Pass
19290.599	-45.69	15.28	-25.0	-20.69	318.00	Horizontal	Horizontal	Pass

RSE-H&V LTE Band 7 BW15 CH21100



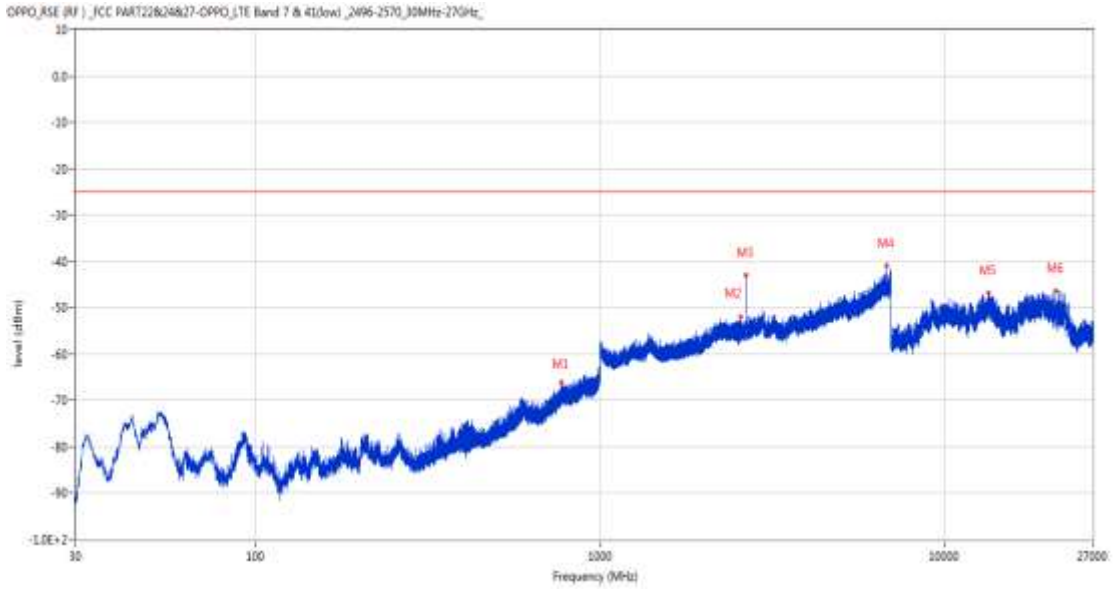
Frequency (MHz)	Result (dBm)	Factor (dB)	PK Limit (dBm)	Over Limit (dB)	Table (o)	ANT	EUT	Verdict
787.473	-66.38	3.14	-25.0	-41.38	77.00	Horizontal	Vertical	Pass
2334.300	-52.02	0.69	-25.0	-27.02	283.00	Horizontal	Vertical	Pass
2653.900	-28.50	1.43	-25.0	-3.50	229.00	Horizontal	Vertical	N/A
6999.600	-41.69	13.65	-25.0	-16.69	118.00	Horizontal	Vertical	Pass
13465.312	-45.58	11.35	-25.0	-20.58	0.00	Horizontal	Vertical	Pass
21625.199	-45.55	14.70	-25.0	-20.55	-3.00	Horizontal	Vertical	Pass

RSE-V&V LTE Band 7 BW15 CH21100



Frequency (MHz)	Result (dBm)	Factor (dB)	PK Limit (dBm)	Over Limit (dB)	Table (o)	ANT	EUT	Verdict
610.351	-68.46	-1.47	-25.0	-43.46	102.00	Vertical	Vertical	Pass
1408.100	-55.82	-2.43	-25.0	-30.82	-3.00	Vertical	Vertical	Pass
2650.400	-39.59	1.41	-25.0	-14.59	150.00	Vertical	Vertical	N/A
6654.600	-41.86	11.50	-25.0	-16.86	157.00	Vertical	Vertical	Pass
13424.625	-46.04	11.05	-25.0	-21.04	209.00	Vertical	Vertical	Pass
19333.800	-46.65	16.04	-25.0	-21.65	-3.00	Vertical	Vertical	Pass

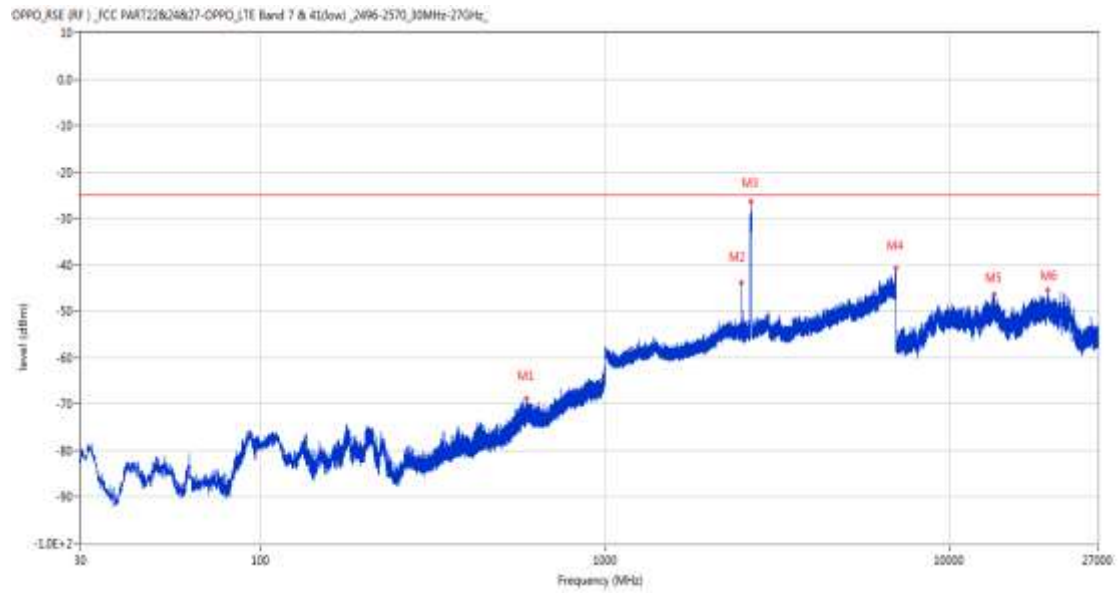
RSE-V&H LTE Band 7 BW15 CH21100



Frequency (MHz)	Result (dBm)	Factor (dB)	PK Limit (dBm)	Over Limit (dB)	Table (o)	ANT	EUT	Verdict
772.535	-66.07	2.49	-25.0	-41.07	102.00	Vertical	Horizontal	Pass
2564.900	-52.05	2.26	-25.0	-27.05	355.00	Vertical	Horizontal	Pass
2648.900	-43.04	1.43	-25.0	-18.04	254.00	Vertical	Horizontal	N/A
6782.200	-40.86	12.05	-25.0	-15.86	318.00	Vertical	Horizontal	Pass
13431.187	-46.81	11.16	-25.0	-21.81	28.00	Vertical	Horizontal	Pass
21039.301	-46.41	14.51	-25.0	-21.41	334.00	Vertical	Horizontal	Pass

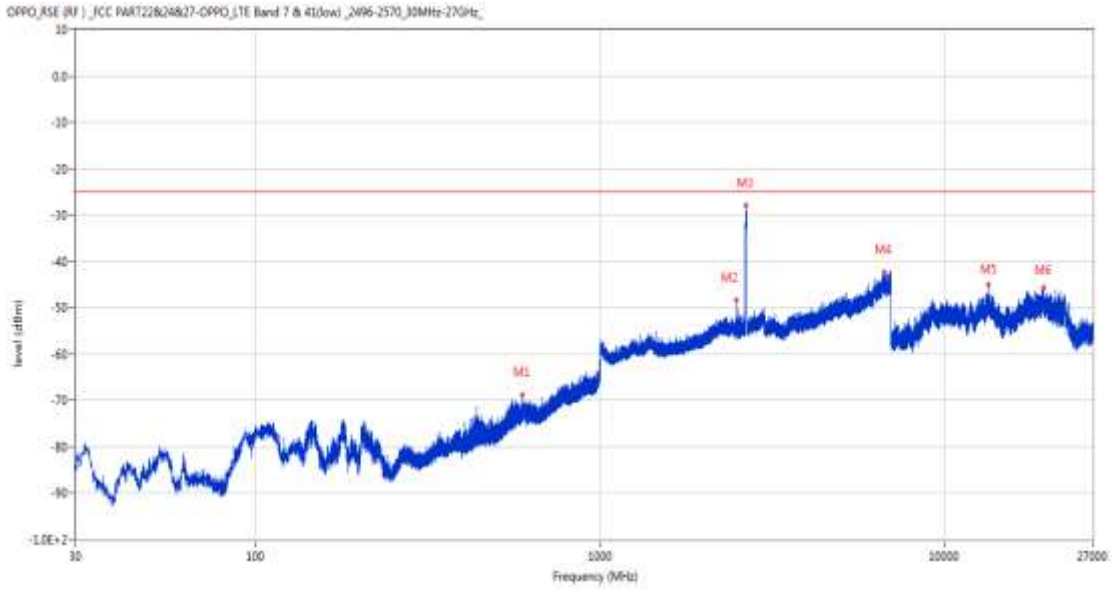
29.4 LTE Band 7 BW20, Middle Channel

RSE-H&H LTE Band 7 BW20 CH21100



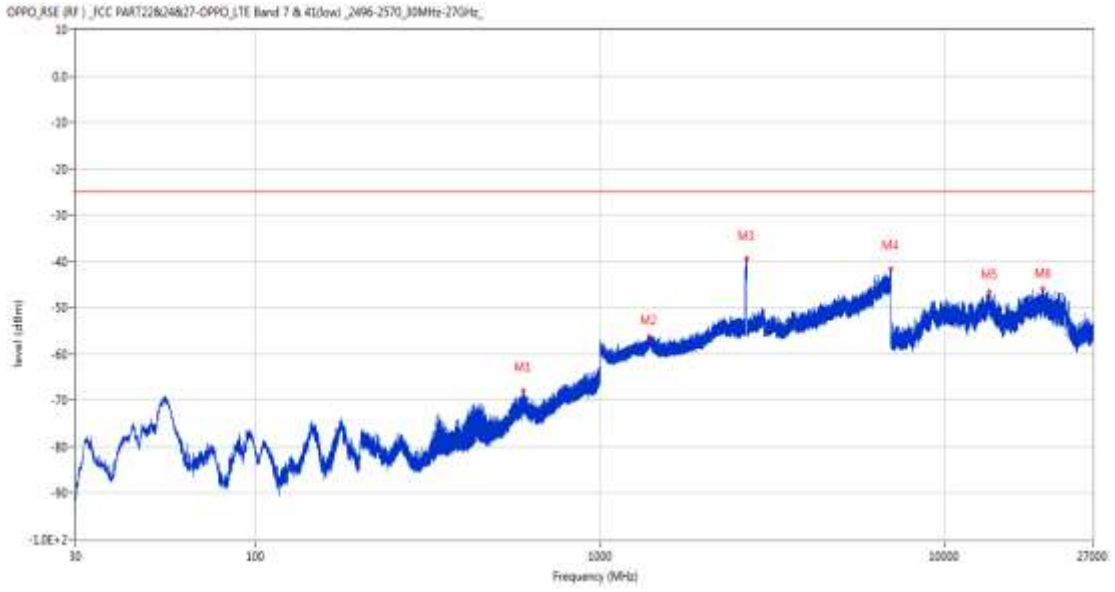
Frequency (MHz)	Result (dBm)	Factor (dB)	PK Limit (dBm)	Over Limit (dB)	Table (o)	ANT	EUT	Verdict
590.660	-68.73	-1.99	-25.0	-43.73	62.00	Horizontal	Horizontal	Pass
2490.800	-43.89	1.67	-25.0	-18.89	76.00	Horizontal	Horizontal	N/A
2654.300	-26.31	1.44	-25.0	-1.31	228.00	Horizontal	Horizontal	N/A
6980.000	-40.71	13.84	-25.0	-15.71	97.00	Horizontal	Horizontal	Pass
13501.013	-46.38	10.71	-25.0	-21.38	337.00	Horizontal	Horizontal	Pass
19316.251	-45.46	16.08	-25.0	-20.46	81.00	Horizontal	Horizontal	Pass

RSE-H&V LTE Band 7 BW20 CH21100



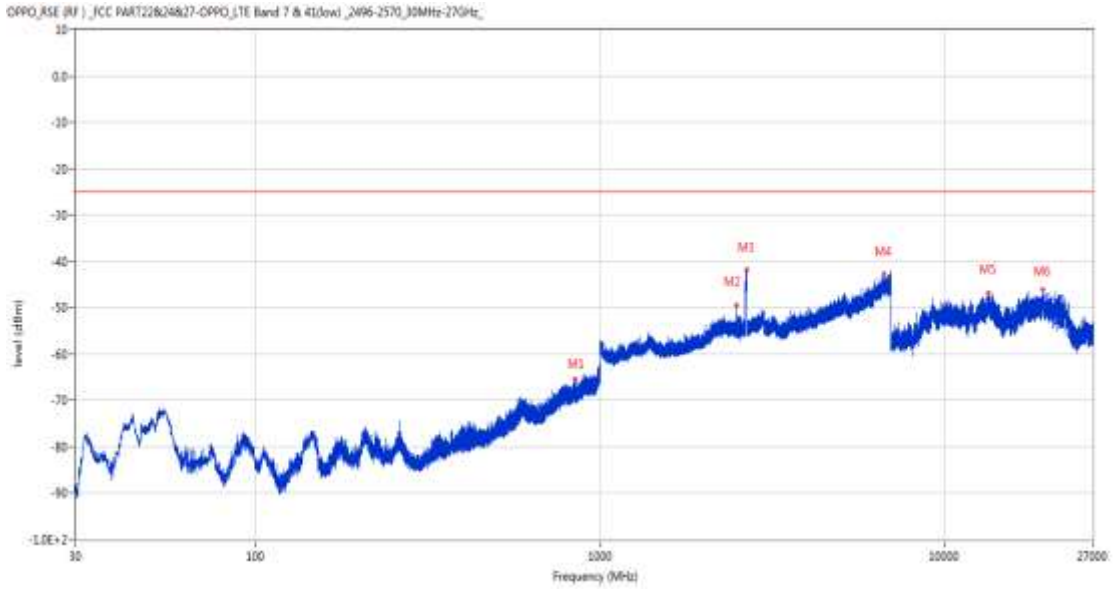
Frequency (MHz)	Result (dBm)	Factor (dB)	PK Limit (dBm)	Over Limit (dB)	Table (o)	ANT	EUT	Verdict
596.140	-68.89	-1.41	-25.0	-43.89	299.00	Horizontal	Vertical	Pass
2491.000	-48.48	1.67	-25.0	-23.48	32.00	Horizontal	Vertical	N/A
2659.000	-27.95	1.47	-25.0	-2.95	225.00	Horizontal	Vertical	N/A
6679.600	-42.36	11.77	-25.0	-17.36	119.00	Horizontal	Vertical	Pass
13454.287	-44.94	11.49	-25.0	-19.94	308.00	Horizontal	Vertical	Pass
19408.501	-45.68	14.33	-25.0	-20.68	315.00	Horizontal	Vertical	Pass

RSE-V&V LTE Band 7 BW20 CH21100



Frequency (MHz)	Result (dBm)	Factor (dB)	PK Limit (dBm)	Over Limit (dB)	Table (o)	ANT	EUT	Verdict
599.099	-67.92	-1.25	-25.0	-42.92	104.00	Vertical	Vertical	Pass
1389.000	-56.15	-2.28	-25.0	-31.15	146.00	Vertical	Vertical	Pass
2662.700	-39.46	1.46	-25.0	-14.46	360.00	Vertical	Vertical	N/A
6985.400	-41.74	13.70	-25.0	-16.74	115.00	Vertical	Vertical	Pass
13494.974	-46.47	10.81	-25.0	-21.47	219.00	Vertical	Vertical	Pass
19338.301	-45.91	15.98	-25.0	-20.91	168.00	Vertical	Vertical	Pass

RSE-V&H LTE Band 7 BW20 CH21100

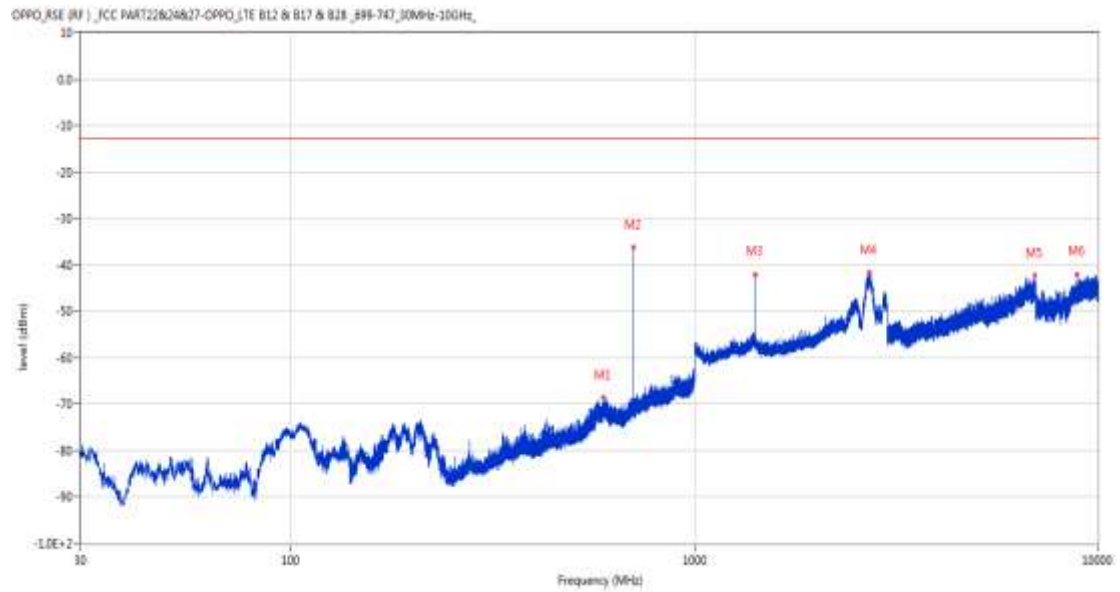


Frequency (MHz)	Result (dBm)	Factor (dB)	PK Limit (dBm)	Over Limit (dB)	Table (o)	ANT	EUT	Verdict
845.042	-65.42	2.89	-25.0	-40.42	55.00	Vertical	Horizontal	Pass
2490.700	-49.46	1.67	-25.0	-24.46	50.00	Vertical	Horizontal	N/A
2663.600	-41.83	1.49	-25.0	-16.83	154.00	Vertical	Horizontal	N/A
6680.400	-42.75	11.78	-25.0	-17.75	102.00	Vertical	Horizontal	Pass
13461.112	-46.69	11.43	-25.0	-21.69	361.00	Vertical	Horizontal	Pass
19325.250	-46.23	16.16	-25.0	-21.23	217.00	Vertical	Horizontal	Pass

30 LTE Band 12

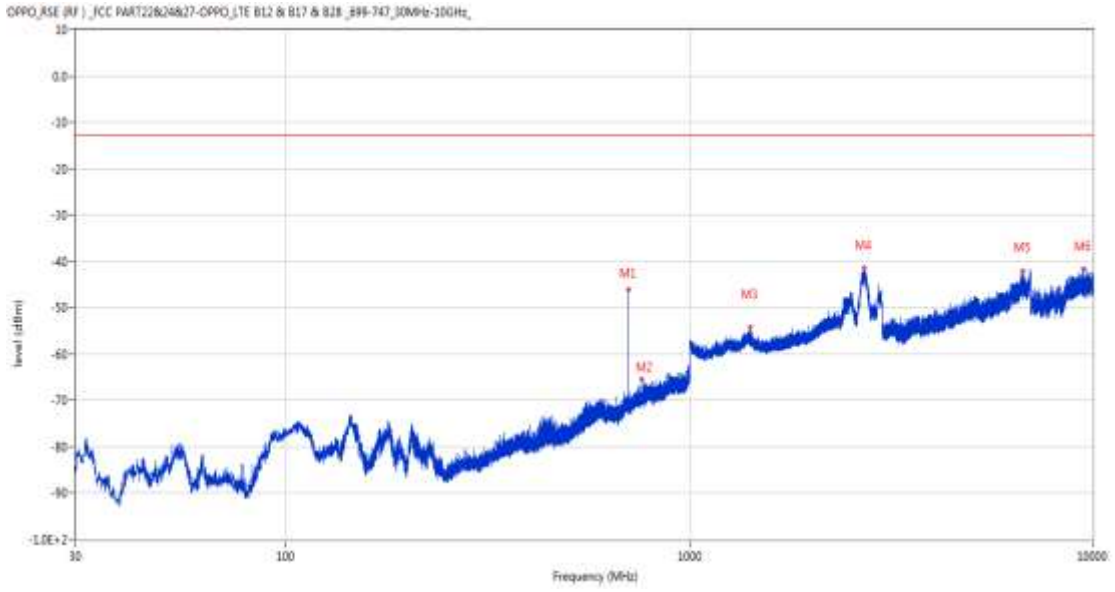
30.1 LTE Band 12 BW1.4, Middle Channel

RSE-H&H LTE Band 12 BW1.4 CH23095



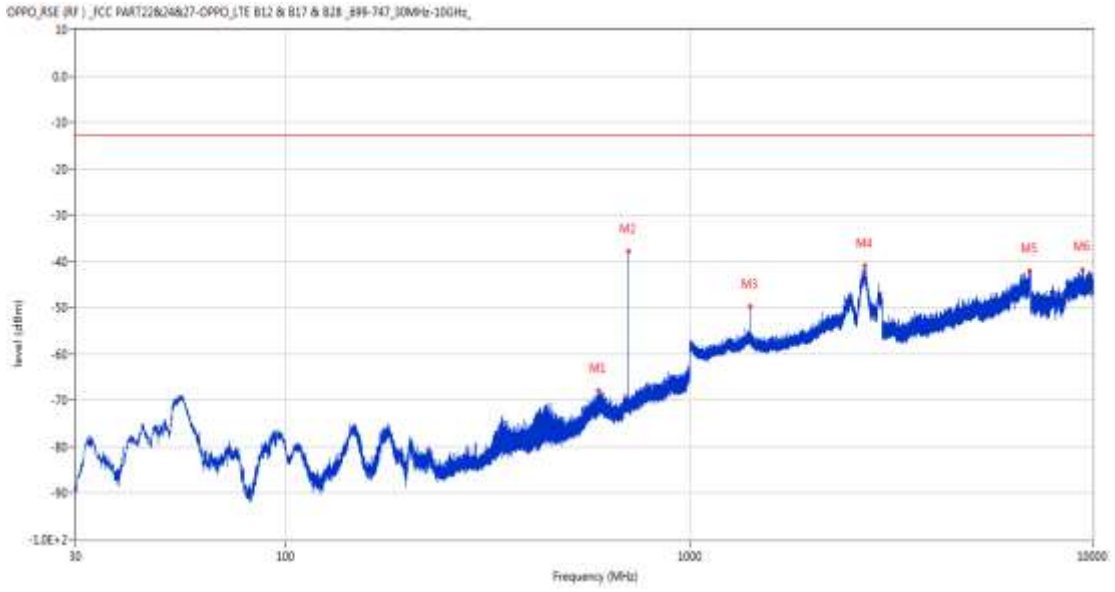
Frequency (MHz)	Result (dBm)	Factor (dB)	PK Limit (dBm)	Over Limit (dB)	Table (o)	ANT	EUT	Verdict
595.268	-68.60	-0.94	-13.0	-55.60	167.00	Horizontal	Horizontal	Pass
707.109	-36.21	1.15	-13.0	-23.21	139.00	Horizontal	Horizontal	N/A
1414.400	-42.05	-2.28	-13.0	-29.05	174.00	Horizontal	Horizontal	Pass
2710.600	-41.62	11.49	-13.0	-28.62	89.00	Horizontal	Horizontal	Pass
6979.600	-42.30	13.87	-13.0	-29.30	8.00	Horizontal	Horizontal	Pass
8869.151	-42.00	14.93	-13.0	-29.00	75.00	Horizontal	Horizontal	Pass

RSE-H&V LTE Band 12 BW1.4 CH23095



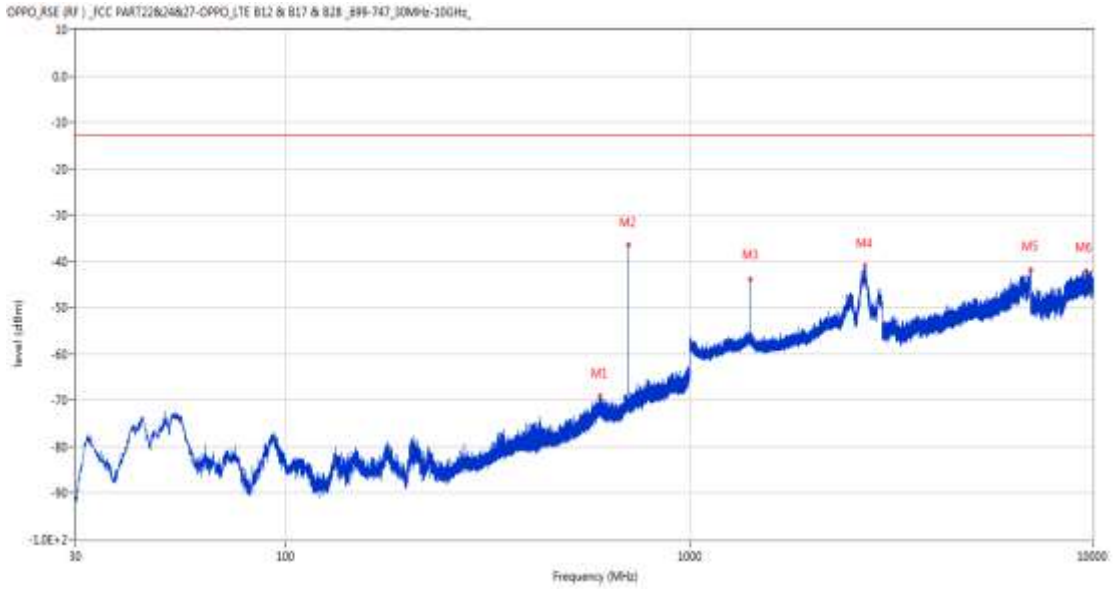
Frequency (MHz)	Result (dBm)	Factor (dB)	PK Limit (dBm)	Over Limit (dB)	Table (o)	ANT	EUT	Verdict
707.060	-46.11	1.15	-13.0	-33.11	219.00	Horizontal	Vertical	N/A
758.470	-65.50	2.47	-13.0	-52.50	363.00	Horizontal	Vertical	Pass
1414.900	-54.30	-2.28	-13.0	-41.30	26.00	Horizontal	Vertical	Pass
2713.500	-41.47	11.99	-13.0	-28.47	248.00	Horizontal	Vertical	Pass
6693.400	-42.14	11.72	-13.0	-29.14	0.00	Horizontal	Vertical	Pass
9450.700	-41.73	16.73	-13.0	-28.73	287.00	Horizontal	Vertical	Pass

RSE-V&V LTE Band 12 BW1.4 CH23095



Frequency (MHz)	Result (dBm)	Factor (dB)	PK Limit (dBm)	Over Limit (dB)	Table (o)	ANT	EUT	Verdict
593.716	-68.00	-1.20	-13.0	-55.00	140.00	Vertical	Vertical	Pass
707.109	-37.88	1.15	-13.0	-24.88	363.00	Vertical	Vertical	N/A
1414.600	-49.63	-2.28	-13.0	-36.63	160.00	Vertical	Vertical	Pass
2718.200	-40.98	13.24	-13.0	-27.98	334.00	Vertical	Vertical	Pass
6976.000	-42.09	13.74	-13.0	-29.09	0.00	Vertical	Vertical	Pass
9449.050	-41.96	16.71	-13.0	-28.96	-3.00	Vertical	Vertical	Pass

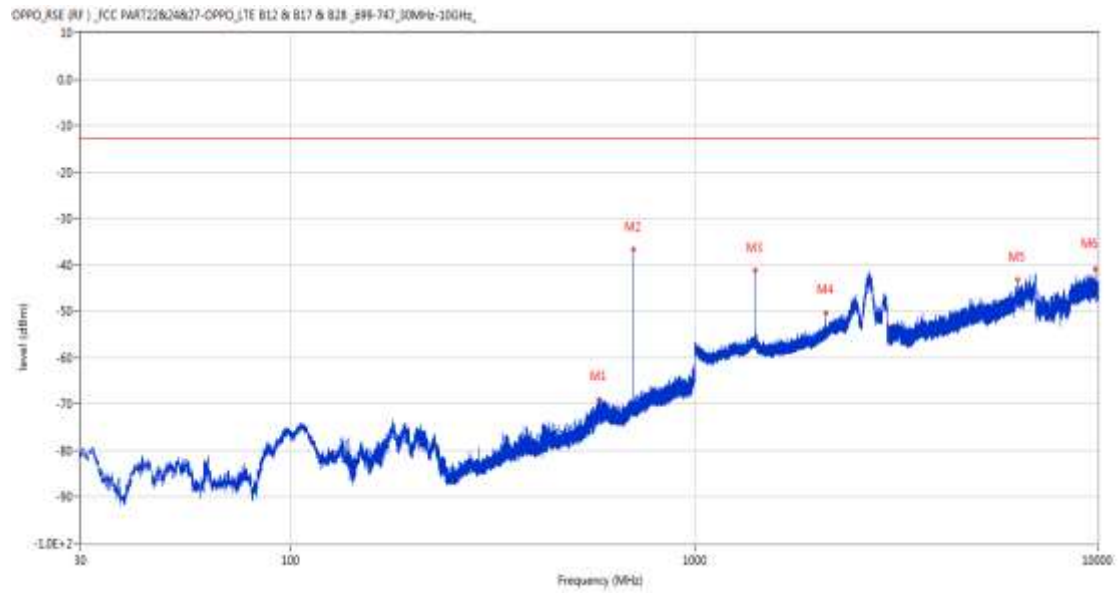
RSE-V&H LTE Band 12 BW1.4 CH23095



Frequency (MHz)	Result (dBm)	Factor (dB)	PK Limit (dBm)	Over Limit (dB)	Table (o)	ANT	EUT	Verdict
600.845	-69.07	-0.73	-13.0	-56.07	98.00	Vertical	Horizontal	Pass
707.011	-36.52	1.15	-13.0	-23.52	216.00	Vertical	Horizontal	N/A
1414.500	-43.87	-2.28	-13.0	-30.87	114.00	Vertical	Horizontal	Pass
2718.300	-40.98	13.25	-13.0	-27.98	325.00	Vertical	Horizontal	Pass
6997.600	-41.91	13.62	-13.0	-28.91	360.00	Vertical	Horizontal	Pass
9617.200	-42.18	16.37	-13.0	-29.18	87.00	Vertical	Horizontal	Pass

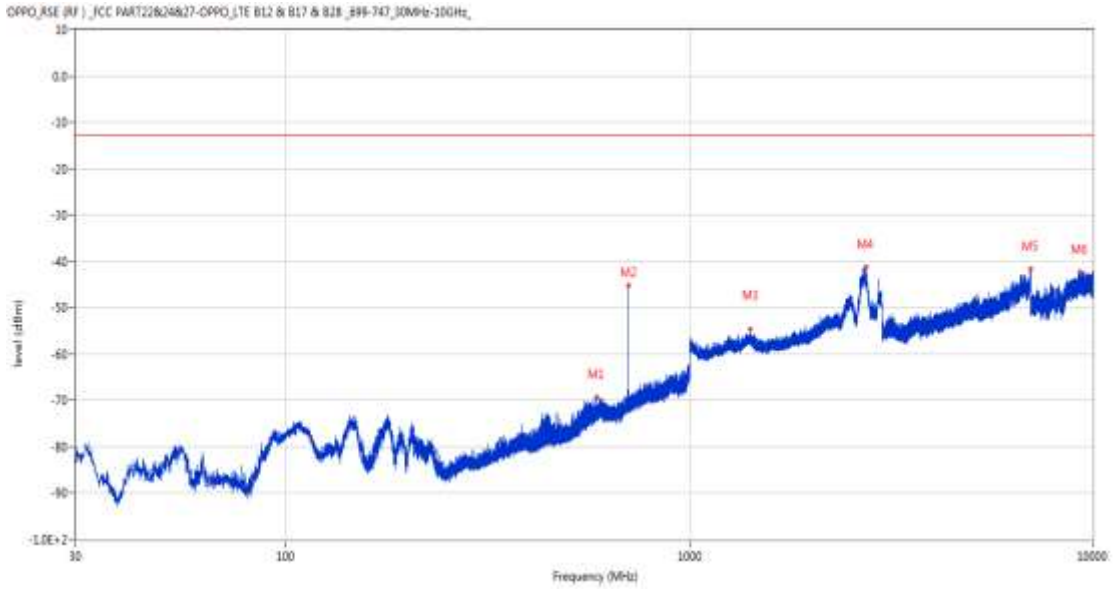
30.2 LTE Band 12 BW3, Middle Channel

RSE-H&H LTE Band 12 BW3 CH23095



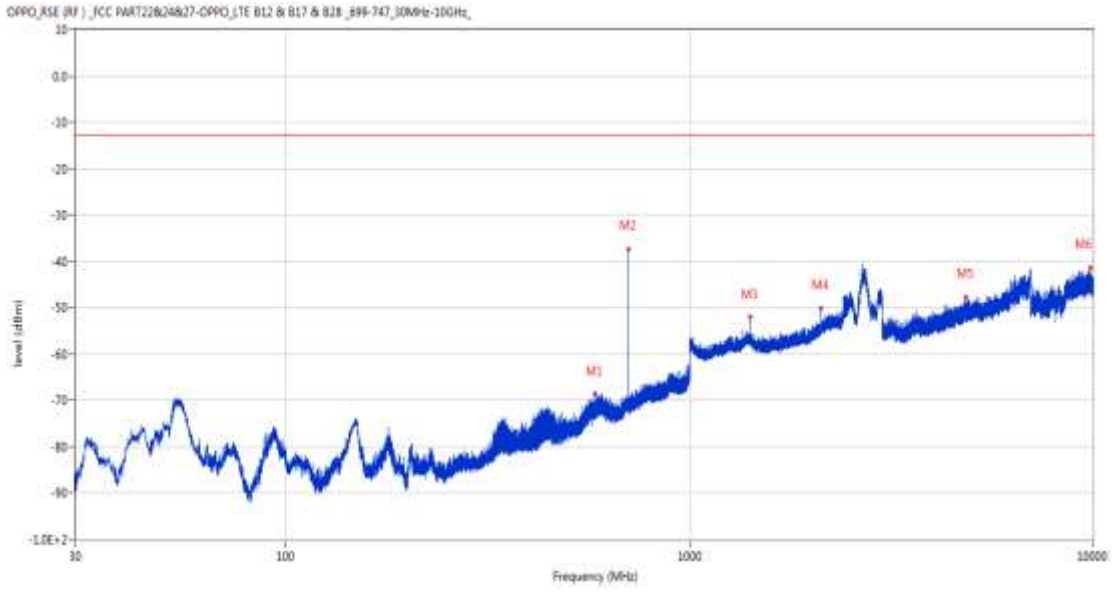
Frequency (MHz)	Result (dBm)	Factor (dB)	PK Limit (dBm)	Over Limit (dB)	Table (o)	ANT	EUT	Verdict
579.796	-68.92	-2.84	-13.0	-55.92	58.00	Horizontal	Horizontal	Pass
706.284	-36.74	1.12	-13.0	-23.74	137.00	Horizontal	Horizontal	N/A
1412.900	-41.16	-2.25	-13.0	-28.16	175.00	Horizontal	Horizontal	Pass
2119.200	-50.43	-0.34	-13.0	-37.43	141.00	Horizontal	Horizontal	Pass
6325.000	-43.21	9.97	-13.0	-30.21	363.00	Horizontal	Horizontal	Pass
9848.050	-40.90	16.94	-13.0	-27.90	318.00	Horizontal	Horizontal	Pass

RSE-H&V LTE Band 12 BW3 CH23095



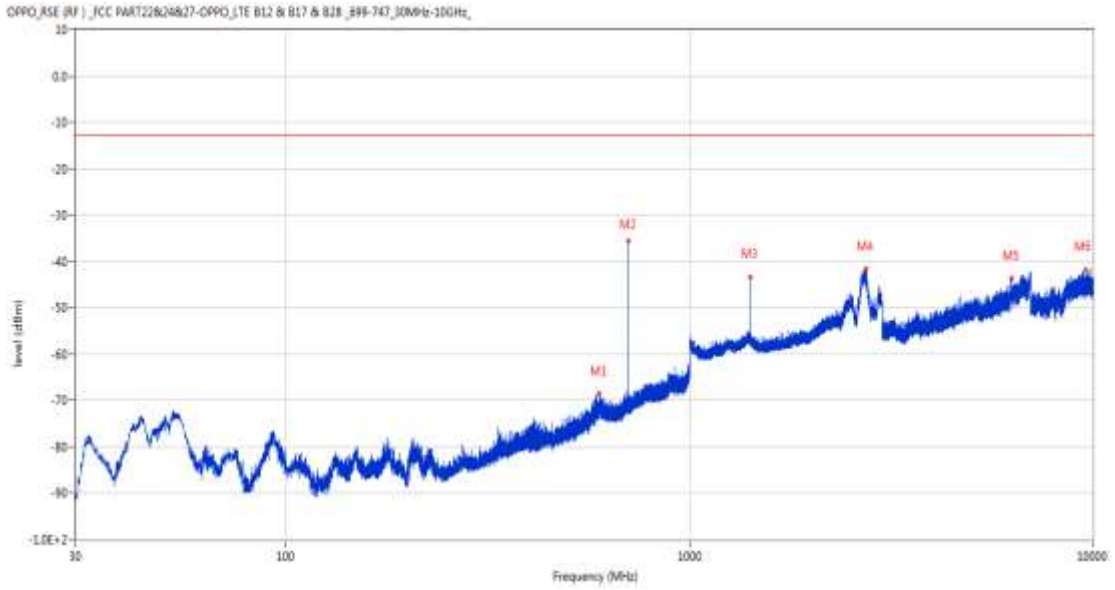
Frequency (MHz)	Result (dBm)	Factor (dB)	PK Limit (dBm)	Over Limit (dB)	Table (o)	ANT	EUT	Verdict
587.653	-69.31	-1.87	-13.0	-56.31	59.00	Horizontal	Vertical	Pass
706.284	-45.11	1.12	-13.0	-32.11	231.00	Horizontal	Vertical	N/A
1413.000	-54.63	-2.26	-13.0	-41.63	175.00	Horizontal	Vertical	Pass
2730.700	-41.16	13.77	-13.0	-28.16	68.00	Horizontal	Vertical	Pass
6998.200	-41.71	13.63	-13.0	-28.71	360.00	Horizontal	Vertical	Pass
9275.950	-42.29	15.12	-13.0	-29.29	0.00	Horizontal	Vertical	Pass

RSE-V&V LTE Band 12 BW3 CH23095



Frequency (MHz)	Result (dBm)	Factor (dB)	PK Limit (dBm)	Over Limit (dB)	Table (o)	ANT	EUT	Verdict
583.337	-68.68	-2.42	-13.0	-55.68	224.00	Vertical	Vertical	Pass
706.235	-37.39	1.12	-13.0	-24.39	167.00	Vertical	Vertical	N/A
1412.900	-52.06	-2.25	-13.0	-39.06	161.00	Vertical	Vertical	Pass
2118.900	-50.19	-0.31	-13.0	-37.19	326.00	Vertical	Vertical	Pass
4851.800	-47.61	7.10	-13.0	-34.61	301.00	Vertical	Vertical	Pass
9855.849	-41.42	16.61	-13.0	-28.42	103.00	Vertical	Vertical	Pass

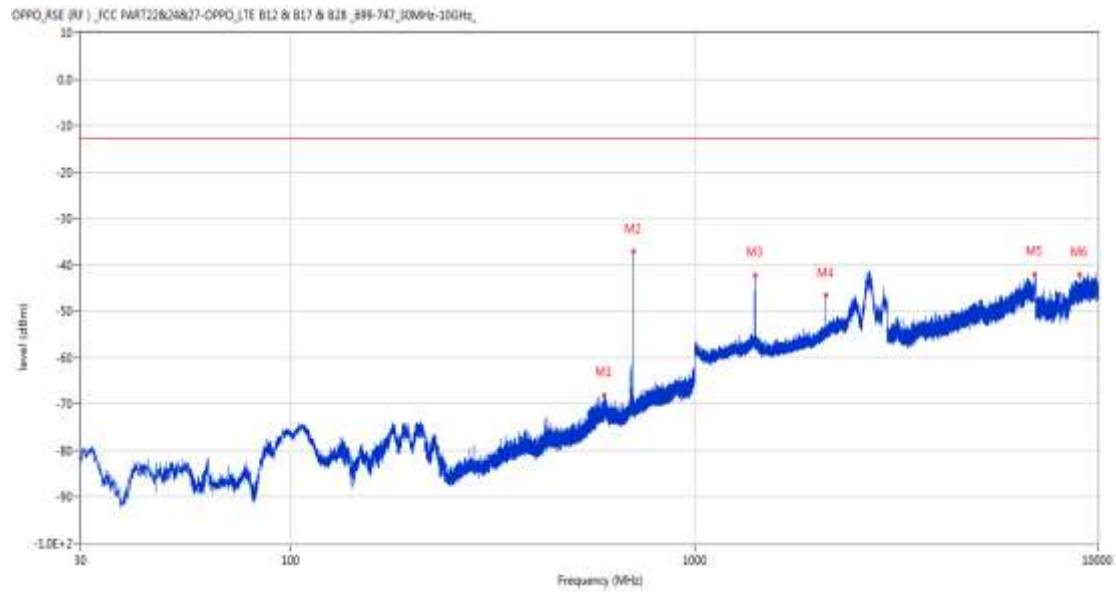
RSE-V&H LTE Band 12 BW3 CH23095



Frequency (MHz)	Result (dBm)	Factor (dB)	PK Limit (dBm)	Over Limit (dB)	Table (o)	ANT	EUT	Verdict
598.226	-68.59	-0.73	-13.0	-55.59	85.00	Vertical	Horizontal	Pass
706.187	-35.63	1.12	-13.0	-22.63	222.00	Vertical	Horizontal	N/A
1412.800	-43.37	-2.24	-13.0	-30.37	114.00	Vertical	Horizontal	Pass
2733.200	-41.54	13.67	-13.0	-28.54	295.00	Vertical	Horizontal	Pass
6282.000	-43.76	11.30	-13.0	-30.76	277.00	Vertical	Horizontal	Pass
9623.500	-41.95	16.34	-13.0	-28.95	351.00	Vertical	Horizontal	Pass

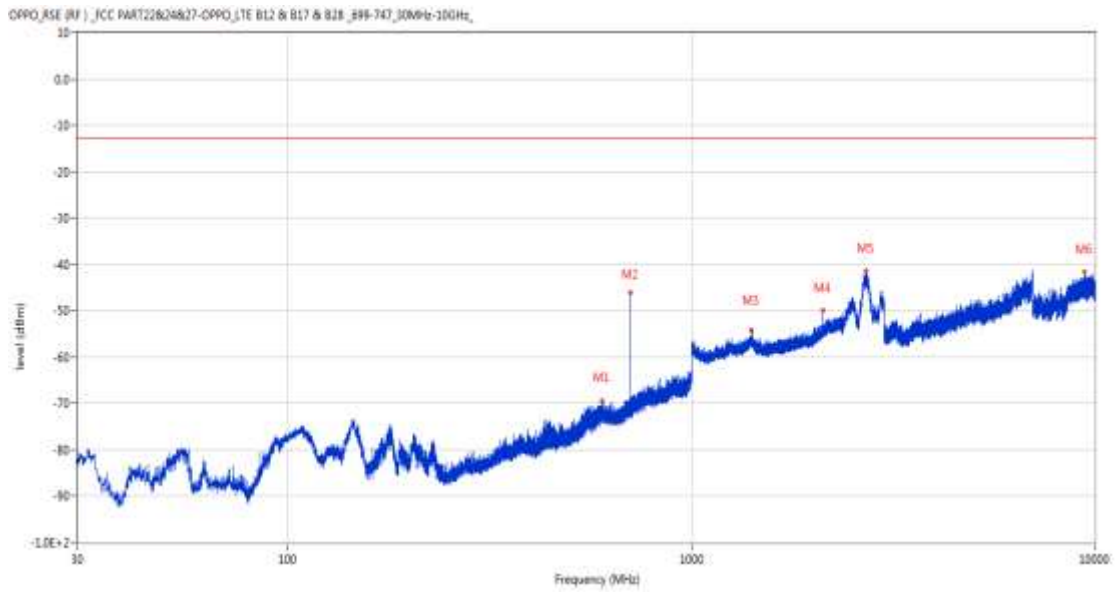
30.3 LTE Band 12 BW5, Middle Channel

RSE-H&H LTE Band 12 BW5 CH23095



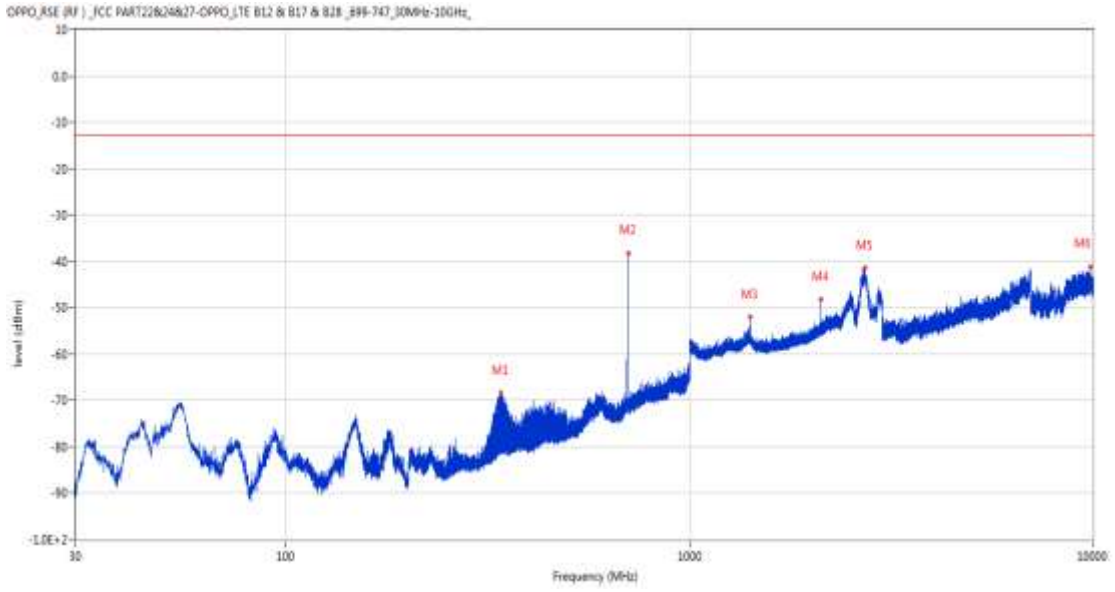
Frequency (MHz)	Result (dBm)	Factor (dB)	PK Limit (dBm)	Over Limit (dB)	Table (o)	ANT	EUT	Verdict
597.159	-68.15	-0.78	-13.0	-55.15	155.00	Horizontal	Horizontal	Pass
705.362	-37.22	1.09	-13.0	-24.22	138.00	Horizontal	Horizontal	N/A
1411.000	-42.34	-2.09	-13.0	-29.34	0.00	Horizontal	Horizontal	Pass
2116.400	-46.65	-0.28	-13.0	-33.65	152.00	Horizontal	Horizontal	Pass
6971.200	-42.04	13.54	-13.0	-29.04	244.00	Horizontal	Horizontal	Pass
9039.100	-42.11	15.03	-13.0	-29.11	45.00	Horizontal	Horizontal	Pass

RSE-H&V LTE Band 12 BW5 CH23095



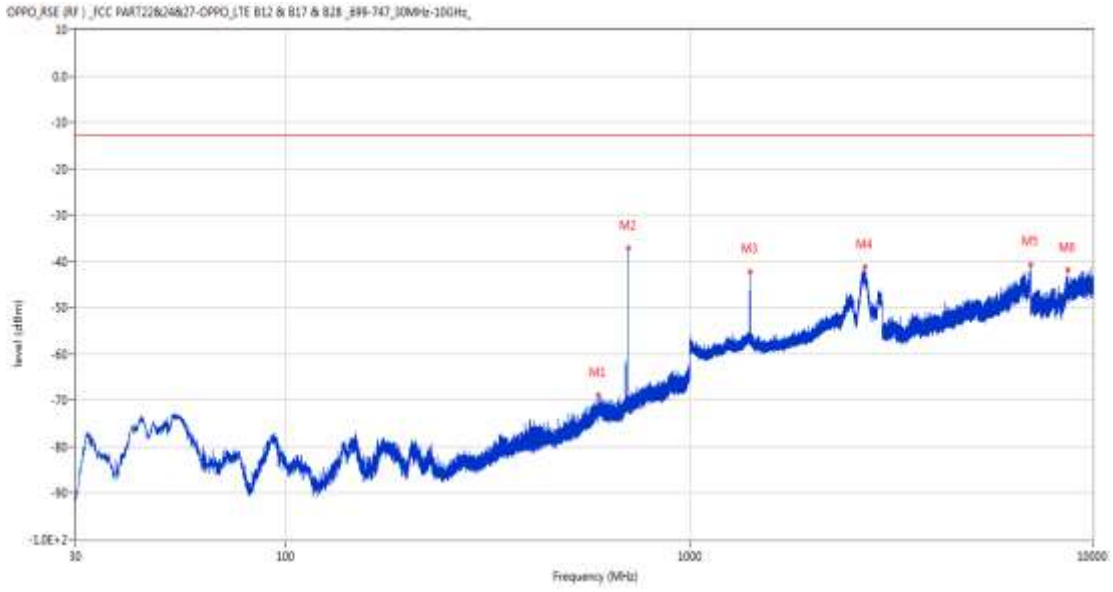
Frequency (MHz)	Result (dBm)	Factor (dB)	PK Limit (dBm)	Over Limit (dB)	Table (o)	ANT	EUT	Verdict
599.584	-69.51	-0.68	-13.0	-56.51	300.00	Horizontal	Vertical	Pass
705.314	-46.19	1.09	-13.0	-33.19	211.00	Horizontal	Vertical	N/A
1408.000	-54.31	-2.06	-13.0	-41.31	230.00	Horizontal	Vertical	Pass
2116.400	-49.84	-0.28	-13.0	-36.84	184.00	Horizontal	Vertical	Pass
2710.900	-41.34	11.56	-13.0	-28.34	28.00	Horizontal	Vertical	Pass
9426.250	-41.69	16.19	-13.0	-28.69	109.00	Horizontal	Vertical	Pass

RSE-V&V LTE Band 12 BW5 CH23095



Frequency (MHz)	Result (dBm)	Factor (dB)	PK Limit (dBm)	Over Limit (dB)	Table (o)	ANT	EUT	Verdict
340.158	-68.35	-9.37	-13.0	-55.35	0.00	Vertical	Vertical	Pass
705.314	-38.33	1.09	-13.0	-25.33	155.00	Vertical	Vertical	N/A
1410.900	-51.90	-2.09	-13.0	-38.90	173.00	Vertical	Vertical	Pass
2116.300	-48.22	-0.27	-13.0	-35.22	191.00	Vertical	Vertical	Pass
2718.800	-41.39	13.33	-13.0	-28.39	146.00	Vertical	Vertical	Pass
9846.100	-41.15	16.95	-13.0	-28.15	291.00	Vertical	Vertical	Pass

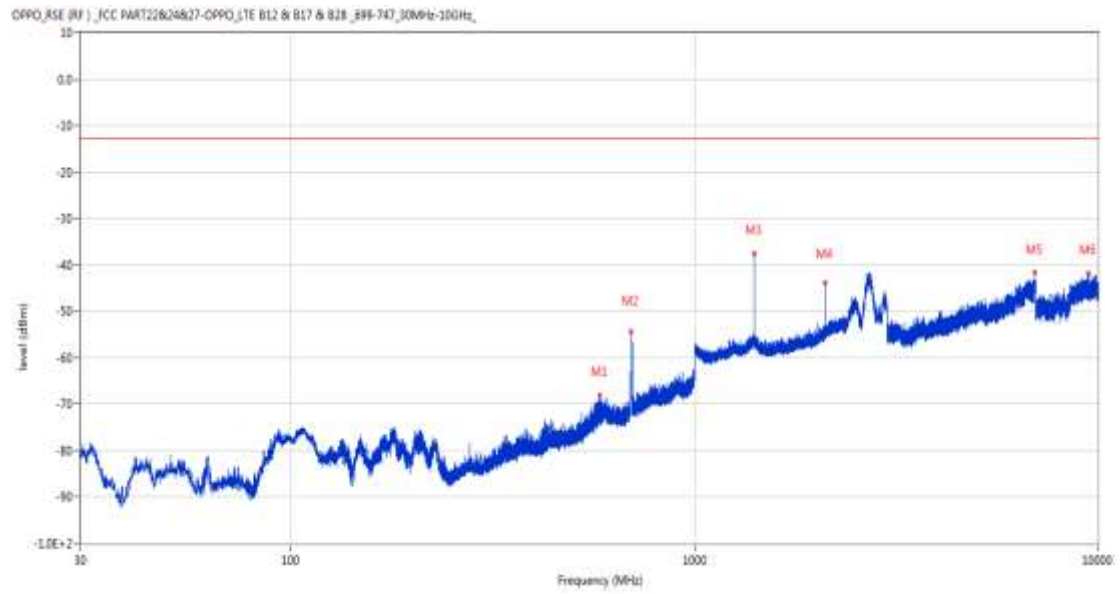
RSE-V&H LTE Band 12 BW5 CH23095



Frequency (MHz)	Result (dBm)	Factor (dB)	PK Limit (dBm)	Over Limit (dB)	Table (o)	ANT	EUT	Verdict
593.473	-68.88	-1.24	-13.0	-55.88	89.00	Vertical	Horizontal	Pass
705.314	-37.05	1.09	-13.0	-24.05	222.00	Vertical	Horizontal	N/A
1411.000	-42.41	-2.09	-13.0	-29.41	47.00	Vertical	Horizontal	Pass
2720.000	-41.26	13.52	-13.0	-28.26	1.00	Vertical	Horizontal	Pass
6999.000	-40.64	13.64	-13.0	-27.64	0.00	Vertical	Horizontal	Pass
8648.350	-41.93	13.46	-13.0	-28.93	-1.00	Vertical	Horizontal	Pass

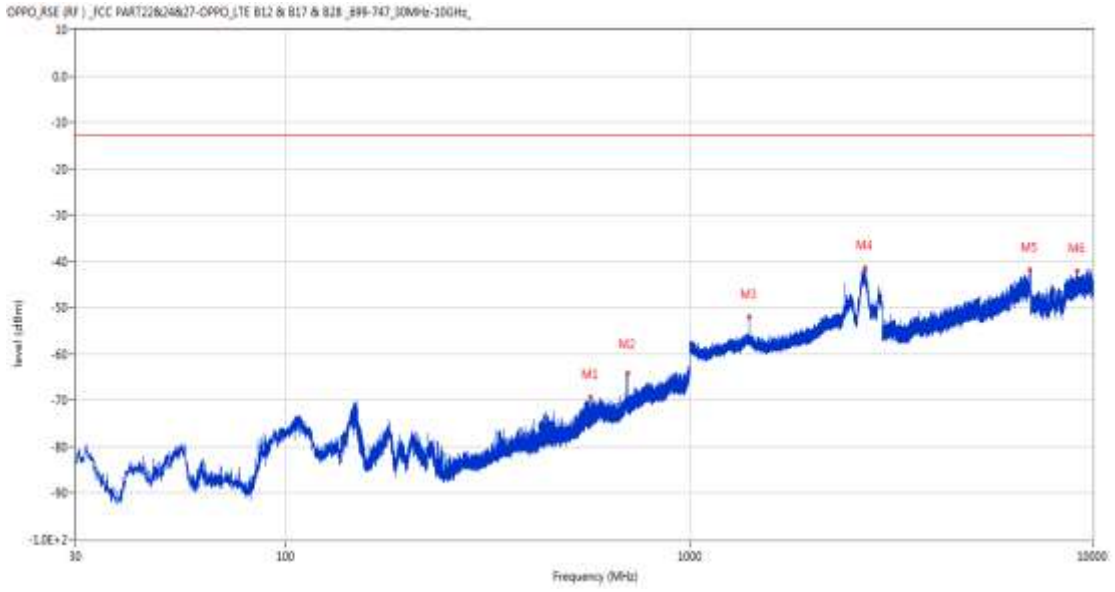
30.4 LTE Band 12 BW10, Middle Channel

RSE-H&H LTE Band 12 BW10 CH23095



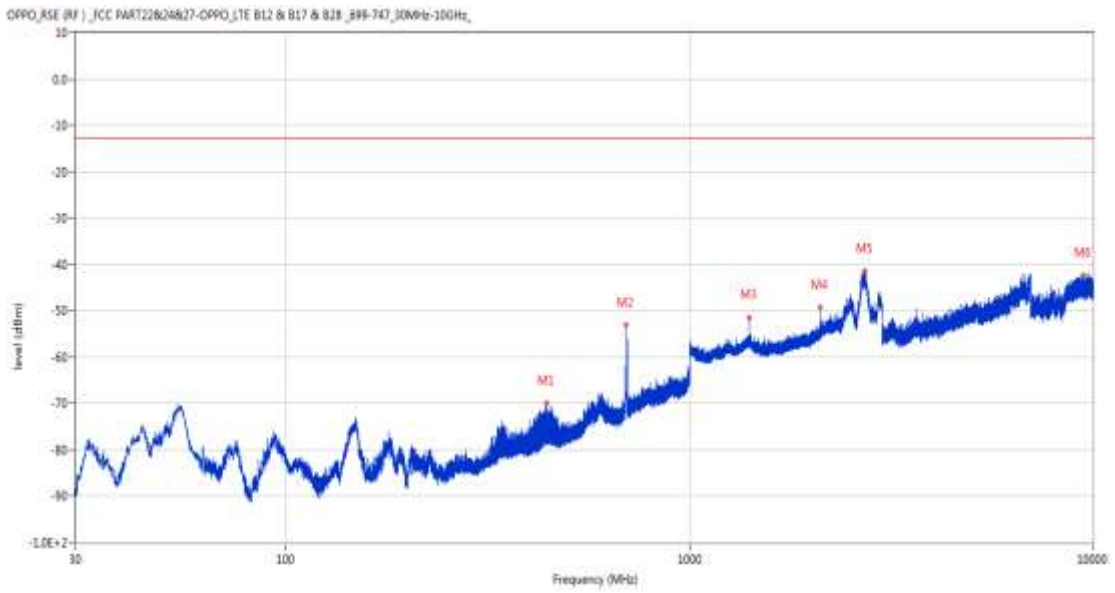
Frequency (MHz)	Result (dBm)	Factor (dB)	PK Limit (dBm)	Over Limit (dB)	Table (o)	ANT	EUT	Verdict
583.724	-68.13	-2.37	-13.0	-55.13	46.00	Horizontal	Horizontal	Pass
694.207	-54.43	0.57	-13.0	-41.43	134.00	Horizontal	Horizontal	N/A
1406.600	-37.57	-2.03	-13.0	-24.57	264.00	Horizontal	Horizontal	Pass
2109.700	-43.86	0.16	-13.0	-30.86	145.00	Horizontal	Horizontal	Pass
6974.800	-41.57	13.71	-13.0	-28.57	206.00	Horizontal	Horizontal	Pass
9450.849	-41.90	16.72	-13.0	-28.90	38.00	Horizontal	Horizontal	Pass

RSE-H&V LTE Band 12 BW10 CH23095



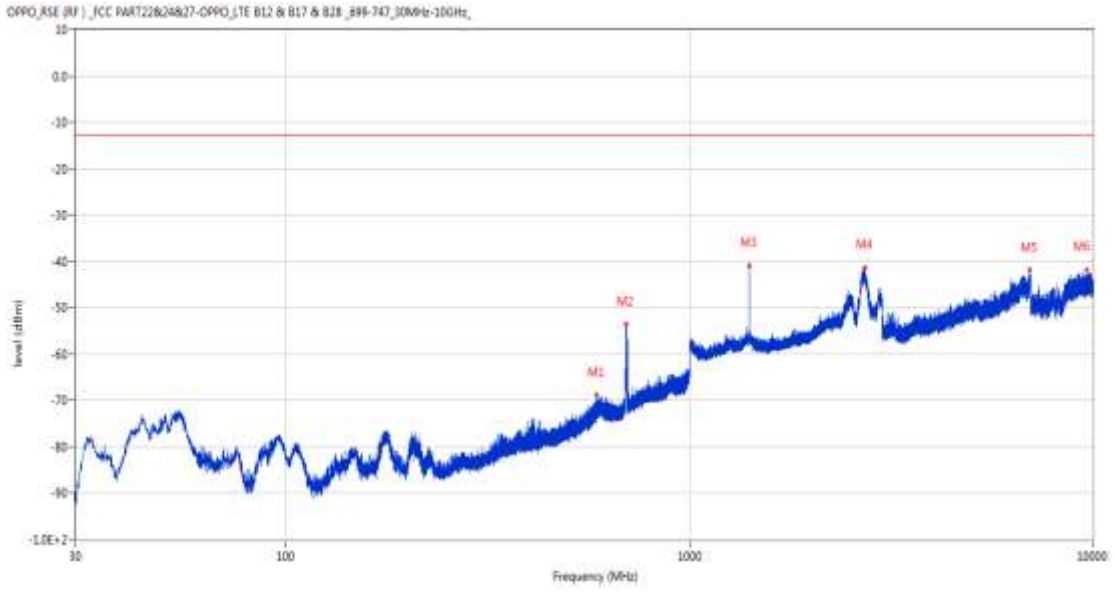
Frequency (MHz)	Result (dBm)	Factor (dB)	PK Limit (dBm)	Over Limit (dB)	Table (o)	ANT	EUT	Verdict
569.078	-69.30	-3.73	-13.0	-56.30	27.00	Horizontal	Vertical	Pass
703.131	-64.19	1.02	-13.0	-51.19	209.00	Horizontal	Vertical	N/A
1406.900	-51.99	-2.04	-13.0	-38.99	187.00	Horizontal	Vertical	Pass
2719.200	-41.37	13.39	-13.0	-28.37	122.00	Horizontal	Vertical	Pass
6988.200	-41.87	13.56	-13.0	-28.87	24.00	Horizontal	Vertical	Pass
9167.950	-42.17	14.78	-13.0	-29.17	113.00	Horizontal	Vertical	Pass

RSE-V&V LTE Band 12 BW10 CH23095



Frequency (MHz)	Result (dBm)	Factor (dB)	PK Limit (dBm)	Over Limit (dB)	Table (o)	ANT	EUT	Verdict
442.202	-69.88	-7.06	-13.0	-56.88	54.00	Vertical	Vertical	Pass
694.450	-53.05	0.58	-13.0	-40.05	0.00	Vertical	Vertical	N/A
1406.600	-51.56	-2.03	-13.0	-38.56	179.00	Vertical	Vertical	Pass
2109.900	-49.31	0.15	-13.0	-36.31	198.00	Vertical	Vertical	Pass
2723.100	-41.51	13.79	-13.0	-28.51	207.00	Vertical	Vertical	Pass
9453.850	-42.22	16.66	-13.0	-29.22	360.00	Vertical	Vertical	Pass

RSE-V&H LTE Band 12 BW10 CH23095

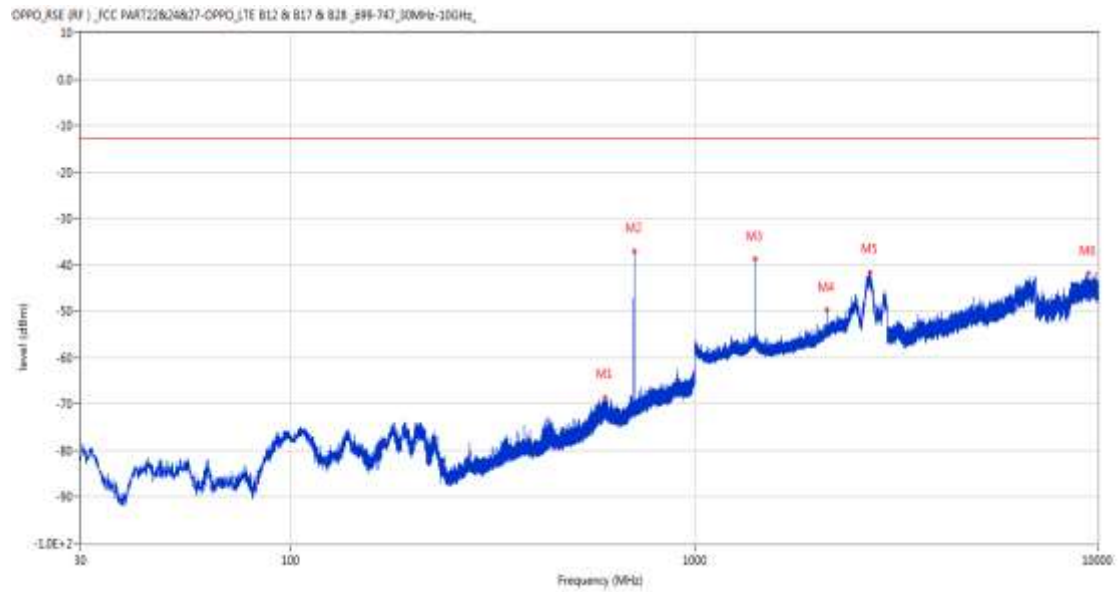


Frequency (MHz)	Result (dBm)	Factor (dB)	PK Limit (dBm)	Over Limit (dB)	Table (o)	ANT	EUT	Verdict
587.217	-68.88	-1.88	-13.0	-55.88	95.00	Vertical	Horizontal	Pass
697.263	-53.45	0.75	-13.0	-40.45	0.00	Vertical	Horizontal	N/A
1406.700	-40.98	-2.03	-13.0	-27.98	208.00	Vertical	Horizontal	Pass
2722.400	-41.38	13.76	-13.0	-28.38	76.00	Vertical	Horizontal	Pass
6981.200	-41.85	13.81	-13.0	-28.85	63.00	Vertical	Horizontal	Pass
9642.550	-41.85	16.28	-13.0	-28.85	135.00	Vertical	Horizontal	Pass

31 LTE Band 17

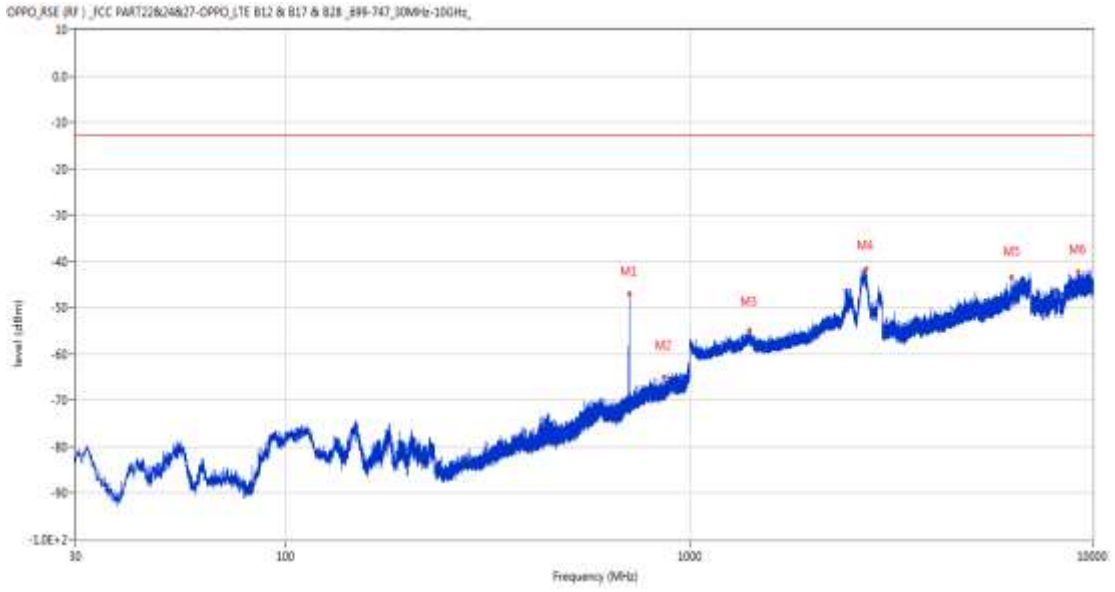
31.1 LTE Band 17 BW5, Middle Channel

RSE-H&H LTE Band 17 BW5 CH23790



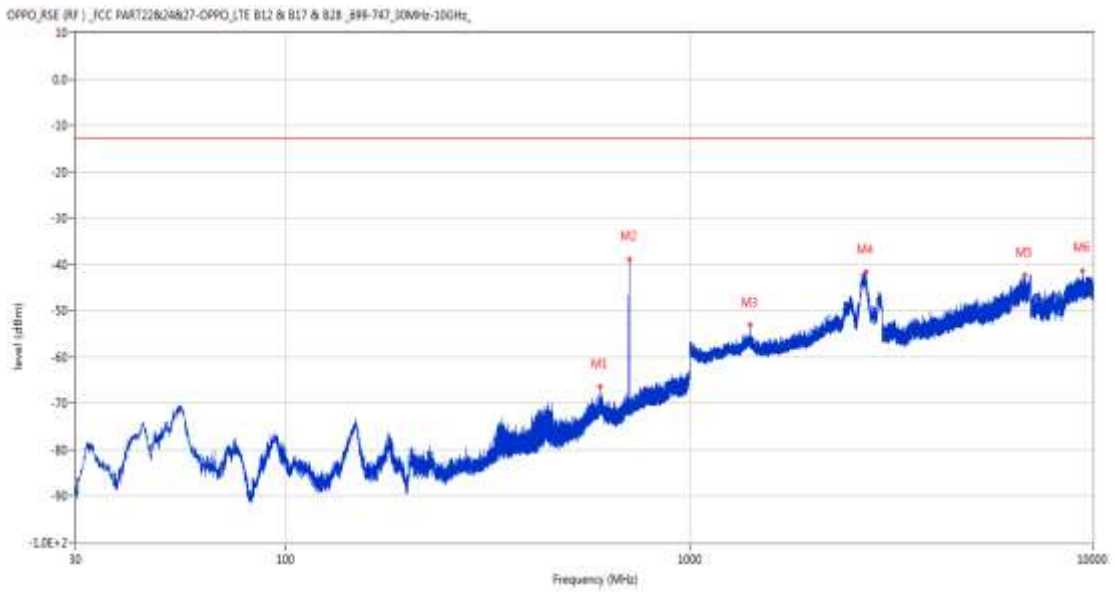
Frequency (MHz)	Result (dBm)	Factor (dB)	PK Limit (dBm)	Over Limit (dB)	Table (o)	ANT	EUT	Verdict
600.505	-68.58	-0.70	-13.0	-55.58	56.00	Horizontal	Horizontal	Pass
707.836	-37.04	1.17	-13.0	-24.04	205.00	Horizontal	Horizontal	N/A
1416.000	-38.77	-2.27	-13.0	-25.77	275.00	Horizontal	Horizontal	Pass
2124.000	-49.70	-0.37	-13.0	-36.70	148.00	Horizontal	Horizontal	Pass
2719.700	-41.53	13.47	-13.0	-28.53	35.00	Horizontal	Horizontal	Pass
9460.600	-41.93	16.51	-13.0	-28.93	75.00	Horizontal	Horizontal	Pass

RSE-H&V LTE Band 17 BW5 CH23790



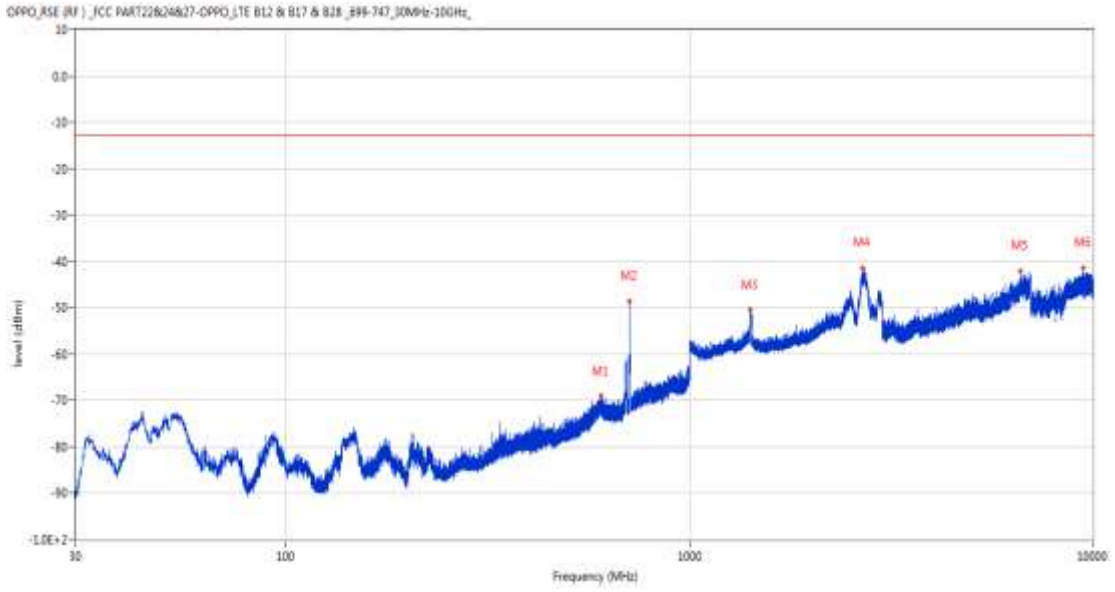
Frequency (MHz)	Result (dBm)	Factor (dB)	PK Limit (dBm)	Over Limit (dB)	Table (o)	ANT	EUT	Verdict
707.787	-46.92	1.17	-13.0	-33.92	218.00	Horizontal	Vertical	N/A
864.540	-64.94	3.58	-13.0	-51.94	-1.00	Horizontal	Vertical	Pass
1407.800	-54.86	-2.06	-13.0	-41.86	205.00	Horizontal	Vertical	Pass
2734.500	-41.64	13.53	-13.0	-28.64	81.00	Horizontal	Vertical	Pass
6291.000	-43.49	11.28	-13.0	-30.49	0.00	Horizontal	Vertical	Pass
9206.200	-42.40	15.34	-13.0	-29.40	363.00	Horizontal	Vertical	Pass

RSE-V&V LTE Band 17 BW5 CH23790



Frequency (MHz)	Result (dBm)	Factor (dB)	PK Limit (dBm)	Over Limit (dB)	Table (o)	ANT	EUT	Verdict
599.972	-66.25	-0.66	-13.0	-53.25	93.00	Vertical	Vertical	Pass
707.787	-39.01	1.17	-13.0	-26.01	330.00	Vertical	Vertical	N/A
1416.200	-53.12	-2.27	-13.0	-40.12	173.00	Vertical	Vertical	Pass
2730.800	-41.74	13.77	-13.0	-28.74	255.00	Vertical	Vertical	Pass
6763.400	-42.34	11.45	-13.0	-29.34	-3.00	Vertical	Vertical	Pass
9438.850	-41.43	16.44	-13.0	-28.43	294.00	Vertical	Vertical	Pass

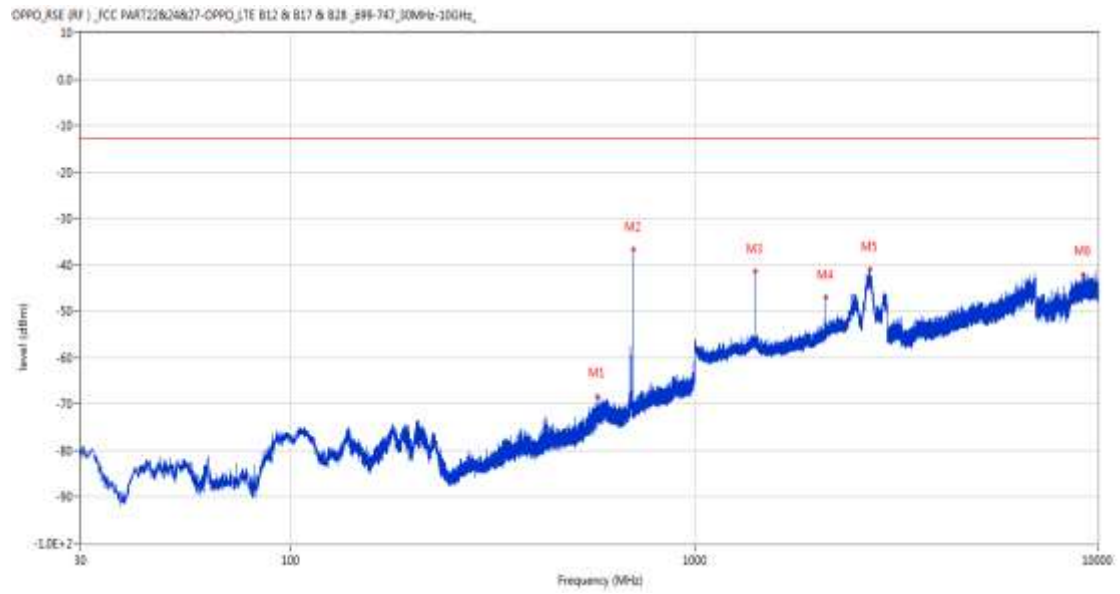
RSE-V&H LTE Band 17 BW5 CH23790



Frequency (MHz)	Result (dBm)	Factor (dB)	PK Limit (dBm)	Over Limit (dB)	Table (o)	ANT	EUT	Verdict
603.222	-69.10	-0.88	-13.0	-56.10	81.00	Vertical	Horizontal	Pass
707.933	-48.56	1.18	-13.0	-35.56	226.00	Vertical	Horizontal	N/A
1416.800	-50.43	-2.28	-13.0	-37.43	20.00	Vertical	Horizontal	Pass
2681.400	-41.31	12.14	-13.0	-28.31	23.00	Vertical	Horizontal	Pass
6610.400	-42.10	12.32	-13.0	-29.10	49.00	Vertical	Horizontal	Pass
9452.800	-41.52	16.68	-13.0	-28.52	234.00	Vertical	Horizontal	Pass

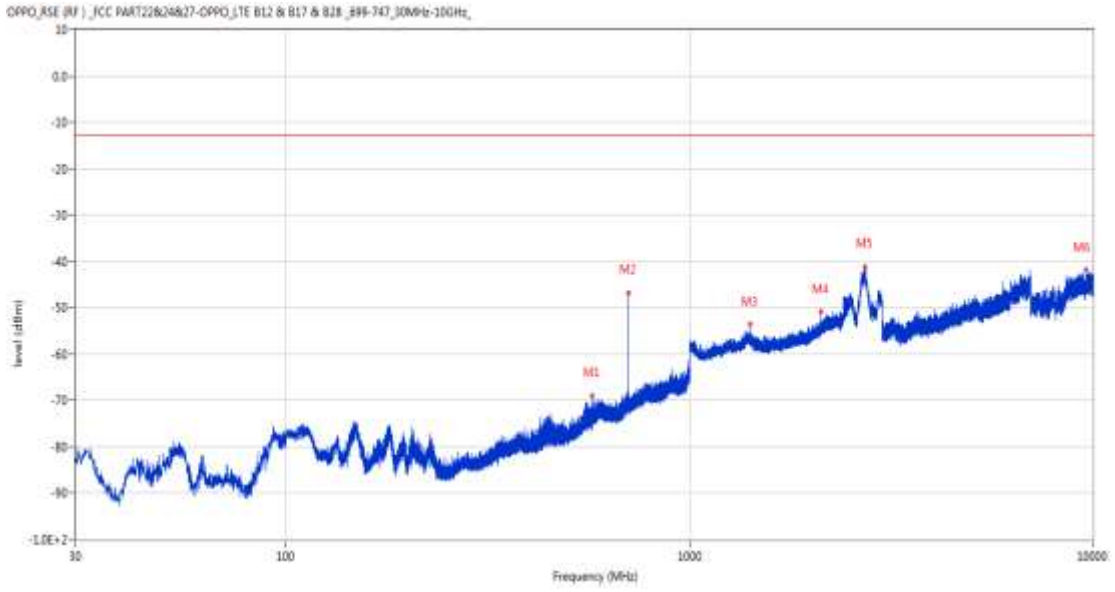
31.2 LTE Band 17 BW10, Middle Channel

RSE-H&H LTE Band 17 BW10 CH23790



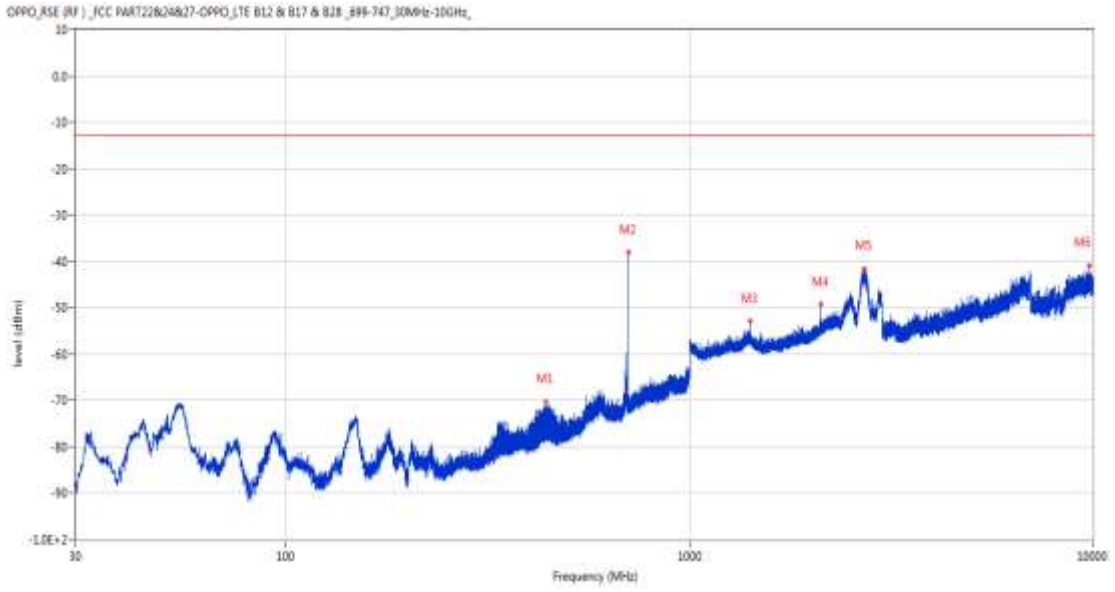
Frequency (MHz)	Result (dBm)	Factor (dB)	PK Limit (dBm)	Over Limit (dB)	Table (o)	ANT	EUT	Verdict
574.752	-68.39	-3.25	-13.0	-55.39	36.00	Horizontal	Horizontal	Pass
705.605	-36.64	1.10	-13.0	-23.64	126.00	Horizontal	Horizontal	N/A
1411.600	-41.51	-2.13	-13.0	-28.51	284.00	Horizontal	Horizontal	Pass
2117.200	-47.02	-0.30	-13.0	-34.02	146.00	Horizontal	Horizontal	Pass
2721.300	-41.02	13.66	-13.0	-28.02	334.00	Horizontal	Horizontal	Pass
9205.151	-42.08	15.34	-13.0	-29.08	311.00	Horizontal	Horizontal	Pass

RSE-H&V LTE Band 17 BW10 CH23790



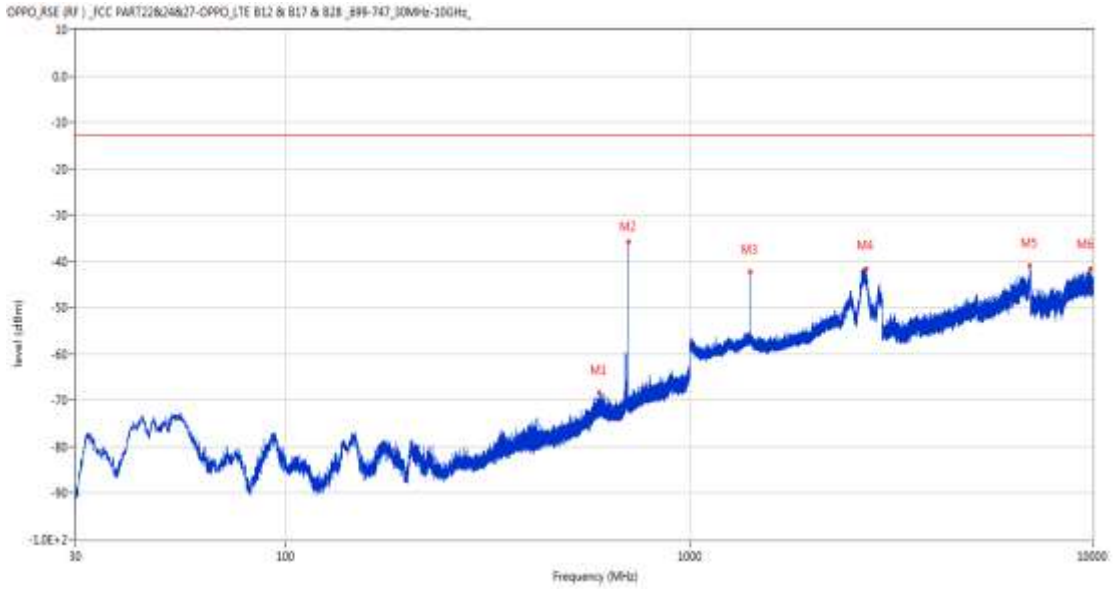
Frequency (MHz)	Result (dBm)	Factor (dB)	PK Limit (dBm)	Over Limit (dB)	Table (o)	ANT	EUT	Verdict
573.297	-69.11	-3.39	-13.0	-56.11	79.00	Horizontal	Vertical	Pass
705.508	-46.86	1.10	-13.0	-33.86	204.00	Horizontal	Vertical	N/A
1411.400	-53.45	-2.11	-13.0	-40.45	183.00	Horizontal	Vertical	Pass
2117.000	-50.88	-0.30	-13.0	-37.88	173.00	Horizontal	Vertical	Pass
2719.700	-41.11	13.47	-13.0	-28.11	221.00	Horizontal	Vertical	Pass
9591.250	-41.82	16.12	-13.0	-28.82	197.00	Horizontal	Vertical	Pass

RSE-V&V LTE Band 17 BW10 CH23790



Frequency (MHz)	Result (dBm)	Factor (dB)	PK Limit (dBm)	Over Limit (dB)	Table (o)	ANT	EUT	Verdict
439.243	-70.42	-7.17	-13.0	-57.42	51.00	Vertical	Vertical	Pass
705.605	-38.13	1.10	-13.0	-25.13	144.00	Vertical	Vertical	N/A
1411.500	-52.93	-2.12	-13.0	-39.93	171.00	Vertical	Vertical	Pass
2117.200	-49.31	-0.30	-13.0	-36.31	190.00	Vertical	Vertical	Pass
2708.800	-41.68	11.20	-13.0	-28.68	209.00	Vertical	Vertical	Pass
9828.100	-40.87	17.05	-13.0	-27.87	169.00	Vertical	Vertical	Pass

RSE-V&H LTE Band 17 BW10 CH23790

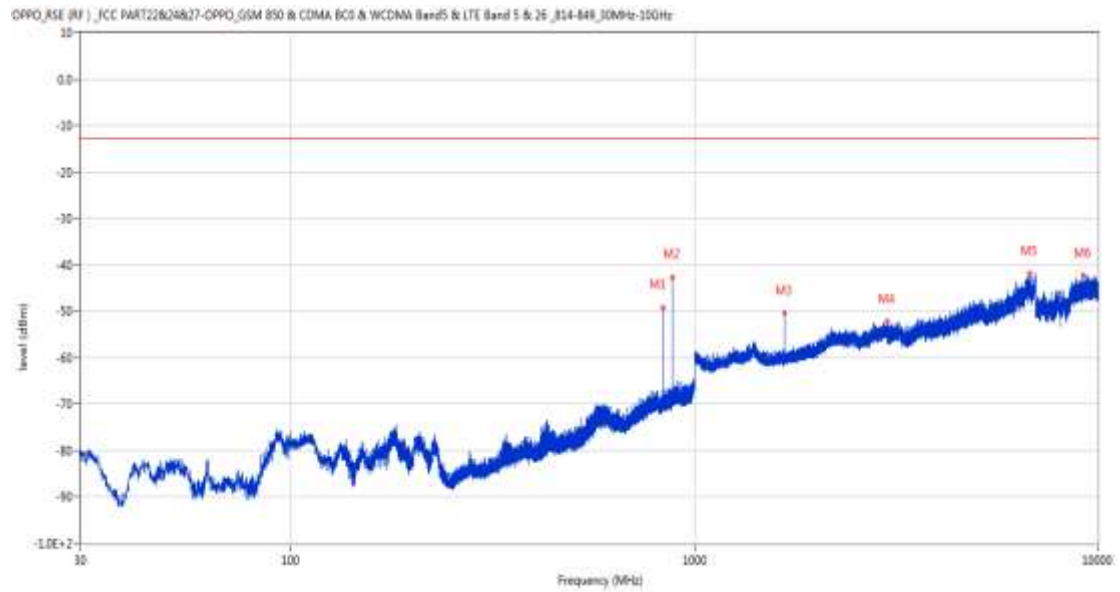


Frequency (MHz)	Result (dBm)	Factor (dB)	PK Limit (dBm)	Over Limit (dB)	Table (o)	ANT	EUT	Verdict
596.480	-68.31	-0.84	-13.0	-55.31	85.00	Vertical	Horizontal	Pass
705.605	-35.85	1.10	-13.0	-22.85	213.00	Vertical	Horizontal	N/A
1411.600	-42.40	-2.13	-13.0	-29.40	159.00	Vertical	Horizontal	Pass
2731.400	-41.69	13.75	-13.0	-28.69	277.00	Vertical	Horizontal	Pass
6979.200	-40.93	13.90	-13.0	-27.93	363.00	Vertical	Horizontal	Pass
9863.650	-41.70	16.27	-13.0	-28.70	86.00	Vertical	Horizontal	Pass

32 LTE Band 26 (Part22)

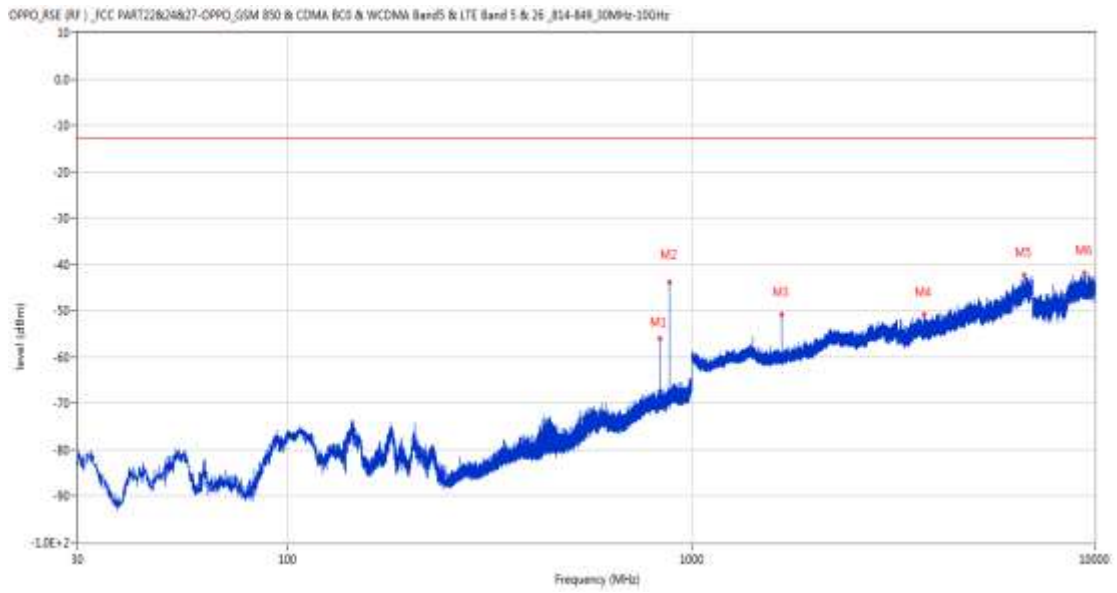
32.1 LTE Band 26 (Part22) BW1.4, Middle Channel

RSE-H&H LTE Band 26 (Part22) BW1.4 CH26915



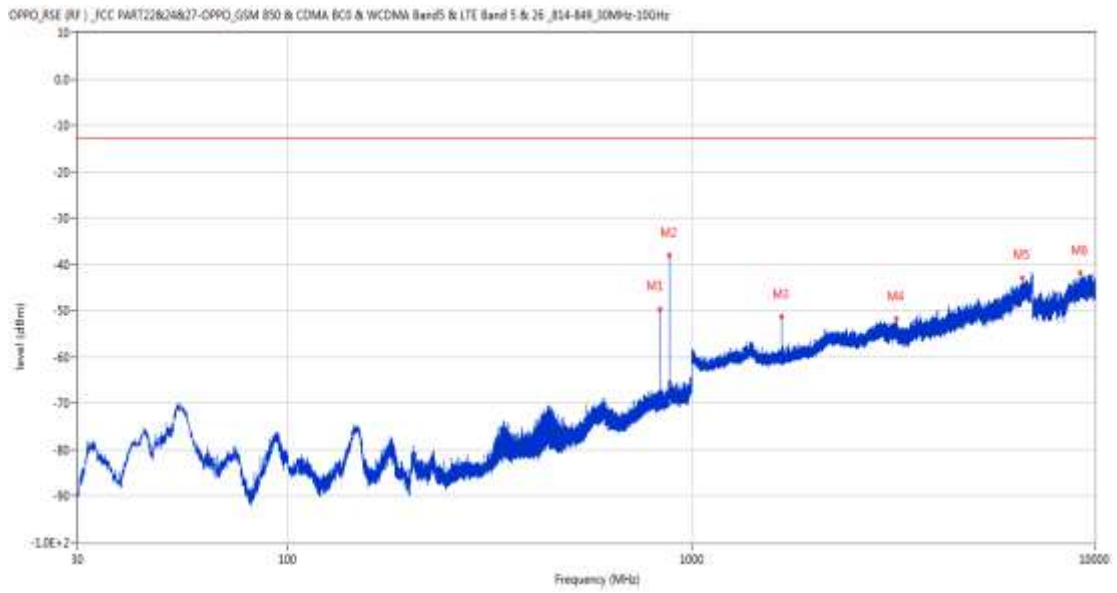
Frequency (MHz)	Result (dBm)	Factor (dB)	PK Limit (dBm)	Over Limit (dB)	Table (o)	ANT	EUT	Verdict
836.119	-49.17	2.58	-13.0	-36.17	112.00	Horizontal	Horizontal	N/A
881.806	-42.72	2.83	-13.0	-29.72	93.00	Horizontal	Horizontal	N/A
1672.700	-50.44	-5.90	-13.0	-37.44	152.00	Horizontal	Horizontal	Pass
2999.100	-52.20	2.11	-13.0	-39.20	125.00	Horizontal	Horizontal	Pass
6789.000	-41.95	12.37	-13.0	-28.95	263.00	Horizontal	Horizontal	Pass
9194.500	-42.22	15.25	-13.0	-29.22	264.00	Horizontal	Horizontal	Pass

RSE-H&V LTE Band 26 (Part2) BW1.4 CH26915



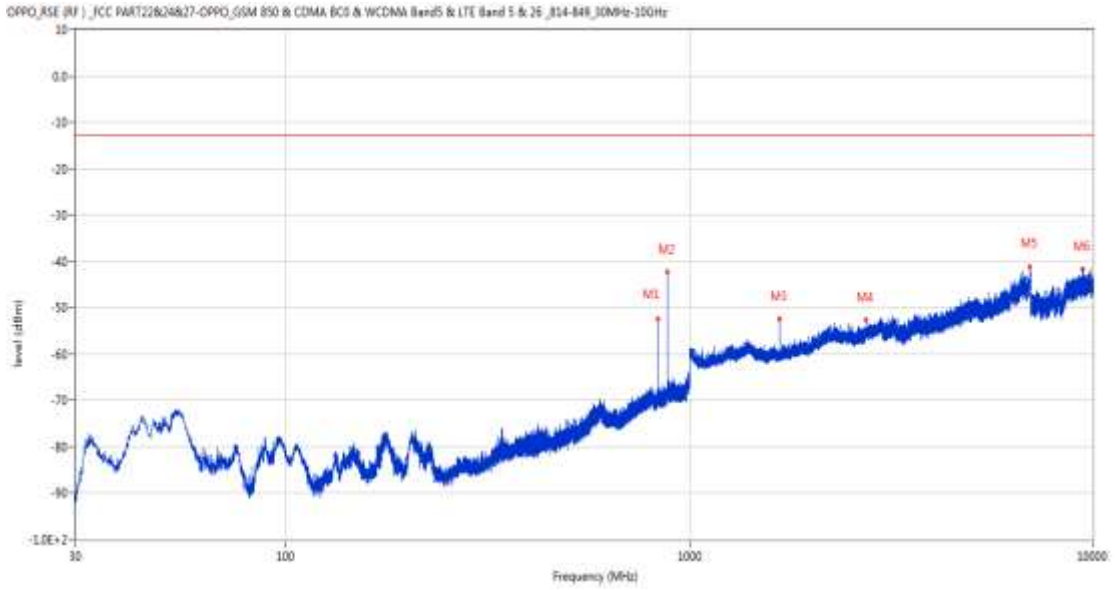
Frequency (MHz)	Result (dBm)	Factor (dB)	PK Limit (dBm)	Over Limit (dB)	Table (o)	ANT	EUT	Verdict
836.119	-56.06	2.58	-13.0	-43.06	0.00	Horizontal	Vertical	N/A
881.660	-43.94	2.81	-13.0	-30.94	0.00	Horizontal	Vertical	N/A
1672.500	-50.90	-5.91	-13.0	-37.90	184.00	Horizontal	Vertical	Pass
3771.000	-50.94	4.04	-13.0	-37.94	334.00	Horizontal	Vertical	Pass
6681.800	-42.27	11.82	-13.0	-29.27	126.00	Horizontal	Vertical	Pass
9441.549	-41.82	16.51	-13.0	-28.82	-3.00	Horizontal	Vertical	Pass

RSE-V&V LTE Band 26 (Part2) BW1.4 CH26915



Frequency (MHz)	Result (dBm)	Factor (dB)	PK Limit (dBm)	Over Limit (dB)	Table (o)	ANT	EUT	Verdict
836.119	-49.78	2.58	-13.0	-36.78	151.00	Vertical	Vertical	N/A
881.806	-38.15	2.83	-13.0	-25.15	360.00	Vertical	Vertical	N/A
1672.300	-51.32	-5.90	-13.0	-38.32	131.00	Vertical	Vertical	Pass
3217.600	-51.74	3.93	-13.0	-38.74	129.00	Vertical	Vertical	Pass
6616.200	-43.06	12.21	-13.0	-30.06	199.00	Vertical	Vertical	Pass
9193.450	-41.83	15.23	-13.0	-28.83	-3.00	Vertical	Vertical	Pass

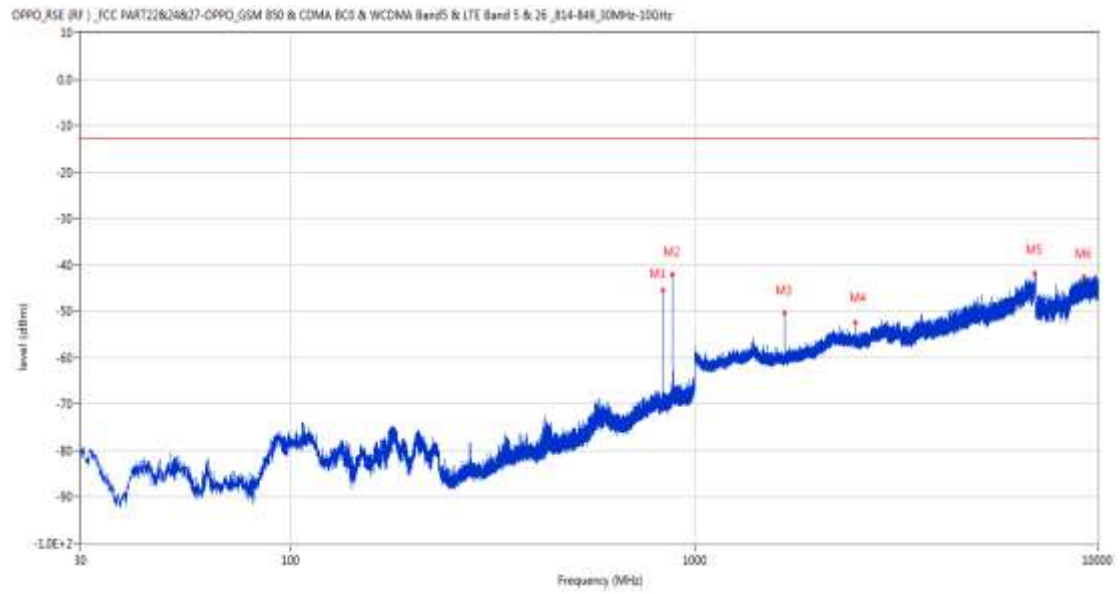
RSE-V&H LTE Band 26 (Part2) BW1.4 CH26915



Frequency (MHz)	Result (dBm)	Factor (dB)	PK Limit (dBm)	Over Limit (dB)	Table (o)	ANT	EUT	Verdict
836.119	-52.37	2.58	-13.0	-39.37	164.00	Vertical	Horizontal	N/A
881.903	-42.31	2.84	-13.0	-29.31	310.00	Vertical	Horizontal	N/A
1672.400	-52.43	-5.90	-13.0	-39.43	50.00	Vertical	Horizontal	Pass
2742.100	-52.61	0.57	-13.0	-39.61	61.00	Vertical	Horizontal	Pass
6994.800	-41.17	13.59	-13.0	-28.17	349.00	Vertical	Horizontal	Pass
9428.200	-41.62	16.23	-13.0	-28.62	294.00	Vertical	Horizontal	Pass

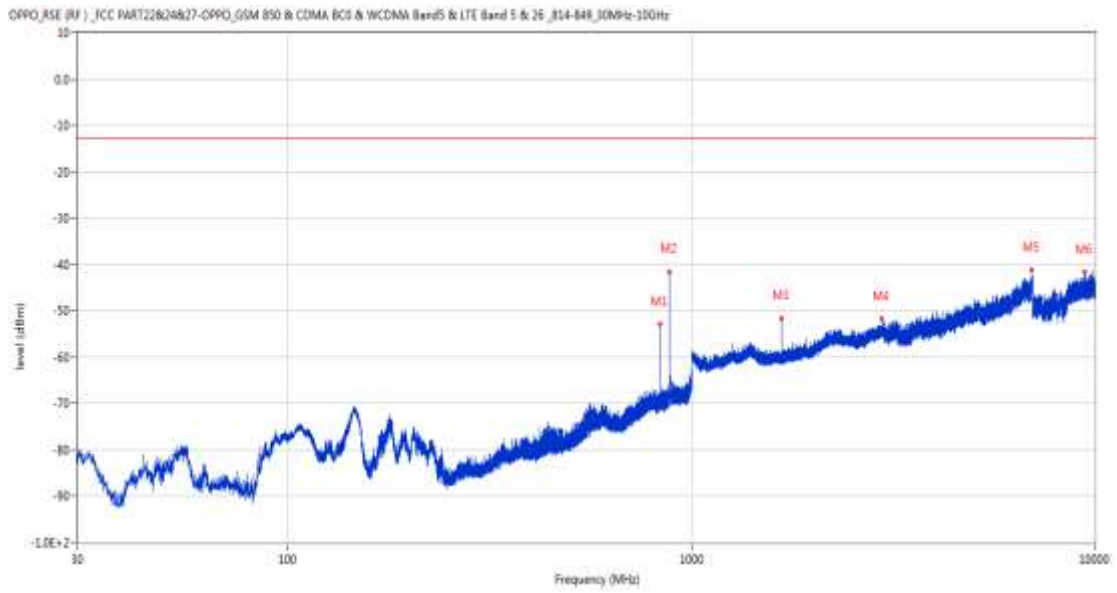
32.2 LTE Band 26 (Part22) BW3, Middle Channel

RSE-H&H LTE Band 26 (Part22) BW3 CH26915



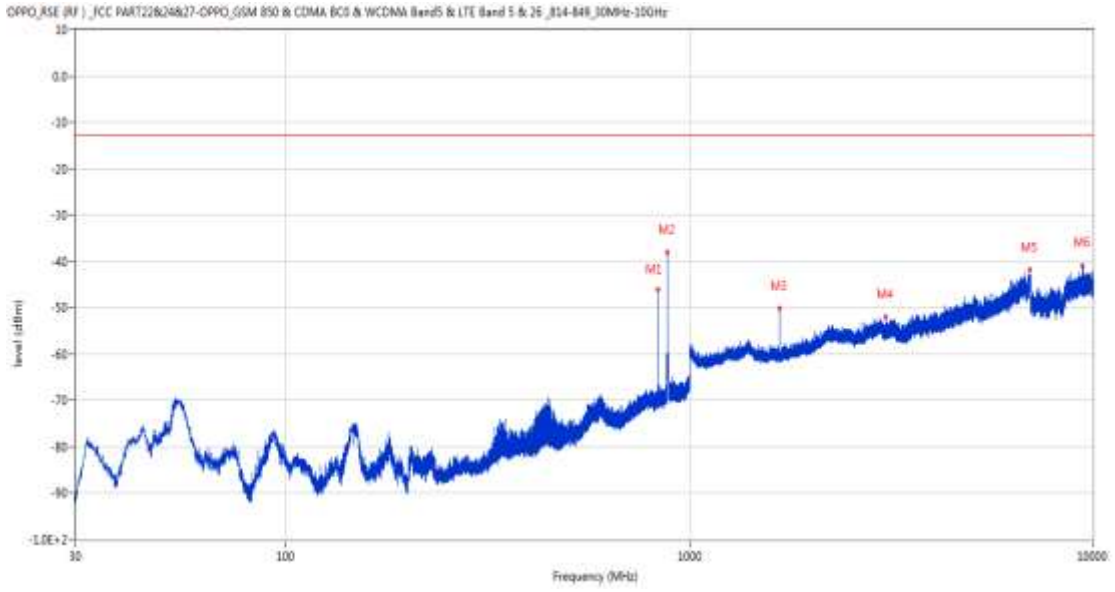
Frequency (MHz)	Result (dBm)	Factor (dB)	PK Limit (dBm)	Over Limit (dB)	Table (o)	ANT	EUT	Verdict
835.197	-45.53	2.55	-13.0	-32.53	110.00	Horizontal	Horizontal	N/A
881.417	-42.05	2.78	-13.0	-29.05	100.00	Horizontal	Horizontal	N/A
1670.800	-50.29	-5.89	-13.0	-37.29	155.00	Horizontal	Horizontal	Pass
2506.200	-52.51	-0.96	-13.0	-39.51	149.00	Horizontal	Horizontal	Pass
6985.400	-41.81	13.70	-13.0	-28.81	279.00	Horizontal	Horizontal	Pass
9258.550	-42.63	15.17	-13.0	-29.63	8.00	Horizontal	Horizontal	Pass

RSE-H&V LTE Band 26 (Part2) BW3 CH26915



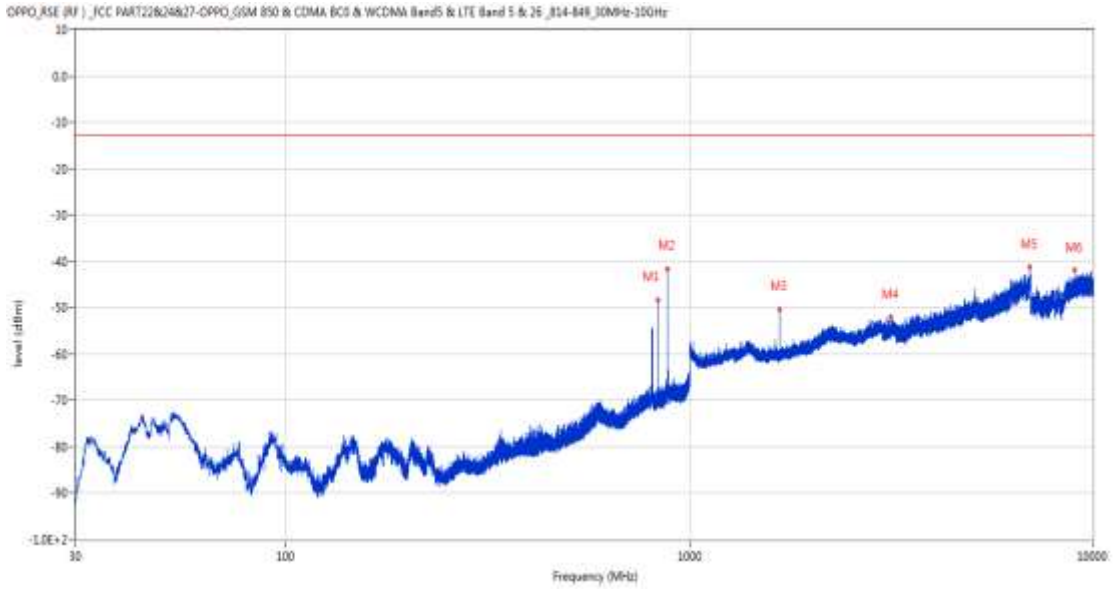
Frequency (MHz)	Result (dBm)	Factor (dB)	PK Limit (dBm)	Over Limit (dB)	Table (o)	ANT	EUT	Verdict
835.197	-52.88	2.55	-13.0	-39.88	0.00	Horizontal	Vertical	N/A
882.193	-41.61	2.87	-13.0	-28.61	0.00	Horizontal	Vertical	N/A
1670.800	-51.77	-5.89	-13.0	-38.77	285.00	Horizontal	Vertical	Pass
2963.200	-51.82	2.02	-13.0	-38.82	215.00	Horizontal	Vertical	Pass
6982.200	-41.21	13.88	-13.0	-28.21	139.00	Horizontal	Vertical	Pass
9423.849	-41.69	16.14	-13.0	-28.69	110.00	Horizontal	Vertical	Pass

RSE-V&V LTE Band 26 (Part2) BW3 CH26915



Frequency (MHz)	Result (dBm)	Factor (dB)	PK Limit (dBm)	Over Limit (dB)	Table (o)	ANT	EUT	Verdict
835.246	-46.23	2.55	-13.0	-33.23	181.00	Vertical	Vertical	N/A
882.679	-38.15	2.94	-13.0	-25.15	363.00	Vertical	Vertical	N/A
1671.000	-50.15	-5.90	-13.0	-37.15	2.00	Vertical	Vertical	Pass
3071.400	-51.96	2.57	-13.0	-38.96	119.00	Vertical	Vertical	Pass
6980.600	-41.94	13.78	-13.0	-28.94	140.00	Vertical	Vertical	Pass
9435.400	-40.85	16.38	-13.0	-27.85	-1.00	Vertical	Vertical	Pass

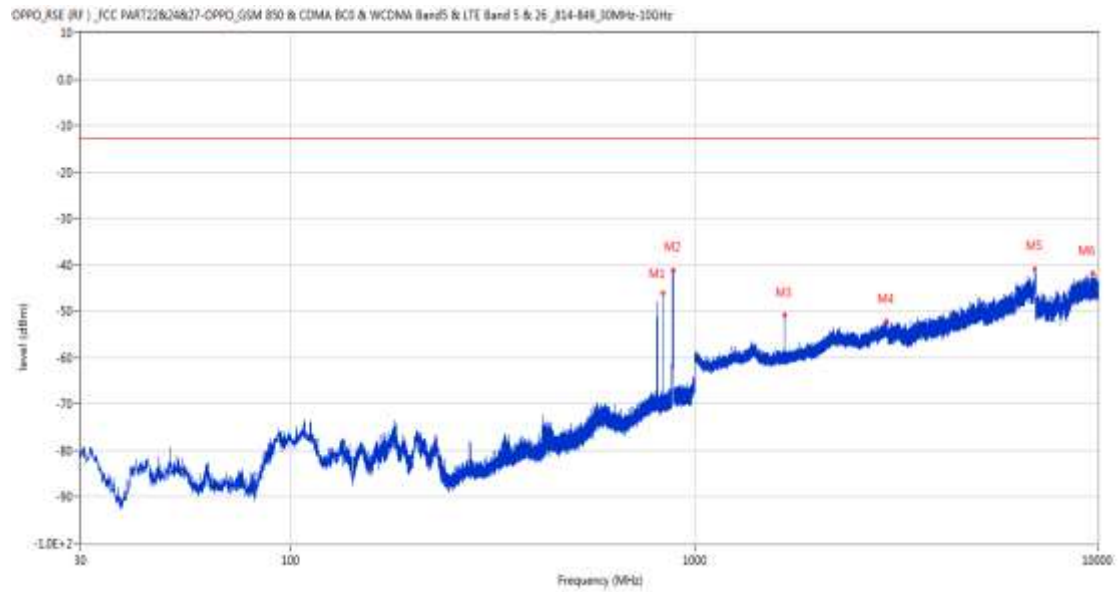
RSE-V&H LTE Band 26 (Part2) BW3 CH26915



Frequency (MHz)	Result (dBm)	Factor (dB)	PK Limit (dBm)	Over Limit (dB)	Table (o)	ANT	EUT	Verdict
835.246	-48.47	2.55	-13.0	-35.47	163.00	Vertical	Horizontal	N/A
882.582	-41.56	2.92	-13.0	-28.56	299.00	Vertical	Horizontal	N/A
1670.900	-50.28	-5.89	-13.0	-37.28	28.00	Vertical	Horizontal	Pass
3157.200	-51.88	3.01	-13.0	-38.88	150.00	Vertical	Horizontal	Pass
6981.200	-41.27	13.81	-13.0	-28.27	60.00	Vertical	Horizontal	Pass
9017.650	-41.78	15.39	-13.0	-28.78	222.00	Vertical	Horizontal	Pass

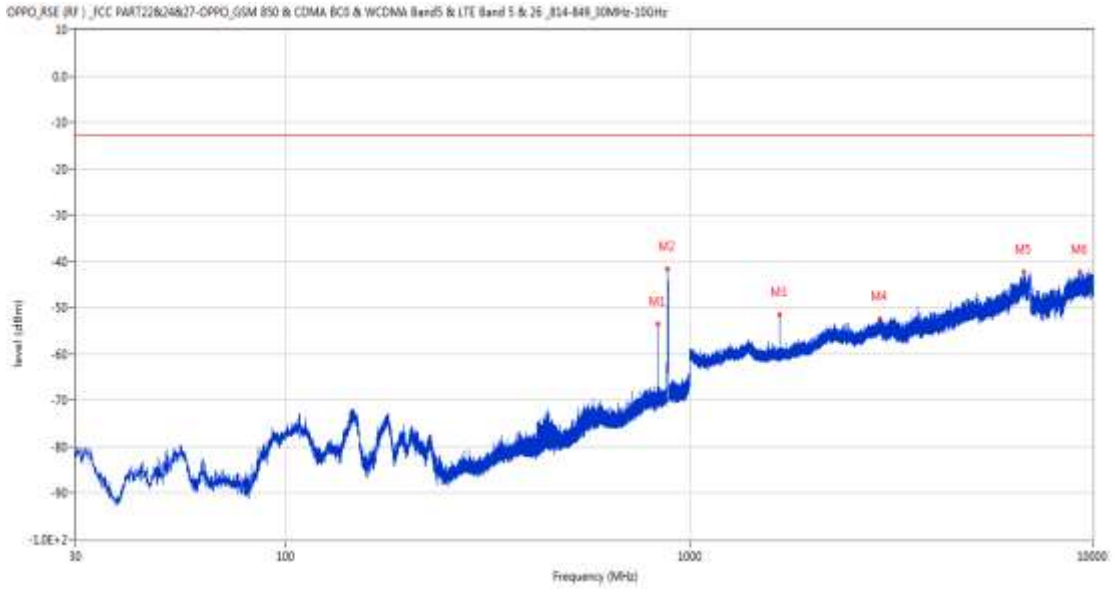
32.3 LTE Band 26 (Part22) BW5, Middle Channel

RSE-H&H LTE Band 26 (Part22) BW5 CH26915



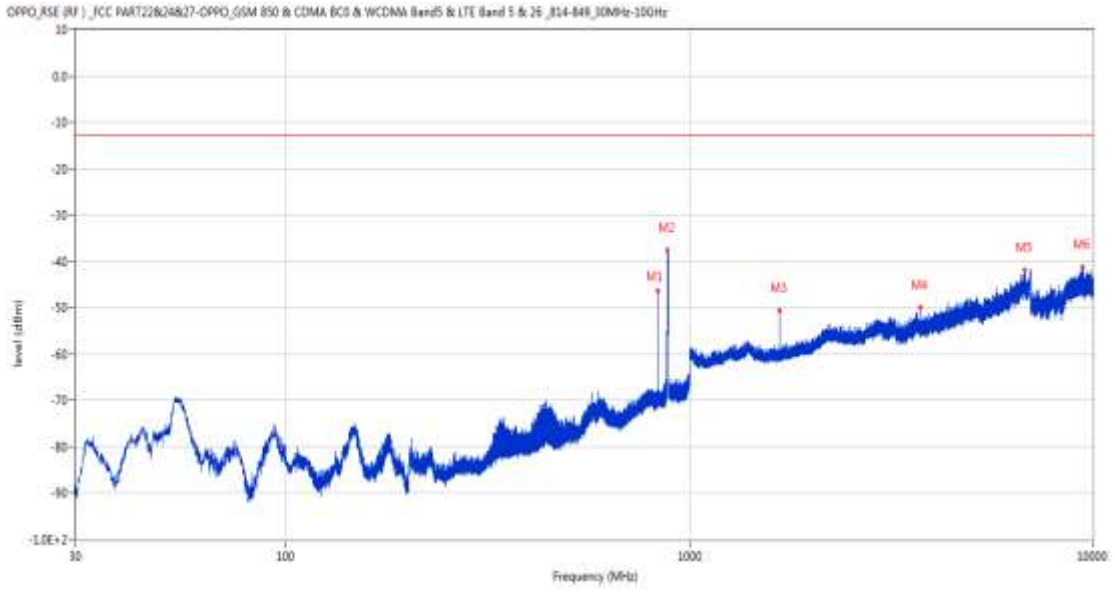
Frequency (MHz)	Result (dBm)	Factor (dB)	PK Limit (dBm)	Over Limit (dB)	Table (o)	ANT	EUT	Verdict
834.372	-46.22	2.53	-13.0	-33.22	118.00	Horizontal	Horizontal	N/A
883.649	-41.17	3.06	-13.0	-28.17	91.00	Horizontal	Horizontal	N/A
1669.100	-50.81	-5.82	-13.0	-37.81	0.00	Horizontal	Horizontal	Pass
2991.600	-52.24	1.87	-13.0	-39.24	151.00	Horizontal	Horizontal	Pass
6994.600	-41.03	13.60	-13.0	-28.03	363.00	Horizontal	Horizontal	Pass
9719.200	-41.83	16.39	-13.0	-28.83	161.00	Horizontal	Horizontal	Pass

RSE-H&V LTE Band 26 (Part2) BW5 CH26915



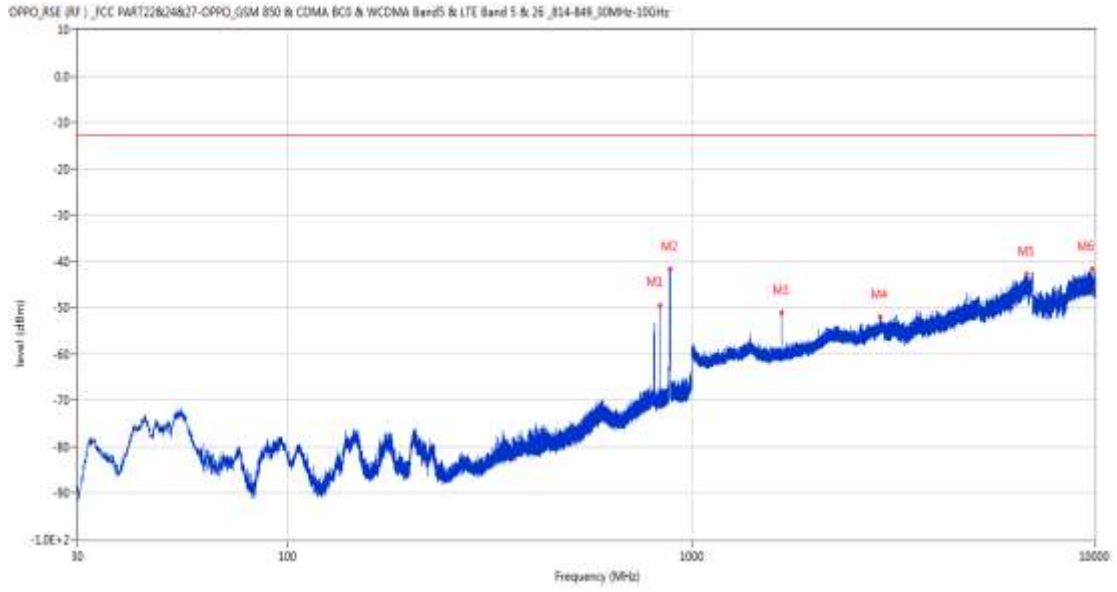
Frequency (MHz)	Result (dBm)	Factor (dB)	PK Limit (dBm)	Over Limit (dB)	Table (o)	ANT	EUT	Verdict
834.276	-53.48	2.52	-13.0	-40.48	0.00	Horizontal	Vertical	N/A
882.145	-41.74	2.87	-13.0	-28.74	340.00	Horizontal	Vertical	N/A
1669.300	-51.43	-5.83	-13.0	-38.43	186.00	Horizontal	Vertical	Pass
2957.500	-52.43	2.49	-13.0	-39.43	73.00	Horizontal	Vertical	Pass
6747.400	-42.35	11.80	-13.0	-29.35	157.00	Horizontal	Vertical	Pass
9296.050	-42.39	15.45	-13.0	-29.39	360.00	Horizontal	Vertical	Pass

RSE-V&V LTE Band 26 (Part2) BW5 CH26915



Frequency (MHz)	Result (dBm)	Factor (dB)	PK Limit (dBm)	Over Limit (dB)	Table (o)	ANT	EUT	Verdict
834.276	-46.43	2.52	-13.0	-33.43	151.00	Vertical	Vertical	N/A
881.708	-37.56	2.82	-13.0	-24.56	363.00	Vertical	Vertical	N/A
1669.000	-50.60	-5.82	-13.0	-37.60	337.00	Vertical	Vertical	Pass
3726.600	-49.99	4.07	-13.0	-36.99	53.00	Vertical	Vertical	Pass
6768.400	-41.97	11.44	-13.0	-28.97	115.00	Vertical	Vertical	Pass
9428.799	-41.27	16.24	-13.0	-28.27	265.00	Vertical	Vertical	Pass

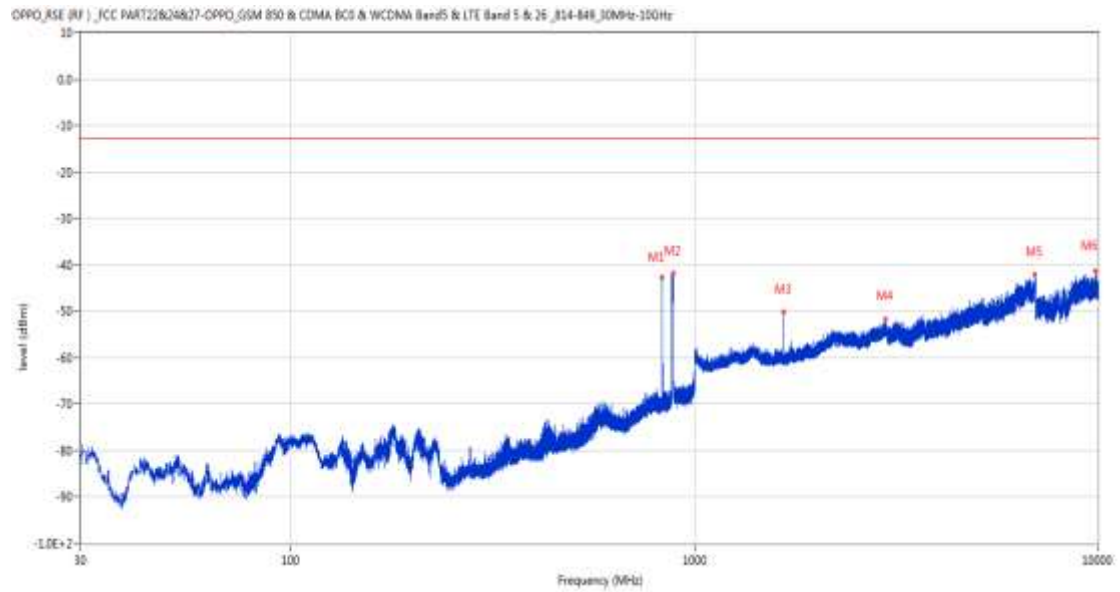
RSE-V&H LTE Band 26 (Part2) BW5 CH26915



Frequency (MHz)	Result (dBm)	Factor (dB)	PK Limit (dBm)	Over Limit (dB)	Table (o)	ANT	EUT	Verdict
834.421	-49.41	2.53	-13.0	-36.41	149.00	Vertical	Horizontal	N/A
883.697	-41.60	3.07	-13.0	-28.60	333.00	Vertical	Horizontal	N/A
1669.100	-51.07	-5.82	-13.0	-38.07	25.00	Vertical	Horizontal	Pass
2927.600	-51.97	1.75	-13.0	-38.97	159.00	Vertical	Horizontal	Pass
6766.400	-42.84	11.42	-13.0	-29.84	363.00	Vertical	Horizontal	Pass
9840.250	-41.59	16.98	-13.0	-28.59	334.00	Vertical	Horizontal	Pass

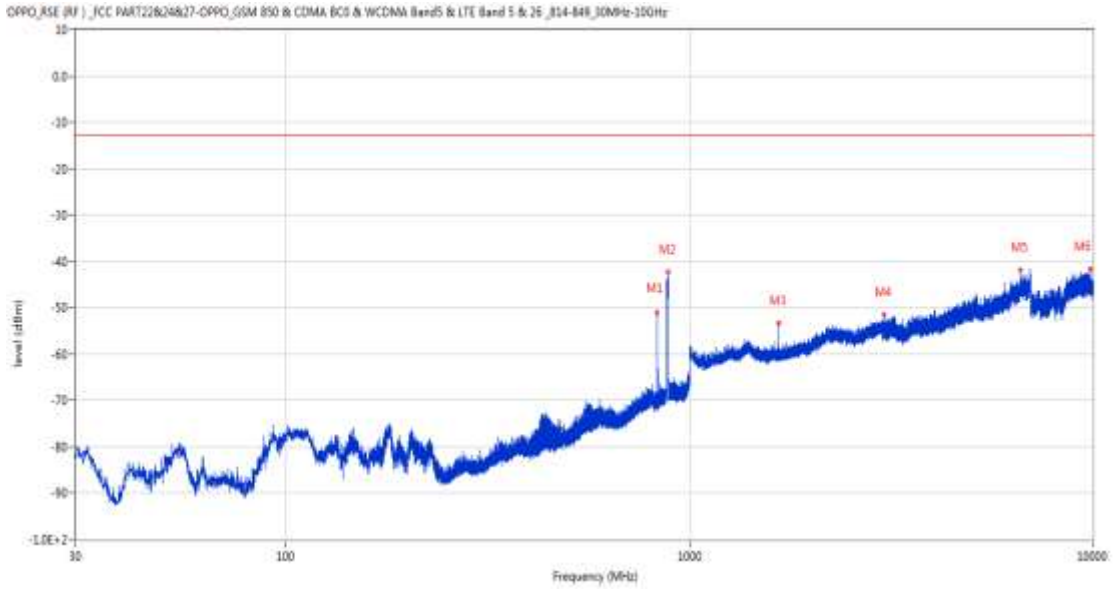
32.4 LTE Band 26 (Part22) BW10, Middle Channel

RSE-H&H LTE Band 26 (Part22) BW10 CH26915



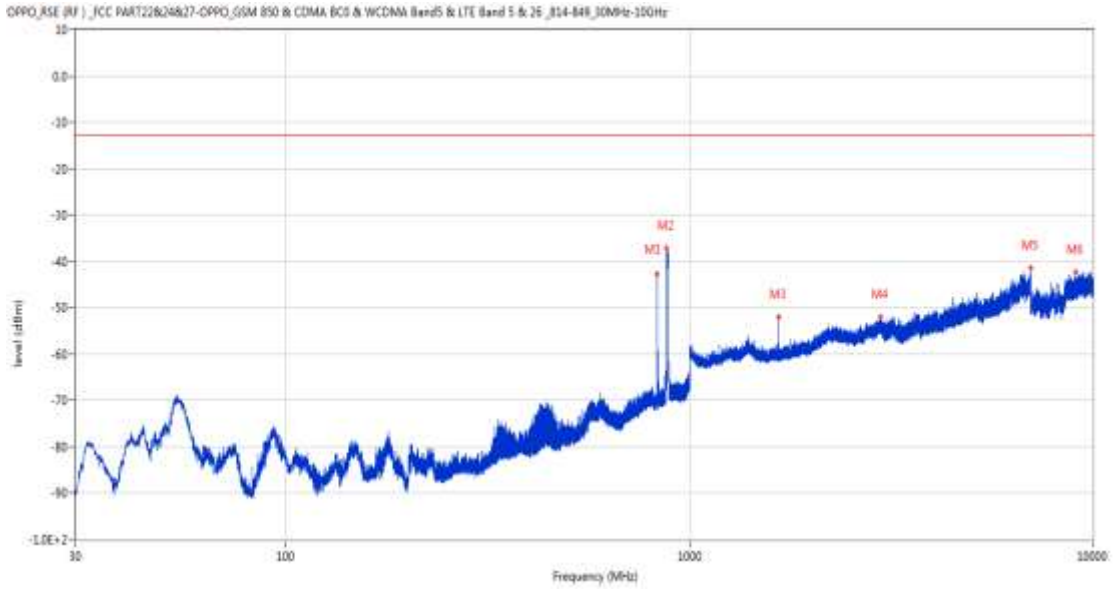
Frequency (MHz)	Result (dBm)	Factor (dB)	PK Limit (dBm)	Over Limit (dB)	Table (o)	ANT	EUT	Verdict
832.142	-42.75	2.46	-13.0	-29.75	100.00	Horizontal	Horizontal	N/A
885.006	-41.82	3.13	-13.0	-28.82	153.00	Horizontal	Horizontal	N/A
1664.600	-50.09	-5.92	-13.0	-37.09	146.00	Horizontal	Horizontal	Pass
2974.300	-51.65	1.73	-13.0	-38.65	53.00	Horizontal	Horizontal	Pass
6993.400	-42.09	13.66	-13.0	-29.09	34.00	Horizontal	Horizontal	Pass
9830.950	-41.42	17.03	-13.0	-28.42	-3.00	Horizontal	Horizontal	Pass

RSE-H&V LTE Band 26 (Part2) BW10 CH26915



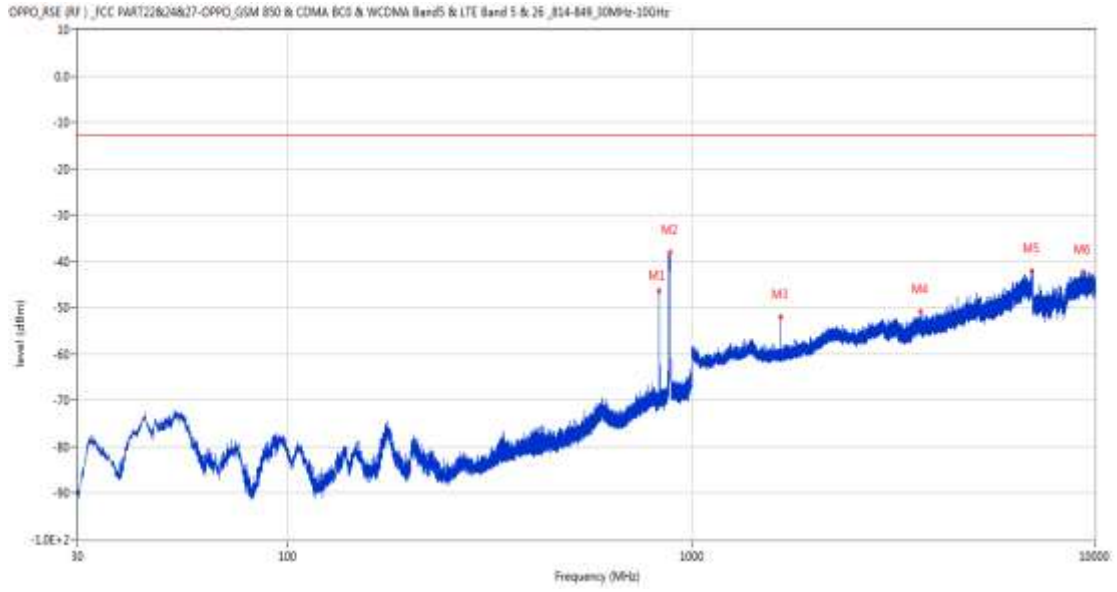
Frequency (MHz)	Result (dBm)	Factor (dB)	PK Limit (dBm)	Over Limit (dB)	Table (o)	ANT	EUT	Verdict
832.093	-50.98	2.46	-13.0	-37.98	360.00	Horizontal	Vertical	N/A
883.891	-42.27	3.09	-13.0	-29.27	11.00	Horizontal	Vertical	N/A
1664.600	-53.40	-5.92	-13.0	-40.40	17.00	Horizontal	Vertical	Pass
3029.000	-51.62	2.07	-13.0	-38.62	316.00	Horizontal	Vertical	Pass
6607.000	-41.79	12.24	-13.0	-28.79	363.00	Horizontal	Vertical	Pass
9849.099	-41.57	16.94	-13.0	-28.57	360.00	Horizontal	Vertical	Pass

RSE-V&V LTE Band 26 (Part2) BW10 CH26915



Frequency (MHz)	Result (dBm)	Factor (dB)	PK Limit (dBm)	Over Limit (dB)	Table (o)	ANT	EUT	Verdict
832.142	-42.78	2.46	-13.0	-29.78	156.00	Vertical	Vertical	N/A
877.150	-37.10	2.64	-13.0	-24.10	360.00	Vertical	Vertical	N/A
1664.600	-52.02	-5.92	-13.0	-39.02	128.00	Vertical	Vertical	Pass
2977.600	-52.07	1.78	-13.0	-39.07	23.00	Vertical	Vertical	Pass
6997.600	-41.41	13.62	-13.0	-28.41	85.00	Vertical	Vertical	Pass
9053.500	-42.38	14.92	-13.0	-29.38	155.00	Vertical	Vertical	Pass

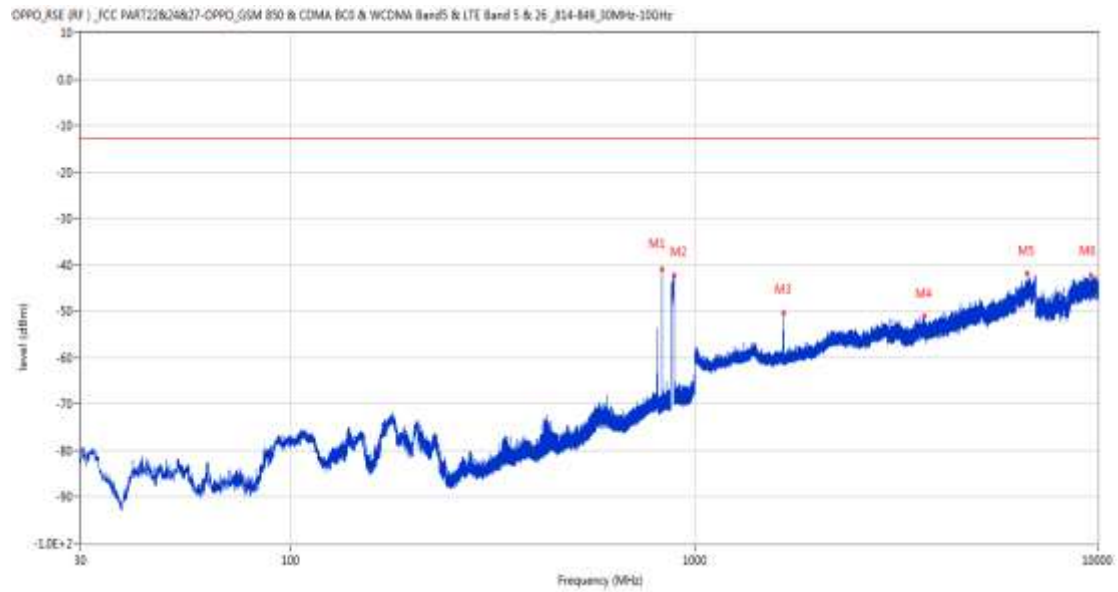
RSE-V&H LTE Band 26 (Part2) BW10 CH26915



Frequency (MHz)	Result (dBm)	Factor (dB)	PK Limit (dBm)	Over Limit (dB)	Table (o)	ANT	EUT	Verdict
832.093	-46.32	2.46	-13.0	-33.32	152.00	Vertical	Horizontal	N/A
883.843	-38.10	3.09	-13.0	-25.10	361.00	Vertical	Horizontal	N/A
1664.700	-51.89	-5.92	-13.0	-38.89	21.00	Vertical	Horizontal	Pass
3687.400	-50.91	4.95	-13.0	-37.91	233.00	Vertical	Horizontal	Pass
6983.800	-42.09	13.82	-13.0	-29.09	97.00	Vertical	Horizontal	Pass
9328.300	-42.39	15.48	-13.0	-29.39	177.00	Vertical	Horizontal	Pass

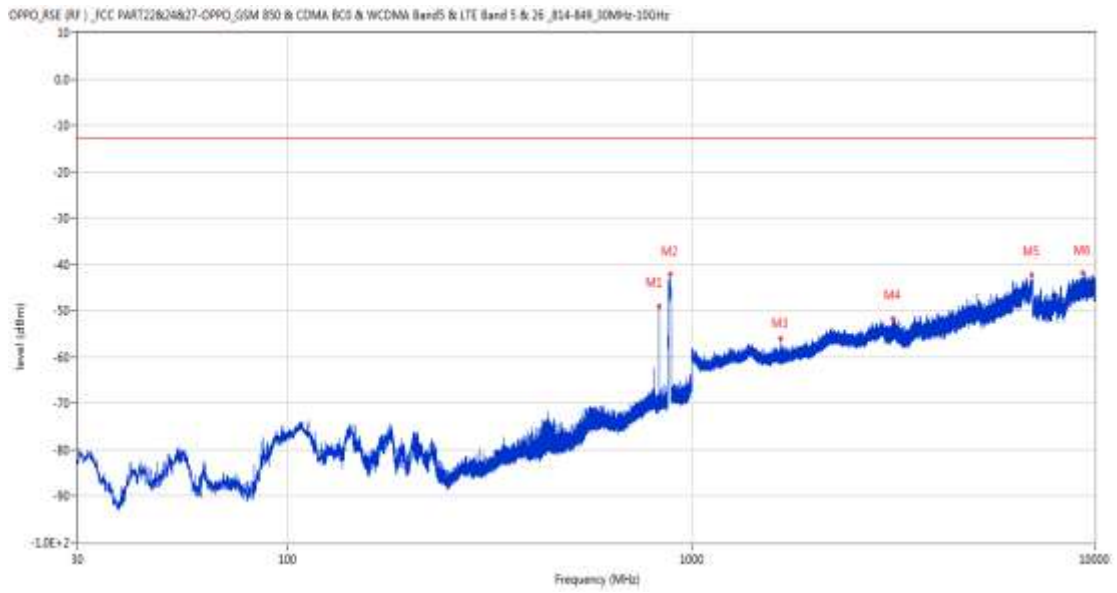
32.5 LTE Band 26 (Part22) BW15, Middle Channel

RSE-H&H LTE Band 26 (Part22) BW15 CH26915



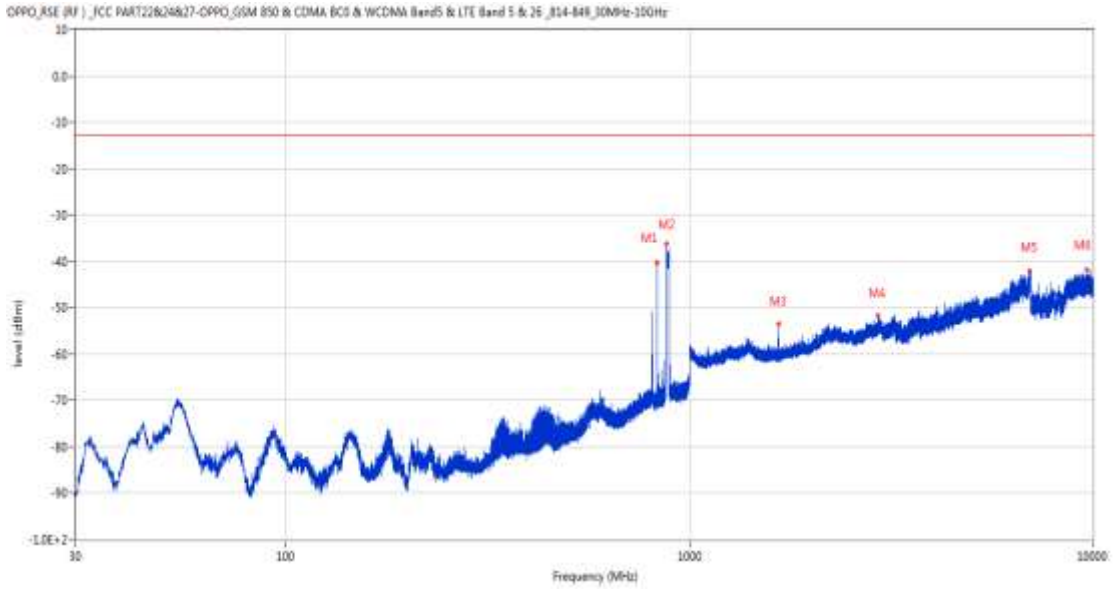
Frequency (MHz)	Result (dBm)	Factor (dB)	PK Limit (dBm)	Over Limit (dB)	Table (o)	ANT	EUT	Verdict
829.862	-40.99	2.39	-13.0	-27.99	104.00	Horizontal	Horizontal	N/A
888.062	-42.33	3.28	-13.0	-29.33	-1.00	Horizontal	Horizontal	N/A
1660.300	-50.49	-5.93	-13.0	-37.49	154.00	Horizontal	Horizontal	Pass
3717.200	-51.00	4.10	-13.0	-38.00	323.00	Horizontal	Horizontal	Pass
6684.200	-41.81	11.96	-13.0	-28.81	0.00	Horizontal	Horizontal	Pass
9621.100	-42.35	16.35	-13.0	-29.35	-3.00	Horizontal	Horizontal	Pass

RSE-H&V LTE Band 26 (Part2) BW15 CH26915



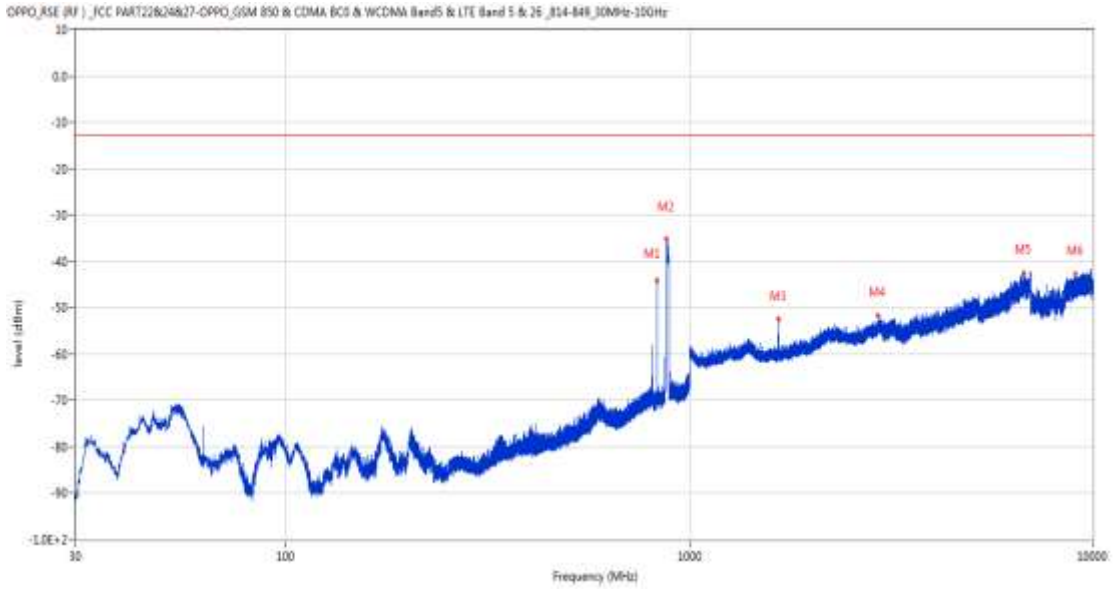
Frequency (MHz)	Result (dBm)	Factor (dB)	PK Limit (dBm)	Over Limit (dB)	Table (o)	ANT	EUT	Verdict
829.862	-49.03	2.39	-13.0	-36.03	0.00	Horizontal	Vertical	N/A
887.480	-42.03	3.22	-13.0	-29.03	338.00	Horizontal	Vertical	N/A
1660.200	-56.00	-5.94	-13.0	-43.00	14.00	Horizontal	Vertical	Pass
3157.000	-51.62	2.99	-13.0	-38.62	275.00	Horizontal	Vertical	Pass
6986.400	-42.36	13.70	-13.0	-29.36	360.00	Horizontal	Vertical	Pass
9352.300	-41.95	15.07	-13.0	-28.95	26.00	Horizontal	Vertical	Pass

RSE-V&V LTE Band 26 (Part2) BW15 CH26915



Frequency (MHz)	Result (dBm)	Factor (dB)	PK Limit (dBm)	Over Limit (dB)	Table (o)	ANT	EUT	Verdict
829.814	-40.37	2.39	-13.0	-27.37	163.00	Vertical	Vertical	N/A
875.064	-36.24	2.51	-13.0	-23.24	360.00	Vertical	Vertical	N/A
1660.000	-53.50	-5.95	-13.0	-40.50	126.00	Vertical	Vertical	Pass
2927.000	-51.84	1.80	-13.0	-38.84	360.00	Vertical	Vertical	Pass
6988.000	-42.16	13.58	-13.0	-29.16	284.00	Vertical	Vertical	Pass
9646.750	-41.96	16.34	-13.0	-28.96	-1.00	Vertical	Vertical	Pass

RSE-V&H LTE Band 26 (Part2) BW15 CH26915

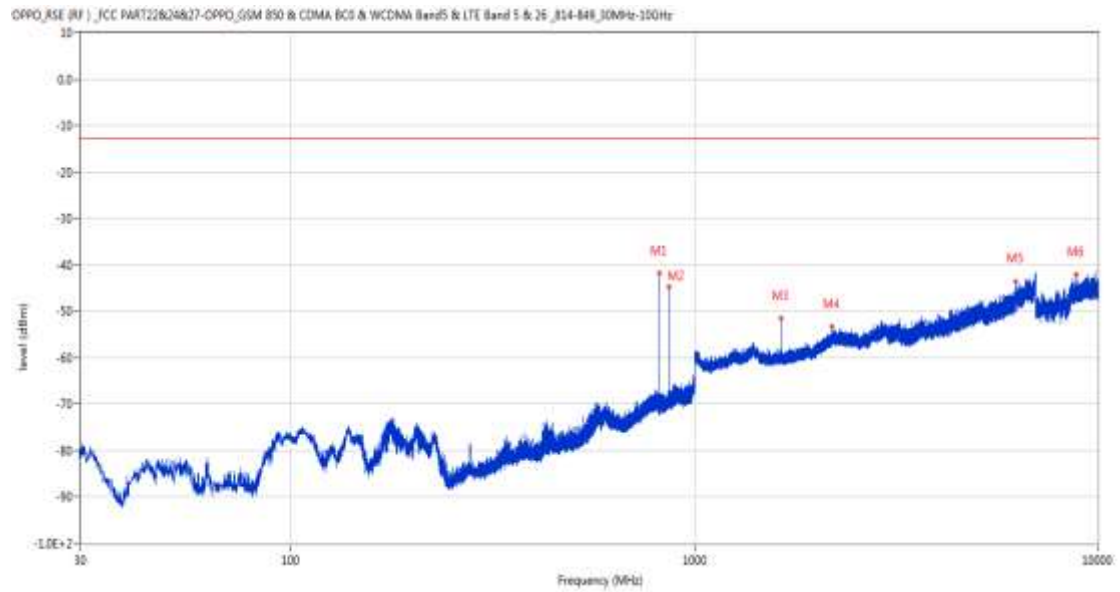


Frequency (MHz)	Result (dBm)	Factor (dB)	PK Limit (dBm)	Over Limit (dB)	Table (o)	ANT	EUT	Verdict
829.814	-44.20	2.39	-13.0	-31.20	158.00	Vertical	Horizontal	N/A
876.180	-35.19	2.60	-13.0	-22.19	363.00	Vertical	Horizontal	N/A
1660.100	-52.50	-5.94	-13.0	-39.50	88.00	Vertical	Horizontal	Pass
2934.500	-51.82	1.59	-13.0	-38.82	43.00	Vertical	Horizontal	Pass
6742.800	-42.53	12.00	-13.0	-29.53	59.00	Vertical	Horizontal	Pass
9048.849	-42.74	14.96	-13.0	-29.74	315.00	Vertical	Horizontal	Pass

33 LTE Band 26 (Part90)

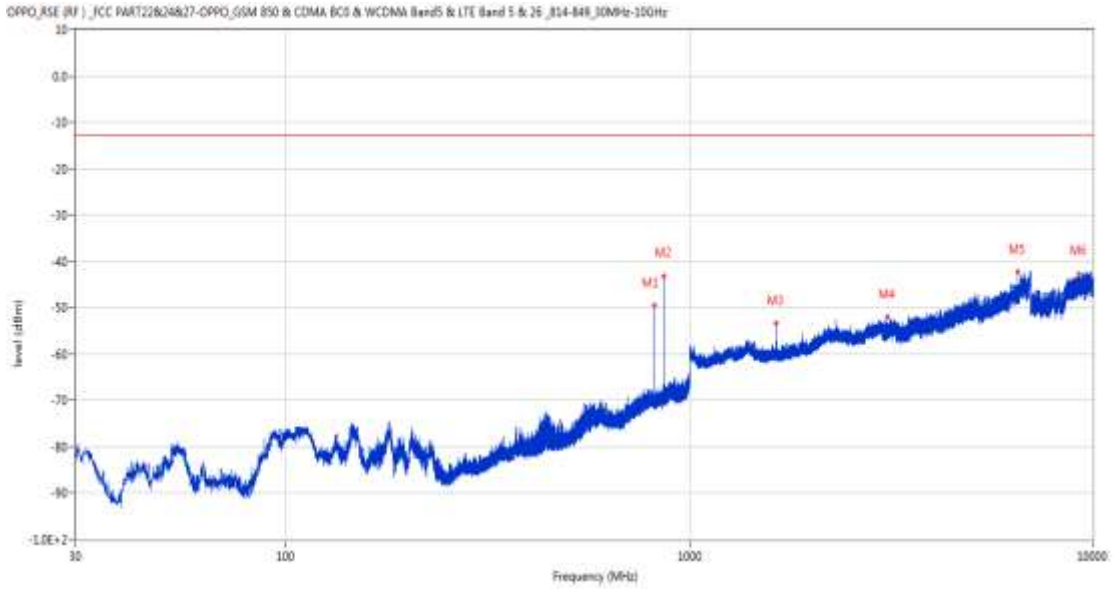
33.1 LTE Band 26 (Part90) BW1.4, Middle Channel

RSE-H&H LTE Band 26 (Part90) BW1.4 CH26740



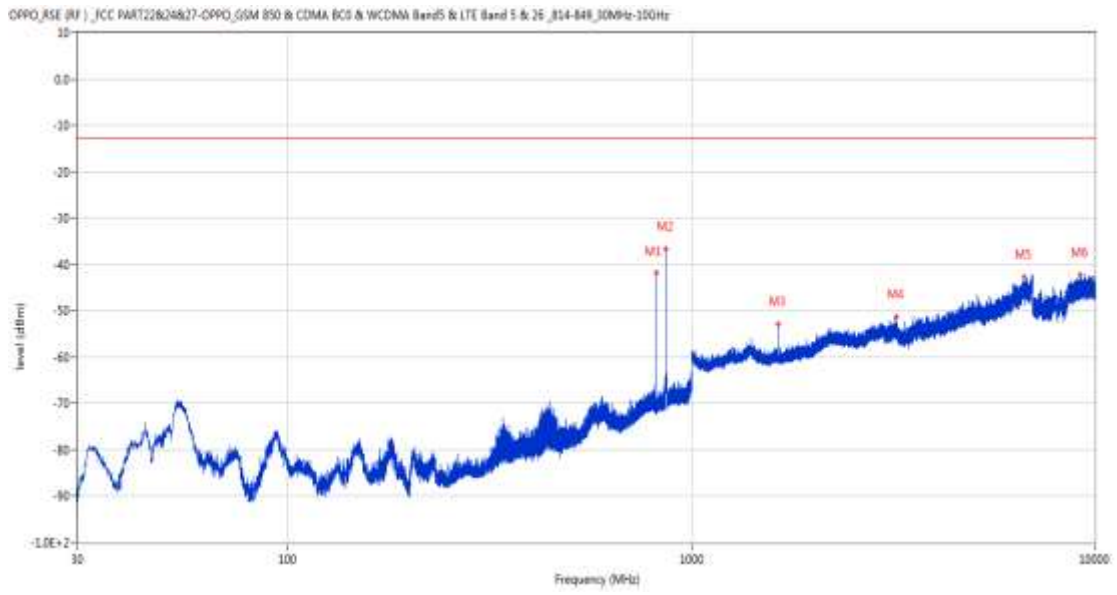
Frequency (MHz)	Result (dBm)	Factor (dB)	PK Limit (dBm)	Over Limit (dB)	Table (o)	ANT	EUT	Verdict
818.513	-41.91	2.10	-13.0	-28.91	107.00	Horizontal	Horizontal	N/A
864.297	-44.70	2.16	-13.0	-31.70	149.00	Horizontal	Horizontal	N/A
1637.400	-51.55	-5.67	-13.0	-38.55	159.00	Horizontal	Horizontal	Pass
2194.600	-53.36	-1.90	-13.0	-40.36	234.00	Horizontal	Horizontal	Pass
6274.400	-43.61	11.13	-13.0	-30.61	183.00	Horizontal	Horizontal	Pass
8838.700	-42.02	15.26	-13.0	-29.02	-1.00	Horizontal	Horizontal	Pass

RSE-H&V LTE Band 26 (Part90) BW1.4 CH26740



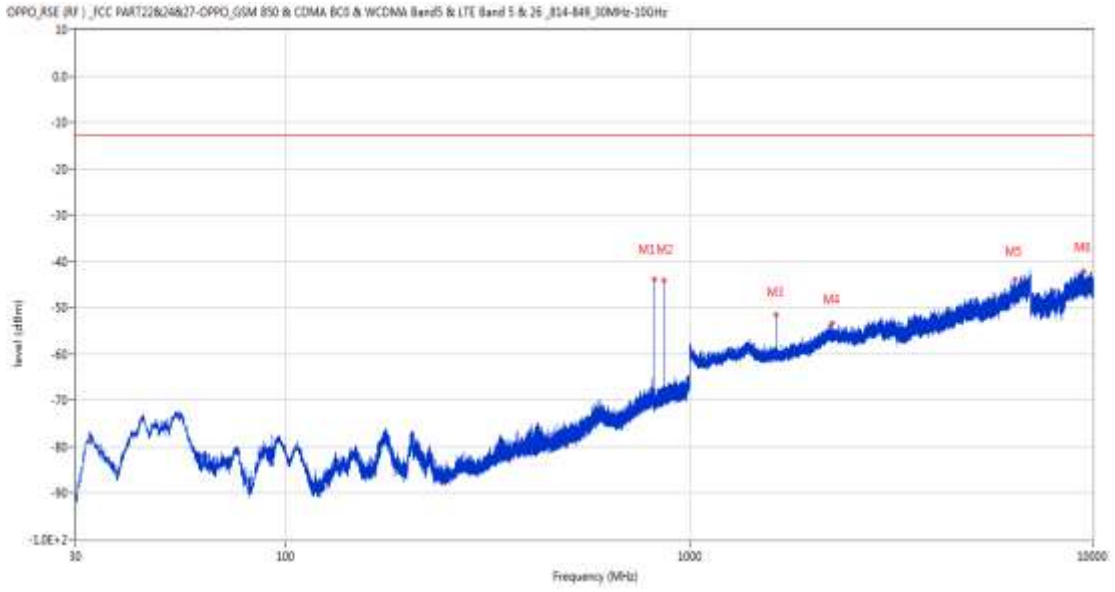
Frequency (MHz)	Result (dBm)	Factor (dB)	PK Limit (dBm)	Over Limit (dB)	Table (o)	ANT	EUT	Verdict
818.513	-49.53	2.10	-13.0	-36.53	-1.00	Horizontal	Vertical	N/A
864.103	-43.16	2.15	-13.0	-30.16	322.00	Horizontal	Vertical	N/A
1637.500	-53.39	-5.66	-13.0	-40.39	16.00	Horizontal	Vertical	Pass
3092.800	-51.89	2.34	-13.0	-38.89	360.00	Horizontal	Vertical	Pass
6518.000	-42.29	10.66	-13.0	-29.29	169.00	Horizontal	Vertical	Pass
9238.750	-42.65	15.27	-13.0	-29.65	50.00	Horizontal	Vertical	Pass

RSE-V&V LTE Band 26 (Part90) BW1.4 CH26740



Frequency (MHz)	Result (dBm)	Factor (dB)	PK Limit (dBm)	Over Limit (dB)	Table (o)	ANT	EUT	Verdict
818.610	-41.95	2.09	-13.0	-28.95	363.00	Vertical	Vertical	N/A
864.248	-36.77	2.16	-13.0	-23.77	363.00	Vertical	Vertical	N/A
1637.500	-52.85	-5.66	-13.0	-39.85	80.00	Vertical	Vertical	Pass
3214.200	-51.20	3.66	-13.0	-38.20	332.00	Vertical	Vertical	Pass
6688.200	-42.68	11.91	-13.0	-29.68	363.00	Vertical	Vertical	Pass
9197.650	-42.30	15.30	-13.0	-29.30	345.00	Vertical	Vertical	Pass

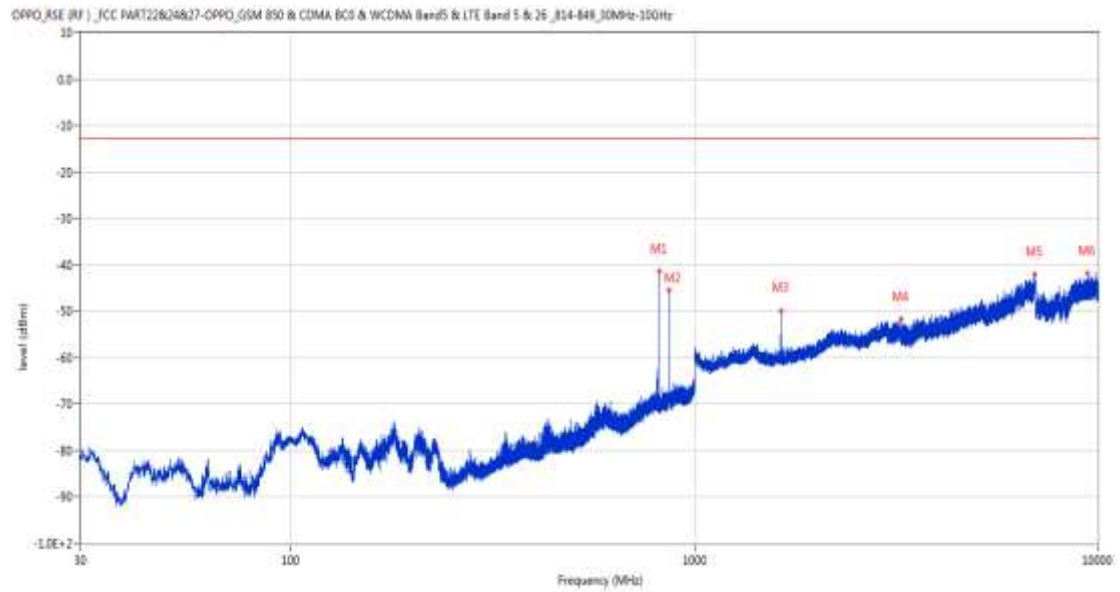
RSE-V&H LTE Band 26 (Part90) BW1.4 CH26740



Frequency (MHz)	Result (dBm)	Factor (dB)	PK Limit (dBm)	Over Limit (dB)	Table (o)	ANT	EUT	Verdict
818.513	-43.90	2.10	-13.0	-30.90	161.00	Vertical	Horizontal	N/A
863.570	-44.00	2.14	-13.0	-31.00	295.00	Vertical	Horizontal	N/A
1637.500	-51.59	-5.66	-13.0	-38.59	23.00	Vertical	Horizontal	Pass
2257.200	-53.35	-1.26	-13.0	-40.35	228.00	Vertical	Horizontal	Pass
6403.800	-43.94	10.61	-13.0	-30.94	0.00	Vertical	Horizontal	Pass
9462.250	-42.01	16.47	-13.0	-29.01	192.00	Vertical	Horizontal	Pass

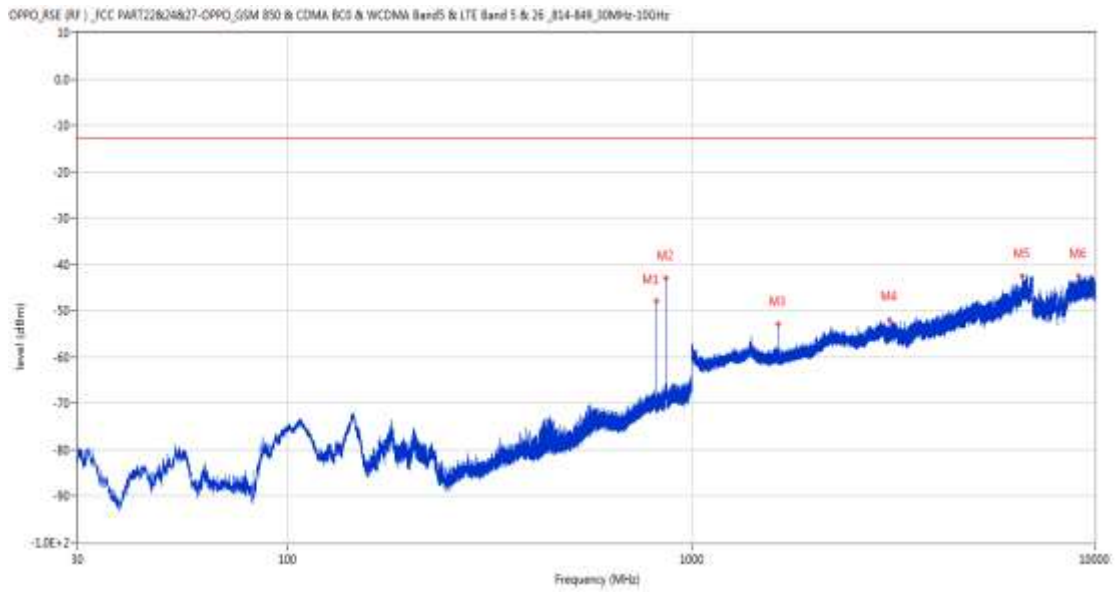
33.2 LTE Band 26 (Part90) BW3, Middle Channel

RSE-H&H LTE Band 26 (Part90) BW3 CH26740



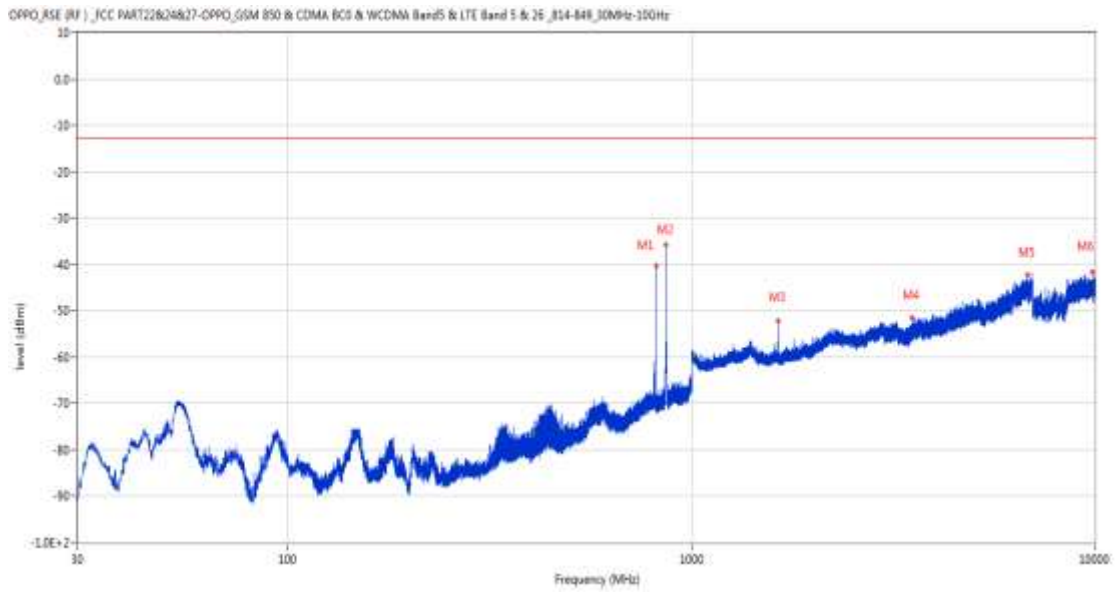
Frequency (MHz)	Result (dBm)	Factor (dB)	PK Limit (dBm)	Over Limit (dB)	Table (o)	ANT	EUT	Verdict
817.737	-41.41	2.10	-13.0	-28.41	108.00	Horizontal	Horizontal	N/A
864.927	-45.37	2.18	-13.0	-32.37	74.00	Horizontal	Horizontal	N/A
1636.000	-49.99	-5.65	-13.0	-36.99	155.00	Horizontal	Horizontal	Pass
3246.200	-51.65	2.24	-13.0	-38.65	351.00	Horizontal	Horizontal	Pass
6989.800	-42.15	13.46	-13.0	-29.15	339.00	Horizontal	Horizontal	Pass
9445.300	-41.82	16.61	-13.0	-28.82	104.00	Horizontal	Horizontal	Pass

RSE-H&V LTE Band 26 (Part90) BW3 CH26740



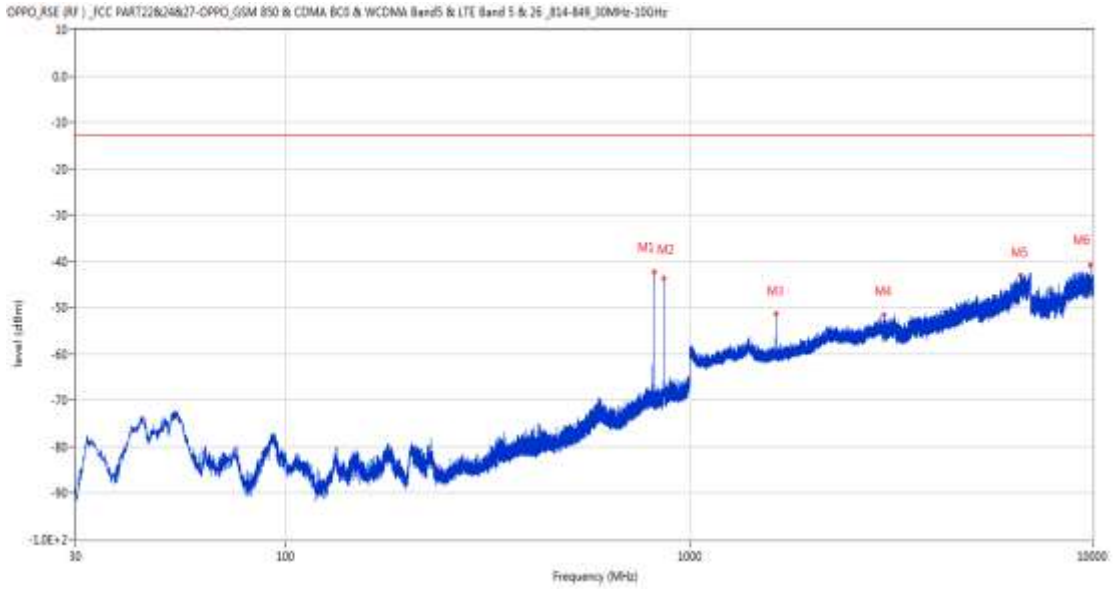
Frequency (MHz)	Result (dBm)	Factor (dB)	PK Limit (dBm)	Over Limit (dB)	Table (o)	ANT	EUT	Verdict
817.786	-47.89	2.10	-13.0	-34.89	16.00	Horizontal	Vertical	N/A
864.103	-42.94	2.15	-13.0	-29.94	319.00	Horizontal	Vertical	N/A
1636.000	-52.95	-5.65	-13.0	-39.95	335.00	Horizontal	Vertical	Pass
3094.400	-51.87	2.35	-13.0	-38.87	323.00	Horizontal	Vertical	Pass
6612.200	-42.57	12.34	-13.0	-29.57	147.00	Horizontal	Vertical	Pass
9096.549	-42.48	15.01	-13.0	-29.48	34.00	Horizontal	Vertical	Pass

RSE-V&V LTE Band 26 (Part90) BW3 CH26740



Frequency (MHz)	Result (dBm)	Factor (dB)	PK Limit (dBm)	Over Limit (dB)	Table (o)	ANT	EUT	Verdict
817.786	-40.32	2.10	-13.0	-27.32	13.00	Vertical	Vertical	N/A
864.346	-35.73	2.16	-13.0	-22.73	360.00	Vertical	Vertical	N/A
1635.800	-52.18	-5.63	-13.0	-39.18	137.00	Vertical	Vertical	Pass
3513.800	-51.53	3.41	-13.0	-38.53	341.00	Vertical	Vertical	Pass
6804.200	-42.40	12.16	-13.0	-29.40	297.00	Vertical	Vertical	Pass
9835.000	-41.58	17.01	-13.0	-28.58	360.00	Vertical	Vertical	Pass

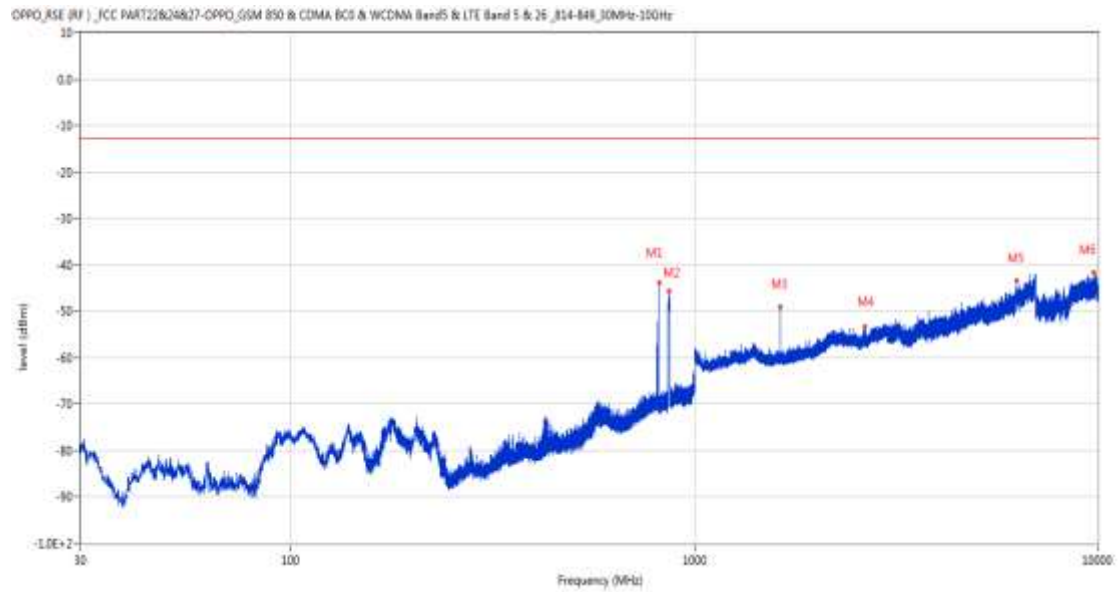
RSE-V&H LTE Band 26 (Part90) BW3 CH26740



Frequency (MHz)	Result (dBm)	Factor (dB)	PK Limit (dBm)	Over Limit (dB)	Table (o)	ANT	EUT	Verdict
817.834	-42.25	2.10	-13.0	-29.25	169.00	Vertical	Horizontal	N/A
864.976	-43.63	2.18	-13.0	-30.63	301.00	Vertical	Horizontal	N/A
1635.900	-51.26	-5.64	-13.0	-38.26	177.00	Vertical	Horizontal	Pass
3038.800	-51.59	2.12	-13.0	-38.59	153.00	Vertical	Horizontal	Pass
6613.600	-43.08	12.34	-13.0	-30.08	289.00	Vertical	Horizontal	Pass
9852.550	-40.83	16.79	-13.0	-27.83	115.00	Vertical	Horizontal	Pass

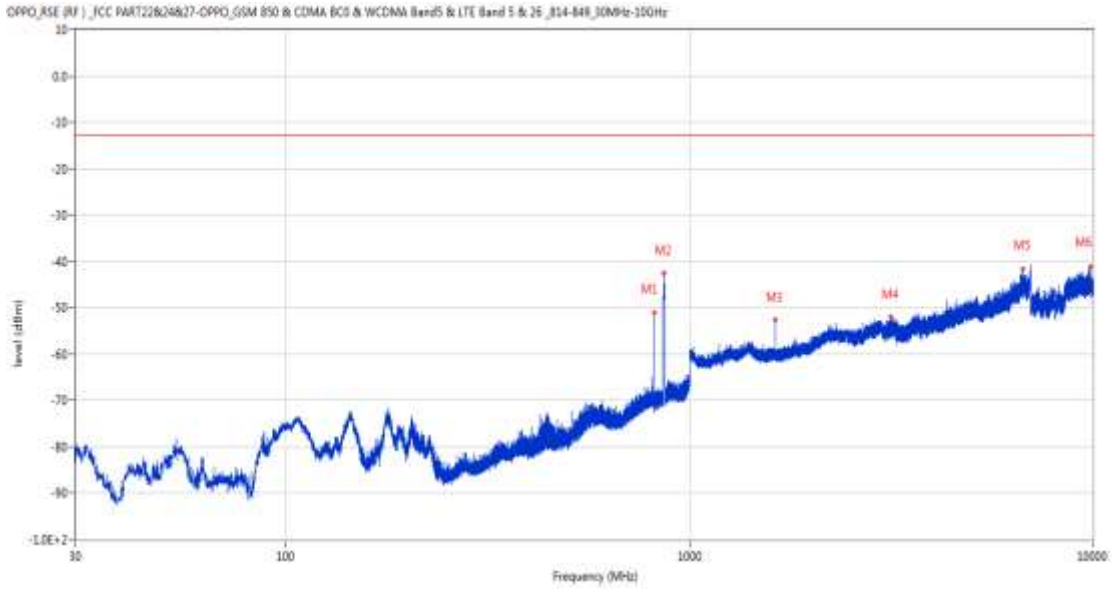
33.3 LTE Band 26 (Part90) BW5, Middle Channel

RSE-H&H LTE Band 26 (Part90) BW5 CH26740



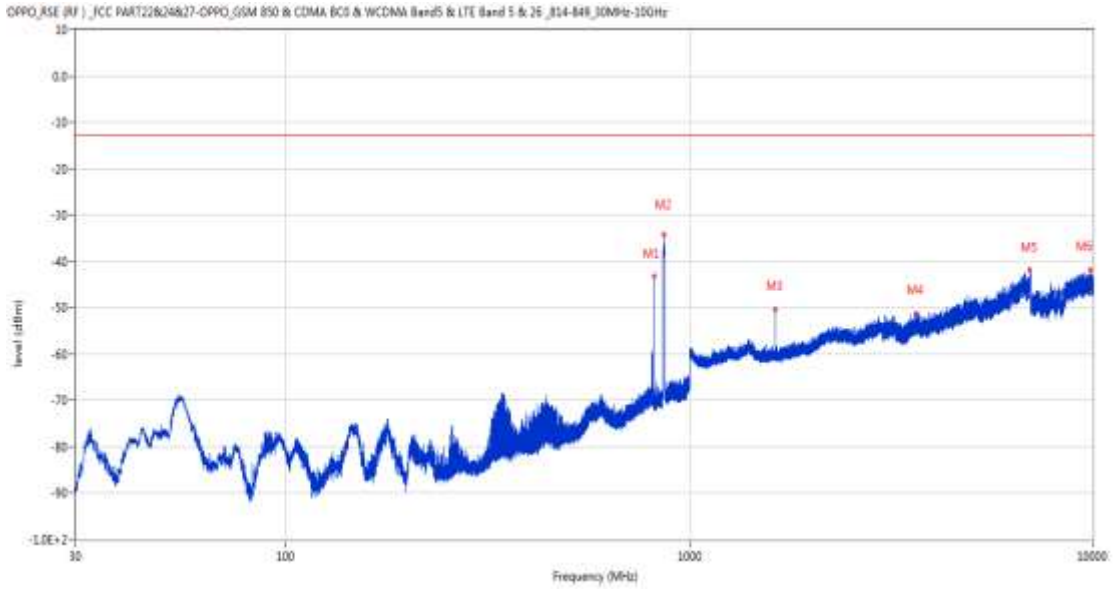
Frequency (MHz)	Result (dBm)	Factor (dB)	PK Limit (dBm)	Over Limit (dB)	Table (o)	ANT	EUT	Verdict
816.864	-43.97	2.10	-13.0	-30.97	104.00	Horizontal	Horizontal	N/A
865.558	-45.64	2.22	-13.0	-32.64	141.00	Horizontal	Horizontal	N/A
1634.100	-49.00	-5.53	-13.0	-36.00	166.00	Horizontal	Horizontal	Pass
2642.300	-53.40	-0.52	-13.0	-40.40	136.00	Horizontal	Horizontal	Pass
6290.600	-43.45	11.30	-13.0	-30.45	228.00	Horizontal	Horizontal	Pass
9739.900	-41.66	16.12	-13.0	-28.66	337.00	Horizontal	Horizontal	Pass

RSE-H&V LTE Band 26 (Part90) BW5 CH26740



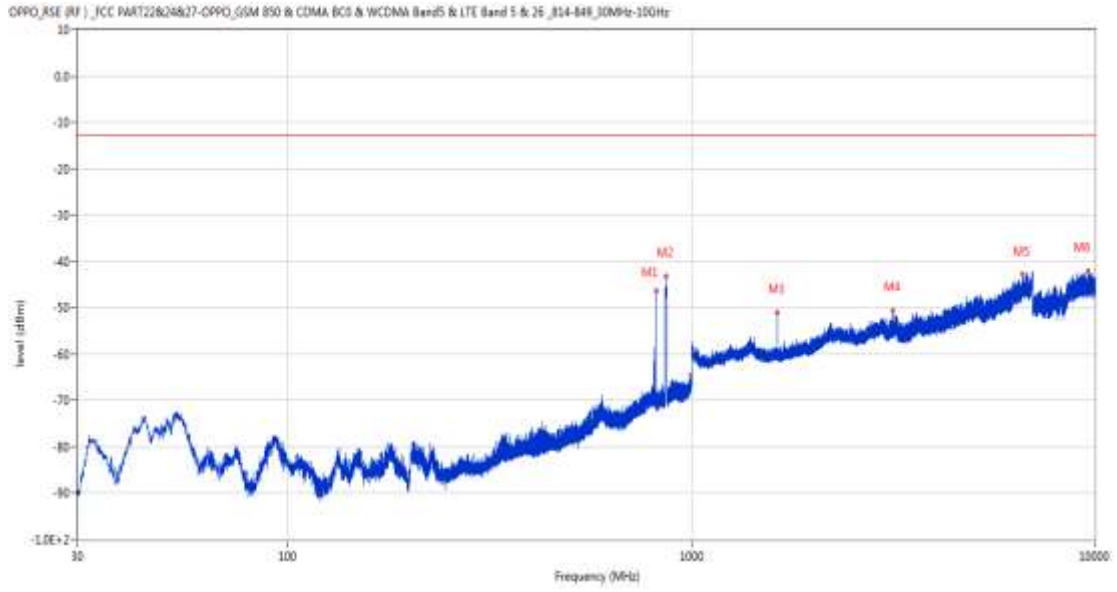
Frequency (MHz)	Result (dBm)	Factor (dB)	PK Limit (dBm)	Over Limit (dB)	Table (o)	ANT	EUT	Verdict
816.864	-51.06	2.10	-13.0	-38.06	0.00	Horizontal	Vertical	N/A
864.588	-42.56	2.17	-13.0	-29.56	299.00	Horizontal	Vertical	N/A
1634.100	-52.60	-5.53	-13.0	-39.60	81.00	Horizontal	Vertical	Pass
3160.400	-51.92	3.02	-13.0	-38.92	168.00	Horizontal	Vertical	Pass
6696.600	-41.62	11.44	-13.0	-28.62	361.00	Horizontal	Vertical	Pass
9873.700	-41.14	15.96	-13.0	-28.14	301.00	Horizontal	Vertical	Pass

RSE-V&V LTE Band 26 (Part90) BW5 CH26740



Frequency (MHz)	Result (dBm)	Factor (dB)	PK Limit (dBm)	Over Limit (dB)	Table (o)	ANT	EUT	Verdict
816.912	-43.30	2.10	-13.0	-30.30	360.00	Vertical	Vertical	N/A
864.200	-34.20	2.16	-13.0	-21.20	362.00	Vertical	Vertical	N/A
1634.200	-50.49	-5.53	-13.0	-37.49	139.00	Vertical	Vertical	Pass
3636.600	-51.25	3.85	-13.0	-38.25	151.00	Vertical	Vertical	Pass
6982.000	-41.77	13.87	-13.0	-28.77	170.00	Vertical	Vertical	Pass
9850.750	-41.88	16.89	-13.0	-28.88	246.00	Vertical	Vertical	Pass

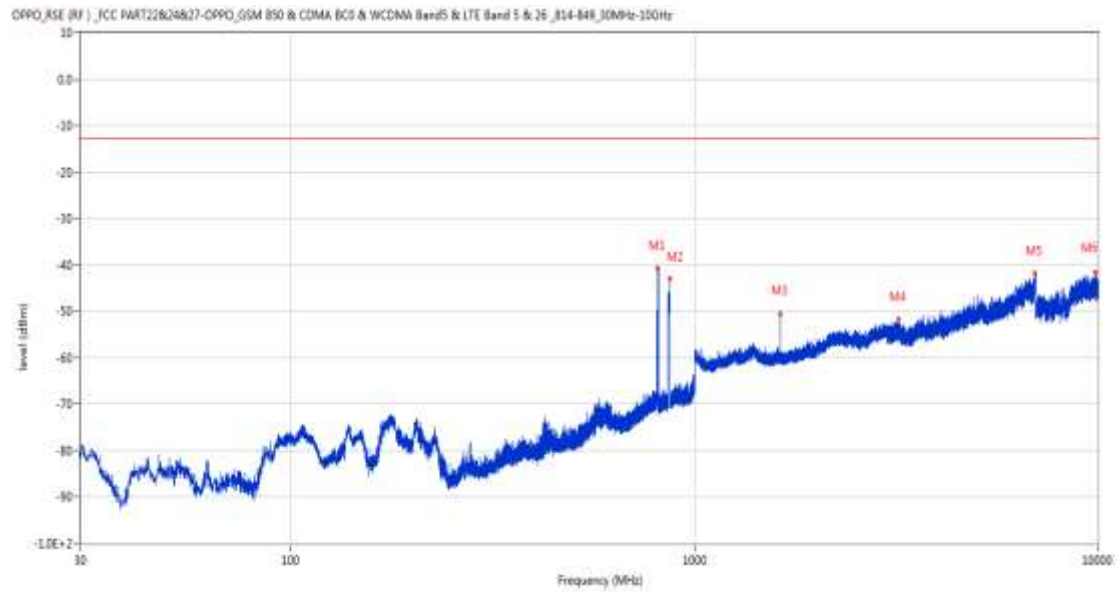
RSE-V&H LTE Band 26 (Part90) BW5 CH26740



Frequency (MHz)	Result (dBm)	Factor (dB)	PK Limit (dBm)	Over Limit (dB)	Table (o)	ANT	EUT	Verdict
816.864	-46.43	2.10	-13.0	-33.43	170.00	Vertical	Horizontal	N/A
863.327	-43.12	2.13	-13.0	-30.12	157.00	Vertical	Horizontal	N/A
1634.000	-51.15	-5.53	-13.0	-38.15	51.00	Vertical	Horizontal	Pass
3158.200	-50.65	3.08	-13.0	-37.65	264.00	Vertical	Horizontal	Pass
6597.000	-42.68	11.21	-13.0	-29.68	213.00	Vertical	Horizontal	Pass
9632.650	-42.14	16.29	-13.0	-29.14	7.00	Vertical	Horizontal	Pass

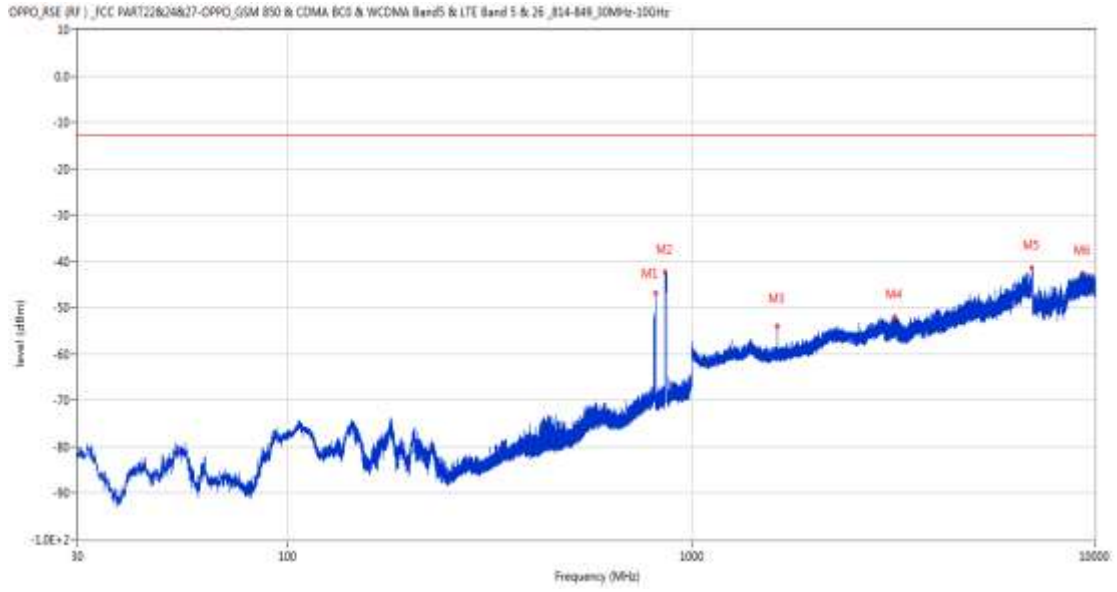
33.4 LTE Band 26 (Part90) BW10, Middle Channel

RSE-H&H LTE Band 26 (Part90) BW10 CH26740



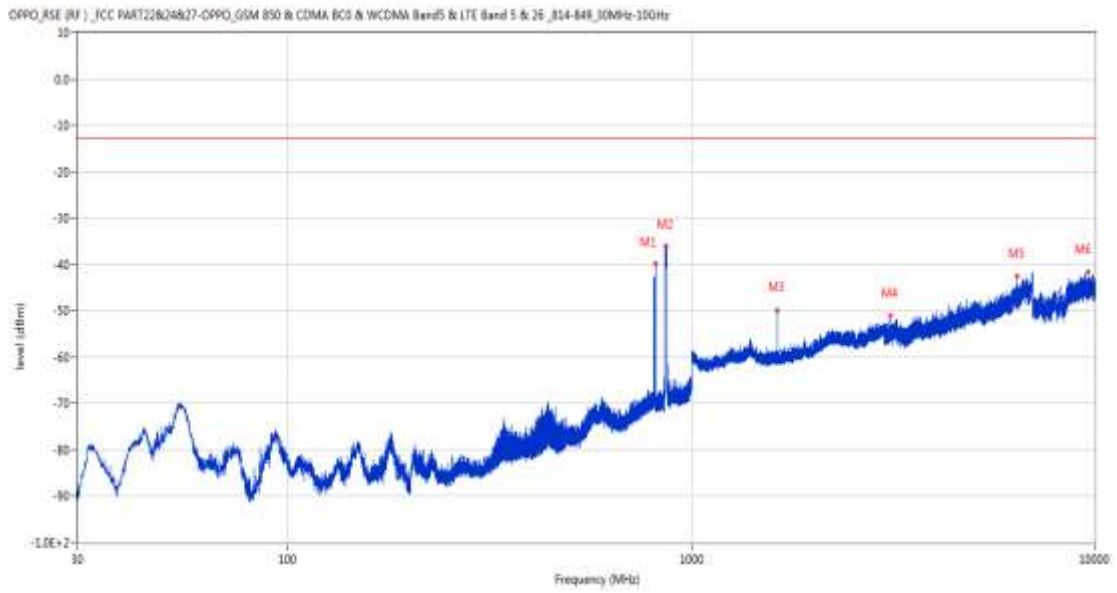
Frequency (MHz)	Result (dBm)	Factor (dB)	PK Limit (dBm)	Over Limit (dB)	Table (o)	ANT	EUT	Verdict
809.201	-40.65	2.11	-13.0	-27.65	305.00	Horizontal	Horizontal	N/A
868.420	-42.93	2.36	-13.0	-29.93	273.00	Horizontal	Horizontal	N/A
1629.400	-50.62	-5.69	-13.0	-37.62	160.00	Horizontal	Horizontal	Pass
3211.200	-51.64	3.58	-13.0	-38.64	247.00	Horizontal	Horizontal	Pass
6979.800	-41.90	13.85	-13.0	-28.90	71.00	Horizontal	Horizontal	Pass
9843.700	-41.74	16.97	-13.0	-28.74	268.00	Horizontal	Horizontal	Pass

RSE-H&V LTE Band 26 (Part90) BW10 CH26740



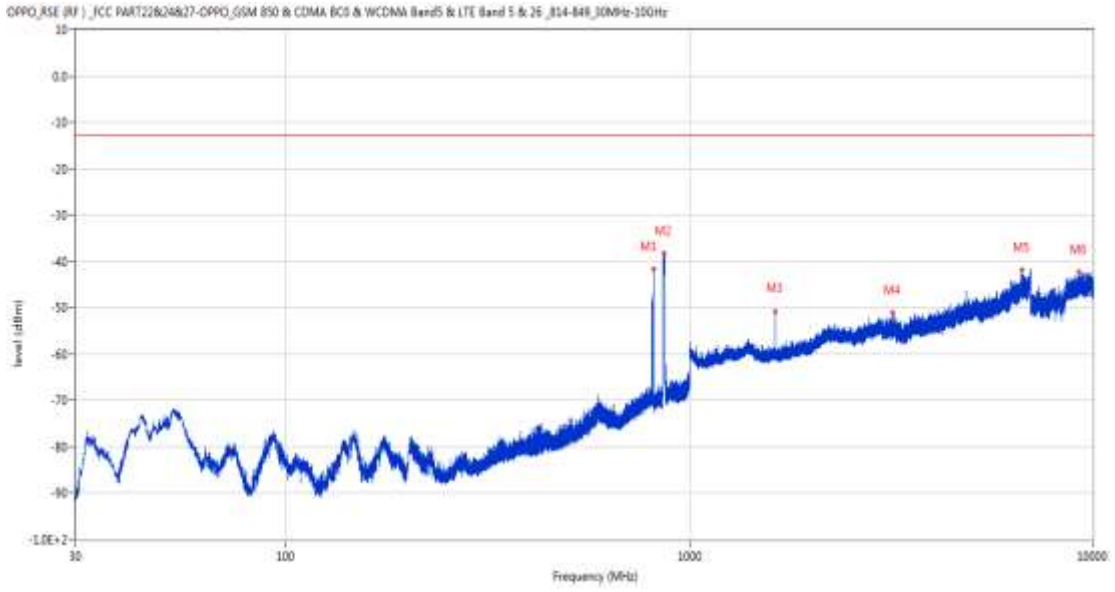
Frequency (MHz)	Result (dBm)	Factor (dB)	PK Limit (dBm)	Over Limit (dB)	Table (o)	ANT	EUT	Verdict
814.584	-46.82	2.10	-13.0	-33.82	219.00	Horizontal	Vertical	N/A
861.775	-42.40	2.16	-13.0	-29.40	257.00	Horizontal	Vertical	N/A
1629.400	-54.05	-5.69	-13.0	-41.05	77.00	Horizontal	Vertical	Pass
3189.800	-52.01	2.65	-13.0	-39.01	87.00	Horizontal	Vertical	Pass
6994.600	-41.40	13.60	-13.0	-28.40	316.00	Horizontal	Vertical	Pass
9312.850	-42.43	15.63	-13.0	-29.43	37.00	Horizontal	Vertical	Pass

RSE-V&V LTE Band 26 (Part90) BW10 CH26740



Frequency (MHz)	Result (dBm)	Factor (dB)	PK Limit (dBm)	Over Limit (dB)	Table (o)	ANT	EUT	Verdict
814.536	-39.87	2.10	-13.0	-26.87	28.00	Vertical	Vertical	N/A
863.715	-35.93	2.14	-13.0	-22.93	360.00	Vertical	Vertical	N/A
1629.500	-49.93	-5.68	-13.0	-36.93	144.00	Vertical	Vertical	Pass
3110.000	-51.07	2.53	-13.0	-38.07	293.00	Vertical	Vertical	Pass
6412.600	-42.51	10.79	-13.0	-29.51	29.00	Vertical	Vertical	Pass
9627.400	-41.69	16.32	-13.0	-28.69	348.00	Vertical	Vertical	Pass

RSE-V&H LTE Band 26 (Part90) BW10 CH26740

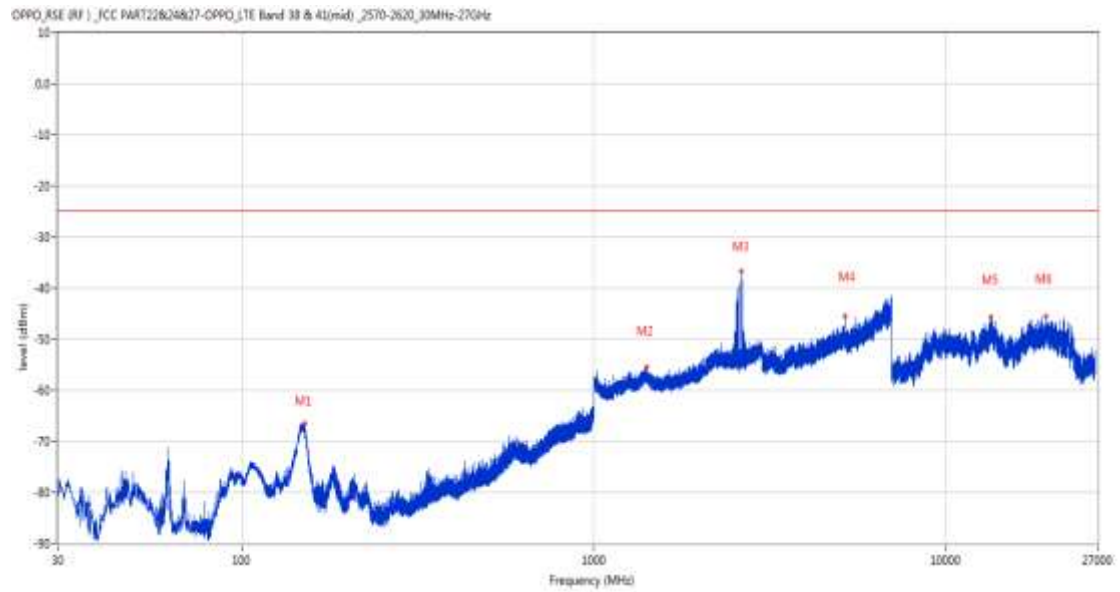


Frequency (MHz)	Result (dBm)	Factor (dB)	PK Limit (dBm)	Over Limit (dB)	Table (o)	ANT	EUT	Verdict
814.536	-41.71	2.10	-13.0	-28.71	159.00	Vertical	Horizontal	N/A
862.454	-38.34	2.13	-13.0	-25.34	363.00	Vertical	Horizontal	N/A
1629.500	-50.93	-5.68	-13.0	-37.93	171.00	Vertical	Horizontal	Pass
3195.600	-51.16	2.81	-13.0	-38.16	209.00	Vertical	Horizontal	Pass
6691.200	-41.84	11.80	-13.0	-28.84	316.00	Vertical	Horizontal	Pass
9245.050	-42.40	15.23	-13.0	-29.40	95.00	Vertical	Horizontal	Pass

34 LTE Band 38

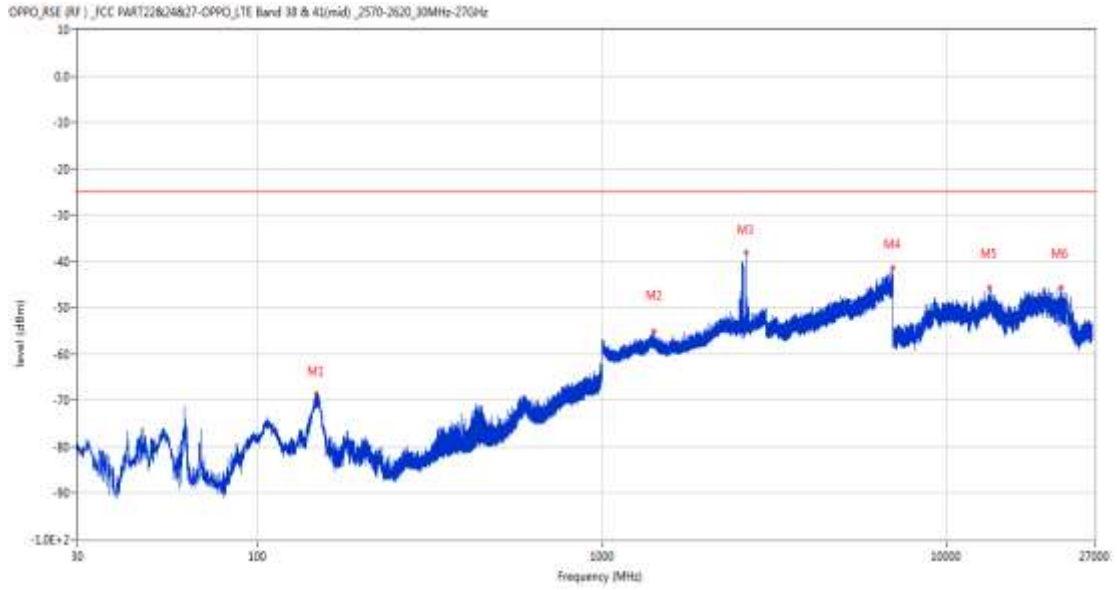
34.1 LTE Band 38 BW5, Middle Channel

RSE-H&H LTE Band 38 BW5 CH38000



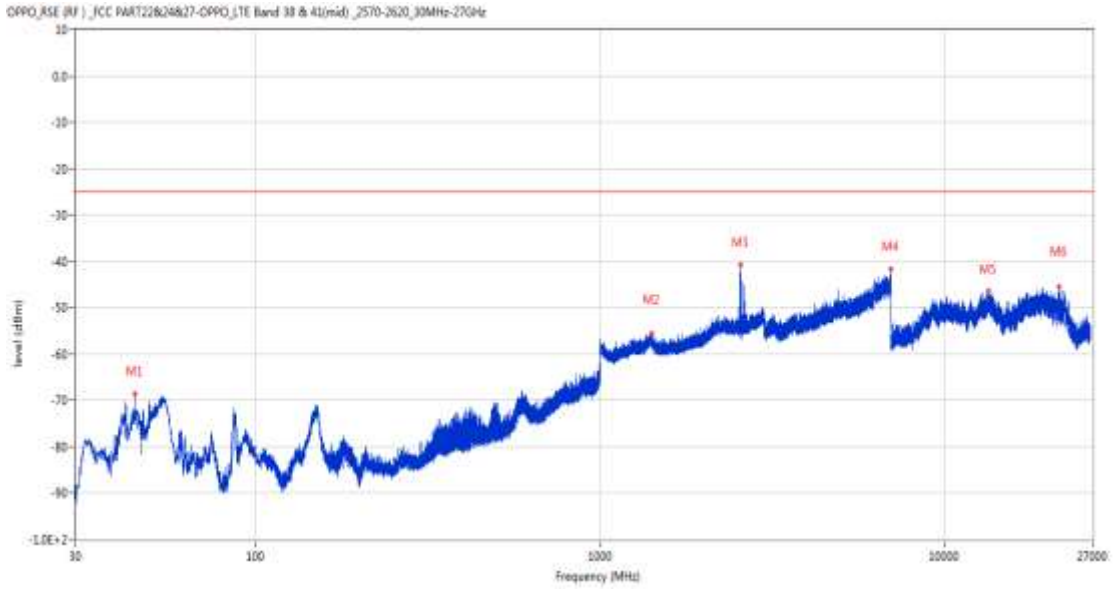
Frequency (MHz)	Result (dBm)	Factor (dB)	PK Limit (dBm)	Over Limit (dB)	Table (o)	ANT	EUT	Verdict
150.620	-66.53	-14.47	-25.0	-41.53	166.00	Horizontal	Horizontal	Pass
1409.700	-55.44	-2.40	-25.0	-30.44	49.00	Horizontal	Horizontal	Pass
2628.700	-36.68	2.03	-25.0	-11.68	151.00	Horizontal	Horizontal	N/A
5155.600	-45.55	7.25	-25.0	-20.55	125.00	Horizontal	Horizontal	Pass
13404.412	-45.81	10.75	-25.0	-20.81	117.00	Horizontal	Horizontal	Pass
19234.200	-45.59	13.80	-25.0	-20.59	46.00	Horizontal	Horizontal	Pass

RSE-H&V LTE Band 38 BW5 CH38000



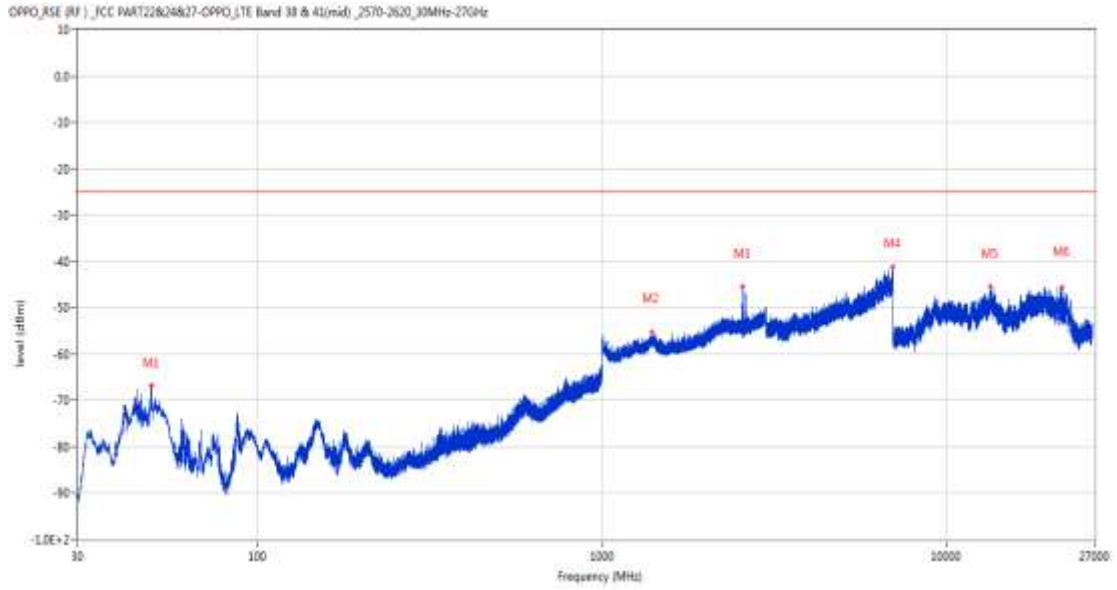
Frequency (MHz)	Result (dBm)	Factor (dB)	PK Limit (dBm)	Over Limit (dB)	Table (o)	ANT	EUT	Verdict
148.292	-68.56	-14.82	-25.0	-43.56	358.00	Horizontal	Vertical	Pass
1417.800	-55.00	-2.64	-25.0	-30.00	189.00	Horizontal	Vertical	Pass
2626.000	-38.01	2.00	-25.0	-13.01	155.00	Horizontal	Vertical	N/A
6981.000	-41.32	13.80	-25.0	-16.32	171.00	Horizontal	Vertical	Pass
13331.700	-45.77	10.87	-25.0	-20.77	79.00	Horizontal	Vertical	Pass
21620.574	-45.75	14.70	-25.0	-20.75	232.00	Horizontal	Vertical	Pass

RSE-V&V LTE Band 38 BW5 CH38000



Frequency (MHz)	Result (dBm)	Factor (dB)	PK Limit (dBm)	Over Limit (dB)	Table (o)	ANT	EUT	Verdict
44.696	-68.60	-15.52	-25.0	-43.60	81.00	Vertical	Vertical	Pass
1417.000	-55.65	-2.63	-25.0	-30.65	188.00	Vertical	Vertical	Pass
2561.700	-40.64	1.41	-25.0	-15.64	339.00	Vertical	Vertical	N/A
6981.400	-41.74	13.83	-25.0	-16.74	359.00	Vertical	Vertical	Pass
13464.787	-46.45	11.36	-25.0	-21.45	238.00	Vertical	Vertical	Pass
21616.751	-45.35	14.70	-25.0	-20.35	36.00	Vertical	Vertical	Pass

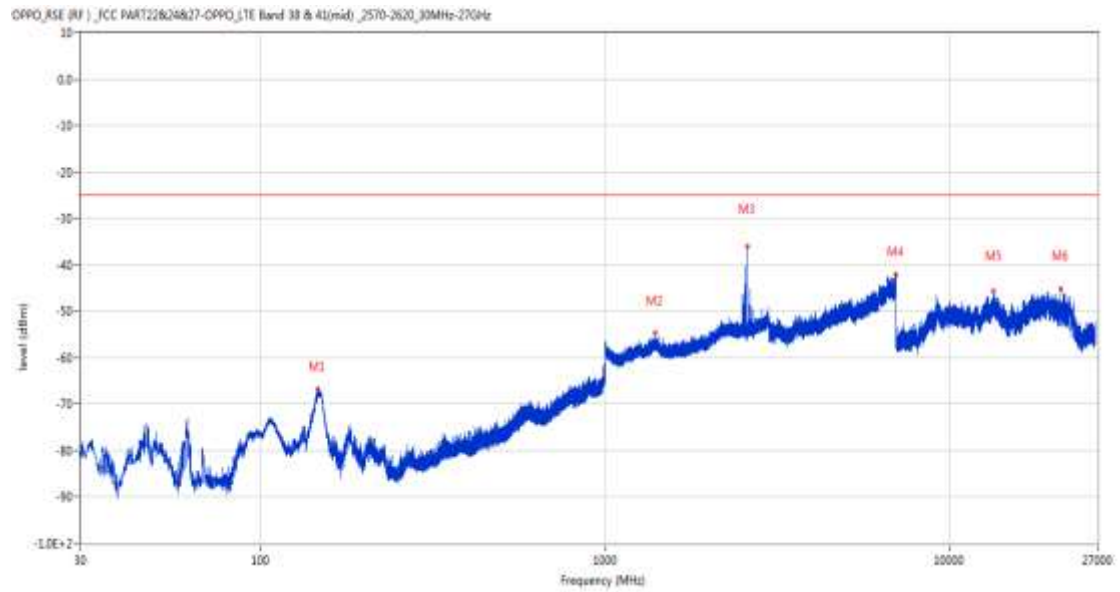
RSE-V&H LTE Band 38 BW5 CH38000



Frequency (MHz)	Result (dBm)	Factor (dB)	PK Limit (dBm)	Over Limit (dB)	Table (o)	ANT	EUT	Verdict
49.157	-66.72	-15.94	-25.0	-41.72	279.00	Vertical	Horizontal	Pass
1400.100	-55.36	-1.95	-25.0	-30.36	190.00	Vertical	Horizontal	Pass
2558.100	-45.54	1.33	-25.0	-20.54	85.00	Vertical	Horizontal	N/A
6997.200	-41.24	13.61	-25.0	-16.24	184.00	Vertical	Horizontal	Pass
13459.800	-45.35	11.45	-25.0	-20.35	353.00	Vertical	Horizontal	Pass
21631.625	-45.65	14.70	-25.0	-20.65	215.00	Vertical	Horizontal	Pass

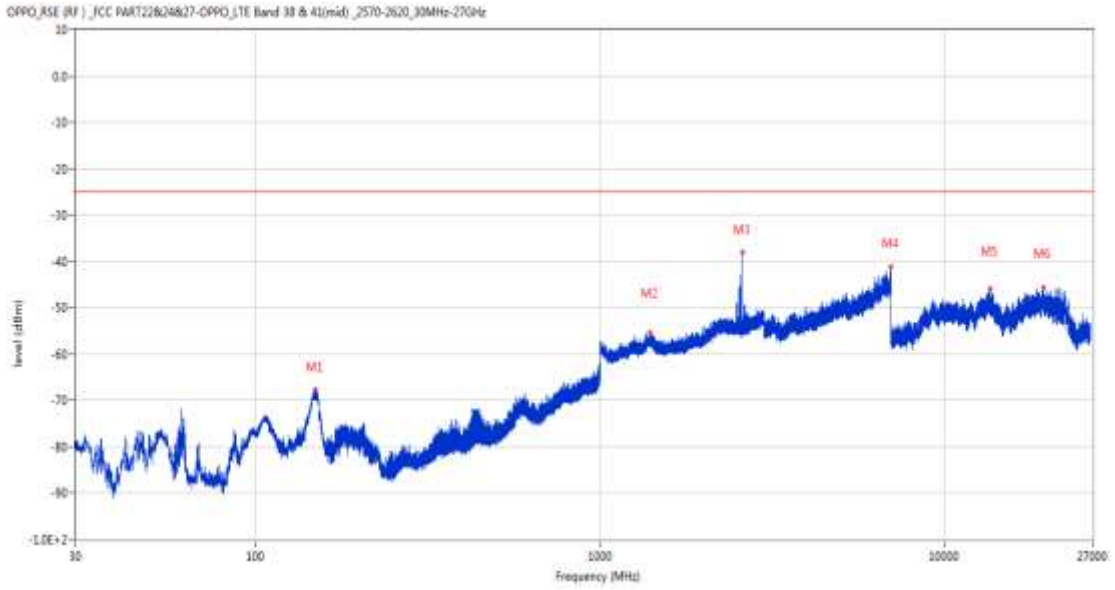
34.2 LTE Band 38 BW10, Middle Channel

RSE-H&H LTE Band 38 BW10 CH38000



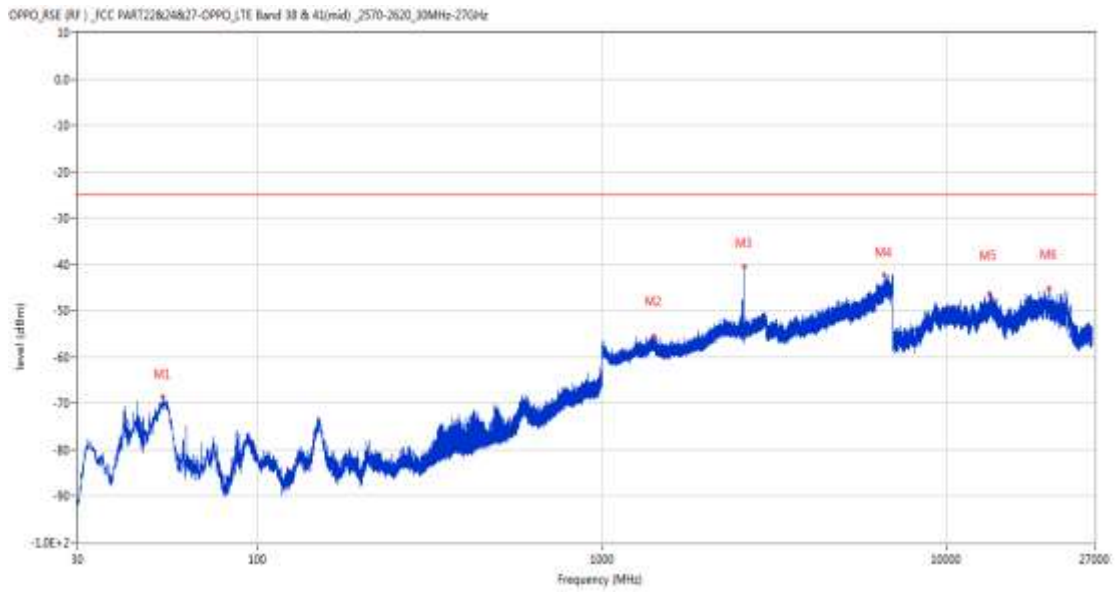
Frequency (MHz)	Result (dBm)	Factor (dB)	PK Limit (dBm)	Over Limit (dB)	Table (o)	ANT	EUT	Verdict
146.594	-66.86	-15.11	-25.0	-41.86	1.00	Horizontal	Horizontal	Pass
1399.700	-54.67	-1.99	-25.0	-29.67	319.00	Horizontal	Horizontal	Pass
2590.900	-36.08	1.69	-25.0	-11.08	139.00	Horizontal	Horizontal	N/A
6995.000	-42.05	13.57	-25.0	-17.05	142.00	Horizontal	Horizontal	Pass
13470.037	-45.78	11.27	-25.0	-20.78	292.00	Horizontal	Horizontal	Pass
21041.302	-45.17	14.51	-25.0	-20.17	38.00	Horizontal	Horizontal	Pass

RSE-H&V LTE Band 38 BW10 CH38000



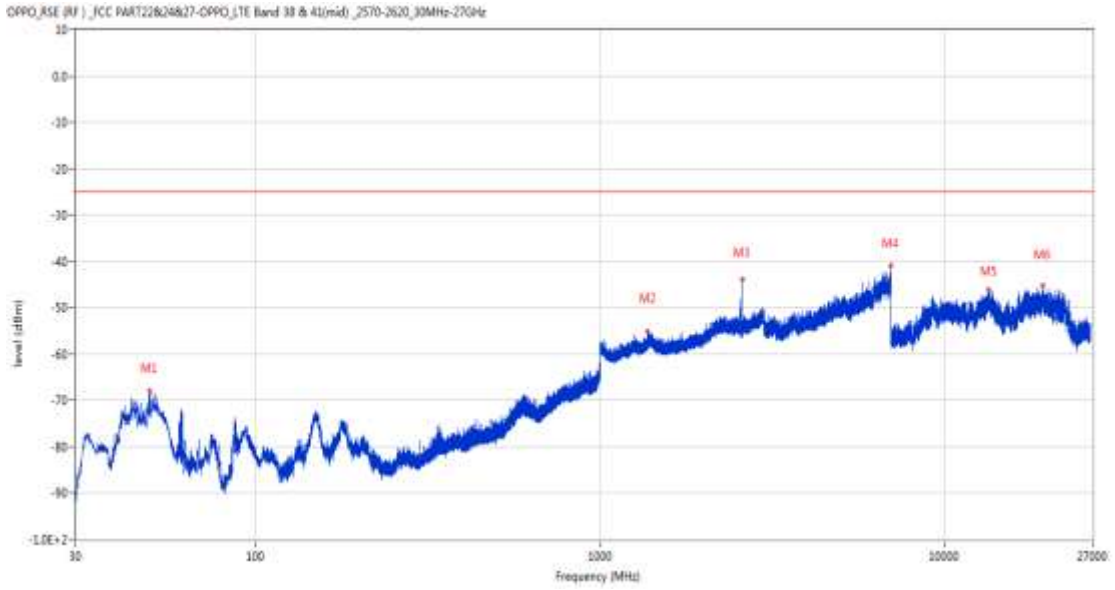
Frequency (MHz)	Result (dBm)	Factor (dB)	PK Limit (dBm)	Over Limit (dB)	Table (o)	ANT	EUT	Verdict
148.777	-67.72	-14.73	-25.0	-42.72	-1.00	Horizontal	Vertical	Pass
1400.200	-55.28	-1.95	-25.0	-30.28	264.00	Horizontal	Vertical	Pass
2591.000	-38.11	1.69	-25.0	-13.11	165.00	Horizontal	Vertical	N/A
6979.200	-41.19	13.90	-25.0	-16.19	310.00	Horizontal	Vertical	Pass
13578.450	-45.82	10.67	-25.0	-20.82	292.00	Horizontal	Vertical	Pass
19378.276	-45.75	15.17	-25.0	-20.75	102.00	Horizontal	Vertical	Pass

RSE-V&V LTE Band 38 BW10 CH38000



Frequency (MHz)	Result (dBm)	Factor (dB)	PK Limit (dBm)	Over Limit (dB)	Table (o)	ANT	EUT	Verdict
53.183	-68.59	-16.22	-25.0	-43.59	83.00	Vertical	Vertical	Pass
1417.900	-55.65	-2.64	-25.0	-30.65	101.00	Vertical	Vertical	Pass
2591.000	-40.62	1.69	-25.0	-15.62	200.00	Vertical	Vertical	N/A
6612.800	-42.31	12.34	-25.0	-17.31	276.00	Vertical	Vertical	Pass
13385.250	-46.25	10.81	-25.0	-21.25	257.00	Vertical	Vertical	Pass
19903.150	-45.32	16.24	-25.0	-20.32	224.00	Vertical	Vertical	Pass

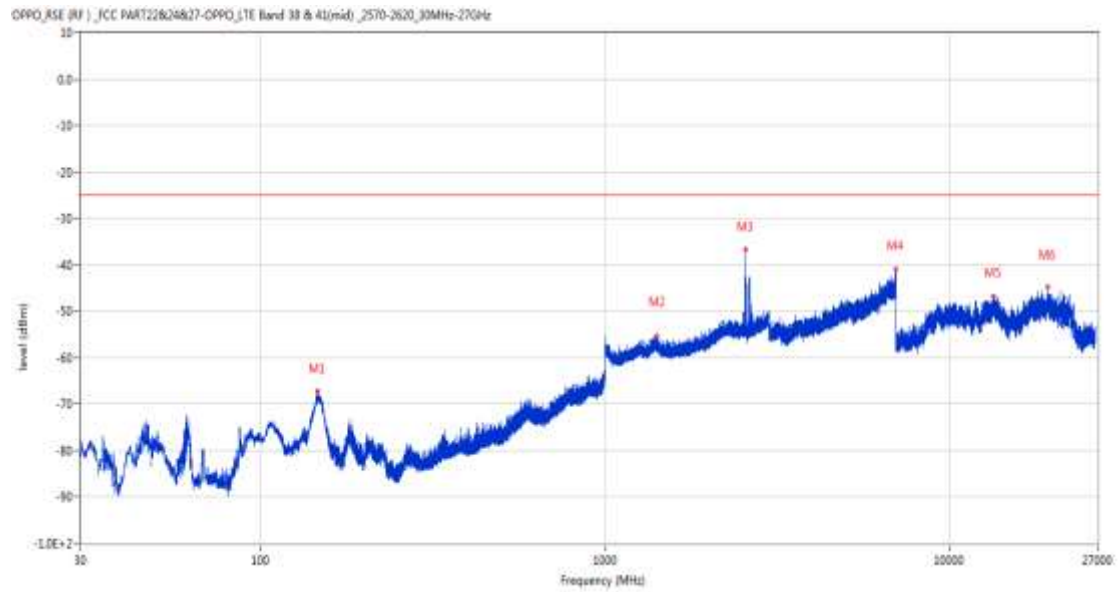
RSE-V&H LTE Band 38 BW10 CH38000



Frequency (MHz)	Result (dBm)	Factor (dB)	PK Limit (dBm)	Over Limit (dB)	Table (o)	ANT	EUT	Verdict
49.206	-67.95	-15.92	-25.0	-42.95	157.00	Vertical	Horizontal	Pass
1377.700	-55.19	-2.77	-25.0	-30.19	0.00	Vertical	Horizontal	Pass
2591.000	-43.89	1.69	-25.0	-18.89	51.00	Vertical	Horizontal	N/A
6995.800	-41.04	13.55	-25.0	-16.04	82.00	Vertical	Horizontal	Pass
13417.800	-46.12	10.95	-25.0	-21.12	100.00	Vertical	Horizontal	Pass
19325.575	-45.11	16.16	-25.0	-20.11	230.00	Vertical	Horizontal	Pass

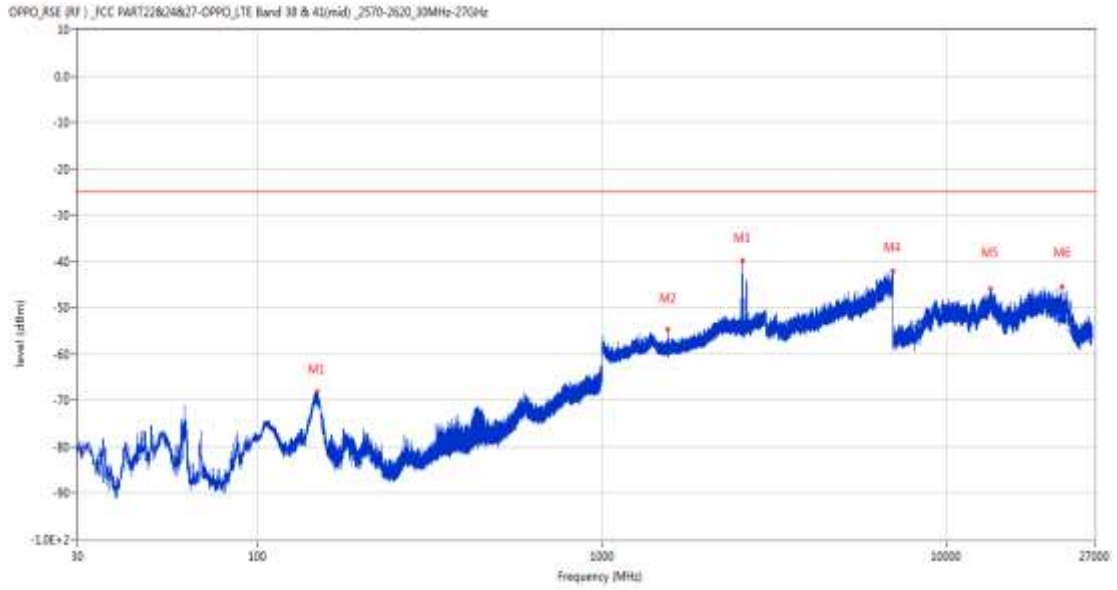
34.3 LTE Band 38 BW15, Middle Channel

RSE-H&H LTE Band 38 BW15 CH38000



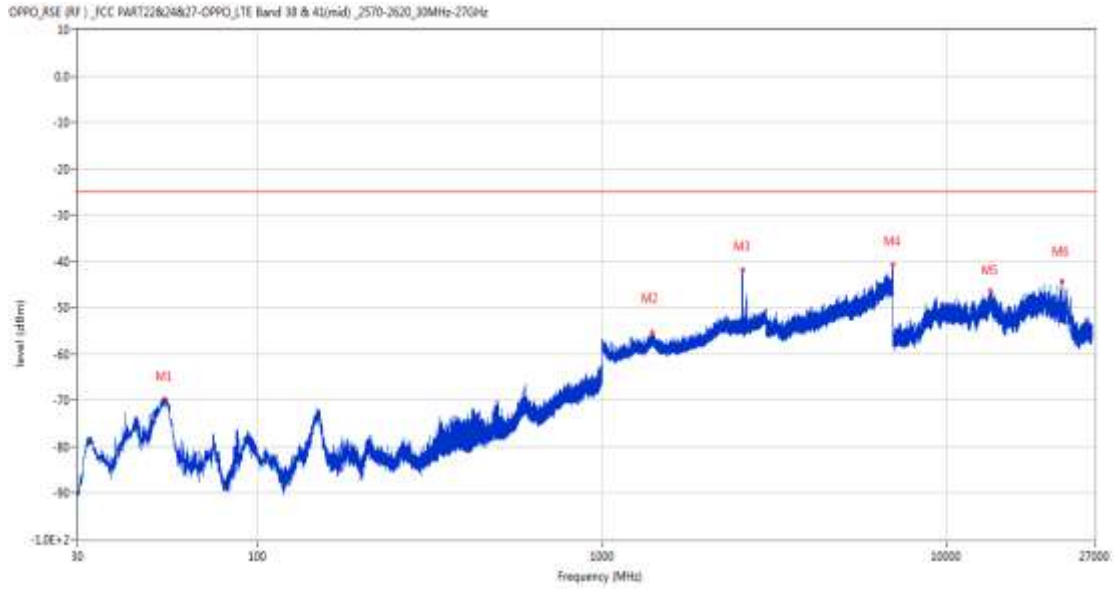
Frequency (MHz)	Result (dBm)	Factor (dB)	PK Limit (dBm)	Over Limit (dB)	Table (o)	ANT	EUT	Verdict
146.303	-67.22	-15.15	-25.0	-42.22	354.00	Horizontal	Horizontal	Pass
1416.300	-55.41	-2.64	-25.0	-30.41	16.00	Horizontal	Horizontal	Pass
2562.500	-36.79	1.42	-25.0	-11.79	332.00	Horizontal	Horizontal	N/A
6999.800	-41.00	13.65	-25.0	-16.00	344.00	Horizontal	Horizontal	Pass
13418.588	-46.91	10.96	-25.0	-21.91	8.00	Horizontal	Horizontal	Pass
19289.448	-44.84	15.27	-25.0	-19.84	156.00	Horizontal	Horizontal	Pass

RSE-H&V LTE Band 38 BW15 CH38000



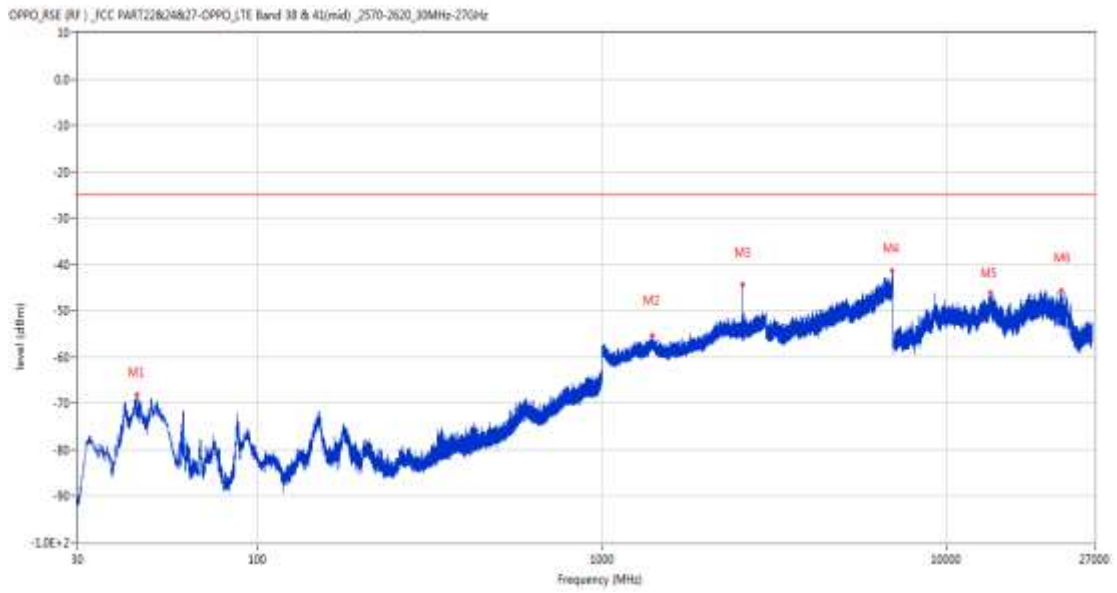
Frequency (MHz)	Result (dBm)	Factor (dB)	PK Limit (dBm)	Over Limit (dB)	Table (o)	ANT	EUT	Verdict
149.019	-68.16	-14.69	-25.0	-43.16	0.00	Horizontal	Vertical	Pass
1556.300	-54.64	-4.11	-25.0	-29.64	194.00	Horizontal	Vertical	Pass
2565.200	-39.93	1.44	-25.0	-14.93	50.00	Horizontal	Vertical	N/A
6986.400	-42.05	13.70	-25.0	-17.05	181.00	Horizontal	Vertical	Pass
13445.888	-45.98	11.43	-25.0	-20.98	160.00	Horizontal	Vertical	Pass
21646.926	-45.52	14.71	-25.0	-20.52	336.00	Horizontal	Vertical	Pass

RSE-V&V LTE Band 38 BW15 CH38000



Frequency (MHz)	Result (dBm)	Factor (dB)	PK Limit (dBm)	Over Limit (dB)	Table (o)	ANT	EUT	Verdict
53.765	-69.75	-16.46	-25.0	-44.75	101.00	Vertical	Vertical	Pass
1402.000	-55.29	-2.03	-25.0	-30.29	307.00	Vertical	Vertical	Pass
2563.300	-41.76	1.42	-25.0	-16.76	0.00	Vertical	Vertical	N/A
6996.200	-40.66	13.57	-25.0	-15.66	54.00	Vertical	Vertical	Pass
13450.087	-46.34	11.51	-25.0	-21.34	179.00	Vertical	Vertical	Pass
21628.226	-44.29	14.70	-25.0	-19.29	17.00	Vertical	Vertical	Pass

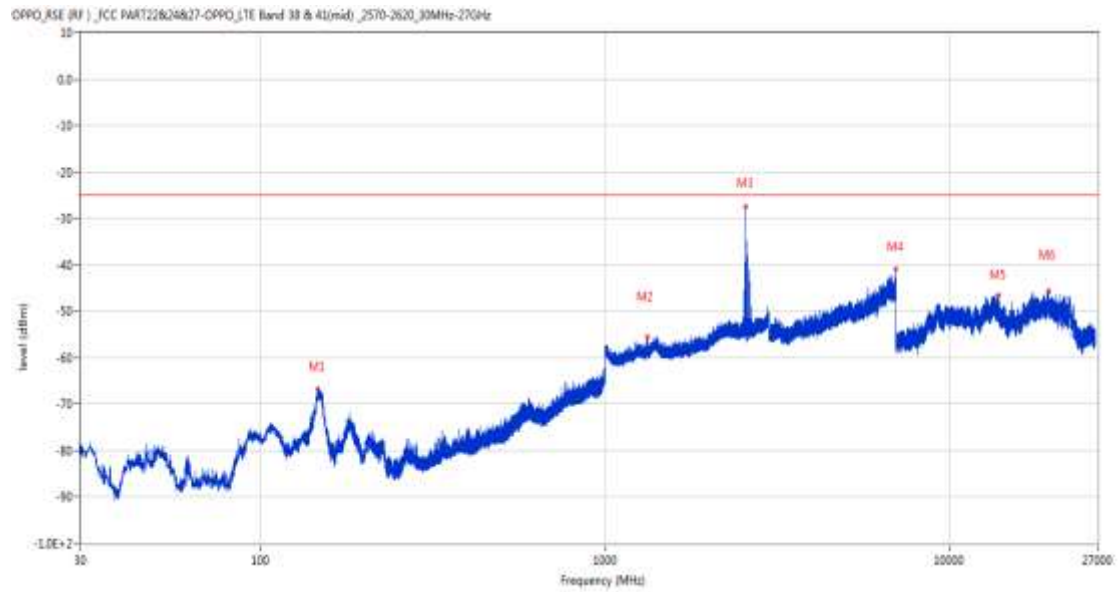
RSE-V&H LTE Band 38 BW15 CH38000



Frequency (MHz)	Result (dBm)	Factor (dB)	PK Limit (dBm)	Over Limit (dB)	Table (o)	ANT	EUT	Verdict
44.550	-68.11	-15.26	-25.0	-43.11	254.00	Vertical	Horizontal	Pass
1397.700	-55.35	-2.12	-25.0	-30.35	7.00	Vertical	Horizontal	Pass
2562.400	-44.37	1.42	-25.0	-19.37	190.00	Vertical	Horizontal	N/A
6978.200	-41.34	13.92	-25.0	-16.34	217.00	Vertical	Horizontal	Pass
13448.513	-46.14	11.48	-25.0	-21.14	50.00	Vertical	Horizontal	Pass
21614.625	-45.63	14.70	-25.0	-20.63	228.00	Vertical	Horizontal	Pass

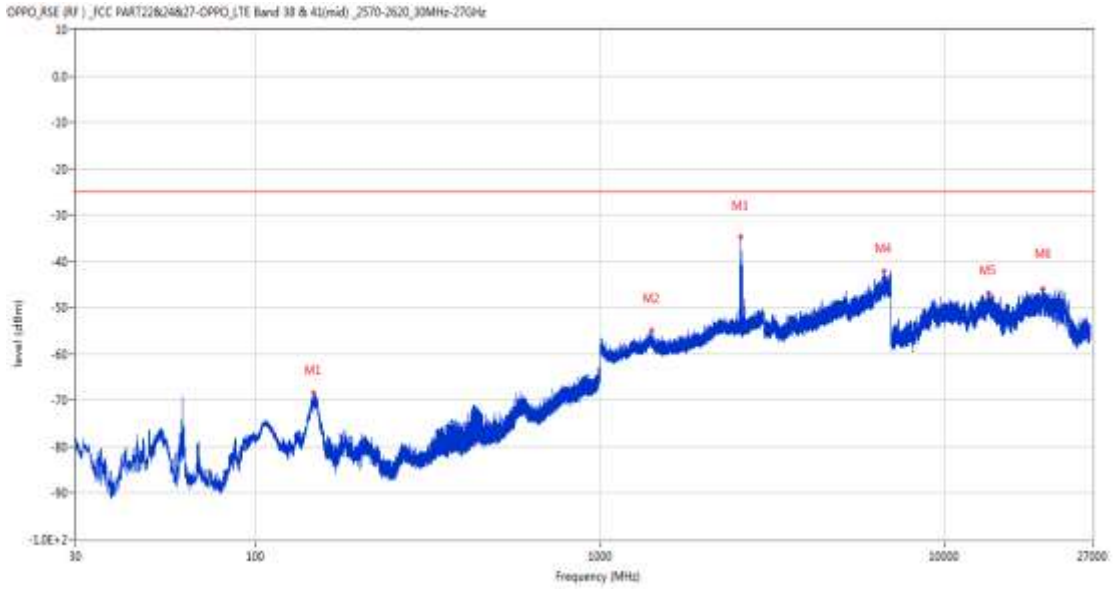
34.4 LTE Band 38 BW20, Middle Channel

RSE-H&H LTE Band 38 BW20 CH38000



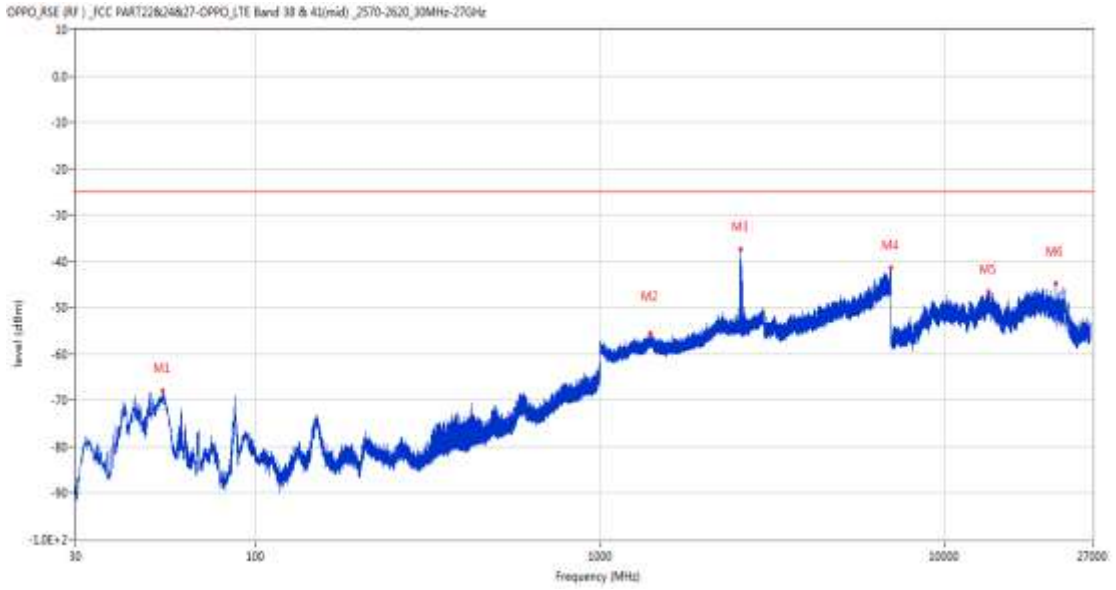
Frequency (MHz)	Result (dBm)	Factor (dB)	PK Limit (dBm)	Over Limit (dB)	Table (o)	ANT	EUT	Verdict
146.546	-66.66	-15.12	-25.0	-41.66	193.00	Horizontal	Horizontal	Pass
1328.500	-55.61	-3.70	-25.0	-30.61	261.00	Horizontal	Horizontal	Pass
2562.800	-27.53	1.42	-25.0	-2.53	113.00	Horizontal	Horizontal	N/A
6996.400	-41.02	13.58	-25.0	-16.02	32.00	Horizontal	Horizontal	Pass
13893.188	-46.67	10.19	-25.0	-21.67	11.00	Horizontal	Horizontal	Pass
19413.975	-45.76	14.28	-25.0	-20.76	186.00	Horizontal	Horizontal	Pass

RSE-H&V LTE Band 38 BW20 CH38000



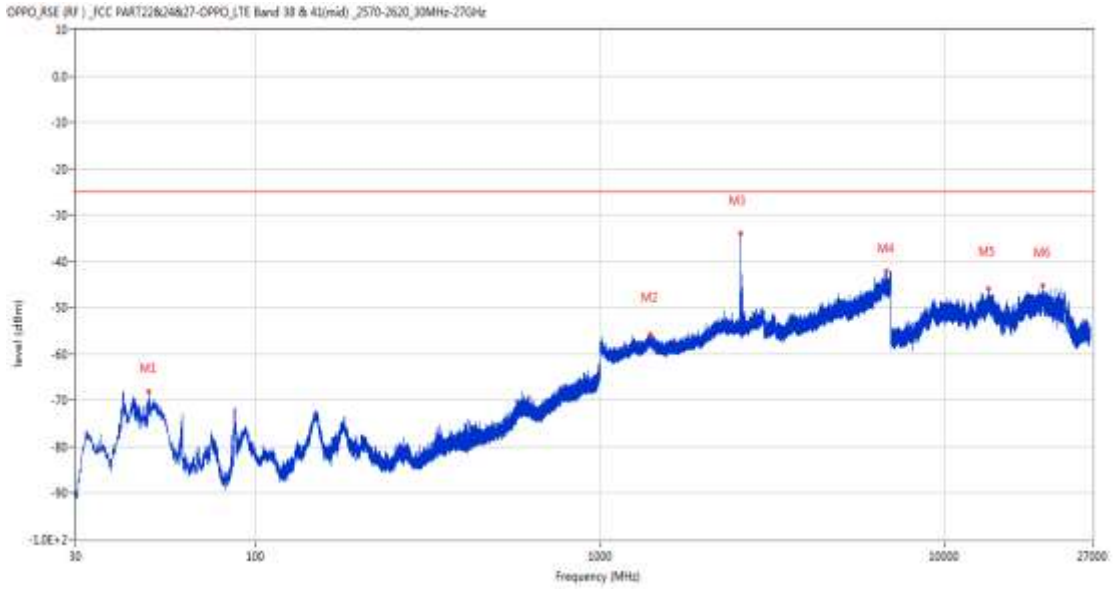
Frequency (MHz)	Result (dBm)	Factor (dB)	PK Limit (dBm)	Over Limit (dB)	Table (o)	ANT	EUT	Verdict
147.855	-68.46	-14.90	-25.0	-43.46	360.00	Horizontal	Vertical	Pass
1416.900	-54.95	-2.63	-25.0	-29.95	109.00	Horizontal	Vertical	Pass
2560.800	-34.67	1.40	-25.0	-9.67	140.00	Horizontal	Vertical	N/A
6676.800	-42.03	11.73	-25.0	-17.03	313.00	Horizontal	Vertical	Pass
13422.788	-46.90	11.02	-25.0	-21.90	329.00	Horizontal	Vertical	Pass
19310.698	-45.80	15.84	-25.0	-20.80	47.00	Horizontal	Vertical	Pass

RSE-V&V LTE Band 38 BW20 CH38000



Frequency (MHz)	Result (dBm)	Factor (dB)	PK Limit (dBm)	Over Limit (dB)	Table (o)	ANT	EUT	Verdict
53.668	-67.95	-16.42	-25.0	-42.95	74.00	Vertical	Vertical	Pass
1402.500	-55.57	-2.07	-25.0	-30.57	63.00	Vertical	Vertical	Pass
2563.400	-37.35	1.43	-25.0	-12.35	1.00	Vertical	Vertical	N/A
6994.400	-41.50	13.61	-25.0	-16.50	28.00	Vertical	Vertical	Pass
13397.588	-46.47	10.71	-25.0	-21.47	0.00	Vertical	Vertical	Pass
21030.250	-44.83	14.51	-25.0	-19.83	113.00	Vertical	Vertical	Pass

RSE-V&H LTE Band 38 BW20 CH38000

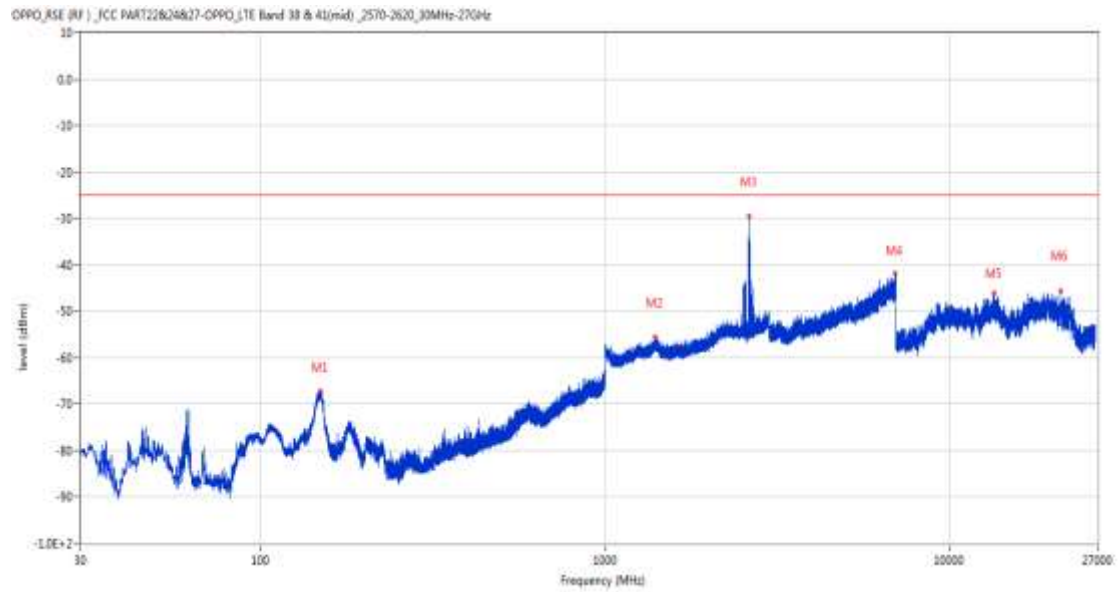


Frequency (MHz)	Result (dBm)	Factor (dB)	PK Limit (dBm)	Over Limit (dB)	Table (o)	ANT	EUT	Verdict
49.060	-68.12	-15.97	-25.0	-43.12	51.00	Vertical	Horizontal	Pass
1402.000	-55.79	-2.03	-25.0	-30.79	257.00	Vertical	Horizontal	Pass
2562.400	-33.94	1.42	-25.0	-8.94	49.00	Vertical	Horizontal	N/A
6810.600	-42.14	11.77	-25.0	-17.14	39.00	Vertical	Horizontal	Pass
13455.863	-45.85	11.48	-25.0	-20.85	267.00	Vertical	Horizontal	Pass
19284.775	-45.27	15.22	-25.0	-20.27	128.00	Vertical	Horizontal	Pass

35 LTE Band 41

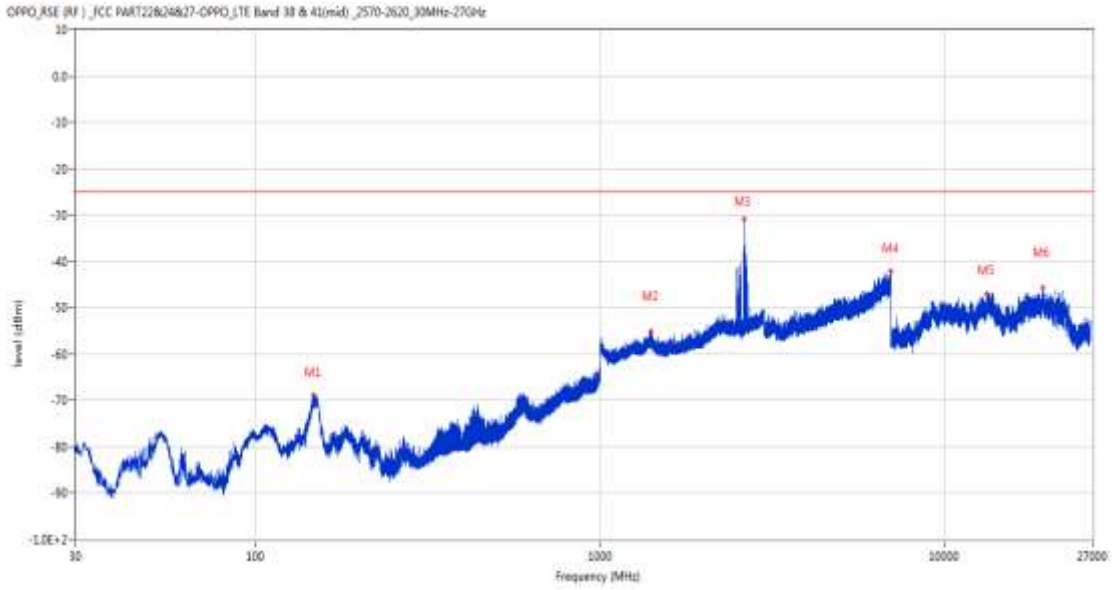
35.1 LTE Band 41 BW5, Middle Channel

RSE-H&H LTE Band 41 BW5 CH40765



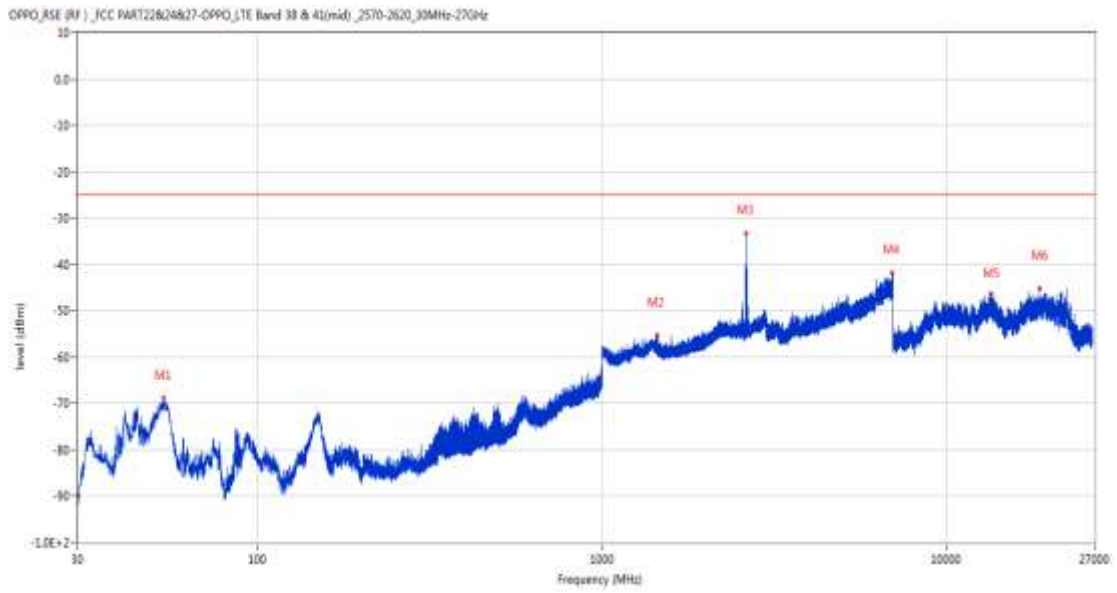
Frequency (MHz)	Result (dBm)	Factor (dB)	PK Limit (dBm)	Over Limit (dB)	Table (o)	ANT	EUT	Verdict
149.262	-67.16	-14.64	-25.0	-42.16	193.00	Horizontal	Horizontal	Pass
1399.800	-55.54	-1.98	-25.0	-30.54	0.00	Horizontal	Horizontal	Pass
2629.100	-29.47	2.03	-25.0	-4.47	343.00	Horizontal	Horizontal	N/A
6977.800	-41.85	13.88	-25.0	-16.85	308.00	Horizontal	Horizontal	Pass
13491.562	-46.21	10.88	-25.0	-21.21	212.00	Horizontal	Horizontal	Pass
21037.050	-45.78	14.51	-25.0	-20.78	345.00	Horizontal	Horizontal	Pass

RSE-H&V LTE Band 41 BW5 CH40765



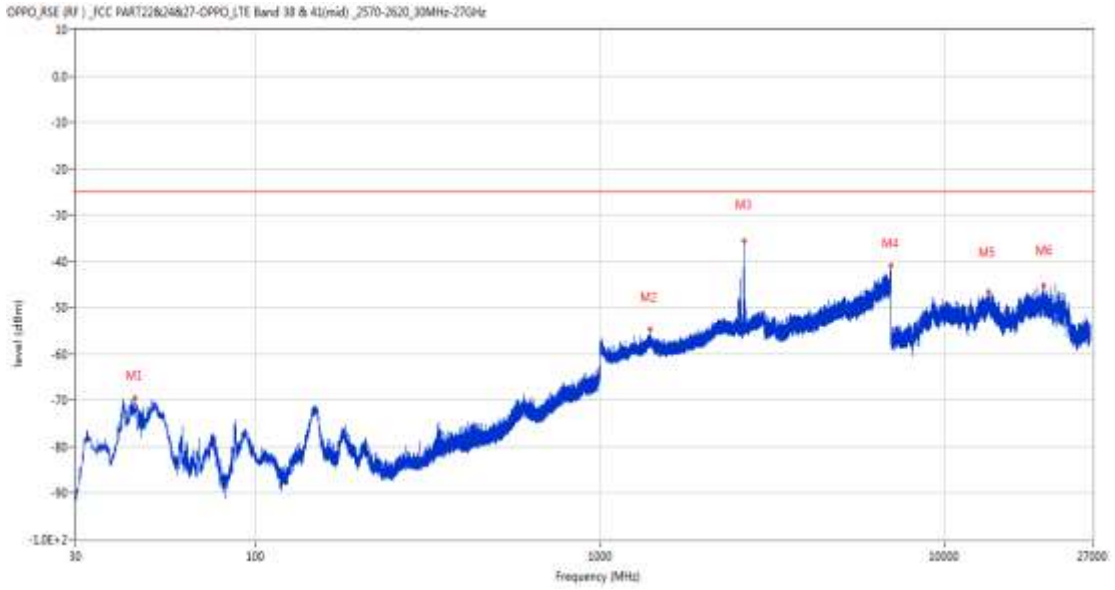
Frequency (MHz)	Result (dBm)	Factor (dB)	PK Limit (dBm)	Over Limit (dB)	Table (o)	ANT	EUT	Verdict
147.467	-68.91	-14.96	-25.0	-43.91	206.00	Horizontal	Vertical	Pass
1408.500	-55.04	-2.41	-25.0	-30.04	156.00	Horizontal	Vertical	Pass
2630.600	-30.82	2.04	-25.0	-5.82	156.00	Horizontal	Vertical	N/A
6983.600	-42.09	13.84	-25.0	-17.09	191.00	Horizontal	Vertical	Pass
13256.887	-46.95	10.03	-25.0	-21.95	187.00	Horizontal	Vertical	Pass
19329.825	-45.76	16.10	-25.0	-20.76	216.00	Horizontal	Vertical	Pass

RSE-V&V LTE Band 41 BW5 CH40765



Frequency (MHz)	Result (dBm)	Factor (dB)	PK Limit (dBm)	Over Limit (dB)	Table (o)	ANT	EUT	Verdict
53.377	-68.83	-16.31	-25.0	-43.83	135.00	Vertical	Vertical	Pass
1444.500	-55.29	-3.55	-25.0	-30.29	343.00	Vertical	Vertical	Pass
2626.500	-33.27	2.01	-25.0	-8.27	206.00	Vertical	Vertical	N/A
6967.000	-41.97	13.30	-25.0	-16.97	334.00	Vertical	Vertical	Pass
13536.713	-46.43	10.45	-25.0	-21.43	334.00	Vertical	Vertical	Pass
18638.776	-45.16	11.78	-25.0	-20.16	359.00	Vertical	Vertical	Pass

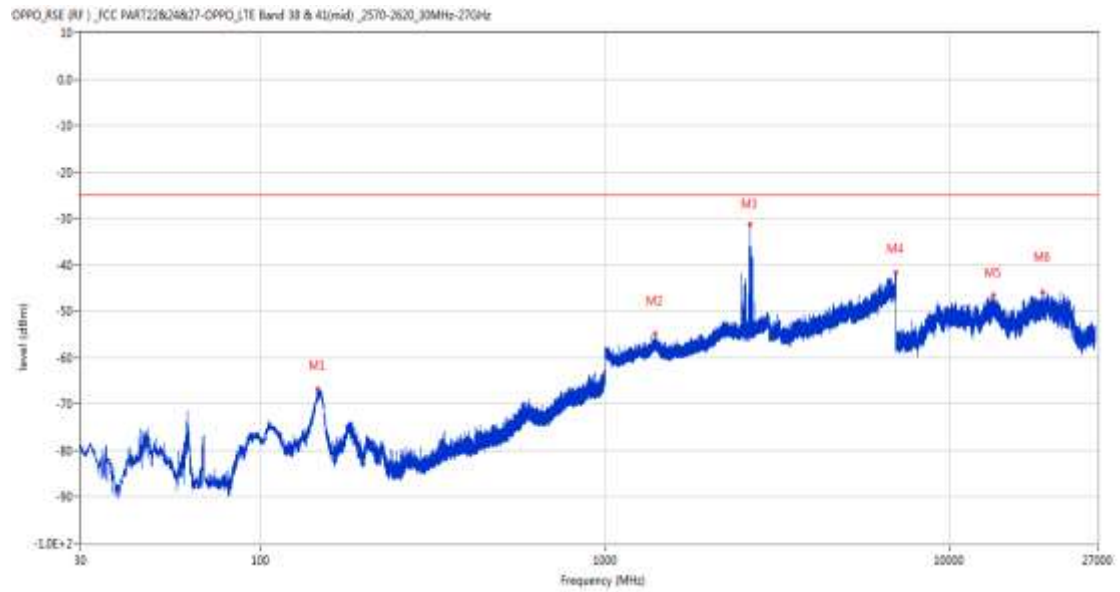
RSE-V&H LTE Band 41 BW5 CH40765



Frequency (MHz)	Result (dBm)	Factor (dB)	PK Limit (dBm)	Over Limit (dB)	Table (o)	ANT	EUT	Verdict
44.599	-69.47	-15.35	-25.0	-44.47	145.00	Vertical	Horizontal	Pass
1396.800	-54.62	-2.13	-25.0	-29.62	191.00	Vertical	Horizontal	Pass
2627.700	-35.63	2.02	-25.0	-10.63	114.00	Vertical	Horizontal	N/A
6991.000	-40.95	13.49	-25.0	-15.95	150.00	Vertical	Horizontal	Pass
13462.950	-46.55	11.40	-25.0	-21.55	162.00	Vertical	Horizontal	Pass
19412.275	-45.15	14.30	-25.0	-20.15	148.00	Vertical	Horizontal	Pass

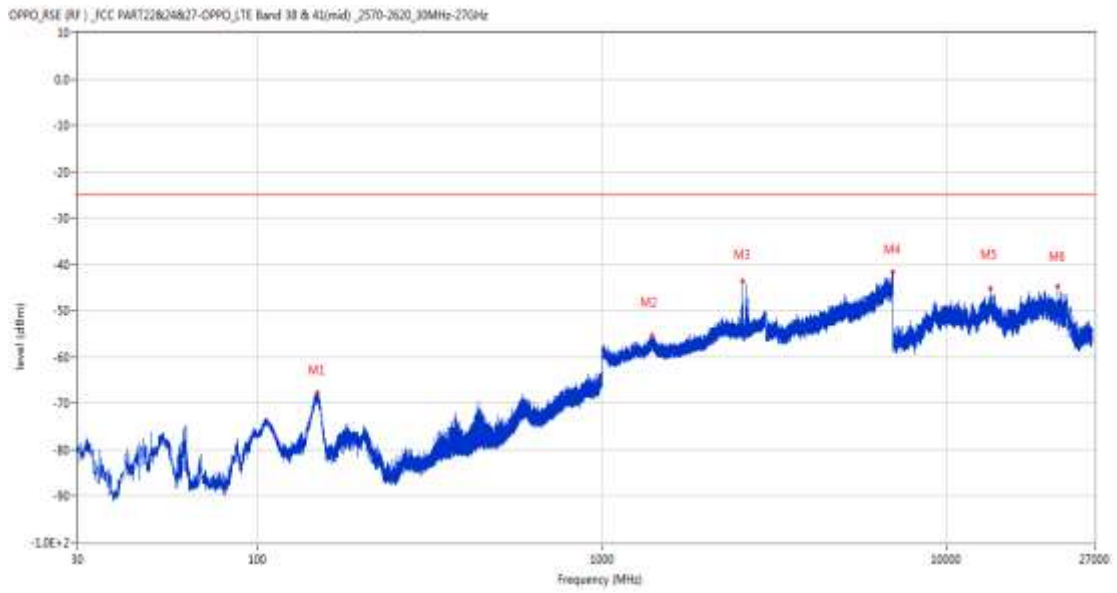
35.2 LTE Band 41 BW10, Middle Channel

RSE-H&H LTE Band 41 BW10 CH40765



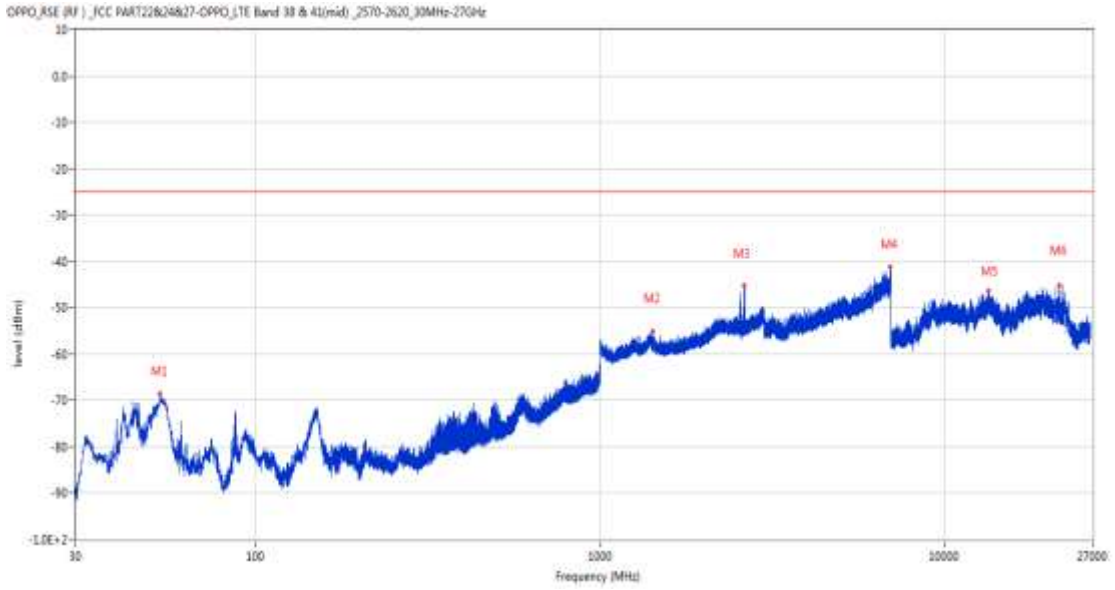
Frequency (MHz)	Result (dBm)	Factor (dB)	PK Limit (dBm)	Over Limit (dB)	Table (o)	ANT	EUT	Verdict
146.594	-66.71	-15.11	-25.0	-41.71	177.00	Horizontal	Horizontal	Pass
1400.000	-54.94	-1.96	-25.0	-29.94	134.00	Horizontal	Horizontal	Pass
2643.600	-31.24	1.56	-25.0	-6.24	360.00	Horizontal	Horizontal	N/A
6993.200	-41.62	13.64	-25.0	-16.62	147.00	Horizontal	Horizontal	Pass
13403.888	-46.53	10.75	-25.0	-21.53	195.00	Horizontal	Horizontal	Pass
18680.850	-46.00	12.47	-25.0	-21.00	94.00	Horizontal	Horizontal	Pass

RSE-H&V LTE Band 41 BW10 CH40765



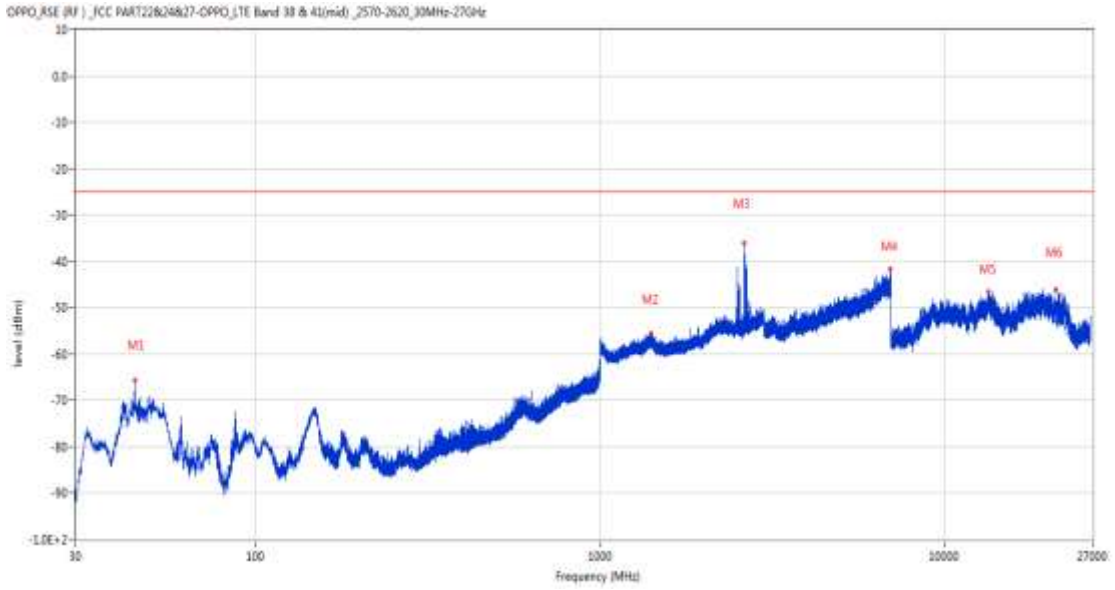
Frequency (MHz)	Result (dBm)	Factor (dB)	PK Limit (dBm)	Over Limit (dB)	Table (o)	ANT	EUT	Verdict
149.116	-67.57	-14.67	-25.0	-42.57	-1.00	Horizontal	Vertical	Pass
1402.600	-55.37	-2.08	-25.0	-30.37	71.00	Horizontal	Vertical	Pass
2559.700	-43.71	1.39	-25.0	-18.71	128.00	Horizontal	Vertical	N/A
6981.400	-41.62	13.83	-25.0	-16.62	319.00	Horizontal	Vertical	Pass
13442.213	-45.23	11.35	-25.0	-20.23	65.00	Horizontal	Vertical	Pass
21035.350	-44.77	14.51	-25.0	-19.77	133.00	Horizontal	Vertical	Pass

RSE-V&V LTE Band 41 BW10 CH40765



Frequency (MHz)	Result (dBm)	Factor (dB)	PK Limit (dBm)	Over Limit (dB)	Table (o)	ANT	EUT	Verdict
52.843	-68.67	-16.06	-25.0	-43.67	72.00	Vertical	Vertical	Pass
1420.100	-55.14	-2.69	-25.0	-30.14	265.00	Vertical	Vertical	Pass
2625.900	-45.24	2.00	-25.0	-20.24	85.00	Vertical	Vertical	N/A
6978.000	-41.17	13.90	-25.0	-16.17	290.00	Vertical	Vertical	Pass
13454.287	-46.34	11.49	-25.0	-21.34	0.00	Vertical	Vertical	Pass
21621.000	-45.24	14.70	-25.0	-20.24	352.00	Vertical	Vertical	Pass

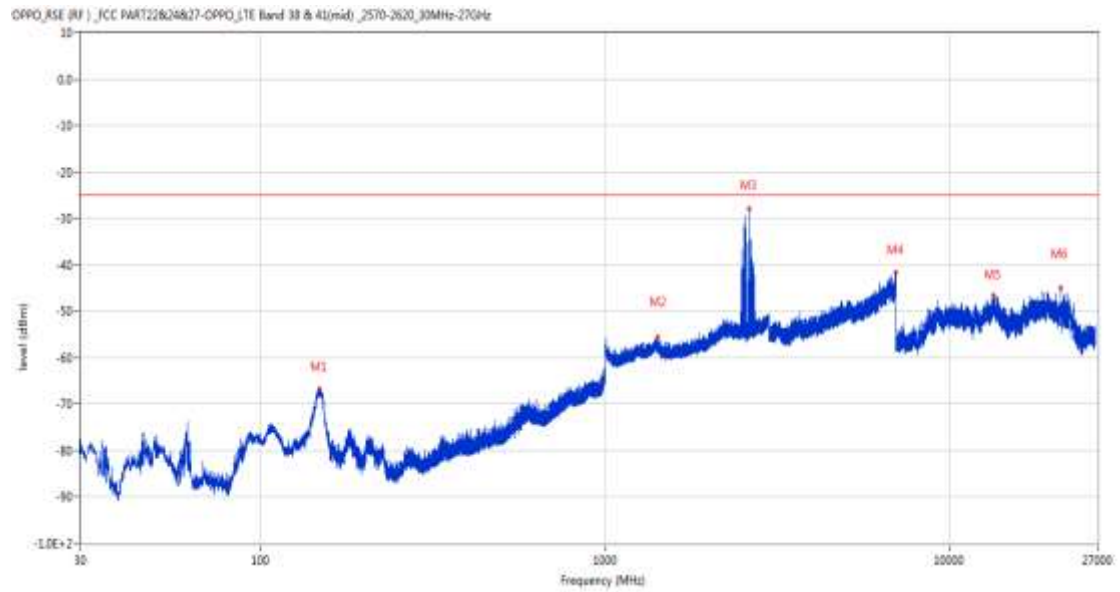
RSE-V&H LTE Band 41 BW10 CH40765



Frequency (MHz)	Result (dBm)	Factor (dB)	PK Limit (dBm)	Over Limit (dB)	Table (o)	ANT	EUT	Verdict
44.550	-65.63	-15.26	-25.0	-40.63	114.00	Vertical	Horizontal	Pass
1406.400	-55.56	-2.39	-25.0	-30.56	60.00	Vertical	Horizontal	Pass
2629.000	-36.02	2.03	-25.0	-11.02	21.00	Vertical	Horizontal	N/A
6975.000	-41.63	13.72	-25.0	-16.63	286.00	Vertical	Horizontal	Pass
13426.201	-46.63	11.08	-25.0	-21.63	6.00	Vertical	Horizontal	Pass
21039.176	-46.23	14.51	-25.0	-21.23	141.00	Vertical	Horizontal	Pass

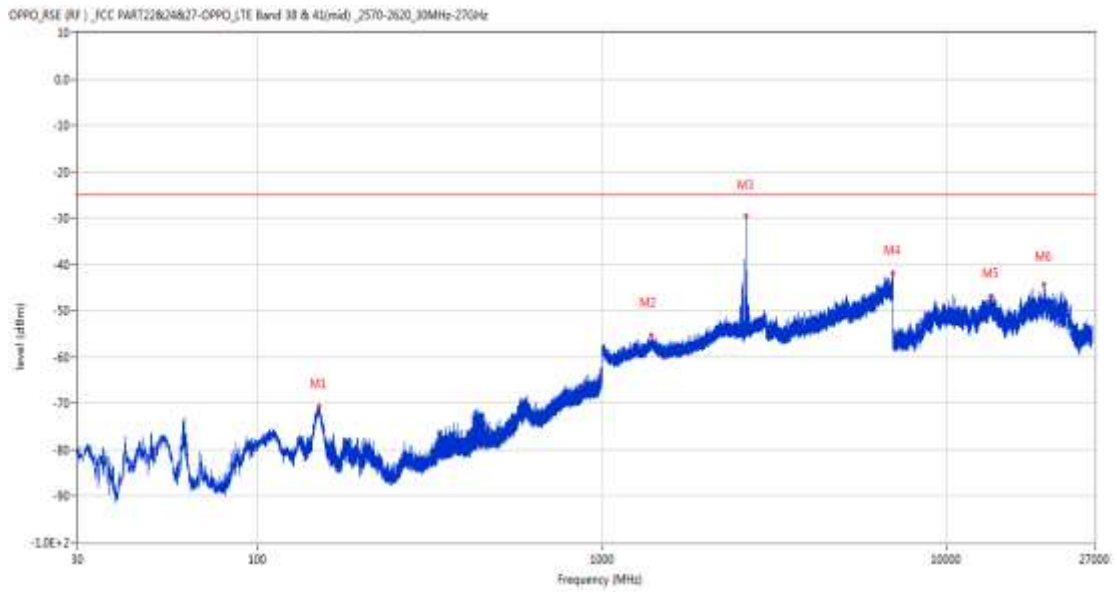
35.3 LTE Band 41 BW15, Middle Channel

RSE-H&H LTE Band 41 BW15 CH40765



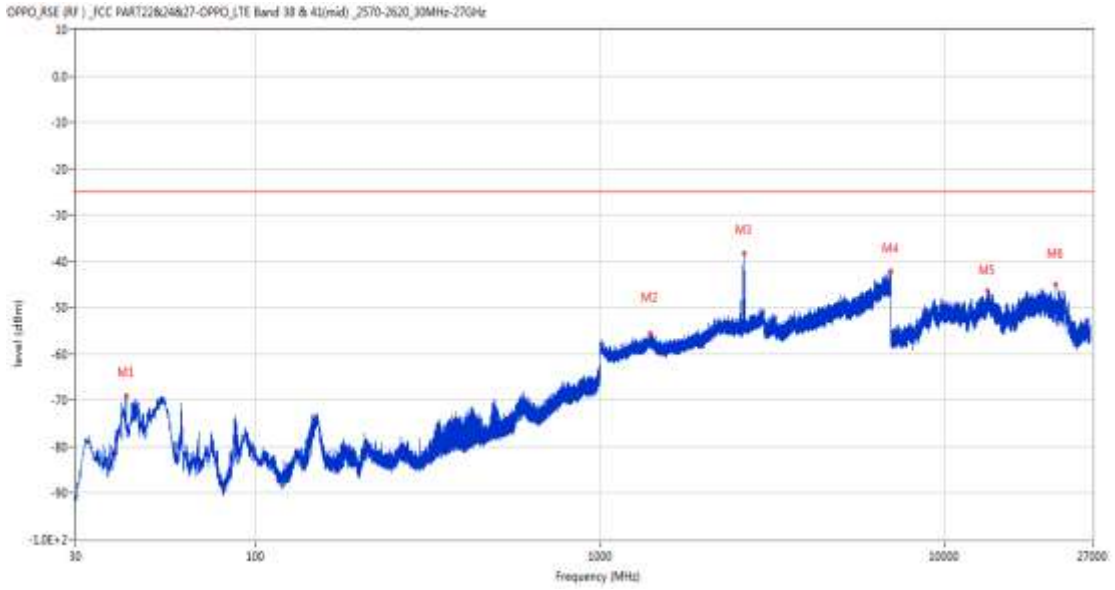
Frequency (MHz)	Result (dBm)	Factor (dB)	PK Limit (dBm)	Over Limit (dB)	Table (o)	ANT	EUT	Verdict
147.904	-66.86	-14.89	-25.0	-41.86	184.00	Horizontal	Horizontal	Pass
1427.700	-55.64	-2.96	-25.0	-30.64	45.00	Horizontal	Horizontal	Pass
2626.700	-27.99	2.01	-25.0	-2.99	130.00	Horizontal	Horizontal	N/A
6999.800	-41.64	13.65	-25.0	-16.64	192.00	Horizontal	Horizontal	Pass
13420.162	-46.53	10.98	-25.0	-21.53	292.00	Horizontal	Horizontal	Pass
21031.948	-44.95	14.51	-25.0	-19.95	138.00	Horizontal	Horizontal	Pass

RSE-H&V LTE Band 41 BW15 CH40765



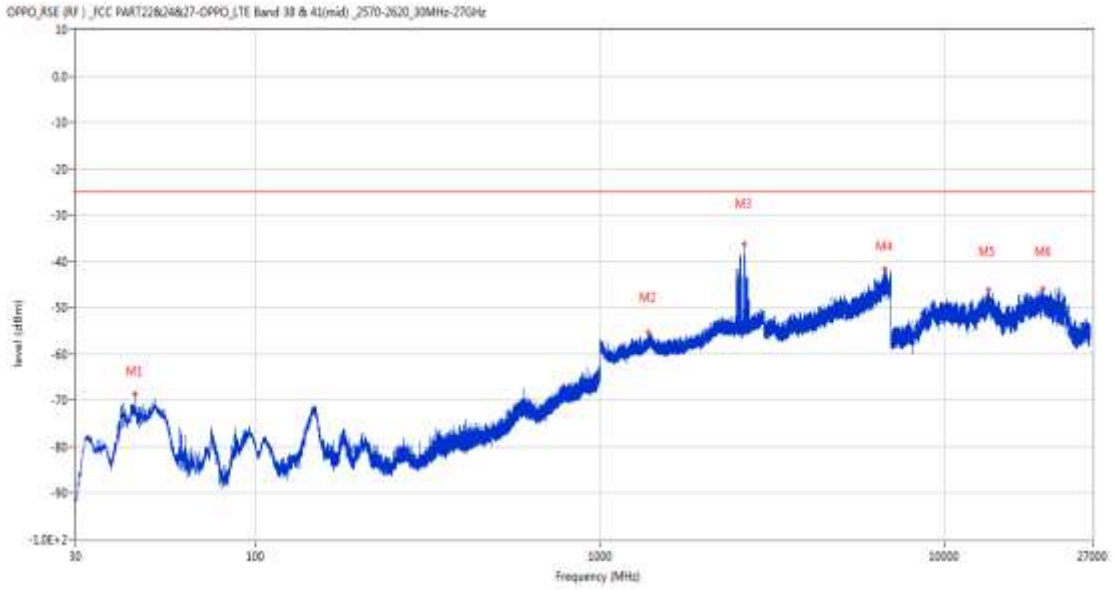
Frequency (MHz)	Result (dBm)	Factor (dB)	PK Limit (dBm)	Over Limit (dB)	Table (o)	ANT	EUT	Verdict
150.814	-70.70	-14.46	-25.0	-45.70	198.00	Horizontal	Vertical	Pass
1393.300	-55.34	-2.37	-25.0	-30.34	57.00	Horizontal	Vertical	Pass
2624.900	-29.46	1.99	-25.0	-4.46	158.00	Horizontal	Vertical	N/A
6997.600	-41.93	13.62	-25.0	-16.93	52.00	Horizontal	Vertical	Pass
13515.975	-46.84	10.53	-25.0	-21.84	226.00	Horizontal	Vertical	Pass
19202.750	-44.25	13.99	-25.0	-19.25	334.00	Horizontal	Vertical	Pass

RSE-V&V LTE Band 41 BW15 CH40765



Frequency (MHz)	Result (dBm)	Factor (dB)	PK Limit (dBm)	Over Limit (dB)	Table (o)	ANT	EUT	Verdict
42.077	-69.11	-16.99	-25.0	-44.11	149.00	Vertical	Vertical	Pass
1400.000	-55.58	-1.96	-25.0	-30.58	220.00	Vertical	Vertical	Pass
2626.700	-38.32	2.01	-25.0	-13.32	308.00	Vertical	Vertical	N/A
6998.800	-42.03	13.64	-25.0	-17.03	5.00	Vertical	Vertical	Pass
13324.613	-46.31	10.79	-25.0	-21.31	40.00	Vertical	Vertical	Pass
21027.699	-45.03	14.51	-25.0	-20.03	294.00	Vertical	Vertical	Pass

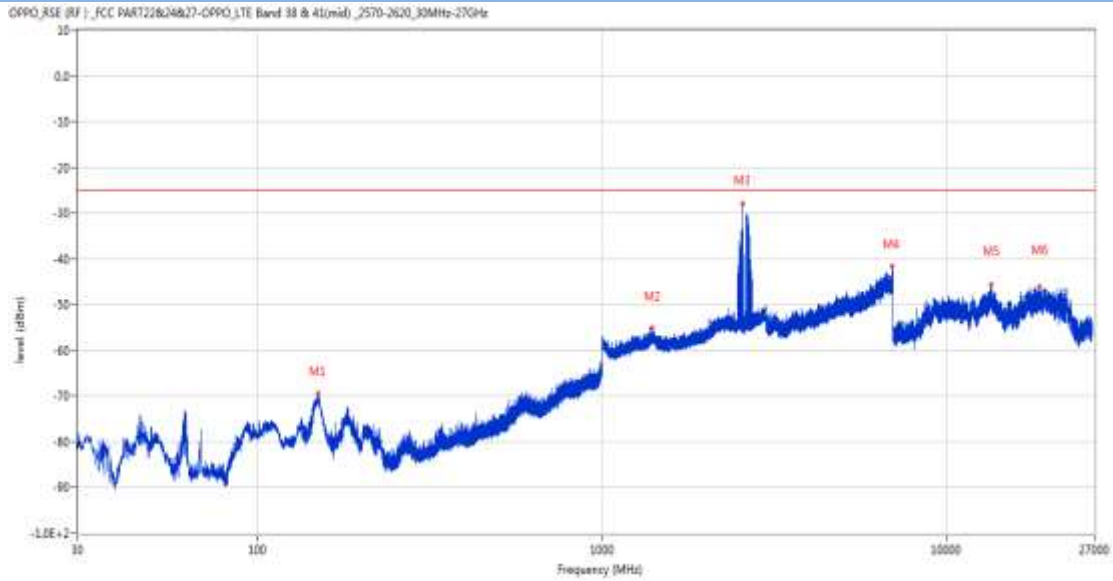
RSE-V&H LTE Band 41 BW15 CH40765



Frequency (MHz)	Result (dBm)	Factor (dB)	PK Limit (dBm)	Over Limit (dB)	Table (o)	ANT	EUT	Verdict
44.599	-68.53	-15.35	-25.0	-43.53	177.00	Vertical	Horizontal	Pass
1379.500	-55.29	-2.59	-25.0	-30.29	350.00	Vertical	Horizontal	Pass
2627.900	-36.17	2.02	-25.0	-11.17	114.00	Vertical	Horizontal	N/A
6740.600	-41.62	12.00	-25.0	-16.62	184.00	Vertical	Horizontal	Pass
13457.438	-46.13	11.47	-25.0	-21.13	351.00	Vertical	Horizontal	Pass
19348.099	-45.79	15.74	-25.0	-20.79	34.00	Vertical	Horizontal	Pass

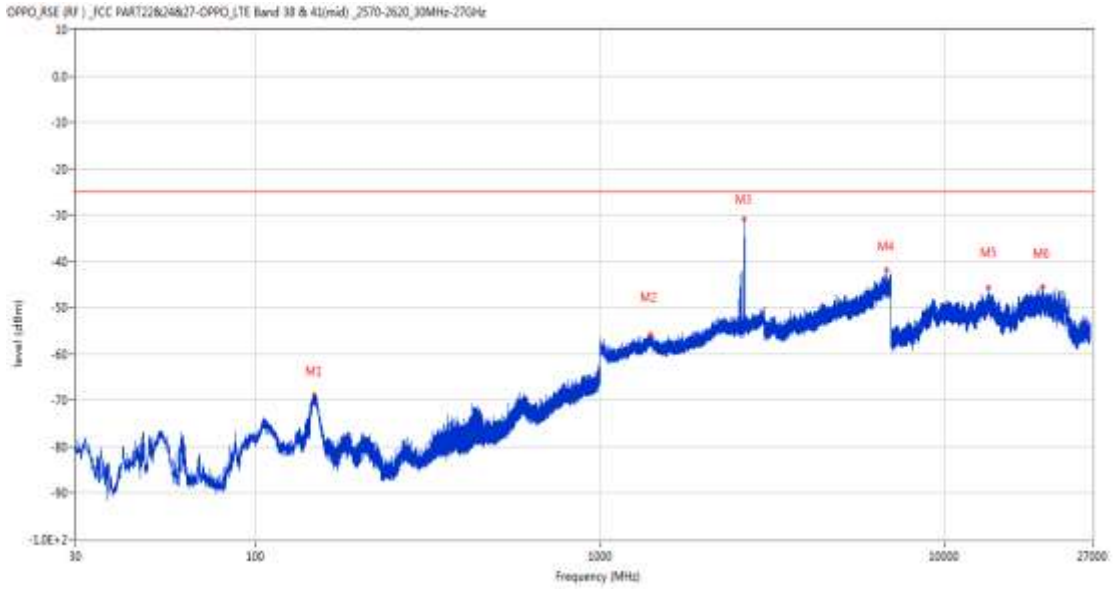
35.4 LTE Band 41 BW20, Middle Channel

RSE-H&H LTE Band 41 BW20 CH40765



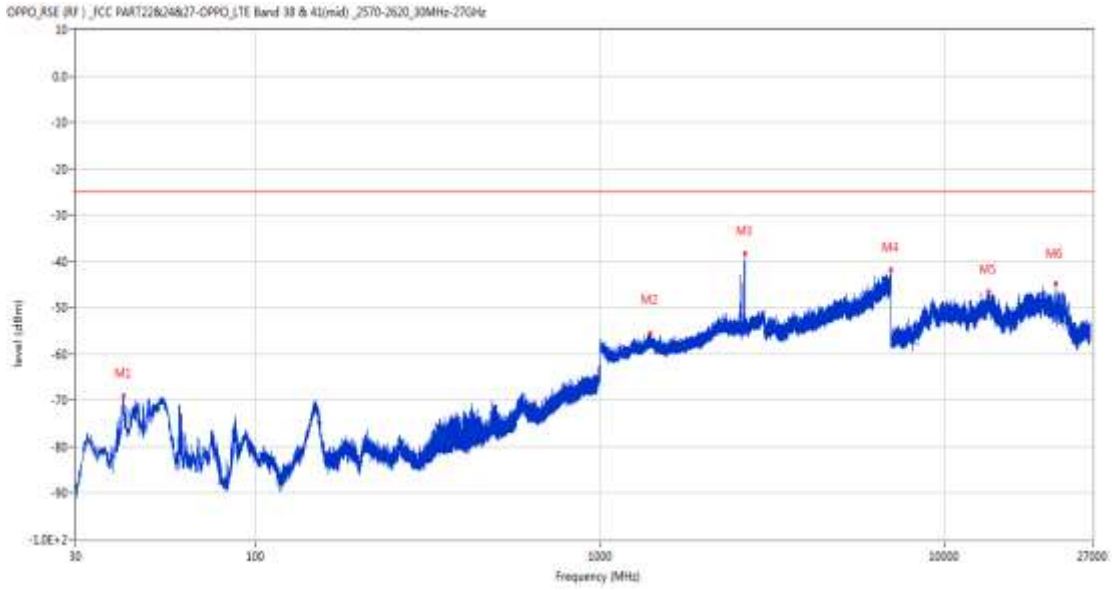
Frequency (MHz)	Result (dBm)	Factor (dB)	PK Limit (dBm)	Over Limit (dB)	Table (o)	ANT	EUT	Verdict
149.941	-69.43	-14.51	-25.0	-44.43	169.00	Horizontal	Horizontal	Pass
1398.700	-55.04	-2.08	-25.0	-30.04	169.00	Horizontal	Horizontal	Pass
2562.800	-27.98	1.42	-25.0	-2.98	134.00	Horizontal	Horizontal	N/A
6974.200	-41.66	13.70	-25.0	-16.66	9.00	Horizontal	Horizontal	Pass
13476.600	-45.78	11.15	-25.0	-20.78	43.00	Horizontal	Horizontal	Pass
18668.950	-46.08	12.30	-25.0	-21.08	210.00	Horizontal	Horizontal	Pass

RSE-H&V LTE Band 41 BW20 CH40765



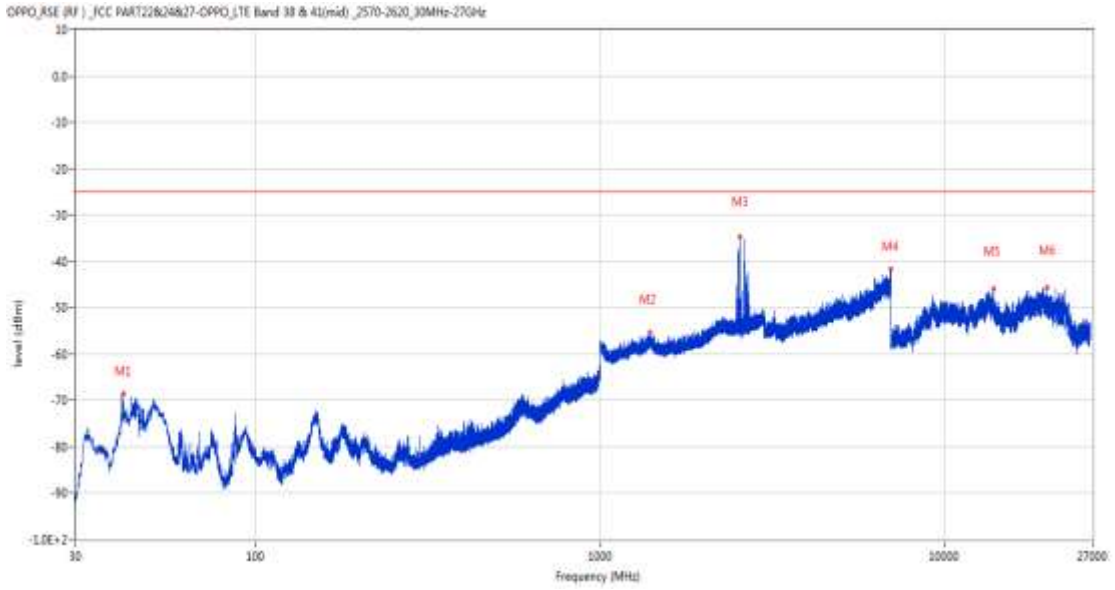
Frequency (MHz)	Result (dBm)	Factor (dB)	PK Limit (dBm)	Over Limit (dB)	Table (o)	ANT	EUT	Verdict
148.583	-68.72	-14.77	-25.0	-43.72	360.00	Horizontal	Vertical	Pass
1399.700	-55.82	-1.99	-25.0	-30.82	360.00	Horizontal	Vertical	Pass
2629.100	-30.79	2.03	-25.0	-5.79	198.00	Horizontal	Vertical	N/A
6787.600	-41.97	12.30	-25.0	-16.97	68.00	Horizontal	Vertical	Pass
13450.875	-45.66	11.51	-25.0	-20.66	124.00	Horizontal	Vertical	Pass
19349.801	-45.53	15.69	-25.0	-20.53	0.00	Horizontal	Vertical	Pass

RSE-V&V LTE Band 41 BW20 CH40765



Frequency (MHz)	Result (dBm)	Factor (dB)	PK Limit (dBm)	Over Limit (dB)	Table (o)	ANT	EUT	Verdict
41.349	-69.03	-17.43	-25.0	-44.03	-3.00	Vertical	Vertical	Pass
1395.700	-55.61	-2.20	-25.0	-30.61	270.00	Vertical	Vertical	Pass
2634.500	-38.33	1.86	-25.0	-13.33	195.00	Vertical	Vertical	N/A
6994.400	-41.86	13.61	-25.0	-16.86	134.00	Vertical	Vertical	Pass
13415.175	-46.63	10.91	-25.0	-21.63	252.00	Vertical	Vertical	Pass
21024.725	-44.85	14.51	-25.0	-19.85	328.00	Vertical	Vertical	Pass

RSE-V&H LTE Band 41 BW20 CH40765

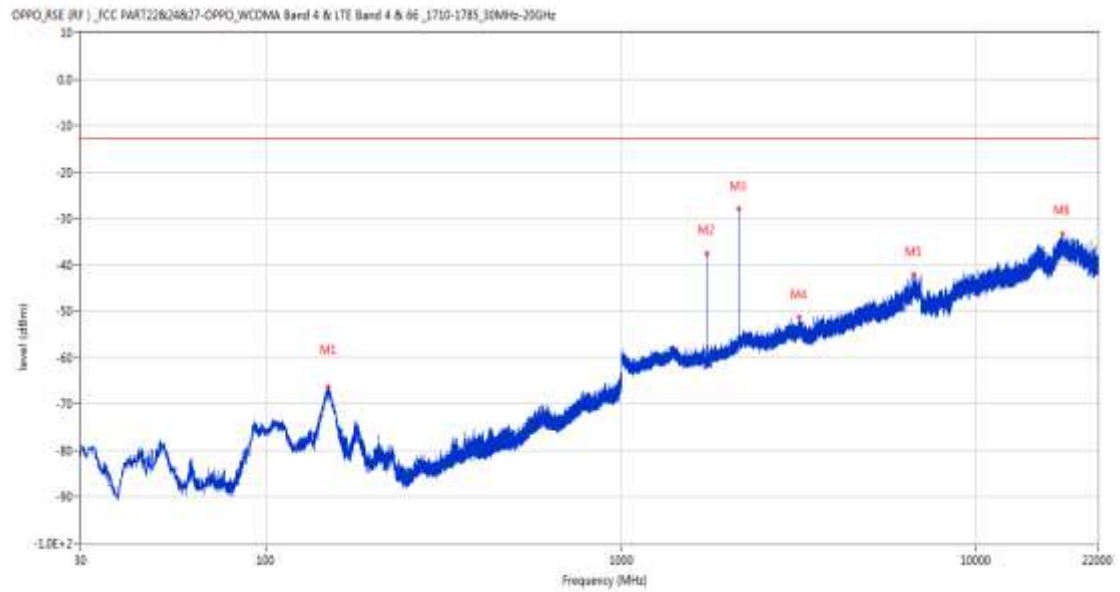


Frequency (MHz)	Result (dBm)	Factor (dB)	PK Limit (dBm)	Over Limit (dB)	Table (o)	ANT	EUT	Verdict
41.398	-68.62	-17.41	-25.0	-43.62	23.00	Vertical	Horizontal	Pass
1401.700	-55.40	-2.01	-25.0	-30.40	192.00	Vertical	Horizontal	Pass
2554.800	-34.61	1.32	-25.0	-9.61	54.00	Vertical	Horizontal	N/A
6998.800	-41.74	13.64	-25.0	-16.74	0.00	Vertical	Horizontal	Pass
13902.113	-45.97	10.01	-25.0	-20.97	26.00	Vertical	Horizontal	Pass
19907.824	-45.69	16.30	-25.0	-20.69	204.00	Vertical	Horizontal	Pass

36 LTE Band 66

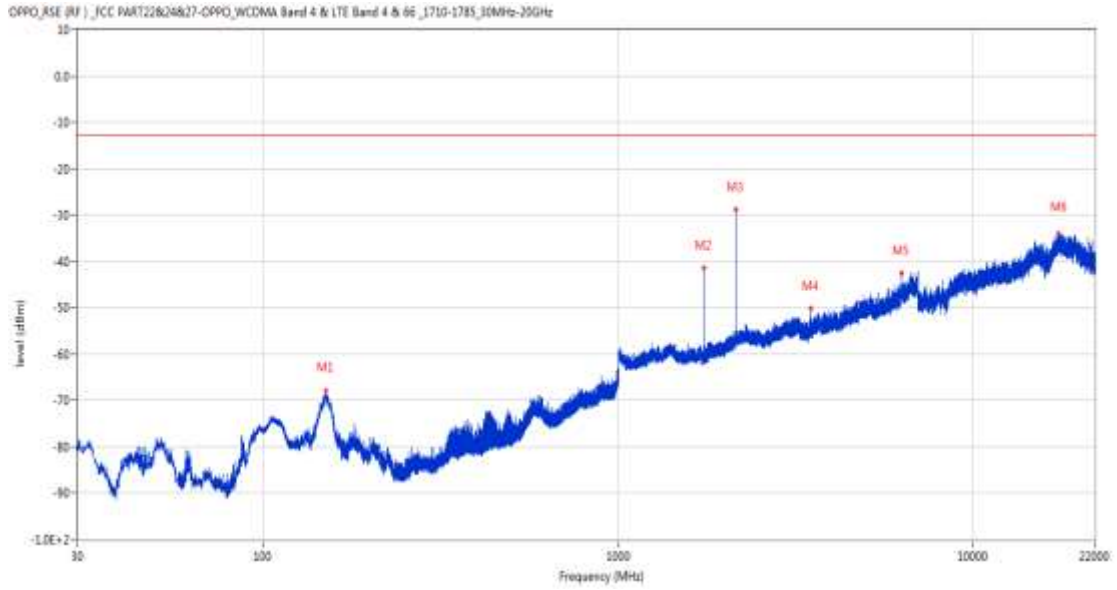
36.1 LTE Band 66 BW1.4, Middle Channel

RSE-H&H LTE Band 66 BW1.4 CH132322



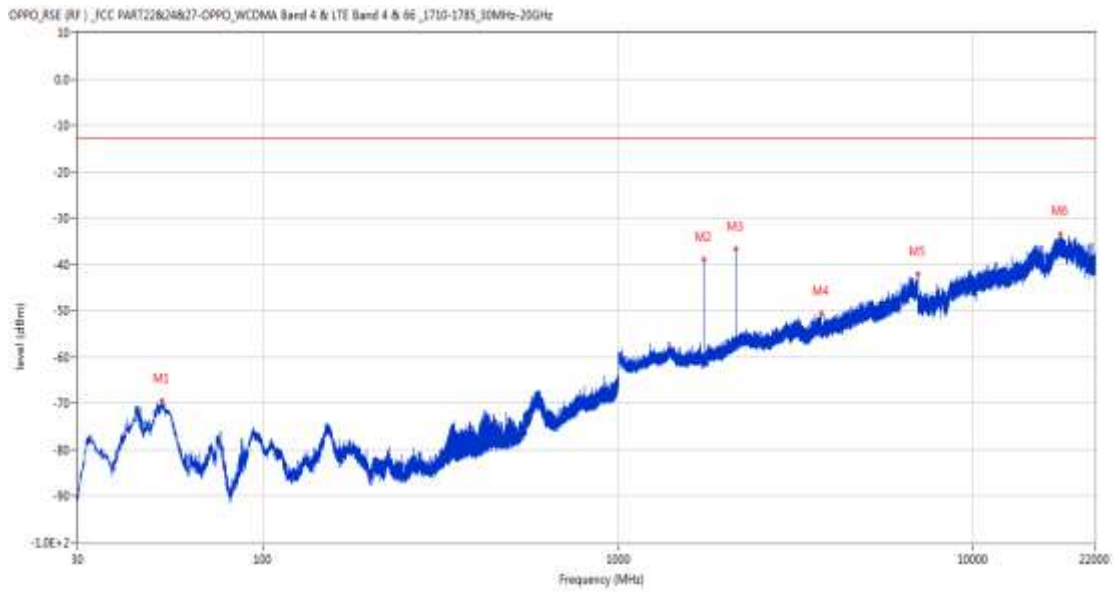
Frequency (MHz)	Result (dBm)	Factor (dB)	PK Limit (dBm)	Over Limit (dB)	Table (o)	ANT	EUT	Verdict
149.359	-66.41	-15.17	-13.0	-53.41	352.00	Horizontal	Horizontal	Pass
1744.900	-37.56	-4.53	-13.0	-24.56	156.00	Horizontal	Horizontal	N/A
2145.300	-27.86	-2.43	-13.0	-14.86	277.00	Horizontal	Horizontal	N/A
3175.000	-51.29	2.97	-13.0	-38.29	74.00	Horizontal	Horizontal	Pass
6675.200	-42.05	11.70	-13.0	-29.05	233.00	Horizontal	Horizontal	Pass
17474.900	-33.36	21.71	-13.0	-20.36	203.00	Horizontal	Horizontal	Pass

RSE-H&V LTE Band 66 BW1.4 CH132322



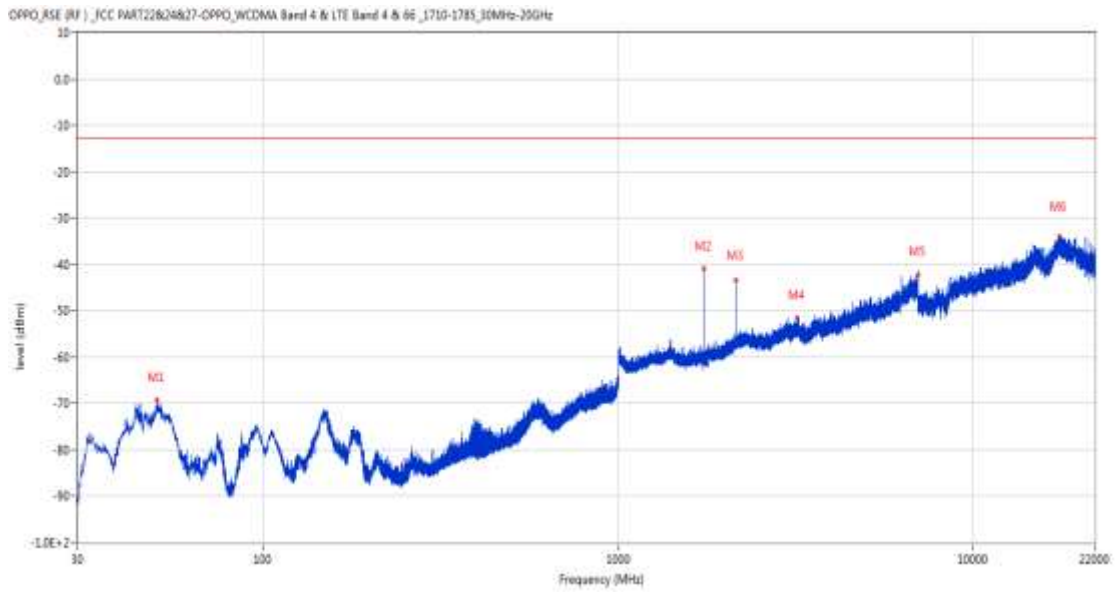
Frequency (MHz)	Result (dBm)	Factor (dB)	PK Limit (dBm)	Over Limit (dB)	Table (o)	ANT	EUT	Verdict
150.280	-68.00	-15.05	-13.0	-55.00	360.00	Horizontal	Vertical	Pass
1745.000	-41.39	-4.53	-13.0	-28.39	149.00	Horizontal	Vertical	N/A
2145.600	-28.92	-2.43	-13.0	-15.92	263.00	Horizontal	Vertical	N/A
3490.000	-50.17	3.18	-13.0	-37.17	132.00	Horizontal	Vertical	Pass
6281.800	-42.44	11.29	-13.0	-29.44	58.00	Horizontal	Vertical	Pass
17434.200	-34.10	22.30	-13.0	-21.10	352.00	Horizontal	Vertical	Pass

RSE-V&V LTE Band 66 BW1.4 CH132322



Frequency (MHz)	Result (dBm)	Factor (dB)	PK Limit (dBm)	Over Limit (dB)	Table (o)	ANT	EUT	Verdict
51.873	-69.51	-15.88	-13.0	-56.51	127.00	Vertical	Vertical	Pass
1745.000	-39.04	-4.53	-13.0	-26.04	360.00	Vertical	Vertical	N/A
2145.700	-36.78	-2.43	-13.0	-23.78	83.00	Vertical	Vertical	N/A
3737.400	-50.60	3.75	-13.0	-37.60	54.00	Vertical	Vertical	Pass
6978.200	-42.14	13.92	-13.0	-29.14	276.00	Vertical	Vertical	Pass
17606.713	-33.56	21.91	-13.0	-20.56	302.00	Vertical	Vertical	Pass

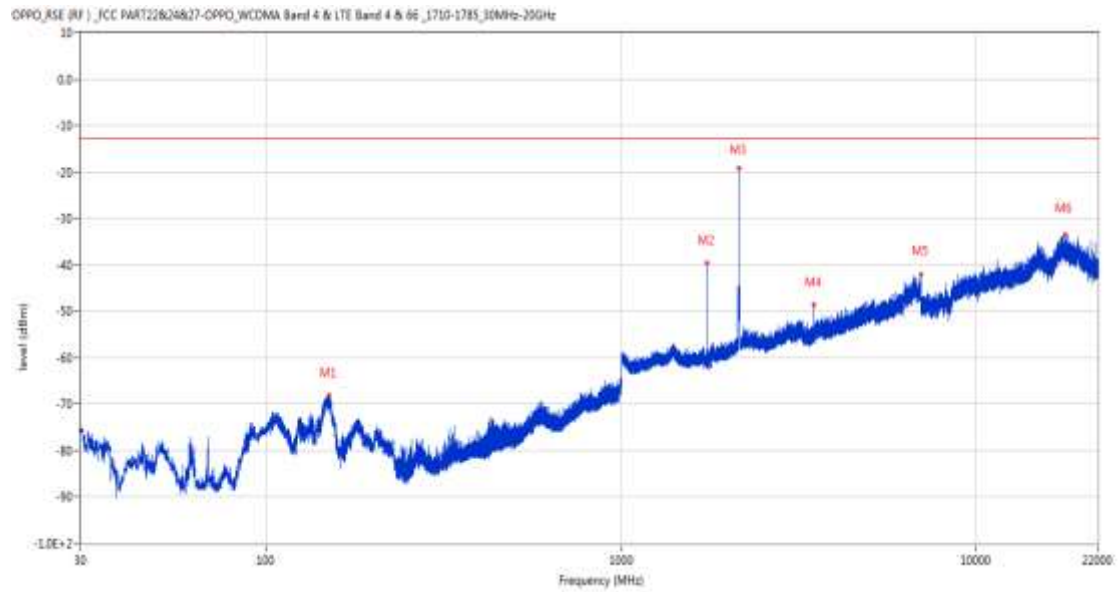
RSE-V&H LTE Band 66 BW1.4 CH132322



Frequency (MHz)	Result (dBm)	Factor (dB)	PK Limit (dBm)	Over Limit (dB)	Table (o)	ANT	EUT	Verdict
50.224	-69.21	-15.84	-13.0	-56.21	104.00	Vertical	Horizontal	Pass
1745.000	-40.92	-4.53	-13.0	-27.92	130.00	Vertical	Horizontal	N/A
2145.300	-43.44	-2.43	-13.0	-30.44	105.00	Vertical	Horizontal	N/A
3184.200	-51.62	2.56	-13.0	-38.62	283.00	Vertical	Horizontal	Pass
6998.000	-42.20	13.63	-13.0	-29.20	360.00	Vertical	Horizontal	Pass
17462.411	-33.98	21.74	-13.0	-20.98	302.00	Vertical	Horizontal	Pass

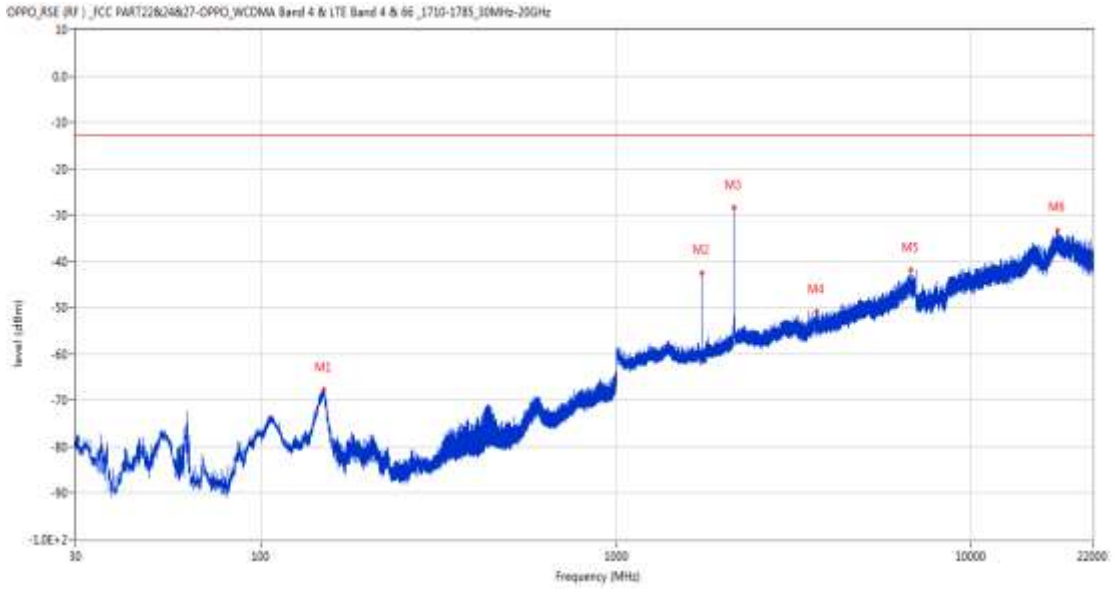
36.2 LTE Band 66 BW3, Middle Channel

RSE-H&H LTE Band 66 BW3 CH132322



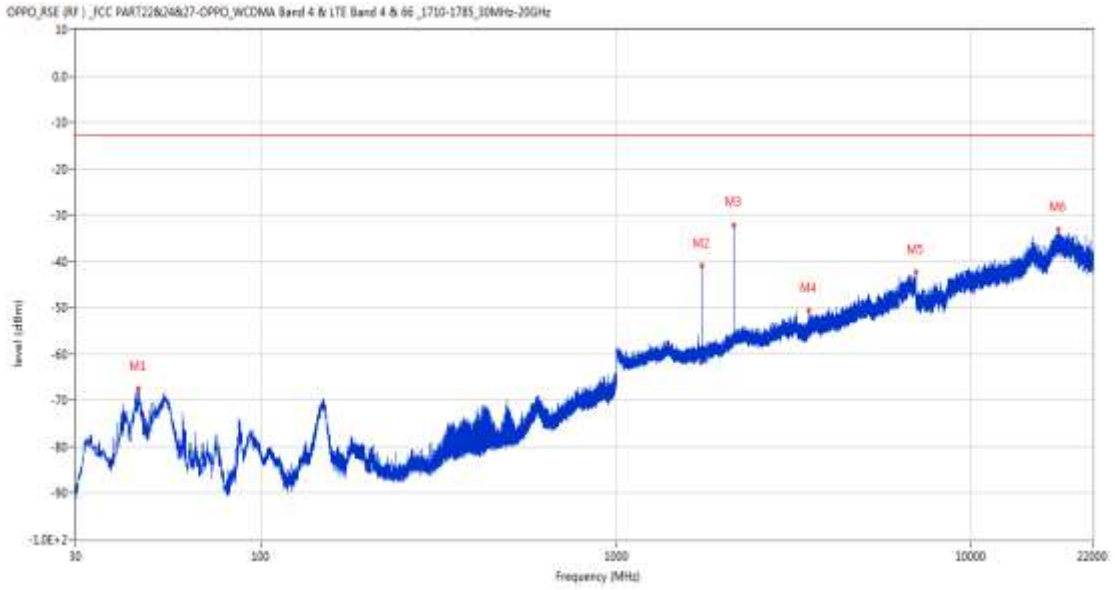
Frequency (MHz)	Result (dBm)	Factor (dB)	PK Limit (dBm)	Over Limit (dB)	Table (o)	ANT	EUT	Verdict
150.523	-68.18	-15.04	-13.0	-55.18	360.00	Horizontal	Horizontal	Pass
1744.200	-39.57	-4.53	-13.0	-26.57	37.00	Horizontal	Horizontal	N/A
2145.900	-19.14	-2.43	-13.0	-6.14	274.00	Horizontal	Horizontal	N/A
3487.600	-48.69	3.08	-13.0	-35.69	1.00	Horizontal	Horizontal	Pass
6989.400	-42.12	13.45	-13.0	-29.12	5.00	Horizontal	Horizontal	Pass
17754.712	-33.53	21.47	-13.0	-20.53	210.00	Horizontal	Horizontal	Pass

RSE-H&V LTE Band 66 BW3 CH132322



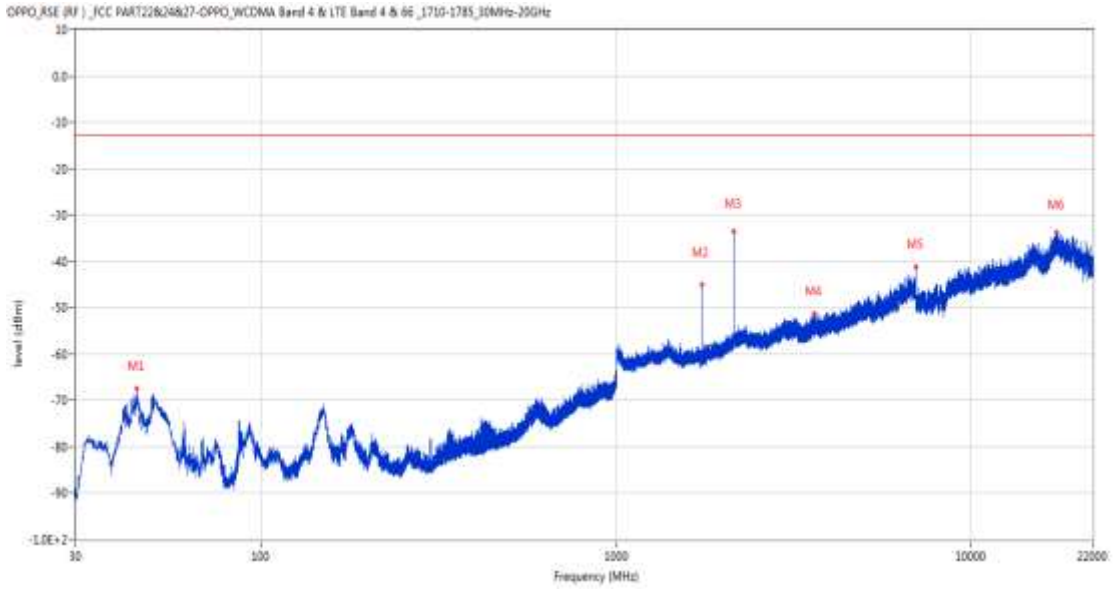
Frequency (MHz)	Result (dBm)	Factor (dB)	PK Limit (dBm)	Over Limit (dB)	Table (o)	ANT	EUT	Verdict
150.135	-67.77	-15.05	-13.0	-54.77	10.00	Horizontal	Vertical	Pass
1744.100	-42.62	-4.53	-13.0	-29.62	345.00	Horizontal	Vertical	N/A
2144.700	-28.43	-2.43	-13.0	-15.43	56.00	Horizontal	Vertical	N/A
3680.800	-50.75	4.61	-13.0	-37.75	0.00	Horizontal	Vertical	Pass
6738.000	-41.94	12.06	-13.0	-28.94	282.00	Horizontal	Vertical	Pass
17460.099	-33.44	21.75	-13.0	-20.44	129.00	Horizontal	Vertical	Pass

RSE-V&V LTE Band 66 BW3 CH132322



Frequency (MHz)	Result (dBm)	Factor (dB)	PK Limit (dBm)	Over Limit (dB)	Table (o)	ANT	EUT	Verdict
45.229	-67.52	-16.55	-13.0	-54.52	2.00	Vertical	Vertical	Pass
1744.100	-40.91	-4.53	-13.0	-27.91	0.00	Vertical	Vertical	N/A
2145.500	-32.19	-2.43	-13.0	-19.19	45.00	Vertical	Vertical	N/A
3488.000	-50.72	3.10	-13.0	-37.72	360.00	Vertical	Vertical	Pass
6983.000	-42.36	13.90	-13.0	-29.36	159.00	Vertical	Vertical	Pass
17584.974	-33.17	22.14	-13.0	-20.17	270.00	Vertical	Vertical	Pass

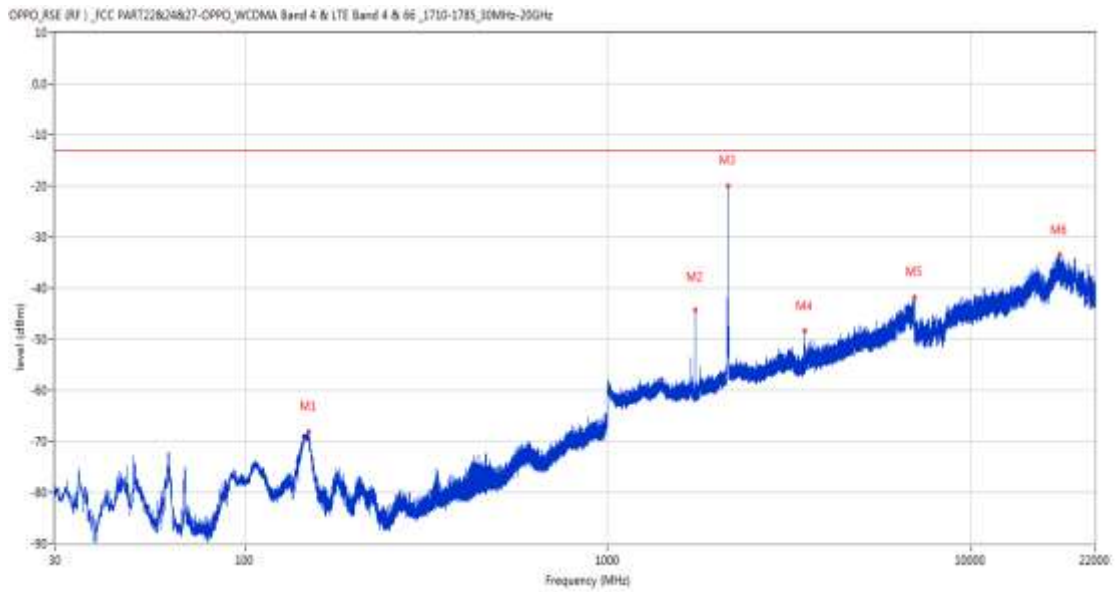
RSE-V&H LTE Band 66 BW3 CH132322



Frequency (MHz)	Result (dBm)	Factor (dB)	PK Limit (dBm)	Over Limit (dB)	Table (o)	ANT	EUT	Verdict
44.647	-67.53	-15.65	-13.0	-54.53	96.00	Vertical	Horizontal	Pass
1743.700	-45.03	-4.53	-13.0	-32.03	134.00	Vertical	Horizontal	N/A
2144.100	-33.66	-2.44	-13.0	-20.66	167.00	Vertical	Horizontal	N/A
3599.600	-51.36	3.18	-13.0	-38.36	285.00	Vertical	Horizontal	Pass
6997.600	-41.15	13.62	-13.0	-28.15	183.00	Vertical	Horizontal	Pass
17345.401	-33.77	21.18	-13.0	-20.77	295.00	Vertical	Horizontal	Pass

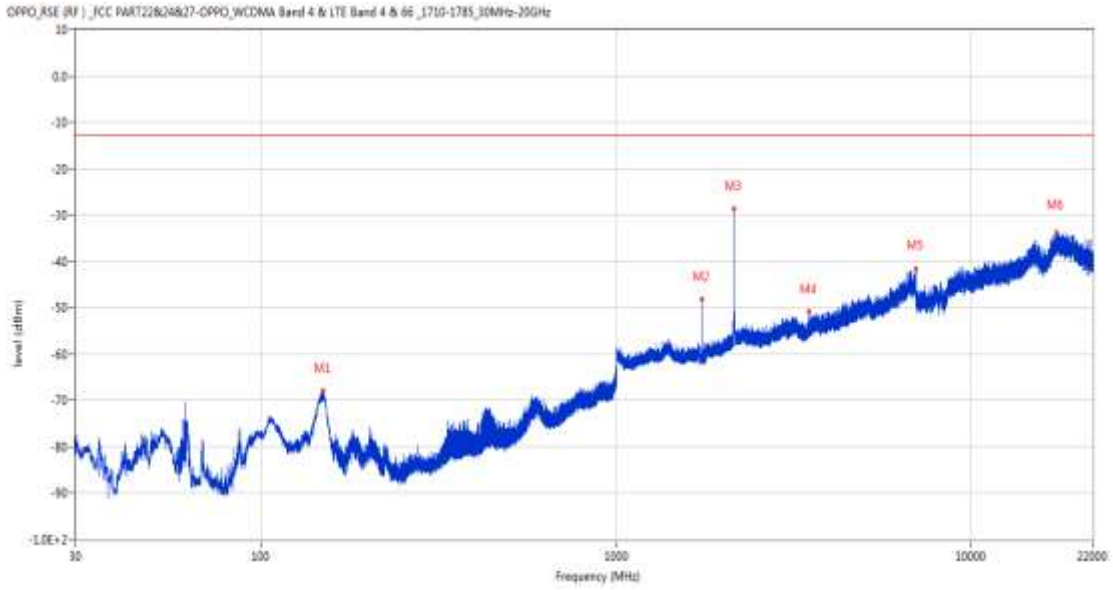
36.3 LTE Band 66 BW5, Middle Channel

RSE-H&H LTE Band 66 BW5 CH132322



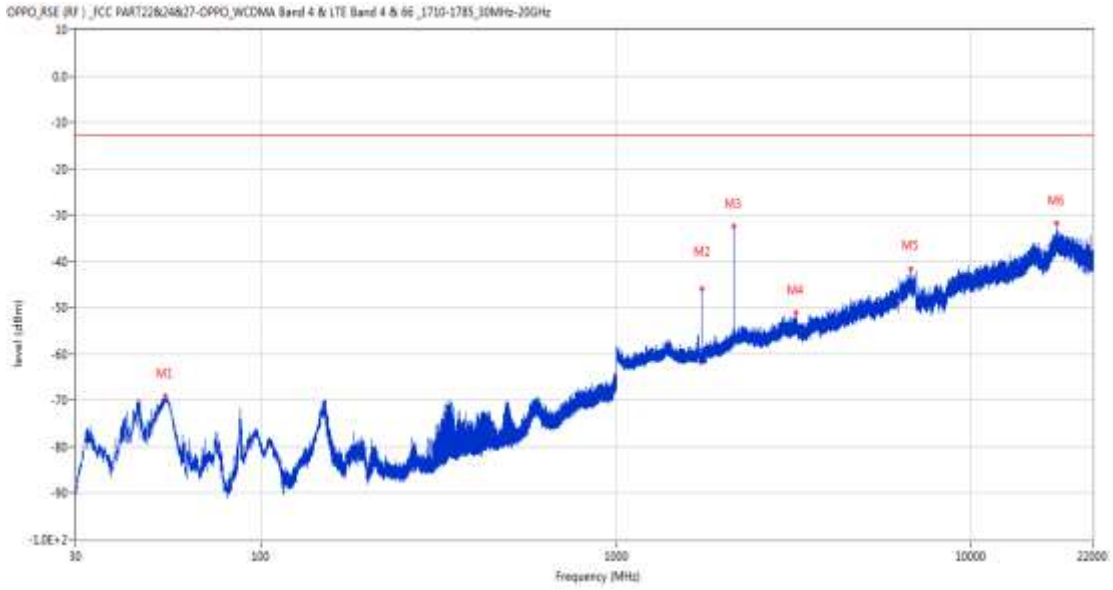
Frequency (MHz)	Result (dBm)	Factor (dB)	PK Limit (dBm)	Over Limit (dB)	Table (o)	ANT	EUT	Verdict
149.844	-68.09	-15.09	-13.0	-55.09	360.00	Horizontal	Horizontal	Pass
1743.200	-44.28	-4.53	-13.0	-31.28	28.00	Horizontal	Horizontal	N/A
2146.300	-20.02	-2.43	-13.0	-7.02	264.00	Horizontal	Horizontal	N/A
3486.000	-48.33	3.00	-13.0	-35.33	27.00	Horizontal	Horizontal	Pass
6996.200	-41.78	13.57	-13.0	-28.78	65.00	Horizontal	Horizontal	Pass
17582.662	-33.47	22.16	-13.0	-20.47	189.00	Horizontal	Horizontal	Pass

RSE-H&V LTE Band 66 BW5 CH132322



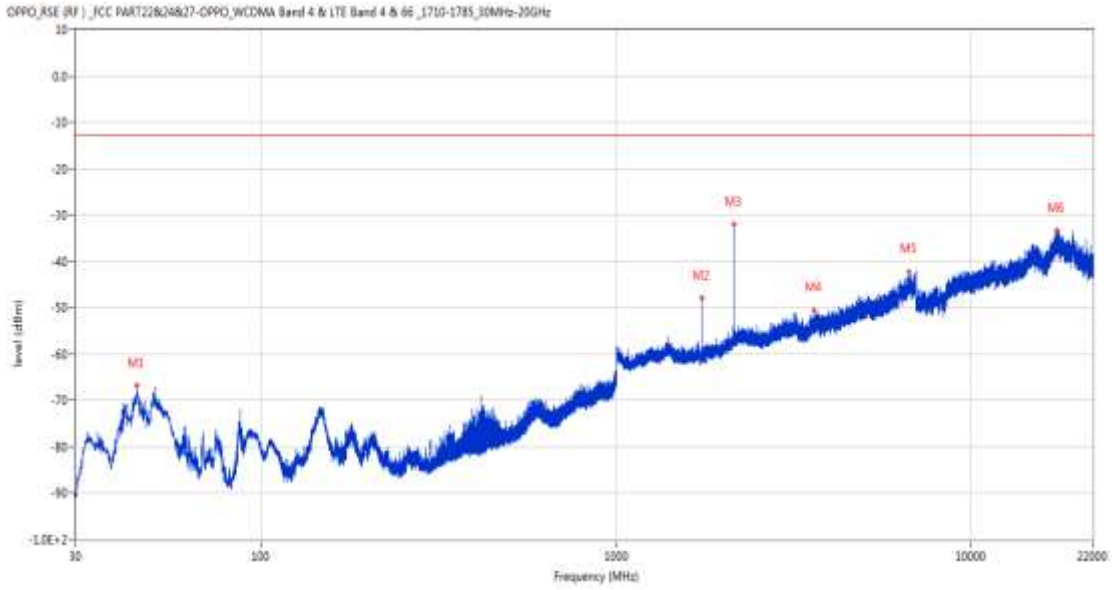
Frequency (MHz)	Result (dBm)	Factor (dB)	PK Limit (dBm)	Over Limit (dB)	Table (o)	ANT	EUT	Verdict
149.116	-67.92	-15.22	-13.0	-54.92	363.00	Horizontal	Vertical	Pass
1743.200	-48.18	-4.53	-13.0	-35.18	322.00	Horizontal	Vertical	N/A
2145.400	-28.70	-2.43	-13.0	-15.70	57.00	Horizontal	Vertical	N/A
3486.200	-50.90	3.01	-13.0	-37.90	359.00	Horizontal	Vertical	Pass
6981.200	-41.66	13.81	-13.0	-28.66	38.00	Horizontal	Vertical	Pass
17434.200	-33.77	22.30	-13.0	-20.77	74.00	Horizontal	Vertical	Pass

RSE-V&V LTE Band 66 BW5 CH132322



Frequency (MHz)	Result (dBm)	Factor (dB)	PK Limit (dBm)	Over Limit (dB)	Table (o)	ANT	EUT	Verdict
53.668	-69.12	-16.56	-13.0	-56.12	100.00	Vertical	Vertical	Pass
1743.200	-45.97	-4.53	-13.0	-32.97	20.00	Vertical	Vertical	N/A
2147.000	-32.46	-2.38	-13.0	-19.46	55.00	Vertical	Vertical	N/A
3211.400	-51.00	3.59	-13.0	-38.00	181.00	Vertical	Vertical	Pass
6768.400	-41.62	11.44	-13.0	-28.62	39.00	Vertical	Vertical	Pass
17409.225	-31.80	22.69	-13.0	-18.80	172.00	Vertical	Vertical	Pass

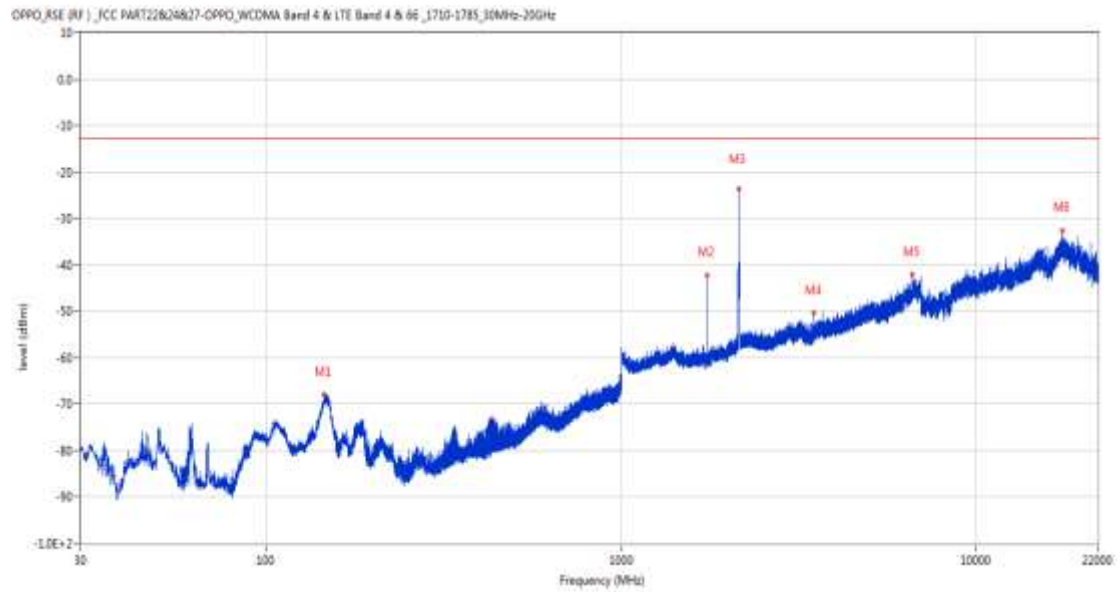
RSE-V&H LTE Band 66 BW5 CH132322



Frequency (MHz)	Result (dBm)	Factor (dB)	PK Limit (dBm)	Over Limit (dB)	Table (o)	ANT	EUT	Verdict
44.599	-66.87	-15.56	-13.0	-53.87	360.00	Vertical	Horizontal	Pass
1743.300	-48.00	-4.53	-13.0	-35.00	136.00	Vertical	Horizontal	N/A
2144.300	-32.02	-2.43	-13.0	-19.02	109.00	Vertical	Horizontal	N/A
3608.400	-50.70	3.26	-13.0	-37.70	326.00	Vertical	Horizontal	Pass
6685.000	-42.37	12.03	-13.0	-29.37	125.00	Vertical	Horizontal	Pass
17352.800	-33.31	21.34	-13.0	-20.31	31.00	Vertical	Horizontal	Pass

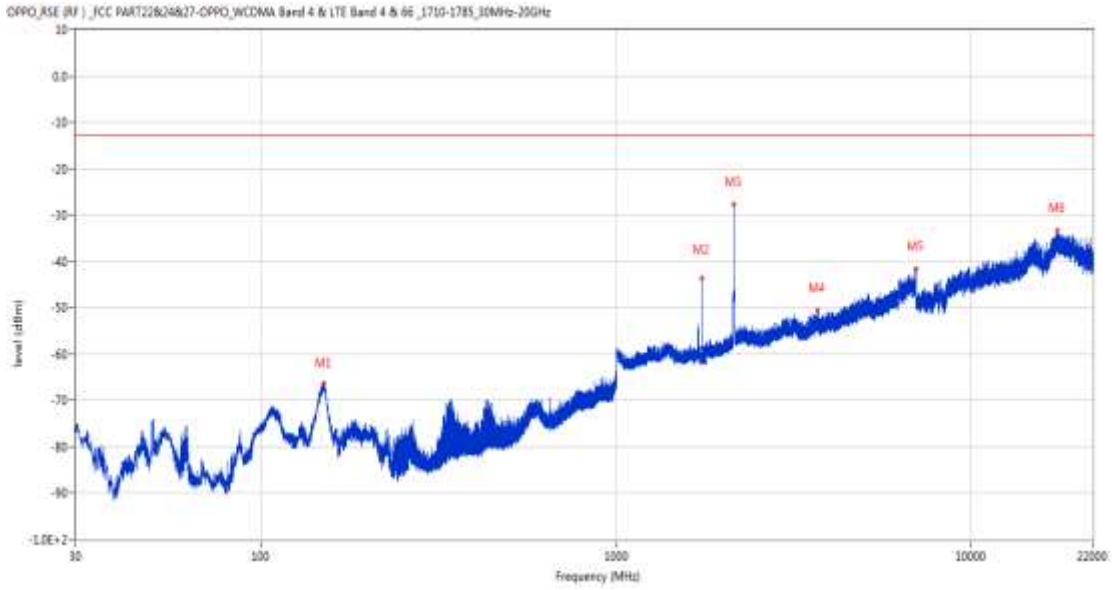
36.4 LTE Band 66 BW10, Middle Channel

RSE-H&H LTE Band 66 BW10 CH132322



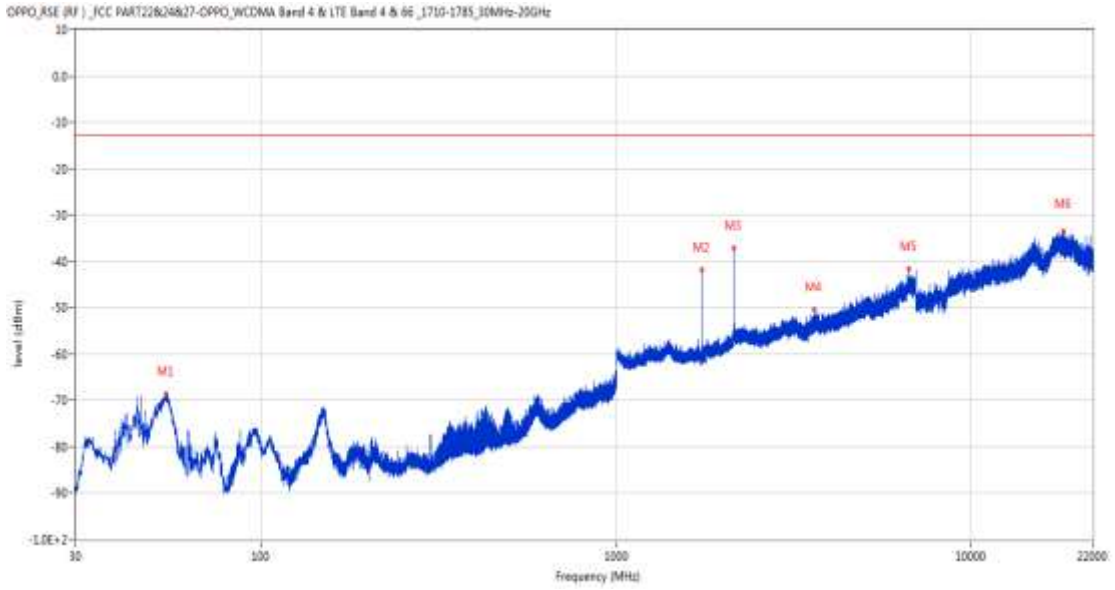
Frequency (MHz)	Result (dBm)	Factor (dB)	PK Limit (dBm)	Over Limit (dB)	Table (o)	ANT	EUT	Verdict
145.672	-68.01	-15.76	-13.0	-55.01	359.00	Horizontal	Horizontal	Pass
1740.900	-42.40	-4.53	-13.0	-29.40	34.00	Horizontal	Horizontal	N/A
2143.800	-23.61	-2.44	-13.0	-10.61	275.00	Horizontal	Horizontal	N/A
3481.400	-50.48	2.85	-13.0	-37.48	15.00	Horizontal	Horizontal	Pass
6603.800	-41.98	12.00	-13.0	-28.98	133.00	Horizontal	Horizontal	Pass
17492.937	-32.76	21.30	-13.0	-19.76	243.00	Horizontal	Horizontal	Pass

RSE-H&V LTE Band 66 BW10 CH132322



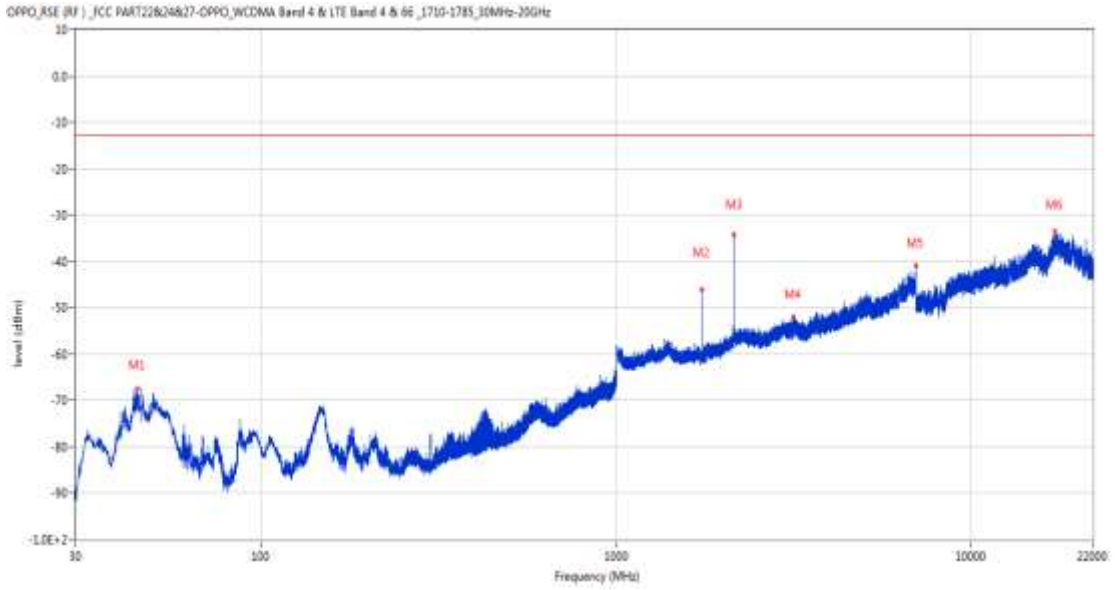
Frequency (MHz)	Result (dBm)	Factor (dB)	PK Limit (dBm)	Over Limit (dB)	Table (o)	ANT	EUT	Verdict
150.038	-66.43	-15.06	-13.0	-53.43	190.00	Horizontal	Vertical	Pass
1741.000	-43.69	-4.53	-13.0	-30.69	343.00	Horizontal	Vertical	N/A
2141.900	-27.77	-2.48	-13.0	-14.77	289.00	Horizontal	Vertical	N/A
3683.800	-50.67	4.64	-13.0	-37.67	325.00	Horizontal	Vertical	Pass
6977.400	-41.63	13.84	-13.0	-28.63	162.00	Horizontal	Vertical	Pass
17448.073	-33.40	21.98	-13.0	-20.40	228.00	Horizontal	Vertical	Pass

RSE-V&V LTE Band 66 BW10 CH132322



Frequency (MHz)	Result (dBm)	Factor (dB)	PK Limit (dBm)	Over Limit (dB)	Table (o)	ANT	EUT	Verdict
53.959	-68.54	-16.67	-13.0	-55.54	170.00	Vertical	Vertical	Pass
1741.000	-41.89	-4.53	-13.0	-28.89	357.00	Vertical	Vertical	N/A
2142.200	-37.18	-2.48	-13.0	-24.18	321.00	Vertical	Vertical	N/A
3604.000	-50.46	3.25	-13.0	-37.46	92.00	Vertical	Vertical	Pass
6677.400	-41.61	11.74	-13.0	-28.61	38.00	Vertical	Vertical	Pass
18228.312	-33.45	21.83	-13.0	-20.45	278.00	Vertical	Vertical	Pass

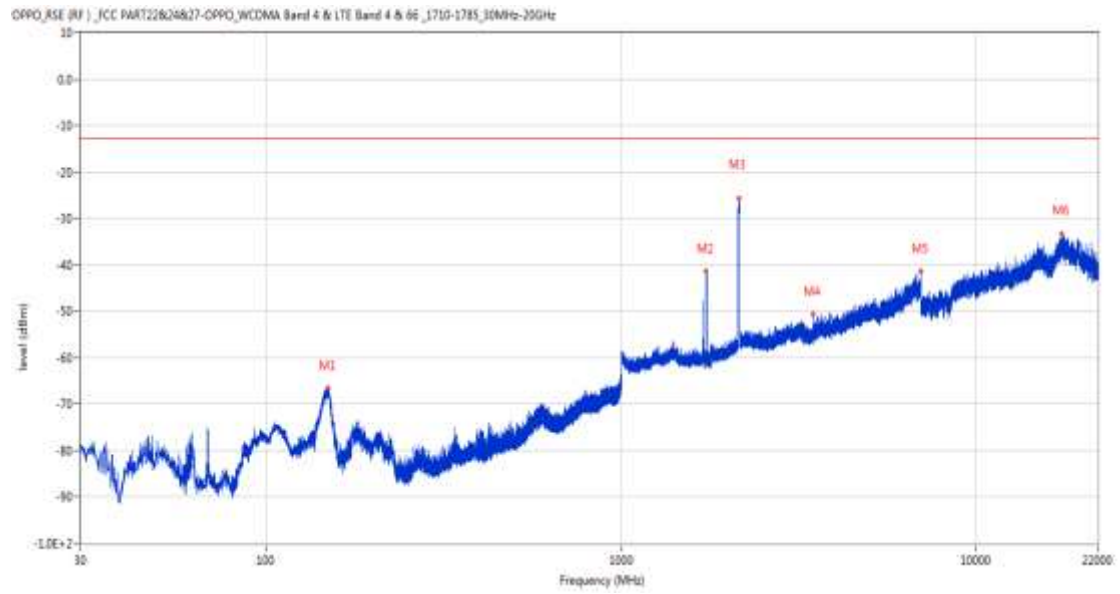
RSE-V&H LTE Band 66 BW10 CH132322



Frequency (MHz)	Result (dBm)	Factor (dB)	PK Limit (dBm)	Over Limit (dB)	Table (o)	ANT	EUT	Verdict
44.938	-67.34	-16.16	-13.0	-54.34	123.00	Vertical	Horizontal	Pass
1741.000	-46.06	-4.53	-13.0	-33.06	137.00	Vertical	Horizontal	N/A
2146.000	-34.11	-2.43	-13.0	-21.11	101.00	Vertical	Horizontal	N/A
3153.400	-52.00	2.54	-13.0	-39.00	277.00	Vertical	Horizontal	Pass
6993.800	-40.95	13.64	-13.0	-27.95	109.00	Vertical	Horizontal	Pass
17220.526	-33.66	20.45	-13.0	-20.66	267.00	Vertical	Horizontal	Pass

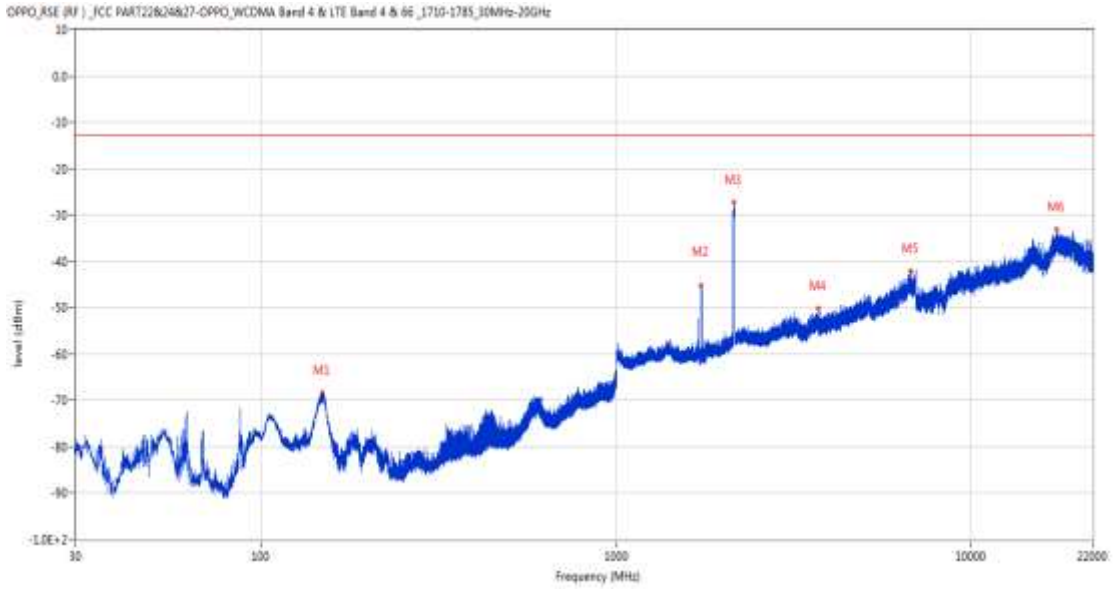
36.5 LTE Band 66 BW15, Middle Channel

RSE-H&H LTE Band 66 BW15 CH132322



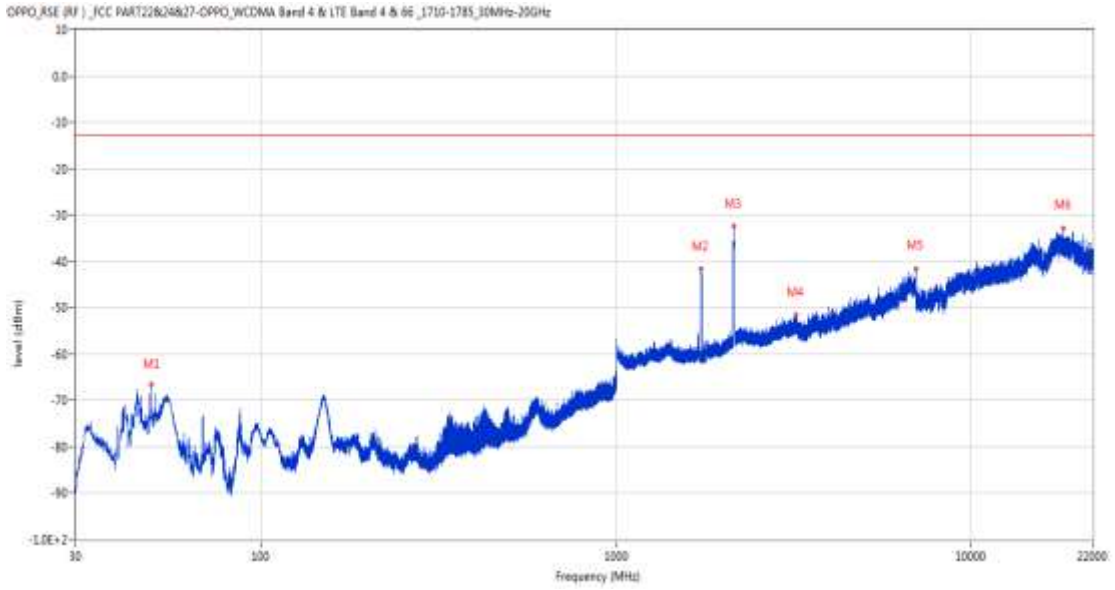
Frequency (MHz)	Result (dBm)	Factor (dB)	PK Limit (dBm)	Over Limit (dB)	Table (o)	ANT	EUT	Verdict
149.407	-66.63	-15.16	-13.0	-53.63	174.00	Horizontal	Horizontal	Pass
1738.800	-41.40	-4.53	-13.0	-28.40	32.00	Horizontal	Horizontal	N/A
2149.900	-25.70	-2.30	-13.0	-12.70	270.00	Horizontal	Horizontal	N/A
3477.200	-50.59	2.63	-13.0	-37.59	7.00	Horizontal	Horizontal	Pass
6984.000	-41.46	13.80	-13.0	-28.46	298.00	Horizontal	Horizontal	Pass
17413.386	-33.36	22.67	-13.0	-20.36	139.00	Horizontal	Horizontal	Pass

RSE-H&V LTE Band 66 BW15 CH132322



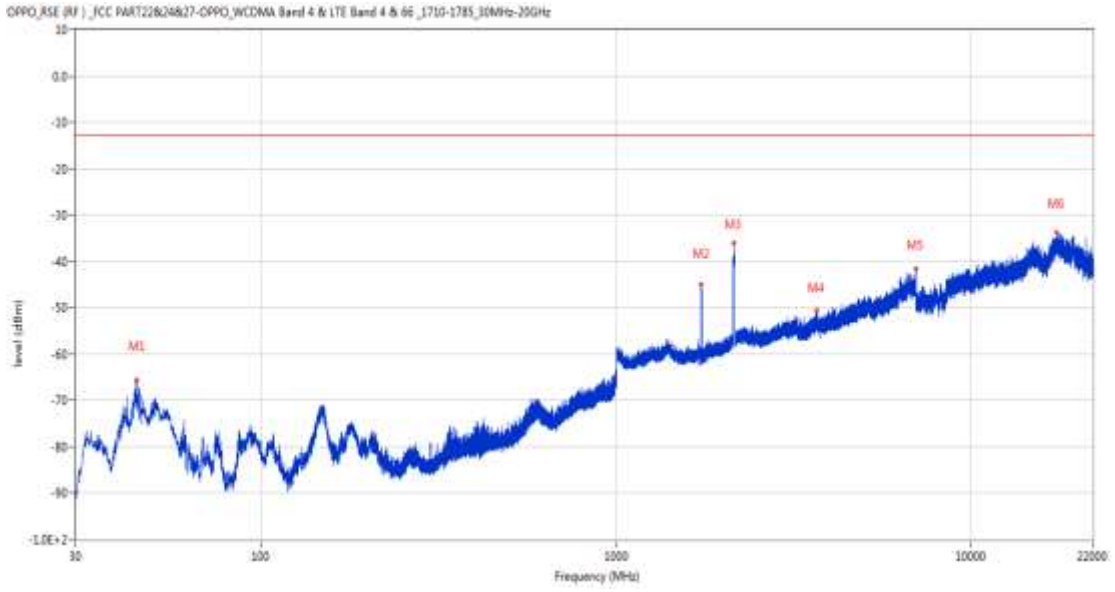
Frequency (MHz)	Result (dBm)	Factor (dB)	PK Limit (dBm)	Over Limit (dB)	Table (o)	ANT	EUT	Verdict
148.922	-68.37	-15.25	-13.0	-55.37	363.00	Horizontal	Vertical	Pass
1738.700	-45.24	-4.53	-13.0	-32.24	320.00	Horizontal	Vertical	N/A
2146.400	-27.28	-2.43	-13.0	-14.28	264.00	Horizontal	Vertical	N/A
3703.600	-50.20	4.88	-13.0	-37.20	357.00	Horizontal	Vertical	Pass
6754.400	-42.11	11.67	-13.0	-29.11	115.00	Horizontal	Vertical	Pass
17430.962	-33.09	22.38	-13.0	-20.09	211.00	Horizontal	Vertical	Pass

RSE-V&V LTE Band 66 BW15 CH132322



Frequency (MHz)	Result (dBm)	Factor (dB)	PK Limit (dBm)	Over Limit (dB)	Table (o)	ANT	EUT	Verdict
49.157	-66.61	-16.20	-13.0	-53.61	112.00	Vertical	Vertical	Pass
1738.800	-41.72	-4.53	-13.0	-28.72	24.00	Vertical	Vertical	N/A
2145.500	-32.41	-2.43	-13.0	-19.41	63.00	Vertical	Vertical	N/A
3203.000	-51.54	3.04	-13.0	-38.54	43.00	Vertical	Vertical	Pass
6979.200	-41.64	13.90	-13.0	-28.64	210.00	Vertical	Vertical	Pass
18138.124	-32.79	22.03	-13.0	-19.79	75.00	Vertical	Vertical	Pass

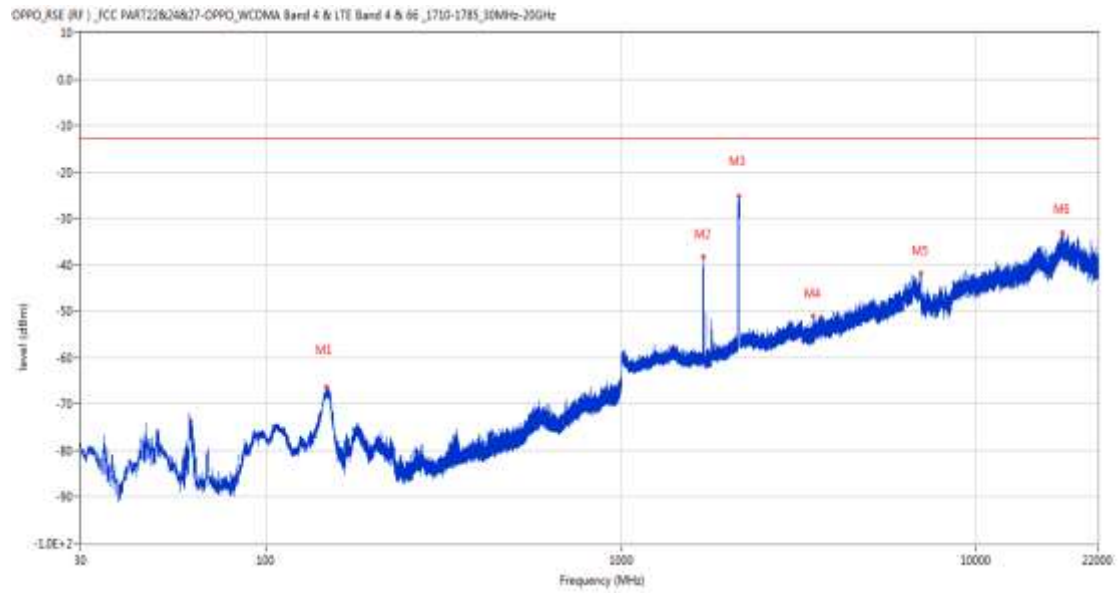
RSE-V&H LTE Band 66 BW15 CH132322



Frequency (MHz)	Result (dBm)	Factor (dB)	PK Limit (dBm)	Over Limit (dB)	Table (o)	ANT	EUT	Verdict
44.550	-65.58	-15.48	-13.0	-52.58	128.00	Vertical	Horizontal	Pass
1738.700	-45.09	-4.53	-13.0	-32.09	20.00	Vertical	Horizontal	N/A
2142.700	-35.95	-2.47	-13.0	-22.95	95.00	Vertical	Horizontal	N/A
3662.600	-50.66	3.81	-13.0	-37.66	281.00	Vertical	Horizontal	Pass
6985.200	-41.72	13.70	-13.0	-28.72	304.00	Vertical	Horizontal	Pass
17432.812	-33.71	22.33	-13.0	-20.71	12.00	Vertical	Horizontal	Pass

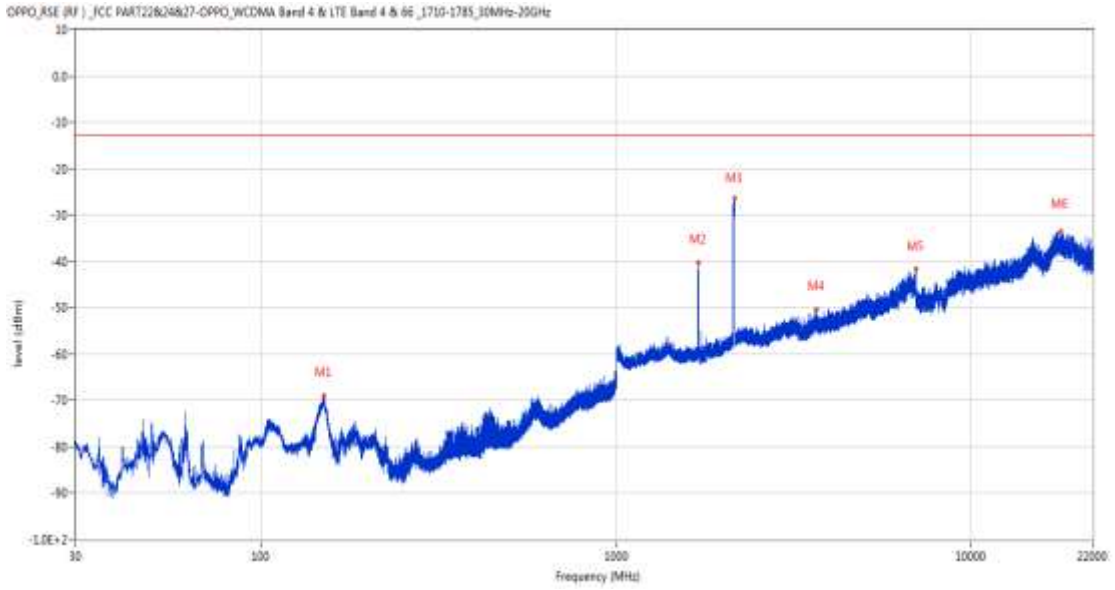
36.6 LTE Band 66 BW20, Middle Channel

RSE-H&H LTE Band 66 BW20 CH132322



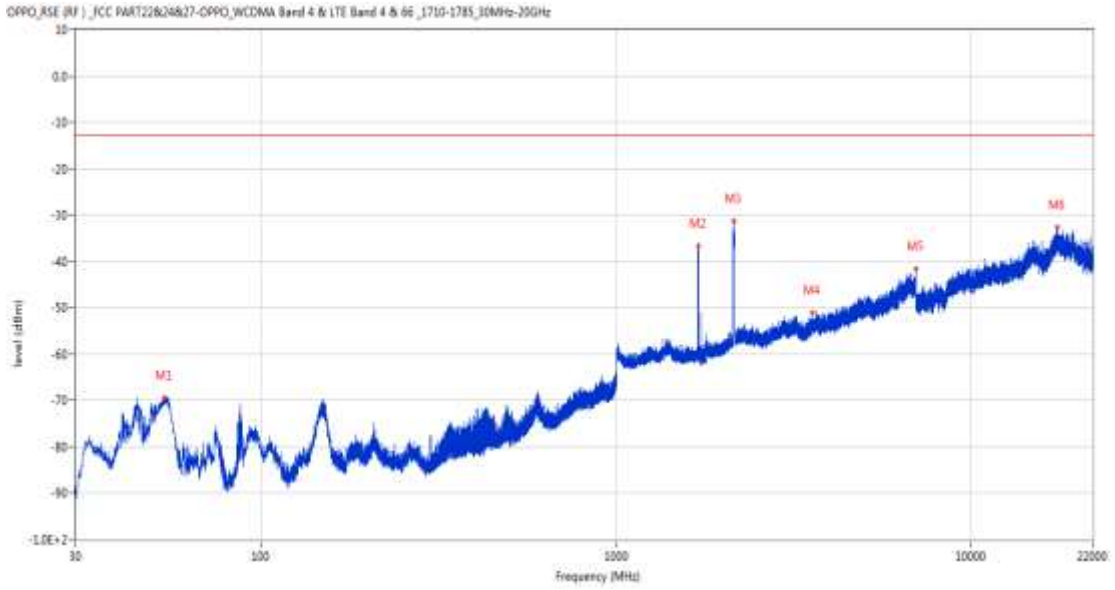
Frequency (MHz)	Result (dBm)	Factor (dB)	PK Limit (dBm)	Over Limit (dB)	Table (o)	ANT	EUT	Verdict
147.855	-66.27	-15.49	-13.0	-53.27	211.00	Horizontal	Horizontal	Pass
1700.900	-38.35	-4.53	-13.0	-25.35	28.00	Horizontal	Horizontal	N/A
2139.800	-25.21	-2.47	-13.0	-12.21	267.00	Horizontal	Horizontal	N/A
3472.600	-51.10	2.50	-13.0	-38.10	21.00	Horizontal	Horizontal	Pass
6967.600	-41.83	13.37	-13.0	-28.83	286.00	Horizontal	Horizontal	Pass
17464.263	-33.21	21.74	-13.0	-20.21	119.00	Horizontal	Horizontal	Pass

RSE-H&V LTE Band 66 BW20 CH132322



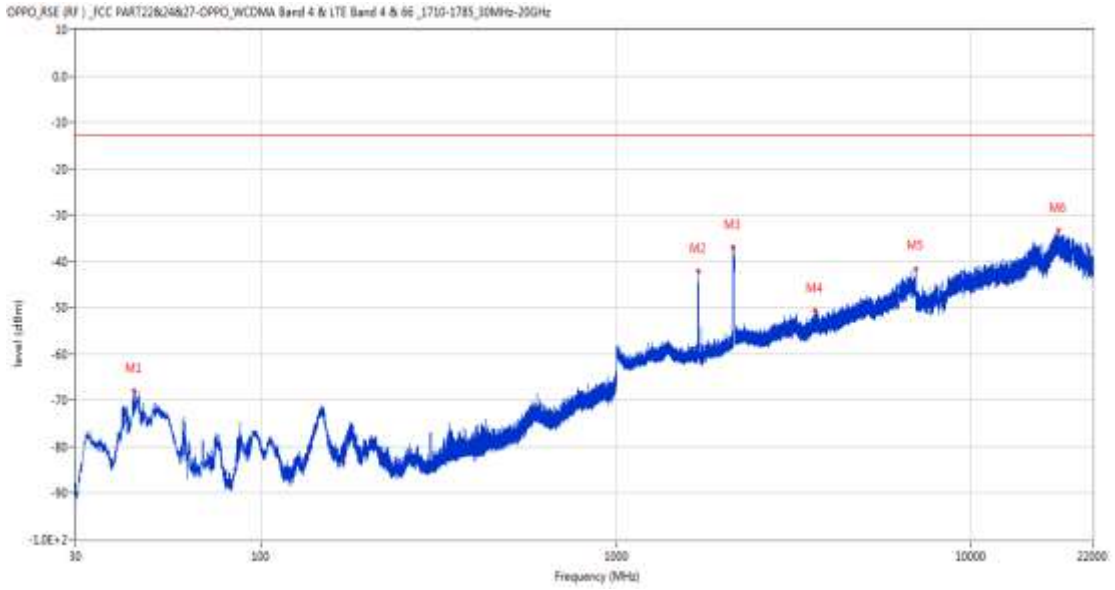
Frequency (MHz)	Result (dBm)	Factor (dB)	PK Limit (dBm)	Over Limit (dB)	Table (o)	ANT	EUT	Verdict
150.183	-69.11	-15.05	-13.0	-56.11	234.00	Horizontal	Vertical	Pass
1700.800	-40.35	-4.53	-13.0	-27.35	153.00	Horizontal	Vertical	N/A
2151.700	-26.43	-2.35	-13.0	-13.43	284.00	Horizontal	Vertical	N/A
3679.400	-50.37	4.55	-13.0	-37.37	24.00	Horizontal	Vertical	Pass
6989.200	-41.74	13.44	-13.0	-28.74	193.00	Horizontal	Vertical	Pass
17907.337	-33.64	22.68	-13.0	-20.64	244.00	Horizontal	Vertical	Pass

RSE-V&V LTE Band 66 BW20 CH132322



Frequency (MHz)	Result (dBm)	Factor (dB)	PK Limit (dBm)	Over Limit (dB)	Table (o)	ANT	EUT	Verdict
53.474	-69.48	-16.49	-13.0	-56.48	109.00	Vertical	Vertical	Pass
1700.800	-36.73	-4.53	-13.0	-23.73	357.00	Vertical	Vertical	N/A
2142.000	-31.35	-2.48	-13.0	-18.35	40.00	Vertical	Vertical	N/A
3574.800	-51.07	3.95	-13.0	-38.07	360.00	Vertical	Vertical	Pass
6994.600	-41.57	13.60	-13.0	-28.57	193.00	Vertical	Vertical	Pass
17442.988	-32.71	22.09	-13.0	-19.71	158.00	Vertical	Vertical	Pass

RSE-V&H LTE Band 66 BW20 CH132322



Frequency (MHz)	Result (dBm)	Factor (dB)	PK Limit (dBm)	Over Limit (dB)	Table (o)	ANT	EUT	Verdict
43.968	-68.01	-14.57	-13.0	-55.01	123.00	Vertical	Horizontal	Pass
1700.900	-42.04	-4.53	-13.0	-29.04	104.00	Vertical	Horizontal	N/A
2138.900	-36.99	-2.47	-13.0	-23.99	119.00	Vertical	Horizontal	N/A
3637.400	-50.54	3.95	-13.0	-37.54	148.00	Vertical	Horizontal	Pass
6983.400	-41.74	13.86	-13.0	-28.74	115.00	Vertical	Horizontal	Pass
17574.801	-33.34	22.26	-13.0	-20.34	21.00	Vertical	Horizontal	Pass