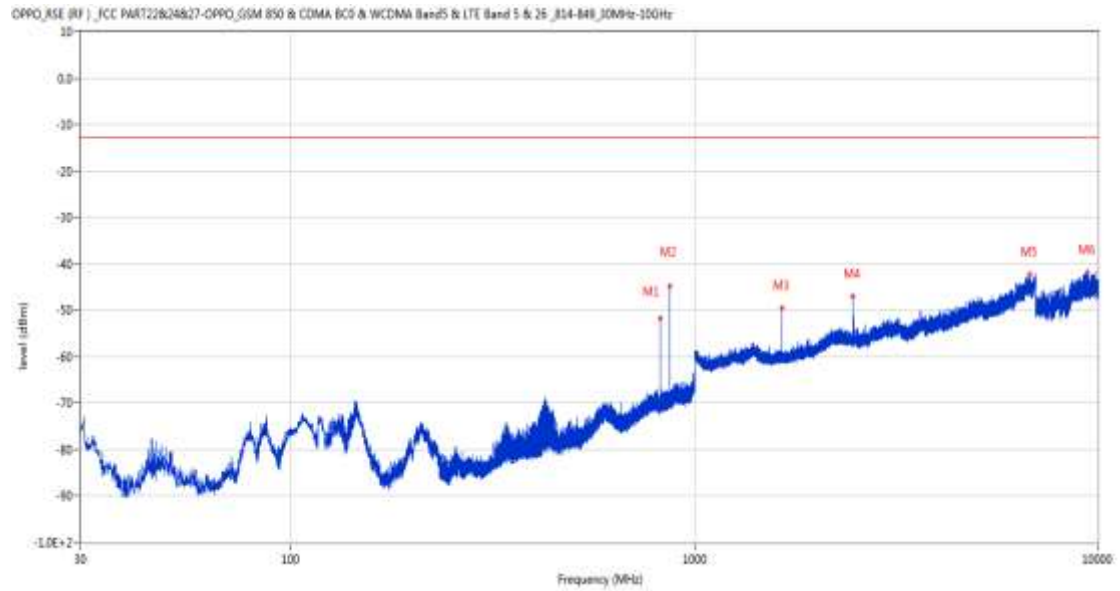


## **Annex A.7. Field Strength of Spurious Radiation**

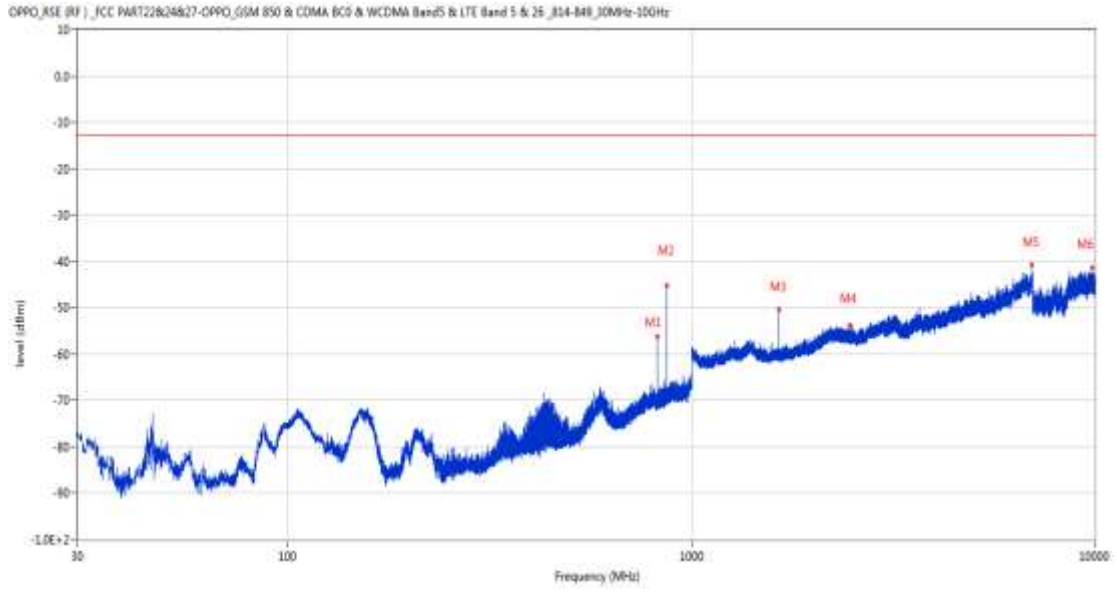
Up Antenna  
 GSM  
 1 GSM 850  
 1.1 GSM 850 Low Channel

RSE-H&H GSM 850 CH128



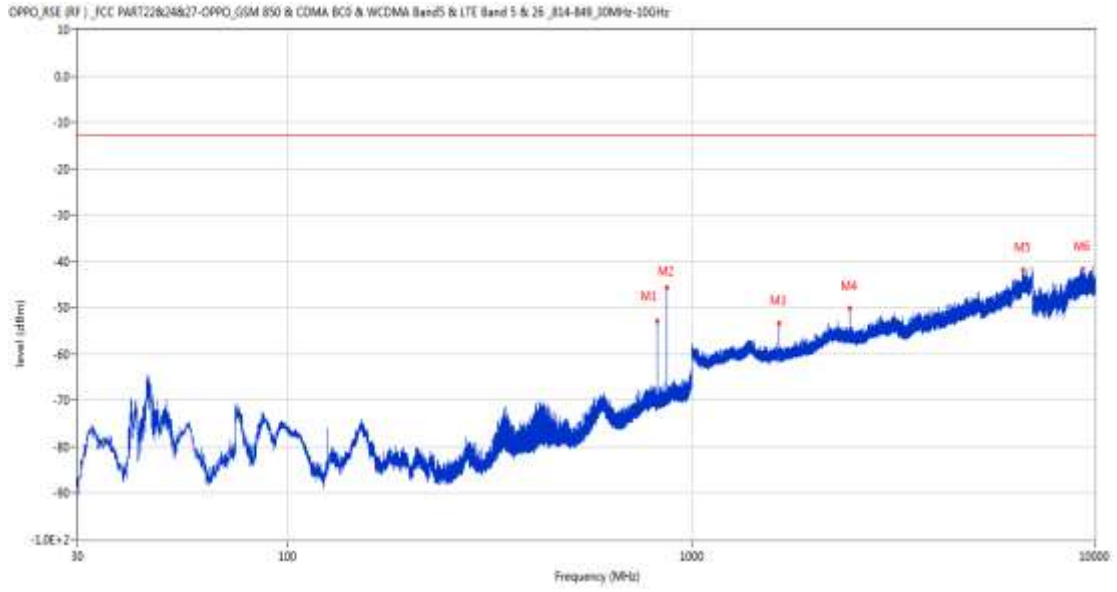
Frequency (MHz)	Result (dBm)	Factor (dB)	PK Limit (dBm)	Over Limit (dB)	Table (o)	ANT	EUT	Verdict
824.139	-51.77	2.22	-13.0	-38.77	334.00	Horizontal	Horizontal	N/A
869.244	-44.77	2.38	-13.0	-31.77	201.00	Horizontal	Horizontal	N/A
1648.800	-49.44	-5.85	-13.0	-36.44	150.00	Horizontal	Horizontal	Pass
2473.200	-47.07	-1.25	-13.0	-34.07	320.00	Horizontal	Horizontal	Pass
6771.600	-42.42	11.62	-13.0	-29.42	239.00	Horizontal	Horizontal	Pass
9442.000	-41.91	16.52	-13.0	-28.91	215.00	Horizontal	Horizontal	Pass

RSE-H&V GSM 850 CH128



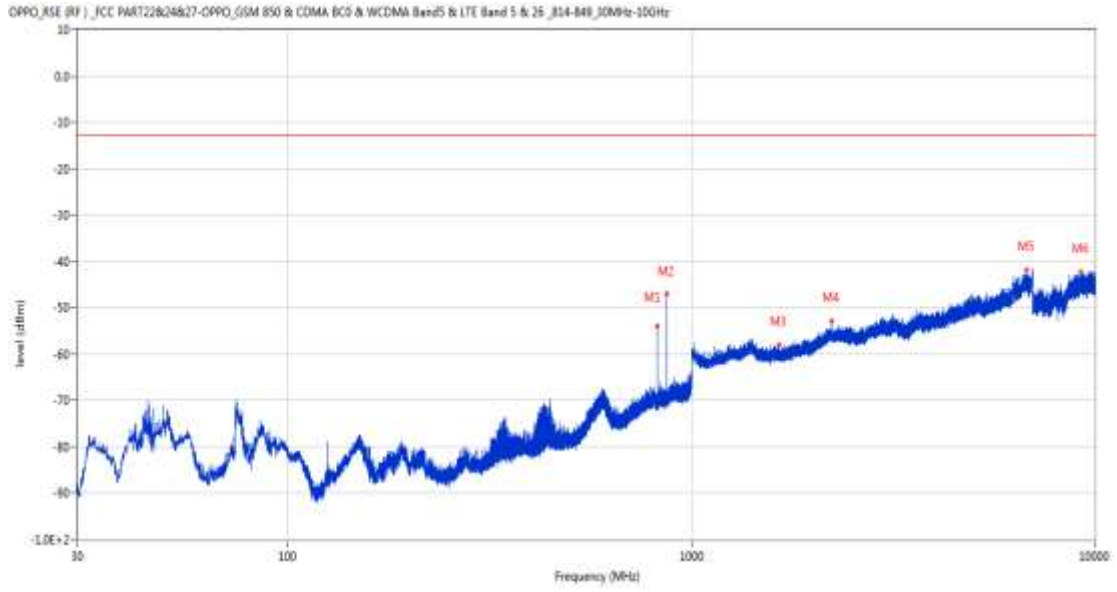
Frequency (MHz)	Result (dBm)	Factor (dB)	PK Limit (dBm)	Over Limit (dB)	Table (o)	ANT	EUT	Verdict
824.139	-56.16	2.22	-13.0	-43.16	316.00	Horizontal	Vertical	N/A
869.292	-45.28	2.38	-13.0	-32.28	179.00	Horizontal	Vertical	N/A
1648.800	-50.42	-5.85	-13.0	-37.42	167.00	Horizontal	Vertical	Pass
2472.800	-53.76	-1.28	-13.0	-40.76	353.00	Horizontal	Vertical	Pass
6969.400	-40.67	13.41	-13.0	-27.67	217.00	Horizontal	Vertical	Pass
9839.799	-41.44	16.99	-13.0	-28.44	118.00	Horizontal	Vertical	Pass

RSE-V&V GSM 850 CH128



Frequency (MHz)	Result (dBm)	Factor (dB)	PK Limit (dBm)	Over Limit (dB)	Table (o)	ANT	EUT	Verdict
824.188	-52.86	2.22	-13.0	-39.86	129.00	Vertical	Vertical	N/A
869.196	-45.77	2.38	-13.0	-32.77	55.00	Vertical	Vertical	N/A
1649.000	-53.36	-5.86	-13.0	-40.36	70.00	Vertical	Vertical	Pass
2473.200	-50.19	-1.25	-13.0	-37.19	320.00	Vertical	Vertical	Pass
6632.200	-41.90	12.13	-13.0	-28.90	311.00	Vertical	Vertical	Pass
9339.400	-41.67	15.20	-13.0	-28.67	360.00	Vertical	Vertical	Pass

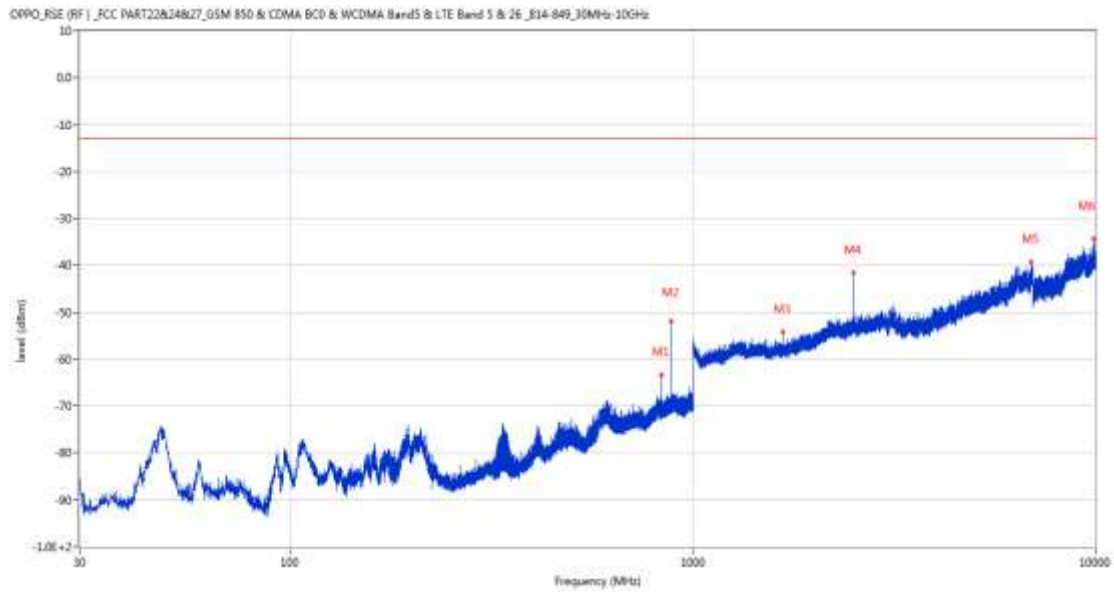
RSE-V&H GSM 850 CH128



Frequency (MHz)	Result (dBm)	Factor (dB)	PK Limit (dBm)	Over Limit (dB)	Table (o)	ANT	EUT	Verdict
824.188	-53.99	2.22	-13.0	-40.99	24.00	Vertical	Horizontal	N/A
869.196	-47.02	2.38	-13.0	-34.02	73.00	Vertical	Horizontal	N/A
1648.500	-58.05	-5.85	-13.0	-45.05	130.00	Vertical	Horizontal	Pass
2220.800	-52.94	-0.98	-13.0	-39.94	176.00	Vertical	Horizontal	Pass
6771.400	-41.87	11.60	-13.0	-28.87	58.00	Vertical	Horizontal	Pass
9231.400	-42.42	15.30	-13.0	-29.42	305.00	Vertical	Horizontal	Pass

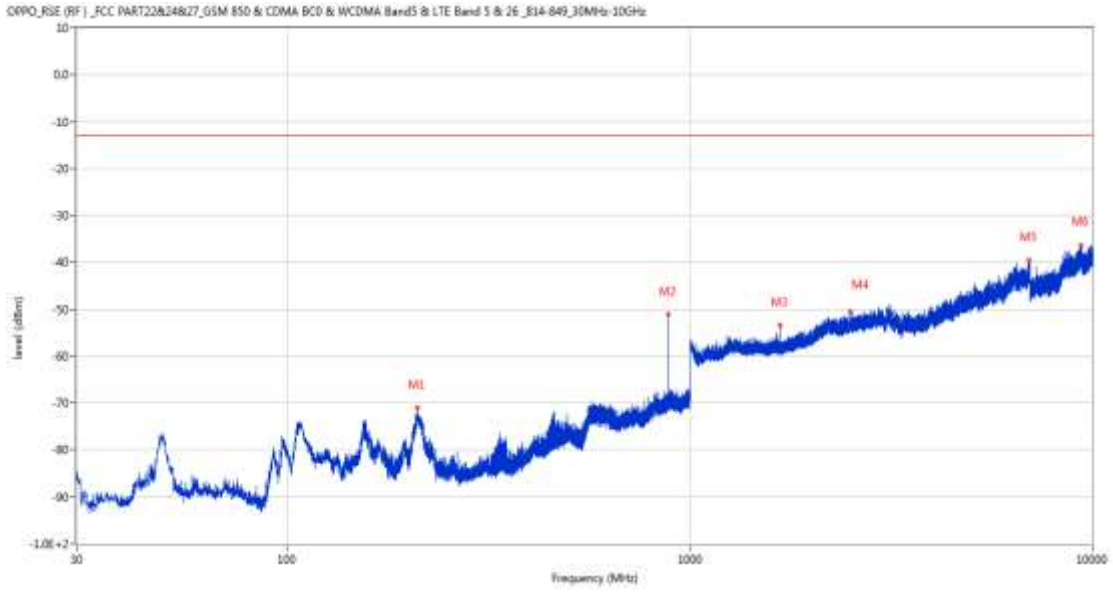
## 1.2 GSM 850 Middle Channel

RSE-H&H GSM 850 CH190



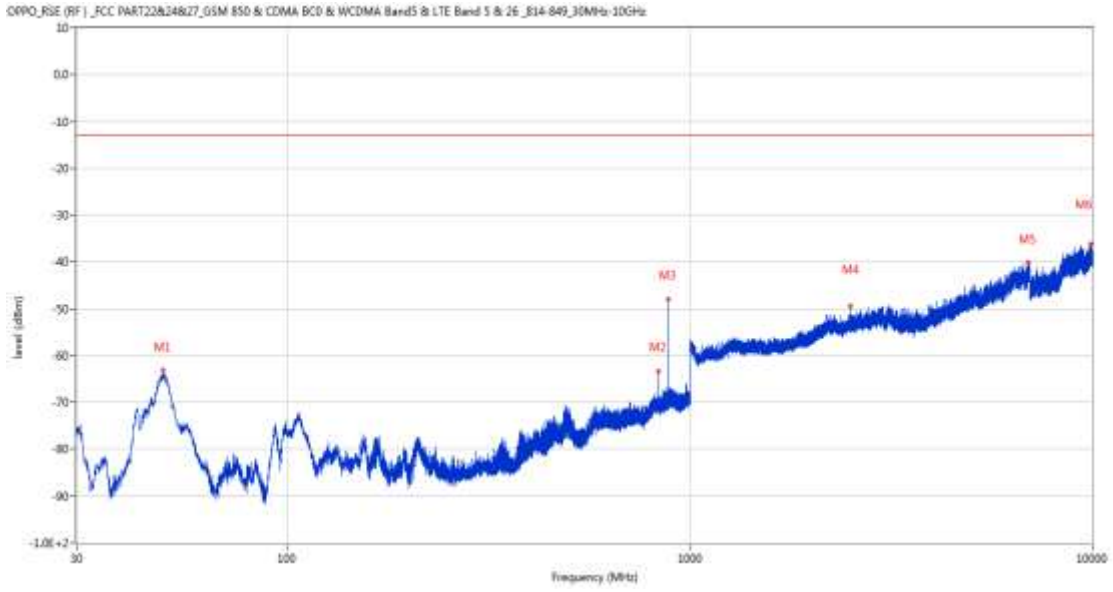
Frequency (MHz)	Result (dBm)	Factor (dB)	PK Limit (dBm)	Over Limit (dB)	Table (o)	ANT	EUT	Verdict
836.555	-63.41	0.52	-13.0	-50.41	317.00	Horizontal	Horizontal	Pass
881.563	-51.86	0.64	-13.0	-38.86	352.00	Horizontal	Horizontal	N/A
1673.000	-54.15	-0.84	-13.0	-41.15	163.00	Horizontal	Horizontal	Pass
2509.800	-41.66	6.02	-13.0	-28.66	358.00	Horizontal	Horizontal	Pass
6919.400	-39.23	19.31	-13.0	-26.23	320.00	Horizontal	Horizontal	Pass
9921.250	-34.39	39.97	-13.0	-21.39	325.00	Horizontal	Horizontal	Pass

RSE-H&V GSM 850 CH190



Frequency (MHz)	Result (dBm)	Factor (dB)	PK Limit (dBm)	Over Limit (dB)	Table (o)	ANT	EUT	Verdict
210.372	-71.03	-15.87	-13.0	-58.03	226.00	Horizontal	Vertical	Pass
881.514	-51.07	0.64	-13.0	-38.07	355.00	Horizontal	Vertical	N/A
1673.300	-53.47	-0.83	-13.0	-40.47	204.00	Horizontal	Vertical	Pass
2509.800	-50.41	6.02	-13.0	-37.41	70.00	Horizontal	Vertical	Pass
6973.200	-39.53	20.04	-13.0	-26.53	166.00	Horizontal	Vertical	Pass
9375.549	-36.37	39.87	-13.0	-23.37	-2.00	Horizontal	Vertical	Pass

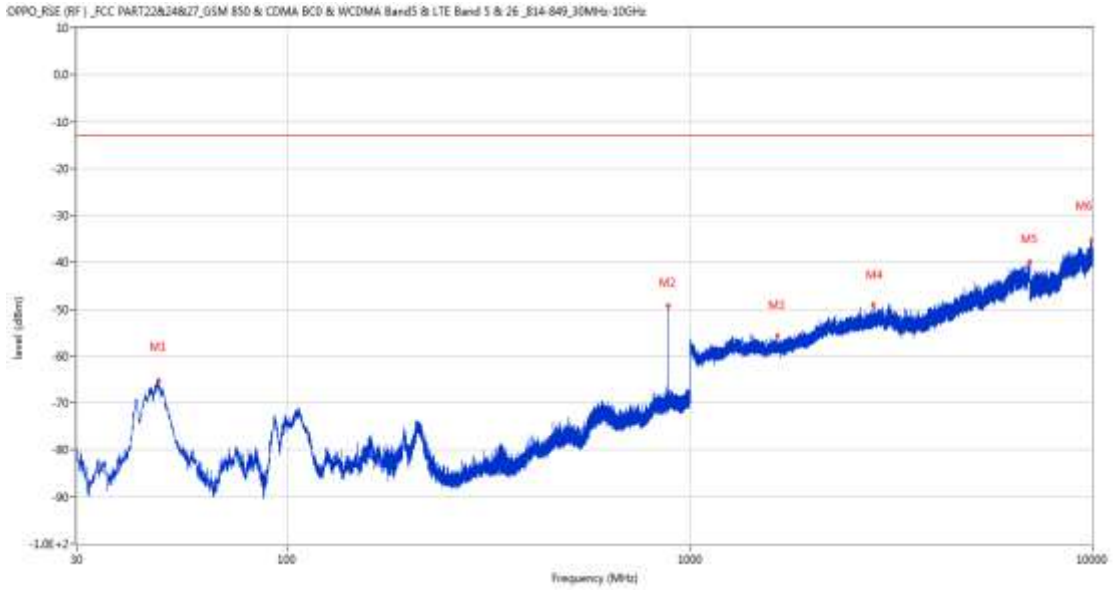
RSE-V&V GSM 850 CH190



Frequency (MHz)	Result (dBm)	Factor (dB)	PK Limit (dBm)	Over Limit (dB)	Table (o)	ANT	EUT	Verdict
49.206	-63.21	-16.36	-13.0	-50.21	80.00	Vertical	Vertical	Pass
836.555	-63.28	0.52	-13.0	-50.28	88.00	Vertical	Vertical	N/A
881.612	-47.97	0.65	-13.0	-34.97	143.00	Vertical	Vertical	N/A
2509.400	-49.36	6.00	-13.0	-36.36	282.00	Vertical	Vertical	Pass
6927.000	-40.23	19.12	-13.0	-27.23	228.00	Vertical	Vertical	Pass
9909.550	-36.19	40.00	-13.0	-23.19	217.00	Vertical	Vertical	Pass



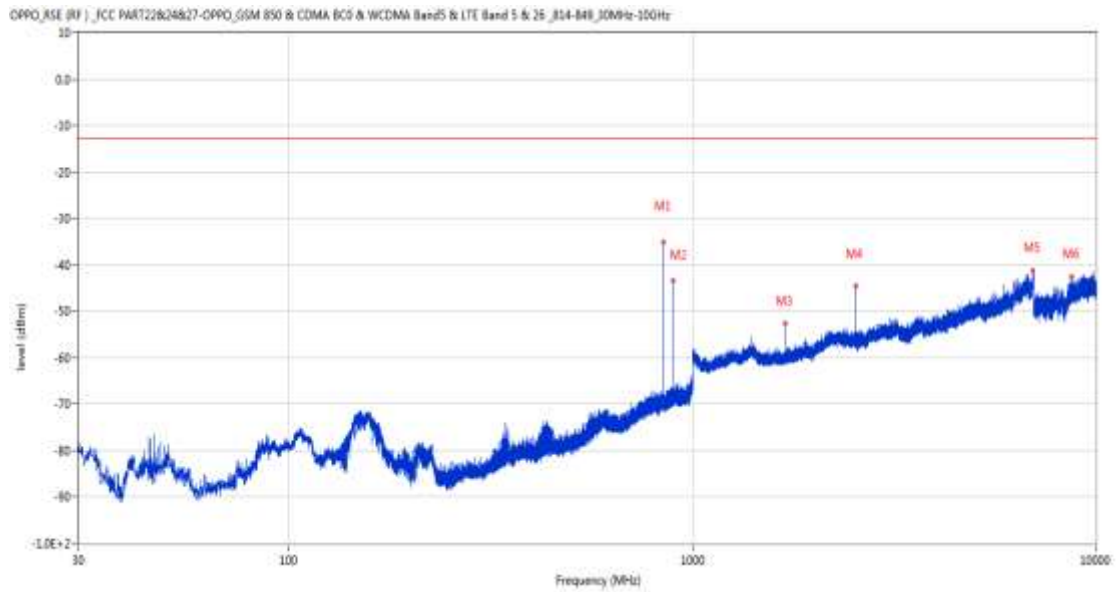
RSE-V&H GSM 850 CH190



Frequency (MHz)	Result (dBm)	Factor (dB)	PK Limit (dBm)	Over Limit (dB)	Table (o)	ANT	EUT	Verdict
47.897	-65.30	-15.26	-13.0	-52.30	11.00	Vertical	Horizontal	Pass
881.660	-49.29	0.65	-13.0	-36.29	144.00	Vertical	Horizontal	N/A
1652.000	-55.66	-0.67	-13.0	-42.66	238.00	Vertical	Horizontal	Pass
2862.300	-48.96	6.96	-13.0	-35.96	238.00	Vertical	Horizontal	Pass
6990.200	-40.01	19.54	-13.0	-27.01	342.00	Vertical	Horizontal	Pass
9949.000	-35.39	39.89	-13.0	-22.39	168.00	Vertical	Horizontal	Pass

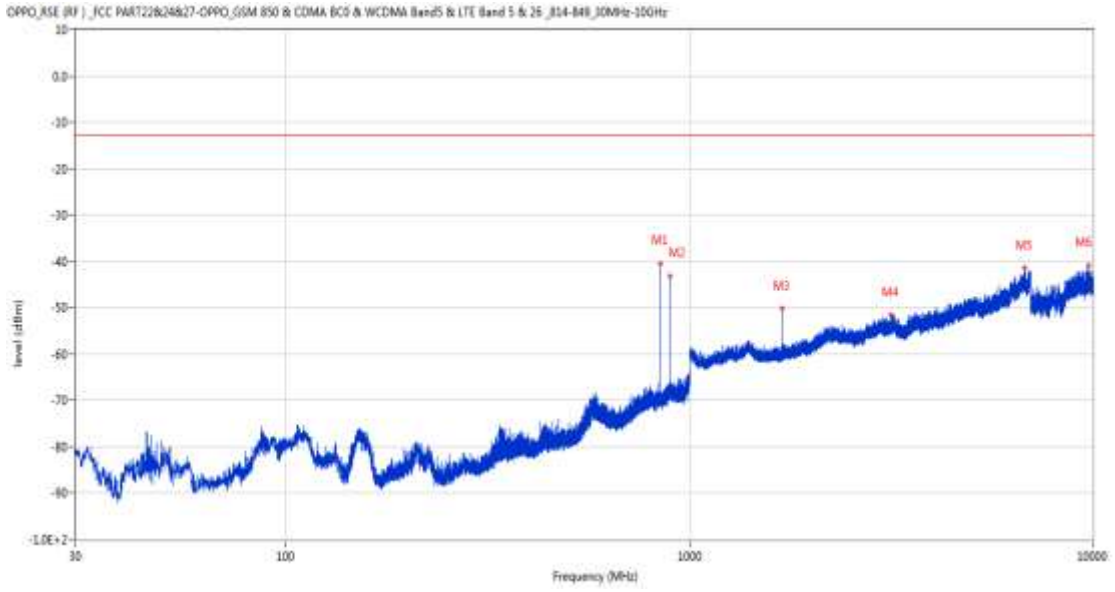
### 1.3 GSM 850 High Channel

RSE-H&H GSM 850 CH251



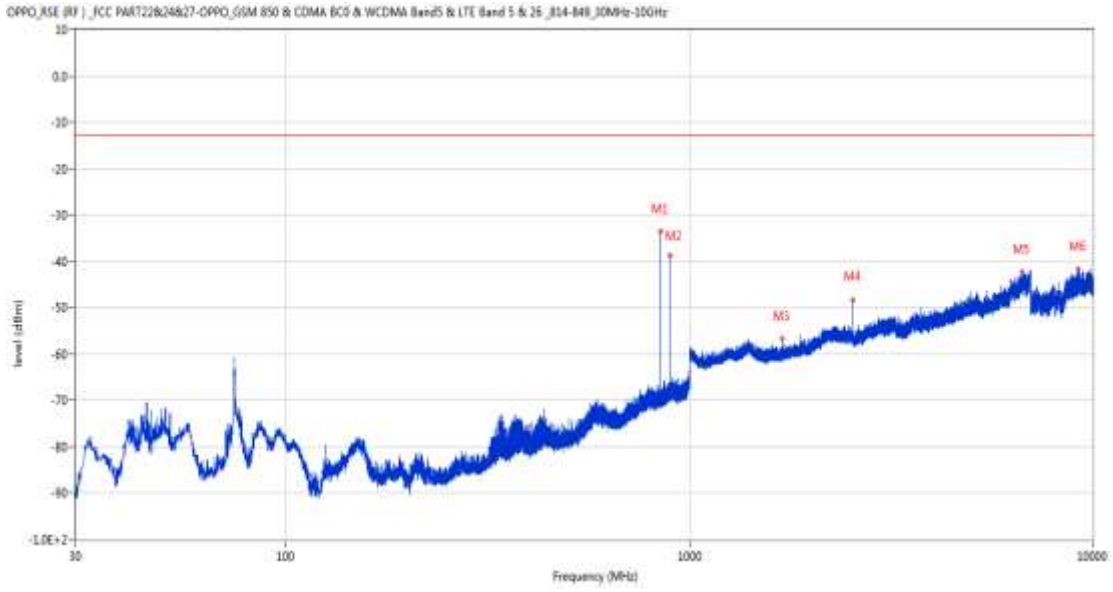
Frequency (MHz)	Result (dBm)	Factor (dB)	PK Limit (dBm)	Over Limit (dB)	Table (o)	ANT	EUT	Verdict
848.874	-35.22	2.46	-13.0	-22.22	75.00	Horizontal	Horizontal	N/A
893.785	-43.41	3.53	-13.0	-30.41	176.00	Horizontal	Horizontal	N/A
1698.000	-52.65	-5.63	-13.0	-39.65	40.00	Horizontal	Horizontal	Pass
2547.000	-44.63	-1.29	-13.0	-31.63	317.00	Horizontal	Horizontal	Pass
6973.800	-41.29	13.69	-13.0	-28.29	140.00	Horizontal	Horizontal	Pass
8703.849	-42.51	13.78	-13.0	-29.51	12.00	Horizontal	Horizontal	Pass

RSE-H&V GSM 850 CH251



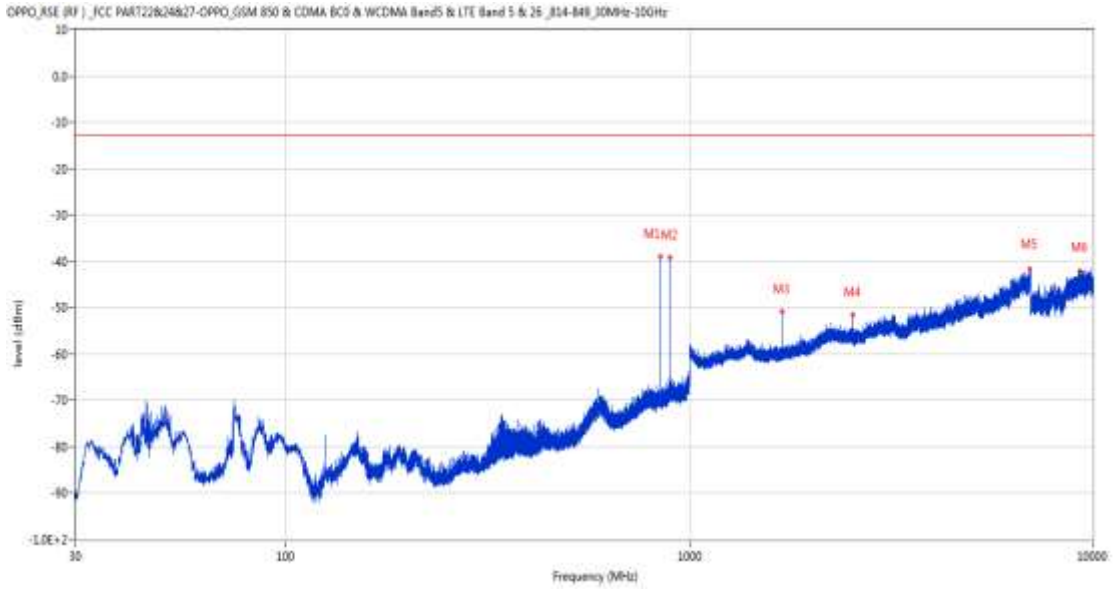
Frequency (MHz)	Result (dBm)	Factor (dB)	PK Limit (dBm)	Over Limit (dB)	Table (o)	ANT	EUT	Verdict
848.874	-40.42	2.46	-13.0	-27.42	-1.00	Horizontal	Vertical	N/A
893.882	-43.21	3.53	-13.0	-30.21	171.00	Horizontal	Vertical	N/A
1697.900	-50.17	-5.63	-13.0	-37.17	167.00	Horizontal	Vertical	Pass
3161.200	-51.54	3.06	-13.0	-38.54	14.00	Horizontal	Vertical	Pass
6785.800	-41.42	12.19	-13.0	-28.42	227.00	Horizontal	Vertical	Pass
9749.049	-40.92	16.12	-13.0	-27.92	137.00	Horizontal	Vertical	Pass

RSE-V&V GSM 850 CH251



Frequency (MHz)	Result (dBm)	Factor (dB)	PK Limit (dBm)	Over Limit (dB)	Table (o)	ANT	EUT	Verdict
848.777	-33.61	2.47	-13.0	-20.61	36.00	Vertical	Vertical	N/A
893.785	-38.77	3.53	-13.0	-25.77	186.00	Vertical	Vertical	N/A
1697.700	-56.78	-5.62	-13.0	-43.78	239.00	Vertical	Vertical	Pass
2546.800	-48.32	-1.29	-13.0	-35.32	328.00	Vertical	Vertical	Pass
6668.400	-42.32	11.56	-13.0	-29.32	229.00	Vertical	Vertical	Pass
9197.950	-41.69	15.31	-13.0	-28.69	244.00	Vertical	Vertical	Pass

RSE-V&H GSM 850 CH251

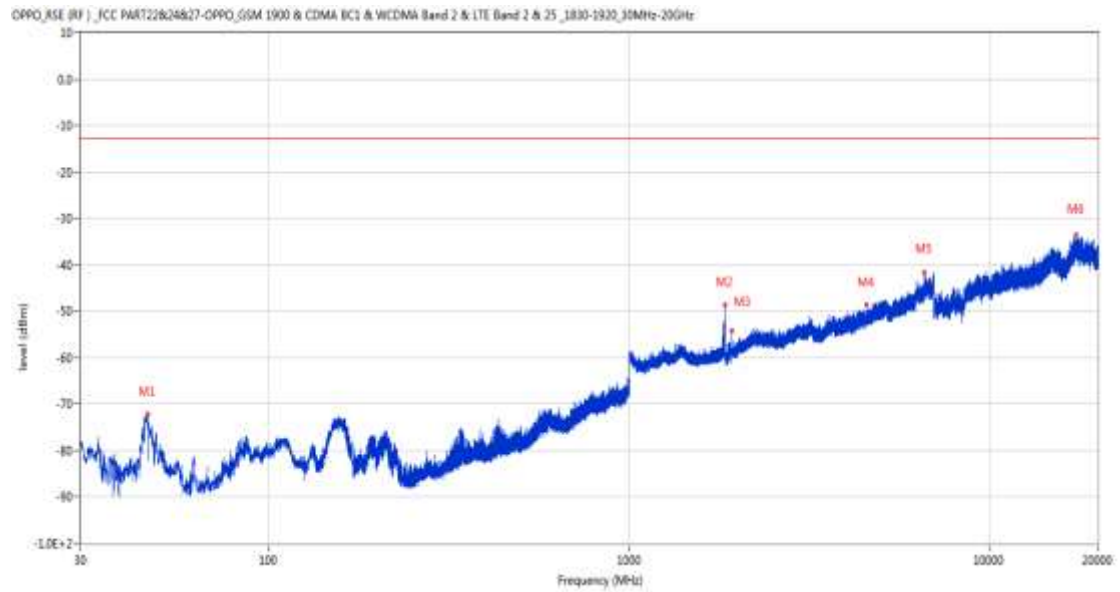


Frequency (MHz)	Result (dBm)	Factor (dB)	PK Limit (dBm)	Over Limit (dB)	Table (o)	ANT	EUT	Verdict
848.874	-38.90	2.46	-13.0	-25.90	24.00	Vertical	Horizontal	N/A
893.737	-39.07	3.53	-13.0	-26.07	195.00	Vertical	Horizontal	N/A
1698.200	-50.94	-5.63	-13.0	-37.94	360.00	Vertical	Horizontal	Pass
2547.000	-51.50	-1.29	-13.0	-38.50	3.00	Vertical	Horizontal	Pass
6983.600	-41.70	13.84	-13.0	-28.70	52.00	Vertical	Horizontal	Pass
9301.151	-42.19	15.55	-13.0	-29.19	53.00	Vertical	Horizontal	Pass

## 2 GSM 1900

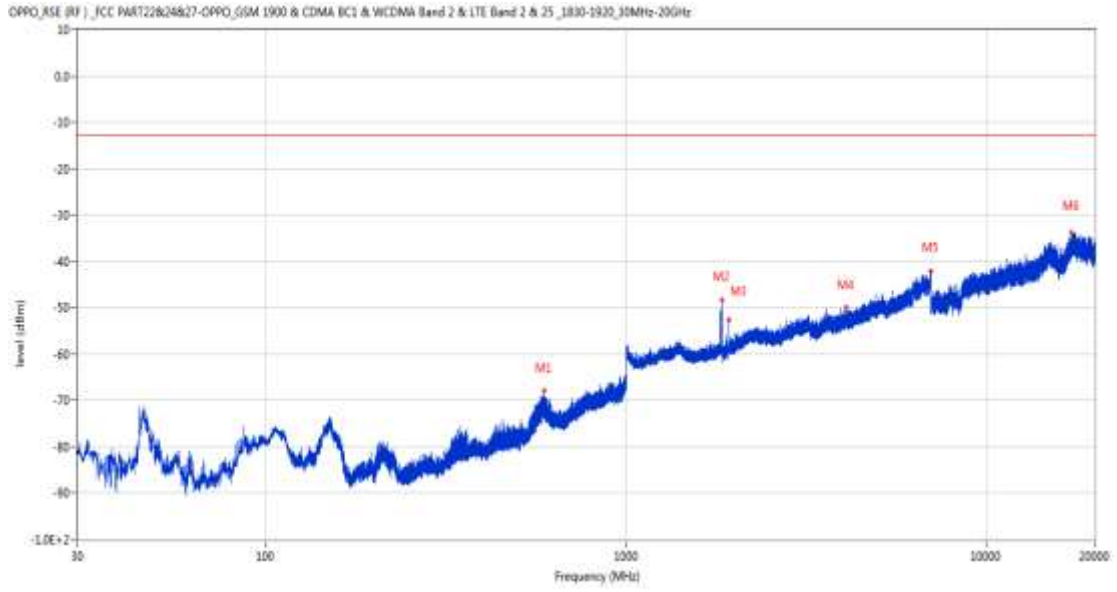
### 2.1 GSM 1900 Low Channel

RSE-H&H GSM 1900 CH512



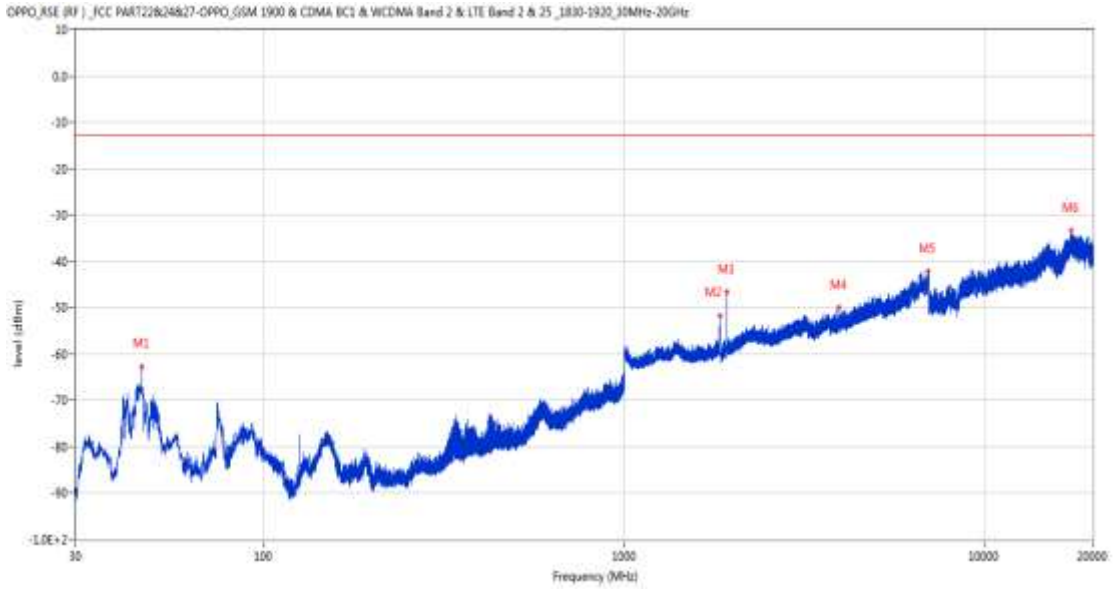
Frequency (MHz)	Result (dBm)	Factor (dB)	PK Limit (dBm)	Over Limit (dB)	Table (o)	ANT	EUT	Verdict
46.102	-72.20	-17.52	-13.0	-59.20	290.00	Horizontal	Horizontal	Pass
1850.600	-48.66	-4.40	-13.0	-35.66	113.00	Horizontal	Horizontal	N/A
1930.600	-54.22	-3.80	-13.0	-41.22	40.00	Horizontal	Horizontal	N/A
4572.200	-48.58	6.22	-13.0	-35.58	0.00	Horizontal	Horizontal	Pass
6607.200	-41.68	12.24	-13.0	-28.68	144.00	Horizontal	Horizontal	Pass
17455.974	-33.60	21.82	-13.0	-20.60	220.00	Horizontal	Horizontal	Pass

RSE-H&V GSM 1900 CH512



Frequency (MHz)	Result (dBm)	Factor (dB)	PK Limit (dBm)	Over Limit (dB)	Table (o)	ANT	EUT	Verdict
593.812	-67.96	-2.97	-13.0	-54.96	57.00	Horizontal	Vertical	Pass
1850.600	-48.43	-4.40	-13.0	-35.43	174.00	Horizontal	Vertical	N/A
1930.600	-52.69	-3.80	-13.0	-39.69	167.00	Horizontal	Vertical	N/A
4087.600	-50.05	4.92	-13.0	-37.05	318.00	Horizontal	Vertical	Pass
6995.200	-42.09	13.56	-13.0	-29.09	225.00	Horizontal	Vertical	Pass
17191.350	-33.83	20.92	-13.0	-20.83	94.00	Horizontal	Vertical	Pass

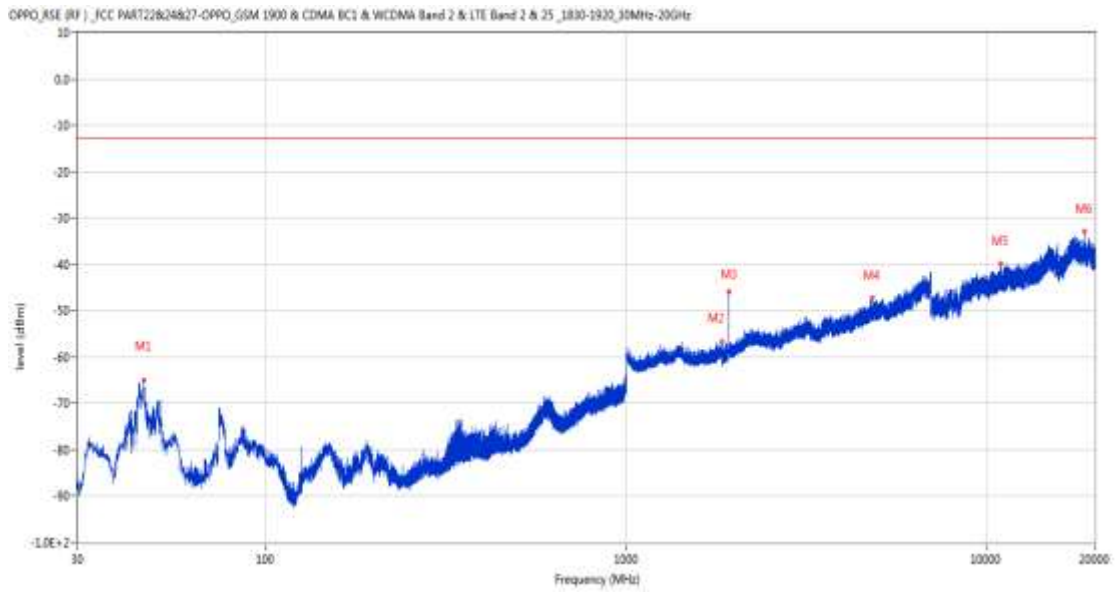
RSE-V&V GSM 1900 CH512



Frequency (MHz)	Result (dBm)	Factor (dB)	PK Limit (dBm)	Over Limit (dB)	Table (o)	ANT	EUT	Verdict
45.811	-62.67	-17.30	-13.0	-49.67	20.00	Vertical	Vertical	Pass
1850.600	-51.73	-4.40	-13.0	-38.73	239.00	Vertical	Vertical	N/A
1930.500	-46.65	-3.80	-13.0	-33.65	43.00	Vertical	Vertical	N/A
3945.600	-50.04	5.24	-13.0	-37.04	317.00	Vertical	Vertical	Pass
6987.000	-42.00	13.69	-13.0	-29.00	98.00	Vertical	Vertical	Pass
17391.450	-33.39	22.51	-13.0	-20.39	0.00	Vertical	Vertical	Pass



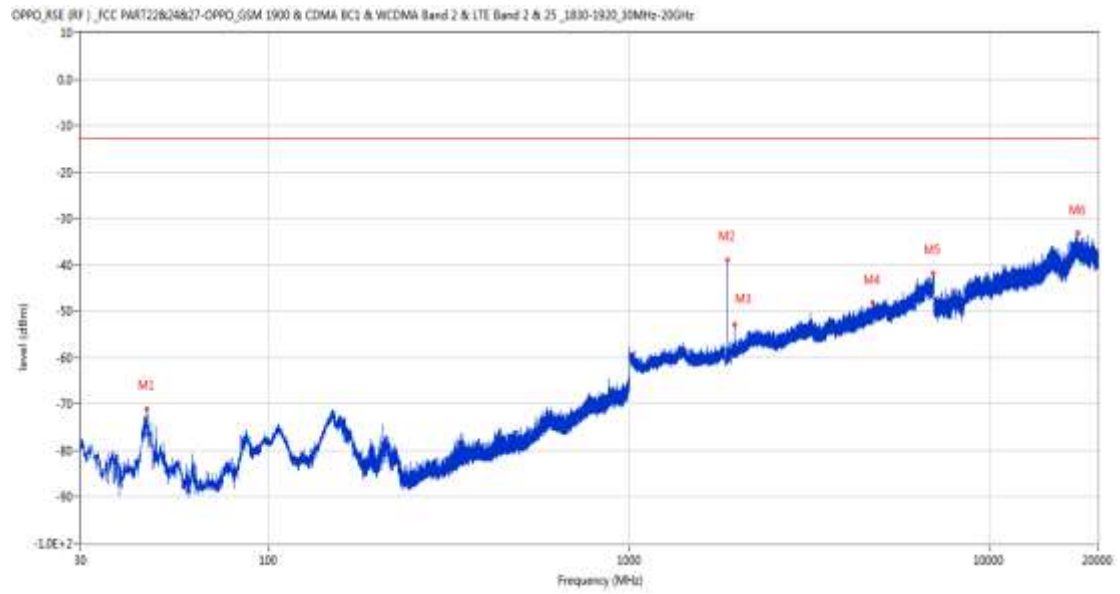
RSE-V&H GSM 1900 CH512



Frequency (MHz)	Result (dBm)	Factor (dB)	PK Limit (dBm)	Over Limit (dB)	Table (o)	ANT	EUT	Verdict
45.859	-64.91	-17.36	-13.0	-51.91	214.00	Vertical	Horizontal	Pass
1850.700	-56.76	-4.40	-13.0	-43.76	8.00	Vertical	Horizontal	N/A
1930.500	-45.89	-3.80	-13.0	-32.89	360.00	Vertical	Horizontal	N/A
4811.600	-47.19	7.13	-13.0	-34.19	292.00	Vertical	Horizontal	Pass
10988.200	-39.83	17.31	-13.0	-26.83	-3.00	Vertical	Horizontal	Pass
18678.688	-32.87	24.73	-13.0	-19.87	363.00	Vertical	Horizontal	Pass

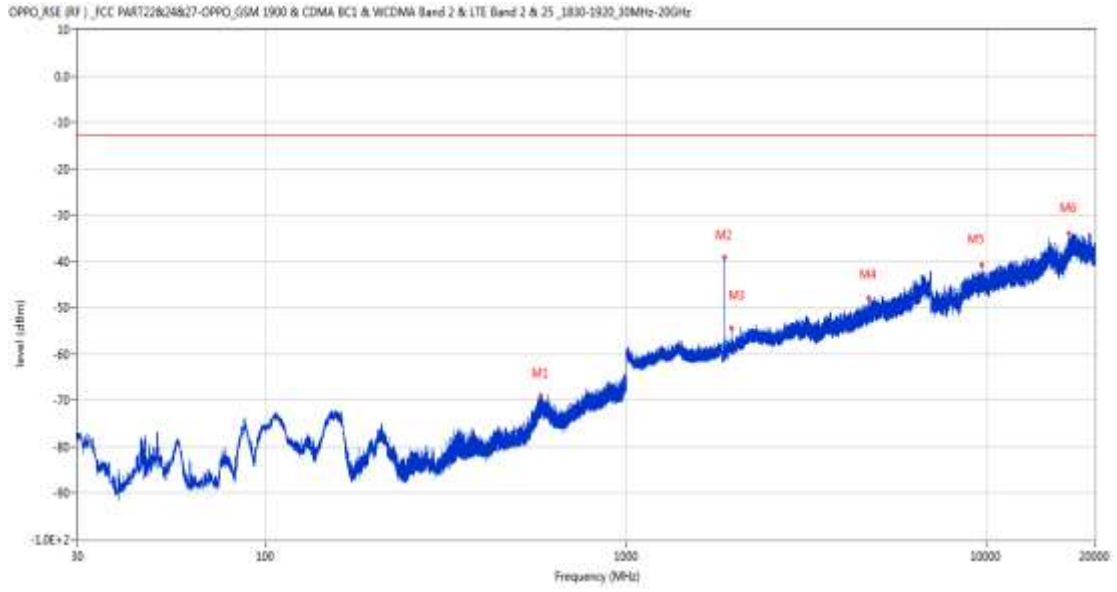
## 2.2 GSM 1900 Middle Channel

RSE-H&H GSM 1900 CH661



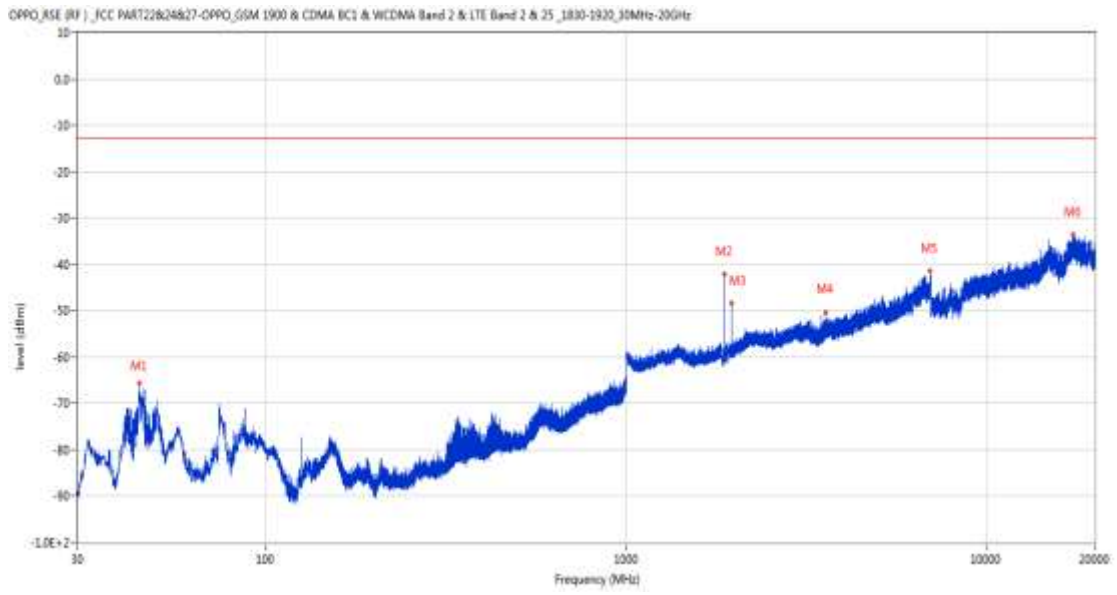
Frequency (MHz)	Result (dBm)	Factor (dB)	PK Limit (dBm)	Over Limit (dB)	Table (o)	ANT	EUT	Verdict
45.908	-70.98	-17.42	-13.0	-57.98	216.00	Horizontal	Horizontal	Pass
1880.300	-38.99	-4.03	-13.0	-25.99	167.00	Horizontal	Horizontal	N/A
1960.300	-52.91	-4.69	-13.0	-39.91	112.00	Horizontal	Horizontal	N/A
4746.200	-48.04	6.20	-13.0	-35.04	321.00	Horizontal	Horizontal	Pass
6993.400	-41.93	13.66	-13.0	-28.93	8.00	Horizontal	Horizontal	Pass
17598.800	-33.18	21.98	-13.0	-20.18	148.00	Horizontal	Horizontal	Pass

RSE-H&V GSM 1900 CH661



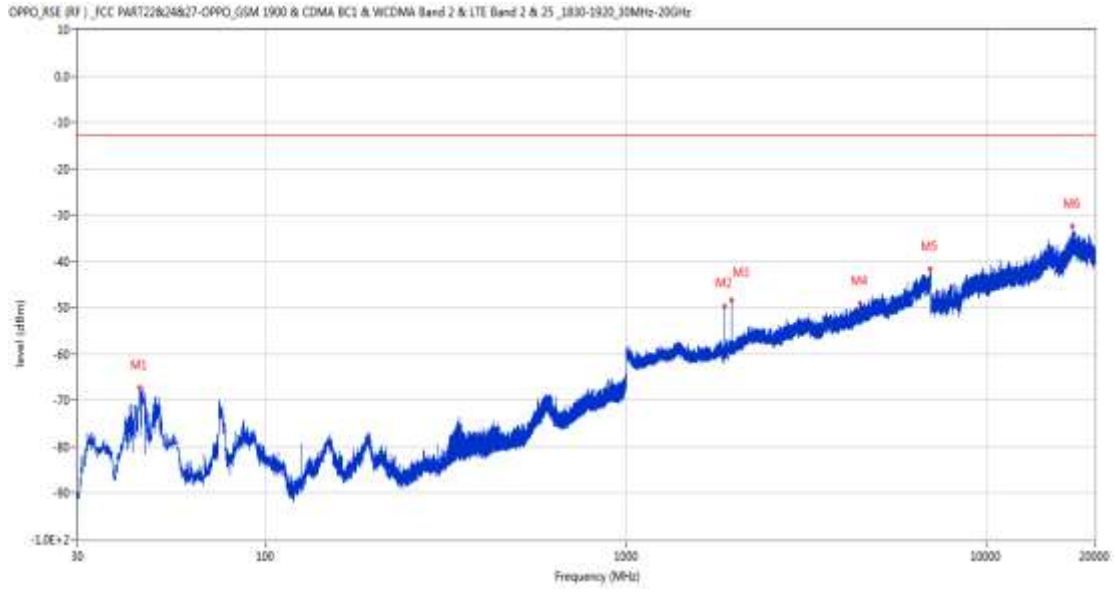
Frequency (MHz)	Result (dBm)	Factor (dB)	PK Limit (dBm)	Over Limit (dB)	Table (o)	ANT	EUT	Verdict
578.681	-69.09	-4.31	-13.0	-56.09	59.00	Horizontal	Vertical	Pass
1880.400	-39.24	-4.03	-13.0	-26.24	173.00	Horizontal	Vertical	N/A
1960.200	-54.49	-4.68	-13.0	-41.49	180.00	Horizontal	Vertical	N/A
4713.200	-47.98	6.29	-13.0	-34.98	13.00	Horizontal	Vertical	Pass
9711.126	-40.84	16.64	-13.0	-27.84	225.00	Horizontal	Vertical	Pass
16973.850	-34.09	21.00	-13.0	-21.09	310.00	Horizontal	Vertical	Pass

RSE-V&V GSM 1900 CH661



Frequency (MHz)	Result (dBm)	Factor (dB)	PK Limit (dBm)	Over Limit (dB)	Table (o)	ANT	EUT	Verdict
44.647	-65.74	-15.68	-13.0	-52.74	254.00	Vertical	Vertical	Pass
1880.300	-42.09	-4.03	-13.0	-29.09	230.00	Vertical	Vertical	N/A
1960.400	-48.42	-4.69	-13.0	-35.42	167.00	Vertical	Vertical	N/A
3579.600	-50.49	3.60	-13.0	-37.49	261.00	Vertical	Vertical	Pass
6991.000	-41.38	13.49	-13.0	-28.38	17.00	Vertical	Vertical	Pass
17446.912	-33.60	22.00	-13.0	-20.60	153.00	Vertical	Vertical	Pass

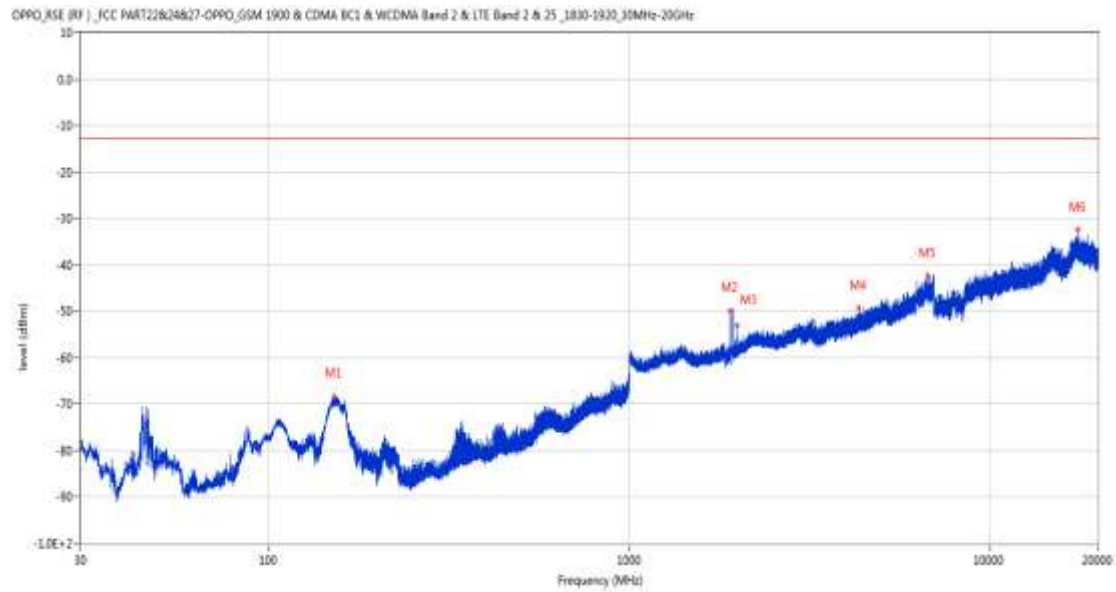
RSE-V&H GSM 1900 CH661



Frequency (MHz)	Result (dBm)	Factor (dB)	PK Limit (dBm)	Over Limit (dB)	Table (o)	ANT	EUT	Verdict
44.696	-67.20	-15.77	-13.0	-54.20	214.00	Vertical	Horizontal	Pass
1880.500	-49.79	-4.03	-13.0	-36.79	7.00	Vertical	Horizontal	N/A
1960.400	-48.36	-4.69	-13.0	-35.36	360.00	Vertical	Horizontal	N/A
4462.800	-49.14	6.81	-13.0	-36.14	344.00	Vertical	Horizontal	Pass
6982.600	-41.73	13.91	-13.0	-28.73	245.00	Vertical	Horizontal	Pass
17298.651	-32.44	21.14	-13.0	-19.44	360.00	Vertical	Horizontal	Pass

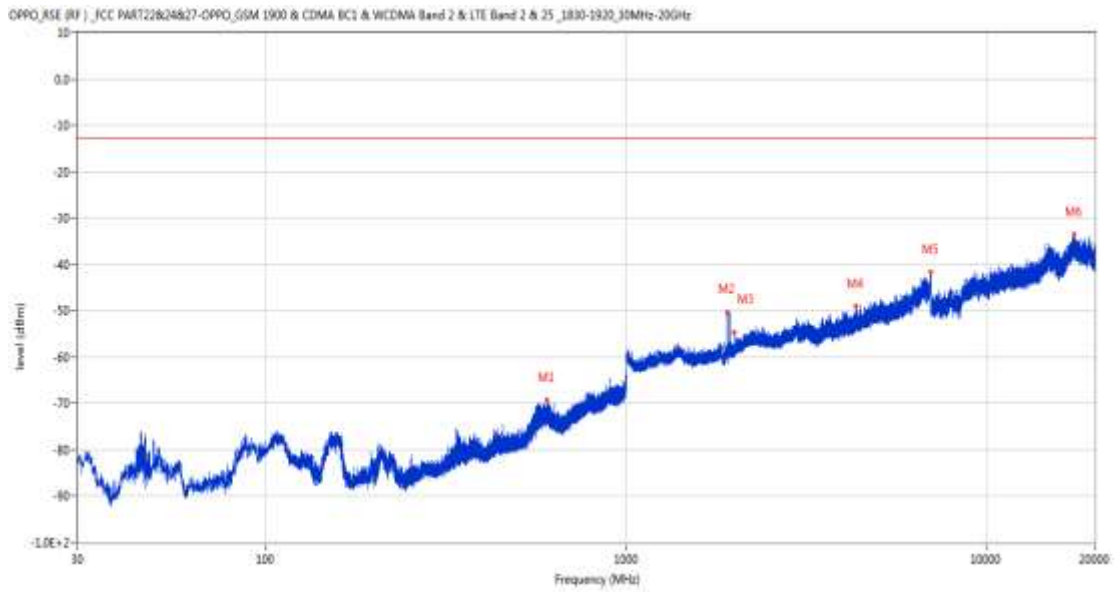
## 2.3 GSM 1900 High Channel

RSE-H&H GSM 1900 CH810



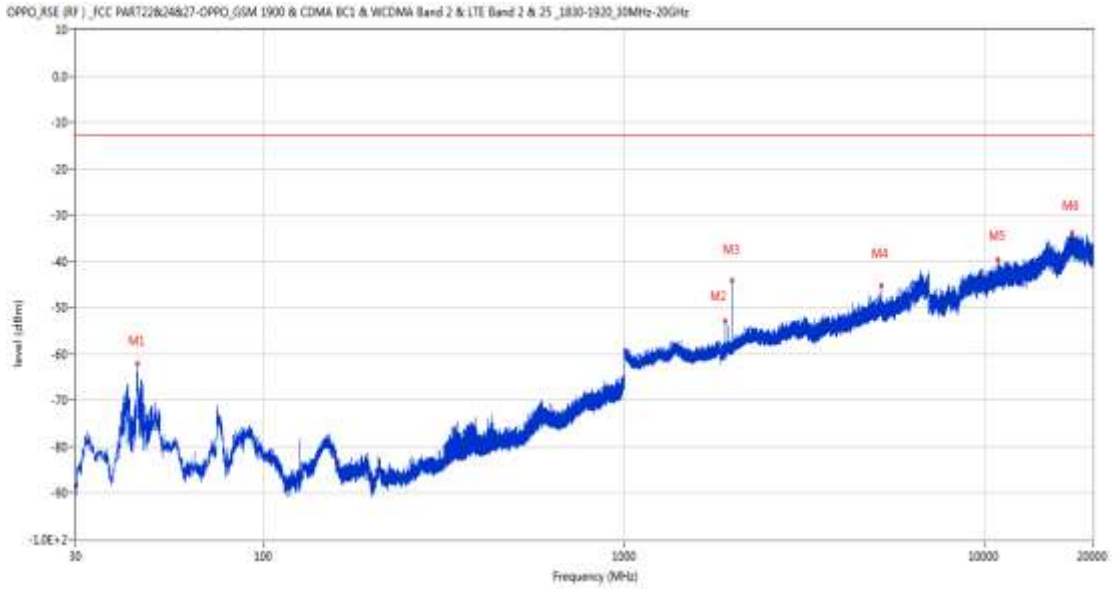
Frequency (MHz)	Result (dBm)	Factor (dB)	PK Limit (dBm)	Over Limit (dB)	Table (o)	ANT	EUT	Verdict
151.929	-68.24	-14.95	-13.0	-55.24	361.00	Horizontal	Horizontal	Pass
1910.300	-49.91	-3.79	-13.0	-36.91	212.00	Horizontal	Horizontal	N/A
1990.300	-53.18	-4.41	-13.0	-40.18	167.00	Horizontal	Horizontal	N/A
4340.400	-49.34	6.19	-13.0	-36.34	361.00	Horizontal	Horizontal	Pass
6764.200	-42.40	11.45	-13.0	-29.40	297.00	Horizontal	Horizontal	Pass
17578.500	-32.47	22.21	-13.0	-19.47	21.00	Horizontal	Horizontal	Pass

RSE-H&V GSM 1900 CH810



Frequency (MHz)	Result (dBm)	Factor (dB)	PK Limit (dBm)	Over Limit (dB)	Table (o)	ANT	EUT	Verdict
601.961	-69.30	-2.41	-13.0	-56.30	277.00	Horizontal	Vertical	Pass
1910.200	-50.33	-3.79	-13.0	-37.33	355.00	Horizontal	Vertical	N/A
1989.800	-54.76	-4.44	-13.0	-41.76	158.00	Horizontal	Vertical	N/A
4342.800	-49.05	6.20	-13.0	-36.05	287.00	Horizontal	Vertical	Pass
6999.200	-41.74	13.65	-13.0	-28.74	209.00	Horizontal	Vertical	Pass
17485.339	-33.64	21.54	-13.0	-20.64	50.00	Horizontal	Vertical	Pass

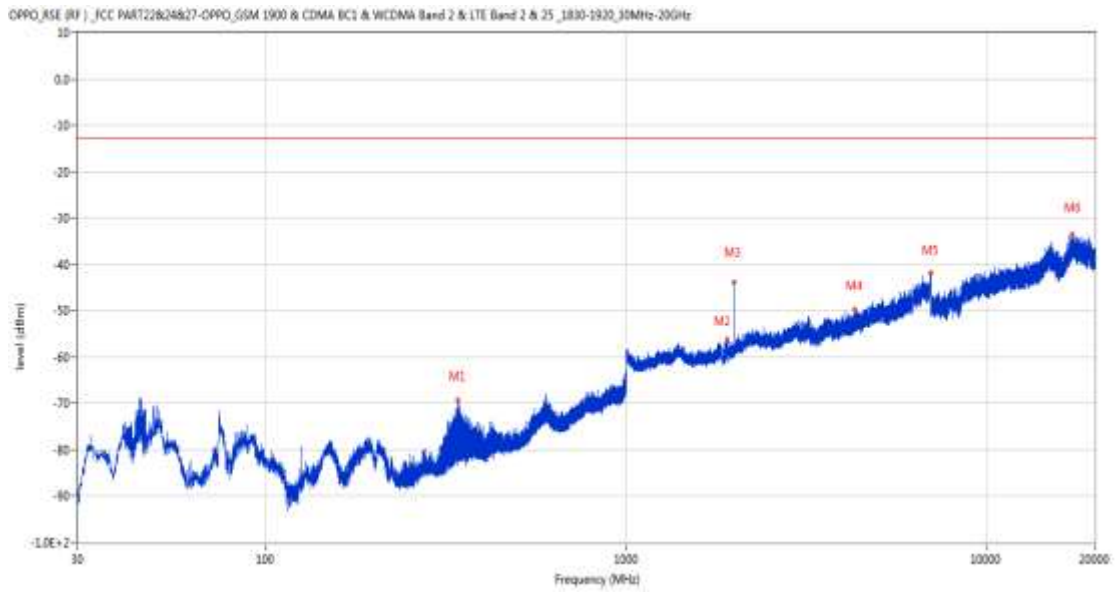
RSE-V&V GSM 1900 CH810



Frequency (MHz)	Result (dBm)	Factor (dB)	PK Limit (dBm)	Over Limit (dB)	Table (o)	ANT	EUT	Verdict
44.647	-62.07	-15.68	-13.0	-49.07	361.00	Vertical	Vertical	Pass
1910.300	-52.89	-3.79	-13.0	-39.89	225.00	Vertical	Vertical	N/A
1990.200	-44.18	-4.42	-13.0	-31.18	345.00	Vertical	Vertical	N/A
5190.400	-45.15	7.40	-13.0	-32.15	334.00	Vertical	Vertical	Pass
10901.662	-39.61	17.71	-13.0	-26.61	213.00	Vertical	Vertical	Pass
17492.589	-33.82	21.32	-13.0	-20.82	50.00	Vertical	Vertical	Pass



RSE-V&H GSM 1900 CH810



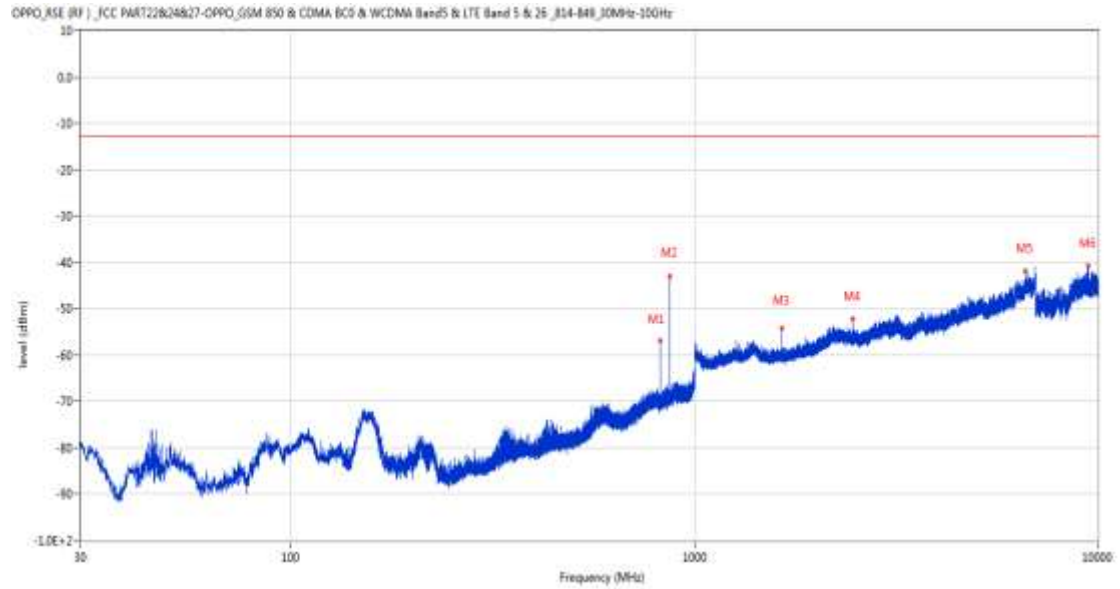
Frequency (MHz)	Result (dBm)	Factor (dB)	PK Limit (dBm)	Over Limit (dB)	Table (o)	ANT	EUT	Verdict
341.661	-69.36	-10.39	-13.0	-56.36	-2.00	Vertical	Horizontal	Pass
1910.400	-56.32	-3.79	-13.0	-43.32	22.00	Vertical	Horizontal	N/A
1990.300	-43.91	-4.41	-13.0	-30.91	128.00	Vertical	Horizontal	N/A
4324.000	-49.69	6.08	-13.0	-36.69	105.00	Vertical	Horizontal	Pass
6996.800	-41.76	13.59	-13.0	-28.76	105.00	Vertical	Horizontal	Pass
17327.651	-33.57	21.08	-13.0	-20.57	86.00	Vertical	Horizontal	Pass

## EGPRS

### 3 EGPRS 850

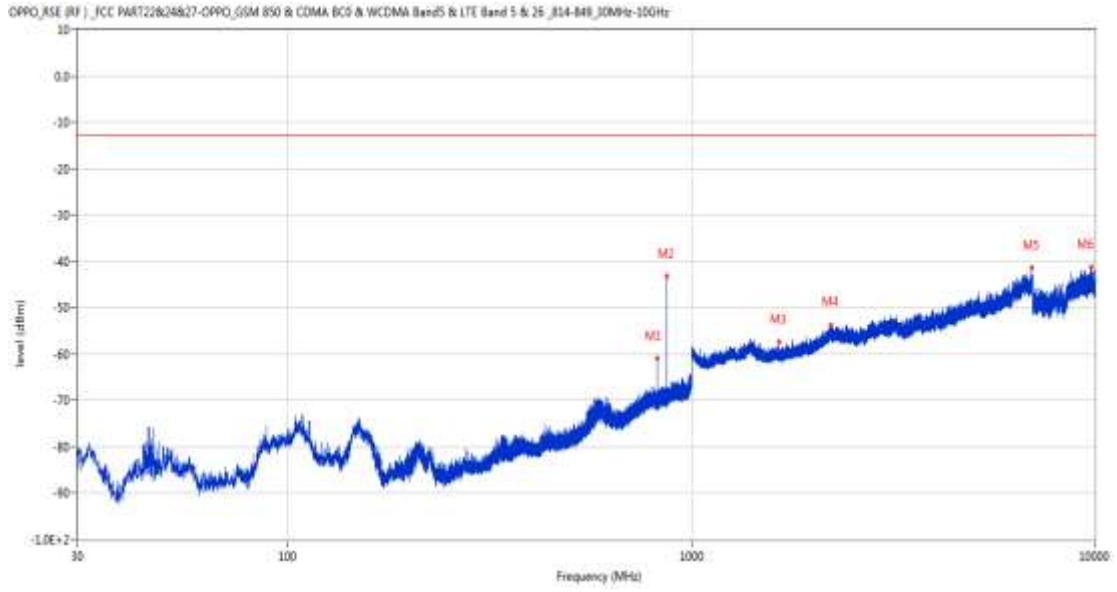
#### 3.1 EGPRS 850 Low Channel

RSE-H&H EGPRS 850 CH128



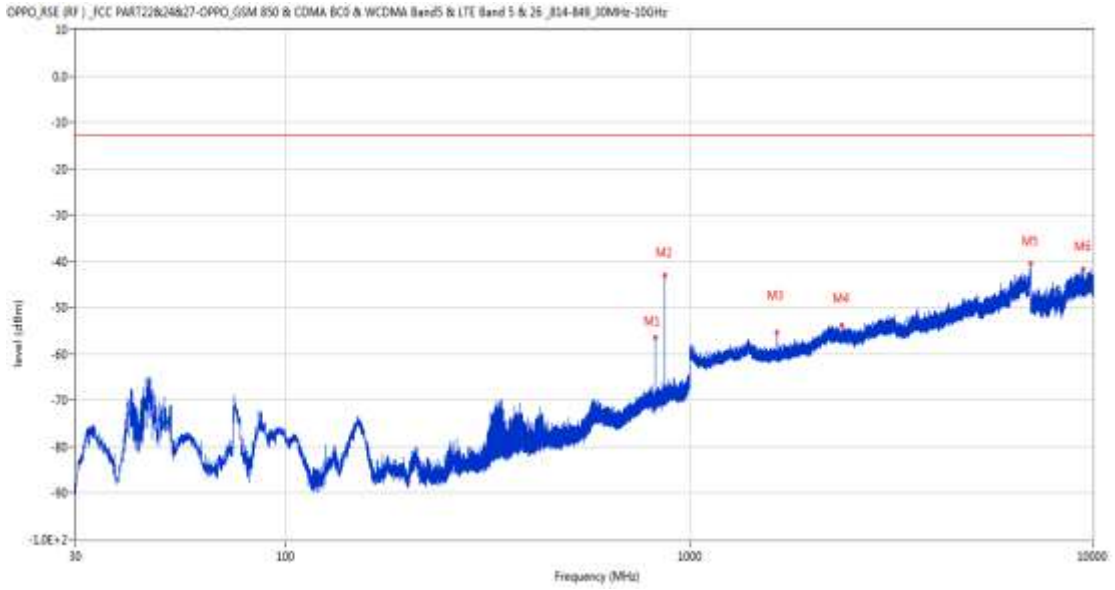
Frequency (MHz)	Result (dBm)	Factor (dB)	PK Limit (dBm)	Over Limit (dB)	Table (o)	ANT	EUT	Verdict
824.188	-56.93	2.22	-13.0	-43.93	92.00	Horizontal	Horizontal	N/A
869.244	-42.93	2.38	-13.0	-29.93	1.00	Horizontal	Horizontal	N/A
1648.500	-54.24	-5.85	-13.0	-41.24	126.00	Horizontal	Horizontal	Pass
2473.300	-52.28	-1.24	-13.0	-39.28	192.00	Horizontal	Horizontal	Pass
6602.200	-41.85	11.86	-13.0	-28.85	308.00	Horizontal	Horizontal	Pass
9449.500	-40.79	16.73	-13.0	-27.79	214.00	Horizontal	Horizontal	Pass

RSE-H&V EGPRS 850 CH128



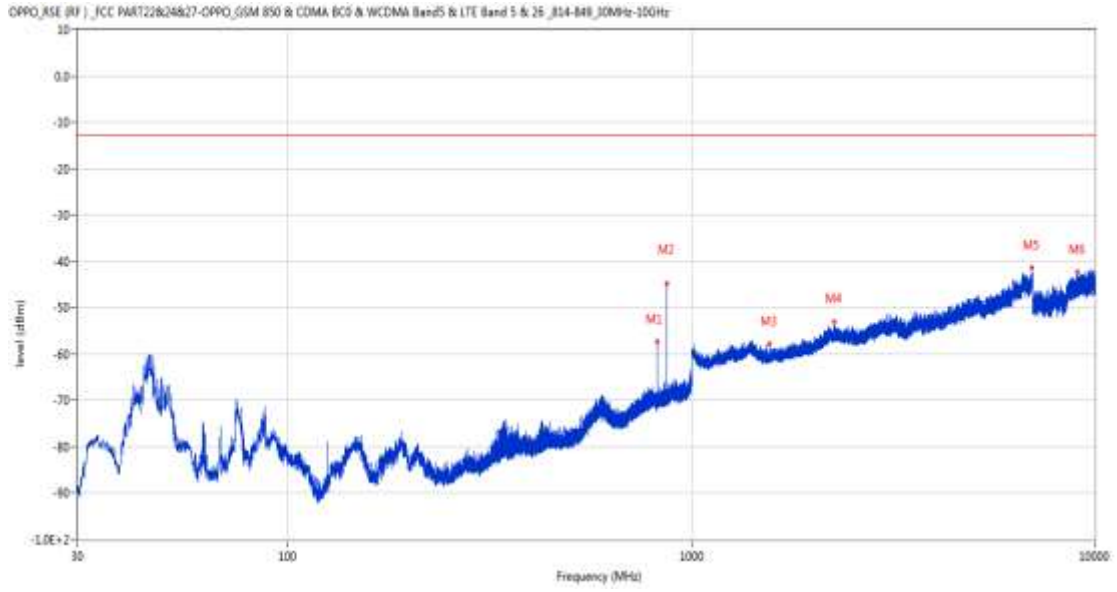
Frequency (MHz)	Result (dBm)	Factor (dB)	PK Limit (dBm)	Over Limit (dB)	Table (o)	ANT	EUT	Verdict
824.188	-61.00	2.22	-13.0	-48.00	361.00	Horizontal	Vertical	N/A
869.244	-43.17	2.38	-13.0	-30.17	0.00	Horizontal	Vertical	N/A
1648.900	-57.26	-5.86	-13.0	-44.26	333.00	Horizontal	Vertical	Pass
2212.700	-53.80	-1.15	-13.0	-40.80	277.00	Horizontal	Vertical	Pass
6971.400	-41.39	13.56	-13.0	-28.39	178.00	Horizontal	Vertical	Pass
9792.400	-41.28	16.29	-13.0	-28.28	92.00	Horizontal	Vertical	Pass

RSE-V&V EGPRS 850 CH128



Frequency (MHz)	Result (dBm)	Factor (dB)	PK Limit (dBm)	Over Limit (dB)	Table (o)	ANT	EUT	Verdict
824.236	-56.56	2.22	-13.0	-43.56	126.00	Vertical	Vertical	N/A
869.147	-42.87	2.38	-13.0	-29.87	126.00	Vertical	Vertical	N/A
1648.700	-55.27	-5.85	-13.0	-42.27	252.00	Vertical	Vertical	Pass
2378.800	-53.77	-1.01	-13.0	-40.77	180.00	Vertical	Vertical	Pass
7000.000	-40.61	13.64	-13.0	-27.61	86.00	Vertical	Vertical	Pass
9461.800	-41.72	16.49	-13.0	-28.72	229.00	Vertical	Vertical	Pass

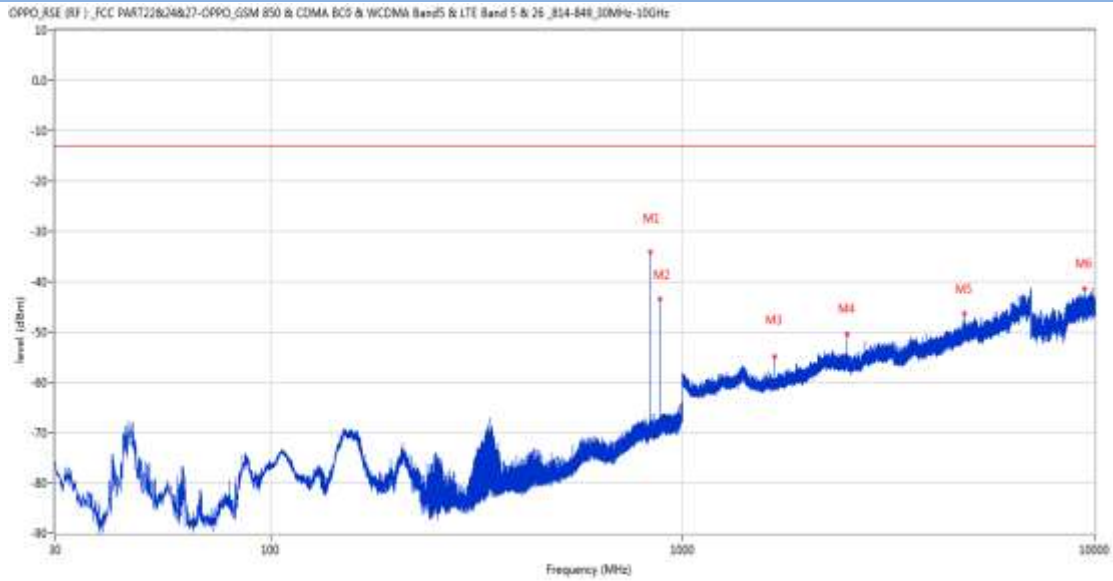
RSE-V&H EGPRS 850 CH128



Frequency (MHz)	Result (dBm)	Factor (dB)	PK Limit (dBm)	Over Limit (dB)	Table (o)	ANT	EUT	Verdict
824.188	-57.30	2.22	-13.0	-44.30	29.00	Vertical	Horizontal	N/A
869.244	-44.80	2.38	-13.0	-31.80	116.00	Vertical	Horizontal	N/A
1562.300	-57.89	-5.85	-13.0	-44.89	56.00	Vertical	Horizontal	Pass
2255.400	-53.14	-1.21	-13.0	-40.14	37.00	Vertical	Horizontal	Pass
6984.000	-41.42	13.80	-13.0	-28.42	11.00	Vertical	Horizontal	Pass
9072.550	-42.32	14.82	-13.0	-29.32	36.00	Vertical	Horizontal	Pass

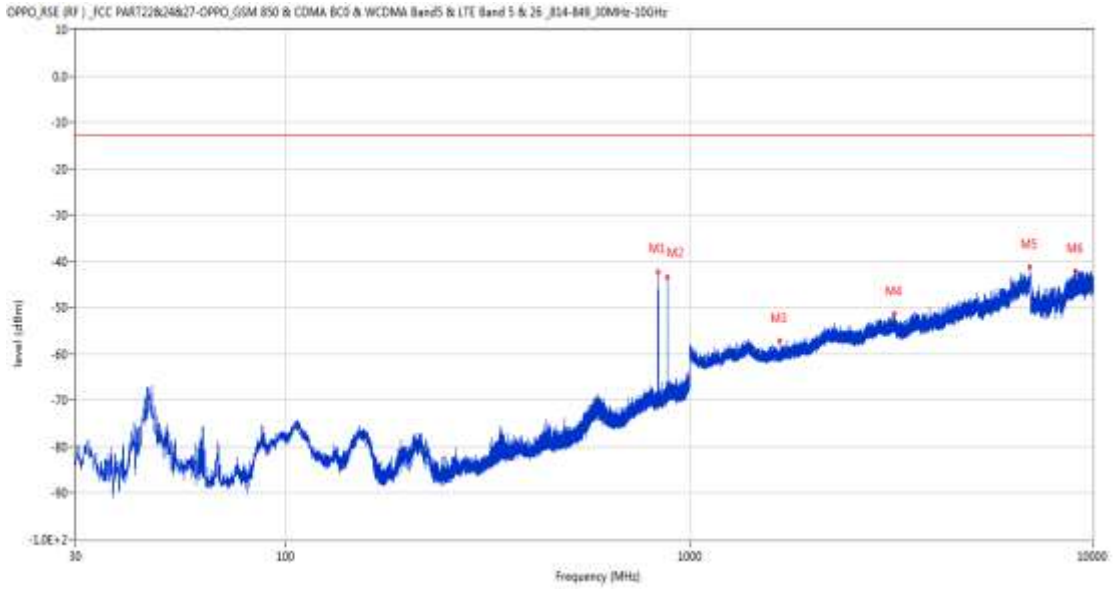
### 3.2 EGPRS 850 Middle Channel

#### RSE-H&H EGPRS 850 CH190



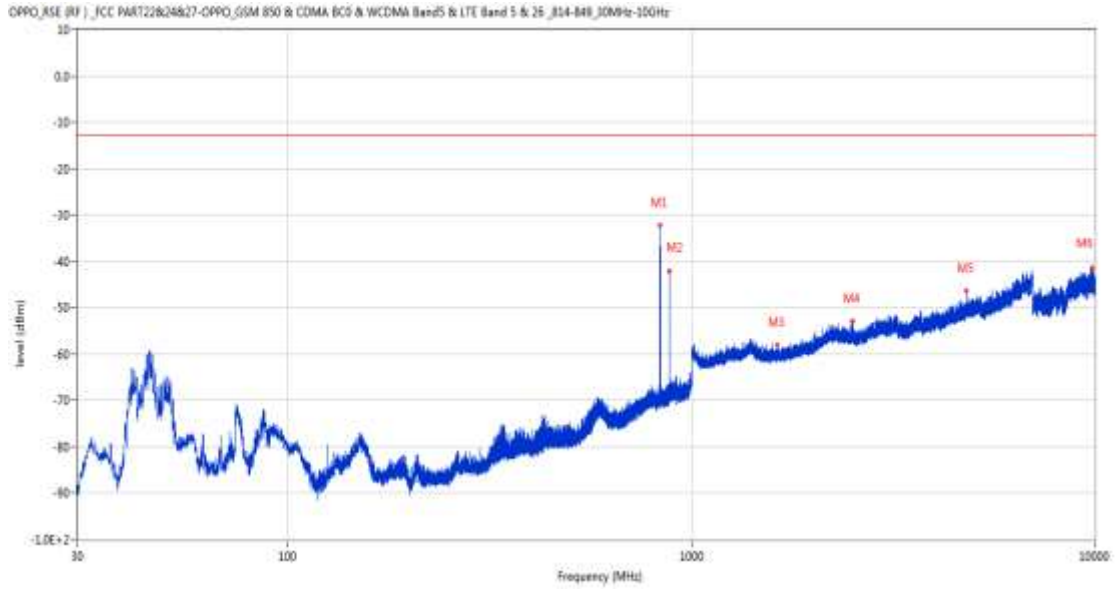
Frequency (MHz)	Result (dBm)	Factor (dB)	PK Limit (dBm)	Over Limit (dB)	Table (o)	ANT	EUT	Verdict
836.604	-34.00	2.59	-13.0	-21.00	162.00	Horizontal	Horizontal	N/A
881.660	-43.50	2.81	-13.0	-30.50	9.00	Horizontal	Horizontal	N/A
1673.800	-54.92	-5.82	-13.0	-41.92	173.00	Horizontal	Horizontal	Pass
2510.300	-50.41	-1.00	-13.0	-37.41	309.00	Horizontal	Horizontal	Pass
4838.800	-46.38	7.08	-13.0	-33.38	16.00	Horizontal	Horizontal	Pass
9449.050	-41.42	16.71	-13.0	-28.42	311.00	Horizontal	Horizontal	Pass

RSE-H&V EGPRS 850 CH190



Frequency (MHz)	Result (dBm)	Factor (dB)	PK Limit (dBm)	Over Limit (dB)	Table (o)	ANT	EUT	Verdict
836.604	-42.25	2.59	-13.0	-29.25	360.00	Horizontal	Vertical	N/A
881.563	-43.36	2.80	-13.0	-30.36	127.00	Horizontal	Vertical	N/A
1673.600	-57.18	-5.83	-13.0	-44.18	151.00	Horizontal	Vertical	Pass
3215.400	-51.21	3.66	-13.0	-38.21	248.00	Horizontal	Vertical	Pass
6995.600	-41.24	13.55	-13.0	-28.24	308.00	Horizontal	Vertical	Pass
9050.050	-42.05	14.95	-13.0	-29.05	160.00	Horizontal	Vertical	Pass

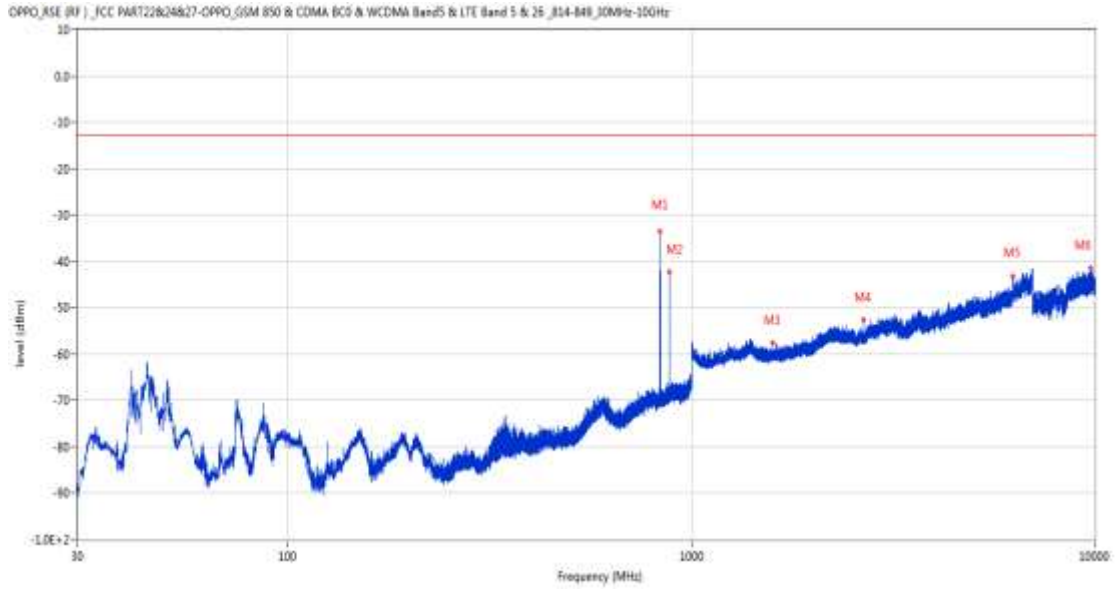
RSE-V&V EGPRS 850 CH190



Frequency (MHz)	Result (dBm)	Factor (dB)	PK Limit (dBm)	Over Limit (dB)	Table (o)	ANT	EUT	Verdict
836.652	-32.30	2.60	-13.0	-19.30	3.00	Vertical	Vertical	N/A
881.660	-42.08	2.81	-13.0	-29.08	206.00	Vertical	Vertical	N/A
1630.200	-58.06	-5.67	-13.0	-45.06	2.00	Vertical	Vertical	Pass
2510.500	-52.89	-1.03	-13.0	-39.89	217.00	Vertical	Vertical	Pass
4805.400	-46.39	7.32	-13.0	-33.39	278.00	Vertical	Vertical	Pass
9833.050	-41.35	17.02	-13.0	-28.35	322.00	Vertical	Vertical	Pass



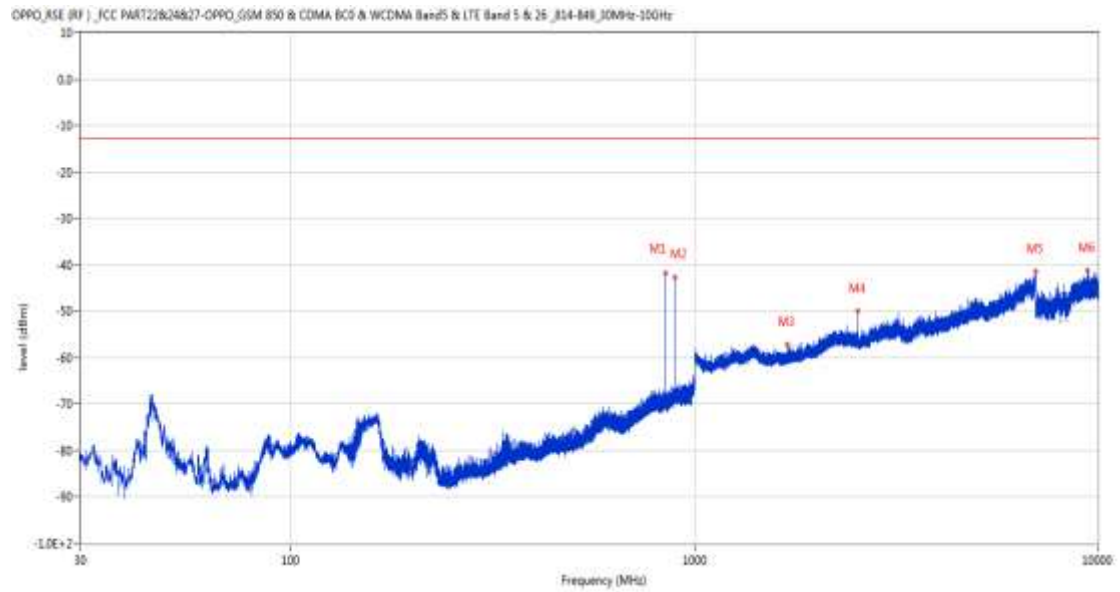
RSE-V&H EGPRS 850 CH190



Frequency (MHz)	Result (dBm)	Factor (dB)	PK Limit (dBm)	Over Limit (dB)	Table (o)	ANT	EUT	Verdict
836.604	-33.61	2.59	-13.0	-20.61	38.00	Vertical	Horizontal	N/A
881.660	-42.42	2.81	-13.0	-29.42	226.00	Vertical	Horizontal	N/A
1590.100	-57.52	-5.46	-13.0	-44.52	44.00	Vertical	Horizontal	Pass
2670.600	-52.72	-0.81	-13.0	-39.72	176.00	Vertical	Horizontal	Pass
6275.400	-43.15	11.13	-13.0	-30.15	322.00	Vertical	Horizontal	Pass
9752.050	-41.37	16.14	-13.0	-28.37	77.00	Vertical	Horizontal	Pass

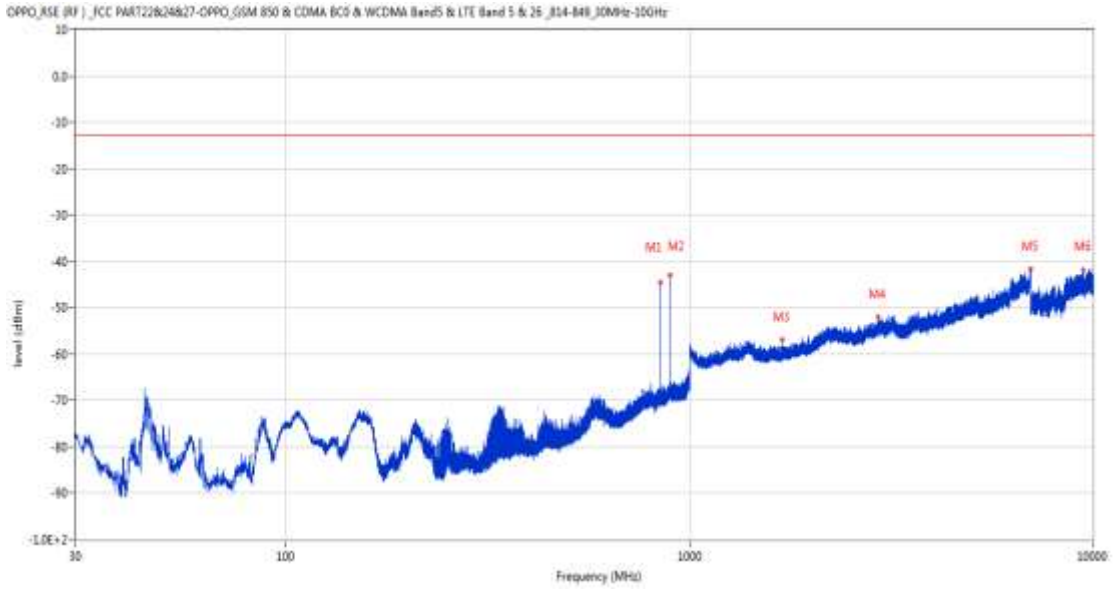
### 3.3 EGPRS 850 High Channel

RSE-H&H EGPRS 850 CH251



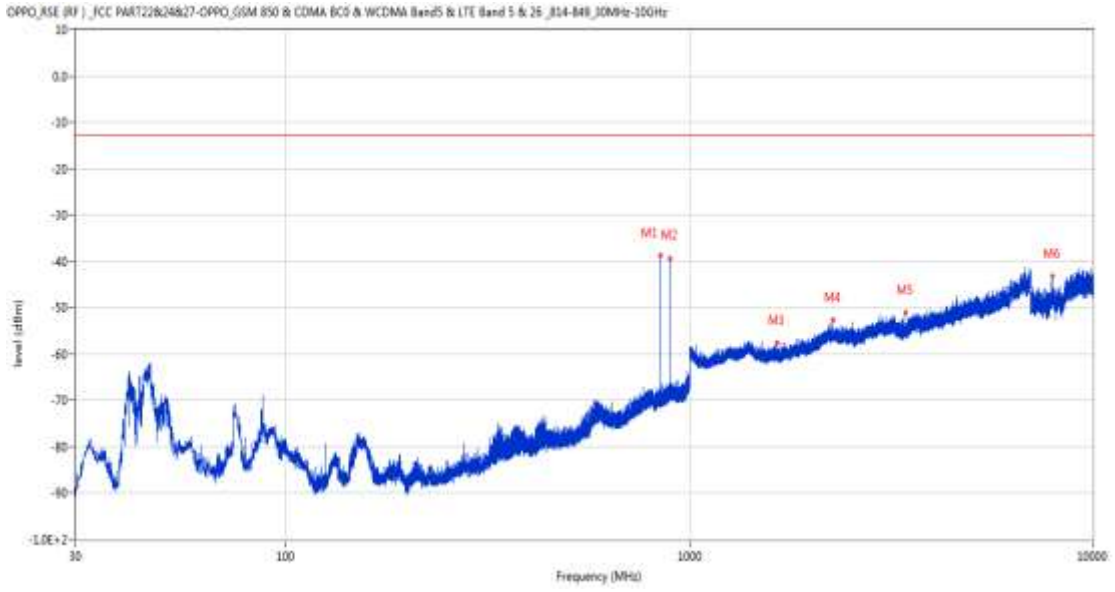
Frequency (MHz)	Result (dBm)	Factor (dB)	PK Limit (dBm)	Over Limit (dB)	Table (o)	ANT	EUT	Verdict
848.777	-41.78	2.47	-13.0	-28.78	153.00	Horizontal	Horizontal	N/A
893.737	-42.76	3.53	-13.0	-29.76	44.00	Horizontal	Horizontal	N/A
1697.900	-57.22	-5.63	-13.0	-44.22	192.00	Horizontal	Horizontal	Pass
2546.900	-50.04	-1.29	-13.0	-37.04	324.00	Horizontal	Horizontal	Pass
6998.000	-41.46	13.63	-13.0	-28.46	158.00	Horizontal	Horizontal	Pass
9438.850	-41.26	16.44	-13.0	-28.26	208.00	Horizontal	Horizontal	Pass

RSE-H&V EGPRS 850 CH251



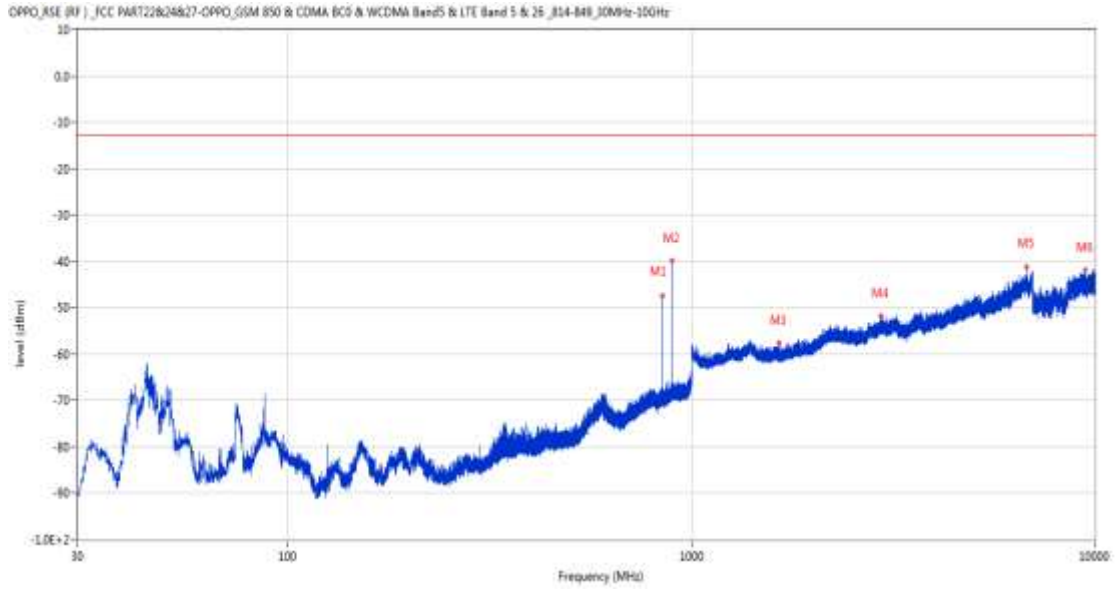
Frequency (MHz)	Result (dBm)	Factor (dB)	PK Limit (dBm)	Over Limit (dB)	Table (o)	ANT	EUT	Verdict
848.777	-44.57	2.47	-13.0	-31.57	42.00	Horizontal	Vertical	N/A
893.785	-42.95	3.53	-13.0	-29.95	42.00	Horizontal	Vertical	N/A
1698.100	-56.85	-5.63	-13.0	-43.85	178.00	Horizontal	Vertical	Pass
2931.600	-52.03	1.62	-13.0	-39.03	32.00	Horizontal	Vertical	Pass
7000.000	-41.60	13.64	-13.0	-28.60	222.00	Horizontal	Vertical	Pass
9449.349	-41.79	16.72	-13.0	-28.79	239.00	Horizontal	Vertical	Pass

RSE-V&V EGPRS 850 CH251



Frequency (MHz)	Result (dBm)	Factor (dB)	PK Limit (dBm)	Over Limit (dB)	Table (o)	ANT	EUT	Verdict
848.777	-38.64	2.47	-13.0	-25.64	43.00	Vertical	Vertical	N/A
893.785	-39.34	3.53	-13.0	-26.34	222.00	Vertical	Vertical	N/A
1644.700	-57.65	-5.64	-13.0	-44.65	79.00	Vertical	Vertical	Pass
2264.200	-52.61	-1.31	-13.0	-39.61	279.00	Vertical	Vertical	Pass
3440.400	-51.17	2.61	-13.0	-38.17	252.00	Vertical	Vertical	Pass
7917.250	-43.27	12.28	-13.0	-30.27	318.00	Vertical	Vertical	Pass

RSE-V&H EGPRS 850 CH251

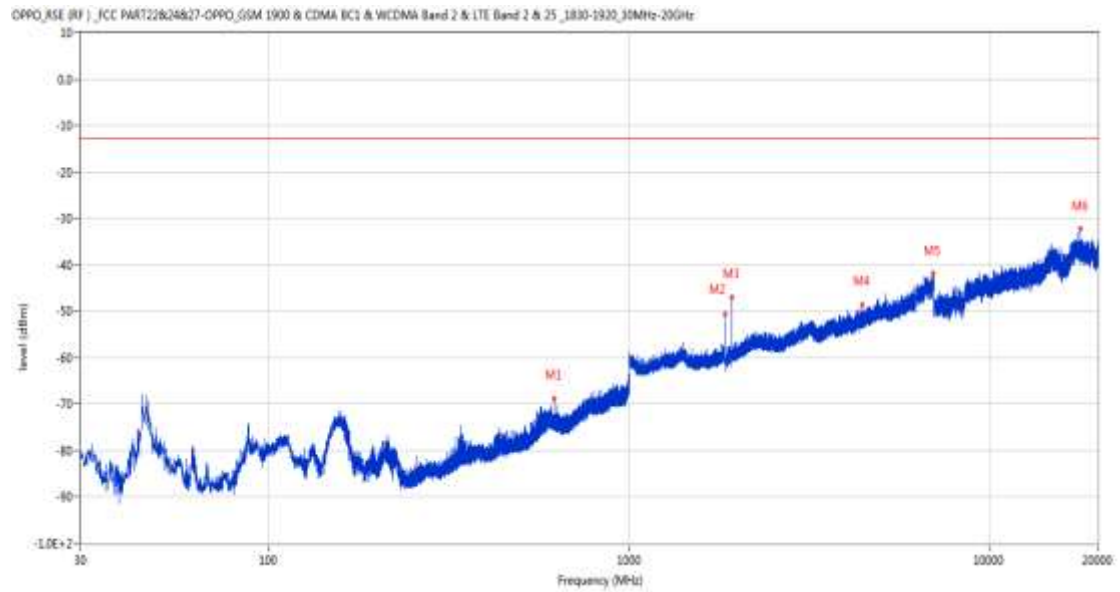


Frequency (MHz)	Result (dBm)	Factor (dB)	PK Limit (dBm)	Over Limit (dB)	Table (o)	ANT	EUT	Verdict
848.825	-47.47	2.47	-13.0	-34.47	113.00	Vertical	Horizontal	N/A
893.737	-39.80	3.53	-13.0	-26.80	150.00	Vertical	Horizontal	N/A
1645.900	-57.63	-5.73	-13.0	-44.63	258.00	Vertical	Horizontal	Pass
2951.300	-51.85	2.51	-13.0	-38.85	165.00	Vertical	Horizontal	Pass
6778.200	-41.19	11.89	-13.0	-28.19	69.00	Vertical	Horizontal	Pass
9450.401	-41.96	16.73	-13.0	-28.96	354.00	Vertical	Horizontal	Pass

## 4 EGPRS 1900

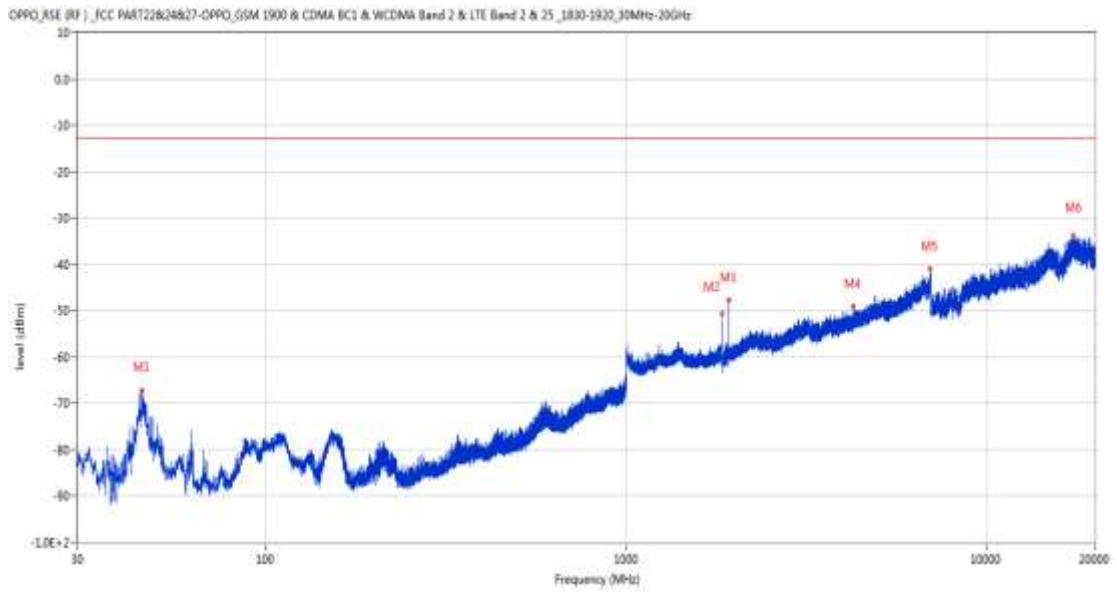
### 4.1 EGPRS 1900 Low Channel

RSE-H&H EGPRS 1900 CH512



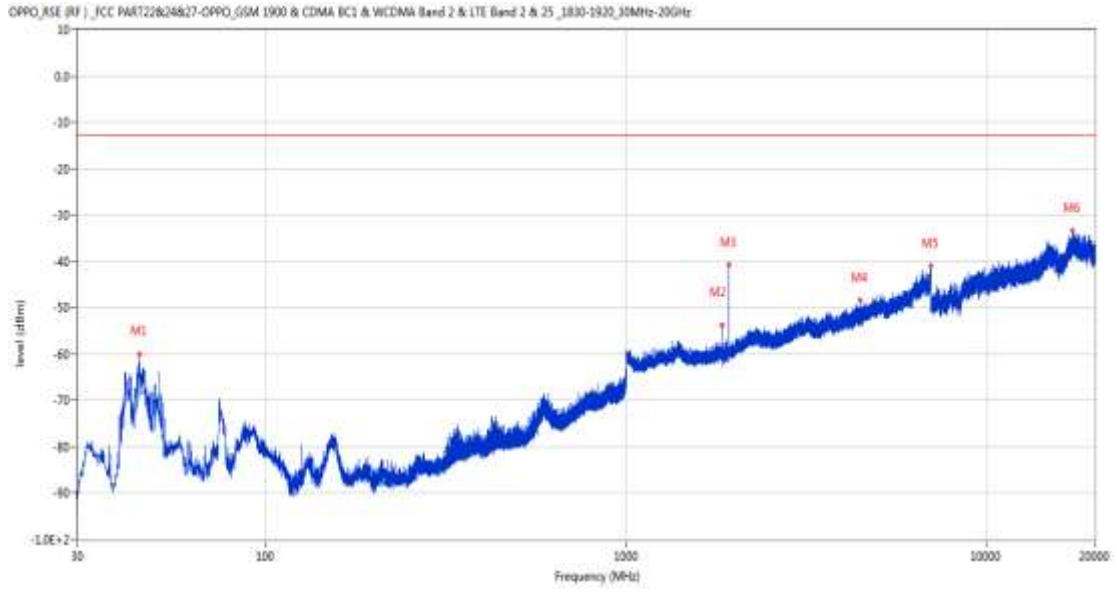
Frequency (MHz)	Result (dBm)	Factor (dB)	PK Limit (dBm)	Over Limit (dB)	Table (o)	ANT	EUT	Verdict
620.002	-68.86	-2.69	-13.0	-55.86	37.00	Horizontal	Horizontal	Pass
1850.600	-50.72	-4.40	-13.0	-37.72	218.00	Horizontal	Horizontal	N/A
1930.800	-46.92	-3.80	-13.0	-33.92	165.00	Horizontal	Horizontal	N/A
4435.000	-48.66	6.21	-13.0	-35.66	189.00	Horizontal	Horizontal	Pass
6979.800	-41.95	13.85	-13.0	-28.95	127.00	Horizontal	Horizontal	Pass
17899.313	-32.23	22.85	-13.0	-19.23	308.00	Horizontal	Horizontal	Pass

RSE-H&V EGPRS 1900 CH512



Frequency (MHz)	Result (dBm)	Factor (dB)	PK Limit (dBm)	Over Limit (dB)	Table (o)	ANT	EUT	Verdict
45.278	-67.26	-16.66	-13.0	-54.26	245.00	Horizontal	Vertical	Pass
1850.600	-50.65	-4.40	-13.0	-37.65	156.00	Horizontal	Vertical	N/A
1930.600	-47.76	-3.80	-13.0	-34.76	174.00	Horizontal	Vertical	N/A
4274.000	-49.07	5.59	-13.0	-36.07	326.00	Horizontal	Vertical	Pass
6989.200	-40.91	13.44	-13.0	-27.91	232.00	Horizontal	Vertical	Pass
17422.625	-33.77	22.59	-13.0	-20.77	153.00	Horizontal	Vertical	Pass

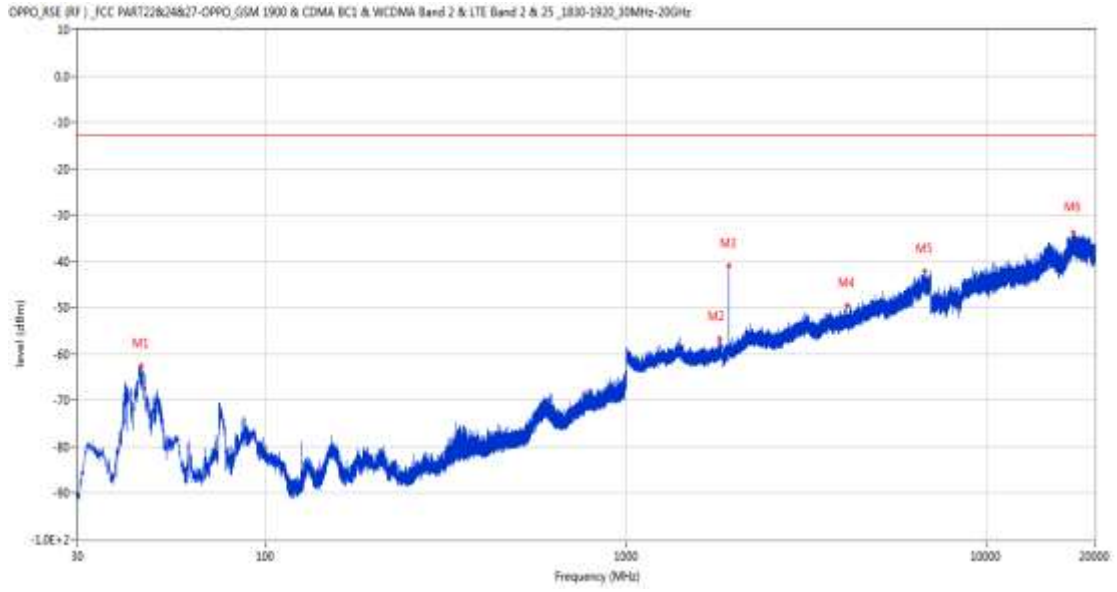
RSE-V&V EGPRS 1900 CH512



Frequency (MHz)	Result (dBm)	Factor (dB)	PK Limit (dBm)	Over Limit (dB)	Table (o)	ANT	EUT	Verdict
44.550	-60.07	-15.51	-13.0	-47.07	76.00	Vertical	Vertical	Pass
1850.500	-53.78	-4.40	-13.0	-40.78	253.00	Vertical	Vertical	N/A
1930.600	-40.79	-3.80	-13.0	-27.79	-2.00	Vertical	Vertical	N/A
4472.000	-48.35	6.75	-13.0	-35.35	267.00	Vertical	Vertical	Pass
6997.800	-41.00	13.63	-13.0	-28.00	324.00	Vertical	Vertical	Pass
17328.738	-33.43	21.08	-13.0	-20.43	113.00	Vertical	Vertical	Pass



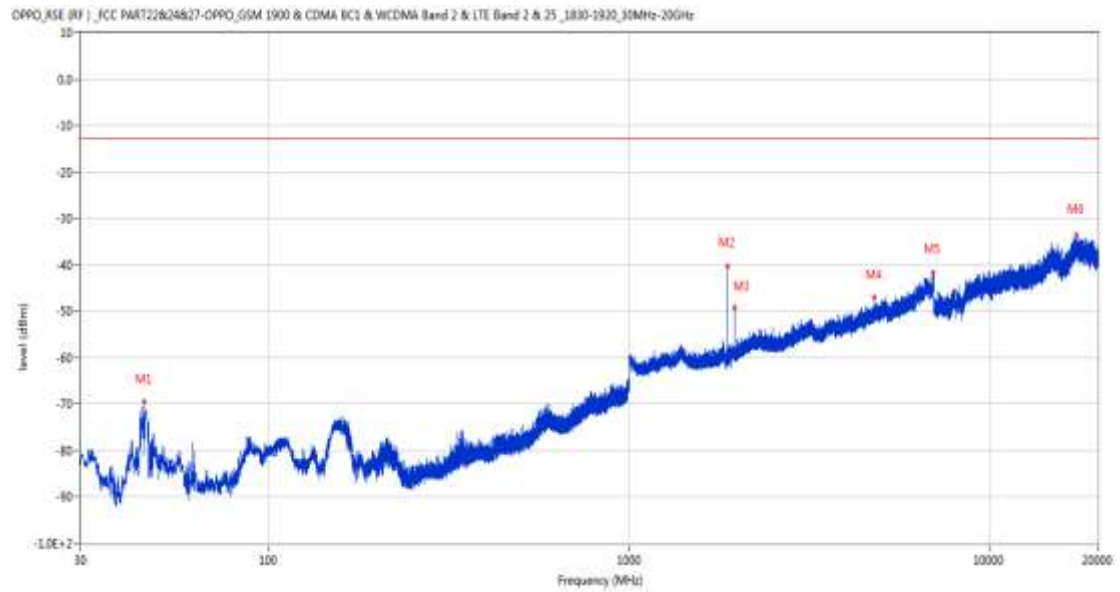
RSE-V&H EGPRS 1900 CH512



Frequency (MHz)	Result (dBm)	Factor (dB)	PK Limit (dBm)	Over Limit (dB)	Table (o)	ANT	EUT	Verdict
45.181	-62.57	-16.54	-13.0	-49.57	93.00	Vertical	Horizontal	Pass
1814.700	-56.75	-4.20	-13.0	-43.75	130.00	Vertical	Horizontal	Pass
1930.600	-40.96	-3.80	-13.0	-27.96	130.00	Vertical	Horizontal	N/A
4099.000	-49.48	4.62	-13.0	-36.48	150.00	Vertical	Horizontal	Pass
6745.600	-42.15	11.86	-13.0	-29.15	146.00	Vertical	Horizontal	Pass
17423.712	-33.72	22.56	-13.0	-20.72	23.00	Vertical	Horizontal	Pass

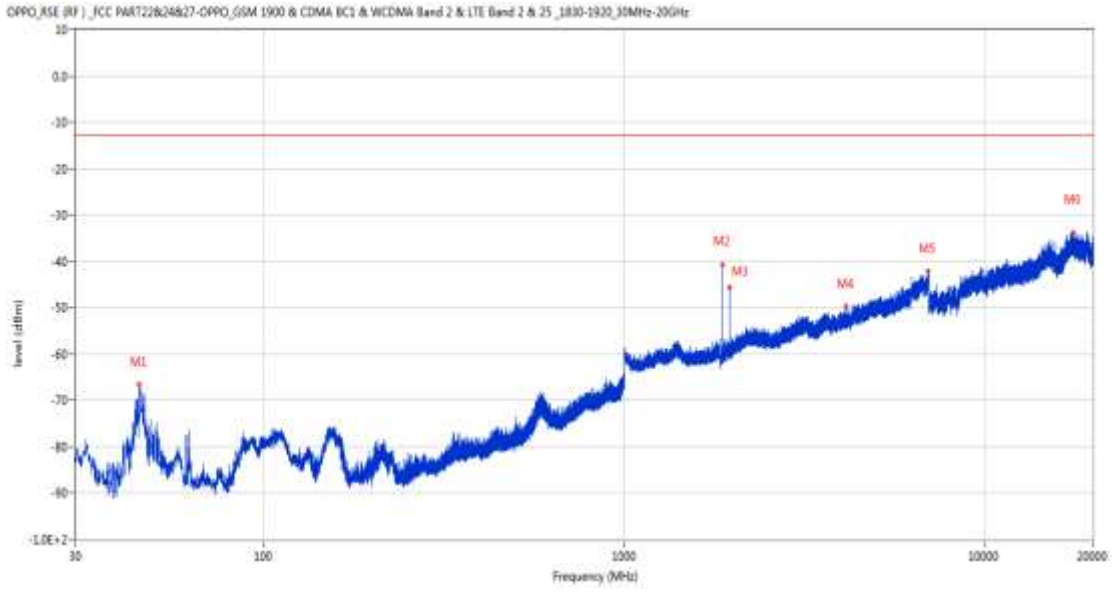
## 4.2 EGPRS 1900 Middle Channel

RSE-H&H EGPRS 1900 CH661



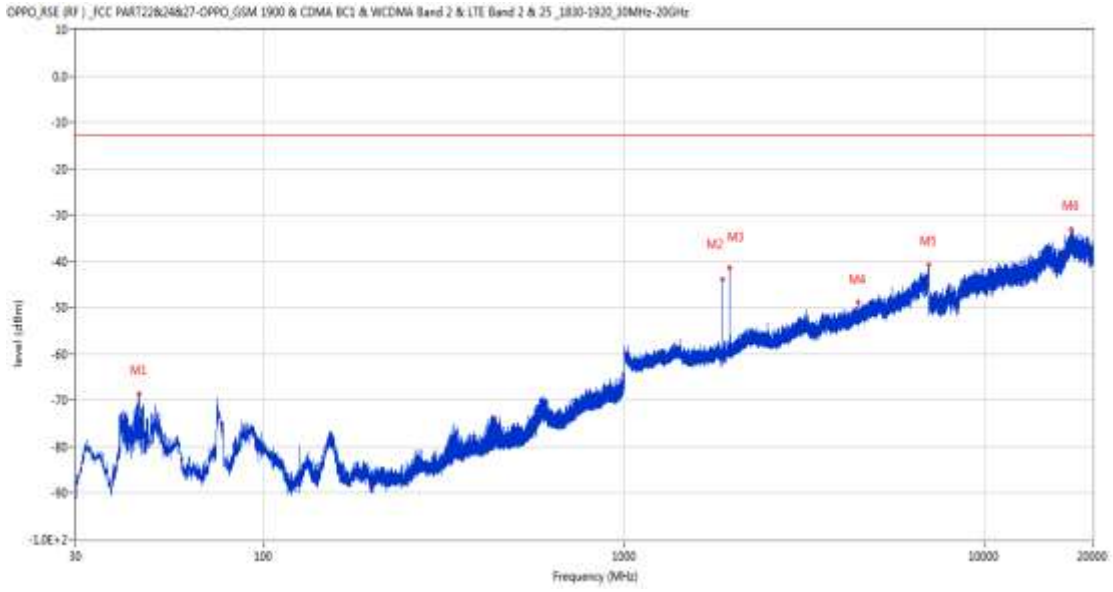
Frequency (MHz)	Result (dBm)	Factor (dB)	PK Limit (dBm)	Over Limit (dB)	Table (o)	ANT	EUT	Verdict
45.181	-69.51	-16.54	-13.0	-56.51	5.00	Horizontal	Horizontal	Pass
1880.400	-40.22	-4.03	-13.0	-27.22	169.00	Horizontal	Horizontal	N/A
1960.300	-49.34	-4.69	-13.0	-36.34	156.00	Horizontal	Horizontal	N/A
4787.200	-47.12	7.43	-13.0	-34.12	62.00	Horizontal	Horizontal	Pass
6983.400	-41.66	13.86	-13.0	-28.66	228.00	Horizontal	Horizontal	Pass
17471.199	-33.58	21.72	-13.0	-20.58	129.00	Horizontal	Horizontal	Pass

RSE-H&V EGPRS 1900 CH661



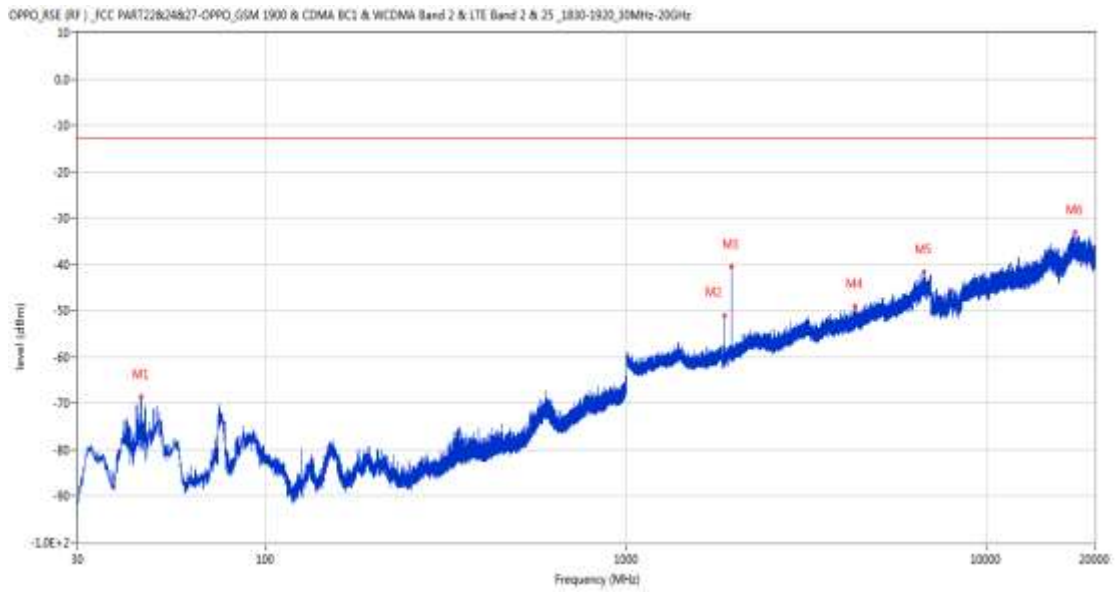
Frequency (MHz)	Result (dBm)	Factor (dB)	PK Limit (dBm)	Over Limit (dB)	Table (o)	ANT	EUT	Verdict
45.229	-66.59	-16.60	-13.0	-53.59	300.00	Horizontal	Vertical	Pass
1880.300	-40.81	-4.03	-13.0	-27.81	165.00	Horizontal	Vertical	N/A
1960.500	-45.75	-4.69	-13.0	-32.75	108.00	Horizontal	Vertical	N/A
4136.200	-49.73	5.09	-13.0	-36.73	88.00	Horizontal	Vertical	Pass
6982.600	-42.05	13.91	-13.0	-29.05	7.00	Horizontal	Vertical	Pass
17591.550	-33.83	22.06	-13.0	-20.83	173.00	Horizontal	Vertical	Pass

RSE-V&V EGPRS 1900 CH661



Frequency (MHz)	Result (dBm)	Factor (dB)	PK Limit (dBm)	Over Limit (dB)	Table (o)	ANT	EUT	Verdict
45.035	-68.58	-16.36	-13.0	-55.58	347.00	Vertical	Vertical	Pass
1880.400	-43.89	-4.03	-13.0	-30.89	242.00	Vertical	Vertical	N/A
1960.500	-41.37	-4.69	-13.0	-28.37	339.00	Vertical	Vertical	N/A
4468.800	-48.75	6.89	-13.0	-35.75	229.00	Vertical	Vertical	Pass
6996.400	-40.70	13.58	-13.0	-27.70	239.00	Vertical	Vertical	Pass
17444.739	-33.20	22.05	-13.0	-20.20	363.00	Vertical	Vertical	Pass

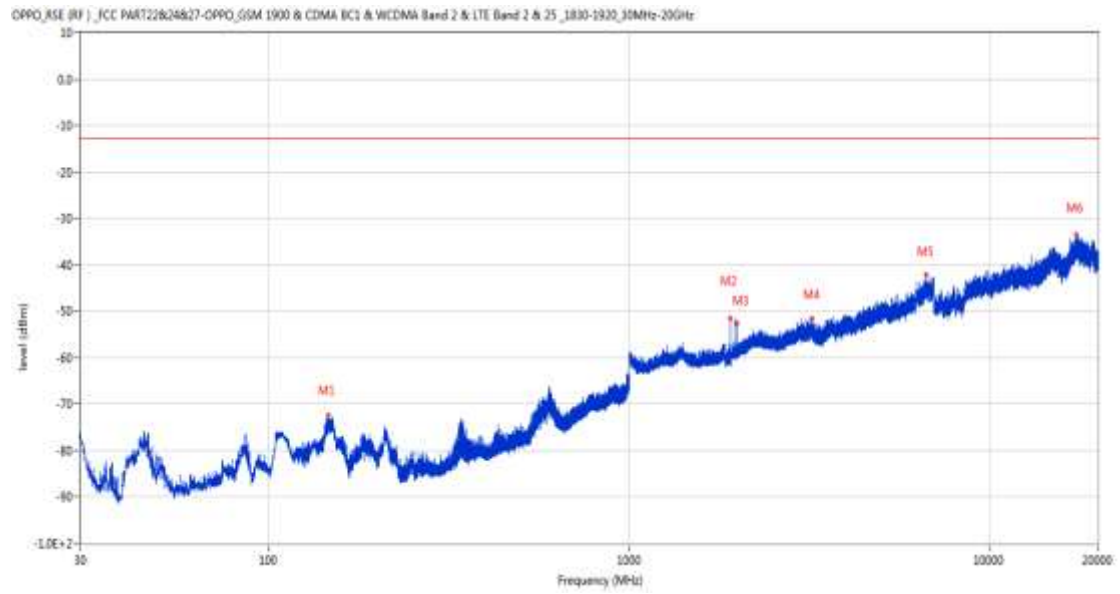
RSE-V&H EGPRS 1900 CH661



Frequency (MHz)	Result (dBm)	Factor (dB)	PK Limit (dBm)	Over Limit (dB)	Table (o)	ANT	EUT	Verdict
45.035	-68.56	-16.36	-13.0	-55.56	19.00	Vertical	Horizontal	Pass
1880.500	-51.11	-4.03	-13.0	-38.11	34.00	Vertical	Horizontal	N/A
1960.500	-40.51	-4.69	-13.0	-27.51	102.00	Vertical	Horizontal	N/A
4308.800	-48.95	5.49	-13.0	-35.95	266.00	Vertical	Horizontal	Pass
6694.000	-41.74	11.68	-13.0	-28.74	334.00	Vertical	Horizontal	Pass
17580.313	-33.10	22.19	-13.0	-20.10	18.00	Vertical	Horizontal	Pass

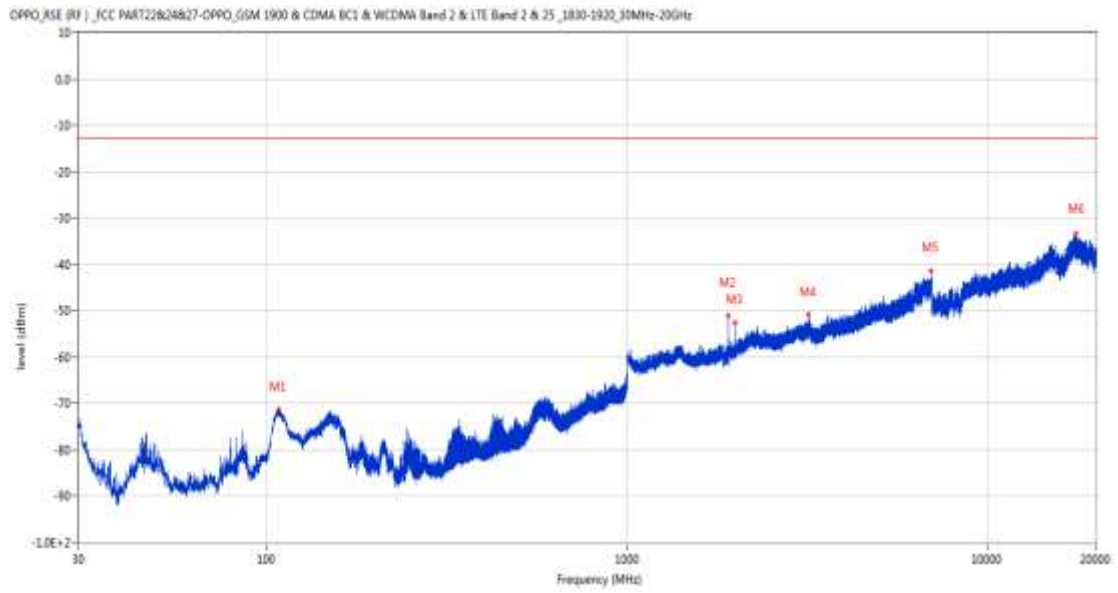
### 4.3 EGPRS 1900 High Channel

#### RSE-H&H EGPRS 1900 CH810



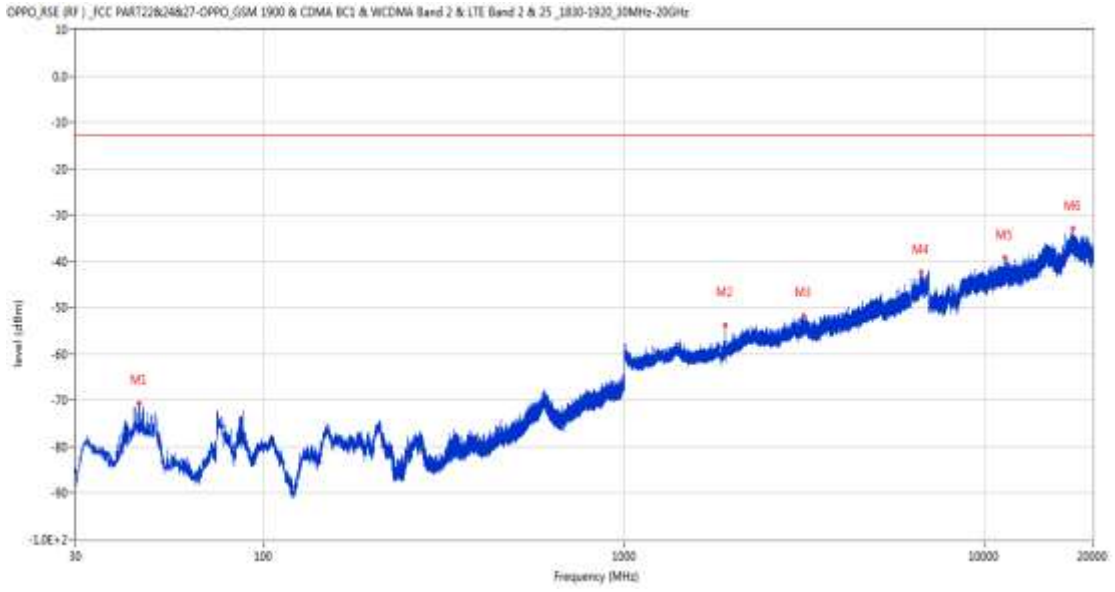
Frequency (MHz)	Result (dBm)	Factor (dB)	PK Limit (dBm)	Over Limit (dB)	Table (o)	ANT	EUT	Verdict
146.303	-72.46	-15.67	-13.0	-59.46	170.00	Horizontal	Horizontal	Pass
1910.300	-51.54	-3.79	-13.0	-38.54	209.00	Horizontal	Horizontal	N/A
1990.300	-52.70	-4.41	-13.0	-39.70	204.00	Horizontal	Horizontal	N/A
3224.000	-51.60	3.98	-13.0	-38.60	39.00	Horizontal	Horizontal	Pass
6690.000	-42.15	11.85	-13.0	-29.15	215.00	Horizontal	Horizontal	Pass
17417.187	-33.65	22.66	-13.0	-20.65	166.00	Horizontal	Horizontal	Pass

RSE-H&V EGPRS 1900 CH810



Frequency (MHz)	Result (dBm)	Factor (dB)	PK Limit (dBm)	Over Limit (dB)	Table (o)	ANT	EUT	Verdict
107.600	-71.17	-21.60	-13.0	-58.17	363.00	Horizontal	Vertical	Pass
1910.200	-51.13	-3.79	-13.0	-38.13	342.00	Horizontal	Vertical	N/A
1990.300	-52.60	-4.41	-13.0	-39.60	203.00	Horizontal	Vertical	N/A
3181.800	-50.89	2.55	-13.0	-37.89	60.00	Horizontal	Vertical	Pass
6980.200	-41.48	13.82	-13.0	-28.48	47.00	Horizontal	Vertical	Pass
17637.224	-33.31	21.44	-13.0	-20.31	90.00	Horizontal	Vertical	Pass

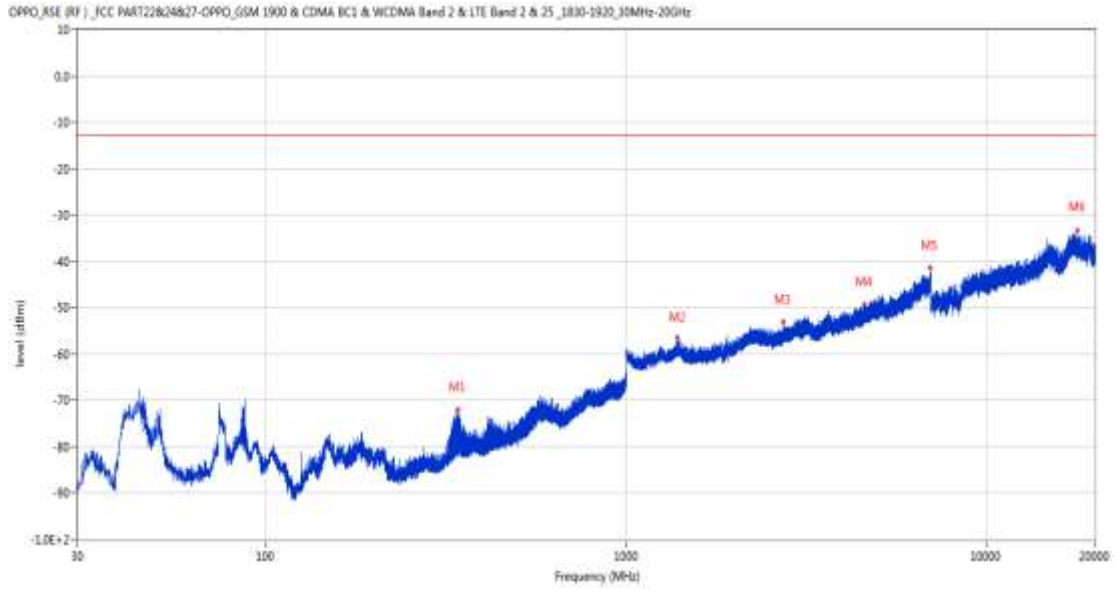
RSE-V&V EGPRS 1900 CH810



Frequency (MHz)	Result (dBm)	Factor (dB)	PK Limit (dBm)	Over Limit (dB)	Table (o)	ANT	EUT	Verdict
45.035	-70.63	-16.36	-13.0	-57.63	102.00	Vertical	Vertical	Pass
1910.000	-53.76	-3.79	-13.0	-40.76	213.00	Vertical	Vertical	N/A
3150.400	-51.77	2.50	-13.0	-38.77	170.00	Vertical	Vertical	Pass
6682.600	-42.23	11.86	-13.0	-29.23	206.00	Vertical	Vertical	Pass
11367.125	-39.10	17.01	-13.0	-26.10	132.00	Vertical	Vertical	Pass
17596.262	-32.98	22.01	-13.0	-19.98	281.00	Vertical	Vertical	Pass



RSE-V&H EGPRS 1900 CH810



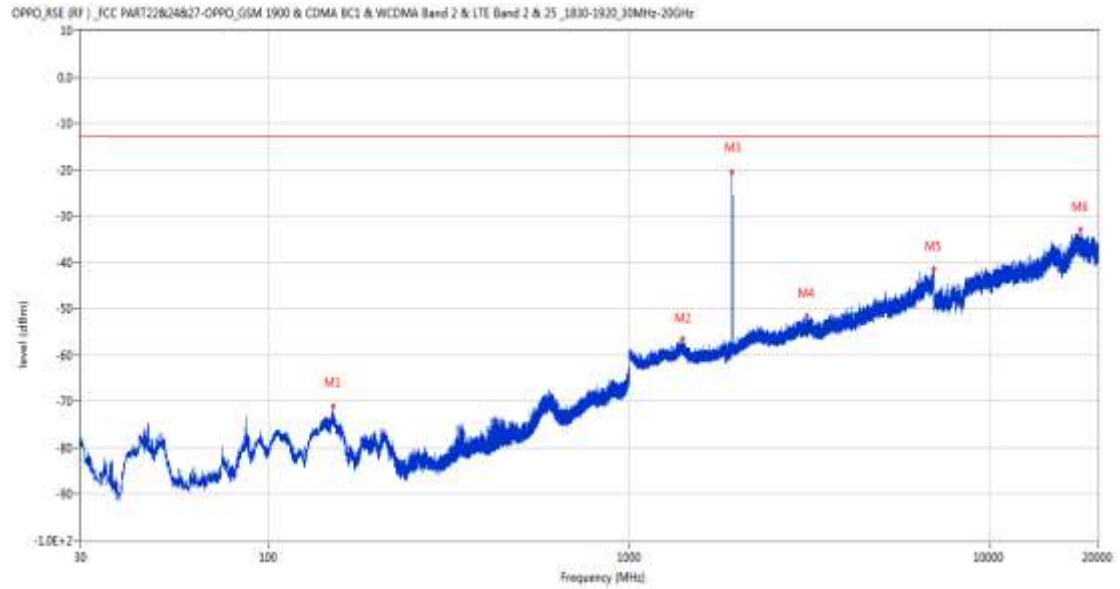
Frequency (MHz)	Result (dBm)	Factor (dB)	PK Limit (dBm)	Over Limit (dB)	Table (o)	ANT	EUT	Verdict
341.710	-71.90	-10.39	-13.0	-58.90	16.00	Vertical	Horizontal	Pass
1388.400	-56.55	-4.16	-13.0	-43.55	66.00	Vertical	Horizontal	Pass
2738.700	-53.19	0.08	-13.0	-40.19	276.00	Vertical	Horizontal	Pass
4593.600	-49.20	6.35	-13.0	-36.20	158.00	Vertical	Horizontal	Pass
6978.600	-41.50	13.96	-13.0	-28.50	254.00	Vertical	Horizontal	Pass
17869.224	-33.33	22.33	-13.0	-20.33	336.00	Vertical	Horizontal	Pass

WCDMA

5 WCDMA Band 2

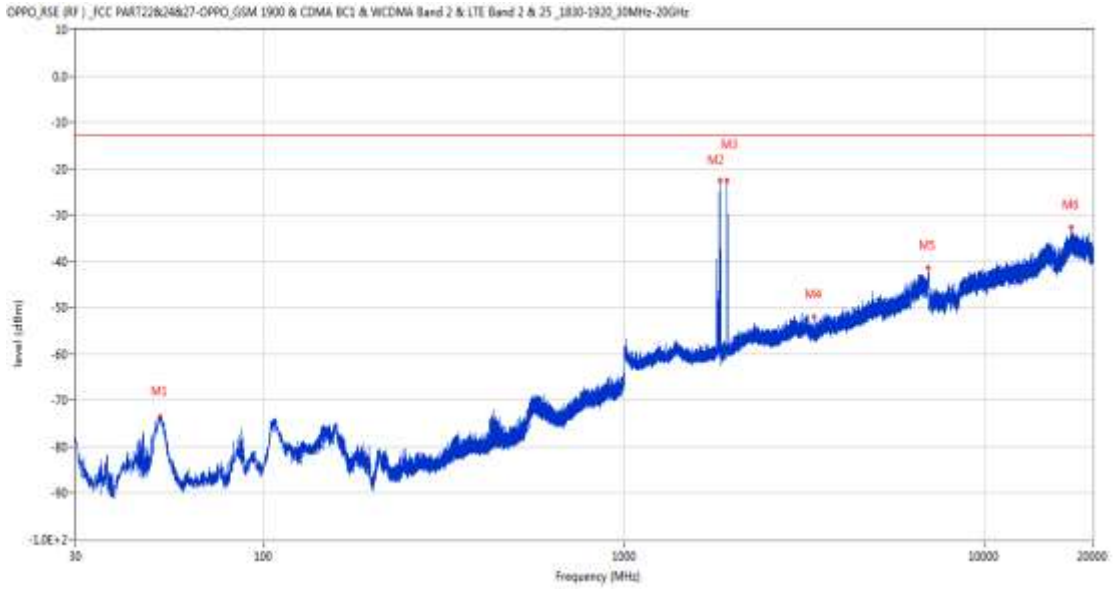
5.1 WCDMA Band 2 Low Channel

RSE-H&H WCDMA Band 2 CH9262



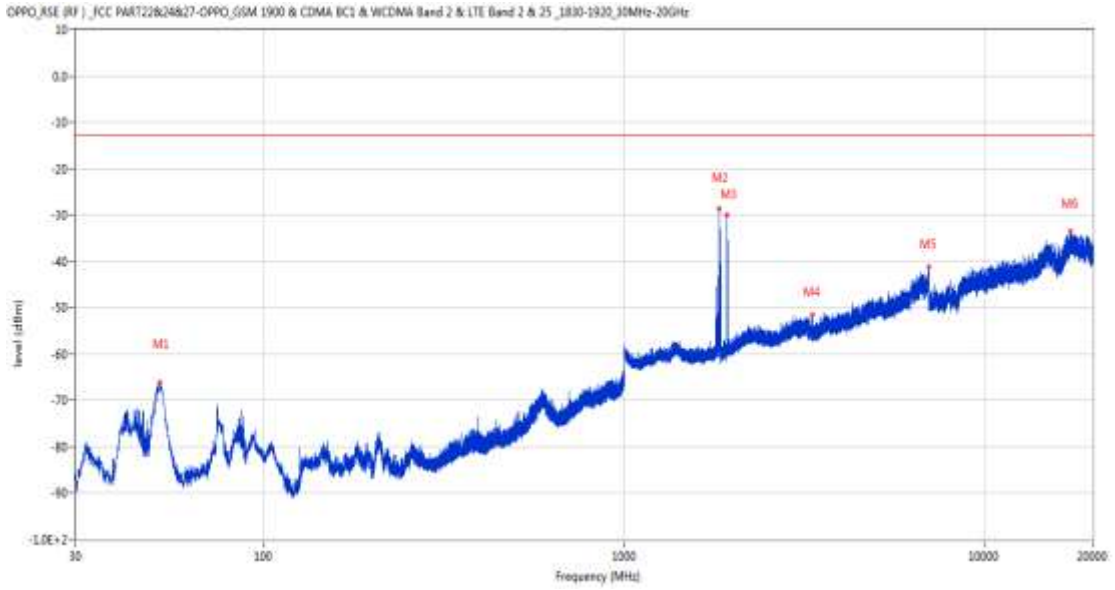
Frequency (MHz)	Result (dBm)	Factor (dB)	PK Limit (dBm)	Over Limit (dB)	Table (o)	ANT	EUT	Verdict
151.008	-70.94	-14.93	-13.0	-57.94	355.00	Horizontal	Horizontal	Pass
1409.300	-56.54	-4.17	-13.0	-43.54	46.00	Horizontal	Horizontal	Pass
1932.800	-20.55	-3.80	-13.0	-7.55	220.00	Horizontal	Horizontal	N/A
3119.400	-51.59	2.46	-13.0	-38.59	329.00	Horizontal	Horizontal	Pass
6994.800	-41.48	13.59	-13.0	-28.48	103.00	Horizontal	Horizontal	Pass
17890.974	-32.90	22.77	-13.0	-19.90	314.00	Horizontal	Horizontal	Pass

RSE-H&V WCDMA Band 2 CH9262



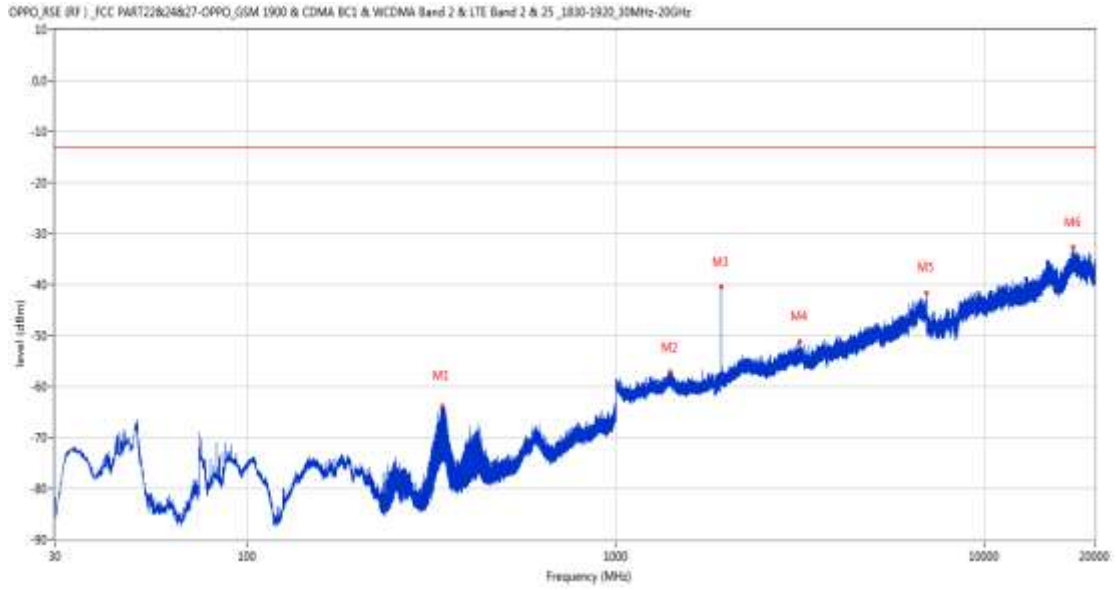
Frequency (MHz)	Result (dBm)	Factor (dB)	PK Limit (dBm)	Over Limit (dB)	Table (o)	ANT	EUT	Verdict
51.437	-73.53	-15.94	-13.0	-60.53	191.00	Horizontal	Vertical	Pass
1842.200	-22.54	-4.43	-13.0	-9.54	339.00	Horizontal	Vertical	N/A
1932.000	-22.60	-3.80	-13.0	-9.60	210.00	Horizontal	Vertical	N/A
3375.000	-51.93	2.71	-13.0	-38.93	122.00	Horizontal	Vertical	Pass
6989.800	-41.40	13.46	-13.0	-28.40	355.00	Horizontal	Vertical	Pass
17396.163	-32.71	22.62	-13.0	-19.71	230.00	Horizontal	Vertical	Pass

RSE-V&V WCDMA Band 2 CH9262



Frequency (MHz)	Result (dBm)	Factor (dB)	PK Limit (dBm)	Over Limit (dB)	Table (o)	ANT	EUT	Verdict
51.389	-66.17	-15.94	-13.0	-53.17	113.00	Vertical	Vertical	Pass
1839.400	-28.51	-4.44	-13.0	-15.51	272.00	Vertical	Vertical	N/A
1932.800	-30.02	-3.80	-13.0	-17.02	133.00	Vertical	Vertical	N/A
3334.400	-51.62	2.45	-13.0	-38.62	215.00	Vertical	Vertical	Pass
6999.400	-41.18	13.65	-13.0	-28.18	206.00	Vertical	Vertical	Pass
17350.488	-33.50	21.29	-13.0	-20.50	91.00	Vertical	Vertical	Pass

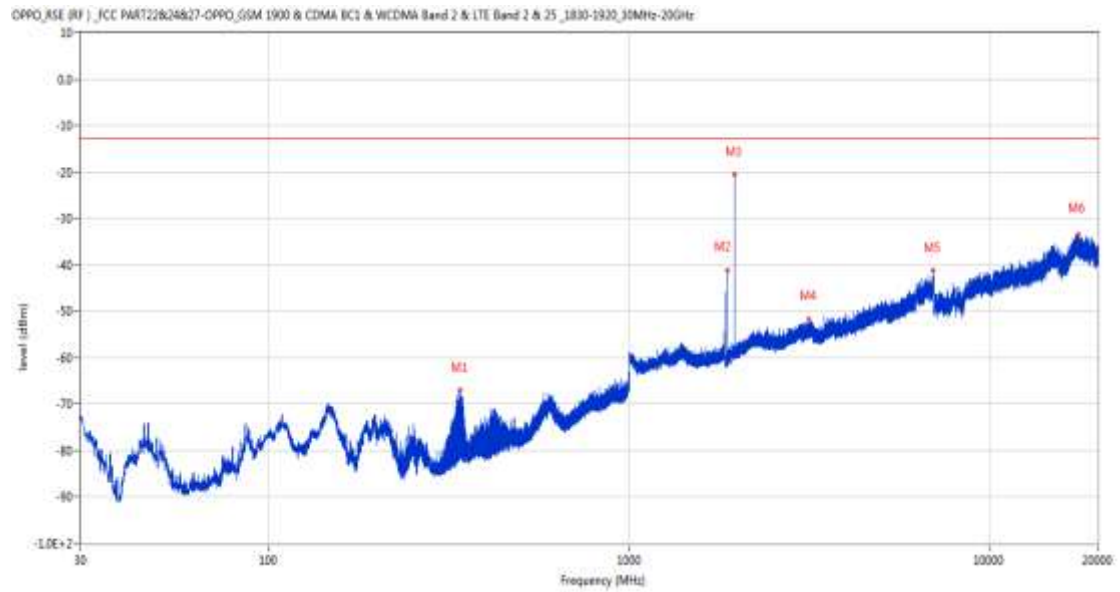
RSE-V&H WCDMA Band 2 CH9262



Frequency (MHz)	Result (dBm)	Factor (dB)	PK Limit (dBm)	Over Limit (dB)	Table (o)	ANT	EUT	Verdict
338.654	-63.95	-10.52	-13.0	-50.95	58.00	Vertical	Horizontal	Pass
1402.800	-57.16	-3.82	-13.0	-44.16	327.00	Vertical	Horizontal	Pass
1932.700	-40.31	-3.80	-13.0	-27.31	94.00	Vertical	Horizontal	N/A
3155.000	-51.24	2.75	-13.0	-38.24	212.00	Vertical	Horizontal	Pass
6998.600	-41.63	13.64	-13.0	-28.63	360.00	Vertical	Horizontal	Pass
17465.762	-32.64	21.73	-13.0	-19.64	255.00	Vertical	Horizontal	Pass

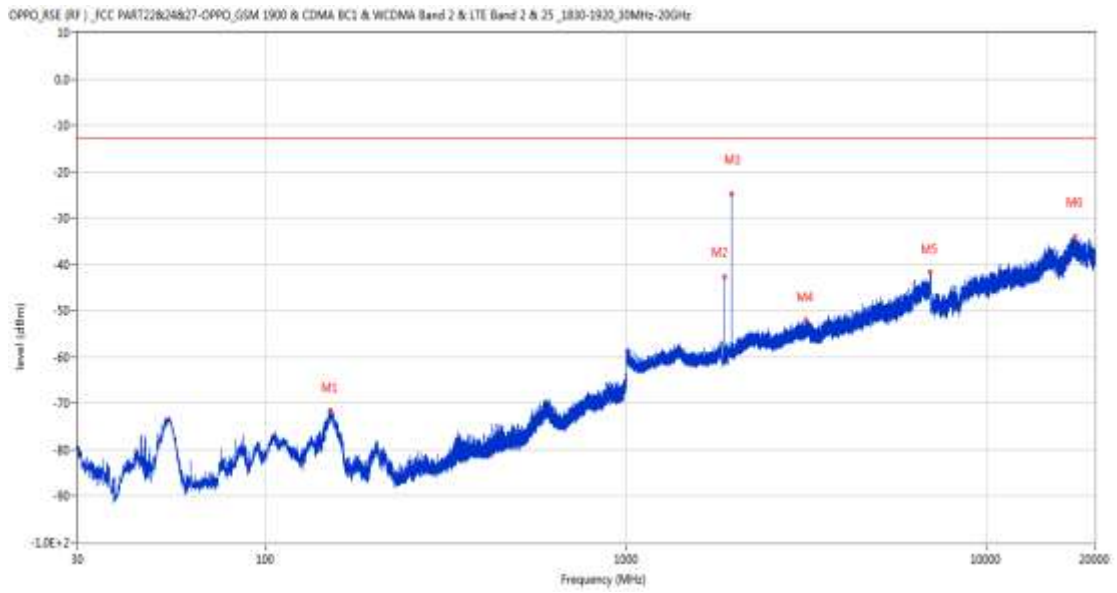
## 5.2 WCDMA Band 2 Middle Channel

RSE-H&H WCDMA Band 2 CH9400



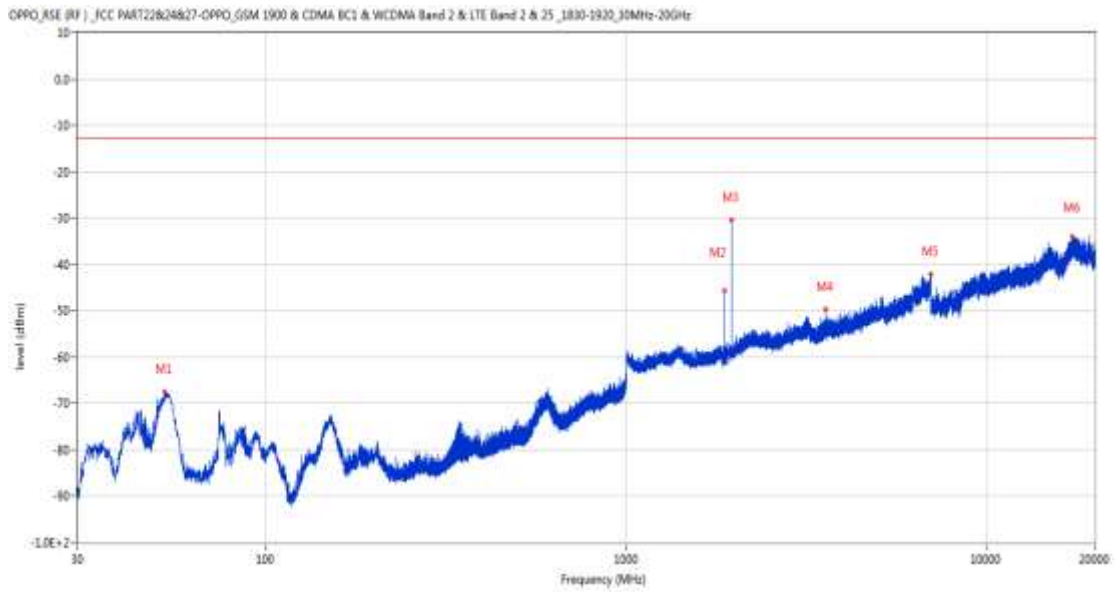
Frequency (MHz)	Result (dBm)	Factor (dB)	PK Limit (dBm)	Over Limit (dB)	Table (o)	ANT	EUT	Verdict
338.703	-67.07	-10.51	-13.0	-54.07	111.00	Horizontal	Horizontal	Pass
1879.200	-41.23	-4.04	-13.0	-28.23	204.00	Horizontal	Horizontal	N/A
1961.900	-20.63	-4.69	-13.0	-7.63	217.00	Horizontal	Horizontal	N/A
3145.800	-51.78	2.20	-13.0	-38.78	32.00	Horizontal	Horizontal	Pass
6984.200	-41.20	13.78	-13.0	-28.20	356.00	Horizontal	Horizontal	Pass
17591.912	-33.64	22.06	-13.0	-20.64	159.00	Horizontal	Horizontal	Pass

RSE-H&V WCDMA Band 2 CH9400



Frequency (MHz)	Result (dBm)	Factor (dB)	PK Limit (dBm)	Over Limit (dB)	Table (o)	ANT	EUT	Verdict
150.959	-71.46	-14.93	-13.0	-58.46	360.00	Horizontal	Vertical	Pass
1879.100	-42.82	-4.04	-13.0	-29.82	332.00	Horizontal	Vertical	N/A
1959.200	-24.70	-4.67	-13.0	-11.70	203.00	Horizontal	Vertical	N/A
3151.400	-52.00	2.51	-13.0	-39.00	203.00	Horizontal	Vertical	Pass
6982.600	-41.60	13.91	-13.0	-28.60	224.00	Horizontal	Vertical	Pass
17578.863	-33.92	22.21	-13.0	-20.92	251.00	Horizontal	Vertical	Pass

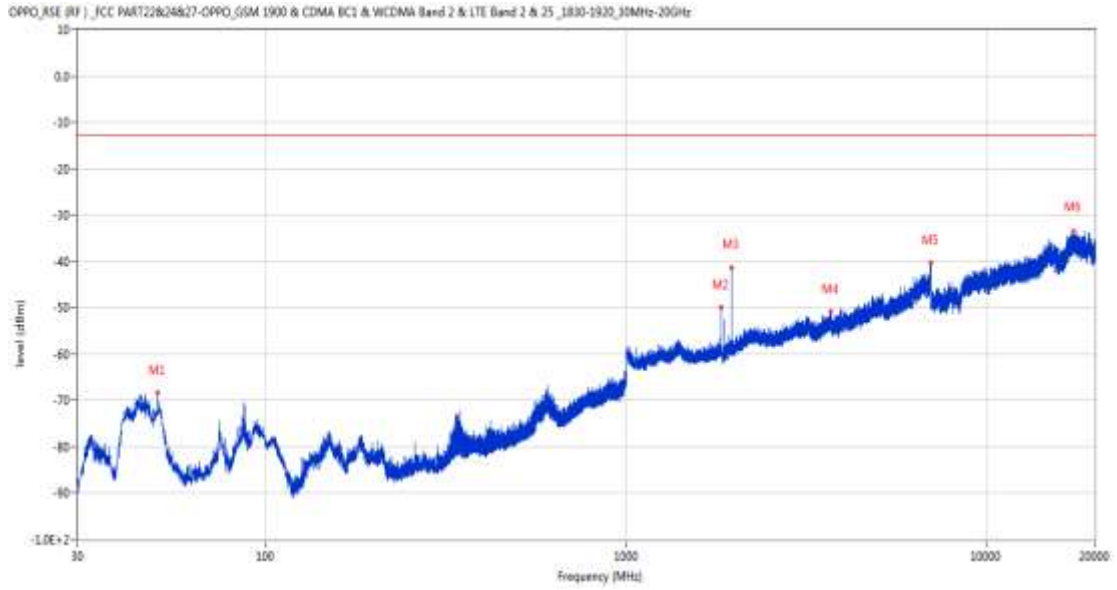
RSE-V&V WCDMA Band 2 CH9400



Frequency (MHz)	Result (dBm)	Factor (dB)	PK Limit (dBm)	Over Limit (dB)	Table (o)	ANT	EUT	Verdict
52.358	-67.40	-16.09	-13.0	-54.40	139.00	Vertical	Vertical	Pass
1879.200	-45.76	-4.04	-13.0	-32.76	271.00	Vertical	Vertical	N/A
1960.000	-30.48	-4.68	-13.0	-17.48	73.00	Vertical	Vertical	N/A
3574.600	-49.81	3.96	-13.0	-36.81	112.00	Vertical	Vertical	Pass
6995.600	-42.04	13.55	-13.0	-29.04	221.00	Vertical	Vertical	Pass
17342.876	-34.00	21.13	-13.0	-21.00	197.00	Vertical	Vertical	Pass



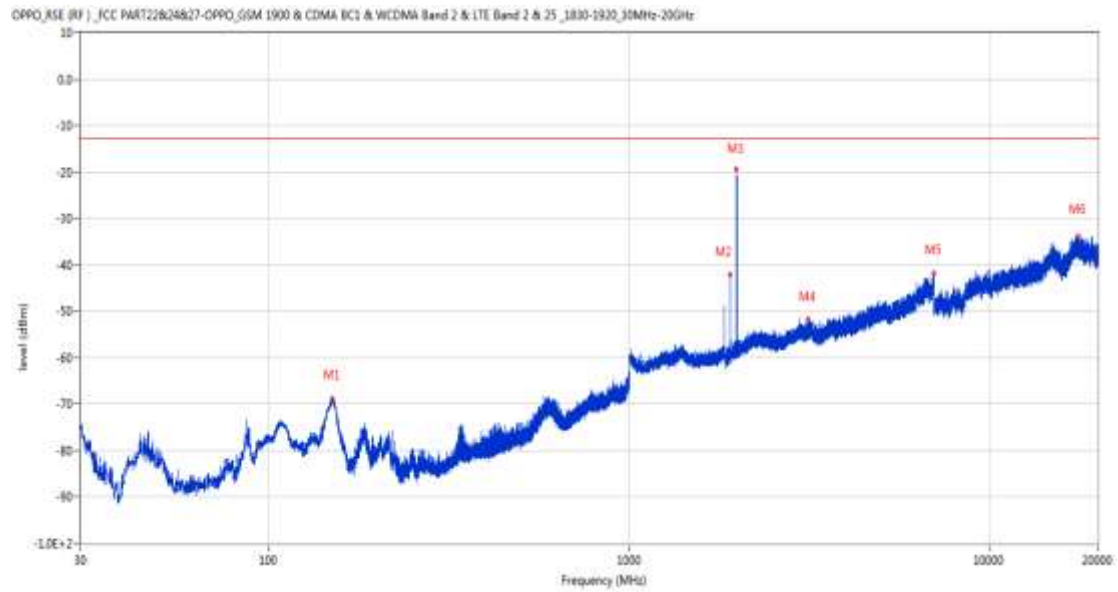
RSE-V&H WCDMA Band 2 CH9400



Frequency (MHz)	Result (dBm)	Factor (dB)	PK Limit (dBm)	Over Limit (dB)	Table (o)	ANT	EUT	Verdict
50.176	-68.40	-15.85	-13.0	-55.40	142.00	Vertical	Horizontal	Pass
1834.100	-49.93	-4.54	-13.0	-36.93	7.00	Vertical	Horizontal	N/A
1961.500	-41.48	-4.70	-13.0	-28.48	231.00	Vertical	Horizontal	N/A
3703.400	-50.95	4.88	-13.0	-37.95	45.00	Vertical	Horizontal	Pass
6998.200	-40.28	13.63	-13.0	-27.28	305.00	Vertical	Horizontal	Pass
17428.787	-33.50	22.43	-13.0	-20.50	339.00	Vertical	Horizontal	Pass

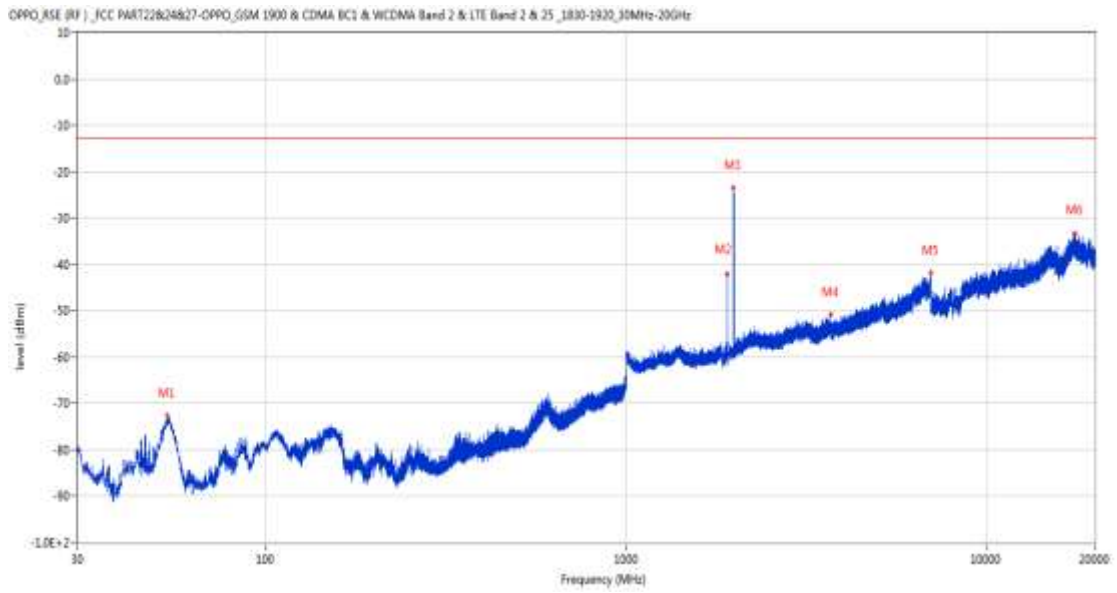
### 5.3 WCDMA Band 2 High Channel

RSE-H&H WCDMA Band 2 CH9538



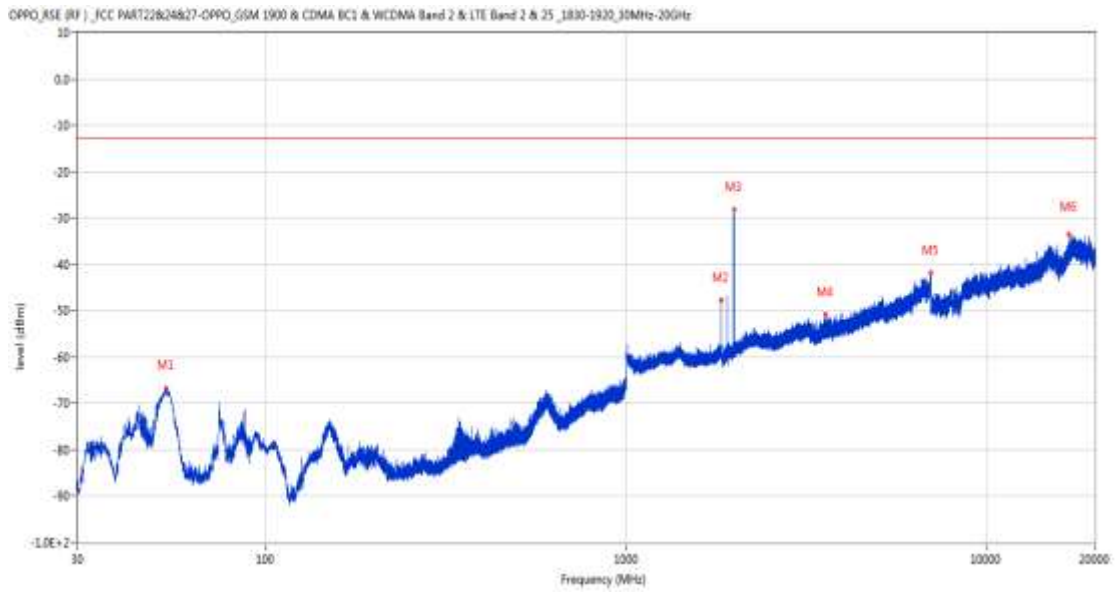
Frequency (MHz)	Result (dBm)	Factor (dB)	PK Limit (dBm)	Over Limit (dB)	Table (o)	ANT	EUT	Verdict
149.795	-68.83	-15.00	-13.0	-55.83	5.00	Horizontal	Horizontal	Pass
1906.500	-42.08	-3.79	-13.0	-29.08	219.00	Horizontal	Horizontal	N/A
1988.300	-19.40	-4.47	-13.0	-6.40	219.00	Horizontal	Horizontal	N/A
3135.800	-51.84	2.22	-13.0	-38.84	111.00	Horizontal	Horizontal	Pass
6998.600	-41.95	13.64	-13.0	-28.95	1.00	Horizontal	Horizontal	Pass
17587.925	-33.69	22.10	-13.0	-20.69	346.00	Horizontal	Horizontal	Pass

RSE-H&V WCDMA Band 2 CH9538



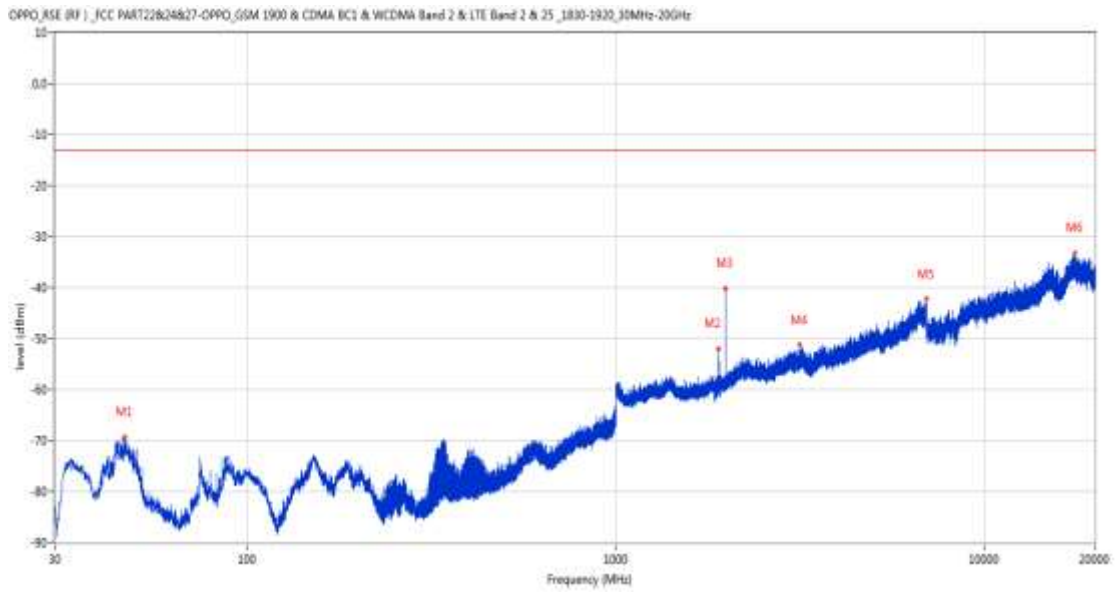
Frequency (MHz)	Result (dBm)	Factor (dB)	PK Limit (dBm)	Over Limit (dB)	Table (o)	ANT	EUT	Verdict
53.231	-72.61	-16.44	-13.0	-59.61	204.00	Horizontal	Vertical	Pass
1906.300	-42.17	-3.79	-13.0	-29.17	178.00	Horizontal	Vertical	N/A
1986.800	-23.50	-4.47	-13.0	-10.50	220.00	Horizontal	Vertical	N/A
3690.400	-50.87	5.03	-13.0	-37.87	309.00	Horizontal	Vertical	Pass
6999.400	-41.87	13.65	-13.0	-28.87	136.00	Horizontal	Vertical	Pass
17622.364	-33.44	21.74	-13.0	-20.44	221.00	Horizontal	Vertical	Pass

RSE-V&V WCDMA Band 2 CH9538



Frequency (MHz)	Result (dBm)	Factor (dB)	PK Limit (dBm)	Over Limit (dB)	Table (o)	ANT	EUT	Verdict
52.989	-66.70	-16.34	-13.0	-53.70	169.00	Vertical	Vertical	Pass
1836.000	-47.68	-4.48	-13.0	-34.68	124.00	Vertical	Vertical	N/A
1989.600	-28.25	-4.45	-13.0	-15.25	61.00	Vertical	Vertical	N/A
3574.400	-50.87	3.98	-13.0	-37.87	360.00	Vertical	Vertical	Pass
6996.800	-41.93	13.59	-13.0	-28.93	346.00	Vertical	Vertical	Pass
16981.463	-33.58	21.08	-13.0	-20.58	356.00	Vertical	Vertical	Pass

RSE-V&H WCDMA Band 2 CH9538

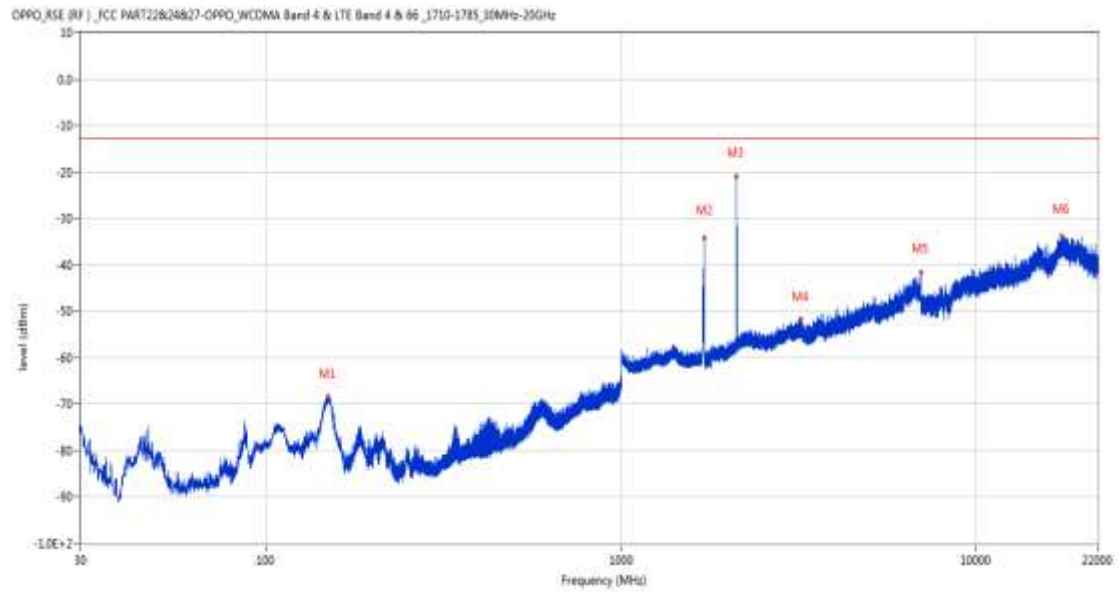


Frequency (MHz)	Result (dBm)	Factor (dB)	PK Limit (dBm)	Over Limit (dB)	Table (o)	ANT	EUT	Verdict
46.344	-69.42	-17.48	-13.0	-56.42	120.00	Vertical	Horizontal	Pass
1906.600	-52.02	-3.79	-13.0	-39.02	1.00	Vertical	Horizontal	N/A
1989.300	-40.29	-4.47	-13.0	-27.29	90.00	Vertical	Horizontal	N/A
3164.200	-51.21	3.21	-13.0	-38.21	14.00	Vertical	Horizontal	Pass
6978.200	-42.30	13.92	-13.0	-29.30	348.00	Vertical	Horizontal	Pass
17643.024	-33.19	21.35	-13.0	-20.19	289.00	Vertical	Horizontal	Pass

## 6 WCDMA Band 4

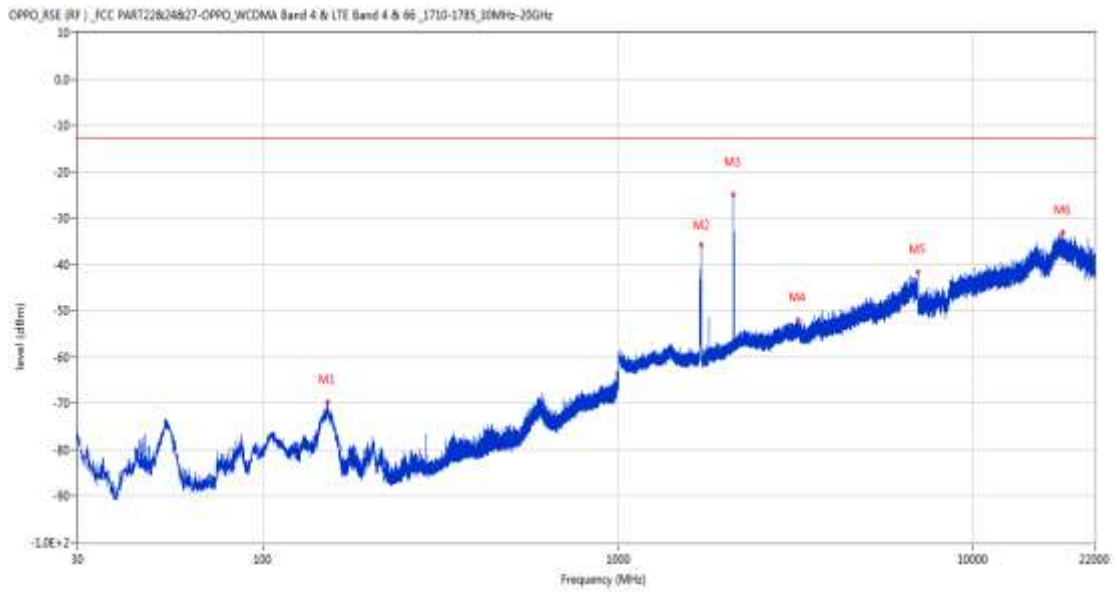
### 6.1 WCDMA Band 4 Low Channel

RSE-H&H WCDMA Band 4 CH1312



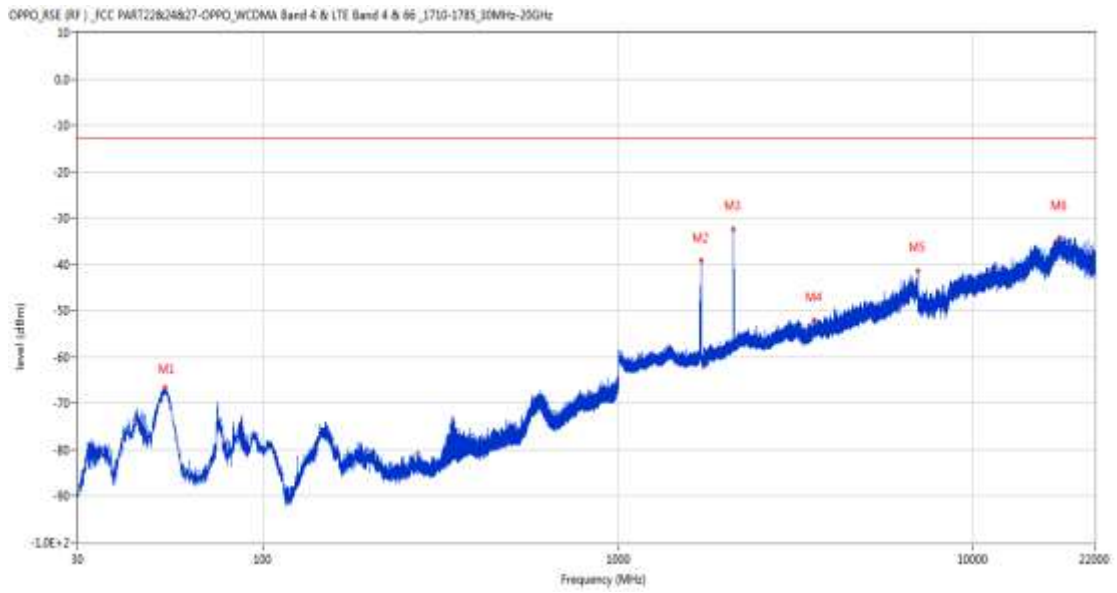
Frequency (MHz)	Result (dBm)	Factor (dB)	PK Limit (dBm)	Over Limit (dB)	Table (o)	ANT	EUT	Verdict
149.698	-68.46	-15.11	-13.0	-55.46	13.00	Horizontal	Horizontal	Pass
1713.900	-34.34	-4.53	-13.0	-21.34	116.00	Horizontal	Horizontal	N/A
2111.700	-20.90	-2.82	-13.0	-7.90	215.00	Horizontal	Horizontal	N/A
3200.600	-51.77	3.04	-13.0	-38.77	127.00	Horizontal	Horizontal	Pass
6999.000	-41.60	13.64	-13.0	-28.60	0.00	Horizontal	Horizontal	Pass
17357.887	-33.87	21.47	-13.0	-20.87	181.00	Horizontal	Horizontal	Pass

RSE-H&V WCDMA Band 4 CH1312



Frequency (MHz)	Result (dBm)	Factor (dB)	PK Limit (dBm)	Over Limit (dB)	Table (o)	ANT	EUT	Verdict
151.832	-69.65	-15.01	-13.0	-56.65	180.00	Horizontal	Vertical	Pass
1713.600	-35.88	-4.53	-13.0	-22.88	336.00	Horizontal	Vertical	N/A
2113.300	-25.11	-2.88	-13.0	-12.11	179.00	Horizontal	Vertical	N/A
3217.400	-51.95	3.92	-13.0	-38.95	24.00	Horizontal	Vertical	Pass
6982.800	-41.66	13.92	-13.0	-28.66	360.00	Horizontal	Vertical	Pass
17868.950	-33.06	22.32	-13.0	-20.06	167.00	Horizontal	Vertical	Pass

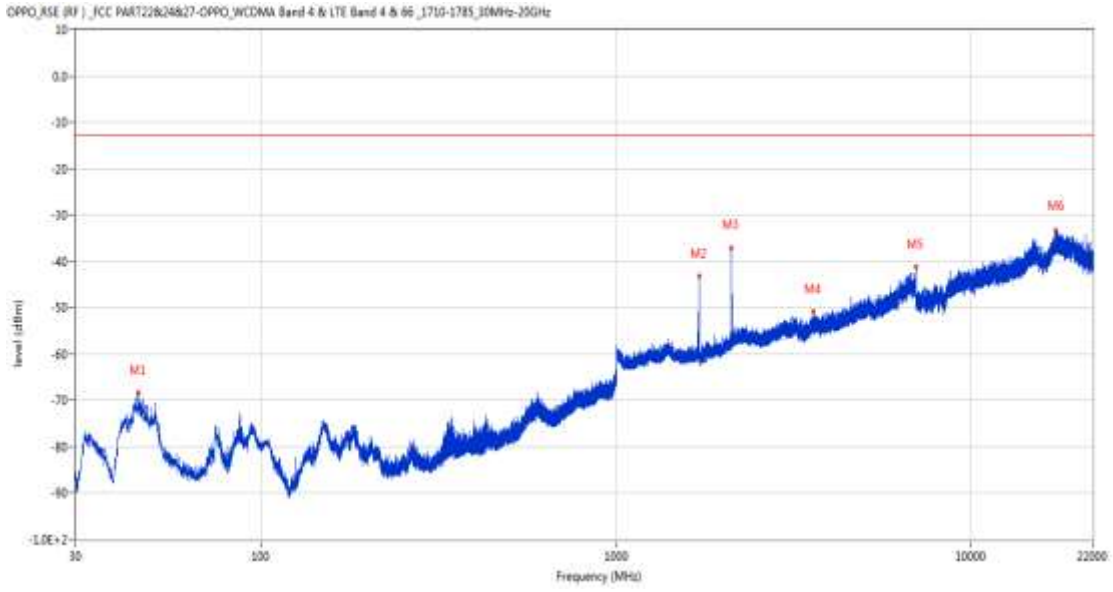
RSE-V&V WCDMA Band 4 CH1312



Frequency (MHz)	Result (dBm)	Factor (dB)	PK Limit (dBm)	Over Limit (dB)	Table (o)	ANT	EUT	Verdict
52.989	-66.44	-16.29	-13.0	-53.44	166.00	Vertical	Vertical	Pass
1713.700	-39.19	-4.53	-13.0	-26.19	242.00	Vertical	Vertical	N/A
2111.200	-32.51	-2.78	-13.0	-19.51	242.00	Vertical	Vertical	N/A
3561.600	-51.98	3.90	-13.0	-38.98	111.00	Vertical	Vertical	Pass
6980.000	-41.37	13.84	-13.0	-28.37	130.00	Vertical	Vertical	Pass
17461.948	-34.19	21.74	-13.0	-21.19	212.00	Vertical	Vertical	Pass



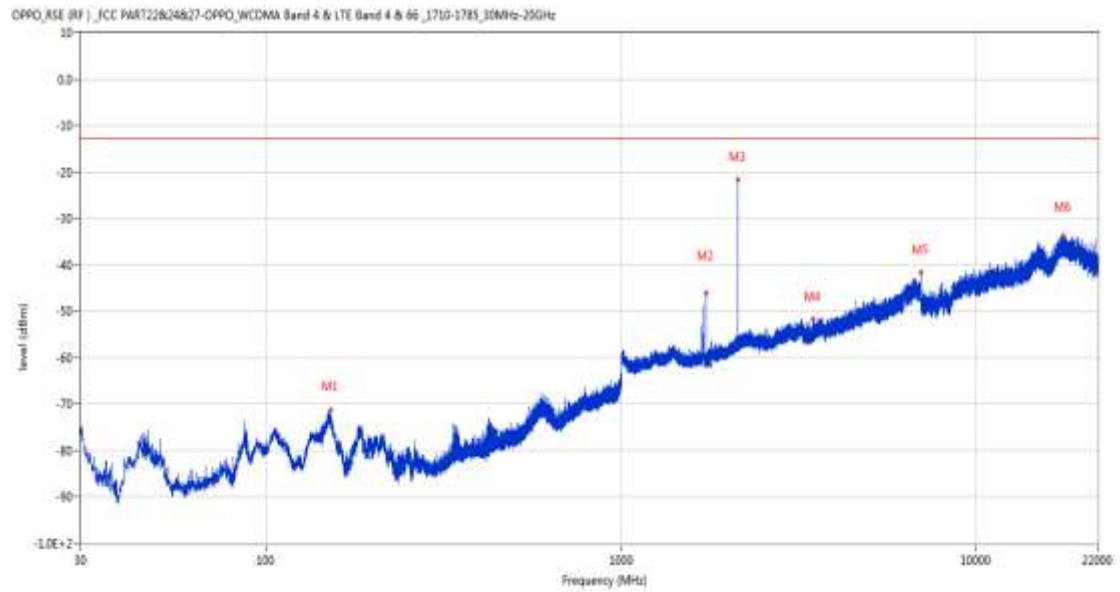
RSE-V&H WCDMA Band 4 CH1312



Frequency (MHz)	Result (dBm)	Factor (dB)	PK Limit (dBm)	Over Limit (dB)	Table (o)	ANT	EUT	Verdict
45.035	-68.39	-16.32	-13.0	-55.39	171.00	Vertical	Horizontal	Pass
1713.700	-45.73	-4.53	-13.0	-32.73	118.00	Vertical	Horizontal	N/A
2112.400	-37.07	-2.87	-13.0	-24.07	118.00	Vertical	Horizontal	N/A
3589.600	-50.84	3.20	-13.0	-37.84	14.00	Vertical	Horizontal	Pass
6986.600	-41.09	13.70	-13.0	-28.09	59.00	Vertical	Horizontal	Pass
17295.913	-33.33	21.13	-13.0	-20.33	119.00	Vertical	Horizontal	Pass

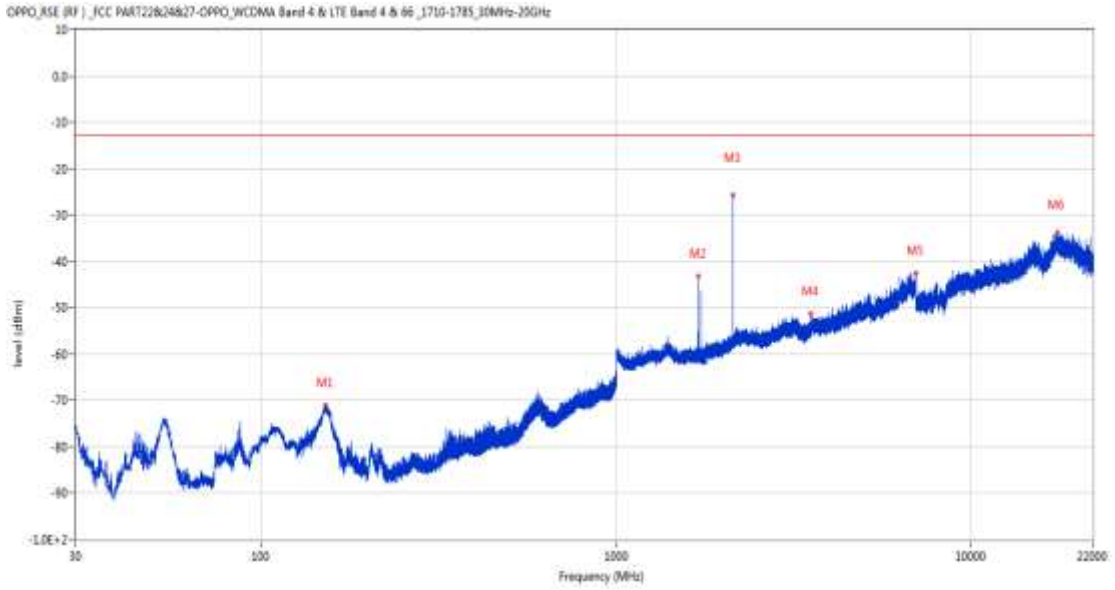
## 6.2 WCDMA Band 4 Middle Channel

RSE-H&H WCDMA Band 4 CH1413



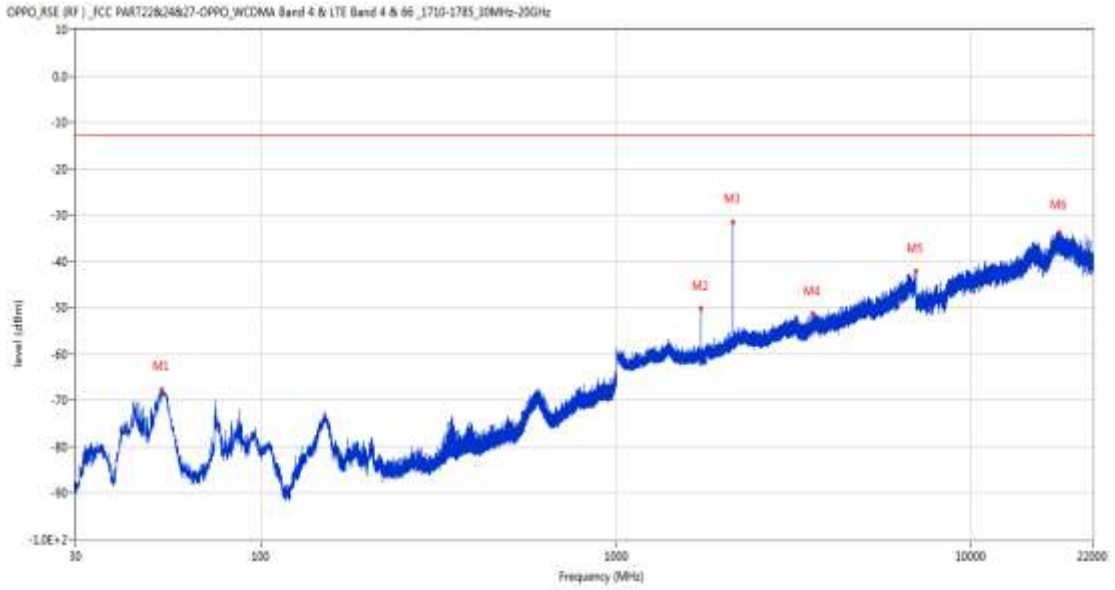
Frequency (MHz)	Result (dBm)	Factor (dB)	PK Limit (dBm)	Over Limit (dB)	Table (o)	ANT	EUT	Verdict
151.735	-71.17	-15.01	-13.0	-58.17	45.00	Horizontal	Horizontal	Pass
1733.700	-46.11	-4.53	-13.0	-33.11	312.00	Horizontal	Horizontal	N/A
2131.900	-21.67	-2.64	-13.0	-8.67	267.00	Horizontal	Horizontal	N/A
3472.800	-51.81	2.51	-13.0	-38.81	360.00	Horizontal	Horizontal	Pass
6998.200	-41.58	13.63	-13.0	-28.58	195.00	Horizontal	Horizontal	Pass
17592.375	-33.83	22.05	-13.0	-20.83	189.00	Horizontal	Horizontal	Pass

RSE-H&V WCDMA Band 4 CH1413



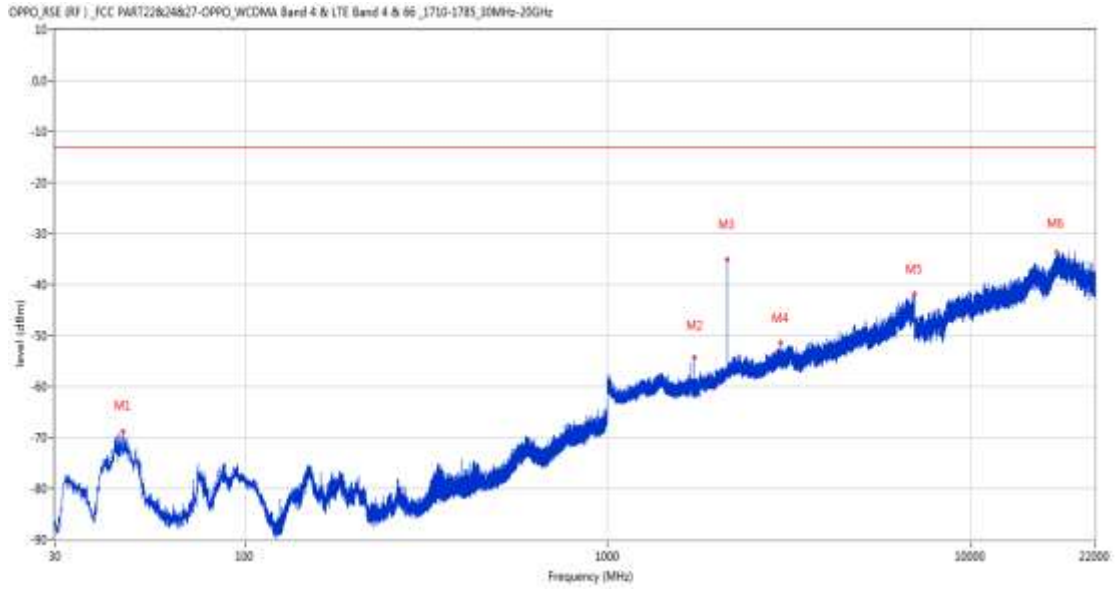
Frequency (MHz)	Result (dBm)	Factor (dB)	PK Limit (dBm)	Over Limit (dB)	Table (o)	ANT	EUT	Verdict
151.686	-71.11	-15.01	-13.0	-58.11	44.00	Horizontal	Vertical	Pass
1702.400	-43.23	-4.53	-13.0	-30.23	223.00	Horizontal	Vertical	N/A
2133.800	-26.28	-2.58	-13.0	-13.28	168.00	Horizontal	Vertical	N/A
3534.800	-51.33	3.76	-13.0	-38.33	195.00	Horizontal	Vertical	Pass
6980.600	-42.46	13.78	-13.0	-29.46	23.00	Horizontal	Vertical	Pass
17461.025	-33.87	21.74	-13.0	-20.87	120.00	Horizontal	Vertical	Pass

RSE-V&V WCDMA Band 4 CH1413



Frequency (MHz)	Result (dBm)	Factor (dB)	PK Limit (dBm)	Over Limit (dB)	Table (o)	ANT	EUT	Verdict
52.456	-67.57	-16.07	-13.0	-54.57	108.00	Vertical	Vertical	Pass
1734.200	-50.19	-4.53	-13.0	-37.19	295.00	Vertical	Vertical	N/A
2133.400	-31.55	-2.59	-13.0	-18.55	64.00	Vertical	Vertical	N/A
3573.000	-51.39	3.89	-13.0	-38.39	298.00	Vertical	Vertical	Pass
6993.400	-42.12	13.66	-13.0	-29.12	201.00	Vertical	Vertical	Pass
17643.713	-33.84	21.34	-13.0	-20.84	52.00	Vertical	Vertical	Pass

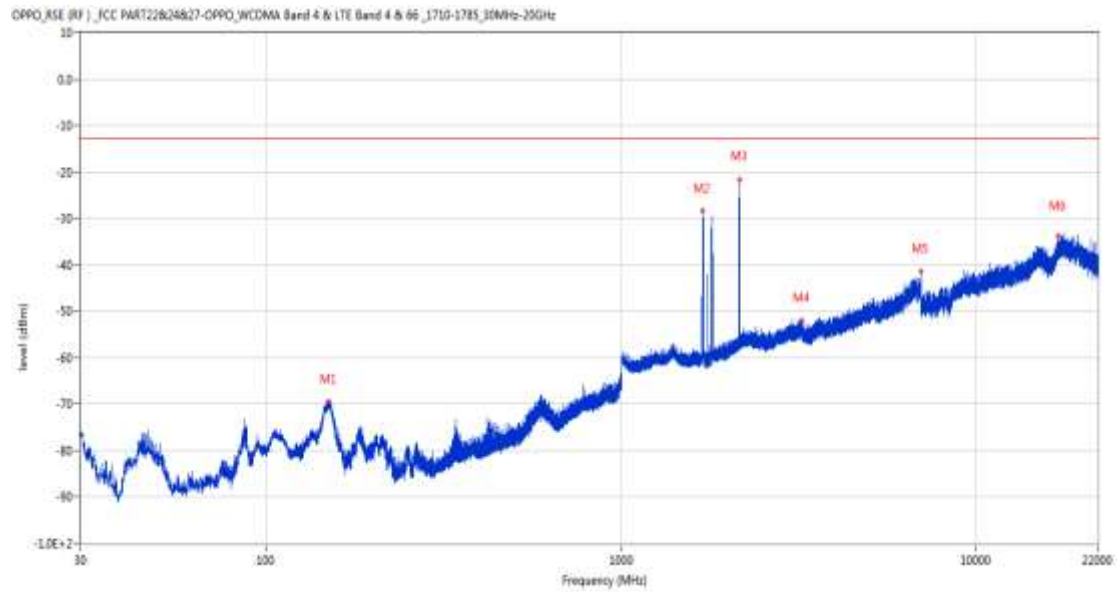
RSE-V&H WCDMA Band 4 CH1413



Frequency (MHz)	Result (dBm)	Factor (dB)	PK Limit (dBm)	Over Limit (dB)	Table (o)	ANT	EUT	Verdict
46.296	-68.69	-17.46	-13.0	-55.69	84.00	Vertical	Horizontal	Pass
1734.200	-54.35	-4.53	-13.0	-41.35	83.00	Vertical	Horizontal	N/A
2133.300	-35.11	-2.60	-13.0	-22.11	179.00	Vertical	Horizontal	N/A
3006.200	-51.39	2.71	-13.0	-38.39	257.00	Vertical	Horizontal	Pass
6990.200	-41.79	13.47	-13.0	-28.79	198.00	Vertical	Horizontal	Pass
17319.500	-33.69	21.08	-13.0	-20.69	174.00	Vertical	Horizontal	Pass

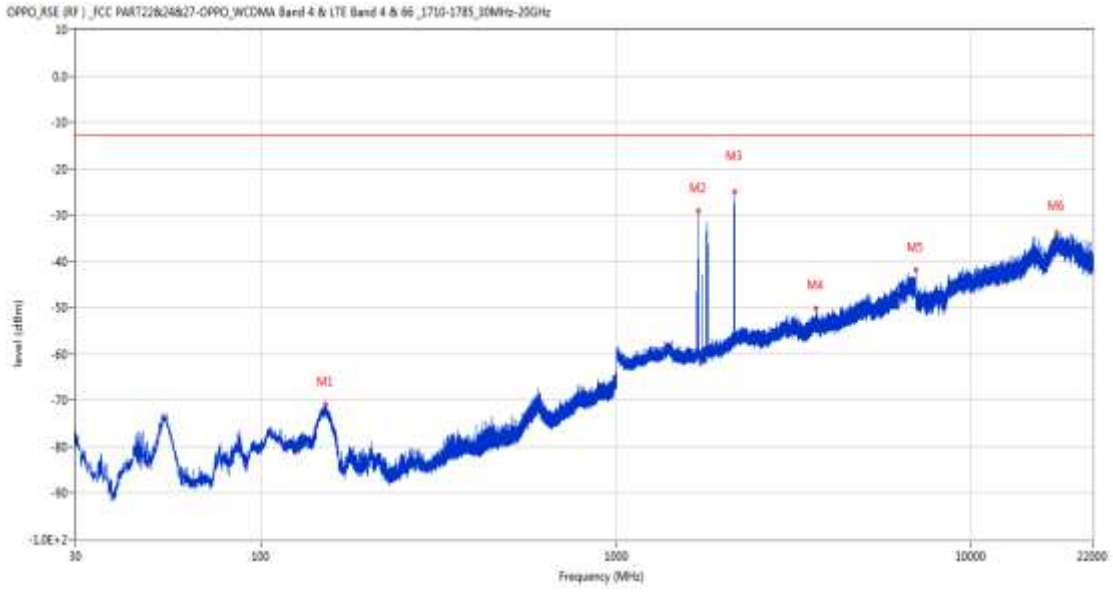
### 6.3 WCDMA Band 4 High Channel

RSE-H&H WCDMA Band 4 CH1513



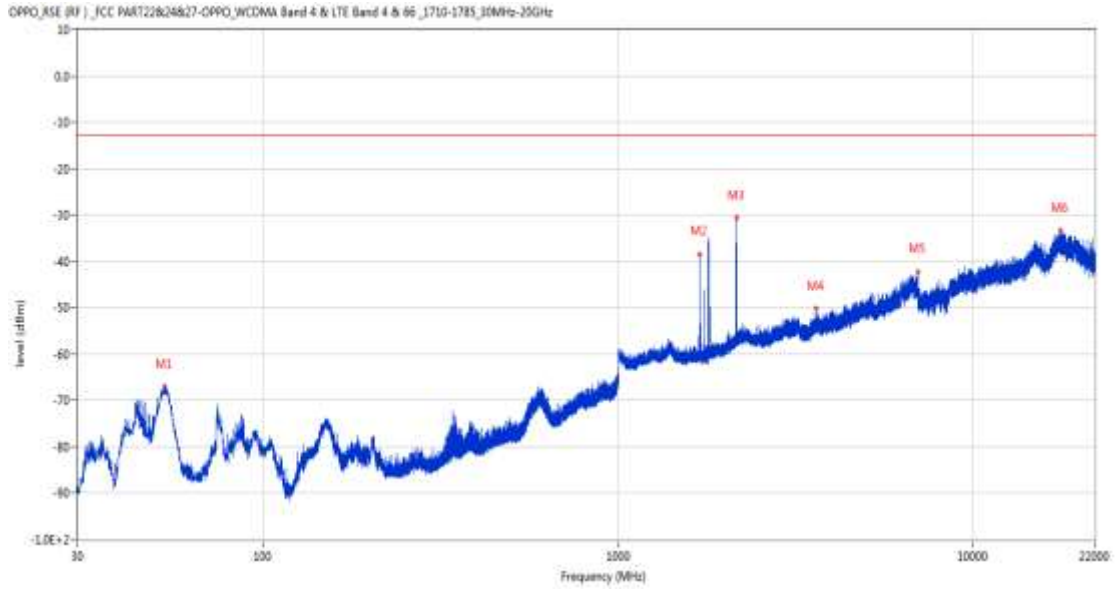
Frequency (MHz)	Result (dBm)	Factor (dB)	PK Limit (dBm)	Over Limit (dB)	Table (o)	ANT	EUT	Verdict
150.183	-69.39	-15.05	-13.0	-56.39	181.00	Horizontal	Horizontal	Pass
1699.300	-28.44	-4.65	-13.0	-15.44	209.00	Horizontal	Horizontal	N/A
2151.800	-21.67	-2.35	-13.0	-8.67	284.00	Horizontal	Horizontal	N/A
3233.000	-52.03	3.30	-13.0	-39.03	89.00	Horizontal	Horizontal	Pass
6981.400	-41.51	13.83	-13.0	-28.51	264.00	Horizontal	Horizontal	Pass
17014.250	-33.78	20.77	-13.0	-20.78	223.00	Horizontal	Horizontal	Pass

RSE-H&V WCDMA Band 4 CH1513



Frequency (MHz)	Result (dBm)	Factor (dB)	PK Limit (dBm)	Over Limit (dB)	Table (o)	ANT	EUT	Verdict
152.414	-70.83	-15.01	-13.0	-57.83	184.00	Horizontal	Vertical	Pass
1701.700	-29.12	-4.53	-13.0	-16.12	360.00	Horizontal	Vertical	N/A
2153.500	-24.97	-2.35	-13.0	-11.97	64.00	Horizontal	Vertical	N/A
3650.800	-50.26	4.46	-13.0	-37.26	206.00	Horizontal	Vertical	Pass
6997.800	-41.92	13.63	-13.0	-28.92	10.00	Horizontal	Vertical	Pass
17379.625	-33.67	22.21	-13.0	-20.67	194.00	Horizontal	Vertical	Pass

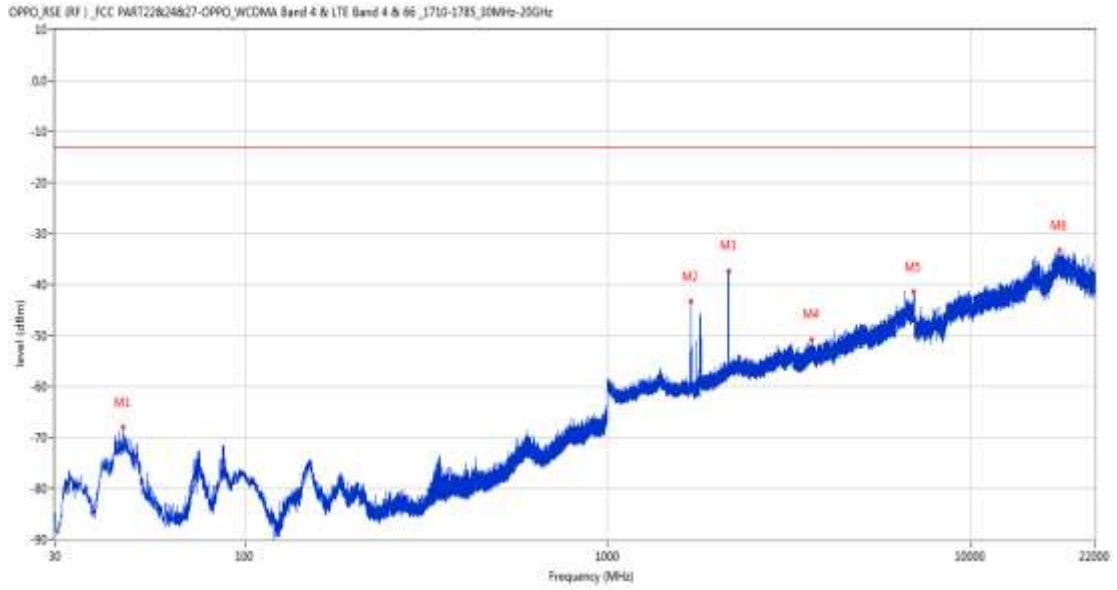
RSE-V&V WCDMA Band 4 CH1513



Frequency (MHz)	Result (dBm)	Factor (dB)	PK Limit (dBm)	Over Limit (dB)	Table (o)	ANT	EUT	Verdict
52.892	-67.04	-16.25	-13.0	-54.04	176.00	Vertical	Vertical	Pass
1697.400	-38.43	-4.85	-13.0	-25.43	69.00	Vertical	Vertical	N/A
2152.000	-30.65	-2.35	-13.0	-17.65	50.00	Vertical	Vertical	N/A
3610.600	-50.18	3.43	-13.0	-37.18	43.00	Vertical	Vertical	Pass
6983.000	-42.26	13.90	-13.0	-29.26	259.00	Vertical	Vertical	Pass
17617.814	-33.34	21.81	-13.0	-20.34	163.00	Vertical	Vertical	Pass



RSE-V&H WCDMA Band 4 CH1513

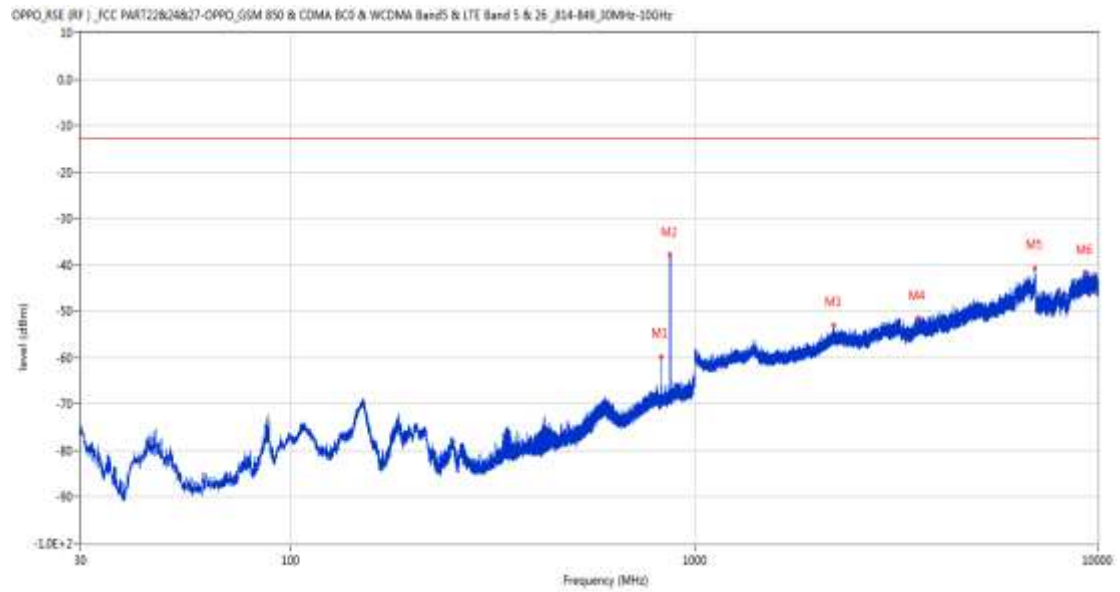


Frequency (MHz)	Result (dBm)	Factor (dB)	PK Limit (dBm)	Over Limit (dB)	Table (o)	ANT	EUT	Verdict
46.296	-67.90	-17.46	-13.0	-54.90	144.00	Vertical	Horizontal	Pass
1699.700	-43.34	-4.60	-13.0	-30.34	63.00	Vertical	Horizontal	N/A
2154.300	-37.32	-2.35	-13.0	-24.32	282.00	Vertical	Horizontal	N/A
3656.200	-50.87	4.11	-13.0	-37.87	113.00	Vertical	Horizontal	Pass
6978.400	-41.50	13.94	-13.0	-28.50	32.00	Vertical	Horizontal	Pass
17576.651	-33.21	22.24	-13.0	-20.21	16.00	Vertical	Horizontal	Pass

## 7 WCDMA Band 5

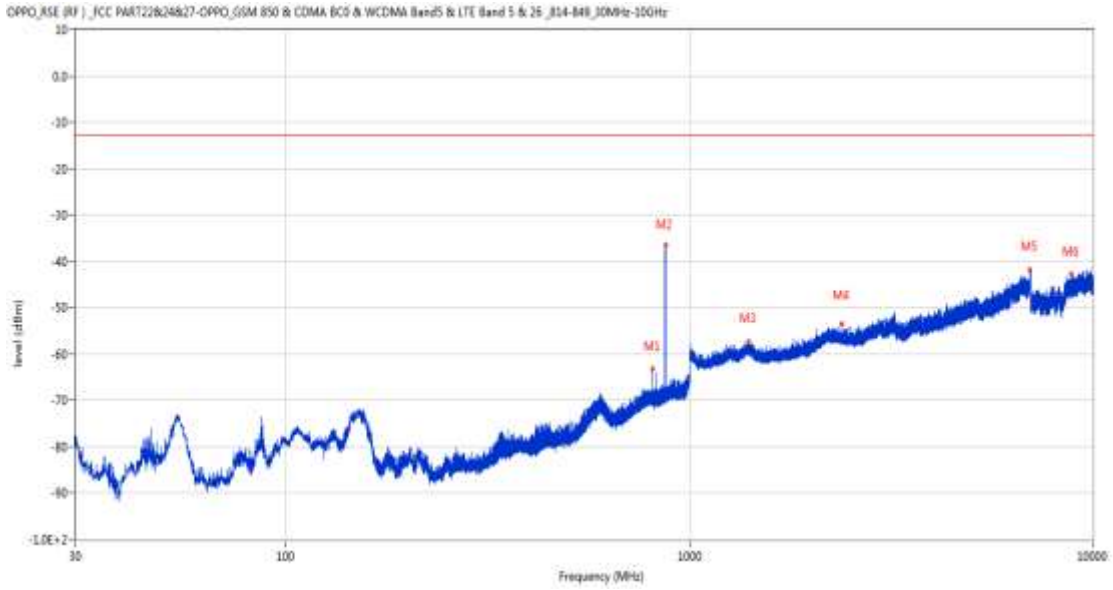
### 7.1 WCDMA Band 5 Low Channel

RSE-H&H WCDMA Band 5 CH4132



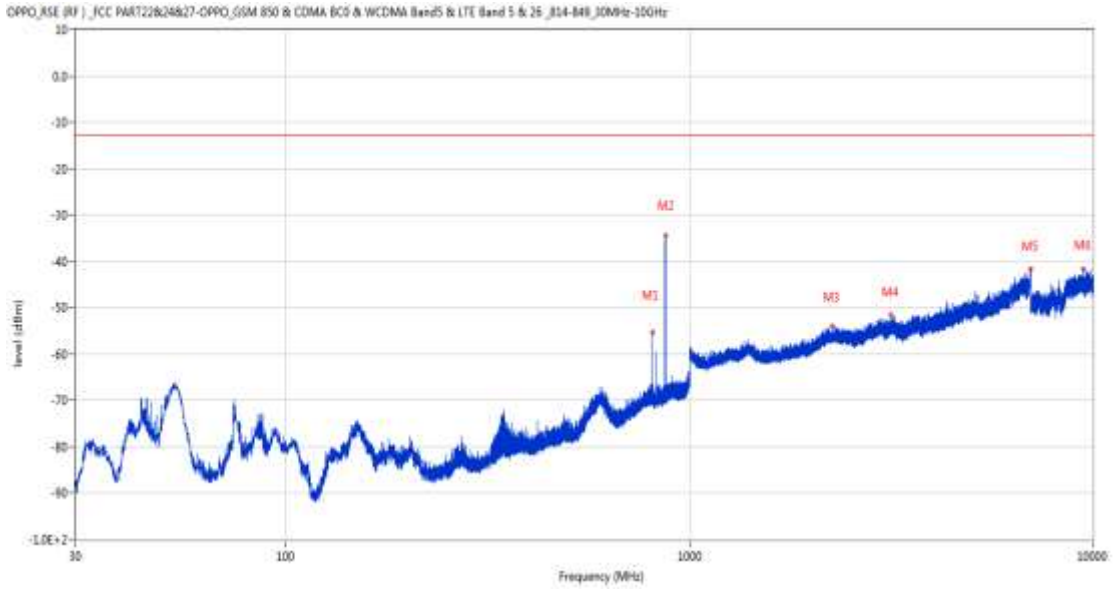
Frequency (MHz)	Result (dBm)	Factor (dB)	PK Limit (dBm)	Over Limit (dB)	Table (o)	ANT	EUT	Verdict
825.497	-59.75	2.26	-13.0	-46.75	114.00	Horizontal	Horizontal	N/A
870.020	-37.77	2.38	-13.0	-24.77	105.00	Horizontal	Horizontal	N/A
2213.700	-53.08	-1.17	-13.0	-40.08	81.00	Horizontal	Horizontal	Pass
3568.400	-51.46	4.16	-13.0	-38.46	194.00	Horizontal	Horizontal	Pass
6982.600	-40.71	13.91	-13.0	-27.71	126.00	Horizontal	Horizontal	Pass
9304.150	-41.71	15.57	-13.0	-28.71	10.00	Horizontal	Horizontal	Pass

RSE-H&V WCDMA Band 5 CH4132



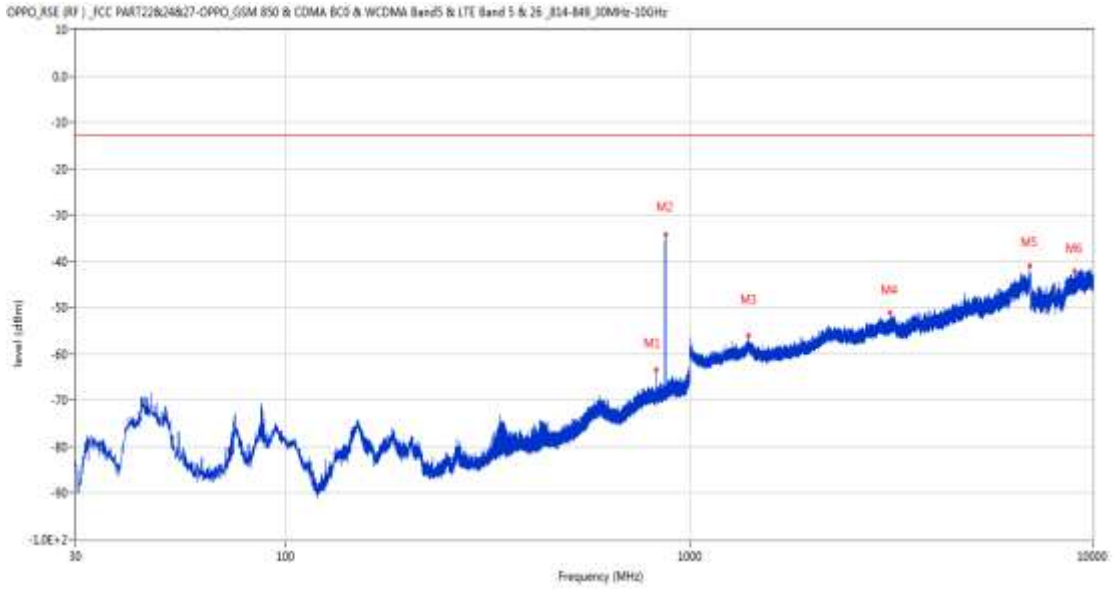
Frequency (MHz)	Result (dBm)	Factor (dB)	PK Limit (dBm)	Over Limit (dB)	Table (o)	ANT	EUT	Verdict
809.346	-63.25	2.11	-13.0	-50.25	47.00	Horizontal	Vertical	N/A
872.009	-36.39	2.37	-13.0	-23.39	225.00	Horizontal	Vertical	N/A
1398.200	-57.26	-3.45	-13.0	-44.26	230.00	Horizontal	Vertical	Pass
2388.900	-53.54	-1.43	-13.0	-40.54	128.00	Horizontal	Vertical	Pass
6982.400	-41.95	13.89	-13.0	-28.95	235.00	Horizontal	Vertical	Pass
8853.250	-42.77	15.18	-13.0	-29.77	285.00	Horizontal	Vertical	Pass

RSE-V&V WCDMA Band 5 CH4132



Frequency (MHz)	Result (dBm)	Factor (dB)	PK Limit (dBm)	Over Limit (dB)	Table (o)	ANT	EUT	Verdict
809.201	-55.29	2.11	-13.0	-42.29	257.00	Vertical	Vertical	N/A
871.669	-34.54	2.37	-13.0	-21.54	315.00	Vertical	Vertical	N/A
2254.500	-54.08	-1.23	-13.0	-41.08	0.00	Vertical	Vertical	Pass
3164.400	-51.47	3.21	-13.0	-38.47	352.00	Vertical	Vertical	Pass
6999.200	-41.57	13.65	-13.0	-28.57	284.00	Vertical	Vertical	Pass
9467.350	-41.65	16.35	-13.0	-28.65	64.00	Vertical	Vertical	Pass

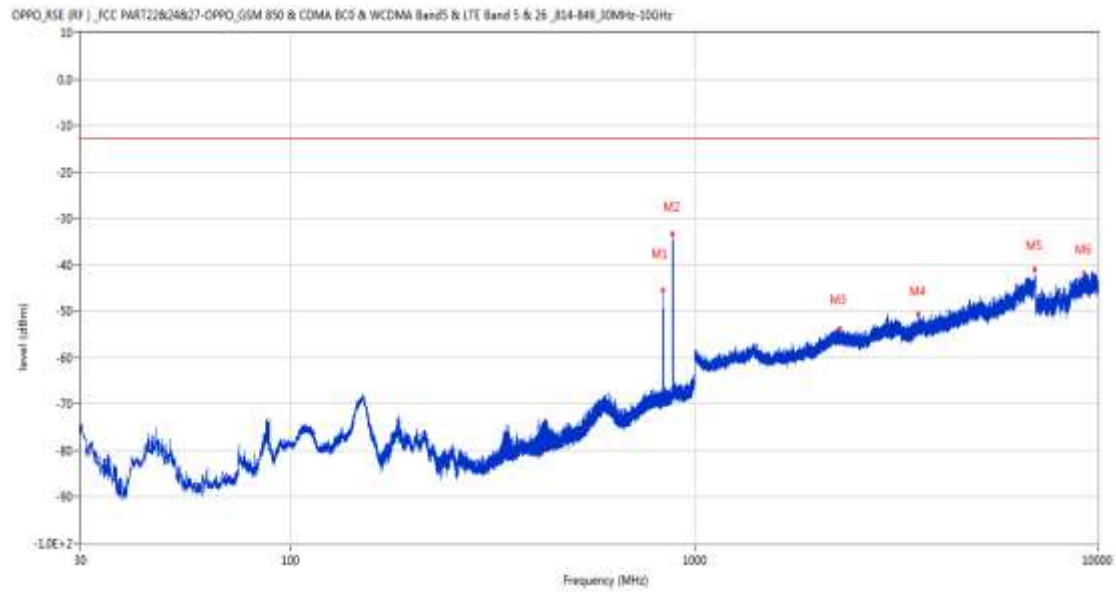
RSE-V&H WCDMA Band 5 CH4132



Frequency (MHz)	Result (dBm)	Factor (dB)	PK Limit (dBm)	Over Limit (dB)	Table (o)	ANT	EUT	Verdict
825.303	-63.42	2.25	-13.0	-50.42	113.00	Vertical	Horizontal	N/A
871.669	-34.28	2.37	-13.0	-21.28	214.00	Vertical	Horizontal	N/A
1397.700	-56.09	-3.48	-13.0	-43.09	317.00	Vertical	Horizontal	Pass
3147.400	-51.11	2.29	-13.0	-38.11	30.00	Vertical	Horizontal	Pass
6983.600	-41.01	13.84	-13.0	-28.01	127.00	Vertical	Horizontal	Pass
9030.850	-42.12	15.20	-13.0	-29.12	49.00	Vertical	Horizontal	Pass

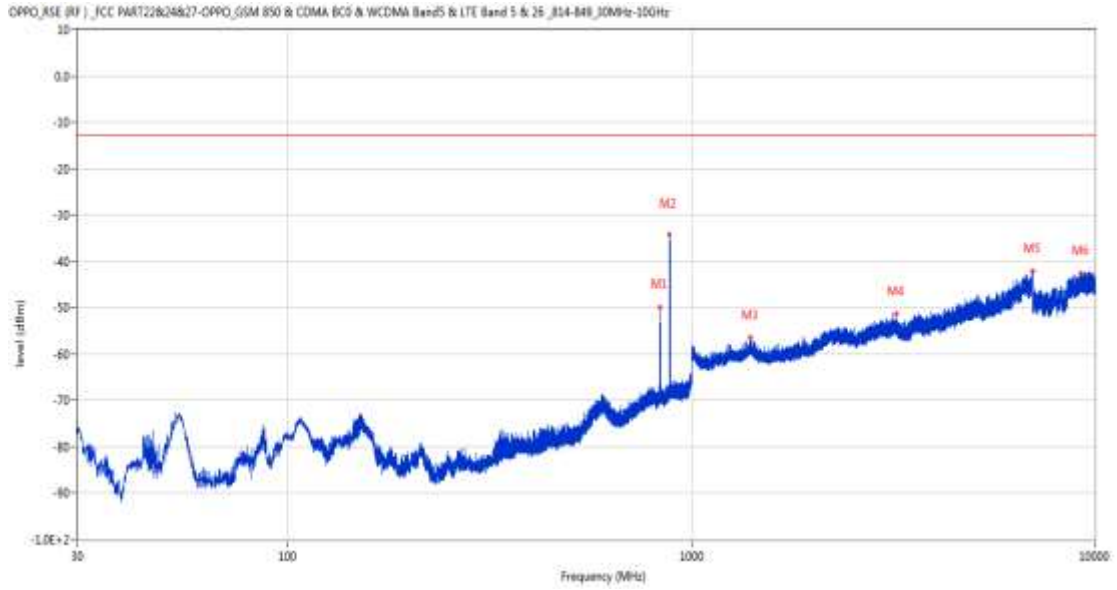
## 7.2 WCDMA Band 5 Middle Channel

RSE-H&H WCDMA Band 5 CH4182



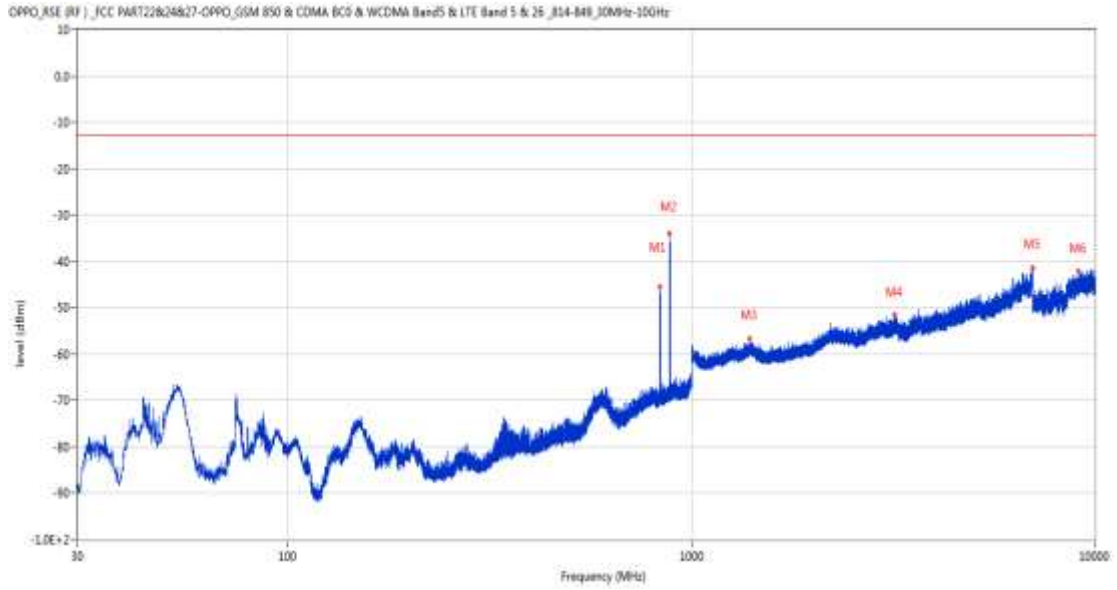
Frequency (MHz)	Result (dBm)	Factor (dB)	PK Limit (dBm)	Over Limit (dB)	Table (o)	ANT	EUT	Verdict
836.555	-45.50	2.59	-13.0	-32.50	125.00	Horizontal	Horizontal	N/A
882.048	-33.22	2.86	-13.0	-20.22	98.00	Horizontal	Horizontal	N/A
2296.100	-53.71	-1.13	-13.0	-40.71	65.00	Horizontal	Horizontal	Pass
3581.000	-50.61	3.41	-13.0	-37.61	165.00	Horizontal	Horizontal	Pass
6979.000	-40.92	13.92	-13.0	-27.92	53.00	Horizontal	Horizontal	Pass
9229.450	-41.85	15.31	-13.0	-28.85	301.00	Horizontal	Horizontal	Pass

RSE-H&V WCDMA Band 5 CH4182



Frequency (MHz)	Result (dBm)	Factor (dB)	PK Limit (dBm)	Over Limit (dB)	Table (o)	ANT	EUT	Verdict
836.506	-49.91	2.59	-13.0	-36.91	51.00	Horizontal	Vertical	N/A
882.873	-34.16	2.96	-13.0	-21.16	195.00	Horizontal	Vertical	N/A
1400.000	-56.55	-3.46	-13.0	-43.55	354.00	Horizontal	Vertical	Pass
3220.200	-51.31	3.99	-13.0	-38.31	148.00	Horizontal	Vertical	Pass
6999.600	-42.02	13.65	-13.0	-29.02	249.00	Horizontal	Vertical	Pass
9252.700	-42.54	15.19	-13.0	-29.54	267.00	Horizontal	Vertical	Pass

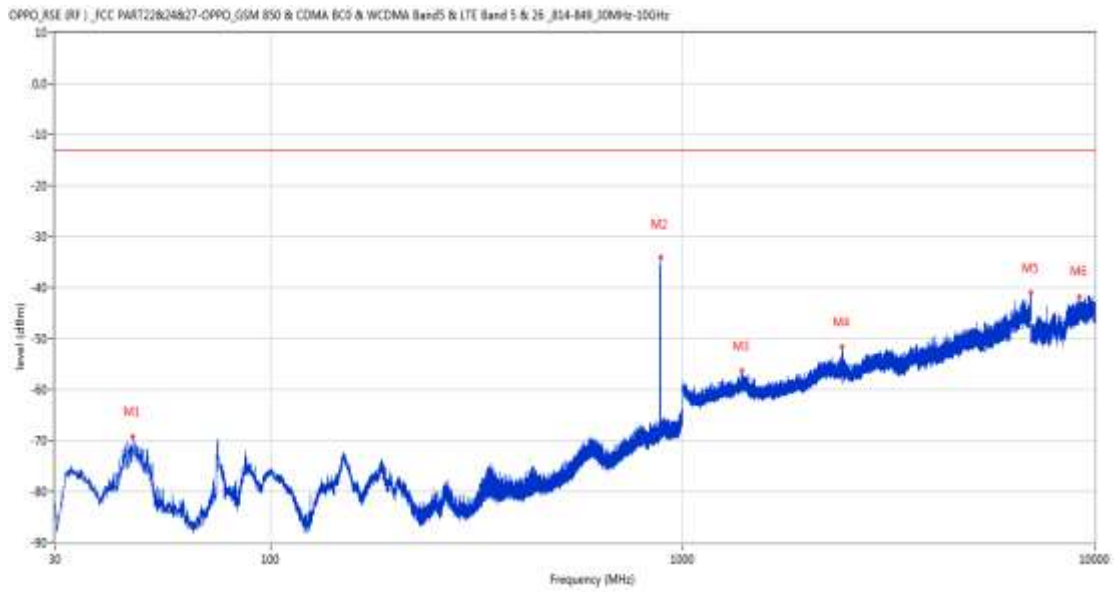
RSE-V&V WCDMA Band 5 CH4182



Frequency (MHz)	Result (dBm)	Factor (dB)	PK Limit (dBm)	Over Limit (dB)	Table (o)	ANT	EUT	Verdict
836.555	-45.36	2.59	-13.0	-32.36	195.00	Vertical	Vertical	N/A
882.582	-34.03	2.92	-13.0	-21.03	174.00	Vertical	Vertical	N/A
1393.300	-56.73	-3.66	-13.0	-43.73	39.00	Vertical	Vertical	Pass
3181.600	-51.46	2.55	-13.0	-38.46	71.00	Vertical	Vertical	Pass
6999.000	-41.30	13.64	-13.0	-28.30	92.00	Vertical	Vertical	Pass
9089.200	-42.18	14.91	-13.0	-29.18	222.00	Vertical	Vertical	Pass



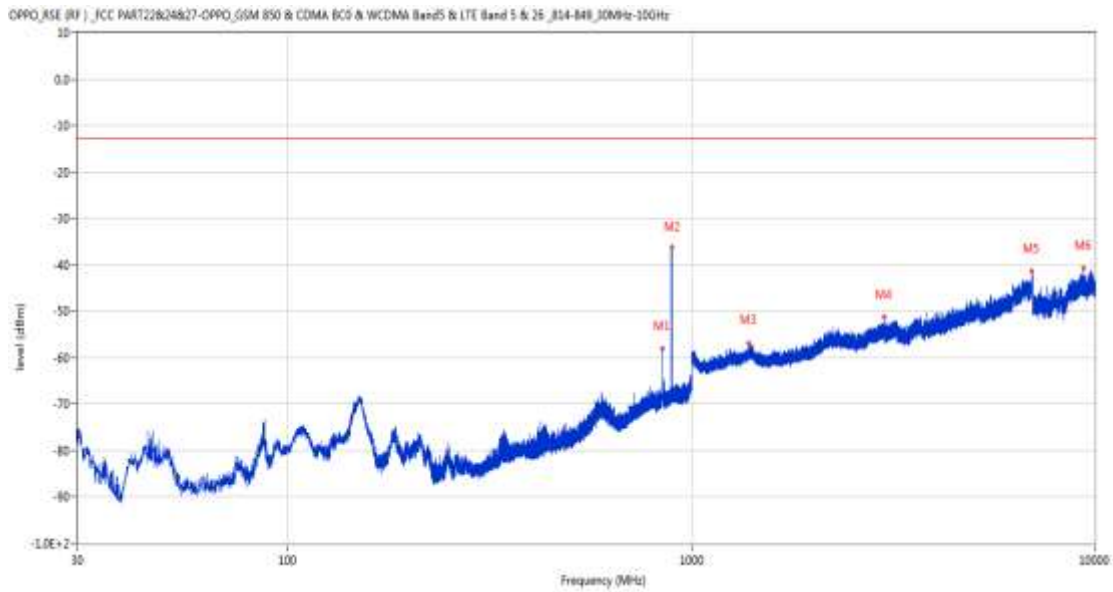
RSE-V&H WCDMA Band 5 CH4182



Frequency (MHz)	Result (dBm)	Factor (dB)	PK Limit (dBm)	Over Limit (dB)	Table (o)	ANT	EUT	Verdict
46.248	-69.10	-17.50	-13.0	-56.10	161.00	Vertical	Horizontal	Pass
882.824	-34.09	2.96	-13.0	-21.09	2.00	Vertical	Horizontal	N/A
1394.200	-56.25	-3.68	-13.0	-43.25	172.00	Vertical	Horizontal	Pass
2438.900	-51.57	-1.12	-13.0	-38.57	122.00	Vertical	Horizontal	Pass
6993.800	-40.93	13.64	-13.0	-27.93	18.00	Vertical	Horizontal	Pass
9183.700	-41.92	15.07	-13.0	-28.92	1.00	Vertical	Horizontal	Pass

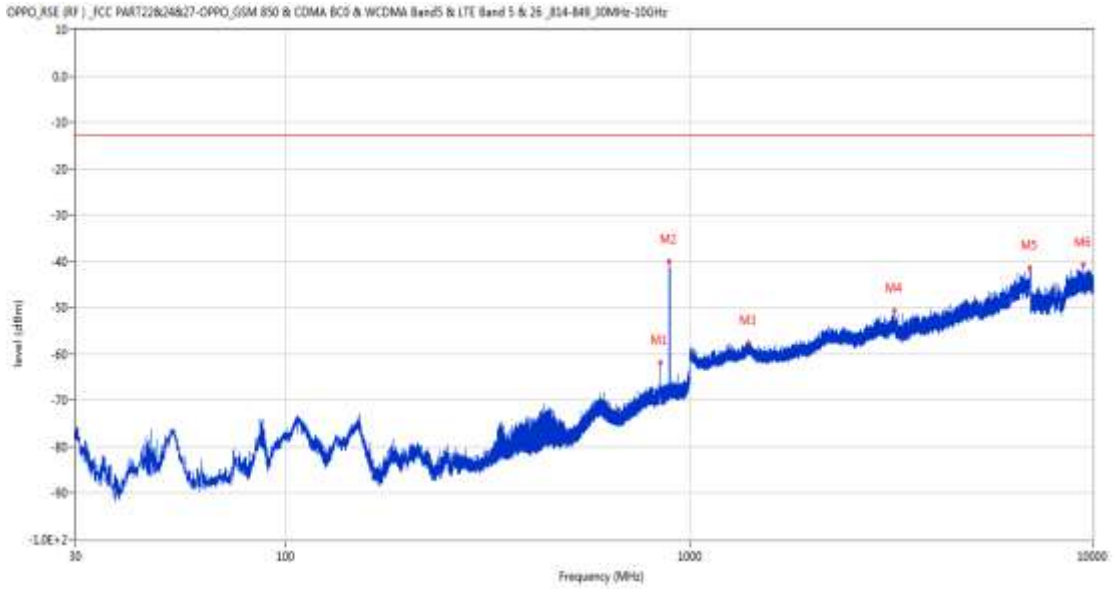
### 7.3 WCDMA Band 5 High Channel

RSE-H&H WCDMA Band 5 CH4233



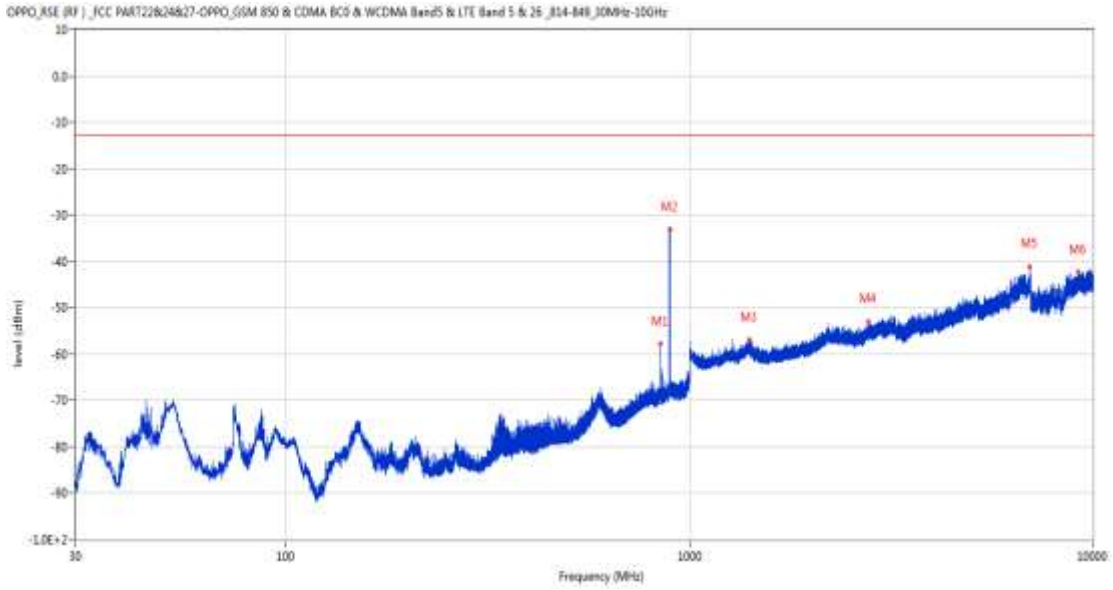
Frequency (MHz)	Result (dBm)	Factor (dB)	PK Limit (dBm)	Over Limit (dB)	Table (o)	ANT	EUT	Verdict
845.964	-58.09	2.54	-13.0	-45.09	125.00	Horizontal	Horizontal	N/A
892.281	-36.34	3.53	-13.0	-23.34	160.00	Horizontal	Horizontal	N/A
1385.600	-56.82	-3.97	-13.0	-43.82	119.00	Horizontal	Horizontal	Pass
3008.400	-51.37	2.77	-13.0	-38.37	245.00	Horizontal	Horizontal	Pass
6992.600	-41.45	13.59	-13.0	-28.45	2.00	Horizontal	Horizontal	Pass
9361.450	-40.76	15.07	-13.0	-27.76	262.00	Horizontal	Horizontal	Pass

RSE-H&V WCDMA Band 5 CH4233



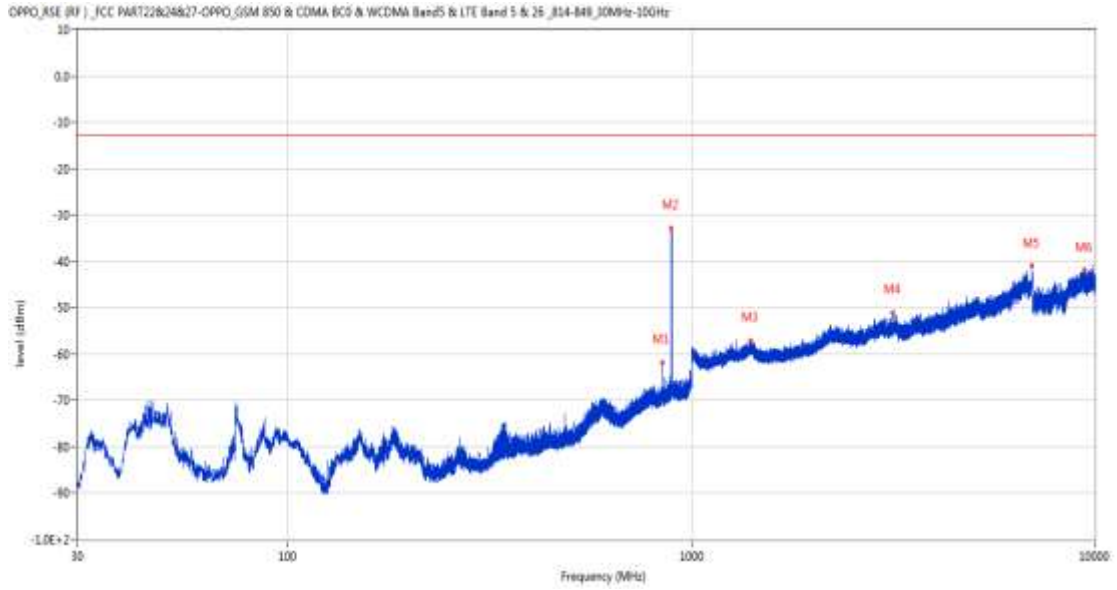
Frequency (MHz)	Result (dBm)	Factor (dB)	PK Limit (dBm)	Over Limit (dB)	Table (o)	ANT	EUT	Verdict
846.449	-61.91	2.53	-13.0	-48.91	360.00	Horizontal	Vertical	N/A
890.584	-40.02	3.44	-13.0	-27.02	215.00	Horizontal	Vertical	N/A
1400.900	-57.52	-3.54	-13.0	-44.52	99.00	Horizontal	Vertical	Pass
3214.000	-50.60	3.66	-13.0	-37.60	1.00	Horizontal	Vertical	Pass
6979.800	-41.35	13.85	-13.0	-28.35	164.00	Horizontal	Vertical	Pass
9449.500	-40.66	16.73	-13.0	-27.66	24.00	Horizontal	Vertical	Pass

RSE-V&V WCDMA Band 5 CH4233



Frequency (MHz)	Result (dBm)	Factor (dB)	PK Limit (dBm)	Over Limit (dB)	Table (o)	ANT	EUT	Verdict
846.449	-57.81	2.53	-13.0	-44.81	55.00	Vertical	Vertical	N/A
892.912	-33.16	3.55	-13.0	-20.16	124.00	Vertical	Vertical	N/A
1404.300	-56.79	-3.84	-13.0	-43.79	63.00	Vertical	Vertical	Pass
2778.100	-53.17	0.23	-13.0	-40.17	0.00	Vertical	Vertical	Pass
6981.200	-41.19	13.81	-13.0	-28.19	220.00	Vertical	Vertical	Pass
9195.550	-42.33	15.27	-13.0	-29.33	304.00	Vertical	Vertical	Pass

RSE-V&H WCDMA Band 5 CH4233



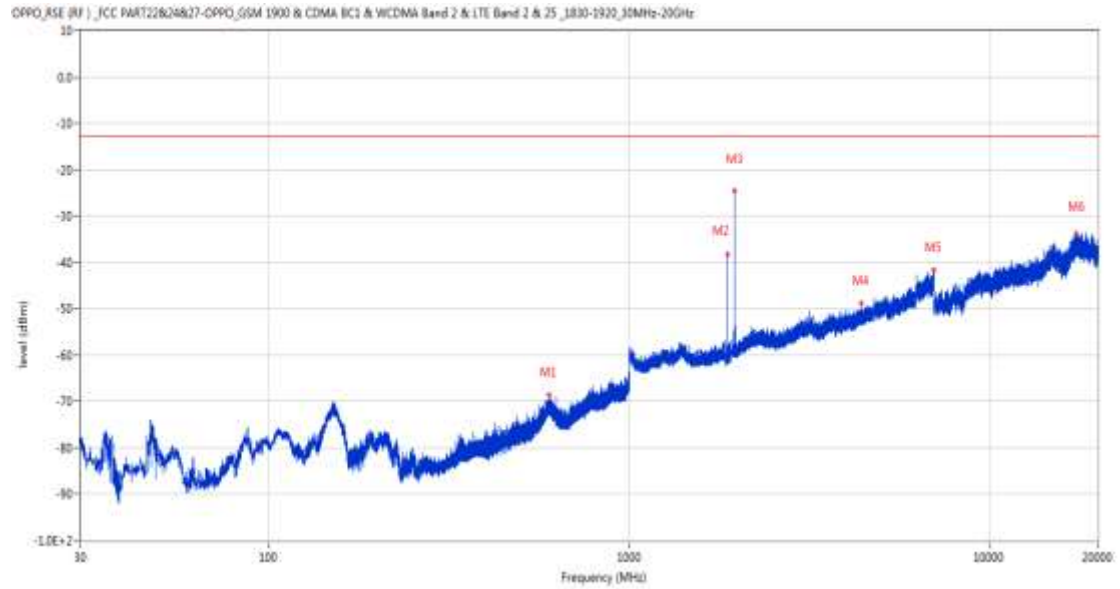
Frequency (MHz)	Result (dBm)	Factor (dB)	PK Limit (dBm)	Over Limit (dB)	Table (o)	ANT	EUT	Verdict
847.177	-61.81	2.51	-13.0	-48.81	36.00	Vertical	Horizontal	N/A
891.700	-32.77	3.50	-13.0	-19.77	88.00	Vertical	Horizontal	N/A
1398.000	-57.03	-3.46	-13.0	-44.03	339.00	Vertical	Horizontal	Pass
3161.400	-51.11	3.07	-13.0	-38.11	179.00	Vertical	Horizontal	Pass
6970.800	-41.00	13.50	-13.0	-28.00	197.00	Vertical	Horizontal	Pass
9437.500	-41.95	16.42	-13.0	-28.95	324.00	Vertical	Horizontal	Pass

## LTE

### 8 LTE Band 2

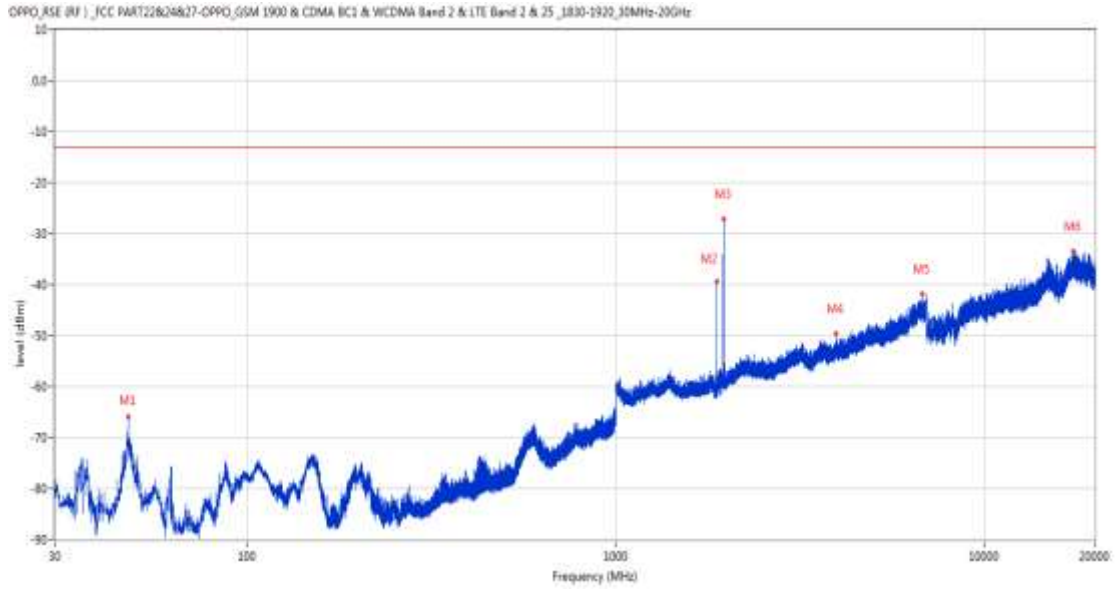
#### 8.1 LTE Band 2 BW1.4, Middle Channel

RSE-H&H LTE Band 2 BW1.4 CH18900



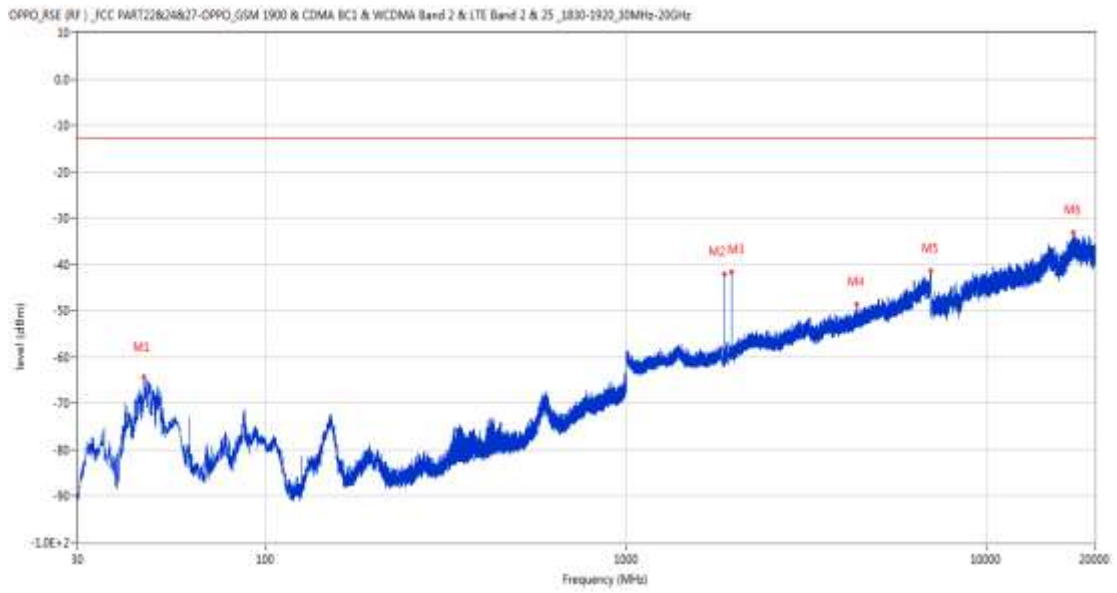
Frequency (MHz)	Result (dBm)	Factor (dB)	PK Limit (dBm)	Over Limit (dB)	Table (o)	ANT	EUT	Verdict
600.214	-68.64	-2.39	-13.0	-55.64	0.00	Horizontal	Horizontal	Pass
1879.900	-38.25	-4.03	-13.0	-25.25	219.00	Horizontal	Horizontal	N/A
1960.200	-24.67	-4.68	-13.0	-11.67	219.00	Horizontal	Horizontal	N/A
4421.600	-48.88	5.61	-13.0	-35.88	338.00	Horizontal	Horizontal	Pass
6994.400	-41.69	13.61	-13.0	-28.69	189.00	Horizontal	Horizontal	Pass
17401.238	-33.76	22.72	-13.0	-20.76	120.00	Horizontal	Horizontal	Pass

RSE-H&V LTE Band 2 BW1.4 CH18900



Frequency (MHz)	Result (dBm)	Factor (dB)	PK Limit (dBm)	Over Limit (dB)	Table (o)	ANT	EUT	Verdict
47.460	-65.99	-17.15	-13.0	-52.99	145.00	Horizontal	Vertical	Pass
1880.000	-39.45	-4.03	-13.0	-26.45	309.00	Horizontal	Vertical	N/A
1960.500	-27.15	-4.69	-13.0	-14.15	88.00	Horizontal	Vertical	N/A
3968.800	-49.49	5.33	-13.0	-36.49	236.00	Horizontal	Vertical	Pass
6789.600	-41.80	12.39	-13.0	-28.80	247.00	Horizontal	Vertical	Pass
17487.874	-33.43	21.46	-13.0	-20.43	8.00	Horizontal	Vertical	Pass

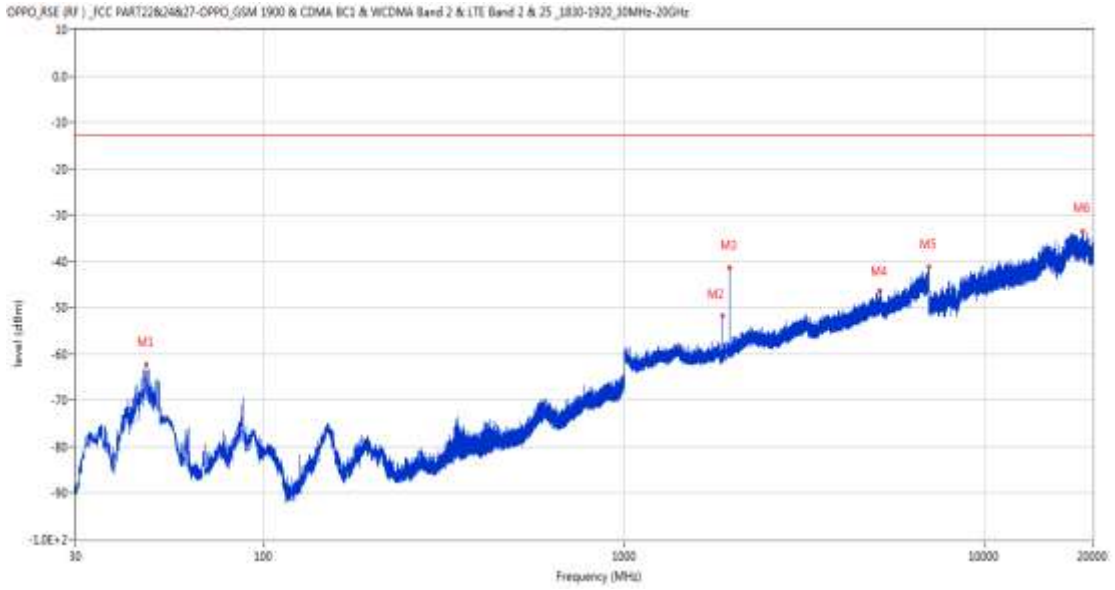
RSE-V&V LTE Band 2 BW1.4 CH18900



Frequency (MHz)	Result (dBm)	Factor (dB)	PK Limit (dBm)	Over Limit (dB)	Table (o)	ANT	EUT	Verdict
45.859	-64.31	-17.36	-13.0	-51.31	315.00	Vertical	Vertical	Pass
1879.900	-42.18	-4.03	-13.0	-29.18	235.00	Vertical	Vertical	N/A
1960.700	-41.74	-4.69	-13.0	-28.74	197.00	Vertical	Vertical	N/A
4358.400	-48.63	6.85	-13.0	-35.63	210.00	Vertical	Vertical	Pass
6998.800	-41.34	13.64	-13.0	-28.34	173.00	Vertical	Vertical	Pass
17431.325	-33.18	22.37	-13.0	-20.18	-3.00	Vertical	Vertical	Pass



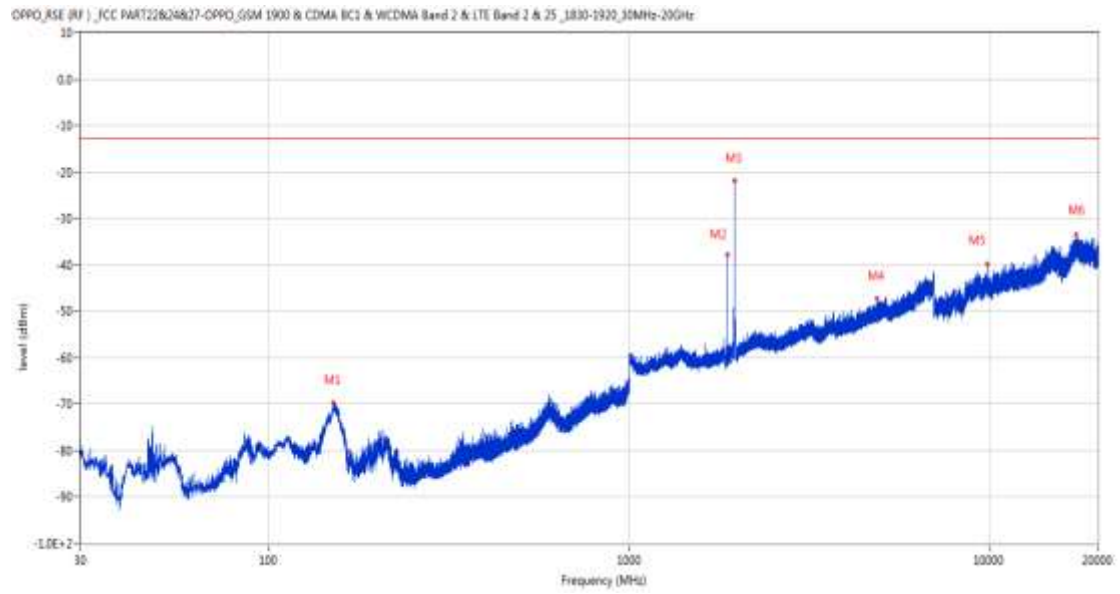
RSE-V&H LTE Band 2 BW1.4 CH18900



Frequency (MHz)	Result (dBm)	Factor (dB)	PK Limit (dBm)	Over Limit (dB)	Table (o)	ANT	EUT	Verdict
47.169	-62.26	-17.30	-13.0	-49.26	360.00	Vertical	Horizontal	Pass
1879.900	-51.79	-4.03	-13.0	-38.79	-1.00	Vertical	Horizontal	N/A
1960.500	-41.51	-4.69	-13.0	-28.51	360.00	Vertical	Horizontal	N/A
5132.600	-46.30	7.79	-13.0	-33.30	201.00	Vertical	Horizontal	Pass
6999.400	-41.18	13.65	-13.0	-28.18	309.00	Vertical	Horizontal	Pass
18714.937	-33.63	24.82	-13.0	-20.63	27.00	Vertical	Horizontal	Pass

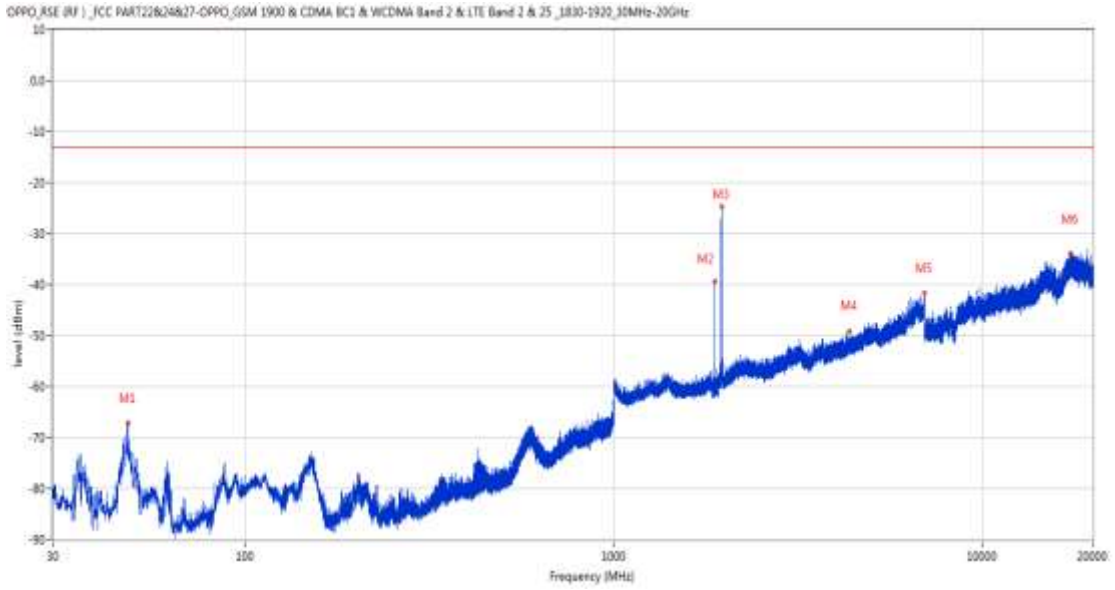
## 8.2 LTE Band 2 BW3, Middle Channel

RSE-H&H LTE Band 2 BW3 CH18900



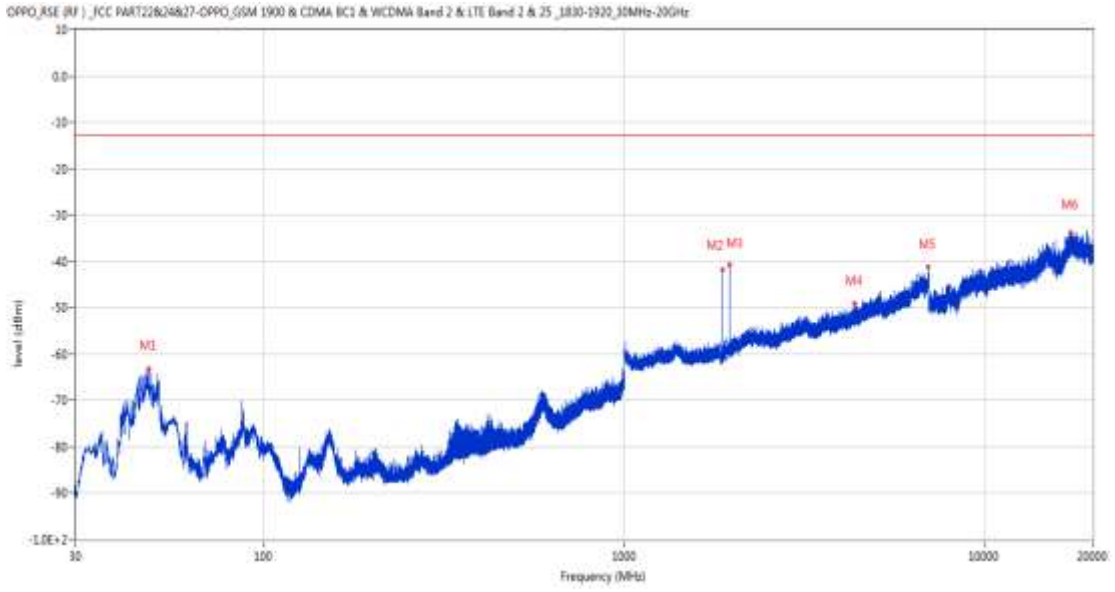
Frequency (MHz)	Result (dBm)	Factor (dB)	PK Limit (dBm)	Over Limit (dB)	Table (o)	ANT	EUT	Verdict
151.250	-69.62	-14.92	-13.0	-56.62	363.00	Horizontal	Horizontal	Pass
1879.100	-37.87	-4.04	-13.0	-24.87	204.00	Horizontal	Horizontal	N/A
1959.700	-21.89	-4.68	-13.0	-8.89	204.00	Horizontal	Horizontal	N/A
4867.600	-47.24	6.99	-13.0	-34.24	295.00	Horizontal	Horizontal	Pass
9847.687	-39.89	16.95	-13.0	-26.89	176.00	Horizontal	Horizontal	Pass
17454.524	-33.49	21.85	-13.0	-20.49	363.00	Horizontal	Horizontal	Pass

RSE-H&V LTE Band 2 BW3 CH18900



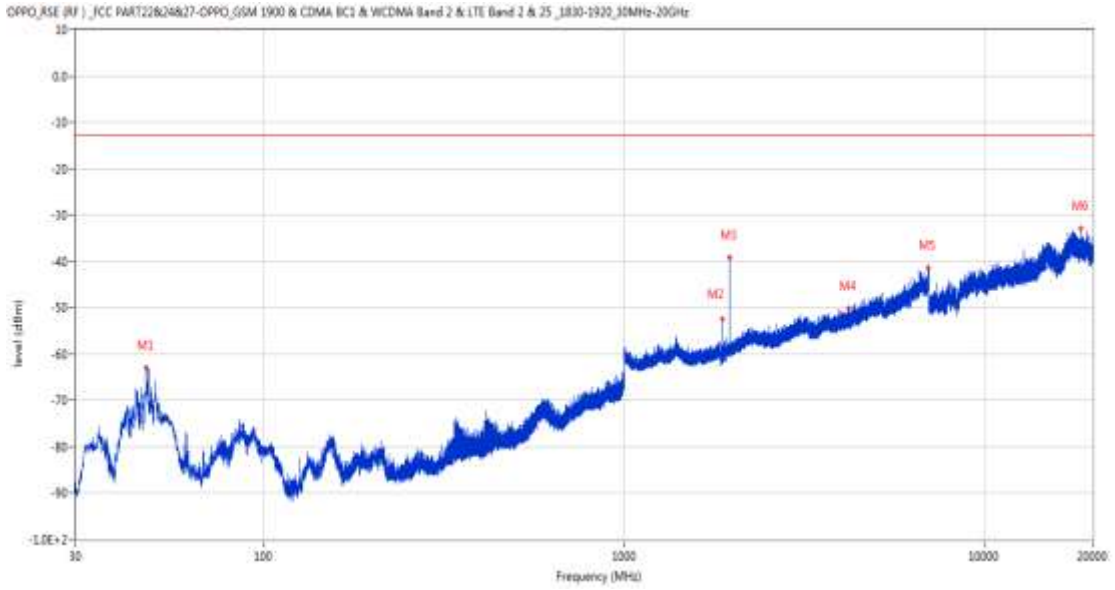
Frequency (MHz)	Result (dBm)	Factor (dB)	PK Limit (dBm)	Over Limit (dB)	Table (o)	ANT	EUT	Verdict
47.848	-67.09	-16.94	-13.0	-54.09	320.00	Horizontal	Vertical	Pass
1879.100	-39.37	-4.04	-13.0	-26.37	196.00	Horizontal	Vertical	N/A
1960.800	-24.73	-4.69	-13.0	-11.73	122.00	Horizontal	Vertical	N/A
4362.400	-49.16	6.82	-13.0	-36.16	135.00	Horizontal	Vertical	Pass
6995.200	-41.64	13.56	-13.0	-28.64	40.00	Horizontal	Vertical	Pass
17427.700	-33.82	22.46	-13.0	-20.82	-1.00	Horizontal	Vertical	Pass

RSE-V&V LTE Band 2 BW3 CH18900



Frequency (MHz)	Result (dBm)	Factor (dB)	PK Limit (dBm)	Over Limit (dB)	Table (o)	ANT	EUT	Verdict
47.848	-63.08	-16.94	-13.0	-50.08	211.00	Vertical	Vertical	Pass
1879.100	-41.93	-4.04	-13.0	-28.93	204.00	Vertical	Vertical	N/A
1960.900	-40.73	-4.69	-13.0	-27.73	129.00	Vertical	Vertical	N/A
4354.600	-49.03	6.85	-13.0	-36.03	278.00	Vertical	Vertical	Pass
6983.000	-41.28	13.90	-13.0	-28.28	99.00	Vertical	Vertical	Pass
17292.489	-33.84	21.12	-13.0	-20.84	188.00	Vertical	Vertical	Pass

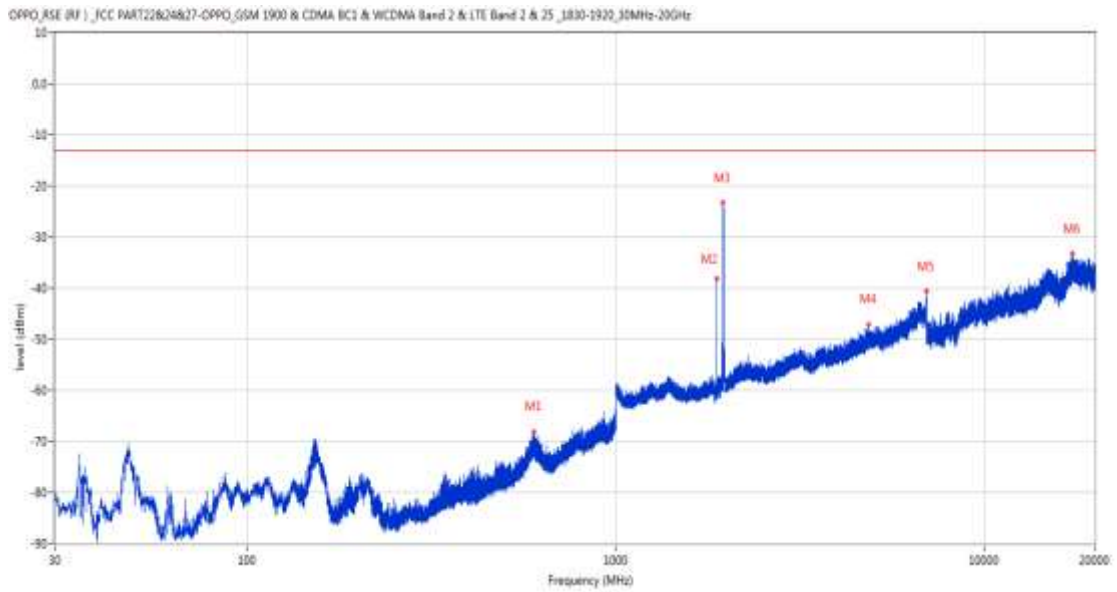
RSE-V&H LTE Band 2 BW3 CH18900



Frequency (MHz)	Result (dBm)	Factor (dB)	PK Limit (dBm)	Over Limit (dB)	Table (o)	ANT	EUT	Verdict
47.218	-62.97	-17.27	-13.0	-49.97	358.00	Vertical	Horizontal	Pass
1879.200	-52.39	-4.04	-13.0	-39.39	32.00	Vertical	Horizontal	N/A
1960.700	-39.22	-4.69	-13.0	-26.22	363.00	Vertical	Horizontal	N/A
4206.800	-50.27	4.87	-13.0	-37.27	46.00	Vertical	Horizontal	Pass
6990.600	-41.31	13.48	-13.0	-28.31	350.00	Vertical	Horizontal	Pass
18506.500	-32.94	23.56	-13.0	-19.94	69.00	Vertical	Horizontal	Pass

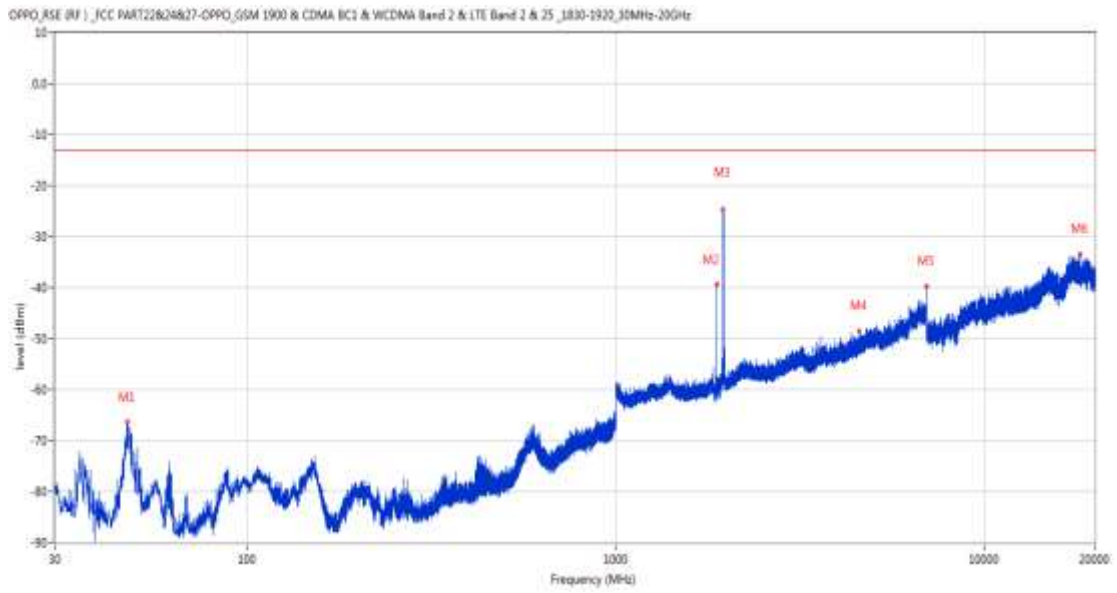
### 8.3 LTE Band 2 BW5, Middle Channel

RSE-H&H LTE Band 2 BW5 CH18900



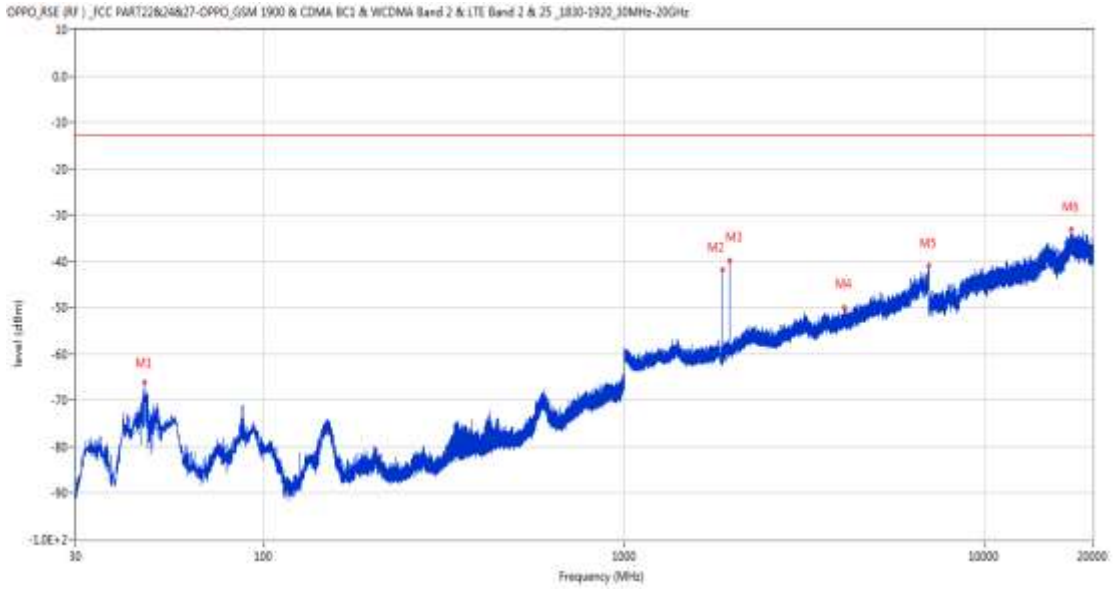
Frequency (MHz)	Result (dBm)	Factor (dB)	PK Limit (dBm)	Over Limit (dB)	Table (o)	ANT	EUT	Verdict
600.312	-68.16	-2.40	-13.0	-55.16	23.00	Horizontal	Horizontal	Pass
1878.300	-38.20	-4.05	-13.0	-25.20	209.00	Horizontal	Horizontal	N/A
1959.100	-23.33	-4.67	-13.0	-10.33	209.00	Horizontal	Horizontal	N/A
4867.600	-47.14	6.99	-13.0	-34.14	352.00	Horizontal	Horizontal	Pass
6981.600	-40.70	13.84	-13.0	-27.70	80.00	Horizontal	Horizontal	Pass
17374.413	-33.17	22.03	-13.0	-20.17	204.00	Horizontal	Horizontal	Pass

RSE-H&V LTE Band 2 BW5 CH18900



Frequency (MHz)	Result (dBm)	Factor (dB)	PK Limit (dBm)	Over Limit (dB)	Table (o)	ANT	EUT	Verdict
47.120	-66.32	-17.33	-13.0	-53.32	216.00	Horizontal	Vertical	Pass
1878.200	-39.42	-4.05	-13.0	-26.42	152.00	Horizontal	Vertical	N/A
1959.000	-24.70	-4.67	-13.0	-11.70	190.00	Horizontal	Vertical	N/A
4596.000	-48.52	6.36	-13.0	-35.52	41.00	Horizontal	Vertical	Pass
6982.200	-39.76	13.88	-13.0	-26.76	236.00	Horizontal	Vertical	Pass
18247.676	-33.53	21.74	-13.0	-20.53	361.00	Horizontal	Vertical	Pass

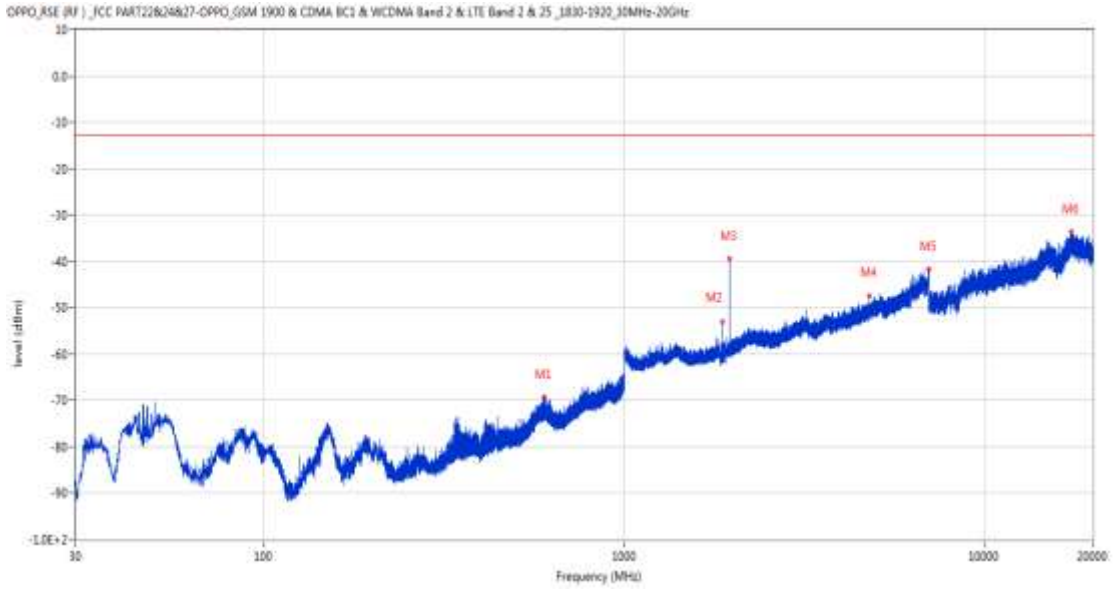
RSE-V&V LTE Band 2 BW5 CH18900



Frequency (MHz)	Result (dBm)	Factor (dB)	PK Limit (dBm)	Over Limit (dB)	Table (o)	ANT	EUT	Verdict
46.636	-66.18	-17.44	-13.0	-53.18	356.00	Vertical	Vertical	Pass
1878.200	-41.96	-4.05	-13.0	-28.96	230.00	Vertical	Vertical	N/A
1961.900	-39.93	-4.69	-13.0	-26.93	166.00	Vertical	Vertical	N/A
4083.200	-49.96	4.95	-13.0	-36.96	203.00	Vertical	Vertical	Pass
6997.600	-40.98	13.62	-13.0	-27.98	358.00	Vertical	Vertical	Pass
17419.362	-33.18	22.65	-13.0	-20.18	45.00	Vertical	Vertical	Pass



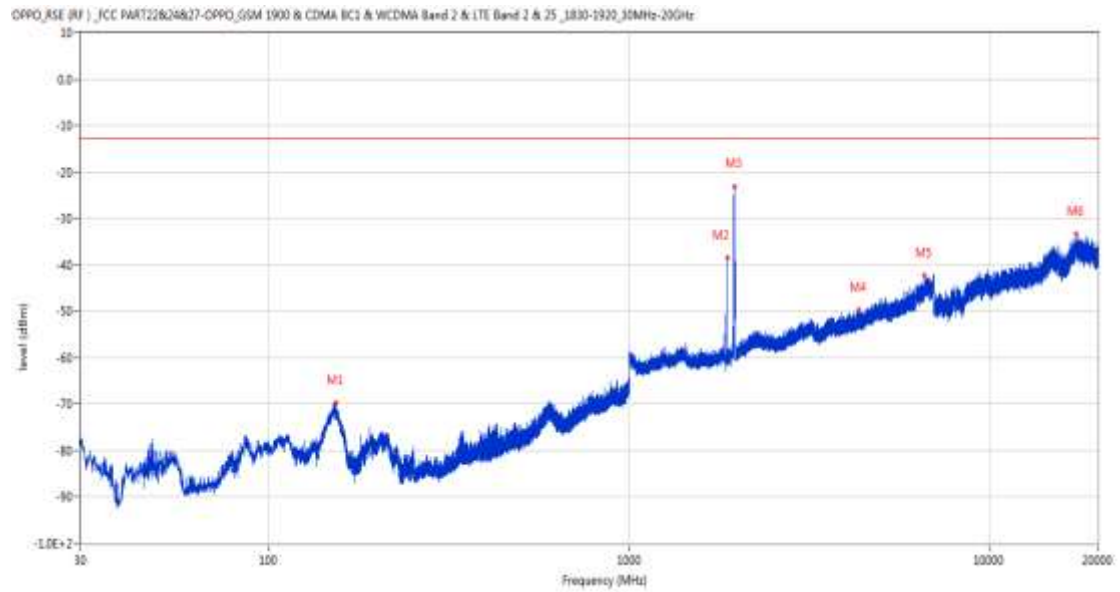
RSE-V&H LTE Band 2 BW5 CH18900



Frequency (MHz)	Result (dBm)	Factor (dB)	PK Limit (dBm)	Over Limit (dB)	Table (o)	ANT	EUT	Verdict
600.845	-69.26	-2.40	-13.0	-56.26	227.00	Vertical	Horizontal	Pass
1878.300	-53.10	-4.05	-13.0	-40.10	0.00	Vertical	Horizontal	N/A
1961.400	-39.46	-4.70	-13.0	-26.46	363.00	Vertical	Horizontal	N/A
4802.600	-47.53	7.59	-13.0	-34.53	78.00	Vertical	Horizontal	Pass
6996.200	-41.65	13.57	-13.0	-28.65	62.00	Vertical	Horizontal	Pass
17427.700	-33.52	22.46	-13.0	-20.52	215.00	Vertical	Horizontal	Pass

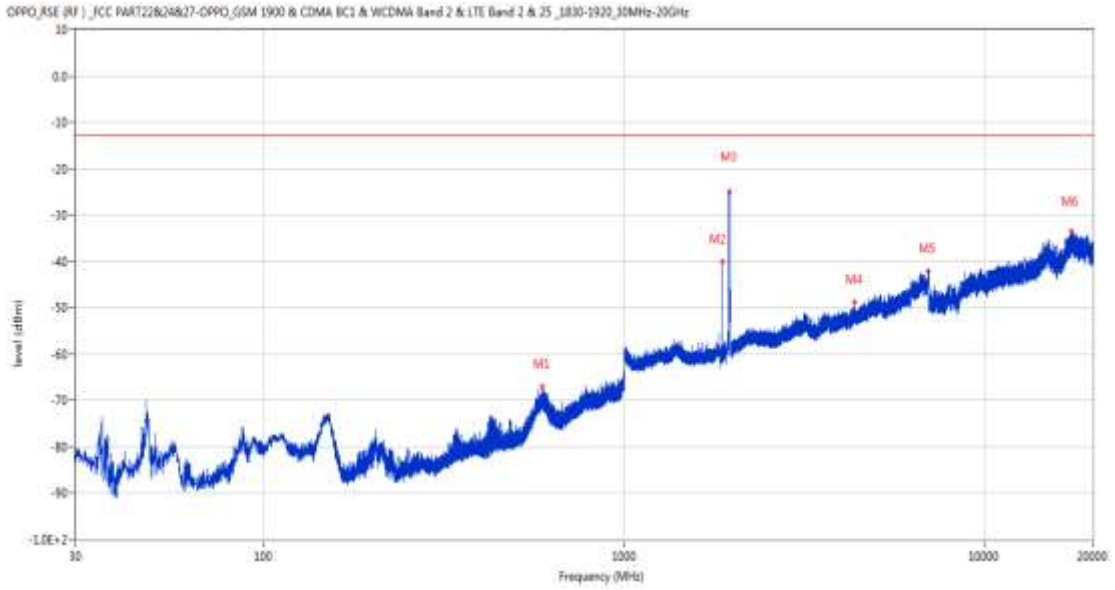
## 8.4 LTE Band 2 BW10, Middle Channel

RSE-H&H LTE Band 2 BW10 CH18900



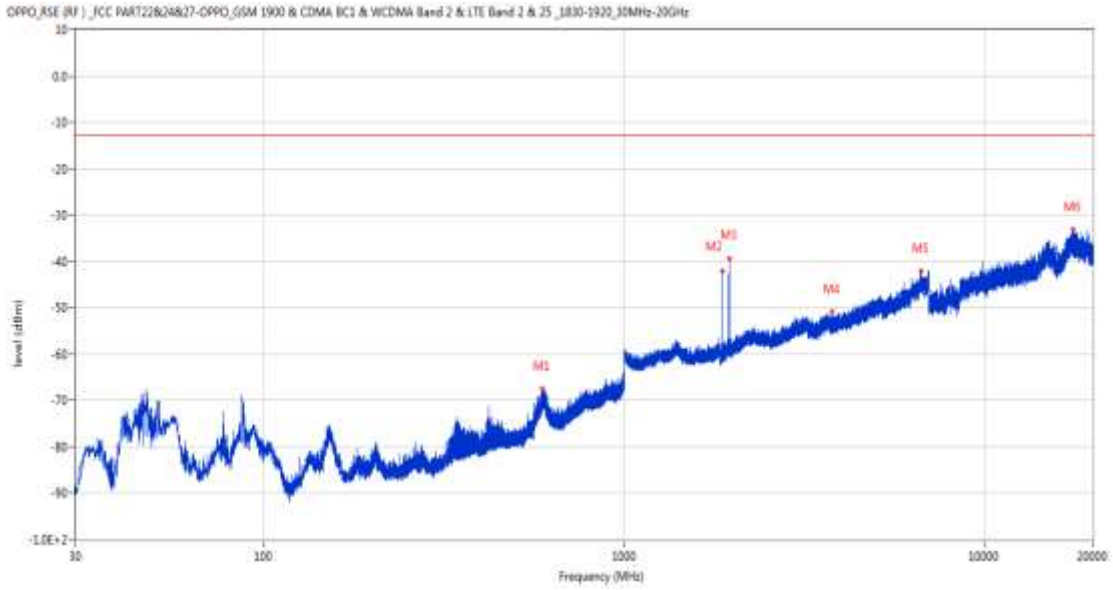
Frequency (MHz)	Result (dBm)	Factor (dB)	PK Limit (dBm)	Over Limit (dB)	Table (o)	ANT	EUT	Verdict
153.529	-69.65	-14.97	-13.0	-56.65	340.00	Horizontal	Horizontal	Pass
1876.100	-38.46	-4.08	-13.0	-25.46	226.00	Horizontal	Horizontal	N/A
1962.700	-23.33	-4.66	-13.0	-10.33	226.00	Horizontal	Horizontal	N/A
4347.800	-49.80	6.42	-13.0	-36.80	253.00	Horizontal	Horizontal	Pass
6605.600	-42.34	12.15	-13.0	-29.34	82.00	Horizontal	Horizontal	Pass
17379.125	-33.37	22.19	-13.0	-20.37	217.00	Horizontal	Horizontal	Pass

RSE-H&V LTE Band 2 BW10 CH18900



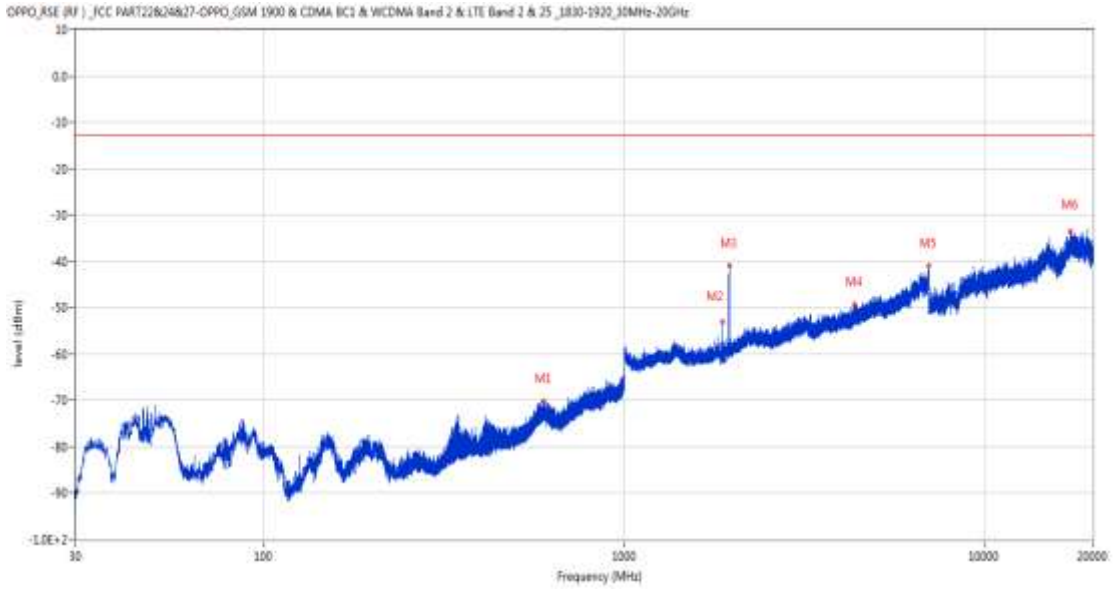
Frequency (MHz)	Result (dBm)	Factor (dB)	PK Limit (dBm)	Over Limit (dB)	Table (o)	ANT	EUT	Verdict
593.619	-67.08	-3.00	-13.0	-54.08	10.00	Horizontal	Vertical	Pass
1876.000	-40.16	-4.08	-13.0	-27.16	200.00	Horizontal	Vertical	N/A
1964.600	-25.04	-4.60	-13.0	-12.04	134.00	Horizontal	Vertical	N/A
4365.400	-48.84	6.62	-13.0	-35.84	132.00	Horizontal	Vertical	Pass
6977.200	-42.02	13.82	-13.0	-29.02	153.00	Horizontal	Vertical	Pass
17425.887	-33.53	22.51	-13.0	-20.53	356.00	Horizontal	Vertical	Pass

RSE-V&V LTE Band 2 BW10 CH18900



Frequency (MHz)	Result (dBm)	Factor (dB)	PK Limit (dBm)	Over Limit (dB)	Table (o)	ANT	EUT	Verdict
592.551	-67.42	-3.06	-13.0	-54.42	334.00	Vertical	Vertical	Pass
1876.000	-42.17	-4.08	-13.0	-29.17	226.00	Vertical	Vertical	N/A
1960.000	-39.32	-4.68	-13.0	-26.32	160.00	Vertical	Vertical	N/A
3788.600	-50.84	3.92	-13.0	-37.84	253.00	Vertical	Vertical	Pass
6686.000	-42.12	12.02	-13.0	-29.12	148.00	Vertical	Vertical	Pass
17582.850	-33.05	22.16	-13.0	-20.05	0.00	Vertical	Vertical	Pass

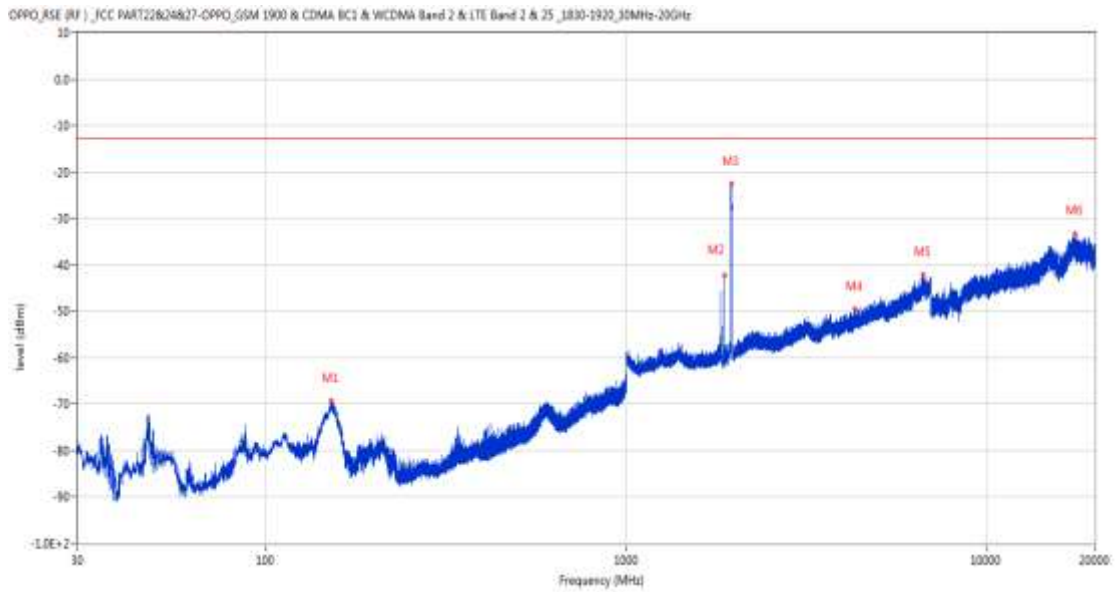
RSE-V&H LTE Band 2 BW10 CH18900



Frequency (MHz)	Result (dBm)	Factor (dB)	PK Limit (dBm)	Over Limit (dB)	Table (o)	ANT	EUT	Verdict
598.177	-70.19	-2.55	-13.0	-57.19	165.00	Vertical	Horizontal	Pass
1875.900	-53.11	-4.08	-13.0	-40.11	-1.00	Vertical	Horizontal	N/A
1960.700	-40.89	-4.69	-13.0	-27.89	151.00	Vertical	Horizontal	N/A
4363.400	-49.16	6.76	-13.0	-36.16	117.00	Vertical	Horizontal	Pass
6996.000	-41.02	13.56	-13.0	-28.02	93.00	Vertical	Horizontal	Pass
17371.150	-33.66	21.91	-13.0	-20.66	237.00	Vertical	Horizontal	Pass

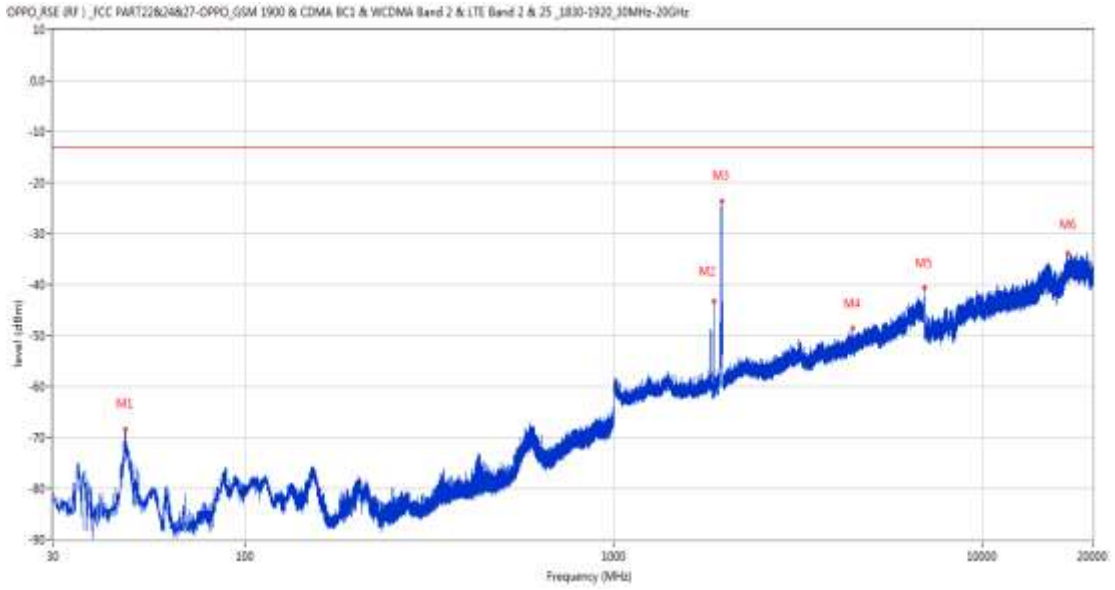
## 8.5 LTE Band 2 BW15, Middle Channel

RSE-H&H LTE Band 2 BW15 CH18900



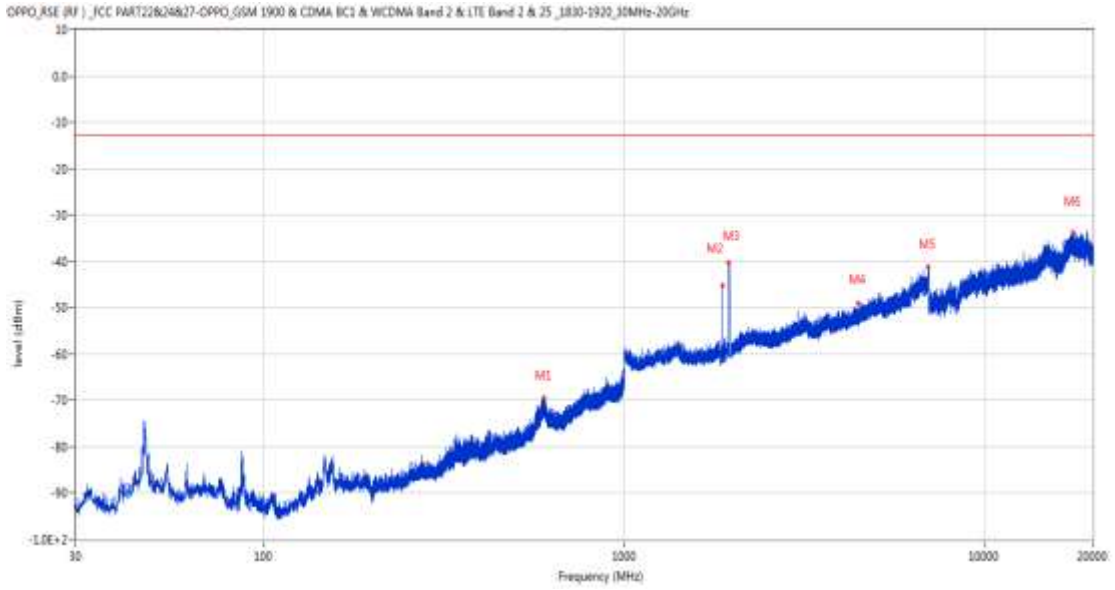
Frequency (MHz)	Result (dBm)	Factor (dB)	PK Limit (dBm)	Over Limit (dB)	Table (o)	ANT	EUT	Verdict
151.492	-69.30	-14.93	-13.0	-56.30	363.00	Horizontal	Horizontal	Pass
1873.700	-42.38	-4.11	-13.0	-29.38	196.00	Horizontal	Horizontal	N/A
1964.900	-22.64	-4.59	-13.0	-9.64	196.00	Horizontal	Horizontal	N/A
4312.400	-49.50	5.49	-13.0	-36.50	281.00	Horizontal	Horizontal	Pass
6670.400	-42.13	11.66	-13.0	-29.13	168.00	Horizontal	Horizontal	Pass
17600.612	-33.24	21.96	-13.0	-20.24	94.00	Horizontal	Horizontal	Pass

RSE-H&V LTE Band 2 BW15 CH18900



Frequency (MHz)	Result (dBm)	Factor (dB)	PK Limit (dBm)	Over Limit (dB)	Table (o)	ANT	EUT	Verdict
47.120	-68.35	-17.33	-13.0	-55.35	120.00	Horizontal	Vertical	Pass
1873.800	-43.22	-4.11	-13.0	-30.22	348.00	Horizontal	Vertical	N/A
1963.400	-23.59	-4.63	-13.0	-10.59	231.00	Horizontal	Vertical	N/A
4473.000	-48.53	6.78	-13.0	-35.53	6.00	Horizontal	Vertical	Pass
6993.400	-40.59	13.66	-13.0	-27.59	184.00	Horizontal	Vertical	Pass
17086.949	-33.96	20.35	-13.0	-20.96	263.00	Horizontal	Vertical	Pass

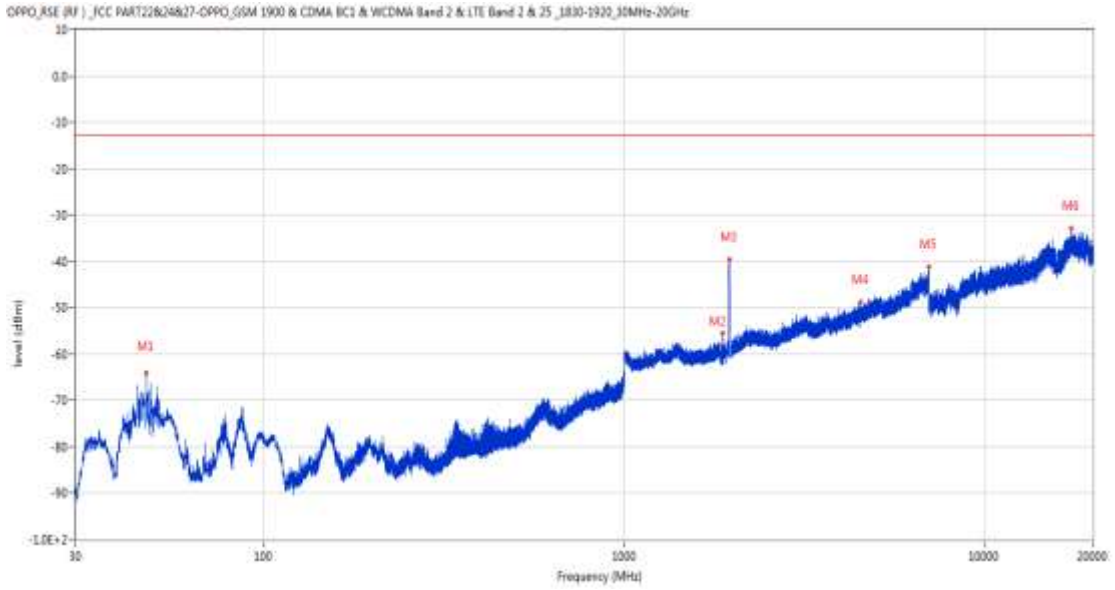
RSE-V&V LTE Band 2 BW15 CH18900



Frequency (MHz)	Result (dBm)	Factor (dB)	PK Limit (dBm)	Over Limit (dB)	Table (o)	ANT	EUT	Verdict
599.390	-69.55	-2.45	-13.0	-56.55	348.00	Vertical	Vertical	Pass
1873.800	-45.22	-4.11	-13.0	-32.22	207.00	Vertical	Vertical	N/A
1955.000	-40.18	-4.66	-13.0	-27.18	129.00	Vertical	Vertical	N/A
4468.800	-49.05	6.89	-13.0	-36.05	310.00	Vertical	Vertical	Pass
6983.200	-41.08	13.88	-13.0	-28.08	169.00	Vertical	Vertical	Pass
17622.725	-33.88	21.73	-13.0	-20.88	122.00	Vertical	Vertical	Pass



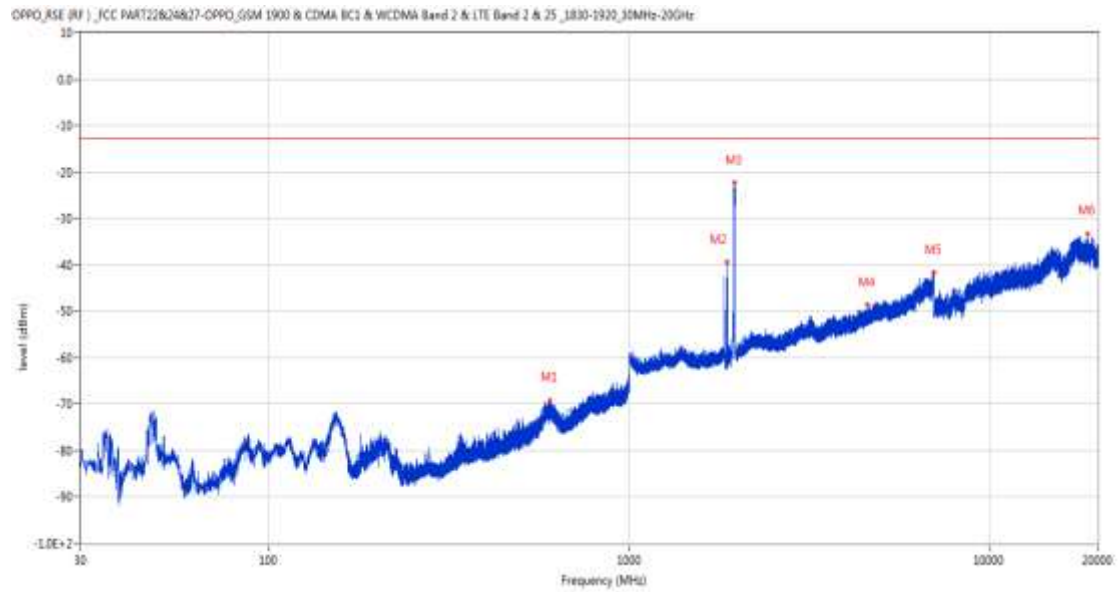
RSE-V&H LTE Band 2 BW15 CH18900



Frequency (MHz)	Result (dBm)	Factor (dB)	PK Limit (dBm)	Over Limit (dB)	Table (o)	ANT	EUT	Verdict
47.169	-64.01	-17.30	-13.0	-51.01	197.00	Vertical	Horizontal	Pass
1873.800	-55.61	-4.11	-13.0	-42.61	361.00	Vertical	Horizontal	N/A
1963.000	-39.71	-4.65	-13.0	-26.71	363.00	Vertical	Horizontal	N/A
4546.600	-48.71	6.10	-13.0	-35.71	100.00	Vertical	Horizontal	Pass
7000.000	-41.15	13.64	-13.0	-28.15	28.00	Vertical	Horizontal	Pass
17464.676	-32.90	21.73	-13.0	-19.90	-1.00	Vertical	Horizontal	Pass

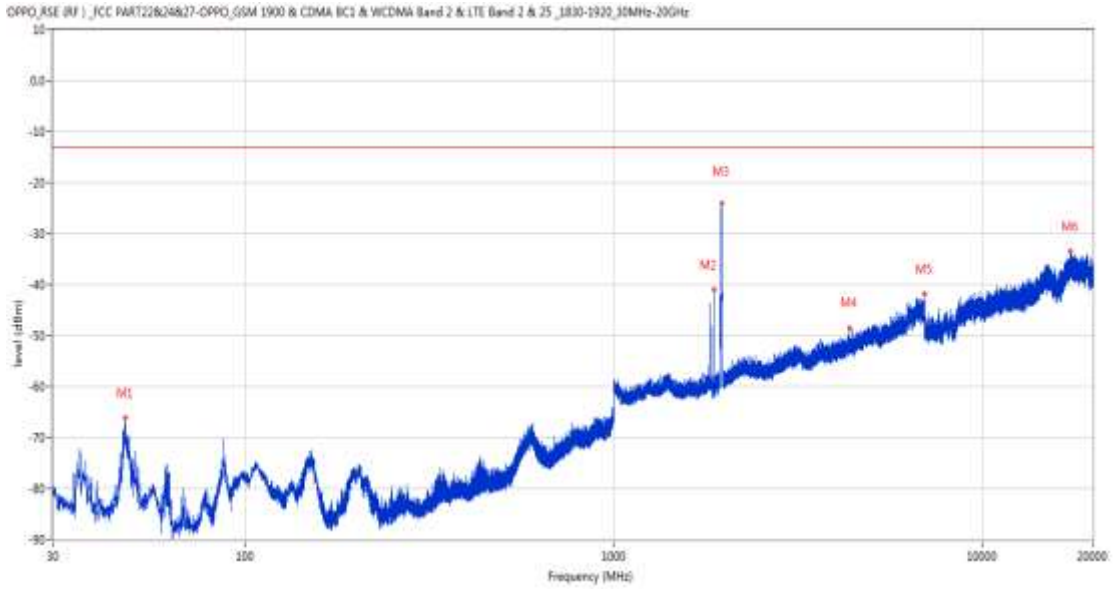
## 8.6 LTE Band 2 BW20, Middle Channel

RSE-H&H LTE Band 2 BW20 CH18900



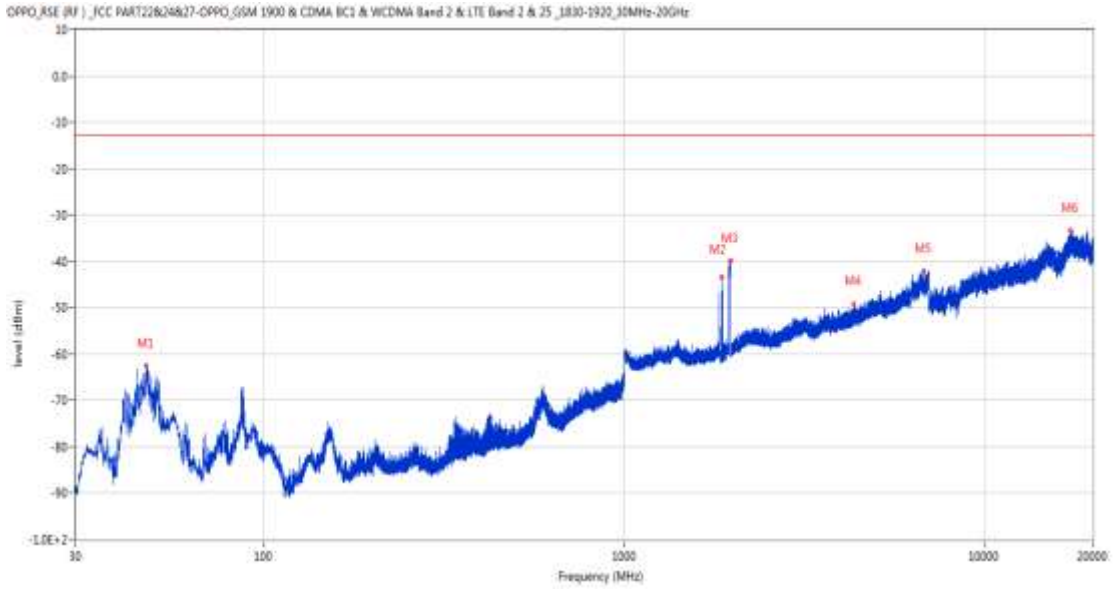
Frequency (MHz)	Result (dBm)	Factor (dB)	PK Limit (dBm)	Over Limit (dB)	Table (o)	ANT	EUT	Verdict
601.621	-69.23	-2.42	-13.0	-56.23	335.00	Horizontal	Horizontal	Pass
1871.500	-39.37	-4.14	-13.0	-26.37	226.00	Horizontal	Horizontal	N/A
1959.100	-22.44	-4.67	-13.0	-9.44	226.00	Horizontal	Horizontal	N/A
4598.800	-48.55	6.27	-13.0	-35.55	329.00	Horizontal	Horizontal	Pass
6999.000	-41.70	13.64	-13.0	-28.70	90.00	Horizontal	Horizontal	Pass
18670.713	-33.27	24.61	-13.0	-20.27	197.00	Horizontal	Horizontal	Pass

RSE-H&V LTE Band 2 BW20 CH18900



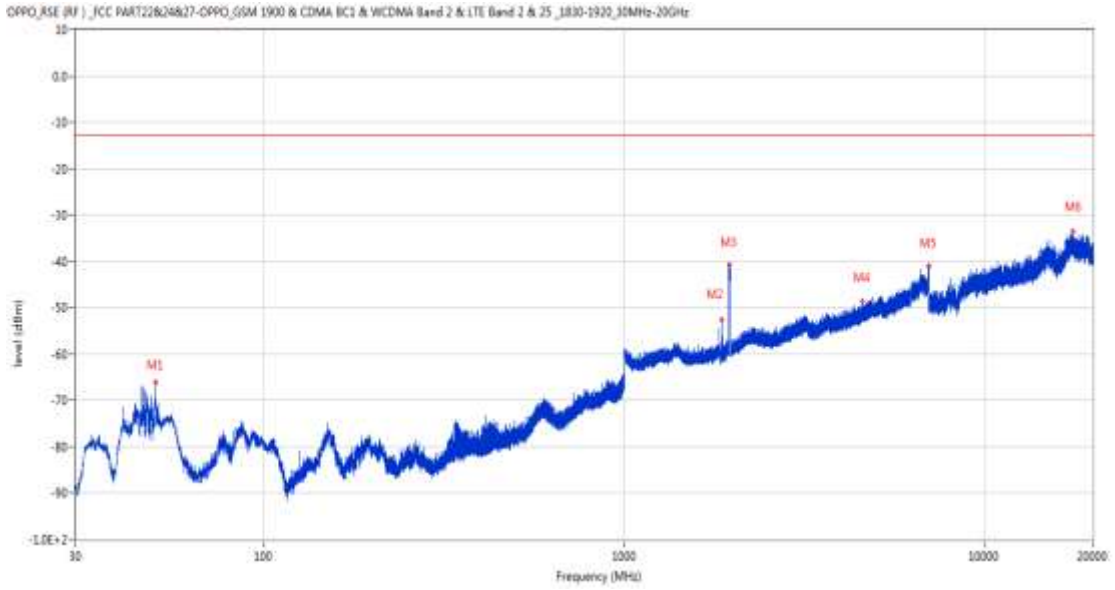
Frequency (MHz)	Result (dBm)	Factor (dB)	PK Limit (dBm)	Over Limit (dB)	Table (o)	ANT	EUT	Verdict
47.169	-66.15	-17.30	-13.0	-53.15	363.00	Horizontal	Vertical	Pass
1871.700	-40.98	-4.14	-13.0	-27.98	317.00	Horizontal	Vertical	N/A
1968.700	-24.13	-4.45	-13.0	-11.13	102.00	Horizontal	Vertical	N/A
4363.800	-48.65	6.74	-13.0	-35.65	87.00	Horizontal	Vertical	Pass
6980.600	-41.93	13.78	-13.0	-28.93	353.00	Horizontal	Vertical	Pass
17359.913	-33.56	21.52	-13.0	-20.56	177.00	Horizontal	Vertical	Pass

RSE-V&V LTE Band 2 BW20 CH18900



Frequency (MHz)	Result (dBm)	Factor (dB)	PK Limit (dBm)	Over Limit (dB)	Table (o)	ANT	EUT	Verdict
47.120	-62.56	-17.33	-13.0	-49.56	94.00	Vertical	Vertical	Pass
1871.500	-43.49	-4.14	-13.0	-30.49	241.00	Vertical	Vertical	N/A
1968.500	-39.77	-4.44	-13.0	-26.77	47.00	Vertical	Vertical	N/A
4350.000	-49.33	6.58	-13.0	-36.33	82.00	Vertical	Vertical	Pass
6775.400	-42.15	11.77	-13.0	-29.15	178.00	Vertical	Vertical	Pass
17374.775	-33.43	22.04	-13.0	-20.43	143.00	Vertical	Vertical	Pass

RSE-V&H LTE Band 2 BW20 CH18900

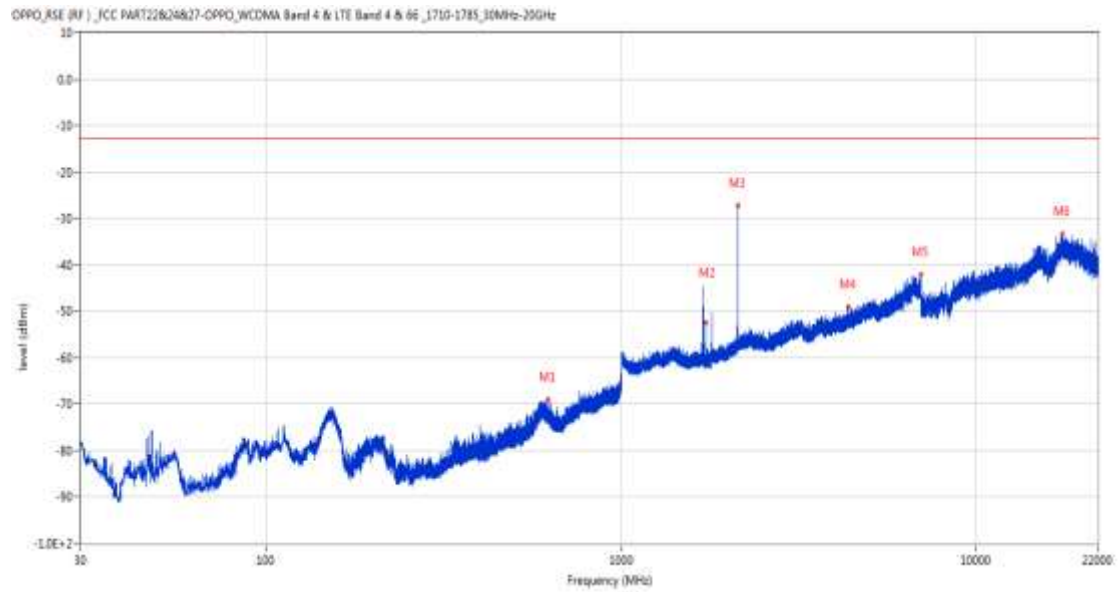


Frequency (MHz)	Result (dBm)	Factor (dB)	PK Limit (dBm)	Over Limit (dB)	Table (o)	ANT	EUT	Verdict
50.031	-66.19	-15.83	-13.0	-53.19	360.00	Vertical	Horizontal	Pass
1871.500	-52.58	-4.14	-13.0	-39.58	10.00	Vertical	Horizontal	N/A
1963.900	-40.70	-4.62	-13.0	-27.70	314.00	Vertical	Horizontal	N/A
4595.000	-48.59	6.35	-13.0	-35.59	104.00	Vertical	Horizontal	Pass
7000.000	-41.02	13.64	-13.0	-28.02	303.00	Vertical	Horizontal	Pass
17622.000	-33.59	21.75	-13.0	-20.59	361.00	Vertical	Horizontal	Pass

## 9 LTE Band 4

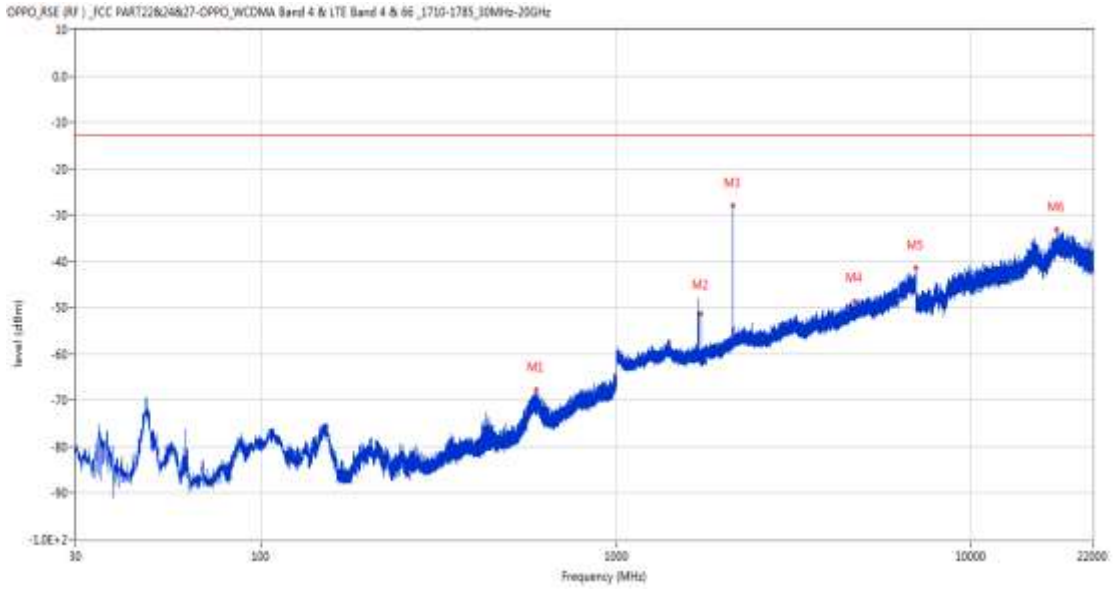
### 9.1 LTE Band 4 BW1.4, Middle Channel

RSE-H&H LTE Band 4 BW1.4 CH20175



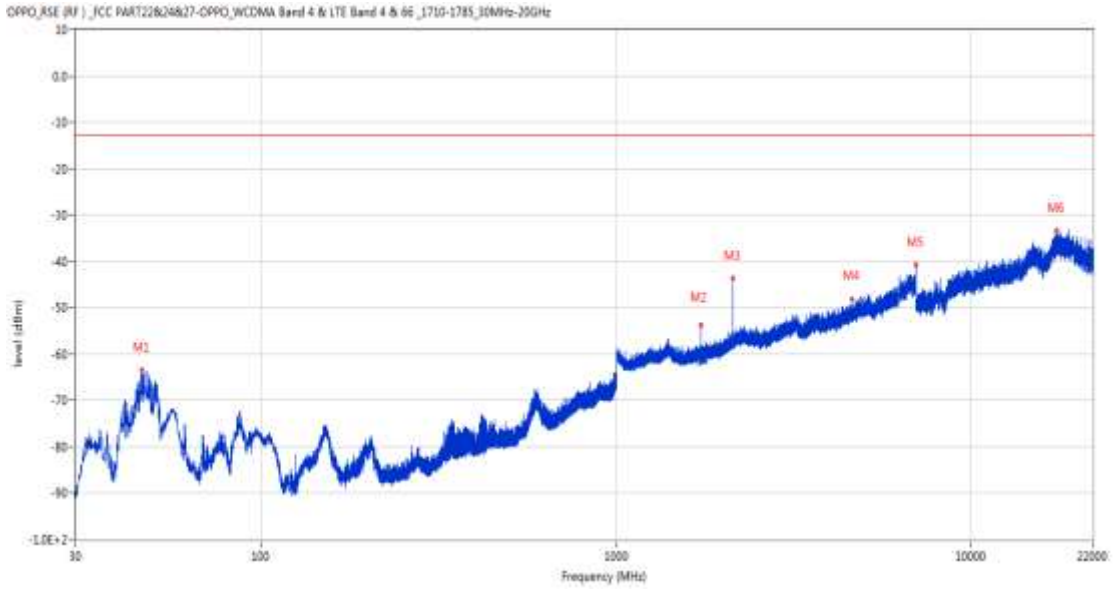
Frequency (MHz)	Result (dBm)	Factor (dB)	PK Limit (dBm)	Over Limit (dB)	Table (o)	ANT	EUT	Verdict
621.312	-69.13	-2.59	-13.0	-56.13	363.00	Horizontal	Horizontal	Pass
1732.300	-52.46	-4.53	-13.0	-39.46	106.00	Horizontal	Horizontal	N/A
2132.700	-27.25	-2.61	-13.0	-14.25	176.00	Horizontal	Horizontal	N/A
4361.800	-49.07	6.84	-13.0	-36.07	218.00	Horizontal	Horizontal	Pass
6977.800	-42.04	13.88	-13.0	-29.04	160.00	Horizontal	Horizontal	Pass
17458.250	-33.36	21.78	-13.0	-20.36	340.00	Horizontal	Horizontal	Pass

RSE-H&V LTE Band 4 BW1.4 CH20175



Frequency (MHz)	Result (dBm)	Factor (dB)	PK Limit (dBm)	Over Limit (dB)	Table (o)	ANT	EUT	Verdict
594.831	-67.61	-2.81	-13.0	-54.61	34.00	Horizontal	Vertical	Pass
1732.400	-51.34	-4.53	-13.0	-38.34	183.00	Horizontal	Vertical	N/A
2132.600	-28.01	-2.62	-13.0	-15.01	148.00	Horizontal	Vertical	N/A
4706.600	-48.58	6.02	-13.0	-35.58	0.00	Horizontal	Vertical	Pass
6989.000	-41.45	13.46	-13.0	-28.45	147.00	Horizontal	Vertical	Pass
17405.989	-33.02	22.70	-13.0	-20.02	314.00	Horizontal	Vertical	Pass

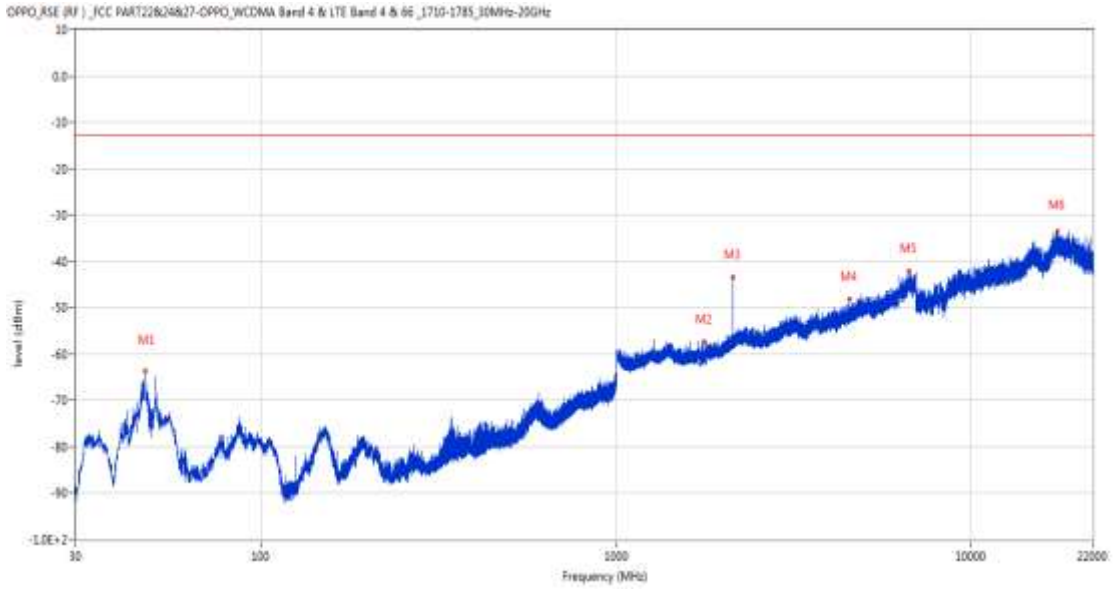
RSE-V&V LTE Band 4 BW1.4 CH20175



Frequency (MHz)	Result (dBm)	Factor (dB)	PK Limit (dBm)	Over Limit (dB)	Table (o)	ANT	EUT	Verdict
46.151	-63.44	-17.48	-13.0	-50.44	322.00	Vertical	Vertical	Pass
1732.400	-53.87	-4.53	-13.0	-40.87	237.00	Vertical	Vertical	N/A
2132.500	-43.75	-2.62	-13.0	-30.75	8.00	Vertical	Vertical	N/A
4618.600	-48.22	6.03	-13.0	-35.22	76.00	Vertical	Vertical	Pass
6984.800	-40.68	13.72	-13.0	-27.68	100.00	Vertical	Vertical	Pass
17381.474	-33.30	22.26	-13.0	-20.30	361.00	Vertical	Vertical	Pass



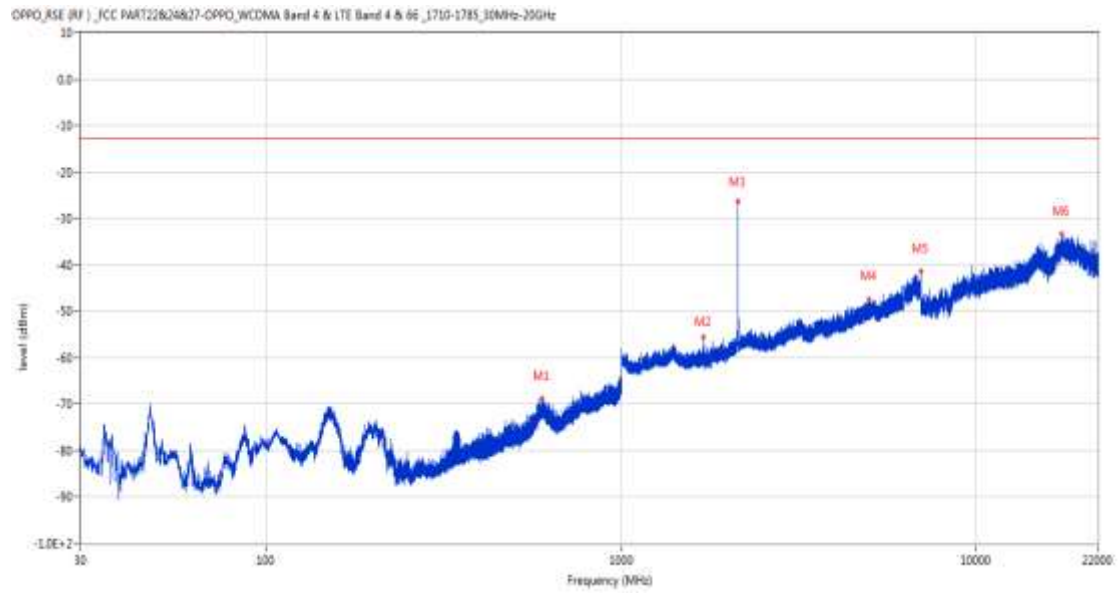
RSE-V&H LTE Band 4 BW1.4 CH20175



Frequency (MHz)	Result (dBm)	Factor (dB)	PK Limit (dBm)	Over Limit (dB)	Table (o)	ANT	EUT	Verdict
47.169	-63.65	-17.28	-13.0	-50.65	68.00	Vertical	Horizontal	Pass
1777.800	-57.32	-4.45	-13.0	-44.32	122.00	Vertical	Horizontal	Pass
2133.100	-43.53	-2.60	-13.0	-30.53	238.00	Vertical	Horizontal	N/A
4549.400	-48.20	6.29	-13.0	-35.20	300.00	Vertical	Horizontal	Pass
6691.600	-42.19	11.79	-13.0	-29.19	173.00	Vertical	Horizontal	Pass
17446.687	-33.58	22.01	-13.0	-20.58	19.00	Vertical	Horizontal	Pass

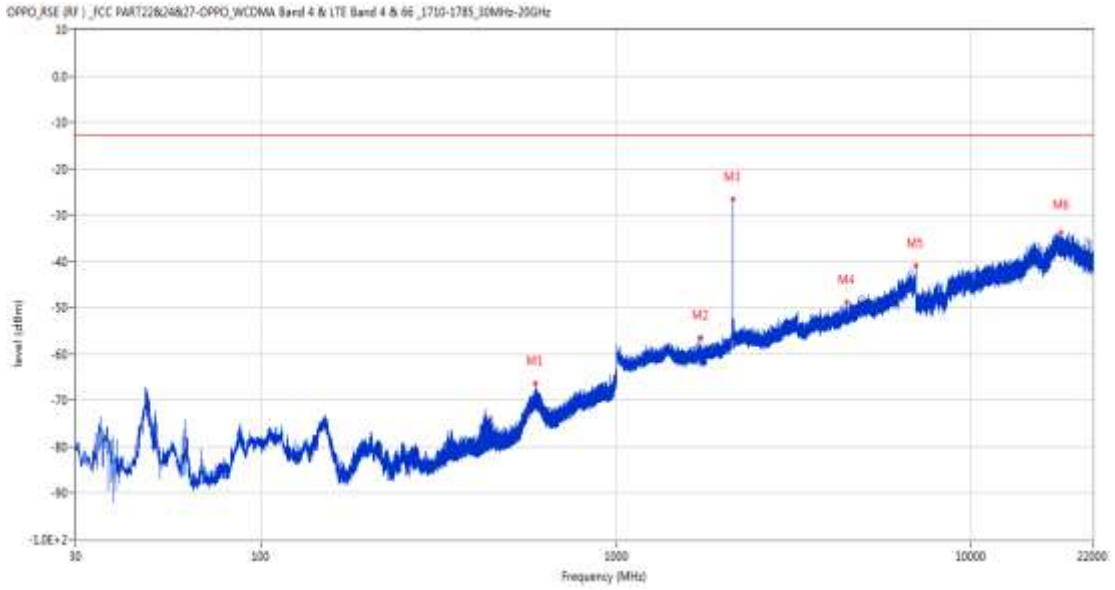
## 9.2 LTE Band 4 BW3, Middle Channel

RSE-H&H LTE Band 4 BW3 CH20175



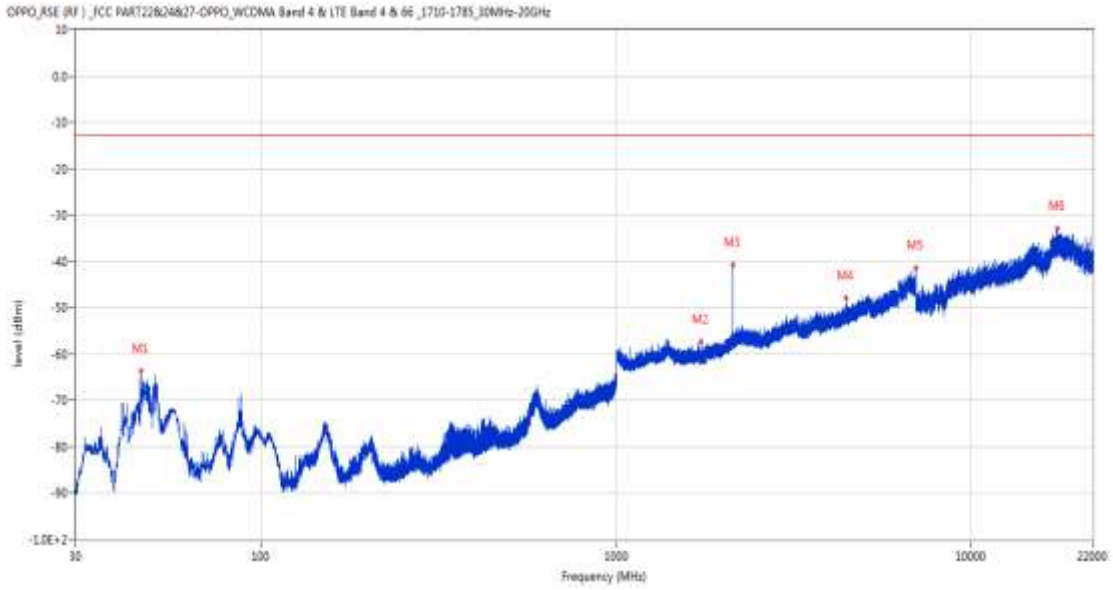
Frequency (MHz)	Result (dBm)	Factor (dB)	PK Limit (dBm)	Over Limit (dB)	Table (o)	ANT	EUT	Verdict
599.002	-68.78	-2.43	-13.0	-55.78	-3.00	Horizontal	Horizontal	Pass
1702.900	-55.59	-4.53	-13.0	-42.59	206.00	Horizontal	Horizontal	N/A
2133.000	-26.47	-2.61	-13.0	-13.47	253.00	Horizontal	Horizontal	N/A
4984.000	-47.48	7.16	-13.0	-34.48	127.00	Horizontal	Horizontal	Pass
6987.400	-41.47	13.65	-13.0	-28.47	85.00	Horizontal	Horizontal	Pass
17425.412	-33.28	22.52	-13.0	-20.28	297.00	Horizontal	Horizontal	Pass

RSE-H&V LTE Band 4 BW3 CH20175



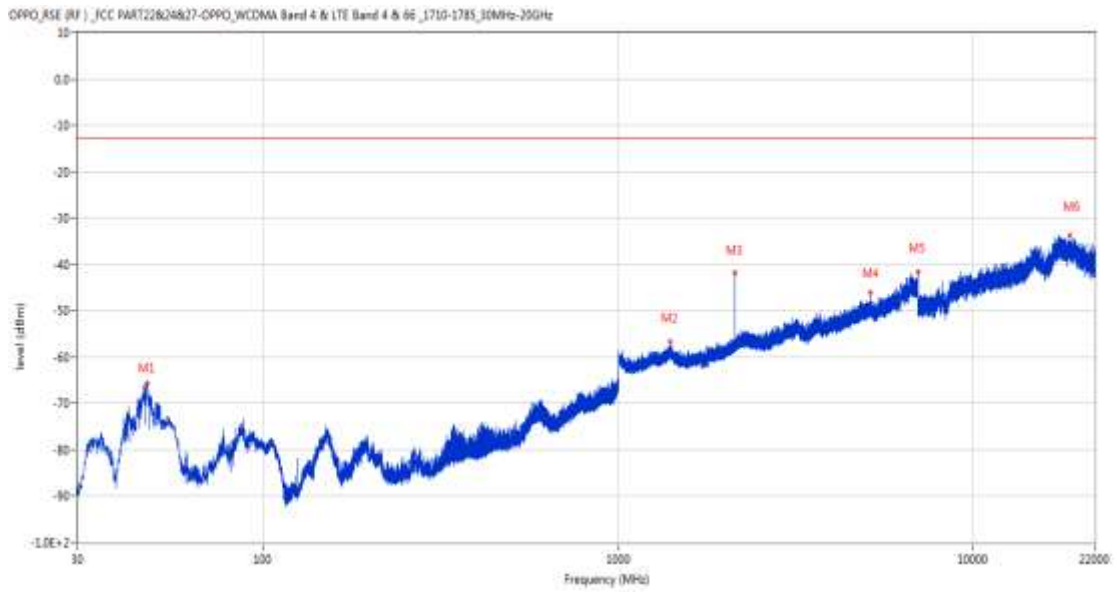
Frequency (MHz)	Result (dBm)	Factor (dB)	PK Limit (dBm)	Over Limit (dB)	Table (o)	ANT	EUT	Verdict
593.570	-66.42	-3.00	-13.0	-53.42	49.00	Horizontal	Vertical	Pass
1731.600	-56.45	-4.53	-13.0	-43.45	162.00	Horizontal	Vertical	N/A
2133.300	-26.62	-2.60	-13.0	-13.62	231.00	Horizontal	Vertical	N/A
4473.000	-48.90	6.78	-13.0	-35.90	193.00	Horizontal	Vertical	Pass
6994.200	-41.04	13.62	-13.0	-28.04	114.00	Horizontal	Vertical	Pass
17886.988	-33.74	22.72	-13.0	-20.74	361.00	Horizontal	Vertical	Pass

RSE-V&V LTE Band 4 BW3 CH20175



Frequency (MHz)	Result (dBm)	Factor (dB)	PK Limit (dBm)	Over Limit (dB)	Table (o)	ANT	EUT	Verdict
45.811	-63.70	-17.26	-13.0	-50.70	118.00	Vertical	Vertical	Pass
1731.500	-57.34	-4.53	-13.0	-44.34	234.00	Vertical	Vertical	N/A
2131.900	-40.69	-2.64	-13.0	-27.69	49.00	Vertical	Vertical	N/A
4434.600	-47.92	6.19	-13.0	-34.92	4.00	Vertical	Vertical	Pass
6977.600	-41.47	13.86	-13.0	-28.47	167.00	Vertical	Vertical	Pass
17446.687	-32.78	22.01	-13.0	-19.78	60.00	Vertical	Vertical	Pass

RSE-V&H LTE Band 4 BW3 CH20175



Frequency (MHz)	Result (dBm)	Factor (dB)	PK Limit (dBm)	Over Limit (dB)	Table (o)	ANT	EUT	Verdict
47.072	-65.58	-17.33	-13.0	-52.58	360.00	Vertical	Horizontal	Pass
1398.300	-56.70	-3.75	-13.0	-43.70	-1.00	Vertical	Horizontal	Pass
2133.200	-41.96	-2.60	-13.0	-28.96	108.00	Vertical	Horizontal	N/A
5147.000	-46.13	7.49	-13.0	-33.13	134.00	Vertical	Horizontal	Pass
6982.600	-41.63	13.91	-13.0	-28.63	221.00	Vertical	Horizontal	Pass
18662.136	-33.72	24.49	-13.0	-20.72	237.00	Vertical	Horizontal	Pass

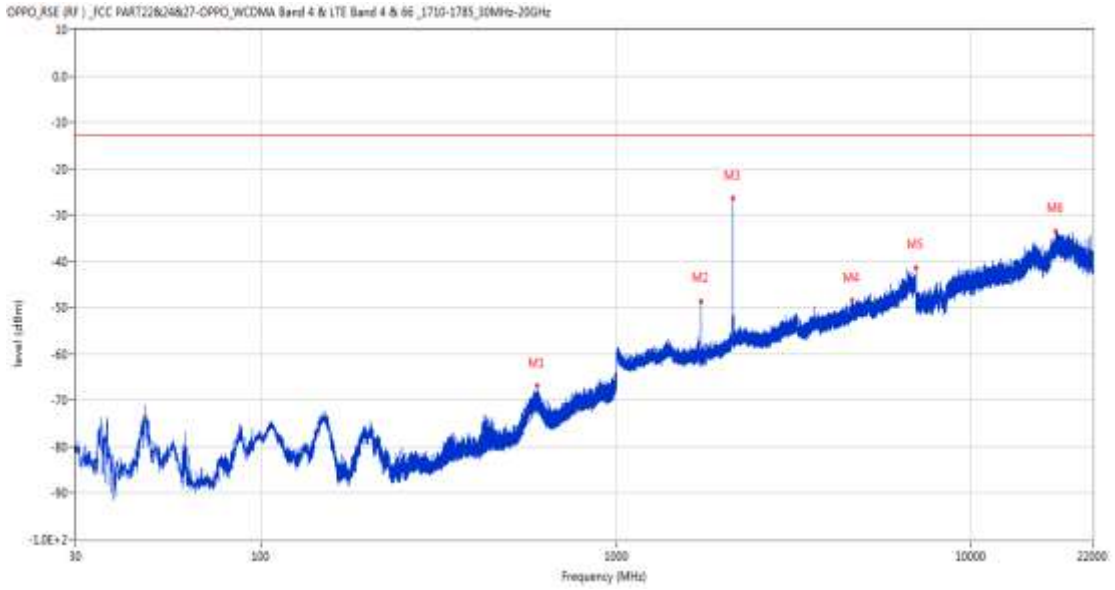
### 9.3 LTE Band 4 BW5, Middle Channel

RSE-H&H LTE Band 4 BW5 CH20175



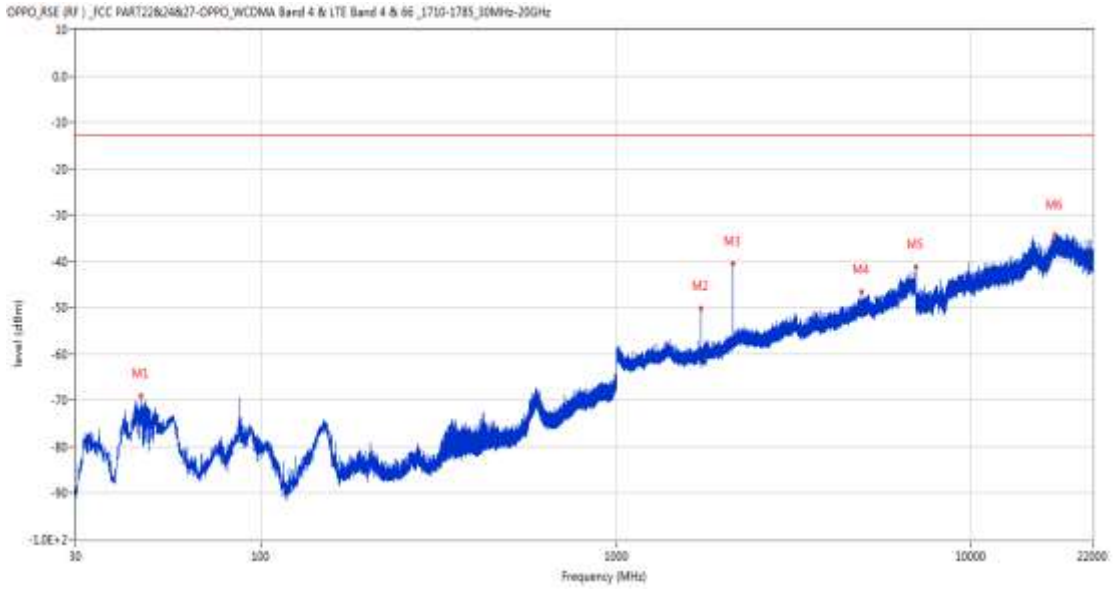
Frequency (MHz)	Result (dBm)	Factor (dB)	PK Limit (dBm)	Over Limit (dB)	Table (o)	ANT	EUT	Verdict
602.688	-67.92	-2.46	-13.0	-54.92	360.00	Horizontal	Horizontal	Pass
1731.000	-48.37	-4.53	-13.0	-35.37	2.00	Horizontal	Horizontal	N/A
2133.800	-25.61	-2.58	-13.0	-12.61	174.00	Horizontal	Horizontal	N/A
4912.200	-47.32	7.89	-13.0	-34.32	325.00	Horizontal	Horizontal	Pass
6971.600	-41.91	13.59	-13.0	-28.91	33.00	Horizontal	Horizontal	Pass
17374.075	-33.96	22.01	-13.0	-20.96	361.00	Horizontal	Horizontal	Pass

RSE-H&V LTE Band 4 BW5 CH20175



Frequency (MHz)	Result (dBm)	Factor (dB)	PK Limit (dBm)	Over Limit (dB)	Table (o)	ANT	EUT	Verdict
600.312	-66.88	-2.40	-13.0	-53.88	30.00	Horizontal	Vertical	Pass
1730.700	-48.66	-4.53	-13.0	-35.66	189.00	Horizontal	Vertical	N/A
2131.300	-26.42	-2.65	-13.0	-13.42	298.00	Horizontal	Vertical	N/A
4612.000	-48.40	6.00	-13.0	-35.40	65.00	Horizontal	Vertical	Pass
6996.000	-41.48	13.56	-13.0	-28.48	264.00	Horizontal	Vertical	Pass
17318.113	-33.59	21.08	-13.0	-20.59	-3.00	Horizontal	Vertical	Pass

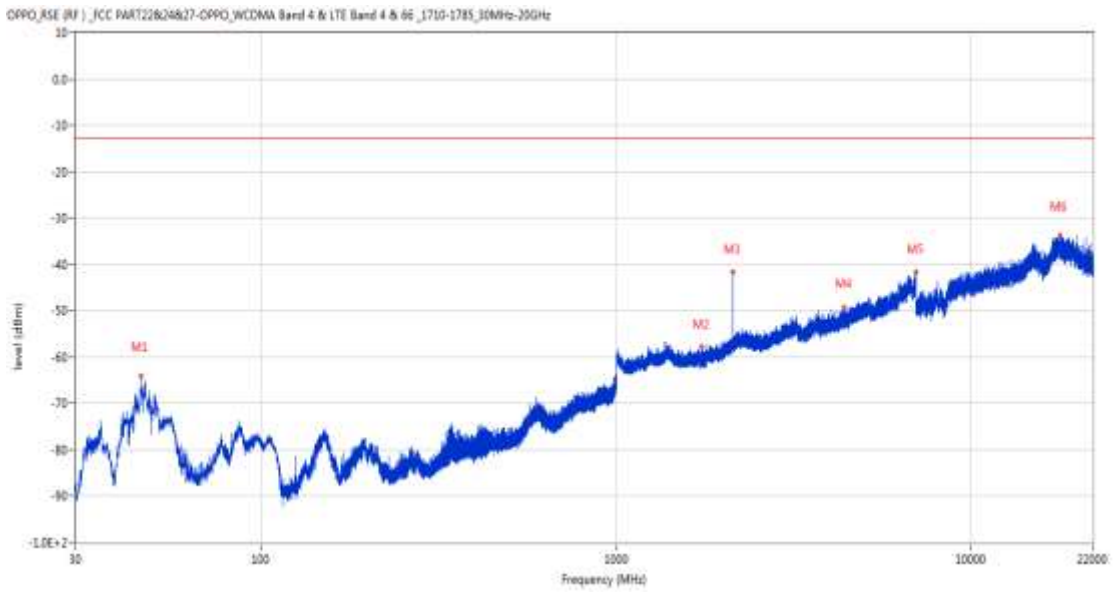
RSE-V&V LTE Band 4 BW5 CH20175



Frequency (MHz)	Result (dBm)	Factor (dB)	PK Limit (dBm)	Over Limit (dB)	Table (o)	ANT	EUT	Verdict
45.956	-69.08	-17.44	-13.0	-56.08	10.00	Vertical	Vertical	Pass
1730.700	-50.23	-4.53	-13.0	-37.23	236.00	Vertical	Vertical	N/A
2134.100	-40.47	-2.58	-13.0	-27.47	1.00	Vertical	Vertical	N/A
4900.800	-46.59	7.59	-13.0	-33.59	147.00	Vertical	Vertical	Pass
6970.800	-41.23	13.50	-13.0	-28.23	315.00	Vertical	Vertical	Pass
17153.000	-34.28	21.13	-13.0	-21.28	90.00	Vertical	Vertical	Pass



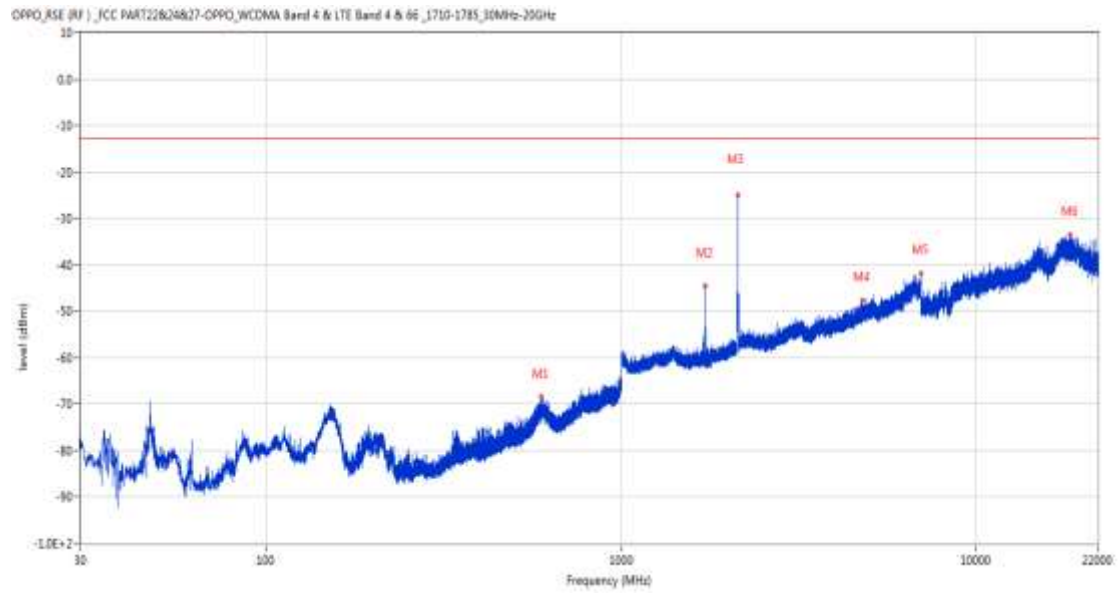
RSE-V&H LTE Band 4 BW5 CH20175



Frequency (MHz)	Result (dBm)	Factor (dB)	PK Limit (dBm)	Over Limit (dB)	Table (o)	ANT	EUT	Verdict
45.859	-64.11	-17.32	-13.0	-51.11	-3.00	Vertical	Horizontal	Pass
1744.600	-57.89	-4.53	-13.0	-44.89	230.00	Vertical	Horizontal	Pass
2132.900	-41.66	-2.61	-13.0	-28.66	193.00	Vertical	Horizontal	N/A
4398.400	-49.20	5.64	-13.0	-36.20	1.00	Vertical	Horizontal	Pass
6992.600	-41.65	13.59	-13.0	-28.65	283.00	Vertical	Horizontal	Pass
17832.411	-33.67	21.76	-13.0	-20.67	197.00	Vertical	Horizontal	Pass

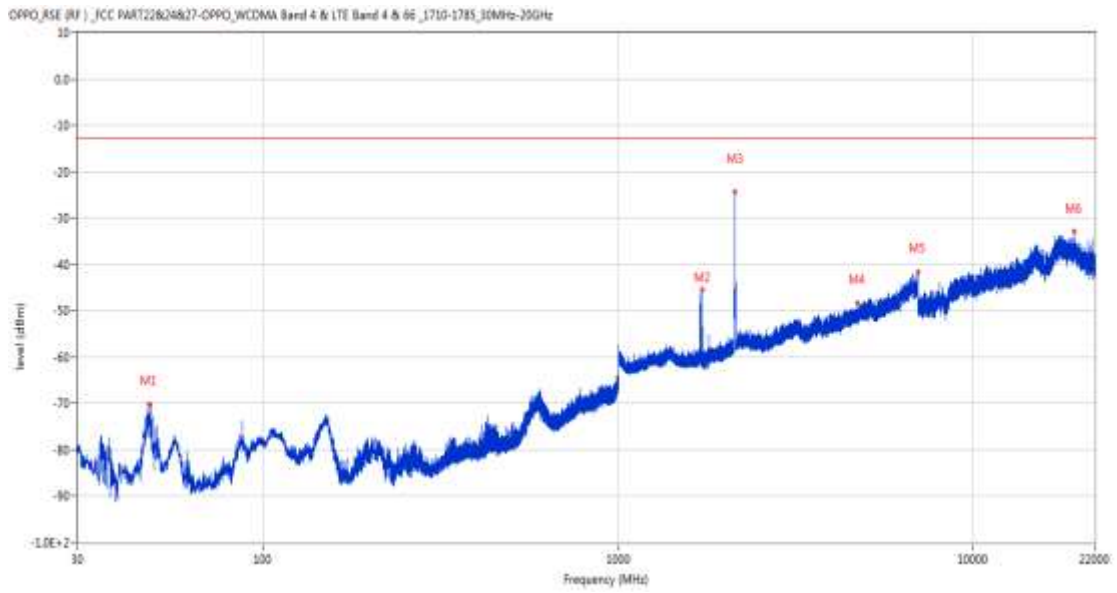
## 9.4 LTE Band 4 BW10, Middle Channel

RSE-H&H LTE Band 4 BW10 CH20175



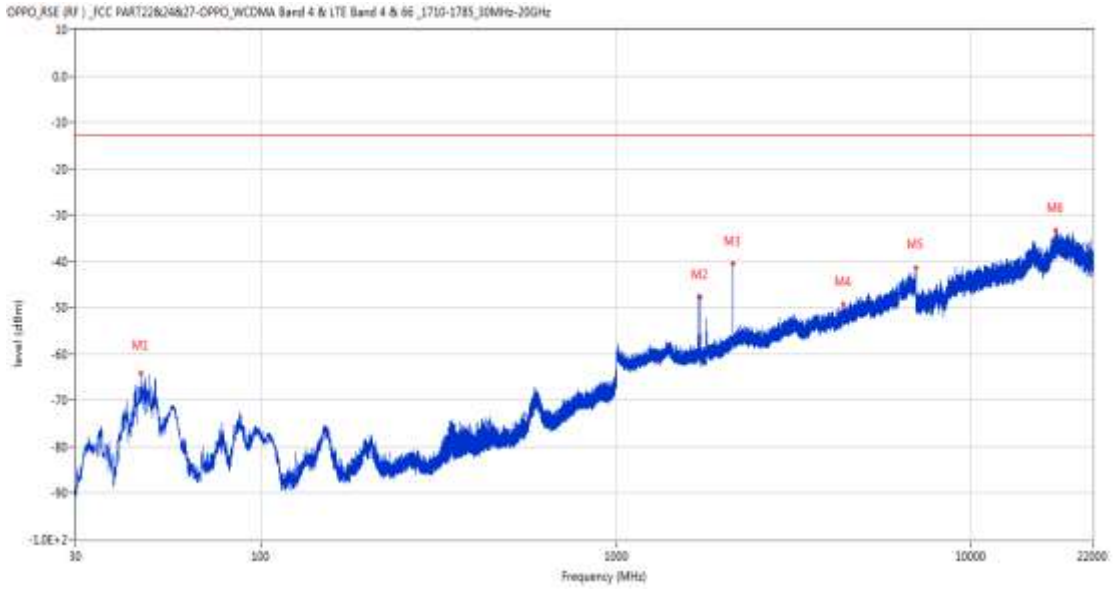
Frequency (MHz)	Result (dBm)	Factor (dB)	PK Limit (dBm)	Over Limit (dB)	Table (o)	ANT	EUT	Verdict
595.122	-68.34	-2.76	-13.0	-55.34	0.00	Horizontal	Horizontal	Pass
1728.500	-44.53	-4.53	-13.0	-31.53	151.00	Horizontal	Horizontal	N/A
2131.300	-24.99	-2.65	-13.0	-11.99	235.00	Horizontal	Horizontal	N/A
4786.600	-47.74	7.43	-13.0	-34.74	288.00	Horizontal	Horizontal	Pass
6977.400	-41.93	13.84	-13.0	-28.93	71.00	Horizontal	Horizontal	Pass
18381.400	-33.62	22.43	-13.0	-20.62	-3.00	Horizontal	Horizontal	Pass

RSE-H&V LTE Band 4 BW10 CH20175



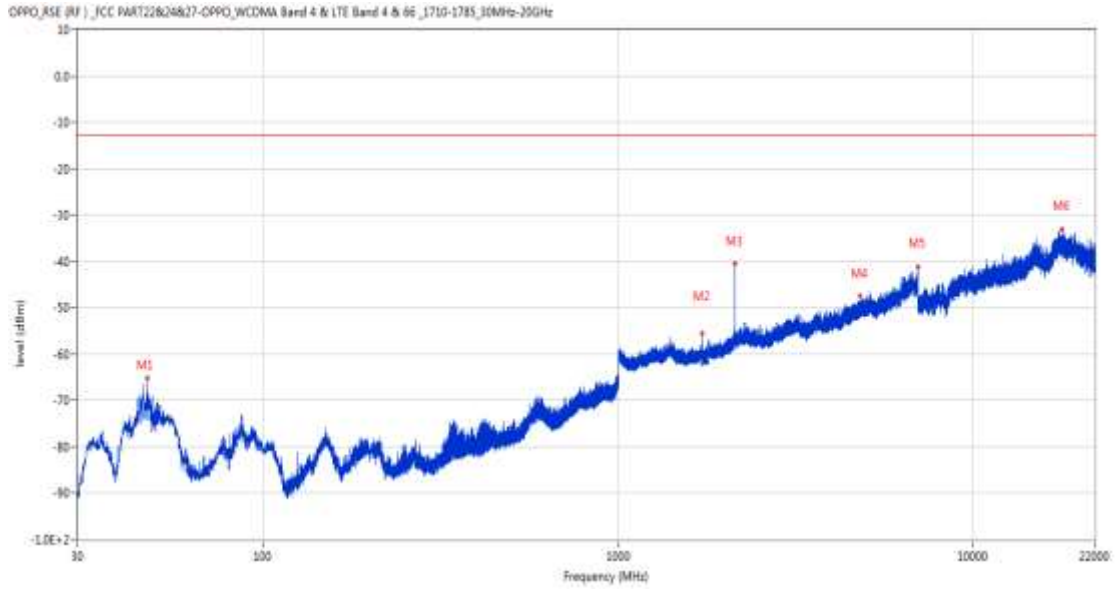
Frequency (MHz)	Result (dBm)	Factor (dB)	PK Limit (dBm)	Over Limit (dB)	Table (o)	ANT	EUT	Verdict
47.800	-70.06	-16.97	-13.0	-57.06	219.00	Horizontal	Vertical	Pass
1728.500	-45.53	-4.53	-13.0	-32.53	147.00	Horizontal	Vertical	N/A
2131.800	-24.36	-2.64	-13.0	-11.36	109.00	Horizontal	Vertical	N/A
4710.000	-48.44	6.09	-13.0	-35.44	315.00	Horizontal	Vertical	Pass
6993.200	-41.73	13.64	-13.0	-28.73	65.00	Horizontal	Vertical	Pass
19284.662	-32.85	26.93	-13.0	-19.85	42.00	Horizontal	Vertical	Pass

RSE-V&V LTE Band 4 BW10 CH20175



Frequency (MHz)	Result (dBm)	Factor (dB)	PK Limit (dBm)	Over Limit (dB)	Table (o)	ANT	EUT	Verdict
45.859	-64.13	-17.32	-13.0	-51.13	348.00	Vertical	Vertical	Pass
1728.400	-47.67	-4.53	-13.0	-34.67	272.00	Vertical	Vertical	N/A
2133.700	-40.56	-2.58	-13.0	-27.56	363.00	Vertical	Vertical	N/A
4364.200	-49.34	6.71	-13.0	-36.34	170.00	Vertical	Vertical	Pass
6989.000	-41.51	13.46	-13.0	-28.51	147.00	Vertical	Vertical	Pass
17341.239	-33.38	21.10	-13.0	-20.38	271.00	Vertical	Vertical	Pass

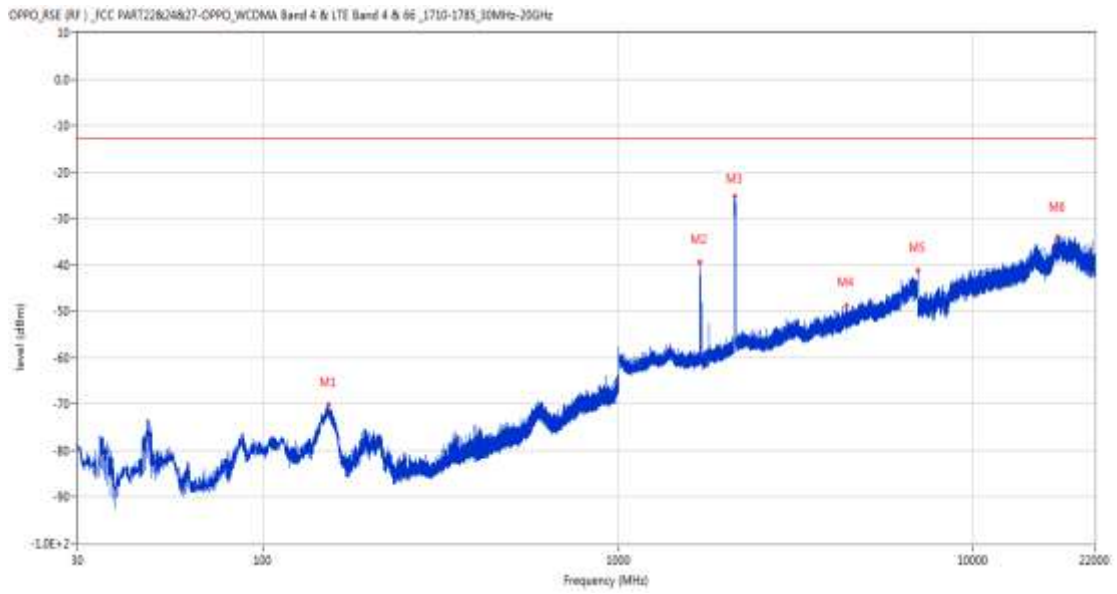
RSE-V&H LTE Band 4 BW10 CH20175



Frequency (MHz)	Result (dBm)	Factor (dB)	PK Limit (dBm)	Over Limit (dB)	Table (o)	ANT	EUT	Verdict
47.169	-65.28	-17.28	-13.0	-52.28	11.00	Vertical	Horizontal	Pass
1728.400	-55.61	-4.53	-13.0	-42.61	230.00	Vertical	Horizontal	N/A
2136.300	-40.61	-2.54	-13.0	-27.61	113.00	Vertical	Horizontal	N/A
4809.400	-47.47	7.20	-13.0	-34.47	242.00	Vertical	Horizontal	Pass
6973.800	-41.26	13.69	-13.0	-28.26	292.00	Vertical	Horizontal	Pass
17777.838	-33.03	21.23	-13.0	-20.03	49.00	Vertical	Horizontal	Pass

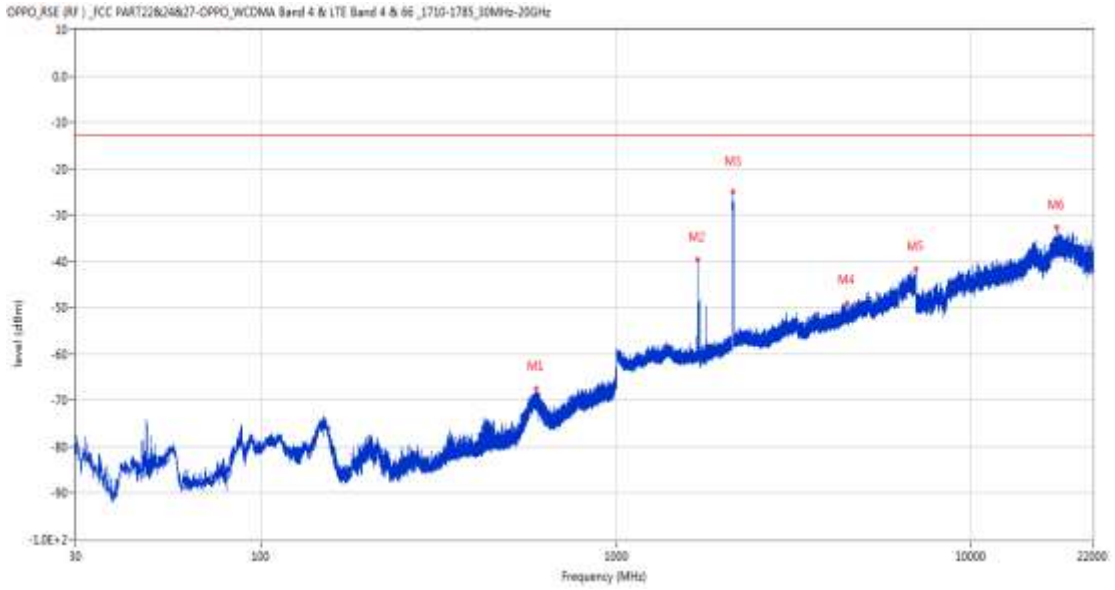
## 9.5 LTE Band 4 BW15, Middle Channel

RSE-H&H LTE Band 4 BW15 CH20175



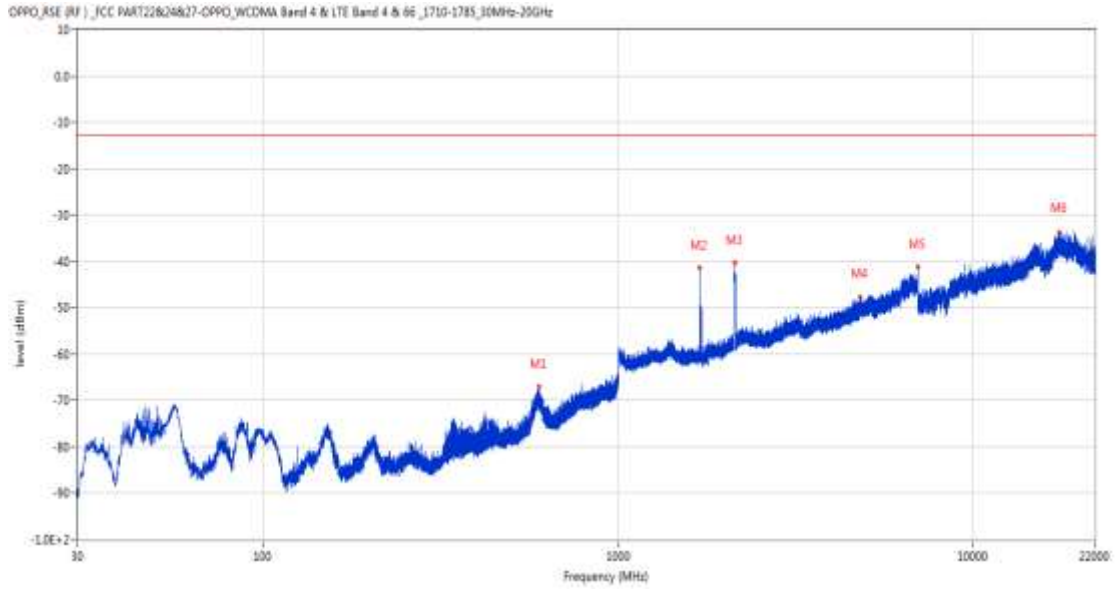
Frequency (MHz)	Result (dBm)	Factor (dB)	PK Limit (dBm)	Over Limit (dB)	Table (o)	ANT	EUT	Verdict
152.656	-70.10	-15.01	-13.0	-57.10	363.00	Horizontal	Horizontal	Pass
1699.500	-39.47	-4.62	-13.0	-26.47	113.00	Horizontal	Horizontal	N/A
2132.400	-25.28	-2.62	-13.0	-12.28	210.00	Horizontal	Horizontal	N/A
4398.600	-48.82	5.63	-13.0	-35.82	219.00	Horizontal	Horizontal	Pass
6986.400	-41.29	13.70	-13.0	-28.29	120.00	Horizontal	Horizontal	Pass
17291.749	-34.00	21.12	-13.0	-21.00	363.00	Horizontal	Horizontal	Pass

RSE-H&V LTE Band 4 BW15 CH20175



Frequency (MHz)	Result (dBm)	Factor (dB)	PK Limit (dBm)	Over Limit (dB)	Table (o)	ANT	EUT	Verdict
594.782	-67.46	-2.81	-13.0	-54.46	9.00	Horizontal	Vertical	Pass
1699.700	-39.61	-4.60	-13.0	-26.61	186.00	Horizontal	Vertical	N/A
2134.900	-25.07	-2.57	-13.0	-12.07	155.00	Horizontal	Vertical	N/A
4454.600	-49.13	6.69	-13.0	-36.13	197.00	Horizontal	Vertical	Pass
6968.800	-41.59	13.41	-13.0	-28.59	1.00	Horizontal	Vertical	Pass
17418.013	-32.59	22.66	-13.0	-19.59	-1.00	Horizontal	Vertical	Pass

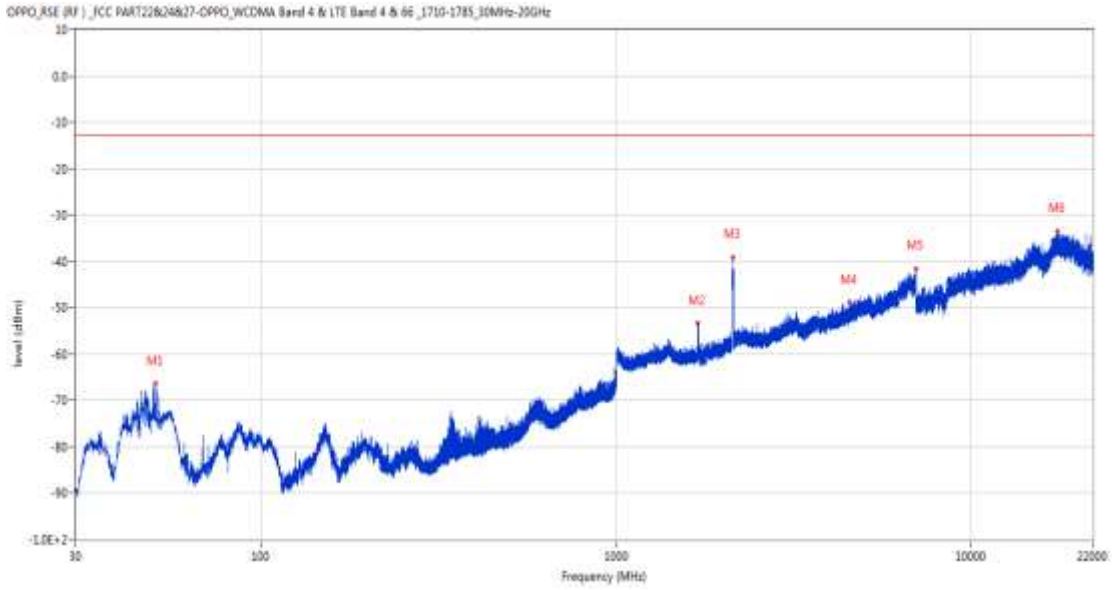
RSE-V&V LTE Band 4 BW15 CH20175



Frequency (MHz)	Result (dBm)	Factor (dB)	PK Limit (dBm)	Over Limit (dB)	Table (o)	ANT	EUT	Verdict
598.905	-66.96	-2.44	-13.0	-53.96	356.00	Vertical	Vertical	Pass
1699.500	-41.50	-4.62	-13.0	-28.50	233.00	Vertical	Vertical	N/A
2137.100	-40.27	-2.51	-13.0	-27.27	170.00	Vertical	Vertical	N/A
4794.200	-47.68	7.61	-13.0	-34.68	25.00	Vertical	Vertical	Pass
6999.400	-41.18	13.65	-13.0	-28.18	75.00	Vertical	Vertical	Pass
17464.263	-33.81	21.74	-13.0	-20.81	355.00	Vertical	Vertical	Pass



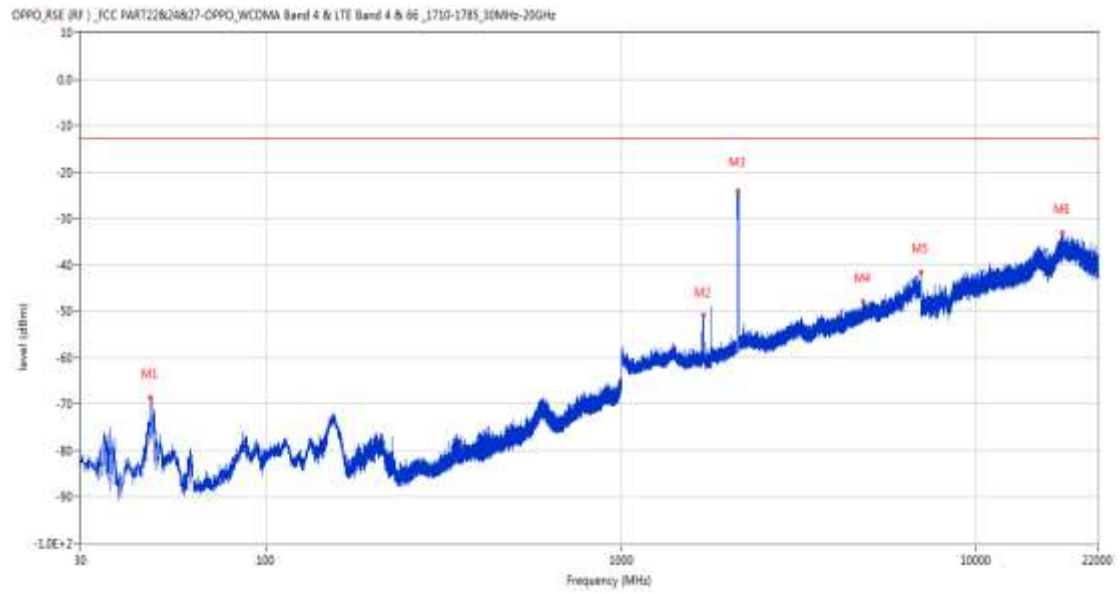
RSE-V&H LTE Band 4 BW15 CH20175



Frequency (MHz)	Result (dBm)	Factor (dB)	PK Limit (dBm)	Over Limit (dB)	Table (o)	ANT	EUT	Verdict
50.419	-66.33	-15.84	-13.0	-53.33	227.00	Vertical	Horizontal	Pass
1700.400	-53.35	-4.53	-13.0	-40.35	38.00	Vertical	Horizontal	N/A
2136.600	-39.24	-2.53	-13.0	-26.24	198.00	Vertical	Horizontal	N/A
4534.600	-48.72	5.88	-13.0	-35.72	348.00	Vertical	Horizontal	Pass
6973.400	-41.61	13.68	-13.0	-28.61	227.00	Vertical	Horizontal	Pass
17484.614	-33.66	21.56	-13.0	-20.66	65.00	Vertical	Horizontal	Pass

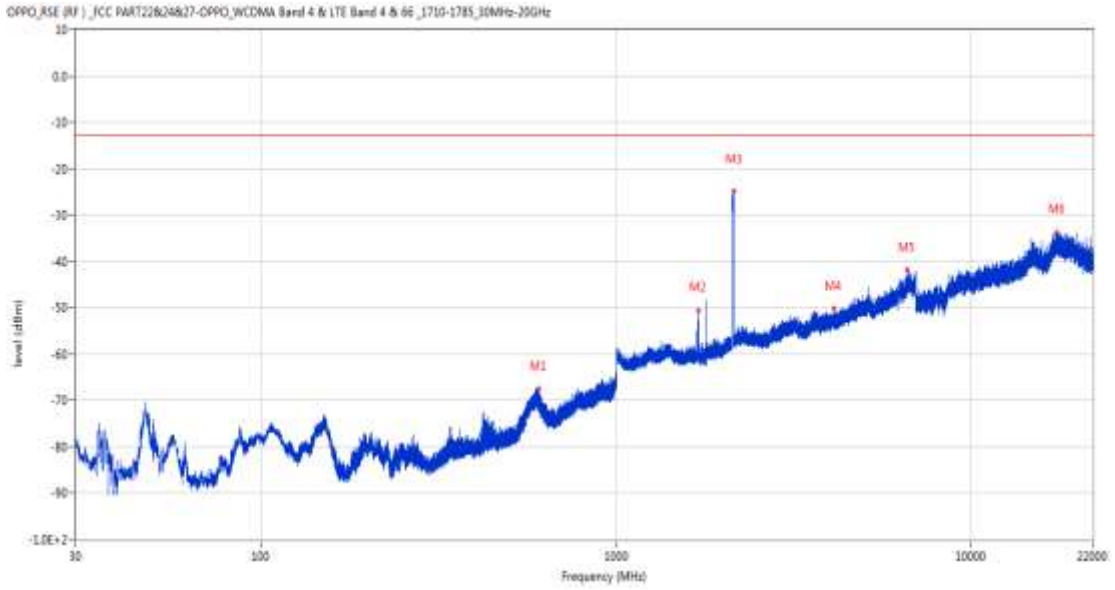
## 9.6 LTE Band 4 BW20, Middle Channel

RSE-H&H LTE Band 4 BW20 CH20175



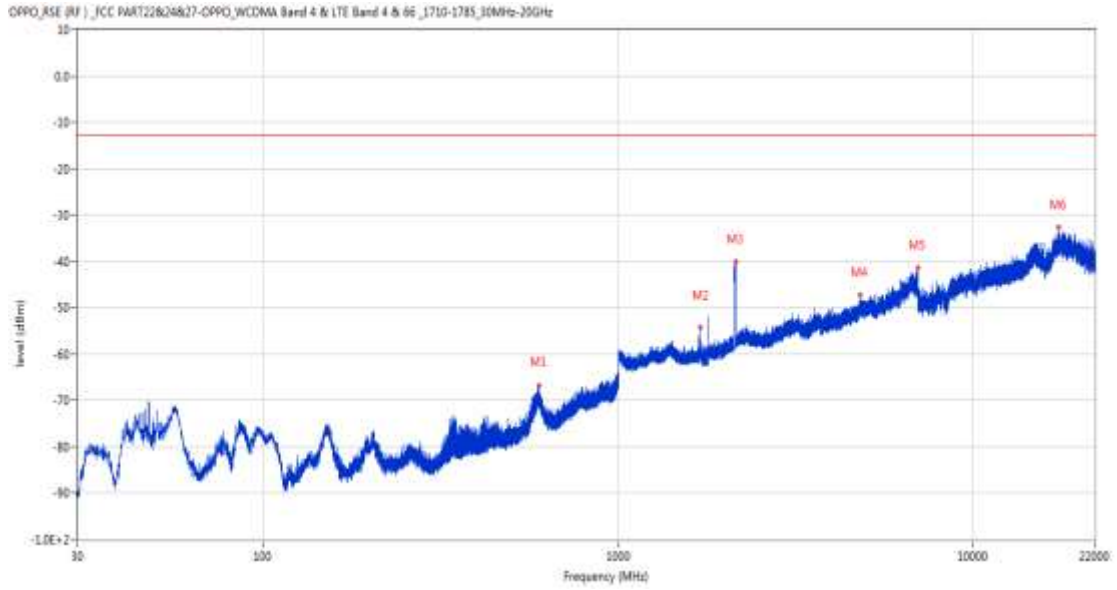
Frequency (MHz)	Result (dBm)	Factor (dB)	PK Limit (dBm)	Over Limit (dB)	Table (o)	ANT	EUT	Verdict
47.169	-68.60	-17.28	-13.0	-55.60	-3.00	Horizontal	Horizontal	Pass
1706.100	-50.87	-4.53	-13.0	-37.87	235.00	Horizontal	Horizontal	N/A
2129.600	-24.16	-2.67	-13.0	-11.16	235.00	Horizontal	Horizontal	N/A
4799.000	-48.00	7.66	-13.0	-35.00	226.00	Horizontal	Horizontal	Pass
6986.800	-41.59	13.70	-13.0	-28.59	298.00	Horizontal	Horizontal	Pass
17491.550	-33.09	21.35	-13.0	-20.09	231.00	Horizontal	Horizontal	Pass

RSE-H&V LTE Band 4 BW20 CH20175



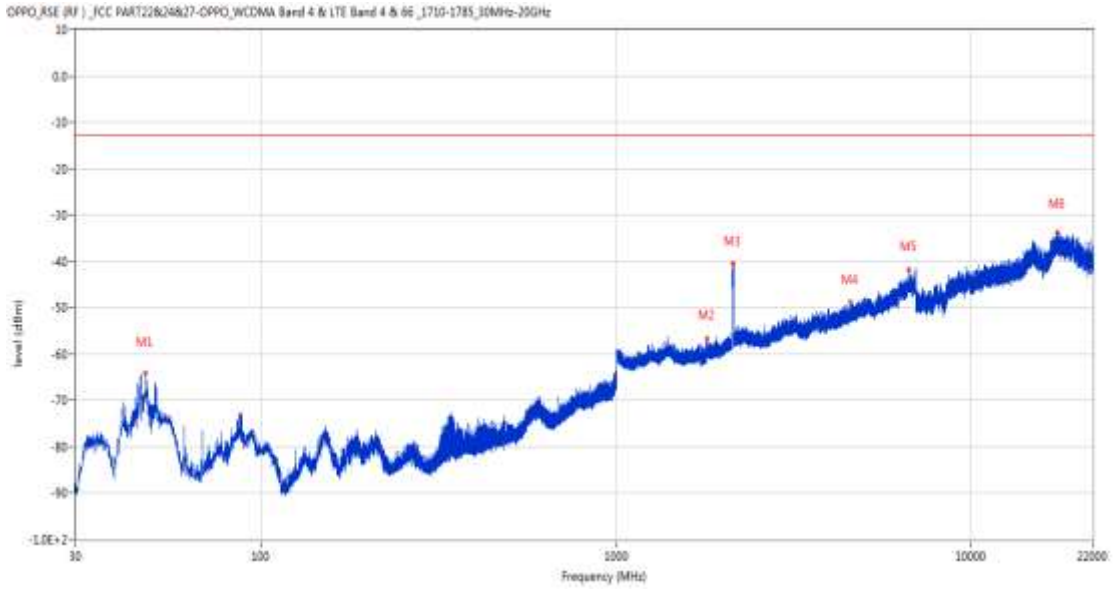
Frequency (MHz)	Result (dBm)	Factor (dB)	PK Limit (dBm)	Over Limit (dB)	Table (o)	ANT	EUT	Verdict
605.210	-67.37	-2.51	-13.0	-54.37	53.00	Horizontal	Vertical	Pass
1705.900	-50.72	-4.53	-13.0	-37.72	318.00	Horizontal	Vertical	N/A
2140.800	-24.87	-2.48	-13.0	-11.87	248.00	Horizontal	Vertical	N/A
4103.000	-50.27	4.65	-13.0	-37.27	113.00	Horizontal	Vertical	Pass
6613.400	-41.83	12.34	-13.0	-28.83	290.00	Horizontal	Vertical	Pass
17416.624	-33.87	22.66	-13.0	-20.87	241.00	Horizontal	Vertical	Pass

RSE-V&V LTE Band 4 BW20 CH20175



Frequency (MHz)	Result (dBm)	Factor (dB)	PK Limit (dBm)	Over Limit (dB)	Table (o)	ANT	EUT	Verdict
599.293	-66.79	-2.40	-13.0	-53.79	329.00	Vertical	Vertical	Pass
1706.300	-54.10	-4.53	-13.0	-41.10	186.00	Vertical	Vertical	N/A
2139.300	-40.16	-2.47	-13.0	-27.16	186.00	Vertical	Vertical	N/A
4813.600	-47.20	7.06	-13.0	-34.20	330.00	Vertical	Vertical	Pass
6973.000	-41.36	13.67	-13.0	-28.36	311.00	Vertical	Vertical	Pass
17422.176	-32.55	22.60	-13.0	-19.55	166.00	Vertical	Vertical	Pass

RSE-V&H LTE Band 4 BW20 CH20175

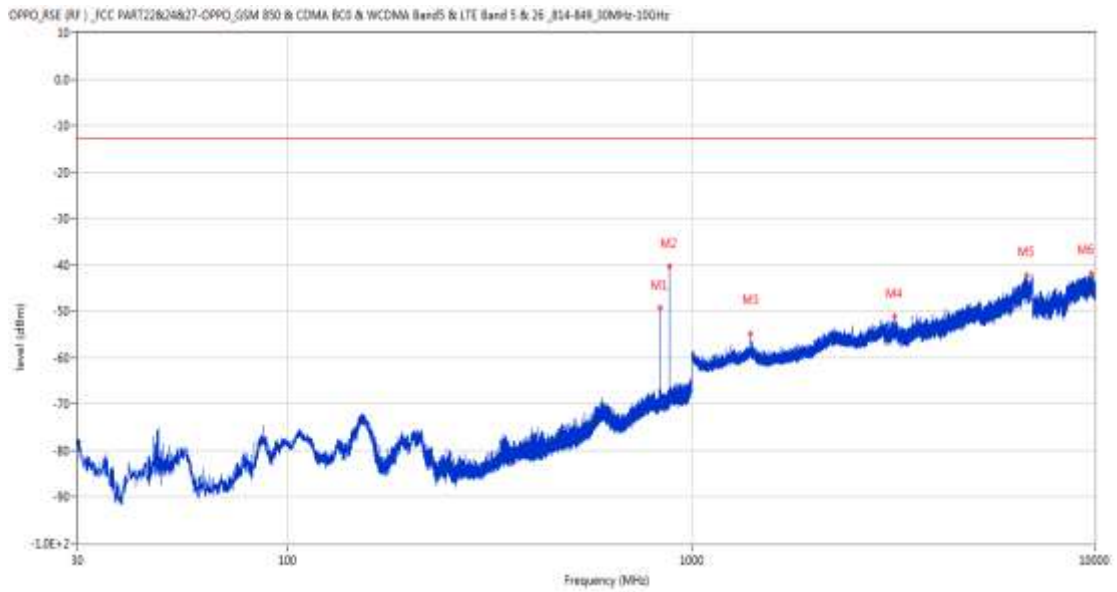


Frequency (MHz)	Result (dBm)	Factor (dB)	PK Limit (dBm)	Over Limit (dB)	Table (o)	ANT	EUT	Verdict
47.218	-64.09	-17.26	-13.0	-51.09	363.00	Vertical	Horizontal	Pass
1799.000	-56.77	-4.39	-13.0	-43.77	116.00	Vertical	Horizontal	Pass
2137.300	-40.47	-2.50	-13.0	-27.47	154.00	Vertical	Horizontal	N/A
4569.600	-48.81	6.17	-13.0	-35.81	63.00	Vertical	Horizontal	Pass
6684.200	-41.96	11.96	-13.0	-28.96	352.00	Vertical	Horizontal	Pass
17490.625	-33.83	21.38	-13.0	-20.83	361.00	Vertical	Horizontal	Pass

## 10 LTE Band 5

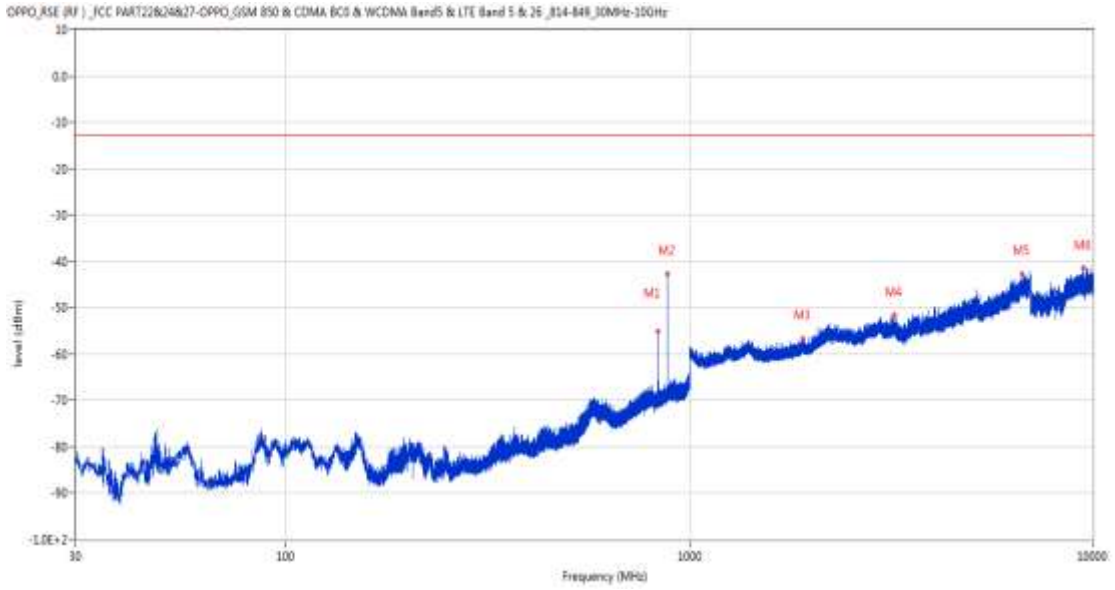
### 10.1 LTE Band 5 BW1.4, Middle Channel

RSE-H&H LTE Band 5 BW1.4 CH20525



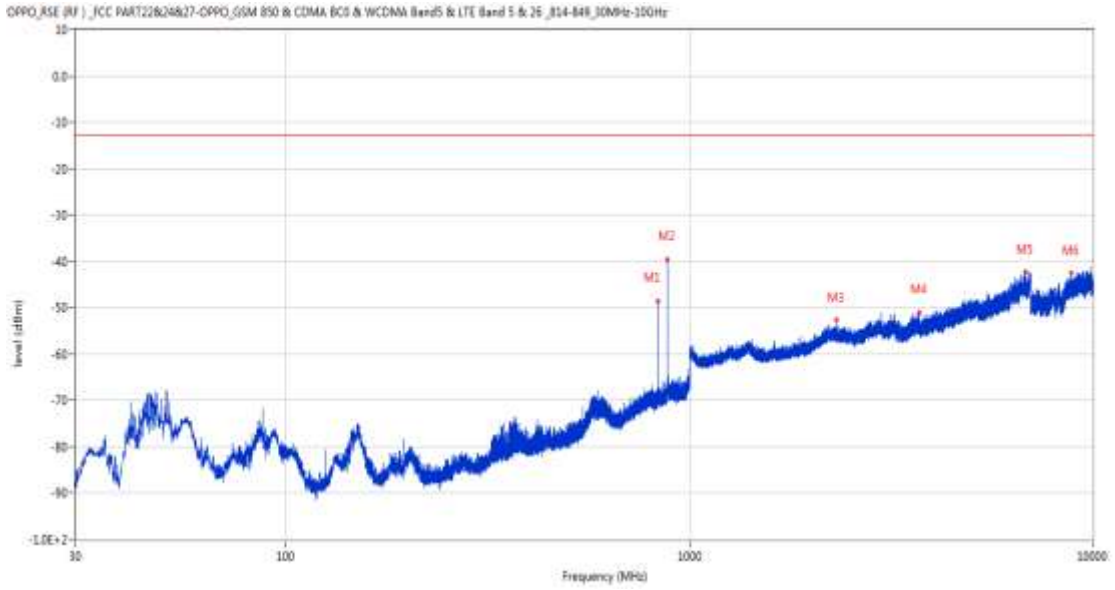
Frequency (MHz)	Result (dBm)	Factor (dB)	PK Limit (dBm)	Over Limit (dB)	Table (o)	ANT	EUT	Verdict
836.070	-49.30	2.58	-13.0	-36.30	36.00	Horizontal	Horizontal	N/A
881.369	-40.33	2.78	-13.0	-27.33	138.00	Horizontal	Horizontal	N/A
1401.600	-54.91	-3.59	-13.0	-41.91	223.00	Horizontal	Horizontal	Pass
3183.600	-51.17	2.53	-13.0	-38.17	160.00	Horizontal	Horizontal	Pass
6787.400	-42.35	12.29	-13.0	-29.35	125.00	Horizontal	Horizontal	Pass
9817.900	-41.86	17.01	-13.0	-28.86	242.00	Horizontal	Horizontal	Pass

RSE-H&V LTE Band 5 BW1.4 CH20525



Frequency (MHz)	Result (dBm)	Factor (dB)	PK Limit (dBm)	Over Limit (dB)	Table (o)	ANT	EUT	Verdict
836.119	-55.06	2.58	-13.0	-42.06	363.00	Horizontal	Vertical	N/A
881.660	-42.67	2.81	-13.0	-29.67	363.00	Horizontal	Vertical	N/A
1913.300	-56.60	-4.44	-13.0	-43.60	256.00	Horizontal	Vertical	Pass
3215.200	-51.59	3.65	-13.0	-38.59	360.00	Horizontal	Vertical	Pass
6664.000	-42.82	11.60	-13.0	-29.82	360.00	Horizontal	Vertical	Pass
9453.850	-41.39	16.66	-13.0	-28.39	-3.00	Horizontal	Vertical	Pass

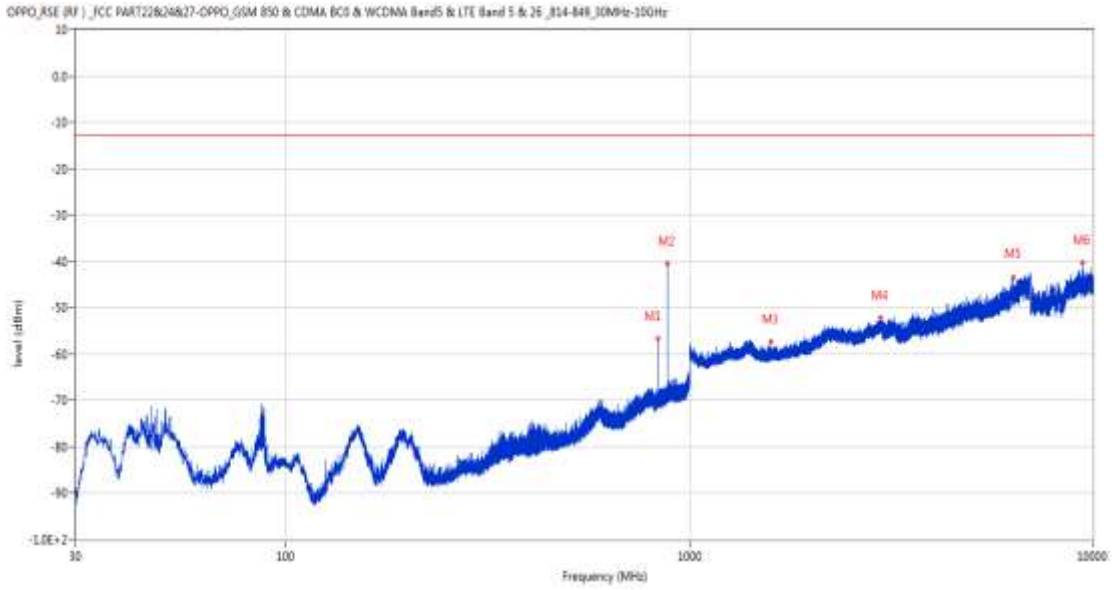
RSE-V&V LTE Band 5 BW1.4 CH20525



Frequency (MHz)	Result (dBm)	Factor (dB)	PK Limit (dBm)	Over Limit (dB)	Table (o)	ANT	EUT	Verdict
836.119	-48.68	2.58	-13.0	-35.68	153.00	Vertical	Vertical	N/A
881.466	-39.70	2.79	-13.0	-26.70	243.00	Vertical	Vertical	N/A
2314.600	-52.70	-1.16	-13.0	-39.70	222.00	Vertical	Vertical	Pass
3720.000	-51.17	4.04	-13.0	-38.17	243.00	Vertical	Vertical	Pass
6798.000	-42.33	12.28	-13.0	-29.33	147.00	Vertical	Vertical	Pass
8835.250	-42.44	15.21	-13.0	-29.44	30.00	Vertical	Vertical	Pass



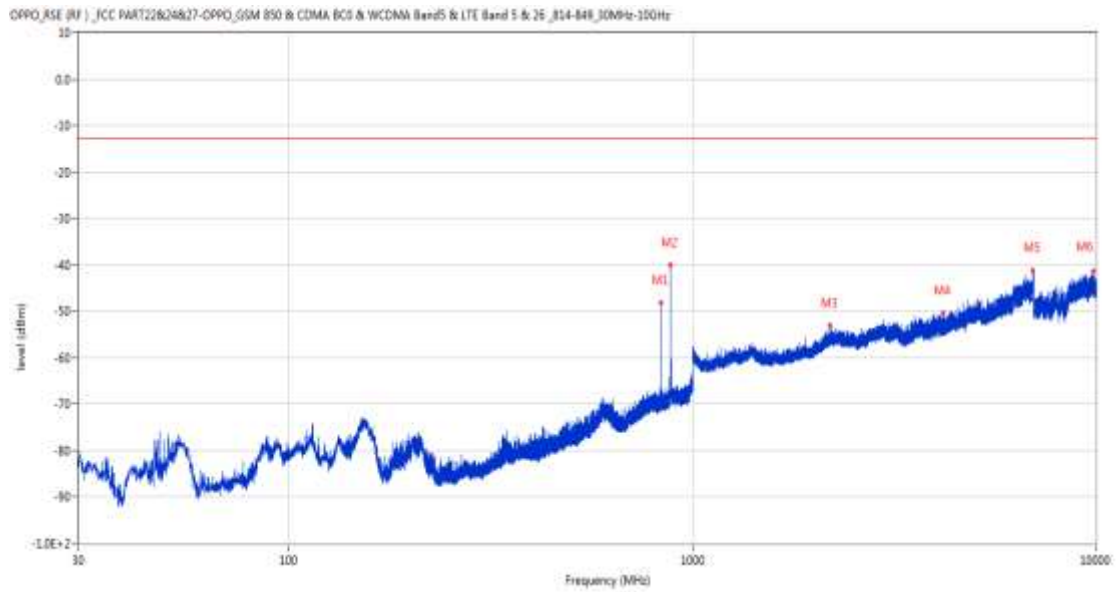
RSE-V&H LTE Band 5 BW1.4 CH20525



Frequency (MHz)	Result (dBm)	Factor (dB)	PK Limit (dBm)	Over Limit (dB)	Table (o)	ANT	EUT	Verdict
836.070	-56.71	2.58	-13.0	-43.71	316.00	Vertical	Horizontal	N/A
881.272	-40.59	2.77	-13.0	-27.59	35.00	Vertical	Horizontal	N/A
1588.600	-57.45	-5.55	-13.0	-44.45	265.00	Vertical	Horizontal	Pass
2976.800	-52.17	1.79	-13.0	-39.17	324.00	Vertical	Horizontal	Pass
6343.200	-43.41	9.87	-13.0	-30.41	-3.00	Vertical	Horizontal	Pass
9440.349	-40.40	16.48	-13.0	-27.40	302.00	Vertical	Horizontal	Pass

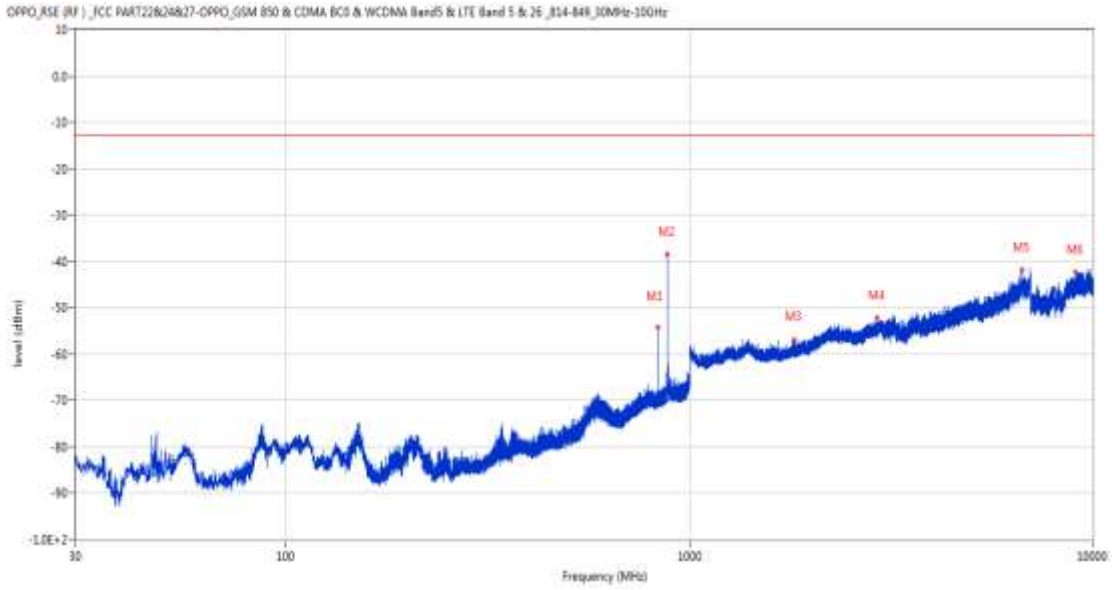
## 10.2 LTE Band 5 BW3, Middle Channel

RSE-H&H LTE Band 5 BW3 CH20525



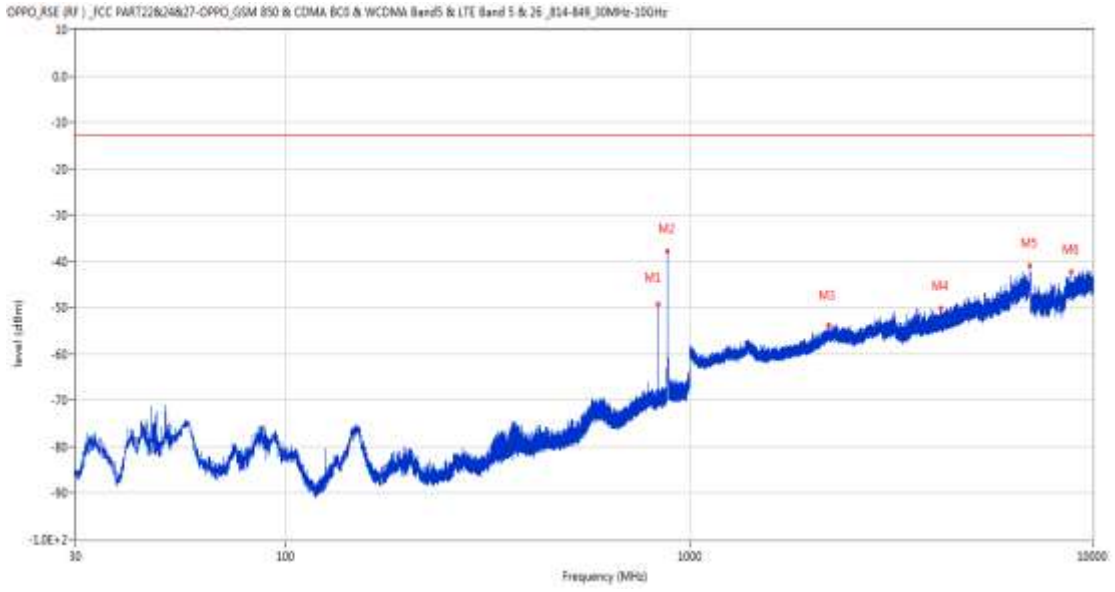
Frequency (MHz)	Result (dBm)	Factor (dB)	PK Limit (dBm)	Over Limit (dB)	Table (o)	ANT	EUT	Verdict
835.294	-48.15	2.56	-13.0	-35.15	116.00	Horizontal	Horizontal	N/A
881.466	-40.07	2.79	-13.0	-27.07	153.00	Horizontal	Horizontal	N/A
2190.300	-53.17	-1.95	-13.0	-40.17	243.00	Horizontal	Horizontal	Pass
4181.200	-50.41	4.88	-13.0	-37.41	345.00	Horizontal	Horizontal	Pass
6987.400	-41.16	13.65	-13.0	-28.16	363.00	Horizontal	Horizontal	Pass
9848.950	-41.38	16.94	-13.0	-28.38	123.00	Horizontal	Horizontal	Pass

RSE-H&V LTE Band 5 BW3 CH20525



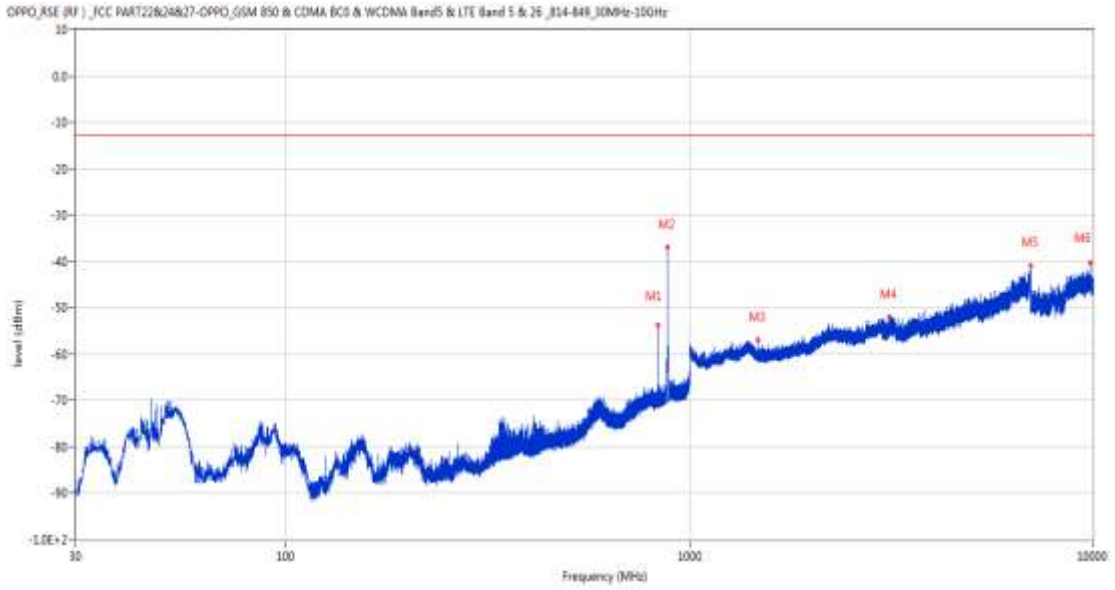
Frequency (MHz)	Result (dBm)	Factor (dB)	PK Limit (dBm)	Over Limit (dB)	Table (o)	ANT	EUT	Verdict
835.246	-54.24	2.55	-13.0	-41.24	363.00	Horizontal	Vertical	N/A
881.369	-38.47	2.78	-13.0	-25.47	334.00	Horizontal	Vertical	N/A
1814.900	-56.99	-4.75	-13.0	-43.99	67.00	Horizontal	Vertical	Pass
2921.300	-52.26	1.80	-13.0	-39.26	167.00	Horizontal	Vertical	Pass
6682.600	-41.97	11.86	-13.0	-28.97	89.00	Horizontal	Vertical	Pass
9046.750	-42.40	14.97	-13.0	-29.40	117.00	Horizontal	Vertical	Pass

RSE-V&V LTE Band 5 BW3 CH20525



Frequency (MHz)	Result (dBm)	Factor (dB)	PK Limit (dBm)	Over Limit (dB)	Table (o)	ANT	EUT	Verdict
835.246	-49.17	2.55	-13.0	-36.17	163.00	Vertical	Vertical	N/A
882.679	-37.77	2.94	-13.0	-24.77	239.00	Vertical	Vertical	N/A
2210.200	-53.78	-1.12	-13.0	-40.78	106.00	Vertical	Vertical	Pass
4195.400	-50.21	5.21	-13.0	-37.21	360.00	Vertical	Vertical	Pass
6994.800	-40.95	13.59	-13.0	-27.95	357.00	Vertical	Vertical	Pass
8819.500	-42.32	14.96	-13.0	-29.32	87.00	Vertical	Vertical	Pass

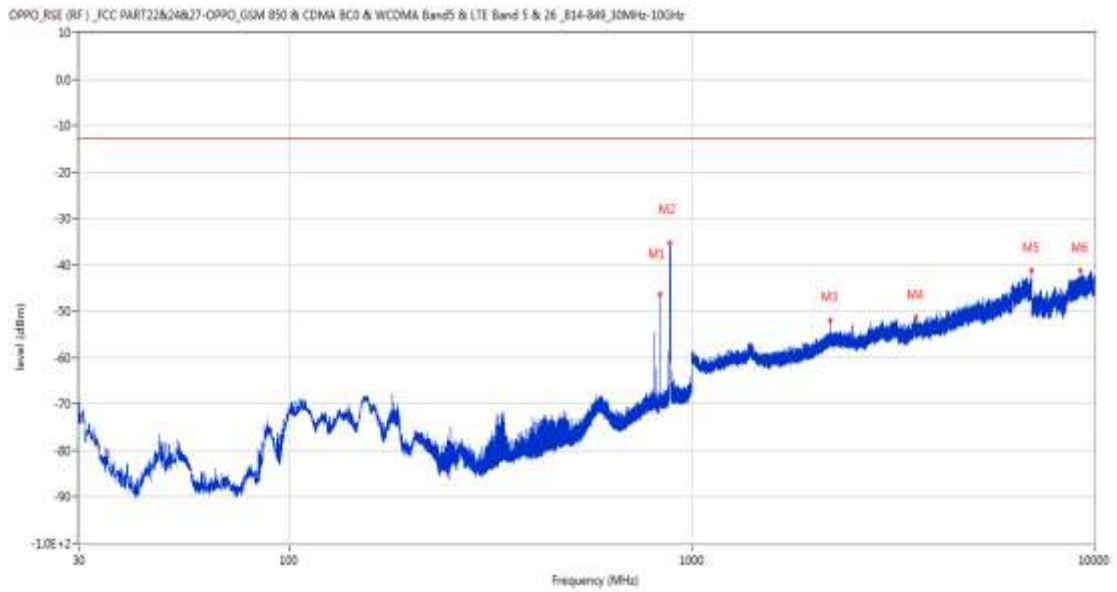
RSE-V&H LTE Band 5 BW3 CH20525



Frequency (MHz)	Result (dBm)	Factor (dB)	PK Limit (dBm)	Over Limit (dB)	Table (o)	ANT	EUT	Verdict
835.246	-53.72	2.55	-13.0	-40.72	77.00	Vertical	Horizontal	N/A
881.321	-36.99	2.77	-13.0	-23.99	234.00	Vertical	Horizontal	N/A
1475.000	-57.01	-5.58	-13.0	-44.01	149.00	Vertical	Horizontal	Pass
3132.400	-52.01	2.27	-13.0	-39.01	117.00	Vertical	Horizontal	Pass
6996.600	-40.98	13.58	-13.0	-27.98	196.00	Vertical	Horizontal	Pass
9852.849	-40.38	16.78	-13.0	-27.38	52.00	Vertical	Horizontal	Pass

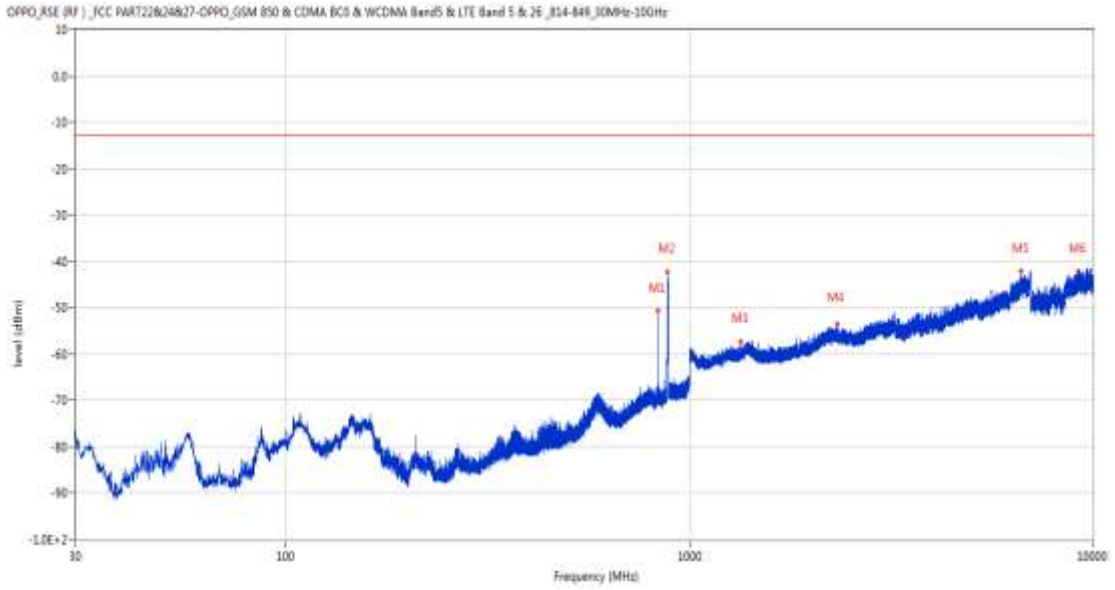
### 10.3 LTE Band 5 BW5, Middle Channel

RSE-H&H LTE Band 5 BW5 CH20525



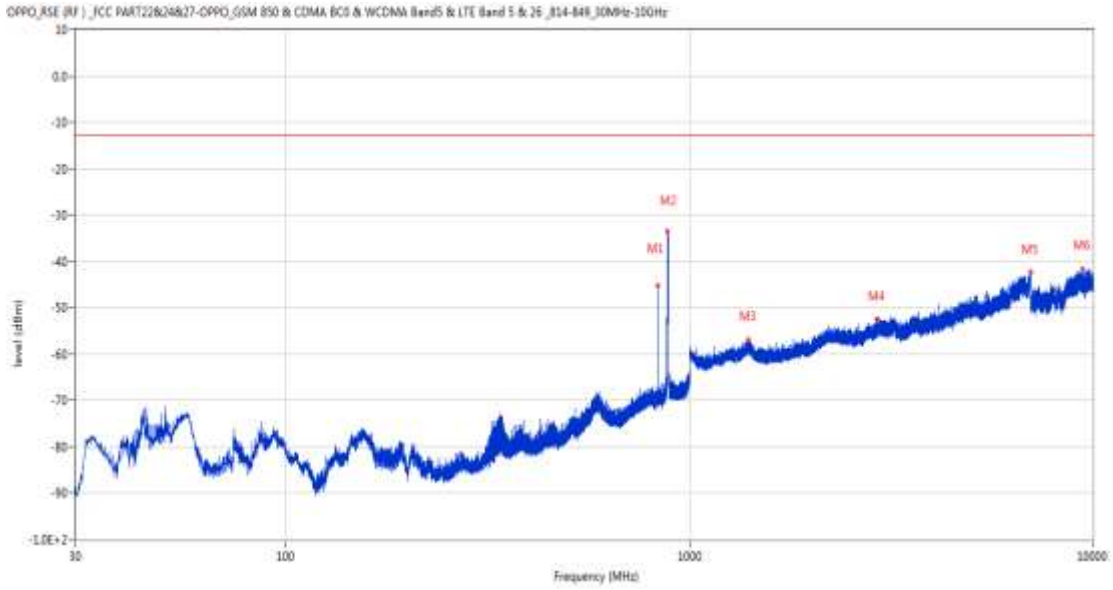
Frequency (MHz)	Result (dBm)	Factor (dB)	PK Limit (dBm)	Over Limit (dB)	Table (o)	ANT	EUT	Verdict
834.372	-46.28	2.53	-13.0	-33.28	82.00	Horizontal	Horizontal	N/A
880.836	-35.44	2.72	-13.0	-22.44	289.00	Horizontal	Horizontal	N/A
2211.600	-52.07	-1.13	-13.0	-39.07	109.00	Horizontal	Horizontal	Pass
3601.400	-51.35	3.13	-13.0	-38.35	278.00	Horizontal	Horizontal	Pass
6997.200	-41.08	13.61	-13.0	-28.08	143.00	Horizontal	Horizontal	Pass
9205.599	-41.28	15.34	-13.0	-28.28	65.00	Horizontal	Horizontal	Pass

RSE-H&V LTE Band 5 BW5 CH20525



Frequency (MHz)	Result (dBm)	Factor (dB)	PK Limit (dBm)	Over Limit (dB)	Table (o)	ANT	EUT	Verdict
834.372	-50.69	2.53	-13.0	-37.69	19.00	Horizontal	Vertical	N/A
879.865	-42.27	2.63	-13.0	-29.27	242.00	Horizontal	Vertical	N/A
1341.100	-57.27	-5.07	-13.0	-44.27	360.00	Horizontal	Vertical	Pass
2329.500	-53.62	-1.35	-13.0	-40.62	112.00	Horizontal	Vertical	Pass
6658.400	-42.01	11.49	-13.0	-29.01	55.00	Horizontal	Vertical	Pass
9203.800	-42.18	15.34	-13.0	-29.18	357.00	Horizontal	Vertical	Pass

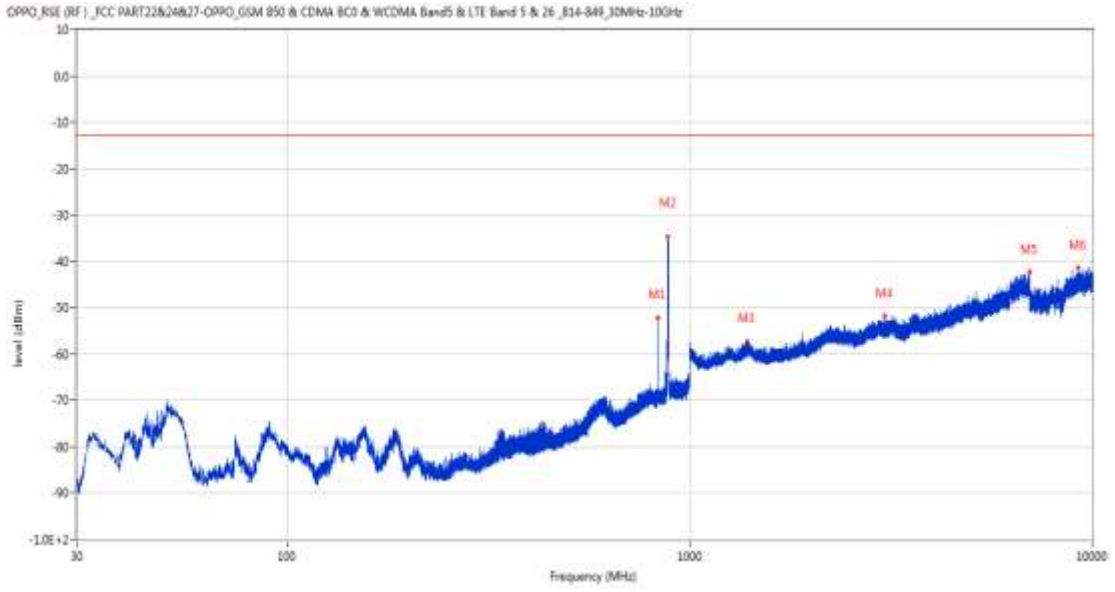
RSE-V&V LTE Band 5 BW5 CH20525



Frequency (MHz)	Result (dBm)	Factor (dB)	PK Limit (dBm)	Over Limit (dB)	Table (o)	ANT	EUT	Verdict
834.324	-45.32	2.53	-13.0	-32.32	105.00	Vertical	Vertical	N/A
882.921	-33.53	2.97	-13.0	-20.53	268.00	Vertical	Vertical	N/A
1403.000	-56.92	-3.70	-13.0	-43.92	39.00	Vertical	Vertical	Pass
2911.300	-52.51	1.99	-13.0	-39.51	242.00	Vertical	Vertical	Pass
6998.600	-42.33	13.64	-13.0	-29.33	360.00	Vertical	Vertical	Pass
9445.599	-41.62	16.62	-13.0	-28.62	276.00	Vertical	Vertical	Pass



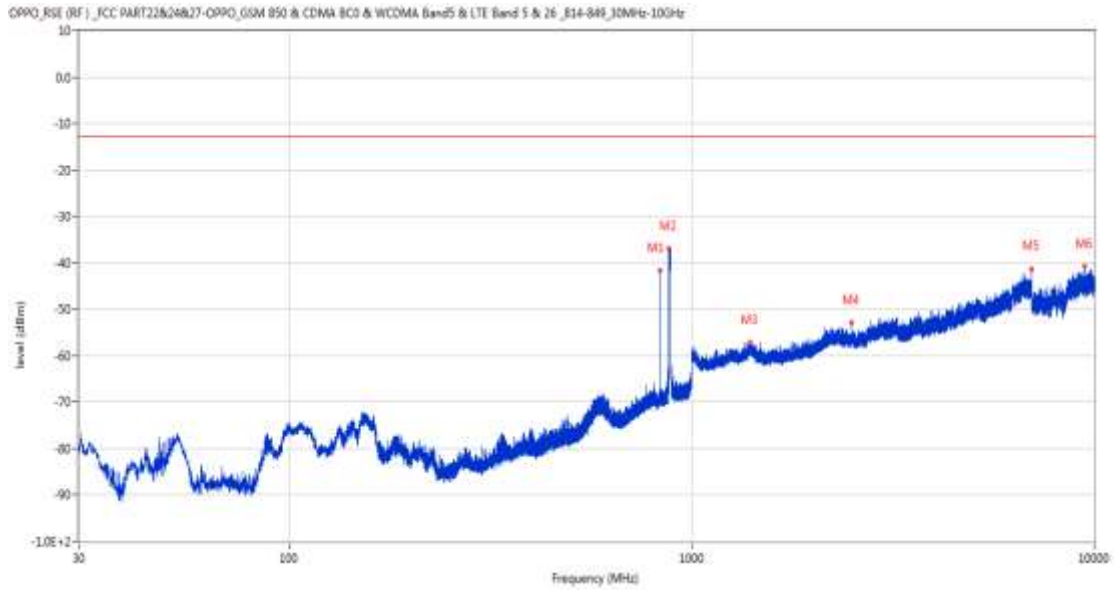
RSE-V&H LTE Band 5 BW5 CH20525



Frequency (MHz)	Result (dBm)	Factor (dB)	PK Limit (dBm)	Over Limit (dB)	Table (o)	ANT	EUT	Verdict
834.276	-52.14	2.52	-13.0	-39.14	321.00	Vertical	Horizontal	N/A
879.478	-34.72	2.64	-13.0	-21.72	254.00	Vertical	Horizontal	N/A
1388.400	-57.33	-3.88	-13.0	-44.33	62.00	Vertical	Horizontal	Pass
3052.400	-51.80	2.80	-13.0	-38.80	65.00	Vertical	Horizontal	Pass
6975.600	-42.41	13.73	-13.0	-29.41	145.00	Vertical	Horizontal	Pass
9207.700	-41.33	15.34	-13.0	-28.33	156.00	Vertical	Horizontal	Pass

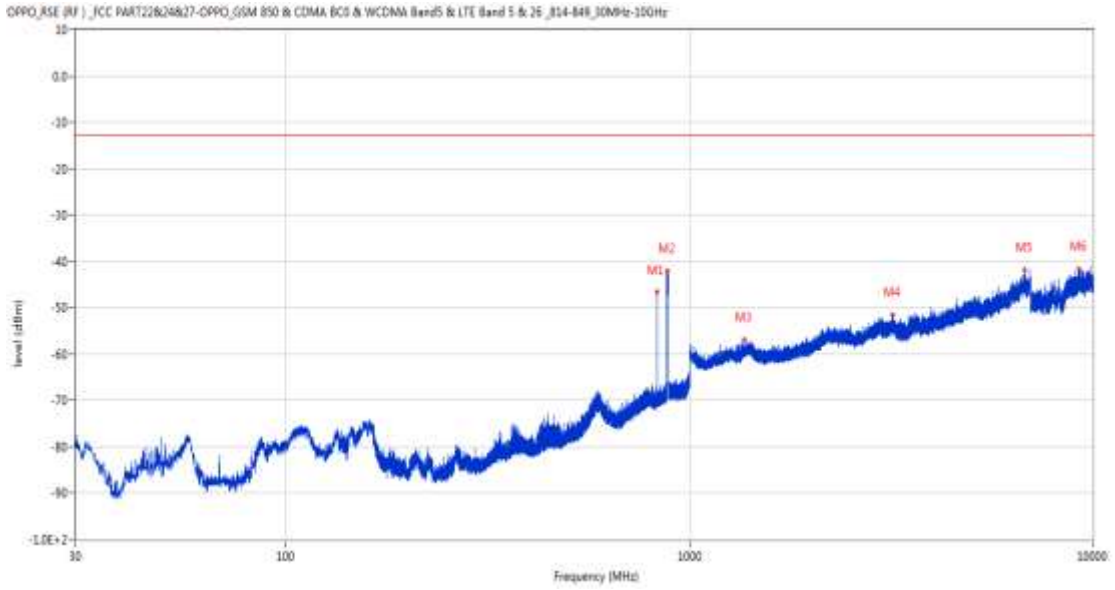
## 10.4 LTE Band 5 BW10, Middle Channel

RSE-H&H LTE Band 5 BW10 CH20525



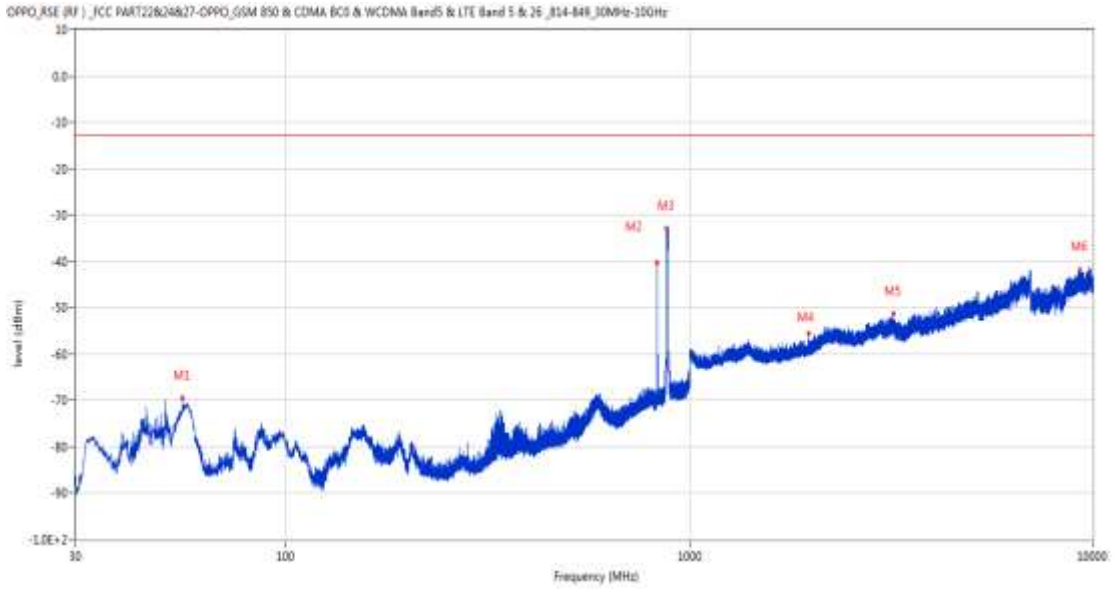
Frequency (MHz)	Result (dBm)	Factor (dB)	PK Limit (dBm)	Over Limit (dB)	Table (o)	ANT	EUT	Verdict
832.142	-41.61	2.46	-13.0	-28.61	77.00	Horizontal	Horizontal	N/A
877.828	-37.00	2.67	-13.0	-24.00	360.00	Horizontal	Horizontal	N/A
1397.100	-57.15	-3.51	-13.0	-44.15	329.00	Horizontal	Horizontal	Pass
2493.300	-52.83	-0.48	-13.0	-39.83	27.00	Horizontal	Horizontal	Pass
6971.400	-41.32	13.56	-13.0	-28.32	19.00	Horizontal	Horizontal	Pass
9446.950	-40.77	16.66	-13.0	-27.77	223.00	Horizontal	Horizontal	Pass

RSE-H&V LTE Band 5 BW10 CH20525



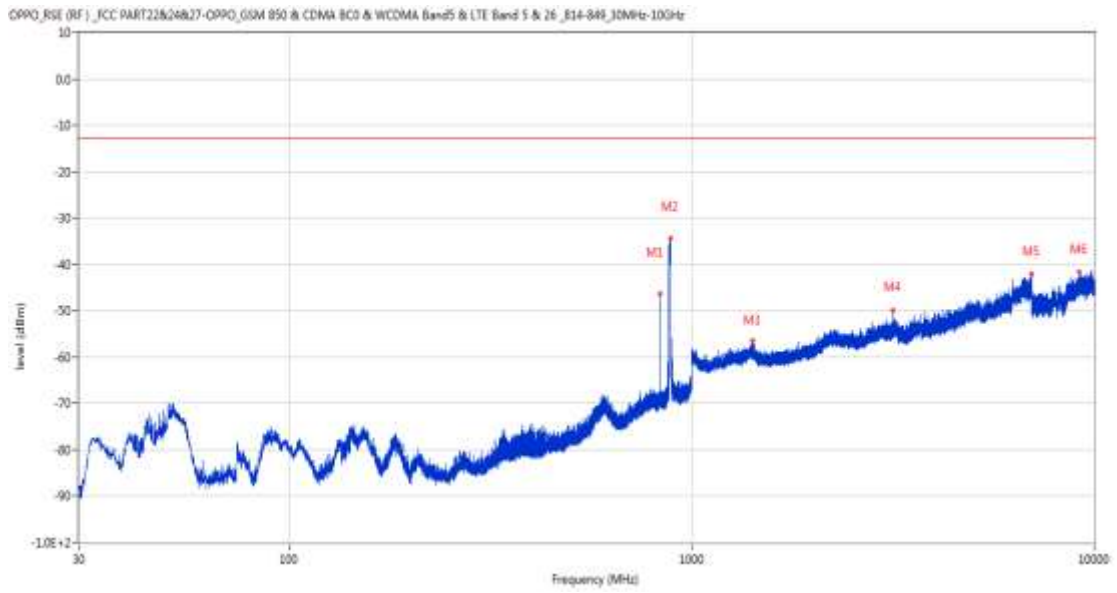
Frequency (MHz)	Result (dBm)	Factor (dB)	PK Limit (dBm)	Over Limit (dB)	Table (o)	ANT	EUT	Verdict
832.142	-46.60	2.46	-13.0	-33.60	4.00	Horizontal	Vertical	N/A
881.757	-42.05	2.82	-13.0	-29.05	193.00	Horizontal	Vertical	N/A
1368.400	-57.00	-4.72	-13.0	-44.00	251.00	Horizontal	Vertical	Pass
3196.000	-51.50	2.82	-13.0	-38.50	331.00	Horizontal	Vertical	Pass
6785.800	-41.90	12.19	-13.0	-28.90	42.00	Horizontal	Vertical	Pass
9229.150	-41.71	15.31	-13.0	-28.71	119.00	Horizontal	Vertical	Pass

RSE-V&V LTE Band 5 BW10 CH20525



Frequency (MHz)	Result (dBm)	Factor (dB)	PK Limit (dBm)	Over Limit (dB)	Table (o)	ANT	EUT	Verdict
55.365	-69.42	-16.88	-13.0	-56.42	300.00	Vertical	Vertical	Pass
832.142	-40.31	2.46	-13.0	-27.31	159.00	Vertical	Vertical	N/A
877.877	-32.91	2.67	-13.0	-19.91	278.00	Vertical	Vertical	Pass
1980.800	-55.62	-4.51	-13.0	-42.62	72.00	Vertical	Vertical	Pass
3196.400	-51.32	2.83	-13.0	-38.32	167.00	Vertical	Vertical	Pass
9304.001	-41.92	15.57	-13.0	-28.92	95.00	Vertical	Vertical	Pass

RSE-V&H LTE Band 5 BW10 CH20525

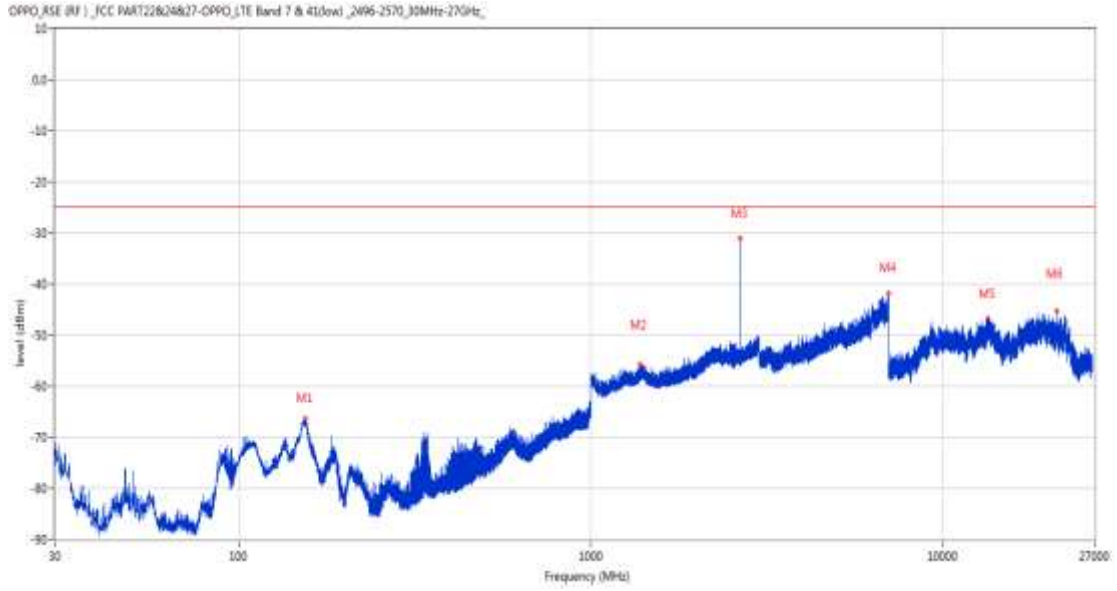


Frequency (MHz)	Result (dBm)	Factor (dB)	PK Limit (dBm)	Over Limit (dB)	Table (o)	ANT	EUT	Verdict
832.142	-46.44	2.46	-13.0	-33.44	346.00	Vertical	Horizontal	N/A
885.831	-34.51	3.11	-13.0	-21.51	290.00	Vertical	Horizontal	N/A
1415.800	-56.55	-4.35	-13.0	-43.55	148.00	Vertical	Horizontal	Pass
3154.400	-50.05	2.65	-13.0	-37.05	111.00	Vertical	Horizontal	Pass
6997.400	-42.08	13.61	-13.0	-29.08	76.00	Vertical	Horizontal	Pass
9161.800	-41.54	14.66	-13.0	-28.54	341.00	Vertical	Horizontal	Pass

# 11 LTE Band 7

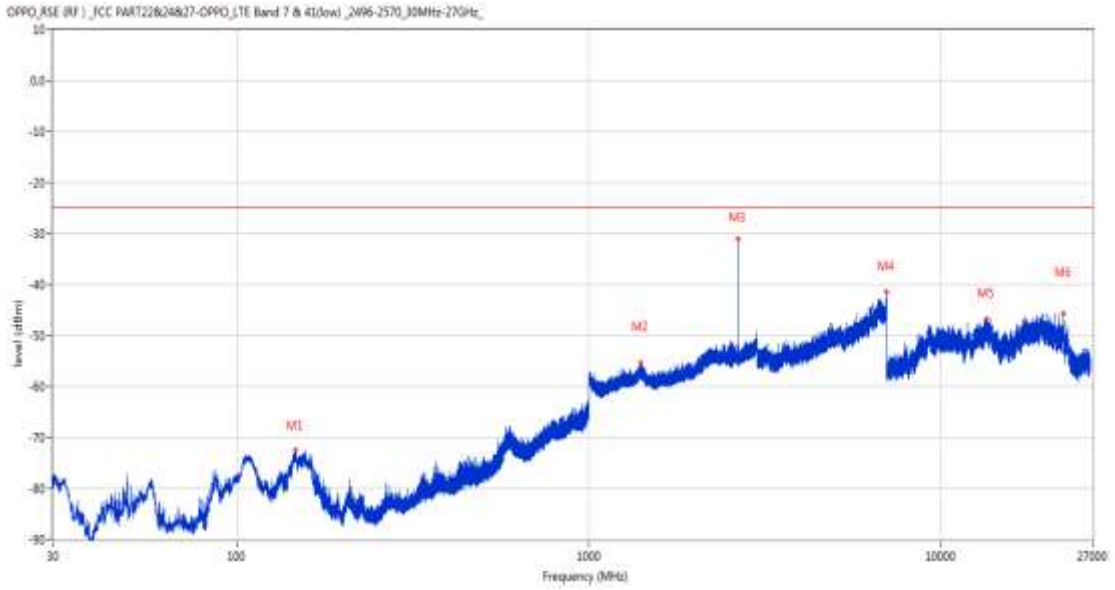
## 11.1 LTE Band 7 BW5, Middle Channel

RSE-H&H LTE Band 7 BW5 CH21100



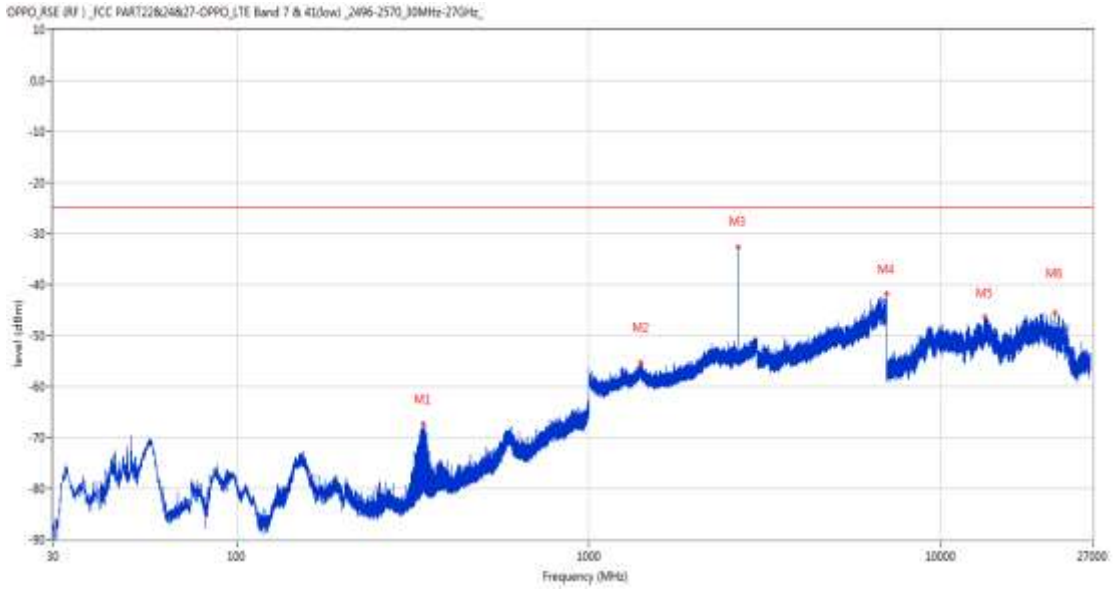
Frequency (MHz)	Result (dBm)	Factor (dB)	PK Limit (dBm)	Over Limit (dB)	Table (o)	ANT	EUT	Verdict
154.451	-66.39	-14.41	-25.0	-41.39	0.00	Horizontal	Horizontal	Pass
1381.000	-55.74	-2.63	-25.0	-30.74	200.00	Horizontal	Horizontal	Pass
2655.400	-30.95	1.37	-25.0	-5.95	236.00	Horizontal	Horizontal	N/A
6998.600	-41.89	13.64	-25.0	-16.89	298.00	Horizontal	Horizontal	Pass
13413.862	-46.70	10.89	-25.0	-21.70	117.00	Horizontal	Horizontal	Pass
21033.650	-45.27	14.51	-25.0	-20.27	267.00	Horizontal	Horizontal	Pass

RSE-H&V LTE Band 7 BW5 CH21100



Frequency (MHz)	Result (dBm)	Factor (dB)	PK Limit (dBm)	Over Limit (dB)	Table (o)	ANT	EUT	Verdict
146.158	-72.53	-15.20	-25.0	-47.53	26.00	Horizontal	Vertical	Pass
1404.800	-55.27	-2.32	-25.0	-30.27	347.00	Horizontal	Vertical	Pass
2653.600	-31.04	1.42	-25.0	-6.04	236.00	Horizontal	Vertical	N/A
6989.000	-41.46	13.46	-25.0	-16.46	187.00	Horizontal	Vertical	Pass
13454.287	-46.77	11.49	-25.0	-21.77	303.00	Horizontal	Vertical	Pass
22231.724	-45.64	14.90	-25.0	-20.64	28.00	Horizontal	Vertical	Pass

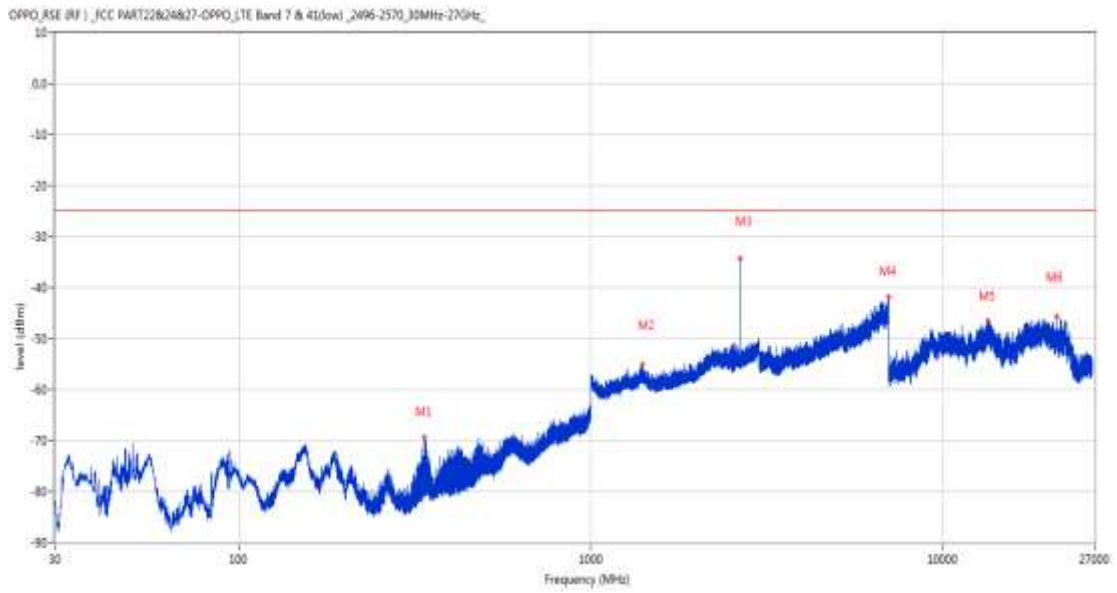
RSE-V&V LTE Band 7 BW5 CH21100



Frequency (MHz)	Result (dBm)	Factor (dB)	PK Limit (dBm)	Over Limit (dB)	Table (o)	ANT	EUT	Verdict
338.606	-67.43	-9.70	-25.0	-42.43	360.00	Vertical	Vertical	Pass
1402.000	-55.27	-2.26	-25.0	-30.27	140.00	Vertical	Vertical	Pass
2654.100	-32.71	1.43	-25.0	-7.71	82.00	Vertical	Vertical	N/A
6993.200	-41.81	13.64	-25.0	-16.81	119.00	Vertical	Vertical	Pass
13331.174	-46.41	10.86	-25.0	-21.41	353.00	Vertical	Vertical	Pass
21034.500	-45.57	14.51	-25.0	-20.57	352.00	Vertical	Vertical	Pass



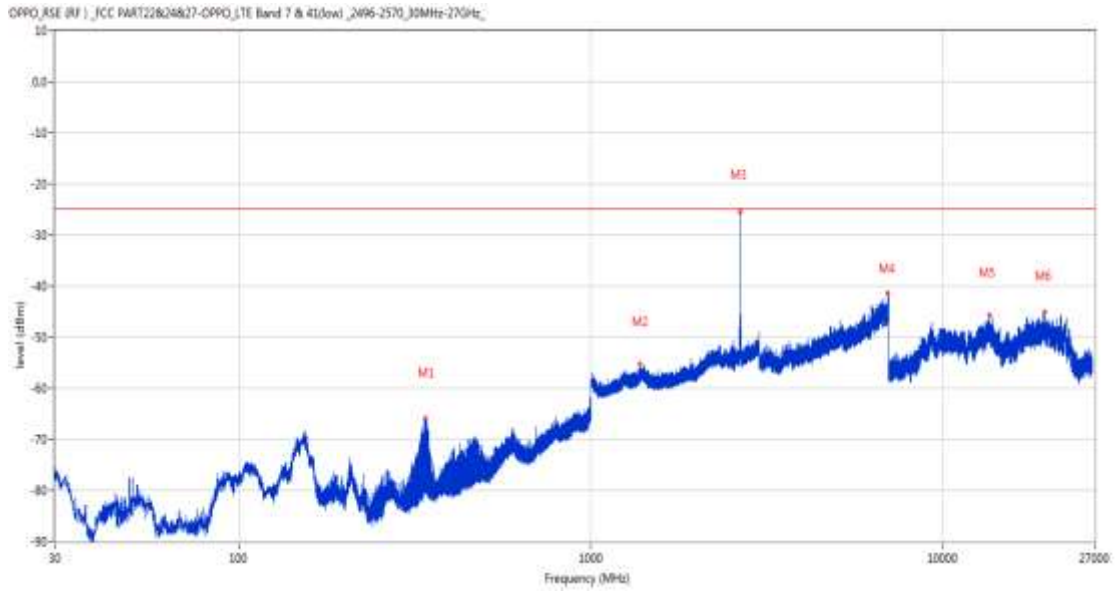
RSE-V&H LTE Band 7 BW5 CH21100



Frequency (MHz)	Result (dBm)	Factor (dB)	PK Limit (dBm)	Over Limit (dB)	Table (o)	ANT	EUT	Verdict
337.005	-69.32	-9.83	-25.0	-44.32	305.00	Vertical	Horizontal	Pass
1399.700	-55.13	-2.18	-25.0	-30.13	139.00	Vertical	Horizontal	Pass
2653.500	-34.36	1.42	-25.0	-9.36	113.00	Vertical	Horizontal	N/A
6994.800	-41.85	13.59	-25.0	-16.85	55.00	Vertical	Horizontal	Pass
13422.000	-46.63	11.01	-25.0	-21.63	304.00	Vertical	Horizontal	Pass
21046.401	-45.79	14.51	-25.0	-20.79	138.00	Vertical	Horizontal	Pass

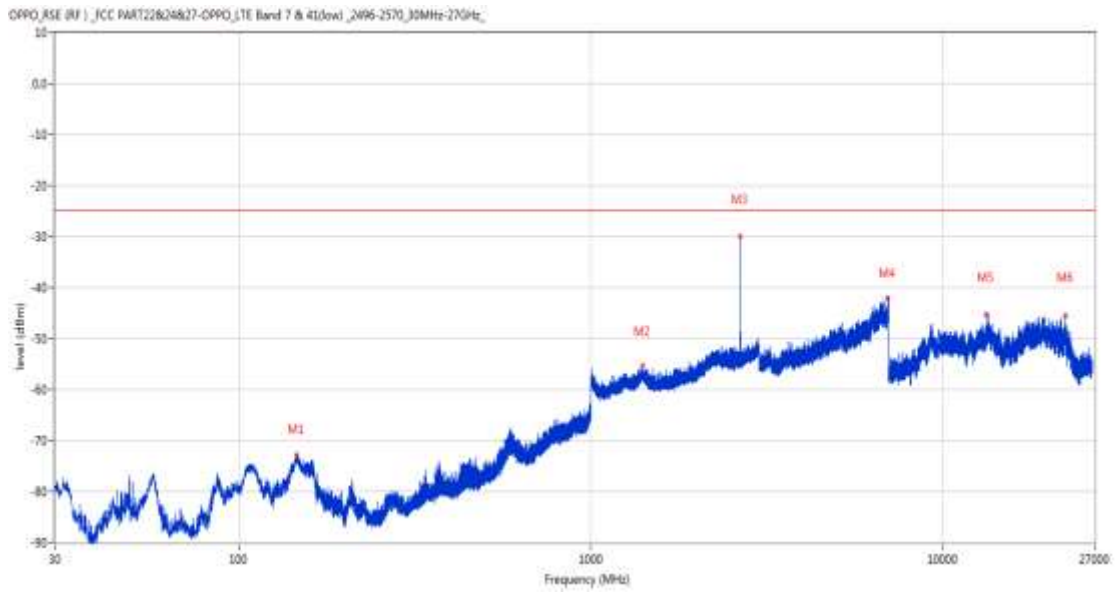
## 11.2 LTE Band 7 BW10, Middle Channel

RSE-H&H LTE Band 7 BW10 CH21100



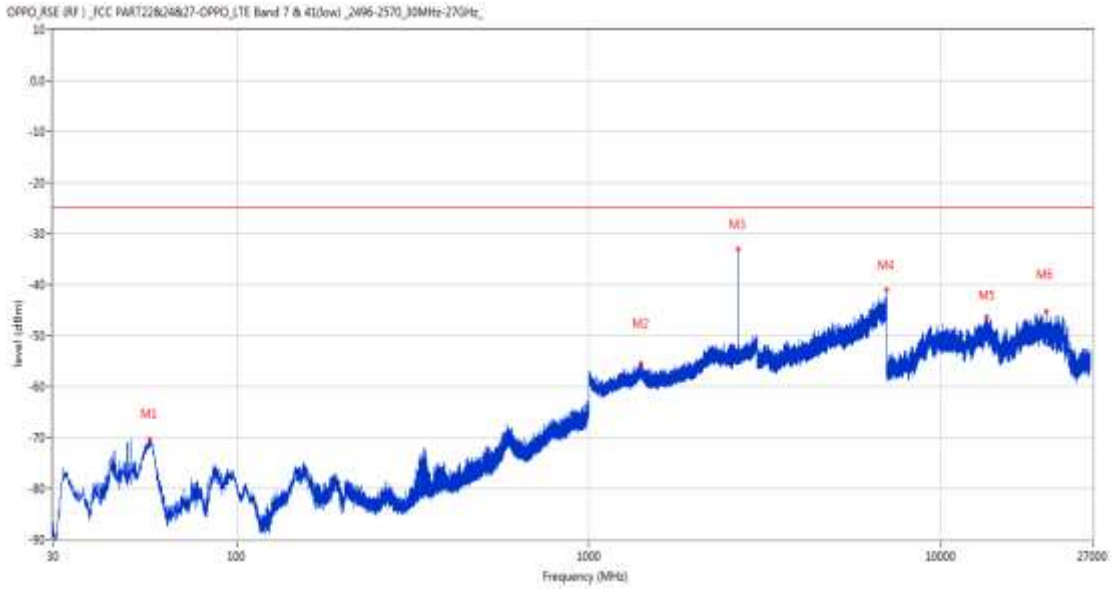
Frequency (MHz)	Result (dBm)	Factor (dB)	PK Limit (dBm)	Over Limit (dB)	Table (o)	ANT	EUT	Verdict
338.606	-65.99	-9.70	-25.0	-40.99	119.00	Horizontal	Horizontal	Pass
1377.500	-55.30	-2.70	-25.0	-30.30	221.00	Horizontal	Horizontal	Pass
2652.400	-25.59	1.39	-25.0	-0.59	236.00	Horizontal	Horizontal	N/A
6982.200	-41.38	13.88	-25.0	-16.38	262.00	Horizontal	Horizontal	Pass
13538.025	-45.71	10.44	-25.0	-20.71	329.00	Horizontal	Horizontal	Pass
19453.073	-45.19	14.29	-25.0	-20.19	160.00	Horizontal	Horizontal	Pass

RSE-H&V LTE Band 7 BW10 CH21100



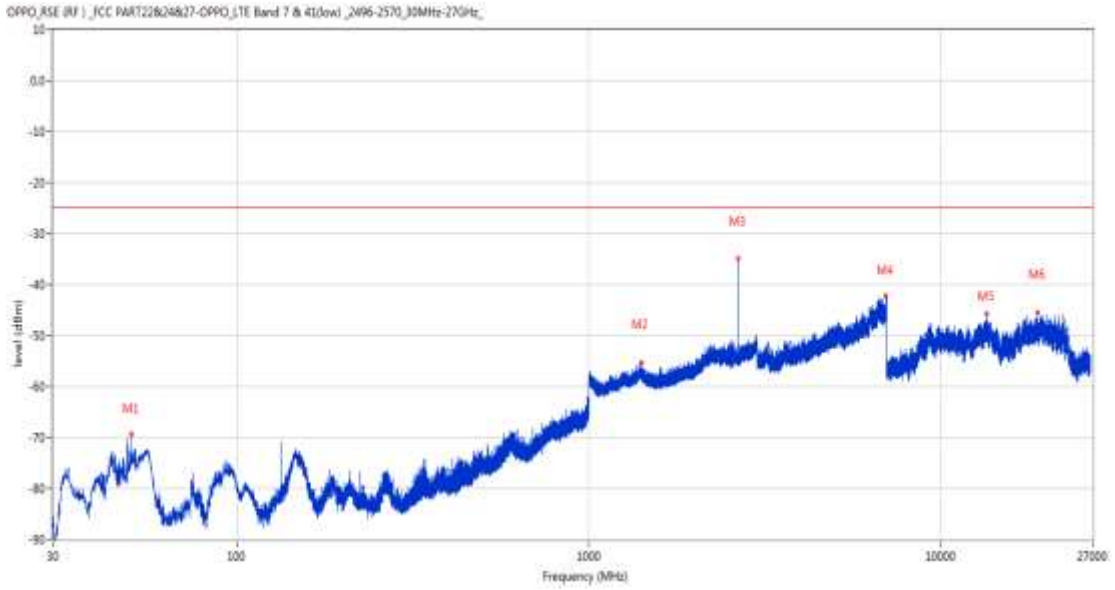
Frequency (MHz)	Result (dBm)	Factor (dB)	PK Limit (dBm)	Over Limit (dB)	Table (o)	ANT	EUT	Verdict
145.672	-72.93	-15.24	-25.0	-47.93	192.00	Horizontal	Vertical	Pass
1399.800	-55.30	-2.18	-25.0	-30.30	266.00	Horizontal	Vertical	Pass
2656.100	-30.02	1.33	-25.0	-5.02	239.00	Horizontal	Vertical	N/A
6984.600	-42.00	13.74	-25.0	-17.00	0.00	Horizontal	Vertical	Pass
13279.988	-45.33	10.16	-25.0	-20.33	35.00	Horizontal	Vertical	Pass
22224.075	-45.52	14.89	-25.0	-20.52	146.00	Horizontal	Vertical	Pass

RSE-V&V LTE Band 7 BW10 CH21100



Frequency (MHz)	Result (dBm)	Factor (dB)	PK Limit (dBm)	Over Limit (dB)	Table (o)	ANT	EUT	Verdict
56.384	-70.40	-16.85	-25.0	-45.40	161.00	Vertical	Vertical	Pass
1398.600	-55.48	-2.17	-25.0	-30.48	86.00	Vertical	Vertical	Pass
2650.700	-33.14	1.41	-25.0	-8.14	86.00	Vertical	Vertical	N/A
6998.800	-41.00	13.64	-25.0	-16.00	156.00	Vertical	Vertical	Pass
13451.400	-46.41	11.51	-25.0	-21.41	103.00	Vertical	Vertical	Pass
19900.176	-45.28	16.21	-25.0	-20.28	245.00	Vertical	Vertical	Pass

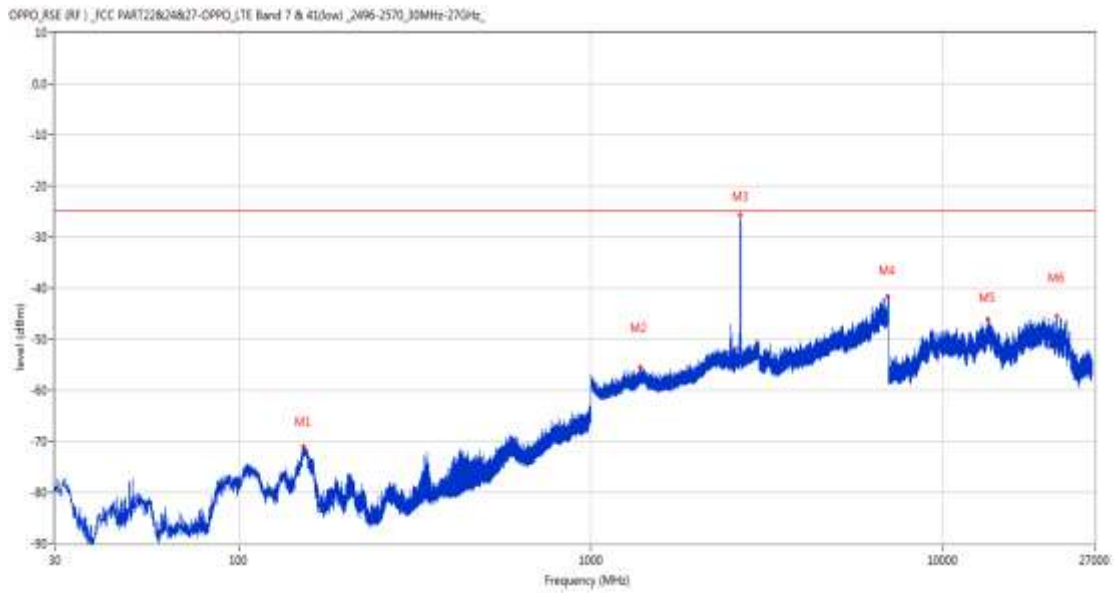
RSE-V&H LTE Band 7 BW10 CH21100



Frequency (MHz)	Result (dBm)	Factor (dB)	PK Limit (dBm)	Over Limit (dB)	Table (o)	ANT	EUT	Verdict
50.079	-69.32	-15.55	-25.0	-44.32	163.00	Vertical	Horizontal	Pass
1408.000	-55.26	-2.43	-25.0	-30.26	156.00	Vertical	Horizontal	Pass
2651.100	-34.84	1.40	-25.0	-9.84	109.00	Vertical	Horizontal	N/A
6972.000	-42.17	13.63	-25.0	-17.17	195.00	Vertical	Horizontal	Pass
13460.325	-45.81	11.44	-25.0	-20.81	268.00	Vertical	Horizontal	Pass
18776.900	-45.61	12.77	-25.0	-20.61	247.00	Vertical	Horizontal	Pass

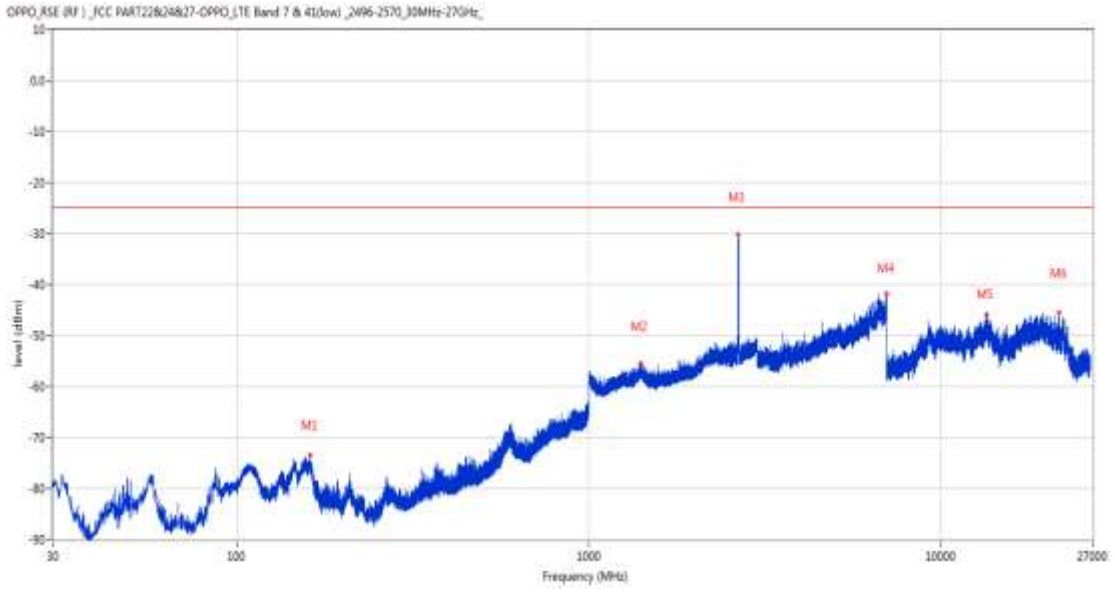
### 11.3 LTE Band 7 BW15, Middle Channel

RSE-H&H LTE Band 7 BW15 CH21100



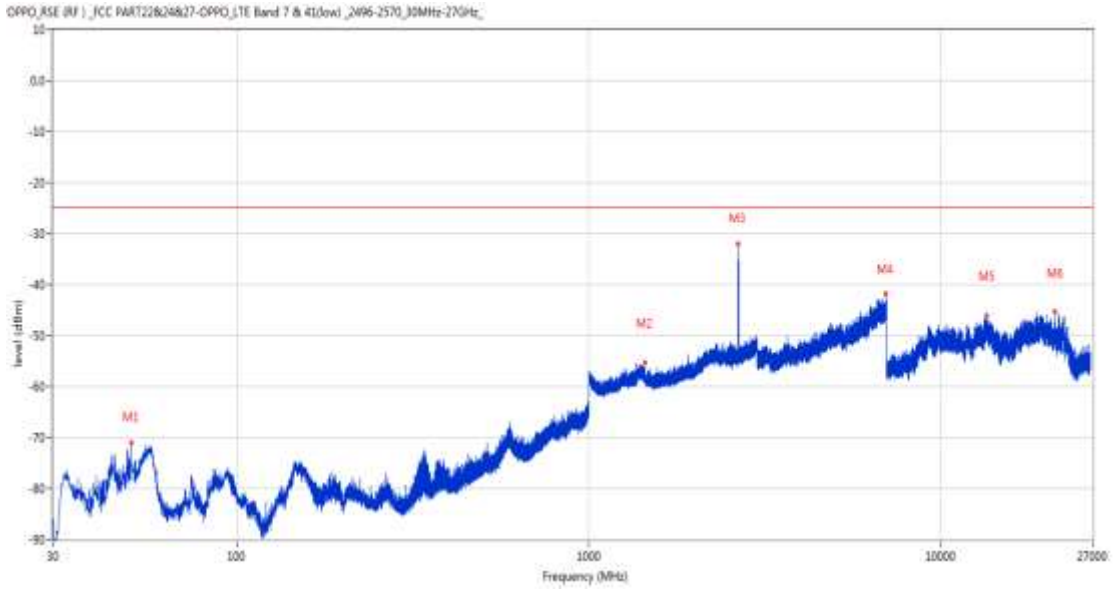
Frequency (MHz)	Result (dBm)	Factor (dB)	PK Limit (dBm)	Over Limit (dB)	Table (o)	ANT	EUT	Verdict
152.220	-70.98	-14.47	-25.0	-45.98	156.00	Horizontal	Horizontal	Pass
1377.000	-55.61	-2.71	-25.0	-30.61	271.00	Horizontal	Horizontal	Pass
2652.100	-25.73	1.38	-25.0	-0.73	236.00	Horizontal	Horizontal	N/A
6985.400	-41.72	13.70	-25.0	-16.72	84.00	Horizontal	Horizontal	Pass
13441.950	-46.13	11.34	-25.0	-21.13	122.00	Horizontal	Horizontal	Pass
21037.474	-45.41	14.51	-25.0	-20.41	42.00	Horizontal	Horizontal	Pass

RSE-H&V LTE Band 7 BW15 CH21100



Frequency (MHz)	Result (dBm)	Factor (dB)	PK Limit (dBm)	Over Limit (dB)	Table (o)	ANT	EUT	Verdict
161.338	-73.52	-14.54	-25.0	-48.52	360.00	Horizontal	Vertical	Pass
1401.500	-55.61	-2.25	-25.0	-30.61	334.00	Horizontal	Vertical	Pass
2651.400	-30.22	1.40	-25.0	-5.22	231.00	Horizontal	Vertical	N/A
6995.600	-41.93	13.55	-25.0	-16.93	5.00	Horizontal	Vertical	Pass
13475.287	-45.94	11.17	-25.0	-20.94	0.00	Horizontal	Vertical	Pass
21634.175	-45.51	14.70	-25.0	-20.51	112.00	Horizontal	Vertical	Pass

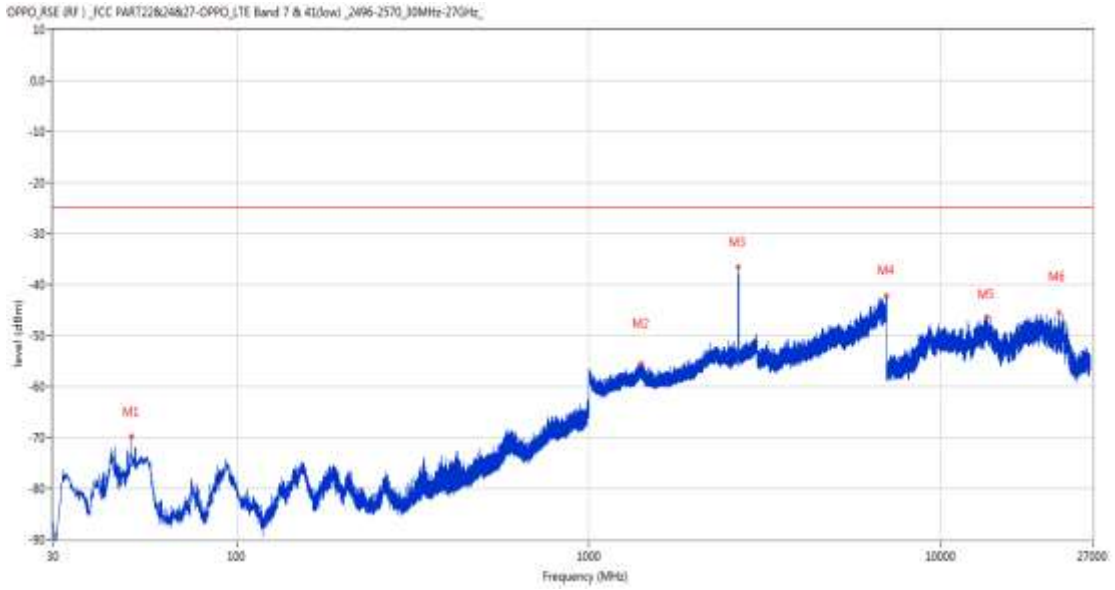
RSE-V&V LTE Band 7 BW15 CH21100



Frequency (MHz)	Result (dBm)	Factor (dB)	PK Limit (dBm)	Over Limit (dB)	Table (o)	ANT	EUT	Verdict
50.127	-71.01	-15.55	-25.0	-46.01	132.00	Vertical	Vertical	Pass
1438.400	-55.31	-3.33	-25.0	-30.31	177.00	Vertical	Vertical	Pass
2650.000	-32.14	1.42	-25.0	-7.14	87.00	Vertical	Vertical	N/A
6983.400	-41.88	13.86	-25.0	-16.88	230.00	Vertical	Vertical	Pass
13504.425	-46.16	10.67	-25.0	-21.16	34.00	Vertical	Vertical	Pass
21034.926	-45.24	14.51	-25.0	-20.24	296.00	Vertical	Vertical	Pass



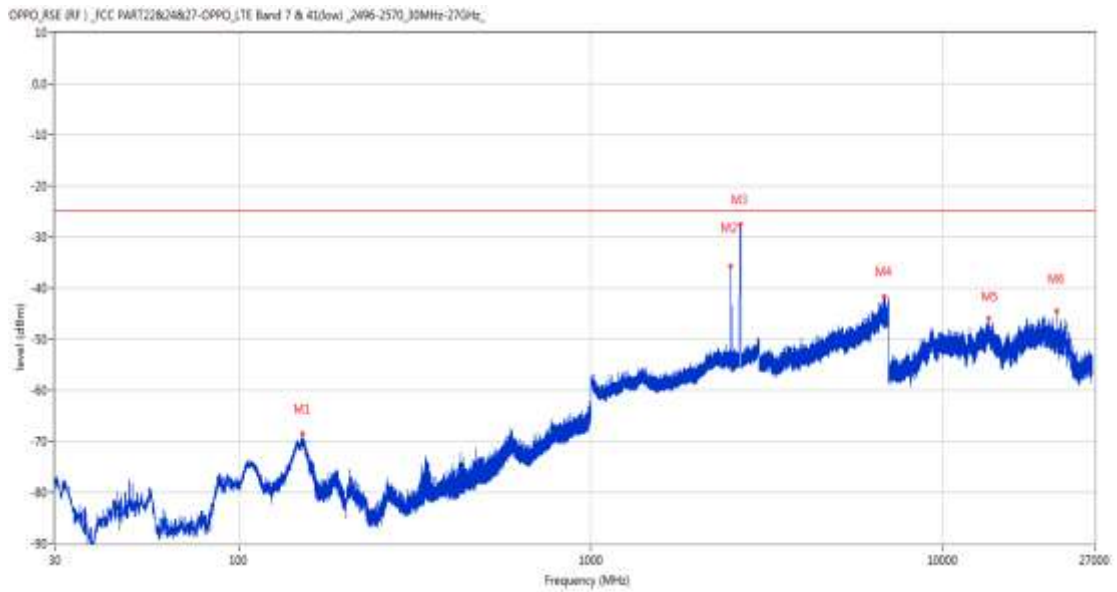
RSE-V&H LTE Band 7 BW15 CH21100



Frequency (MHz)	Result (dBm)	Factor (dB)	PK Limit (dBm)	Over Limit (dB)	Table (o)	ANT	EUT	Verdict
50.127	-69.81	-15.55	-25.0	-44.81	176.00	Vertical	Horizontal	Pass
1412.200	-55.46	-2.58	-25.0	-30.46	224.00	Vertical	Horizontal	Pass
2652.600	-36.53	1.39	-25.0	-11.53	110.00	Vertical	Horizontal	N/A
6999.200	-42.32	13.65	-25.0	-17.32	0.00	Vertical	Horizontal	Pass
13453.500	-46.25	11.49	-25.0	-21.25	155.00	Vertical	Horizontal	Pass
21611.225	-45.42	14.70	-25.0	-20.42	169.00	Vertical	Horizontal	Pass

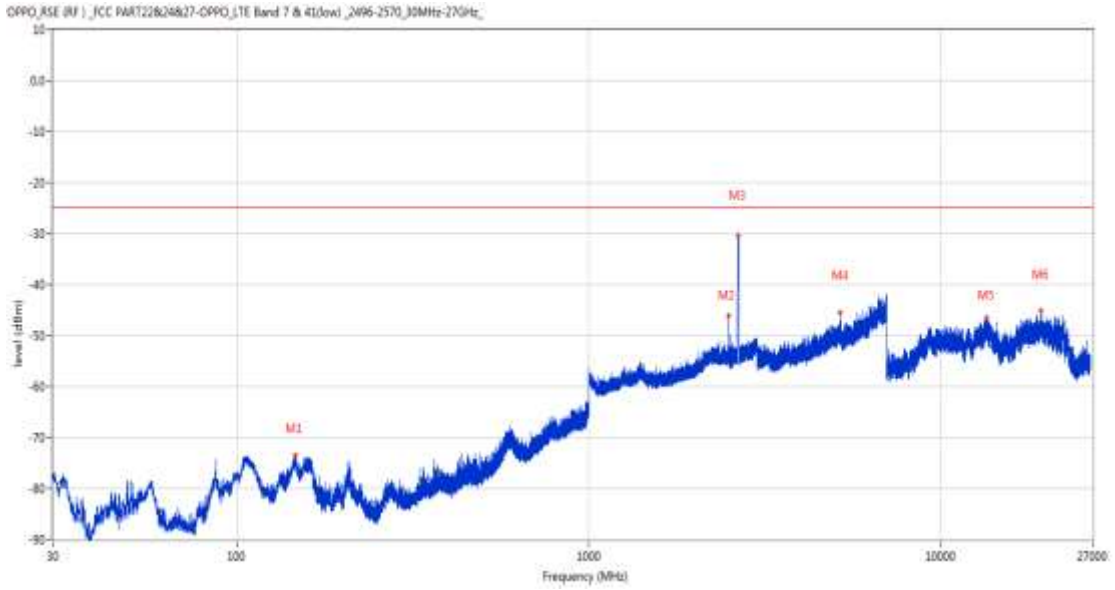
## 11.4 LTE Band 7 BW20, Middle Channel

RSE-H&H LTE Band 7 BW20 CH21100



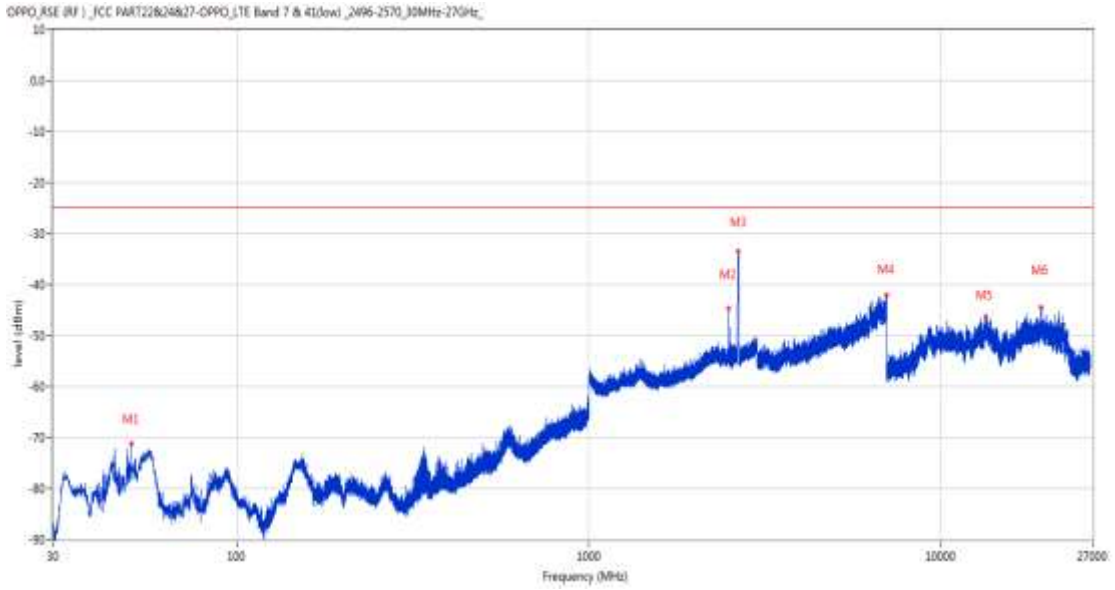
Frequency (MHz)	Result (dBm)	Factor (dB)	PK Limit (dBm)	Over Limit (dB)	Table (o)	ANT	EUT	Verdict
151.589	-68.47	-14.47	-25.0	-43.47	156.00	Horizontal	Horizontal	Pass
2490.300	-35.81	1.66	-25.0	-10.81	323.00	Horizontal	Horizontal	N/A
2648.700	-27.57	1.43	-25.0	-2.57	238.00	Horizontal	Horizontal	N/A
6793.000	-41.66	12.27	-25.0	-16.66	184.00	Horizontal	Horizontal	Pass
13464.001	-45.94	11.38	-25.0	-20.94	329.00	Horizontal	Horizontal	Pass
21025.575	-44.48	14.51	-25.0	-19.48	154.00	Horizontal	Horizontal	Pass

RSE-H&V LTE Band 7 BW20 CH21100



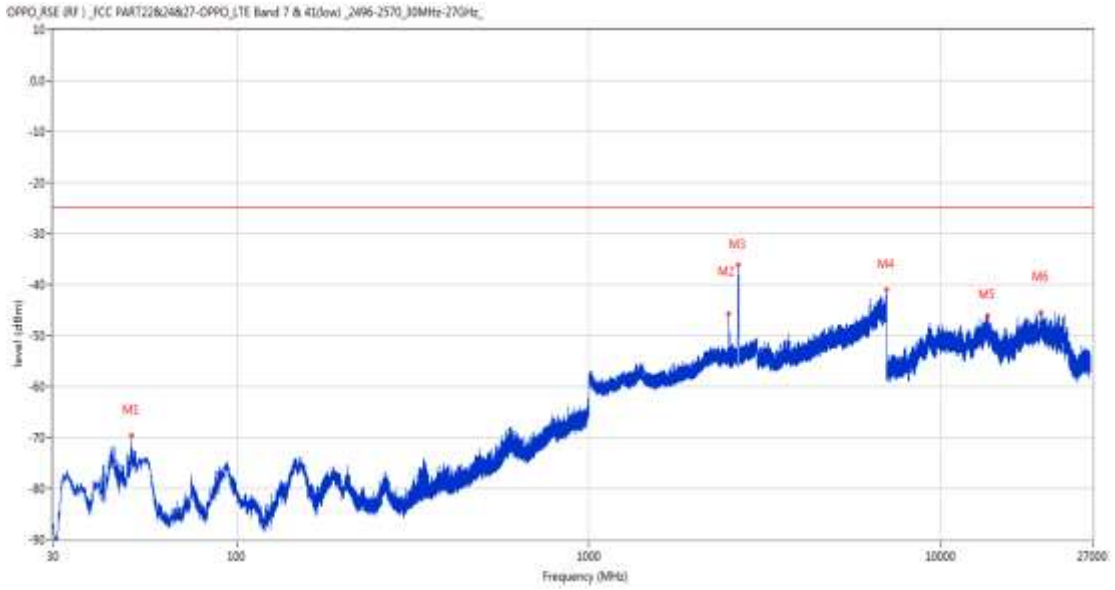
Frequency (MHz)	Result (dBm)	Factor (dB)	PK Limit (dBm)	Over Limit (dB)	Table (o)	ANT	EUT	Verdict
146.740	-73.44	-15.16	-25.0	-48.44	66.00	Horizontal	Vertical	Pass
2490.700	-46.14	1.67	-25.0	-21.14	207.00	Horizontal	Vertical	N/A
2651.400	-30.40	1.40	-25.0	-5.40	237.00	Horizontal	Vertical	N/A
5153.200	-45.56	7.41	-25.0	-20.56	356.00	Horizontal	Vertical	Pass
13466.888	-46.50	11.33	-25.0	-21.50	123.00	Horizontal	Vertical	Pass
19289.025	-45.18	15.26	-25.0	-20.18	97.00	Horizontal	Vertical	Pass

RSE-V&V LTE Band 7 BW20 CH21100



Frequency (MHz)	Result (dBm)	Factor (dB)	PK Limit (dBm)	Over Limit (dB)	Table (o)	ANT	EUT	Verdict
50.127	-71.29	-15.55	-25.0	-46.29	240.00	Vertical	Vertical	Pass
2490.400	-44.67	1.66	-25.0	-19.67	316.00	Vertical	Vertical	N/A
2649.200	-33.49	1.42	-25.0	-8.49	98.00	Vertical	Vertical	N/A
6997.800	-42.13	13.63	-25.0	-17.13	5.00	Vertical	Vertical	Pass
13428.037	-46.33	11.11	-25.0	-21.33	118.00	Vertical	Vertical	Pass
19287.325	-44.48	15.25	-25.0	-19.48	222.00	Vertical	Vertical	Pass

RSE-V&H LTE Band 7 BW20 CH21100

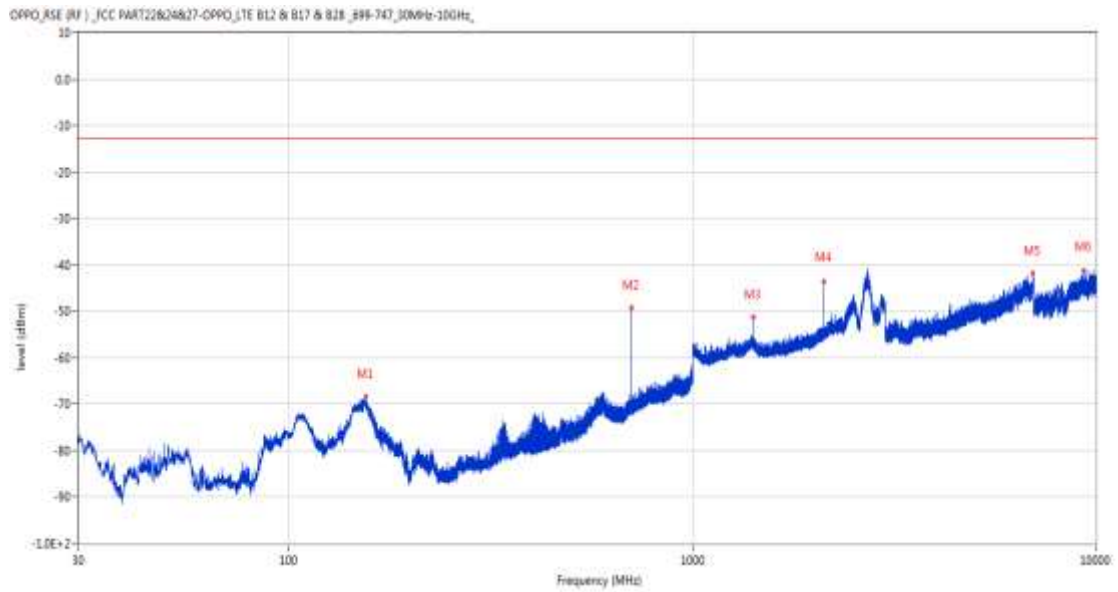


Frequency (MHz)	Result (dBm)	Factor (dB)	PK Limit (dBm)	Over Limit (dB)	Table (o)	ANT	EUT	Verdict
50.127	-69.56	-15.55	-25.0	-44.56	136.00	Vertical	Horizontal	Pass
2490.400	-45.76	1.66	-25.0	-20.76	360.00	Vertical	Horizontal	N/A
2649.800	-36.19	1.42	-25.0	-11.19	107.00	Vertical	Horizontal	N/A
6998.400	-40.92	13.63	-25.0	-15.92	189.00	Vertical	Horizontal	Pass
13564.013	-46.17	10.63	-25.0	-21.17	0.00	Vertical	Horizontal	Pass
19254.176	-45.53	14.29	-25.0	-20.53	0.00	Vertical	Horizontal	Pass

## 12 LTE Band 12

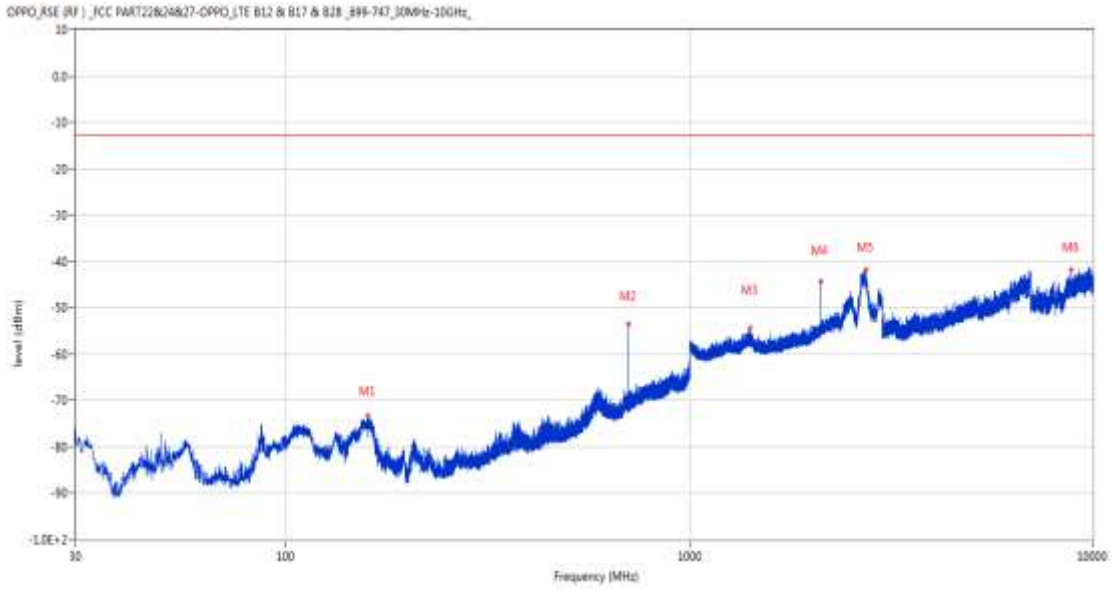
### 12.1 LTE Band 12 BW1.4, Middle Channel

RSE-H&H LTE Band 12 BW1.4 CH23095



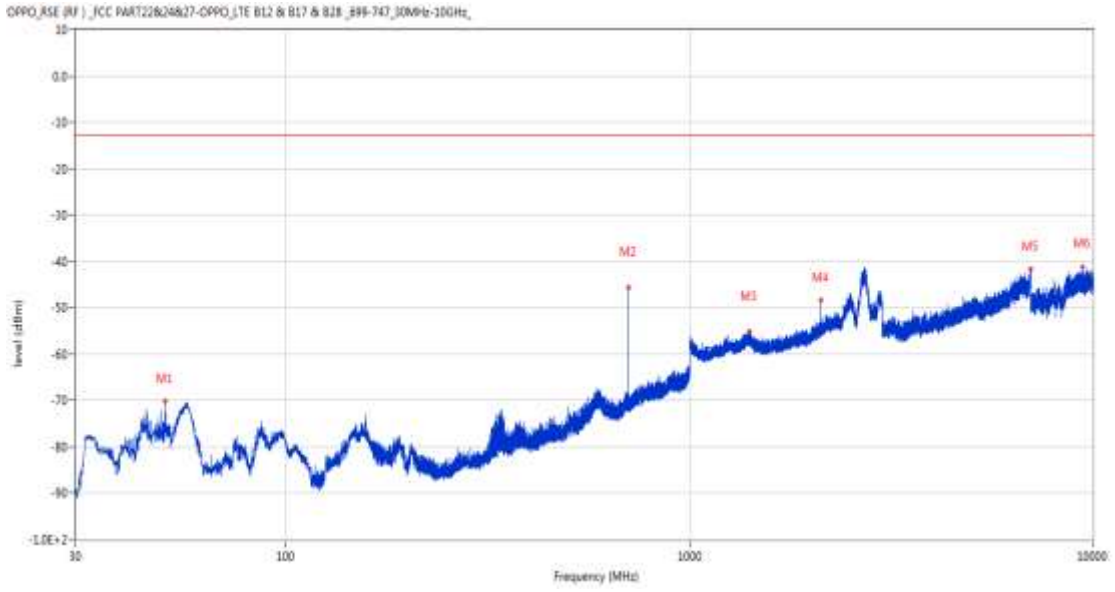
Frequency (MHz)	Result (dBm)	Factor (dB)	PK Limit (dBm)	Over Limit (dB)	Table (o)	ANT	EUT	Verdict
154.936	-68.45	-14.27	-13.0	-55.45	5.00	Horizontal	Horizontal	Pass
707.011	-49.26	1.15	-13.0	-36.26	72.00	Horizontal	Horizontal	N/A
1414.100	-51.26	-2.29	-13.0	-38.26	165.00	Horizontal	Horizontal	Pass
2121.100	-43.71	-0.49	-13.0	-30.71	179.00	Horizontal	Horizontal	Pass
6990.600	-41.94	13.48	-13.0	-28.94	233.00	Horizontal	Horizontal	Pass
9337.900	-41.22	15.23	-13.0	-28.22	260.00	Horizontal	Horizontal	Pass

RSE-H&V LTE Band 12 BW1.4 CH23095



Frequency (MHz)	Result (dBm)	Factor (dB)	PK Limit (dBm)	Over Limit (dB)	Table (o)	ANT	EUT	Verdict
159.301	-73.34	-14.41	-13.0	-60.34	10.00	Horizontal	Vertical	Pass
707.109	-53.62	1.15	-13.0	-40.62	186.00	Horizontal	Vertical	N/A
1413.900	-54.53	-2.29	-13.0	-41.53	9.00	Horizontal	Vertical	Pass
2121.100	-44.37	-0.49	-13.0	-31.37	171.00	Horizontal	Vertical	Pass
2733.300	-41.95	13.66	-13.0	-28.95	9.00	Horizontal	Vertical	Pass
8834.950	-41.92	15.21	-13.0	-28.92	111.00	Horizontal	Vertical	Pass

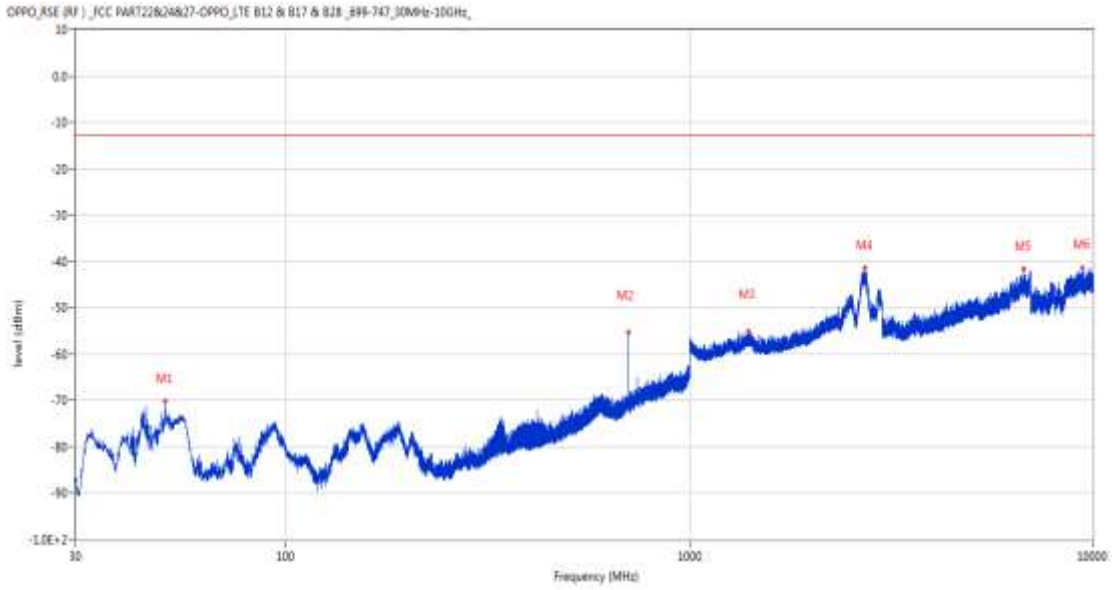
RSE-V&V LTE Band 12 BW1.4 CH23095



Frequency (MHz)	Result (dBm)	Factor (dB)	PK Limit (dBm)	Over Limit (dB)	Table (o)	ANT	EUT	Verdict
50.127	-70.10	-15.58	-13.0	-57.10	149.00	Vertical	Vertical	Pass
707.011	-45.74	1.15	-13.0	-32.74	181.00	Vertical	Vertical	N/A
1409.000	-55.19	-2.08	-13.0	-42.19	47.00	Vertical	Vertical	Pass
2121.100	-48.35	-0.49	-13.0	-35.35	284.00	Vertical	Vertical	Pass
6998.200	-41.64	13.63	-13.0	-28.64	0.00	Vertical	Vertical	Pass
9430.150	-41.16	16.27	-13.0	-28.16	360.00	Vertical	Vertical	Pass



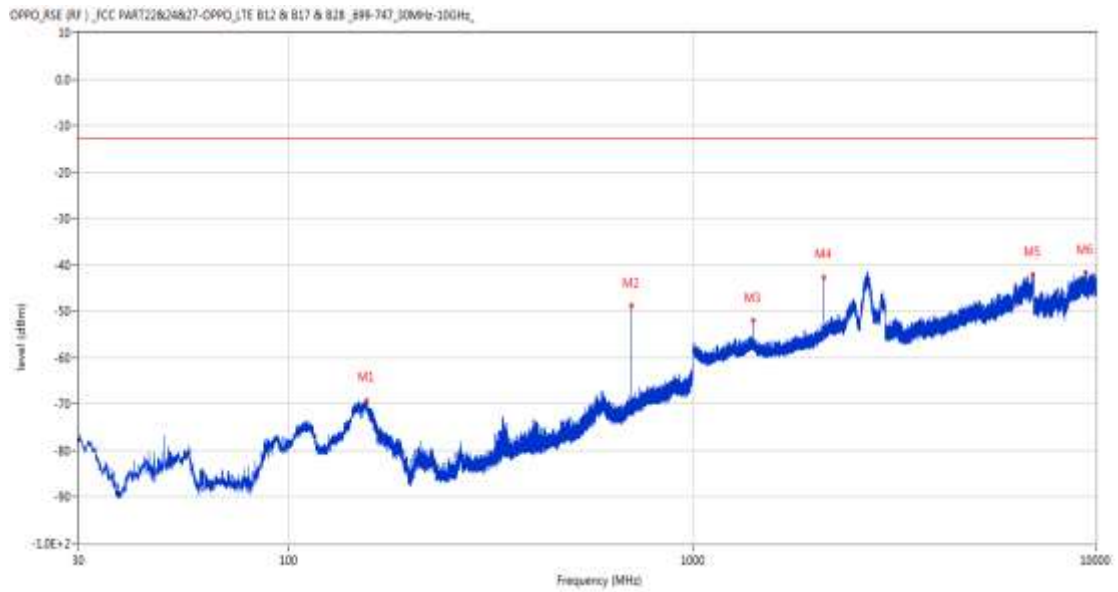
RSE-V&H LTE Band 12 BW1.4 CH23095



Frequency (MHz)	Result (dBm)	Factor (dB)	PK Limit (dBm)	Over Limit (dB)	Table (o)	ANT	EUT	Verdict
50.079	-70.25	-15.57	-13.0	-57.25	216.00	Vertical	Horizontal	Pass
707.060	-55.37	1.15	-13.0	-42.37	45.00	Vertical	Horizontal	N/A
1401.400	-55.17	-1.73	-13.0	-42.17	226.00	Vertical	Horizontal	Pass
2724.100	-41.47	13.82	-13.0	-28.47	292.00	Vertical	Horizontal	Pass
6732.000	-41.73	11.72	-13.0	-28.73	29.00	Vertical	Horizontal	Pass
9447.850	-41.33	16.68	-13.0	-28.33	161.00	Vertical	Horizontal	Pass

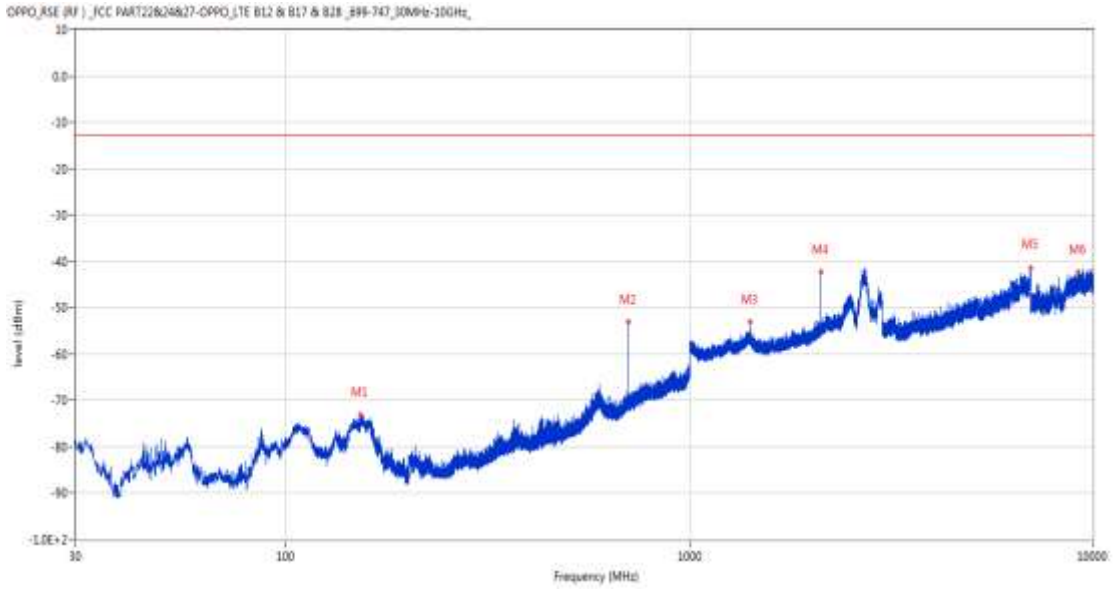
## 12.2 LTE Band 12 BW3, Middle Channel

RSE-H&H LTE Band 12 BW3 CH23095



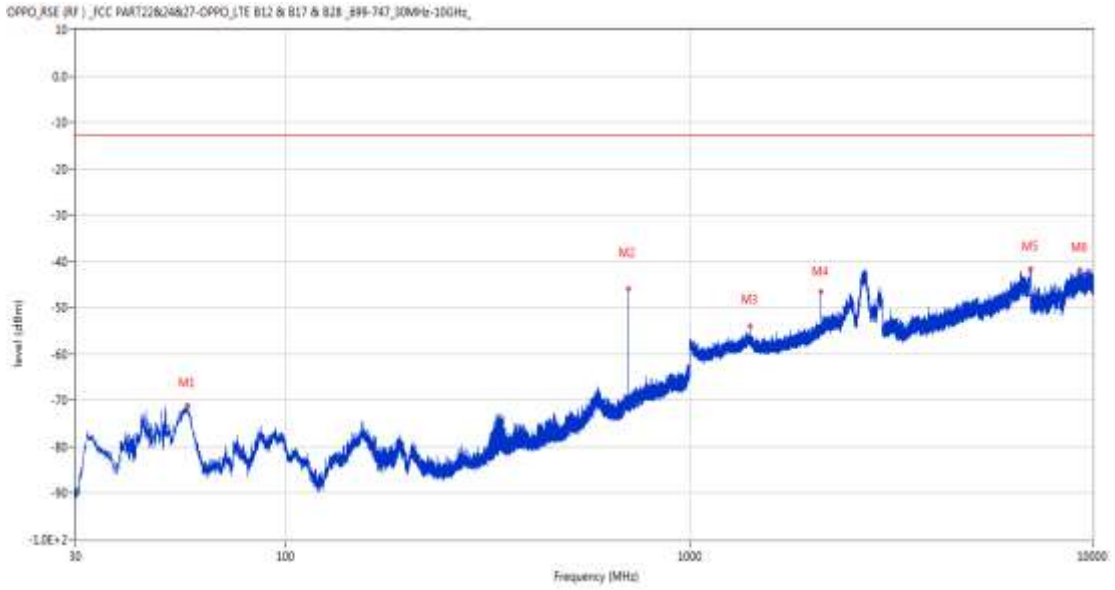
Frequency (MHz)	Result (dBm)	Factor (dB)	PK Limit (dBm)	Over Limit (dB)	Table (o)	ANT	EUT	Verdict
155.566	-69.18	-14.29	-13.0	-56.18	0.00	Horizontal	Horizontal	Pass
706.284	-48.81	1.12	-13.0	-35.81	80.00	Horizontal	Horizontal	N/A
1412.400	-52.01	-2.20	-13.0	-39.01	172.00	Horizontal	Horizontal	Pass
2118.600	-42.80	-0.31	-13.0	-29.80	172.00	Horizontal	Horizontal	Pass
6987.400	-41.99	13.65	-13.0	-28.99	151.00	Horizontal	Horizontal	Pass
9435.250	-41.69	16.37	-13.0	-28.69	11.00	Horizontal	Horizontal	Pass

RSE-H&V LTE Band 12 BW3 CH23095



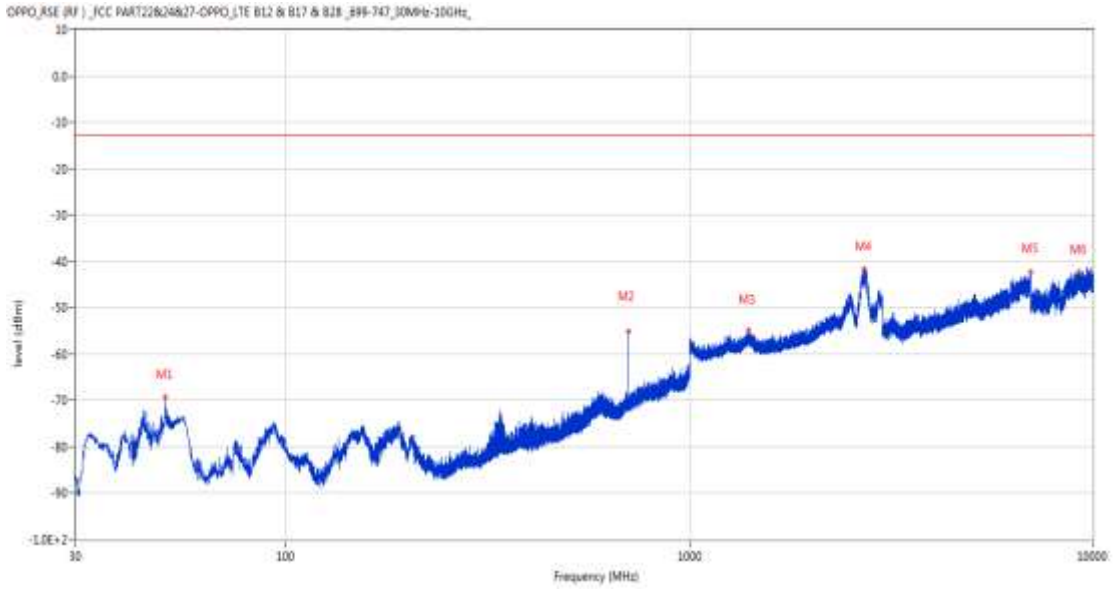
Frequency (MHz)	Result (dBm)	Factor (dB)	PK Limit (dBm)	Over Limit (dB)	Table (o)	ANT	EUT	Verdict
152.608	-72.97	-14.32	-13.0	-59.97	0.00	Horizontal	Vertical	Pass
706.235	-53.05	1.12	-13.0	-40.05	183.00	Horizontal	Vertical	N/A
1412.500	-53.19	-2.21	-13.0	-40.19	360.00	Horizontal	Vertical	Pass
2118.700	-42.40	-0.31	-13.0	-29.40	166.00	Horizontal	Vertical	Pass
6999.200	-41.38	13.65	-13.0	-28.38	36.00	Horizontal	Vertical	Pass
9203.951	-42.41	15.34	-13.0	-29.41	202.00	Horizontal	Vertical	Pass

RSE-V&V LTE Band 12 BW3 CH23095



Frequency (MHz)	Result (dBm)	Factor (dB)	PK Limit (dBm)	Over Limit (dB)	Table (o)	ANT	EUT	Verdict
56.869	-71.01	-16.86	-13.0	-58.01	108.00	Vertical	Vertical	Pass
706.187	-45.89	1.12	-13.0	-32.89	139.00	Vertical	Vertical	N/A
1412.600	-54.04	-2.22	-13.0	-41.04	119.00	Vertical	Vertical	Pass
2118.600	-46.67	-0.31	-13.0	-33.67	214.00	Vertical	Vertical	Pass
6999.200	-41.64	13.65	-13.0	-28.64	0.00	Vertical	Vertical	Pass
9292.750	-41.95	15.38	-13.0	-28.95	229.00	Vertical	Vertical	Pass

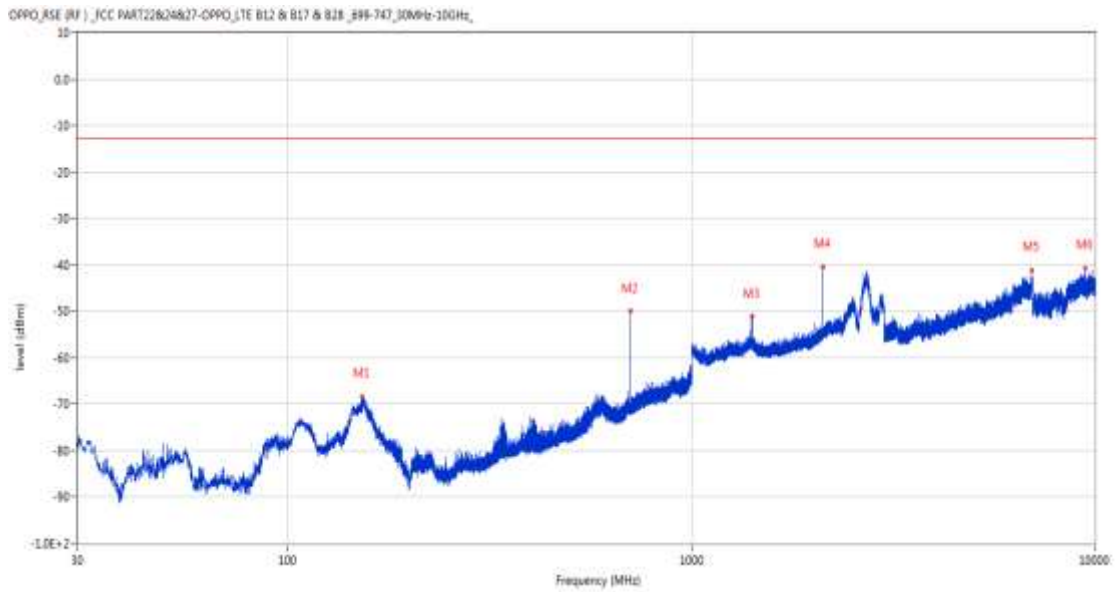
RSE-V&H LTE Band 12 BW3 CH23095



Frequency (MHz)	Result (dBm)	Factor (dB)	PK Limit (dBm)	Over Limit (dB)	Table (o)	ANT	EUT	Verdict
50.127	-69.25	-15.58	-13.0	-56.25	135.00	Vertical	Horizontal	Pass
706.187	-55.01	1.12	-13.0	-42.01	43.00	Vertical	Horizontal	N/A
1398.800	-54.95	-1.75	-13.0	-41.95	116.00	Vertical	Horizontal	Pass
2714.700	-41.70	12.25	-13.0	-28.70	37.00	Vertical	Horizontal	Pass
7000.000	-42.37	13.64	-13.0	-29.37	228.00	Vertical	Horizontal	Pass
9258.849	-42.39	15.17	-13.0	-29.39	97.00	Vertical	Horizontal	Pass

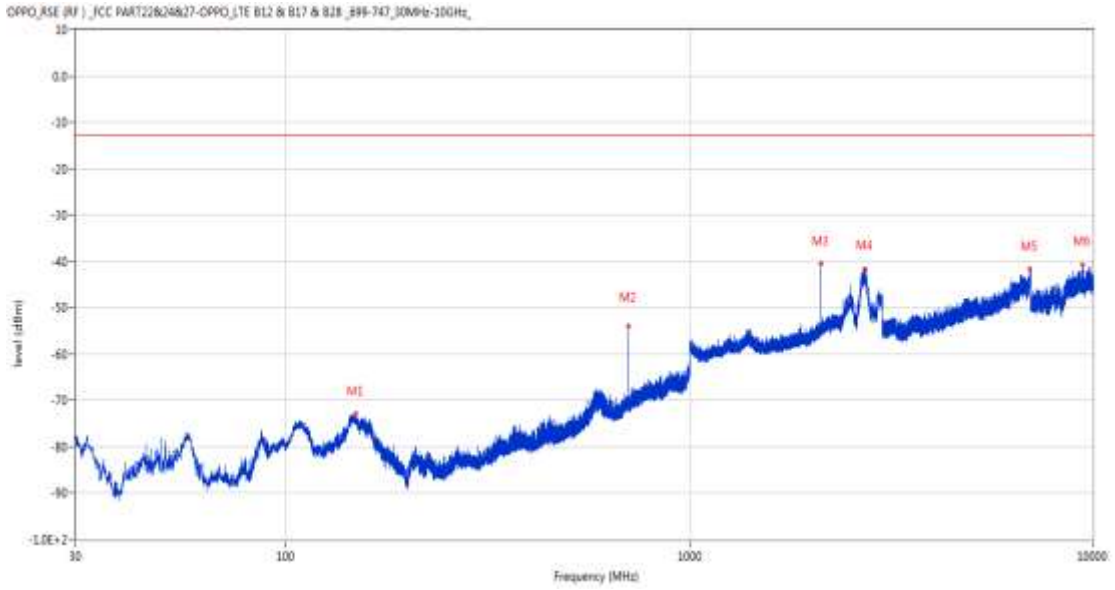
### 12.3 LTE Band 12 BW5, Middle Channel

RSE-H&H LTE Band 12 BW5 CH23095



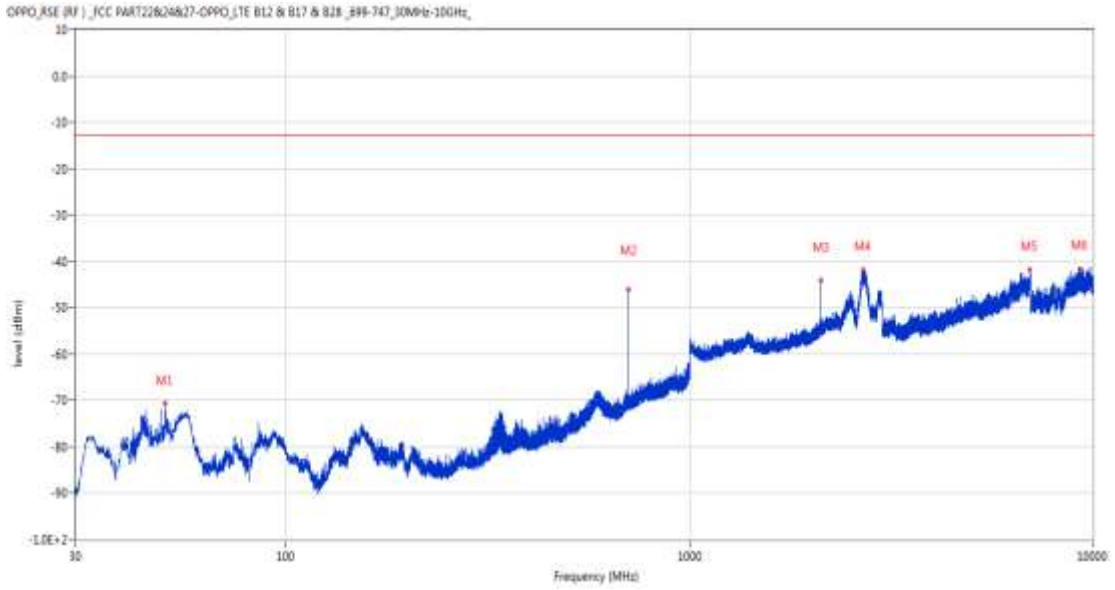
Frequency (MHz)	Result (dBm)	Factor (dB)	PK Limit (dBm)	Over Limit (dB)	Table (o)	ANT	EUT	Verdict
152.608	-68.36	-14.32	-13.0	-55.36	338.00	Horizontal	Horizontal	Pass
705.314	-49.91	1.09	-13.0	-36.91	84.00	Horizontal	Horizontal	N/A
1410.700	-51.06	-2.09	-13.0	-38.06	187.00	Horizontal	Horizontal	Pass
2115.900	-40.51	-0.24	-13.0	-27.51	174.00	Horizontal	Horizontal	Pass
6978.000	-41.14	13.90	-13.0	-28.14	240.00	Horizontal	Horizontal	Pass
9474.400	-40.80	16.19	-13.0	-27.80	320.00	Horizontal	Horizontal	Pass

RSE-H&V LTE Band 12 BW5 CH23095



Frequency (MHz)	Result (dBm)	Factor (dB)	PK Limit (dBm)	Over Limit (dB)	Table (o)	ANT	EUT	Verdict
148.631	-72.89	-14.69	-13.0	-59.89	187.00	Horizontal	Vertical	Pass
705.362	-53.94	1.09	-13.0	-40.94	187.00	Horizontal	Vertical	N/A
2115.900	-40.61	-0.24	-13.0	-27.61	176.00	Horizontal	Vertical	Pass
2717.500	-41.60	13.04	-13.0	-28.60	66.00	Horizontal	Vertical	Pass
6988.000	-41.65	13.58	-13.0	-28.65	14.00	Horizontal	Vertical	Pass
9448.300	-40.84	16.69	-13.0	-27.84	9.00	Horizontal	Vertical	Pass

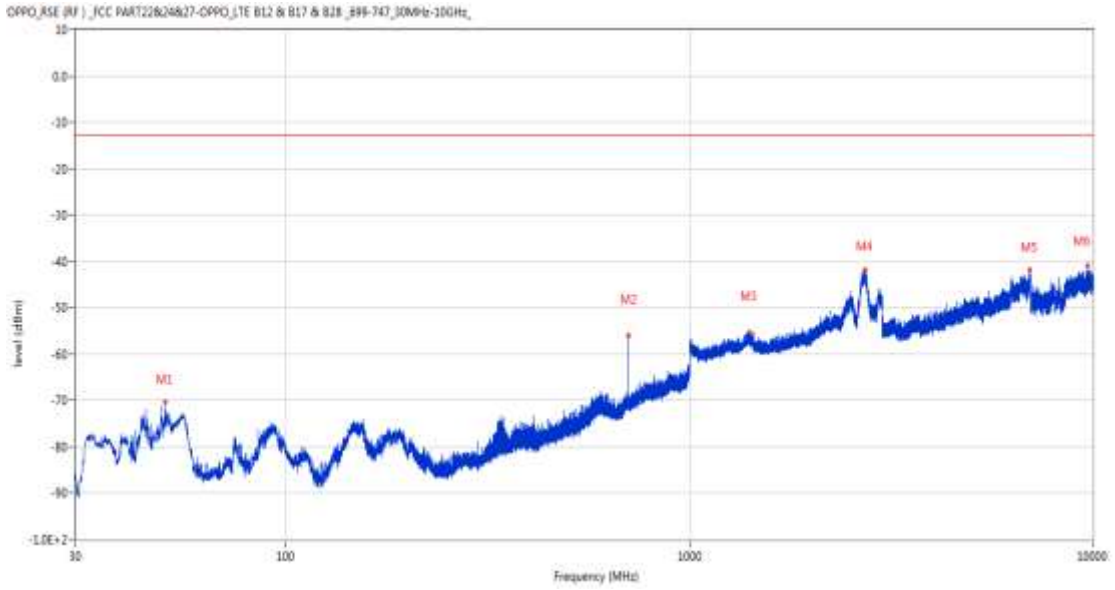
RSE-V&V LTE Band 12 BW5 CH23095



Frequency (MHz)	Result (dBm)	Factor (dB)	PK Limit (dBm)	Over Limit (dB)	Table (o)	ANT	EUT	Verdict
50.127	-70.65	-15.58	-13.0	-57.65	167.00	Vertical	Vertical	Pass
705.362	-46.22	1.09	-13.0	-33.22	190.00	Vertical	Vertical	N/A
2116.000	-43.99	-0.25	-13.0	-30.99	300.00	Vertical	Vertical	Pass
2690.200	-41.76	13.00	-13.0	-28.76	32.00	Vertical	Vertical	Pass
6984.200	-41.92	13.78	-13.0	-28.92	174.00	Vertical	Vertical	Pass
9299.350	-41.62	15.53	-13.0	-28.62	250.00	Vertical	Vertical	Pass



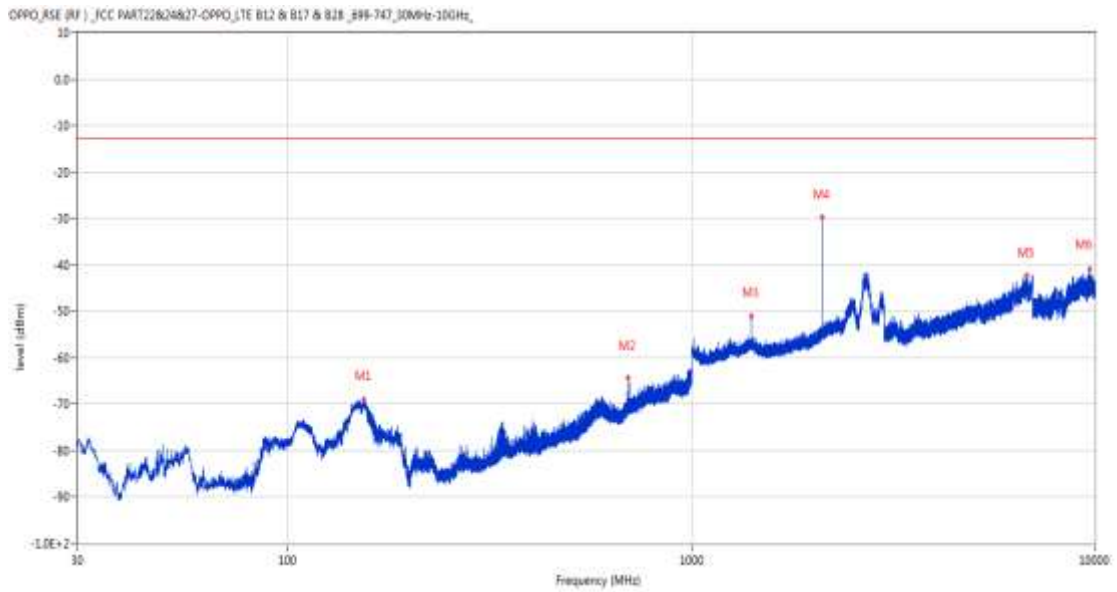
RSE-V&H LTE Band 12 BW5 CH23095



Frequency (MHz)	Result (dBm)	Factor (dB)	PK Limit (dBm)	Over Limit (dB)	Table (o)	ANT	EUT	Verdict
50.127	-70.43	-15.58	-13.0	-57.43	84.00	Vertical	Horizontal	Pass
705.362	-56.03	1.09	-13.0	-43.03	42.00	Vertical	Horizontal	N/A
1404.500	-55.38	-1.92	-13.0	-42.38	40.00	Vertical	Horizontal	Pass
2718.900	-41.88	13.35	-13.0	-28.88	12.00	Vertical	Horizontal	Pass
6989.000	-41.96	13.46	-13.0	-28.96	236.00	Vertical	Horizontal	Pass
9709.300	-40.94	16.70	-13.0	-27.94	252.00	Vertical	Horizontal	Pass

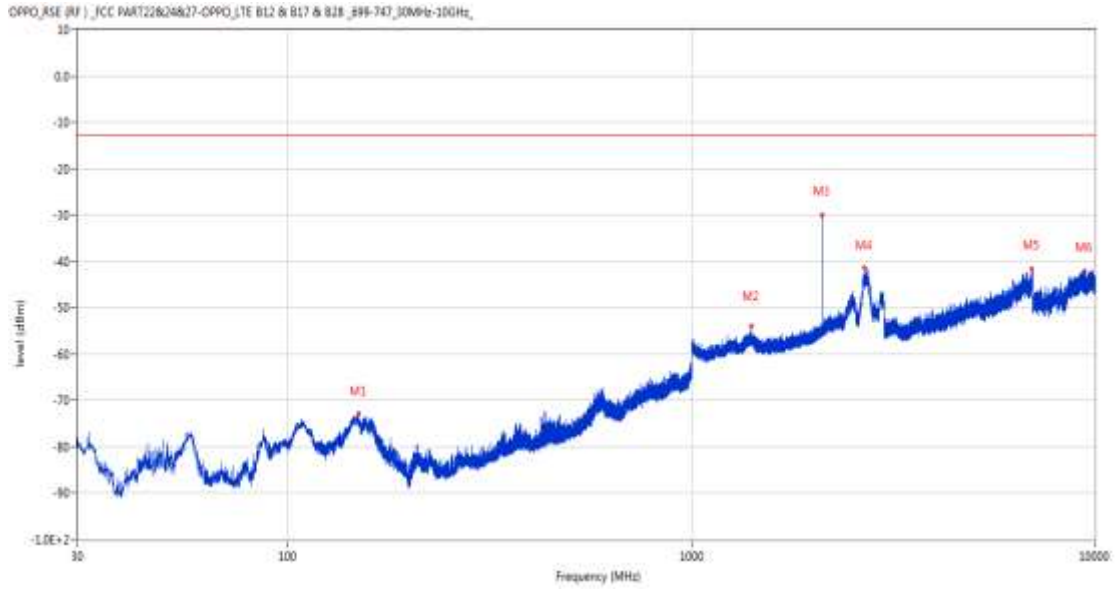
## 12.4 LTE Band 12 BW10, Middle Channel

RSE-H&H LTE Band 12 BW10 CH23095



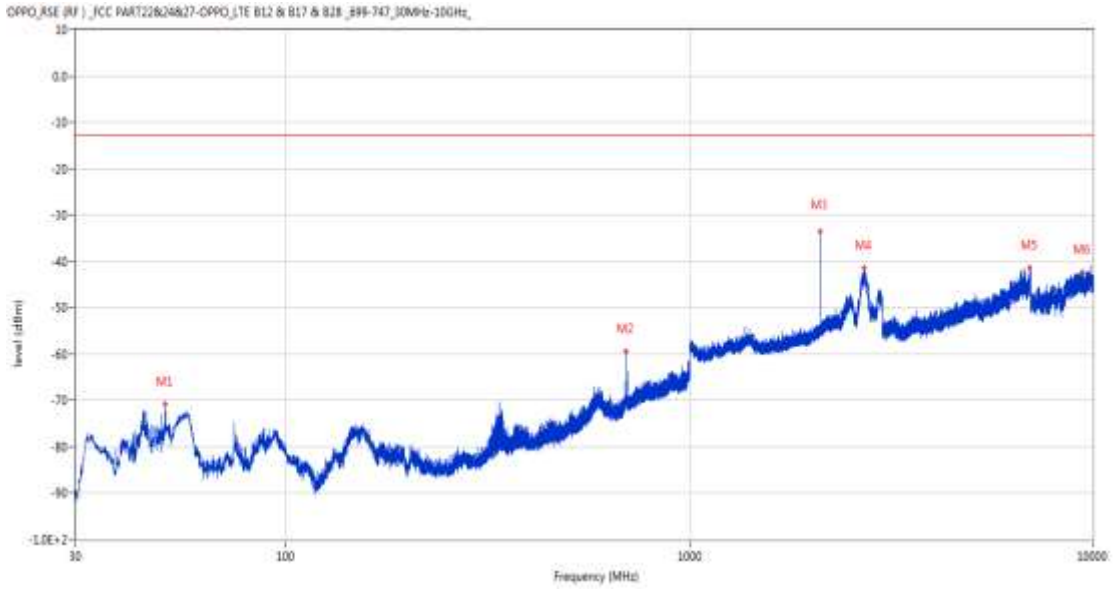
Frequency (MHz)	Result (dBm)	Factor (dB)	PK Limit (dBm)	Over Limit (dB)	Table (o)	ANT	EUT	Verdict
154.354	-68.96	-14.27	-13.0	-55.96	0.00	Horizontal	Horizontal	Pass
694.207	-64.28	0.57	-13.0	-51.28	167.00	Horizontal	Horizontal	N/A
1406.100	-51.15	-2.00	-13.0	-38.15	164.00	Horizontal	Horizontal	Pass
2109.100	-32.93	0.17	-13.0	-19.93	52.00	Horizontal	Horizontal	Pass
6783.400	-42.28	12.15	-13.0	-29.28	233.00	Horizontal	Horizontal	Pass
9709.000	-40.93	16.71	-13.0	-27.93	0.00	Horizontal	Horizontal	Pass

RSE-H&V LTE Band 12 BW10 CH23095



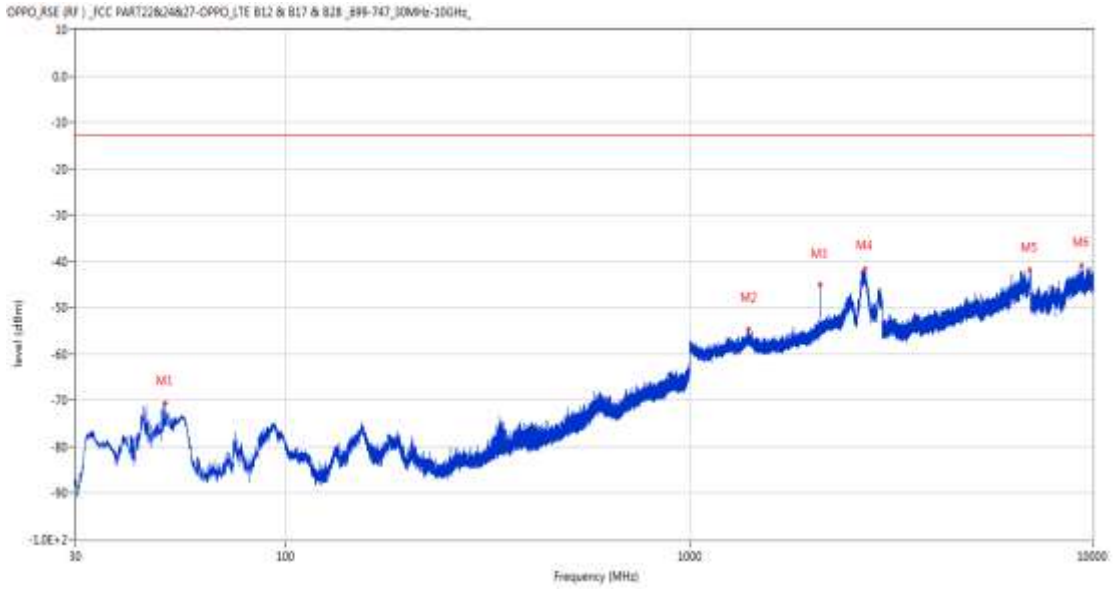
Frequency (MHz)	Result (dBm)	Factor (dB)	PK Limit (dBm)	Over Limit (dB)	Table (o)	ANT	EUT	Verdict
149.359	-72.89	-14.55	-13.0	-59.89	187.00	Horizontal	Vertical	Pass
1406.200	-53.90	-2.01	-13.0	-40.90	333.00	Horizontal	Vertical	Pass
2109.200	-29.85	0.17	-13.0	-16.85	176.00	Horizontal	Vertical	Pass
2679.900	-41.48	11.94	-13.0	-28.48	142.00	Horizontal	Vertical	Pass
6995.400	-41.57	13.55	-13.0	-28.57	272.00	Horizontal	Vertical	Pass
9427.000	-41.98	16.21	-13.0	-28.98	347.00	Horizontal	Vertical	Pass

RSE-V&V LTE Band 12 BW10 CH23095



Frequency (MHz)	Result (dBm)	Factor (dB)	PK Limit (dBm)	Over Limit (dB)	Table (o)	ANT	EUT	Verdict
50.127	-70.89	-15.58	-13.0	-57.89	156.00	Vertical	Vertical	Pass
694.305	-59.34	0.58	-13.0	-46.34	179.00	Vertical	Vertical	N/A
2109.200	-33.62	0.17	-13.0	-20.62	271.00	Vertical	Vertical	Pass
2711.600	-41.34	11.72	-13.0	-28.34	157.00	Vertical	Vertical	Pass
6979.200	-41.48	13.90	-13.0	-28.48	38.00	Vertical	Vertical	Pass
9430.750	-42.40	16.28	-13.0	-29.40	121.00	Vertical	Vertical	Pass

RSE-V&H LTE Band 12 BW10 CH23095

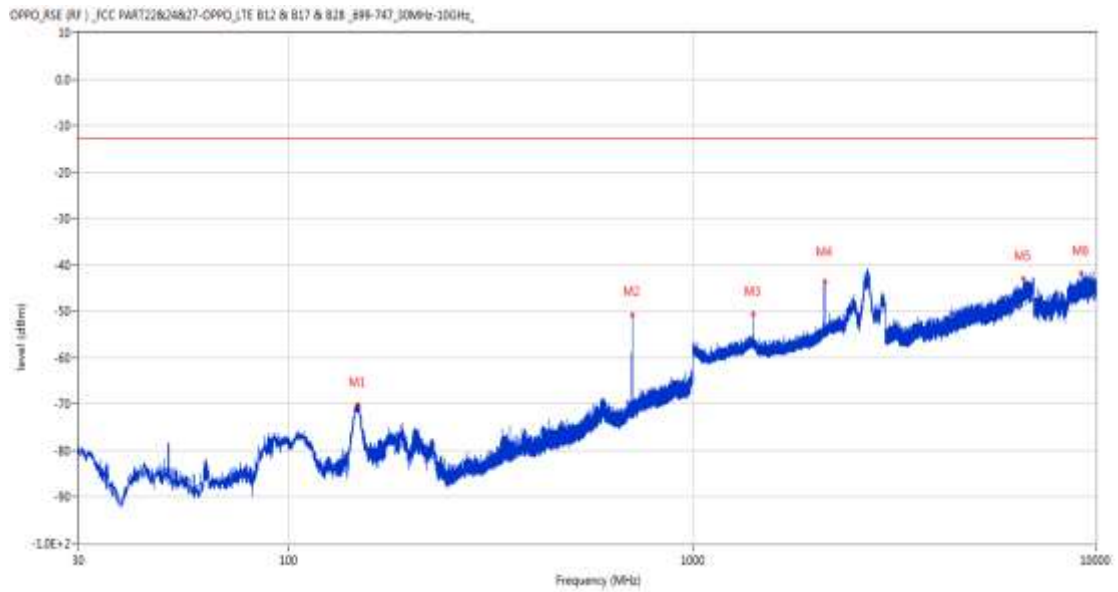


Frequency (MHz)	Result (dBm)	Factor (dB)	PK Limit (dBm)	Over Limit (dB)	Table (o)	ANT	EUT	Verdict
50.079	-71.37	-15.57	-13.0	-58.37	289.00	Vertical	Horizontal	Pass
1399.800	-54.75	-1.69	-13.0	-41.75	272.00	Vertical	Horizontal	Pass
2109.300	-45.07	0.17	-13.0	-32.07	100.00	Vertical	Horizontal	Pass
2717.900	-41.53	13.16	-13.0	-28.53	85.00	Vertical	Horizontal	Pass
6982.000	-41.75	13.87	-13.0	-28.75	22.00	Vertical	Horizontal	Pass
9370.299	-40.98	15.23	-13.0	-27.98	197.00	Vertical	Horizontal	Pass

### 13 LTE Band 17

#### 13.1 LTE Band 17 BW5, Middle Channel

RSE-H&H LTE Band 17 BW5 CH23790



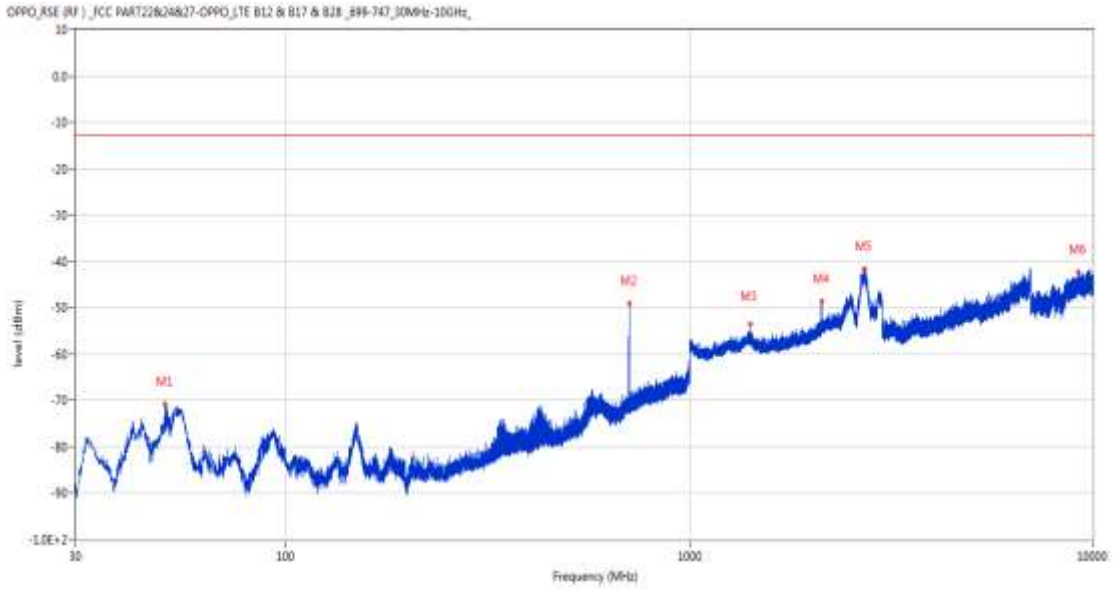
Frequency (MHz)	Result (dBm)	Factor (dB)	PK Limit (dBm)	Over Limit (dB)	Table (o)	ANT	EUT	Verdict
147.904	-70.14	-14.83	-13.0	-57.14	232.00	Horizontal	Horizontal	Pass
707.787	-50.88	1.17	-13.0	-37.88	116.00	Horizontal	Horizontal	N/A
1415.700	-50.62	-2.27	-13.0	-37.62	143.00	Horizontal	Horizontal	Pass
2123.600	-43.55	-0.41	-13.0	-30.55	155.00	Horizontal	Horizontal	Pass
6608.200	-43.04	12.25	-13.0	-30.04	210.00	Horizontal	Horizontal	Pass
9202.750	-41.92	15.34	-13.0	-28.92	136.00	Horizontal	Horizontal	Pass

RSE-H&V LTE Band 17 BW5 CH23790



Frequency (MHz)	Result (dBm)	Factor (dB)	PK Limit (dBm)	Over Limit (dB)	Table (o)	ANT	EUT	Verdict
149.068	-72.46	-14.61	-13.0	-59.46	253.00	Horizontal	Vertical	Pass
707.787	-56.33	1.17	-13.0	-43.33	178.00	Horizontal	Vertical	N/A
1415.400	-52.48	-2.27	-13.0	-39.48	331.00	Horizontal	Vertical	Pass
2123.400	-45.08	-0.42	-13.0	-32.08	163.00	Horizontal	Vertical	Pass
2717.600	-41.29	13.07	-13.0	-28.29	320.00	Horizontal	Vertical	Pass
9721.000	-41.74	16.35	-13.0	-28.74	252.00	Horizontal	Vertical	Pass

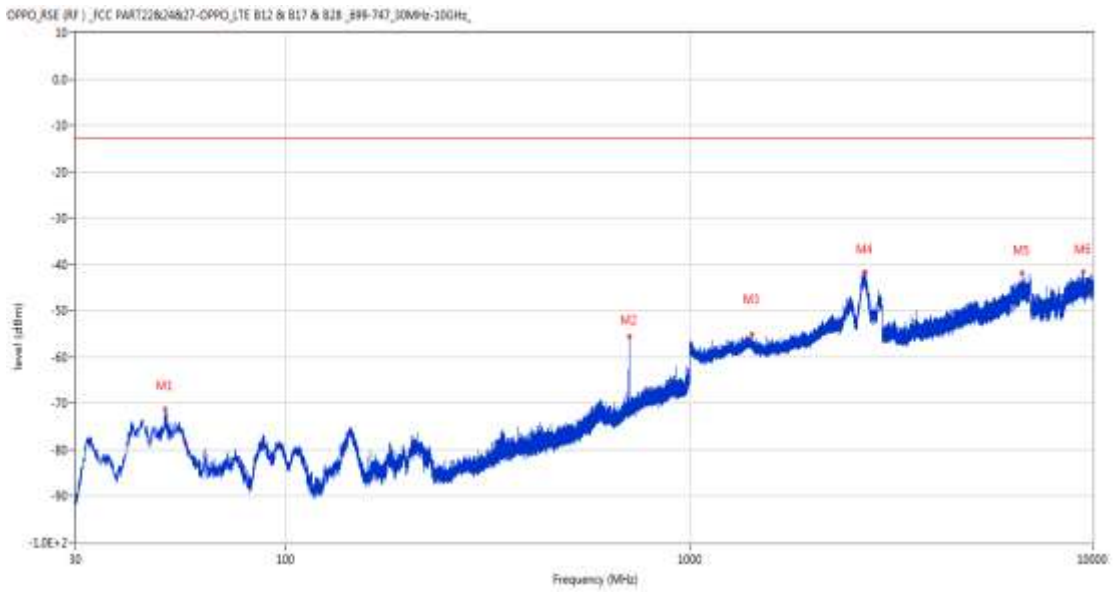
RSE-V&V LTE Band 17 BW5 CH23790



Frequency (MHz)	Result (dBm)	Factor (dB)	PK Limit (dBm)	Over Limit (dB)	Table (o)	ANT	EUT	Verdict
50.176	-70.82	-15.58	-13.0	-57.82	173.00	Vertical	Vertical	Pass
707.787	-48.99	1.17	-13.0	-35.99	183.00	Vertical	Vertical	N/A
1415.500	-53.63	-2.27	-13.0	-40.63	273.00	Vertical	Vertical	Pass
2123.500	-48.60	-0.41	-13.0	-35.60	314.00	Vertical	Vertical	Pass
2712.200	-41.72	11.81	-13.0	-28.72	162.00	Vertical	Vertical	Pass
9199.600	-42.39	15.33	-13.0	-29.39	98.00	Vertical	Vertical	Pass



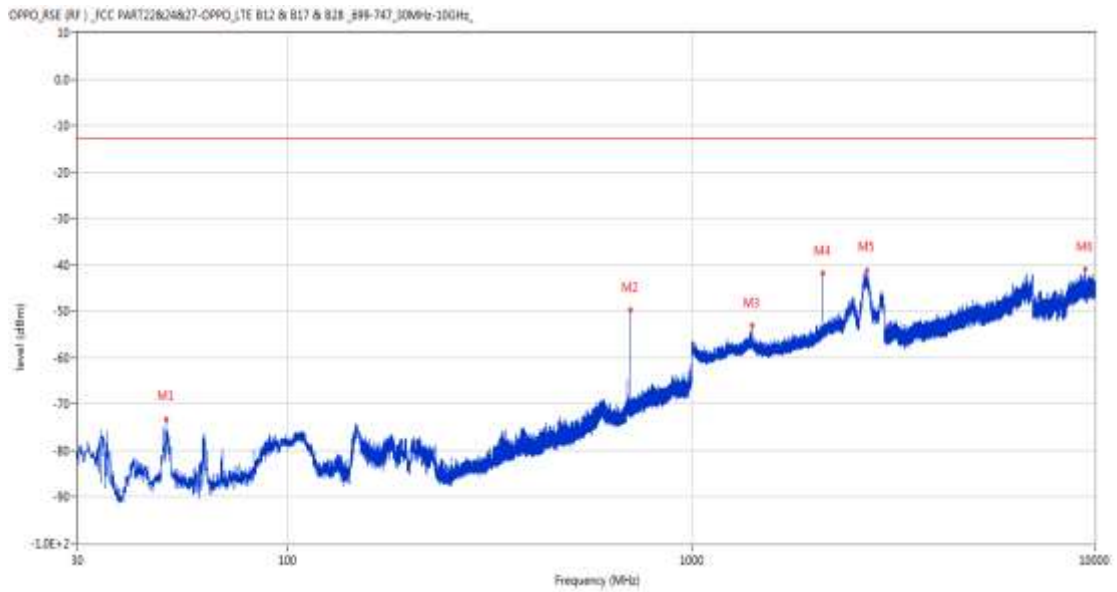
RSE-V&H LTE Band 17 BW5 CH23790



Frequency (MHz)	Result (dBm)	Factor (dB)	PK Limit (dBm)	Over Limit (dB)	Table (o)	ANT	EUT	Verdict
50.176	-71.36	-15.58	-13.0	-58.36	345.00	Vertical	Horizontal	Pass
707.885	-55.55	1.17	-13.0	-42.55	101.00	Vertical	Horizontal	N/A
1428.300	-55.11	-2.56	-13.0	-42.11	338.00	Vertical	Horizontal	Pass
2729.800	-41.65	13.81	-13.0	-28.65	51.00	Vertical	Horizontal	Pass
6677.800	-41.81	11.75	-13.0	-28.81	298.00	Vertical	Horizontal	Pass
9470.800	-41.72	16.27	-13.0	-28.72	-2.00	Vertical	Horizontal	Pass

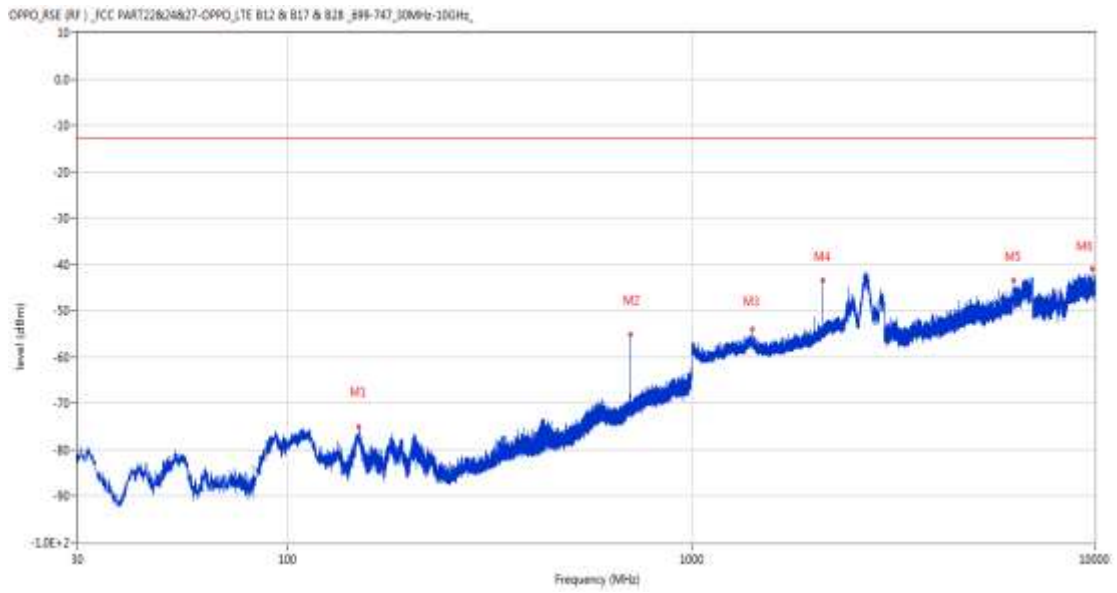
## 13.2 LTE Band 17 BW10, Middle Channel

RSE-H&H LTE Band 17 BW10 CH23790



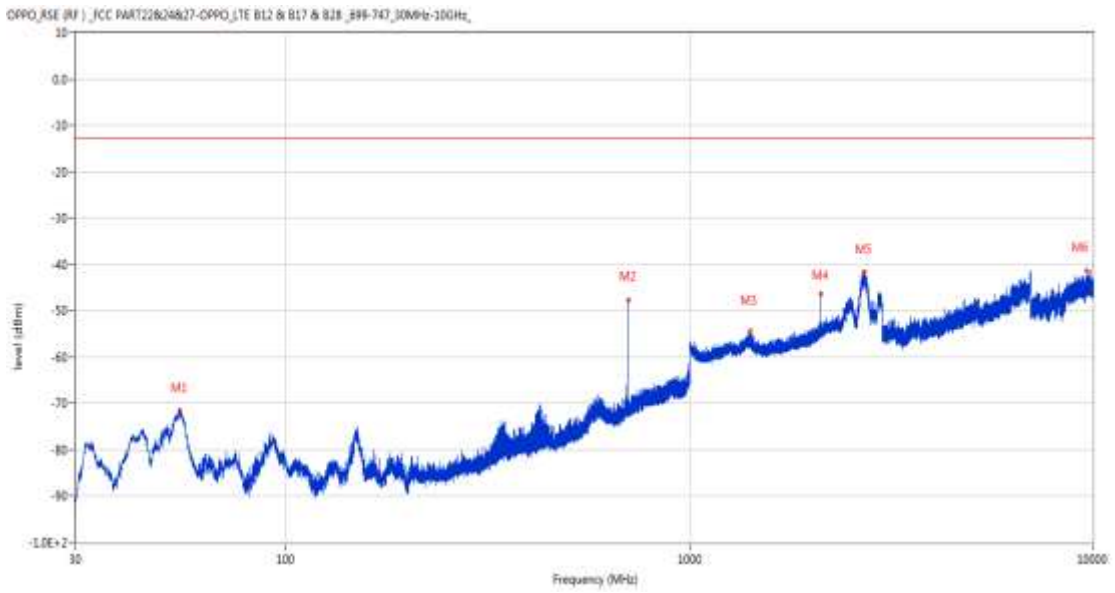
Frequency (MHz)	Result (dBm)	Factor (dB)	PK Limit (dBm)	Over Limit (dB)	Table (o)	ANT	EUT	Verdict
49.788	-73.35	-15.65	-13.0	-60.35	0.00	Horizontal	Horizontal	Pass
705.557	-49.73	1.10	-13.0	-36.73	157.00	Horizontal	Horizontal	N/A
1411.200	-53.15	-2.09	-13.0	-40.15	178.00	Horizontal	Horizontal	Pass
2116.800	-41.95	-0.30	-13.0	-28.95	164.00	Horizontal	Horizontal	Pass
2729.000	-41.22	13.83	-13.0	-28.22	221.00	Horizontal	Horizontal	Pass
9461.349	-41.00	16.50	-13.0	-28.00	105.00	Horizontal	Horizontal	Pass

RSE-H&V LTE Band 17 BW10 CH23790



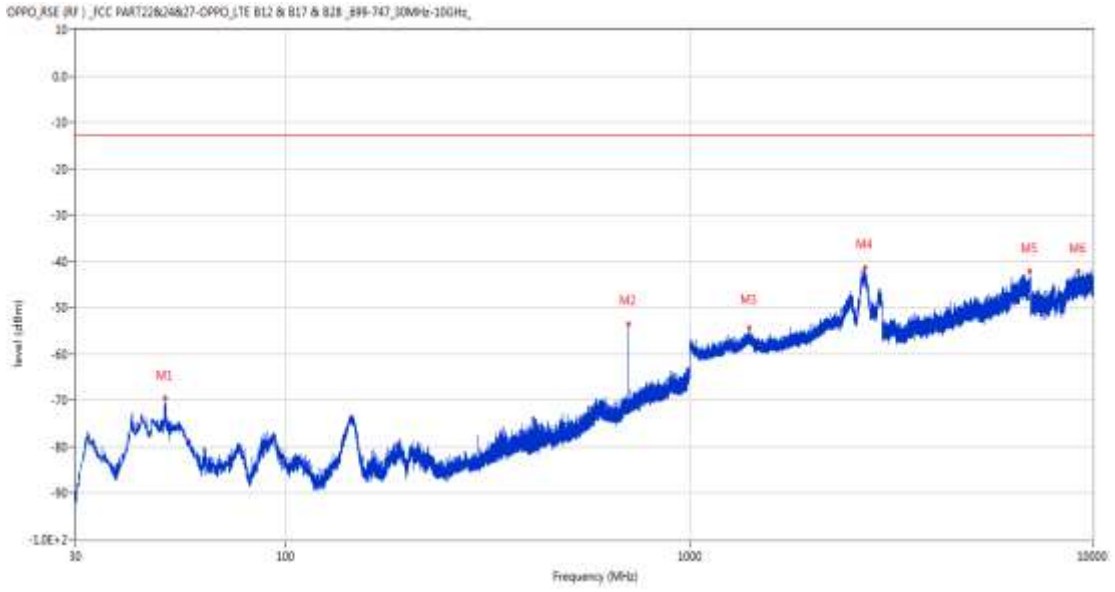
Frequency (MHz)	Result (dBm)	Factor (dB)	PK Limit (dBm)	Over Limit (dB)	Table (o)	ANT	EUT	Verdict
149.747	-75.18	-14.49	-13.0	-62.18	172.00	Horizontal	Vertical	Pass
705.605	-55.16	1.10	-13.0	-42.16	182.00	Horizontal	Vertical	N/A
1411.000	-54.09	-2.09	-13.0	-41.09	301.00	Horizontal	Vertical	Pass
2116.700	-43.43	-0.30	-13.0	-30.43	163.00	Horizontal	Vertical	Pass
6289.800	-43.38	11.33	-13.0	-30.38	65.00	Horizontal	Vertical	Pass
9840.700	-41.05	16.98	-13.0	-28.05	330.00	Horizontal	Vertical	Pass

RSE-V&V LTE Band 17 BW10 CH23790



Frequency (MHz)	Result (dBm)	Factor (dB)	PK Limit (dBm)	Over Limit (dB)	Table (o)	ANT	EUT	Verdict
54.492	-71.50	-16.48	-13.0	-58.50	109.00	Vertical	Vertical	Pass
705.557	-47.75	1.10	-13.0	-34.75	186.00	Vertical	Vertical	N/A
1411.000	-54.42	-2.09	-13.0	-41.42	64.00	Vertical	Vertical	Pass
2116.800	-46.30	-0.30	-13.0	-33.30	301.00	Vertical	Vertical	Pass
2713.200	-41.59	11.95	-13.0	-28.59	76.00	Vertical	Vertical	Pass
9659.050	-41.30	16.57	-13.0	-28.30	153.00	Vertical	Vertical	Pass

RSE-V&H LTE Band 17 BW10 CH23790

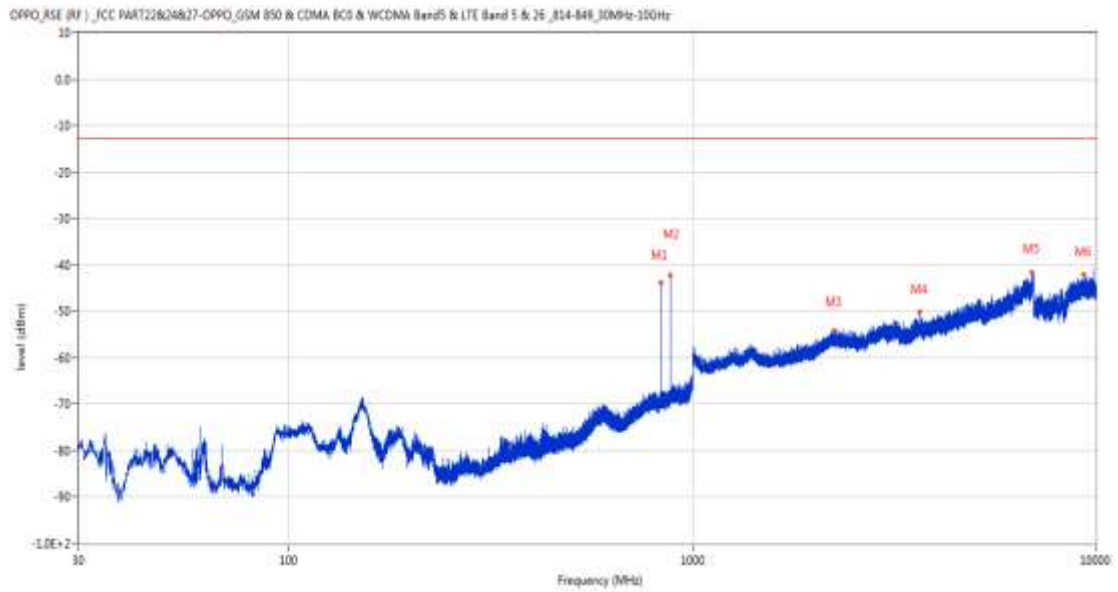


Frequency (MHz)	Result (dBm)	Factor (dB)	PK Limit (dBm)	Over Limit (dB)	Table (o)	ANT	EUT	Verdict
50.176	-69.53	-15.58	-13.0	-56.53	327.00	Vertical	Horizontal	Pass
705.654	-53.49	1.10	-13.0	-40.49	99.00	Vertical	Horizontal	N/A
1406.700	-54.41	-2.03	-13.0	-41.41	41.00	Vertical	Horizontal	Pass
2721.800	-41.34	13.71	-13.0	-28.34	227.00	Vertical	Horizontal	Pass
6978.000	-42.16	13.90	-13.0	-29.16	298.00	Vertical	Horizontal	Pass
9203.651	-42.13	15.34	-13.0	-29.13	98.00	Vertical	Horizontal	Pass

## 14 LTE Band 26 (Part22)

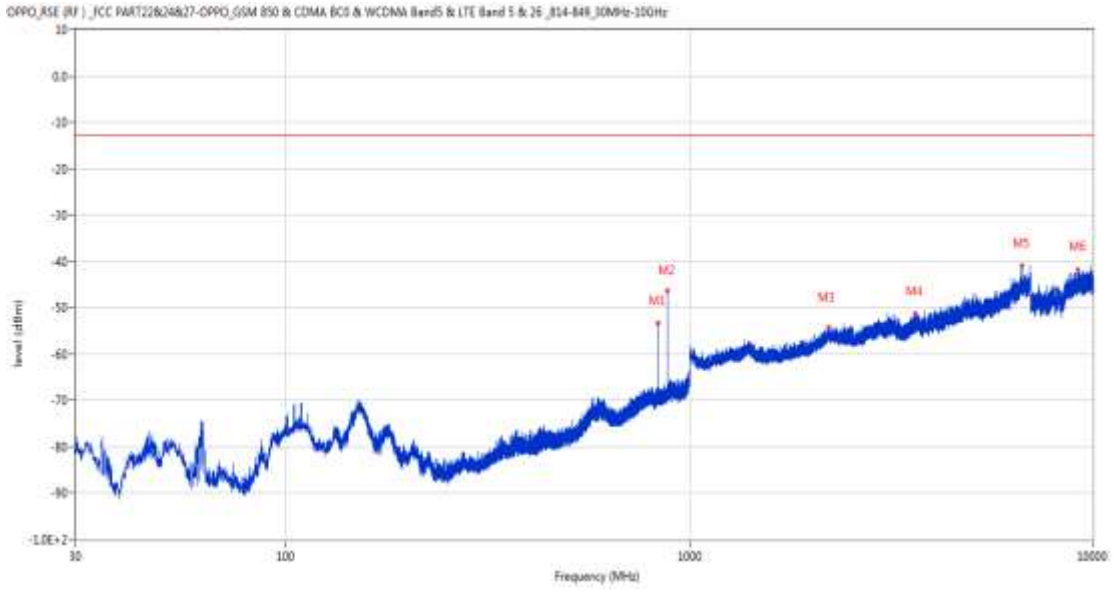
### 14.1 LTE Band 26 (Part22) BW1.4, Middle Channel

RSE-H&H LTE Band 26 (Part22) BW1.4 CH26915



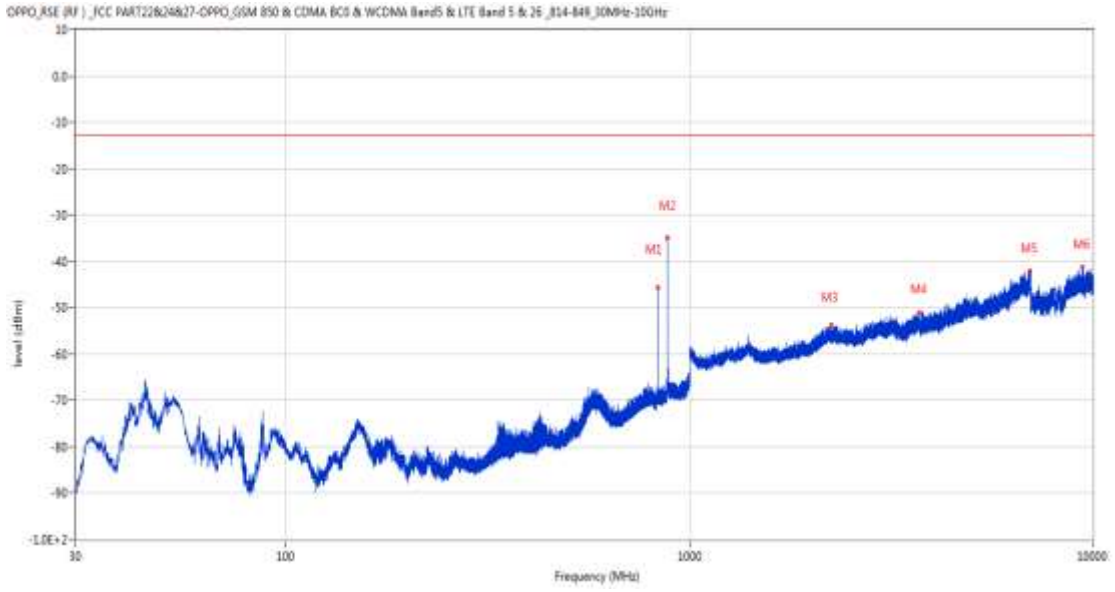
Frequency (MHz)	Result (dBm)	Factor (dB)	PK Limit (dBm)	Over Limit (dB)	Table (o)	ANT	EUT	Verdict
836.119	-43.90	2.58	-13.0	-30.90	79.00	Horizontal	Horizontal	N/A
881.369	-42.29	2.78	-13.0	-29.29	295.00	Horizontal	Horizontal	N/A
2245.200	-54.27	-1.53	-13.0	-41.27	270.00	Horizontal	Horizontal	Pass
3653.800	-50.27	4.27	-13.0	-37.27	319.00	Horizontal	Horizontal	Pass
6944.000	-41.55	12.33	-13.0	-28.55	0.00	Horizontal	Horizontal	Pass
9329.950	-42.12	15.44	-13.0	-29.12	36.00	Horizontal	Horizontal	Pass

RSE-H&V LTE Band 26 (Part2) BW1.4 CH26915



Frequency (MHz)	Result (dBm)	Factor (dB)	PK Limit (dBm)	Over Limit (dB)	Table (o)	ANT	EUT	Verdict
836.119	-53.30	2.58	-13.0	-40.30	23.00	Horizontal	Vertical	N/A
881.369	-46.41	2.78	-13.0	-33.41	279.00	Horizontal	Vertical	N/A
2216.600	-54.14	-0.96	-13.0	-41.14	316.00	Horizontal	Vertical	Pass
3617.400	-51.24	3.37	-13.0	-38.24	9.00	Horizontal	Vertical	Pass
6678.200	-41.05	11.76	-13.0	-28.05	343.00	Horizontal	Vertical	Pass
9205.450	-41.85	15.34	-13.0	-28.85	15.00	Horizontal	Vertical	Pass

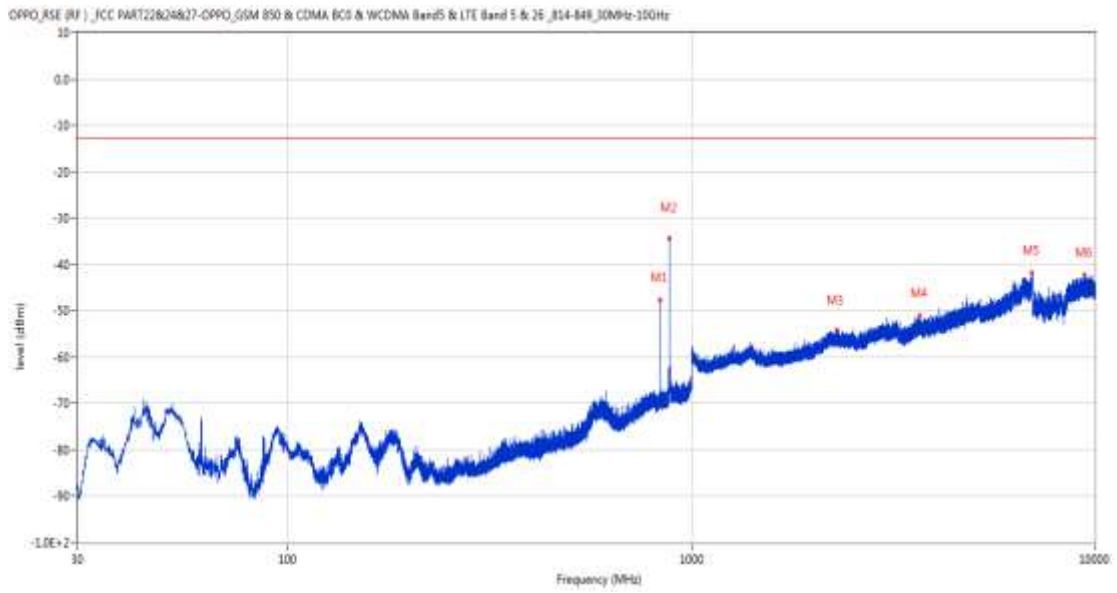
RSE-V&V LTE Band 26 (Part22) BW1.4 CH26915



Frequency (MHz)	Result (dBm)	Factor (dB)	PK Limit (dBm)	Over Limit (dB)	Table (o)	ANT	EUT	Verdict
836.119	-45.62	2.58	-13.0	-32.62	177.00	Vertical	Vertical	N/A
881.806	-34.83	2.83	-13.0	-21.83	238.00	Vertical	Vertical	N/A
2248.700	-53.66	-1.41	-13.0	-40.66	47.00	Vertical	Vertical	Pass
3705.600	-51.06	4.77	-13.0	-38.06	0.00	Vertical	Vertical	Pass
6987.800	-42.04	13.60	-13.0	-29.04	240.00	Vertical	Vertical	Pass
9422.650	-41.28	16.12	-13.0	-28.28	298.00	Vertical	Vertical	Pass



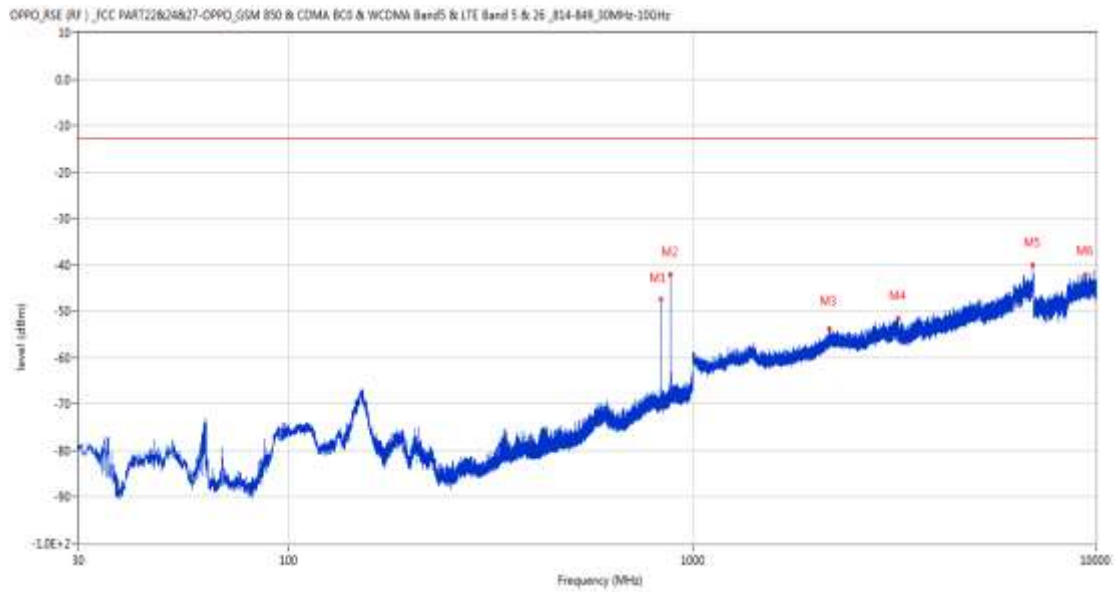
RSE-V&H LTE Band 26 (Part22) BW1.4 CH26915



Frequency (MHz)	Result (dBm)	Factor (dB)	PK Limit (dBm)	Over Limit (dB)	Table (o)	ANT	EUT	Verdict
836.119	-47.73	2.58	-13.0	-34.73	54.00	Vertical	Horizontal	N/A
881.272	-34.51	2.77	-13.0	-21.51	354.00	Vertical	Horizontal	N/A
2293.400	-54.09	-1.13	-13.0	-41.09	156.00	Vertical	Horizontal	Pass
3684.400	-51.13	4.69	-13.0	-38.13	18.00	Vertical	Horizontal	Pass
6992.400	-41.77	13.58	-13.0	-28.77	196.00	Vertical	Horizontal	Pass
9428.500	-42.34	16.24	-13.0	-29.34	341.00	Vertical	Horizontal	Pass

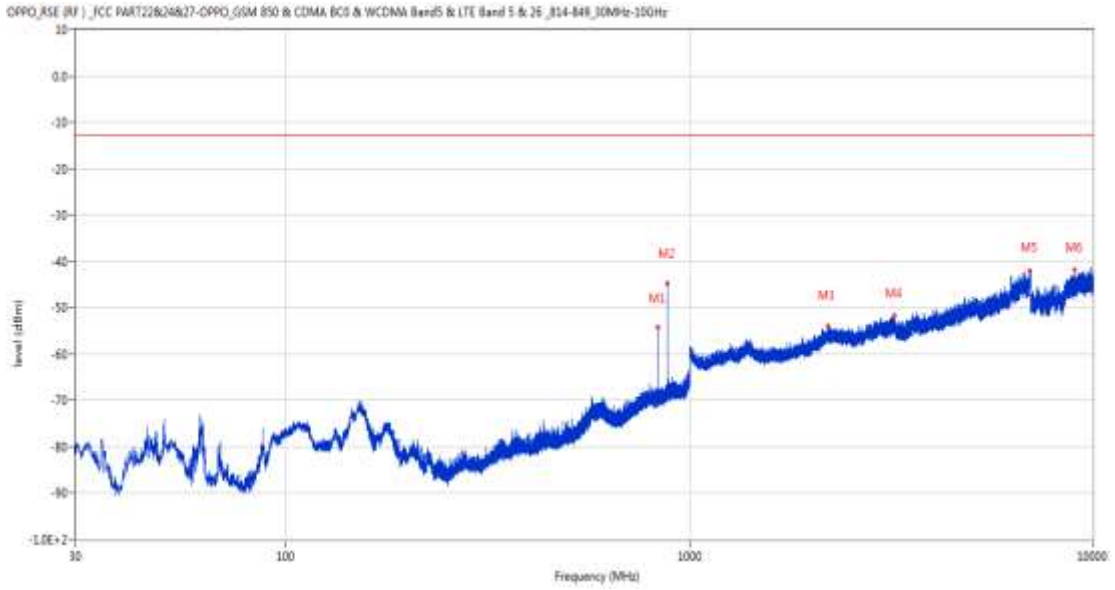
## 14.2 LTE Band 26 (Part22) BW3, Middle Channel

RSE-H&H LTE Band 26 (Part22) BW3 CH26915



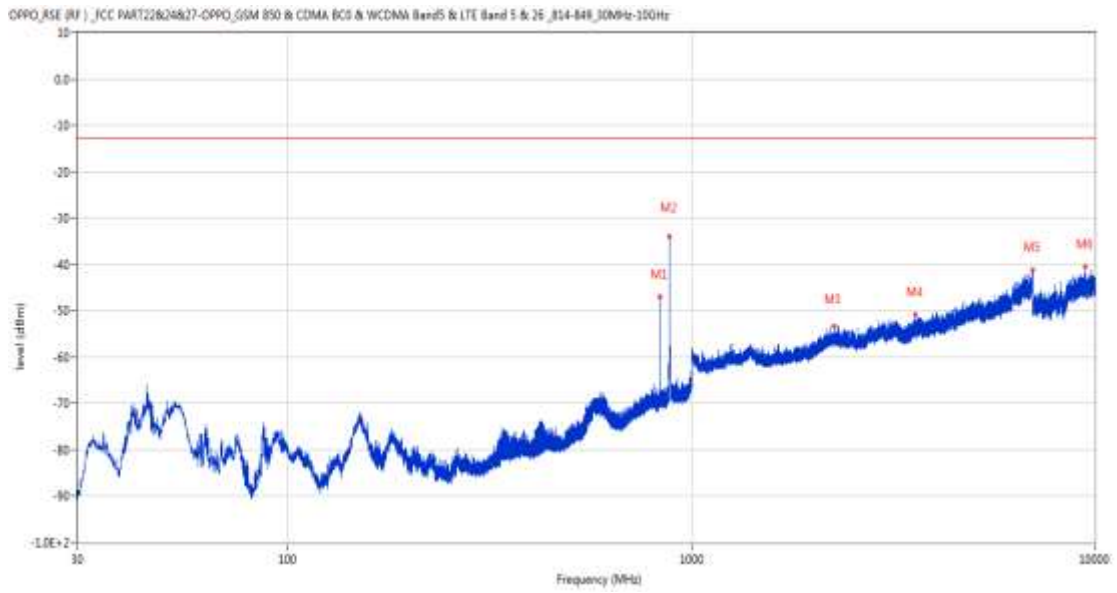
Frequency (MHz)	Result (dBm)	Factor (dB)	PK Limit (dBm)	Over Limit (dB)	Table (o)	ANT	EUT	Verdict
835.246	-47.48	2.55	-13.0	-34.48	85.00	Horizontal	Horizontal	N/A
881.660	-42.17	2.81	-13.0	-29.17	312.00	Horizontal	Horizontal	N/A
2176.700	-53.80	-1.59	-13.0	-40.80	185.00	Horizontal	Horizontal	Pass
3237.200	-51.44	2.94	-13.0	-38.44	101.00	Horizontal	Horizontal	Pass
6980.600	-40.07	13.78	-13.0	-27.07	197.00	Horizontal	Horizontal	Pass
9444.100	-42.10	16.58	-13.0	-29.10	50.00	Horizontal	Horizontal	Pass

RSE-H&V LTE Band 26 (Part2) BW3 CH26915



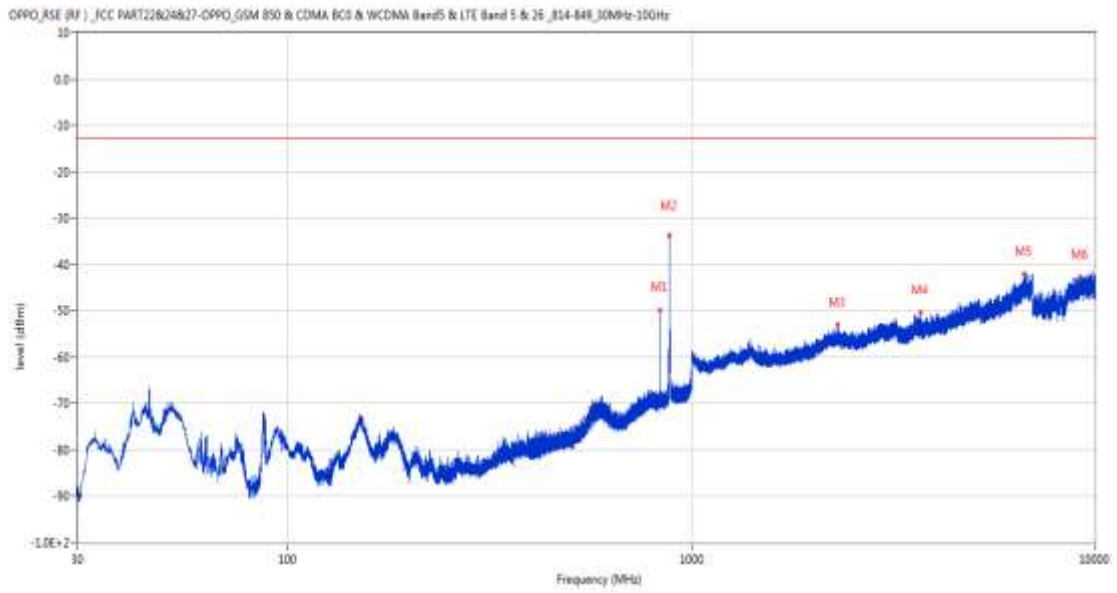
Frequency (MHz)	Result (dBm)	Factor (dB)	PK Limit (dBm)	Over Limit (dB)	Table (o)	ANT	EUT	Verdict
835.197	-54.19	2.55	-13.0	-41.19	125.00	Horizontal	Vertical	N/A
882.484	-44.68	2.91	-13.0	-31.68	281.00	Horizontal	Vertical	N/A
2199.500	-54.05	-1.86	-13.0	-41.05	360.00	Horizontal	Vertical	Pass
3216.200	-51.68	3.76	-13.0	-38.68	170.00	Horizontal	Vertical	Pass
6985.000	-41.98	13.71	-13.0	-28.98	217.00	Horizontal	Vertical	Pass
9033.250	-41.96	15.15	-13.0	-28.96	305.00	Horizontal	Vertical	Pass

RSE-V&V LTE Band 26 (Part22) BW3 CH26915



Frequency (MHz)	Result (dBm)	Factor (dB)	PK Limit (dBm)	Over Limit (dB)	Table (o)	ANT	EUT	Verdict
835.294	-46.98	2.56	-13.0	-33.98	30.00	Vertical	Vertical	N/A
881.903	-34.08	2.84	-13.0	-21.08	234.00	Vertical	Vertical	N/A
2257.200	-53.30	-1.26	-13.0	-40.30	237.00	Vertical	Vertical	Pass
3593.000	-50.86	3.10	-13.0	-37.86	8.00	Vertical	Vertical	Pass
6996.400	-41.18	13.58	-13.0	-28.18	311.00	Vertical	Vertical	Pass
9455.651	-40.56	16.62	-13.0	-27.56	303.00	Vertical	Vertical	Pass

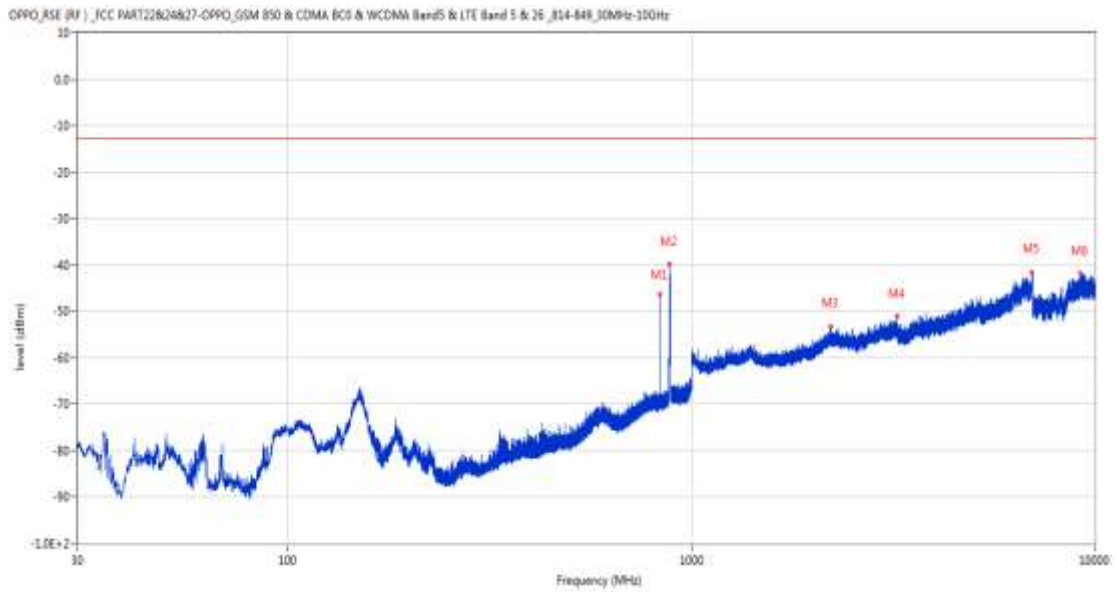
RSE-V&H LTE Band 26 (Part2) BW3 CH26915



Frequency (MHz)	Result (dBm)	Factor (dB)	PK Limit (dBm)	Over Limit (dB)	Table (o)	ANT	EUT	Verdict
835.246	-49.88	2.55	-13.0	-36.88	54.00	Vertical	Horizontal	N/A
880.205	-33.76	2.65	-13.0	-20.76	355.00	Vertical	Horizontal	N/A
2298.500	-53.19	-1.12	-13.0	-40.19	4.00	Vertical	Horizontal	Pass
3695.800	-50.32	5.28	-13.0	-37.32	329.00	Vertical	Horizontal	Pass
6677.400	-41.99	11.74	-13.0	-28.99	236.00	Vertical	Horizontal	Pass
9205.000	-42.83	15.34	-13.0	-29.83	164.00	Vertical	Horizontal	Pass

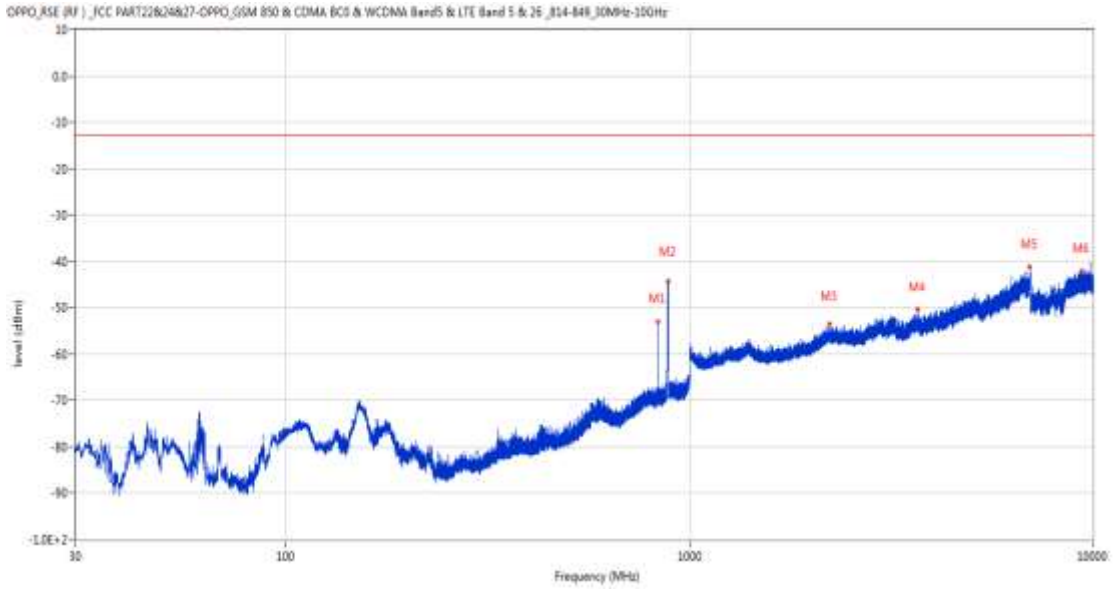
### 14.3 LTE Band 26 (Part22) BW5, Middle Channel

RSE-H&H LTE Band 26 (Part22) BW5 CH26915



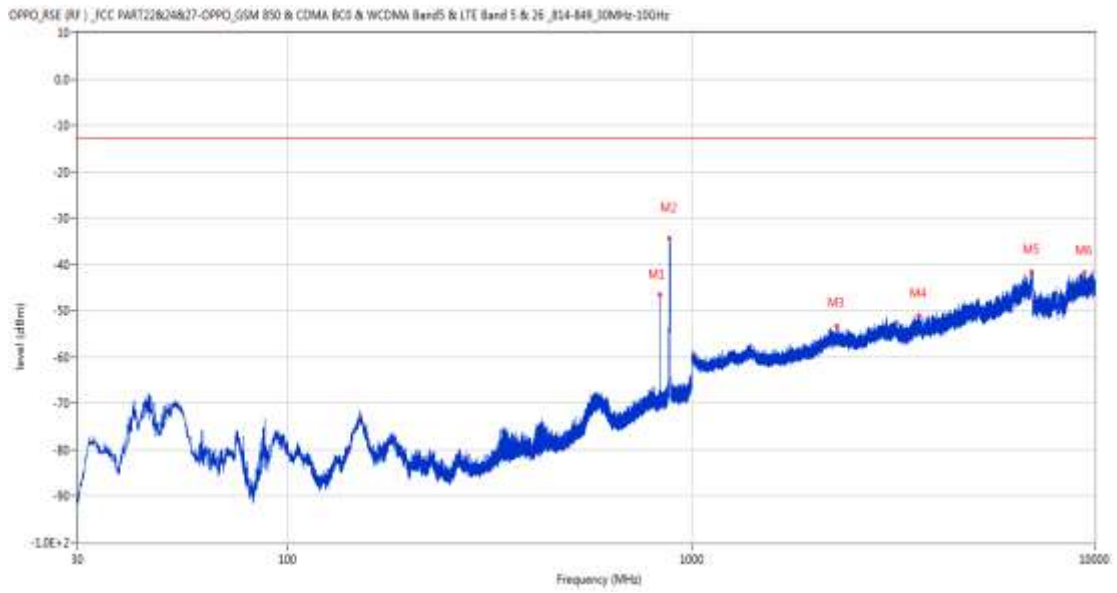
Frequency (MHz)	Result (dBm)	Factor (dB)	PK Limit (dBm)	Over Limit (dB)	Table (o)	ANT	EUT	Verdict
834.372	-46.38	2.53	-13.0	-33.38	77.00	Horizontal	Horizontal	N/A
879.865	-39.95	2.63	-13.0	-26.95	310.00	Horizontal	Horizontal	N/A
2212.600	-53.21	-1.15	-13.0	-40.21	0.00	Horizontal	Horizontal	Pass
3234.800	-51.09	3.15	-13.0	-38.09	228.00	Horizontal	Horizontal	Pass
6979.600	-41.60	13.87	-13.0	-28.60	24.00	Horizontal	Horizontal	Pass
9187.000	-41.95	15.13	-13.0	-28.95	127.00	Horizontal	Horizontal	Pass

RSE-H&V LTE Band 26 (Part2) BW5 CH26915



Frequency (MHz)	Result (dBm)	Factor (dB)	PK Limit (dBm)	Over Limit (dB)	Table (o)	ANT	EUT	Verdict
834.276	-52.99	2.52	-13.0	-39.99	16.00	Horizontal	Vertical	N/A
883.503	-44.29	3.04	-13.0	-31.29	279.00	Horizontal	Vertical	N/A
2221.800	-53.64	-1.00	-13.0	-40.64	154.00	Horizontal	Vertical	Pass
3680.000	-50.44	4.58	-13.0	-37.44	147.00	Horizontal	Vertical	Pass
6983.800	-41.28	13.82	-13.0	-28.28	65.00	Horizontal	Vertical	Pass
9372.100	-42.08	15.26	-13.0	-29.08	33.00	Horizontal	Vertical	Pass

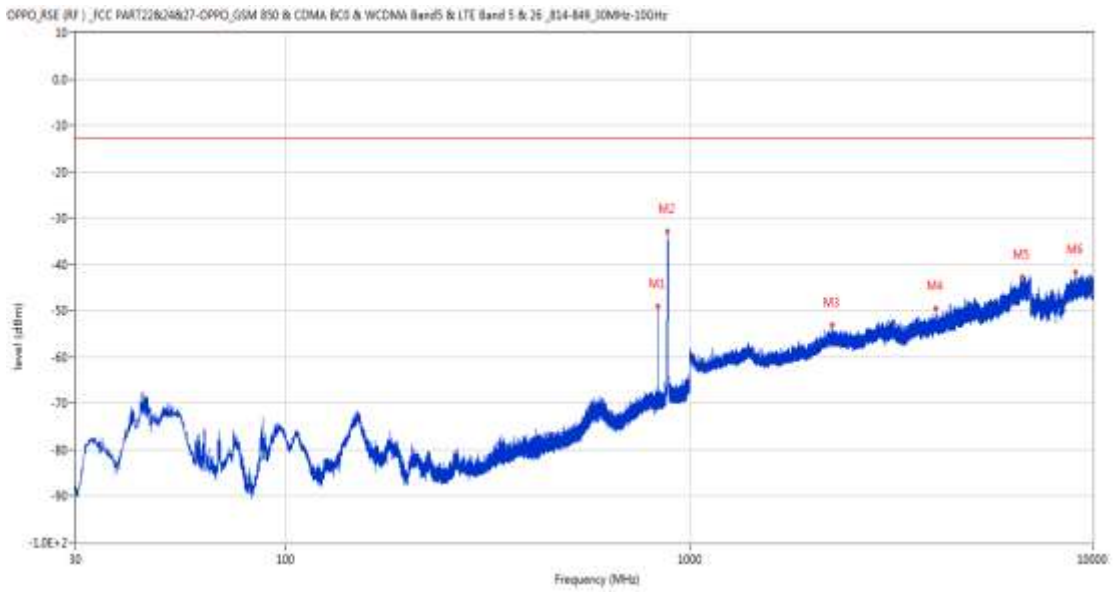
RSE-V&V LTE Band 26 (Part22) BW5 CH26915



Frequency (MHz)	Result (dBm)	Factor (dB)	PK Limit (dBm)	Over Limit (dB)	Table (o)	ANT	EUT	Verdict
834.276	-46.58	2.52	-13.0	-33.58	25.00	Vertical	Vertical	N/A
882.727	-34.49	2.94	-13.0	-21.49	248.00	Vertical	Vertical	N/A
2294.000	-53.33	-1.15	-13.0	-40.33	352.00	Vertical	Vertical	Pass
3662.400	-51.05	3.80	-13.0	-38.05	344.00	Vertical	Vertical	Pass
6981.200	-41.60	13.81	-13.0	-28.60	133.00	Vertical	Vertical	Pass
9430.000	-41.95	16.27	-13.0	-28.95	297.00	Vertical	Vertical	Pass



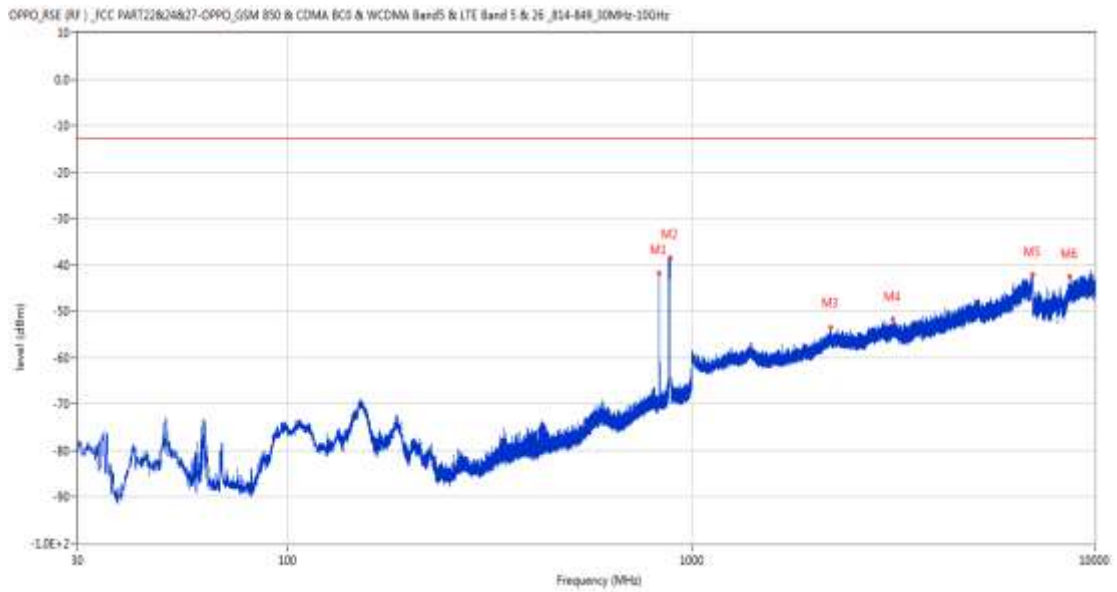
RSE-V&H LTE Band 26 (Part2) BW5 CH26915



Frequency (MHz)	Result (dBm)	Factor (dB)	PK Limit (dBm)	Over Limit (dB)	Table (o)	ANT	EUT	Verdict
834.324	-49.14	2.53	-13.0	-36.14	49.00	Vertical	Horizontal	N/A
883.115	-32.99	2.99	-13.0	-19.99	355.00	Vertical	Horizontal	N/A
2259.500	-53.17	-1.33	-13.0	-40.17	0.00	Vertical	Horizontal	Pass
4088.200	-49.45	4.93	-13.0	-36.45	0.00	Vertical	Horizontal	Pass
6660.600	-42.81	11.49	-13.0	-29.81	199.00	Vertical	Horizontal	Pass
9064.300	-41.70	14.86	-13.0	-28.70	189.00	Vertical	Horizontal	Pass

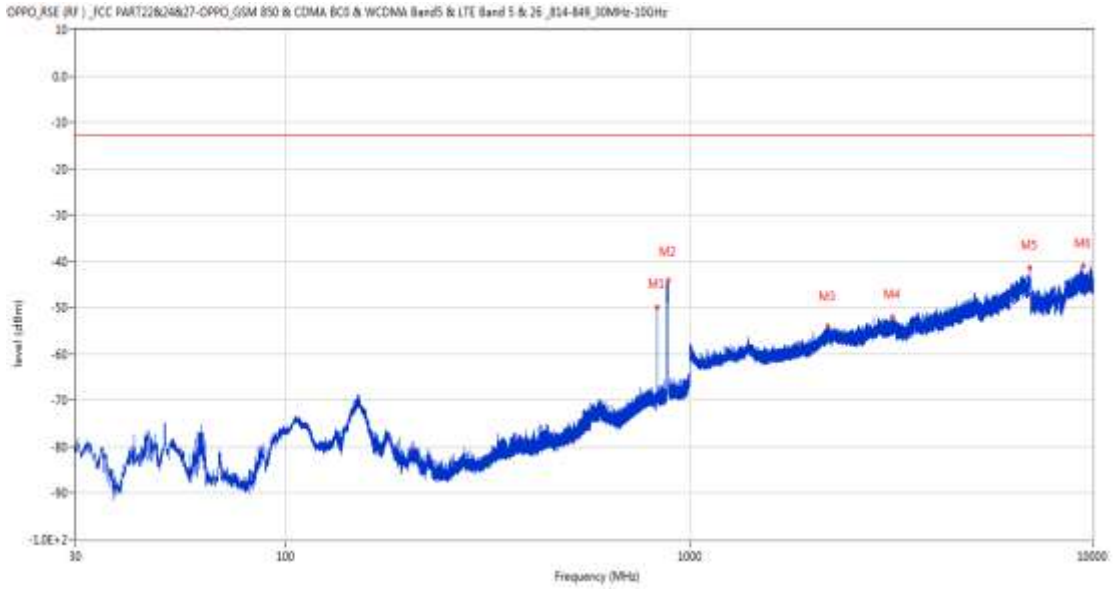
### 14.4 LTE Band 26 (Part22) BW10, Middle Channel

RSE-H&H LTE Band 26 (Part22) BW10 CH26915



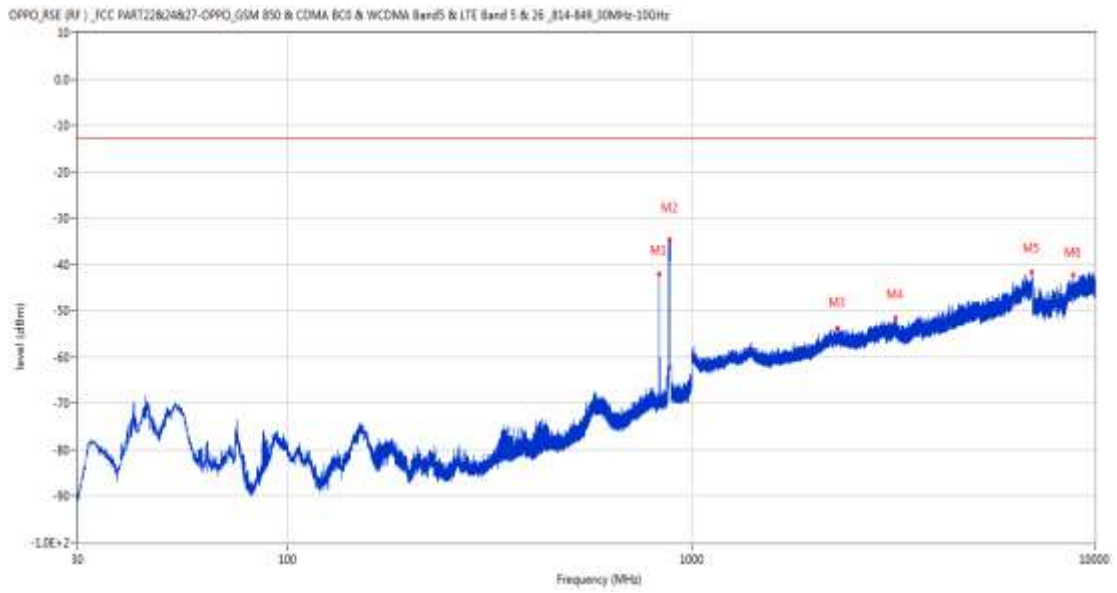
Frequency (MHz)	Result (dBm)	Factor (dB)	PK Limit (dBm)	Over Limit (dB)	Table (o)	ANT	EUT	Verdict
832.044	-41.88	2.46	-13.0	-28.88	75.00	Horizontal	Horizontal	N/A
883.843	-38.55	3.09	-13.0	-25.55	306.00	Horizontal	Horizontal	N/A
2211.800	-53.55	-1.14	-13.0	-40.55	328.00	Horizontal	Horizontal	Pass
3163.800	-51.80	3.19	-13.0	-38.80	245.00	Horizontal	Horizontal	Pass
6999.600	-42.17	13.65	-13.0	-29.17	278.00	Horizontal	Horizontal	Pass
8676.850	-42.57	13.49	-13.0	-29.57	176.00	Horizontal	Horizontal	Pass

RSE-H&V LTE Band 26 (Part2) BW10 CH26915



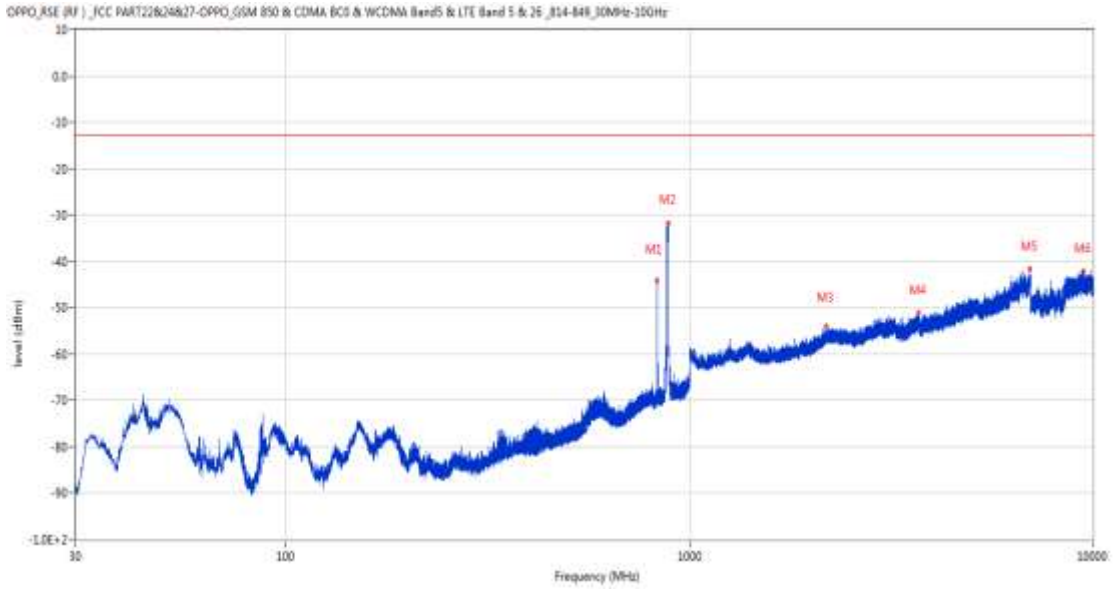
Frequency (MHz)	Result (dBm)	Factor (dB)	PK Limit (dBm)	Over Limit (dB)	Table (o)	ANT	EUT	Verdict
832.142	-49.83	2.46	-13.0	-36.83	132.00	Horizontal	Vertical	N/A
884.667	-44.14	3.14	-13.0	-31.14	295.00	Horizontal	Vertical	N/A
2203.600	-54.04	-1.51	-13.0	-41.04	295.00	Horizontal	Vertical	Pass
3182.000	-52.04	2.54	-13.0	-39.04	45.00	Horizontal	Vertical	Pass
6988.800	-41.31	13.49	-13.0	-28.31	277.00	Horizontal	Vertical	Pass
9456.250	-41.06	16.61	-13.0	-28.06	186.00	Horizontal	Vertical	Pass

RSE-V&V LTE Band 26 (Part2) BW10 CH26915



Frequency (MHz)	Result (dBm)	Factor (dB)	PK Limit (dBm)	Over Limit (dB)	Table (o)	ANT	EUT	Verdict
832.142	-41.99	2.46	-13.0	-28.99	24.00	Vertical	Vertical	N/A
882.582	-34.69	2.92	-13.0	-21.69	225.00	Vertical	Vertical	N/A
2300.000	-53.83	-1.14	-13.0	-40.83	18.00	Vertical	Vertical	Pass
3210.800	-51.41	3.53	-13.0	-38.41	193.00	Vertical	Vertical	Pass
6991.600	-41.71	13.52	-13.0	-28.71	325.00	Vertical	Vertical	Pass
8858.500	-42.39	15.07	-13.0	-29.39	356.00	Vertical	Vertical	Pass

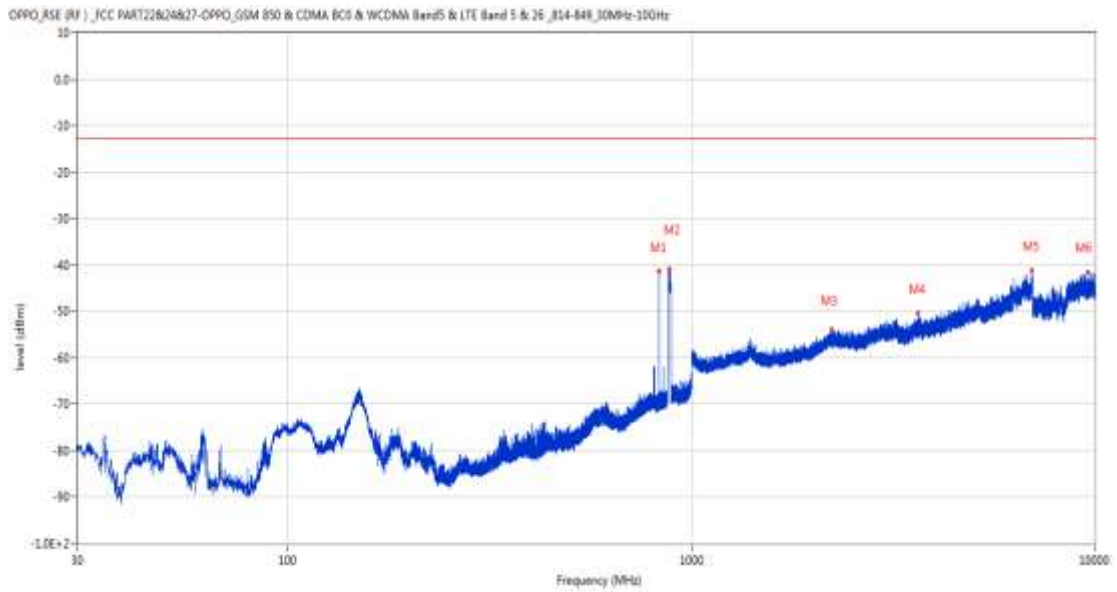
RSE-V&H LTE Band 26 (Part22) BW10 CH26915



Frequency (MHz)	Result (dBm)	Factor (dB)	PK Limit (dBm)	Over Limit (dB)	Table (o)	ANT	EUT	Verdict
832.093	-43.99	2.46	-13.0	-30.99	54.00	Vertical	Horizontal	N/A
884.036	-31.70	3.11	-13.0	-18.70	356.00	Vertical	Horizontal	N/A
2181.400	-54.09	-1.71	-13.0	-41.09	18.00	Vertical	Horizontal	Pass
3698.600	-51.10	5.09	-13.0	-38.10	0.00	Vertical	Horizontal	Pass
6966.200	-41.66	13.21	-13.0	-28.66	113.00	Vertical	Horizontal	Pass
9452.349	-42.08	16.69	-13.0	-29.08	227.00	Vertical	Horizontal	Pass

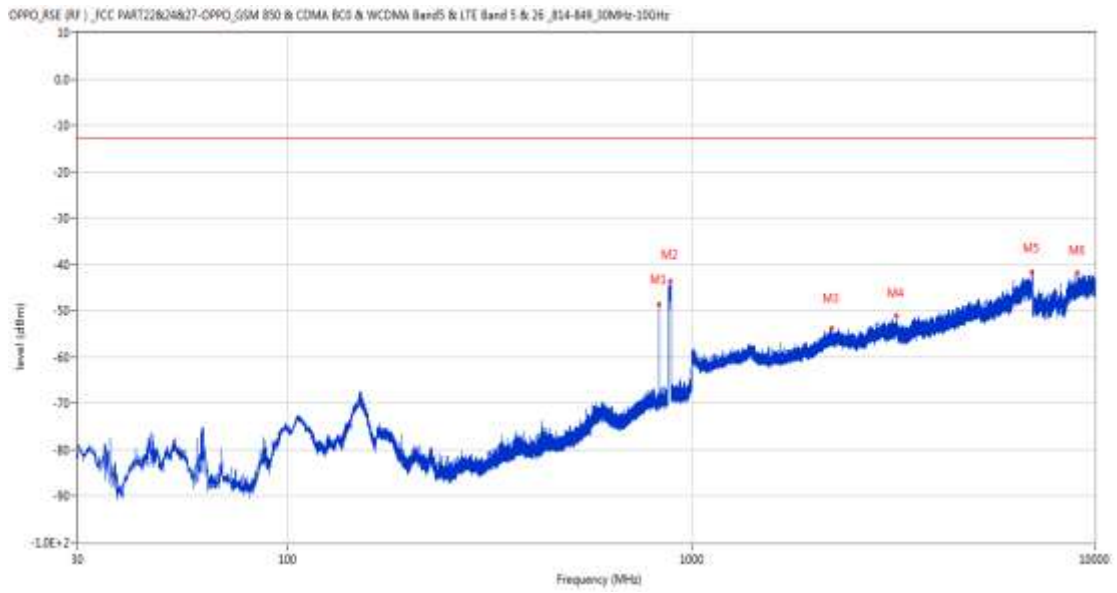
## 14.5 LTE Band 26 (Part22) BW15, Middle Channel

RSE-H&H LTE Band 26 (Part22) BW15 CH26915



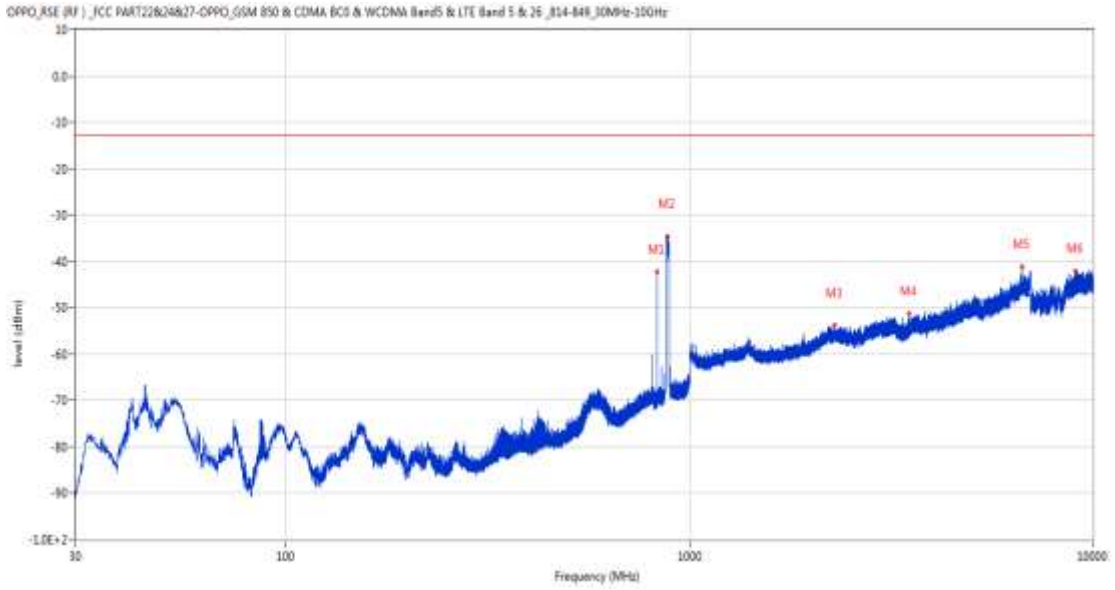
Frequency (MHz)	Result (dBm)	Factor (dB)	PK Limit (dBm)	Over Limit (dB)	Table (o)	ANT	EUT	Verdict
829.862	-41.50	2.39	-13.0	-28.50	81.00	Horizontal	Horizontal	N/A
880.836	-41.01	2.72	-13.0	-28.01	325.00	Horizontal	Horizontal	N/A
2228.600	-53.98	-1.12	-13.0	-40.98	40.00	Horizontal	Horizontal	Pass
3645.200	-50.44	4.48	-13.0	-37.44	303.00	Horizontal	Horizontal	Pass
6994.200	-41.27	13.62	-13.0	-28.27	318.00	Horizontal	Horizontal	Pass
9631.150	-41.72	16.30	-13.0	-28.72	22.00	Horizontal	Horizontal	Pass

RSE-H&V LTE Band 26 (Part2) BW15 CH26915



Frequency (MHz)	Result (dBm)	Factor (dB)	PK Limit (dBm)	Over Limit (dB)	Table (o)	ANT	EUT	Verdict
829.862	-48.59	2.39	-13.0	-35.59	21.00	Horizontal	Vertical	N/A
885.928	-43.71	3.11	-13.0	-30.71	269.00	Horizontal	Vertical	N/A
2228.500	-53.71	-1.12	-13.0	-40.71	234.00	Horizontal	Vertical	Pass
3217.200	-51.14	3.89	-13.0	-38.14	358.00	Horizontal	Vertical	Pass
6996.000	-41.61	13.56	-13.0	-28.61	135.00	Horizontal	Vertical	Pass
9053.200	-41.85	14.93	-13.0	-28.85	191.00	Horizontal	Vertical	Pass

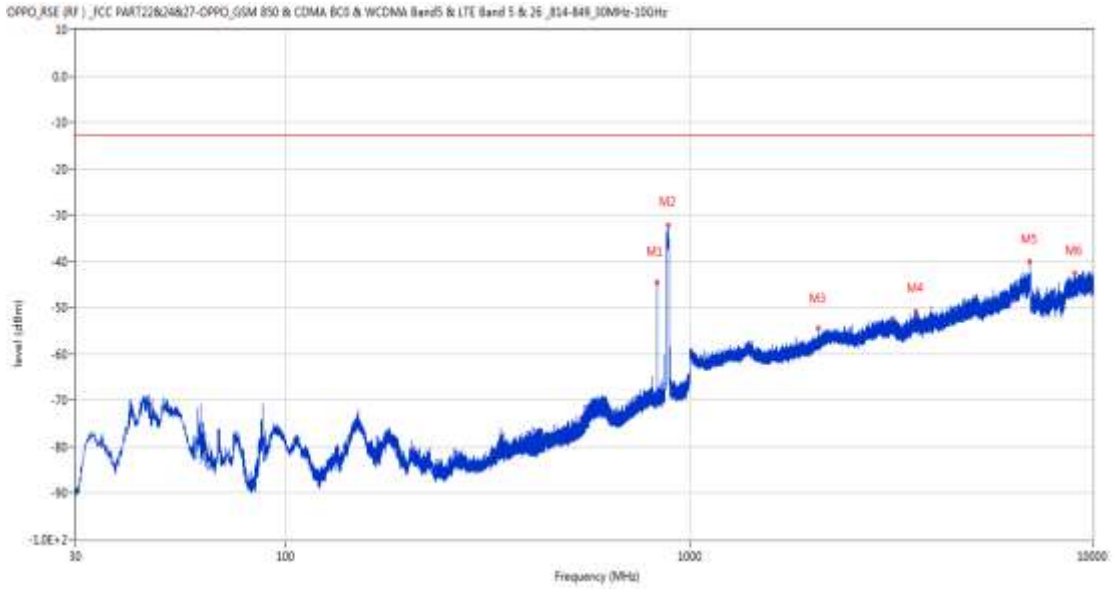
RSE-V&V LTE Band 26 (Part2) BW15 CH26915



Frequency (MHz)	Result (dBm)	Factor (dB)	PK Limit (dBm)	Over Limit (dB)	Table (o)	ANT	EUT	Verdict
829.814	-42.36	2.39	-13.0	-29.36	45.00	Vertical	Vertical	N/A
881.757	-34.63	2.82	-13.0	-21.63	243.00	Vertical	Vertical	N/A
2295.200	-53.81	-1.17	-13.0	-40.81	167.00	Vertical	Vertical	Pass
3502.000	-51.31	3.18	-13.0	-38.31	0.00	Vertical	Vertical	Pass
6685.800	-41.27	12.03	-13.0	-28.27	224.00	Vertical	Vertical	Pass
9046.600	-42.18	14.97	-13.0	-29.18	309.00	Vertical	Vertical	Pass



RSE-V&H LTE Band 26 (Part2) BW15 CH26915

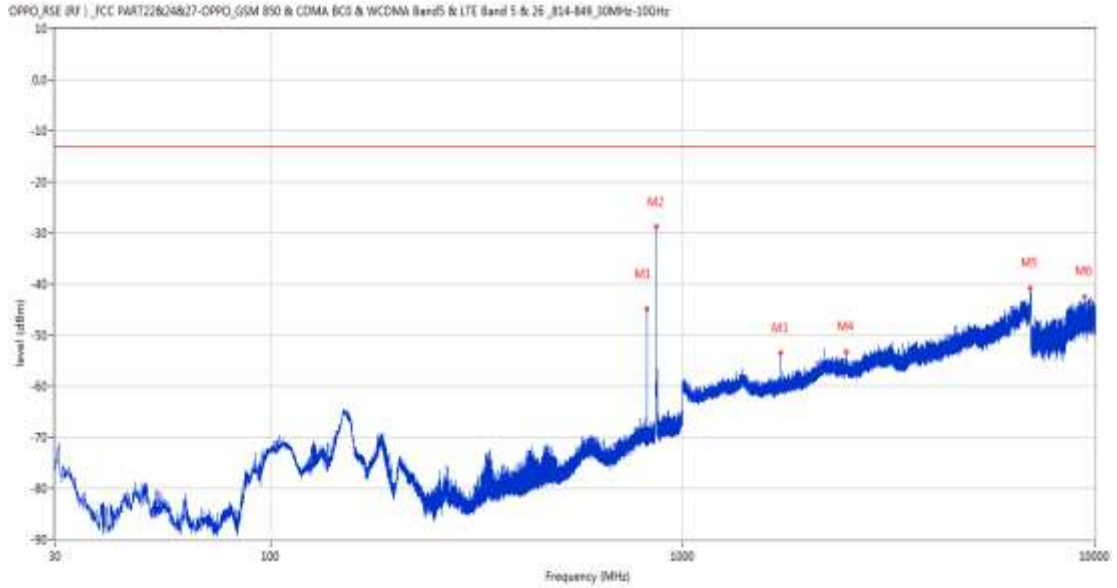


Frequency (MHz)	Result (dBm)	Factor (dB)	PK Limit (dBm)	Over Limit (dB)	Table (o)	ANT	EUT	Verdict
829.911	-44.51	2.39	-13.0	-31.51	49.00	Vertical	Horizontal	N/A
884.231	-32.12	3.14	-13.0	-19.12	251.00	Vertical	Horizontal	N/A
2083.800	-54.50	-2.91	-13.0	-41.50	337.00	Vertical	Horizontal	Pass
3650.000	-50.94	4.47	-13.0	-37.94	168.00	Vertical	Horizontal	Pass
6993.200	-40.10	13.64	-13.0	-27.10	35.00	Vertical	Horizontal	Pass
9026.050	-42.63	15.30	-13.0	-29.63	110.00	Vertical	Horizontal	Pass

15 LTE Band 26 (Part90)

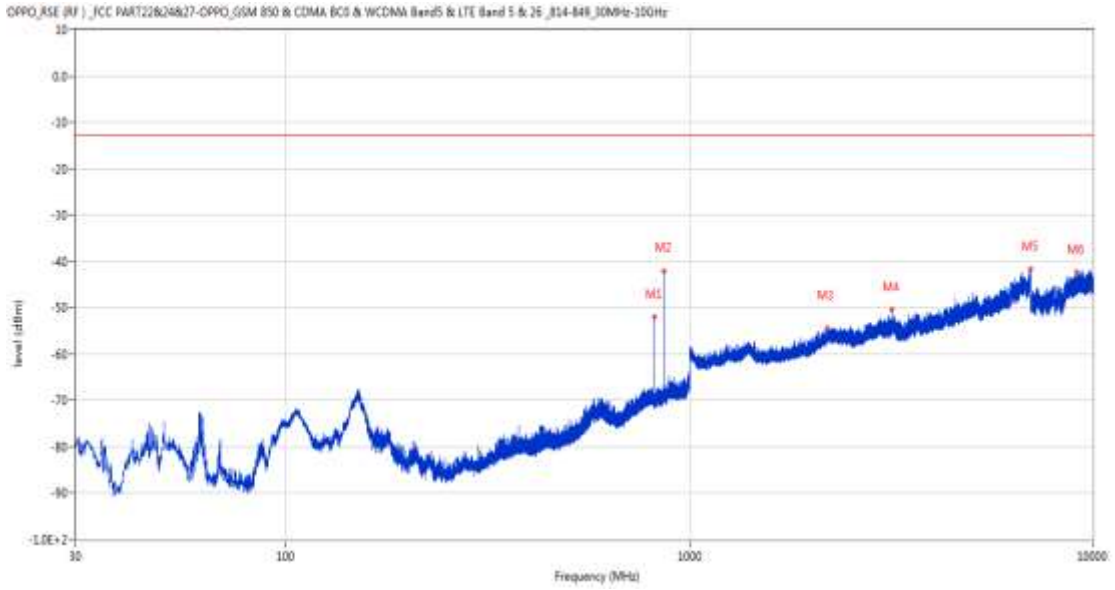
15.1 LTE Band 26 (Part90) BW1.4, Middle Channel

RSE-H&H LTE Band 26 (Part90) BW1.4 CH26740



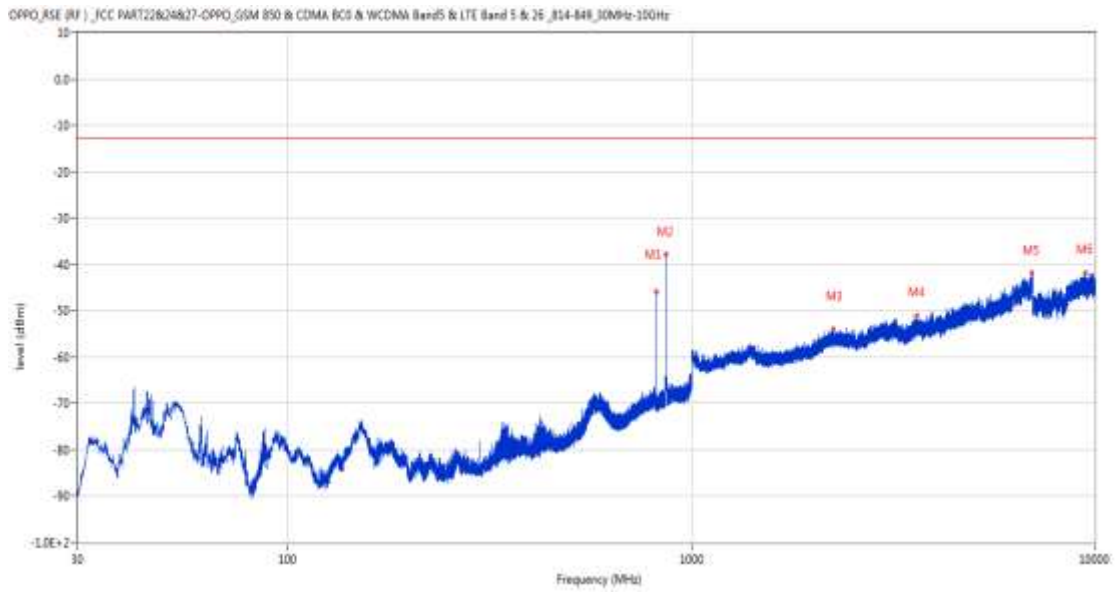
Frequency (MHz)	Result (dBm)	Factor (dB)	PK Limit (dBm)	Over Limit (dB)	Table (o)	ANT	EUT	Verdict
818.513	-44.90	2.10	-13.0	-31.90	74.00	Horizontal	Horizontal	N/A
863.958	-28.85	2.15	-13.0	-15.85	292.00	Horizontal	Horizontal	N/A
1727.800	-53.42	-5.49	-13.0	-40.42	225.00	Horizontal	Horizontal	Pass
2496.400	-53.34	-0.51	-13.0	-40.34	103.00	Horizontal	Horizontal	Pass
6980.600	-40.75	13.78	-13.0	-27.75	260.00	Horizontal	Horizontal	Pass
9452.650	-42.52	16.68	-13.0	-29.52	6.00	Horizontal	Horizontal	Pass

RSE-H&V LTE Band 26 (Part90) BW1.4 CH26740



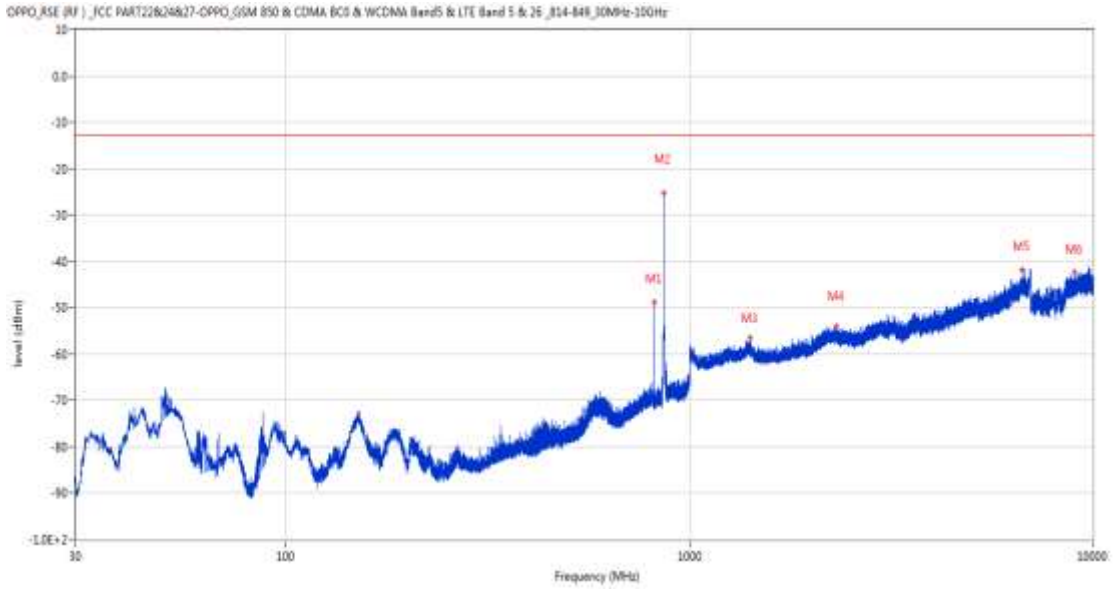
Frequency (MHz)	Result (dBm)	Factor (dB)	PK Limit (dBm)	Over Limit (dB)	Table (o)	ANT	EUT	Verdict
818.562	-52.04	2.09	-13.0	-39.04	124.00	Horizontal	Vertical	N/A
863.618	-41.99	2.14	-13.0	-28.99	215.00	Horizontal	Vertical	N/A
2195.600	-54.35	-1.91	-13.0	-41.35	75.00	Horizontal	Vertical	Pass
3169.800	-50.36	3.19	-13.0	-37.36	303.00	Horizontal	Vertical	Pass
6998.200	-41.74	13.63	-13.0	-28.74	231.00	Horizontal	Vertical	Pass
9110.651	-42.36	14.99	-13.0	-29.36	114.00	Horizontal	Vertical	Pass

RSE-V&V LTE Band 26 (Part90) BW1.4 CH26740



Frequency (MHz)	Result (dBm)	Factor (dB)	PK Limit (dBm)	Over Limit (dB)	Table (o)	ANT	EUT	Verdict
818.513	-45.99	2.10	-13.0	-32.99	18.00	Vertical	Vertical	N/A
864.491	-37.77	2.17	-13.0	-24.77	250.00	Vertical	Vertical	N/A
2248.000	-53.91	-1.45	-13.0	-40.91	130.00	Vertical	Vertical	Pass
3631.200	-50.98	3.49	-13.0	-37.98	230.00	Vertical	Vertical	Pass
6991.200	-41.82	13.49	-13.0	-28.82	47.00	Vertical	Vertical	Pass
9470.650	-41.79	16.28	-13.0	-28.79	338.00	Vertical	Vertical	Pass

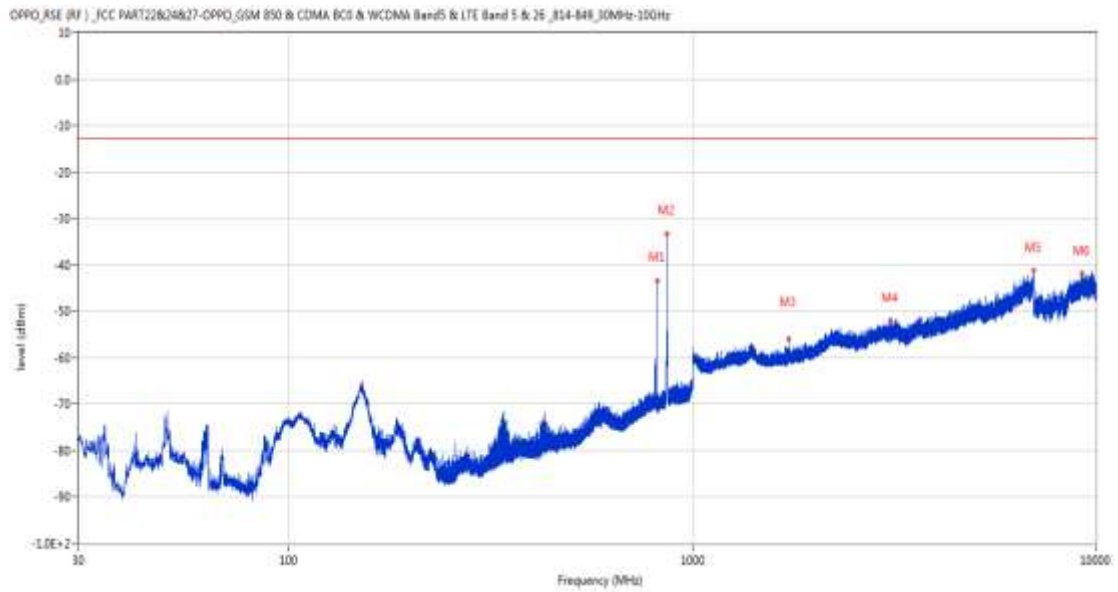
RSE-V&H LTE Band 26 (Part90) BW1.4 CH26740



Frequency (MHz)	Result (dBm)	Factor (dB)	PK Limit (dBm)	Over Limit (dB)	Table (o)	ANT	EUT	Verdict
818.513	-48.73	2.10	-13.0	-35.73	48.00	Vertical	Horizontal	N/A
864.394	-25.22	2.16	-13.0	-12.22	241.00	Vertical	Horizontal	N/A
1416.600	-56.37	-4.32	-13.0	-43.37	40.00	Vertical	Horizontal	Pass
2309.800	-54.07	-1.06	-13.0	-41.07	154.00	Vertical	Horizontal	Pass
6685.200	-41.75	12.04	-13.0	-28.75	339.00	Vertical	Horizontal	Pass
9038.650	-42.24	15.04	-13.0	-29.24	140.00	Vertical	Horizontal	Pass

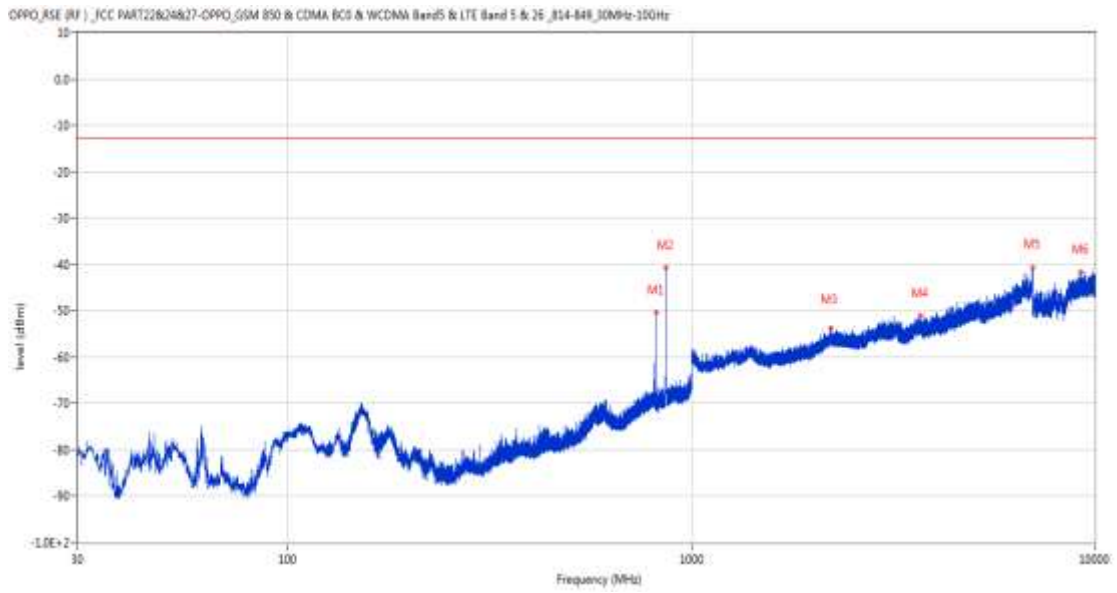
## 15.2 LTE Band 26 (Part90) BW3, Middle Channel

RSE-H&H LTE Band 26 (Part90) BW3 CH26740



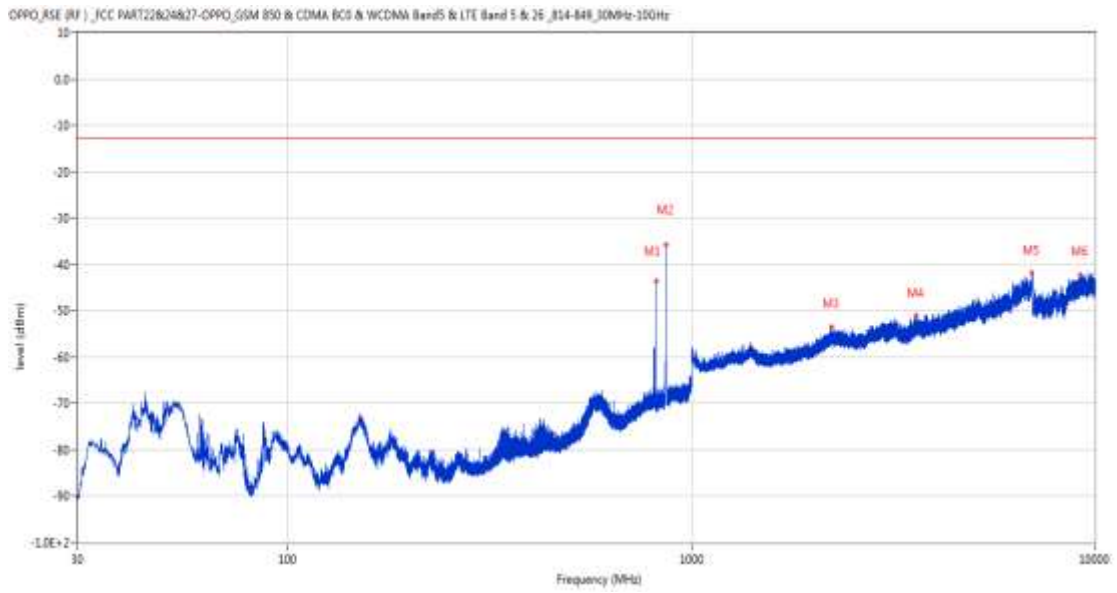
Frequency (MHz)	Result (dBm)	Factor (dB)	PK Limit (dBm)	Over Limit (dB)	Table (o)	ANT	EUT	Verdict
817.737	-43.47	2.10	-13.0	-30.47	84.00	Horizontal	Horizontal	N/A
863.715	-33.36	2.14	-13.0	-20.36	325.00	Horizontal	Horizontal	N/A
1728.700	-56.07	-5.48	-13.0	-43.07	237.00	Horizontal	Horizontal	Pass
3092.400	-52.02	2.34	-13.0	-39.02	130.00	Horizontal	Horizontal	Pass
6998.600	-41.21	13.64	-13.0	-28.21	0.00	Horizontal	Horizontal	Pass
9247.000	-41.96	15.22	-13.0	-28.96	4.00	Horizontal	Horizontal	Pass

RSE-H&V LTE Band 26 (Part90) BW3 CH26740



Frequency (MHz)	Result (dBm)	Factor (dB)	PK Limit (dBm)	Over Limit (dB)	Table (o)	ANT	EUT	Verdict
817.737	-50.34	2.10	-13.0	-37.34	146.00	Horizontal	Vertical	N/A
864.588	-40.84	2.17	-13.0	-27.84	201.00	Horizontal	Vertical	N/A
2210.000	-53.69	-1.13	-13.0	-40.69	95.00	Horizontal	Vertical	Pass
3688.800	-51.07	4.96	-13.0	-38.07	321.00	Horizontal	Vertical	Pass
6999.200	-40.81	13.65	-13.0	-27.81	85.00	Horizontal	Vertical	Pass
9239.050	-41.74	15.27	-13.0	-28.74	297.00	Horizontal	Vertical	Pass

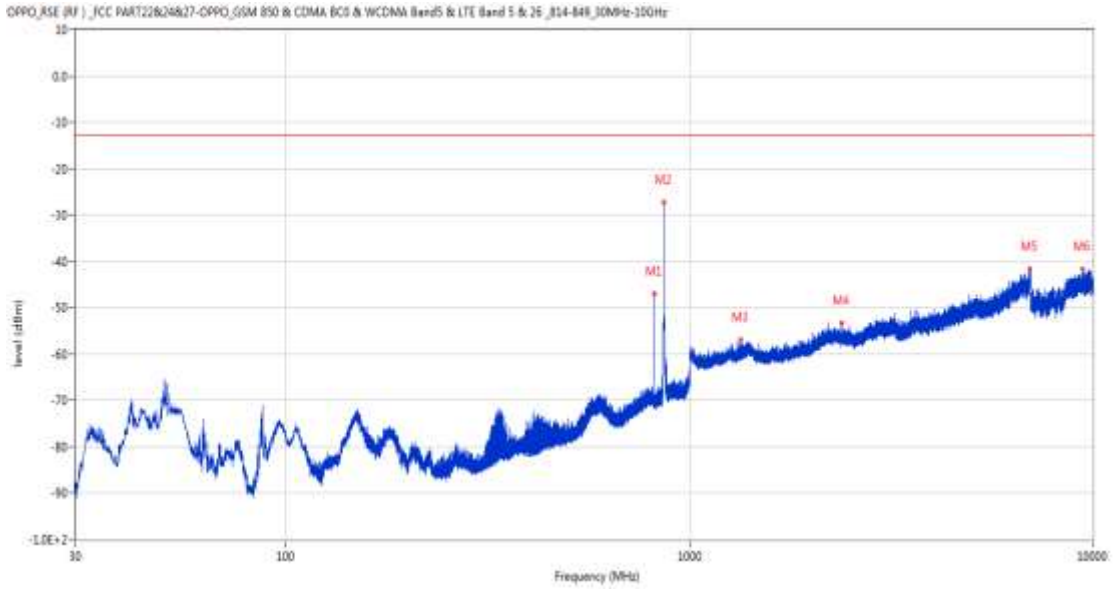
RSE-V&V LTE Band 26 (Part90) BW3 CH26740



Frequency (MHz)	Result (dBm)	Factor (dB)	PK Limit (dBm)	Over Limit (dB)	Table (o)	ANT	EUT	Verdict
817.688	-43.60	2.10	-13.0	-30.60	139.00	Vertical	Vertical	N/A
864.734	-35.86	2.18	-13.0	-22.86	249.00	Vertical	Vertical	N/A
2229.400	-53.57	-1.14	-13.0	-40.57	199.00	Vertical	Vertical	Pass
3605.200	-51.06	3.29	-13.0	-38.06	358.00	Vertical	Vertical	Pass
6985.800	-41.86	13.70	-13.0	-28.86	177.00	Vertical	Vertical	Pass
9206.799	-42.28	15.34	-13.0	-29.28	238.00	Vertical	Vertical	Pass



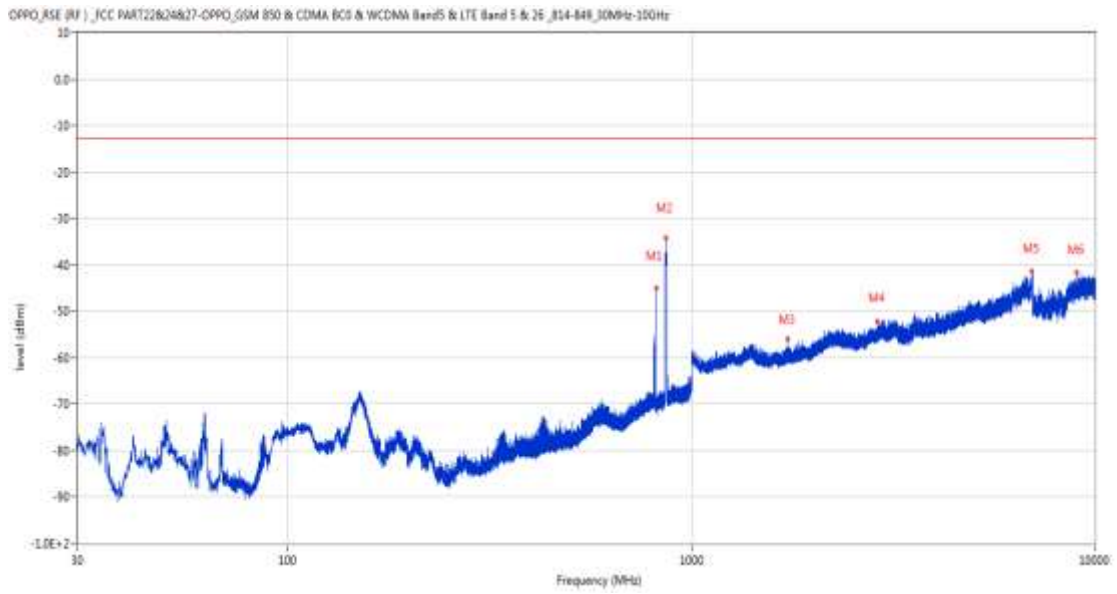
RSE-V&H LTE Band 26 (Part90) BW3 CH26740



Frequency (MHz)	Result (dBm)	Factor (dB)	PK Limit (dBm)	Over Limit (dB)	Table (o)	ANT	EUT	Verdict
817.737	-47.12	2.10	-13.0	-34.12	47.00	Vertical	Horizontal	N/A
863.909	-27.25	2.15	-13.0	-14.25	218.00	Vertical	Horizontal	N/A
1341.900	-56.94	-5.03	-13.0	-43.94	47.00	Vertical	Horizontal	Pass
2386.700	-53.40	-1.34	-13.0	-40.40	360.00	Vertical	Horizontal	Pass
6967.000	-41.59	13.30	-13.0	-28.59	19.00	Vertical	Horizontal	Pass
9442.450	-41.70	16.53	-13.0	-28.70	298.00	Vertical	Horizontal	Pass

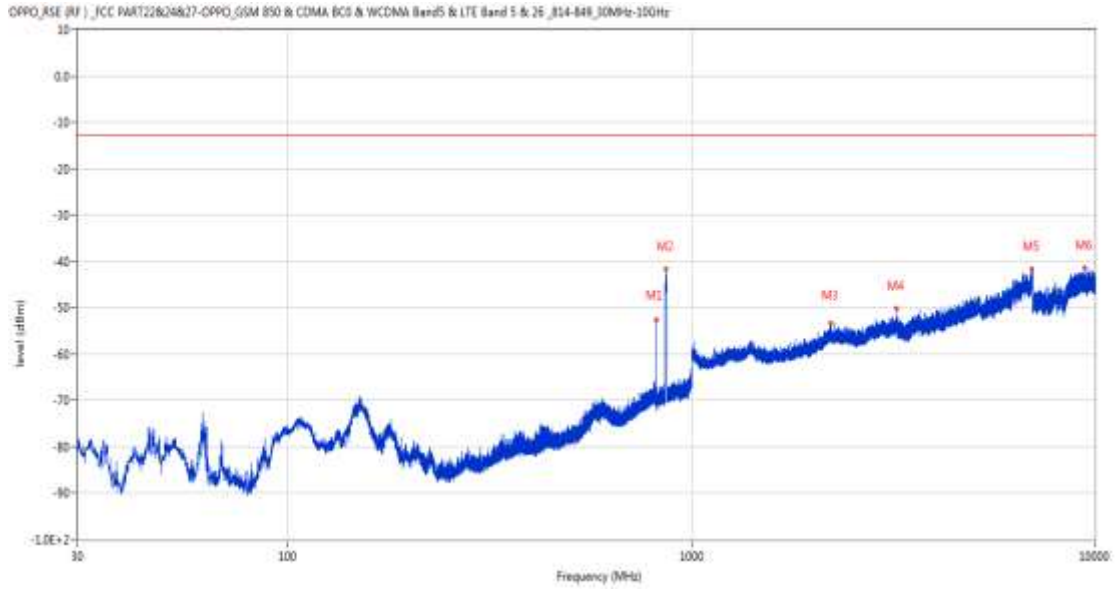
### 15.3 LTE Band 26 (Part90) BW5, Middle Channel

RSE-H&H LTE Band 26 (Part90) BW5 CH26740



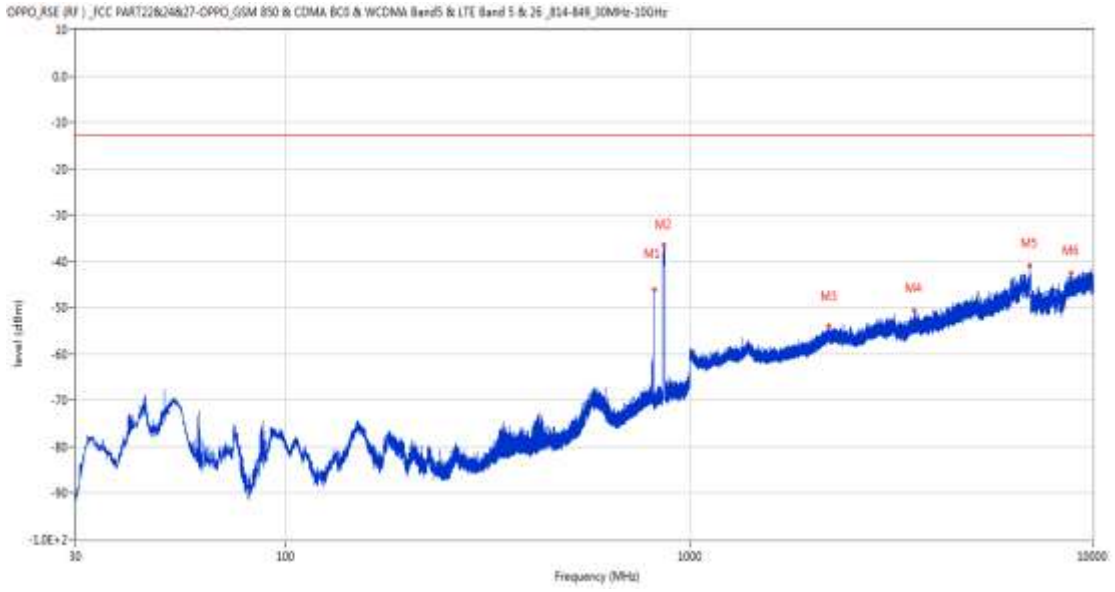
Frequency (MHz)	Result (dBm)	Factor (dB)	PK Limit (dBm)	Over Limit (dB)	Table (o)	ANT	EUT	Verdict
816.815	-45.06	2.10	-13.0	-32.06	75.00	Horizontal	Horizontal	N/A
864.442	-34.27	2.17	-13.0	-21.27	320.00	Horizontal	Horizontal	N/A
1729.300	-56.10	-5.48	-13.0	-43.10	231.00	Horizontal	Horizontal	Pass
2892.800	-52.25	1.47	-13.0	-39.25	276.00	Horizontal	Horizontal	Pass
6990.000	-41.33	13.46	-13.0	-28.33	97.00	Horizontal	Horizontal	Pass
9031.151	-41.65	15.19	-13.0	-28.65	121.00	Horizontal	Horizontal	Pass

RSE-H&V LTE Band 26 (Part90) BW5 CH26740



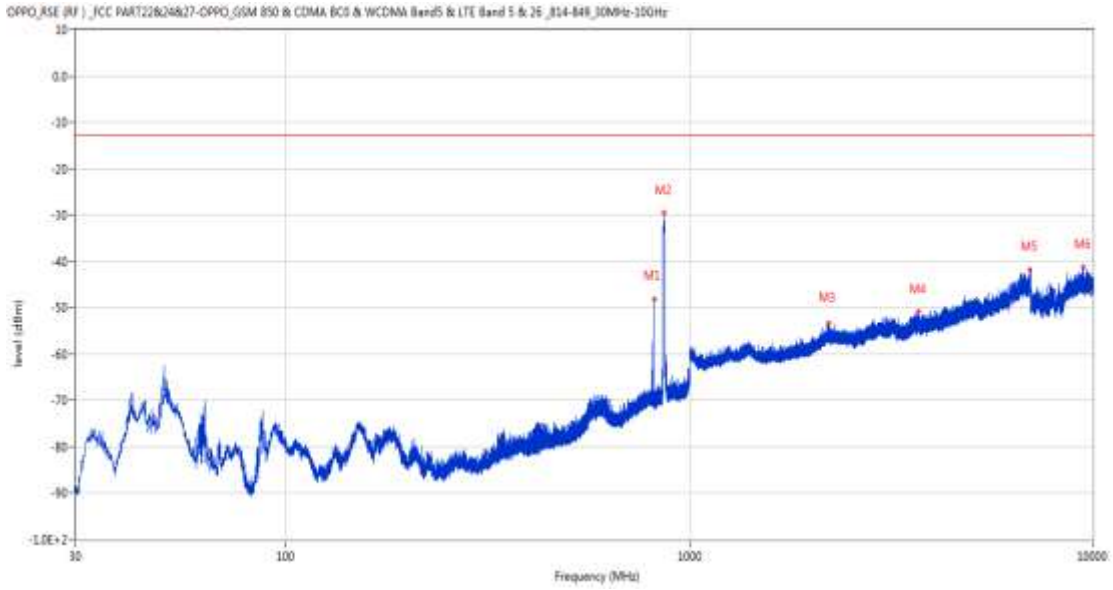
Frequency (MHz)	Result (dBm)	Factor (dB)	PK Limit (dBm)	Over Limit (dB)	Table (o)	ANT	EUT	Verdict
816.815	-52.67	2.10	-13.0	-39.67	13.00	Horizontal	Vertical	N/A
864.927	-41.69	2.18	-13.0	-28.69	203.00	Horizontal	Vertical	N/A
2208.800	-53.29	-1.18	-13.0	-40.29	176.00	Horizontal	Vertical	Pass
3220.200	-50.23	3.99	-13.0	-37.23	236.00	Horizontal	Vertical	Pass
6971.400	-41.67	13.56	-13.0	-28.67	289.00	Horizontal	Vertical	Pass
9447.250	-41.40	16.67	-13.0	-28.40	246.00	Horizontal	Vertical	Pass

RSE-V&V LTE Band 26 (Part90) BW5 CH26740



Frequency (MHz)	Result (dBm)	Factor (dB)	PK Limit (dBm)	Over Limit (dB)	Table (o)	ANT	EUT	Verdict
816.767	-46.17	2.10	-13.0	-33.17	127.00	Vertical	Vertical	N/A
866.043	-36.54	2.25	-13.0	-23.54	237.00	Vertical	Vertical	N/A
2213.100	-54.03	-1.16	-13.0	-41.03	279.00	Vertical	Vertical	Pass
3612.200	-50.57	3.41	-13.0	-37.57	341.00	Vertical	Vertical	Pass
6984.000	-41.01	13.80	-13.0	-28.01	131.00	Vertical	Vertical	Pass
8821.450	-42.48	14.99	-13.0	-29.48	360.00	Vertical	Vertical	Pass

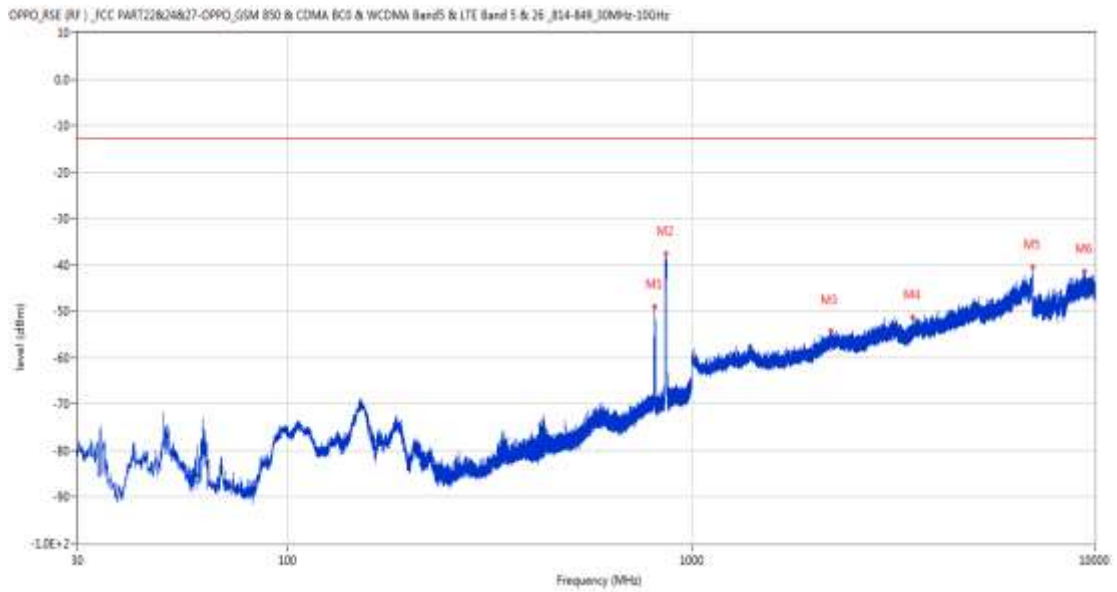
RSE-V&H LTE Band 26 (Part90) BW5 CH26740



Frequency (MHz)	Result (dBm)	Factor (dB)	PK Limit (dBm)	Over Limit (dB)	Table (o)	ANT	EUT	Verdict
816.864	-48.25	2.10	-13.0	-35.25	52.00	Vertical	Horizontal	N/A
864.297	-29.43	2.16	-13.0	-16.43	348.00	Vertical	Horizontal	N/A
2210.200	-53.41	-1.12	-13.0	-40.41	45.00	Vertical	Horizontal	Pass
3696.200	-50.73	5.25	-13.0	-37.73	307.00	Vertical	Horizontal	Pass
6977.600	-41.94	13.86	-13.0	-28.94	0.00	Vertical	Horizontal	Pass
9455.500	-41.12	16.62	-13.0	-28.12	98.00	Vertical	Horizontal	Pass

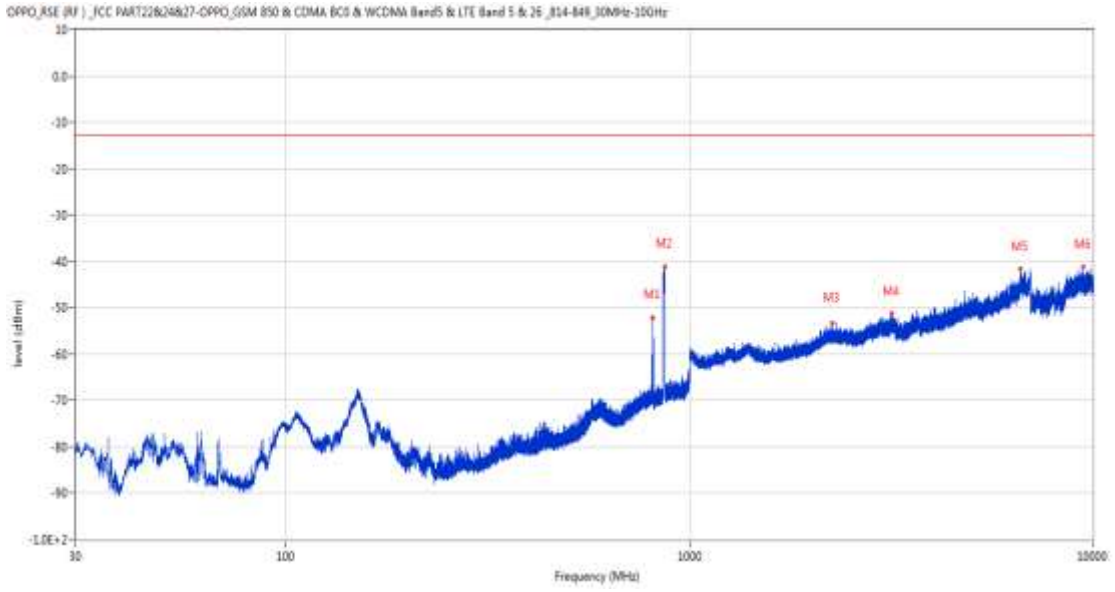
## 15.4 LTE Band 26 (Part90) BW10, Middle Channel

RSE-H&H LTE Band 26 (Part90) BW10 CH26740



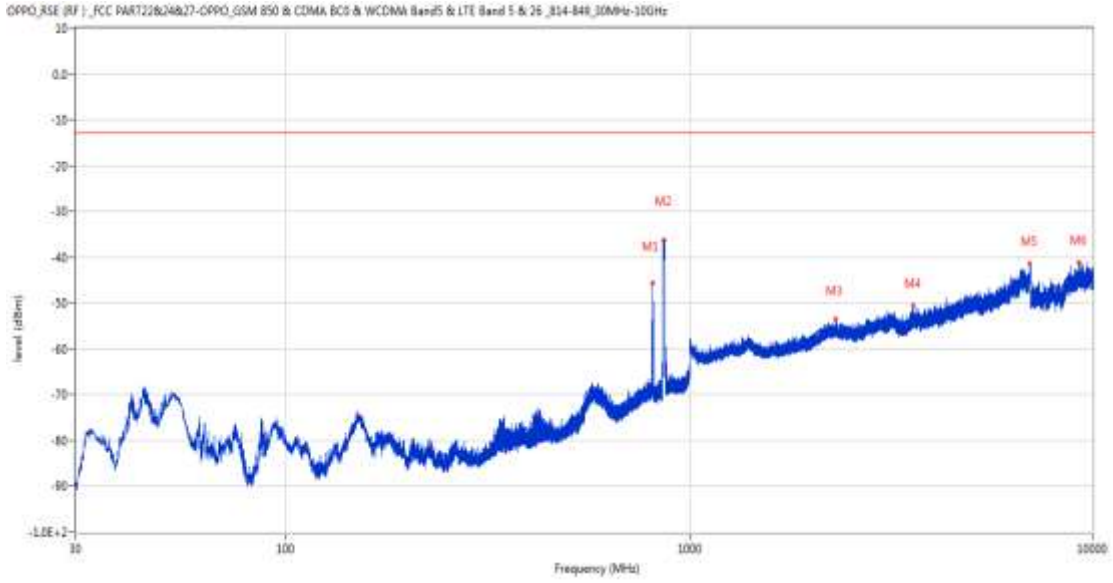
Frequency (MHz)	Result (dBm)	Factor (dB)	PK Limit (dBm)	Over Limit (dB)	Table (o)	ANT	EUT	Verdict
810.122	-49.02	2.11	-13.0	-36.02	334.00	Horizontal	Horizontal	N/A
865.800	-37.65	2.23	-13.0	-24.65	316.00	Horizontal	Horizontal	N/A
2218.300	-54.30	-0.98	-13.0	-41.30	220.00	Horizontal	Horizontal	Pass
3539.600	-51.30	3.50	-13.0	-38.30	312.00	Horizontal	Horizontal	Pass
6997.800	-40.51	13.63	-13.0	-27.51	331.00	Horizontal	Horizontal	Pass
9439.750	-41.45	16.46	-13.0	-28.45	293.00	Horizontal	Horizontal	Pass

RSE-H&V LTE Band 26 (Part90) BW10 CH26740



Frequency (MHz)	Result (dBm)	Factor (dB)	PK Limit (dBm)	Over Limit (dB)	Table (o)	ANT	EUT	Verdict
810.219	-52.17	2.11	-13.0	-39.17	135.00	Horizontal	Vertical	N/A
866.431	-41.18	2.27	-13.0	-28.18	199.00	Horizontal	Vertical	N/A
2255.600	-53.40	-1.22	-13.0	-40.40	53.00	Horizontal	Vertical	Pass
3180.400	-51.29	2.58	-13.0	-38.29	205.00	Horizontal	Vertical	Pass
6607.600	-41.72	12.25	-13.0	-28.72	308.00	Horizontal	Vertical	Pass
9452.200	-41.18	16.69	-13.0	-28.18	209.00	Horizontal	Vertical	Pass

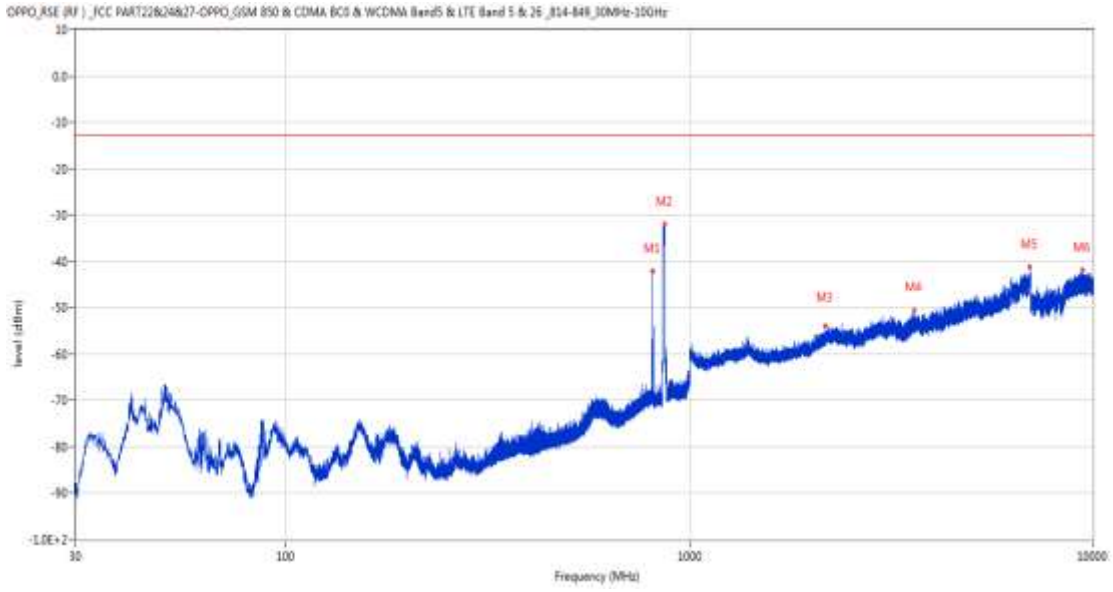
RSE-V&V LTE Band 26 (Part90) BW10 CH26740



Frequency (MHz)	Result (dBm)	Factor (dB)	PK Limit (dBm)	Over Limit (dB)	Table (o)	ANT	EUT	Verdict
810.219	-45.65	2.11	-13.0	-32.65	49.00	Vertical	Vertical	N/A
866.043	-36.27	2.25	-13.0	-23.27	237.00	Vertical	Vertical	N/A
2301.100	-53.64	-1.14	-13.0	-40.64	310.00	Vertical	Vertical	Pass
3585.200	-50.63	3.30	-13.0	-37.63	46.00	Vertical	Vertical	Pass
6992.200	-41.50	13.56	-13.0	-28.50	324.00	Vertical	Vertical	Pass
9226.150	-41.18	15.32	-13.0	-28.18	195.00	Vertical	Vertical	Pass



RSE-V&H LTE Band 26 (Part90) BW10 CH26740

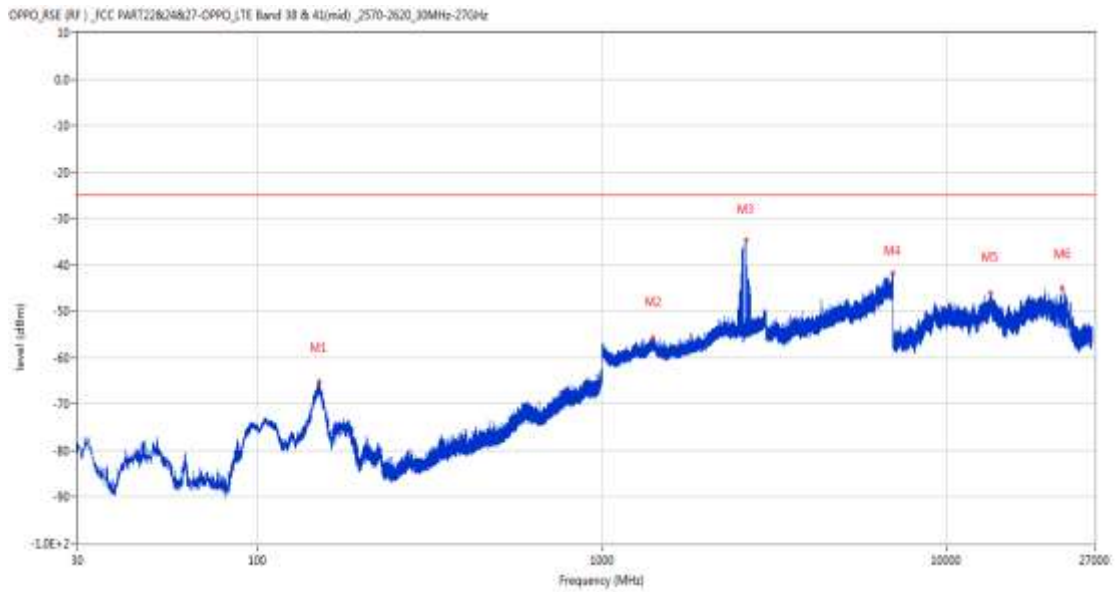


Frequency (MHz)	Result (dBm)	Factor (dB)	PK Limit (dBm)	Over Limit (dB)	Table (o)	ANT	EUT	Verdict
810.802	-42.18	2.10	-13.0	-29.18	29.00	Vertical	Horizontal	N/A
867.692	-32.05	2.34	-13.0	-19.05	225.00	Vertical	Horizontal	N/A
2170.900	-54.03	-1.65	-13.0	-41.03	313.00	Vertical	Horizontal	Pass
3612.800	-50.58	3.41	-13.0	-37.58	170.00	Vertical	Horizontal	Pass
6989.000	-41.23	13.46	-13.0	-28.23	0.00	Vertical	Horizontal	Pass
9438.099	-41.89	16.43	-13.0	-28.89	299.00	Vertical	Horizontal	Pass

## 16 LTE Band 38

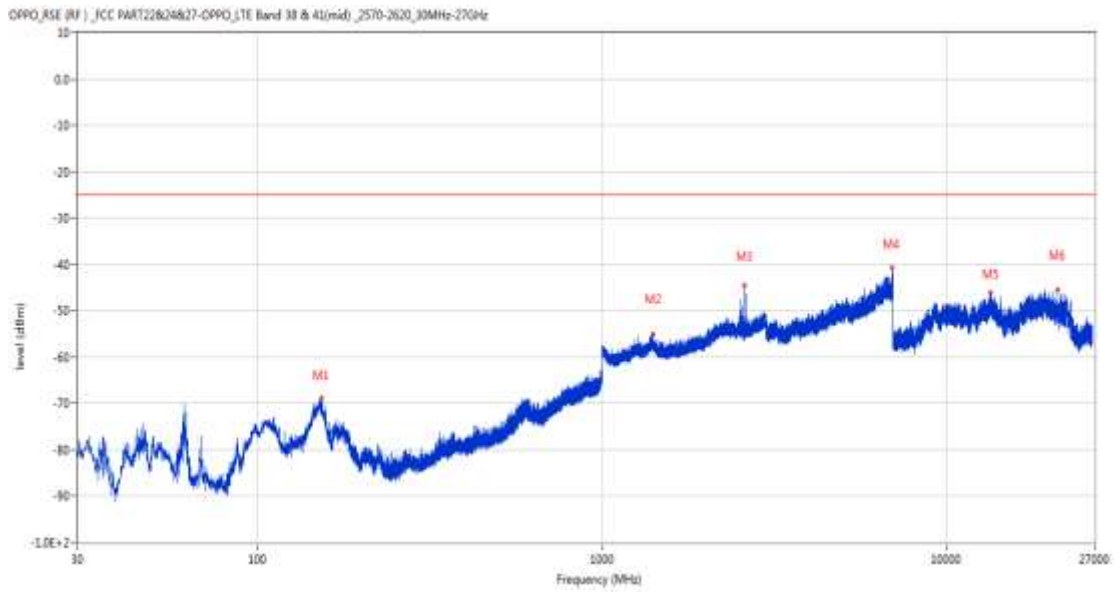
### 16.1 LTE Band 38 BW5, Middle Channel

RSE-H&H LTE Band 38 BW5 CH38000



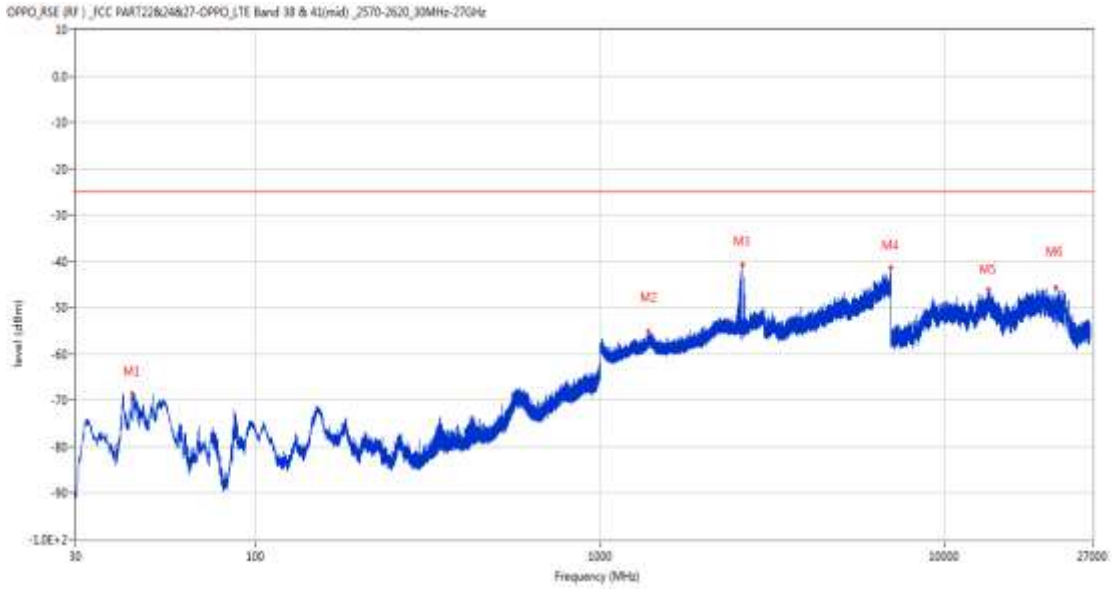
Frequency (MHz)	Result (dBm)	Factor (dB)	PK Limit (dBm)	Over Limit (dB)	Table (o)	ANT	EUT	Verdict
151.153	-65.16	-14.45	-25.0	-40.16	189.00	Horizontal	Horizontal	Pass
1406.900	-55.77	-2.43	-25.0	-30.77	312.00	Horizontal	Horizontal	Pass
2627.700	-34.75	2.02	-25.0	-9.75	335.00	Horizontal	Horizontal	N/A
6995.400	-41.91	13.55	-25.0	-16.91	235.00	Horizontal	Horizontal	Pass
13450.875	-46.04	11.51	-25.0	-21.04	0.00	Horizontal	Horizontal	Pass
21626.950	-44.90	14.70	-25.0	-19.90	103.00	Horizontal	Horizontal	Pass

RSE-H&V LTE Band 38 BW5 CH38000



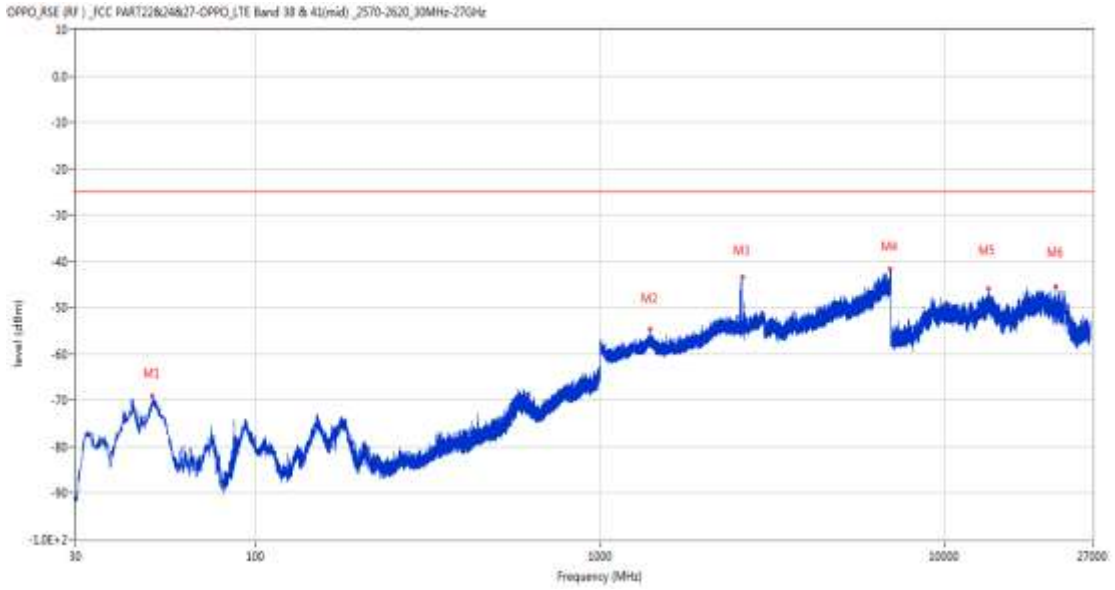
Frequency (MHz)	Result (dBm)	Factor (dB)	PK Limit (dBm)	Over Limit (dB)	Table (o)	ANT	EUT	Verdict
153.481	-68.85	-14.45	-25.0	-43.85	177.00	Horizontal	Vertical	Pass
1406.200	-55.18	-2.38	-25.0	-30.18	194.00	Horizontal	Vertical	Pass
2593.300	-44.63	1.72	-25.0	-19.63	251.00	Horizontal	Vertical	N/A
6977.400	-40.82	13.84	-25.0	-15.82	241.00	Horizontal	Vertical	Pass
13411.500	-46.04	10.86	-25.0	-21.04	228.00	Horizontal	Vertical	Pass
21042.999	-45.38	14.51	-25.0	-20.38	304.00	Horizontal	Vertical	Pass

RSE-V&V LTE Band 38 BW5 CH38000



Frequency (MHz)	Result (dBm)	Factor (dB)	PK Limit (dBm)	Over Limit (dB)	Table (o)	ANT	EUT	Verdict
43.919	-68.63	-14.40	-25.0	-43.63	337.00	Vertical	Vertical	Pass
1381.700	-55.10	-2.50	-25.0	-30.10	71.00	Vertical	Vertical	Pass
2593.200	-40.69	1.72	-25.0	-15.69	239.00	Vertical	Vertical	N/A
6999.400	-41.46	13.65	-25.0	-16.46	189.00	Vertical	Vertical	Pass
13435.125	-46.21	11.22	-25.0	-21.21	206.00	Vertical	Vertical	Pass
21030.250	-45.60	14.51	-25.0	-20.60	232.00	Vertical	Vertical	Pass

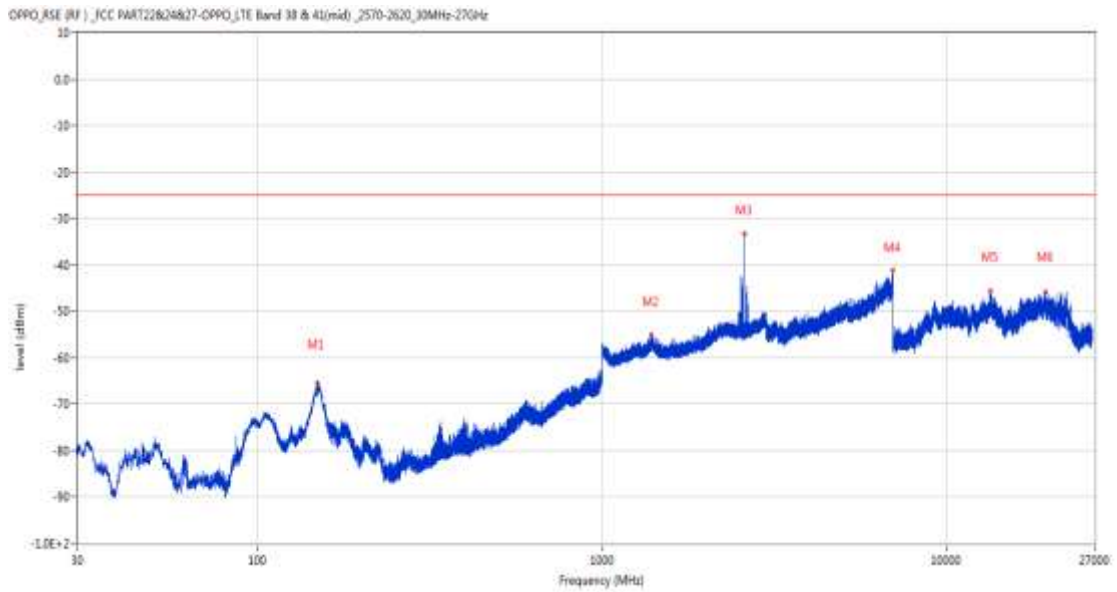
RSE-V&H LTE Band 38 BW5 CH38000



Frequency (MHz)	Result (dBm)	Factor (dB)	PK Limit (dBm)	Over Limit (dB)	Table (o)	ANT	EUT	Verdict
50.127	-68.92	-15.56	-25.0	-43.92	92.00	Vertical	Horizontal	Pass
1400.500	-54.55	-1.94	-25.0	-29.55	329.00	Vertical	Horizontal	Pass
2593.200	-43.48	1.72	-25.0	-18.48	72.00	Vertical	Horizontal	N/A
6977.000	-41.73	13.80	-25.0	-16.73	142.00	Vertical	Horizontal	Pass
13453.237	-45.84	11.49	-25.0	-20.84	46.00	Vertical	Horizontal	Pass
21041.725	-45.47	14.51	-25.0	-20.47	126.00	Vertical	Horizontal	Pass

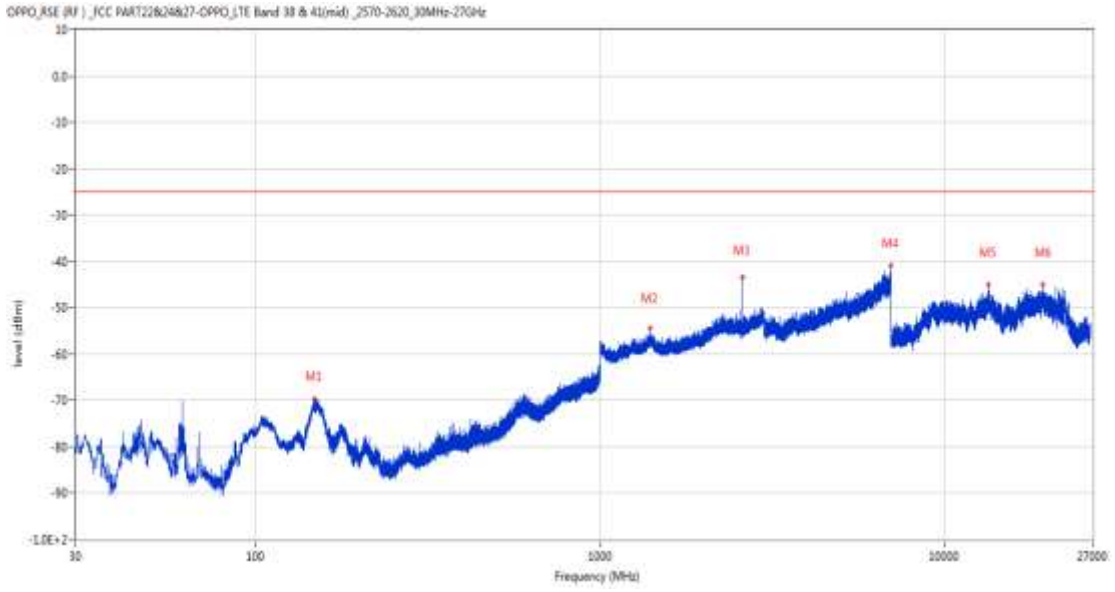
## 16.2 LTE Band 38 BW10, Middle Channel

RSE-H&H LTE Band 38 BW10 CH38000



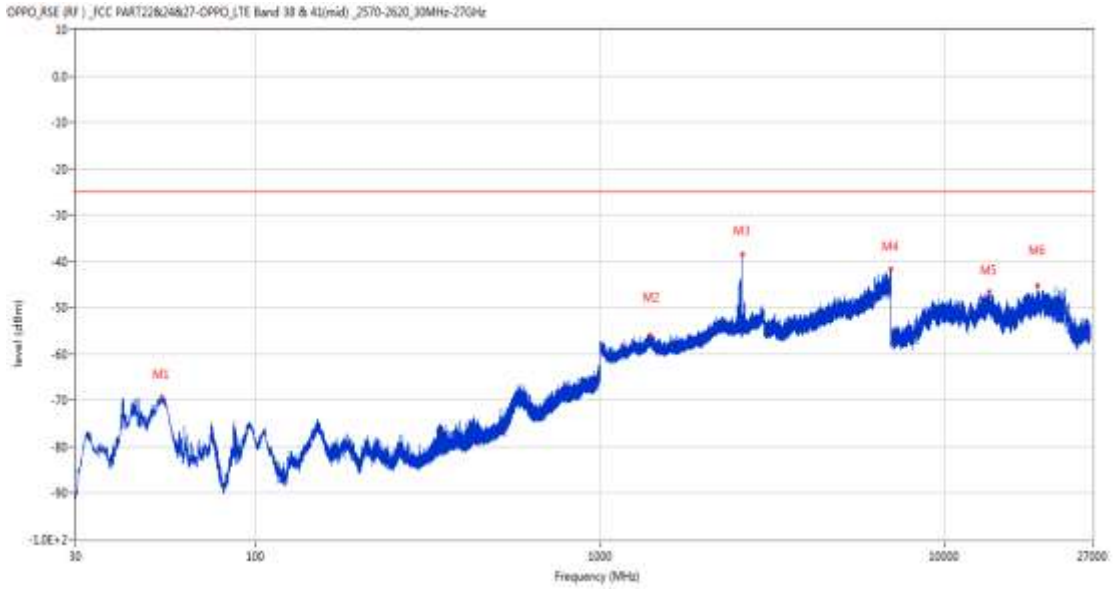
Frequency (MHz)	Result (dBm)	Factor (dB)	PK Limit (dBm)	Over Limit (dB)	Table (o)	ANT	EUT	Verdict
149.504	-65.49	-14.60	-25.0	-40.49	12.00	Horizontal	Horizontal	Pass
1388.300	-55.15	-2.42	-25.0	-30.15	190.00	Horizontal	Horizontal	Pass
2591.000	-33.25	1.69	-25.0	-8.25	327.00	Horizontal	Horizontal	N/A
6982.000	-41.29	13.87	-25.0	-16.29	283.00	Horizontal	Horizontal	Pass
13449.037	-45.77	11.49	-25.0	-20.77	213.00	Horizontal	Horizontal	Pass
19381.250	-46.01	15.10	-25.0	-21.01	125.00	Horizontal	Horizontal	Pass

RSE-H&V LTE Band 38 BW10 CH38000



Frequency (MHz)	Result (dBm)	Factor (dB)	PK Limit (dBm)	Over Limit (dB)	Table (o)	ANT	EUT	Verdict
148.680	-69.70	-14.75	-25.0	-44.70	357.00	Horizontal	Vertical	Pass
1397.900	-54.49	-2.11	-25.0	-29.49	286.00	Horizontal	Vertical	Pass
2591.000	-43.37	1.69	-25.0	-18.37	248.00	Horizontal	Vertical	N/A
6993.200	-40.92	13.64	-25.0	-15.92	145.00	Horizontal	Vertical	Pass
13461.112	-44.95	11.43	-25.0	-19.95	47.00	Horizontal	Vertical	Pass
19292.850	-44.97	15.30	-25.0	-19.97	140.00	Horizontal	Vertical	Pass

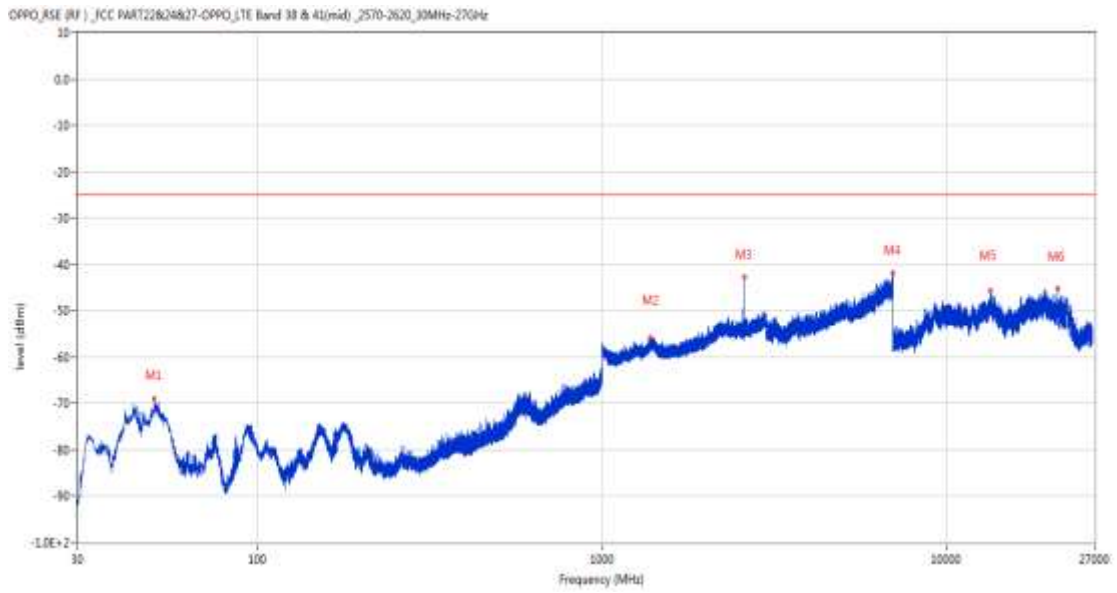
RSE-V&V LTE Band 38 BW10 CH38000



Frequency (MHz)	Result (dBm)	Factor (dB)	PK Limit (dBm)	Over Limit (dB)	Table (o)	ANT	EUT	Verdict
53.571	-69.30	-16.39	-25.0	-44.30	96.00	Vertical	Vertical	Pass
1397.400	-56.07	-2.12	-25.0	-31.07	323.00	Vertical	Vertical	Pass
2591.000	-38.38	1.69	-25.0	-13.38	248.00	Vertical	Vertical	N/A
6996.800	-41.60	13.59	-25.0	-16.60	319.00	Vertical	Vertical	Pass
13486.838	-46.49	10.96	-25.0	-21.49	140.00	Vertical	Vertical	Pass
18641.750	-45.27	11.81	-25.0	-20.27	240.00	Vertical	Vertical	Pass



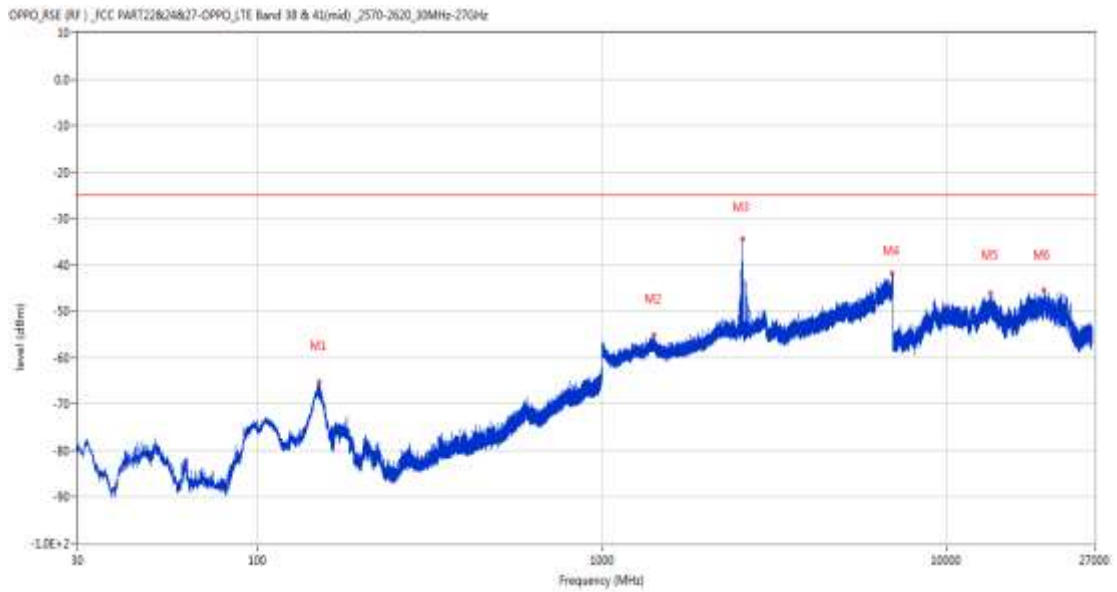
RSE-V&H LTE Band 38 BW10 CH38000



Frequency (MHz)	Result (dBm)	Factor (dB)	PK Limit (dBm)	Over Limit (dB)	Table (o)	ANT	EUT	Verdict
50.079	-68.98	-15.56	-25.0	-43.98	76.00	Vertical	Horizontal	Pass
1382.800	-55.83	-2.50	-25.0	-30.83	53.00	Vertical	Horizontal	Pass
2590.900	-42.75	1.69	-25.0	-17.75	30.00	Vertical	Horizontal	N/A
6994.000	-41.81	13.63	-25.0	-16.81	52.00	Vertical	Horizontal	Pass
13449.562	-45.67	11.51	-25.0	-20.67	306.00	Vertical	Horizontal	Pass
21034.500	-45.26	14.51	-25.0	-20.26	340.00	Vertical	Horizontal	Pass

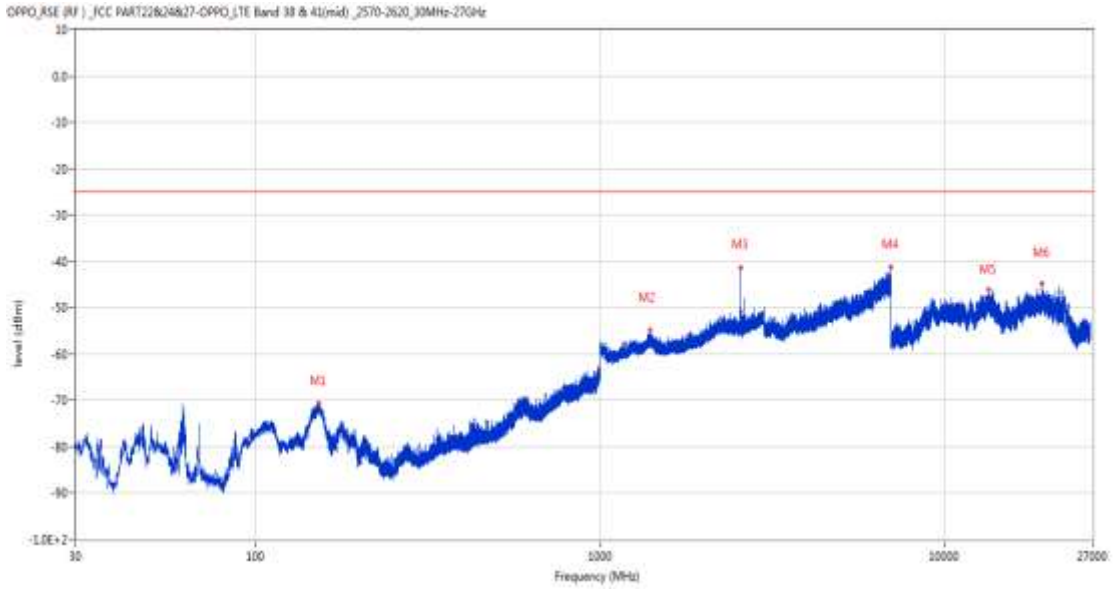
### 16.3 LTE Band 38 BW15, Middle Channel

RSE-H&H LTE Band 38 BW15 CH38000



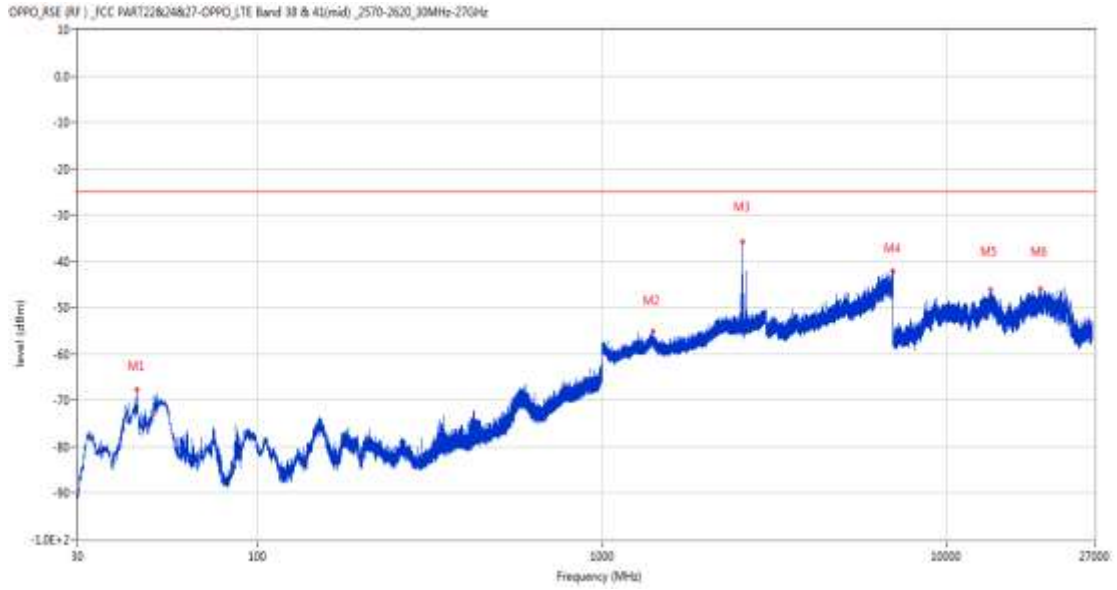
Frequency (MHz)	Result (dBm)	Factor (dB)	PK Limit (dBm)	Over Limit (dB)	Table (o)	ANT	EUT	Verdict
150.959	-65.31	-14.46	-25.0	-40.31	171.00	Horizontal	Horizontal	Pass
1415.800	-55.01	-2.64	-25.0	-30.01	143.00	Horizontal	Horizontal	Pass
2563.900	-34.37	1.43	-25.0	-9.37	347.00	Horizontal	Horizontal	N/A
6977.200	-41.96	13.82	-25.0	-16.96	353.00	Horizontal	Horizontal	Pass
13454.550	-46.09	11.49	-25.0	-21.09	307.00	Horizontal	Horizontal	Pass
19246.100	-45.52	13.98	-25.0	-20.52	330.00	Horizontal	Horizontal	Pass

RSE-H&V LTE Band 38 BW15 CH38000



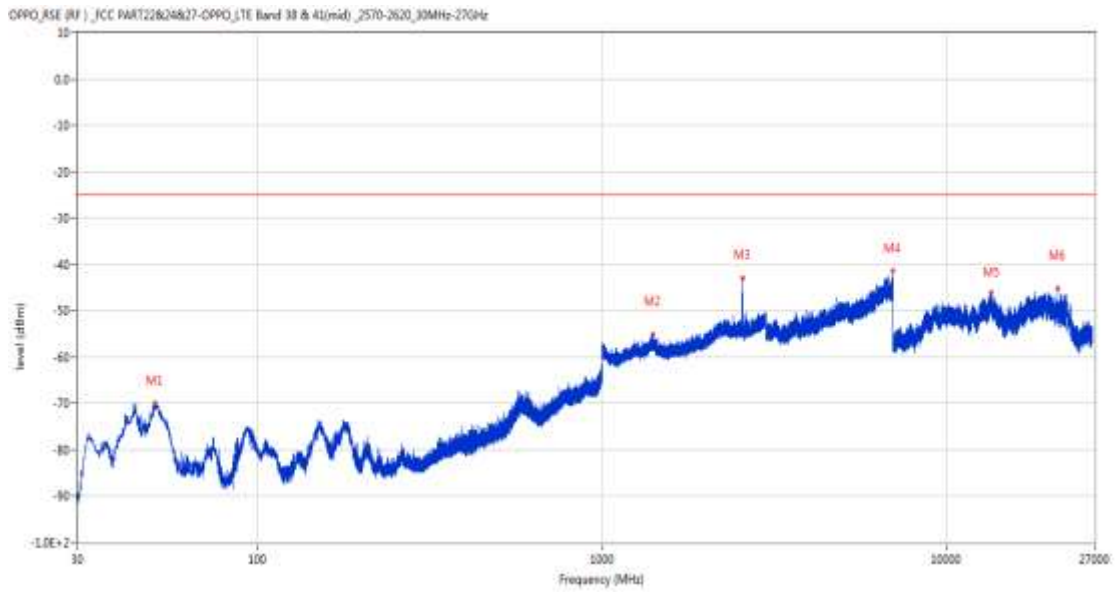
Frequency (MHz)	Result (dBm)	Factor (dB)	PK Limit (dBm)	Over Limit (dB)	Table (o)	ANT	EUT	Verdict
152.511	-70.63	-14.46	-25.0	-45.63	33.00	Horizontal	Vertical	Pass
1401.900	-54.96	-2.03	-25.0	-29.96	291.00	Horizontal	Vertical	Pass
2563.800	-41.31	1.43	-25.0	-16.31	215.00	Horizontal	Vertical	N/A
6982.000	-41.25	13.87	-25.0	-16.25	201.00	Horizontal	Vertical	Pass
13417.275	-46.09	10.94	-25.0	-21.09	100.00	Horizontal	Vertical	Pass
19240.151	-44.82	13.75	-25.0	-19.82	201.00	Horizontal	Vertical	Pass

RSE-V&V LTE Band 38 BW15 CH38000



Frequency (MHz)	Result (dBm)	Factor (dB)	PK Limit (dBm)	Over Limit (dB)	Table (o)	ANT	EUT	Verdict
44.599	-67.62	-15.35	-25.0	-42.62	88.00	Vertical	Vertical	Pass
1411.100	-55.03	-2.42	-25.0	-30.03	332.00	Vertical	Vertical	Pass
2562.500	-35.75	1.42	-25.0	-10.75	274.00	Vertical	Vertical	N/A
6980.800	-42.11	13.79	-25.0	-17.11	220.00	Vertical	Vertical	Pass
13431.975	-46.08	11.17	-25.0	-21.08	138.00	Vertical	Vertical	Pass
18823.651	-45.99	12.24	-25.0	-20.99	149.00	Vertical	Vertical	Pass

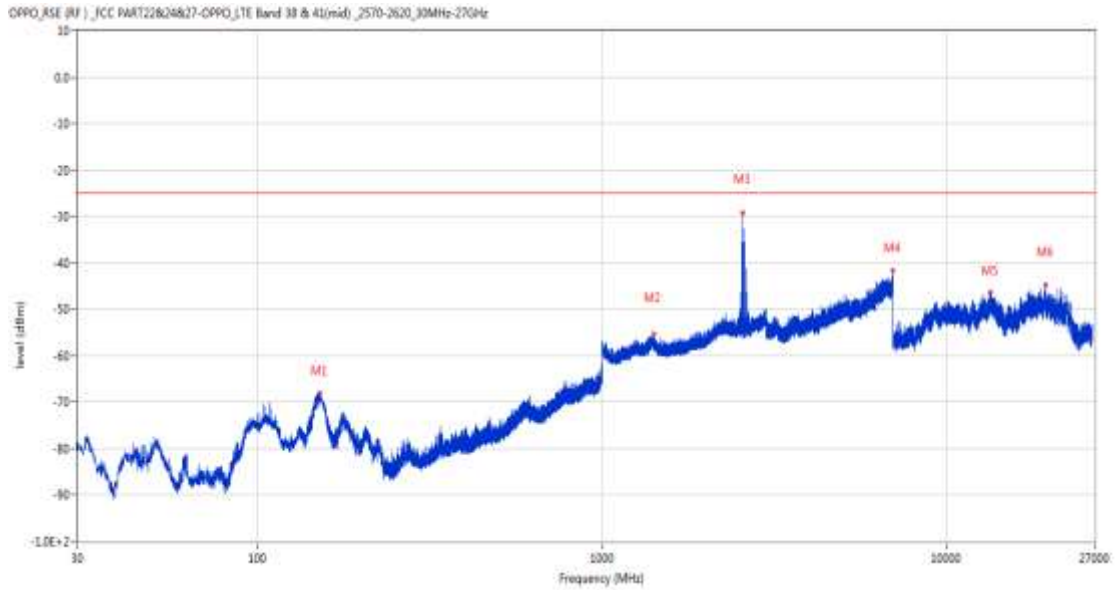
RSE-V&H LTE Band 38 BW15 CH38000



Frequency (MHz)	Result (dBm)	Factor (dB)	PK Limit (dBm)	Over Limit (dB)	Table (o)	ANT	EUT	Verdict
50.419	-69.85	-15.57	-25.0	-44.85	85.00	Vertical	Horizontal	Pass
1410.400	-55.13	-2.41	-25.0	-30.13	214.00	Vertical	Horizontal	Pass
2564.300	-43.06	1.43	-25.0	-18.06	111.00	Vertical	Horizontal	N/A
6985.800	-41.48	13.70	-25.0	-16.48	308.00	Vertical	Horizontal	Pass
13531.201	-46.12	10.46	-25.0	-21.12	0.00	Vertical	Horizontal	Pass
21040.450	-45.12	14.51	-25.0	-20.12	30.00	Vertical	Horizontal	Pass

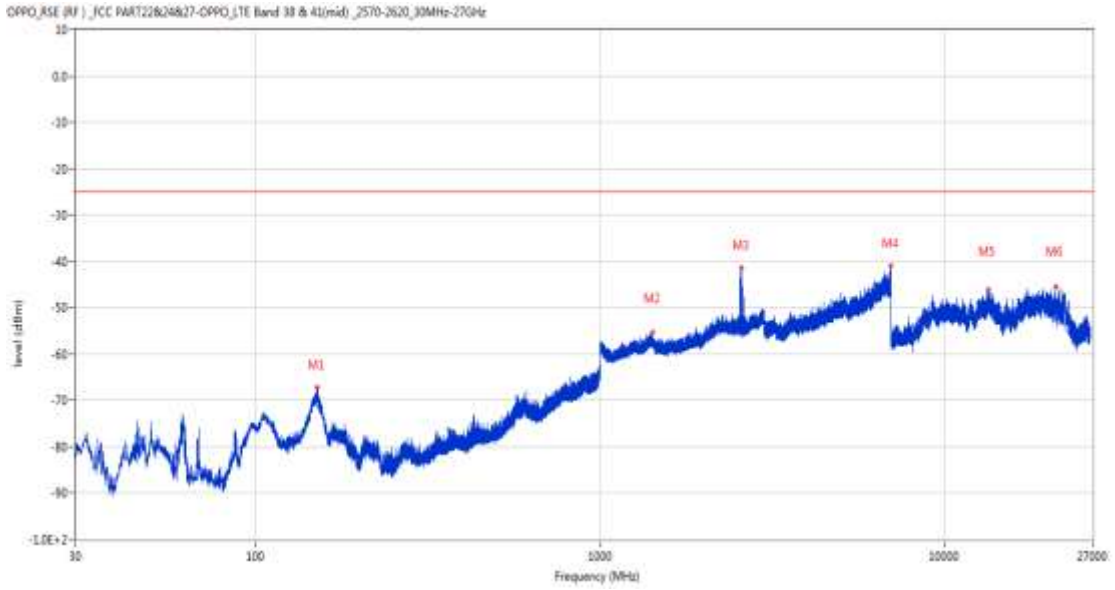
## 16.4 LTE Band 38 BW20, Middle Channel

RSE-H&H LTE Band 38 BW20 CH38000



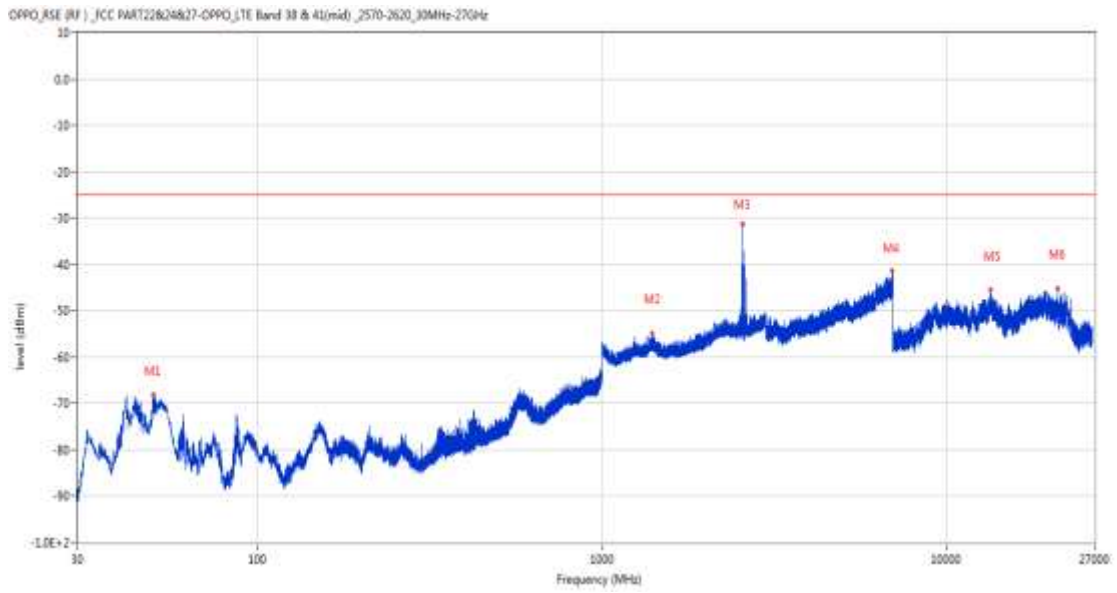
Frequency (MHz)	Result (dBm)	Factor (dB)	PK Limit (dBm)	Over Limit (dB)	Table (o)	ANT	EUT	Verdict
151.686	-68.21	-14.45	-25.0	-43.21	44.00	Horizontal	Horizontal	Pass
1419.300	-55.25	-2.69	-25.0	-30.25	299.00	Horizontal	Horizontal	Pass
2562.900	-29.24	1.42	-25.0	-4.24	29.00	Horizontal	Horizontal	N/A
6993.800	-41.57	13.64	-25.0	-16.57	353.00	Horizontal	Horizontal	Pass
13458.750	-46.25	11.46	-25.0	-21.25	151.00	Horizontal	Horizontal	Pass
19380.824	-44.80	15.12	-25.0	-19.80	188.00	Horizontal	Horizontal	Pass

RSE-H&V LTE Band 38 BW20 CH38000



Frequency (MHz)	Result (dBm)	Factor (dB)	PK Limit (dBm)	Over Limit (dB)	Table (o)	ANT	EUT	Verdict
151.347	-67.23	-14.45	-25.0	-42.23	179.00	Horizontal	Vertical	Pass
1423.200	-55.35	-2.72	-25.0	-30.35	321.00	Horizontal	Vertical	Pass
2586.500	-41.48	1.65	-25.0	-16.48	242.00	Horizontal	Vertical	N/A
6997.200	-41.02	13.61	-25.0	-16.02	58.00	Horizontal	Vertical	Pass
13431.451	-46.14	11.16	-25.0	-21.14	155.00	Horizontal	Vertical	Pass
21044.275	-45.43	14.51	-25.0	-20.43	106.00	Horizontal	Vertical	Pass

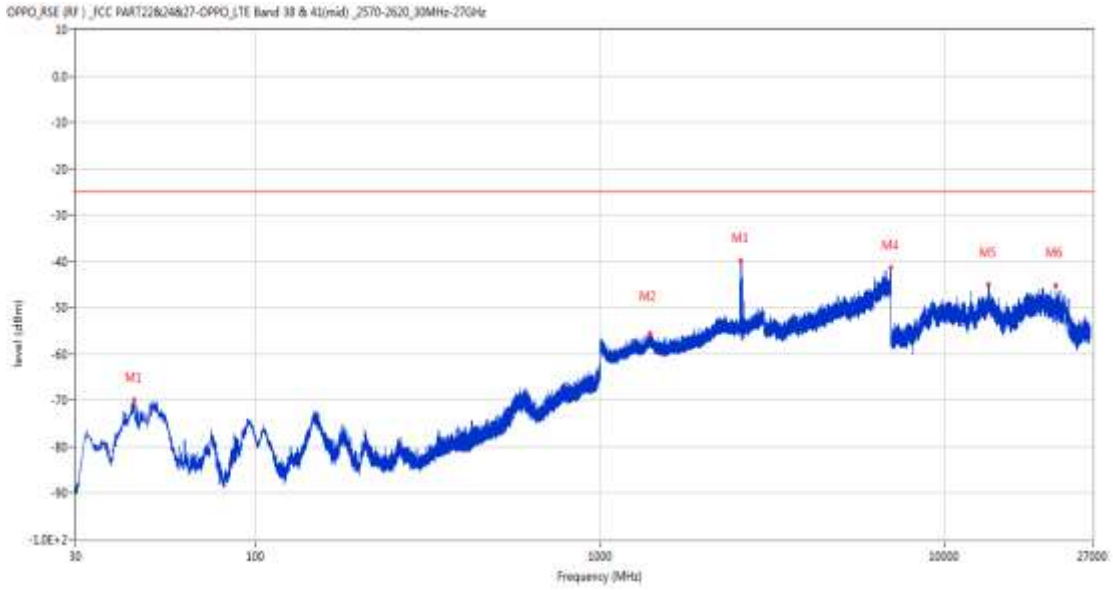
RSE-V&V LTE Band 38 BW20 CH38000



Frequency (MHz)	Result (dBm)	Factor (dB)	PK Limit (dBm)	Over Limit (dB)	Table (o)	ANT	EUT	Verdict
49.739	-68.02	-15.68	-25.0	-43.02	161.00	Vertical	Vertical	Pass
1398.700	-54.77	-2.08	-25.0	-29.77	180.00	Vertical	Vertical	Pass
2562.900	-31.38	1.42	-25.0	-6.38	278.00	Vertical	Vertical	N/A
6977.600	-41.42	13.86	-25.0	-16.42	99.00	Vertical	Vertical	Pass
13454.550	-45.51	11.49	-25.0	-20.51	356.00	Vertical	Vertical	Pass
21076.150	-45.18	14.52	-25.0	-20.18	339.00	Vertical	Vertical	Pass



RSE-V&H LTE Band 38 BW20 CH38000

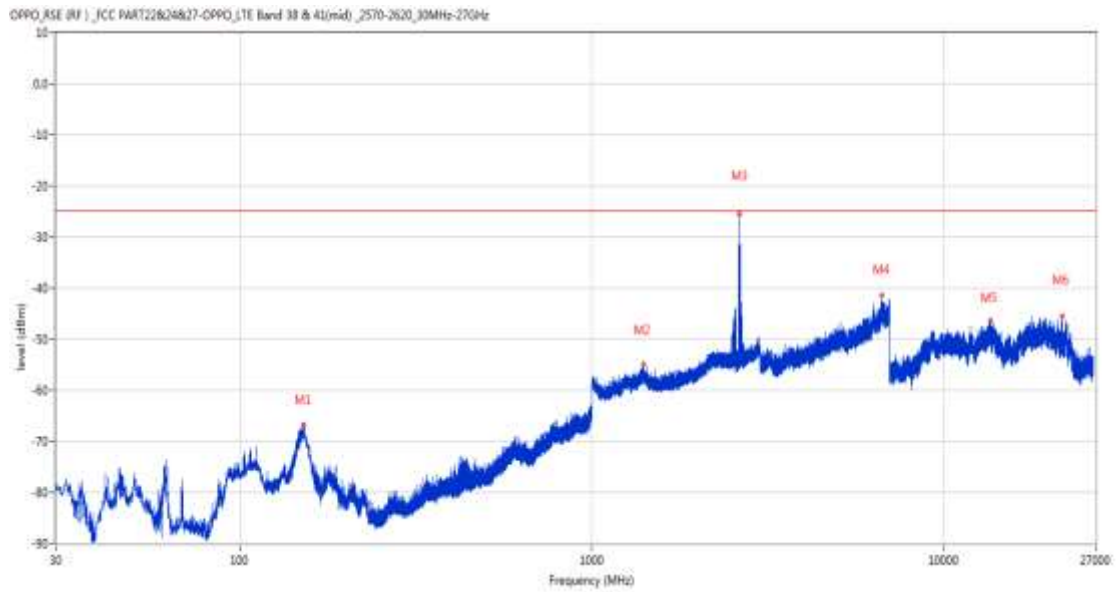


Frequency (MHz)	Result (dBm)	Factor (dB)	PK Limit (dBm)	Over Limit (dB)	Table (o)	ANT	EUT	Verdict
44.356	-69.99	-14.91	-25.0	-44.99	108.00	Vertical	Horizontal	Pass
1399.800	-55.48	-1.98	-25.0	-30.48	185.00	Vertical	Horizontal	Pass
2563.800	-39.89	1.43	-25.0	-14.89	360.00	Vertical	Horizontal	N/A
6988.800	-41.34	13.49	-25.0	-16.34	264.00	Vertical	Horizontal	Pass
13436.701	-44.89	11.25	-25.0	-19.89	57.00	Vertical	Horizontal	Pass
21036.626	-45.19	14.51	-25.0	-20.19	360.00	Vertical	Horizontal	Pass

## 17 LTE Band 41

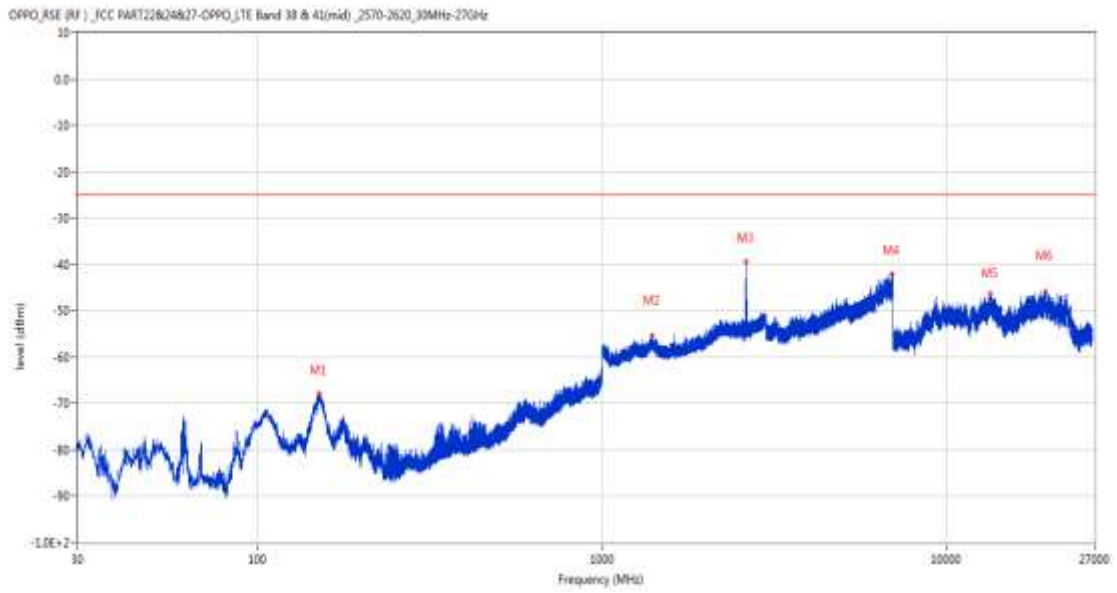
### 17.1 LTE Band 41 BW5, Middle Channel

RSE-H&H LTE Band 41 BW5 CH40765



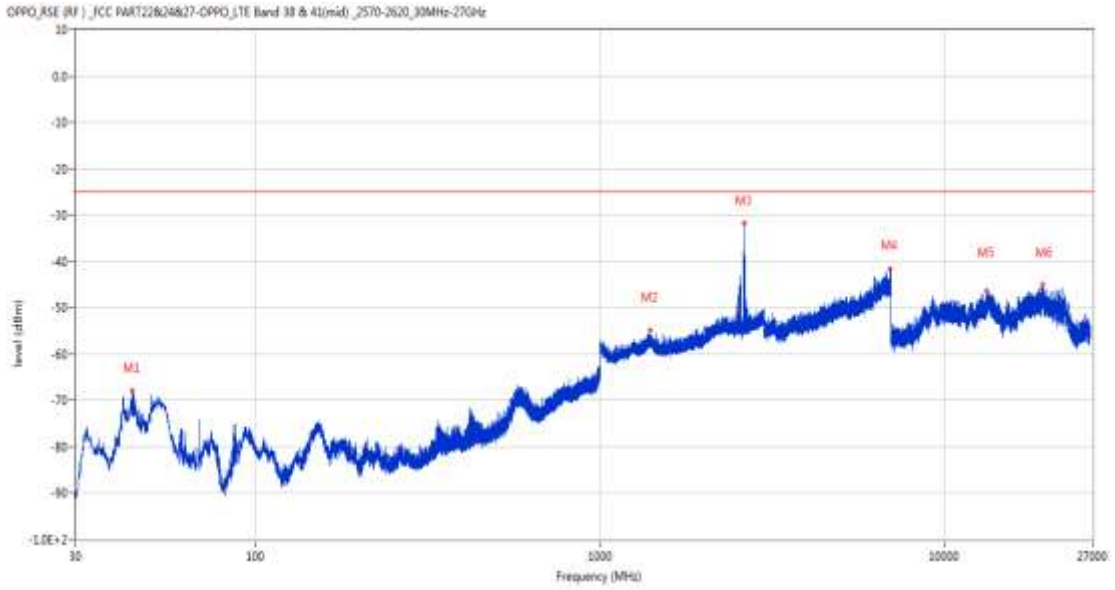
Frequency (MHz)	Result (dBm)	Factor (dB)	PK Limit (dBm)	Over Limit (dB)	Table (o)	ANT	EUT	Verdict
151.589	-66.79	-14.45	-25.0	-41.79	140.00	Horizontal	Horizontal	Pass
1402.500	-54.89	-2.07	-25.0	-29.89	180.00	Horizontal	Horizontal	Pass
2628.400	-25.50	2.02	-25.0	-0.50	352.00	Horizontal	Horizontal	N/A
6640.400	-41.47	12.03	-25.0	-16.47	333.00	Horizontal	Horizontal	Pass
13559.812	-46.30	10.62	-25.0	-21.30	2.00	Horizontal	Horizontal	Pass
21618.024	-45.51	14.70	-25.0	-20.51	184.00	Horizontal	Horizontal	Pass

RSE-H&V LTE Band 41 BW5 CH40765



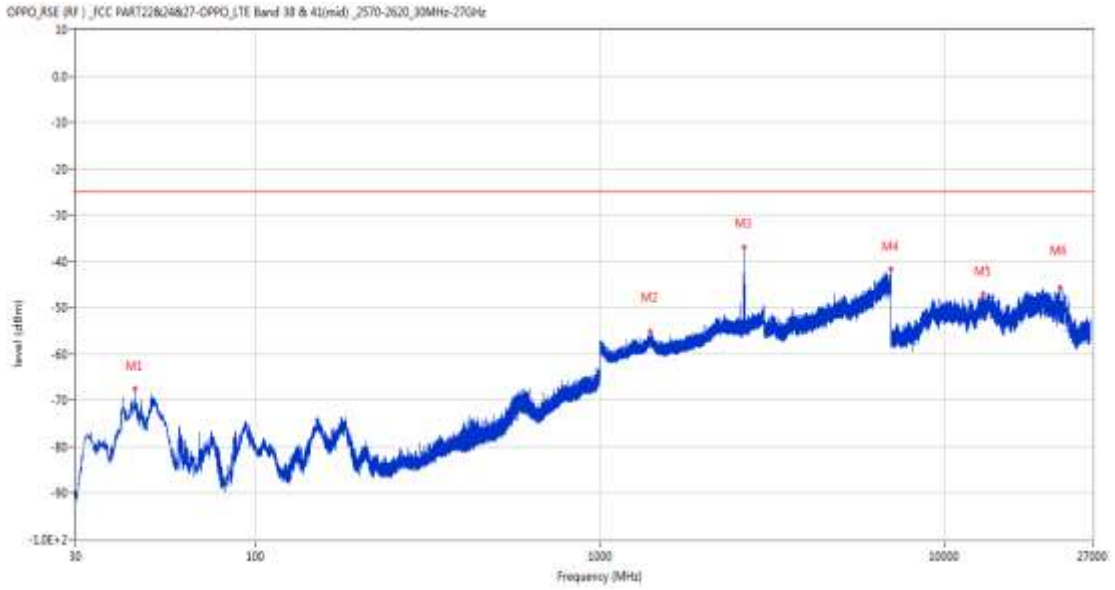
Frequency (MHz)	Result (dBm)	Factor (dB)	PK Limit (dBm)	Over Limit (dB)	Table (o)	ANT	EUT	Verdict
151.008	-67.82	-14.45	-25.0	-42.82	36.00	Horizontal	Vertical	Pass
1399.700	-55.36	-1.99	-25.0	-30.36	199.00	Horizontal	Vertical	Pass
2625.900	-39.28	2.00	-25.0	-14.28	349.00	Horizontal	Vertical	N/A
6978.600	-42.17	13.96	-25.0	-17.17	74.00	Horizontal	Vertical	Pass
13460.588	-46.25	11.44	-25.0	-21.25	354.00	Horizontal	Vertical	Pass
19379.124	-45.88	15.16	-25.0	-20.88	51.00	Horizontal	Vertical	Pass

RSE-V&V LTE Band 41 BW5 CH40765



Frequency (MHz)	Result (dBm)	Factor (dB)	PK Limit (dBm)	Over Limit (dB)	Table (o)	ANT	EUT	Verdict
44.017	-67.84	-14.29	-25.0	-42.84	123.00	Vertical	Vertical	Pass
1398.900	-54.89	-2.06	-25.0	-29.89	152.00	Vertical	Vertical	Pass
2628.800	-31.77	2.03	-25.0	-6.77	236.00	Vertical	Vertical	N/A
6978.000	-41.66	13.90	-25.0	-16.66	355.00	Vertical	Vertical	Pass
13292.588	-46.35	10.32	-25.0	-21.35	290.00	Vertical	Vertical	Pass
19293.276	-45.07	15.31	-25.0	-20.07	48.00	Vertical	Vertical	Pass

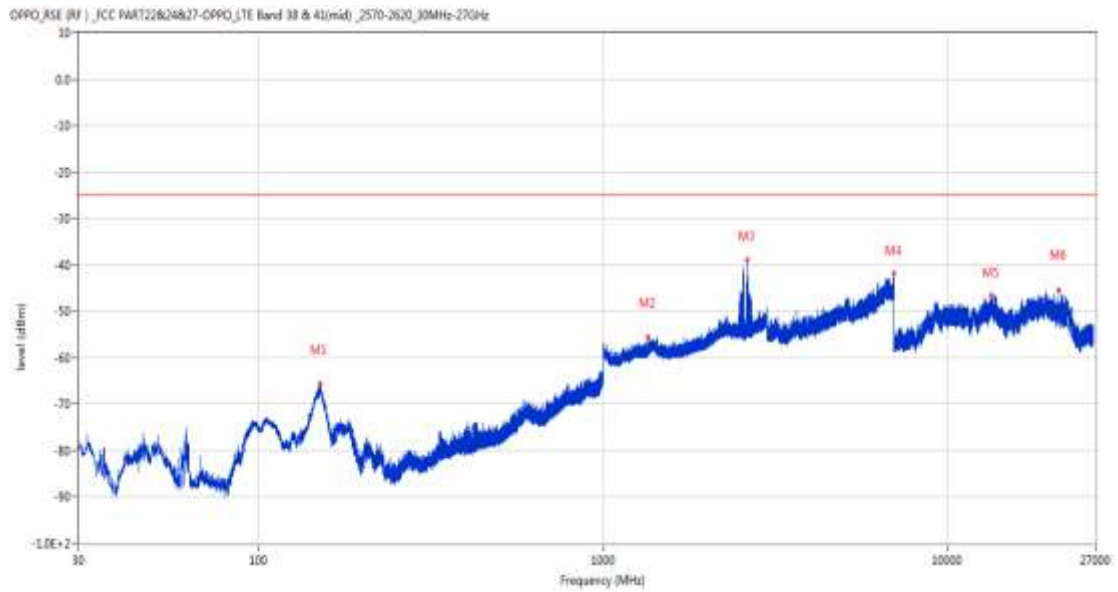
RSE-V&H LTE Band 41 BW5 CH40765



Frequency (MHz)	Result (dBm)	Factor (dB)	PK Limit (dBm)	Over Limit (dB)	Table (o)	ANT	EUT	Verdict
44.599	-67.48	-15.35	-25.0	-42.48	231.00	Vertical	Horizontal	Pass
1398.000	-55.06	-2.11	-25.0	-30.06	225.00	Vertical	Horizontal	Pass
2627.900	-36.93	2.02	-25.0	-11.93	360.00	Vertical	Horizontal	N/A
6978.800	-41.64	13.94	-25.0	-16.64	155.00	Vertical	Horizontal	Pass
12976.275	-47.01	10.09	-25.0	-22.01	332.00	Vertical	Horizontal	Pass
21643.100	-45.75	14.71	-25.0	-20.75	162.00	Vertical	Horizontal	Pass

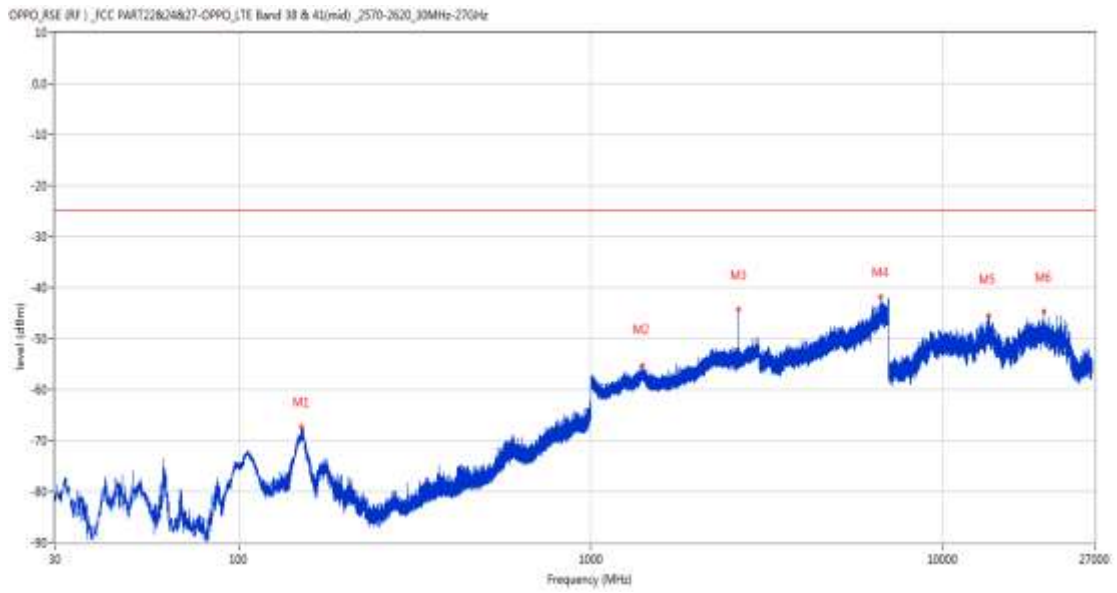
## 17.2 LTE Band 41 BW10, Middle Channel

RSE-H&H LTE Band 41 BW10 CH40765



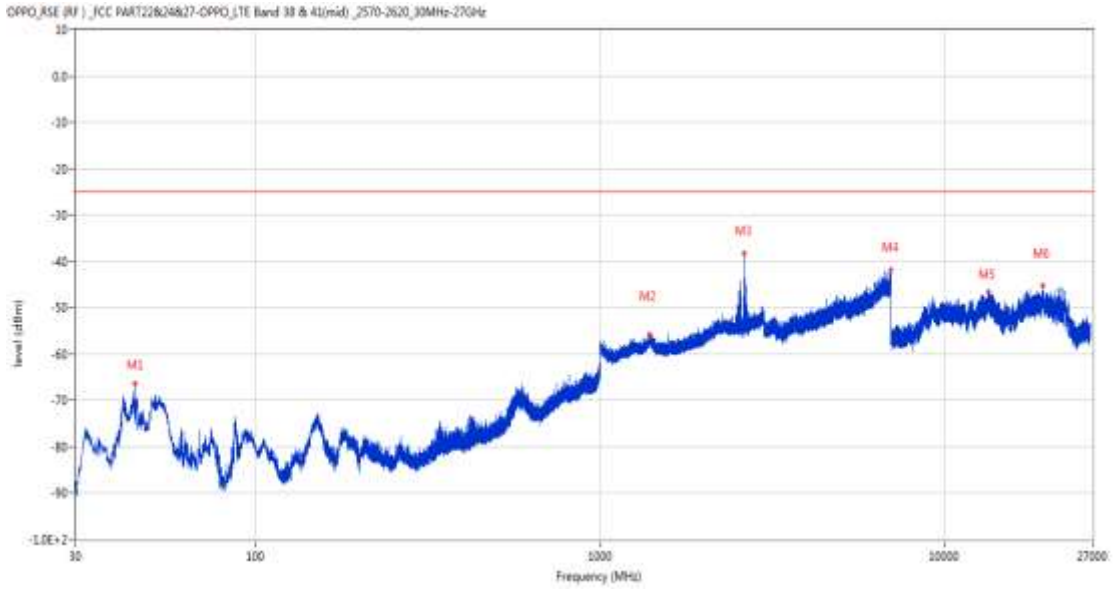
Frequency (MHz)	Result (dBm)	Factor (dB)	PK Limit (dBm)	Over Limit (dB)	Table (o)	ANT	EUT	Verdict
150.959	-65.57	-14.46	-25.0	-40.57	189.00	Horizontal	Horizontal	Pass
1349.200	-55.51	-3.53	-25.0	-30.51	183.00	Horizontal	Horizontal	Pass
2631.800	-38.94	1.98	-25.0	-13.94	50.00	Horizontal	Horizontal	N/A
6982.200	-41.89	13.88	-25.0	-16.89	331.00	Horizontal	Horizontal	Pass
13452.975	-46.61	11.50	-25.0	-21.61	261.00	Horizontal	Horizontal	Pass
21033.224	-45.39	14.51	-25.0	-20.39	29.00	Horizontal	Horizontal	Pass

RSE-H&V LTE Band 41 BW10 CH40765



Frequency (MHz)	Result (dBm)	Factor (dB)	PK Limit (dBm)	Over Limit (dB)	Table (o)	ANT	EUT	Verdict
151.008	-67.44	-14.45	-25.0	-42.44	16.00	Horizontal	Vertical	Pass
1399.900	-55.33	-1.97	-25.0	-30.33	359.00	Horizontal	Vertical	Pass
2625.300	-44.30	2.00	-25.0	-19.30	193.00	Horizontal	Vertical	N/A
6660.600	-41.77	11.49	-25.0	-16.77	250.00	Horizontal	Vertical	Pass
13460.588	-45.55	11.44	-25.0	-20.55	313.00	Horizontal	Vertical	Pass
19336.200	-44.66	16.01	-25.0	-19.66	68.00	Horizontal	Vertical	Pass

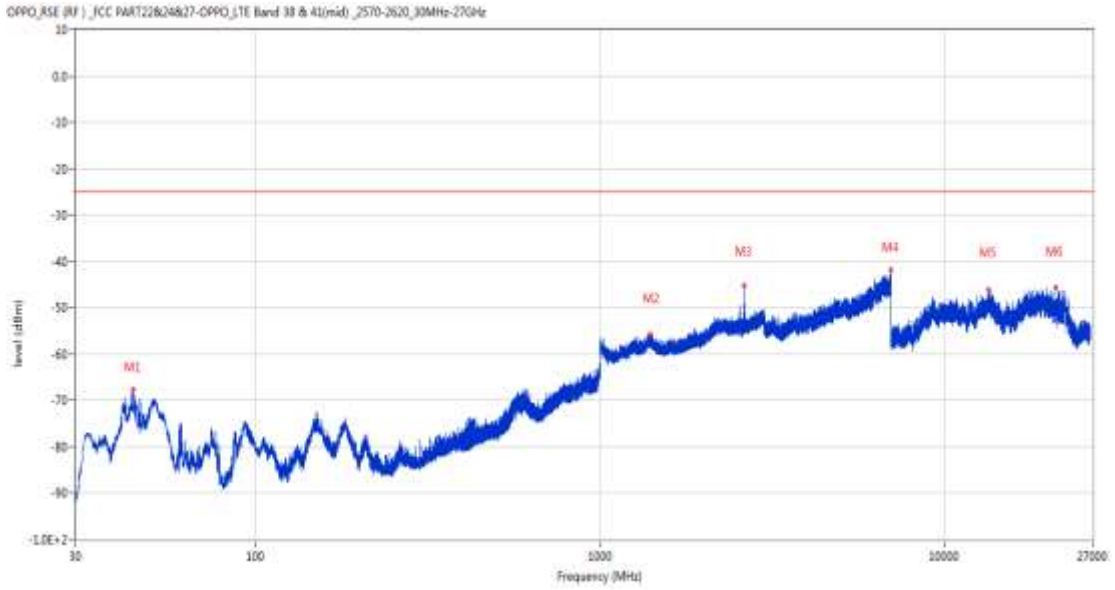
RSE-V&V LTE Band 41 BW10 CH40765



Frequency (MHz)	Result (dBm)	Factor (dB)	PK Limit (dBm)	Over Limit (dB)	Table (o)	ANT	EUT	Verdict
44.599	-66.43	-15.35	-25.0	-41.43	0.00	Vertical	Vertical	Pass
1391.100	-55.69	-2.38	-25.0	-30.69	237.00	Vertical	Vertical	Pass
2625.100	-38.23	2.00	-25.0	-13.23	321.00	Vertical	Vertical	N/A
6985.800	-41.92	13.70	-25.0	-16.92	250.00	Vertical	Vertical	Pass
13419.900	-46.48	10.98	-25.0	-21.48	141.00	Vertical	Vertical	Pass
19292.426	-45.22	15.30	-25.0	-20.22	184.00	Vertical	Vertical	Pass



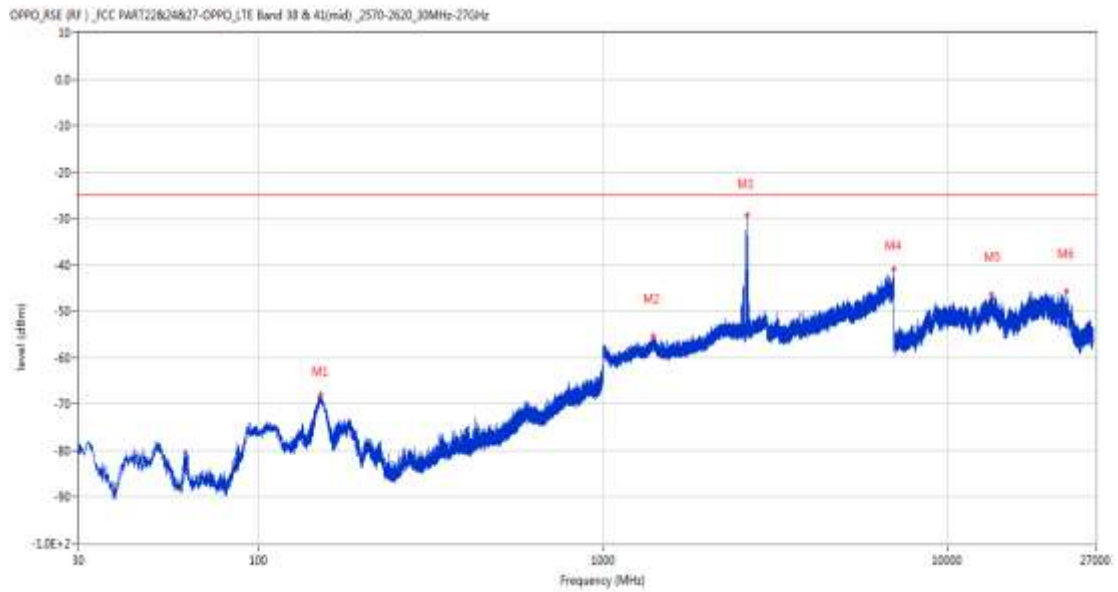
RSE-V&H LTE Band 41 BW10 CH40765



Frequency (MHz)	Result (dBm)	Factor (dB)	PK Limit (dBm)	Over Limit (dB)	Table (o)	ANT	EUT	Verdict
44.065	-67.65	-14.38	-25.0	-42.65	54.00	Vertical	Horizontal	Pass
1396.500	-55.88	-2.14	-25.0	-30.88	270.00	Vertical	Horizontal	Pass
2624.600	-45.19	1.99	-25.0	-20.19	358.00	Vertical	Horizontal	N/A
6994.200	-41.87	13.62	-25.0	-16.87	332.00	Vertical	Horizontal	Pass
13421.737	-46.22	11.01	-25.0	-21.22	39.00	Vertical	Horizontal	Pass
21040.876	-45.78	14.51	-25.0	-20.78	298.00	Vertical	Horizontal	Pass

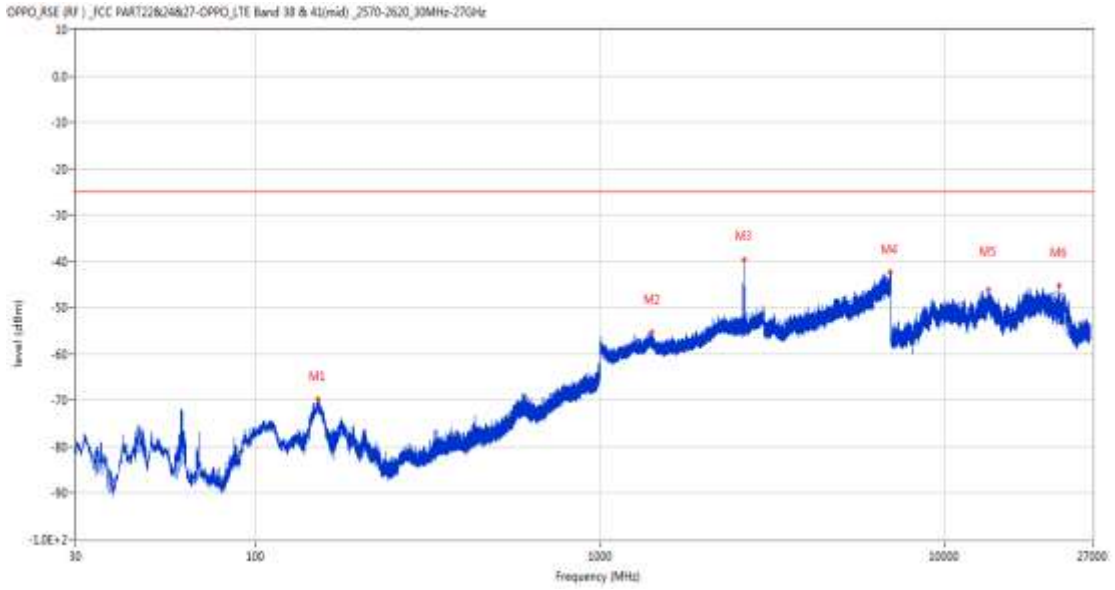
### 17.3 LTE Band 41 BW15, Middle Channel

RSE-H&H LTE Band 41 BW15 CH40765



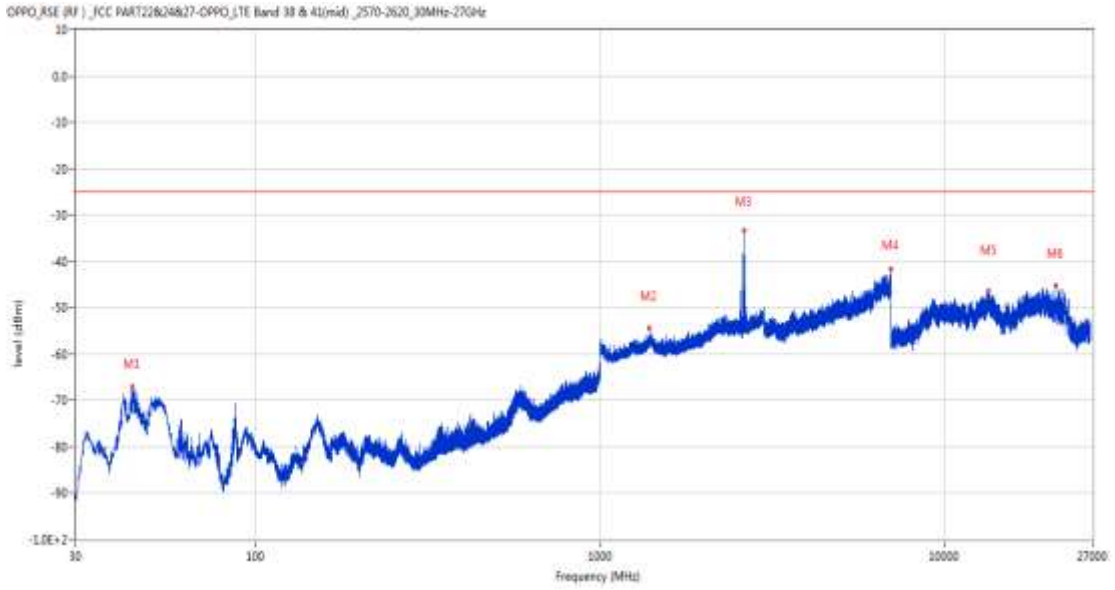
Frequency (MHz)	Result (dBm)	Factor (dB)	PK Limit (dBm)	Over Limit (dB)	Table (o)	ANT	EUT	Verdict
151.444	-68.01	-14.45	-25.0	-43.01	10.00	Horizontal	Horizontal	Pass
1399.100	-55.44	-2.05	-25.0	-30.44	140.00	Horizontal	Horizontal	Pass
2626.400	-29.31	2.01	-25.0	-4.31	360.00	Horizontal	Horizontal	N/A
6987.000	-40.99	13.69	-25.0	-15.99	0.00	Horizontal	Horizontal	Pass
13450.087	-46.38	11.51	-25.0	-21.38	216.00	Horizontal	Horizontal	Pass
22241.499	-45.73	14.90	-25.0	-20.73	161.00	Horizontal	Horizontal	Pass

RSE-H&V LTE Band 41 BW15 CH40765



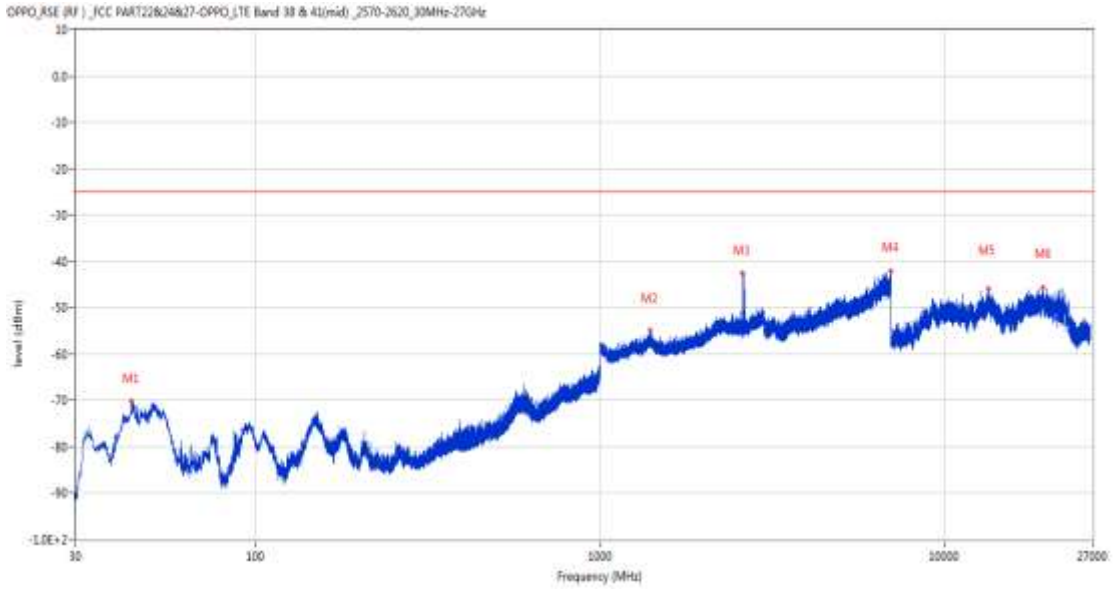
Frequency (MHz)	Result (dBm)	Factor (dB)	PK Limit (dBm)	Over Limit (dB)	Table (o)	ANT	EUT	Verdict
151.783	-69.63	-14.45	-25.0	-44.63	7.00	Horizontal	Vertical	Pass
1413.800	-55.42	-2.59	-25.0	-30.42	360.00	Horizontal	Vertical	Pass
2627.900	-39.71	2.02	-25.0	-14.71	231.00	Horizontal	Vertical	N/A
6977.400	-42.33	13.84	-25.0	-17.33	0.00	Horizontal	Vertical	Pass
13454.287	-46.22	11.49	-25.0	-21.22	355.00	Horizontal	Vertical	Pass
21616.751	-45.13	14.70	-25.0	-20.13	110.00	Horizontal	Vertical	Pass

RSE-V&V LTE Band 41 BW15 CH40765



Frequency (MHz)	Result (dBm)	Factor (dB)	PK Limit (dBm)	Over Limit (dB)	Table (o)	ANT	EUT	Verdict
43.968	-67.00	-14.32	-25.0	-42.00	173.00	Vertical	Vertical	Pass
1392.300	-54.44	-2.39	-25.0	-29.44	4.00	Vertical	Vertical	Pass
2628.400	-33.33	2.02	-25.0	-8.33	229.00	Vertical	Vertical	N/A
6984.400	-41.61	13.76	-25.0	-16.61	0.00	Vertical	Vertical	Pass
13425.150	-46.37	11.06	-25.0	-21.37	335.00	Vertical	Vertical	Pass
21038.750	-45.21	14.51	-25.0	-20.21	26.00	Vertical	Vertical	Pass

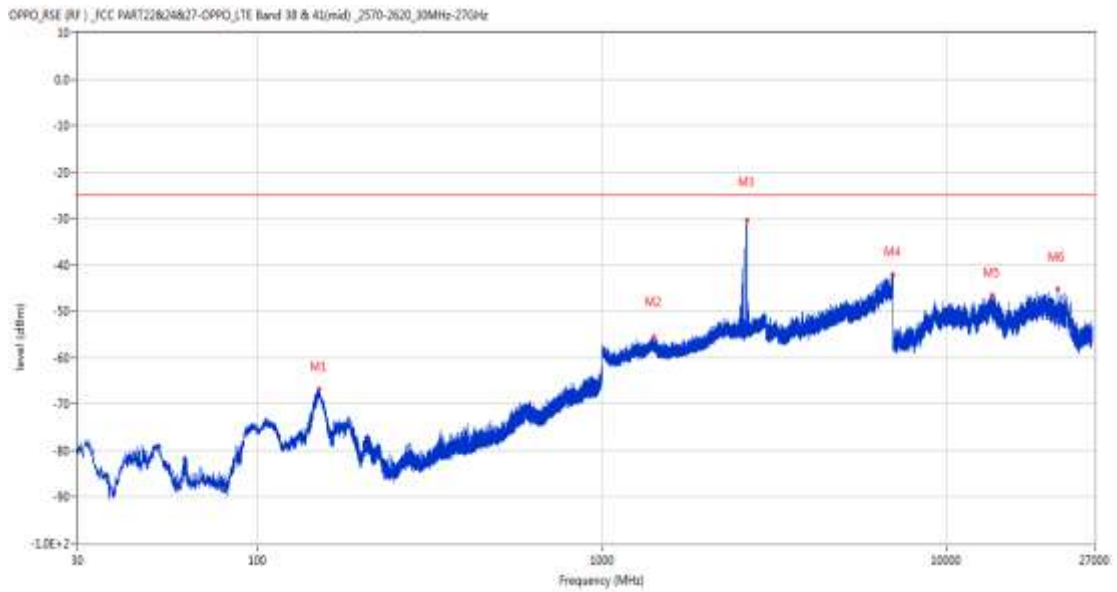
RSE-V&H LTE Band 41 BW15 CH40765



Frequency (MHz)	Result (dBm)	Factor (dB)	PK Limit (dBm)	Over Limit (dB)	Table (o)	ANT	EUT	Verdict
43.725	-70.12	-14.75	-25.0	-45.12	156.00	Vertical	Horizontal	Pass
1395.500	-54.93	-2.22	-25.0	-29.93	202.00	Vertical	Horizontal	Pass
2601.200	-42.61	1.79	-25.0	-17.61	72.00	Vertical	Horizontal	N/A
6994.200	-42.00	13.62	-25.0	-17.00	289.00	Vertical	Horizontal	Pass
13463.213	-45.90	11.39	-25.0	-20.90	67.00	Vertical	Horizontal	Pass
19376.574	-45.68	15.20	-25.0	-20.68	253.00	Vertical	Horizontal	Pass

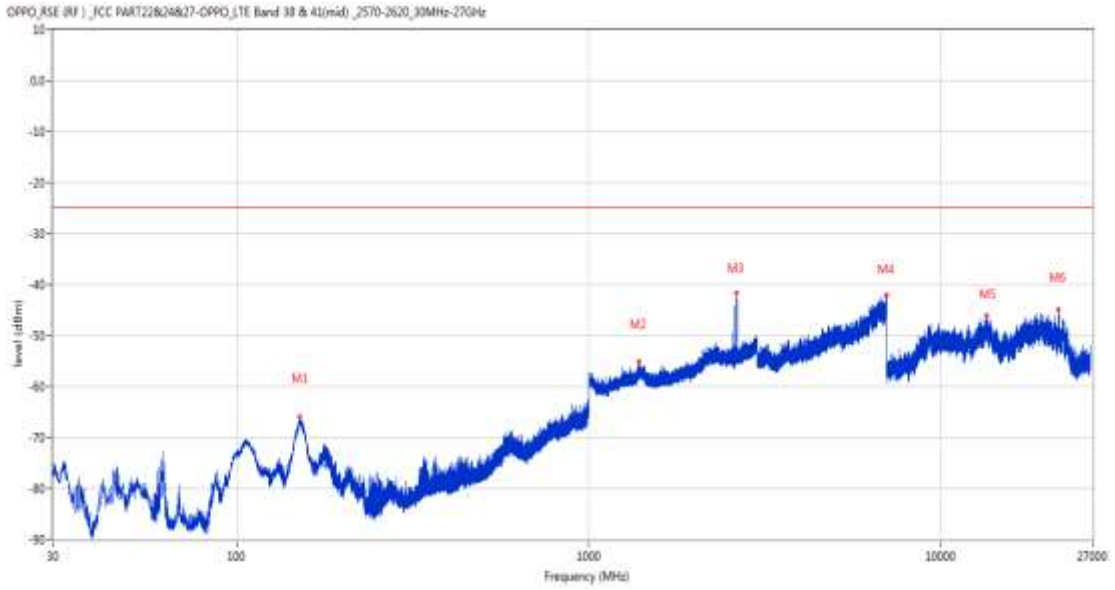
## 17.4 LTE Band 41 BW20, Middle Channel

RSE-H&H LTE Band 41 BW20 CH40765



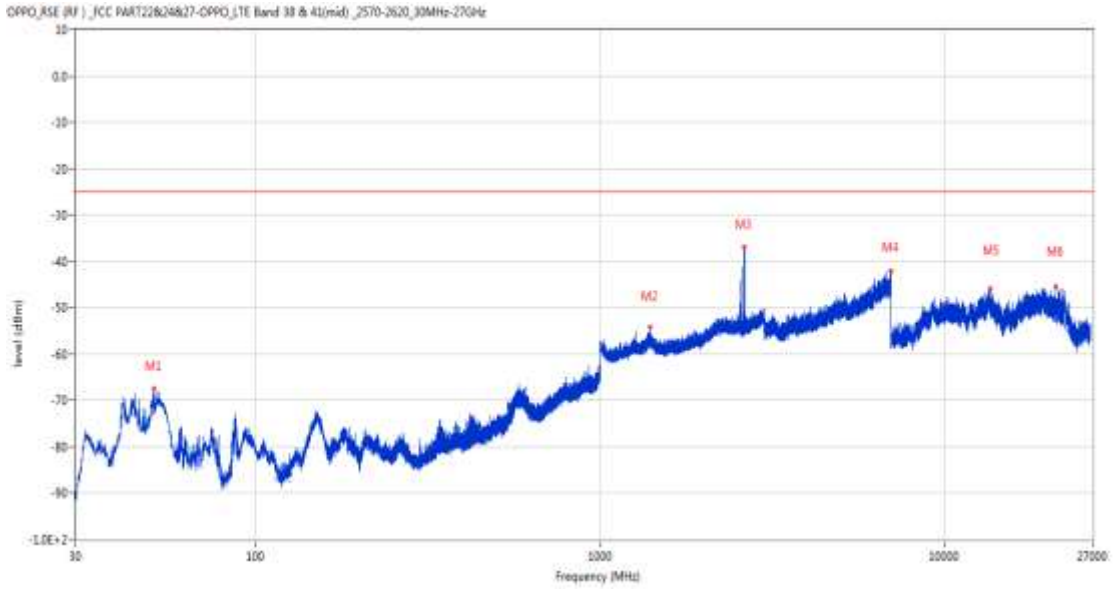
Frequency (MHz)	Result (dBm)	Factor (dB)	PK Limit (dBm)	Over Limit (dB)	Table (o)	ANT	EUT	Verdict
151.202	-66.86	-14.45	-25.0	-41.86	200.00	Horizontal	Horizontal	Pass
1416.700	-55.54	-2.64	-25.0	-30.54	294.00	Horizontal	Horizontal	Pass
2634.200	-30.33	1.86	-25.0	-5.33	338.00	Horizontal	Horizontal	N/A
6980.200	-41.97	13.82	-25.0	-16.97	244.00	Horizontal	Horizontal	Pass
13573.463	-46.67	10.66	-25.0	-21.67	241.00	Horizontal	Horizontal	Pass
21020.475	-45.30	14.50	-25.0	-20.30	163.00	Horizontal	Horizontal	Pass

RSE-H&V LTE Band 41 BW20 CH40765



Frequency (MHz)	Result (dBm)	Factor (dB)	PK Limit (dBm)	Over Limit (dB)	Table (o)	ANT	EUT	Verdict
151.008	-65.98	-14.45	-25.0	-40.98	2.00	Horizontal	Vertical	Pass
1385.300	-55.18	-2.50	-25.0	-30.18	254.00	Horizontal	Vertical	Pass
2626.000	-41.73	2.00	-25.0	-16.73	232.00	Horizontal	Vertical	N/A
6995.400	-42.00	13.55	-25.0	-17.00	125.00	Horizontal	Vertical	Pass
13463.474	-46.15	11.39	-25.0	-21.15	123.00	Horizontal	Vertical	Pass
21505.825	-44.98	14.66	-25.0	-19.98	189.00	Horizontal	Vertical	Pass

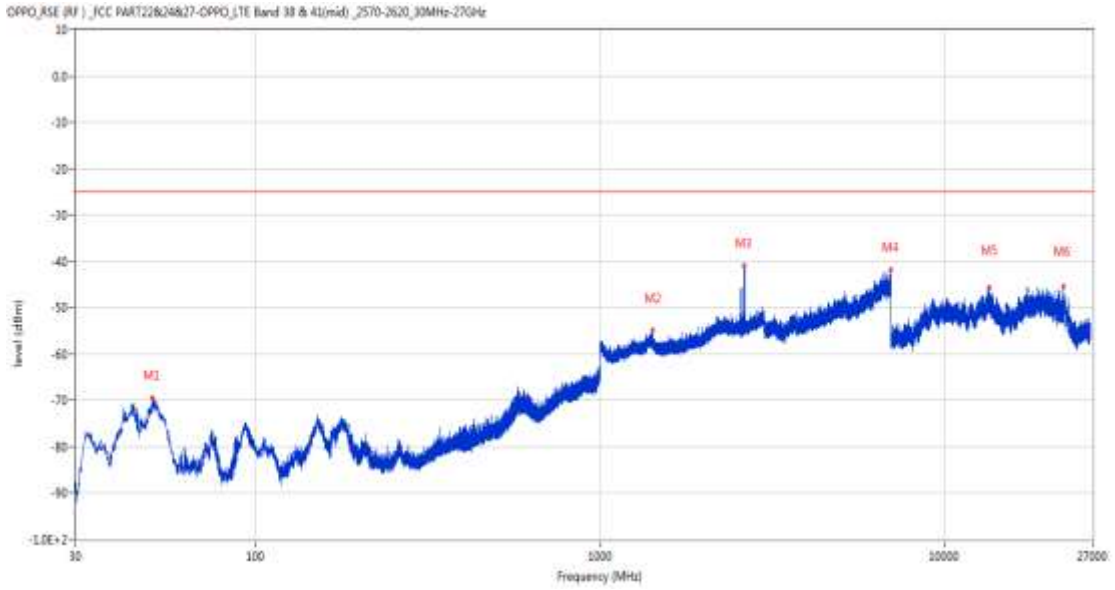
RSE-V&V LTE Band 41 BW20 CH40765



Frequency (MHz)	Result (dBm)	Factor (dB)	PK Limit (dBm)	Over Limit (dB)	Table (o)	ANT	EUT	Verdict
50.709	-67.51	-15.58	-25.0	-42.51	116.00	Vertical	Vertical	Pass
1395.600	-54.24	-2.21	-25.0	-29.24	206.00	Vertical	Vertical	Pass
2625.400	-36.91	2.00	-25.0	-11.91	327.00	Vertical	Vertical	N/A
6981.200	-42.13	13.81	-25.0	-17.13	335.00	Vertical	Vertical	Pass
13563.225	-46.01	10.63	-25.0	-21.01	211.00	Vertical	Vertical	Pass
21037.050	-45.55	14.51	-25.0	-20.55	25.00	Vertical	Vertical	Pass



RSE-V&H LTE Band 41 BW20 CH40765

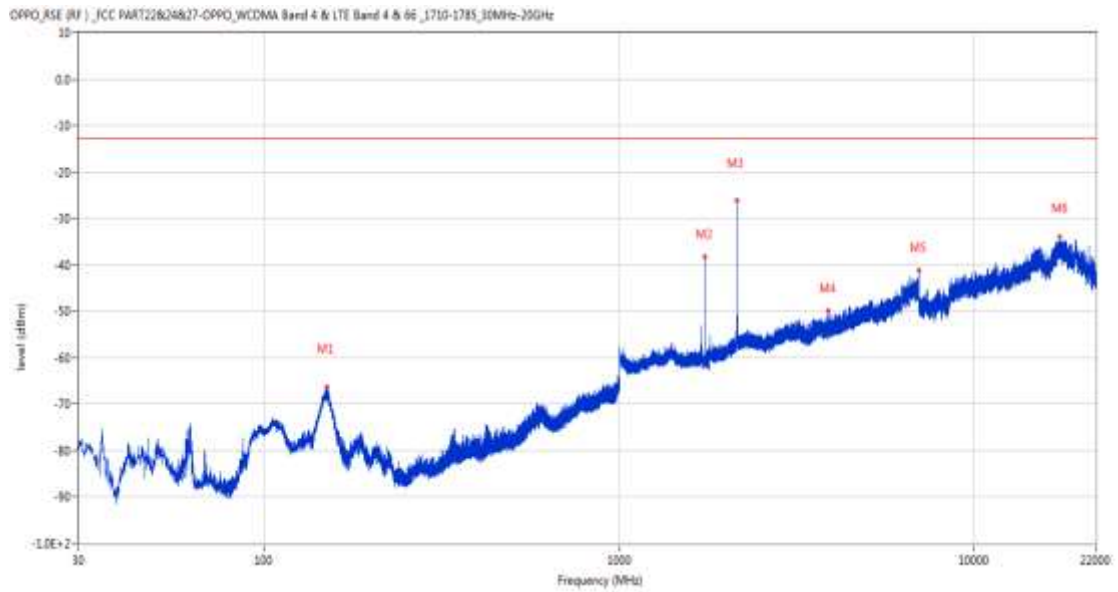


Frequency (MHz)	Result (dBm)	Factor (dB)	PK Limit (dBm)	Over Limit (dB)	Table (o)	ANT	EUT	Verdict
50.176	-69.54	-15.57	-25.0	-44.54	85.00	Vertical	Horizontal	Pass
1421.500	-54.96	-2.62	-25.0	-29.96	185.00	Vertical	Horizontal	Pass
2625.000	-40.92	2.00	-25.0	-15.92	360.00	Vertical	Horizontal	N/A
6982.000	-41.75	13.87	-25.0	-16.75	217.00	Vertical	Horizontal	Pass
13485.263	-45.78	10.99	-25.0	-20.78	22.00	Vertical	Horizontal	Pass
22223.225	-45.43	14.89	-25.0	-20.43	51.00	Vertical	Horizontal	Pass

## 18 LTE Band 66

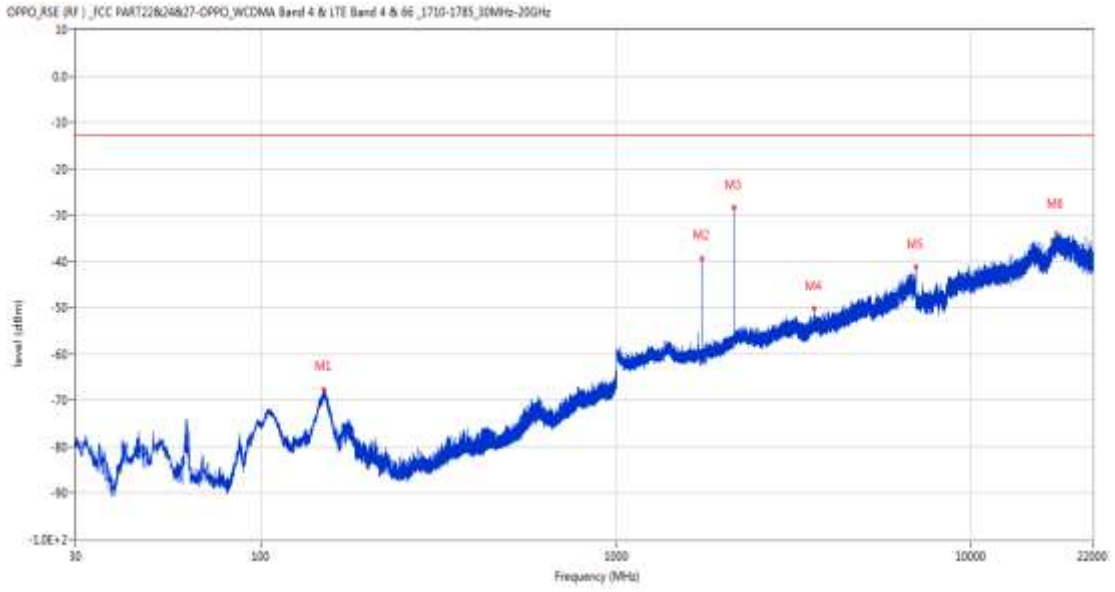
### 18.1 LTE Band 66 BW1.4, Middle Channel

RSE-H&H LTE Band 66 BW1.4 CH132322



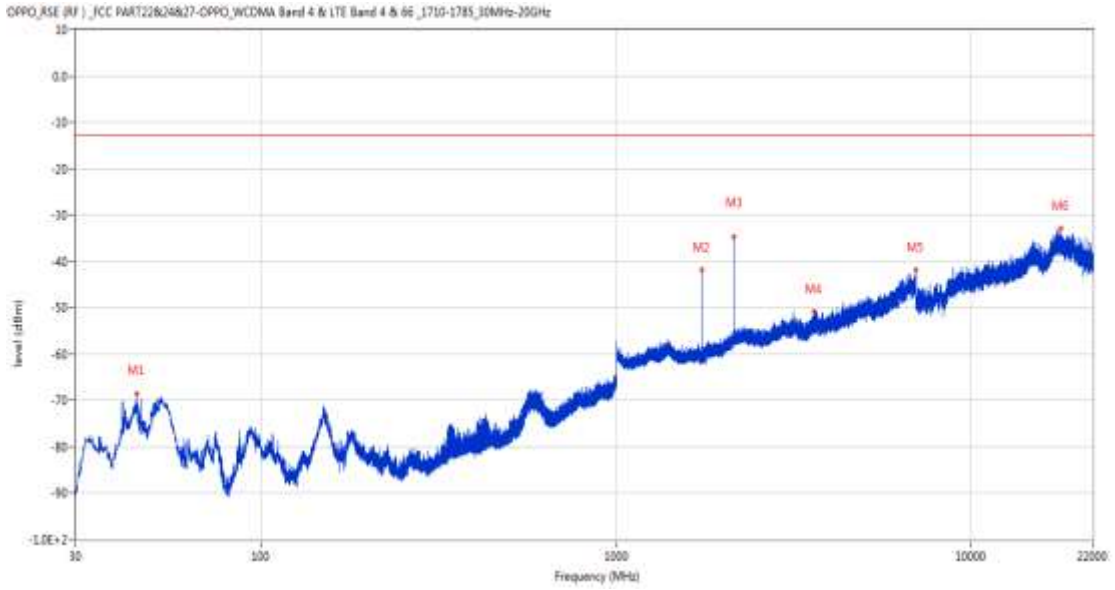
Frequency (MHz)	Result (dBm)	Factor (dB)	PK Limit (dBm)	Over Limit (dB)	Table (o)	ANT	EUT	Verdict
149.941	-66.32	-15.07	-13.0	-53.32	360.00	Horizontal	Horizontal	Pass
1744.900	-38.29	-4.53	-13.0	-25.29	181.00	Horizontal	Horizontal	N/A
2145.300	-26.24	-2.43	-13.0	-13.24	277.00	Horizontal	Horizontal	N/A
3879.000	-50.05	4.45	-13.0	-37.05	252.00	Horizontal	Horizontal	Pass
6999.600	-41.12	13.65	-13.0	-28.12	183.00	Horizontal	Horizontal	Pass
17373.614	-34.05	22.00	-13.0	-21.05	335.00	Horizontal	Horizontal	Pass

RSE-H&V LTE Band 66 BW1.4 CH132322



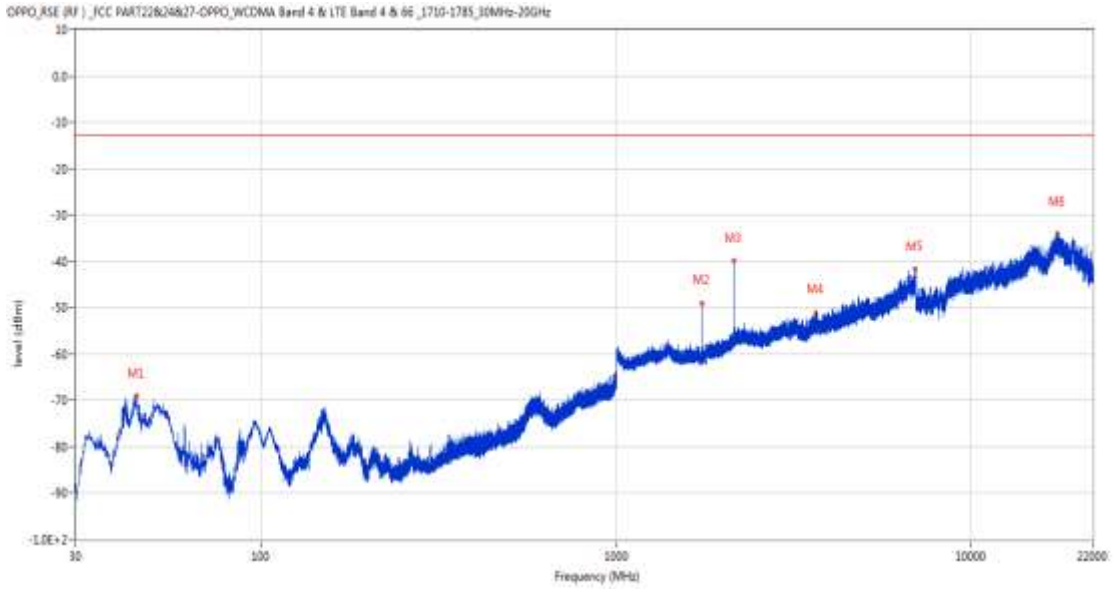
Frequency (MHz)	Result (dBm)	Factor (dB)	PK Limit (dBm)	Over Limit (dB)	Table (o)	ANT	EUT	Verdict
150.377	-67.63	-15.04	-13.0	-54.63	8.00	Horizontal	Vertical	Pass
1744.900	-39.49	-4.53	-13.0	-26.49	184.00	Horizontal	Vertical	N/A
2145.300	-28.48	-2.43	-13.0	-15.48	46.00	Horizontal	Vertical	N/A
3616.400	-50.13	3.40	-13.0	-37.13	1.00	Horizontal	Vertical	Pass
6995.600	-41.28	13.55	-13.0	-28.28	345.00	Horizontal	Vertical	Pass
17374.075	-34.09	22.01	-13.0	-21.09	23.00	Horizontal	Vertical	Pass

RSE-V&V LTE Band 66 BW1.4 CH132322



Frequency (MHz)	Result (dBm)	Factor (dB)	PK Limit (dBm)	Over Limit (dB)	Table (o)	ANT	EUT	Verdict
44.550	-68.46	-15.48	-13.0	-55.46	254.00	Vertical	Vertical	Pass
1745.000	-41.81	-4.53	-13.0	-28.81	237.00	Vertical	Vertical	N/A
2145.300	-34.59	-2.43	-13.0	-21.59	23.00	Vertical	Vertical	N/A
3619.400	-50.92	3.23	-13.0	-37.92	360.00	Vertical	Vertical	Pass
6994.000	-41.79	13.63	-13.0	-28.79	77.00	Vertical	Vertical	Pass
17841.199	-32.95	21.91	-13.0	-19.95	328.00	Vertical	Vertical	Pass

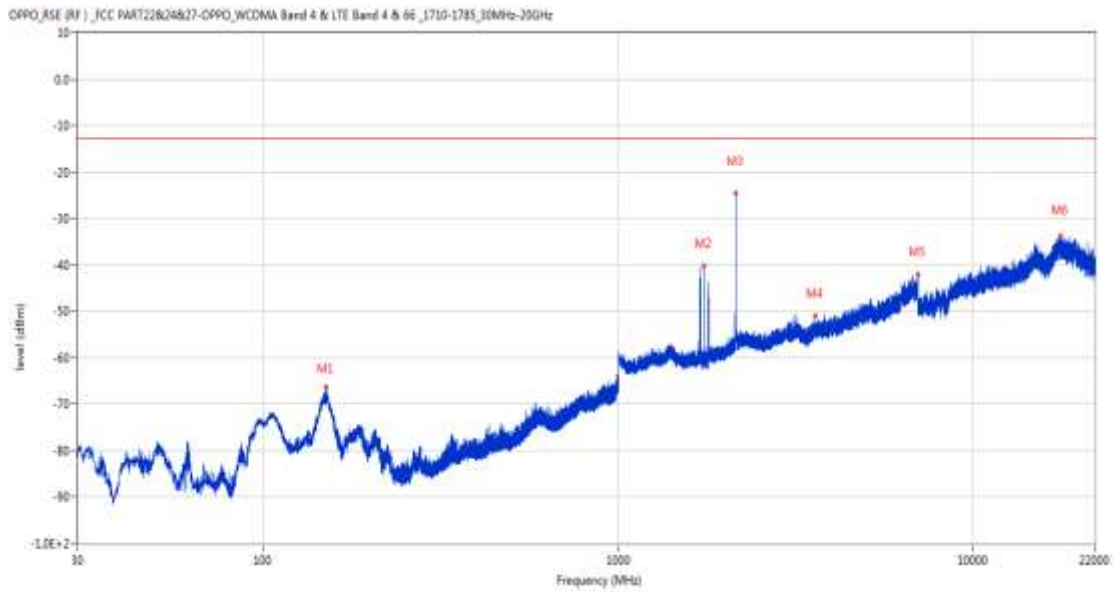
RSE-V&H LTE Band 66 BW1.4 CH132322



Frequency (MHz)	Result (dBm)	Factor (dB)	PK Limit (dBm)	Over Limit (dB)	Table (o)	ANT	EUT	Verdict
44.696	-69.07	-15.73	-13.0	-56.07	124.00	Vertical	Horizontal	Pass
1744.900	-48.97	-4.53	-13.0	-35.97	360.00	Vertical	Horizontal	N/A
2145.600	-39.87	-2.43	-13.0	-26.87	104.00	Vertical	Horizontal	N/A
3659.400	-51.17	3.85	-13.0	-38.17	105.00	Vertical	Horizontal	Pass
6963.000	-41.66	13.05	-13.0	-28.66	313.00	Vertical	Horizontal	Pass
17475.363	-34.07	21.71	-13.0	-21.07	0.00	Vertical	Horizontal	Pass

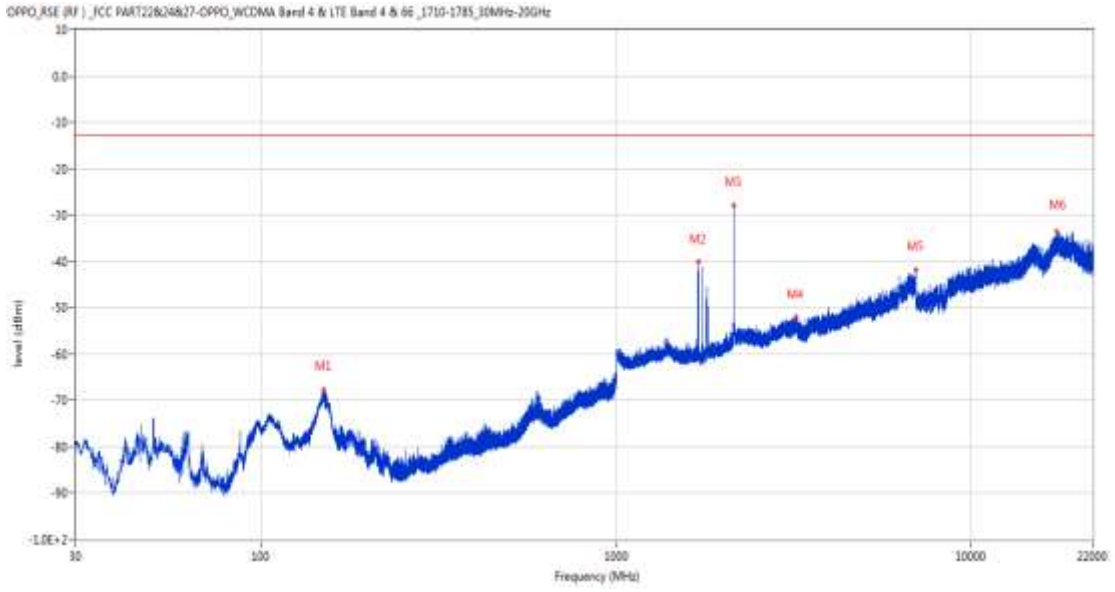
## 18.2 LTE Band 66 BW3, Middle Channel

RSE-H&H LTE Band 66 BW3 CH132322



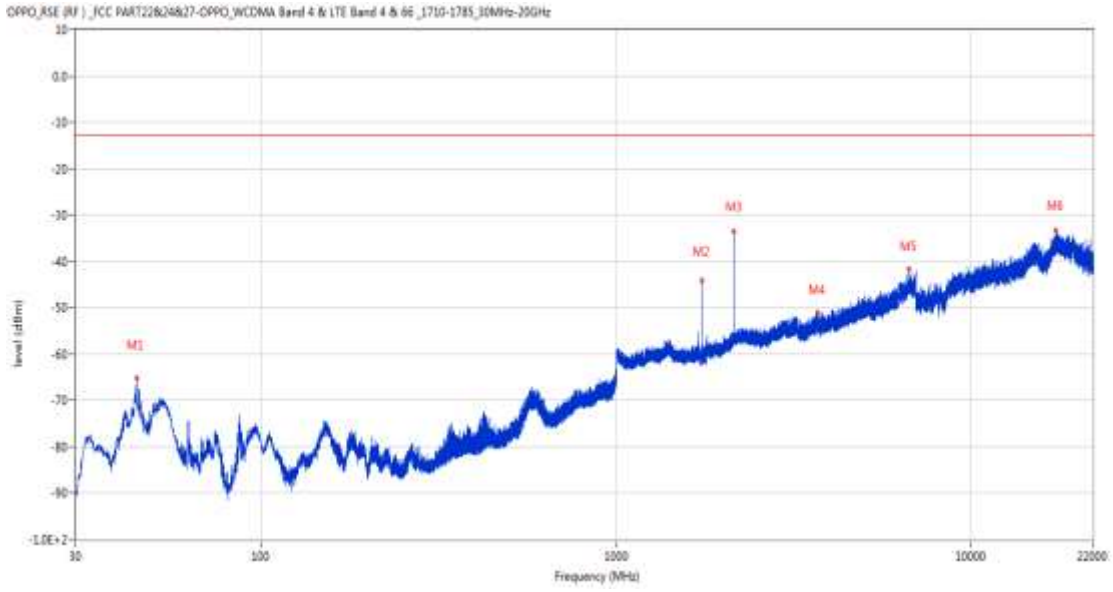
Frequency (MHz)	Result (dBm)	Factor (dB)	PK Limit (dBm)	Over Limit (dB)	Table (o)	ANT	EUT	Verdict
150.620	-66.30	-15.03	-13.0	-53.30	22.00	Horizontal	Horizontal	Pass
1744.200	-40.27	-4.53	-13.0	-27.27	193.00	Horizontal	Horizontal	N/A
2144.800	-24.65	-2.43	-13.0	-11.65	273.00	Horizontal	Horizontal	N/A
3583.800	-51.07	3.36	-13.0	-38.07	282.00	Horizontal	Horizontal	Pass
6984.400	-41.99	13.76	-13.0	-28.99	1.00	Horizontal	Horizontal	Pass
17606.713	-33.78	21.91	-13.0	-20.78	205.00	Horizontal	Horizontal	Pass

RSE-H&V LTE Band 66 BW3 CH132322



Frequency (MHz)	Result (dBm)	Factor (dB)	PK Limit (dBm)	Over Limit (dB)	Table (o)	ANT	EUT	Verdict
149.989	-67.66	-15.06	-13.0	-54.66	203.00	Horizontal	Vertical	Pass
1701.200	-40.03	-4.53	-13.0	-27.03	332.00	Horizontal	Vertical	N/A
2146.000	-27.87	-2.43	-13.0	-14.87	171.00	Horizontal	Vertical	N/A
3213.800	-52.05	3.67	-13.0	-39.05	325.00	Horizontal	Vertical	Pass
6986.000	-41.88	13.70	-13.0	-28.88	354.00	Horizontal	Vertical	Pass
17421.251	-33.59	22.62	-13.0	-20.59	360.00	Horizontal	Vertical	Pass

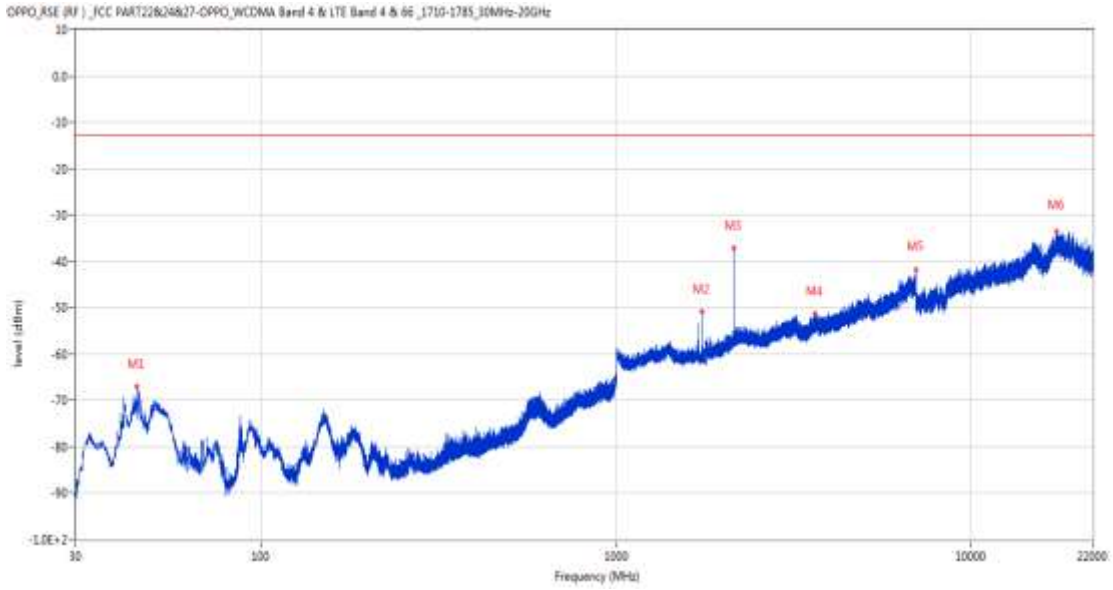
RSE-V&V LTE Band 66 BW3 CH132322



Frequency (MHz)	Result (dBm)	Factor (dB)	PK Limit (dBm)	Over Limit (dB)	Table (o)	ANT	EUT	Verdict
44.550	-65.17	-15.48	-13.0	-52.17	60.00	Vertical	Vertical	Pass
1744.200	-44.19	-4.53	-13.0	-31.19	260.00	Vertical	Vertical	N/A
2145.600	-33.52	-2.43	-13.0	-20.52	245.00	Vertical	Vertical	N/A
3693.400	-51.14	5.00	-13.0	-38.14	128.00	Vertical	Vertical	Pass
6679.400	-41.74	11.77	-13.0	-28.74	143.00	Vertical	Vertical	Pass
17334.301	-33.38	21.08	-13.0	-20.38	226.00	Vertical	Vertical	Pass



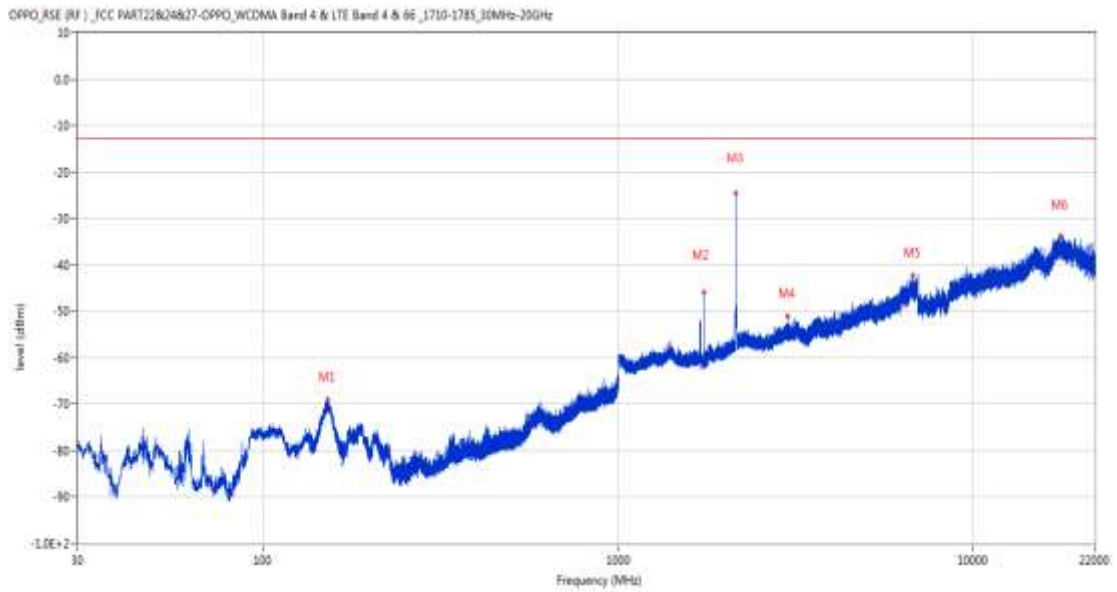
RSE-V&H LTE Band 66 BW3 CH132322



Frequency (MHz)	Result (dBm)	Factor (dB)	PK Limit (dBm)	Over Limit (dB)	Table (o)	ANT	EUT	Verdict
44.599	-67.07	-15.56	-13.0	-54.07	259.00	Vertical	Horizontal	Pass
1744.100	-50.84	-4.53	-13.0	-37.84	354.00	Vertical	Horizontal	N/A
2146.100	-37.07	-2.43	-13.0	-24.07	98.00	Vertical	Horizontal	N/A
3629.000	-51.28	3.43	-13.0	-38.28	279.00	Vertical	Horizontal	Pass
6980.200	-41.90	13.82	-13.0	-28.90	91.00	Vertical	Horizontal	Pass
17425.875	-33.49	22.51	-13.0	-20.49	93.00	Vertical	Horizontal	Pass

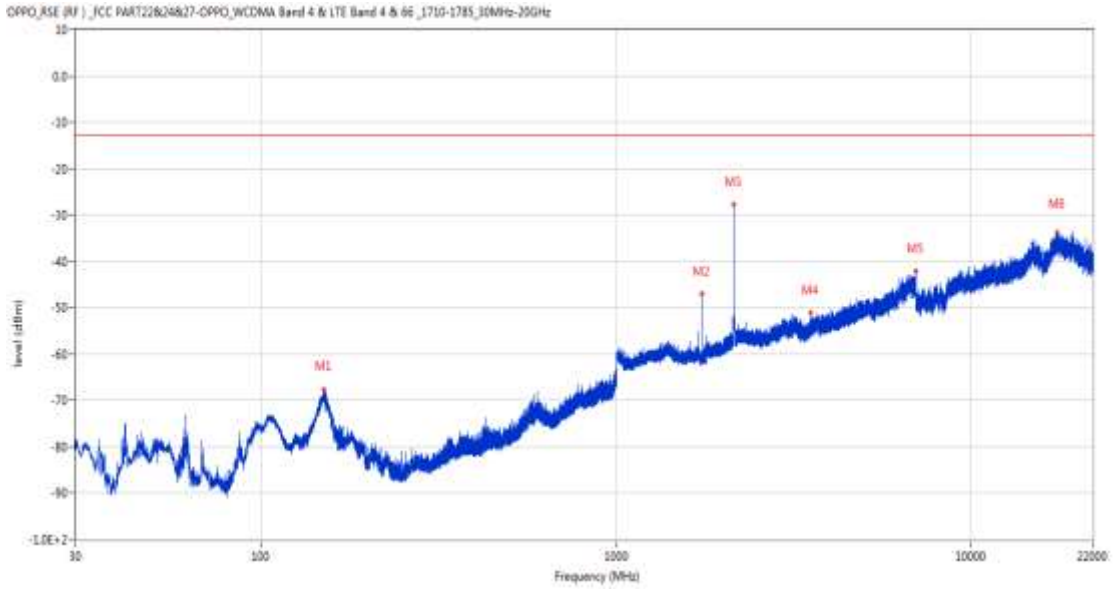
### 18.3 LTE Band 66 BW5, Middle Channel

RSE-H&H LTE Band 66 BW5 CH132322



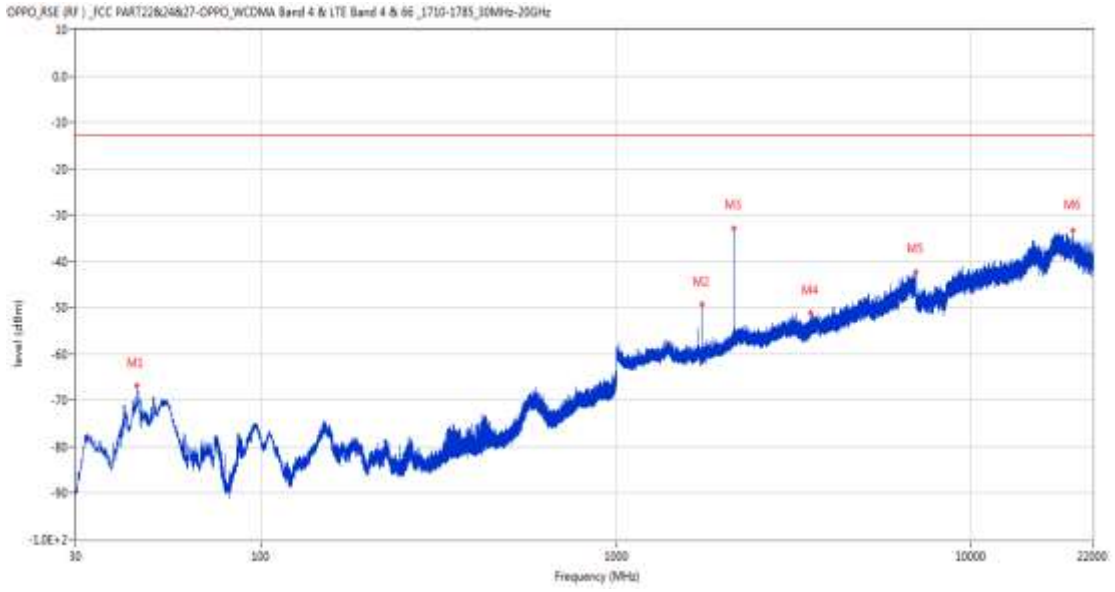
Frequency (MHz)	Result (dBm)	Factor (dB)	PK Limit (dBm)	Over Limit (dB)	Table (o)	ANT	EUT	Verdict
151.735	-69.07	-15.01	-13.0	-56.07	189.00	Horizontal	Horizontal	Pass
1743.200	-45.90	-4.53	-13.0	-32.90	179.00	Horizontal	Horizontal	N/A
2146.600	-24.48	-2.42	-13.0	-11.48	266.00	Horizontal	Horizontal	N/A
3002.400	-51.17	2.60	-13.0	-38.17	289.00	Horizontal	Horizontal	Pass
6768.800	-42.26	11.46	-13.0	-29.26	187.00	Horizontal	Horizontal	Pass
17615.499	-33.78	21.83	-13.0	-20.78	44.00	Horizontal	Horizontal	Pass

RSE-H&V LTE Band 66 BW5 CH132322



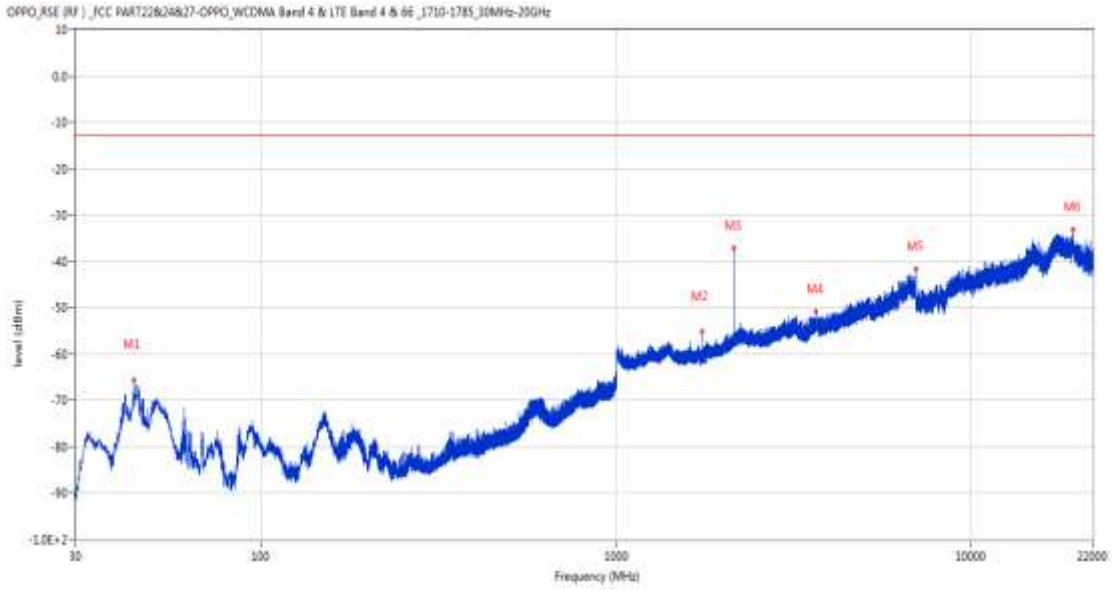
Frequency (MHz)	Result (dBm)	Factor (dB)	PK Limit (dBm)	Over Limit (dB)	Table (o)	ANT	EUT	Verdict
150.038	-67.69	-15.06	-13.0	-54.69	202.00	Horizontal	Vertical	Pass
1743.200	-46.97	-4.53	-13.0	-33.97	195.00	Horizontal	Vertical	N/A
2145.400	-27.74	-2.43	-13.0	-14.74	54.00	Horizontal	Vertical	N/A
3527.600	-51.15	3.78	-13.0	-38.15	219.00	Horizontal	Vertical	Pass
6998.400	-42.09	13.63	-13.0	-29.09	4.00	Horizontal	Vertical	Pass
17474.437	-33.73	21.71	-13.0	-20.73	141.00	Horizontal	Vertical	Pass

RSE-V&V LTE Band 66 BW5 CH132322



Frequency (MHz)	Result (dBm)	Factor (dB)	PK Limit (dBm)	Over Limit (dB)	Table (o)	ANT	EUT	Verdict
44.599	-66.78	-15.56	-13.0	-53.78	360.00	Vertical	Vertical	Pass
1743.200	-49.38	-4.53	-13.0	-36.38	234.00	Vertical	Vertical	N/A
2145.000	-32.79	-2.43	-13.0	-19.79	19.00	Vertical	Vertical	N/A
3532.800	-51.07	3.80	-13.0	-38.07	216.00	Vertical	Vertical	Pass
6977.000	-42.20	13.80	-13.0	-29.20	143.00	Vertical	Vertical	Pass
19333.224	-33.40	27.71	-13.0	-20.40	154.00	Vertical	Vertical	Pass

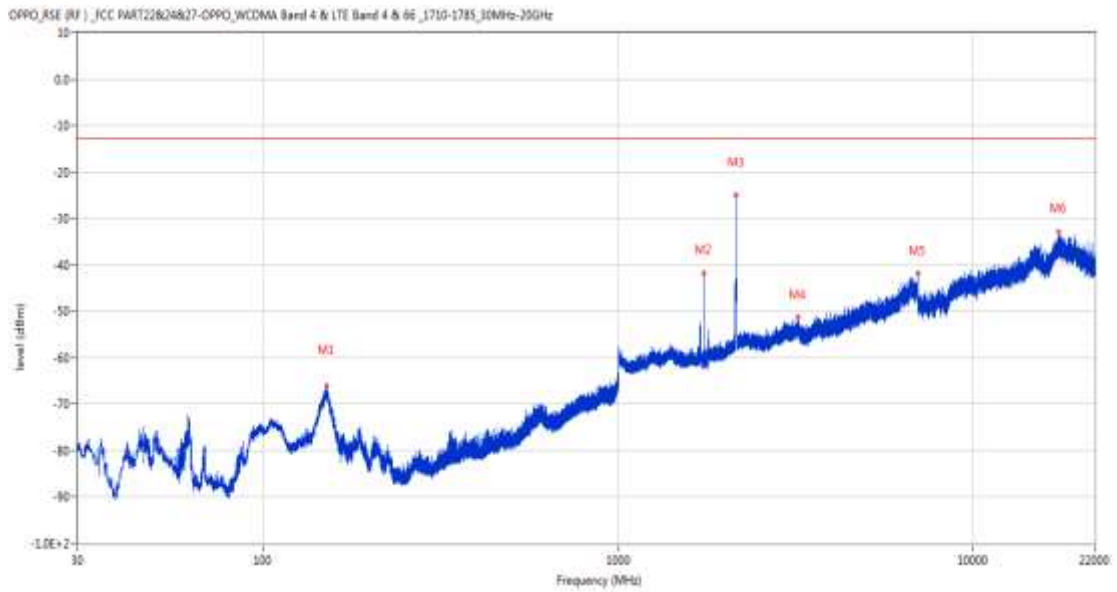
RSE-V&H LTE Band 66 BW5 CH132322



Frequency (MHz)	Result (dBm)	Factor (dB)	PK Limit (dBm)	Over Limit (dB)	Table (o)	ANT	EUT	Verdict
43.968	-65.59	-14.57	-13.0	-52.59	23.00	Vertical	Horizontal	Pass
1743.100	-55.05	-4.53	-13.0	-42.05	70.00	Vertical	Horizontal	N/A
2145.100	-37.25	-2.43	-13.0	-24.25	101.00	Vertical	Horizontal	N/A
3658.000	-50.91	3.96	-13.0	-37.91	183.00	Vertical	Horizontal	Pass
6982.800	-41.74	13.92	-13.0	-28.74	353.00	Vertical	Horizontal	Pass
19383.175	-33.12	26.65	-13.0	-20.12	254.00	Vertical	Horizontal	Pass

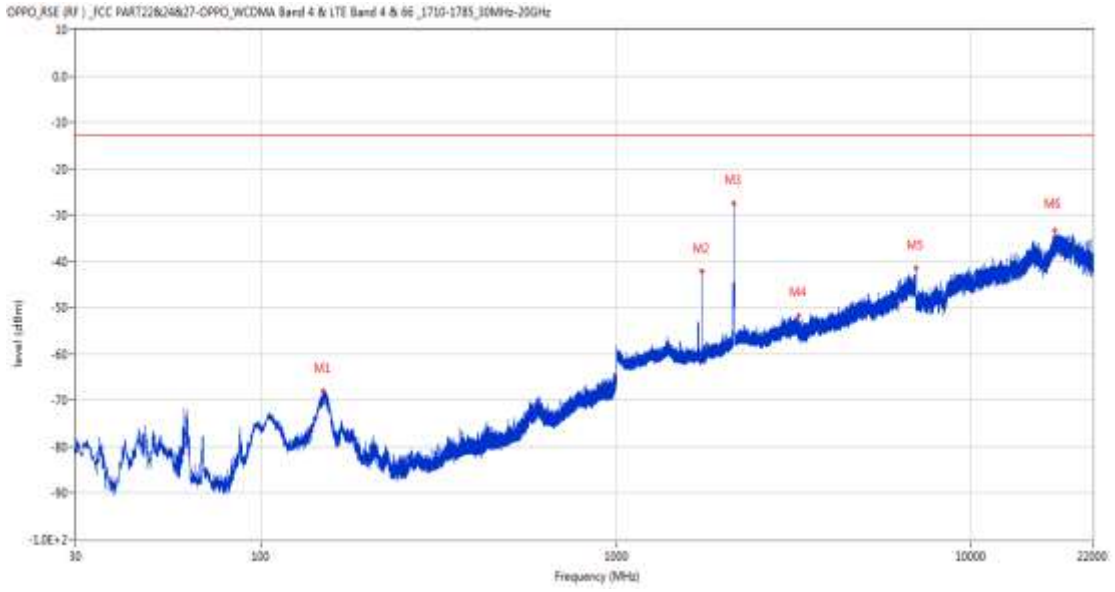
## 18.4 LTE Band 66 BW10, Middle Channel

RSE-H&H LTE Band 66 BW10 CH132322



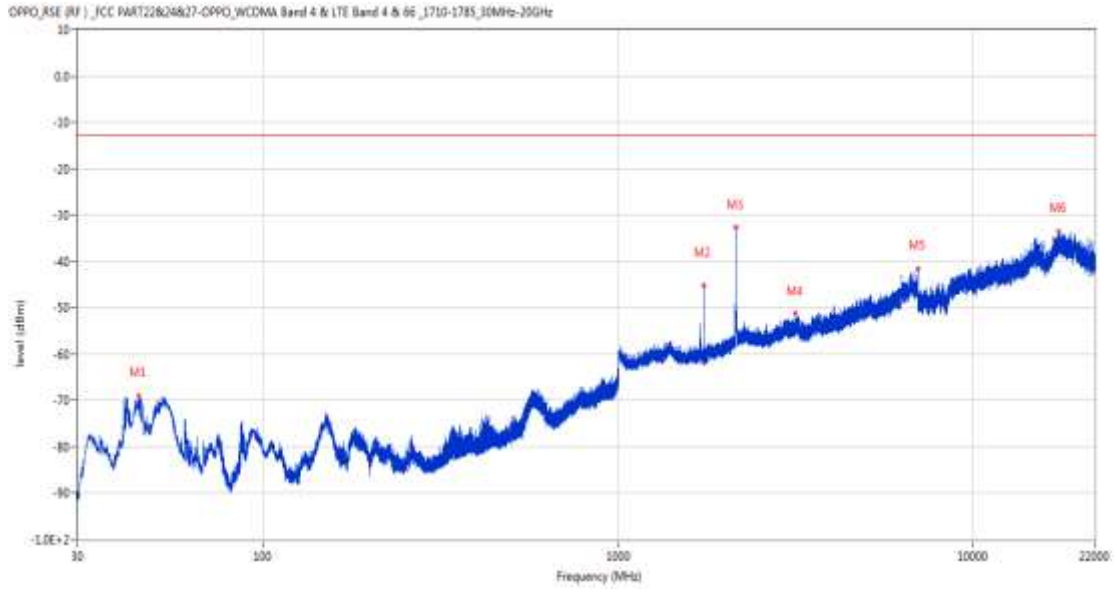
Frequency (MHz)	Result (dBm)	Factor (dB)	PK Limit (dBm)	Over Limit (dB)	Table (o)	ANT	EUT	Verdict
151.056	-66.08	-15.02	-13.0	-53.08	166.00	Horizontal	Horizontal	Pass
1741.000	-41.94	-4.53	-13.0	-28.94	118.00	Horizontal	Horizontal	N/A
2149.200	-25.11	-2.27	-13.0	-12.11	283.00	Horizontal	Horizontal	N/A
3208.000	-51.40	3.22	-13.0	-38.40	229.00	Horizontal	Horizontal	Pass
6987.000	-41.77	13.69	-13.0	-28.77	360.00	Horizontal	Horizontal	Pass
17430.962	-32.95	22.38	-13.0	-19.95	101.00	Horizontal	Horizontal	Pass

RSE-H&V LTE Band 66 BW10 CH132322



Frequency (MHz)	Result (dBm)	Factor (dB)	PK Limit (dBm)	Over Limit (dB)	Table (o)	ANT	EUT	Verdict
149.165	-67.96	-15.21	-13.0	-54.96	202.00	Horizontal	Vertical	Pass
1741.000	-42.11	-4.53	-13.0	-29.11	172.00	Horizontal	Vertical	N/A
2147.000	-27.38	-2.38	-13.0	-14.38	33.00	Horizontal	Vertical	N/A
3264.400	-51.72	1.94	-13.0	-38.72	360.00	Horizontal	Vertical	Pass
6979.400	-41.40	13.89	-13.0	-28.40	26.00	Horizontal	Vertical	Pass
17238.100	-33.27	20.72	-13.0	-20.27	360.00	Horizontal	Vertical	Pass

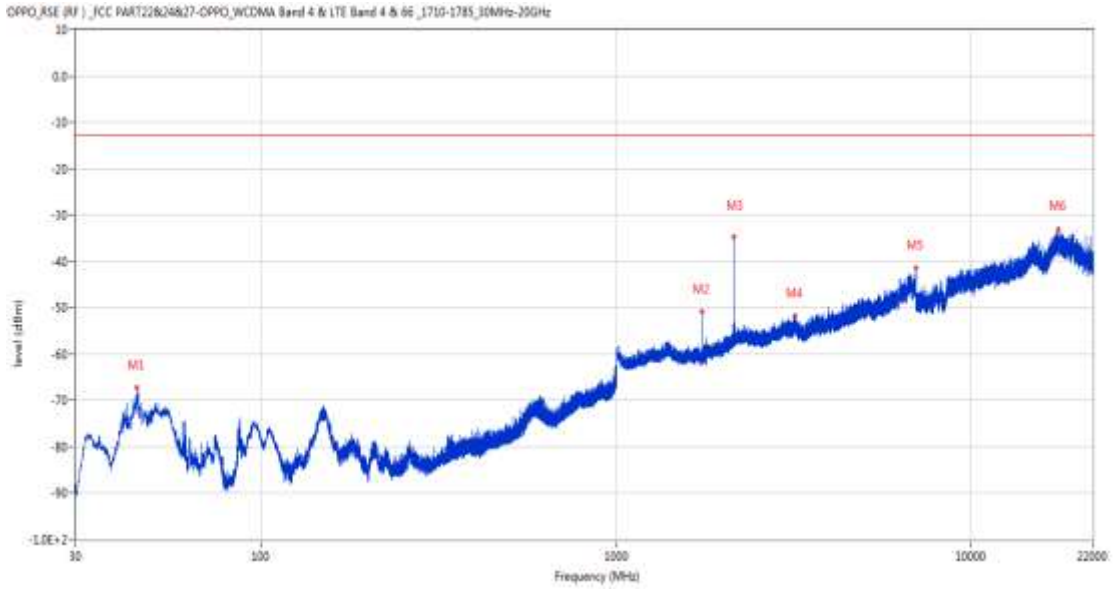
RSE-V&V LTE Band 66 BW10 CH132322



Frequency (MHz)	Result (dBm)	Factor (dB)	PK Limit (dBm)	Over Limit (dB)	Table (o)	ANT	EUT	Verdict
44.599	-69.02	-15.56	-13.0	-56.02	294.00	Vertical	Vertical	Pass
1741.100	-45.33	-4.53	-13.0	-32.33	255.00	Vertical	Vertical	N/A
2144.100	-32.69	-2.44	-13.0	-19.69	228.00	Vertical	Vertical	N/A
3156.800	-51.38	2.97	-13.0	-38.38	4.00	Vertical	Vertical	Pass
6991.000	-41.74	13.49	-13.0	-28.74	224.00	Vertical	Vertical	Pass
17419.401	-33.59	22.65	-13.0	-20.59	276.00	Vertical	Vertical	Pass



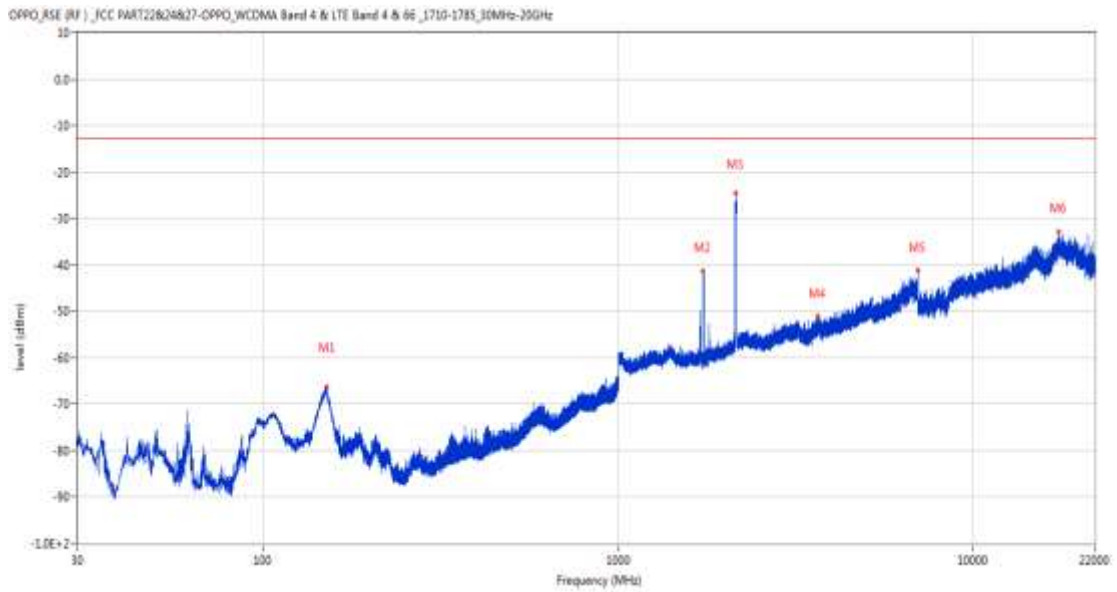
RSE-V&H LTE Band 66 BW10 CH132322



Frequency (MHz)	Result (dBm)	Factor (dB)	PK Limit (dBm)	Over Limit (dB)	Table (o)	ANT	EUT	Verdict
44.550	-67.20	-15.48	-13.0	-54.20	354.00	Vertical	Horizontal	Pass
1741.000	-50.87	-4.53	-13.0	-37.87	72.00	Vertical	Horizontal	N/A
2144.800	-34.75	-2.43	-13.0	-21.75	94.00	Vertical	Horizontal	N/A
3192.200	-51.77	2.75	-13.0	-38.77	124.00	Vertical	Horizontal	Pass
6982.000	-41.37	13.87	-13.0	-28.37	54.00	Vertical	Horizontal	Pass
17600.238	-33.06	21.97	-13.0	-20.06	139.00	Vertical	Horizontal	Pass

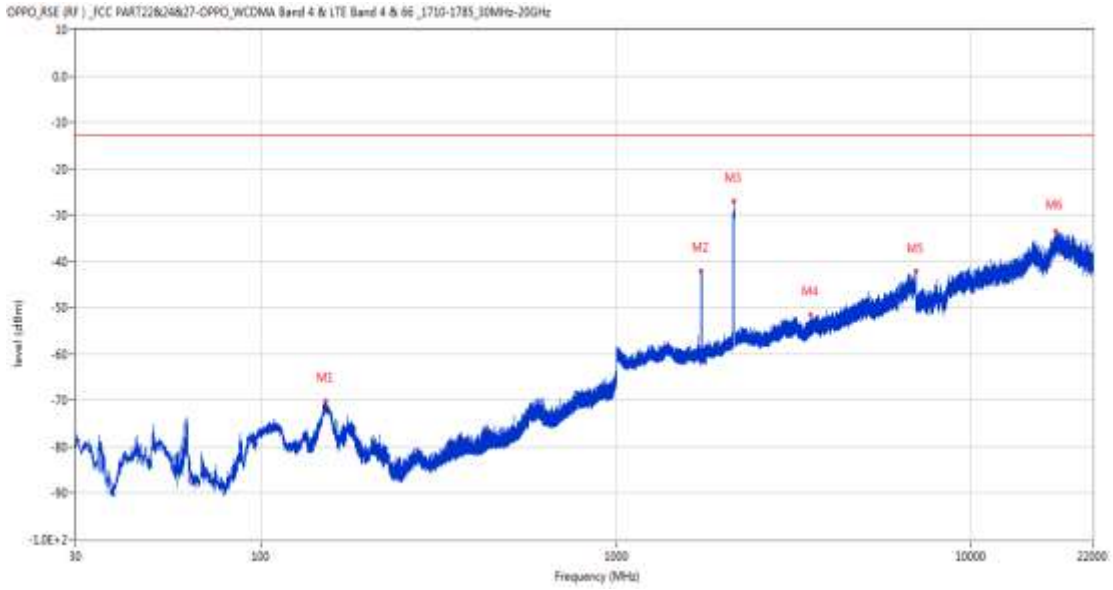
## 18.5 LTE Band 66 BW15, Middle Channel

RSE-H&H LTE Band 66 BW15 CH132322



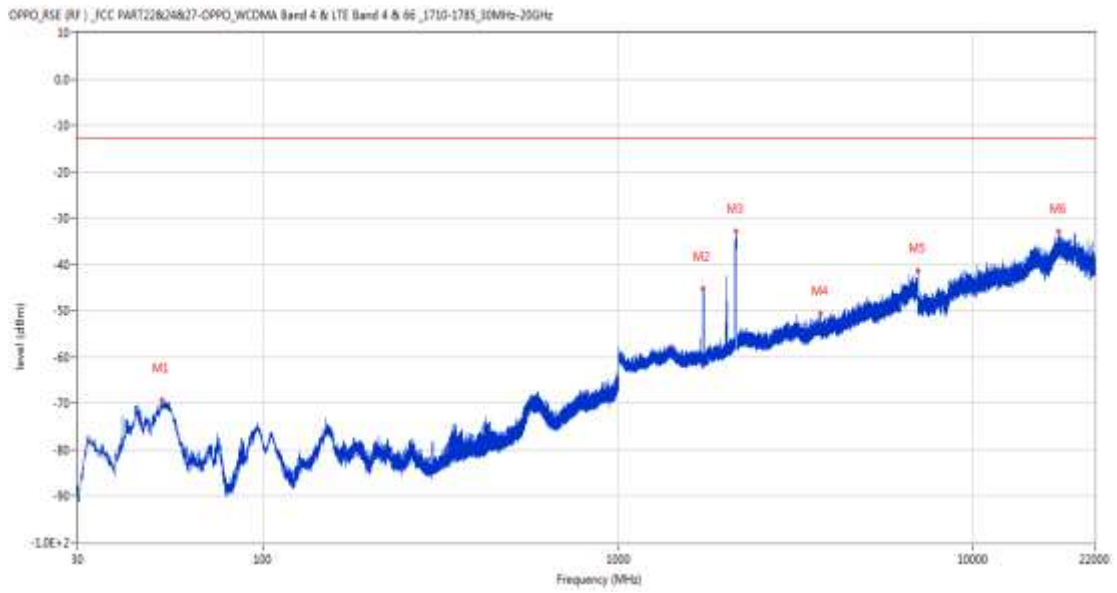
Frequency (MHz)	Result (dBm)	Factor (dB)	PK Limit (dBm)	Over Limit (dB)	Table (o)	ANT	EUT	Verdict
151.153	-66.36	-15.01	-13.0	-53.36	19.00	Horizontal	Horizontal	Pass
1738.700	-41.45	-4.53	-13.0	-28.45	186.00	Horizontal	Horizontal	N/A
2144.500	-24.59	-2.43	-13.0	-11.59	269.00	Horizontal	Horizontal	N/A
3651.000	-51.08	4.45	-13.0	-38.08	360.00	Horizontal	Horizontal	Pass
6996.800	-41.08	13.59	-13.0	-28.08	116.00	Horizontal	Horizontal	Pass
17349.562	-32.88	21.27	-13.0	-19.88	188.00	Horizontal	Horizontal	Pass

RSE-H&V LTE Band 66 BW15 CH132322



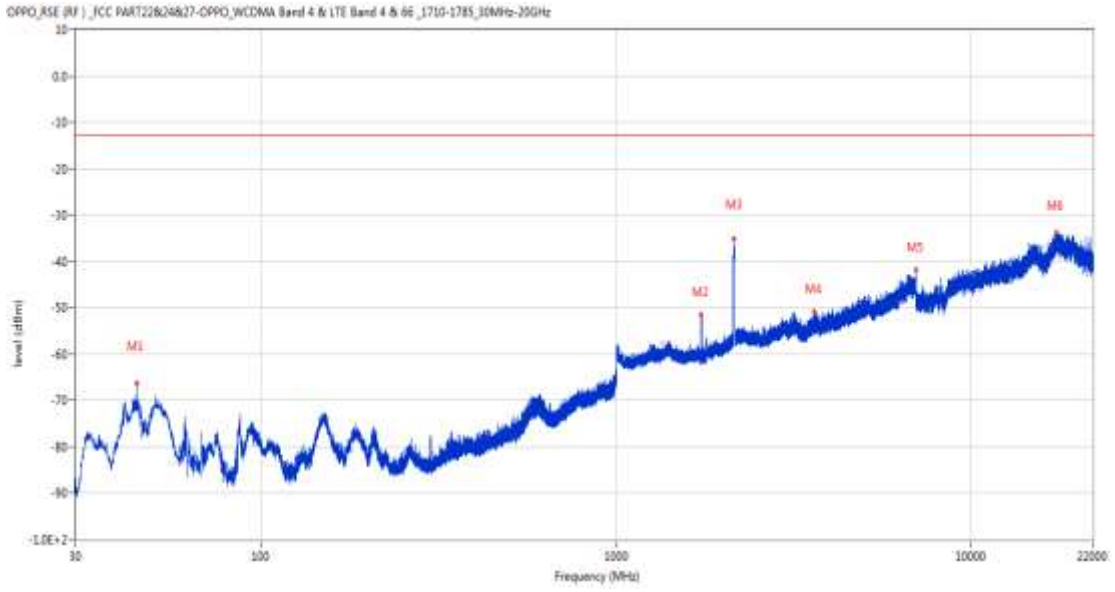
Frequency (MHz)	Result (dBm)	Factor (dB)	PK Limit (dBm)	Over Limit (dB)	Table (o)	ANT	EUT	Verdict
151.880	-70.04	-15.01	-13.0	-57.04	172.00	Horizontal	Vertical	Pass
1738.800	-41.97	-4.53	-13.0	-28.97	181.00	Horizontal	Vertical	N/A
2139.800	-27.12	-2.47	-13.0	-14.12	50.00	Horizontal	Vertical	N/A
3519.800	-51.61	3.73	-13.0	-38.61	216.00	Horizontal	Vertical	Pass
6974.800	-42.05	13.71	-13.0	-29.05	282.00	Horizontal	Vertical	Pass
17340.774	-33.49	21.09	-13.0	-20.49	308.00	Horizontal	Vertical	Pass

RSE-V&V LTE Band 66 BW15 CH132322



Frequency (MHz)	Result (dBm)	Factor (dB)	PK Limit (dBm)	Over Limit (dB)	Table (o)	ANT	EUT	Verdict
51.825	-69.33	-15.88	-13.0	-56.33	114.00	Vertical	Vertical	Pass
1738.700	-45.23	-4.53	-13.0	-32.23	247.00	Vertical	Vertical	N/A
2141.800	-32.87	-2.48	-13.0	-19.87	41.00	Vertical	Vertical	N/A
3706.200	-50.55	4.73	-13.0	-37.55	140.00	Vertical	Vertical	Pass
6982.200	-41.38	13.88	-13.0	-28.38	360.00	Vertical	Vertical	Pass
17387.024	-32.98	22.40	-13.0	-19.98	240.00	Vertical	Vertical	Pass

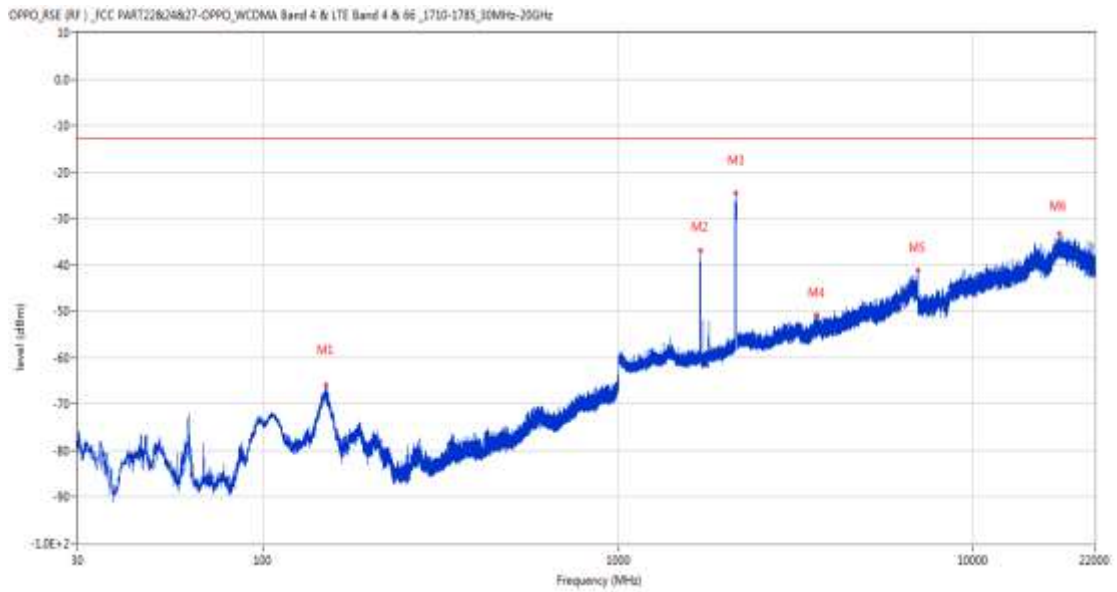
RSE-V&H LTE Band 66 BW15 CH132322



Frequency (MHz)	Result (dBm)	Factor (dB)	PK Limit (dBm)	Over Limit (dB)	Table (o)	ANT	EUT	Verdict
44.550	-66.33	-15.48	-13.0	-53.33	296.00	Vertical	Horizontal	Pass
1738.800	-51.44	-4.53	-13.0	-38.44	89.00	Vertical	Horizontal	N/A
2144.000	-35.23	-2.44	-13.0	-22.23	101.00	Vertical	Horizontal	N/A
3609.200	-50.92	3.32	-13.0	-37.92	214.00	Vertical	Horizontal	Pass
6991.800	-41.94	13.53	-13.0	-28.94	0.00	Vertical	Horizontal	Pass
17357.427	-33.85	21.46	-13.0	-20.85	0.00	Vertical	Horizontal	Pass

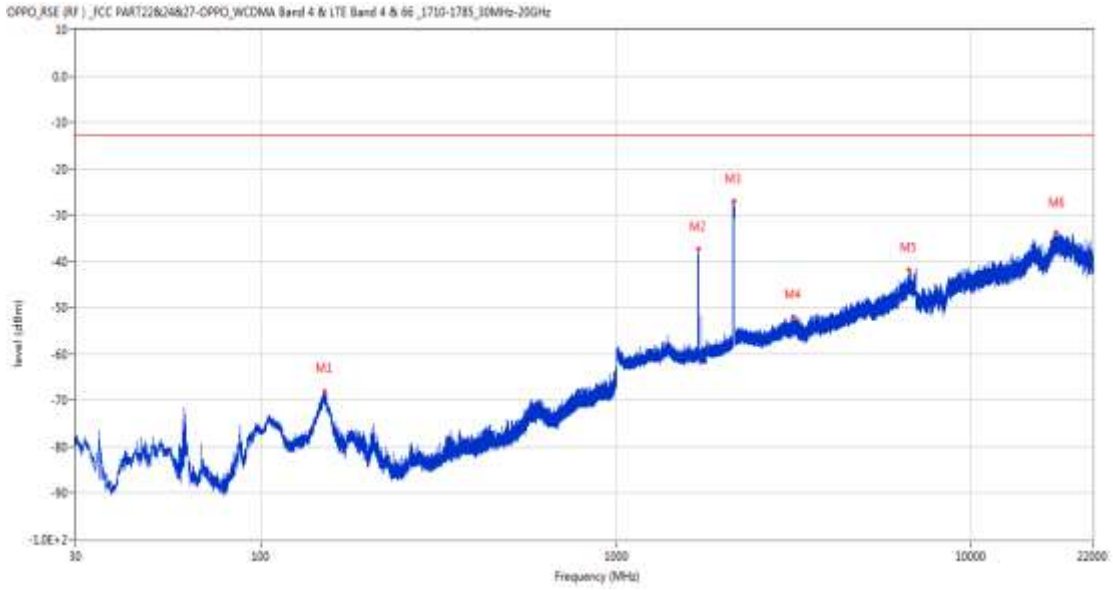
## 18.6 LTE Band 66 BW20, Middle Channel

RSE-H&H LTE Band 66 BW20 CH132322



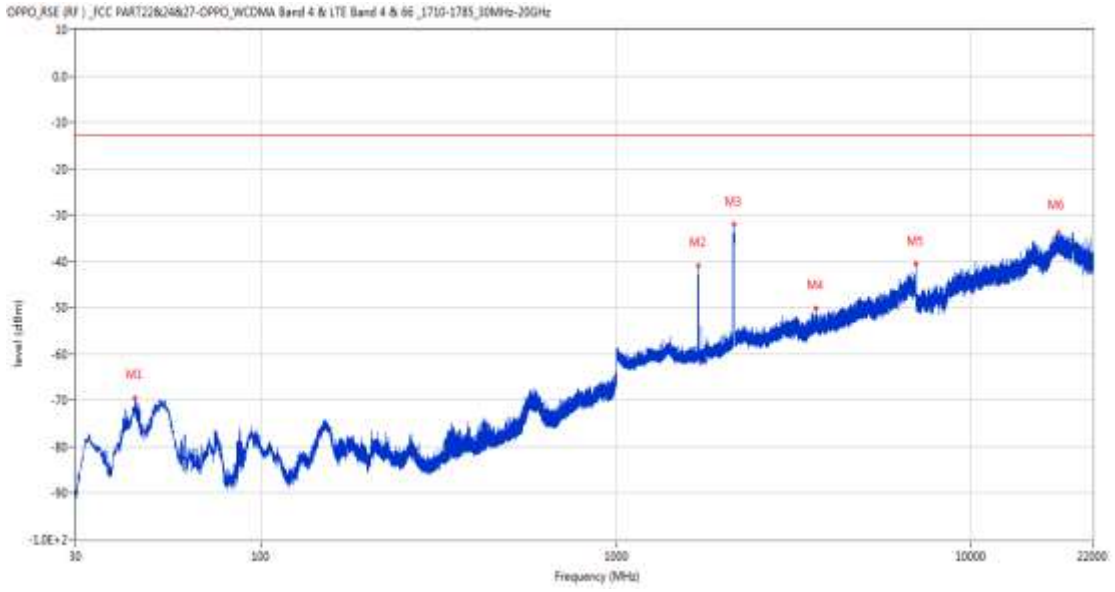
Frequency (MHz)	Result (dBm)	Factor (dB)	PK Limit (dBm)	Over Limit (dB)	Table (o)	ANT	EUT	Verdict
149.989	-65.86	-15.06	-13.0	-52.86	18.00	Horizontal	Horizontal	Pass
1700.800	-36.85	-4.53	-13.0	-23.85	201.00	Horizontal	Horizontal	N/A
2139.300	-24.66	-2.47	-13.0	-11.66	285.00	Horizontal	Horizontal	N/A
3638.400	-50.80	4.05	-13.0	-37.80	253.00	Horizontal	Horizontal	Pass
6980.400	-41.21	13.80	-13.0	-28.21	8.00	Horizontal	Horizontal	Pass
17467.038	-33.24	21.73	-13.0	-20.24	288.00	Horizontal	Horizontal	Pass

RSE-H&V LTE Band 66 BW20 CH132322



Frequency (MHz)	Result (dBm)	Factor (dB)	PK Limit (dBm)	Over Limit (dB)	Table (o)	ANT	EUT	Verdict
150.765	-68.03	-15.03	-13.0	-55.03	189.00	Horizontal	Vertical	Pass
1700.900	-37.41	-4.53	-13.0	-24.41	171.00	Horizontal	Vertical	N/A
2139.800	-27.05	-2.47	-13.0	-14.05	30.00	Horizontal	Vertical	N/A
3162.400	-52.06	3.12	-13.0	-39.06	140.00	Horizontal	Vertical	Pass
6672.400	-41.97	11.57	-13.0	-28.97	336.00	Horizontal	Vertical	Pass
17339.849	-33.88	21.08	-13.0	-20.88	143.00	Horizontal	Vertical	Pass

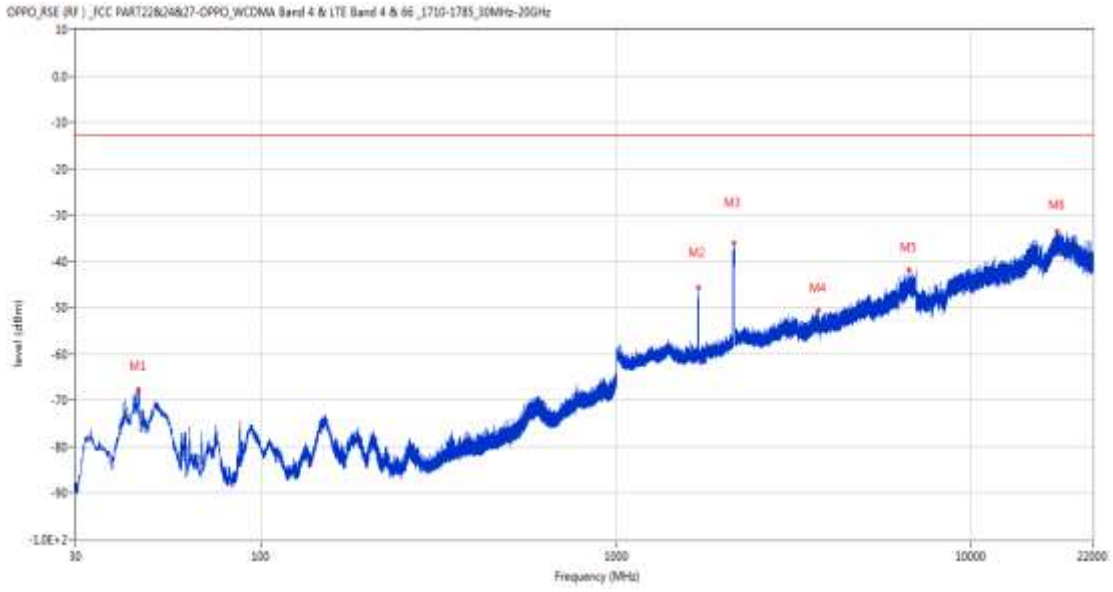
RSE-V&V LTE Band 66 BW20 CH132322



Frequency (MHz)	Result (dBm)	Factor (dB)	PK Limit (dBm)	Over Limit (dB)	Table (o)	ANT	EUT	Verdict
44.065	-69.36	-14.62	-13.0	-56.36	116.00	Vertical	Vertical	Pass
1700.800	-40.92	-4.53	-13.0	-27.92	224.00	Vertical	Vertical	N/A
2146.900	-32.09	-2.39	-13.0	-19.09	35.00	Vertical	Vertical	N/A
3656.600	-50.21	4.08	-13.0	-37.21	231.00	Vertical	Vertical	Pass
7000.000	-40.45	13.64	-13.0	-27.45	242.00	Vertical	Vertical	Pass
17584.974	-33.82	22.14	-13.0	-20.82	206.00	Vertical	Vertical	Pass



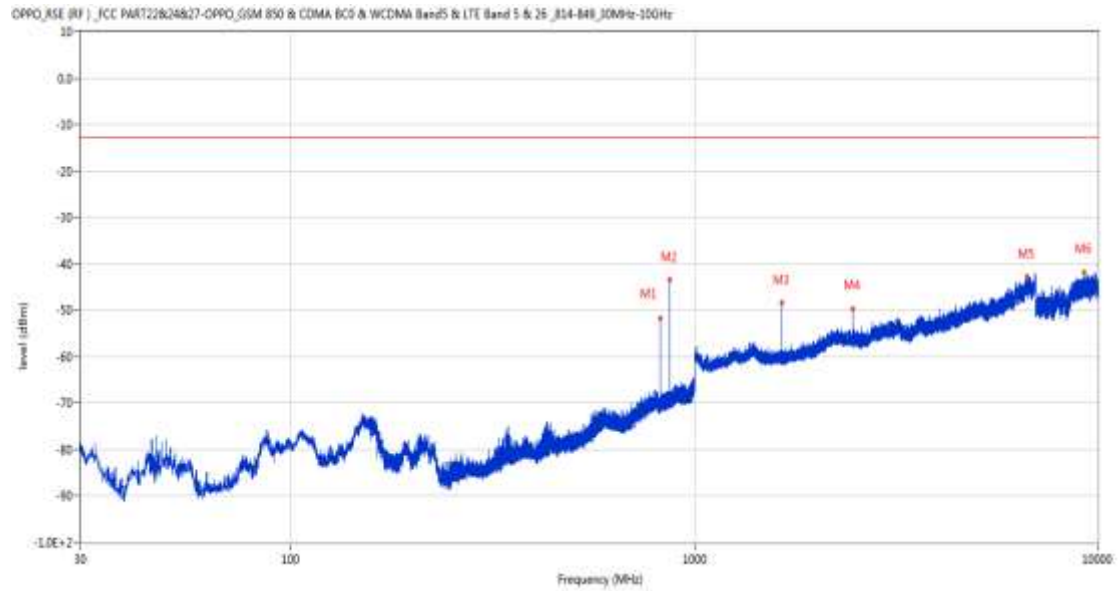
RSE-V&H LTE Band 66 BW20 CH132322



Frequency (MHz)	Result (dBm)	Factor (dB)	PK Limit (dBm)	Over Limit (dB)	Table (o)	ANT	EUT	Verdict
45.229	-67.60	-16.55	-13.0	-54.60	360.00	Vertical	Horizontal	Pass
1701.000	-45.76	-4.53	-13.0	-32.76	63.00	Vertical	Horizontal	N/A
2139.300	-36.09	-2.47	-13.0	-23.09	87.00	Vertical	Horizontal	N/A
3721.600	-50.52	4.00	-13.0	-37.52	72.00	Vertical	Horizontal	Pass
6684.400	-41.96	11.98	-13.0	-28.96	260.00	Vertical	Horizontal	Pass
17468.887	-33.54	21.72	-13.0	-20.54	105.00	Vertical	Horizontal	Pass

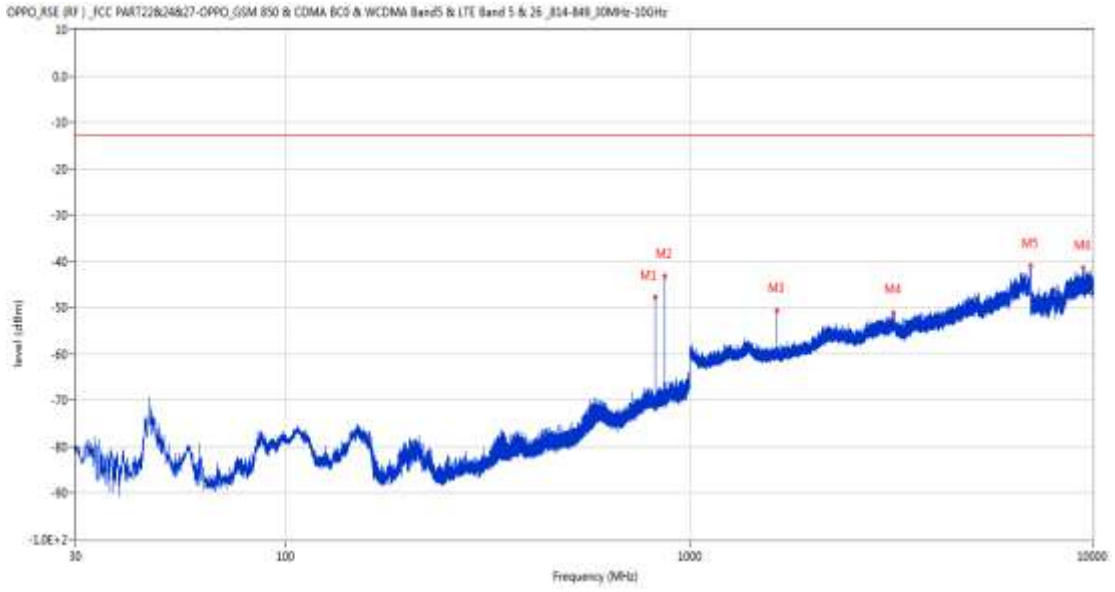
Down Antenna  
 GSM  
 19 GSM 850  
 19.1 GSM 850 Low Channel

RSE-H&H GSM 850 CH128



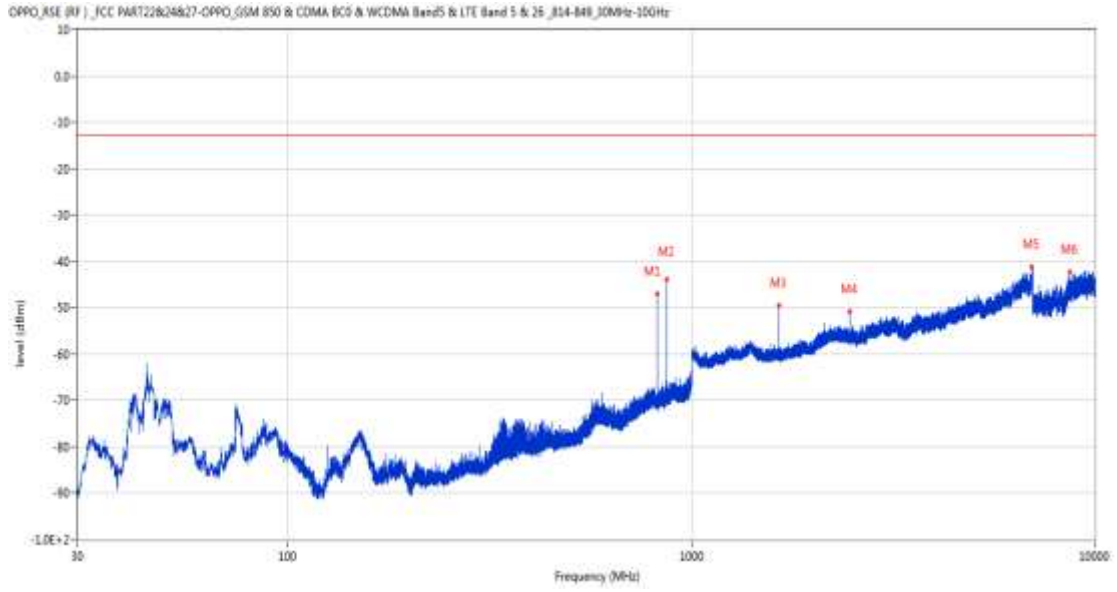
Frequency (MHz)	Result (dBm)	Factor (dB)	PK Limit (dBm)	Over Limit (dB)	Table (o)	ANT	EUT	Verdict
824.188	-51.63	2.22	-13.0	-38.63	-3.00	Horizontal	Horizontal	N/A
869.147	-43.50	2.38	-13.0	-30.50	175.00	Horizontal	Horizontal	N/A
1648.600	-48.41	-5.85	-13.0	-35.41	35.00	Horizontal	Horizontal	Pass
2473.100	-49.66	-1.26	-13.0	-36.66	360.00	Horizontal	Horizontal	Pass
6683.200	-42.86	11.88	-13.0	-29.86	52.00	Horizontal	Horizontal	Pass
9241.150	-41.89	15.26	-13.0	-28.89	83.00	Horizontal	Horizontal	Pass

RSE-H&V GSM 850 CH128



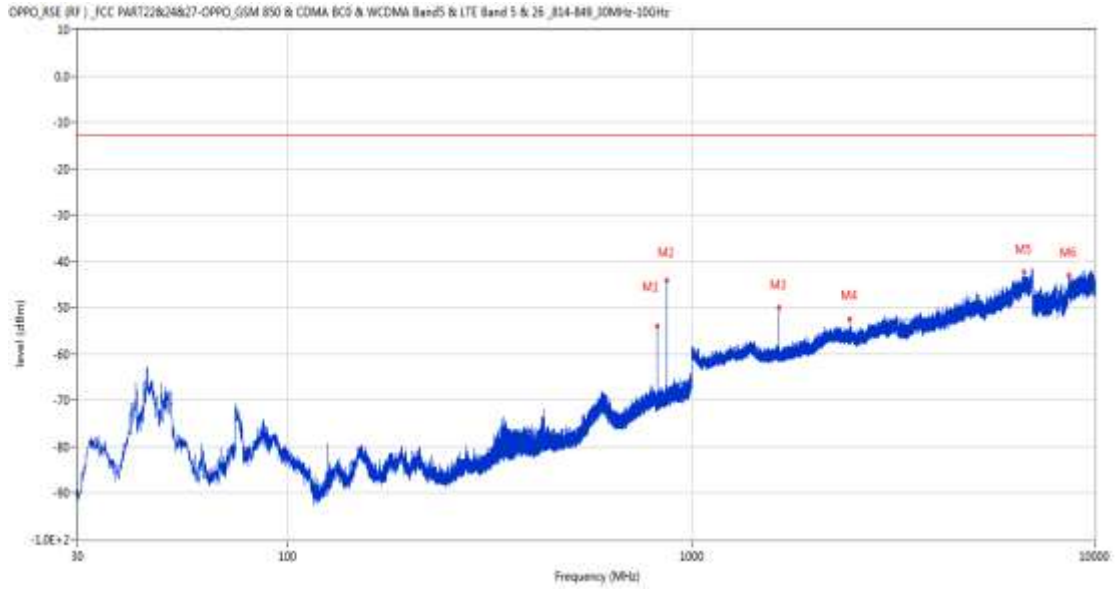
Frequency (MHz)	Result (dBm)	Factor (dB)	PK Limit (dBm)	Over Limit (dB)	Table (o)	ANT	EUT	Verdict
824.236	-47.80	2.22	-13.0	-34.80	217.00	Horizontal	Vertical	N/A
869.244	-43.22	2.38	-13.0	-30.22	177.00	Horizontal	Vertical	N/A
1648.700	-50.69	-5.85	-13.0	-37.69	314.00	Horizontal	Vertical	Pass
3197.400	-51.12	2.88	-13.0	-38.12	302.00	Horizontal	Vertical	Pass
6998.800	-41.07	13.64	-13.0	-28.07	344.00	Horizontal	Vertical	Pass
9453.400	-41.48	16.67	-13.0	-28.48	354.00	Horizontal	Vertical	Pass

RSE-V&V GSM 850 CH128



Frequency (MHz)	Result (dBm)	Factor (dB)	PK Limit (dBm)	Over Limit (dB)	Table (o)	ANT	EUT	Verdict
824.139	-47.05	2.22	-13.0	-34.05	23.00	Vertical	Vertical	N/A
869.244	-43.97	2.38	-13.0	-30.97	58.00	Vertical	Vertical	N/A
1648.900	-49.47	-5.86	-13.0	-36.47	27.00	Vertical	Vertical	Pass
2472.800	-50.83	-1.28	-13.0	-37.83	340.00	Vertical	Vertical	Pass
6971.600	-41.26	13.59	-13.0	-28.26	291.00	Vertical	Vertical	Pass
8682.849	-42.26	13.52	-13.0	-29.26	360.00	Vertical	Vertical	Pass

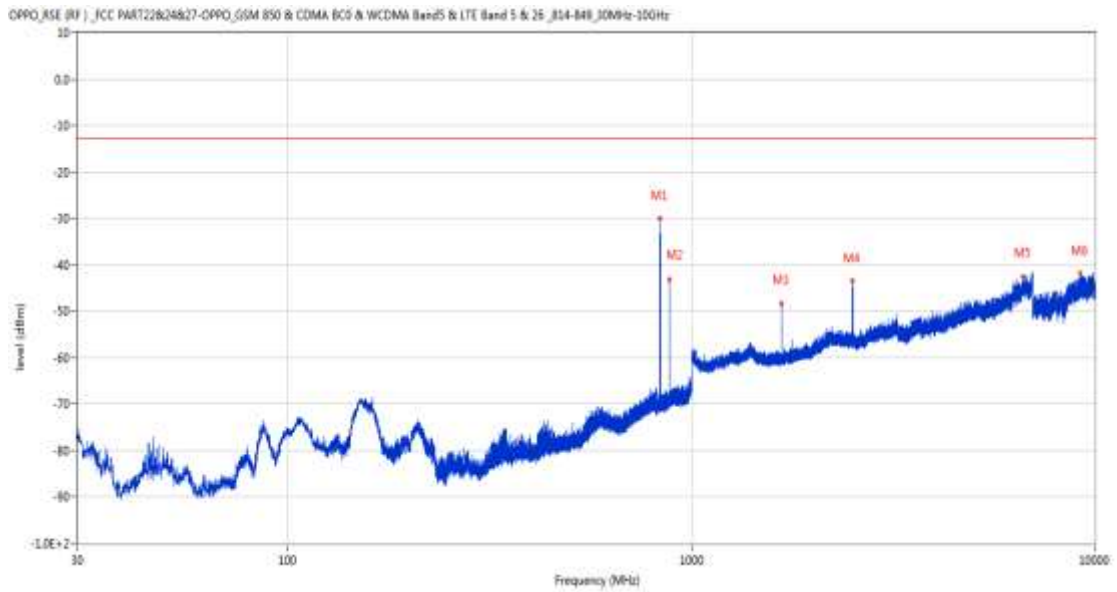
RSE-V&H GSM 850 CH128



Frequency (MHz)	Result (dBm)	Factor (dB)	PK Limit (dBm)	Over Limit (dB)	Table (o)	ANT	EUT	Verdict
824.139	-53.88	2.22	-13.0	-40.88	131.00	Vertical	Horizontal	N/A
869.147	-44.19	2.38	-13.0	-31.19	43.00	Vertical	Horizontal	N/A
1648.700	-49.97	-5.85	-13.0	-36.97	218.00	Vertical	Horizontal	Pass
2473.000	-52.50	-1.27	-13.0	-39.50	53.00	Vertical	Horizontal	Pass
6683.400	-42.39	11.90	-13.0	-29.39	242.00	Vertical	Horizontal	Pass
8613.250	-43.02	13.35	-13.0	-30.02	204.00	Vertical	Horizontal	Pass

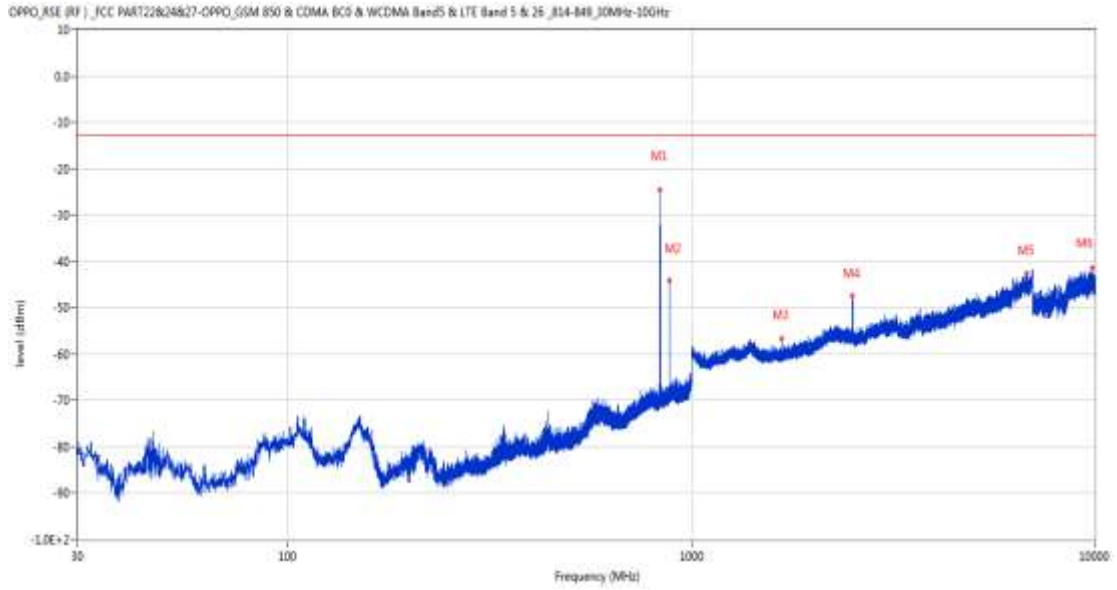
## 19.2 GSM 850 Middle Channel

RSE-H&H GSM 850 CH190



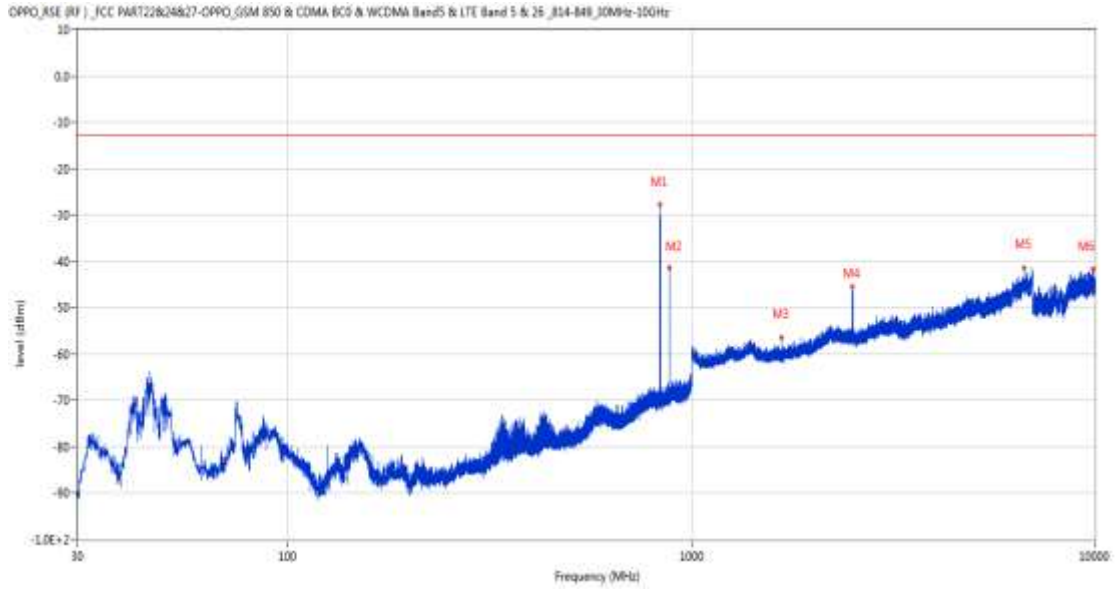
Frequency (MHz)	Result (dBm)	Factor (dB)	PK Limit (dBm)	Over Limit (dB)	Table (o)	ANT	EUT	Verdict
836.555	-29.92	2.59	-13.0	-16.92	120.00	Horizontal	Horizontal	N/A
881.563	-43.12	2.80	-13.0	-30.12	177.00	Horizontal	Horizontal	N/A
1673.600	-48.45	-5.83	-13.0	-35.45	34.00	Horizontal	Horizontal	Pass
2510.300	-43.50	-1.00	-13.0	-30.50	138.00	Horizontal	Horizontal	Pass
6641.400	-42.62	11.97	-13.0	-29.62	326.00	Horizontal	Horizontal	Pass
9201.549	-41.96	15.34	-13.0	-28.96	231.00	Horizontal	Horizontal	Pass

RSE-H&V GSM 850 CH190



Frequency (MHz)	Result (dBm)	Factor (dB)	PK Limit (dBm)	Over Limit (dB)	Table (o)	ANT	EUT	Verdict
836.604	-24.53	2.59	-13.0	-11.53	208.00	Horizontal	Vertical	N/A
881.514	-44.15	2.80	-13.0	-31.15	192.00	Horizontal	Vertical	N/A
1673.600	-56.59	-5.83	-13.0	-43.59	164.00	Horizontal	Vertical	Pass
2510.200	-47.51	-0.99	-13.0	-34.51	164.00	Horizontal	Vertical	Pass
6774.800	-42.61	11.73	-13.0	-29.61	283.00	Horizontal	Vertical	Pass
9851.800	-41.42	16.83	-13.0	-28.42	198.00	Horizontal	Vertical	Pass

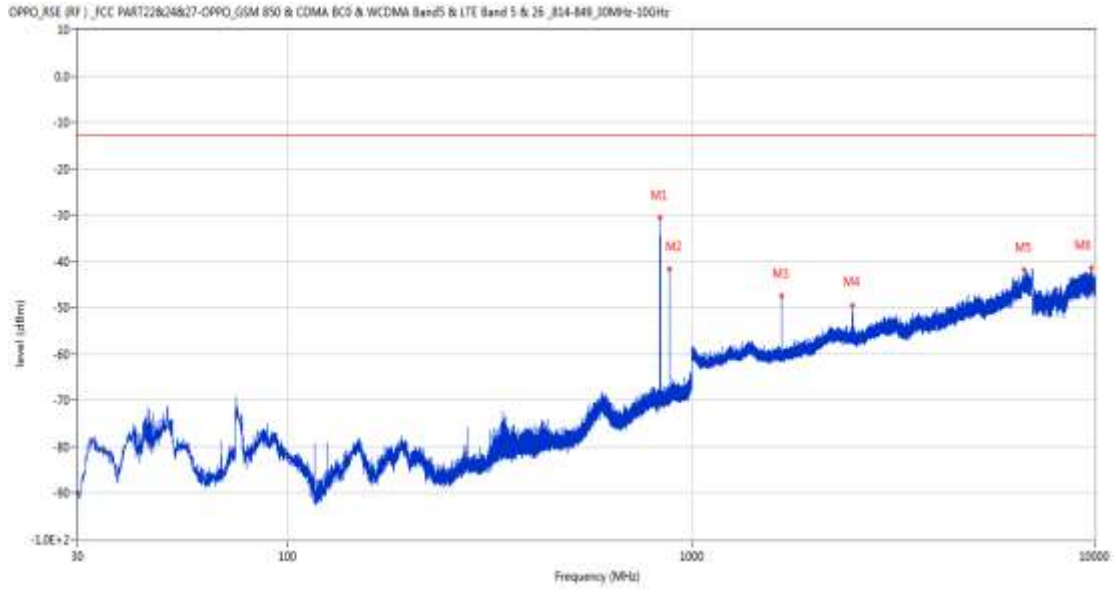
RSE-V&V GSM 850 CH190



Frequency (MHz)	Result (dBm)	Factor (dB)	PK Limit (dBm)	Over Limit (dB)	Table (o)	ANT	EUT	Verdict
836.555	-27.75	2.59	-13.0	-14.75	116.00	Vertical	Vertical	N/A
881.563	-41.37	2.80	-13.0	-28.37	186.00	Vertical	Vertical	N/A
1673.900	-56.37	-5.81	-13.0	-43.37	19.00	Vertical	Vertical	Pass
2510.200	-45.44	-0.99	-13.0	-32.44	317.00	Vertical	Vertical	Pass
6685.800	-41.38	12.03	-13.0	-28.38	113.00	Vertical	Vertical	Pass
9883.000	-41.70	15.68	-13.0	-28.70	362.00	Vertical	Vertical	Pass



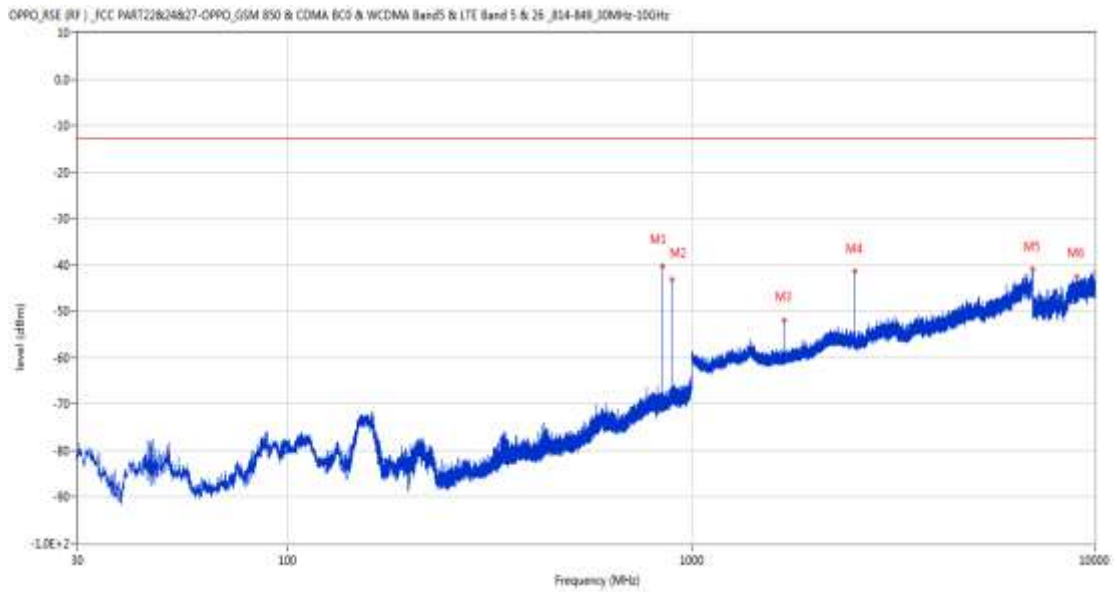
RSE-V&H GSM 850 CH190



Frequency (MHz)	Result (dBm)	Factor (dB)	PK Limit (dBm)	Over Limit (dB)	Table (o)	ANT	EUT	Verdict
836.604	-30.64	2.59	-13.0	-17.64	107.00	Vertical	Horizontal	N/A
881.563	-41.60	2.80	-13.0	-28.60	183.00	Vertical	Horizontal	N/A
1673.800	-47.46	-5.82	-13.0	-34.46	18.00	Vertical	Horizontal	Pass
2510.200	-49.39	-0.99	-13.0	-36.39	74.00	Vertical	Horizontal	Pass
6675.000	-41.88	11.69	-13.0	-28.88	50.00	Vertical	Horizontal	Pass
9788.951	-41.40	16.26	-13.0	-28.40	363.00	Vertical	Horizontal	Pass

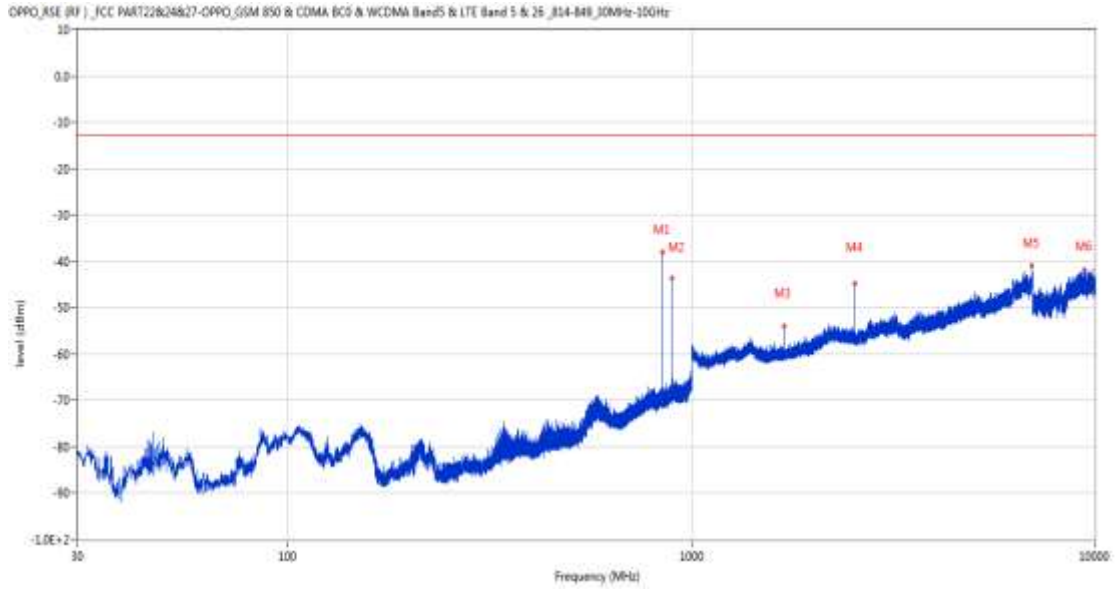
### 19.3 GSM 850 High Channel

RSE-H&H GSM 850 CH251



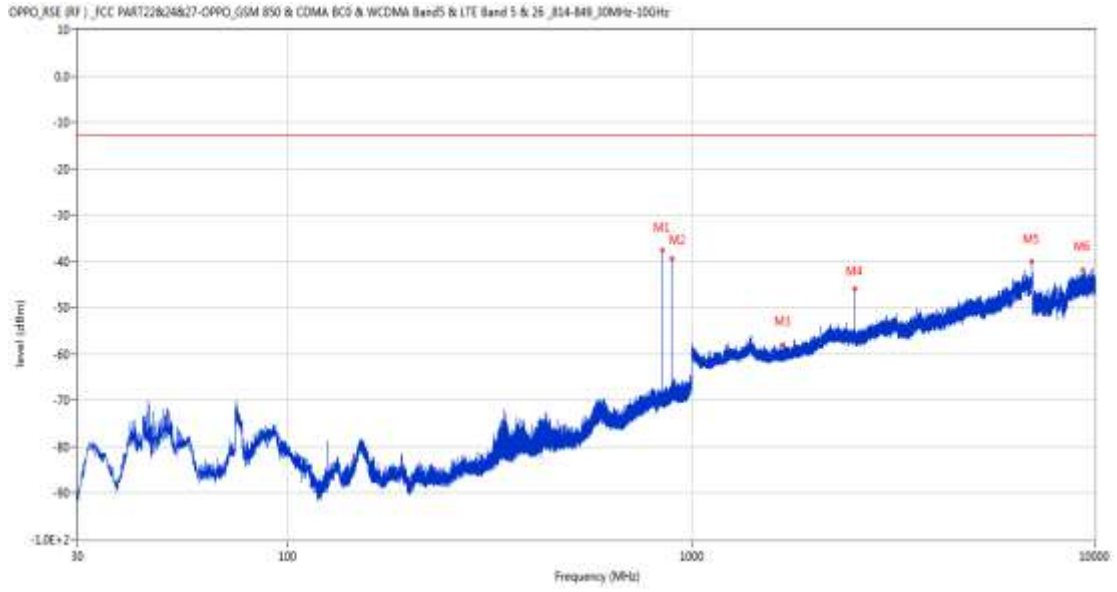
Frequency (MHz)	Result (dBm)	Factor (dB)	PK Limit (dBm)	Over Limit (dB)	Table (o)	ANT	EUT	Verdict
848.874	-40.26	2.46	-13.0	-27.26	115.00	Horizontal	Horizontal	N/A
893.785	-43.21	3.53	-13.0	-30.21	180.00	Horizontal	Horizontal	N/A
1698.000	-52.00	-5.63	-13.0	-39.00	38.00	Horizontal	Horizontal	Pass
2546.900	-41.36	-1.29	-13.0	-28.36	156.00	Horizontal	Horizontal	Pass
6997.800	-40.97	13.63	-13.0	-27.97	191.00	Horizontal	Horizontal	Pass
9036.550	-42.63	15.09	-13.0	-29.63	363.00	Horizontal	Horizontal	Pass

RSE-H&V GSM 850 CH251



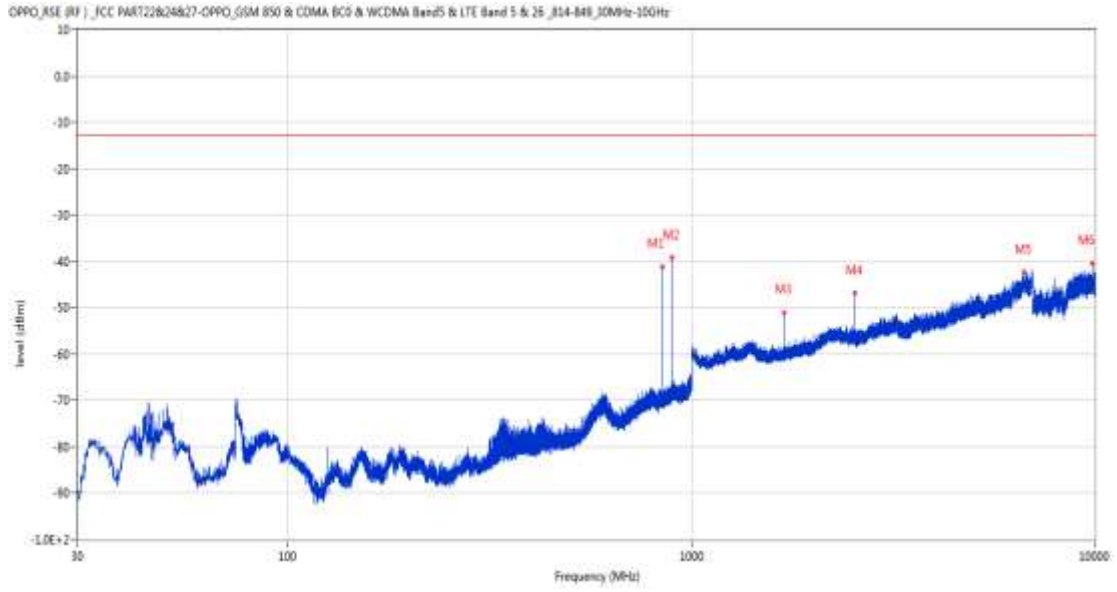
Frequency (MHz)	Result (dBm)	Factor (dB)	PK Limit (dBm)	Over Limit (dB)	Table (o)	ANT	EUT	Verdict
848.825	-38.14	2.47	-13.0	-25.14	213.00	Horizontal	Vertical	N/A
893.833	-43.63	3.53	-13.0	-30.63	88.00	Horizontal	Vertical	N/A
1698.100	-53.91	-5.63	-13.0	-40.91	165.00	Horizontal	Vertical	Pass
2547.000	-44.85	-1.29	-13.0	-31.85	170.00	Horizontal	Vertical	Pass
6984.800	-41.07	13.72	-13.0	-28.07	289.00	Horizontal	Vertical	Pass
9448.450	-41.85	16.70	-13.0	-28.85	56.00	Horizontal	Vertical	Pass

RSE-V&V GSM 850 CH251



Frequency (MHz)	Result (dBm)	Factor (dB)	PK Limit (dBm)	Over Limit (dB)	Table (o)	ANT	EUT	Verdict
848.874	-37.65	2.46	-13.0	-24.65	300.00	Vertical	Vertical	N/A
893.785	-39.50	3.53	-13.0	-26.50	191.00	Vertical	Vertical	N/A
1687.100	-57.93	-5.67	-13.0	-44.93	197.00	Vertical	Vertical	Pass
2546.800	-46.00	-1.29	-13.0	-33.00	340.00	Vertical	Vertical	Pass
6994.600	-39.98	13.60	-13.0	-26.98	27.00	Vertical	Vertical	Pass
9331.750	-41.88	15.39	-13.0	-28.88	194.00	Vertical	Vertical	Pass

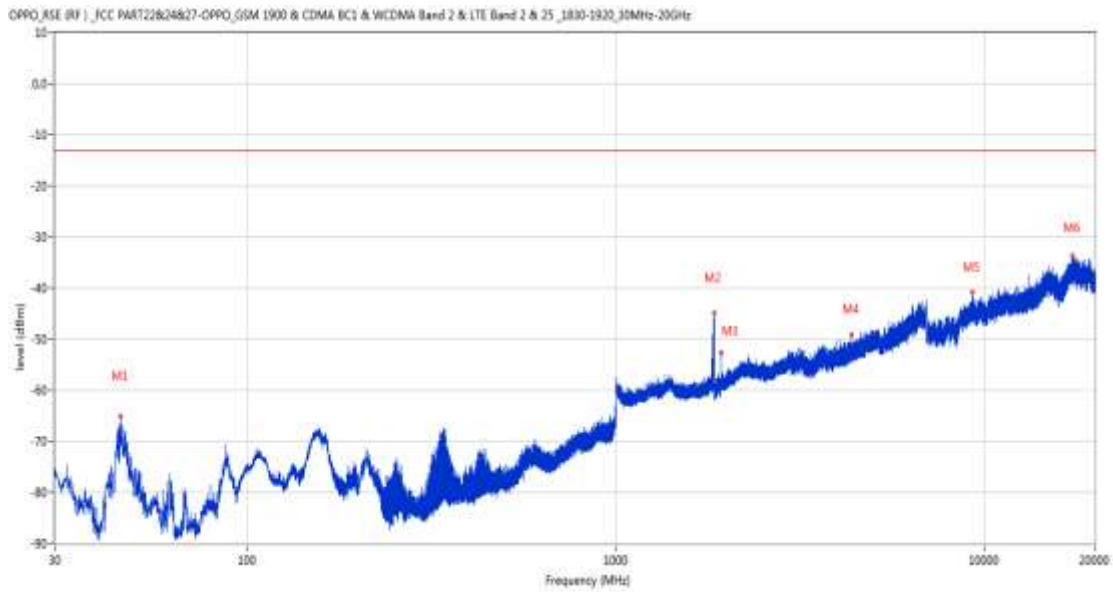
RSE-V&H GSM 850 CH251



Frequency (MHz)	Result (dBm)	Factor (dB)	PK Limit (dBm)	Over Limit (dB)	Table (o)	ANT	EUT	Verdict
848.874	-41.19	2.46	-13.0	-28.19	146.00	Vertical	Horizontal	N/A
893.785	-39.26	3.53	-13.0	-26.26	187.00	Vertical	Horizontal	N/A
1698.000	-51.02	-5.63	-13.0	-38.02	9.00	Vertical	Horizontal	Pass
2546.600	-46.71	-1.29	-13.0	-33.71	56.00	Vertical	Horizontal	Pass
6682.200	-42.41	11.84	-13.0	-29.41	52.00	Vertical	Horizontal	Pass
9840.400	-40.58	16.98	-13.0	-27.58	316.00	Vertical	Horizontal	Pass

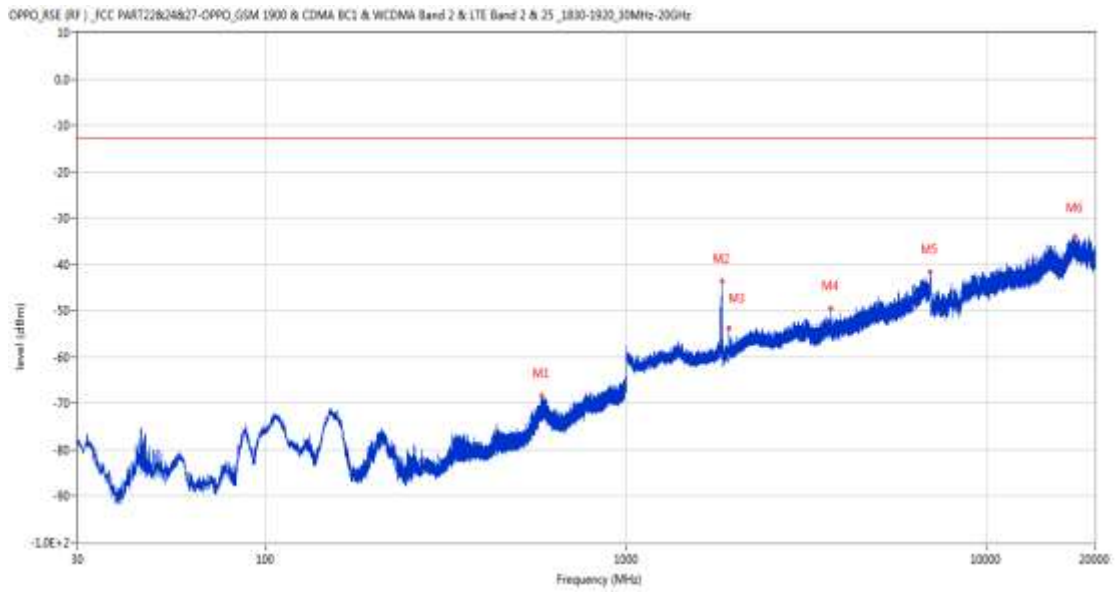
20 GSM 1900  
20.1 GSM 1900 Low Channel

RSE-H&H GSM 1900 CH512



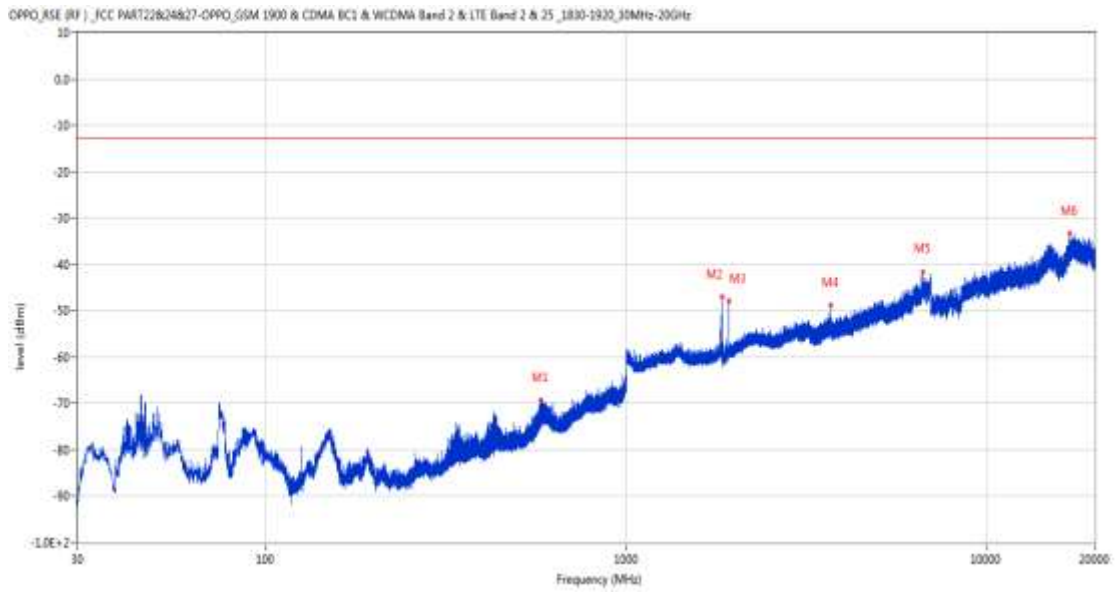
Frequency (MHz)	Result (dBm)	Factor (dB)	PK Limit (dBm)	Over Limit (dB)	Table (o)	ANT	EUT	Verdict
45.278	-65.19	-16.66	-13.0	-52.19	363.00	Horizontal	Horizontal	Pass
1850.500	-44.96	-4.40	-13.0	-31.96	91.00	Horizontal	Horizontal	N/A
1930.800	-52.63	-3.80	-13.0	-39.63	162.00	Horizontal	Horizontal	N/A
4356.400	-49.15	6.96	-13.0	-36.15	293.00	Horizontal	Horizontal	Pass
9293.674	-40.84	15.40	-13.0	-27.84	-3.00	Horizontal	Horizontal	Pass
17408.850	-33.72	22.69	-13.0	-20.72	287.00	Horizontal	Horizontal	Pass

RSE-H&V GSM 1900 CH512



Frequency (MHz)	Result (dBm)	Factor (dB)	PK Limit (dBm)	Over Limit (dB)	Table (o)	ANT	EUT	Verdict
582.997	-68.32	-3.89	-13.0	-55.32	54.00	Horizontal	Vertical	Pass
1850.600	-43.73	-4.40	-13.0	-30.73	166.00	Horizontal	Vertical	N/A
1930.700	-53.86	-3.80	-13.0	-40.86	157.00	Horizontal	Vertical	N/A
3700.800	-49.47	4.96	-13.0	-36.47	197.00	Horizontal	Vertical	Pass
6969.200	-41.66	13.41	-13.0	-28.66	337.00	Horizontal	Vertical	Pass
17578.138	-33.89	22.22	-13.0	-20.89	321.00	Horizontal	Vertical	Pass

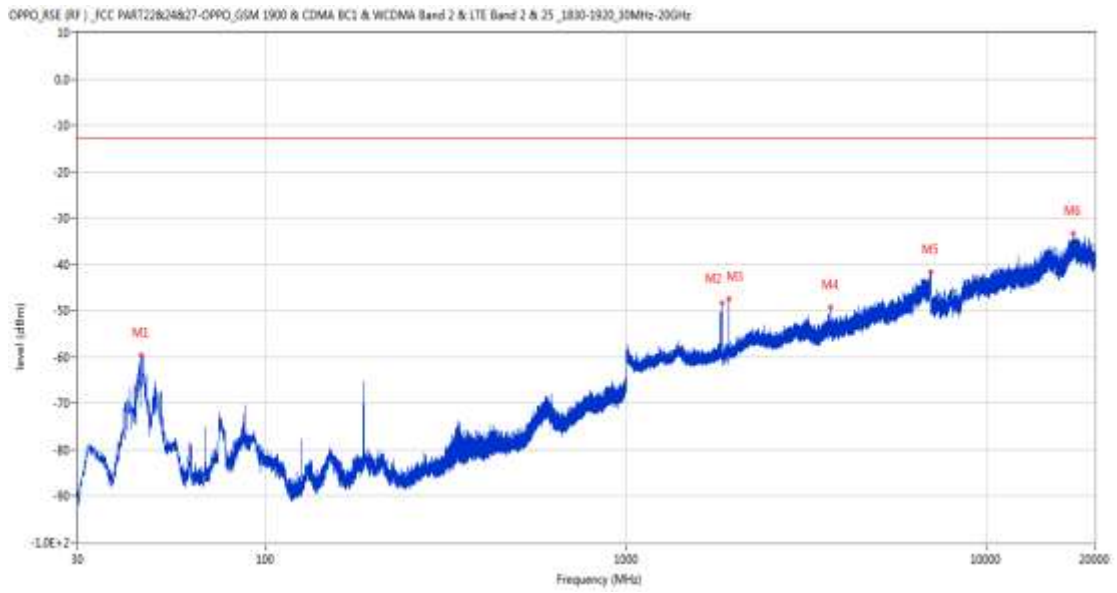
RSE-V&V GSM 1900 CH512



Frequency (MHz)	Result (dBm)	Factor (dB)	PK Limit (dBm)	Over Limit (dB)	Table (o)	ANT	EUT	Verdict
580.087	-69.35	-4.23	-13.0	-56.35	237.00	Vertical	Vertical	Pass
1850.500	-47.02	-4.40	-13.0	-34.02	360.00	Vertical	Vertical	N/A
1930.700	-47.96	-3.80	-13.0	-34.96	0.00	Vertical	Vertical	N/A
3700.800	-48.92	4.96	-13.0	-35.92	21.00	Vertical	Vertical	Pass
6674.800	-41.72	11.69	-13.0	-28.72	177.00	Vertical	Vertical	Pass
17007.926	-33.31	20.87	-13.0	-20.31	123.00	Vertical	Vertical	Pass



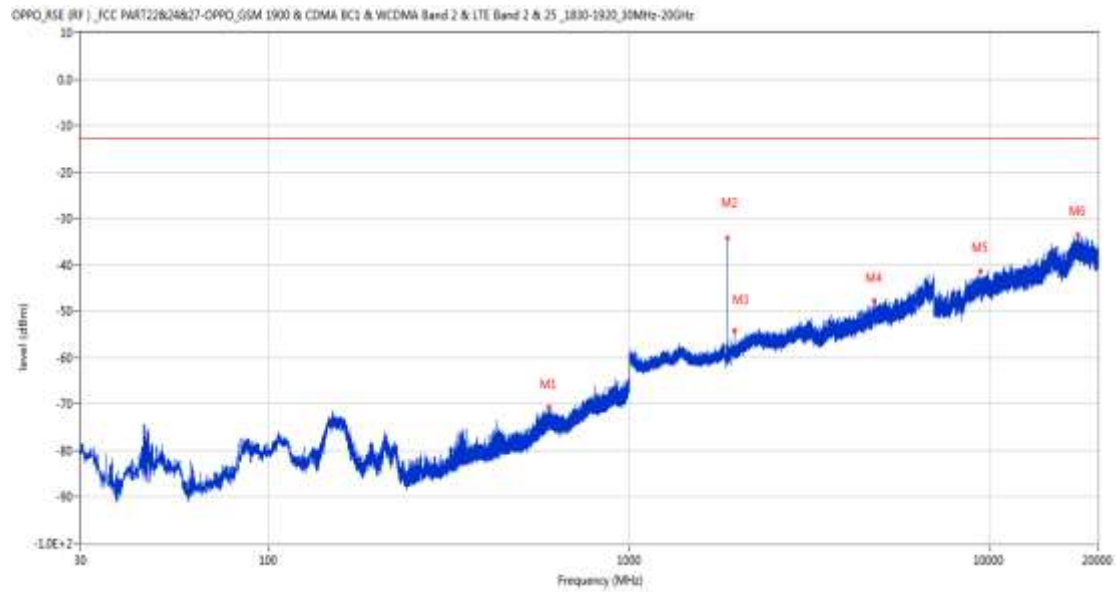
RSE-V&H GSM 1900 CH512



Frequency (MHz)	Result (dBm)	Factor (dB)	PK Limit (dBm)	Over Limit (dB)	Table (o)	ANT	EUT	Verdict
45.229	-59.64	-16.60	-13.0	-46.64	206.00	Vertical	Horizontal	Pass
1850.500	-48.38	-4.40	-13.0	-35.38	119.00	Vertical	Horizontal	N/A
1930.600	-47.58	-3.80	-13.0	-34.58	351.00	Vertical	Horizontal	N/A
3701.000	-49.17	4.95	-13.0	-36.17	95.00	Vertical	Horizontal	Pass
6996.200	-41.68	13.57	-13.0	-28.68	330.00	Vertical	Horizontal	Pass
17471.562	-33.28	21.72	-13.0	-20.28	189.00	Vertical	Horizontal	Pass

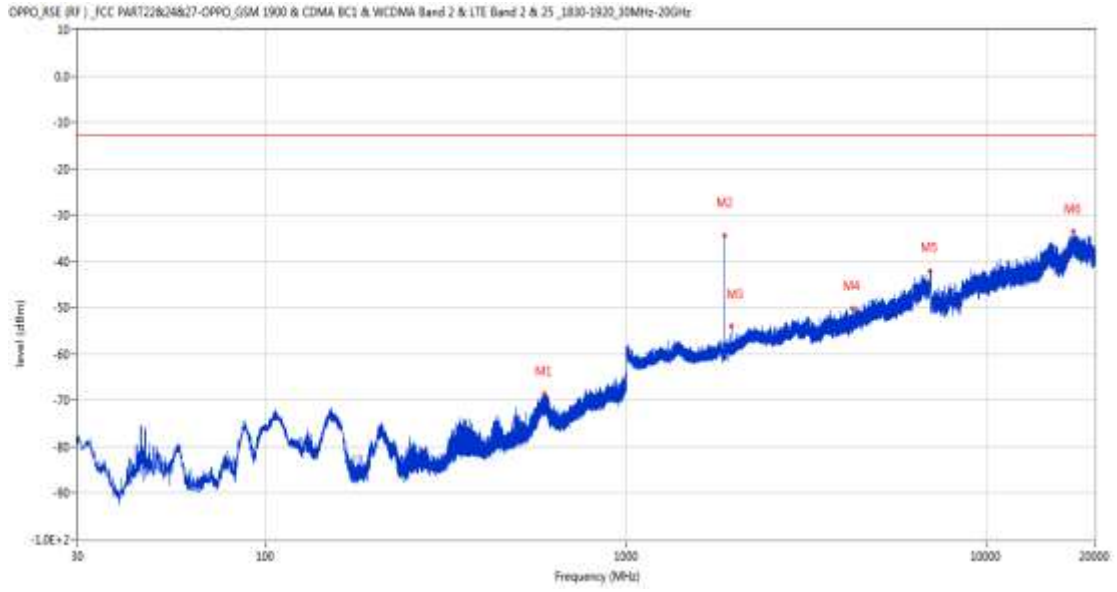
## 20.2 GSM 1900 Middle Channel

RSE-H&H GSM 1900 CH661



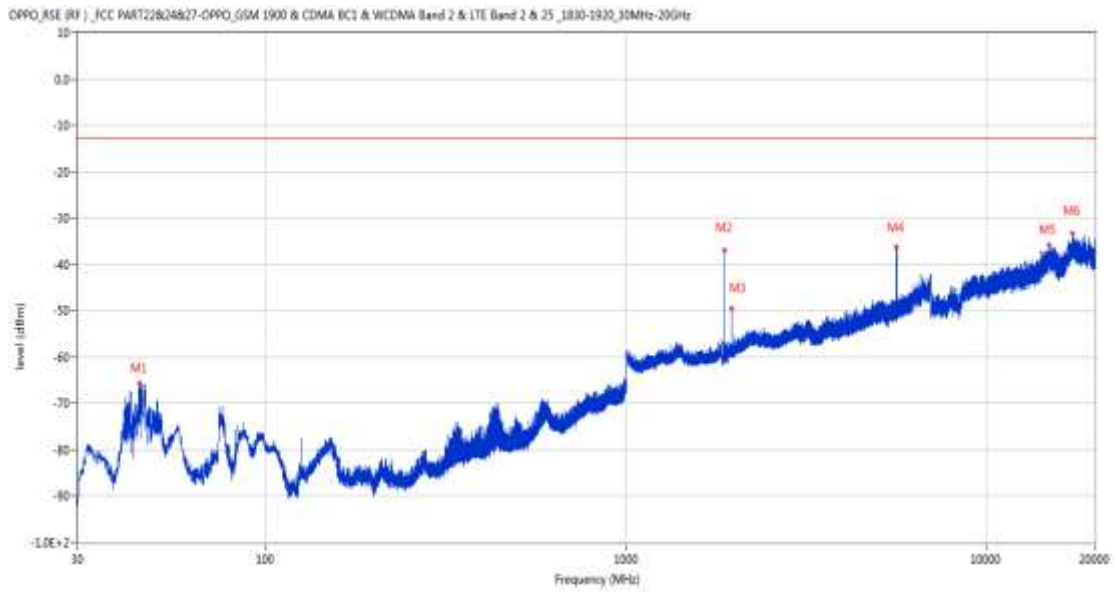
Frequency (MHz)	Result (dBm)	Factor (dB)	PK Limit (dBm)	Over Limit (dB)	Table (o)	ANT	EUT	Verdict
600.894	-70.50	-2.40	-13.0	-57.50	2.00	Horizontal	Horizontal	Pass
1880.400	-34.28	-4.03	-13.0	-21.28	93.00	Horizontal	Horizontal	N/A
1960.600	-54.28	-4.69	-13.0	-41.28	115.00	Horizontal	Horizontal	N/A
4802.800	-47.72	7.57	-13.0	-34.72	360.00	Horizontal	Horizontal	Pass
9442.312	-41.46	16.53	-13.0	-28.46	67.00	Horizontal	Horizontal	Pass
17598.075	-33.56	21.99	-13.0	-20.56	48.00	Horizontal	Horizontal	Pass

RSE-H&V GSM 1900 CH661



Frequency (MHz)	Result (dBm)	Factor (dB)	PK Limit (dBm)	Over Limit (dB)	Table (o)	ANT	EUT	Verdict
593.085	-68.52	-3.06	-13.0	-55.52	14.00	Horizontal	Vertical	Pass
1880.300	-34.46	-4.03	-13.0	-21.46	205.00	Horizontal	Vertical	N/A
1960.300	-54.01	-4.69	-13.0	-41.01	84.00	Horizontal	Vertical	N/A
4250.400	-50.11	5.20	-13.0	-37.11	11.00	Horizontal	Vertical	Pass
6966.400	-42.03	13.24	-13.0	-29.03	-1.00	Horizontal	Vertical	Pass
17461.412	-33.50	21.74	-13.0	-20.50	230.00	Horizontal	Vertical	Pass

RSE-V&V GSM 1900 CH661



Frequency (MHz)	Result (dBm)	Factor (dB)	PK Limit (dBm)	Over Limit (dB)	Table (o)	ANT	EUT	Verdict
44.744	-65.71	-15.86	-13.0	-52.71	123.00	Vertical	Vertical	Pass
1880.400	-37.01	-4.03	-13.0	-24.01	192.00	Vertical	Vertical	N/A
1960.400	-49.51	-4.69	-13.0	-36.51	346.00	Vertical	Vertical	N/A
5640.600	-36.35	7.16	-13.0	-23.35	15.00	Vertical	Vertical	Pass
14895.638	-35.69	20.54	-13.0	-22.69	72.00	Vertical	Vertical	Pass
17307.714	-33.32	21.12	-13.0	-20.32	122.00	Vertical	Vertical	Pass