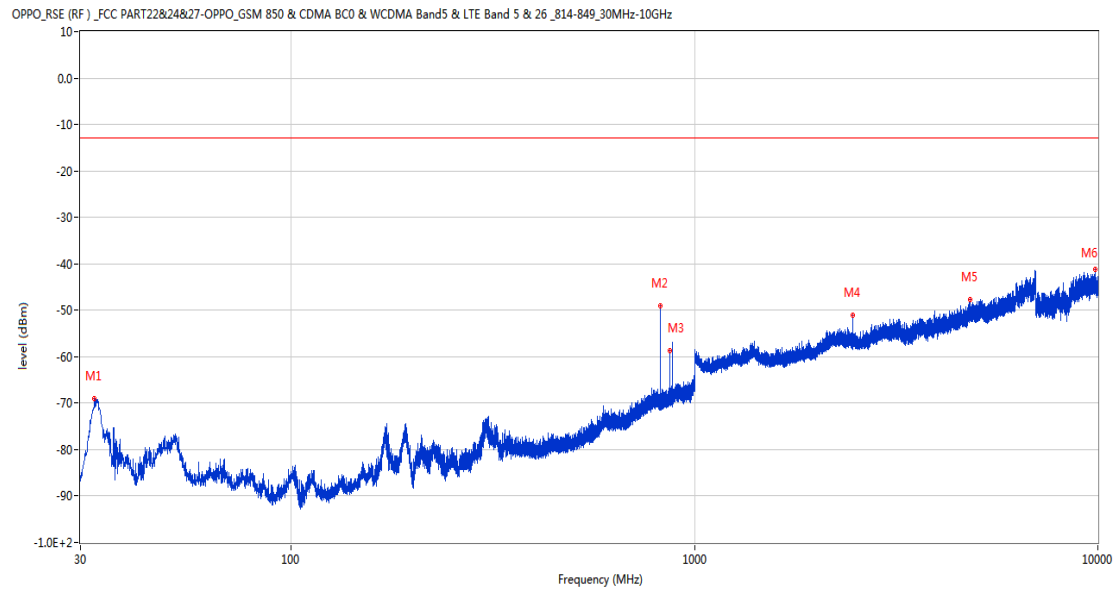


Annex A.7. Field Strength of Spurious Radiation

Up Antenna
 GSM
 1 GSM 850
 1.1 GSM 850 Low Channel

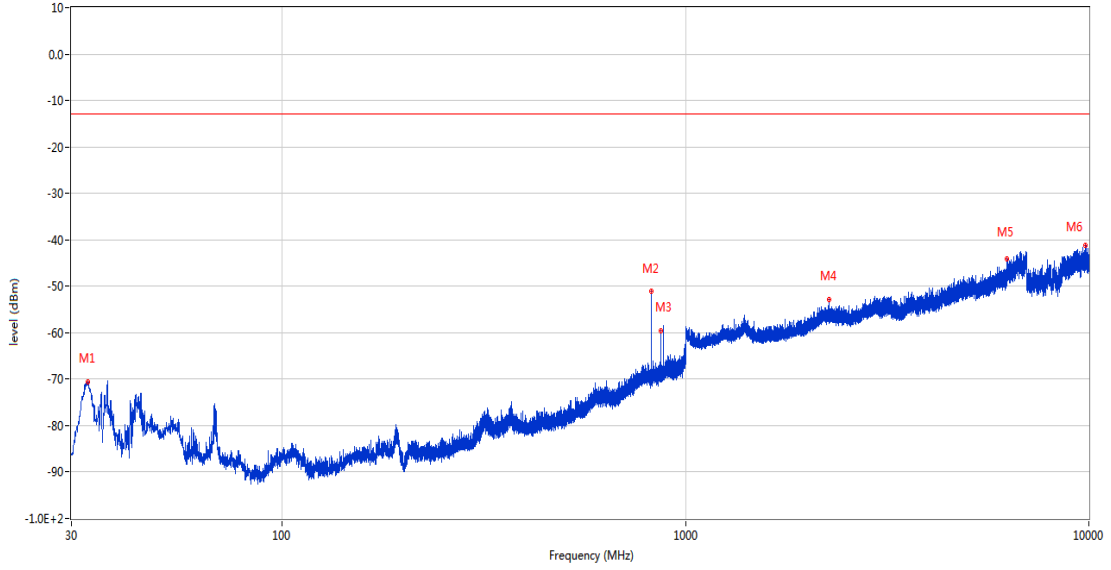
RSE-H&H GSM 850 CH128



Frequency (MHz)	Result (dBm)	Factor (dB)	PK Limit (dBm)	Over Limit (dB)	Table (o)	ANT	EUT	Verdict
32.522	-69.04	-16.83	-13.0	-56.04	168.00	Horizontal	Horizontal	Pass
824.139	-48.98	2.22	-13.0	-35.98	310.00	Horizontal	Horizontal	N/A
869.196	-58.66	2.38	-13.0	-45.66	36.00	Horizontal	Horizontal	N/A
2472.700	-51.07	-1.29	-13.0	-38.07	311.00	Horizontal	Horizontal	Pass
4812.600	-47.78	7.09	-13.0	-34.78	5.00	Horizontal	Horizontal	Pass
9851.500	-41.09	16.85	-13.0	-28.09	336.00	Horizontal	Horizontal	Pass

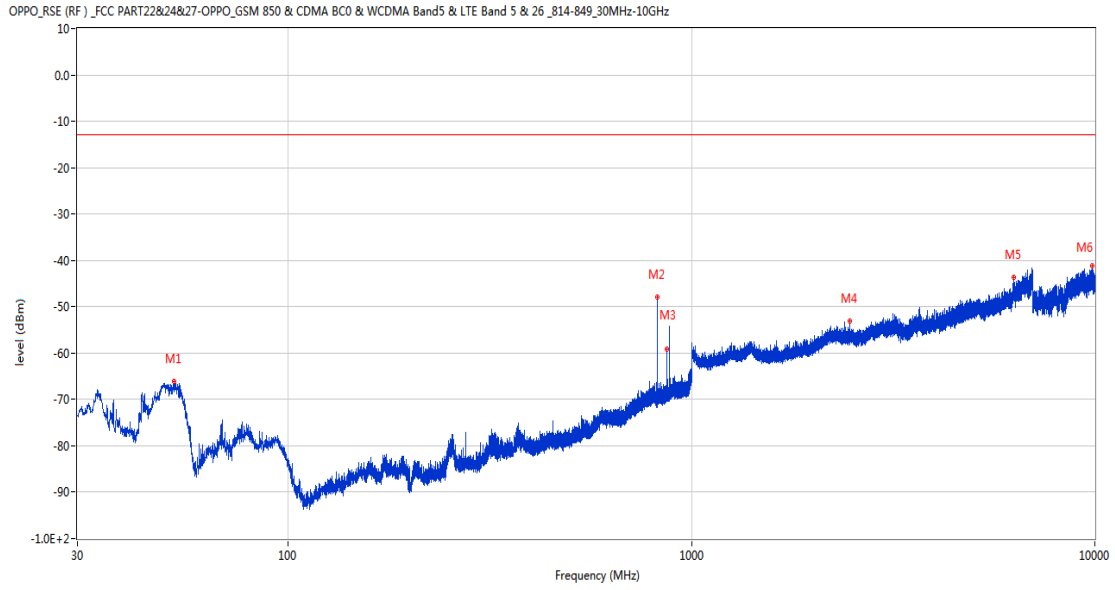
RSE-H&V GSM 850 CH128

OPPO_RSE (RF) _FCC PART22&24&27-OPPO_GSM 850 & CDMA BC0 & WCDMA Band5 & LTE Band 5 & 26_814-849_30MHz-10GHz



Frequency (MHz)	Result (dBm)	Factor (dB)	PK Limit (dBm)	Over Limit (dB)	Table (o)	ANT	EUT	Verdict
32.959	-70.48	-16.81	-13.0	-57.48	150.00	Horizontal	Vertical	Pass
824.139	-51.07	2.22	-13.0	-38.07	361.00	Horizontal	Vertical	N/A
869.147	-59.66	2.38	-13.0	-46.66	169.00	Horizontal	Vertical	N/A
2265.700	-52.81	-1.41	-13.0	-39.81	41.00	Horizontal	Vertical	Pass
6275.000	-44.21	11.12	-13.0	-31.21	0.00	Horizontal	Vertical	Pass
9788.951	-41.19	16.26	-13.0	-28.19	154.00	Horizontal	Vertical	Pass

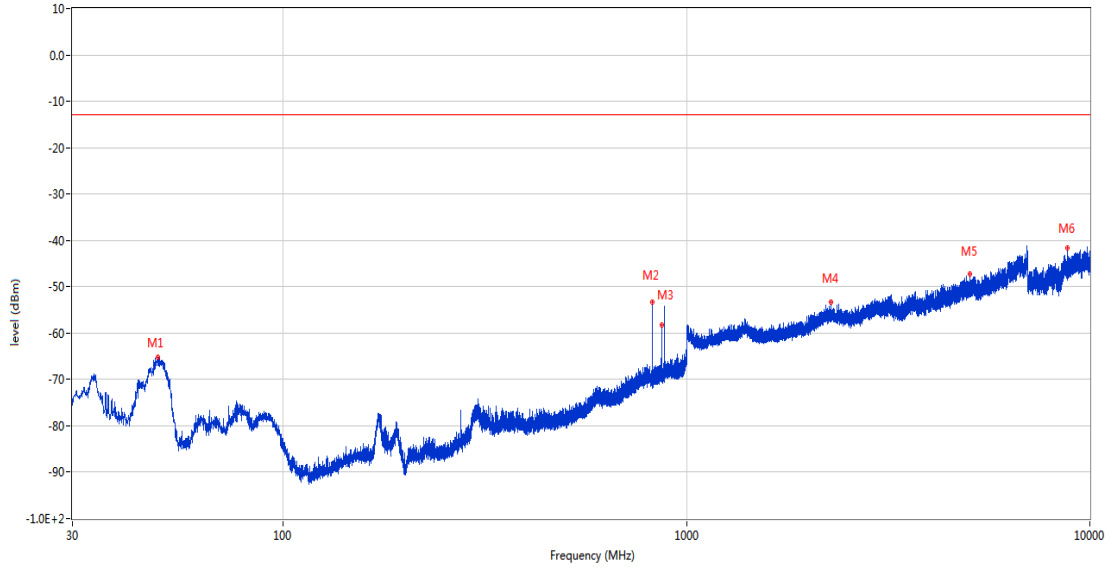
RSE-V&V GSM 850 CH128



Frequency (MHz)	Result (dBm)	Factor (dB)	PK Limit (dBm)	Over Limit (dB)	Table (o)	ANT	EUT	Verdict
51.971	-66.13	-15.89	-13.0	-53.13	286.00	Vertical	Vertical	Pass
824.139	-47.84	2.22	-13.0	-34.84	95.00	Vertical	Vertical	N/A
869.196	-59.25	2.38	-13.0	-46.25	357.00	Vertical	Vertical	N/A
2472.300	-53.12	-1.32	-13.0	-40.12	259.00	Vertical	Vertical	Pass
6285.200	-43.67	11.29	-13.0	-30.67	27.00	Vertical	Vertical	Pass
9847.750	-41.24	16.95	-13.0	-28.24	64.00	Vertical	Vertical	Pass

RSE-V&H GSM 850 CH128

OPPO_RSE (RF)_FCC PART22&24&27-OPPO_GSM 850 & CDMA BC0 & WCDMA Band5 & LTE Band 5 & 26_814-849_30MHz-10GHz

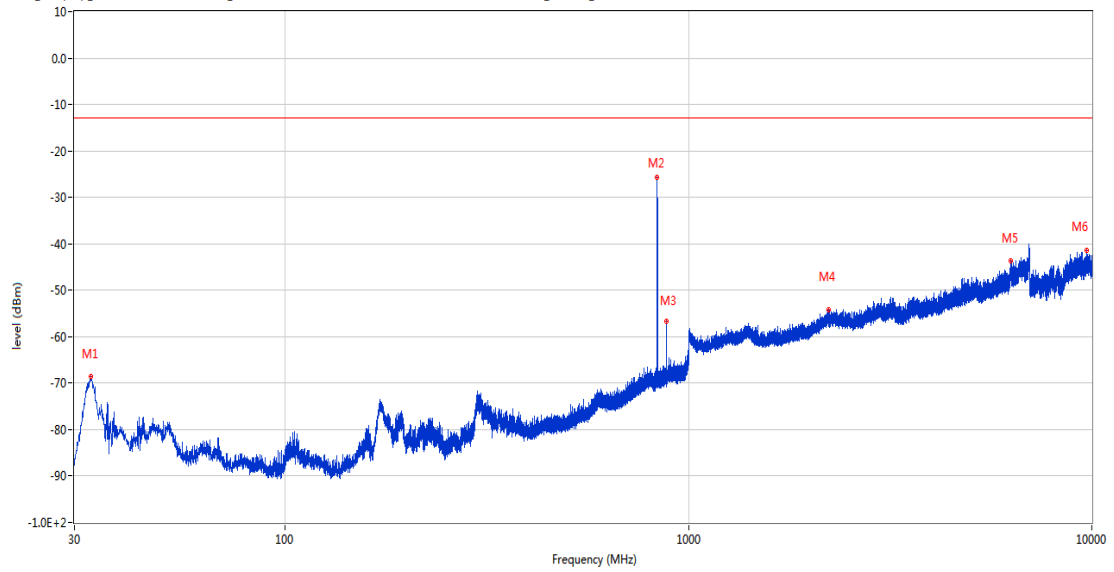


Frequency (MHz)	Result (dBm)	Factor (dB)	PK Limit (dBm)	Over Limit (dB)	Table (o)	ANT	EUT	Verdict
48.964	-65.26	-16.18	-13.0	-52.26	289.00	Vertical	Horizontal	Pass
824.139	-53.20	2.22	-13.0	-40.20	2.00	Vertical	Horizontal	N/A
869.147	-58.32	2.38	-13.0	-45.32	301.00	Vertical	Horizontal	N/A
2278.700	-53.27	-1.38	-13.0	-40.27	150.00	Vertical	Horizontal	Pass
5034.400	-47.25	7.35	-13.0	-34.25	334.00	Vertical	Horizontal	Pass
8818.300	-41.63	14.92	-13.0	-28.63	142.00	Vertical	Horizontal	Pass

1.2 GSM 850 Middle Channel

RSE-H&H GSM 850 CH190

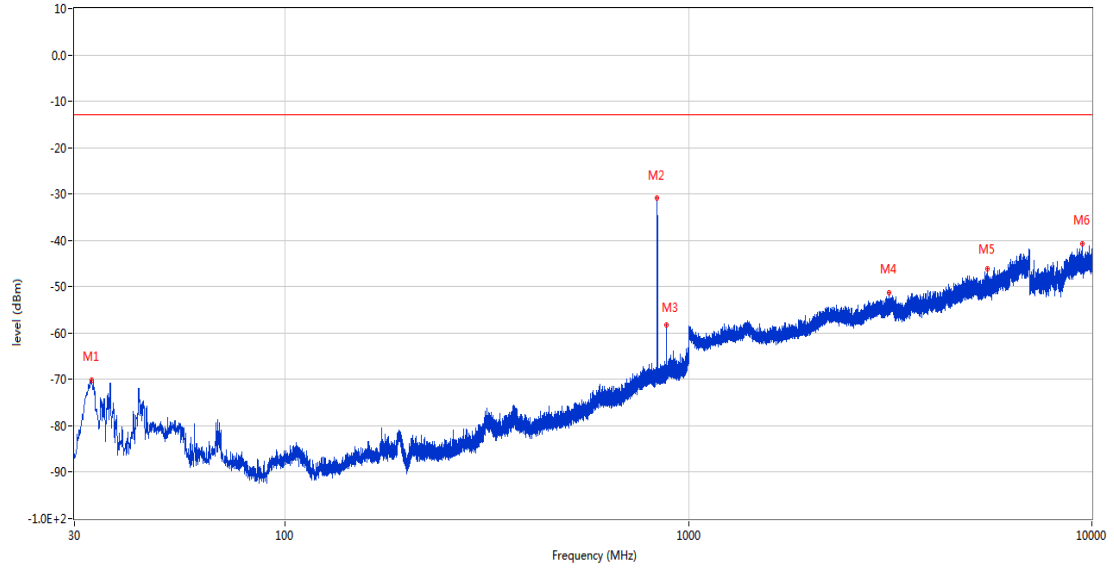
OPPO_RSE (RF)_FCC PART22&24&27-OPPO_GSM 850 & CDMA BC0 & WCDMA Band5 & LTE Band 5 & 26_814-849_30MHz-10GHz



Frequency (MHz)	Result (dBm)	Factor (dB)	PK Limit (dBm)	Over Limit (dB)	Table (o)	ANT	EUT	Verdict
32.910	-68.64	-16.81	-13.0	-55.64	130.00	Horizontal	Horizontal	Pass
836.555	-25.63	2.59	-13.0	-12.63	92.00	Horizontal	Horizontal	N/A
881.660	-56.69	2.81	-13.0	-43.69	41.00	Horizontal	Horizontal	N/A
2230.500	-54.19	-1.16	-13.0	-41.19	46.00	Horizontal	Horizontal	Pass
6292.400	-43.76	11.24	-13.0	-30.76	83.00	Horizontal	Horizontal	Pass
9694.750	-41.50	16.95	-13.0	-28.50	124.00	Horizontal	Horizontal	Pass

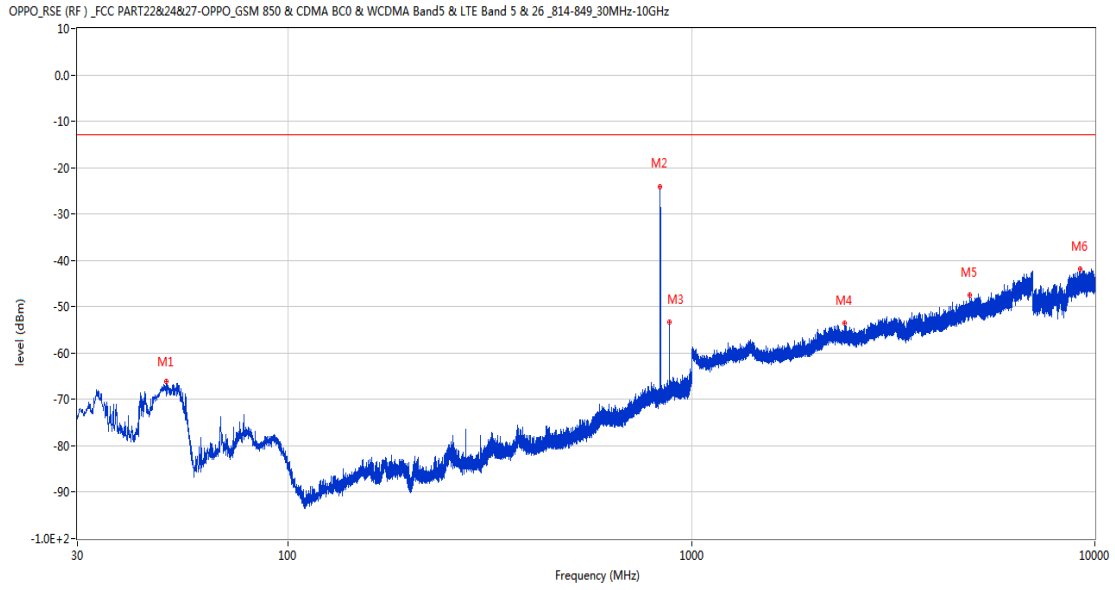
RSE-H&V GSM 850 CH190

OPPO_RSE (RF)_FCC PART22&24&27-OPPO_GSM 850 & CDMA BC0 & WCDMA Band5 & LTE Band 5 & 26_814-849_30MHz-10GHz



Frequency (MHz)	Result (dBm)	Factor (dB)	PK Limit (dBm)	Over Limit (dB)	Table (o)	ANT	EUT	Verdict
33.056	-70.07	-16.88	-13.0	-57.07	173.00	Horizontal	Vertical	Pass
836.555	-30.85	2.59	-13.0	-17.85	346.00	Horizontal	Vertical	N/A
881.514	-58.29	2.80	-13.0	-45.29	346.00	Horizontal	Vertical	N/A
3147.800	-51.26	2.32	-13.0	-38.26	74.00	Horizontal	Vertical	Pass
5521.400	-46.03	7.62	-13.0	-33.03	203.00	Horizontal	Vertical	Pass
9459.401	-40.78	16.54	-13.0	-27.78	233.00	Horizontal	Vertical	Pass

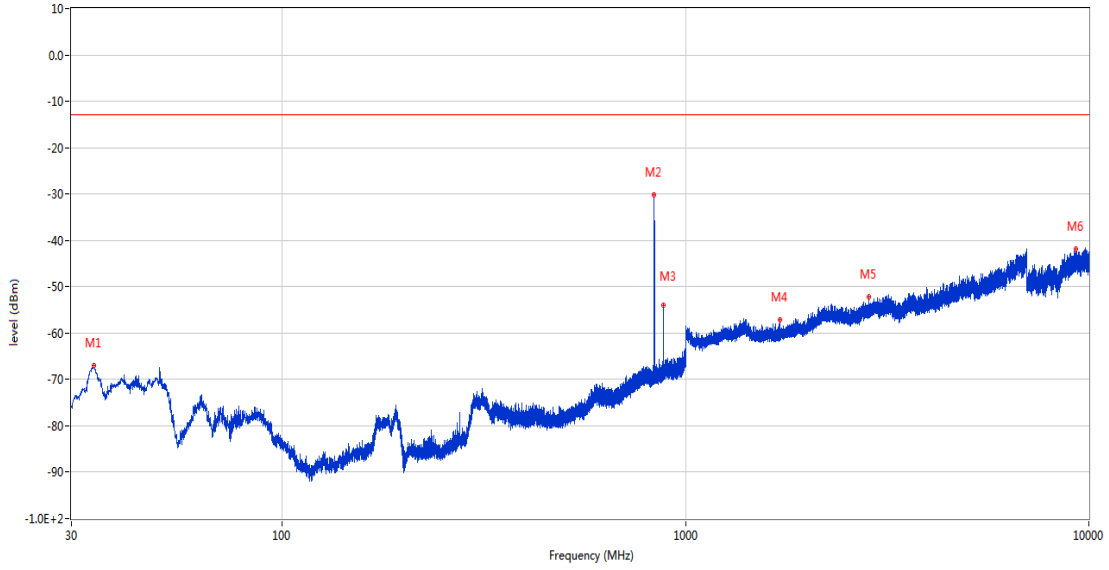
RSE-V&V GSM 850 CH190



Frequency (MHz)	Result (dBm)	Factor (dB)	PK Limit (dBm)	Over Limit (dB)	Table (o)	ANT	EUT	Verdict
49.885	-66.13	-15.80	-13.0	-53.13	287.00	Vertical	Vertical	Pass
836.555	-24.19	2.59	-13.0	-11.19	105.00	Vertical	Vertical	N/A
881.612	-53.42	2.81	-13.0	-40.42	127.00	Vertical	Vertical	N/A
2401.600	-53.64	-1.27	-13.0	-40.64	193.00	Vertical	Vertical	Pass
4883.600	-47.49	7.03	-13.0	-34.49	360.00	Vertical	Vertical	Pass
9203.200	-41.77	15.34	-13.0	-28.77	-1.00	Vertical	Vertical	Pass

RSE-V&H GSM 850 CH190

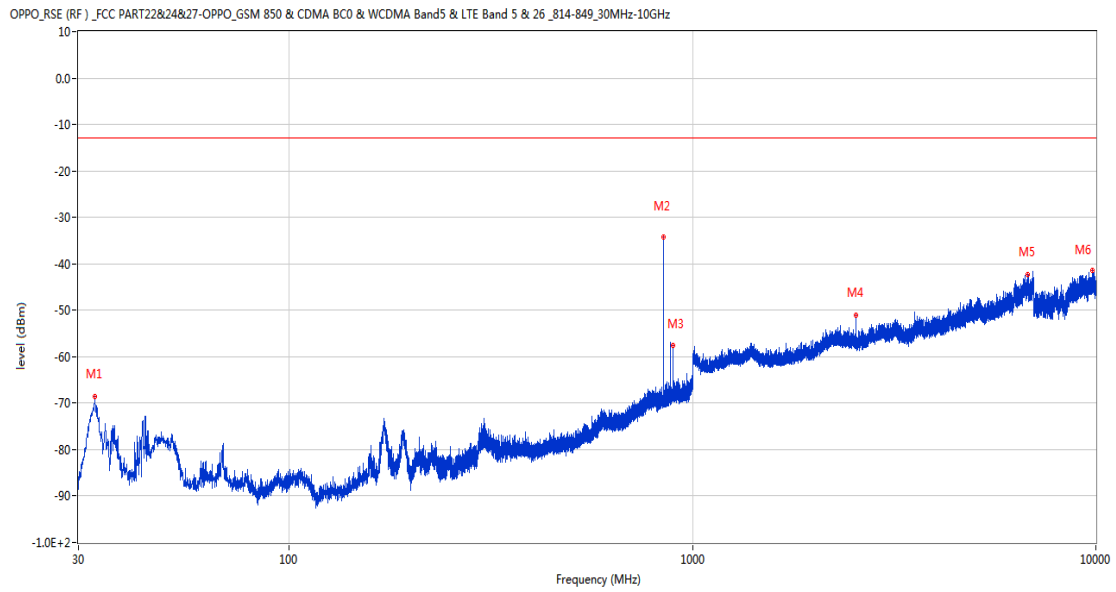
OPPO_RSE (RF)_FCC PART22&24&27-OPPO_GSM 850 & CDMA BC0 & WCDMA Band5 & LTE Band 5 & 26_814-849_30MHz-10GHz



Frequency (MHz)	Result (dBm)	Factor (dB)	PK Limit (dBm)	Over Limit (dB)	Table (o)	ANT	EUT	Verdict
34.074	-67.05	-18.22	-13.0	-54.05	206.00	Vertical	Horizontal	Pass
836.555	-30.18	2.59	-13.0	-17.18	361.00	Vertical	Horizontal	N/A
881.612	-54.04	2.81	-13.0	-41.04	349.00	Vertical	Horizontal	N/A
1709.500	-57.20	-5.57	-13.0	-44.20	154.00	Vertical	Horizontal	Pass
2842.000	-52.24	0.68	-13.0	-39.24	17.00	Vertical	Horizontal	Pass
9297.700	-41.78	15.49	-13.0	-28.78	-1.00	Vertical	Horizontal	Pass

1.3 GSM 850 High Channel

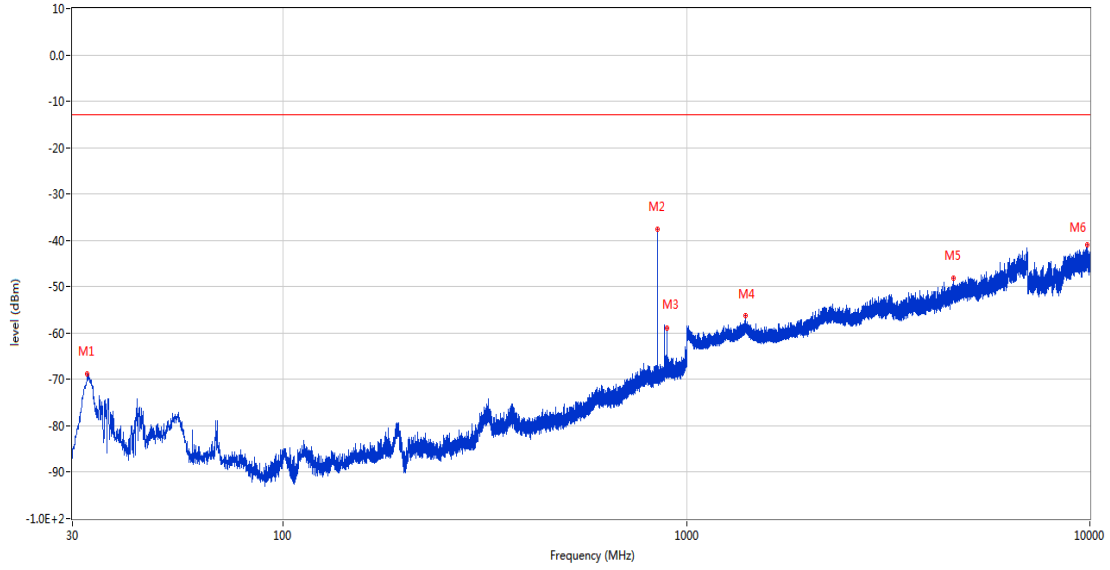
RSE-H&H GSM 850 CH251



Frequency (MHz)	Result (dBm)	Factor (dB)	PK Limit (dBm)	Over Limit (dB)	Table (o)	ANT	EUT	Verdict
32.959	-68.68	-16.81	-13.0	-55.68	159.00	Horizontal	Horizontal	Pass
848.777	-34.20	2.47	-13.0	-21.20	335.00	Horizontal	Horizontal	N/A
893.737	-57.46	3.53	-13.0	-44.46	37.00	Horizontal	Horizontal	N/A
2546.200	-51.09	-1.28	-13.0	-38.09	315.00	Horizontal	Horizontal	Pass
6775.800	-42.21	11.80	-13.0	-29.21	165.00	Horizontal	Horizontal	Pass
9802.750	-41.42	16.45	-13.0	-28.42	24.00	Horizontal	Horizontal	Pass

RSE-H&V GSM 850 CH251

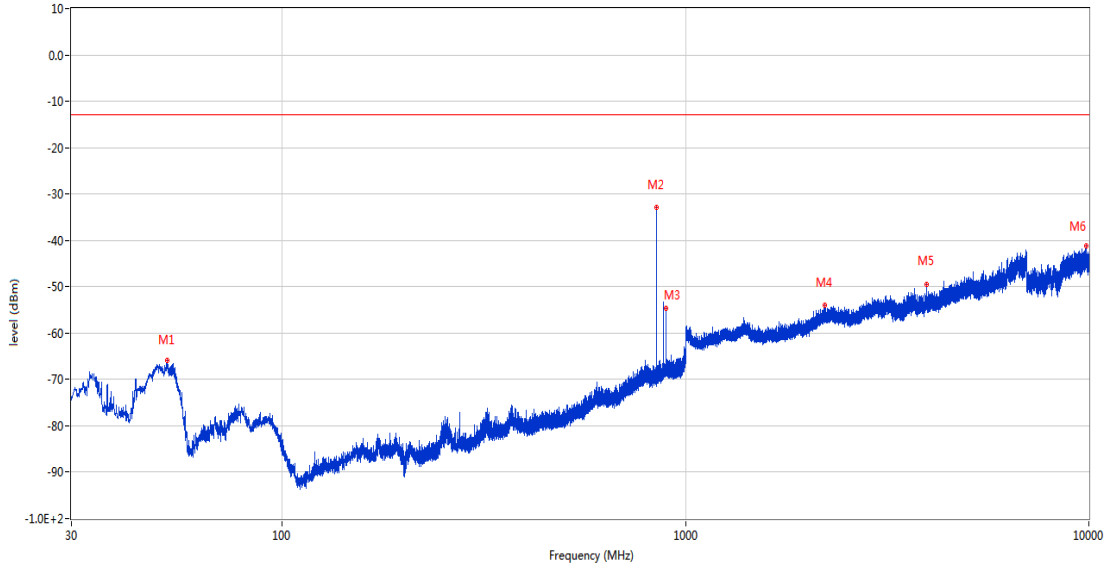
OPPO_RSE (RF)_FCC PART22&24&27-OPPO_GSM 850 & CDMA BC0 & WCDMA Band5 & LTE Band 5 & 26_814-849_30MHz-10GHz



Frequency (MHz)	Result (dBm)	Factor (dB)	PK Limit (dBm)	Over Limit (dB)	Table (o)	ANT	EUT	Verdict
32.619	-68.83	-16.83	-13.0	-55.83	126.00	Horizontal	Vertical	Pass
848.825	-37.60	2.47	-13.0	-24.60	26.00	Horizontal	Vertical	N/A
893.785	-58.82	3.53	-13.0	-45.82	254.00	Horizontal	Vertical	N/A
1398.200	-56.23	-3.45	-13.0	-43.23	263.00	Horizontal	Vertical	Pass
4583.600	-48.06	6.38	-13.0	-35.06	274.00	Horizontal	Vertical	Pass
9857.651	-40.93	16.51	-13.0	-27.93	148.00	Horizontal	Vertical	Pass

RSE-V&V GSM 850 CH251

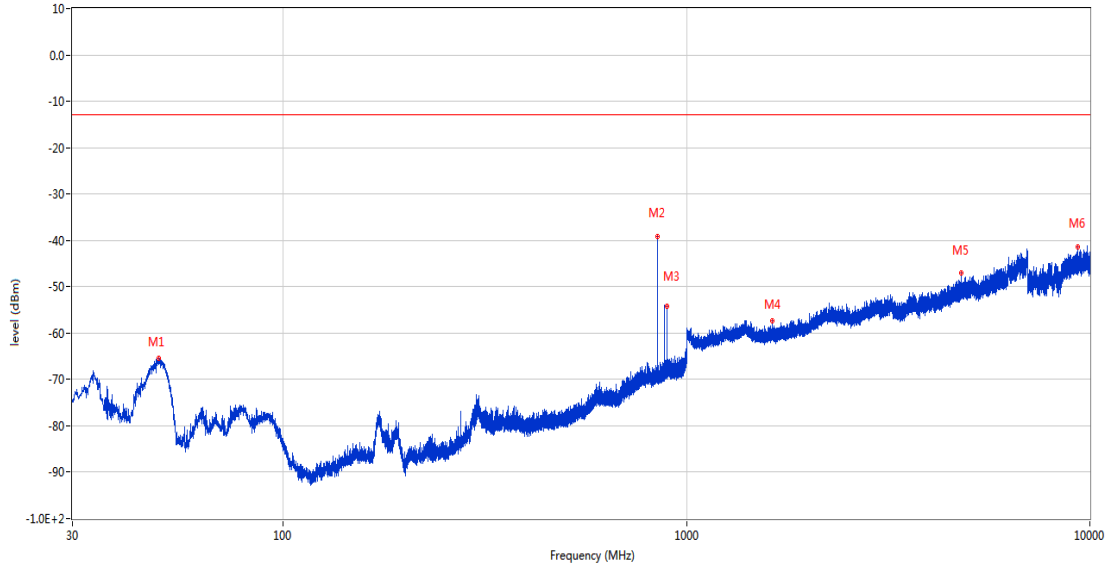
OPPO_RSE (RF)_FCC PART22&24&27-OPPO_GSM 850 & CDMA BC0 & WCDMA Band5 & LTE Band 5 & 26_814-849_30MHz-10GHz



Frequency (MHz)	Result (dBm)	Factor (dB)	PK Limit (dBm)	Over Limit (dB)	Table (o)	ANT	EUT	Verdict
51.873	-65.87	-15.89	-13.0	-52.87	288.00	Vertical	Vertical	Pass
848.874	-32.87	2.46	-13.0	-19.87	91.00	Vertical	Vertical	N/A
893.737	-54.73	3.53	-13.0	-41.73	28.00	Vertical	Vertical	N/A
2212.200	-53.97	-1.14	-13.0	-40.97	216.00	Vertical	Vertical	Pass
3955.400	-49.40	5.64	-13.0	-36.40	19.00	Vertical	Vertical	Pass
9848.050	-41.18	16.94	-13.0	-28.18	115.00	Vertical	Vertical	Pass

RSE-V&H GSM 850 CH251

OPPO_RSE (RF) _FCC PART22&24&27-OPPO_GSM 850 & CDMA BC0 & WCDMA Band5 & LTE Band 5 & 26_814-849_30MHz-10GHz

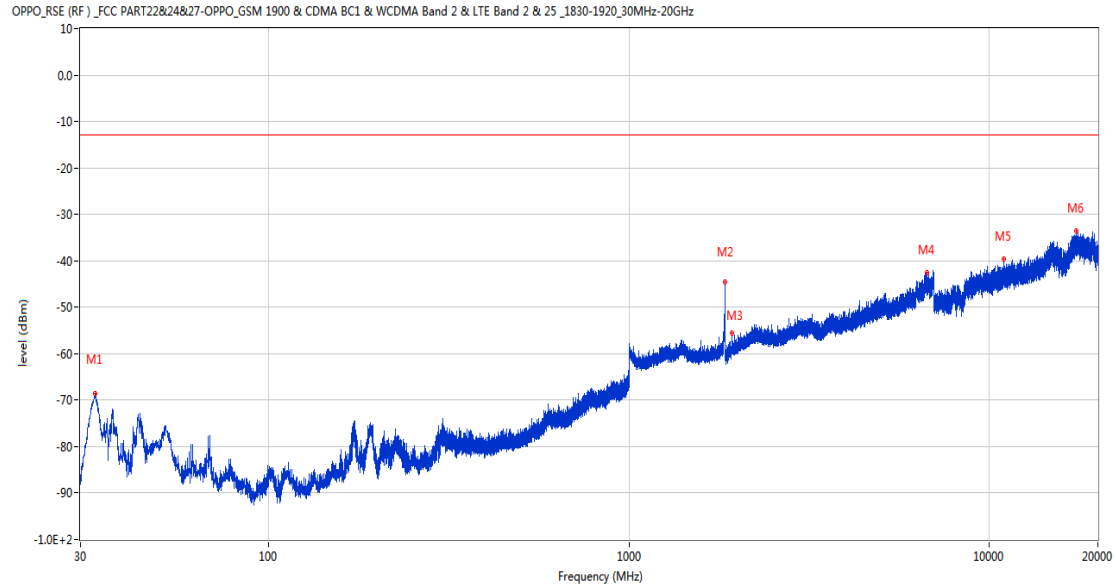


Frequency (MHz)	Result (dBm)	Factor (dB)	PK Limit (dBm)	Over Limit (dB)	Table (o)	ANT	EUT	Verdict
49.012	-65.52	-16.15	-13.0	-52.52	292.00	Vertical	Horizontal	Pass
848.825	-39.09	2.47	-13.0	-26.09	56.00	Vertical	Horizontal	N/A
893.785	-54.28	3.53	-13.0	-41.28	137.00	Vertical	Horizontal	N/A
1632.400	-57.31	-5.60	-13.0	-44.31	290.00	Vertical	Horizontal	Pass
4799.000	-46.99	7.66	-13.0	-33.99	267.00	Vertical	Horizontal	Pass
9346.300	-41.44	15.11	-13.0	-28.44	159.00	Vertical	Horizontal	Pass

2 GSM 1900

2.1 GSM 1900 Low Channel

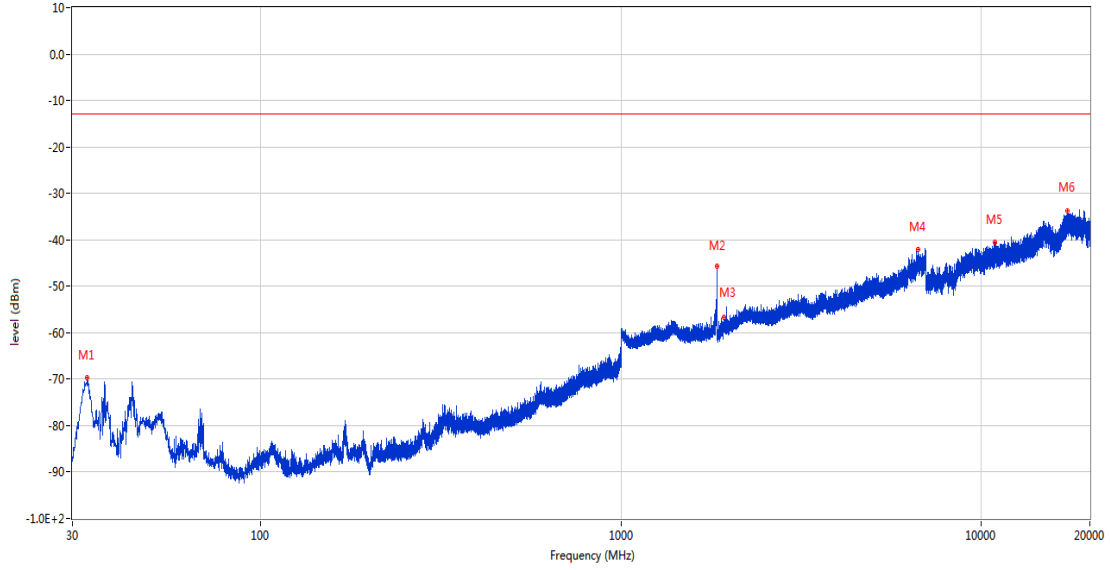
RSE-H&H GSM 1900 CH512



Frequency (MHz)	Result (dBm)	Factor (dB)	PK Limit (dBm)	Over Limit (dB)	Table (o)	ANT	EUT	Verdict
33.007	-68.55	-16.81	-13.0	-55.55	169.00	Horizontal	Horizontal	Pass
1850.100	-44.56	-4.40	-13.0	-31.56	122.00	Horizontal	Horizontal	N/A
1930.100	-55.50	-3.80	-13.0	-42.50	175.00	Horizontal	Horizontal	N/A
6696.600	-42.55	11.44	-13.0	-29.55	205.00	Horizontal	Horizontal	Pass
10986.188	-39.61	17.28	-13.0	-26.61	360.00	Horizontal	Horizontal	Pass
17463.224	-33.59	21.74	-13.0	-20.59	363.00	Horizontal	Horizontal	Pass

RSE-H&V GSM 1900 CH512

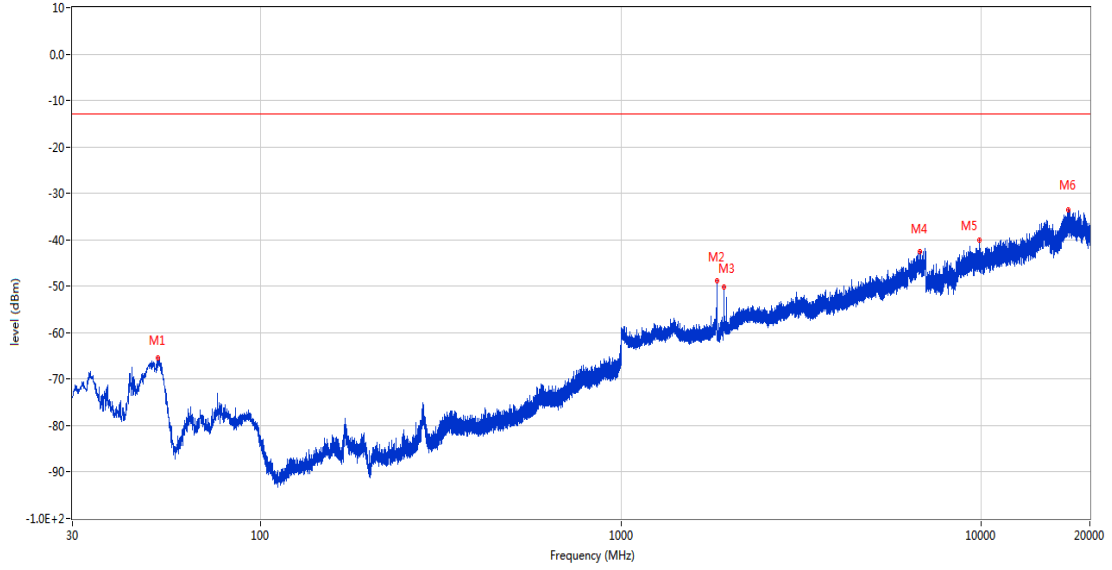
OPPO_RSE (RF) _FCC PART22&24&27-OPPO_GSM 1900 & CDMA BC1 & WCDMA Band 2 & LTE Band 2 & 25 _1830-1920_30MHz-20GHz



Frequency (MHz)	Result (dBm)	Factor (dB)	PK Limit (dBm)	Over Limit (dB)	Table (o)	ANT	EUT	Verdict
32.959	-69.69	-16.80	-13.0	-56.69	139.00	Horizontal	Vertical	Pass
1850.000	-45.67	-4.40	-13.0	-32.67	170.00	Horizontal	Vertical	N/A
1930.400	-56.64	-3.80	-13.0	-43.64	182.00	Horizontal	Vertical	N/A
6672.600	-42.00	11.56	-13.0	-29.00	107.00	Horizontal	Vertical	Pass
10895.050	-40.46	17.58	-13.0	-27.46	0.00	Horizontal	Vertical	Pass
17332.724	-33.77	21.08	-13.0	-20.77	360.00	Horizontal	Vertical	Pass

RSE-V&V GSM 1900 CH512

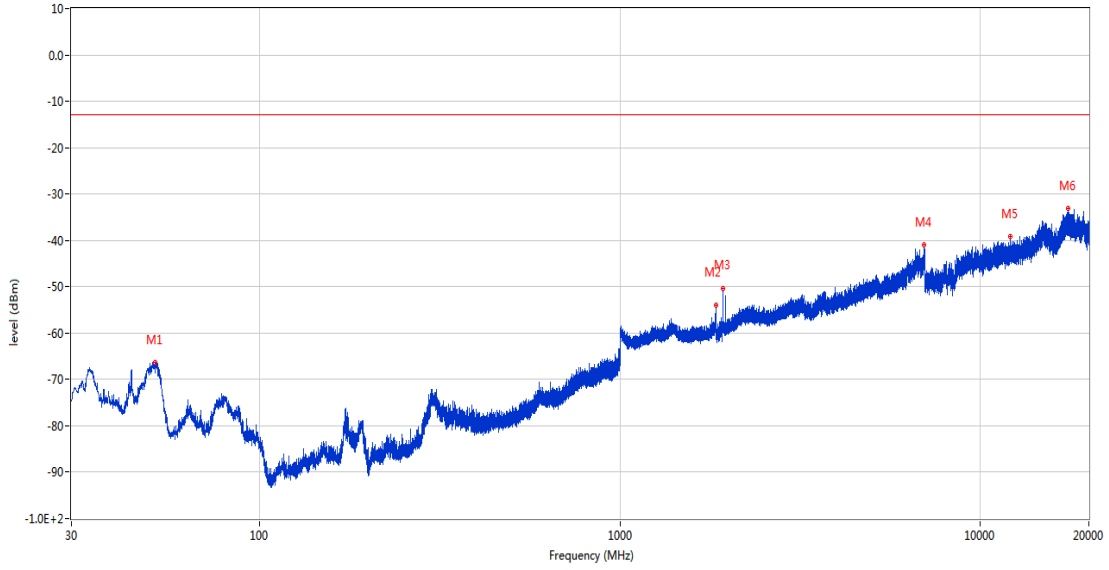
OPPO_RSE (RF) _FCC PART22&24&27-OPPO_GSM 1900 & CDMA BC1 & WCDMA Band 2 & LTE Band 2 & 25 _1830-1920_30MHz-20GHz



Frequency (MHz)	Result (dBm)	Factor (dB)	PK Limit (dBm)	Over Limit (dB)	Table (o)	ANT	EUT	Verdict
51.776	-65.50	-15.94	-13.0	-52.50	284.00	Vertical	Vertical	Pass
1850.100	-48.75	-4.40	-13.0	-35.75	248.00	Vertical	Vertical	N/A
1930.100	-50.26	-3.80	-13.0	-37.26	360.00	Vertical	Vertical	N/A
6742.200	-42.57	12.00	-13.0	-29.57	303.00	Vertical	Vertical	Pass
9849.413	-40.04	16.94	-13.0	-27.04	32.00	Vertical	Vertical	Pass
17459.599	-33.56	21.75	-13.0	-20.56	-3.00	Vertical	Vertical	Pass

RSE-V&H GSM 1900 CH512

OPPO_RSE (RF)_FCC PART22&24&27-OPPO_GSM 1900 & CDMA BC1 & WCDMA Band 2 & LTE Band 2 & 25_1830-1920_30MHz-20GHz

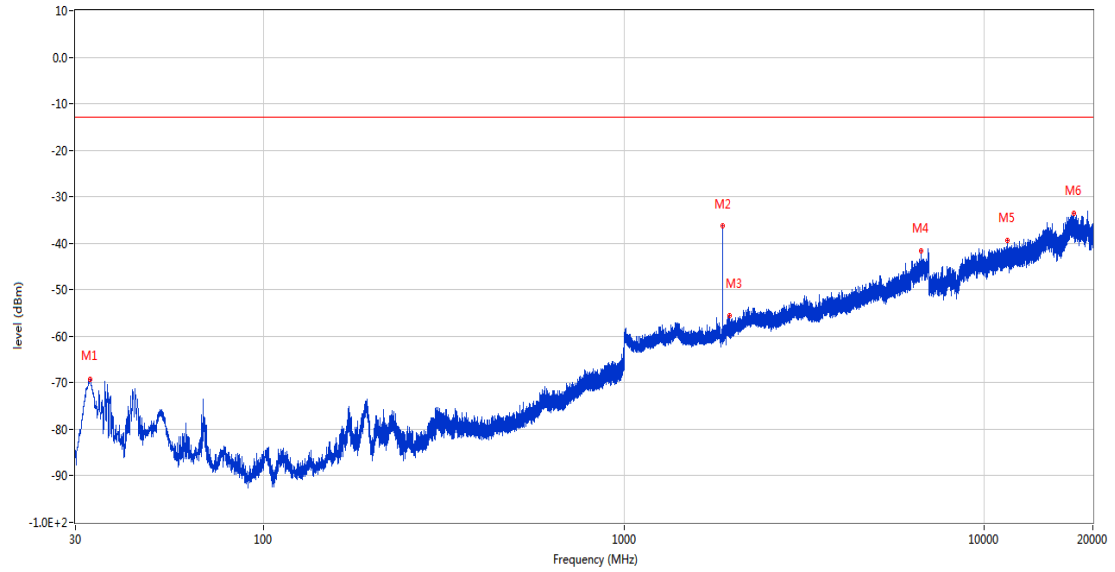


Frequency (MHz)	Result (dBm)	Factor (dB)	PK Limit (dBm)	Over Limit (dB)	Table (o)	ANT	EUT	Verdict
51.146	-66.25	-15.92	-13.0	-53.25	255.00	Vertical	Horizontal	Pass
1850.000	-54.07	-4.40	-13.0	-41.07	316.00	Vertical	Horizontal	N/A
1930.200	-50.30	-3.80	-13.0	-37.30	360.00	Vertical	Horizontal	N/A
6981.800	-41.02	13.85	-13.0	-28.02	55.00	Vertical	Horizontal	Pass
12128.425	-39.17	18.15	-13.0	-26.17	230.00	Vertical	Horizontal	Pass
17547.323	-33.13	22.48	-13.0	-20.13	194.00	Vertical	Horizontal	Pass

2.2 GSM 1900 Middle Channel

RSE-H&H GSM 1900 CH661

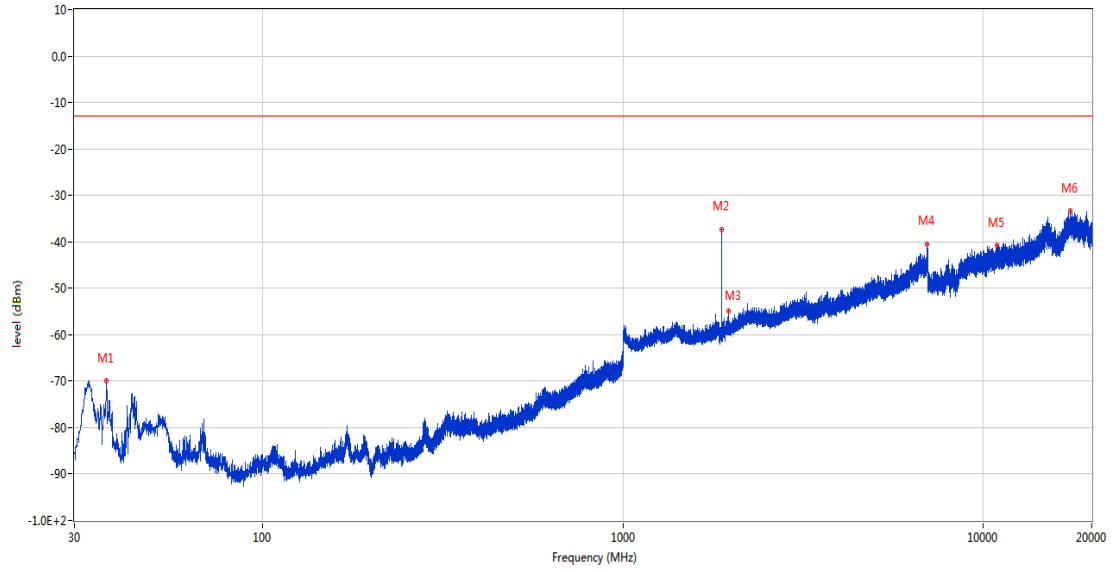
OPPO_RSE (RF) _FCC PART22&24&27-OPPO_GSM 1900 & CDMA BC1 & WCDMA Band 2 & LTE Band 2 & 25 _1830-1920_30MHz-20GHz



Frequency (MHz)	Result (dBm)	Factor (dB)	PK Limit (dBm)	Over Limit (dB)	Table (o)	ANT	EUT	Verdict
33.007	-69.17	-16.81	-13.0	-56.17	208.00	Horizontal	Horizontal	Pass
1879.900	-36.17	-4.03	-13.0	-23.17	179.00	Horizontal	Horizontal	N/A
1956.800	-55.45	-4.67	-13.0	-42.45	171.00	Horizontal	Horizontal	N/A
6682.600	-41.64	11.86	-13.0	-28.64	321.00	Horizontal	Horizontal	Pass
11593.388	-39.44	17.88	-13.0	-26.44	360.00	Horizontal	Horizontal	Pass
17763.013	-33.66	21.42	-13.0	-20.66	48.00	Horizontal	Horizontal	Pass

RSE-H&V GSM 1900 CH661

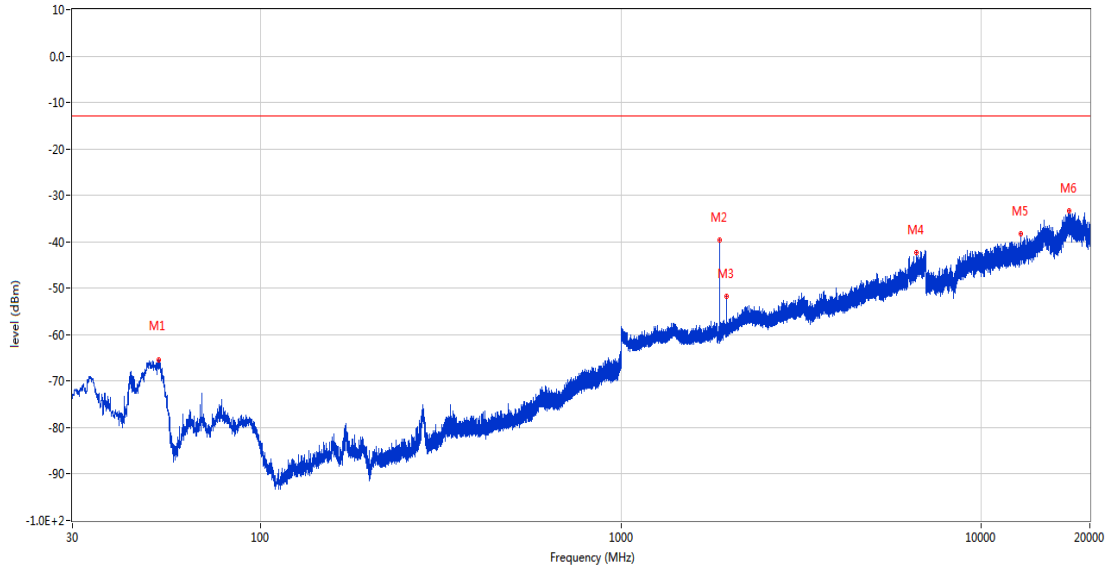
OPPO_RSE (RF)_FCC PART22&24&27-OPPO_GSM 1900 & CDMA BC1 & WCDMA Band 2 & LTE Band 2 & 25_1830-1920_30MHz-20GHz



Frequency (MHz)	Result (dBm)	Factor (dB)	PK Limit (dBm)	Over Limit (dB)	Table (o)	ANT	EUT	Verdict
36.839	-69.98	-19.08	-13.0	-56.98	183.00	Horizontal	Vertical	Pass
1879.900	-37.43	-4.03	-13.0	-24.43	190.00	Horizontal	Vertical	N/A
1960.000	-54.85	-4.68	-13.0	-41.85	157.00	Horizontal	Vertical	N/A
6993.200	-40.56	13.64	-13.0	-27.56	253.00	Horizontal	Vertical	Pass
10905.975	-40.77	17.67	-13.0	-27.77	360.00	Horizontal	Vertical	Pass
17466.849	-33.41	21.73	-13.0	-20.41	-3.00	Horizontal	Vertical	Pass

RSE-V&V GSM 1900 CH661

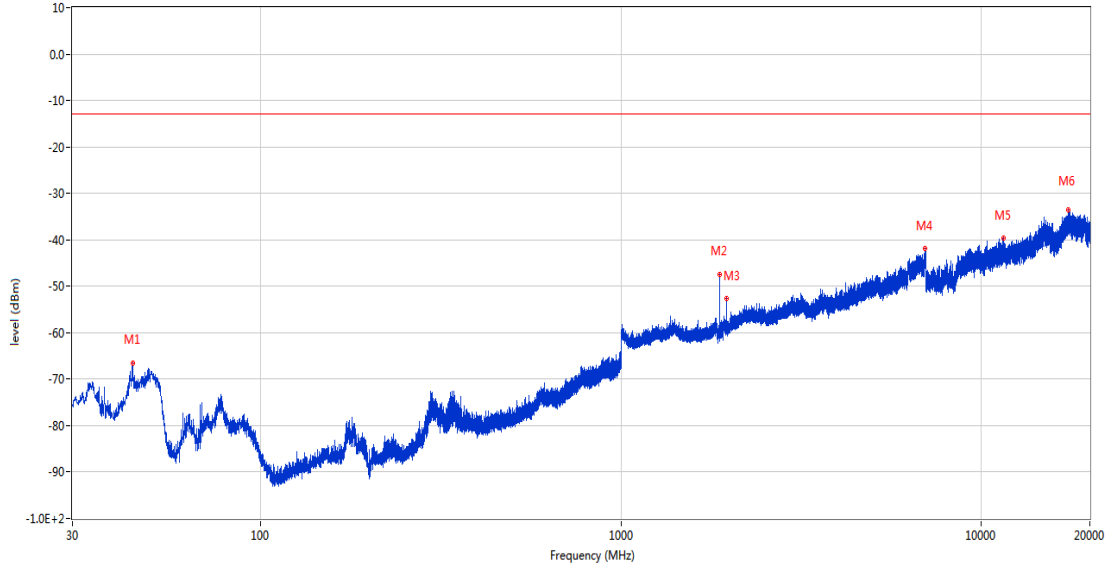
OPPO_RSE (RF) _FCC PART22&24&27-OPPO_GSM 1900 & CDMA BC1 & WCDMA Band 2 & LTE Band 2 & 25 _1830-1920_30MHz-20GHz



Frequency (MHz)	Result (dBm)	Factor (dB)	PK Limit (dBm)	Over Limit (dB)	Table (o)	ANT	EUT	Verdict
52.213	-65.41	-16.03	-13.0	-52.41	275.00	Vertical	Vertical	Pass
1879.900	-39.70	-4.03	-13.0	-26.70	236.00	Vertical	Vertical	N/A
1959.900	-51.77	-4.68	-13.0	-38.77	1.00	Vertical	Vertical	N/A
6615.200	-42.27	12.33	-13.0	-29.27	360.00	Vertical	Vertical	Pass
12844.613	-38.35	19.11	-13.0	-25.35	67.00	Vertical	Vertical	Pass
17503.824	-33.27	21.15	-13.0	-20.27	90.00	Vertical	Vertical	Pass

RSE-V&H GSM 1900 CH661

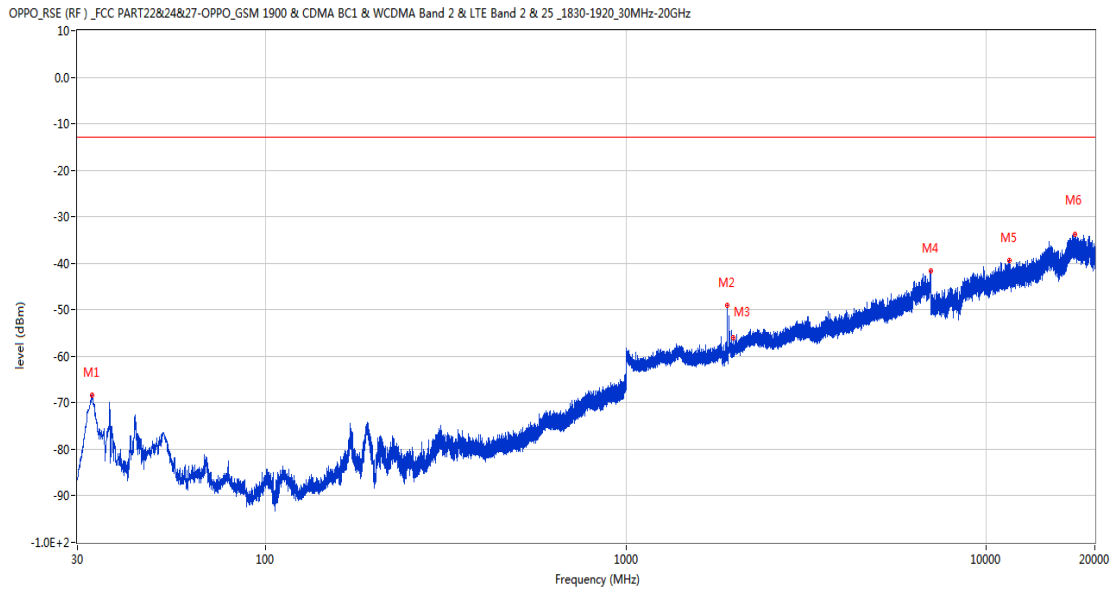
OPPO_RSE (RF) _FCC PART22&24&27-OPPO_GSM 1900 & CDMA BC1 & WCDMA Band 2 & LTE Band 2 & 25 _1830-1920_30MHz-20GHz



Frequency (MHz)	Result (dBm)	Factor (dB)	PK Limit (dBm)	Over Limit (dB)	Table (o)	ANT	EUT	Verdict
44.017	-66.49	-14.55	-13.0	-53.49	330.00	Vertical	Horizontal	Pass
1879.900	-47.38	-4.03	-13.0	-34.38	337.00	Vertical	Horizontal	N/A
1960.100	-52.73	-4.68	-13.0	-39.73	7.00	Vertical	Horizontal	N/A
6987.000	-41.88	13.69	-13.0	-28.88	13.00	Vertical	Horizontal	Pass
11518.349	-39.72	17.52	-13.0	-26.72	245.00	Vertical	Horizontal	Pass
17468.662	-33.46	21.73	-13.0	-20.46	16.00	Vertical	Horizontal	Pass

2.3 GSM 1900 High Channel

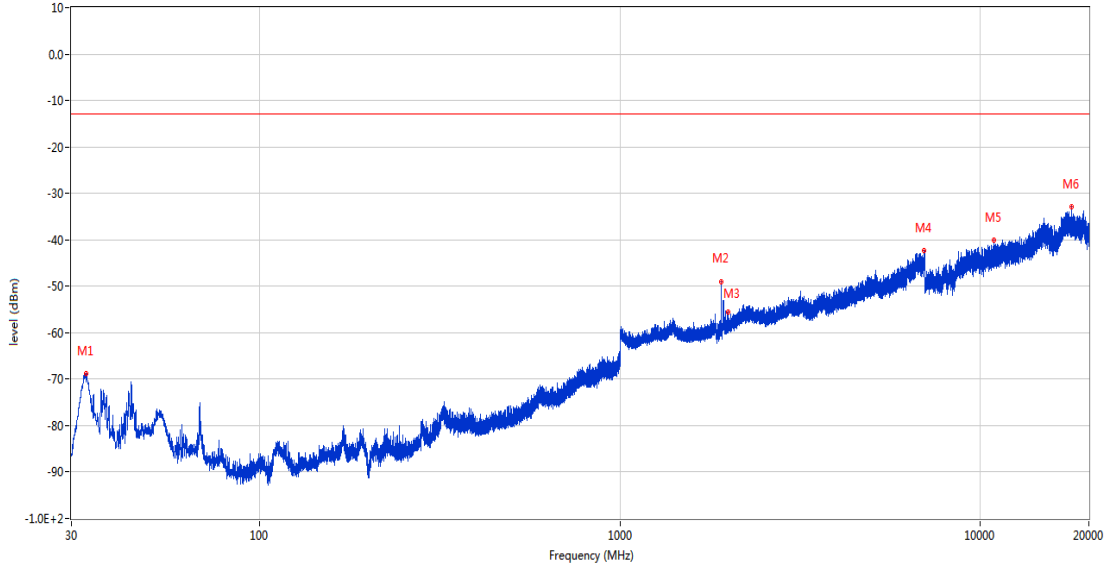
RSE-H&H GSM 1900 CH810



Frequency (MHz)	Result (dBm)	Factor (dB)	PK Limit (dBm)	Over Limit (dB)	Table (o)	ANT	EUT	Verdict
32.959	-68.34	-16.80	-13.0	-55.34	151.00	Horizontal	Horizontal	Pass
1909.700	-49.11	-3.79	-13.0	-36.11	203.00	Horizontal	Horizontal	N/A
1986.700	-56.10	-4.47	-13.0	-43.10	120.00	Horizontal	Horizontal	N/A
7000.000	-41.65	13.64	-13.0	-28.65	290.00	Horizontal	Horizontal	Pass
11598.562	-39.49	17.98	-13.0	-26.49	85.00	Horizontal	Horizontal	Pass
17592.637	-33.73	22.05	-13.0	-20.73	28.00	Horizontal	Horizontal	Pass

RSE-H&V GSM 1900 CH810

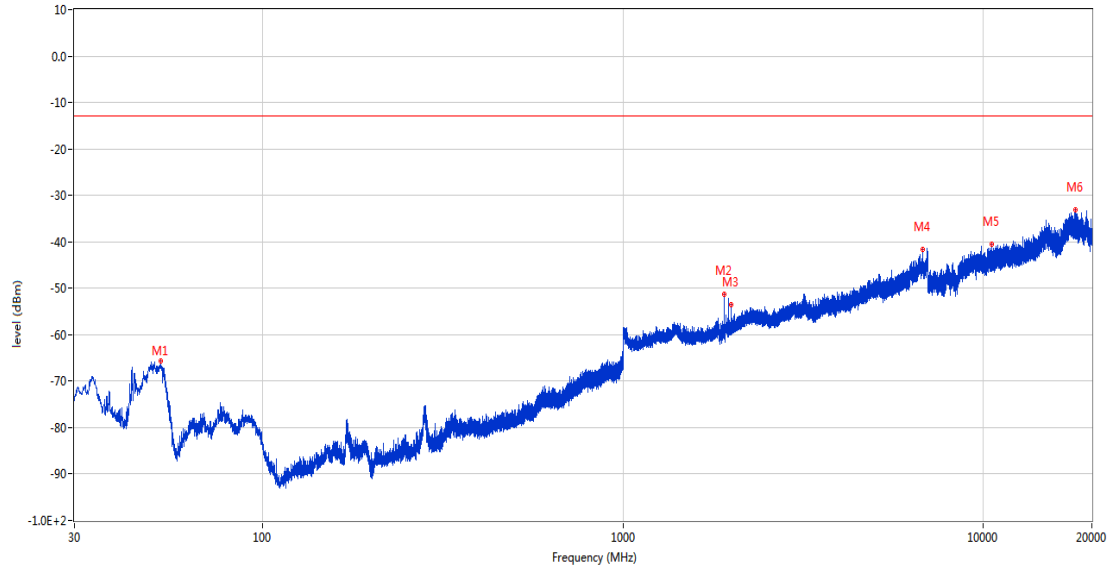
OPPO_RSE (RF) _FCC PART22&24&27-OPPO_GSM 1900 & CDMA BC1 & WCDMA Band 2 & LTE Band 2 & 25 _1830-1920_30MHz-20GHz



Frequency (MHz)	Result (dBm)	Factor (dB)	PK Limit (dBm)	Over Limit (dB)	Table (o)	ANT	EUT	Verdict
32.910	-68.78	-16.81	-13.0	-55.78	160.00	Horizontal	Vertical	Pass
1909.900	-49.14	-3.79	-13.0	-36.14	190.00	Horizontal	Vertical	N/A
1992.600	-55.51	-4.36	-13.0	-42.51	57.00	Horizontal	Vertical	N/A
6988.000	-42.31	13.58	-13.0	-29.31	255.00	Horizontal	Vertical	Pass
10878.662	-39.97	17.16	-13.0	-26.97	219.00	Horizontal	Vertical	Pass
17884.449	-32.78	22.70	-13.0	-19.78	244.00	Horizontal	Vertical	Pass

RSE-V&V GSM 1900 CH810

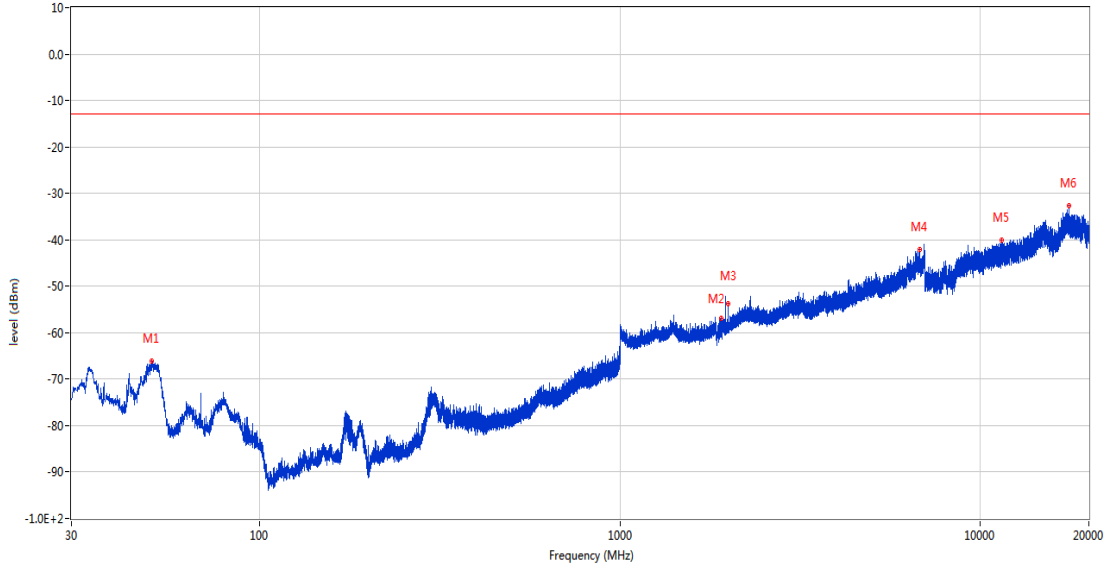
OPPO_RSE (RF) _FCC PART22&24&27-OPPO_GSM 1900 & CDMA BC1 & WCDMA Band 2 & LTE Band 2 & 25 _1830-1920_30MHz-20GHz



Frequency (MHz)	Result (dBm)	Factor (dB)	PK Limit (dBm)	Over Limit (dB)	Table (o)	ANT	EUT	Verdict
52.068	-65.71	-15.97	-13.0	-52.71	279.00	Vertical	Vertical	Pass
1909.600	-51.23	-3.79	-13.0	-38.23	220.00	Vertical	Vertical	N/A
1989.500	-53.50	-4.46	-13.0	-40.50	239.00	Vertical	Vertical	N/A
6774.200	-41.62	11.71	-13.0	-28.62	25.00	Vertical	Vertical	Pass
10542.287	-40.45	16.20	-13.0	-27.45	55.00	Vertical	Vertical	Pass
18016.401	-33.15	22.93	-13.0	-20.15	100.00	Vertical	Vertical	Pass

RSE-V&H GSM 1900 CH810

OPPO_RSE (RF) _FCC PART22&24&27-OPPO_GSM 1900 & CDMA BC1 & WCDMA Band 2 & LTE Band 2 & 25 _1830-1920_30MHz-20GHz

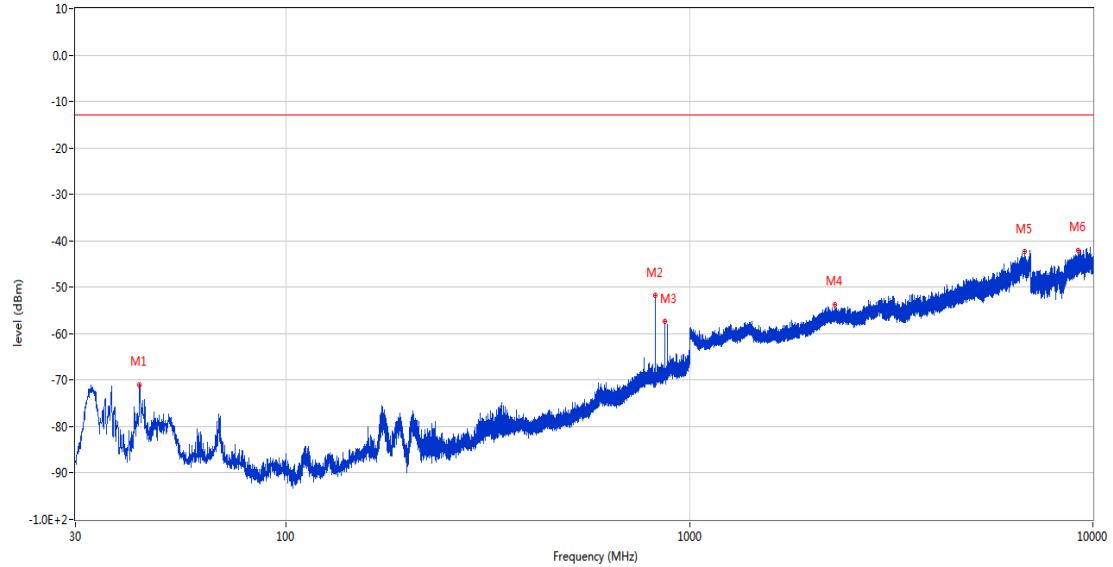


Frequency (MHz)	Result (dBm)	Factor (dB)	PK Limit (dBm)	Over Limit (dB)	Table (o)	ANT	EUT	Verdict
50.176	-66.17	-15.85	-13.0	-53.17	277.00	Vertical	Horizontal	Pass
1910.100	-56.97	-3.79	-13.0	-43.97	335.00	Vertical	Horizontal	N/A
1990.000	-53.67	-4.43	-13.0	-40.67	229.00	Vertical	Horizontal	N/A
6769.000	-42.15	11.47	-13.0	-29.15	69.00	Vertical	Horizontal	Pass
11488.451	-40.13	17.73	-13.0	-27.13	308.00	Vertical	Horizontal	Pass
17611.850	-32.75	21.86	-13.0	-19.75	68.00	Vertical	Horizontal	Pass

EGPRS
 3 EGPRS 850
 3.1 EGPRS 850 Low Channel

RSE-H&H EGPRS 850 CH128

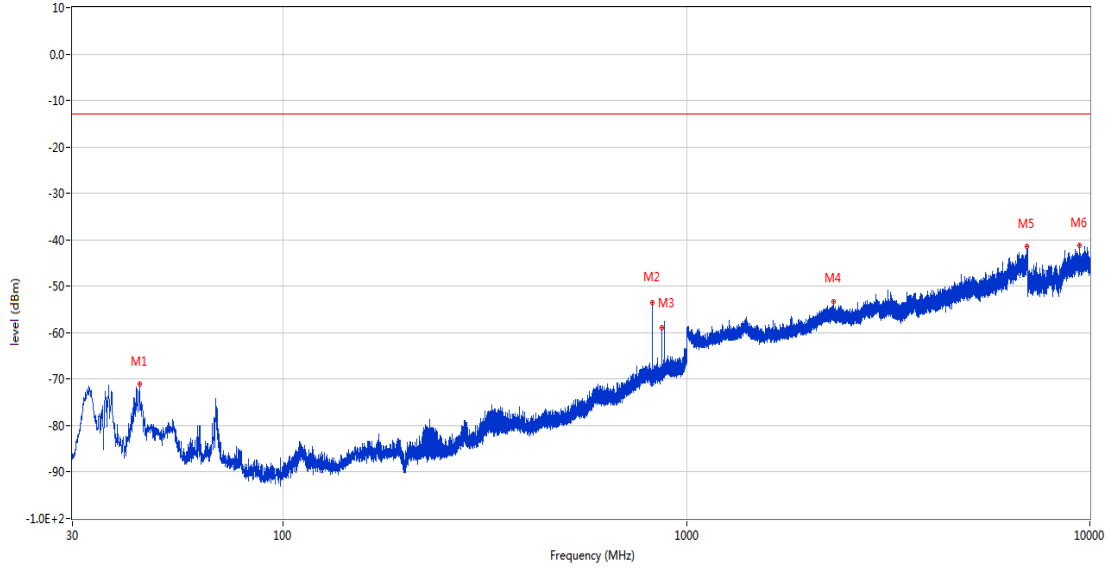
OPPO_RSE (RF) _FCC PART22&24&27-OPPO_GSM 850 & CDMA BCO & WCDMA Band5 & LTE Band 5 & 26_814-849_30MHz-10GHz



Frequency (MHz)	Result (dBm)	Factor (dB)	PK Limit (dBm)	Over Limit (dB)	Table (o)	ANT	EUT	Verdict
43.289	-71.08	-15.84	-13.0	-58.08	45.00	Horizontal	Horizontal	Pass
824.188	-51.85	2.22	-13.0	-38.85	286.00	Horizontal	Horizontal	N/A
869.147	-57.44	2.38	-13.0	-44.44	45.00	Horizontal	Horizontal	N/A
2287.900	-53.77	-1.26	-13.0	-40.77	78.00	Horizontal	Horizontal	Pass
6782.600	-42.27	12.10	-13.0	-29.27	363.00	Horizontal	Horizontal	Pass
9199.450	-42.08	15.33	-13.0	-29.08	306.00	Horizontal	Horizontal	Pass

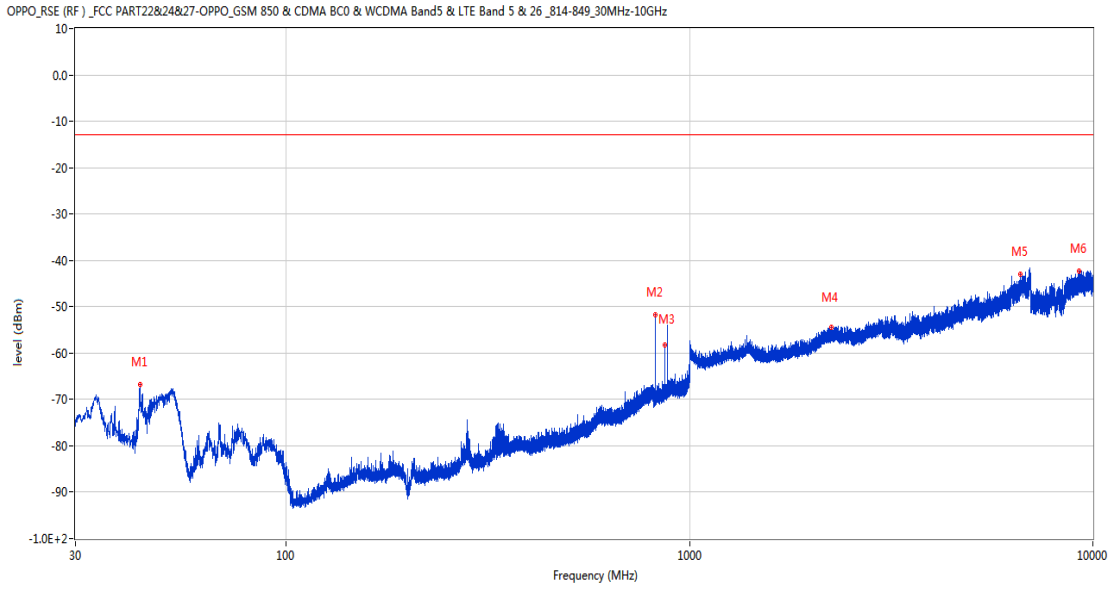
RSE-H&V EGPRS 850 CH128

OPPO_RSE (RF) _FCC PART22&24&27-OPPO_GSM 850 & CDMA BC0 & WCDMA Band5 & LTE Band 5 & 26_814-849_30MHz-10GHz



Frequency (MHz)	Result (dBm)	Factor (dB)	PK Limit (dBm)	Over Limit (dB)	Table (o)	ANT	EUT	Verdict
44.017	-71.15	-14.61	-13.0	-58.15	128.00	Horizontal	Vertical	Pass
824.188	-53.57	2.22	-13.0	-40.57	360.00	Horizontal	Vertical	N/A
869.244	-58.82	2.38	-13.0	-45.82	44.00	Horizontal	Vertical	N/A
2313.200	-53.28	-1.11	-13.0	-40.28	63.00	Horizontal	Vertical	Pass
6979.000	-41.50	13.92	-13.0	-28.50	140.00	Horizontal	Vertical	Pass
9436.599	-41.24	16.40	-13.0	-28.24	-3.00	Horizontal	Vertical	Pass

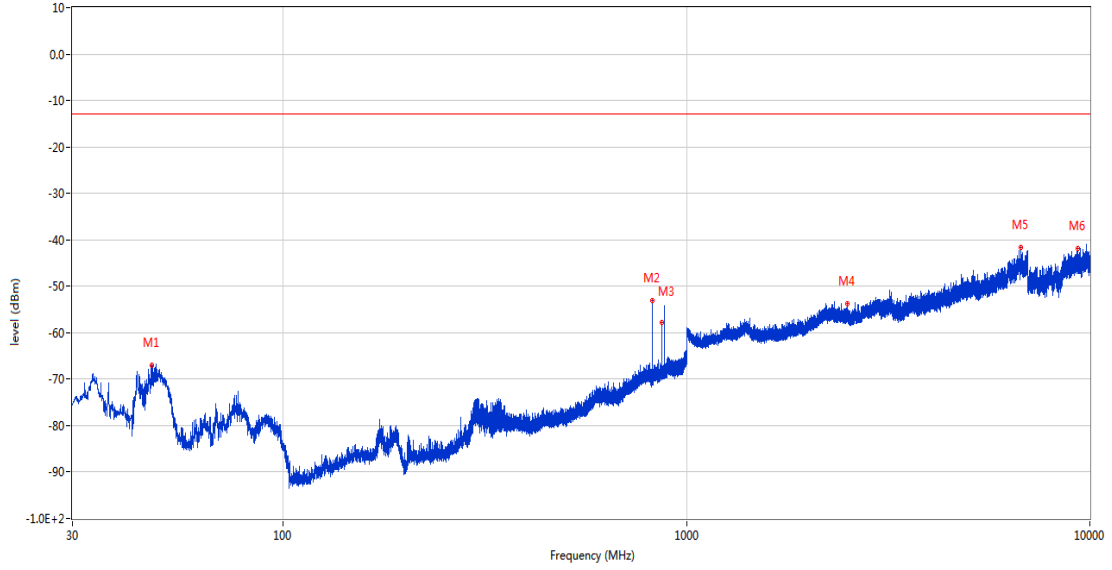
RSE-V&V EGPRS 850 CH128



Frequency (MHz)	Result (dBm)	Factor (dB)	PK Limit (dBm)	Over Limit (dB)	Table (o)	ANT	EUT	Verdict
43.337	-66.85	-15.76	-13.0	-53.85	213.00	Vertical	Vertical	Pass
824.236	-51.70	2.22	-13.0	-38.70	175.00	Vertical	Vertical	N/A
869.098	-58.28	2.38	-13.0	-45.28	48.00	Vertical	Vertical	N/A
2248.600	-54.43	-1.42	-13.0	-41.43	191.00	Vertical	Vertical	Pass
6620.000	-42.94	12.04	-13.0	-29.94	301.00	Vertical	Vertical	Pass
9238.000	-42.41	15.27	-13.0	-29.41	360.00	Vertical	Vertical	Pass

RSE-V&H EGPRS 850 CH128

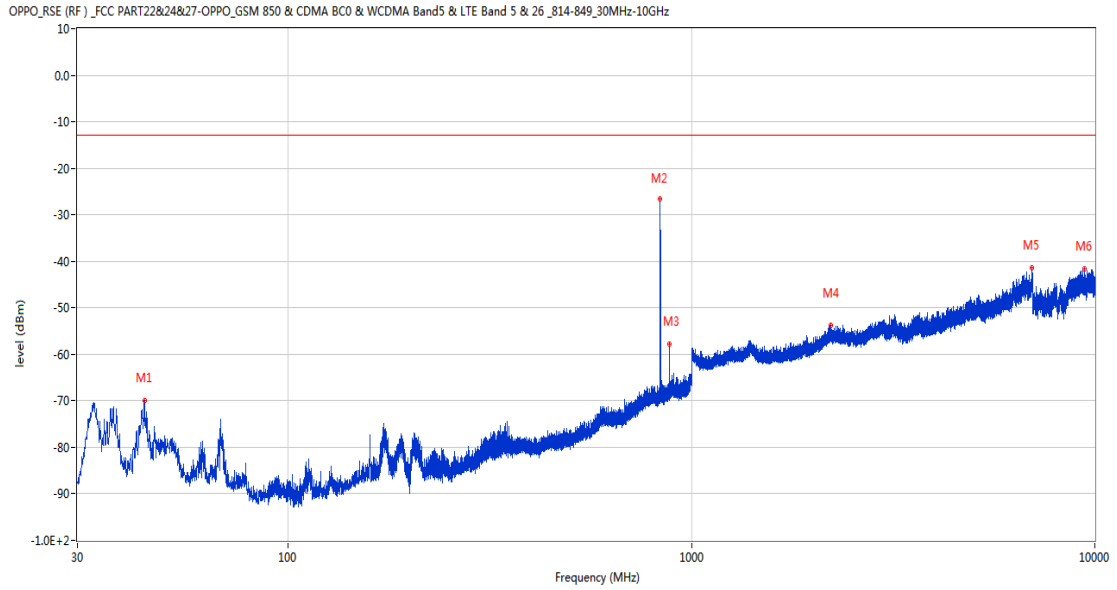
OPPO_RSE (RF) _FCC PART22&24&27-OPPO_GSM 850 & CDMA BC0 & WCDMA Band5 & LTE Band 5 & 26_814-849_30MHz-10GHz



Frequency (MHz)	Result (dBm)	Factor (dB)	PK Limit (dBm)	Over Limit (dB)	Table (o)	ANT	EUT	Verdict
47.218	-66.95	-17.23	-13.0	-53.95	289.00	Vertical	Horizontal	Pass
824.188	-53.05	2.22	-13.0	-40.05	74.00	Vertical	Horizontal	N/A
869.244	-57.73	2.38	-13.0	-44.73	173.00	Vertical	Horizontal	N/A
2500.800	-53.79	-0.89	-13.0	-40.79	44.00	Vertical	Horizontal	Pass
6738.000	-41.63	12.06	-13.0	-28.63	80.00	Vertical	Horizontal	Pass
9347.200	-41.88	15.10	-13.0	-28.88	157.00	Vertical	Horizontal	Pass

3.2 EGPRS 850 Middle Channel

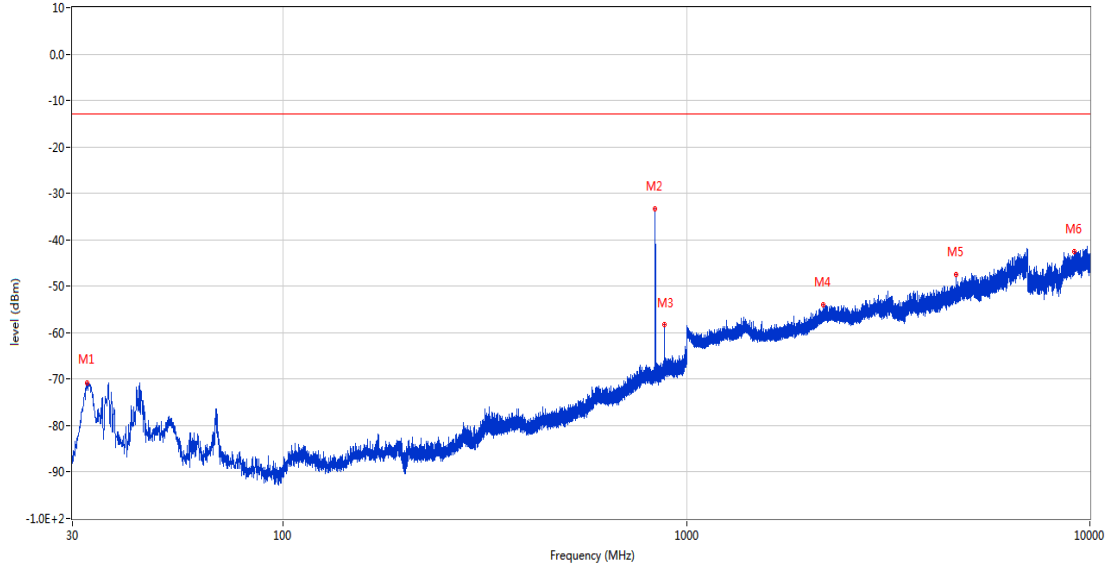
RSE-H&H EGPRS 850 CH190



Frequency (MHz)	Result (dBm)	Factor (dB)	PK Limit (dBm)	Over Limit (dB)	Table (o)	ANT	EUT	Verdict
43.968	-69.99	-14.63	-13.0	-56.99	13.00	Horizontal	Horizontal	Pass
836.604	-26.65	2.59	-13.0	-13.65	322.00	Horizontal	Horizontal	N/A
881.563	-57.70	2.80	-13.0	-44.70	41.00	Horizontal	Horizontal	N/A
2208.800	-53.78	-1.18	-13.0	-40.78	306.00	Horizontal	Horizontal	Pass
6990.400	-41.34	13.47	-13.0	-28.34	206.00	Horizontal	Horizontal	Pass
9442.300	-41.72	16.53	-13.0	-28.72	334.00	Horizontal	Horizontal	Pass

RSE-H&V EGPRS 850 CH190

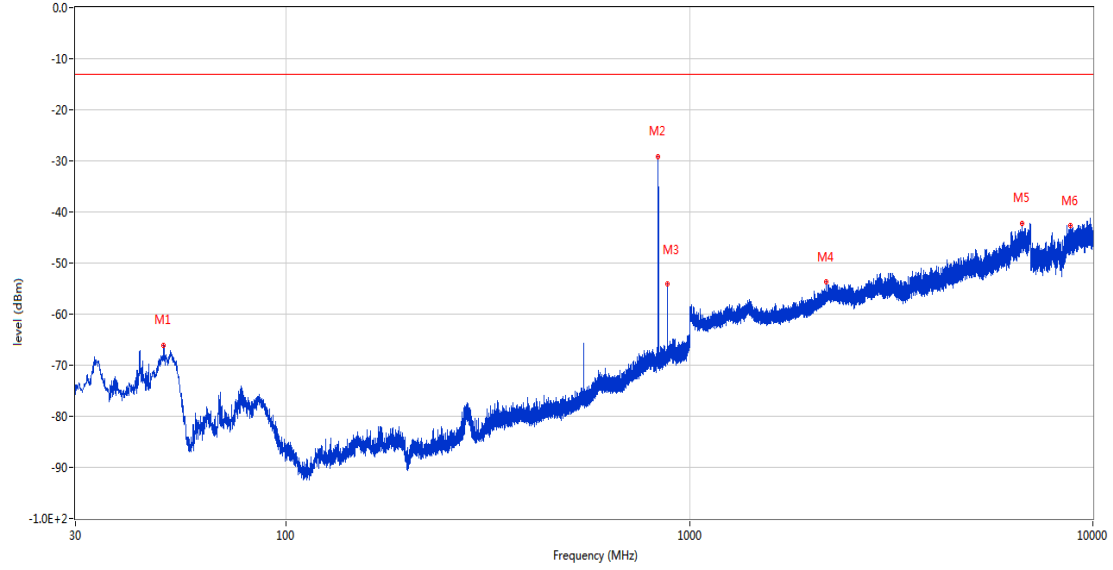
OPPO_RSE (RF) _FCC PART22&24&27-OPPO_GSM 850 & CDMA BC0 & WCDMA Band5 & LTE Band 5 & 26_814-849_30MHz-10GHz



Frequency (MHz)	Result (dBm)	Factor (dB)	PK Limit (dBm)	Over Limit (dB)	Table (o)	ANT	EUT	Verdict
32.571	-70.75	-16.83	-13.0	-57.75	174.00	Horizontal	Vertical	Pass
836.604	-33.31	2.59	-13.0	-20.31	21.00	Horizontal	Vertical	N/A
881.563	-58.31	2.80	-13.0	-45.31	46.00	Horizontal	Vertical	N/A
2183.500	-54.08	-1.77	-13.0	-41.08	106.00	Horizontal	Vertical	Pass
4651.400	-47.50	6.25	-13.0	-34.50	317.00	Horizontal	Vertical	Pass
9161.349	-42.57	14.65	-13.0	-29.57	100.00	Horizontal	Vertical	Pass

RSE-V&V EGPRS 850 CH190

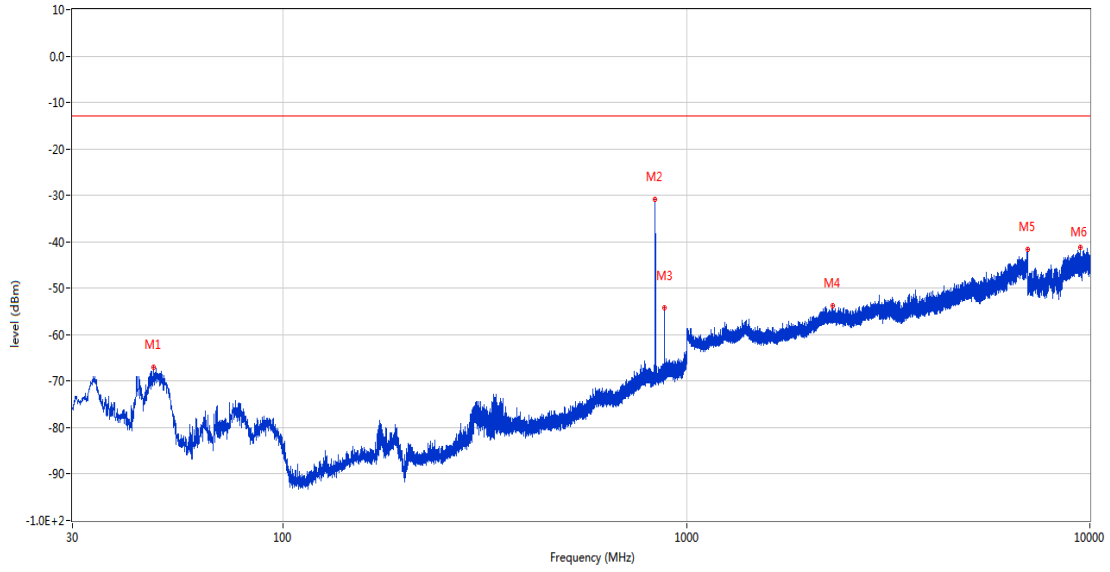
OPPO_RSE (RF) _FCC PART22&24&27-OPPO_GSM 850 & CDMA BC0 & WCDMA Band5 & LTE Band 5 & 26_814-849_30MHz-10GHz



Frequency (MHz)	Result (dBm)	Factor (dB)	PK Limit (dBm)	Over Limit (dB)	Table (o)	ANT	EUT	Verdict
49.691	-66.03	-15.87	-13.0	-53.03	277.00	Vertical	Vertical	Pass
836.604	-29.13	2.59	-13.0	-16.13	217.00	Vertical	Vertical	N/A
881.612	-54.07	2.81	-13.0	-41.07	128.00	Vertical	Vertical	N/A
2181.600	-53.78	-1.71	-13.0	-40.78	192.00	Vertical	Vertical	Pass
6688.000	-42.34	11.92	-13.0	-29.34	92.00	Vertical	Vertical	Pass
8785.450	-42.65	14.05	-13.0	-29.65	305.00	Vertical	Vertical	Pass

RSE-V&H EGPRS 850 CH190

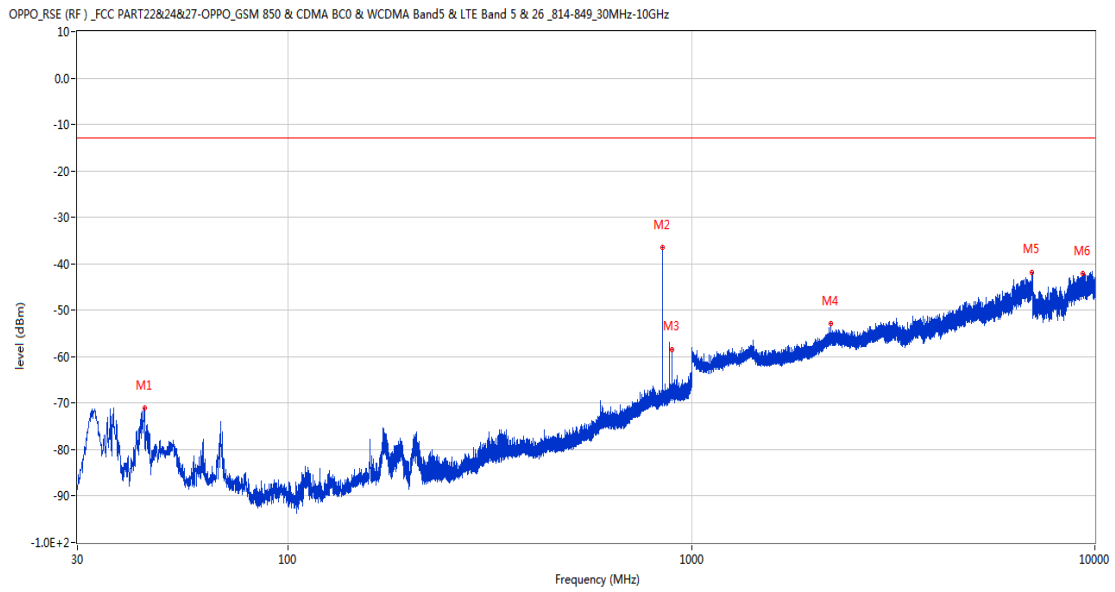
OPPO_RSE (RF)_FCC PART22&24&27-OPPO_GSM 850 & CDMA BC0 & WCDMA Band5 & LTE Band 5 & 26_814-849_30MHz-10GHz



Frequency (MHz)	Result (dBm)	Factor (dB)	PK Limit (dBm)	Over Limit (dB)	Table (o)	ANT	EUT	Verdict
47.751	-67.00	-16.94	-13.0	-54.00	293.00	Vertical	Horizontal	Pass
836.555	-30.91	2.59	-13.0	-17.91	80.00	Vertical	Horizontal	N/A
881.660	-54.27	2.81	-13.0	-41.27	174.00	Vertical	Horizontal	N/A
2307.000	-53.81	-0.96	-13.0	-40.81	85.00	Vertical	Horizontal	Pass
6999.000	-41.59	13.64	-13.0	-28.59	346.00	Vertical	Horizontal	Pass
9456.250	-41.20	16.61	-13.0	-28.20	247.00	Vertical	Horizontal	Pass

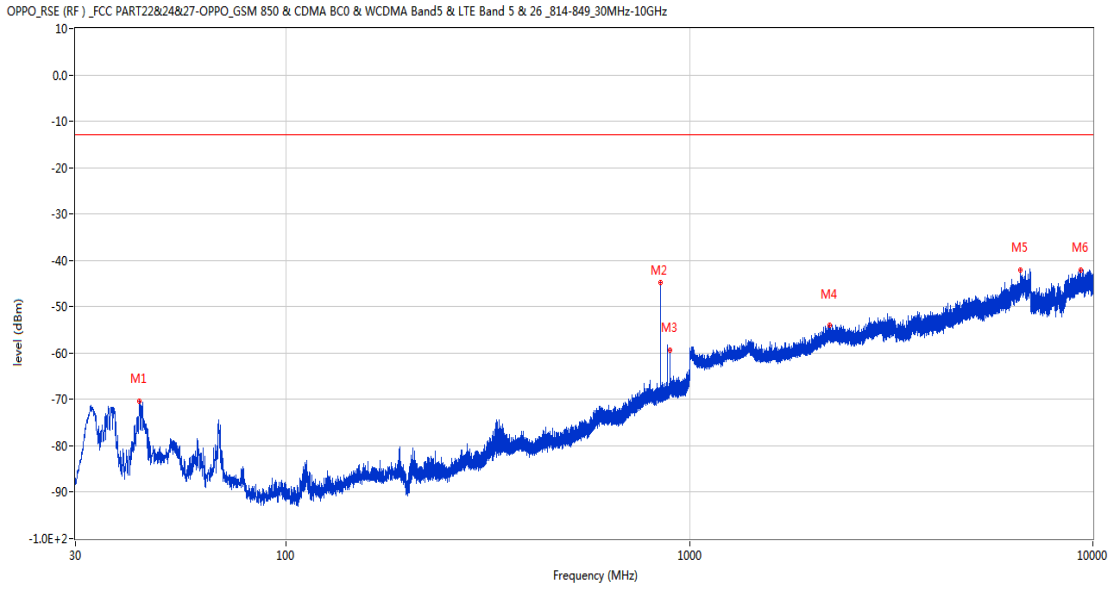
3.3 EGPRS 850 High Channel

RSE-H&H EGPRS 850 CH251



Frequency (MHz)	Result (dBm)	Factor (dB)	PK Limit (dBm)	Over Limit (dB)	Table (o)	ANT	EUT	Verdict
43.968	-71.12	-14.63	-13.0	-58.12	89.00	Horizontal	Horizontal	Pass
848.825	-36.54	2.47	-13.0	-23.54	115.00	Horizontal	Horizontal	N/A
893.737	-58.41	3.53	-13.0	-45.41	153.00	Horizontal	Horizontal	N/A
2217.500	-52.89	-0.97	-13.0	-39.89	40.00	Horizontal	Horizontal	Pass
6970.800	-41.86	13.50	-13.0	-28.86	183.00	Horizontal	Horizontal	Pass
9330.099	-42.18	15.43	-13.0	-29.18	-3.00	Horizontal	Horizontal	Pass

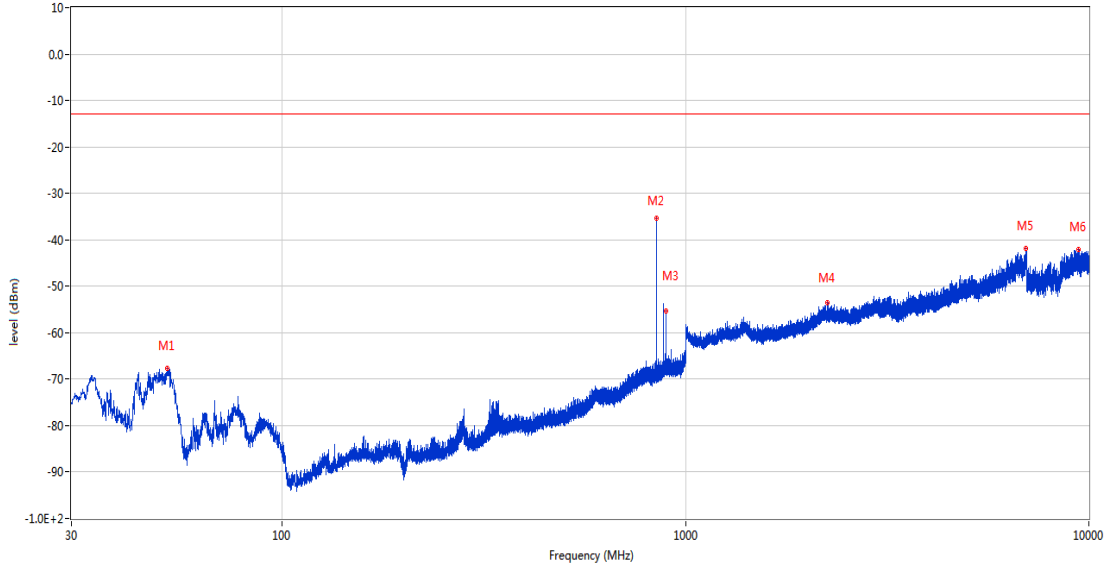
RSE-H&V EGPRS 850 CH251



Frequency (MHz)	Result (dBm)	Factor (dB)	PK Limit (dBm)	Over Limit (dB)	Table (o)	ANT	EUT	Verdict
43.289	-70.39	-15.84	-13.0	-57.39	245.00	Horizontal	Vertical	Pass
848.825	-44.78	2.47	-13.0	-31.78	360.00	Horizontal	Vertical	N/A
893.882	-59.35	3.53	-13.0	-46.35	51.00	Horizontal	Vertical	N/A
2227.600	-53.90	-1.11	-13.0	-40.90	193.00	Horizontal	Vertical	Pass
6611.200	-42.07	12.34	-13.0	-29.07	0.00	Horizontal	Vertical	Pass
9348.250	-42.19	15.09	-13.0	-29.19	155.00	Horizontal	Vertical	Pass

RSE-V&V EGPRS 850 CH251

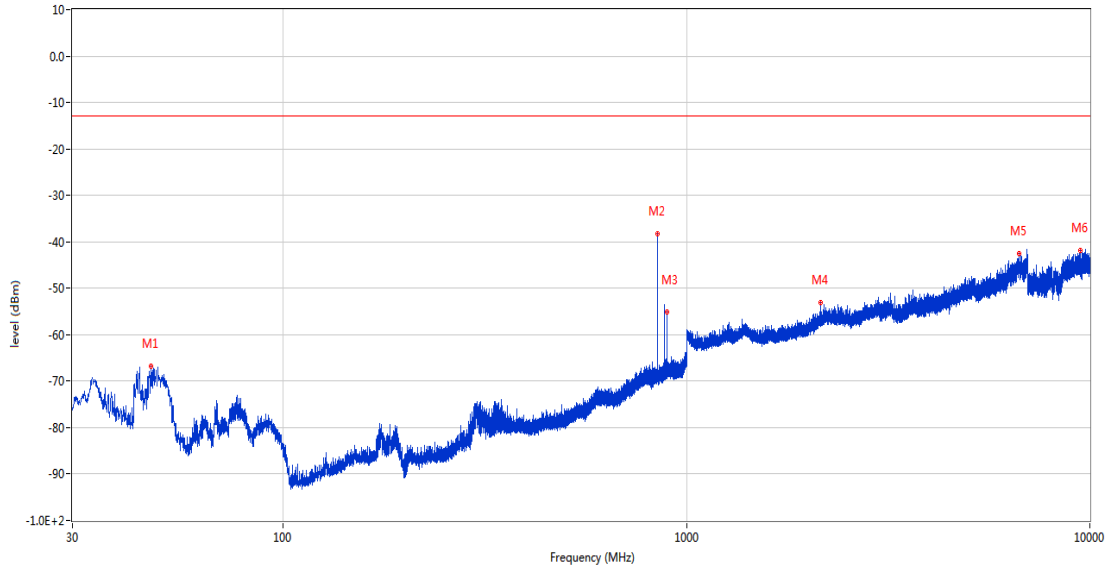
OPPO_RSE (RF) _FCC PART22&24&27-OPPO_GSM 850 & CDMA BC0 & WCDMA Band5 & LTE Band 5 & 26_814-849_30MHz-10GHz



Frequency (MHz)	Result (dBm)	Factor (dB)	PK Limit (dBm)	Over Limit (dB)	Table (o)	ANT	EUT	Verdict
51.776	-67.67	-15.88	-13.0	-54.67	279.00	Vertical	Vertical	Pass
848.825	-35.36	2.47	-13.0	-22.36	177.00	Vertical	Vertical	N/A
893.833	-55.25	3.53	-13.0	-42.25	35.00	Vertical	Vertical	N/A
2249.700	-53.64	-1.39	-13.0	-40.64	166.00	Vertical	Vertical	Pass
6987.600	-41.92	13.63	-13.0	-28.92	172.00	Vertical	Vertical	Pass
9406.000	-42.13	15.85	-13.0	-29.13	340.00	Vertical	Vertical	Pass

RSE-V&H EGPRS 850 CH251

OPPO_RSE (RF) _FCC PART22&24&27-OPPO_GSM 850 & CDMA BC0 & WCDMA Band5 & LTE Band 5 & 26_814-849_30MHz-10GHz

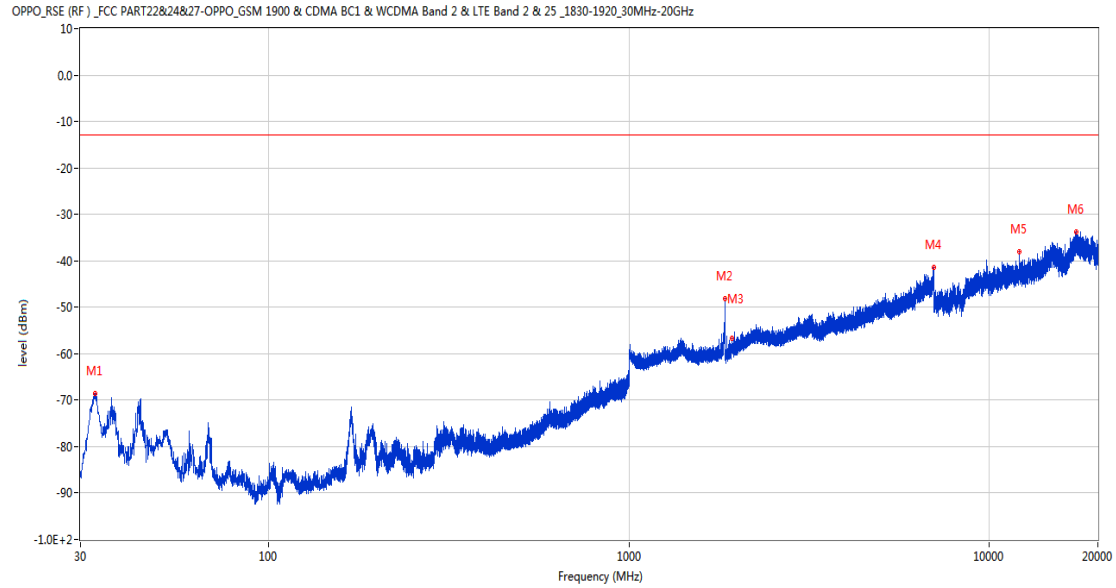


Frequency (MHz)	Result (dBm)	Factor (dB)	PK Limit (dBm)	Over Limit (dB)	Table (o)	ANT	EUT	Verdict
46.926	-66.81	-17.36	-13.0	-53.81	296.00	Vertical	Horizontal	Pass
848.825	-38.35	2.47	-13.0	-25.35	107.00	Vertical	Horizontal	N/A
893.737	-55.10	3.53	-13.0	-42.10	134.00	Vertical	Horizontal	N/A
2154.800	-53.14	-2.00	-13.0	-40.14	1.00	Vertical	Horizontal	Pass
6674.400	-42.61	11.67	-13.0	-29.61	313.00	Vertical	Horizontal	Pass
9449.500	-41.76	16.73	-13.0	-28.76	42.00	Vertical	Horizontal	Pass

4 EGPRS 1900

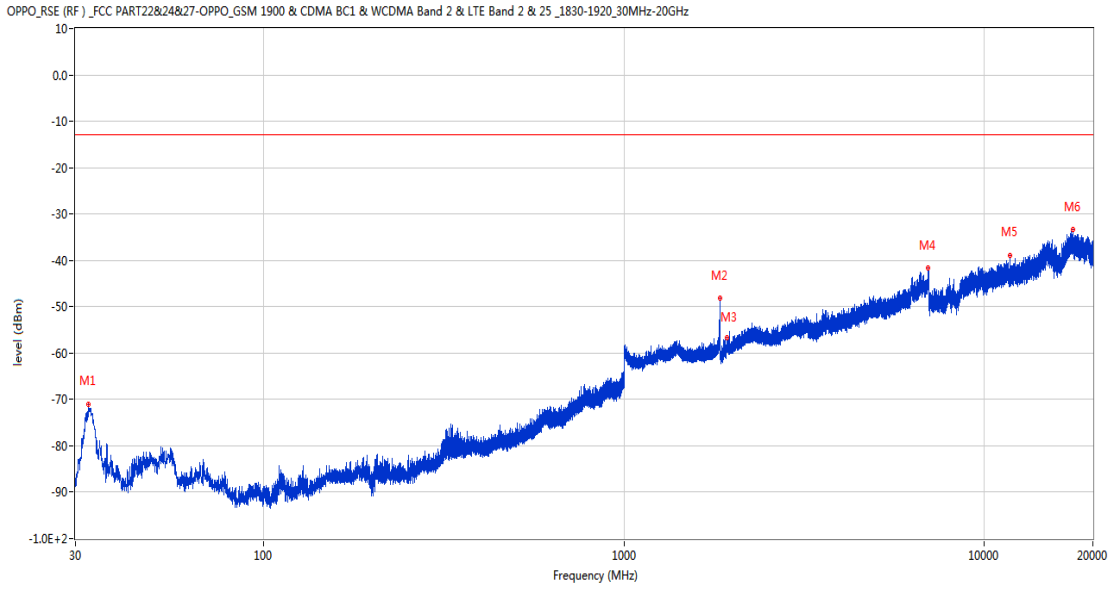
4.1 EGPRS 1900 Low Channel

RSE-H&H EGPRS 1900 CH512



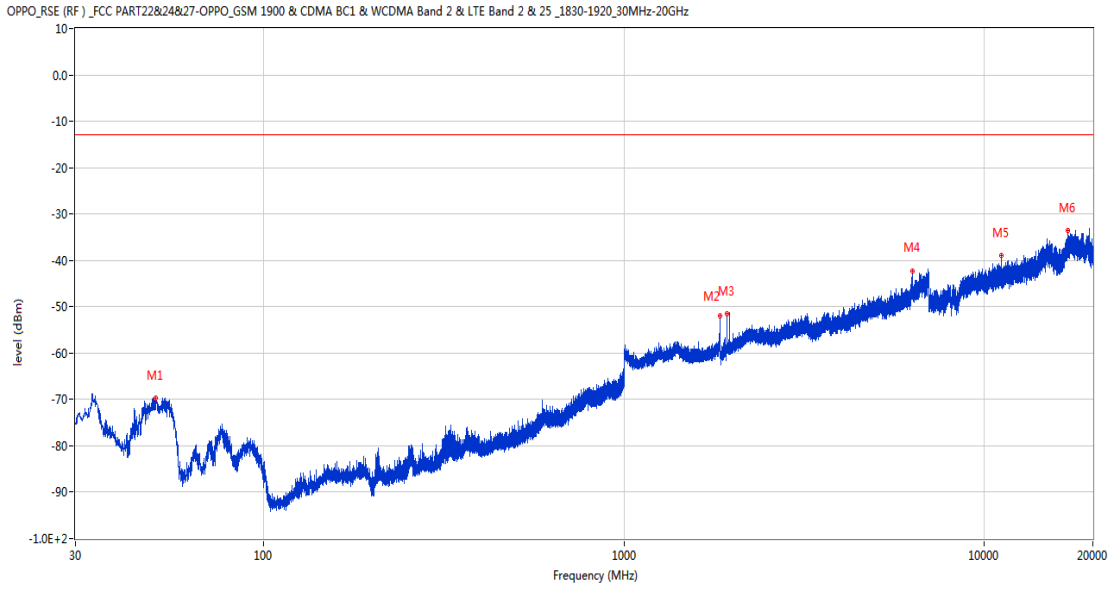
Frequency (MHz)	Result (dBm)	Factor (dB)	PK Limit (dBm)	Over Limit (dB)	Table (o)	ANT	EUT	Verdict
32.861	-68.53	-16.81	-13.0	-55.53	166.00	Horizontal	Horizontal	Pass
1850.100	-48.12	-4.40	-13.0	-35.12	193.00	Horizontal	Horizontal	N/A
1931.100	-56.67	-3.80	-13.0	-43.67	315.00	Horizontal	Horizontal	N/A
6997.000	-41.50	13.60	-13.0	-28.50	180.00	Horizontal	Horizontal	Pass
12121.813	-38.05	18.14	-13.0	-25.05	360.00	Horizontal	Horizontal	Pass
17376.948	-33.71	22.12	-13.0	-20.71	118.00	Horizontal	Horizontal	Pass

RSE-H&V EGPRS 1900 CH512



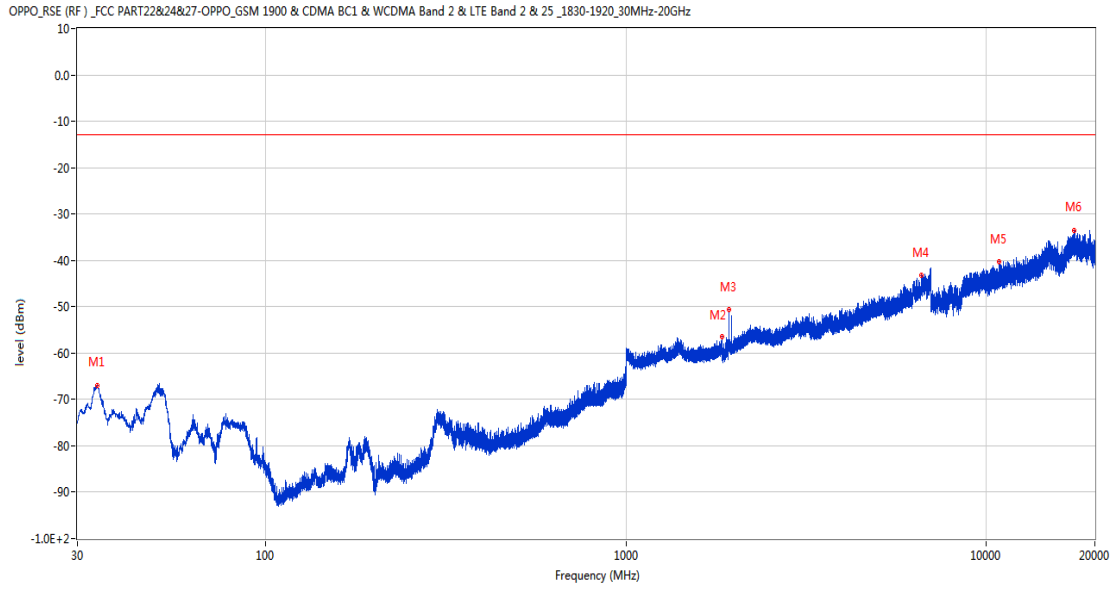
Frequency (MHz)	Result (dBm)	Factor (dB)	PK Limit (dBm)	Over Limit (dB)	Table (o)	ANT	EUT	Verdict
32.667	-71.12	-16.82	-13.0	-58.12	214.00	Horizontal	Vertical	Pass
1850.100	-48.12	-4.40	-13.0	-35.12	175.00	Horizontal	Vertical	N/A
1930.200	-56.69	-3.80	-13.0	-43.69	193.00	Horizontal	Vertical	N/A
6977.600	-41.60	13.86	-13.0	-28.60	225.00	Horizontal	Vertical	Pass
11757.838	-39.01	18.34	-13.0	-26.01	164.00	Horizontal	Vertical	Pass
17591.550	-33.42	22.06	-13.0	-20.42	206.00	Horizontal	Vertical	Pass

RSE-V&V EGPRS 1900 CH512



Frequency (MHz)	Result (dBm)	Factor (dB)	PK Limit (dBm)	Over Limit (dB)	Table (o)	ANT	EUT	Verdict
50.224	-69.78	-15.85	-13.0	-56.78	336.00	Vertical	Vertical	Pass
1850.200	-51.97	-4.40	-13.0	-38.97	222.00	Vertical	Vertical	N/A
1930.400	-51.53	-3.80	-13.0	-38.53	354.00	Vertical	Vertical	N/A
6305.400	-42.33	10.66	-13.0	-29.33	144.00	Vertical	Vertical	Pass
11155.237	-39.01	16.66	-13.0	-26.01	-3.00	Vertical	Vertical	Pass
17015.537	-33.63	20.75	-13.0	-20.63	219.00	Vertical	Vertical	Pass

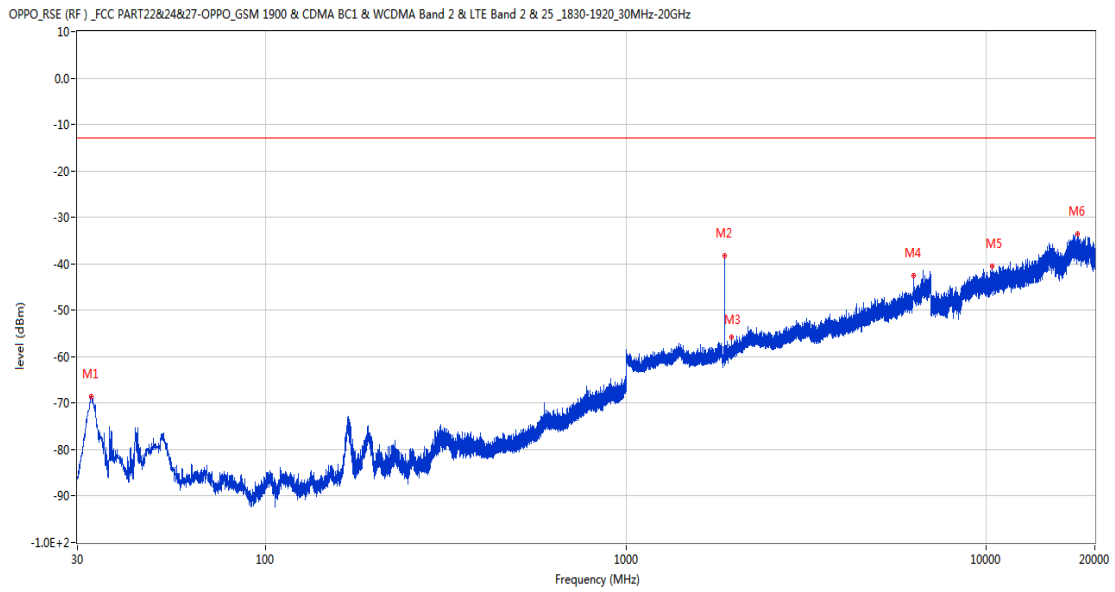
RSE-V&H EGPRS 1900 CH512



Frequency (MHz)	Result (dBm)	Factor (dB)	PK Limit (dBm)	Over Limit (dB)	Table (o)	ANT	EUT	Verdict
34.026	-66.98	-18.22	-13.0	-53.98	161.00	Vertical	Horizontal	Pass
1850.100	-56.34	-4.40	-13.0	-43.34	324.00	Vertical	Horizontal	N/A
1930.400	-50.62	-3.80	-13.0	-37.62	324.00	Vertical	Horizontal	N/A
6614.600	-43.26	12.34	-13.0	-30.26	360.00	Vertical	Horizontal	Pass
10859.400	-40.27	17.53	-13.0	-27.27	-3.00	Vertical	Horizontal	Pass
17558.925	-33.62	22.48	-13.0	-20.62	204.00	Vertical	Horizontal	Pass

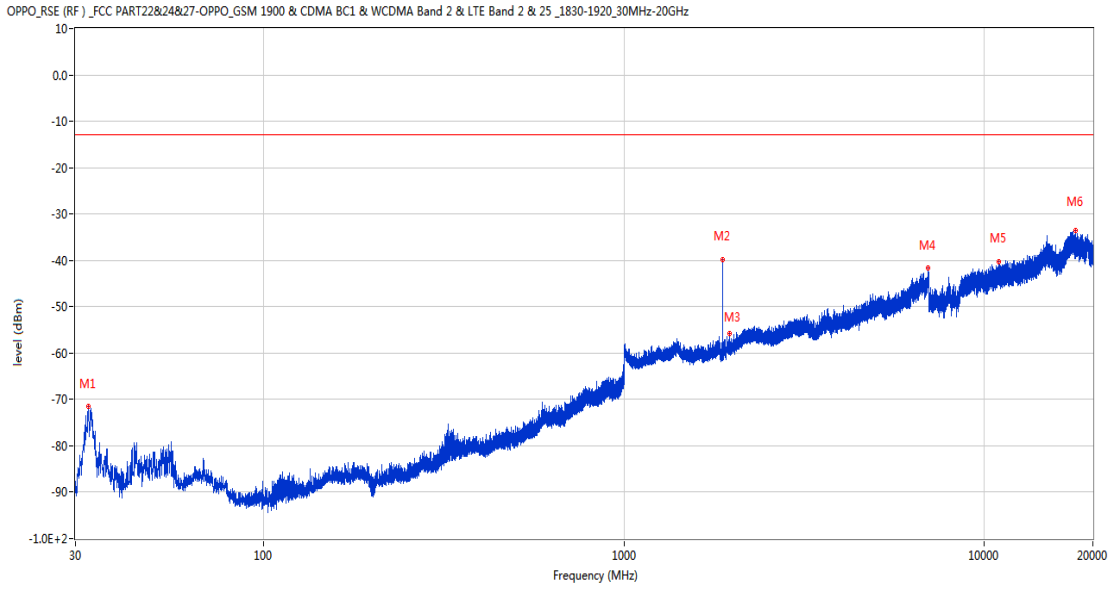
4.2 EGPRS 1900 Middle Channel

RSE-H&H EGPRS 1900 CH661



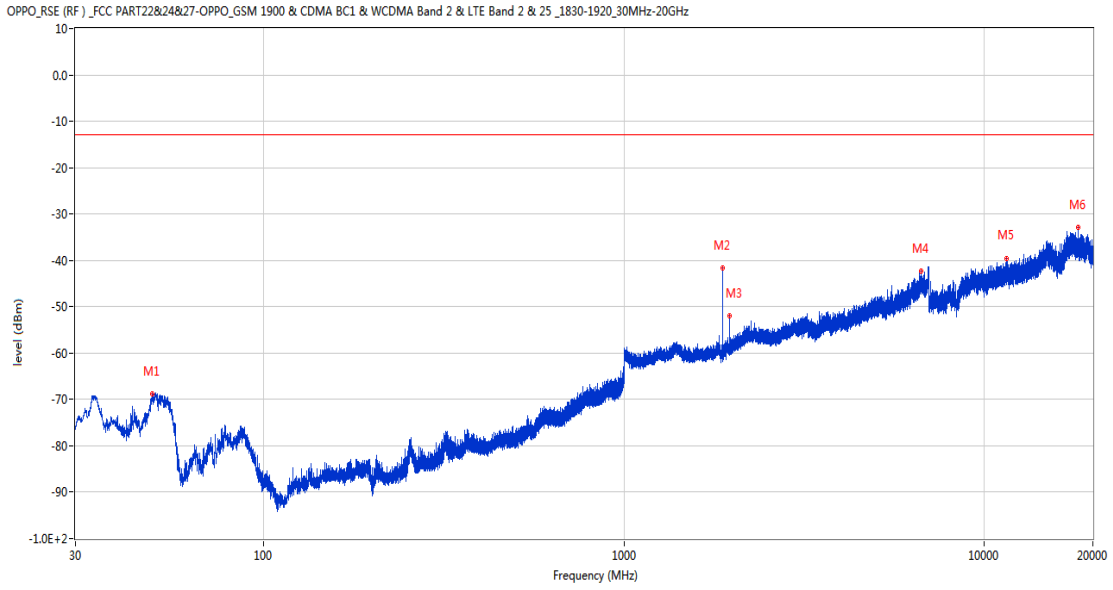
Frequency (MHz)	Result (dBm)	Factor (dB)	PK Limit (dBm)	Over Limit (dB)	Table (o)	ANT	EUT	Verdict
32.716	-68.47	-16.81	-13.0	-55.47	164.00	Horizontal	Horizontal	Pass
1880.000	-38.29	-4.03	-13.0	-25.29	165.00	Horizontal	Horizontal	N/A
1959.900	-55.67	-4.68	-13.0	-42.67	131.00	Horizontal	Horizontal	N/A
6272.800	-42.52	11.11	-13.0	-29.52	360.00	Horizontal	Horizontal	Pass
10358.000	-40.59	16.98	-13.0	-27.59	323.00	Horizontal	Horizontal	Pass
17871.761	-33.57	22.41	-13.0	-20.57	107.00	Horizontal	Horizontal	Pass

RSE-H&V EGPRS 1900 CH661



Frequency (MHz)	Result (dBm)	Factor (dB)	PK Limit (dBm)	Over Limit (dB)	Table (o)	ANT	EUT	Verdict
32.667	-71.46	-16.82	-13.0	-58.46	227.00	Horizontal	Vertical	Pass
1879.900	-39.83	-4.03	-13.0	-26.83	157.00	Horizontal	Vertical	N/A
1959.800	-55.75	-4.68	-13.0	-42.75	177.00	Horizontal	Vertical	N/A
6993.400	-41.67	13.66	-13.0	-28.67	137.00	Horizontal	Vertical	Pass
10990.788	-40.36	17.35	-13.0	-27.36	244.00	Horizontal	Vertical	Pass
17880.099	-33.65	22.65	-13.0	-20.65	360.00	Horizontal	Vertical	Pass

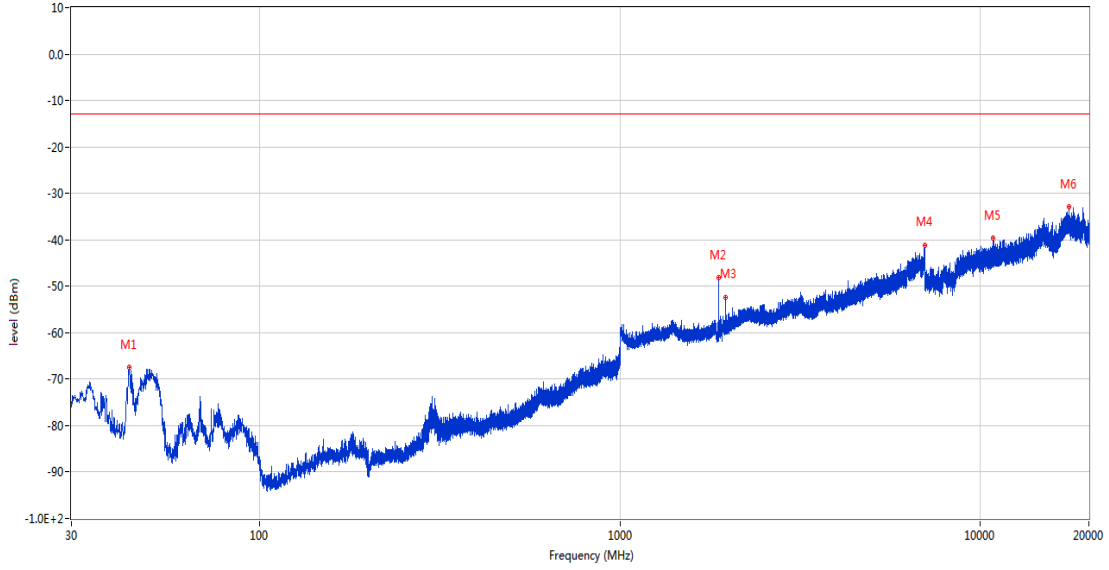
RSE-V&V EGPRS 1900 CH661



Frequency (MHz)	Result (dBm)	Factor (dB)	PK Limit (dBm)	Over Limit (dB)	Table (o)	ANT	EUT	Verdict
49.060	-68.87	-16.20	-13.0	-55.87	278.00	Vertical	Vertical	Pass
1880.000	-41.68	-4.03	-13.0	-28.68	239.00	Vertical	Vertical	N/A
1960.000	-52.05	-4.68	-13.0	-39.05	108.00	Vertical	Vertical	N/A
6686.600	-42.39	11.98	-13.0	-29.39	151.00	Vertical	Vertical	Pass
11513.175	-39.63	17.60	-13.0	-26.63	363.00	Vertical	Vertical	Pass
18199.462	-32.90	22.31	-13.0	-19.90	-3.00	Vertical	Vertical	Pass

RSE-V&H EGPRS 1900 CH661

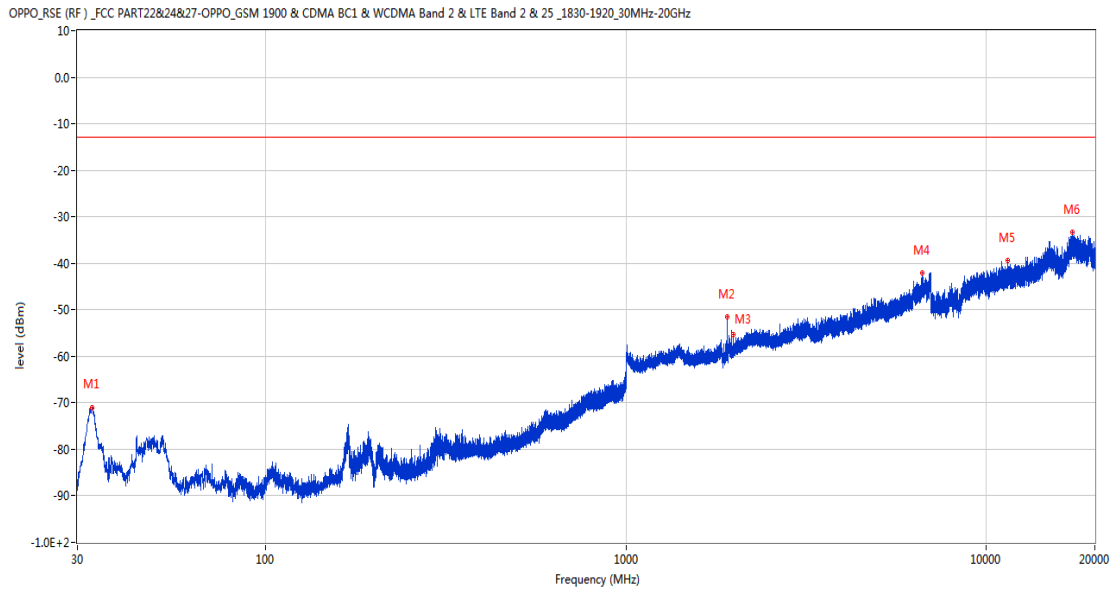
OPPO_RSE (RF) _FCC PART22&24&27-OPPO_GSM 1900 & CDMA BC1 & WCDMA Band 2 & LTE Band 2 & 25 _1830-1920_30MHz-20GHz



Frequency (MHz)	Result (dBm)	Factor (dB)	PK Limit (dBm)	Over Limit (dB)	Table (o)	ANT	EUT	Verdict
43.434	-67.46	-15.54	-13.0	-54.46	328.00	Vertical	Horizontal	Pass
1880.000	-48.21	-4.03	-13.0	-35.21	340.00	Vertical	Horizontal	N/A
1959.800	-52.36	-4.68	-13.0	-39.36	3.00	Vertical	Horizontal	N/A
6995.000	-41.09	13.57	-13.0	-28.09	308.00	Vertical	Horizontal	Pass
10867.450	-39.64	17.38	-13.0	-26.64	6.00	Vertical	Horizontal	Pass
17590.100	-32.78	22.08	-13.0	-19.78	43.00	Vertical	Horizontal	Pass

4.3 EGPRS 1900 High Channel

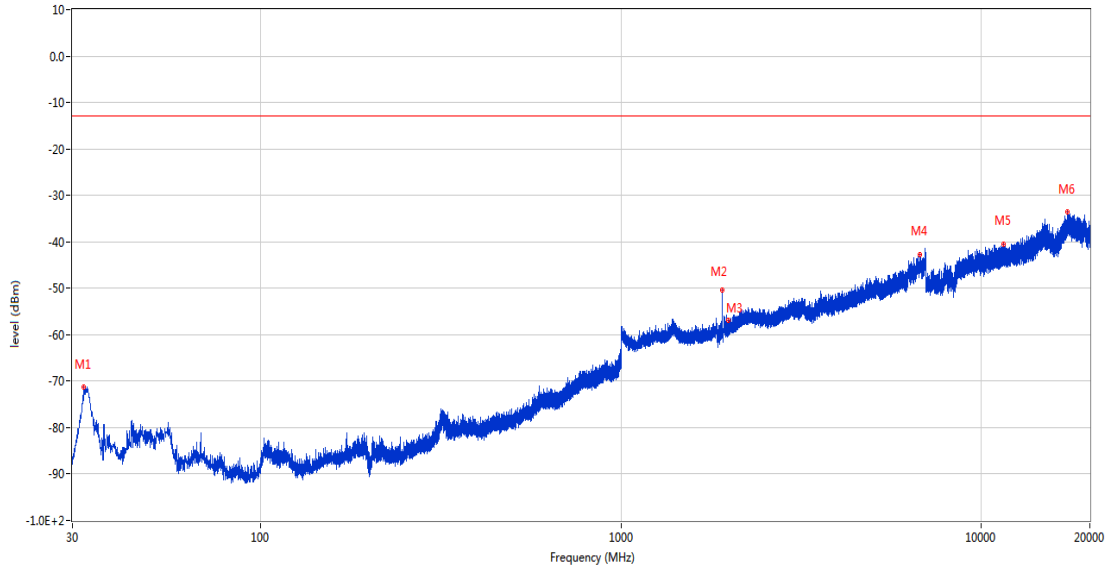
RSE-H&H EGPRS 1900 CH810



Frequency (MHz)	Result (dBm)	Factor (dB)	PK Limit (dBm)	Over Limit (dB)	Table (o)	ANT	EUT	Verdict
33.007	-70.98	-16.81	-13.0	-57.98	132.00	Horizontal	Horizontal	Pass
1909.700	-51.54	-3.79	-13.0	-38.54	232.00	Horizontal	Horizontal	N/A
1986.500	-55.44	-4.47	-13.0	-42.44	250.00	Horizontal	Horizontal	N/A
6639.600	-42.17	12.06	-13.0	-29.17	225.00	Horizontal	Horizontal	Pass
11488.162	-39.46	17.73	-13.0	-26.46	115.00	Horizontal	Horizontal	Pass
17375.863	-33.33	22.08	-13.0	-20.33	109.00	Horizontal	Horizontal	Pass

RSE-H&V EGPRS 1900 CH810

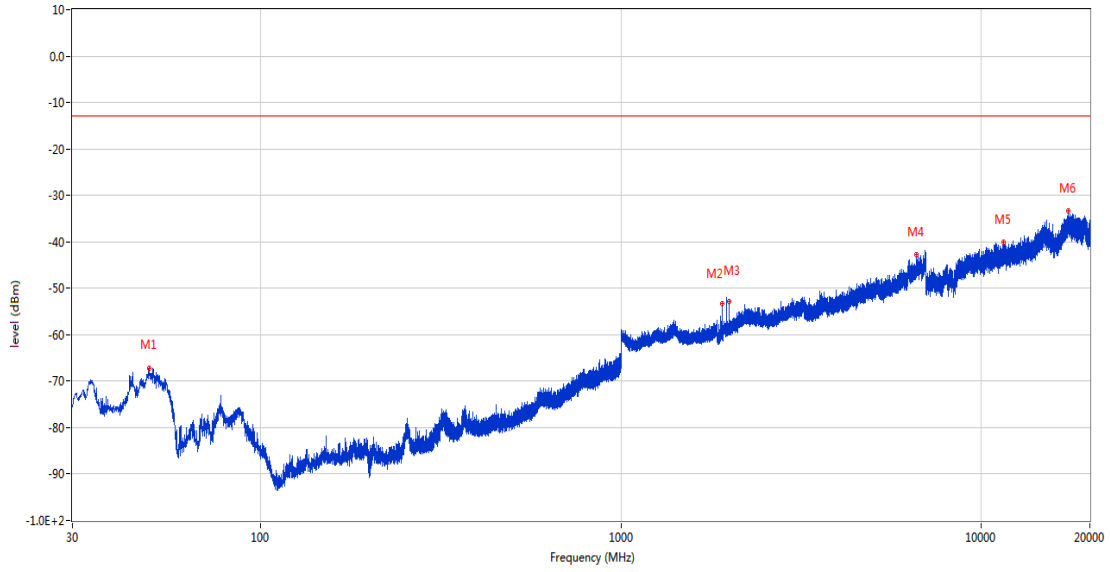
OPPO_RSE (RF) _FCC PART22&24&27-OPPO_GSM 1900 & CDMA BC1 & WCDMA Band 2 & LTE Band 2 & 25 _1830-1920_30MHz-20GHz



Frequency (MHz)	Result (dBm)	Factor (dB)	PK Limit (dBm)	Over Limit (dB)	Table (o)	ANT	EUT	Verdict
32.279	-71.35	-16.83	-13.0	-58.35	156.00	Horizontal	Vertical	Pass
1909.600	-50.43	-3.79	-13.0	-37.43	353.00	Horizontal	Vertical	N/A
1986.500	-56.81	-4.47	-13.0	-43.81	157.00	Horizontal	Vertical	N/A
6733.400	-42.80	11.82	-13.0	-29.80	215.00	Horizontal	Vertical	Pass
11545.375	-40.60	17.09	-13.0	-27.60	247.00	Horizontal	Vertical	Pass
17329.099	-33.49	21.08	-13.0	-20.49	167.00	Horizontal	Vertical	Pass

RSE-V&V EGPRS 1900 CH810

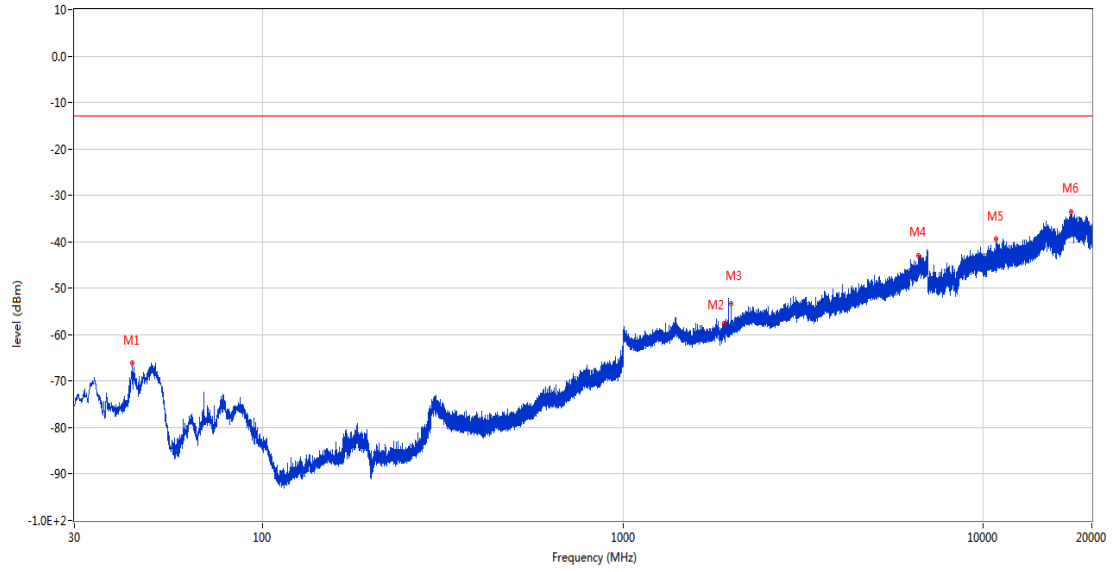
OPPO_RSE (RF)_FCC PART22&24&27-OPPO_GSM 1900 & CDMA BC1 & WCDMA Band 2 & LTE Band 2 & 25_1830-1920_30MHz-20GHz



Frequency (MHz)	Result (dBm)	Factor (dB)	PK Limit (dBm)	Over Limit (dB)	Table (o)	ANT	EUT	Verdict
48.915	-67.13	-16.28	-13.0	-54.13	360.00	Vertical	Vertical	Pass
1909.800	-53.26	-3.79	-13.0	-40.26	250.00	Vertical	Vertical	N/A
1989.700	-52.87	-4.45	-13.0	-39.87	0.00	Vertical	Vertical	N/A
6612.800	-42.86	12.34	-13.0	-29.86	77.00	Vertical	Vertical	Pass
11490.463	-40.01	17.74	-13.0	-27.01	-3.00	Vertical	Vertical	Pass
17426.250	-33.40	22.50	-13.0	-20.40	217.00	Vertical	Vertical	Pass

RSE-V&H EGPRS 1900 CH810

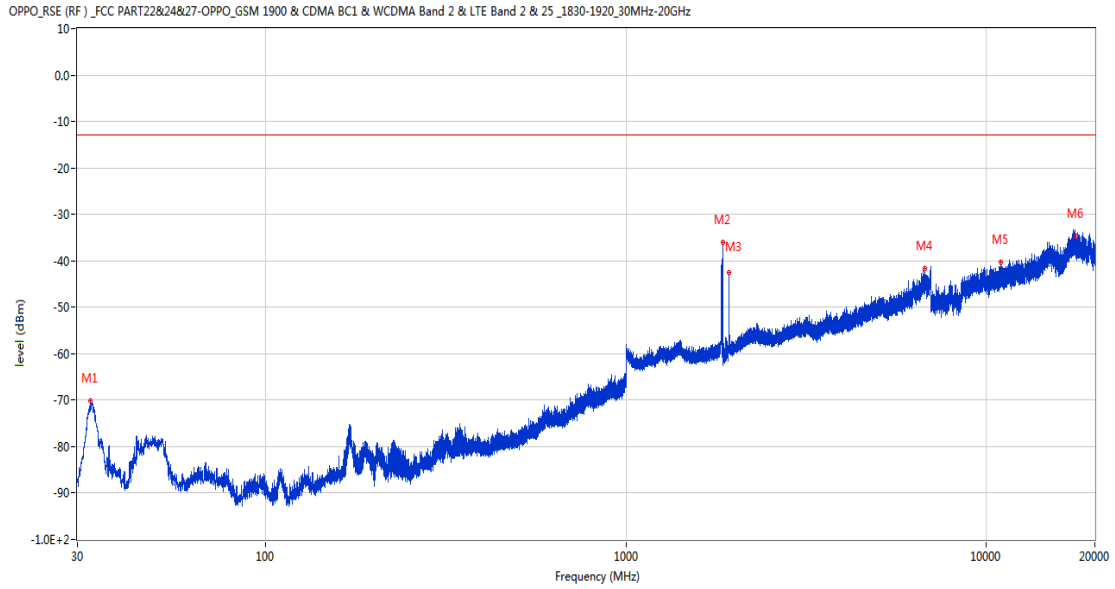
OPPO_RSE (RF) _FCC PART22&24&27-OPPO_GSM 1900 & CDMA BC1 & WCDMA Band 2 & LTE Band 2 & 25 _1830-1920_30MHz-20GHz



Frequency (MHz)	Result (dBm)	Factor (dB)	PK Limit (dBm)	Over Limit (dB)	Table (o)	ANT	EUT	Verdict
43.386	-66.19	-15.63	-13.0	-53.19	266.00	Vertical	Horizontal	Pass
1909.700	-57.68	-3.79	-13.0	-44.68	61.00	Vertical	Horizontal	N/A
1989.700	-53.35	-4.45	-13.0	-40.35	228.00	Vertical	Horizontal	N/A
6598.600	-42.98	11.38	-13.0	-29.98	4.00	Vertical	Horizontal	Pass
10856.813	-39.49	17.57	-13.0	-26.49	26.00	Vertical	Horizontal	Pass
17473.374	-33.47	21.71	-13.0	-20.47	193.00	Vertical	Horizontal	Pass

WCDMA
 5 WCDMA Band 2
 5.1 WCDMA Band 2 Low Channel

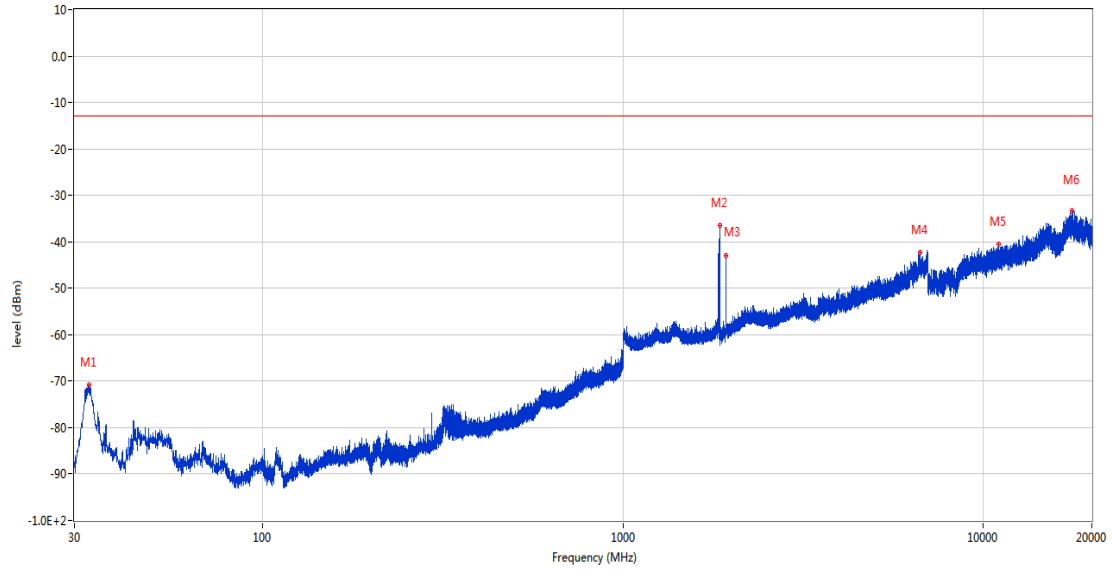
RSE-H&H WCDMA Band 2 CH9262



Frequency (MHz)	Result (dBm)	Factor (dB)	PK Limit (dBm)	Over Limit (dB)	Table (o)	ANT	EUT	Verdict
32.571	-70.09	-16.82	-13.0	-57.09	126.00	Horizontal	Horizontal	Pass
1853.100	-36.04	-4.37	-13.0	-23.04	100.00	Horizontal	Horizontal	N/A
1931.100	-42.57	-3.80	-13.0	-29.57	164.00	Horizontal	Horizontal	N/A
6754.600	-41.72	11.68	-13.0	-28.72	92.00	Horizontal	Horizontal	Pass
10977.563	-40.22	17.13	-13.0	-27.22	270.00	Horizontal	Horizontal	Pass
17732.925	-34.63	21.45	-13.0	-21.63	95.00	Horizontal	Horizontal	Pass

RSE-H&V WCDMA Band 2 CH9262

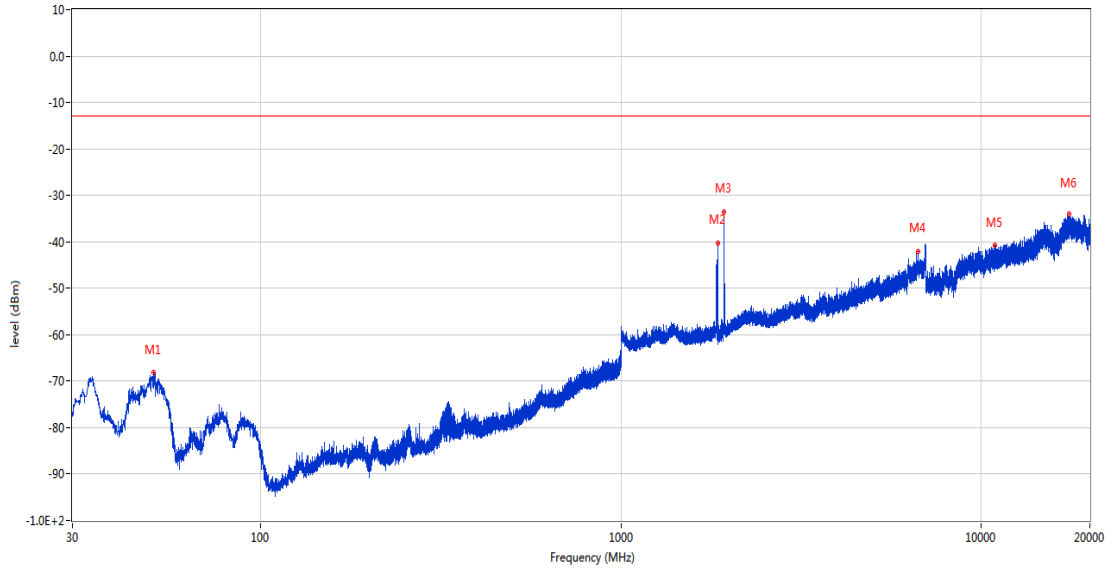
OPPO_RSE (RF) _FCC PART22&24&27-OPPO_GSM 1900 & CDMA BC1 & WCDMA Band 2 & LTE Band 2 & 25 _1830-1920_30MHz-20GHz



Frequency (MHz)	Result (dBm)	Factor (dB)	PK Limit (dBm)	Over Limit (dB)	Table (o)	ANT	EUT	Verdict
32.861	-70.88	-16.81	-13.0	-57.88	198.00	Horizontal	Vertical	Pass
1853.500	-36.51	-4.36	-13.0	-23.51	166.00	Horizontal	Vertical	N/A
1933.300	-42.90	-3.80	-13.0	-29.90	166.00	Horizontal	Vertical	N/A
6657.600	-42.42	11.51	-13.0	-29.42	100.00	Horizontal	Vertical	Pass
11039.950	-40.47	16.68	-13.0	-27.47	99.00	Horizontal	Vertical	Pass
17591.912	-33.43	22.06	-13.0	-20.43	153.00	Horizontal	Vertical	Pass

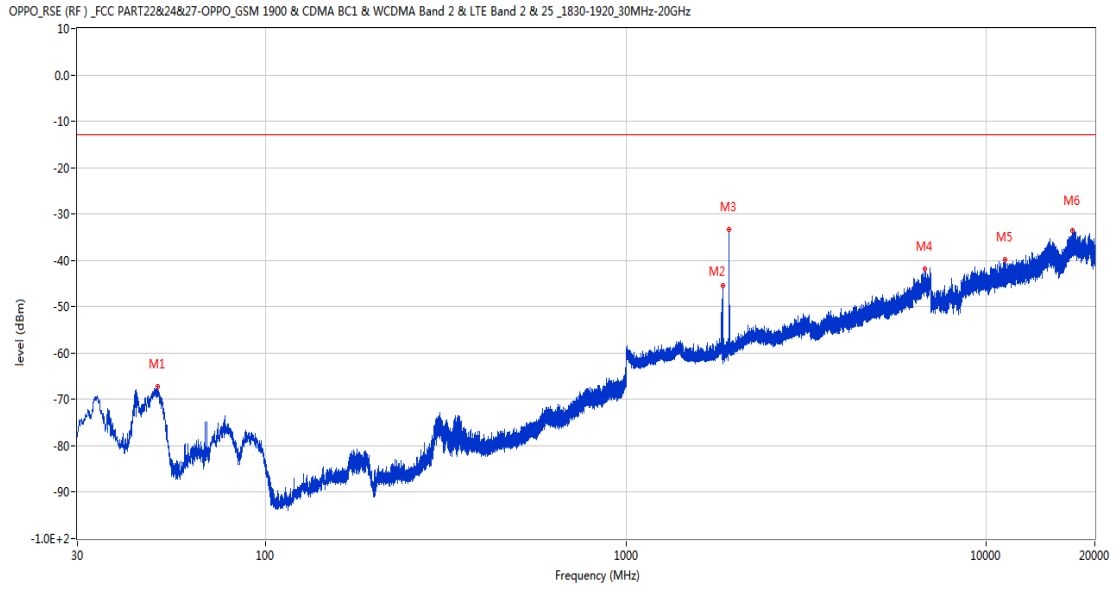
RSE-V&V WCDMA Band 2 CH9262

OPPO_RSE (RF)_FCC PART22&24&27-OPPO_GSM 1900 & CDMA BC1 & WCDMA Band 2 & LTE Band 2 & 25_1830-1920_30MHz-20GHz



Frequency (MHz)	Result (dBm)	Factor (dB)	PK Limit (dBm)	Over Limit (dB)	Table (o)	ANT	EUT	Verdict
50.322	-68.16	-15.86	-13.0	-55.16	275.00	Vertical	Vertical	Pass
1853.300	-40.29	-4.36	-13.0	-27.29	232.00	Vertical	Vertical	N/A
1931.000	-33.48	-3.80	-13.0	-20.48	360.00	Vertical	Vertical	N/A
6678.600	-42.01	11.76	-13.0	-29.01	69.00	Vertical	Vertical	Pass
10877.799	-40.71	17.18	-13.0	-27.71	251.00	Vertical	Vertical	Pass
17472.287	-34.11	21.72	-13.0	-21.11	269.00	Vertical	Vertical	Pass

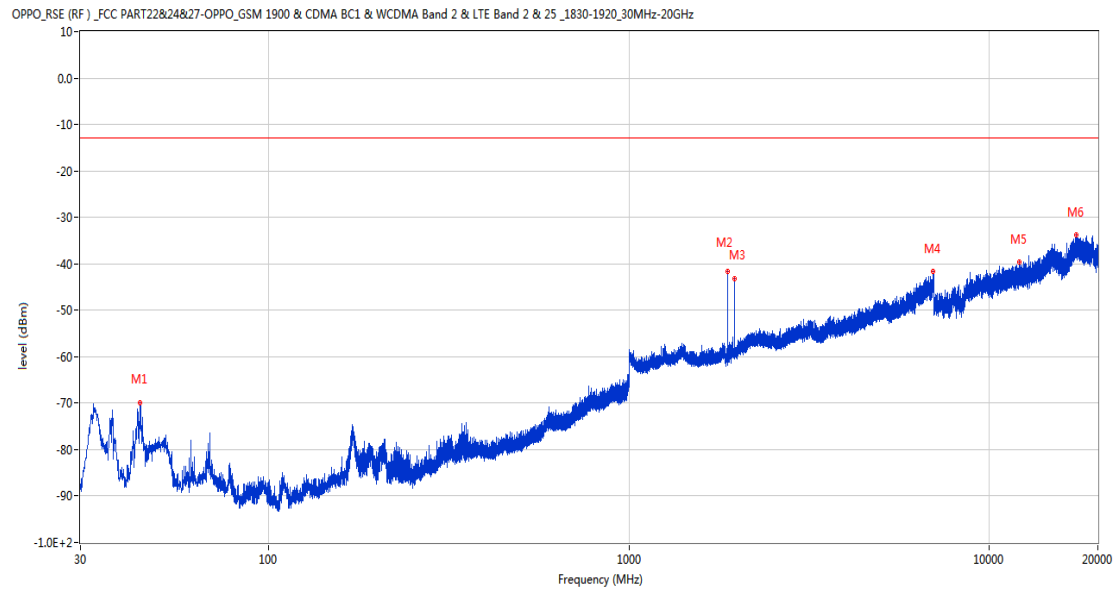
RSE-V&H WCDMA Band 2 CH9262



Frequency (MHz)	Result (dBm)	Factor (dB)	PK Limit (dBm)	Over Limit (dB)	Table (o)	ANT	EUT	Verdict
49.982	-67.33	-15.84	-13.0	-54.33	219.00	Vertical	Horizontal	Pass
1853.400	-45.43	-4.36	-13.0	-32.43	29.00	Vertical	Horizontal	N/A
1931.000	-33.37	-3.80	-13.0	-20.37	360.00	Vertical	Horizontal	N/A
6754.400	-41.91	11.67	-13.0	-28.91	329.00	Vertical	Horizontal	Pass
11262.188	-39.88	16.84	-13.0	-26.88	360.00	Vertical	Horizontal	Pass
17338.526	-33.49	21.08	-13.0	-20.49	22.00	Vertical	Horizontal	Pass

5.2 WCDMA Band 2 Middle Channel

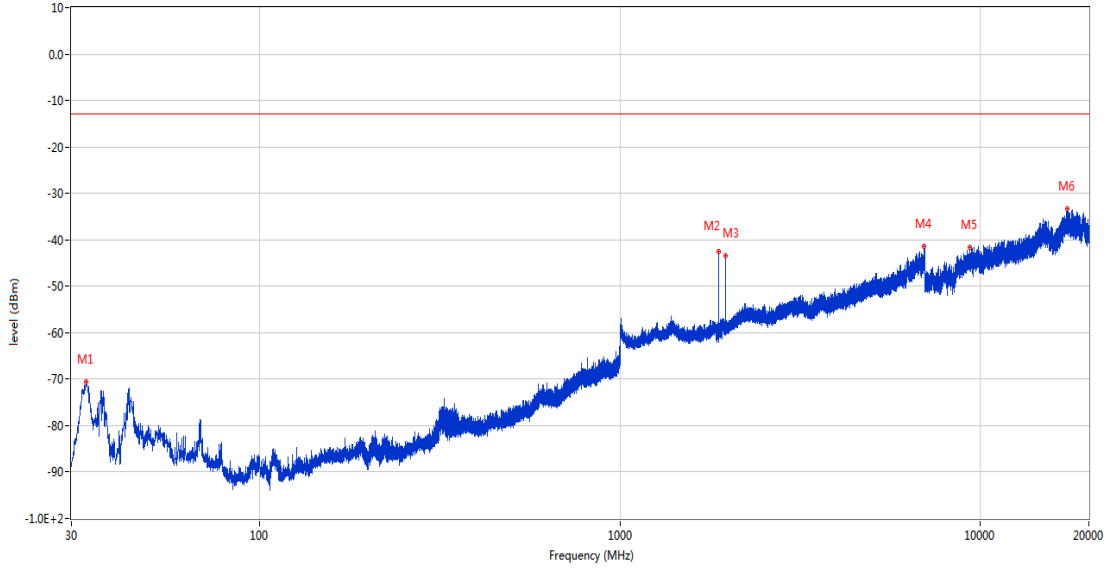
RSE-H&H WCDMA Band 2 CH9400



Frequency (MHz)	Result (dBm)	Factor (dB)	PK Limit (dBm)	Over Limit (dB)	Table (o)	ANT	EUT	Verdict
43.968	-69.87	-14.58	-13.0	-56.87	0.00	Horizontal	Horizontal	Pass
1878.900	-41.71	-4.05	-13.0	-28.71	190.00	Horizontal	Horizontal	N/A
1959.700	-43.30	-4.68	-13.0	-30.30	212.00	Horizontal	Horizontal	N/A
6982.400	-41.58	13.89	-13.0	-28.58	168.00	Horizontal	Horizontal	Pass
12108.588	-39.62	18.16	-13.0	-26.62	102.00	Horizontal	Horizontal	Pass
17405.225	-33.73	22.70	-13.0	-20.73	217.00	Horizontal	Horizontal	Pass

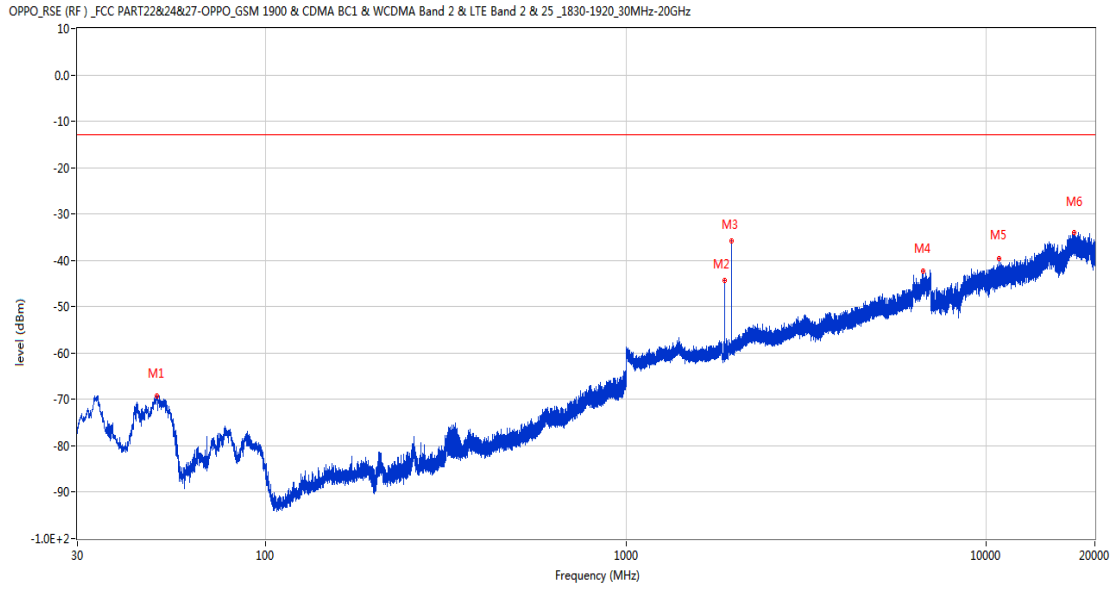
RSE-H&V WCDMA Band 2 CH9400

OPPO_RSE (RF) _FCC PART22&24&27-OPPO_GSM 1900 & CDMA BC1 & WCDMA Band 2 & LTE Band 2 & 25 _1830-1920_30MHz-20GHz



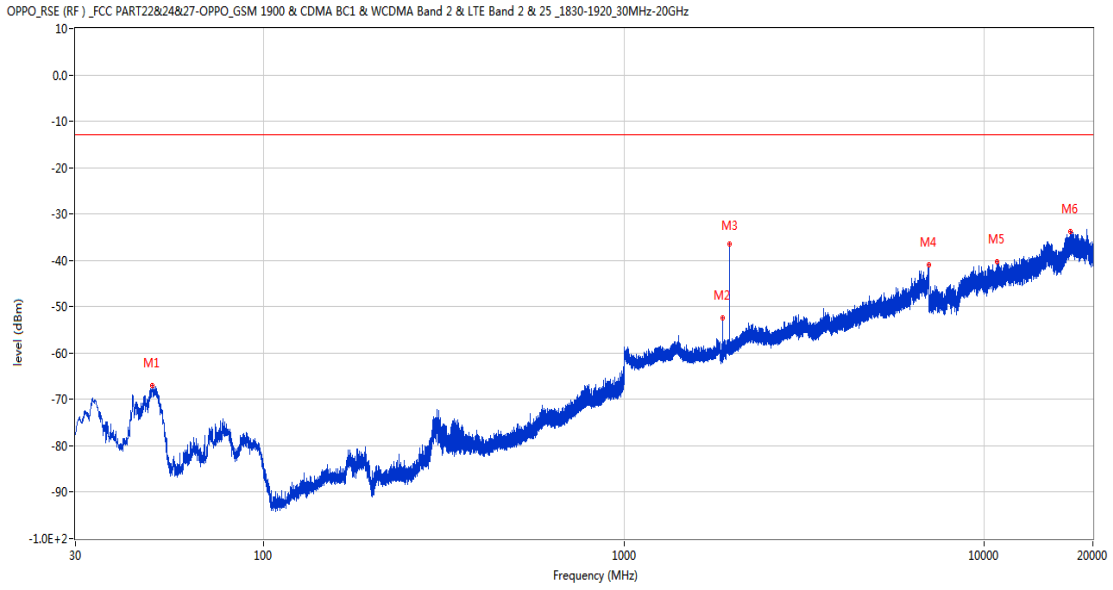
Frequency (MHz)	Result (dBm)	Factor (dB)	PK Limit (dBm)	Over Limit (dB)	Table (o)	ANT	EUT	Verdict
32.959	-70.64	-16.80	-13.0	-57.64	174.00	Horizontal	Vertical	Pass
1878.600	-42.62	-4.05	-13.0	-29.62	176.00	Horizontal	Vertical	N/A
1958.600	-43.50	-4.67	-13.0	-30.50	131.00	Horizontal	Vertical	N/A
6968.600	-41.40	13.41	-13.0	-28.40	236.00	Horizontal	Vertical	Pass
9331.625	-41.69	15.39	-13.0	-28.69	348.00	Horizontal	Vertical	Pass
17381.300	-33.33	22.26	-13.0	-20.33	279.00	Horizontal	Vertical	Pass

RSE-V&V WCDMA Band 2 CH9400



Frequency (MHz)	Result (dBm)	Factor (dB)	PK Limit (dBm)	Over Limit (dB)	Table (o)	ANT	EUT	Verdict
49.934	-69.27	-15.86	-13.0	-56.27	276.00	Vertical	Vertical	Pass
1879.200	-44.44	-4.04	-13.0	-31.44	252.00	Vertical	Vertical	N/A
1958.500	-35.74	-4.67	-13.0	-22.74	118.00	Vertical	Vertical	N/A
6675.200	-42.30	11.70	-13.0	-29.30	240.00	Vertical	Vertical	Pass
10859.112	-39.69	17.53	-13.0	-26.69	98.00	Vertical	Vertical	Pass
17474.824	-33.96	21.71	-13.0	-20.96	219.00	Vertical	Vertical	Pass

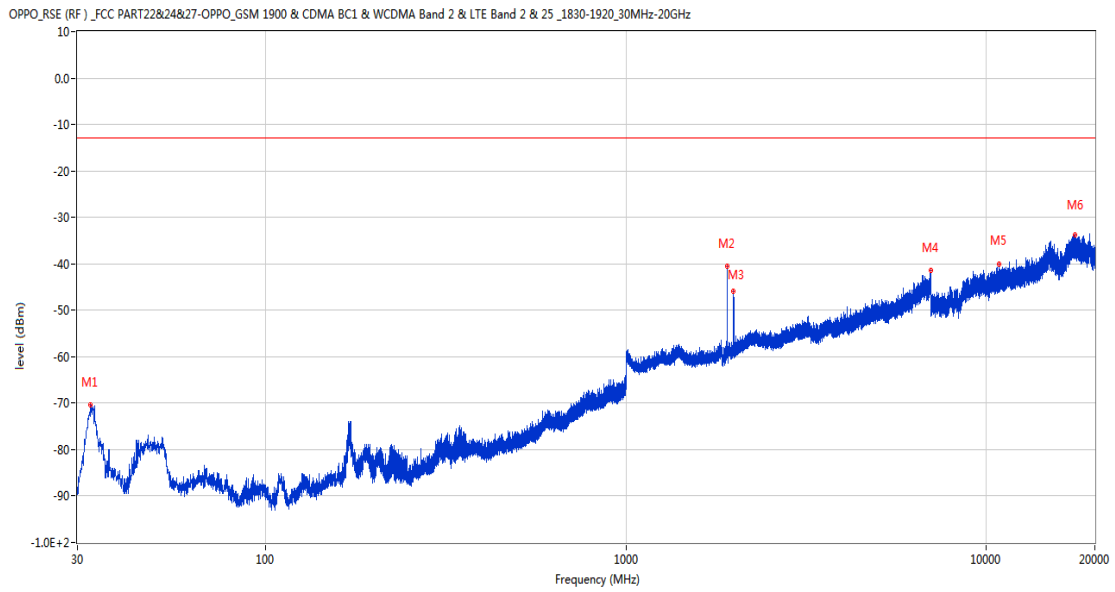
RSE-V&H WCDMA Band 2 CH9400



Frequency (MHz)	Result (dBm)	Factor (dB)	PK Limit (dBm)	Over Limit (dB)	Table (o)	ANT	EUT	Verdict
49.012	-67.11	-16.23	-13.0	-54.11	303.00	Vertical	Horizontal	Pass
1879.100	-52.49	-4.04	-13.0	-39.49	330.00	Vertical	Horizontal	N/A
1961.000	-36.49	-4.70	-13.0	-23.49	80.00	Vertical	Horizontal	N/A
6998.000	-41.02	13.63	-13.0	-28.02	215.00	Vertical	Horizontal	Pass
10864.575	-40.22	17.43	-13.0	-27.22	305.00	Vertical	Horizontal	Pass
17354.476	-33.85	21.38	-13.0	-20.85	187.00	Vertical	Horizontal	Pass

5.3 WCDMA Band 2 High Channel

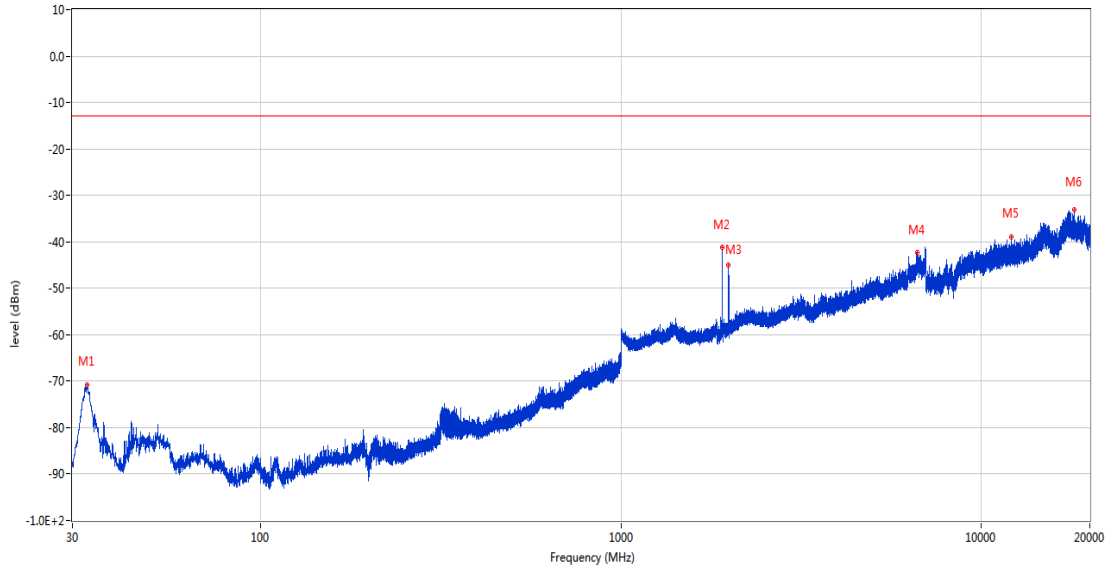
RSE-H&H WCDMA Band 2 CH9538



Frequency (MHz)	Result (dBm)	Factor (dB)	PK Limit (dBm)	Over Limit (dB)	Table (o)	ANT	EUT	Verdict
32.619	-70.48	-16.82	-13.0	-57.48	171.00	Horizontal	Horizontal	Pass
1906.200	-40.57	-3.79	-13.0	-27.57	192.00	Horizontal	Horizontal	N/A
1988.300	-45.97	-4.47	-13.0	-32.97	192.00	Horizontal	Horizontal	N/A
6999.200	-41.50	13.65	-13.0	-28.50	5.00	Horizontal	Horizontal	Pass
10857.675	-39.98	17.55	-13.0	-26.98	-3.00	Horizontal	Horizontal	Pass
17618.012	-33.83	21.81	-13.0	-20.83	363.00	Horizontal	Horizontal	Pass

RSE-H&V WCDMA Band 2 CH9538

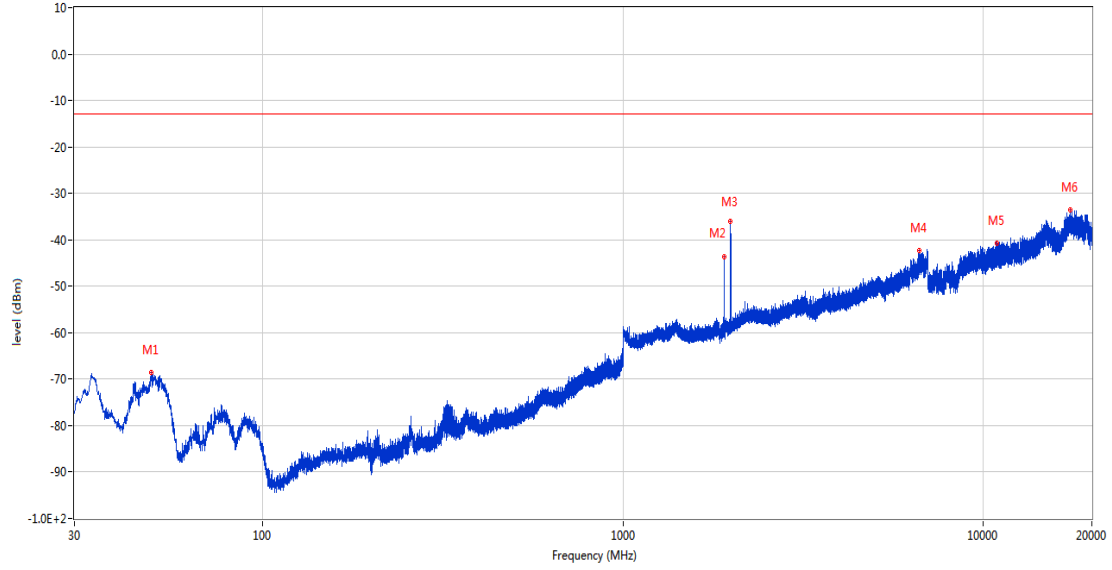
OPPO_RSE (RF) _FCC PART22&24&27-OPPO_GSM 1900 & CDMA BC1 & WCDMA Band 2 & LTE Band 2 & 25 _1830-1920_30MHz-20GHz



Frequency (MHz)	Result (dBm)	Factor (dB)	PK Limit (dBm)	Over Limit (dB)	Table (o)	ANT	EUT	Verdict
32.910	-70.87	-16.81	-13.0	-57.87	-2.00	Horizontal	Vertical	Pass
1906.000	-41.13	-3.79	-13.0	-28.13	343.00	Horizontal	Vertical	N/A
1988.200	-45.01	-4.47	-13.0	-32.01	161.00	Horizontal	Vertical	N/A
6620.400	-42.38	12.03	-13.0	-29.38	58.00	Horizontal	Vertical	Pass
12099.675	-38.93	18.17	-13.0	-25.93	154.00	Horizontal	Vertical	Pass
18084.911	-33.03	22.43	-13.0	-20.03	87.00	Horizontal	Vertical	Pass

RSE-V&V WCDMA Band 2 CH9538

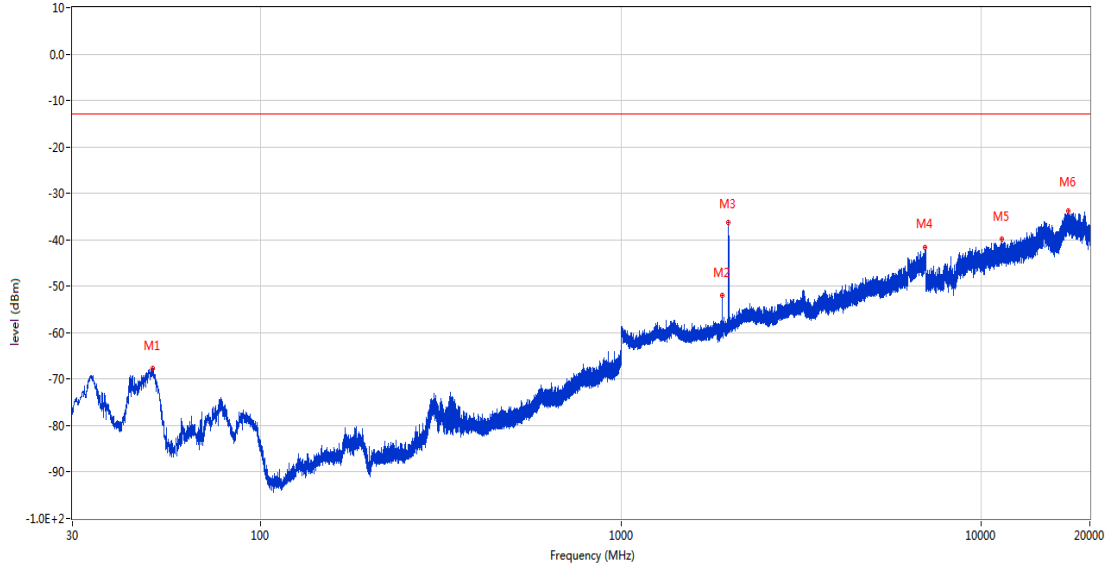
OPPO_RSE (RF) _FCC PART22&24&27-OPPO_GSM 1900 & CDMA BC1 & WCDMA Band 2 & LTE Band 2 & 25 _1830-1920_30MHz-20GHz



Frequency (MHz)	Result (dBm)	Factor (dB)	PK Limit (dBm)	Over Limit (dB)	Table (o)	ANT	EUT	Verdict
49.109	-68.57	-16.18	-13.0	-55.57	311.00	Vertical	Vertical	Pass
1906.400	-43.73	-3.79	-13.0	-30.73	238.00	Vertical	Vertical	N/A
1987.900	-36.08	-4.47	-13.0	-23.08	1.00	Vertical	Vertical	N/A
6630.600	-42.36	12.14	-13.0	-29.36	104.00	Vertical	Vertical	Pass
10911.150	-40.78	17.64	-13.0	-27.78	264.00	Vertical	Vertical	Pass
17467.937	-33.59	21.73	-13.0	-20.59	360.00	Vertical	Vertical	Pass

RSE-V&H WCDMA Band 2 CH9538

OPPO_RSE (RF) _FCC PART22&24&27-OPPO_GSM 1900 & CDMA BC1 & WCDMA Band 2 & LTE Band 2 & 25 _1830-1920_30MHz-20GHz

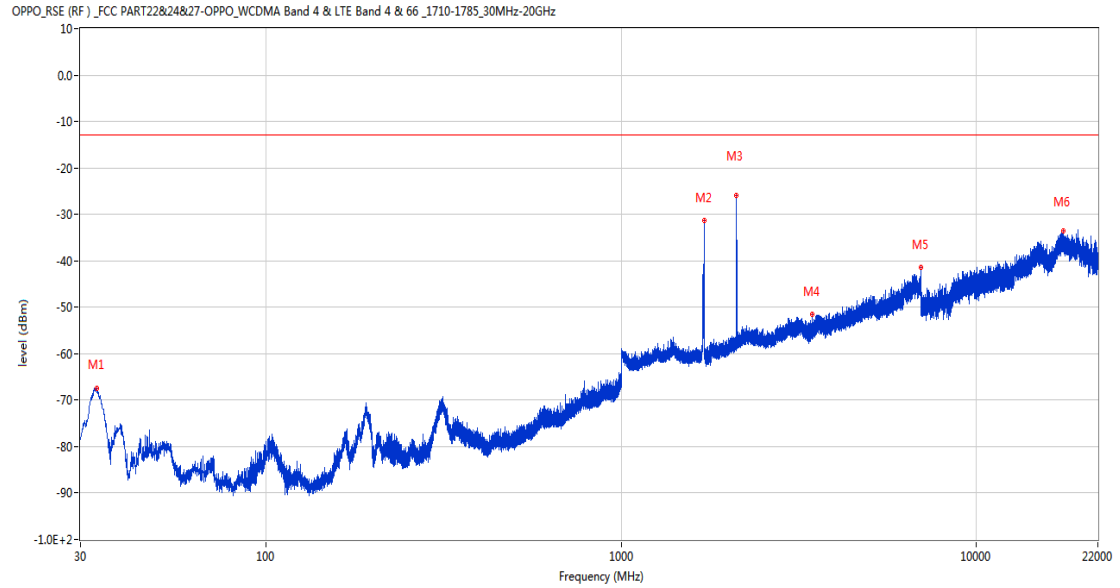


Frequency (MHz)	Result (dBm)	Factor (dB)	PK Limit (dBm)	Over Limit (dB)	Table (o)	ANT	EUT	Verdict
49.982	-67.71	-15.84	-13.0	-54.71	250.00	Vertical	Horizontal	Pass
1906.100	-51.91	-3.79	-13.0	-38.91	29.00	Vertical	Horizontal	N/A
1986.700	-36.24	-4.47	-13.0	-23.24	7.00	Vertical	Horizontal	N/A
6985.000	-41.56	13.71	-13.0	-28.56	103.00	Vertical	Horizontal	Pass
11368.563	-39.76	17.00	-13.0	-26.76	363.00	Vertical	Horizontal	Pass
17433.137	-33.75	22.32	-13.0	-20.75	224.00	Vertical	Horizontal	Pass

6 WCDMA Band 4

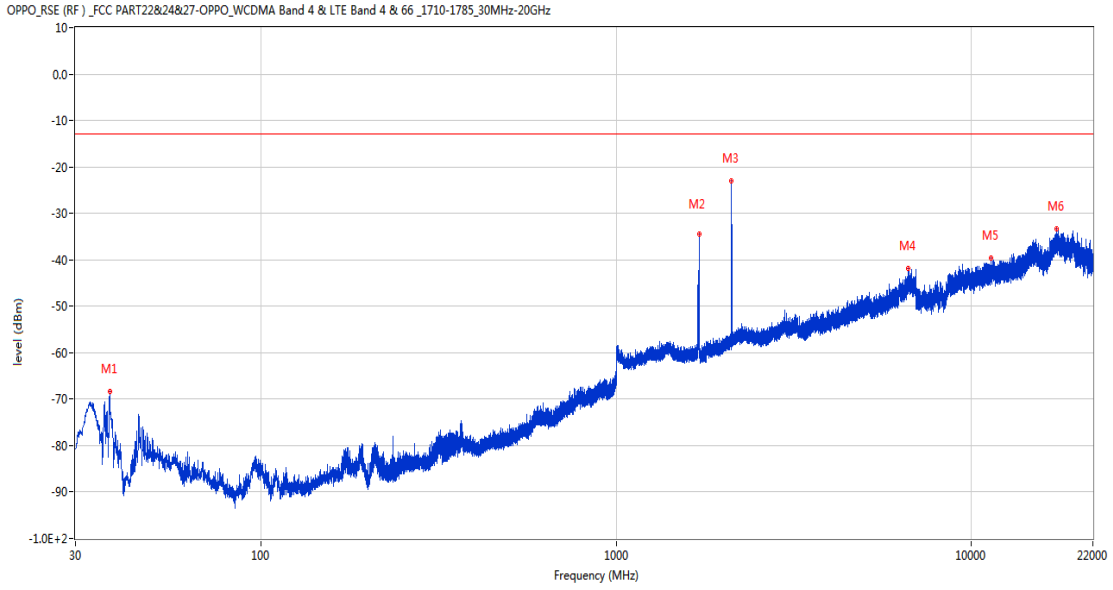
6.1 WCDMA Band 4 Low Channel

RSE-H&H WCDMA Band 4 CH1312



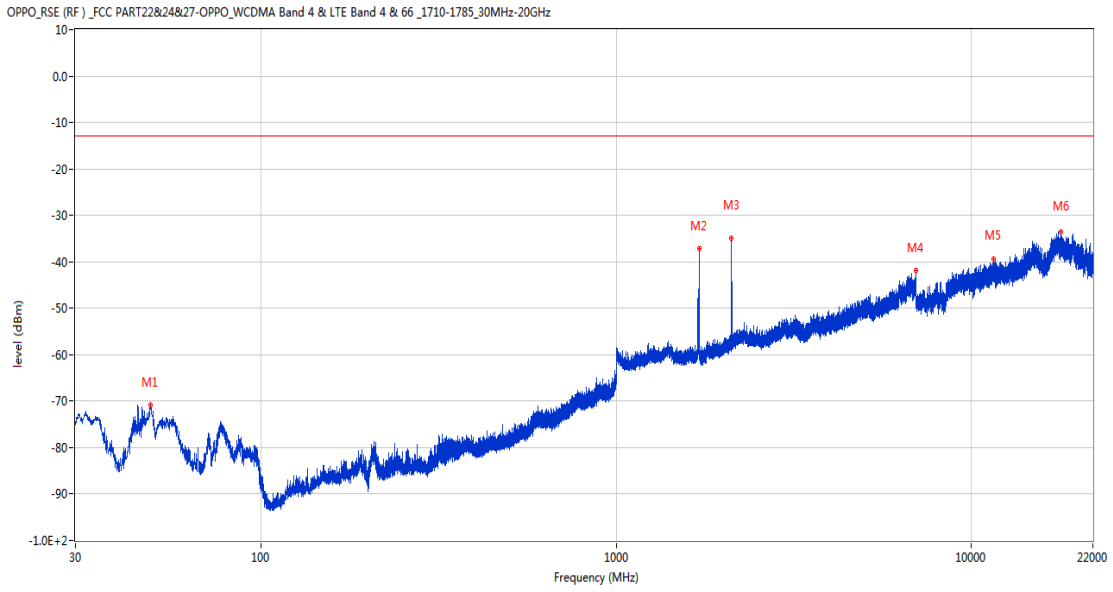
Frequency (MHz)	Result (dBm)	Factor (dB)	PK Limit (dBm)	Over Limit (dB)	Table (o)	ANT	EUT	Verdict
33.298	-67.40	-17.21	-13.0	-54.40	156.00	Horizontal	Horizontal	Pass
1713.600	-31.37	-4.53	-13.0	-18.37	119.00	Horizontal	Horizontal	N/A
2113.500	-25.86	-2.88	-13.0	-12.86	107.00	Horizontal	Horizontal	N/A
3453.200	-51.55	2.29	-13.0	-38.55	131.00	Horizontal	Horizontal	Pass
6997.200	-41.46	13.61	-13.0	-28.46	263.00	Horizontal	Horizontal	Pass
17618.276	-33.58	21.81	-13.0	-20.58	128.00	Horizontal	Horizontal	Pass

RSE-H&V WCDMA Band 4 CH1312



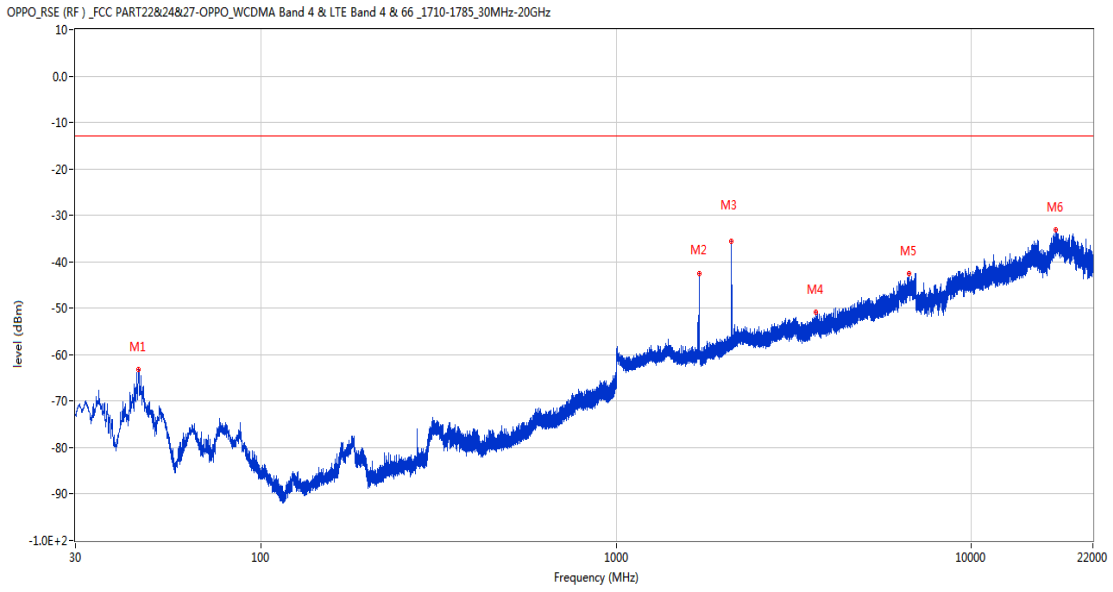
Frequency (MHz)	Result (dBm)	Factor (dB)	PK Limit (dBm)	Over Limit (dB)	Table (o)	ANT	EUT	Verdict
37.469	-68.38	-19.32	-13.0	-55.38	295.00	Horizontal	Vertical	Pass
1713.600	-34.48	-4.53	-13.0	-21.48	191.00	Horizontal	Vertical	N/A
2113.800	-22.99	-2.89	-13.0	-9.99	215.00	Horizontal	Vertical	N/A
6638.800	-41.83	12.08	-13.0	-28.83	80.00	Horizontal	Vertical	Pass
11354.188	-39.68	17.17	-13.0	-26.68	238.00	Horizontal	Vertical	Pass
17384.712	-33.35	22.34	-13.0	-20.35	40.00	Horizontal	Vertical	Pass

RSE-V&V WCDMA Band 4 CH1312



Frequency (MHz)	Result (dBm)	Factor (dB)	PK Limit (dBm)	Over Limit (dB)	Table (o)	ANT	EUT	Verdict
48.721	-70.92	-16.43	-13.0	-57.92	288.00	Vertical	Vertical	Pass
1713.500	-37.24	-4.53	-13.0	-24.24	226.00	Vertical	Vertical	N/A
2112.200	-34.96	-2.86	-13.0	-21.96	141.00	Vertical	Vertical	N/A
6990.200	-41.75	13.47	-13.0	-28.75	63.00	Vertical	Vertical	Pass
11540.775	-39.50	17.11	-13.0	-26.50	190.00	Vertical	Vertical	Pass
17875.886	-33.57	22.53	-13.0	-20.57	258.00	Vertical	Vertical	Pass

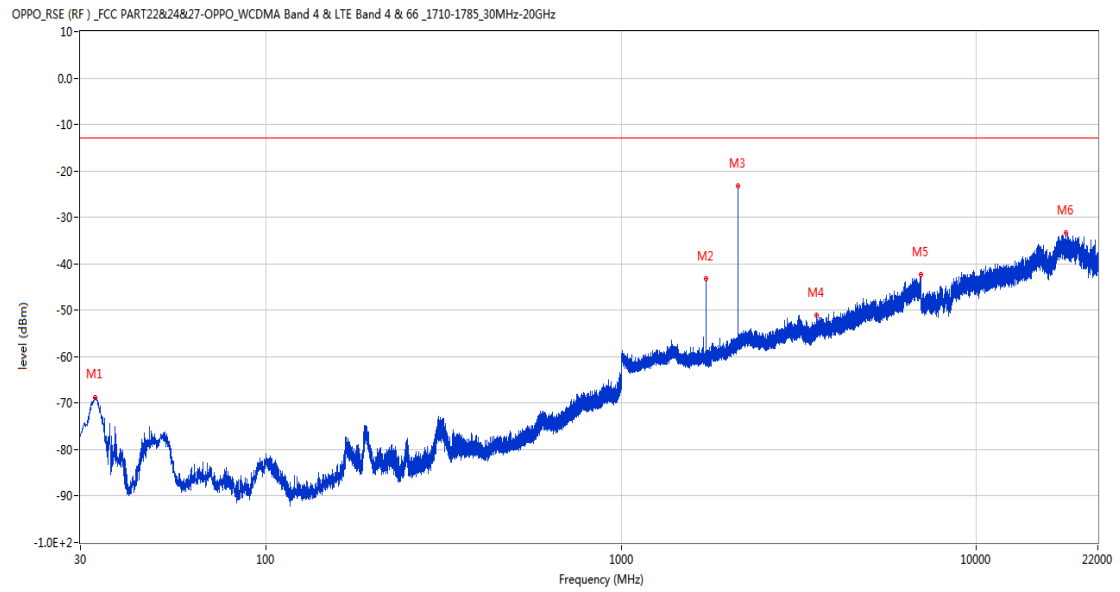
RSE-V&H WCDMA Band 4 CH1312



Frequency (MHz)	Result (dBm)	Factor (dB)	PK Limit (dBm)	Over Limit (dB)	Table (o)	ANT	EUT	Verdict
45.229	-63.13	-16.55	-13.0	-50.13	199.00	Vertical	Horizontal	Pass
1713.800	-42.55	-4.53	-13.0	-29.55	75.00	Vertical	Horizontal	N/A
2111.700	-35.67	-2.82	-13.0	-22.67	136.00	Vertical	Horizontal	N/A
3644.600	-50.94	4.49	-13.0	-37.94	60.00	Vertical	Horizontal	Pass
6676.600	-42.50	11.73	-13.0	-29.50	0.00	Vertical	Horizontal	Pass
17331.063	-33.01	21.08	-13.0	-20.01	359.00	Vertical	Horizontal	Pass

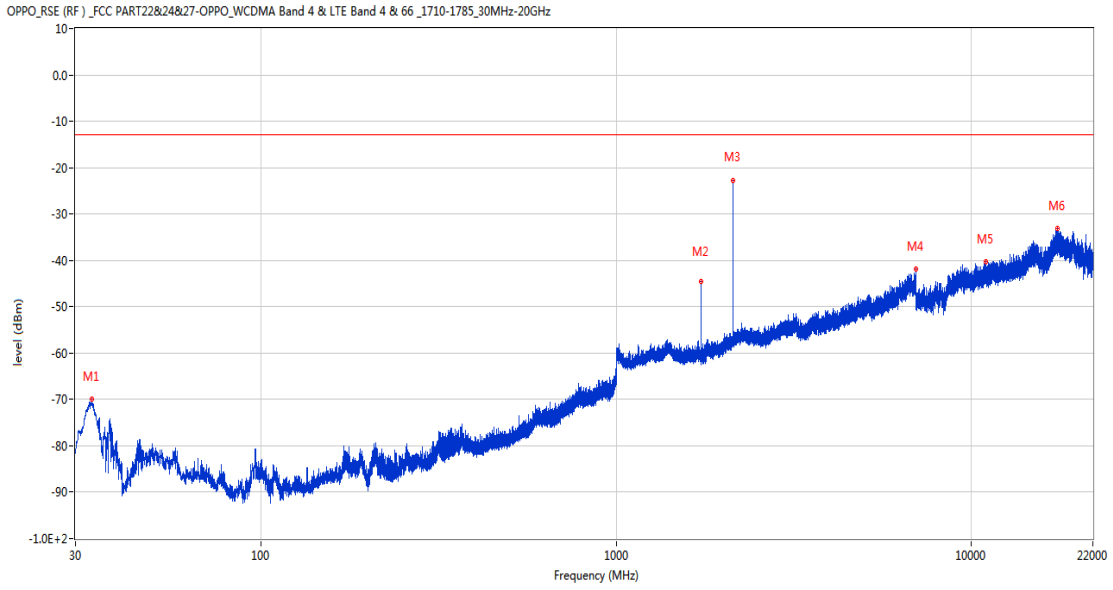
6.2 WCDMA Band 4 Middle Channel

RSE-H&H WCDMA Band 4 CH1412



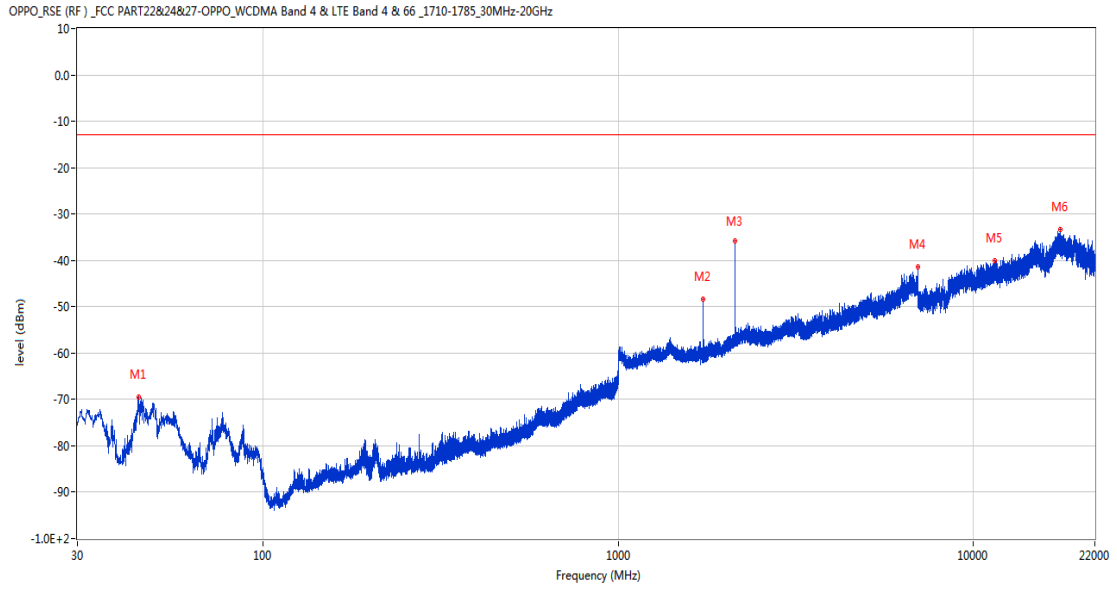
Frequency (MHz)	Result (dBm)	Factor (dB)	PK Limit (dBm)	Over Limit (dB)	Table (o)	ANT	EUT	Verdict
32.959	-68.88	-16.78	-13.0	-55.88	208.00	Horizontal	Horizontal	Pass
1733.900	-43.21	-4.53	-13.0	-30.21	115.00	Horizontal	Horizontal	N/A
2131.400	-23.18	-2.65	-13.0	-10.18	214.00	Horizontal	Horizontal	N/A
3543.400	-51.00	3.30	-13.0	-38.00	336.00	Horizontal	Horizontal	Pass
6984.400	-42.23	13.76	-13.0	-29.23	142.00	Horizontal	Horizontal	Pass
17889.300	-33.24	22.75	-13.0	-20.24	294.00	Horizontal	Horizontal	Pass

RSE-H&V WCDMA Band 4 CH1412



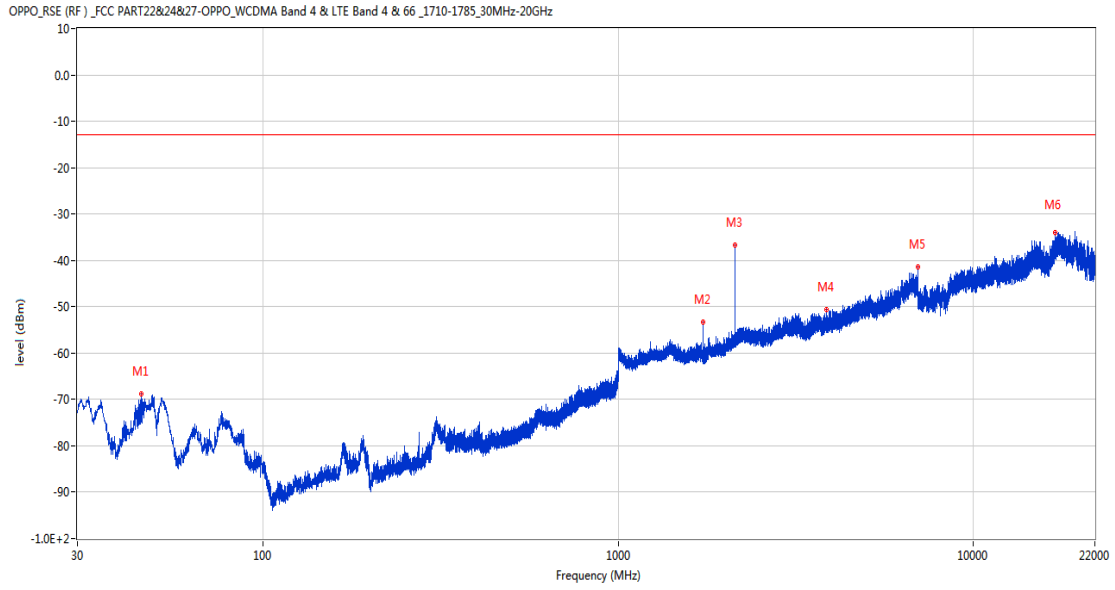
Frequency (MHz)	Result (dBm)	Factor (dB)	PK Limit (dBm)	Over Limit (dB)	Table (o)	ANT	EUT	Verdict
33.444	-69.95	-17.41	-13.0	-56.95	216.00	Horizontal	Vertical	Pass
1733.800	-44.55	-4.53	-13.0	-31.55	169.00	Horizontal	Vertical	N/A
2133.200	-22.86	-2.60	-13.0	-9.86	112.00	Horizontal	Vertical	N/A
6992.600	-41.93	13.59	-13.0	-28.93	107.00	Horizontal	Vertical	Pass
10985.612	-40.36	17.27	-13.0	-27.36	113.00	Horizontal	Vertical	Pass
17470.276	-33.12	21.72	-13.0	-20.12	123.00	Horizontal	Vertical	Pass

RSE-V&V WCDMA Band 4 CH1412



Frequency (MHz)	Result (dBm)	Factor (dB)	PK Limit (dBm)	Over Limit (dB)	Table (o)	ANT	EUT	Verdict
44.599	-69.46	-15.56	-13.0	-56.46	187.00	Vertical	Vertical	Pass
1733.900	-48.45	-4.53	-13.0	-35.45	241.00	Vertical	Vertical	N/A
2132.700	-35.91	-2.61	-13.0	-22.91	143.00	Vertical	Vertical	N/A
6992.400	-41.45	13.58	-13.0	-28.45	95.00	Vertical	Vertical	Pass
11520.650	-40.17	17.48	-13.0	-27.17	17.00	Vertical	Vertical	Pass
17595.613	-33.42	22.02	-13.0	-20.42	360.00	Vertical	Vertical	Pass

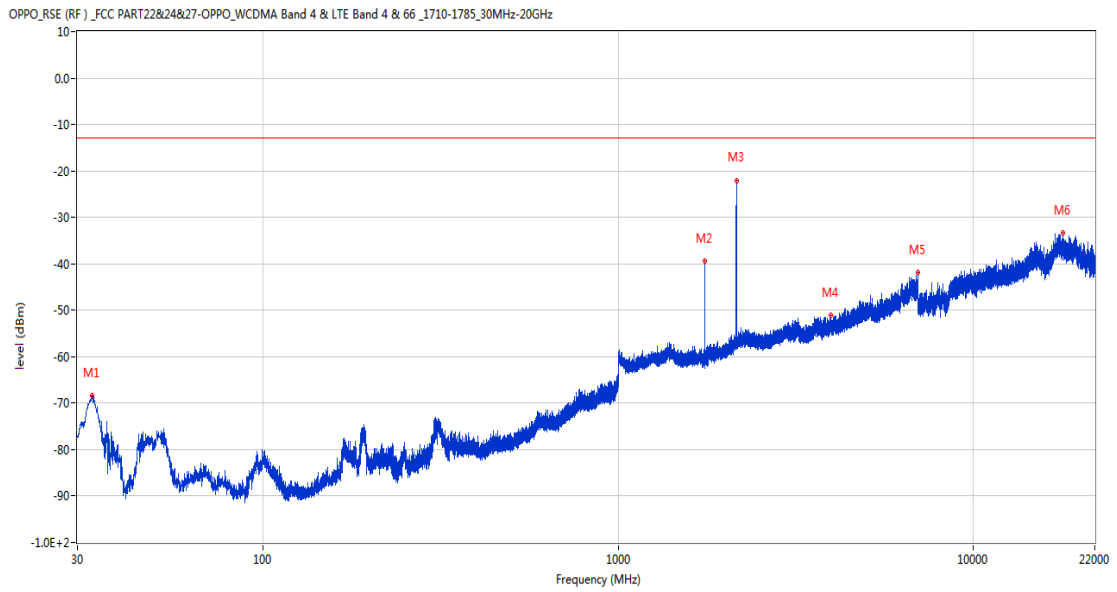
RSE-V&H WCDMA Band 4 CH1412



Frequency (MHz)	Result (dBm)	Factor (dB)	PK Limit (dBm)	Over Limit (dB)	Table (o)	ANT	EUT	Verdict
45.326	-68.75	-16.67	-13.0	-55.75	8.00	Vertical	Horizontal	Pass
1733.900	-53.27	-4.53	-13.0	-40.27	83.00	Vertical	Horizontal	N/A
2134.200	-36.73	-2.58	-13.0	-23.73	196.00	Vertical	Horizontal	N/A
3857.200	-50.56	4.36	-13.0	-37.56	246.00	Vertical	Horizontal	Pass
6992.800	-41.52	13.61	-13.0	-28.52	246.00	Vertical	Horizontal	Pass
16976.325	-34.00	21.03	-13.0	-21.00	295.00	Vertical	Horizontal	Pass

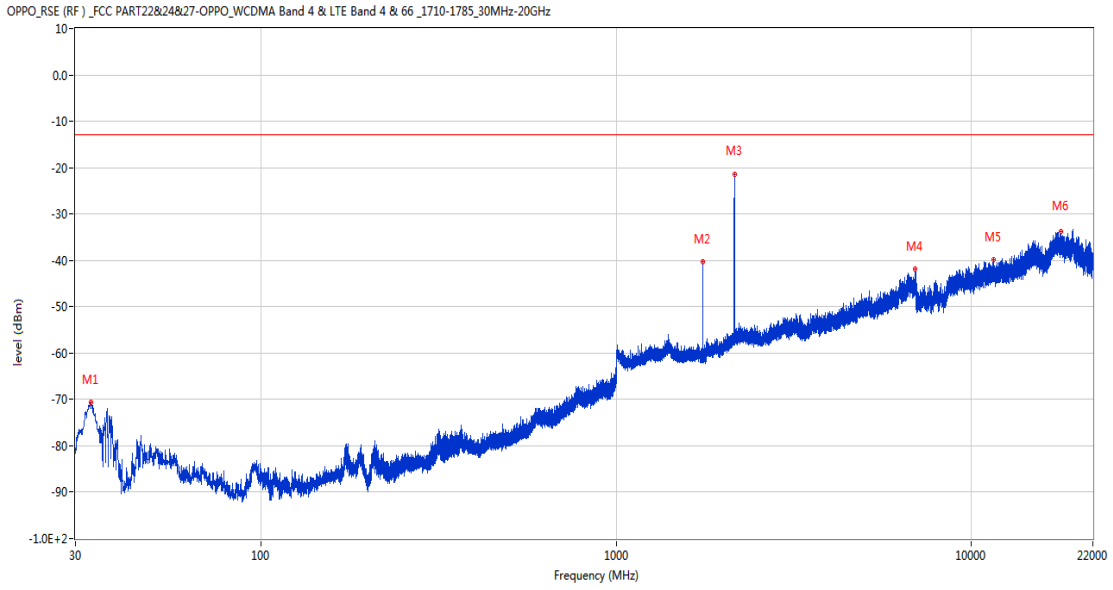
6.3 WCDMA Band 4 High Channel

RSE-H&H WCDMA Band 4 CH1513



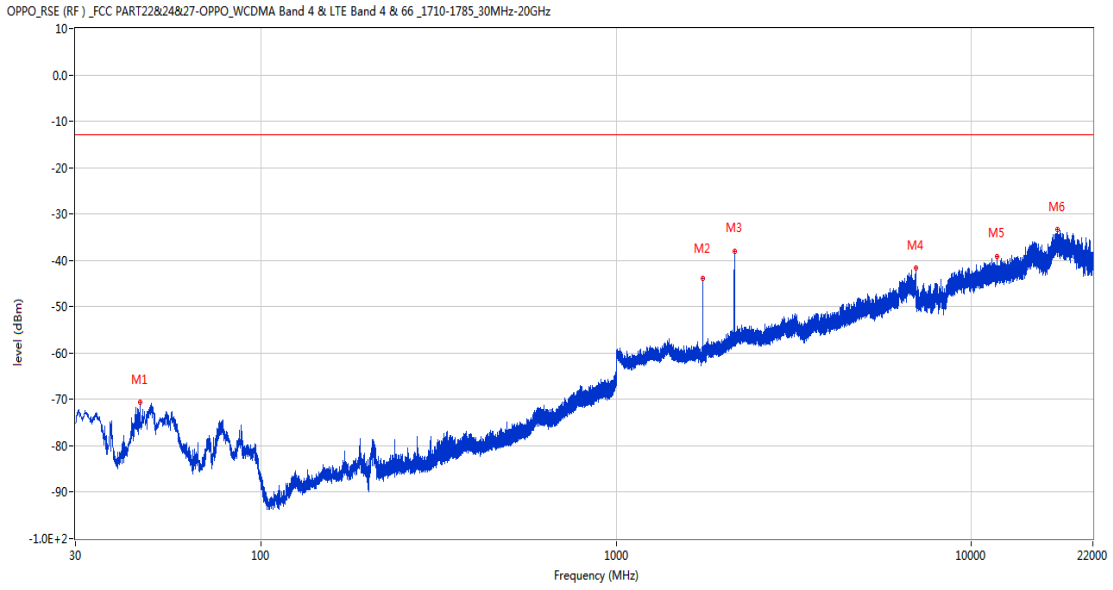
Frequency (MHz)	Result (dBm)	Factor (dB)	PK Limit (dBm)	Over Limit (dB)	Table (o)	ANT	EUT	Verdict
32.910	-68.37	-16.78	-13.0	-55.37	136.00	Horizontal	Horizontal	Pass
1751.800	-39.34	-4.52	-13.0	-26.34	121.00	Horizontal	Horizontal	N/A
2152.600	-22.16	-2.35	-13.0	-9.16	220.00	Horizontal	Horizontal	N/A
3977.400	-51.15	4.81	-13.0	-38.15	145.00	Horizontal	Horizontal	Pass
6989.200	-41.94	13.44	-13.0	-28.94	130.00	Horizontal	Horizontal	Pass
17837.500	-33.44	21.86	-13.0	-20.44	191.00	Horizontal	Horizontal	Pass

RSE-H&V WCDMA Band 4 CH1513



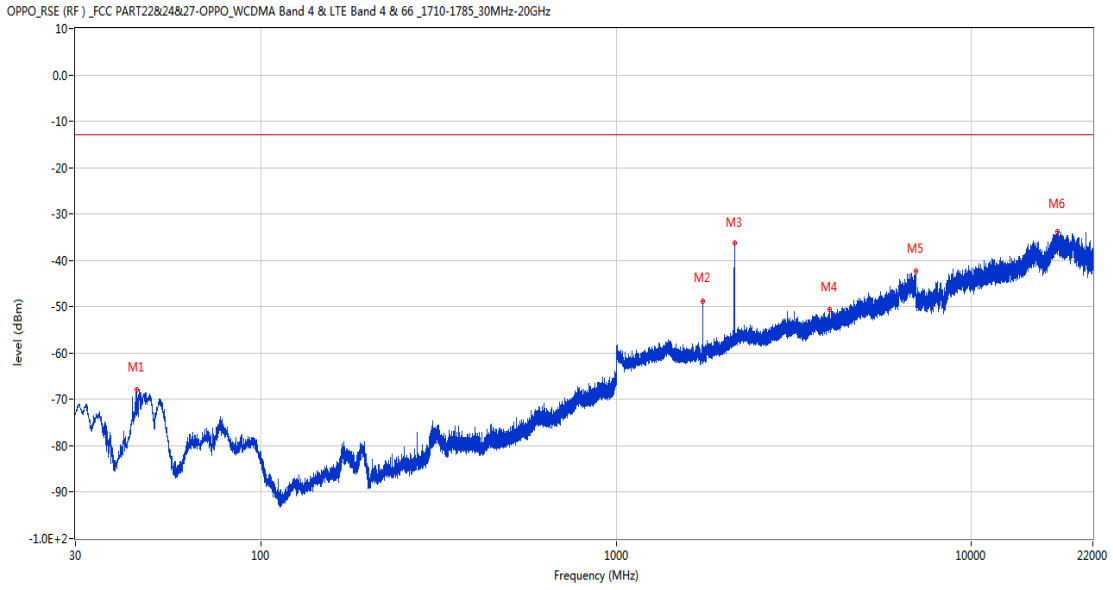
Frequency (MHz)	Result (dBm)	Factor (dB)	PK Limit (dBm)	Over Limit (dB)	Table (o)	ANT	EUT	Verdict
33.153	-70.64	-17.00	-13.0	-57.64	178.00	Horizontal	Vertical	Pass
1751.800	-40.32	-4.52	-13.0	-27.32	171.00	Horizontal	Vertical	N/A
2154.100	-21.50	-2.35	-13.0	-8.50	214.00	Horizontal	Vertical	N/A
6962.000	-41.85	12.94	-13.0	-28.85	204.00	Horizontal	Vertical	Pass
11529.850	-39.90	17.30	-13.0	-26.90	315.00	Horizontal	Vertical	Pass
17863.399	-33.81	22.16	-13.0	-20.81	175.00	Horizontal	Vertical	Pass

RSE-V&V WCDMA Band 4 CH1513



Frequency (MHz)	Result (dBm)	Factor (dB)	PK Limit (dBm)	Over Limit (dB)	Table (o)	ANT	EUT	Verdict
45.569	-70.67	-16.97	-13.0	-57.67	186.00	Vertical	Vertical	Pass
1751.700	-43.90	-4.52	-13.0	-30.90	252.00	Vertical	Vertical	N/A
2152.300	-38.14	-2.35	-13.0	-25.14	152.00	Vertical	Vertical	N/A
6997.200	-41.71	13.61	-13.0	-28.71	132.00	Vertical	Vertical	Pass
11831.437	-39.12	17.78	-13.0	-26.12	44.00	Vertical	Vertical	Pass
17469.813	-33.22	21.72	-13.0	-20.22	202.00	Vertical	Vertical	Pass

RSE-V&H WCDMA Band 4 CH1513

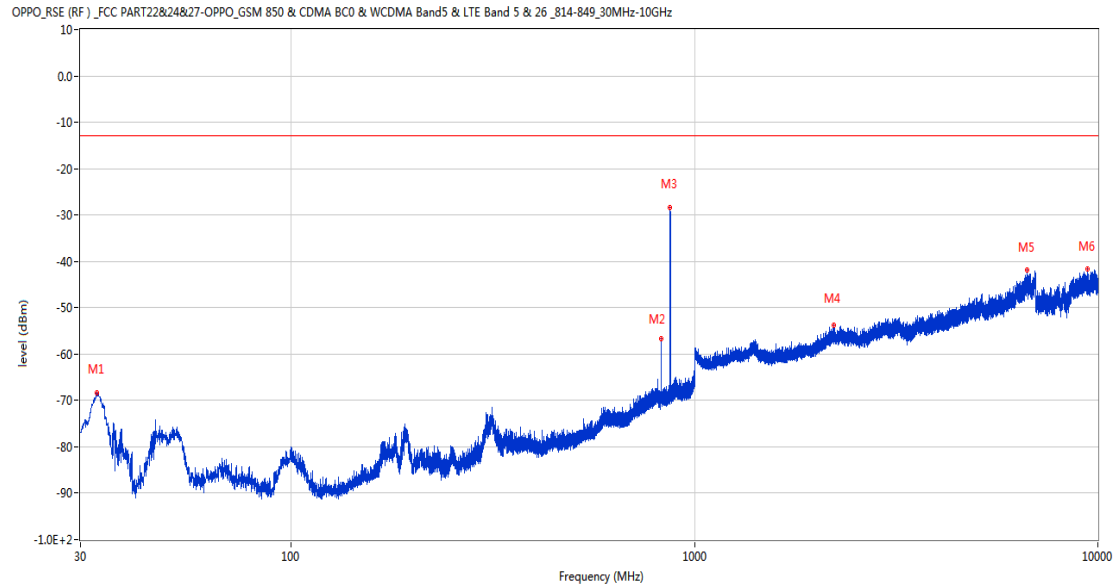


Frequency (MHz)	Result (dBm)	Factor (dB)	PK Limit (dBm)	Over Limit (dB)	Table (o)	ANT	EUT	Verdict
44.647	-67.84	-15.65	-13.0	-54.84	321.00	Vertical	Horizontal	Pass
1751.700	-48.87	-4.52	-13.0	-35.87	12.00	Vertical	Horizontal	N/A
2153.200	-36.34	-2.35	-13.0	-23.34	164.00	Vertical	Horizontal	N/A
3989.200	-50.64	4.58	-13.0	-37.64	58.00	Vertical	Horizontal	Pass
6983.000	-42.36	13.90	-13.0	-29.36	290.00	Vertical	Horizontal	Pass
17481.376	-33.88	21.66	-13.0	-20.88	21.00	Vertical	Horizontal	Pass

7 WCDMA Band 5

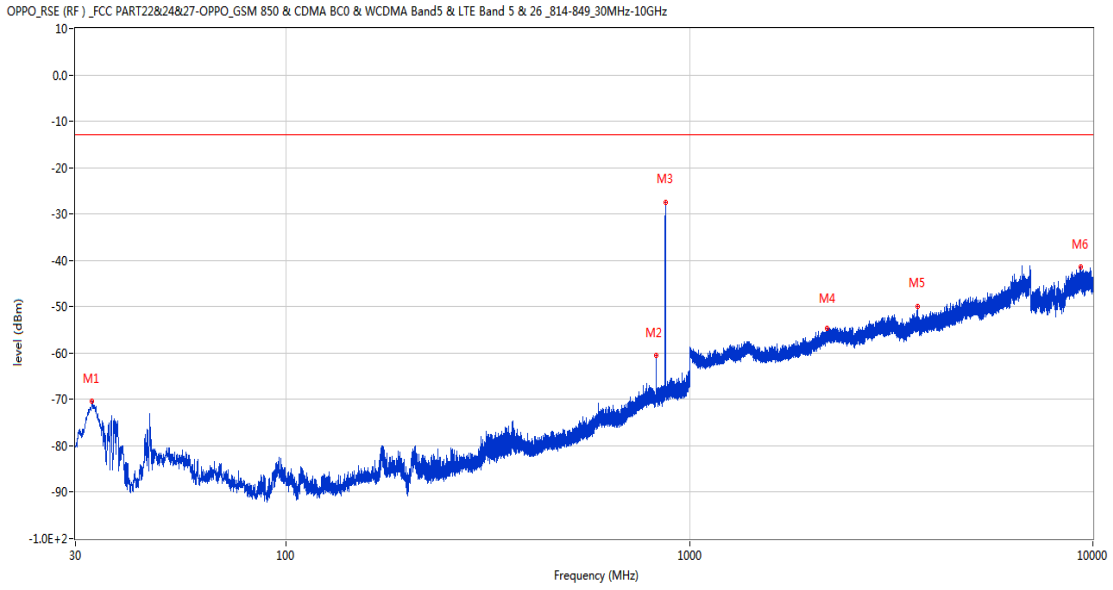
7.1 WCDMA Band 5 Low Channel

RSE-H&H WCDMA Band 5 CH4132



Frequency (MHz)	Result (dBm)	Factor (dB)	PK Limit (dBm)	Over Limit (dB)	Table (o)	ANT	EUT	Verdict
32.910	-68.27	-16.81	-13.0	-55.27	151.00	Horizontal	Horizontal	Pass
825.255	-56.65	2.25	-13.0	-43.65	56.00	Horizontal	Horizontal	N/A
870.166	-28.29	2.38	-13.0	-15.29	265.00	Horizontal	Horizontal	N/A
2216.800	-53.70	-0.96	-13.0	-40.70	35.00	Horizontal	Horizontal	Pass
6671.000	-41.77	11.64	-13.0	-28.77	109.00	Horizontal	Horizontal	Pass
9437.050	-41.74	16.41	-13.0	-28.74	148.00	Horizontal	Horizontal	Pass

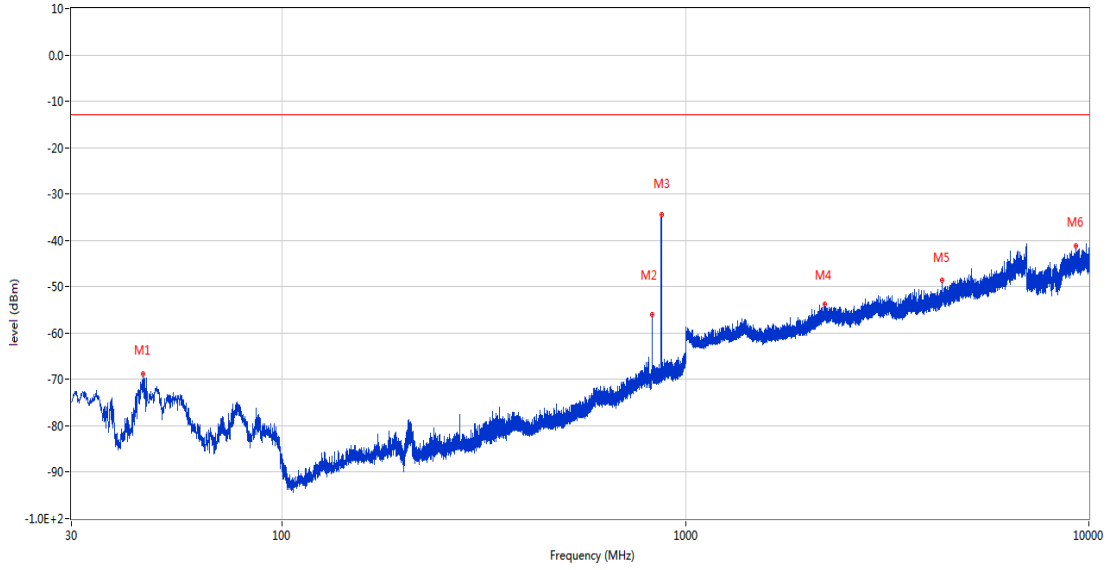
RSE-H&V WCDMA Band 5 CH4132



Frequency (MHz)	Result (dBm)	Factor (dB)	PK Limit (dBm)	Over Limit (dB)	Table (o)	ANT	EUT	Verdict
33.007	-70.43	-16.82	-13.0	-57.43	132.00	Horizontal	Vertical	Pass
825.157	-60.50	2.25	-13.0	-47.50	14.00	Horizontal	Vertical	N/A
871.815	-27.53	2.37	-13.0	-14.53	92.00	Horizontal	Vertical	N/A
2189.800	-54.65	-1.94	-13.0	-41.65	341.00	Horizontal	Vertical	Pass
3670.200	-50.02	4.04	-13.0	-37.02	309.00	Horizontal	Vertical	Pass
9320.350	-41.46	15.68	-13.0	-28.46	253.00	Horizontal	Vertical	Pass

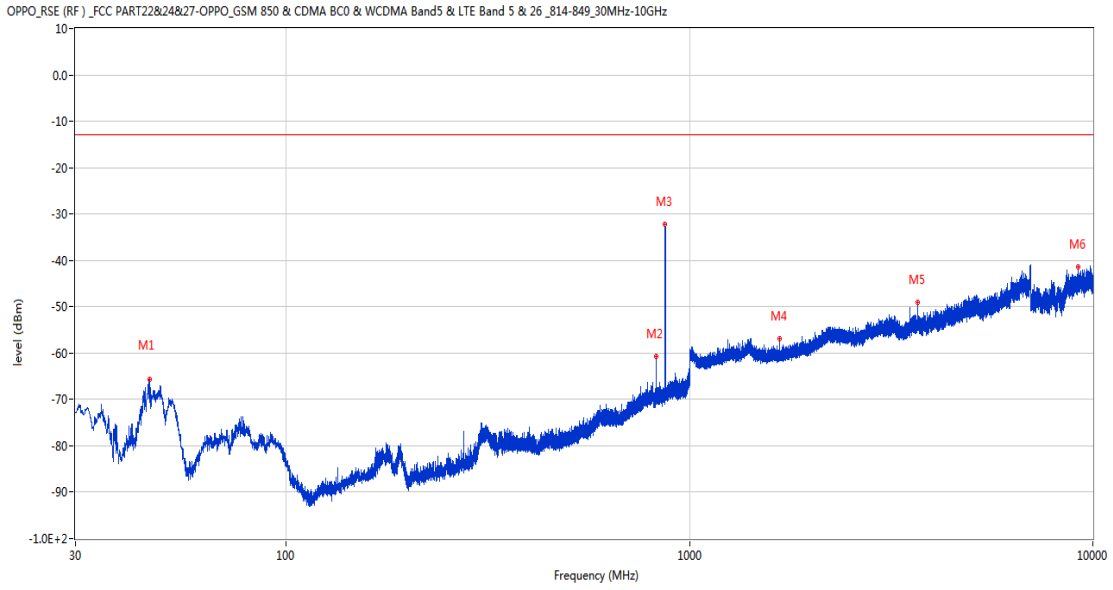
RSE-V&V WCDMA Band 5 CH4132

OPPO_RSE (RF)_FCC PART22&24&27-OPPO_GSM 850 & CDMA BC0 & WCDMA Band5 & LTE Band 5 & 26_814-849_30MHz-10GHz



Frequency (MHz)	Result (dBm)	Factor (dB)	PK Limit (dBm)	Over Limit (dB)	Table (o)	ANT	EUT	Verdict
45.181	-68.70	-16.60	-13.0	-55.70	57.00	Vertical	Vertical	Pass
825.255	-56.01	2.25	-13.0	-43.01	17.00	Vertical	Vertical	N/A
872.494	-34.45	2.37	-13.0	-21.45	0.00	Vertical	Vertical	N/A
2215.600	-53.74	-1.06	-13.0	-40.74	356.00	Vertical	Vertical	Pass
4325.400	-48.52	6.09	-13.0	-35.52	177.00	Vertical	Vertical	Pass
9288.549	-41.28	15.29	-13.0	-28.28	240.00	Vertical	Vertical	Pass

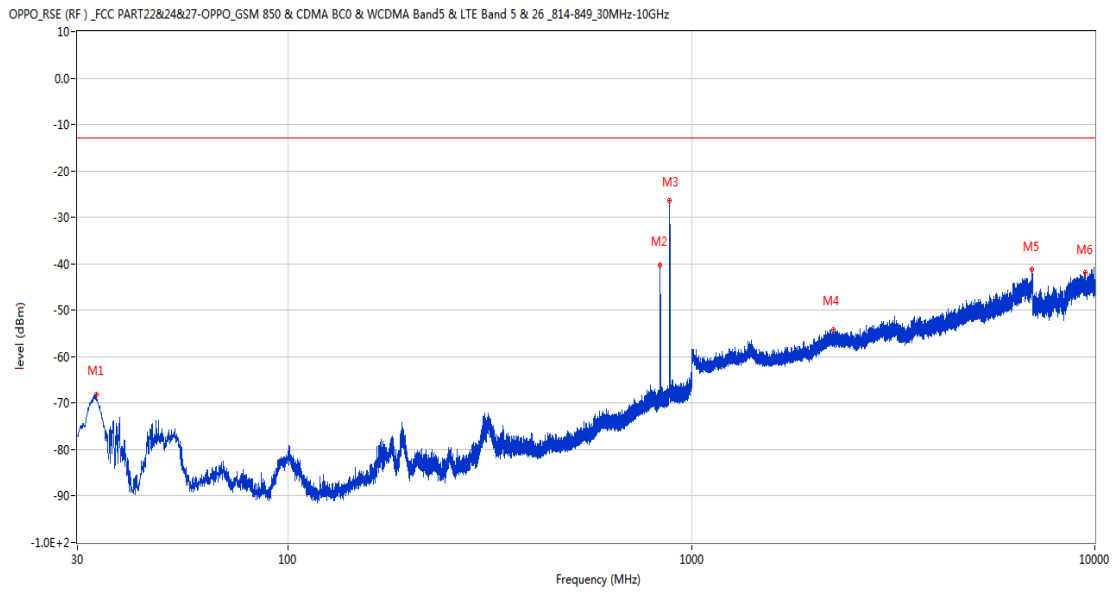
RSE-V&H WCDMA Band 5 CH4132



Frequency (MHz)	Result (dBm)	Factor (dB)	PK Limit (dBm)	Over Limit (dB)	Table (o)	ANT	EUT	Verdict
45.859	-65.56	-17.38	-13.0	-52.56	172.00	Vertical	Horizontal	Pass
825.351	-60.71	2.25	-13.0	-47.71	1.00	Vertical	Horizontal	N/A
869.923	-32.20	2.38	-13.0	-19.20	346.00	Vertical	Horizontal	N/A
1669.000	-56.85	-5.82	-13.0	-43.85	219.00	Vertical	Horizontal	Pass
3681.000	-49.13	4.60	-13.0	-36.13	180.00	Vertical	Horizontal	Pass
9201.849	-41.47	15.34	-13.0	-28.47	75.00	Vertical	Horizontal	Pass

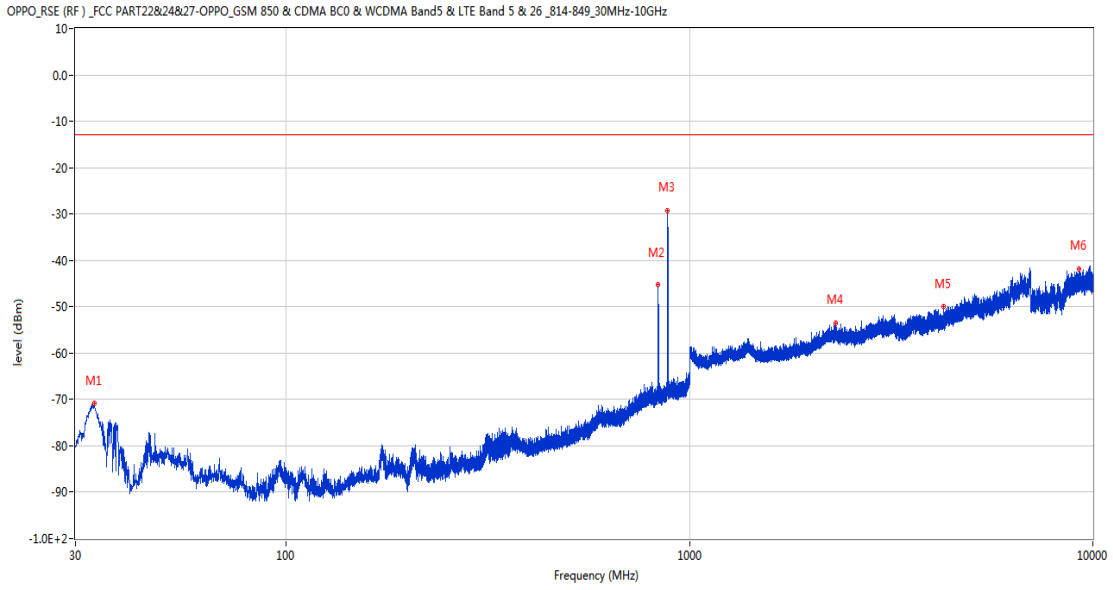
7.2 WCDMA Band 5 Middle Channel

RSE-H&H WCDMA Band 5 CH4182



Frequency (MHz)	Result (dBm)	Factor (dB)	PK Limit (dBm)	Over Limit (dB)	Table (o)	ANT	EUT	Verdict
33.395	-68.03	-17.36	-13.0	-55.03	145.00	Horizontal	Horizontal	Pass
836.361	-40.18	2.59	-13.0	-27.18	59.00	Horizontal	Horizontal	N/A
881.223	-26.36	2.76	-13.0	-13.36	280.00	Horizontal	Horizontal	N/A
2244.600	-54.13	-1.51	-13.0	-41.13	330.00	Horizontal	Horizontal	Pass
6992.000	-41.29	13.55	-13.0	-28.29	24.00	Horizontal	Horizontal	Pass
9461.950	-41.94	16.48	-13.0	-28.94	29.00	Horizontal	Horizontal	Pass

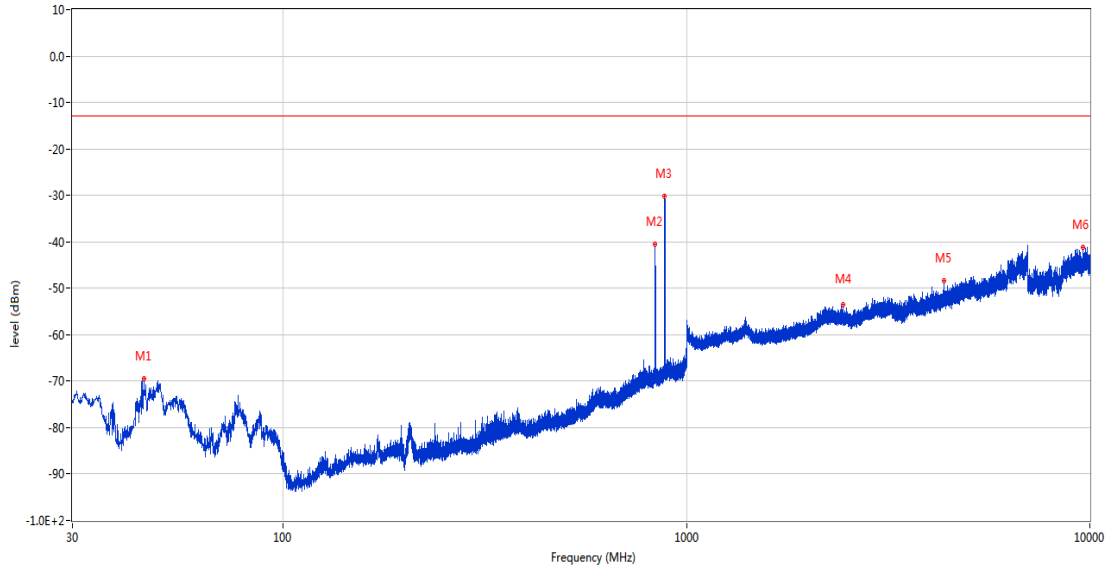
RSE-H&V WCDMA Band 5 CH4182



Frequency (MHz)	Result (dBm)	Factor (dB)	PK Limit (dBm)	Over Limit (dB)	Table (o)	ANT	EUT	Verdict
33.444	-70.80	-17.43	-13.0	-57.80	186.00	Horizontal	Vertical	Pass
836.361	-45.17	2.59	-13.0	-32.17	0.00	Horizontal	Vertical	N/A
880.011	-29.19	2.62	-13.0	-16.19	287.00	Horizontal	Vertical	N/A
2298.400	-53.42	-1.12	-13.0	-40.42	160.00	Horizontal	Vertical	Pass
4270.600	-49.83	5.58	-13.0	-36.83	98.00	Horizontal	Vertical	Pass
9231.700	-41.95	15.30	-13.0	-28.95	19.00	Horizontal	Vertical	Pass

RSE-V&V WCDMA Band 5 CH4182

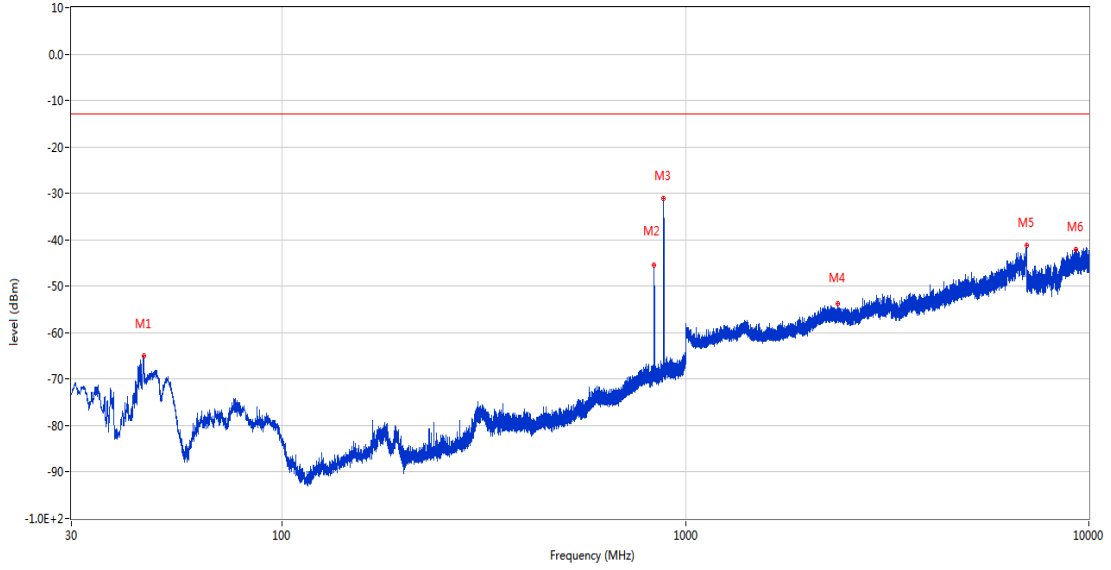
OPPO_RSE (RF) _FCC PART22&24&27-OPPO_GSM 850 & CDMA BC0 & WCDMA Band5 & LTE Band 5 & 26_814-849_30MHz-10GHz



Frequency (MHz)	Result (dBm)	Factor (dB)	PK Limit (dBm)	Over Limit (dB)	Table (o)	ANT	EUT	Verdict
45.132	-69.41	-16.55	-13.0	-56.41	124.00	Vertical	Vertical	Pass
836.361	-40.50	2.59	-13.0	-27.50	25.00	Vertical	Vertical	N/A
882.145	-30.19	2.87	-13.0	-17.19	329.00	Vertical	Vertical	N/A
2437.900	-53.63	-1.02	-13.0	-40.63	92.00	Vertical	Vertical	Pass
4359.000	-48.38	6.85	-13.0	-35.38	92.00	Vertical	Vertical	Pass
9625.000	-41.28	16.33	-13.0	-28.28	330.00	Vertical	Vertical	Pass

RSE-V&H WCDMA Band 5 CH4182

OPPO_RSE (RF) _FCC PART22&24&27-OPPO_GSM 850 & CDMA BC0 & WCDMA Band5 & LTE Band 5 & 26_814-849_30MHz-10GHz

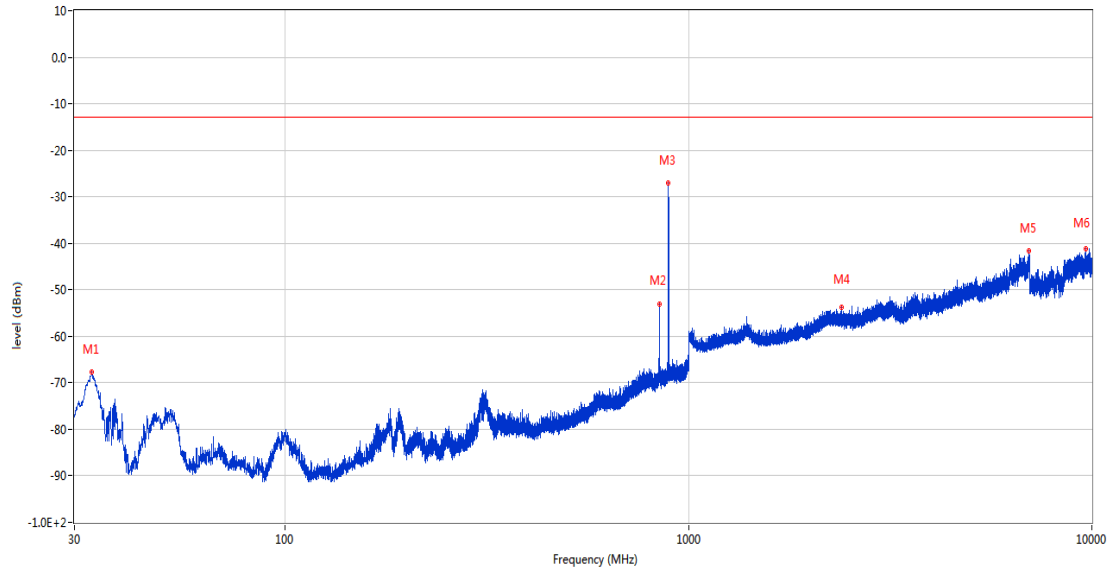


Frequency (MHz)	Result (dBm)	Factor (dB)	PK Limit (dBm)	Over Limit (dB)	Table (o)	ANT	EUT	Verdict
45.278	-65.05	-16.71	-13.0	-52.05	196.00	Vertical	Horizontal	Pass
836.361	-45.54	2.59	-13.0	-32.54	356.00	Vertical	Horizontal	N/A
882.630	-31.02	2.93	-13.0	-18.02	341.00	Vertical	Horizontal	N/A
2380.400	-53.67	-1.12	-13.0	-40.67	50.00	Vertical	Horizontal	Pass
6999.000	-41.29	13.64	-13.0	-28.29	105.00	Vertical	Horizontal	Pass
9289.600	-42.15	15.32	-13.0	-29.15	189.00	Vertical	Horizontal	Pass

7.3 WCDMA Band 5 High Channel

RSE-H&H WCDMA Band 5 CH4233

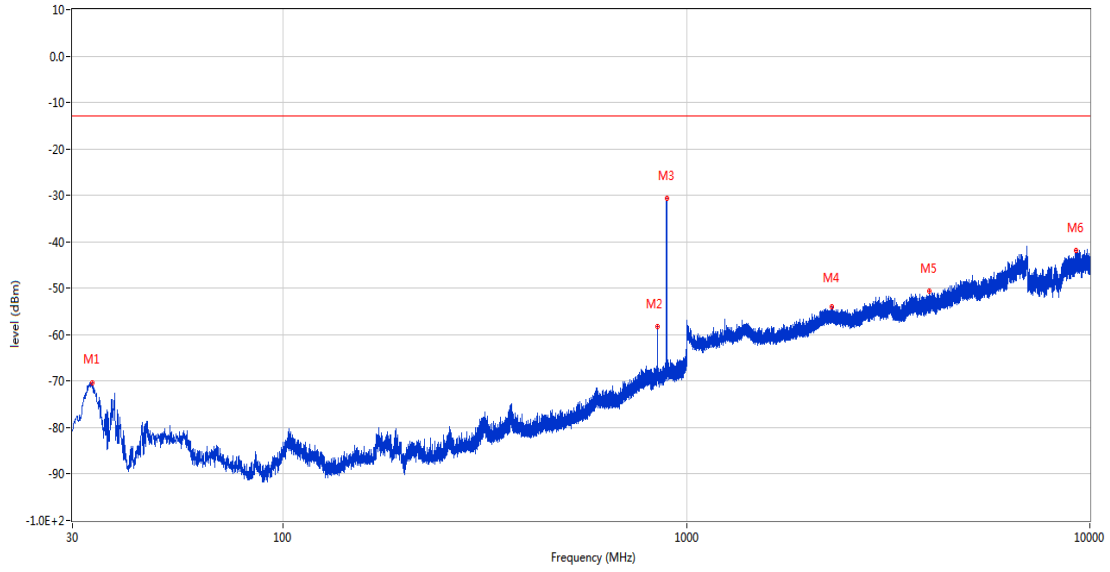
OPPO_RSE (RF) _FCC PART22&24&27-OPPO_GSM 850 & CDMA BC0 & WCDMA Band5 & LTE Band 5 & 26_814-849_30MHz-10GHz



Frequency (MHz)	Result (dBm)	Factor (dB)	PK Limit (dBm)	Over Limit (dB)	Table (o)	ANT	EUT	Verdict
33.104	-67.67	-16.95	-13.0	-54.67	148.00	Horizontal	Horizontal	Pass
848.389	-53.18	2.48	-13.0	-40.18	66.00	Horizontal	Horizontal	N/A
890.050	-27.04	3.41	-13.0	-14.04	294.00	Horizontal	Horizontal	N/A
2400.100	-53.70	-1.37	-13.0	-40.70	302.00	Horizontal	Horizontal	Pass
6984.200	-41.66	13.78	-13.0	-28.66	354.00	Horizontal	Horizontal	Pass
9642.700	-41.29	16.29	-13.0	-28.29	357.00	Horizontal	Horizontal	Pass

RSE-H&V WCDMA Band 5 CH4233

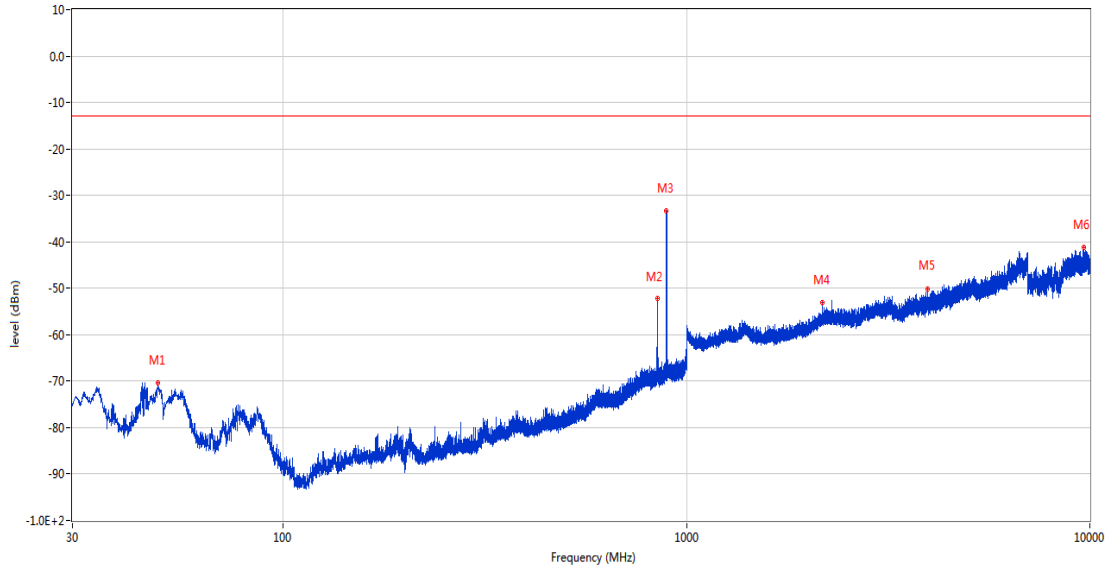
OPPO_RSE (RF) _FCC PART22&24&27-OPPO_GSM 850 & CDMA BC0 & WCDMA Band5 & LTE Band 5 & 26_814-849_30MHz-10GHz



Frequency (MHz)	Result (dBm)	Factor (dB)	PK Limit (dBm)	Over Limit (dB)	Table (o)	ANT	EUT	Verdict
33.541	-70.34	-17.56	-13.0	-57.34	251.00	Horizontal	Vertical	Pass
846.692	-58.23	2.52	-13.0	-45.23	23.00	Horizontal	Vertical	N/A
892.961	-30.74	3.55	-13.0	-17.74	268.00	Horizontal	Vertical	N/A
2291.800	-54.03	-1.21	-13.0	-41.03	269.00	Horizontal	Vertical	Pass
3997.800	-50.70	4.86	-13.0	-37.70	345.00	Horizontal	Vertical	Pass
9248.950	-41.92	15.21	-13.0	-28.92	194.00	Horizontal	Vertical	Pass

RSE-V&V WCDMA Band 5 CH4233

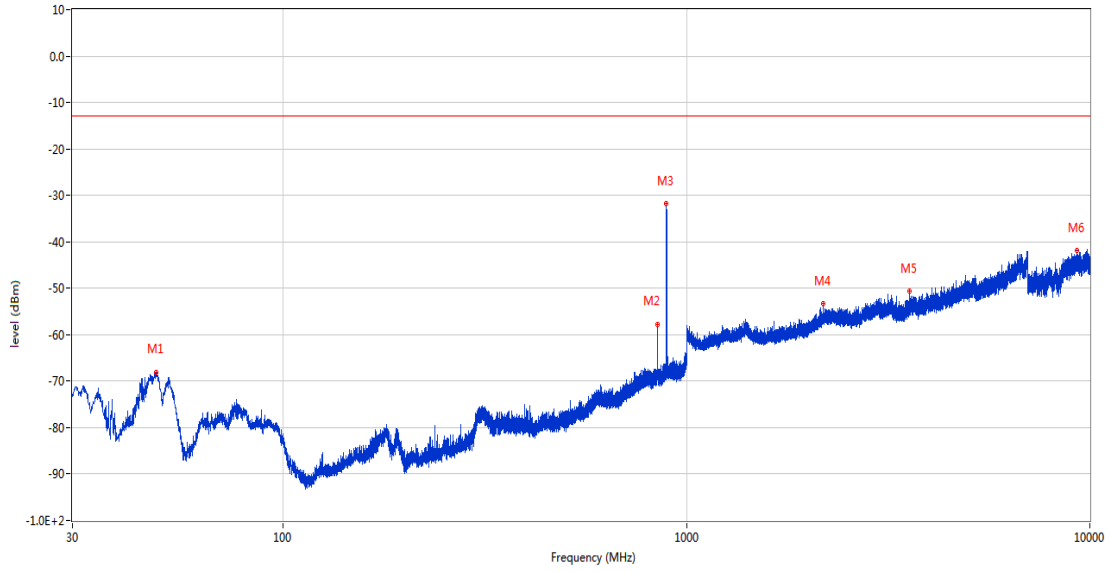
OPPO_RSE (RF)_FCC PART22&24&27-OPPO_GSM 850 & CDMA BC0 & WCDMA Band5 & LTE Band 5 & 26_814-849_30MHz-10GHz



Frequency (MHz)	Result (dBm)	Factor (dB)	PK Limit (dBm)	Over Limit (dB)	Table (o)	ANT	EUT	Verdict
48.915	-70.32	-16.21	-13.0	-57.32	293.00	Vertical	Vertical	Pass
846.206	-52.20	2.53	-13.0	-39.20	58.00	Vertical	Vertical	N/A
890.972	-33.43	3.46	-13.0	-20.43	336.00	Vertical	Vertical	N/A
2166.300	-53.16	-1.72	-13.0	-40.16	313.00	Vertical	Vertical	Pass
3965.000	-50.20	5.55	-13.0	-37.20	111.00	Vertical	Vertical	Pass
9669.701	-41.22	16.71	-13.0	-28.22	187.00	Vertical	Vertical	Pass

RSE-V&H WCDMA Band 5 CH4233

OPPO_RSE (RF)_FCC PART22&24&27-OPPO_GSM 850 & CDMA BC0 & WCDMA Band5 & LTE Band 5 & 26_814-849_30MHz-10GHz



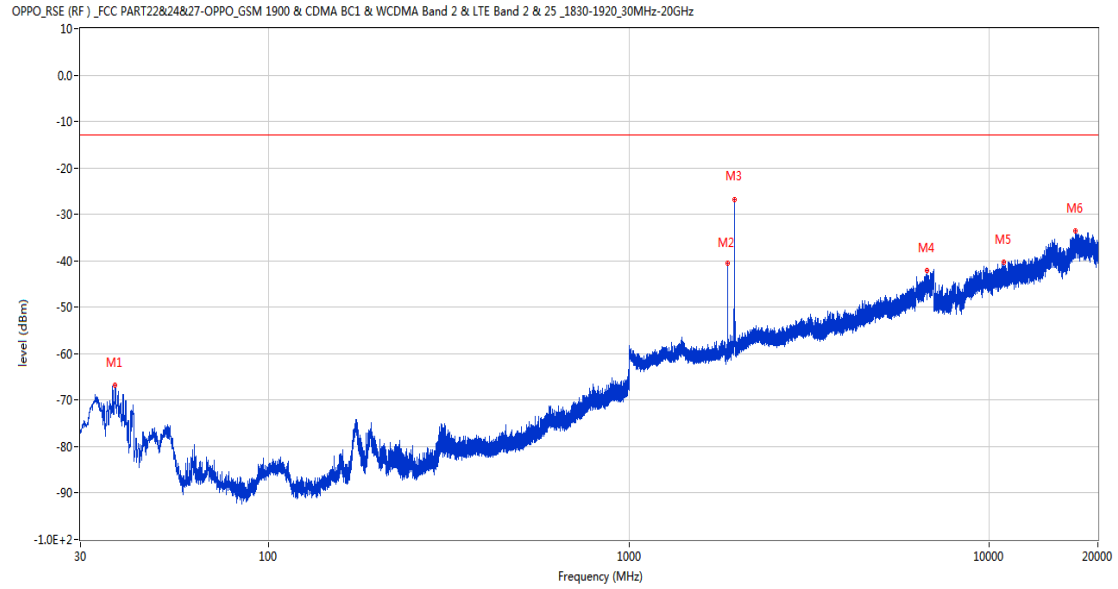
Frequency (MHz)	Result (dBm)	Factor (dB)	PK Limit (dBm)	Over Limit (dB)	Table (o)	ANT	EUT	Verdict
48.285	-68.01	-16.62	-13.0	-55.01	310.00	Vertical	Horizontal	Pass
848.389	-57.89	2.48	-13.0	-44.89	21.00	Vertical	Horizontal	N/A
891.409	-31.86	3.48	-13.0	-18.86	340.00	Vertical	Horizontal	N/A
2183.400	-53.24	-1.77	-13.0	-40.24	343.00	Vertical	Horizontal	Pass
3563.400	-50.53	3.96	-13.0	-37.53	79.00	Vertical	Horizontal	Pass
9272.350	-41.95	15.13	-13.0	-28.95	19.00	Vertical	Horizontal	Pass

LTE

8 LTE Band 2

8.1 LTE Band 2 BW1.4, Middle Channel

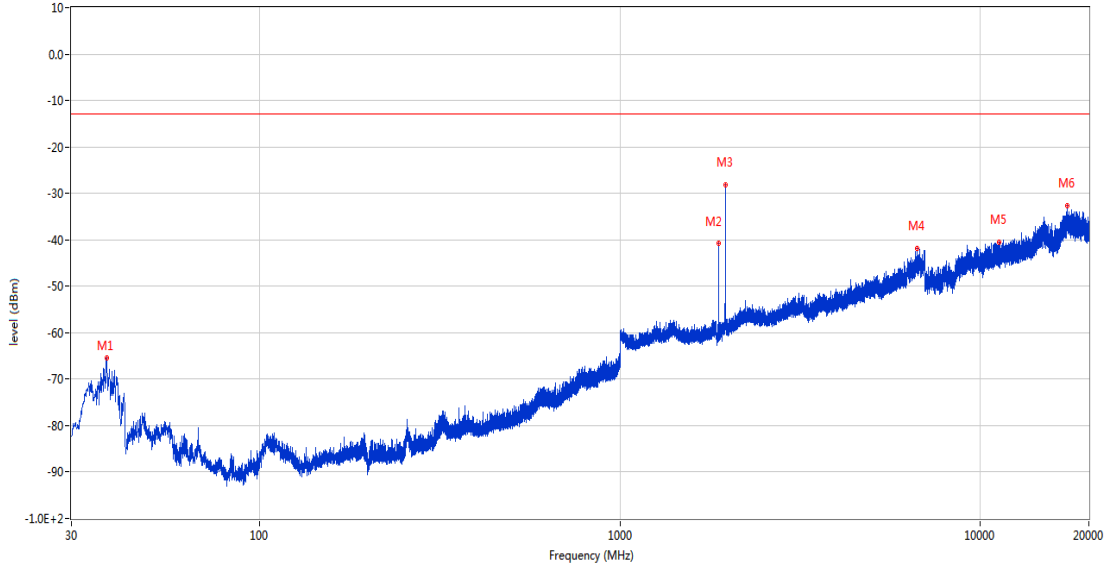
RSE-H&H LTE Band 2 BW1.4 CH18900



Frequency (MHz)	Result (dBm)	Factor (dB)	PK Limit (dBm)	Over Limit (dB)	Table (o)	ANT	EUT	Verdict
37.469	-66.79	-19.30	-13.0	-53.79	218.00	Horizontal	Horizontal	Pass
1880.000	-40.59	-4.03	-13.0	-27.59	132.00	Horizontal	Horizontal	N/A
1960.100	-26.91	-4.68	-13.0	-13.91	241.00	Horizontal	Horizontal	N/A
6726.800	-42.06	11.38	-13.0	-29.06	276.00	Horizontal	Horizontal	Pass
10984.175	-40.19	17.25	-13.0	-27.19	363.00	Horizontal	Horizontal	Pass
17371.150	-33.60	21.91	-13.0	-20.60	144.00	Horizontal	Horizontal	Pass

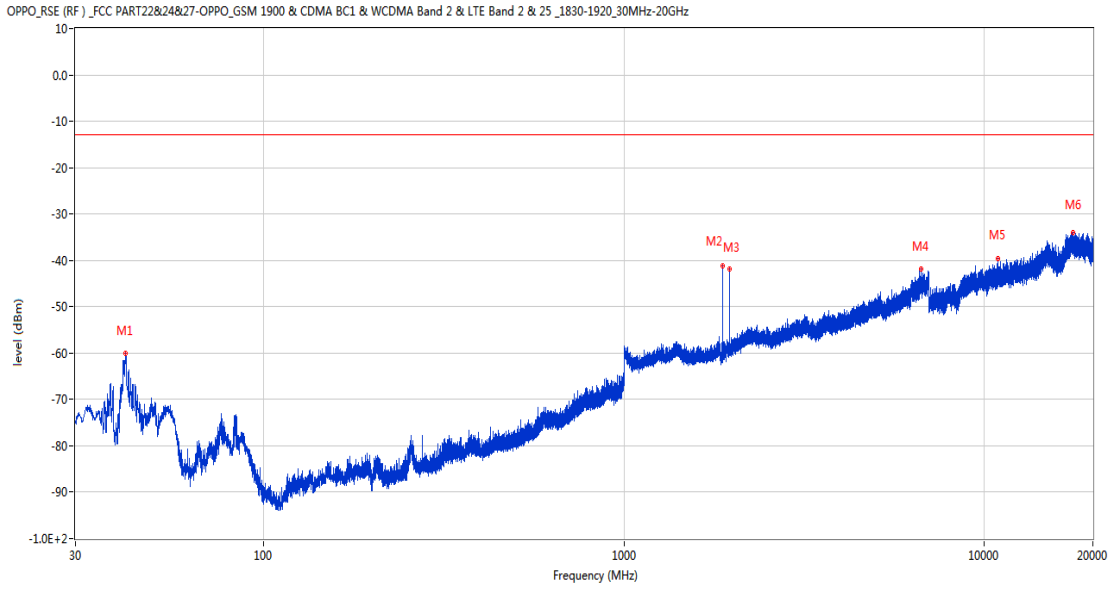
RSE-H&V LTE Band 2 BW1.4 CH18900

OPPO_RSE (RF) _FCC PART22&24&27-OPPO_GSM 1900 & CDMA BC1 & WCDMA Band 2 & LTE Band 2 & 25 _1830-1920_30MHz-20GHz



Frequency (MHz)	Result (dBm)	Factor (dB)	PK Limit (dBm)	Over Limit (dB)	Table (o)	ANT	EUT	Verdict
37.517	-65.40	-19.32	-13.0	-52.40	360.00	Horizontal	Vertical	Pass
1880.000	-40.82	-4.03	-13.0	-27.82	169.00	Horizontal	Vertical	N/A
1960.400	-28.26	-4.69	-13.0	-15.26	71.00	Horizontal	Vertical	N/A
6679.600	-41.96	11.77	-13.0	-28.96	272.00	Horizontal	Vertical	Pass
11289.787	-40.53	17.18	-13.0	-27.53	78.00	Horizontal	Vertical	Pass
17430.962	-32.54	22.38	-13.0	-19.54	237.00	Horizontal	Vertical	Pass

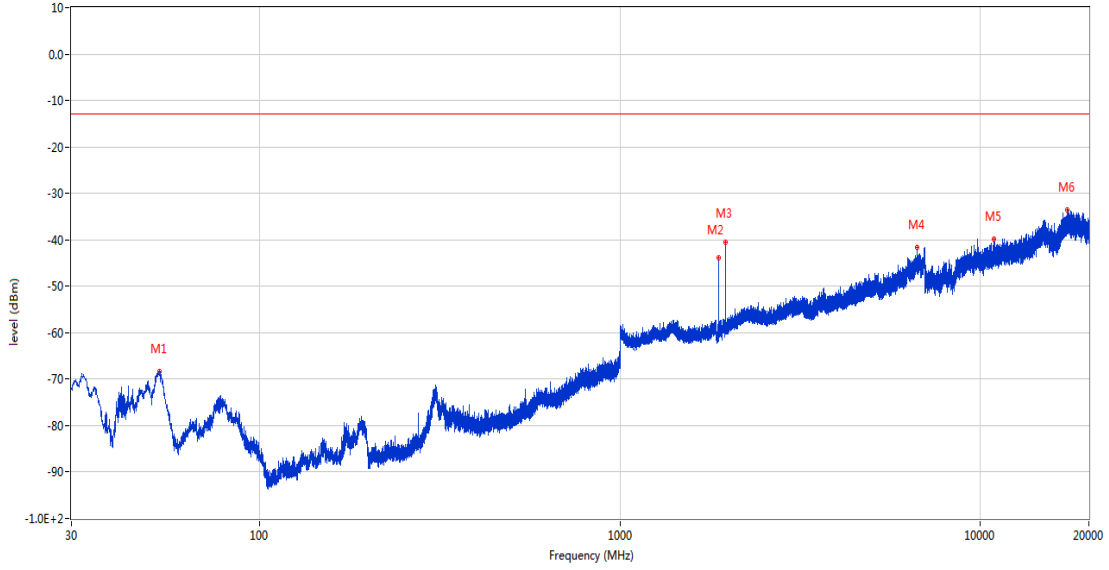
RSE-V&V LTE Band 2 BW1.4 CH18900



Frequency (MHz)	Result (dBm)	Factor (dB)	PK Limit (dBm)	Over Limit (dB)	Table (o)	ANT	EUT	Verdict
41.398	-60.11	-17.64	-13.0	-47.11	96.00	Vertical	Vertical	Pass
1880.000	-41.30	-4.03	-13.0	-28.30	6.00	Vertical	Vertical	N/A
1960.500	-41.89	-4.69	-13.0	-28.89	341.00	Vertical	Vertical	N/A
6678.400	-41.92	11.76	-13.0	-28.92	356.00	Vertical	Vertical	Pass
10900.225	-39.51	17.72	-13.0	-26.51	206.00	Vertical	Vertical	Pass
17594.087	-33.91	22.04	-13.0	-20.91	-3.00	Vertical	Vertical	Pass

RSE-V&H LTE Band 2 BW1.4 CH18900

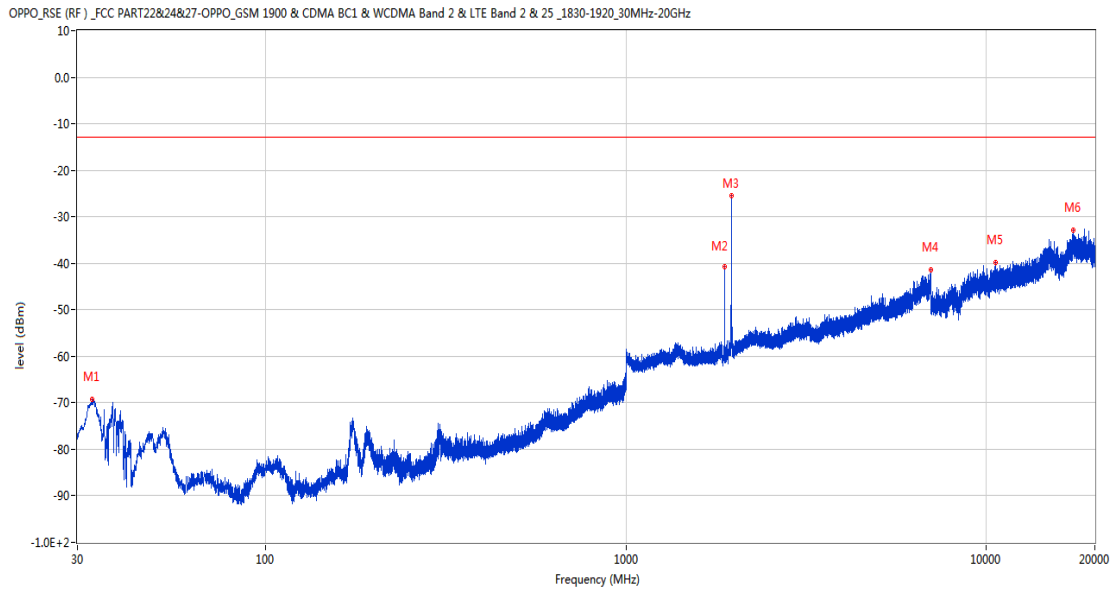
OPPO_RSE (RF) _FCC PART22&24&27-OPPO_GSM 1900 & CDMA BC1 & WCDMA Band 2 & LTE Band 2 & 25 _1830-1920_30MHz-20GHz



Frequency (MHz)	Result (dBm)	Factor (dB)	PK Limit (dBm)	Over Limit (dB)	Table (o)	ANT	EUT	Verdict
52.553	-68.34	-16.17	-13.0	-55.34	360.00	Vertical	Horizontal	Pass
1879.900	-43.95	-4.03	-13.0	-30.95	4.00	Vertical	Horizontal	N/A
1960.400	-40.45	-4.69	-13.0	-27.45	318.00	Vertical	Horizontal	N/A
6680.400	-41.66	11.78	-13.0	-28.66	194.00	Vertical	Horizontal	Pass
10903.388	-39.88	17.69	-13.0	-26.88	275.00	Vertical	Horizontal	Pass
17380.575	-33.46	22.24	-13.0	-20.46	152.00	Vertical	Horizontal	Pass

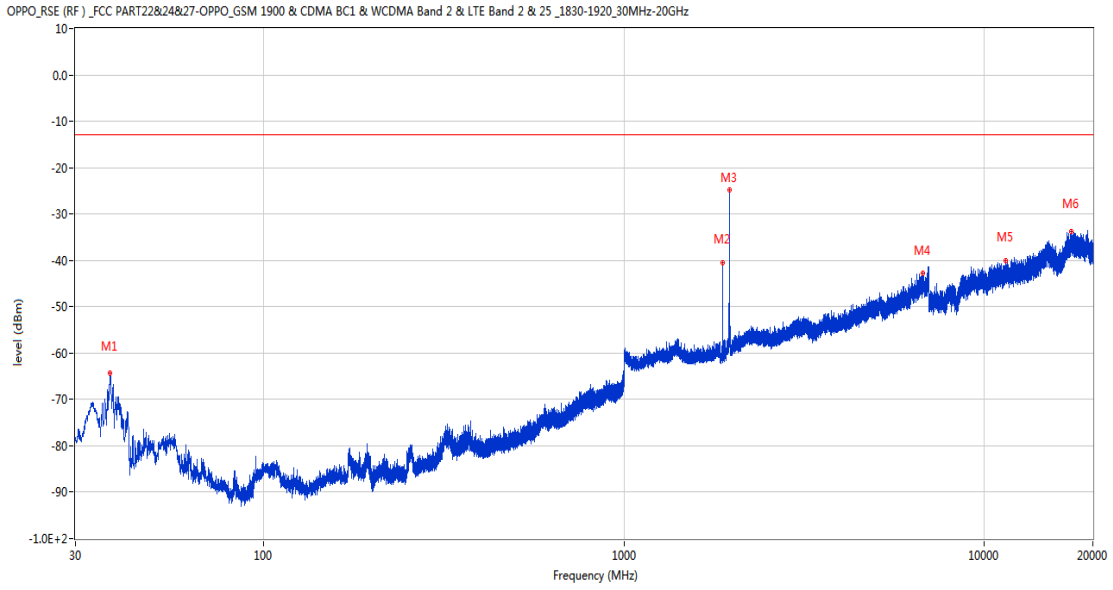
8.2 LTE Band 2 BW3, Middle Channel

RSE-H&H LTE Band 2 BW3 CH18900



Frequency (MHz)	Result (dBm)	Factor (dB)	PK Limit (dBm)	Over Limit (dB)	Table (o)	ANT	EUT	Verdict
33.007	-69.21	-16.81	-13.0	-56.21	211.00	Horizontal	Horizontal	Pass
1879.200	-40.74	-4.04	-13.0	-27.74	44.00	Horizontal	Horizontal	N/A
1959.600	-25.56	-4.68	-13.0	-12.56	220.00	Horizontal	Horizontal	N/A
6998.200	-41.44	13.63	-13.0	-28.44	204.00	Horizontal	Horizontal	Pass
10629.975	-39.76	16.00	-13.0	-26.76	-3.00	Horizontal	Horizontal	Pass
17386.013	-32.82	22.37	-13.0	-19.82	34.00	Horizontal	Horizontal	Pass

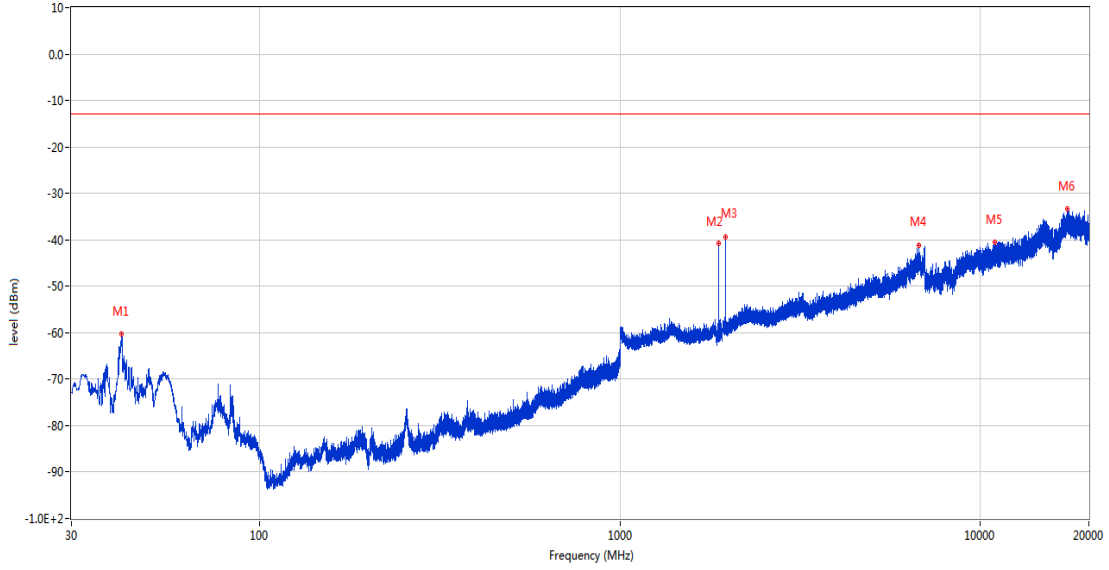
RSE-H&V LTE Band 2 BW3 CH18900



Frequency (MHz)	Result (dBm)	Factor (dB)	PK Limit (dBm)	Over Limit (dB)	Table (o)	ANT	EUT	Verdict
37.469	-64.28	-19.30	-13.0	-51.28	96.00	Horizontal	Vertical	Pass
1879.200	-40.41	-4.04	-13.0	-27.41	174.00	Horizontal	Vertical	N/A
1960.300	-24.87	-4.69	-13.0	-11.87	117.00	Horizontal	Vertical	N/A
6758.600	-42.71	11.52	-13.0	-29.71	272.00	Horizontal	Vertical	Pass
11462.862	-40.13	17.38	-13.0	-27.13	327.00	Horizontal	Vertical	Pass
17439.662	-33.88	22.16	-13.0	-20.88	313.00	Horizontal	Vertical	Pass

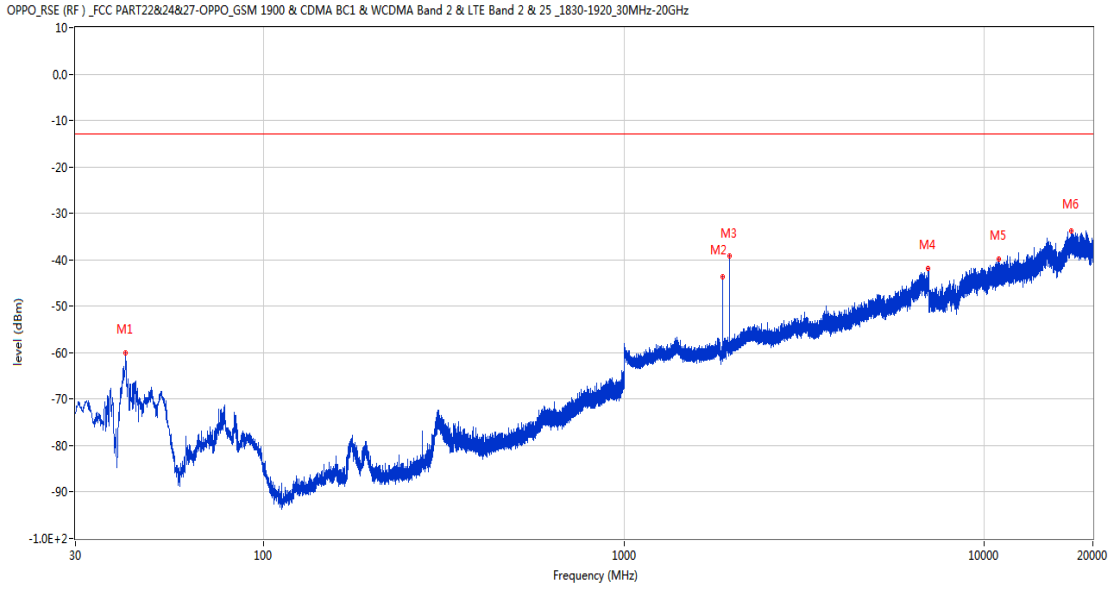
RSE-V&V LTE Band 2 BW3 CH18900

OPPO_RSE (RF) _FCC PART22&24&27-OPPO_GSM 1900 & CDMA BC1 & WCDMA Band 2 & LTE Band 2 & 25 _1830-1920_30MHz-20GHz



Frequency (MHz)	Result (dBm)	Factor (dB)	PK Limit (dBm)	Over Limit (dB)	Table (o)	ANT	EUT	Verdict
41.398	-60.22	-17.64	-13.0	-47.22	192.00	Vertical	Vertical	Pass
1879.100	-40.72	-4.04	-13.0	-27.72	354.00	Vertical	Vertical	N/A
1960.700	-39.32	-4.69	-13.0	-26.32	296.00	Vertical	Vertical	N/A
6747.400	-41.23	11.80	-13.0	-28.23	148.00	Vertical	Vertical	Pass
10990.213	-40.45	17.34	-13.0	-27.45	-3.00	Vertical	Vertical	Pass
17433.864	-33.33	22.31	-13.0	-20.33	363.00	Vertical	Vertical	Pass

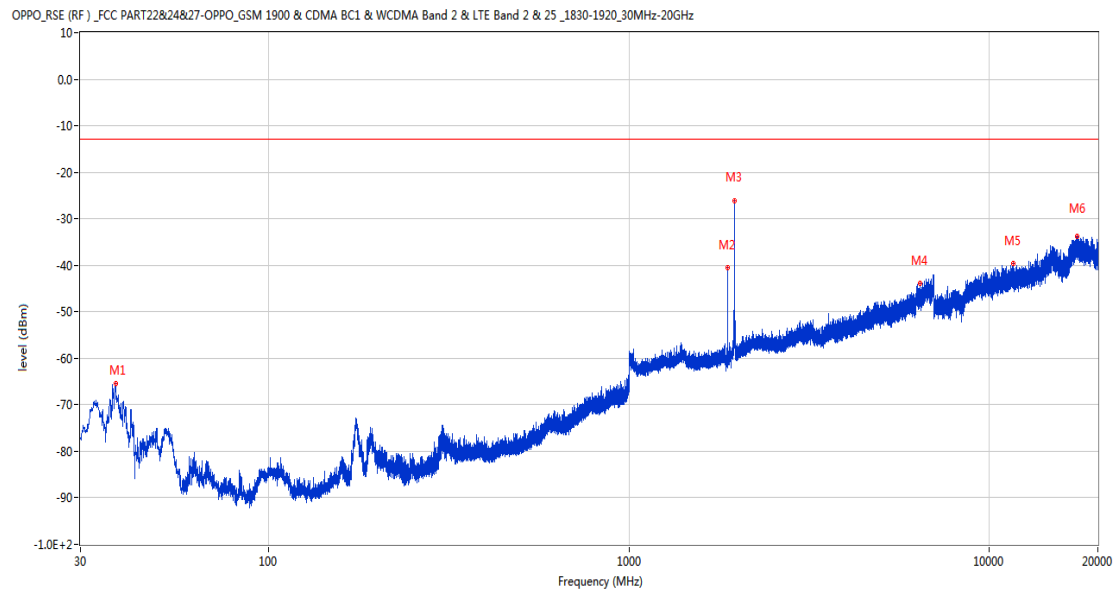
RSE-V&H LTE Band 2 BW3 CH18900



Frequency (MHz)	Result (dBm)	Factor (dB)	PK Limit (dBm)	Over Limit (dB)	Table (o)	ANT	EUT	Verdict
41.349	-59.94	-17.67	-13.0	-46.94	34.00	Vertical	Horizontal	Pass
1879.200	-43.69	-4.04	-13.0	-30.69	16.00	Vertical	Horizontal	N/A
1960.800	-39.16	-4.69	-13.0	-26.16	144.00	Vertical	Horizontal	N/A
6979.800	-41.92	13.85	-13.0	-28.92	278.00	Vertical	Horizontal	Pass
10992.800	-39.92	17.38	-13.0	-26.92	360.00	Vertical	Horizontal	Pass
17426.614	-33.74	22.49	-13.0	-20.74	22.00	Vertical	Horizontal	Pass

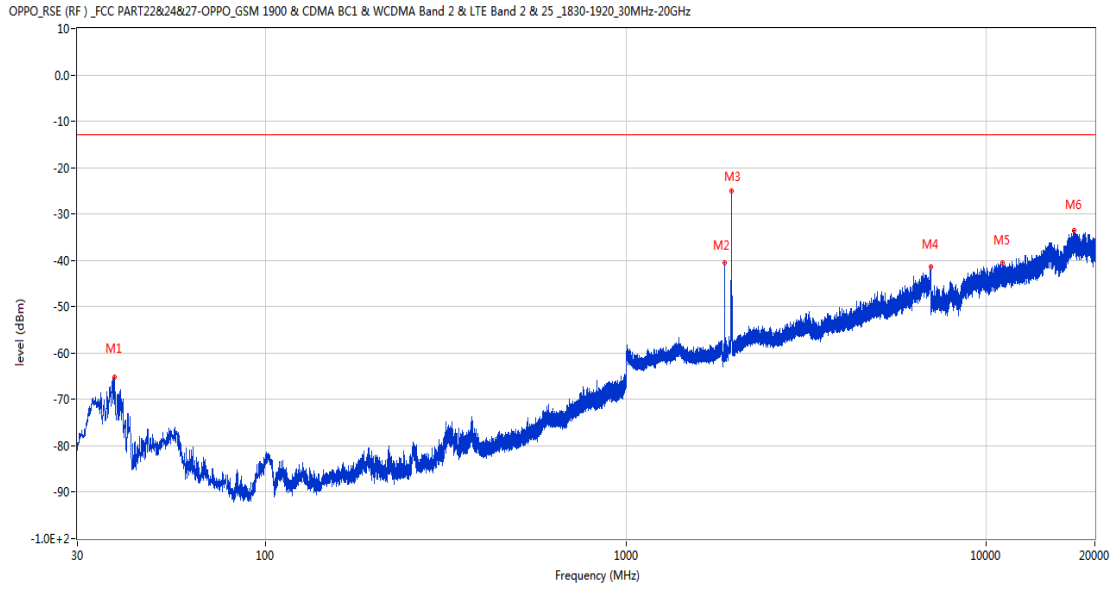
8.3 LTE Band 2 BW5, Middle Channel

RSE-H&H LTE Band 2 BW5 CH18900



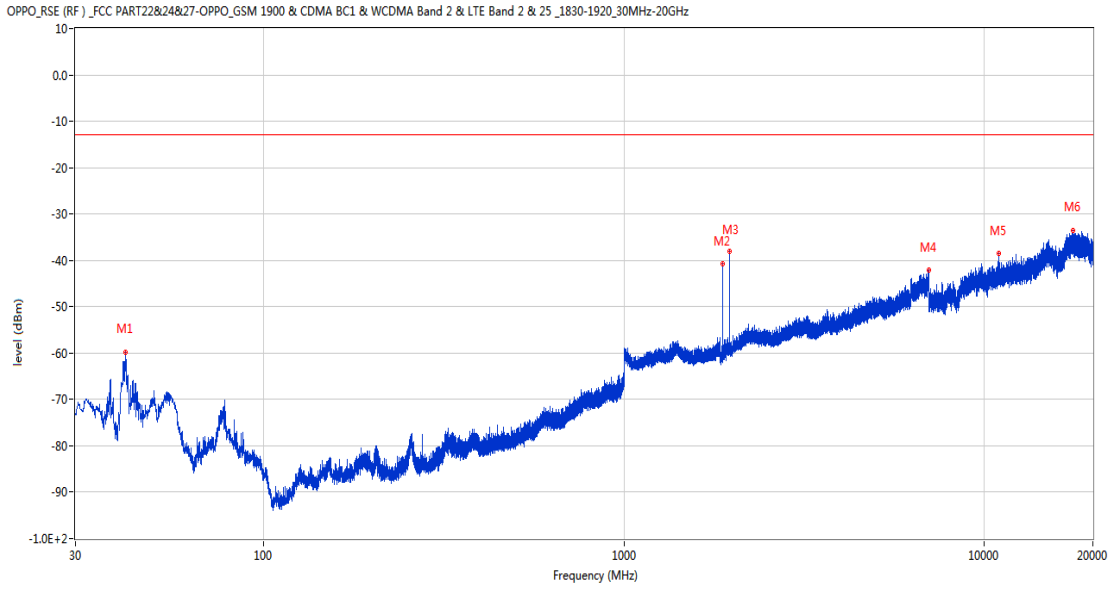
Frequency (MHz)	Result (dBm)	Factor (dB)	PK Limit (dBm)	Over Limit (dB)	Table (o)	ANT	EUT	Verdict
37.566	-65.36	-19.34	-13.0	-52.36	92.00	Horizontal	Horizontal	Pass
1878.200	-40.57	-4.05	-13.0	-27.57	136.00	Horizontal	Horizontal	N/A
1959.300	-26.08	-4.67	-13.0	-13.08	118.00	Horizontal	Horizontal	N/A
6423.200	-43.89	10.75	-13.0	-30.89	1.00	Horizontal	Horizontal	Pass
11627.888	-39.56	17.43	-13.0	-26.56	231.00	Horizontal	Horizontal	Pass
17483.162	-33.76	21.60	-13.0	-20.76	-3.00	Horizontal	Horizontal	Pass

RSE-H&V LTE Band 2 BW5 CH18900



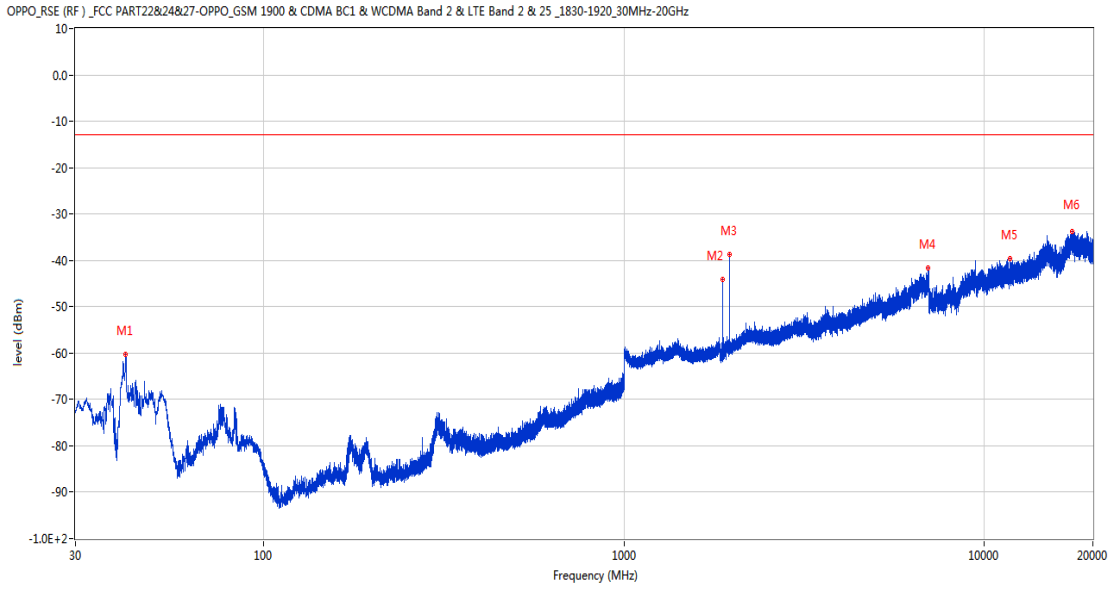
Frequency (MHz)	Result (dBm)	Factor (dB)	PK Limit (dBm)	Over Limit (dB)	Table (o)	ANT	EUT	Verdict
37.954	-65.31	-19.47	-13.0	-52.31	4.00	Horizontal	Vertical	Pass
1878.300	-40.59	-4.05	-13.0	-27.59	150.00	Horizontal	Vertical	N/A
1962.400	-25.12	-4.67	-13.0	-12.12	95.00	Horizontal	Vertical	N/A
6994.800	-41.43	13.59	-13.0	-28.43	102.00	Horizontal	Vertical	Pass
11070.137	-40.48	15.86	-13.0	-27.48	320.00	Horizontal	Vertical	Pass
17475.912	-33.57	21.71	-13.0	-20.57	273.00	Horizontal	Vertical	Pass

RSE-V&V LTE Band 2 BW5 CH18900



Frequency (MHz)	Result (dBm)	Factor (dB)	PK Limit (dBm)	Over Limit (dB)	Table (o)	ANT	EUT	Verdict
41.300	-59.73	-17.70	-13.0	-46.73	39.00	Vertical	Vertical	Pass
1878.200	-40.77	-4.05	-13.0	-27.77	360.00	Vertical	Vertical	N/A
1959.000	-38.15	-4.67	-13.0	-25.15	168.00	Vertical	Vertical	N/A
6998.800	-42.16	13.64	-13.0	-29.16	1.00	Vertical	Vertical	Pass
10985.612	-38.57	17.27	-13.0	-25.57	84.00	Vertical	Vertical	Pass
17587.562	-33.59	22.11	-13.0	-20.59	275.00	Vertical	Vertical	Pass

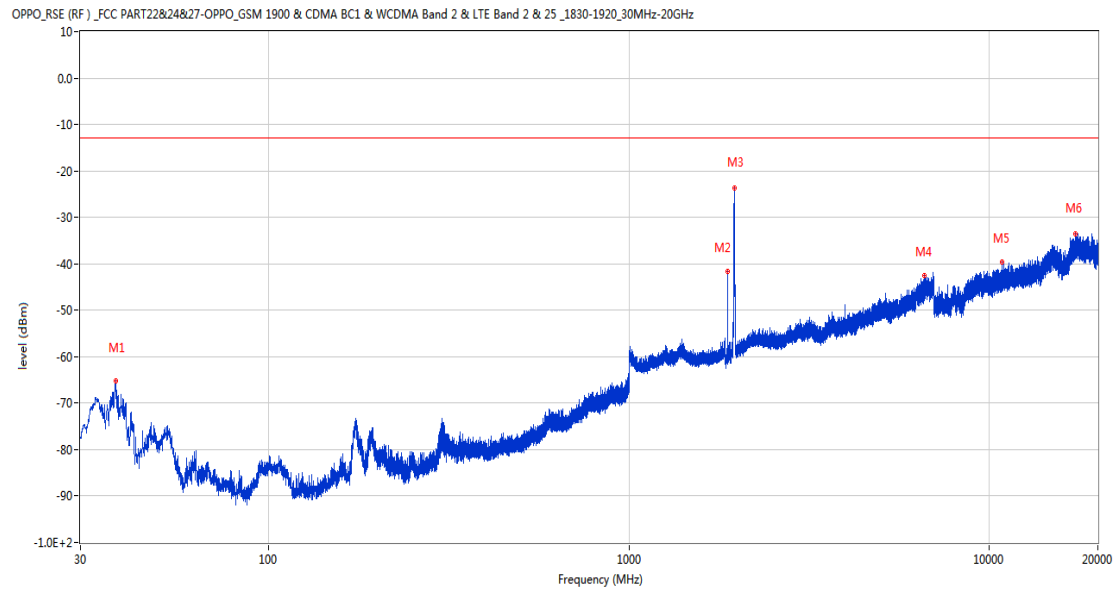
RSE-V&H LTE Band 2 BW5 CH18900



Frequency (MHz)	Result (dBm)	Factor (dB)	PK Limit (dBm)	Over Limit (dB)	Table (o)	ANT	EUT	Verdict
41.398	-60.20	-17.64	-13.0	-47.20	142.00	Vertical	Horizontal	Pass
1878.200	-44.19	-4.05	-13.0	-31.19	11.00	Vertical	Horizontal	N/A
1959.600	-38.76	-4.68	-13.0	-25.76	326.00	Vertical	Horizontal	N/A
6972.800	-41.67	13.67	-13.0	-28.67	344.00	Vertical	Horizontal	Pass
11749.213	-39.66	18.24	-13.0	-26.66	196.00	Vertical	Horizontal	Pass
17474.099	-33.75	21.71	-13.0	-20.75	232.00	Vertical	Horizontal	Pass

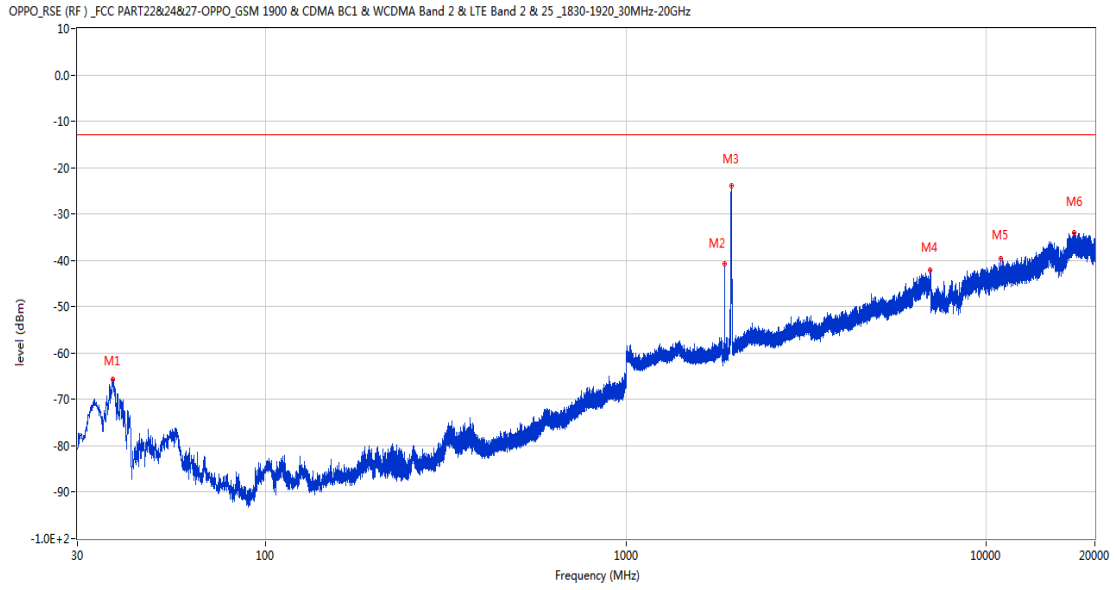
8.4 LTE Band 2 BW10, Middle Channel

RSE-H&H LTE Band 2 BW10 CH18900



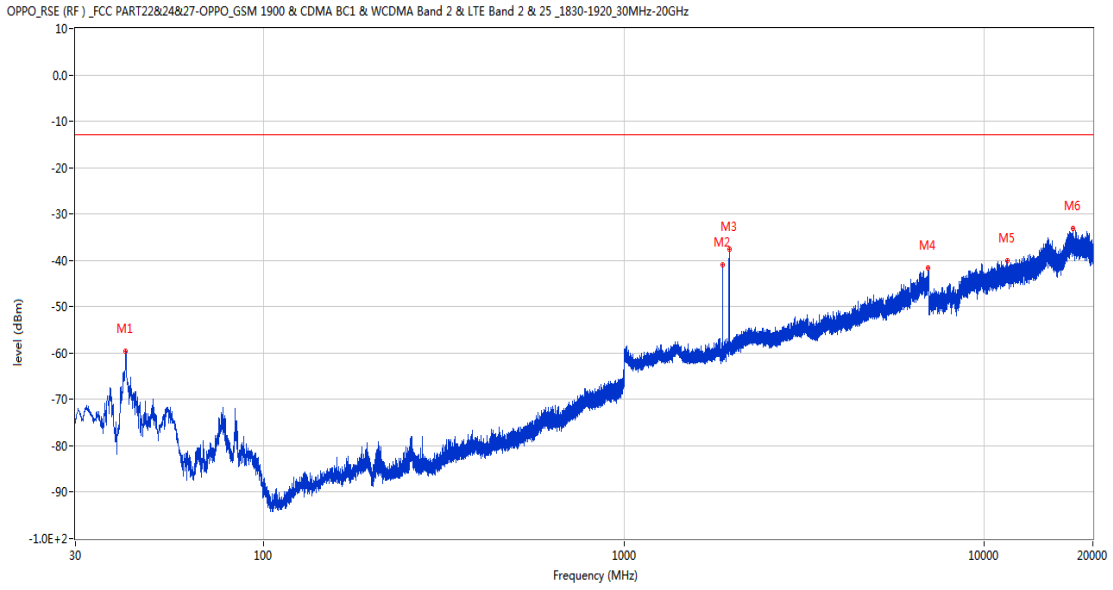
Frequency (MHz)	Result (dBm)	Factor (dB)	PK Limit (dBm)	Over Limit (dB)	Table (o)	ANT	EUT	Verdict
37.517	-65.21	-19.32	-13.0	-52.21	62.00	Horizontal	Horizontal	Pass
1876.000	-41.52	-4.08	-13.0	-28.52	49.00	Horizontal	Horizontal	N/A
1958.300	-23.76	-4.67	-13.0	-10.76	229.00	Horizontal	Horizontal	N/A
6608.000	-42.57	12.25	-13.0	-29.57	117.00	Horizontal	Horizontal	Pass
10861.700	-39.68	17.48	-13.0	-26.68	166.00	Horizontal	Horizontal	Pass
17320.401	-33.52	21.08	-13.0	-20.52	133.00	Horizontal	Horizontal	Pass

RSE-H&V LTE Band 2 BW10 CH18900



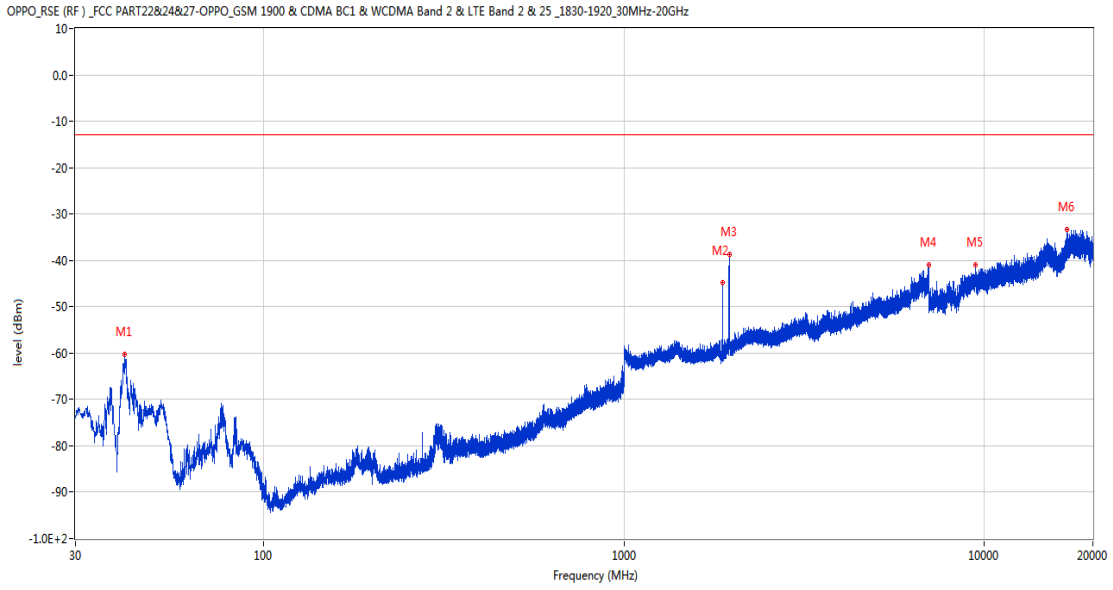
Frequency (MHz)	Result (dBm)	Factor (dB)	PK Limit (dBm)	Over Limit (dB)	Table (o)	ANT	EUT	Verdict
37.712	-65.57	-19.39	-13.0	-52.57	151.00	Horizontal	Vertical	Pass
1876.000	-40.73	-4.08	-13.0	-27.73	187.00	Horizontal	Vertical	N/A
1960.300	-23.94	-4.69	-13.0	-10.94	110.00	Horizontal	Vertical	N/A
6992.800	-42.02	13.61	-13.0	-29.02	358.00	Horizontal	Vertical	Pass
10986.474	-39.65	17.29	-13.0	-26.65	302.00	Horizontal	Vertical	Pass
17555.300	-33.94	22.49	-13.0	-20.94	-1.00	Horizontal	Vertical	Pass

RSE-V&V LTE Band 2 BW10 CH18900



Frequency (MHz)	Result (dBm)	Factor (dB)	PK Limit (dBm)	Over Limit (dB)	Table (o)	ANT	EUT	Verdict
41.398	-59.57	-17.64	-13.0	-46.57	205.00	Vertical	Vertical	Pass
1876.000	-40.92	-4.08	-13.0	-27.92	331.00	Vertical	Vertical	N/A
1957.400	-37.59	-4.67	-13.0	-24.59	304.00	Vertical	Vertical	N/A
6992.200	-41.68	13.56	-13.0	-28.68	328.00	Vertical	Vertical	Pass
11606.612	-40.04	17.88	-13.0	-27.04	320.00	Vertical	Vertical	Pass
17639.399	-33.12	21.39	-13.0	-20.12	198.00	Vertical	Vertical	Pass

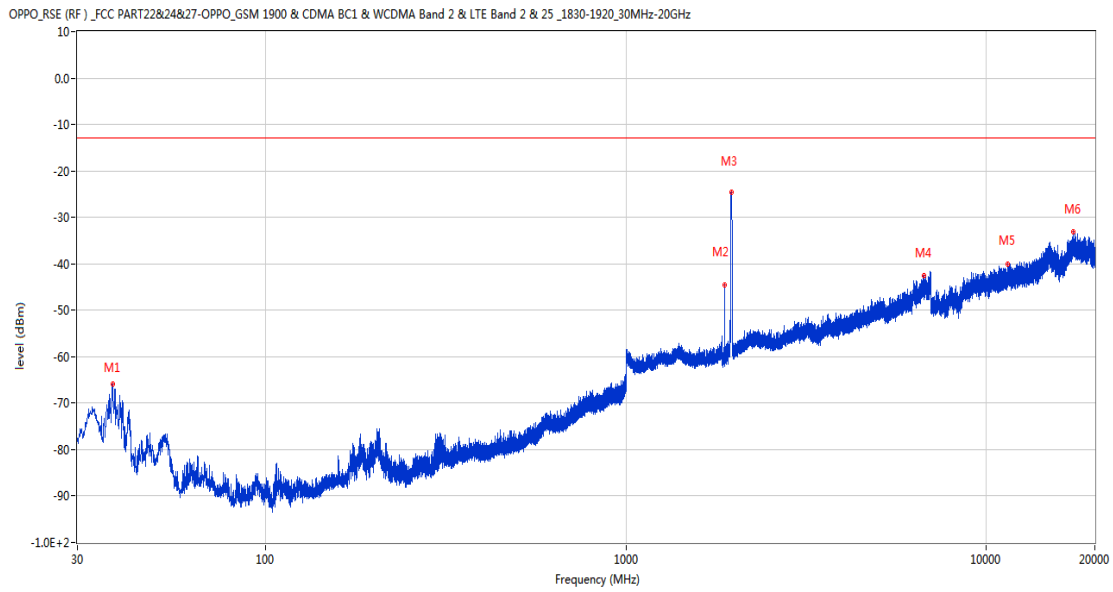
RSE-V&H LTE Band 2 BW10 CH18900



Frequency (MHz)	Result (dBm)	Factor (dB)	PK Limit (dBm)	Over Limit (dB)	Table (o)	ANT	EUT	Verdict
41.155	-60.30	-17.77	-13.0	-47.30	10.00	Vertical	Horizontal	Pass
1876.100	-44.85	-4.08	-13.0	-31.85	26.00	Vertical	Horizontal	N/A
1957.300	-38.60	-4.67	-13.0	-25.60	327.00	Vertical	Horizontal	N/A
6999.200	-41.05	13.65	-13.0	-28.05	128.00	Vertical	Horizontal	Pass
9433.687	-40.85	16.34	-13.0	-27.85	174.00	Vertical	Horizontal	Pass
16958.261	-33.34	20.74	-13.0	-20.34	82.00	Vertical	Horizontal	Pass

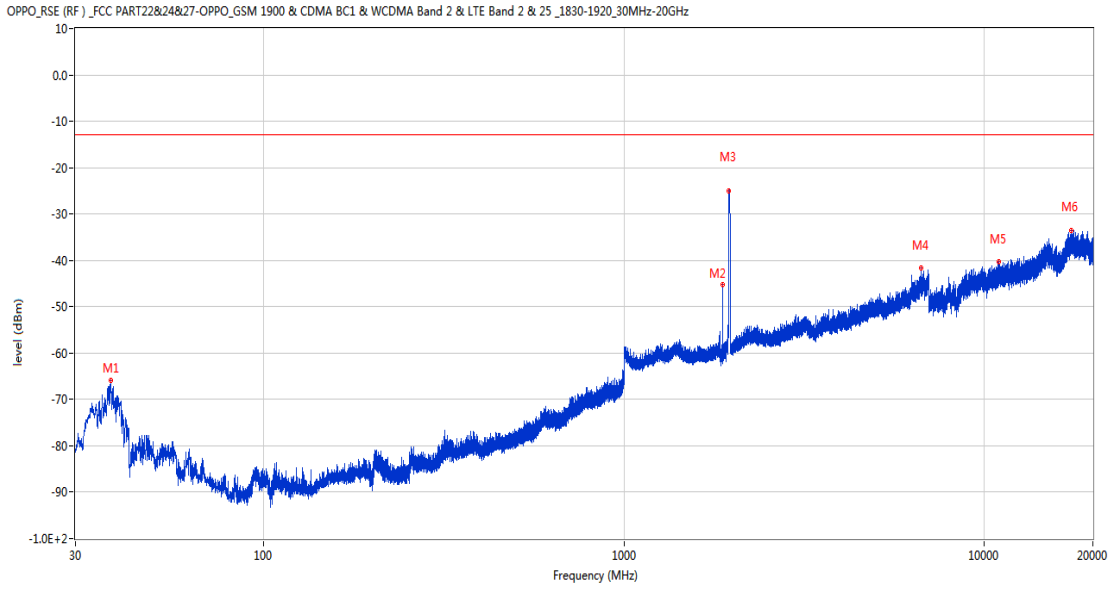
8.5 LTE Band 2 BW15, Middle Channel

RSE-H&H LTE Band 2 BW15 CH18900



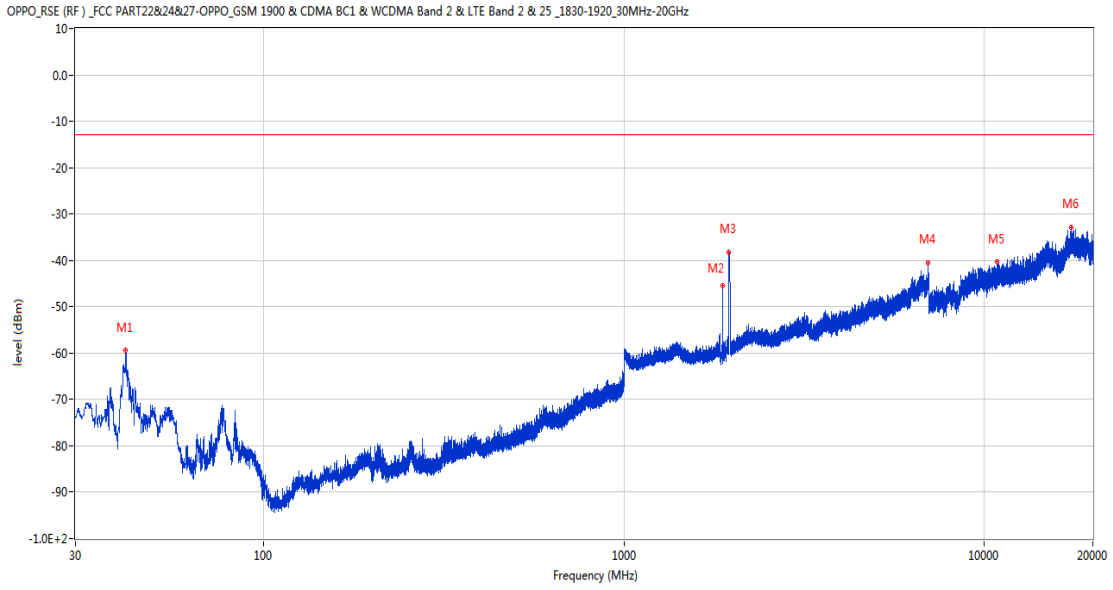
Frequency (MHz)	Result (dBm)	Factor (dB)	PK Limit (dBm)	Over Limit (dB)	Table (o)	ANT	EUT	Verdict
37.517	-65.97	-19.32	-13.0	-52.97	295.00	Horizontal	Horizontal	Pass
1873.800	-44.66	-4.11	-13.0	-31.66	132.00	Horizontal	Horizontal	N/A
1958.200	-24.68	-4.67	-13.0	-11.68	231.00	Horizontal	Horizontal	N/A
6696.000	-42.54	11.47	-13.0	-29.54	142.00	Horizontal	Horizontal	Pass
11434.401	-40.15	17.21	-13.0	-27.15	38.00	Horizontal	Horizontal	Pass
17458.149	-33.15	21.78	-13.0	-20.15	-1.00	Horizontal	Horizontal	Pass

RSE-H&V LTE Band 2 BW15 CH18900



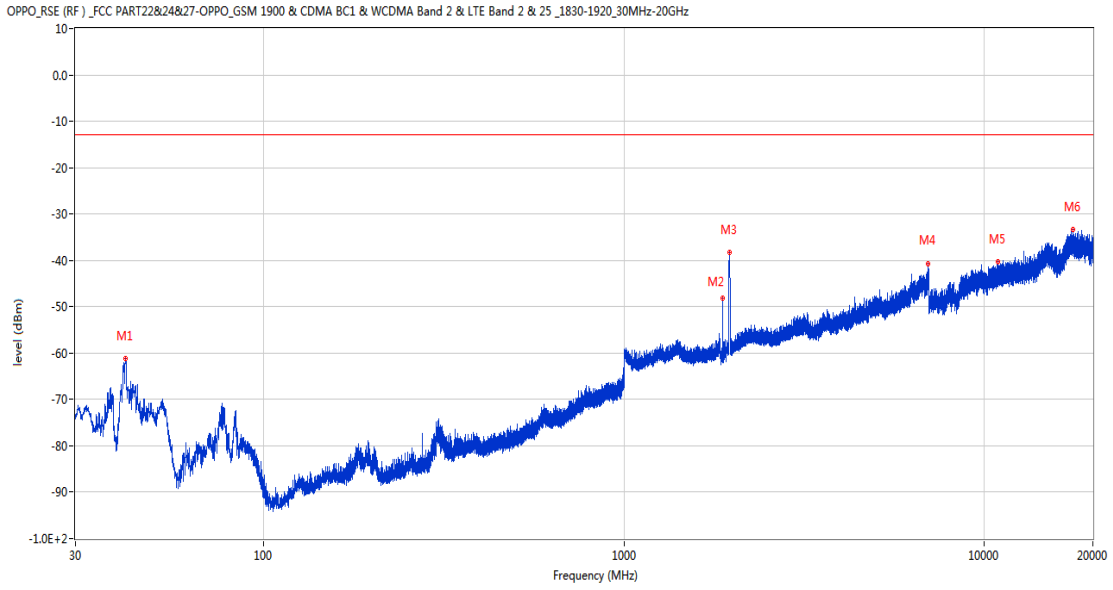
Frequency (MHz)	Result (dBm)	Factor (dB)	PK Limit (dBm)	Over Limit (dB)	Table (o)	ANT	EUT	Verdict
37.566	-65.84	-19.34	-13.0	-52.84	352.00	Horizontal	Vertical	Pass
1873.800	-45.11	-4.11	-13.0	-32.11	152.00	Horizontal	Vertical	N/A
1956.000	-25.05	-4.66	-13.0	-12.05	228.00	Horizontal	Vertical	N/A
6679.200	-41.72	11.77	-13.0	-28.72	332.00	Horizontal	Vertical	Pass
10943.925	-40.33	16.66	-13.0	-27.33	320.00	Horizontal	Vertical	Pass
17430.239	-33.57	22.40	-13.0	-20.57	338.00	Horizontal	Vertical	Pass

RSE-V&V LTE Band 2 BW15 CH18900



Frequency (MHz)	Result (dBm)	Factor (dB)	PK Limit (dBm)	Over Limit (dB)	Table (o)	ANT	EUT	Verdict
41.398	-59.40	-17.64	-13.0	-46.40	354.00	Vertical	Vertical	Pass
1873.600	-45.47	-4.11	-13.0	-32.47	361.00	Vertical	Vertical	N/A
1955.300	-38.18	-4.66	-13.0	-25.18	240.00	Vertical	Vertical	N/A
6993.400	-40.58	13.66	-13.0	-27.58	229.00	Vertical	Vertical	Pass
10860.550	-40.24	17.51	-13.0	-27.24	218.00	Vertical	Vertical	Pass
17380.575	-32.78	22.24	-13.0	-19.78	69.00	Vertical	Vertical	Pass

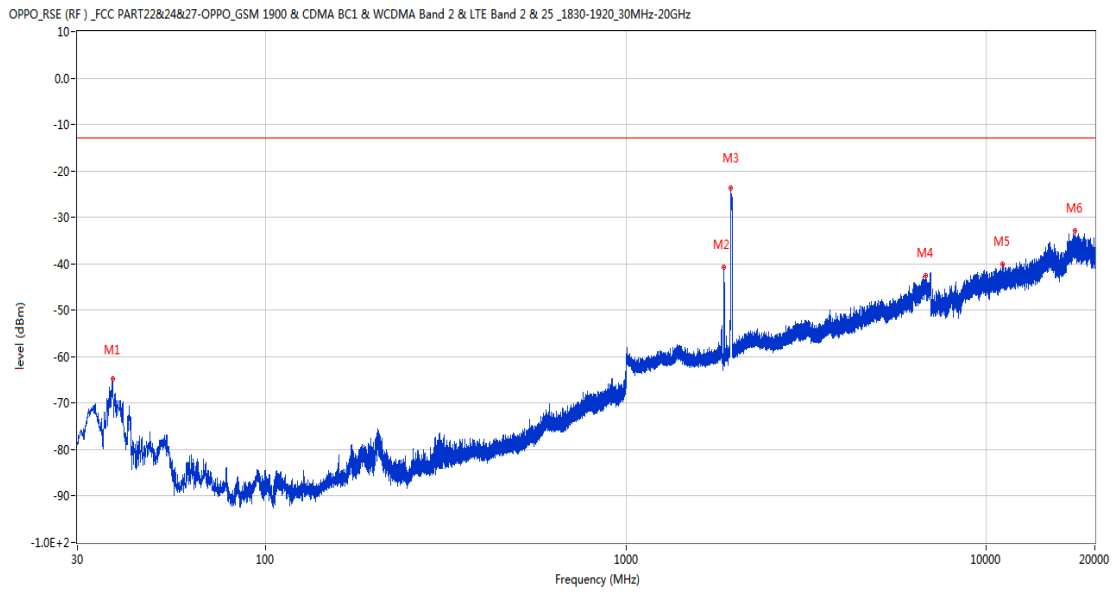
RSE-V&H LTE Band 2 BW15 CH18900



Frequency (MHz)	Result (dBm)	Factor (dB)	PK Limit (dBm)	Over Limit (dB)	Table (o)	ANT	EUT	Verdict
41.300	-61.08	-17.70	-13.0	-48.08	134.00	Vertical	Horizontal	Pass
1873.800	-48.13	-4.11	-13.0	-35.13	-1.00	Vertical	Horizontal	N/A
1962.900	-38.26	-4.65	-13.0	-25.26	330.00	Vertical	Horizontal	N/A
6992.600	-40.64	13.59	-13.0	-27.64	212.00	Vertical	Horizontal	Pass
10898.500	-40.19	17.68	-13.0	-27.19	-3.00	Vertical	Horizontal	Pass
17608.225	-33.42	21.90	-13.0	-20.42	146.00	Vertical	Horizontal	Pass

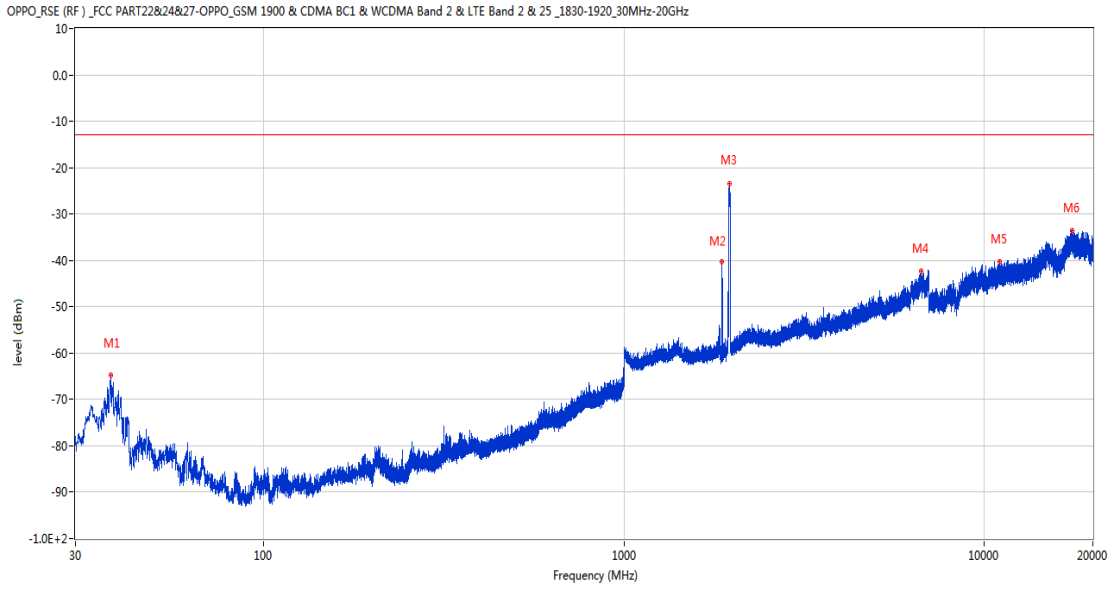
8.6 LTE Band 2 BW20, Middle Channel

RSE-H&H LTE Band 2 BW20 CH18900



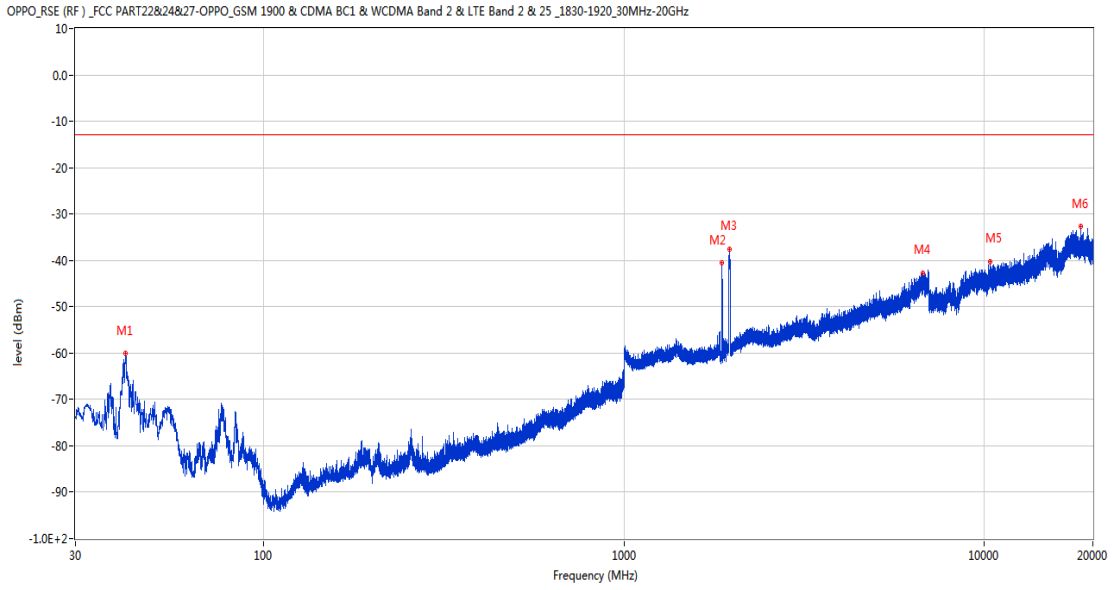
Frequency (MHz)	Result (dBm)	Factor (dB)	PK Limit (dBm)	Over Limit (dB)	Table (o)	ANT	EUT	Verdict
37.517	-64.84	-19.32	-13.0	-51.84	218.00	Horizontal	Horizontal	Pass
1871.400	-40.79	-4.14	-13.0	-27.79	103.00	Horizontal	Horizontal	N/A
1953.400	-23.73	-4.63	-13.0	-10.73	229.00	Horizontal	Horizontal	N/A
6770.000	-42.61	11.51	-13.0	-29.61	359.00	Horizontal	Horizontal	Pass
11063.238	-40.10	15.96	-13.0	-27.10	174.00	Horizontal	Horizontal	Pass
17595.175	-32.86	22.02	-13.0	-19.86	110.00	Horizontal	Horizontal	Pass

RSE-H&V LTE Band 2 BW20 CH18900



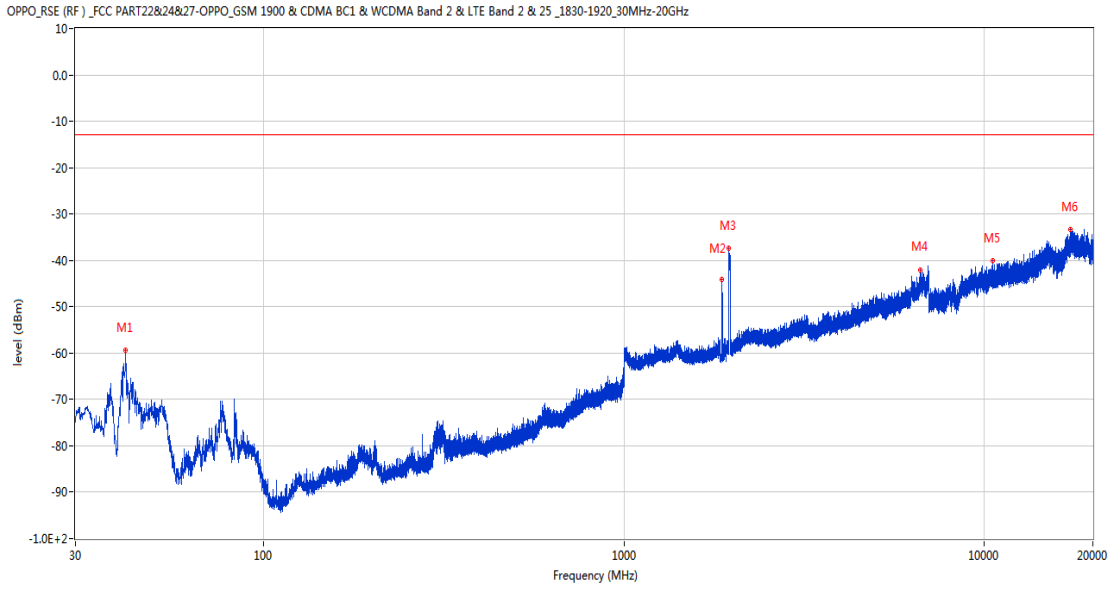
Frequency (MHz)	Result (dBm)	Factor (dB)	PK Limit (dBm)	Over Limit (dB)	Table (o)	ANT	EUT	Verdict
37.566	-64.78	-19.34	-13.0	-51.78	295.00	Horizontal	Vertical	Pass
1871.500	-40.37	-4.14	-13.0	-27.37	188.00	Horizontal	Vertical	N/A
1962.000	-23.36	-4.69	-13.0	-10.36	240.00	Horizontal	Vertical	N/A
6667.000	-42.40	11.56	-13.0	-29.40	39.00	Horizontal	Vertical	Pass
11013.787	-40.39	17.16	-13.0	-27.39	287.00	Horizontal	Vertical	Pass
17475.187	-33.59	21.71	-13.0	-20.59	-3.00	Horizontal	Vertical	Pass

RSE-V&V LTE Band 2 BW20 CH18900



Frequency (MHz)	Result (dBm)	Factor (dB)	PK Limit (dBm)	Over Limit (dB)	Table (o)	ANT	EUT	Verdict
41.398	-60.15	-17.64	-13.0	-47.15	235.00	Vertical	Vertical	Pass
1871.500	-40.55	-4.14	-13.0	-27.55	328.00	Vertical	Vertical	N/A
1965.700	-37.51	-4.58	-13.0	-24.51	328.00	Vertical	Vertical	N/A
6745.400	-42.76	11.87	-13.0	-29.76	277.00	Vertical	Vertical	Pass
10353.401	-40.36	16.95	-13.0	-27.36	355.00	Vertical	Vertical	Pass
18495.988	-32.74	23.41	-13.0	-19.74	40.00	Vertical	Vertical	Pass

RSE-V&H LTE Band 2 BW20 CH18900

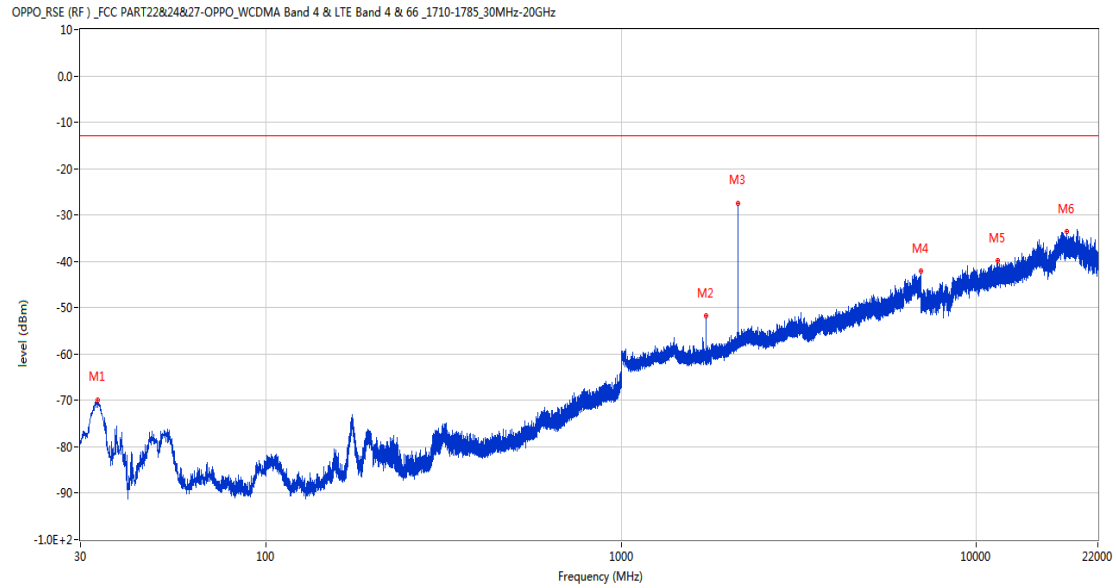


Frequency (MHz)	Result (dBm)	Factor (dB)	PK Limit (dBm)	Over Limit (dB)	Table (o)	ANT	EUT	Verdict
41.300	-59.29	-17.70	-13.0	-46.29	0.00	Vertical	Horizontal	Pass
1871.500	-44.02	-4.14	-13.0	-31.02	28.00	Vertical	Horizontal	N/A
1954.500	-37.39	-4.65	-13.0	-24.39	361.00	Vertical	Horizontal	N/A
6650.600	-42.17	11.76	-13.0	-29.17	175.00	Vertical	Horizontal	Pass
10529.637	-40.13	16.28	-13.0	-27.13	110.00	Vertical	Horizontal	Pass
17345.413	-33.23	21.18	-13.0	-20.23	-3.00	Vertical	Horizontal	Pass

9 LTE Band 4

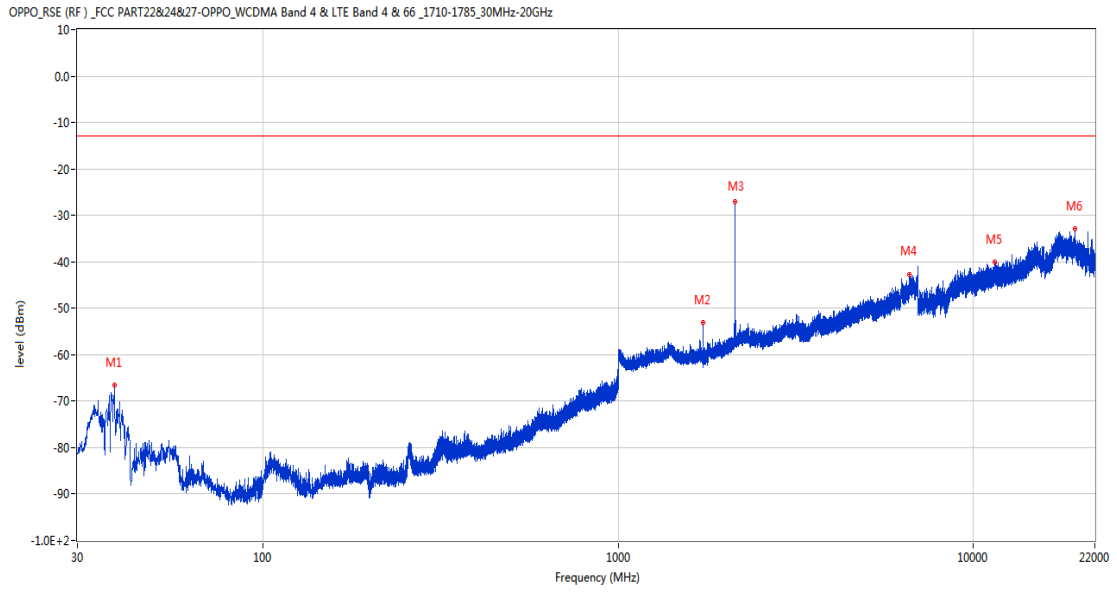
9.1 LTE Band 4 BW1.4, Middle Channel

RSE-H&H LTE Band 4 BW1.4 CH20175



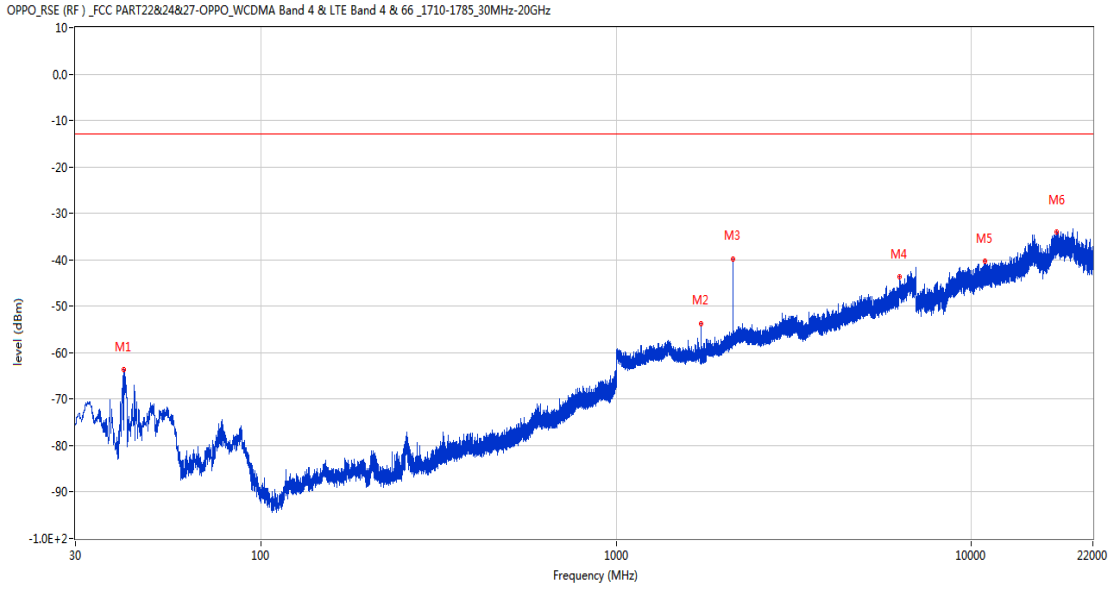
Frequency (MHz)	Result (dBm)	Factor (dB)	PK Limit (dBm)	Over Limit (dB)	Table (o)	ANT	EUT	Verdict
33.541	-69.84	-17.55	-13.0	-56.84	150.00	Horizontal	Horizontal	Pass
1732.600	-51.81	-4.53	-13.0	-38.81	164.00	Horizontal	Horizontal	N/A
2132.900	-27.43	-2.61	-13.0	-14.43	258.00	Horizontal	Horizontal	N/A
6996.600	-42.19	13.58	-13.0	-29.19	129.00	Horizontal	Horizontal	Pass
11489.025	-39.93	17.74	-13.0	-26.93	138.00	Horizontal	Horizontal	Pass
18010.937	-33.50	22.95	-13.0	-20.50	-3.00	Horizontal	Horizontal	Pass

RSE-H&V LTE Band 4 BW1.4 CH20175



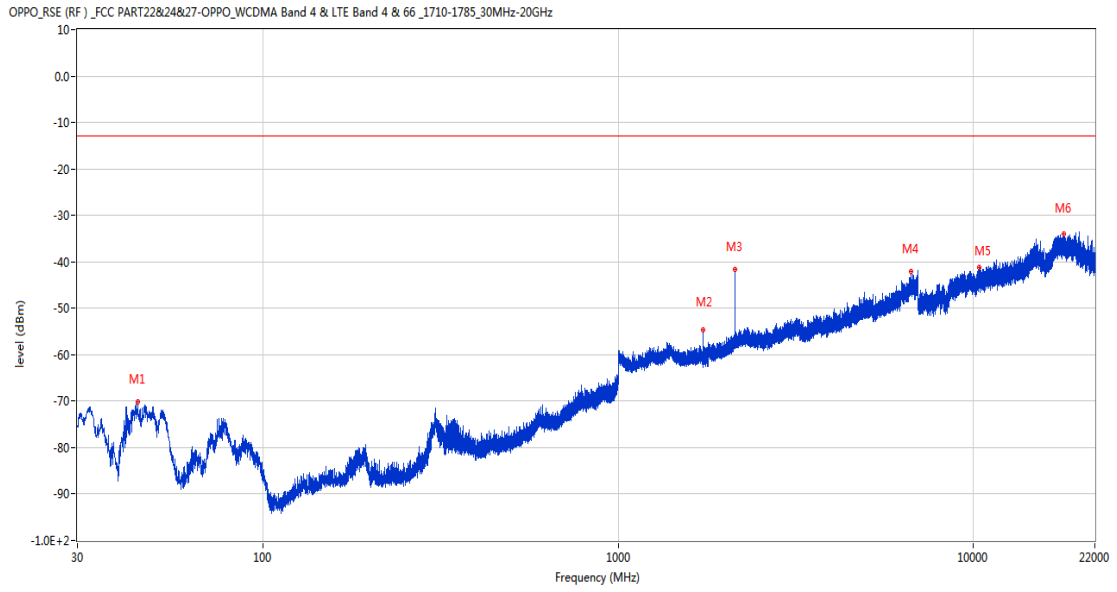
Frequency (MHz)	Result (dBm)	Factor (dB)	PK Limit (dBm)	Over Limit (dB)	Table (o)	ANT	EUT	Verdict
38.148	-66.62	-19.47	-13.0	-53.62	85.00	Horizontal	Vertical	Pass
1732.500	-53.19	-4.53	-13.0	-40.19	181.00	Horizontal	Vertical	N/A
2133.300	-27.04	-2.60	-13.0	-14.04	222.00	Horizontal	Vertical	N/A
6599.400	-42.74	11.47	-13.0	-29.74	263.00	Horizontal	Vertical	Pass
11500.237	-40.15	17.80	-13.0	-27.15	107.00	Horizontal	Vertical	Pass
19305.011	-32.92	27.28	-13.0	-19.92	123.00	Horizontal	Vertical	Pass

RSE-V&V LTE Band 4 BW1.4 CH20175



Frequency (MHz)	Result (dBm)	Factor (dB)	PK Limit (dBm)	Over Limit (dB)	Table (o)	ANT	EUT	Verdict
41.155	-63.63	-17.76	-13.0	-50.63	111.00	Vertical	Vertical	Pass
1732.600	-53.84	-4.53	-13.0	-40.84	196.00	Vertical	Vertical	N/A
2132.800	-39.90	-2.61	-13.0	-26.90	196.00	Vertical	Vertical	N/A
6275.600	-43.67	11.14	-13.0	-30.67	88.00	Vertical	Vertical	Pass
10950.250	-40.35	16.49	-13.0	-27.35	299.00	Vertical	Vertical	Pass
17396.738	-33.94	22.64	-13.0	-20.94	110.00	Vertical	Vertical	Pass

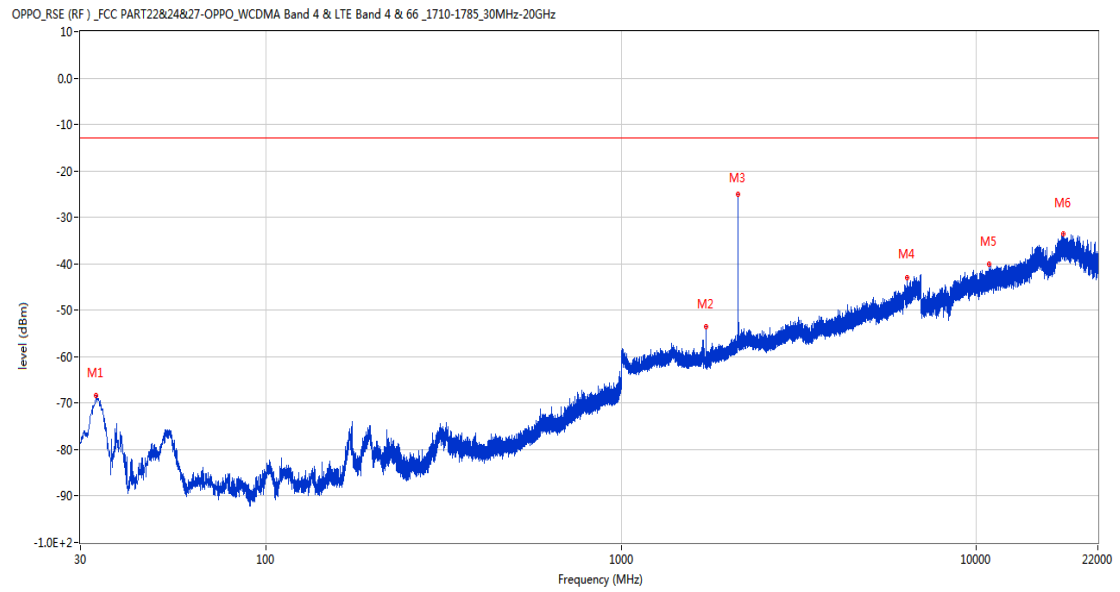
RSE-V&H LTE Band 4 BW1.4 CH20175



Frequency (MHz)	Result (dBm)	Factor (dB)	PK Limit (dBm)	Over Limit (dB)	Table (o)	ANT	EUT	Verdict
44.404	-70.10	-15.22	-13.0	-57.10	363.00	Vertical	Horizontal	Pass
1732.400	-54.72	-4.53	-13.0	-41.72	352.00	Vertical	Horizontal	N/A
2133.000	-41.60	-2.61	-13.0	-28.60	117.00	Vertical	Horizontal	N/A
6671.600	-42.10	11.61	-13.0	-29.10	281.00	Vertical	Horizontal	Pass
10394.225	-41.19	16.88	-13.0	-28.19	315.00	Vertical	Horizontal	Pass
17994.287	-34.11	22.88	-13.0	-21.11	339.00	Vertical	Horizontal	Pass

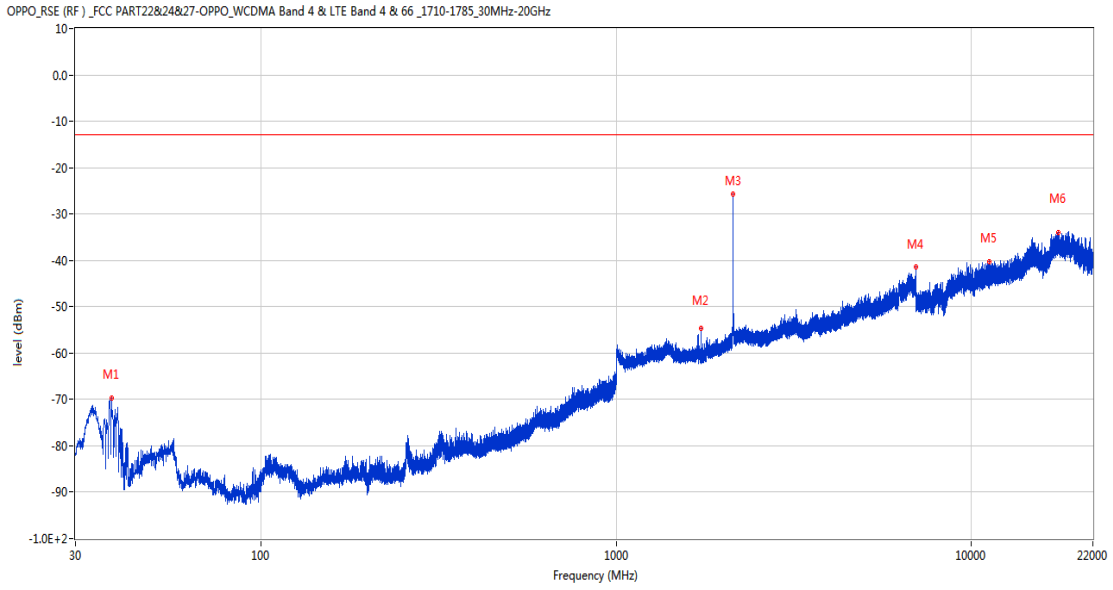
9.2 LTE Band 4 BW3, Middle Channel

RSE-H&H LTE Band 4 BW3 CH20175



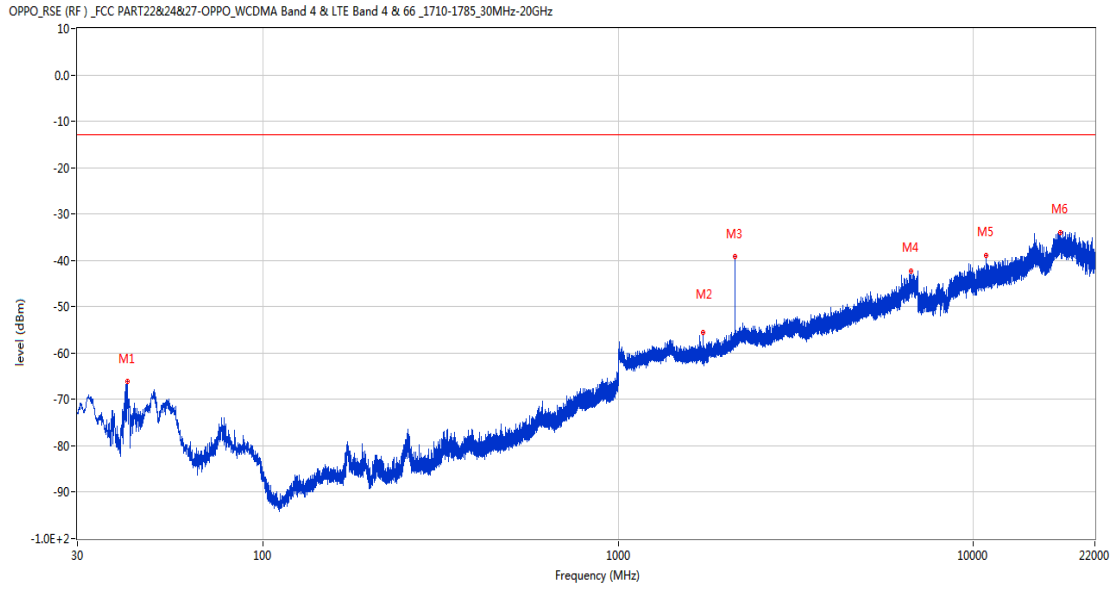
Frequency (MHz)	Result (dBm)	Factor (dB)	PK Limit (dBm)	Over Limit (dB)	Table (o)	ANT	EUT	Verdict
33.249	-68.30	-17.14	-13.0	-55.30	173.00	Horizontal	Horizontal	Pass
1731.400	-53.61	-4.53	-13.0	-40.61	141.00	Horizontal	Horizontal	N/A
2133.300	-25.01	-2.60	-13.0	-12.01	225.00	Horizontal	Horizontal	N/A
6397.400	-43.03	10.39	-13.0	-30.03	319.00	Horizontal	Horizontal	Pass
10868.312	-40.04	17.36	-13.0	-27.04	0.00	Horizontal	Horizontal	Pass
17607.176	-33.55	21.91	-13.0	-20.55	82.00	Horizontal	Horizontal	Pass

RSE-H&V LTE Band 4 BW3 CH20175



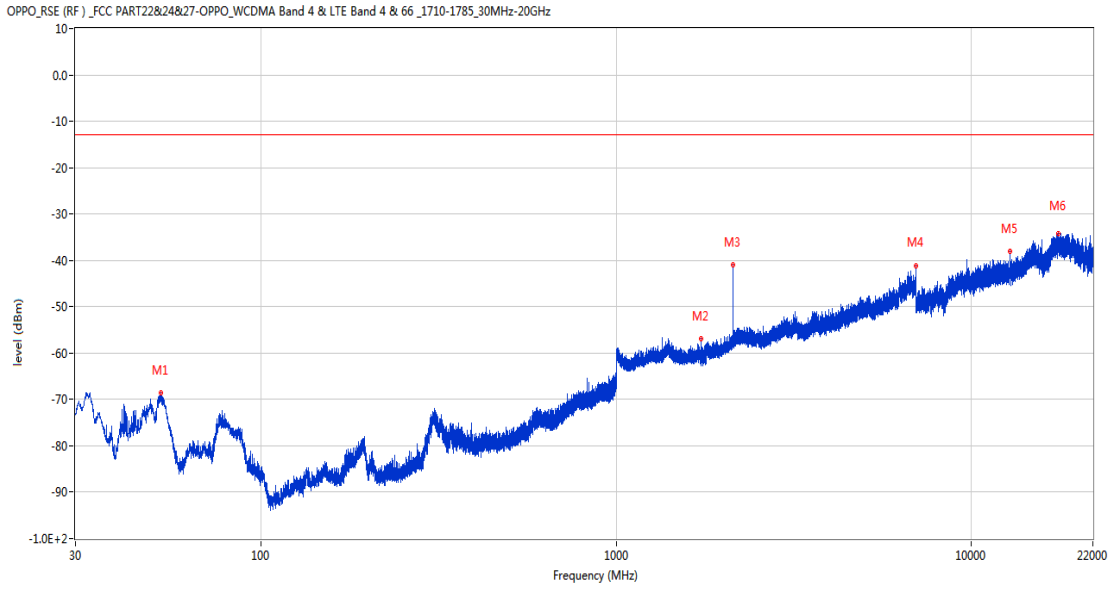
Frequency (MHz)	Result (dBm)	Factor (dB)	PK Limit (dBm)	Over Limit (dB)	Table (o)	ANT	EUT	Verdict
37.906	-69.63	-19.47	-13.0	-56.63	190.00	Horizontal	Vertical	Pass
1731.500	-54.72	-4.53	-13.0	-41.72	179.00	Horizontal	Vertical	N/A
2132.800	-25.77	-2.61	-13.0	-12.77	116.00	Horizontal	Vertical	N/A
6979.200	-41.44	13.90	-13.0	-28.44	195.00	Horizontal	Vertical	Pass
11226.250	-40.25	16.53	-13.0	-27.25	361.00	Horizontal	Vertical	Pass
17597.463	-34.03	22.00	-13.0	-21.03	129.00	Horizontal	Vertical	Pass

RSE-V&V LTE Band 4 BW3 CH20175



Frequency (MHz)	Result (dBm)	Factor (dB)	PK Limit (dBm)	Over Limit (dB)	Table (o)	ANT	EUT	Verdict
41.543	-66.08	-17.57	-13.0	-53.08	139.00	Vertical	Vertical	Pass
1731.600	-55.60	-4.53	-13.0	-42.60	185.00	Vertical	Vertical	N/A
2133.100	-39.15	-2.60	-13.0	-26.15	185.00	Vertical	Vertical	N/A
6677.800	-42.33	11.75	-13.0	-29.33	314.00	Vertical	Vertical	Pass
10895.912	-39.03	17.60	-13.0	-26.03	296.00	Vertical	Vertical	Pass
17576.188	-33.98	22.24	-13.0	-20.98	221.00	Vertical	Vertical	Pass

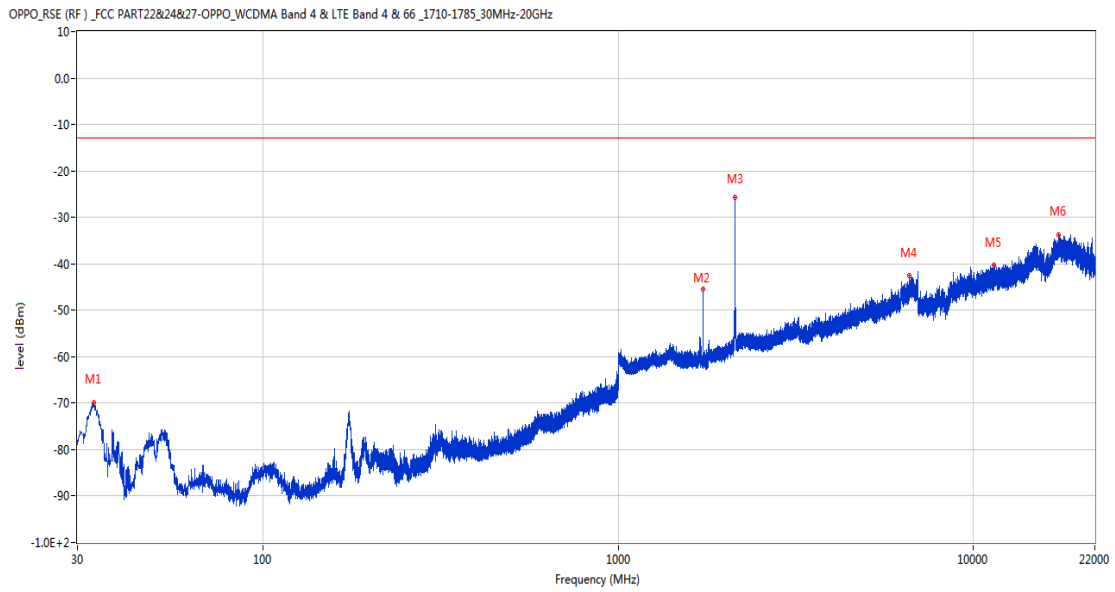
RSE-V&H LTE Band 4 BW3 CH20175



Frequency (MHz)	Result (dBm)	Factor (dB)	PK Limit (dBm)	Over Limit (dB)	Table (o)	ANT	EUT	Verdict
52.116	-68.59	-15.93	-13.0	-55.59	103.00	Vertical	Horizontal	Pass
1731.700	-56.93	-4.53	-13.0	-43.93	0.00	Vertical	Horizontal	N/A
2134.200	-41.02	-2.58	-13.0	-28.02	200.00	Vertical	Horizontal	N/A
6972.200	-41.19	13.65	-13.0	-28.19	145.00	Vertical	Horizontal	Pass
12856.375	-38.07	19.47	-13.0	-25.07	57.00	Vertical	Horizontal	Pass
17628.912	-34.30	21.61	-13.0	-21.30	168.00	Vertical	Horizontal	Pass

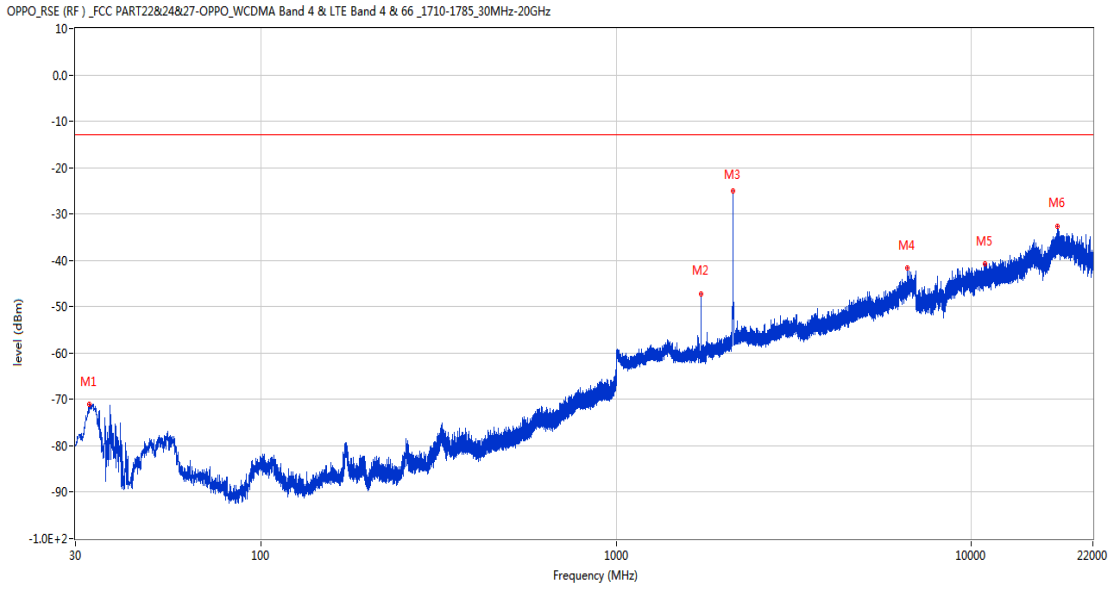
9.3 LTE Band 4 BW5, Middle Channel

RSE-H&H LTE Band 4 BW5 CH20175



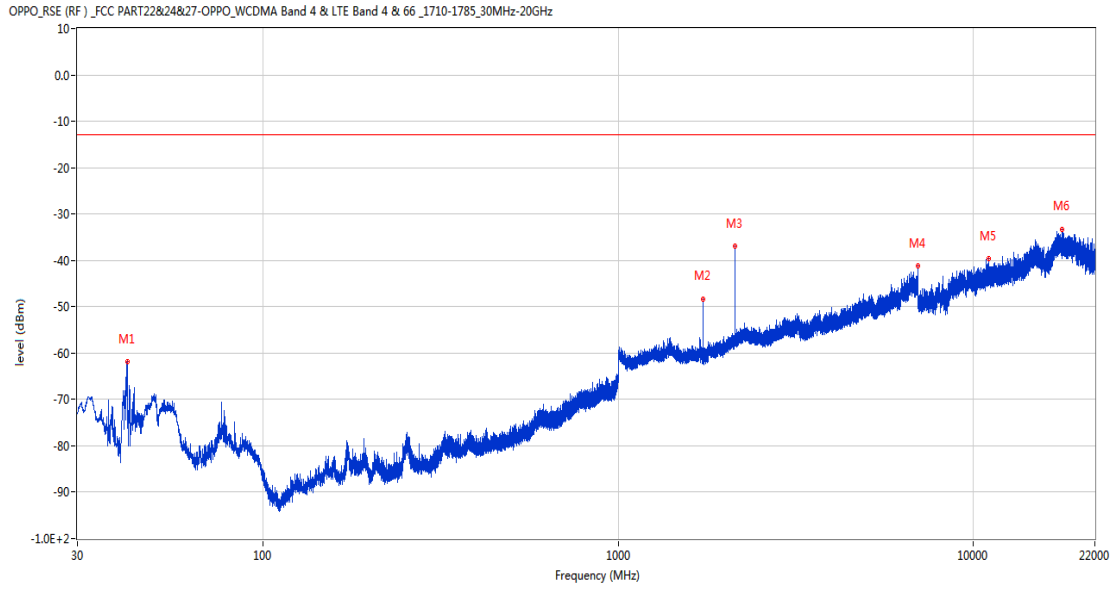
Frequency (MHz)	Result (dBm)	Factor (dB)	PK Limit (dBm)	Over Limit (dB)	Table (o)	ANT	EUT	Verdict
33.444	-69.99	-17.41	-13.0	-56.99	151.00	Horizontal	Horizontal	Pass
1730.800	-45.52	-4.53	-13.0	-32.52	134.00	Horizontal	Horizontal	N/A
2132.500	-25.70	-2.62	-13.0	-12.70	236.00	Horizontal	Horizontal	N/A
6608.000	-42.56	12.25	-13.0	-29.56	175.00	Horizontal	Horizontal	Pass
11429.224	-40.39	17.24	-13.0	-27.39	316.00	Horizontal	Horizontal	Pass
17430.962	-33.88	22.38	-13.0	-20.88	115.00	Horizontal	Horizontal	Pass

RSE-H&V LTE Band 4 BW5 CH20175



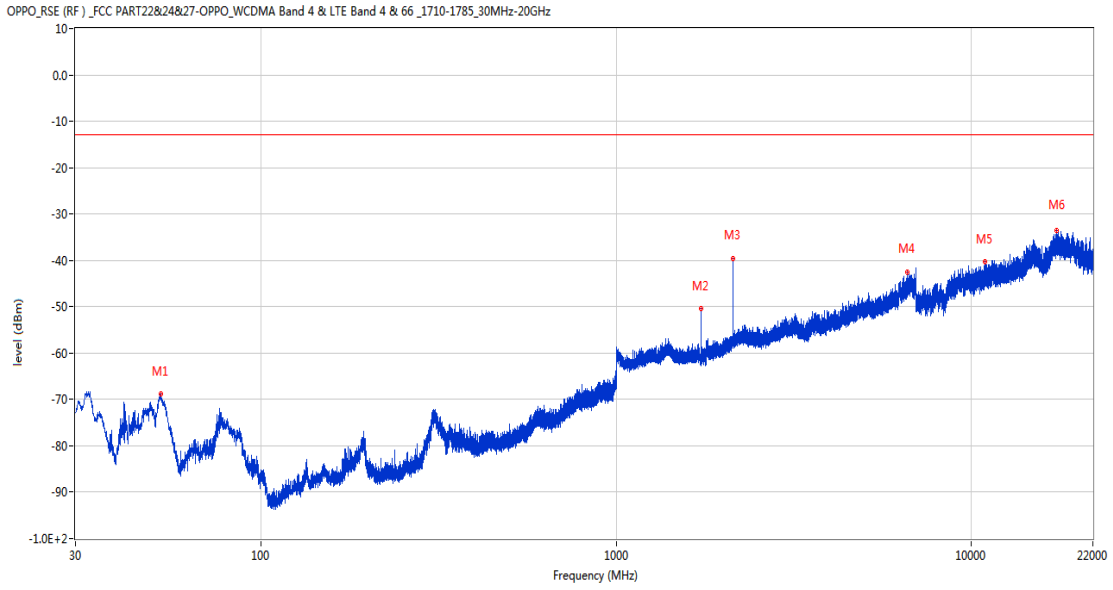
Frequency (MHz)	Result (dBm)	Factor (dB)	PK Limit (dBm)	Over Limit (dB)	Table (o)	ANT	EUT	Verdict
32.861	-71.14	-16.78	-13.0	-58.14	158.00	Horizontal	Vertical	Pass
1730.800	-47.14	-4.53	-13.0	-34.14	186.00	Horizontal	Vertical	N/A
2134.300	-25.06	-2.58	-13.0	-12.06	112.00	Horizontal	Vertical	N/A
6617.200	-41.61	12.10	-13.0	-28.61	256.00	Horizontal	Vertical	Pass
10901.662	-40.77	17.71	-13.0	-27.77	-3.00	Horizontal	Vertical	Pass
17466.114	-32.55	21.73	-13.0	-19.55	363.00	Horizontal	Vertical	Pass

RSE-V&V LTE Band 4 BW5 CH20175



Frequency (MHz)	Result (dBm)	Factor (dB)	PK Limit (dBm)	Over Limit (dB)	Table (o)	ANT	EUT	Verdict
41.398	-61.78	-17.64	-13.0	-48.78	149.00	Vertical	Vertical	Pass
1730.800	-48.26	-4.53	-13.0	-35.26	192.00	Vertical	Vertical	N/A
2132.300	-36.95	-2.63	-13.0	-23.95	135.00	Vertical	Vertical	N/A
6967.000	-41.18	13.30	-13.0	-28.18	266.00	Vertical	Vertical	Pass
11034.200	-39.55	16.77	-13.0	-26.55	360.00	Vertical	Vertical	Pass
17752.863	-33.41	21.48	-13.0	-20.41	360.00	Vertical	Vertical	Pass

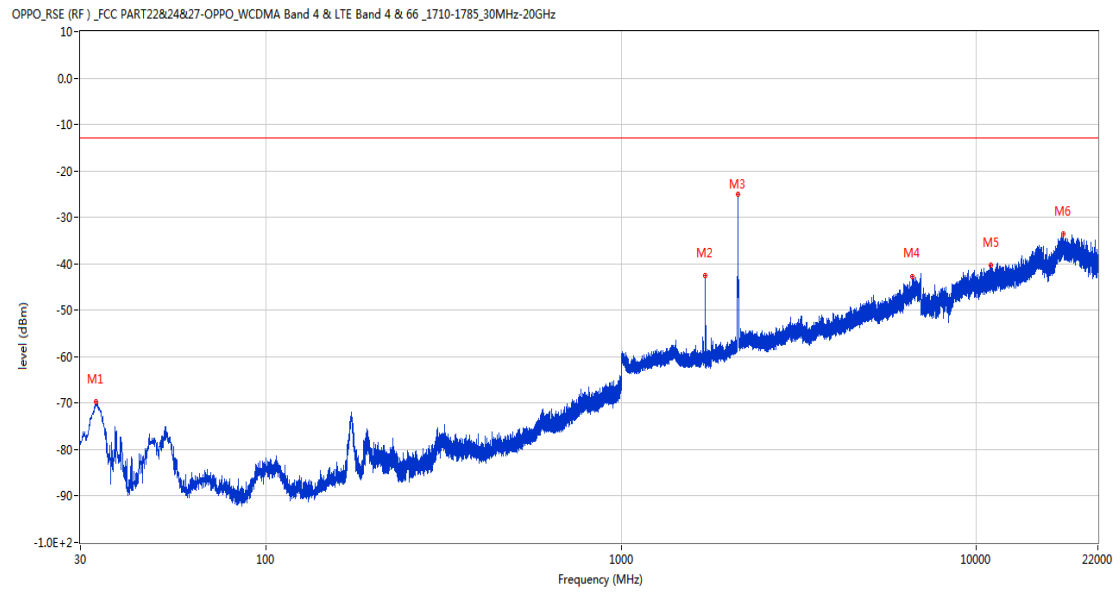
RSE-V&H LTE Band 4 BW5 CH20175



Frequency (MHz)	Result (dBm)	Factor (dB)	PK Limit (dBm)	Over Limit (dB)	Table (o)	ANT	EUT	Verdict
52.116	-68.78	-15.93	-13.0	-55.78	98.00	Vertical	Horizontal	Pass
1730.800	-50.39	-4.53	-13.0	-37.39	360.00	Vertical	Horizontal	N/A
2133.100	-39.64	-2.60	-13.0	-26.64	119.00	Vertical	Horizontal	N/A
6621.800	-42.61	12.00	-13.0	-29.61	65.00	Vertical	Horizontal	Pass
10905.687	-40.28	17.68	-13.0	-27.28	126.00	Vertical	Horizontal	Pass
17380.088	-33.59	22.23	-13.0	-20.59	298.00	Vertical	Horizontal	Pass

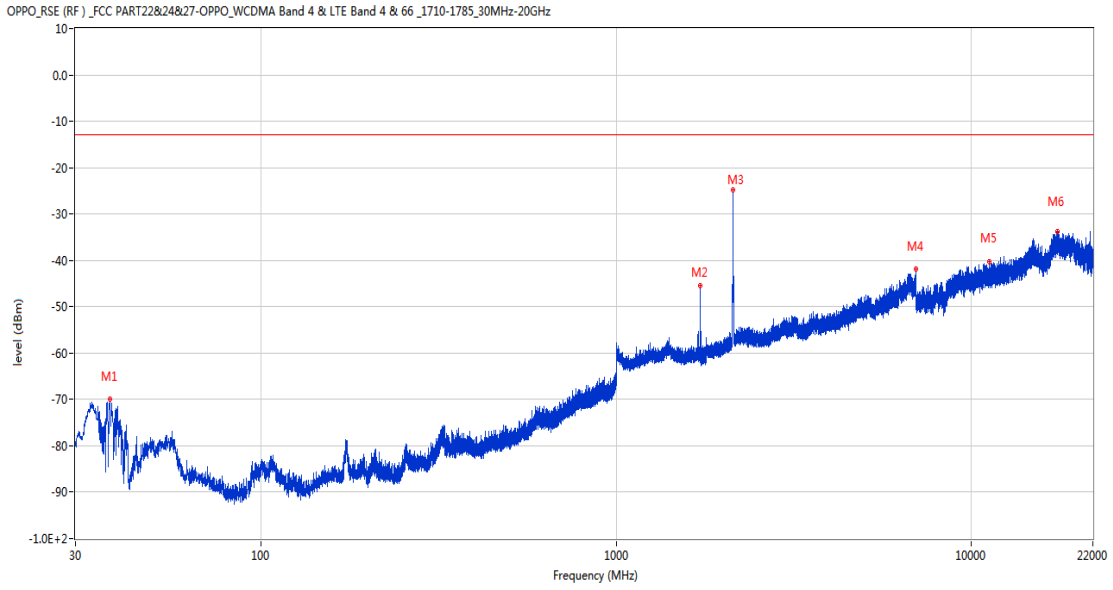
9.4 LTE Band 4 BW10, Middle Channel

RSE-H&H LTE Band 4 BW10 CH20175



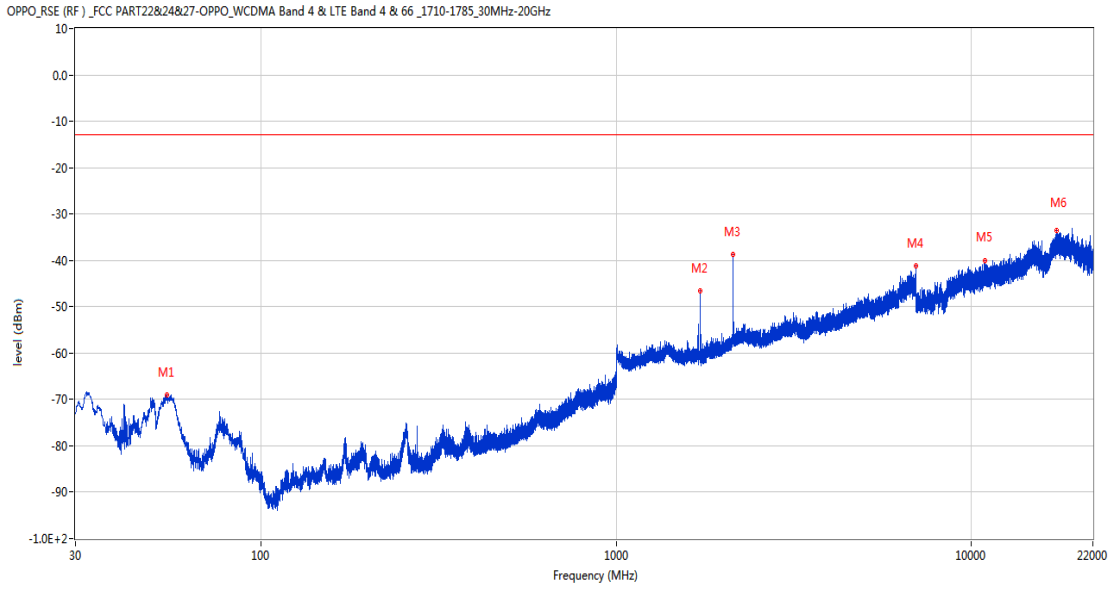
Frequency (MHz)	Result (dBm)	Factor (dB)	PK Limit (dBm)	Over Limit (dB)	Table (o)	ANT	EUT	Verdict
33.201	-69.67	-17.07	-13.0	-56.67	165.00	Horizontal	Horizontal	Pass
1728.500	-42.56	-4.53	-13.0	-29.56	143.00	Horizontal	Horizontal	N/A
2135.600	-25.01	-2.56	-13.0	-12.01	223.00	Horizontal	Horizontal	N/A
6618.800	-42.66	12.06	-13.0	-29.66	302.00	Horizontal	Horizontal	Pass
10988.200	-40.31	17.31	-13.0	-27.31	133.00	Horizontal	Horizontal	Pass
17595.150	-33.62	22.02	-13.0	-20.62	326.00	Horizontal	Horizontal	Pass

RSE-H&V LTE Band 4 BW10 CH20175



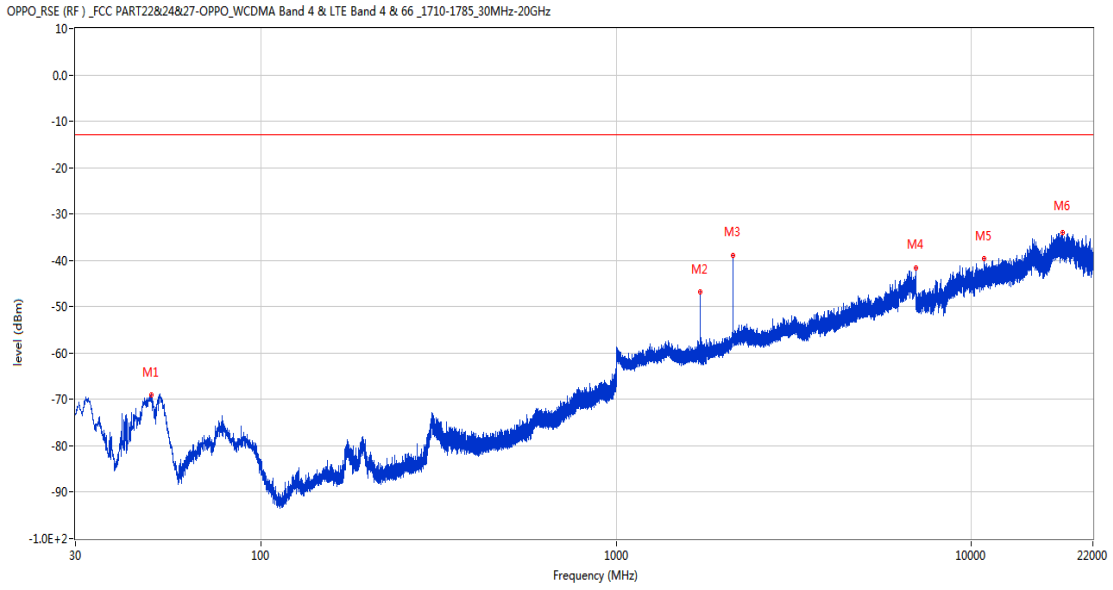
Frequency (MHz)	Result (dBm)	Factor (dB)	PK Limit (dBm)	Over Limit (dB)	Table (o)	ANT	EUT	Verdict
37.517	-70.00	-19.33	-13.0	-57.00	-3.00	Horizontal	Vertical	Pass
1728.400	-45.50	-4.53	-13.0	-32.50	194.00	Horizontal	Vertical	N/A
2135.000	-24.81	-2.57	-13.0	-11.81	235.00	Horizontal	Vertical	N/A
6992.800	-41.80	13.61	-13.0	-28.80	269.00	Horizontal	Vertical	Pass
11230.276	-40.39	16.56	-13.0	-27.39	360.00	Horizontal	Vertical	Pass
17476.749	-33.79	21.71	-13.0	-20.79	291.00	Horizontal	Vertical	Pass

RSE-V&V LTE Band 4 BW10 CH20175



Frequency (MHz)	Result (dBm)	Factor (dB)	PK Limit (dBm)	Over Limit (dB)	Table (o)	ANT	EUT	Verdict
54.153	-69.09	-16.71	-13.0	-56.09	361.00	Vertical	Vertical	Pass
1728.500	-46.61	-4.53	-13.0	-33.61	188.00	Vertical	Vertical	N/A
2136.300	-38.82	-2.54	-13.0	-25.82	135.00	Vertical	Vertical	N/A
6993.200	-41.20	13.64	-13.0	-28.20	197.00	Vertical	Vertical	Pass
10948.237	-40.05	16.54	-13.0	-27.05	-3.00	Vertical	Vertical	Pass
17420.325	-33.48	22.64	-13.0	-20.48	353.00	Vertical	Vertical	Pass

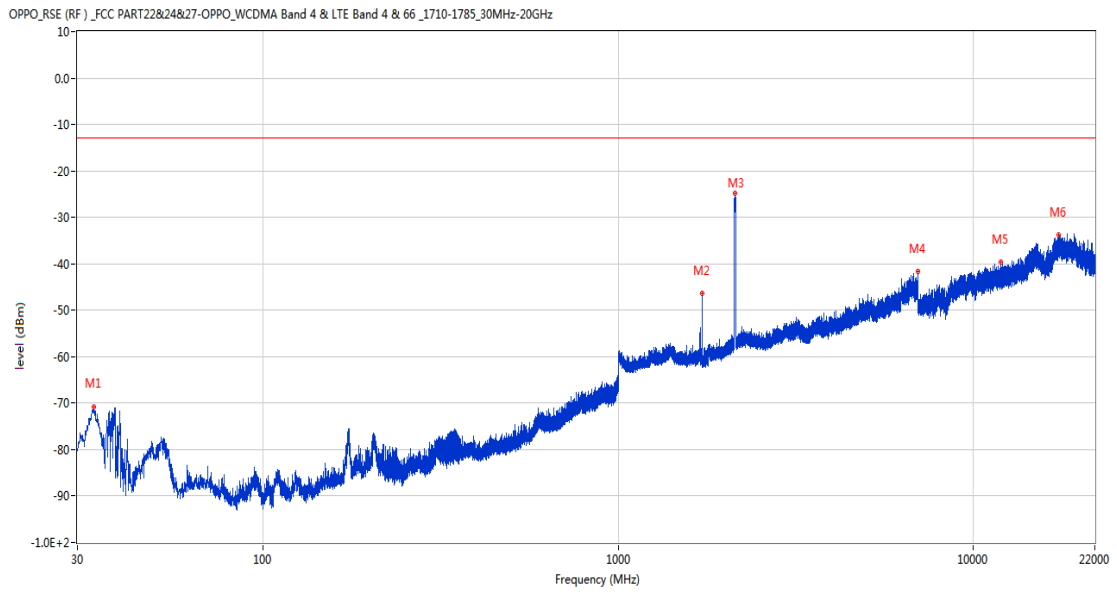
RSE-V&H LTE Band 4 BW10 CH20175



Frequency (MHz)	Result (dBm)	Factor (dB)	PK Limit (dBm)	Over Limit (dB)	Table (o)	ANT	EUT	Verdict
49.060	-69.12	-16.24	-13.0	-56.12	277.00	Vertical	Horizontal	Pass
1728.600	-46.84	-4.53	-13.0	-33.84	361.00	Vertical	Horizontal	N/A
2136.600	-38.87	-2.53	-13.0	-25.87	142.00	Vertical	Horizontal	N/A
6991.600	-41.69	13.52	-13.0	-28.69	29.00	Vertical	Horizontal	Pass
10853.937	-39.63	17.62	-13.0	-26.63	303.00	Vertical	Horizontal	Pass
18049.788	-34.03	22.97	-13.0	-21.03	133.00	Vertical	Horizontal	Pass

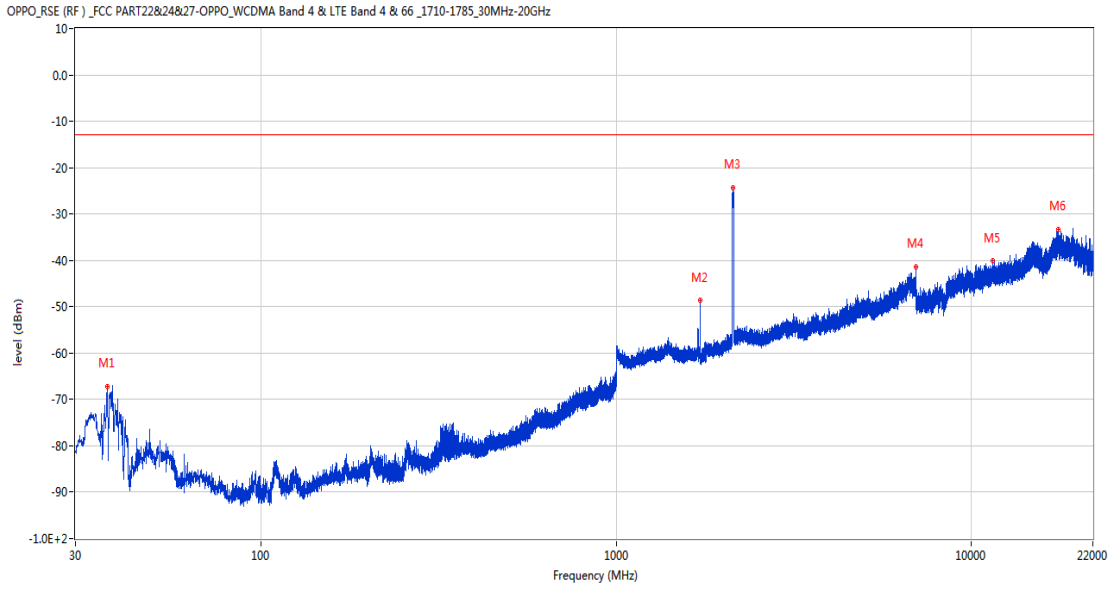
9.5 LTE Band 4 BW15, Middle Channel

RSE-H&H LTE Band 4 BW15 CH20175



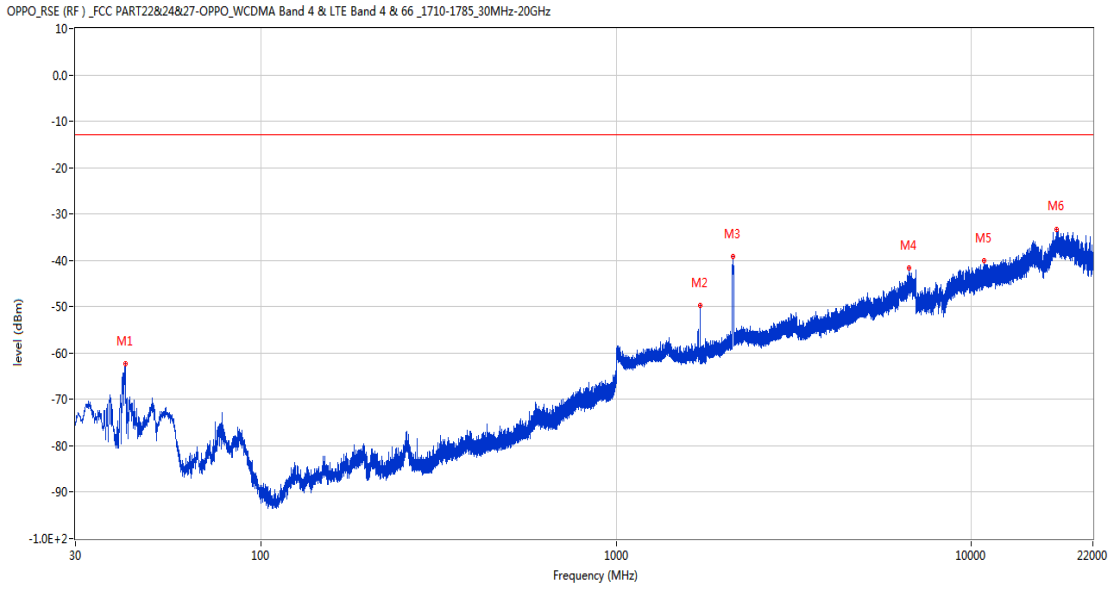
Frequency (MHz)	Result (dBm)	Factor (dB)	PK Limit (dBm)	Over Limit (dB)	Table (o)	ANT	EUT	Verdict
33.444	-70.89	-17.41	-13.0	-57.89	171.00	Horizontal	Horizontal	Pass
1726.300	-46.38	-4.53	-13.0	-33.38	136.00	Horizontal	Horizontal	N/A
2136.100	-24.76	-2.55	-13.0	-11.76	223.00	Horizontal	Horizontal	N/A
6984.000	-41.55	13.80	-13.0	-28.55	95.00	Horizontal	Horizontal	Pass
11963.400	-39.55	17.67	-13.0	-26.55	94.00	Horizontal	Horizontal	Pass
17378.699	-33.87	22.18	-13.0	-20.87	150.00	Horizontal	Horizontal	Pass

RSE-H&V LTE Band 4 BW15 CH20175



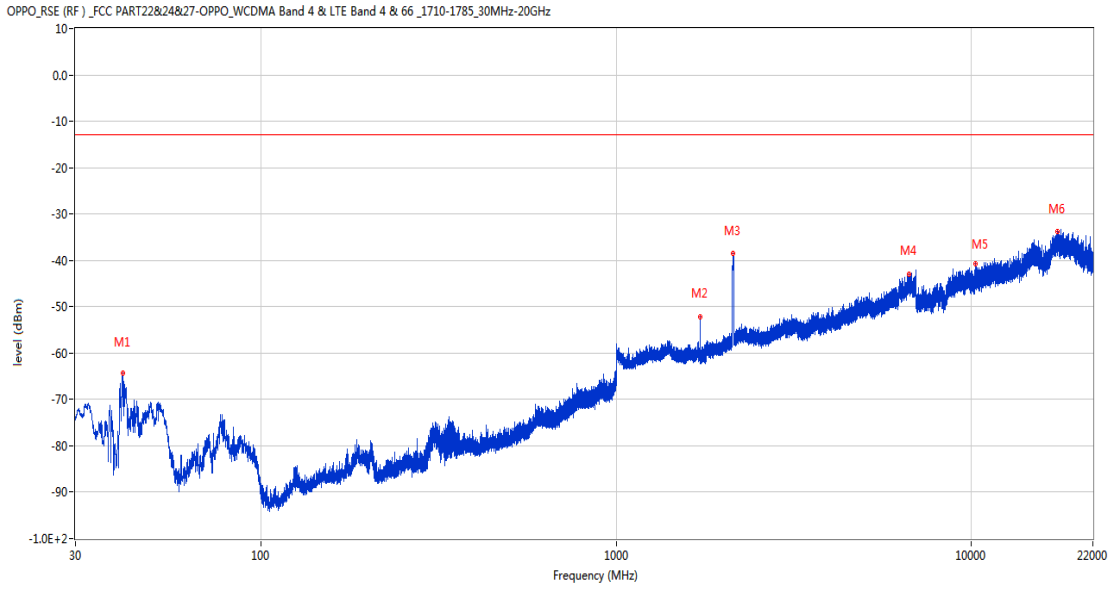
Frequency (MHz)	Result (dBm)	Factor (dB)	PK Limit (dBm)	Over Limit (dB)	Table (o)	ANT	EUT	Verdict
36.887	-67.16	-19.11	-13.0	-54.16	127.00	Horizontal	Vertical	Pass
1726.400	-48.62	-4.53	-13.0	-35.62	36.00	Horizontal	Vertical	N/A
2135.800	-24.29	-2.56	-13.0	-11.29	124.00	Horizontal	Vertical	N/A
6998.400	-41.51	13.63	-13.0	-28.51	9.00	Horizontal	Vertical	Pass
11515.187	-39.96	17.56	-13.0	-26.96	163.00	Horizontal	Vertical	Pass
17582.199	-33.27	22.17	-13.0	-20.27	152.00	Horizontal	Vertical	Pass

RSE-V&V LTE Band 4 BW15 CH20175



Frequency (MHz)	Result (dBm)	Factor (dB)	PK Limit (dBm)	Over Limit (dB)	Table (o)	ANT	EUT	Verdict
41.398	-62.29	-17.64	-13.0	-49.29	304.00	Vertical	Vertical	Pass
1726.200	-49.78	-4.53	-13.0	-36.78	189.00	Vertical	Vertical	N/A
2137.700	-39.24	-2.48	-13.0	-26.24	178.00	Vertical	Vertical	N/A
6661.800	-41.72	11.59	-13.0	-28.72	346.00	Vertical	Vertical	Pass
10853.650	-40.08	17.62	-13.0	-27.08	241.00	Vertical	Vertical	Pass
17434.663	-33.33	22.29	-13.0	-20.33	80.00	Vertical	Vertical	Pass

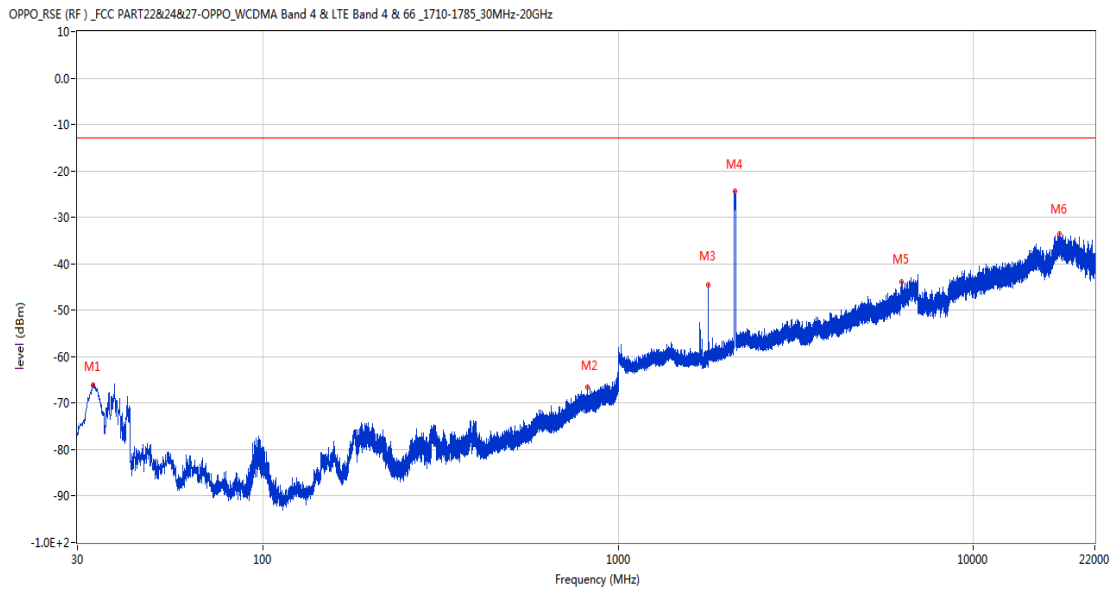
RSE-V&H LTE Band 4 BW15 CH20175



Frequency (MHz)	Result (dBm)	Factor (dB)	PK Limit (dBm)	Over Limit (dB)	Table (o)	ANT	EUT	Verdict
40.767	-64.21	-18.02	-13.0	-51.21	150.00	Vertical	Horizontal	Pass
1726.300	-52.11	-4.53	-13.0	-39.11	360.00	Vertical	Horizontal	N/A
2132.900	-38.55	-2.61	-13.0	-25.55	137.00	Vertical	Horizontal	N/A
6687.000	-42.92	11.96	-13.0	-29.92	85.00	Vertical	Horizontal	Pass
10257.662	-40.75	17.65	-13.0	-27.75	359.00	Vertical	Horizontal	Pass
17481.839	-33.82	21.64	-13.0	-20.82	83.00	Vertical	Horizontal	Pass

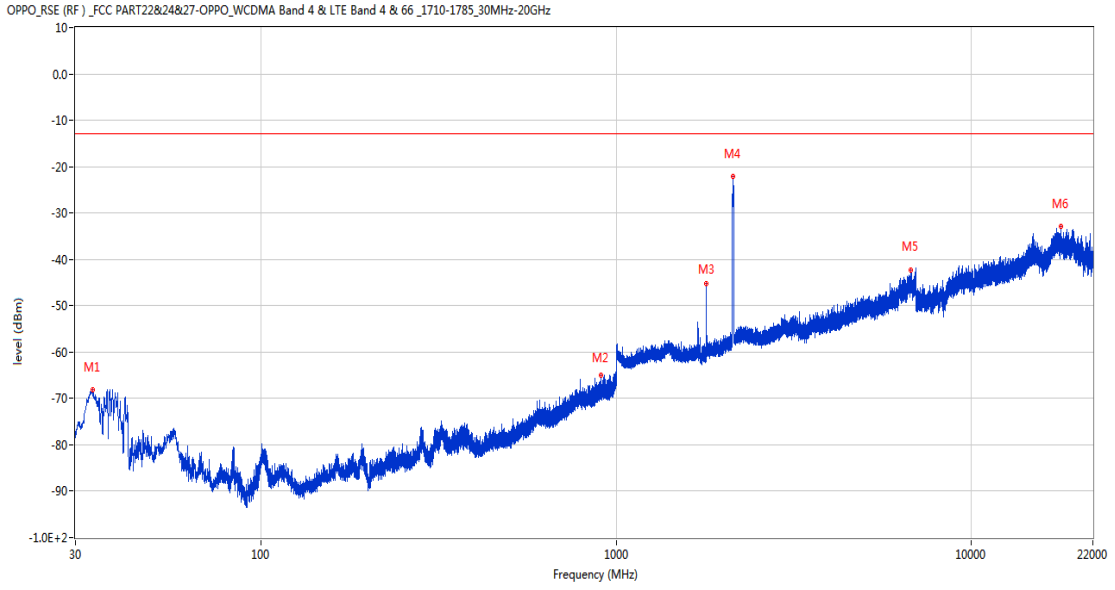
9.6 LTE Band 4 BW20, Middle Channel

RSE-H&H LTE Band 4 BW20 CH20175



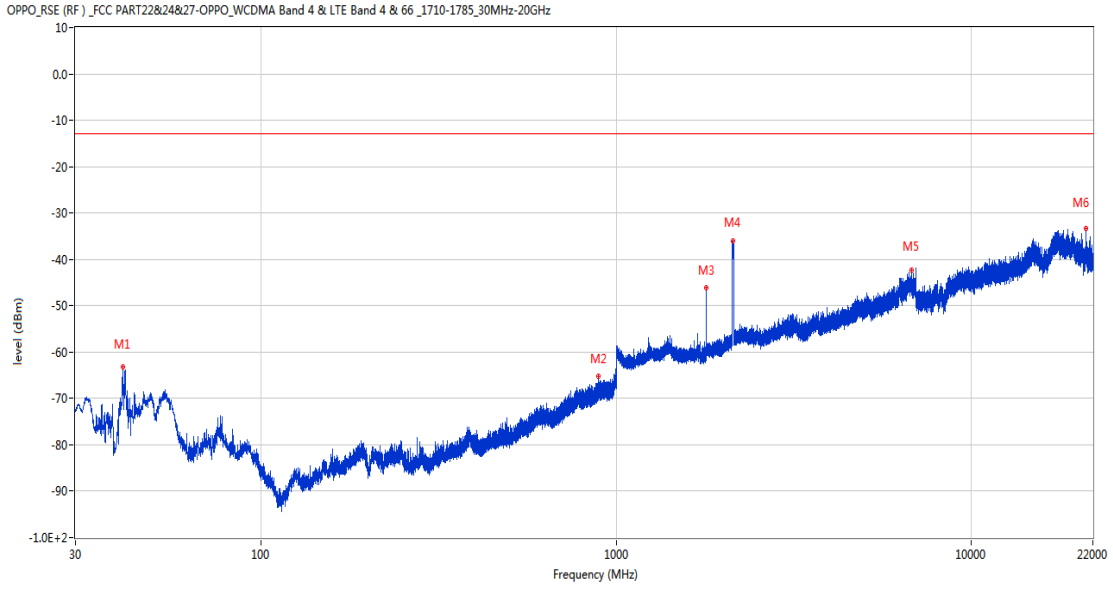
Frequency (MHz)	Result (dBm)	Factor (dB)	PK Limit (dBm)	Over Limit (dB)	Table (o)	ANT	EUT	Verdict
33.249	-66.07	-17.14	-13.0	-53.07	121.00	Horizontal	Horizontal	Pass
820.453	-66.65	1.50	-13.0	-53.65	94.00	Horizontal	Horizontal	Pass
1795.200	-44.57	-4.40	-13.0	-31.57	155.00	Horizontal	Horizontal	N/A
2131.400	-24.45	-2.65	-13.0	-11.45	213.00	Horizontal	Horizontal	N/A
6288.000	-43.89	11.46	-13.0	-30.89	39.00	Horizontal	Horizontal	Pass
17467.963	-33.47	21.73	-13.0	-20.47	260.00	Horizontal	Horizontal	Pass

RSE-H&V LTE Band 4 BW20 CH20175



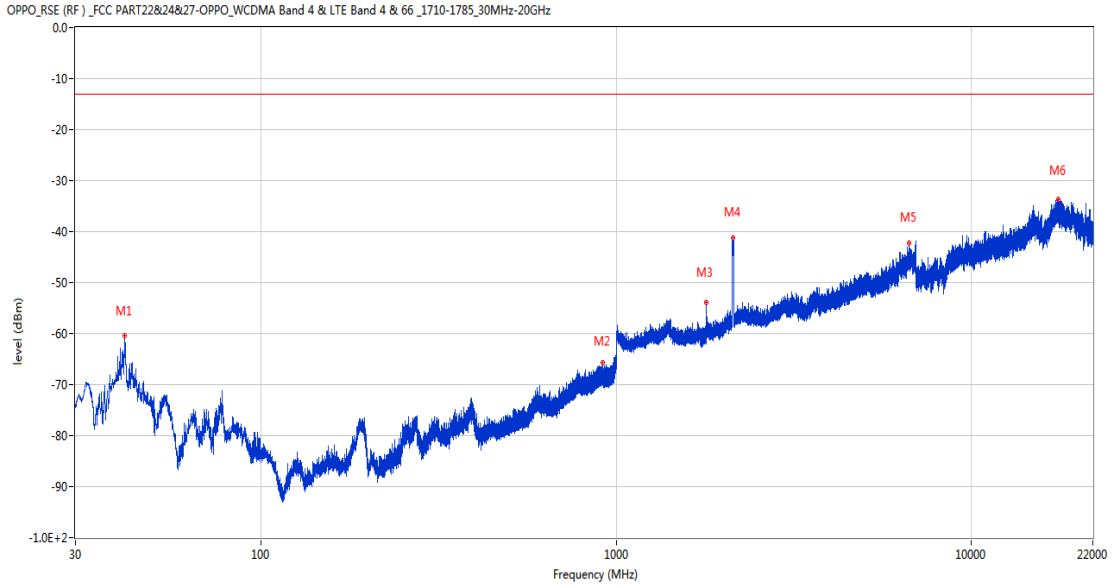
Frequency (MHz)	Result (dBm)	Factor (dB)	PK Limit (dBm)	Over Limit (dB)	Table (o)	ANT	EUT	Verdict
33.589	-68.22	-17.62	-13.0	-55.22	86.00	Horizontal	Vertical	Pass
904.261	-65.04	3.47	-13.0	-52.04	273.00	Horizontal	Vertical	Pass
1795.000	-45.13	-4.40	-13.0	-32.13	167.00	Horizontal	Vertical	N/A
2132.200	-22.10	-2.63	-13.0	-9.10	126.00	Horizontal	Vertical	N/A
6752.200	-42.36	11.67	-13.0	-29.36	163.00	Horizontal	Vertical	Pass
17886.525	-32.86	22.72	-13.0	-19.86	40.00	Horizontal	Vertical	Pass

RSE-V&V LTE Band 4 BW20 CH20175



Frequency (MHz)	Result (dBm)	Factor (dB)	PK Limit (dBm)	Over Limit (dB)	Table (o)	ANT	EUT	Verdict
40.767	-63.21	-18.02	-13.0	-50.21	360.00	Vertical	Vertical	Pass
888.790	-65.11	2.97	-13.0	-52.11	284.00	Vertical	Vertical	Pass
1795.000	-46.07	-4.40	-13.0	-33.07	219.00	Vertical	Vertical	N/A
2135.300	-36.05	-2.57	-13.0	-23.05	361.00	Vertical	Vertical	N/A
6783.800	-42.29	12.15	-13.0	-29.29	0.00	Vertical	Vertical	Pass
21040.775	-33.43	25.42	-13.0	-20.43	342.00	Vertical	Vertical	Pass

RSE-V&H LTE Band 4 BW20 CH20175

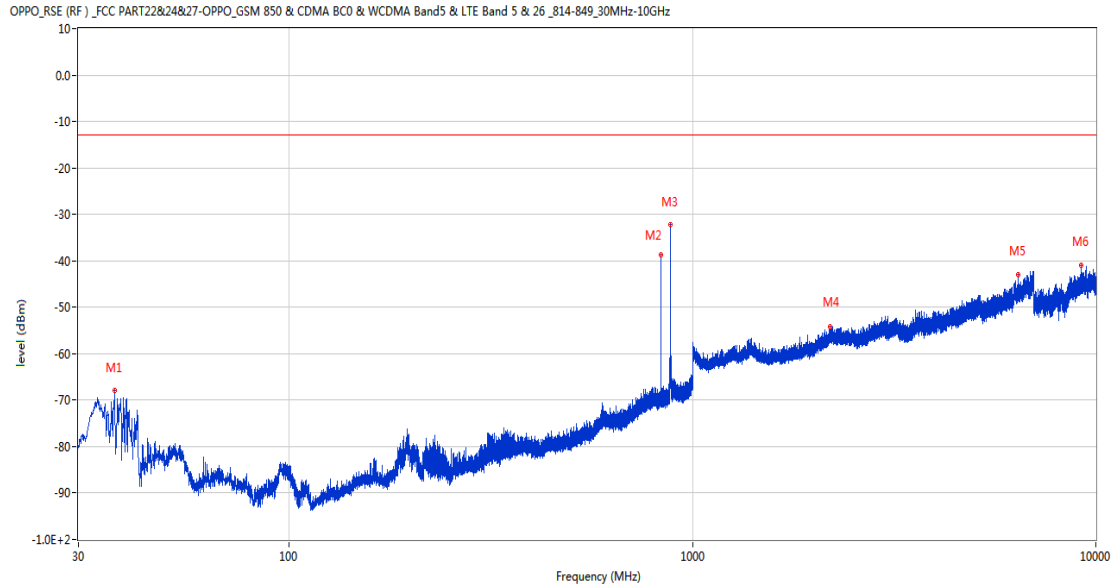


Frequency (MHz)	Result (dBm)	Factor (dB)	PK Limit (dBm)	Over Limit (dB)	Table (o)	ANT	EUT	Verdict
41.349	-60.50	-17.66	-13.0	-47.50	167.00	Vertical	Horizontal	Pass
914.543	-65.72	3.48	-13.0	-52.72	250.00	Vertical	Horizontal	Pass
1795.000	-53.96	-4.40	-13.0	-40.96	267.00	Vertical	Horizontal	N/A
2132.400	-41.30	-2.62	-13.0	-28.30	231.00	Vertical	Horizontal	N/A
6685.800	-42.34	12.03	-13.0	-29.34	256.00	Vertical	Horizontal	Pass
17584.511	-33.76	22.14	-13.0	-20.76	95.00	Vertical	Horizontal	Pass

10 LTE Band 5

10.1 LTE Band 5 BW1.4, Middle Channel

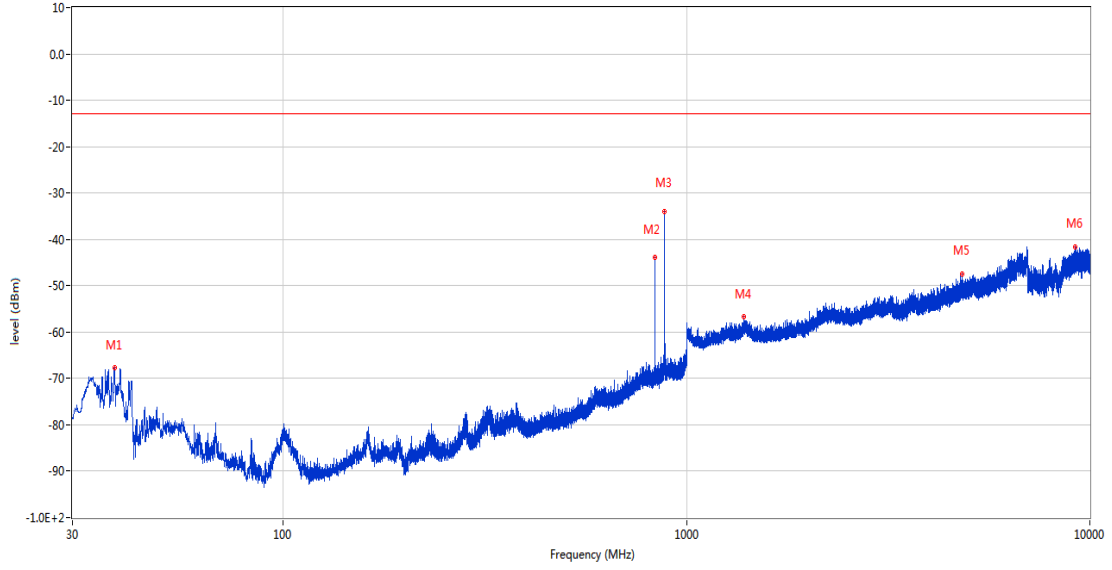
RSE-H&H LTE Band 5 BW1.4 CH20525



Frequency (MHz)	Result (dBm)	Factor (dB)	PK Limit (dBm)	Over Limit (dB)	Table (o)	ANT	EUT	Verdict
36.887	-67.97	-19.11	-13.0	-54.97	253.00	Horizontal	Horizontal	Pass
836.119	-38.70	2.58	-13.0	-25.70	73.00	Horizontal	Horizontal	N/A
881.127	-32.15	2.75	-13.0	-19.15	298.00	Horizontal	Horizontal	N/A
2191.600	-54.24	-1.95	-13.0	-41.24	330.00	Horizontal	Horizontal	Pass
6416.800	-42.89	10.85	-13.0	-29.89	156.00	Horizontal	Horizontal	Pass
9203.500	-41.02	15.34	-13.0	-28.02	0.00	Horizontal	Horizontal	Pass

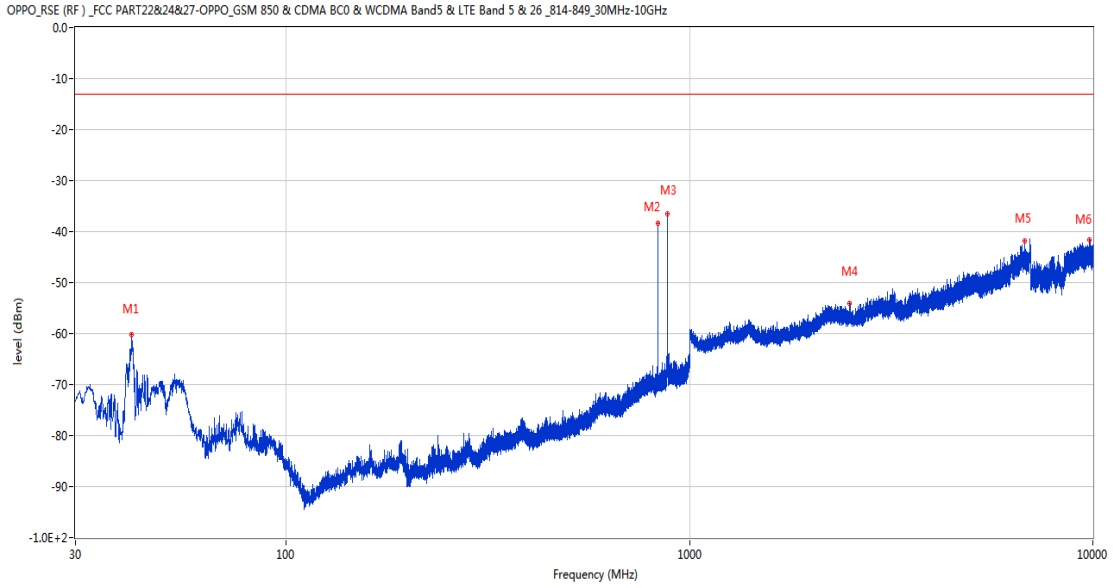
RSE-H&V LTE Band 5 BW1.4 CH20525

OPPO_RSE (RF) _FCC PART22&24&27-OPPO_GSM 850 & CDMA BC0 & WCDMA Band5 & LTE Band 5 & 26_814-849_30MHz-10GHz



Frequency (MHz)	Result (dBm)	Factor (dB)	PK Limit (dBm)	Over Limit (dB)	Table (o)	ANT	EUT	Verdict
38.099	-67.70	-19.43	-13.0	-54.70	55.00	Horizontal	Vertical	Pass
836.119	-43.83	2.58	-13.0	-30.83	2.00	Horizontal	Vertical	N/A
881.078	-33.96	2.75	-13.0	-20.96	362.00	Horizontal	Vertical	N/A
1384.200	-56.75	-4.06	-13.0	-43.75	266.00	Horizontal	Vertical	Pass
4816.000	-47.52	7.02	-13.0	-34.52	123.00	Horizontal	Vertical	Pass
9199.000	-41.52	15.32	-13.0	-28.52	48.00	Horizontal	Vertical	Pass

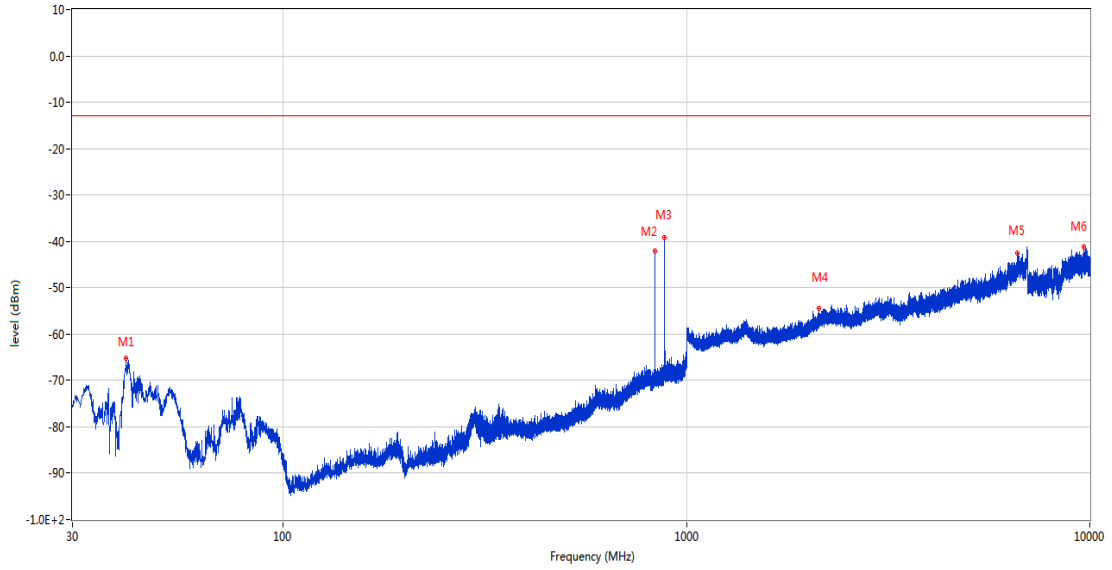
RSE-V&V LTE Band 5 BW1.4 CH20525



Frequency (MHz)	Result (dBm)	Factor (dB)	PK Limit (dBm)	Over Limit (dB)	Table (o)	ANT	EUT	Verdict
41.349	-60.26	-17.66	-13.0	-47.26	362.00	Vertical	Vertical	Pass
836.119	-38.31	2.58	-13.0	-25.31	180.00	Vertical	Vertical	N/A
881.369	-36.52	2.78	-13.0	-23.52	0.00	Vertical	Vertical	N/A
2490.100	-54.15	-0.54	-13.0	-41.15	45.00	Vertical	Vertical	Pass
6788.400	-41.89	12.34	-13.0	-28.89	328.00	Vertical	Vertical	Pass
9806.500	-41.60	16.59	-13.0	-28.60	-3.00	Vertical	Vertical	Pass

RSE-V&H LTE Band 5 BW1.4 CH20525

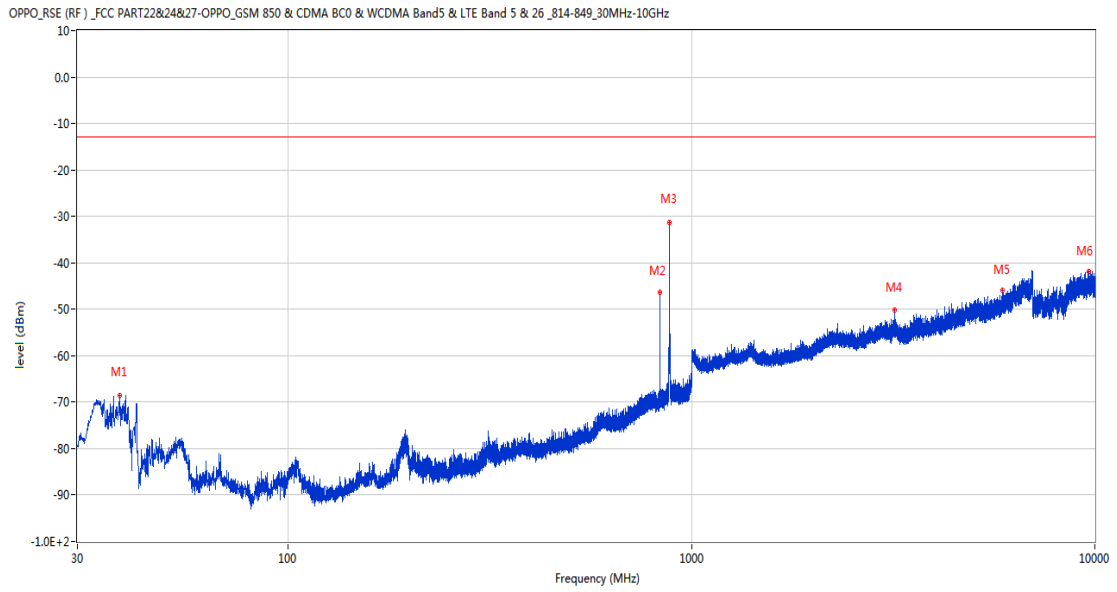
OPPO_RSE (RF) _FCC PART22&24&27-OPPO_GSM 850 & CDMA BC0 & WCDMA Band5 & LTE Band 5 & 26_814-849_30MHz-10GHz



Frequency (MHz)	Result (dBm)	Factor (dB)	PK Limit (dBm)	Over Limit (dB)	Table (o)	ANT	EUT	Verdict
40.767	-65.15	-18.02	-13.0	-52.15	251.00	Vertical	Horizontal	Pass
836.119	-42.14	2.58	-13.0	-29.14	55.00	Vertical	Horizontal	N/A
881.175	-39.27	2.76	-13.0	-26.27	235.00	Vertical	Horizontal	N/A
2127.400	-54.44	-2.71	-13.0	-41.44	156.00	Vertical	Horizontal	Pass
6604.200	-42.63	12.04	-13.0	-29.63	34.00	Vertical	Horizontal	Pass
9647.350	-41.28	16.35	-13.0	-28.28	360.00	Vertical	Horizontal	Pass

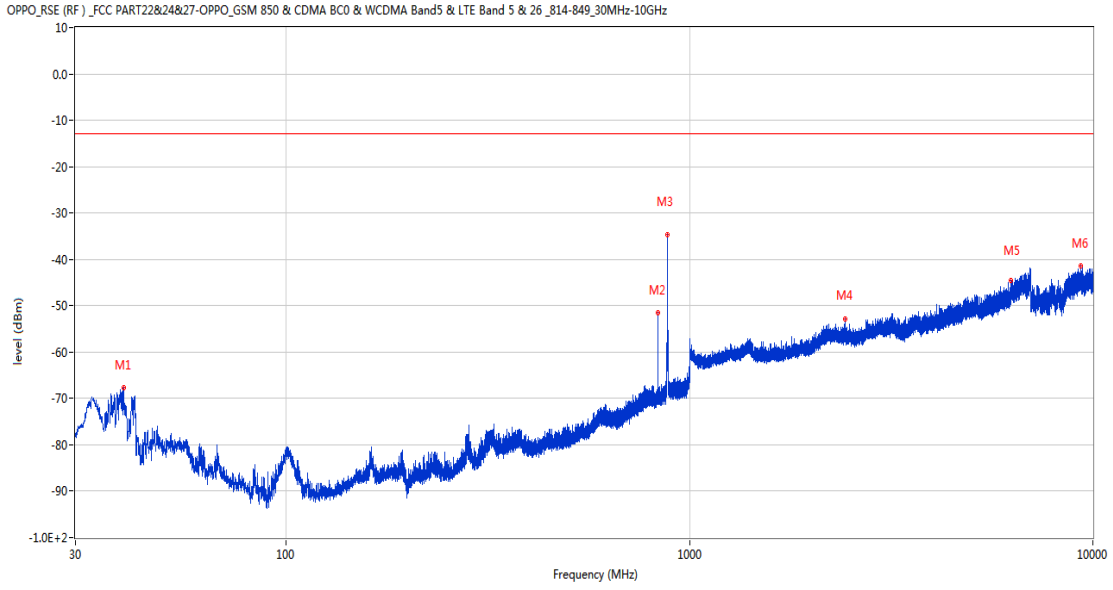
10.2 LTE Band 5 BW3, Middle Channel

RSE-H&H LTE Band 5 BW3 CH20525



Frequency (MHz)	Result (dBm)	Factor (dB)	PK Limit (dBm)	Over Limit (dB)	Table (o)	ANT	EUT	Verdict
38.099	-68.53	-19.43	-13.0	-55.53	41.00	Horizontal	Horizontal	Pass
835.246	-46.38	2.55	-13.0	-33.38	71.00	Horizontal	Horizontal	N/A
882.679	-31.24	2.94	-13.0	-18.24	280.00	Horizontal	Horizontal	N/A
3183.200	-50.14	2.53	-13.0	-37.14	180.00	Horizontal	Horizontal	Pass
5894.800	-45.99	8.67	-13.0	-32.99	240.00	Horizontal	Horizontal	Pass
9647.500	-41.81	16.35	-13.0	-28.81	78.00	Horizontal	Horizontal	Pass

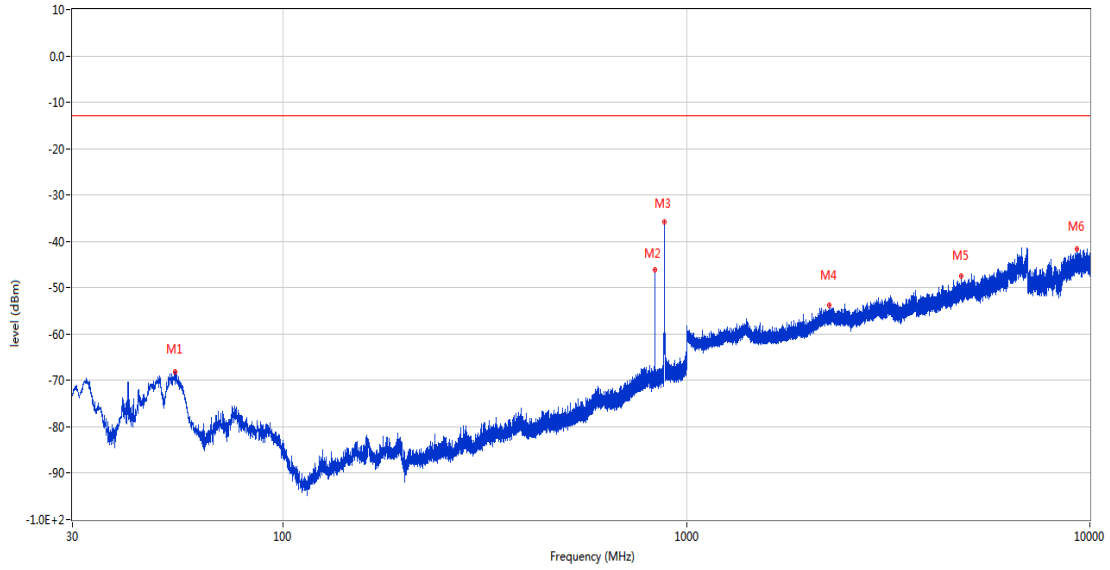
RSE-H&V LTE Band 5 BW3 CH20525



Frequency (MHz)	Result (dBm)	Factor (dB)	PK Limit (dBm)	Over Limit (dB)	Table (o)	ANT	EUT	Verdict
39.458	-67.68	-18.94	-13.0	-54.68	193.00	Horizontal	Vertical	Pass
835.197	-51.51	2.55	-13.0	-38.51	361.00	Horizontal	Vertical	N/A
880.836	-34.64	2.72	-13.0	-21.64	2.00	Horizontal	Vertical	N/A
2433.100	-52.92	-0.87	-13.0	-39.92	295.00	Horizontal	Vertical	Pass
6266.600	-44.62	10.54	-13.0	-31.62	184.00	Horizontal	Vertical	Pass
9328.900	-41.39	15.46	-13.0	-28.39	163.00	Horizontal	Vertical	Pass

RSE-V&V LTE Band 5 BW3 CH20525

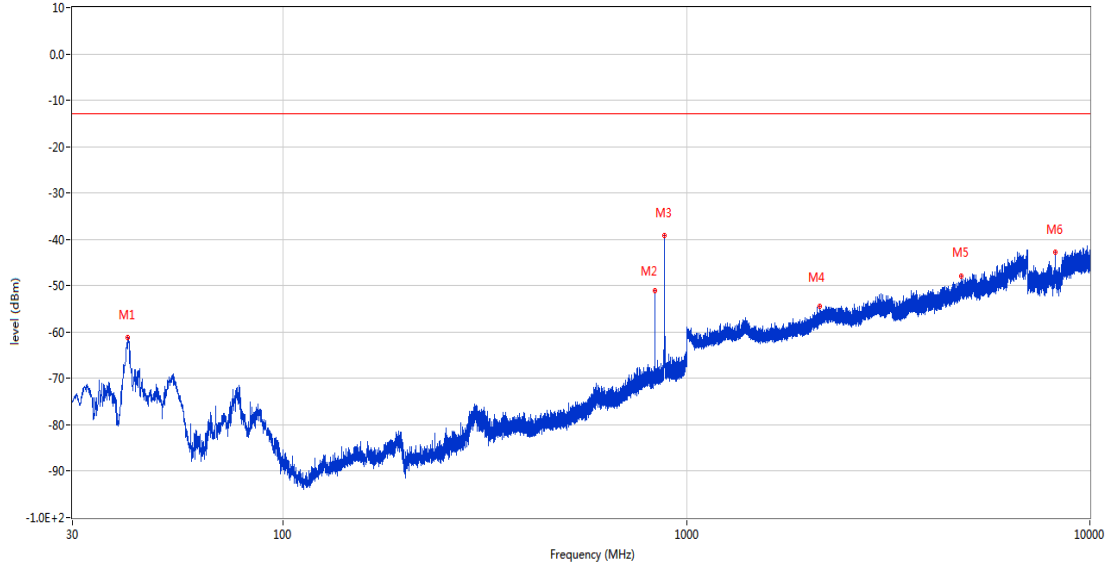
OPPO_RSE (RF) _FCC PART22&24&27-OPPO_GSM 850 & CDMA BC0 & WCDMA Band5 & LTE Band 5 & 26_814-849_30MHz-10GHz



Frequency (MHz)	Result (dBm)	Factor (dB)	PK Limit (dBm)	Over Limit (dB)	Table (o)	ANT	EUT	Verdict
53.813	-68.18	-16.64	-13.0	-55.18	361.00	Vertical	Vertical	Pass
835.246	-46.11	2.55	-13.0	-33.11	196.00	Vertical	Vertical	N/A
882.290	-35.82	2.89	-13.0	-22.82	226.00	Vertical	Vertical	N/A
2260.800	-53.74	-1.37	-13.0	-40.74	45.00	Vertical	Vertical	Pass
4804.400	-47.58	7.42	-13.0	-34.58	68.00	Vertical	Vertical	Pass
9302.500	-41.56	15.56	-13.0	-28.56	172.00	Vertical	Vertical	Pass

RSE-V&H LTE Band 5 BW3 CH20525

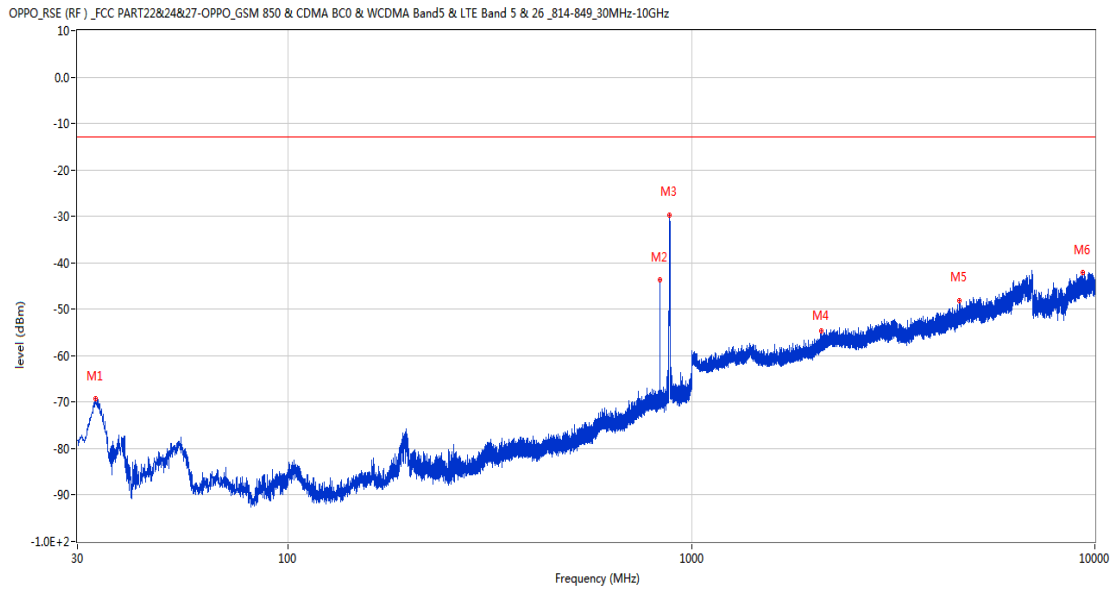
OPPO_RSE (RF) _FCC PART22&24&27-OPPO_GSM 850 & CDMA BC0 & WCDMA Band5 & LTE Band 5 & 26_814-849_30MHz-10GHz



Frequency (MHz)	Result (dBm)	Factor (dB)	PK Limit (dBm)	Over Limit (dB)	Table (o)	ANT	EUT	Verdict
41.155	-61.25	-17.76	-13.0	-48.25	0.00	Vertical	Horizontal	Pass
835.197	-50.95	2.55	-13.0	-37.95	85.00	Vertical	Horizontal	N/A
882.145	-39.22	2.87	-13.0	-26.22	235.00	Vertical	Horizontal	N/A
2138.200	-54.35	-2.41	-13.0	-41.35	163.00	Vertical	Horizontal	Pass
4790.800	-47.98	7.46	-13.0	-34.98	56.00	Vertical	Horizontal	Pass
8219.800	-42.70	13.45	-13.0	-29.70	150.00	Vertical	Horizontal	Pass

10.3 LTE Band 5 BW5, Middle Channel

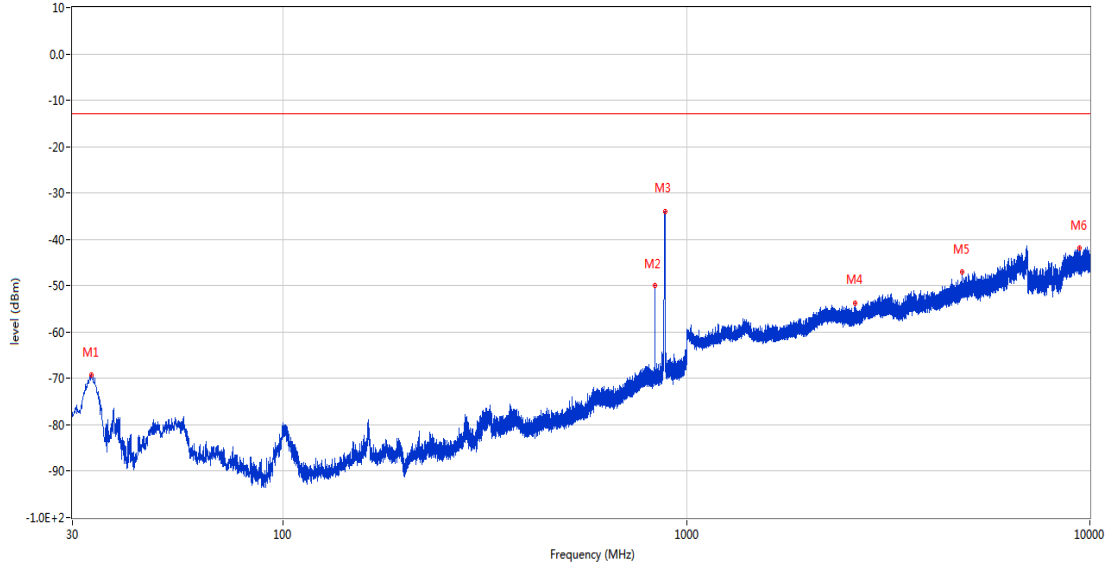
RSE-H&H LTE Band 5 BW5 CH20525



Frequency (MHz)	Result (dBm)	Factor (dB)	PK Limit (dBm)	Over Limit (dB)	Table (o)	ANT	EUT	Verdict
33.249	-69.34	-17.15	-13.0	-56.34	203.00	Horizontal	Horizontal	Pass
834.324	-43.70	2.53	-13.0	-30.70	73.00	Horizontal	Horizontal	N/A
879.526	-29.64	2.63	-13.0	-16.64	289.00	Horizontal	Horizontal	N/A
2092.200	-54.69	-2.72	-13.0	-41.69	306.00	Horizontal	Horizontal	Pass
4618.400	-48.18	6.03	-13.0	-35.18	148.00	Horizontal	Horizontal	Pass
9324.100	-42.10	15.58	-13.0	-29.10	345.00	Horizontal	Horizontal	Pass

RSE-H&V LTE Band 5 BW5 CH20525

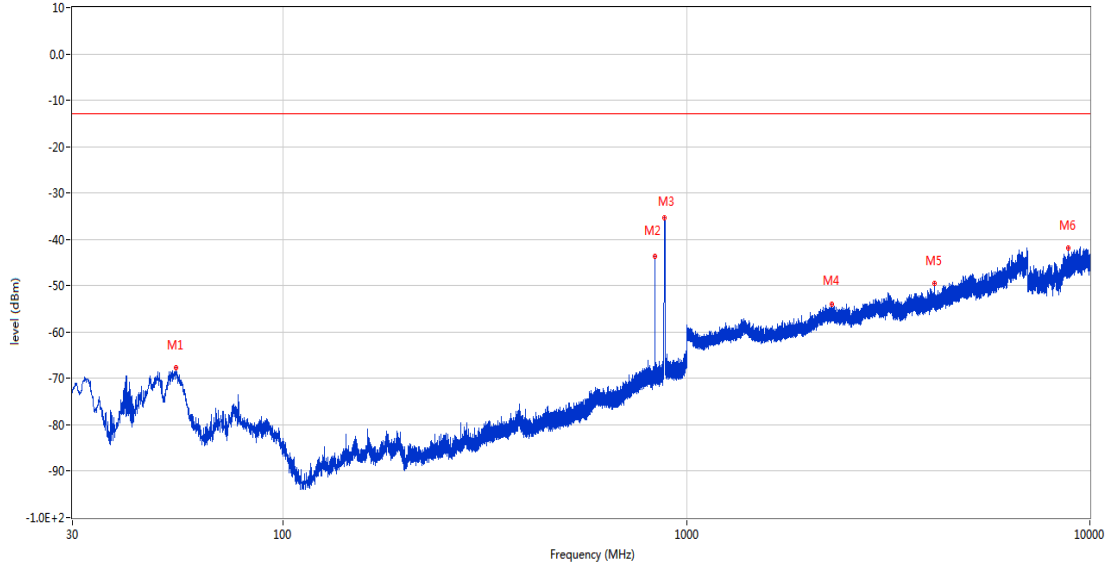
OPPO_RSE (RF) _FCC PART22&24&27-OPPO_GSM 850 & CDMA BC0 & WCDMA Band5 & LTE Band 5 & 26_814-849_30MHz-10GHz



Frequency (MHz)	Result (dBm)	Factor (dB)	PK Limit (dBm)	Over Limit (dB)	Table (o)	ANT	EUT	Verdict
33.395	-69.30	-17.36	-13.0	-56.30	220.00	Horizontal	Vertical	Pass
834.372	-49.88	2.53	-13.0	-36.88	13.00	Horizontal	Vertical	N/A
883.649	-34.09	3.06	-13.0	-21.09	361.00	Horizontal	Vertical	N/A
2620.200	-53.87	-1.04	-13.0	-40.87	306.00	Horizontal	Vertical	Pass
4833.800	-47.08	6.89	-13.0	-34.08	234.00	Horizontal	Vertical	Pass
9440.650	-41.76	16.49	-13.0	-28.76	136.00	Horizontal	Vertical	Pass

RSE-V&V LTE Band 5 BW5 CH20525

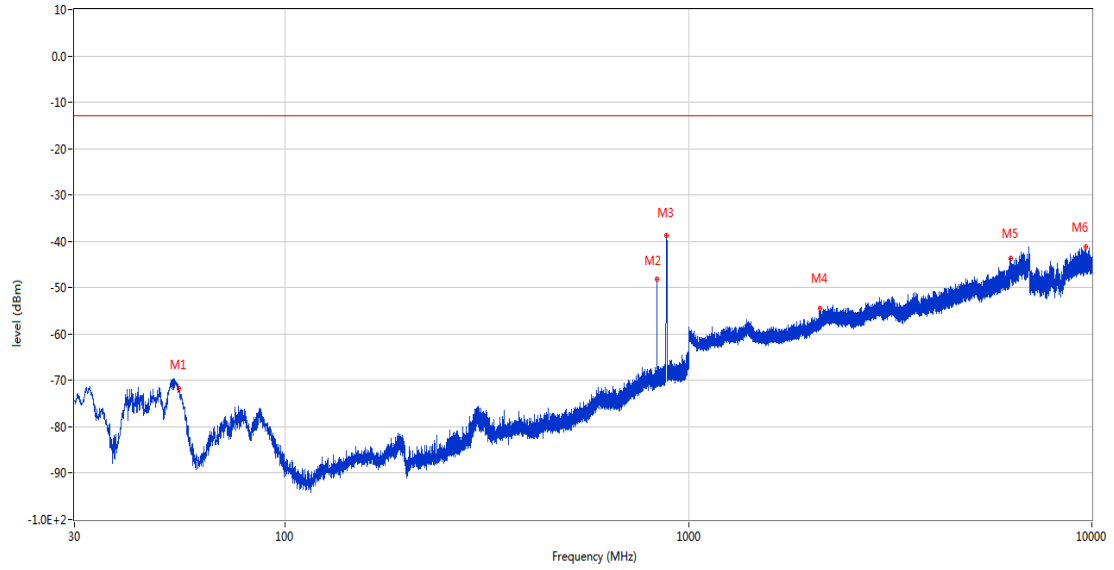
OPPO_RSE (RF)_FCC PART22&24&27-OPPO_GSM 850 & CDMA BC0 & WCDMA Band5 & LTE Band 5 & 26_814-849_30MHz-10GHz



Frequency (MHz)	Result (dBm)	Factor (dB)	PK Limit (dBm)	Over Limit (dB)	Table (o)	ANT	EUT	Verdict
54.105	-67.75	-16.72	-13.0	-54.75	362.00	Vertical	Vertical	Pass
834.372	-43.59	2.53	-13.0	-30.59	203.00	Vertical	Vertical	N/A
881.999	-35.39	2.85	-13.0	-22.39	223.00	Vertical	Vertical	N/A
2295.800	-54.06	-1.15	-13.0	-41.06	76.00	Vertical	Vertical	Pass
4111.600	-49.55	4.59	-13.0	-36.55	155.00	Vertical	Vertical	Pass
8838.700	-41.89	15.26	-13.0	-28.89	324.00	Vertical	Vertical	Pass

RSE-V&H LTE Band 5 BW5 CH20525

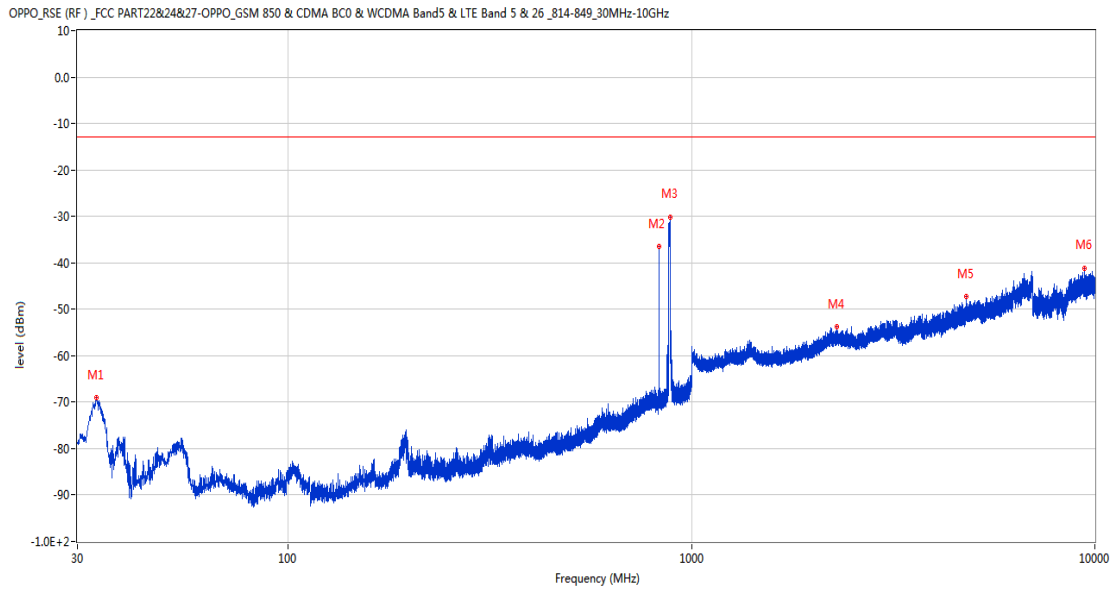
OPPO_RSE (RF) _FCC PART22&24&27-OPPO_GSM 850 & CDMA BC0 & WCDMA Band5 & LTE Band 5 & 26_814-849_30MHz-10GHz



Frequency (MHz)	Result (dBm)	Factor (dB)	PK Limit (dBm)	Over Limit (dB)	Table (o)	ANT	EUT	Verdict
54.590	-71.62	-16.78	-13.0	-58.62	363.00	Vertical	Horizontal	Pass
834.276	-48.13	2.52	-13.0	-35.13	35.00	Vertical	Horizontal	N/A
883.260	-38.71	3.01	-13.0	-25.71	234.00	Vertical	Horizontal	N/A
2114.600	-54.42	-2.76	-13.0	-41.42	93.00	Vertical	Horizontal	Pass
6288.600	-43.68	11.42	-13.0	-30.68	100.00	Vertical	Horizontal	Pass
9650.201	-41.22	16.39	-13.0	-28.22	346.00	Vertical	Horizontal	Pass

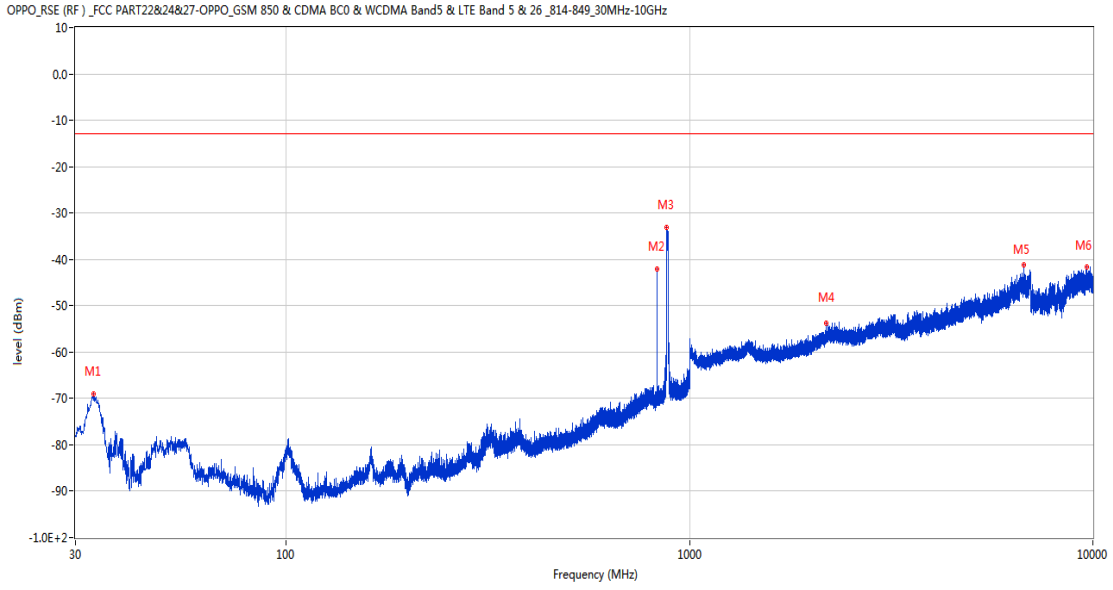
10.4 LTE Band 5 BW10, Middle Channel

RSE-H&H LTE Band 5 BW10 CH20525



Frequency (MHz)	Result (dBm)	Factor (dB)	PK Limit (dBm)	Over Limit (dB)	Table (o)	ANT	EUT	Verdict
33.395	-69.02	-17.36	-13.0	-56.02	123.00	Horizontal	Horizontal	Pass
832.142	-36.44	2.46	-13.0	-23.44	77.00	Horizontal	Horizontal	N/A
884.231	-30.11	3.14	-13.0	-17.11	289.00	Horizontal	Horizontal	N/A
2293.700	-53.86	-1.14	-13.0	-40.86	56.00	Horizontal	Horizontal	Pass
4788.000	-47.28	7.43	-13.0	-34.28	181.00	Horizontal	Horizontal	Pass
9443.350	-41.29	16.56	-13.0	-28.29	157.00	Horizontal	Horizontal	Pass

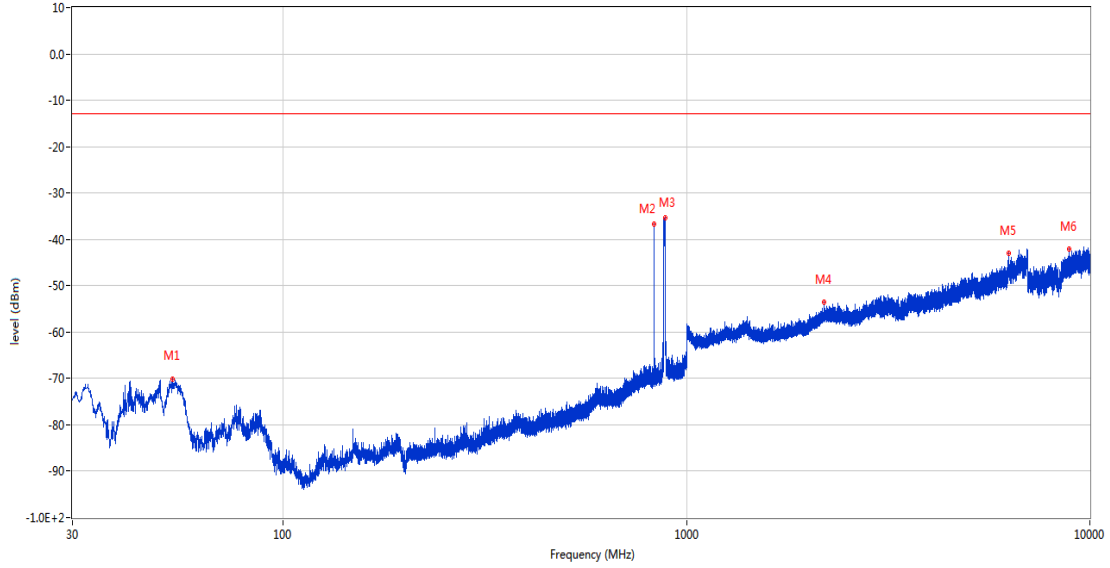
RSE-H&V LTE Band 5 BW10 CH20525



Frequency (MHz)	Result (dBm)	Factor (dB)	PK Limit (dBm)	Over Limit (dB)	Table (o)	ANT	EUT	Verdict
33.346	-69.11	-17.29	-13.0	-56.11	156.00	Horizontal	Vertical	Pass
832.093	-42.08	2.46	-13.0	-29.08	361.00	Horizontal	Vertical	N/A
877.732	-33.19	2.66	-13.0	-20.19	14.00	Horizontal	Vertical	N/A
2176.600	-53.83	-1.59	-13.0	-40.83	225.00	Horizontal	Vertical	Pass
6737.600	-41.15	12.03	-13.0	-28.15	197.00	Horizontal	Vertical	Pass
9663.700	-41.69	16.64	-13.0	-28.69	331.00	Horizontal	Vertical	Pass

RSE-V&V LTE Band 5 BW10 CH20525

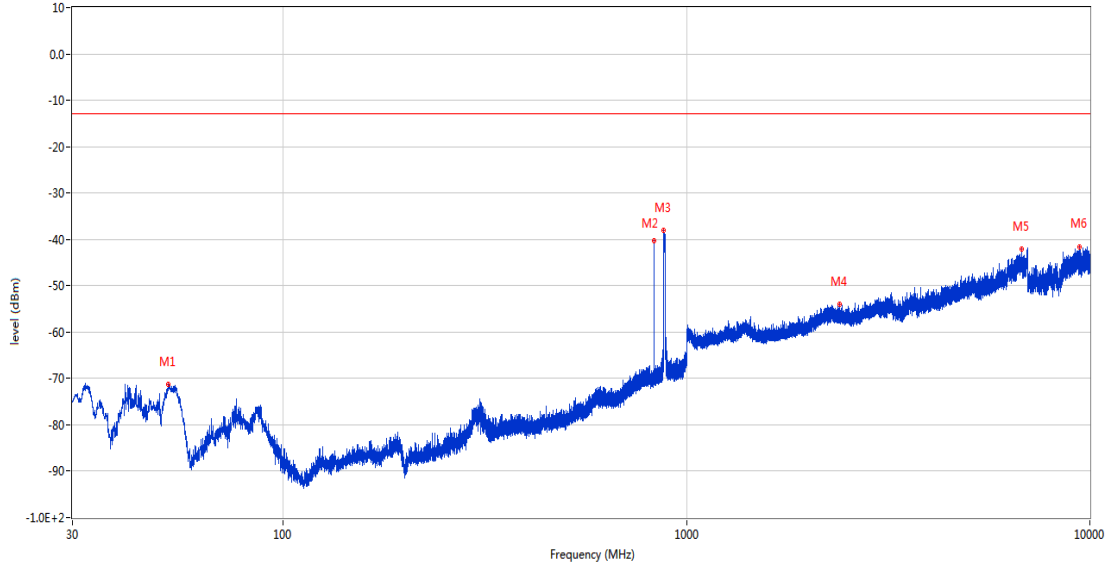
OPPO_RSE (RF) _FCC PART22&24&27-OPPO_GSM 850 & CDMA BC0 & WCDMA Band5 & LTE Band 5 & 26_814-849_30MHz-10GHz



Frequency (MHz)	Result (dBm)	Factor (dB)	PK Limit (dBm)	Over Limit (dB)	Table (o)	ANT	EUT	Verdict
53.086	-70.08	-16.36	-13.0	-57.08	361.00	Vertical	Vertical	Pass
832.142	-36.78	2.46	-13.0	-23.78	212.00	Vertical	Vertical	N/A
885.394	-35.37	3.12	-13.0	-22.37	220.00	Vertical	Vertical	N/A
2193.800	-53.62	-1.89	-13.0	-40.62	112.00	Vertical	Vertical	Pass
6289.800	-43.05	11.33	-13.0	-30.05	217.00	Vertical	Vertical	Pass
8871.250	-42.05	14.90	-13.0	-29.05	349.00	Vertical	Vertical	Pass

RSE-V&H LTE Band 5 BW10 CH20525

OPPO_RSE (RF) _FCC PART22&24&27-OPPO_GSM 850 & CDMA BC0 & WCDMA Band5 & LTE Band 5 & 26_814-849_30MHz-10GHz

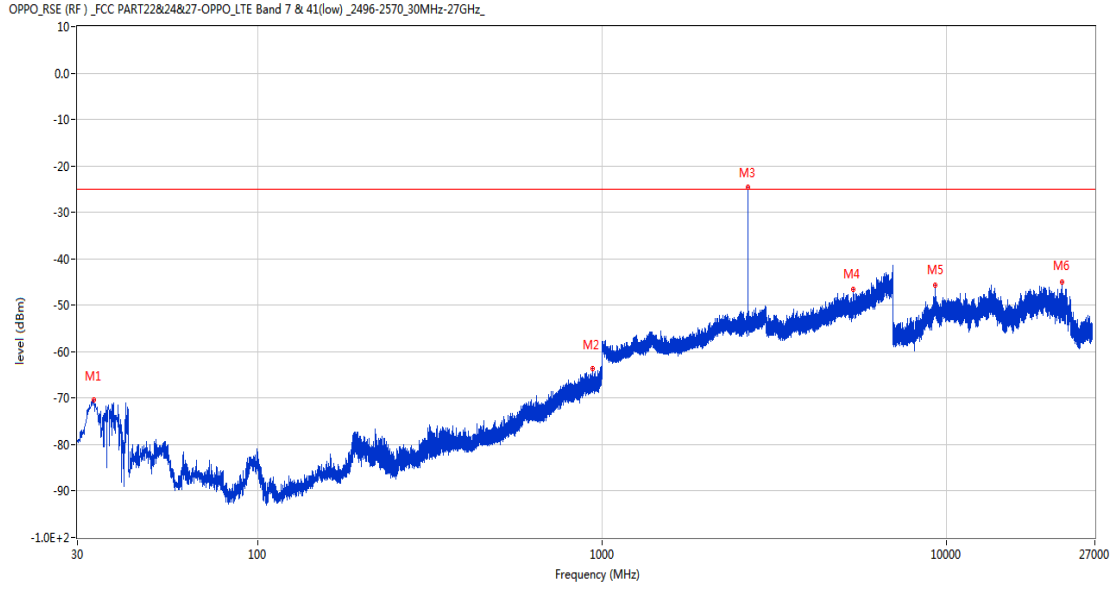


Frequency (MHz)	Result (dBm)	Factor (dB)	PK Limit (dBm)	Over Limit (dB)	Table (o)	ANT	EUT	Verdict
51.825	-71.20	-15.88	-13.0	-58.20	107.00	Vertical	Horizontal	Pass
832.142	-40.39	2.46	-13.0	-27.39	38.00	Vertical	Horizontal	N/A
878.556	-38.11	2.65	-13.0	-25.11	313.00	Vertical	Horizontal	N/A
2397.300	-53.94	-1.56	-13.0	-40.94	191.00	Vertical	Horizontal	Pass
6766.200	-42.09	11.42	-13.0	-29.09	28.00	Vertical	Horizontal	Pass
9432.549	-41.59	16.32	-13.0	-28.59	298.00	Vertical	Horizontal	Pass

11 LTE Band 7

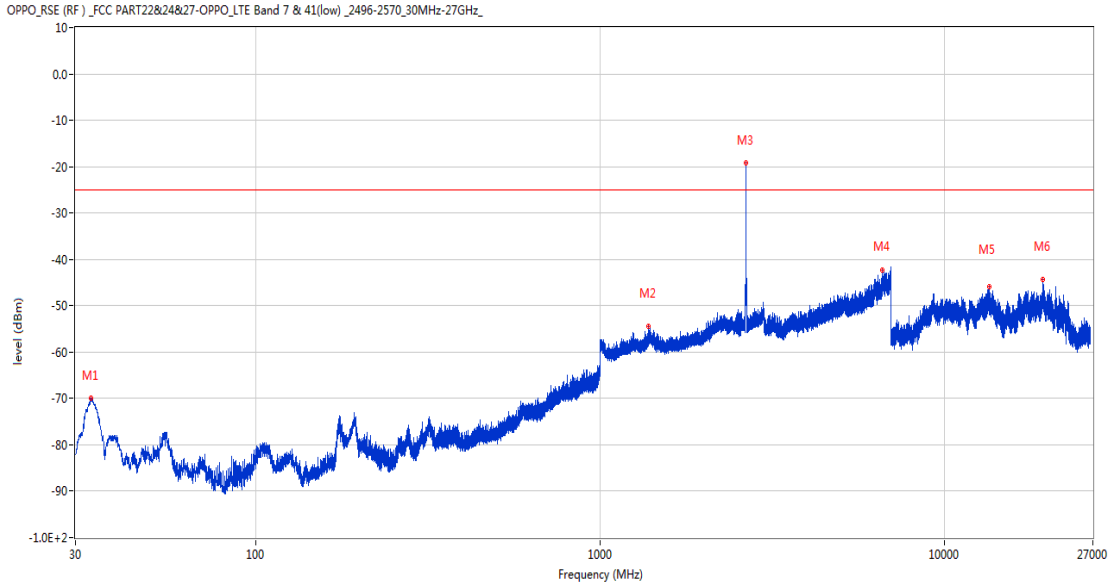
11.1 LTE Band 7 BW5, Middle Channel

RSE-H&H LTE Band 7 BW5 CH21100



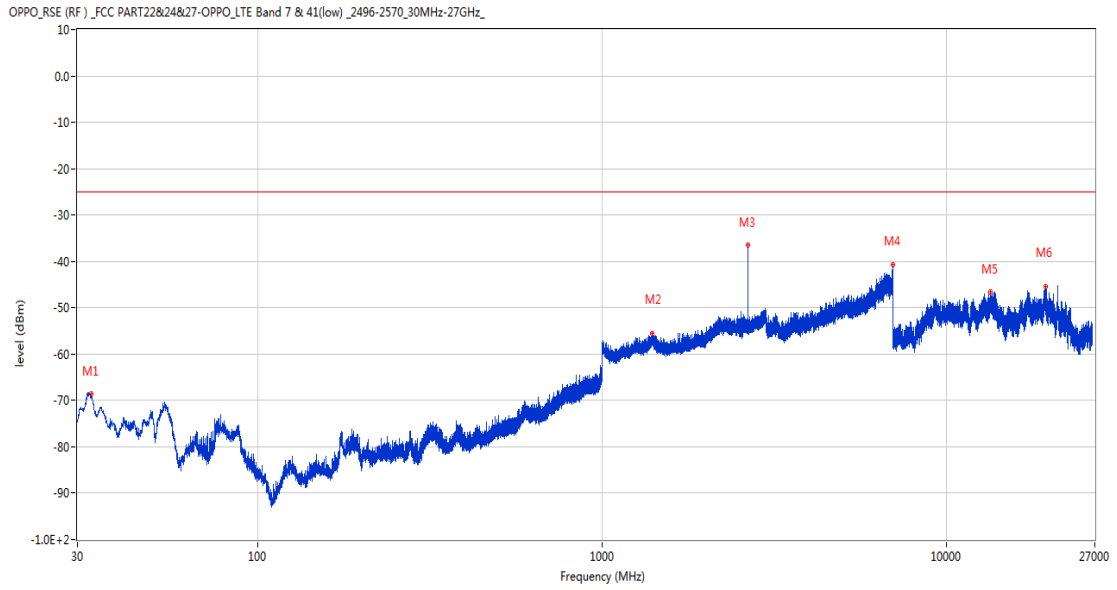
Frequency (MHz)	Result (dBm)	Factor (dB)	PK Limit (dBm)	Over Limit (dB)	Table (o)	ANT	EUT	Verdict
33.444	-70.31	-17.23	-25.0	-45.31	119.00	Horizontal	Horizontal	Pass
940.248	-63.54	4.86	-25.0	-38.54	257.00	Horizontal	Horizontal	Pass
2654.600	-24.66	1.42	-25.0	0.34	200.00	Horizontal	Horizontal	N/A
5365.600	-46.56	6.94	-25.0	-21.56	193.00	Horizontal	Horizontal	Pass
9285.049	-45.70	9.69	-25.0	-20.70	227.00	Horizontal	Horizontal	Pass
21629.499	-44.97	14.70	-25.0	-19.97	-3.00	Horizontal	Horizontal	Pass

RSE-H&V LTE Band 7 BW5 CH21100



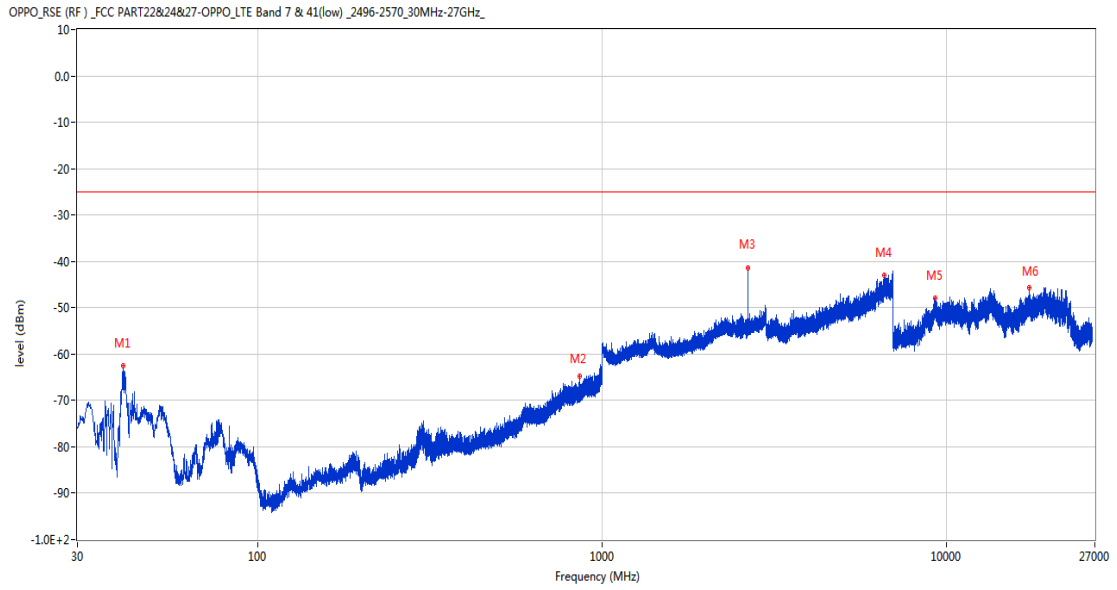
Frequency (MHz)	Result (dBm)	Factor (dB)	PK Limit (dBm)	Over Limit (dB)	Table (o)	ANT	EUT	Verdict
33.201	-69.92	-16.88	-25.0	-44.92	181.00	Horizontal	Vertical	Pass
1380.300	-54.43	-2.68	-25.0	-29.43	336.00	Horizontal	Vertical	Pass
2654.200	-19.20	1.43	-25.0	5.80	195.00	Horizontal	Vertical	N/A
6608.800	-42.33	12.26	-25.0	-17.33	92.00	Horizontal	Vertical	Pass
13474.500	-45.91	11.19	-25.0	-20.91	303.00	Horizontal	Vertical	Pass
19343.849	-44.28	15.85	-25.0	-19.28	29.00	Horizontal	Vertical	Pass

RSE-V&V LTE Band 7 BW5 CH21100



Frequency (MHz)	Result (dBm)	Factor (dB)	PK Limit (dBm)	Over Limit (dB)	Table (o)	ANT	EUT	Verdict
32.813	-68.62	-16.60	-25.0	-43.62	334.00	Vertical	Vertical	Pass
1402.100	-55.63	-2.27	-25.0	-30.63	278.00	Vertical	Vertical	Pass
2655.800	-36.41	1.35	-25.0	-11.41	199.00	Vertical	Vertical	N/A
6995.200	-40.84	13.56	-25.0	-15.84	123.00	Vertical	Vertical	Pass
13429.875	-46.63	11.14	-25.0	-21.63	186.00	Vertical	Vertical	Pass
19379.124	-45.47	15.16	-25.0	-20.47	328.00	Vertical	Vertical	Pass

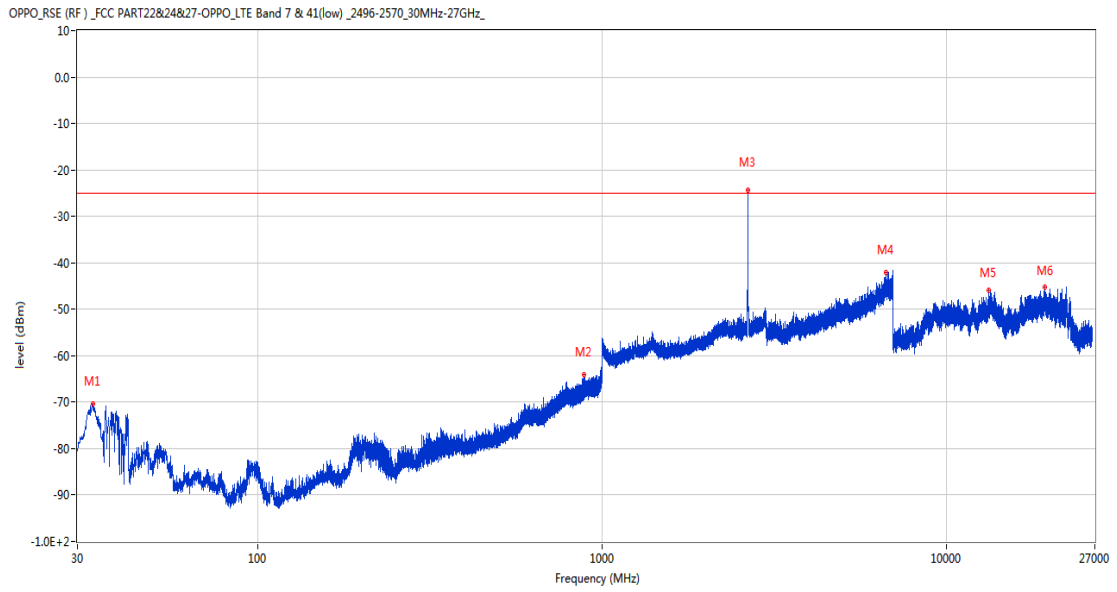
RSE-V&H LTE Band 7 BW5 CH21100



Frequency (MHz)	Result (dBm)	Factor (dB)	PK Limit (dBm)	Over Limit (dB)	Table (o)	ANT	EUT	Verdict
40.816	-62.53	-17.74	-25.0	-37.53	181.00	Vertical	Horizontal	Pass
859.593	-64.84	2.87	-25.0	-39.84	295.00	Vertical	Horizontal	Pass
2654.300	-41.33	1.44	-25.0	-16.33	93.00	Vertical	Horizontal	N/A
6614.600	-43.00	12.34	-25.0	-18.00	361.00	Vertical	Horizontal	Pass
9306.325	-48.01	10.13	-25.0	-23.01	18.00	Vertical	Horizontal	Pass
17460.824	-45.63	9.03	-25.0	-20.63	216.00	Vertical	Horizontal	Pass

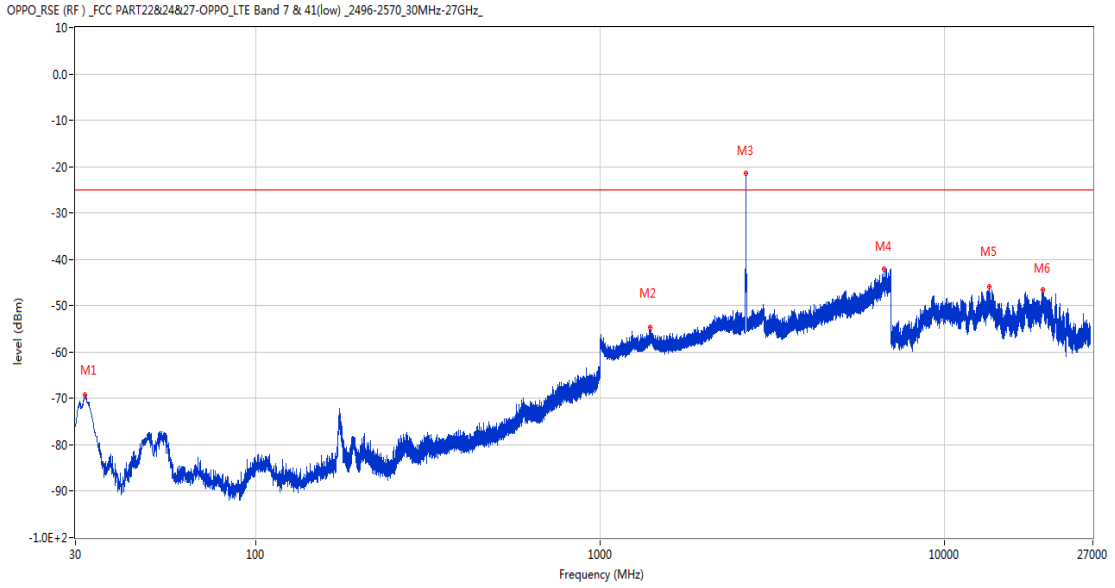
11.2 LTE Band 7 BW10, Middle Channel

RSE-H&H LTE Band 7 BW10 CH21100



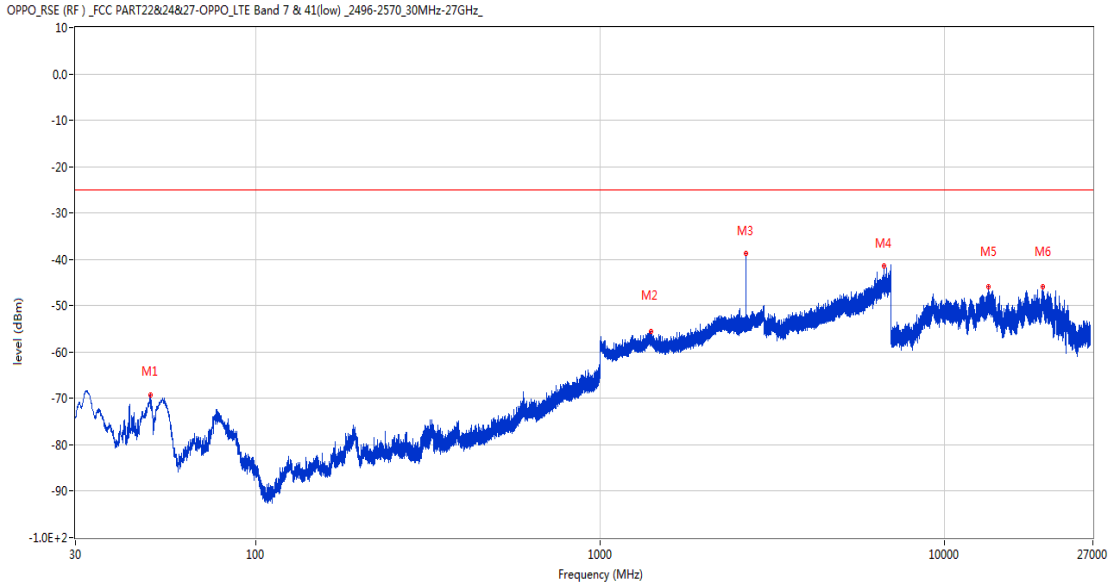
Frequency (MHz)	Result (dBm)	Factor (dB)	PK Limit (dBm)	Over Limit (dB)	Table (o)	ANT	EUT	Verdict
33.201	-70.48	-16.88	-25.0	-45.48	119.00	Horizontal	Horizontal	Pass
889.323	-64.10	4.46	-25.0	-39.10	49.00	Horizontal	Horizontal	Pass
2653.500	-24.31	1.42	-25.0	0.69	191.00	Horizontal	Horizontal	N/A
6688.600	-42.10	11.90	-25.0	-17.10	288.00	Horizontal	Horizontal	Pass
13307.550	-45.86	10.53	-25.0	-20.86	361.00	Horizontal	Horizontal	Pass
19277.976	-45.20	15.11	-25.0	-20.20	346.00	Horizontal	Horizontal	Pass

RSE-H&V LTE Band 7 BW10 CH21100



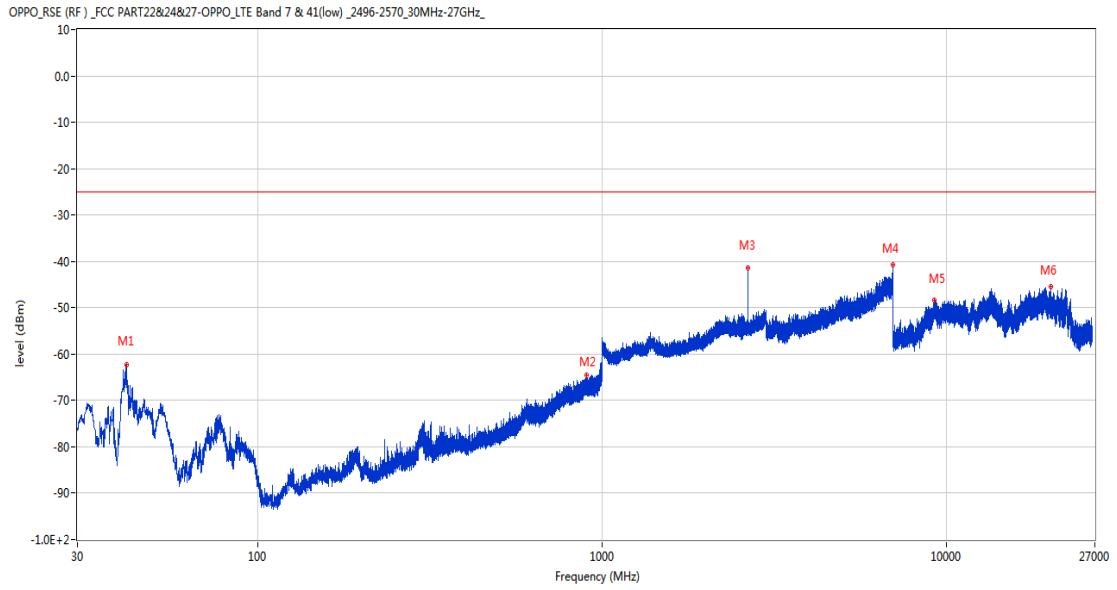
Frequency (MHz)	Result (dBm)	Factor (dB)	PK Limit (dBm)	Over Limit (dB)	Table (o)	ANT	EUT	Verdict
31.940	-69.35	-16.77	-25.0	-44.35	118.00	Horizontal	Vertical	Pass
1396.700	-54.72	-2.14	-25.0	-29.72	278.00	Horizontal	Vertical	Pass
2654.500	-21.33	1.43	-25.0	3.67	193.00	Horizontal	Vertical	N/A
6687.800	-42.10	11.93	-25.0	-17.10	78.00	Horizontal	Vertical	Pass
13543.537	-45.96	10.49	-25.0	-20.96	363.00	Horizontal	Vertical	Pass
19324.301	-46.51	16.18	-25.0	-21.51	28.00	Horizontal	Vertical	Pass

RSE-V&V LTE Band 7 BW10 CH21100



Frequency (MHz)	Result (dBm)	Factor (dB)	PK Limit (dBm)	Over Limit (dB)	Table (o)	ANT	EUT	Verdict
49.449	-69.31	-15.83	-25.0	-44.31	333.00	Vertical	Vertical	Pass
1406.500	-55.54	-2.40	-25.0	-30.54	2.00	Vertical	Vertical	Pass
2651.200	-38.78	1.40	-25.0	-13.78	125.00	Vertical	Vertical	N/A
6688.400	-41.52	11.91	-25.0	-16.52	0.00	Vertical	Vertical	Pass
13469.250	-45.91	11.28	-25.0	-20.91	152.00	Vertical	Vertical	Pass
19297.950	-45.95	15.35	-25.0	-20.95	0.00	Vertical	Vertical	Pass

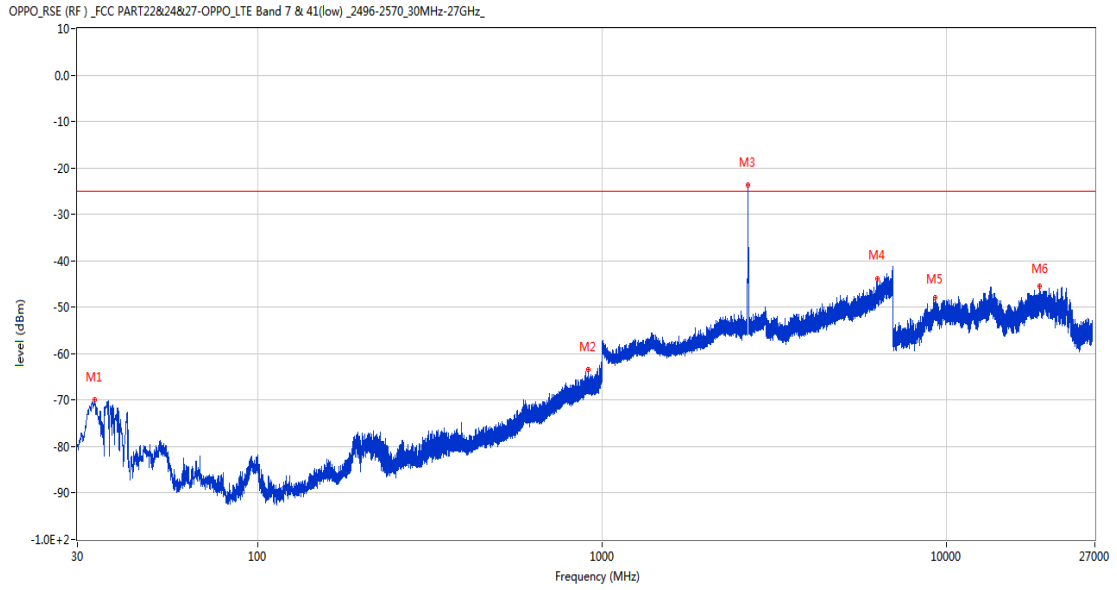
RSE-V&H LTE Band 7 BW10 CH21100



Frequency (MHz)	Result (dBm)	Factor (dB)	PK Limit (dBm)	Over Limit (dB)	Table (o)	ANT	EUT	Verdict
41.688	-62.19	-17.26	-25.0	-37.19	218.00	Vertical	Horizontal	Pass
901.157	-64.51	4.82	-25.0	-39.51	125.00	Vertical	Horizontal	Pass
2657.900	-41.38	1.45	-25.0	-16.38	99.00	Vertical	Horizontal	N/A
6984.000	-40.75	13.80	-25.0	-15.75	361.00	Vertical	Horizontal	Pass
9248.538	-48.41	9.16	-25.0	-23.41	66.00	Vertical	Horizontal	Pass
20135.625	-45.37	14.22	-25.0	-20.37	39.00	Vertical	Horizontal	Pass

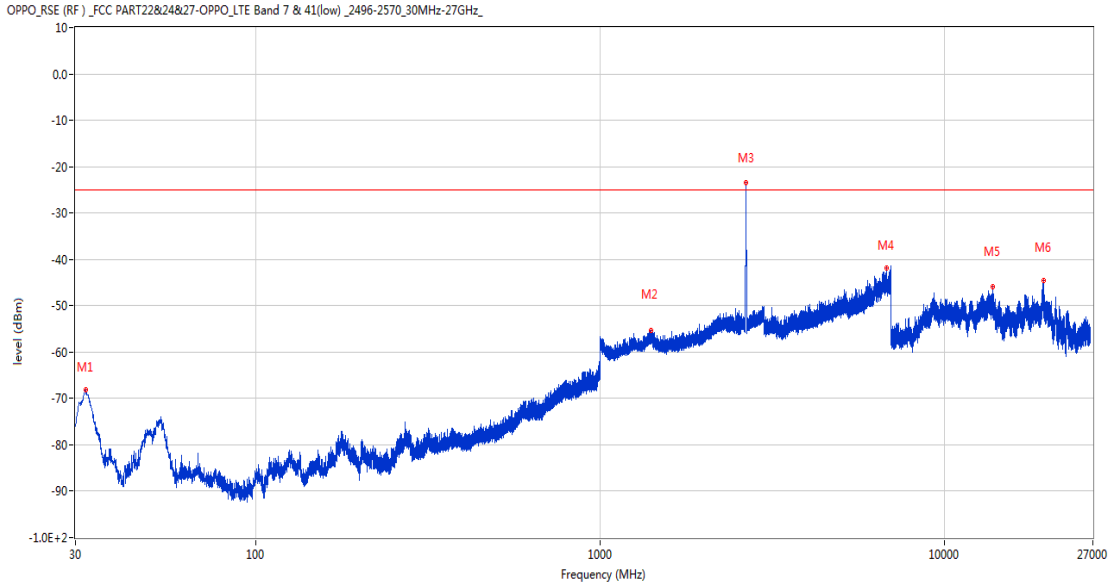
11.3 LTE Band 7 BW15, Middle Channel

RSE-H&H LTE Band 7 BW15 CH21100



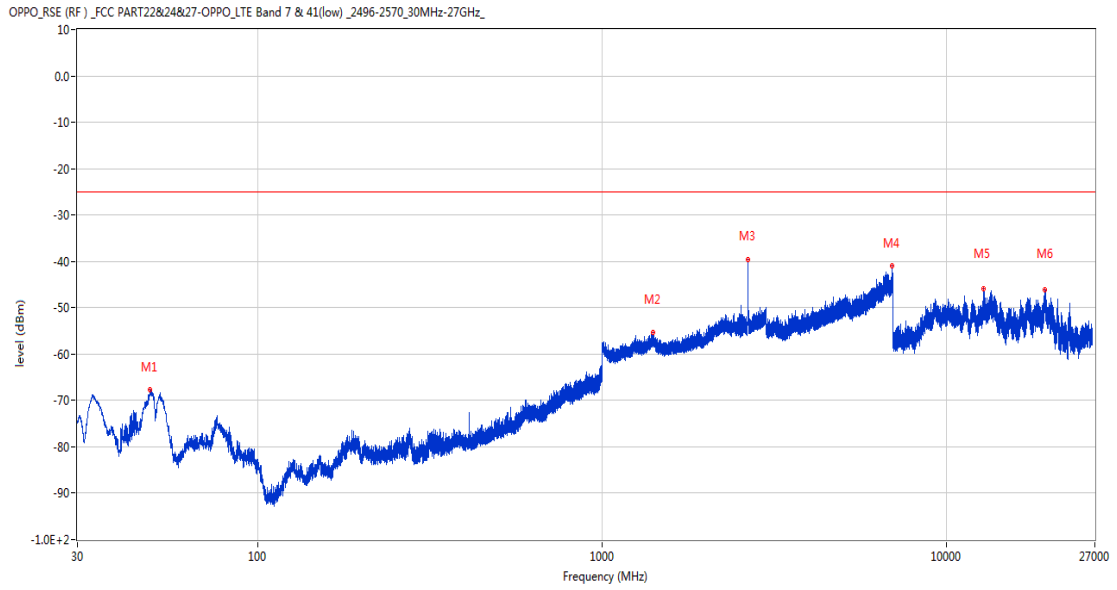
Frequency (MHz)	Result (dBm)	Factor (dB)	PK Limit (dBm)	Over Limit (dB)	Table (o)	ANT	EUT	Verdict
33.686	-69.92	-17.58	-25.0	-44.92	133.00	Horizontal	Horizontal	Pass
912.215	-63.45	4.75	-25.0	-38.45	328.00	Horizontal	Horizontal	Pass
2652.700	-23.66	1.40	-25.0	1.34	192.00	Horizontal	Horizontal	N/A
6324.800	-43.93	9.97	-25.0	-18.93	144.00	Horizontal	Horizontal	Pass
9270.388	-47.87	9.39	-25.0	-22.87	100.00	Horizontal	Horizontal	Pass
18651.525	-45.47	12.00	-25.0	-20.47	302.00	Horizontal	Horizontal	Pass

RSE-H&V LTE Band 7 BW15 CH21100



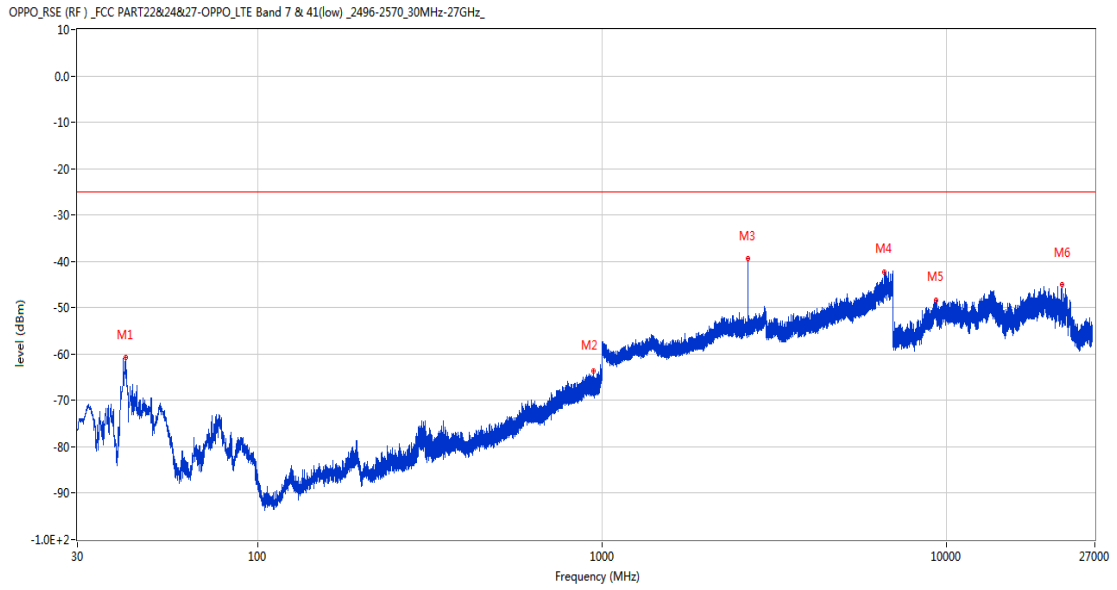
Frequency (MHz)	Result (dBm)	Factor (dB)	PK Limit (dBm)	Over Limit (dB)	Table (o)	ANT	EUT	Verdict
32.085	-68.18	-16.62	-25.0	-43.18	165.00	Horizontal	Vertical	Pass
1407.800	-55.36	-2.43	-25.0	-30.36	155.00	Horizontal	Vertical	Pass
2654.800	-23.41	1.41	-25.0	1.59	186.00	Horizontal	Vertical	N/A
6794.200	-41.90	12.21	-25.0	-16.90	30.00	Horizontal	Vertical	Pass
13794.224	-45.90	11.73	-25.0	-20.90	164.00	Horizontal	Vertical	Pass
19379.124	-44.47	15.16	-25.0	-19.47	107.00	Horizontal	Vertical	Pass

RSE-V&V LTE Band 7 BW15 CH21100



Frequency (MHz)	Result (dBm)	Factor (dB)	PK Limit (dBm)	Over Limit (dB)	Table (o)	ANT	EUT	Verdict
48.770	-67.61	-16.19	-25.0	-42.61	285.00	Vertical	Vertical	Pass
1404.000	-55.38	-2.30	-25.0	-30.38	292.00	Vertical	Vertical	Pass
2650.600	-39.69	1.41	-25.0	-14.69	165.00	Vertical	Vertical	N/A
6975.000	-41.06	13.72	-25.0	-16.06	266.00	Vertical	Vertical	Pass
12859.725	-46.00	11.12	-25.0	-21.00	26.00	Vertical	Vertical	Pass
19367.225	-46.20	15.32	-25.0	-21.20	196.00	Vertical	Vertical	Pass

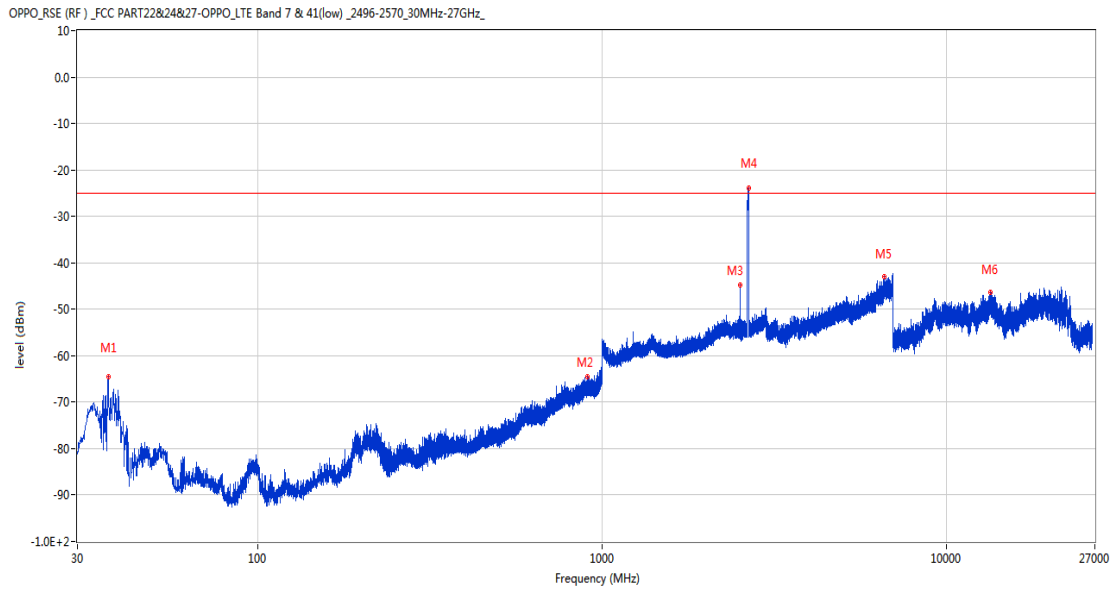
RSE-V&H LTE Band 7 BW15 CH21100



Frequency (MHz)	Result (dBm)	Factor (dB)	PK Limit (dBm)	Over Limit (dB)	Table (o)	ANT	EUT	Verdict
41.398	-60.81	-17.41	-25.0	-35.81	95.00	Vertical	Horizontal	Pass
947.426	-63.65	4.67	-25.0	-38.65	238.00	Vertical	Horizontal	Pass
2651.900	-39.48	1.39	-25.0	-14.48	91.00	Vertical	Horizontal	N/A
6624.400	-42.23	12.03	-25.0	-17.23	361.00	Vertical	Horizontal	Pass
9323.575	-48.32	9.73	-25.0	-23.32	130.00	Vertical	Horizontal	Pass
21628.226	-45.01	14.70	-25.0	-20.01	286.00	Vertical	Horizontal	Pass

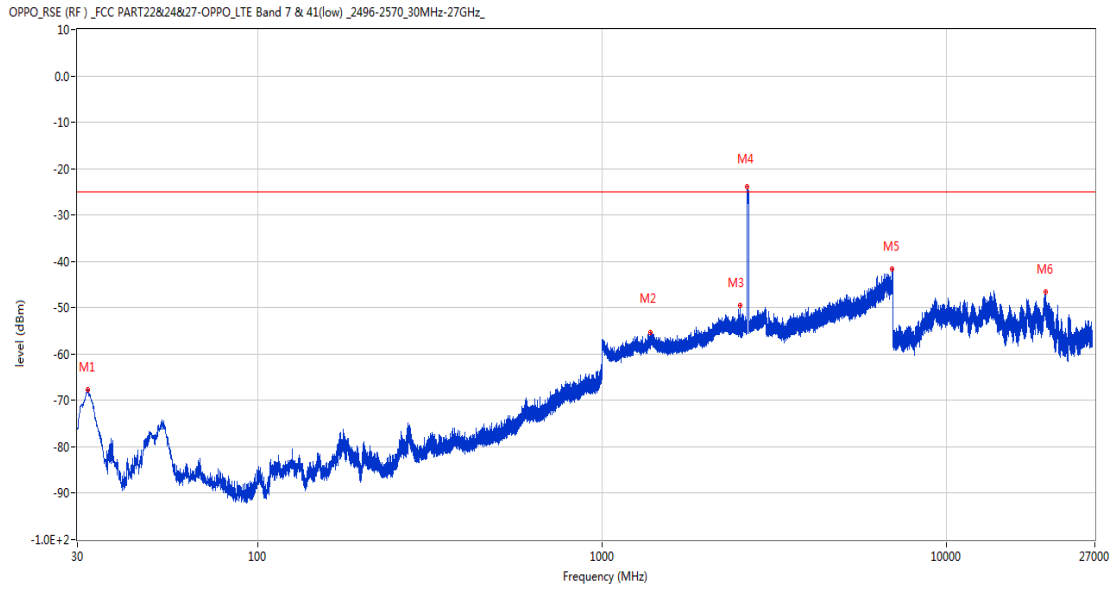
11.4 LTE Band 7 BW20, Middle Channel

RSE-H&H LTE Band 7 BW20 CH21100



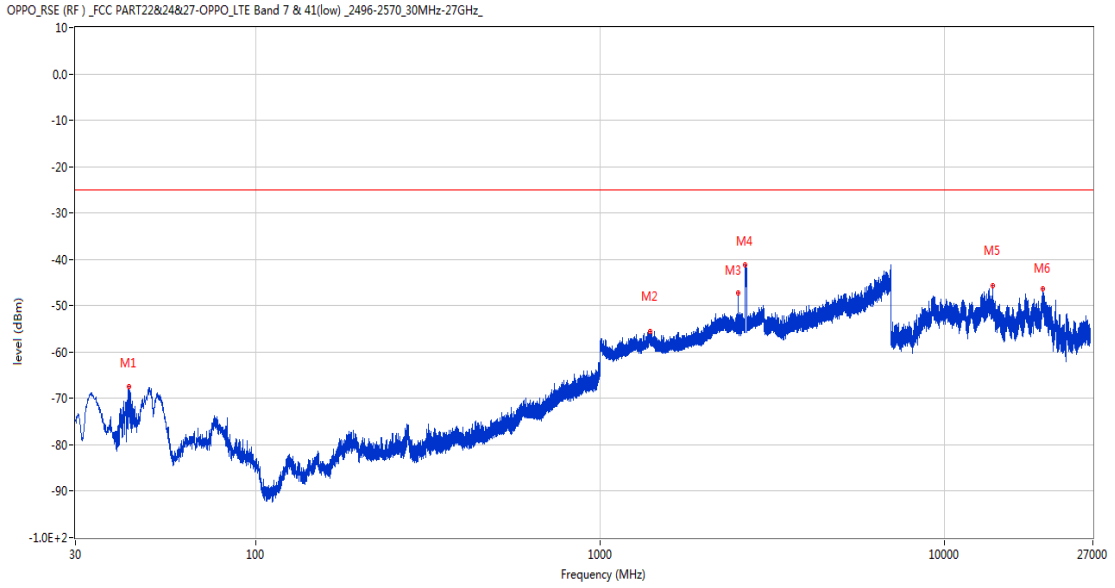
Frequency (MHz)	Result (dBm)	Factor (dB)	PK Limit (dBm)	Over Limit (dB)	Table (o)	ANT	EUT	Verdict
36.839	-64.64	-18.82	-25.0	-39.64	237.00	Horizontal	Horizontal	Pass
907.850	-64.59	4.88	-25.0	-39.59	363.00	Horizontal	Horizontal	Pass
2526.600	-44.89	1.92	-25.0	-19.89	327.00	Horizontal	Horizontal	N/A
2663.600	-24.00	1.49	-25.0	1.00	199.00	Horizontal	Horizontal	N/A
6614.000	-42.94	12.34	-25.0	-17.94	253.00	Horizontal	Horizontal	Pass
13444.838	-46.42	11.40	-25.0	-21.42	93.00	Horizontal	Horizontal	Pass

RSE-H&V LTE Band 7 BW20 CH21100



Frequency (MHz)	Result (dBm)	Factor (dB)	PK Limit (dBm)	Over Limit (dB)	Table (o)	ANT	EUT	Verdict
32.182	-67.79	-16.61	-25.0	-42.79	150.00	Horizontal	Vertical	Pass
1383.700	-55.34	-2.67	-25.0	-30.34	80.00	Horizontal	Vertical	Pass
2526.100	-49.41	1.92	-25.0	-24.41	118.00	Horizontal	Vertical	N/A
2647.200	-23.96	1.52	-25.0	1.04	133.00	Horizontal	Vertical	N/A
6964.600	-41.73	13.14	-25.0	-16.73	87.00	Horizontal	Vertical	Pass
19379.124	-46.56	15.16	-25.0	-21.56	76.00	Horizontal	Vertical	Pass

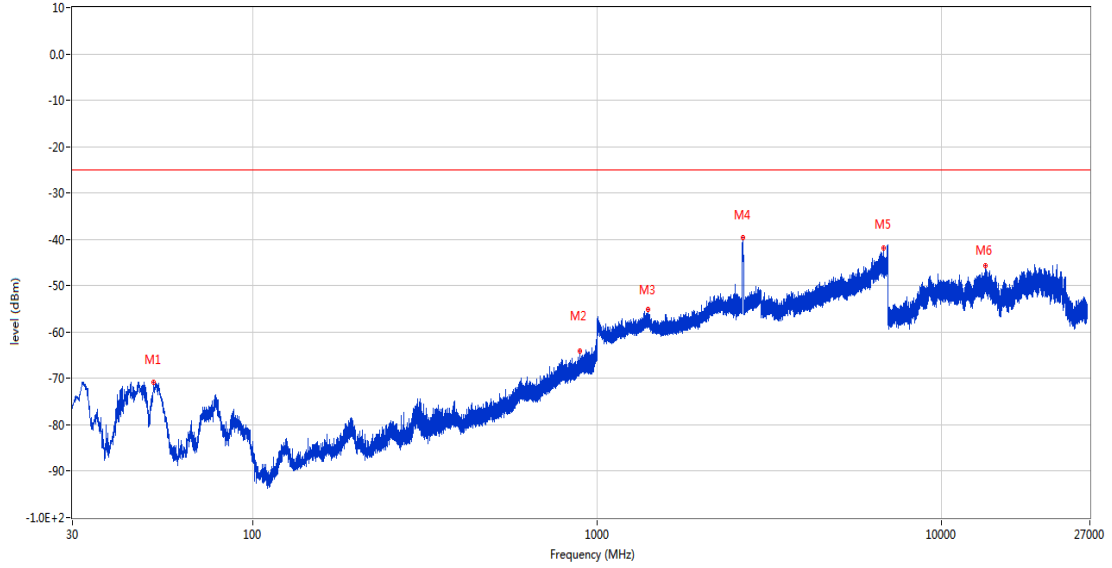
RSE-V&V LTE Band 7 BW20 CH21100



Frequency (MHz)	Result (dBm)	Factor (dB)	PK Limit (dBm)	Over Limit (dB)	Table (o)	ANT	EUT	Verdict
42.804	-67.36	-16.33	-25.0	-42.36	250.00	Vertical	Vertical	Pass
1400.400	-55.62	-2.21	-25.0	-30.62	349.00	Vertical	Vertical	Pass
2525.800	-47.28	1.92	-25.0	-22.28	257.00	Vertical	Vertical	N/A
2647.200	-41.26	1.52	-25.0	-16.26	97.00	Vertical	Vertical	N/A
13794.224	-45.77	11.73	-25.0	-20.77	235.00	Vertical	Vertical	Pass
19337.900	-46.34	15.99	-25.0	-21.34	363.00	Vertical	Vertical	Pass

RSE-V&H LTE Band 7 BW20 CH21100

OPPO_RSE (RF) _FCC PART22&24&27-OPPO_LTE Band 7 & 41(low) _2496-2570_30MHz-27GHz_



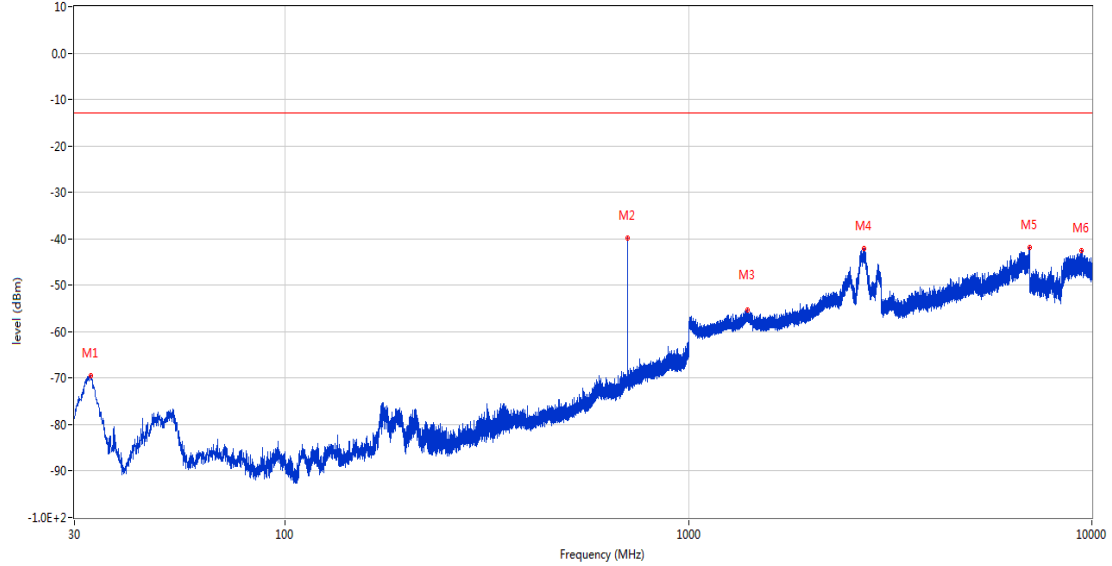
Frequency (MHz)	Result (dBm)	Factor (dB)	PK Limit (dBm)	Over Limit (dB)	Table (o)	ANT	EUT	Verdict
51.728	-70.82	-15.56	-25.0	-45.82	363.00	Vertical	Horizontal	Pass
892.476	-64.09	4.72	-25.0	-39.09	315.00	Vertical	Horizontal	Pass
1409.400	-55.19	-2.45	-25.0	-30.19	113.00	Vertical	Horizontal	Pass
2650.600	-39.51	1.41	-25.0	-14.51	92.00	Vertical	Horizontal	N/A
6785.800	-41.86	12.19	-25.0	-16.86	67.00	Vertical	Horizontal	Pass
13461.900	-45.75	11.42	-25.0	-20.75	107.00	Vertical	Horizontal	Pass

12 LTE Band 12

12.1 LTE Band 12 BW1.4, Middle Channel

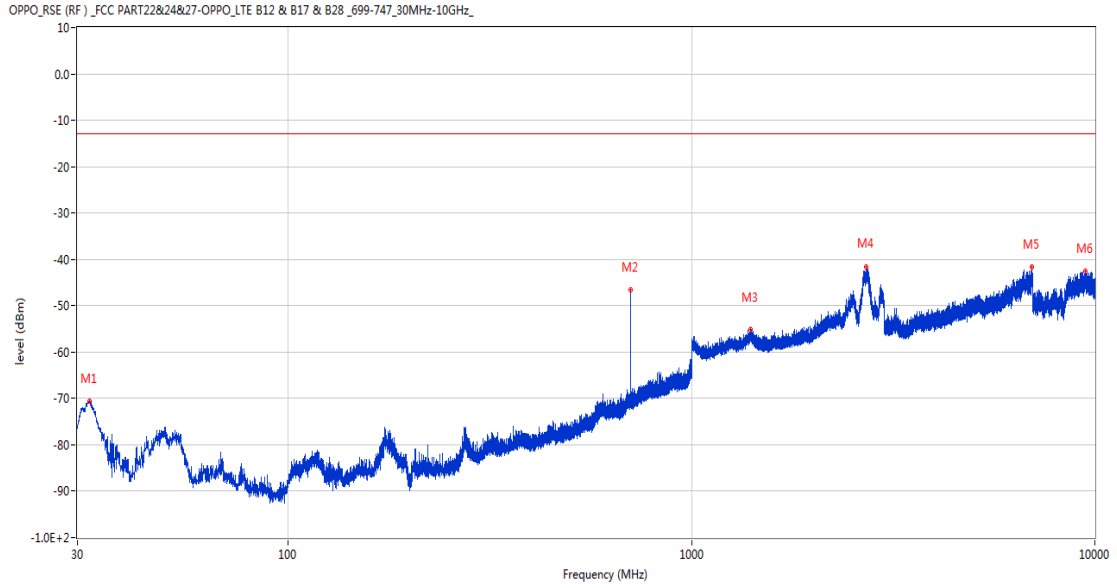
RSE-H&H LTE Band 12 BW1.4 CH23095

OPPO_RSE (RF) _ FCC PART22&24&27-OPPO_LTE B12 & B17 & B28 _699-747_30MHz-10GHz_



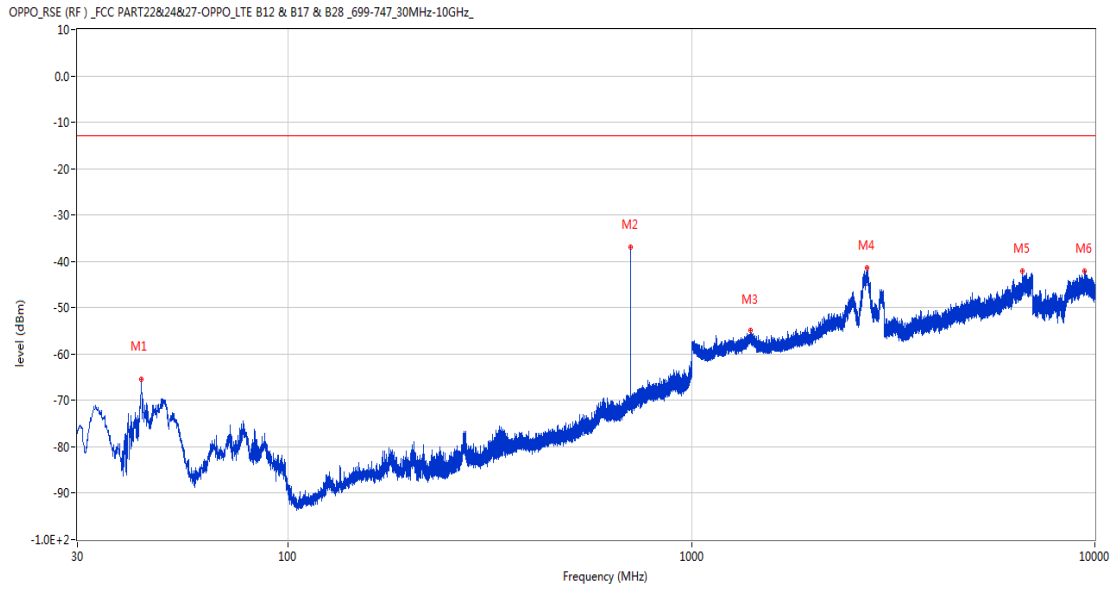
Frequency (MHz)	Result (dBm)	Factor (dB)	PK Limit (dBm)	Over Limit (dB)	Table (o)	ANT	EUT	Verdict
32.910	-69.57	-16.60	-13.0	-56.57	158.00	Horizontal	Horizontal	Pass
707.109	-39.80	1.15	-13.0	-26.80	111.00	Horizontal	Horizontal	N/A
1402.100	-55.40	-1.77	-13.0	-42.40	72.00	Horizontal	Horizontal	Pass
2716.700	-42.17	12.80	-13.0	-29.17	96.00	Horizontal	Horizontal	Pass
6999.600	-41.79	13.65	-13.0	-28.79	221.00	Horizontal	Horizontal	Pass
9447.250	-42.64	16.67	-13.0	-29.64	32.00	Horizontal	Horizontal	Pass

RSE-H&V LTE Band 12 BW1.4 CH23095



Frequency (MHz)	Result (dBm)	Factor (dB)	PK Limit (dBm)	Over Limit (dB)	Table (o)	ANT	EUT	Verdict
32.085	-70.48	-16.66	-13.0	-57.48	178.00	Horizontal	Vertical	Pass
706.963	-46.46	1.14	-13.0	-33.46	225.00	Horizontal	Vertical	N/A
1399.400	-55.12	-1.72	-13.0	-42.12	96.00	Horizontal	Vertical	Pass
2716.300	-41.66	12.68	-13.0	-28.66	247.00	Horizontal	Vertical	Pass
6990.800	-41.55	13.48	-13.0	-28.55	230.00	Horizontal	Vertical	Pass
9455.350	-42.61	16.63	-13.0	-29.61	181.00	Horizontal	Vertical	Pass

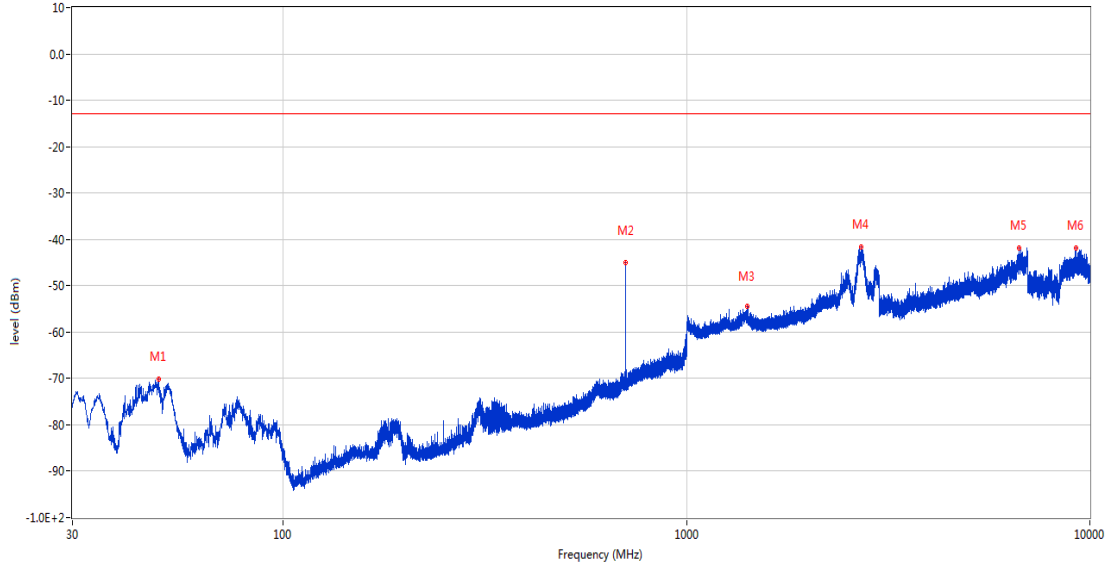
RSE-V&V LTE Band 12 BW1.4 CH23095



Frequency (MHz)	Result (dBm)	Factor (dB)	PK Limit (dBm)	Over Limit (dB)	Table (o)	ANT	EUT	Verdict
43.240	-65.42	-15.57	-13.0	-52.42	323.00	Vertical	Vertical	Pass
707.011	-36.91	1.15	-13.0	-23.91	145.00	Vertical	Vertical	N/A
1397.600	-54.78	-1.81	-13.0	-41.78	163.00	Vertical	Vertical	Pass
2718.500	-41.51	13.28	-13.0	-28.51	221.00	Vertical	Vertical	Pass
6606.400	-42.18	12.22	-13.0	-29.18	147.00	Vertical	Vertical	Pass
9448.450	-42.04	16.70	-13.0	-29.04	139.00	Vertical	Vertical	Pass

RSE-V&H LTE Band 12 BW1.4 CH23095

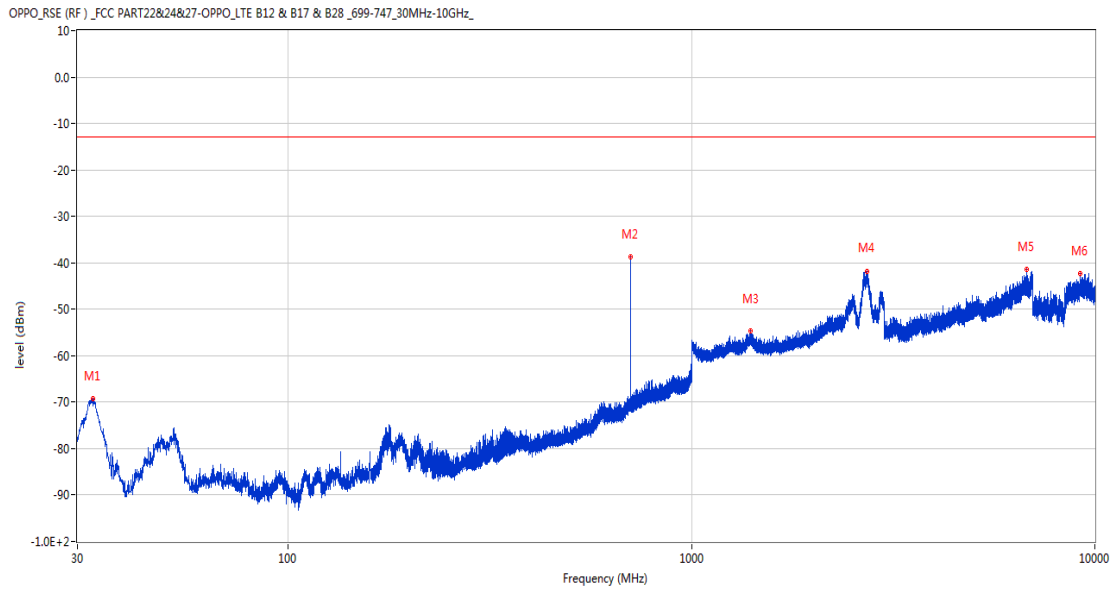
OPPO_RSE (RF) _FCC PART22&24&27-OPPO_LTE B12 & B17 & B28 _699-747_30MHz-10GHz_



Frequency (MHz)	Result (dBm)	Factor (dB)	PK Limit (dBm)	Over Limit (dB)	Table (o)	ANT	EUT	Verdict
49.109	-70.12	-15.92	-13.0	-57.12	244.00	Vertical	Horizontal	Pass
707.060	-44.98	1.15	-13.0	-31.98	45.00	Vertical	Horizontal	N/A
1417.500	-54.39	-2.29	-13.0	-41.39	77.00	Vertical	Horizontal	Pass
2711.600	-41.64	11.72	-13.0	-28.64	137.00	Vertical	Horizontal	Pass
6681.800	-41.95	11.82	-13.0	-28.95	351.00	Vertical	Horizontal	Pass
9251.200	-41.96	15.20	-13.0	-28.96	201.00	Vertical	Horizontal	Pass

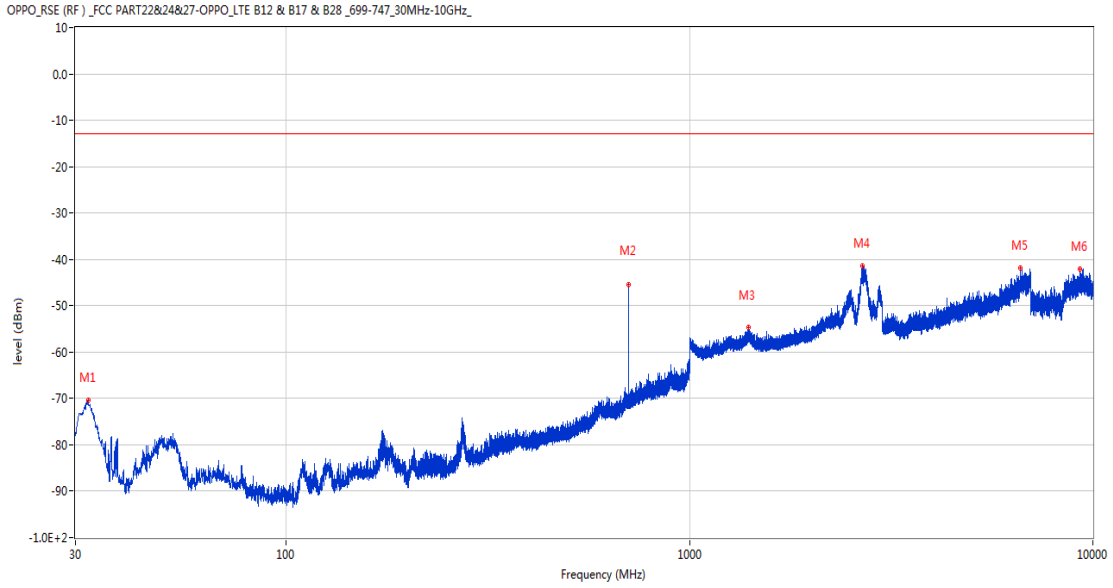
12.2 LTE Band 12 BW3, Middle Channel

RSE-H&H LTE Band 12 BW3 CH23095



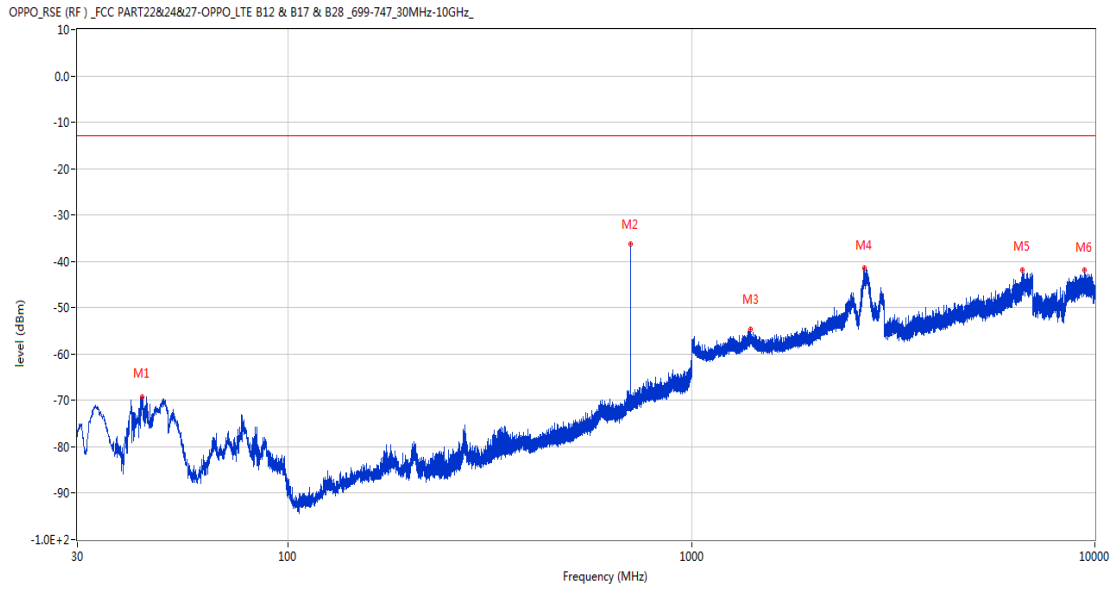
Frequency (MHz)	Result (dBm)	Factor (dB)	PK Limit (dBm)	Over Limit (dB)	Table (o)	ANT	EUT	Verdict
32.716	-69.26	-16.61	-13.0	-56.26	159.00	Horizontal	Horizontal	Pass
706.187	-38.76	1.12	-13.0	-25.76	105.00	Horizontal	Horizontal	N/A
1400.800	-54.62	-1.70	-13.0	-41.62	85.00	Horizontal	Horizontal	Pass
2721.800	-41.80	13.71	-13.0	-28.80	96.00	Horizontal	Horizontal	Pass
6766.200	-41.37	11.42	-13.0	-28.37	218.00	Horizontal	Horizontal	Pass
9201.401	-42.31	15.34	-13.0	-29.31	225.00	Horizontal	Horizontal	Pass

RSE-H&V LTE Band 12 BW3 CH23095



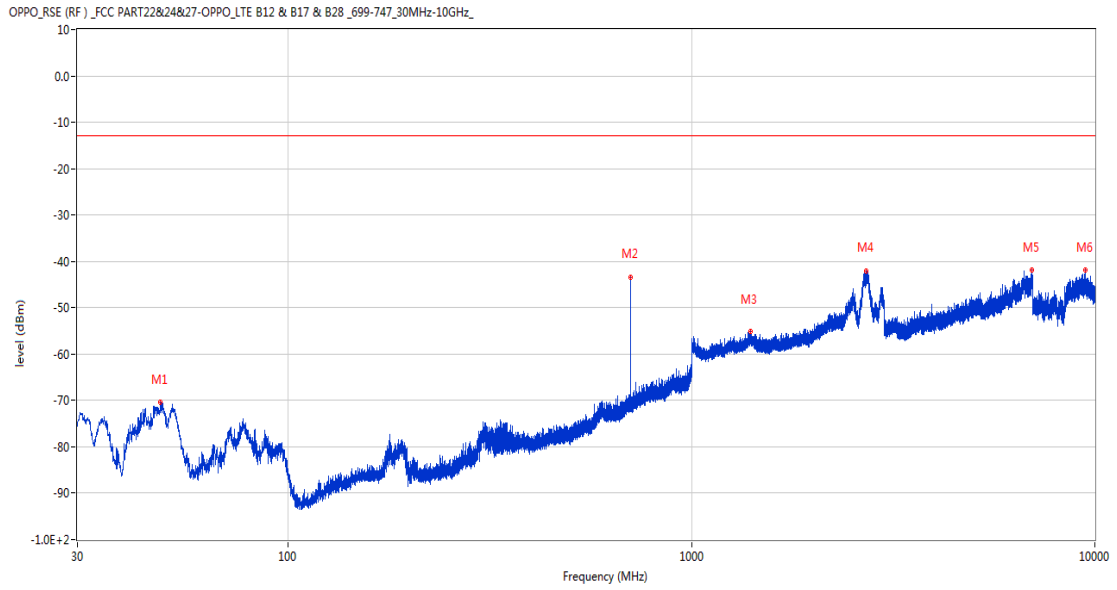
Frequency (MHz)	Result (dBm)	Factor (dB)	PK Limit (dBm)	Over Limit (dB)	Table (o)	ANT	EUT	Verdict
32.279	-70.39	-16.65	-13.0	-57.39	143.00	Horizontal	Vertical	Pass
706.235	-45.43	1.12	-13.0	-32.43	210.00	Horizontal	Vertical	N/A
1403.500	-54.73	-1.85	-13.0	-41.73	360.00	Horizontal	Vertical	Pass
2683.200	-41.36	12.48	-13.0	-28.36	226.00	Horizontal	Vertical	Pass
6607.600	-41.89	12.25	-13.0	-28.89	145.00	Horizontal	Vertical	Pass
9286.150	-42.15	15.24	-13.0	-29.15	106.00	Horizontal	Vertical	Pass

RSE-V&V LTE Band 12 BW3 CH23095



Frequency (MHz)	Result (dBm)	Factor (dB)	PK Limit (dBm)	Over Limit (dB)	Table (o)	ANT	EUT	Verdict
43.337	-69.34	-15.40	-13.0	-56.34	288.00	Vertical	Vertical	Pass
706.235	-36.15	1.12	-13.0	-23.15	146.00	Vertical	Vertical	N/A
1401.000	-54.74	-1.71	-13.0	-41.74	244.00	Vertical	Vertical	Pass
2685.500	-41.41	12.83	-13.0	-28.41	30.00	Vertical	Vertical	Pass
6615.000	-41.92	12.33	-13.0	-28.92	190.00	Vertical	Vertical	Pass
9414.850	-41.89	15.99	-13.0	-28.89	15.00	Vertical	Vertical	Pass

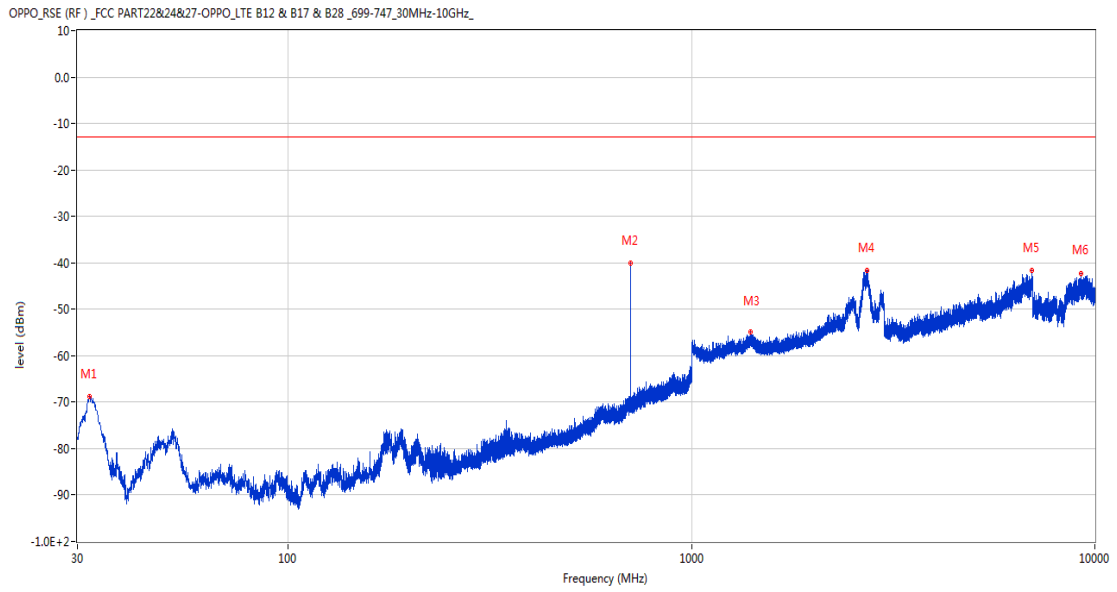
RSE-V&H LTE Band 12 BW3 CH23095



Frequency (MHz)	Result (dBm)	Factor (dB)	PK Limit (dBm)	Over Limit (dB)	Table (o)	ANT	EUT	Verdict
48.236	-70.40	-16.40	-13.0	-57.40	255.00	Vertical	Horizontal	Pass
706.235	-43.51	1.12	-13.0	-30.51	31.00	Vertical	Horizontal	N/A
1400.200	-55.16	-1.68	-13.0	-42.16	215.00	Vertical	Horizontal	Pass
2709.700	-42.04	11.28	-13.0	-29.04	31.00	Vertical	Horizontal	Pass
6972.600	-41.85	13.66	-13.0	-28.85	178.00	Vertical	Horizontal	Pass
9461.950	-41.87	16.48	-13.0	-28.87	58.00	Vertical	Horizontal	Pass

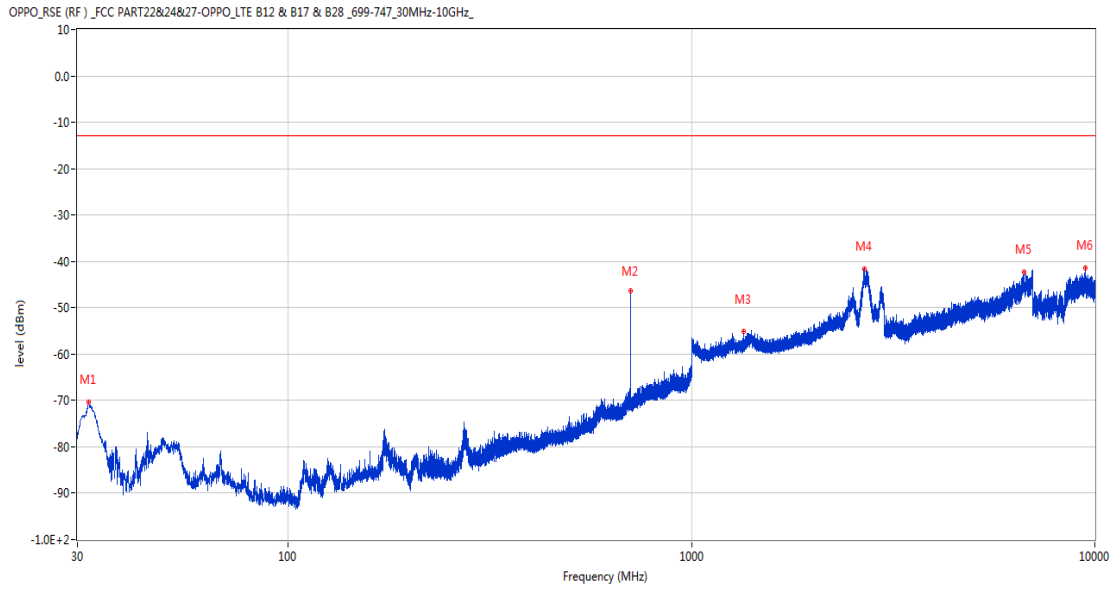
12.3 LTE Band 12 BW5, Middle Channel

RSE-H&H LTE Band 12 BW5 CH23095



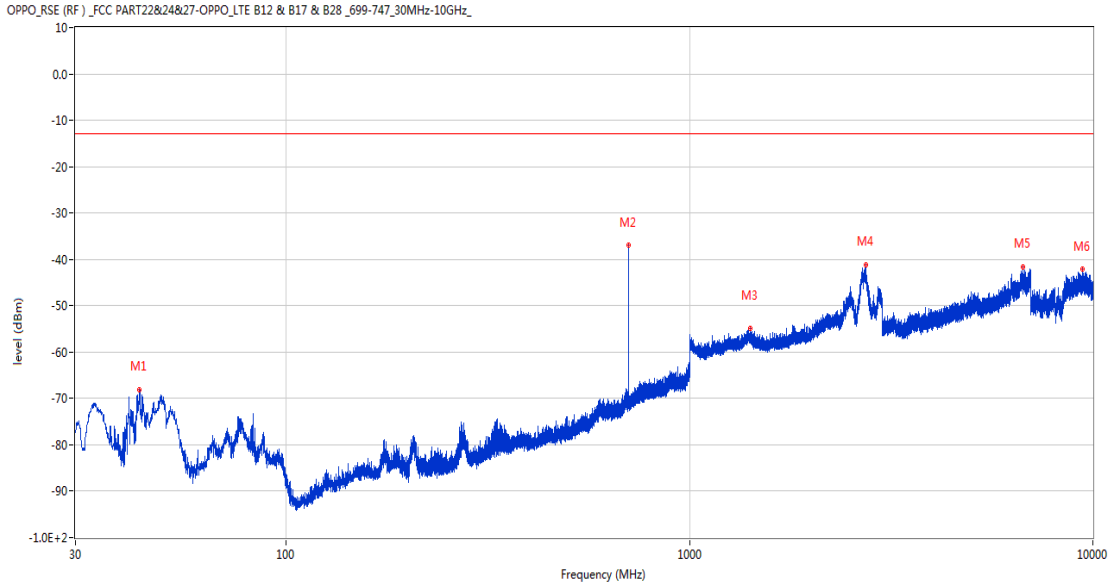
Frequency (MHz)	Result (dBm)	Factor (dB)	PK Limit (dBm)	Over Limit (dB)	Table (o)	ANT	EUT	Verdict
32.182	-68.79	-16.66	-13.0	-55.79	168.00	Horizontal	Horizontal	Pass
705.314	-40.17	1.09	-13.0	-27.17	106.00	Horizontal	Horizontal	N/A
1397.500	-54.97	-1.82	-13.0	-41.97	151.00	Horizontal	Horizontal	Pass
2718.800	-41.59	13.33	-13.0	-28.59	285.00	Horizontal	Horizontal	Pass
6971.800	-41.53	13.61	-13.0	-28.53	101.00	Horizontal	Horizontal	Pass
9221.349	-42.37	15.34	-13.0	-29.37	157.00	Horizontal	Horizontal	Pass

RSE-H&V LTE Band 12 BW5 CH23095



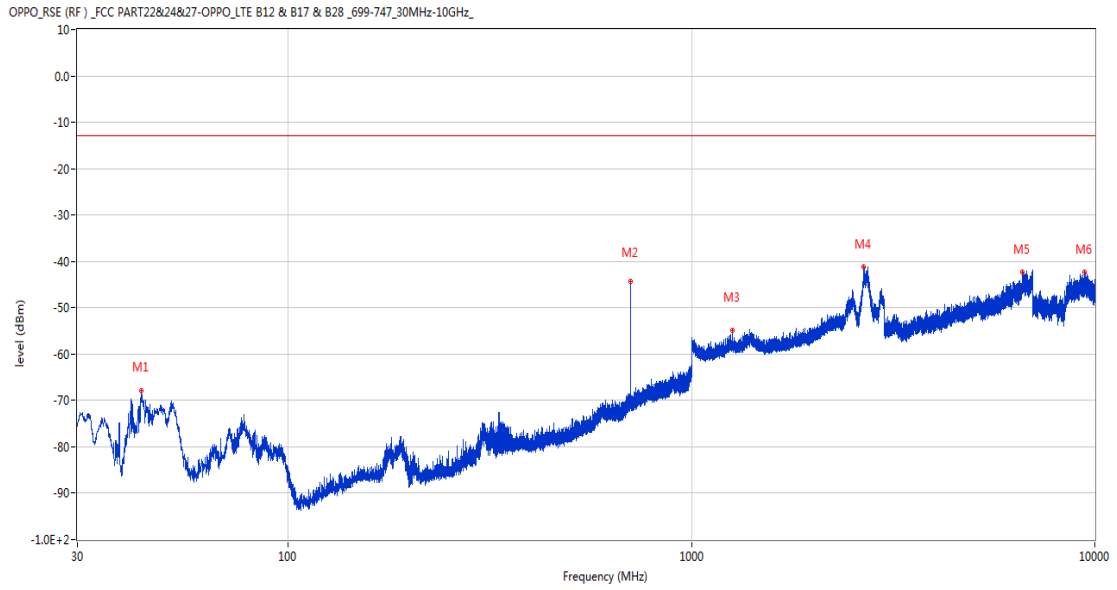
Frequency (MHz)	Result (dBm)	Factor (dB)	PK Limit (dBm)	Over Limit (dB)	Table (o)	ANT	EUT	Verdict
31.988	-70.35	-16.68	-13.0	-57.35	213.00	Horizontal	Vertical	Pass
705.362	-46.30	1.09	-13.0	-33.30	213.00	Horizontal	Vertical	N/A
1349.100	-55.12	-3.14	-13.0	-42.12	256.00	Horizontal	Vertical	Pass
2686.400	-41.68	12.93	-13.0	-28.68	324.00	Horizontal	Vertical	Pass
6690.800	-42.29	11.82	-13.0	-29.29	7.00	Horizontal	Vertical	Pass
9465.850	-41.51	16.39	-13.0	-28.51	18.00	Horizontal	Vertical	Pass

RSE-V&V LTE Band 12 BW5 CH23095



Frequency (MHz)	Result (dBm)	Factor (dB)	PK Limit (dBm)	Over Limit (dB)	Table (o)	ANT	EUT	Verdict
43.289	-68.23	-15.49	-13.0	-55.23	266.00	Vertical	Vertical	Pass
705.314	-36.92	1.09	-13.0	-23.92	154.00	Vertical	Vertical	N/A
1411.400	-54.91	-2.11	-13.0	-41.91	301.00	Vertical	Vertical	Pass
2733.500	-41.19	13.64	-13.0	-28.19	134.00	Vertical	Vertical	Pass
6701.800	-41.71	11.02	-13.0	-28.71	46.00	Vertical	Vertical	Pass
9431.950	-42.03	16.31	-13.0	-29.03	357.00	Vertical	Vertical	Pass

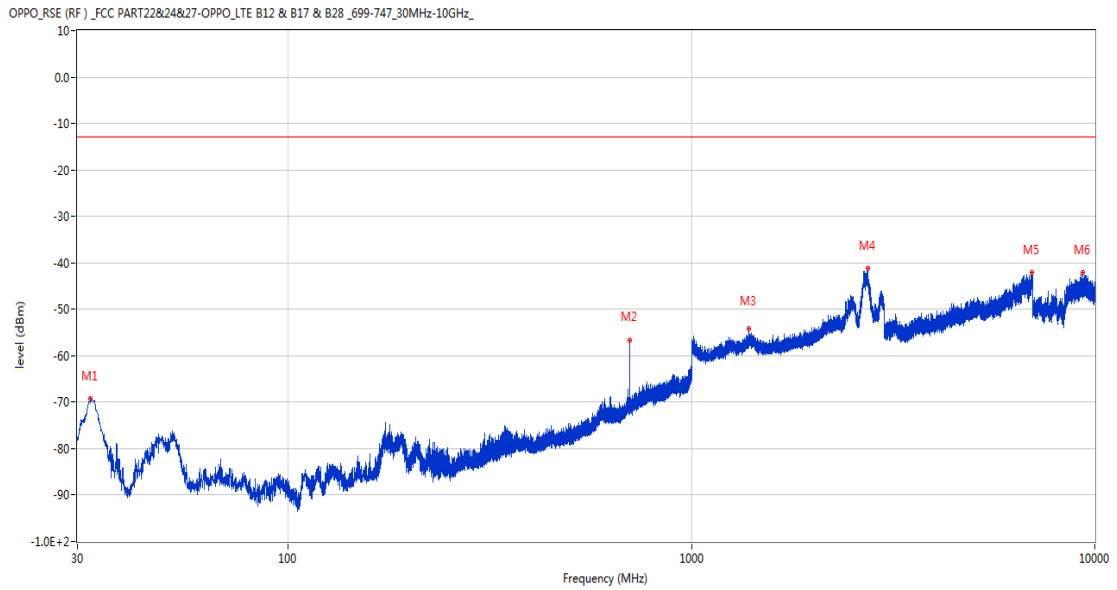
RSE-V&H LTE Band 12 BW5 CH23095



Frequency (MHz)	Result (dBm)	Factor (dB)	PK Limit (dBm)	Over Limit (dB)	Table (o)	ANT	EUT	Verdict
43.144	-67.84	-15.74	-13.0	-54.84	319.00	Vertical	Horizontal	Pass
705.314	-44.41	1.09	-13.0	-31.41	34.00	Vertical	Horizontal	N/A
1263.600	-54.89	-3.16	-13.0	-41.89	324.00	Vertical	Horizontal	Pass
2673.500	-41.16	11.53	-13.0	-28.16	131.00	Vertical	Horizontal	Pass
6624.400	-42.27	12.03	-13.0	-29.27	202.00	Vertical	Horizontal	Pass
9445.450	-42.28	16.62	-13.0	-29.28	245.00	Vertical	Horizontal	Pass

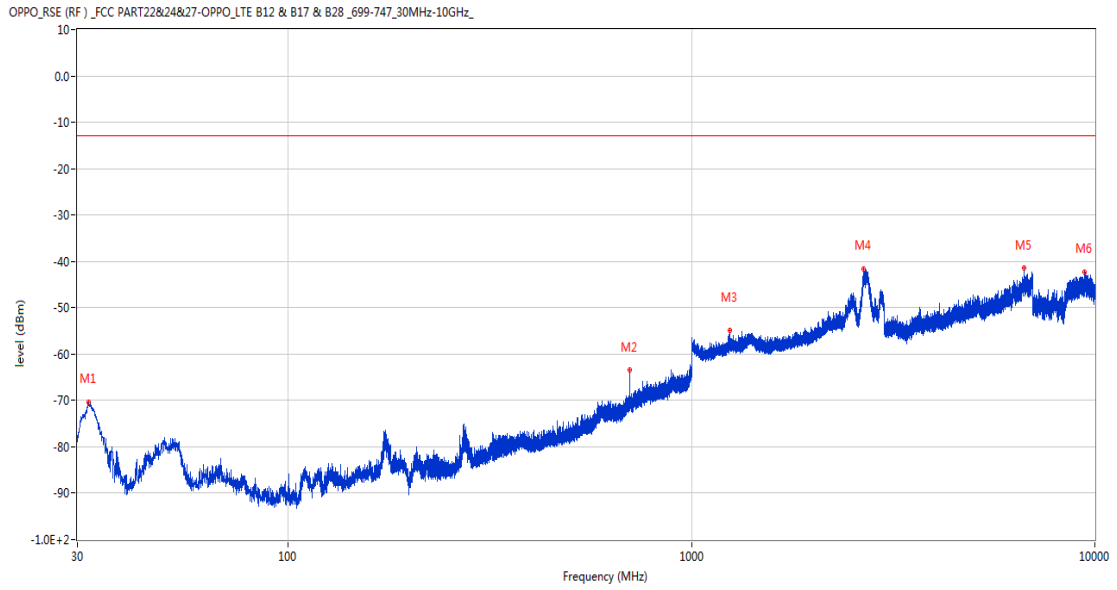
12.4 LTE Band 12 BW10, Middle Channel

RSE-H&H LTE Band 12 BW10 CH23095



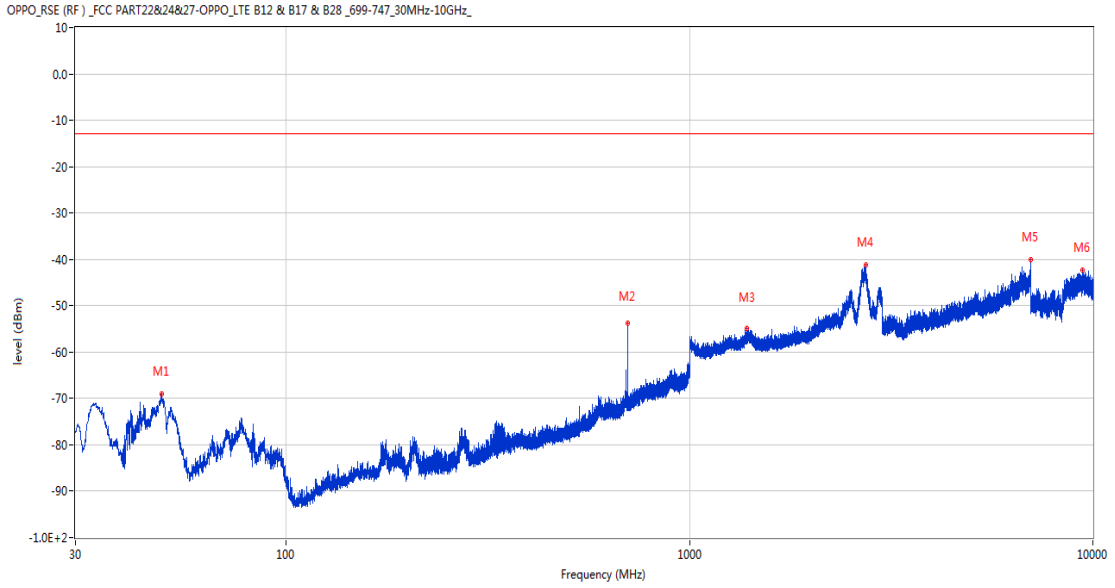
Frequency (MHz)	Result (dBm)	Factor (dB)	PK Limit (dBm)	Over Limit (dB)	Table (o)	ANT	EUT	Verdict
32.377	-69.29	-16.64	-13.0	-56.29	171.00	Horizontal	Horizontal	Pass
703.083	-56.78	1.02	-13.0	-43.78	110.00	Horizontal	Horizontal	N/A
1387.400	-54.19	-2.11	-13.0	-41.19	121.00	Horizontal	Horizontal	Pass
2736.300	-41.29	13.19	-13.0	-28.29	58.00	Horizontal	Horizontal	Pass
6980.800	-42.18	13.79	-13.0	-29.18	0.00	Horizontal	Horizontal	Pass
9314.650	-42.07	15.65	-13.0	-29.07	260.00	Horizontal	Horizontal	Pass

RSE-H&V LTE Band 12 BW10 CH23095



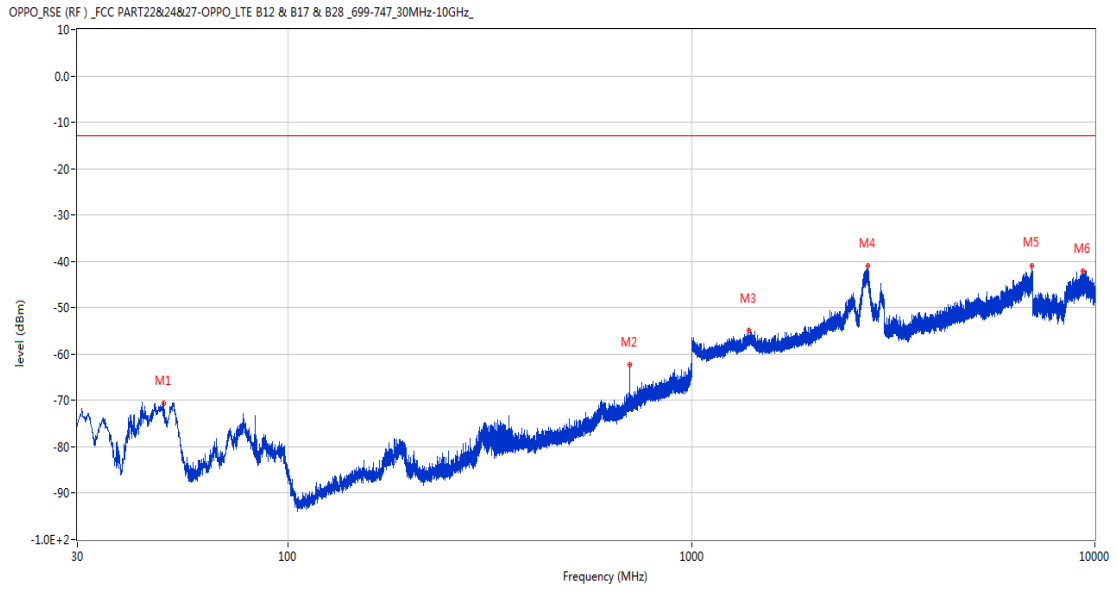
Frequency (MHz)	Result (dBm)	Factor (dB)	PK Limit (dBm)	Over Limit (dB)	Table (o)	ANT	EUT	Verdict
31.940	-70.41	-16.80	-13.0	-57.41	159.00	Horizontal	Vertical	Pass
703.131	-63.43	1.02	-13.0	-50.43	218.00	Horizontal	Vertical	N/A
1242.300	-54.99	-3.34	-13.0	-41.99	279.00	Horizontal	Vertical	Pass
2674.900	-41.71	11.44	-13.0	-28.71	46.00	Horizontal	Vertical	Pass
6676.800	-41.52	11.73	-13.0	-28.52	124.00	Horizontal	Vertical	Pass
9437.050	-42.34	16.41	-13.0	-29.34	44.00	Horizontal	Vertical	Pass

RSE-V&V LTE Band 12 BW10 CH23095



Frequency (MHz)	Result (dBm)	Factor (dB)	PK Limit (dBm)	Over Limit (dB)	Table (o)	ANT	EUT	Verdict
49.060	-69.11	-15.94	-13.0	-56.11	296.00	Vertical	Vertical	Pass
703.083	-53.83	1.02	-13.0	-40.83	163.00	Vertical	Vertical	N/A
1385.600	-54.95	-2.13	-13.0	-41.95	321.00	Vertical	Vertical	Pass
2733.400	-41.29	13.65	-13.0	-28.29	120.00	Vertical	Vertical	Pass
6999.600	-40.10	13.65	-13.0	-27.10	360.00	Vertical	Vertical	Pass
9446.500	-42.39	16.64	-13.0	-29.39	17.00	Vertical	Vertical	Pass

RSE-V&H LTE Band 12 BW10 CH23095



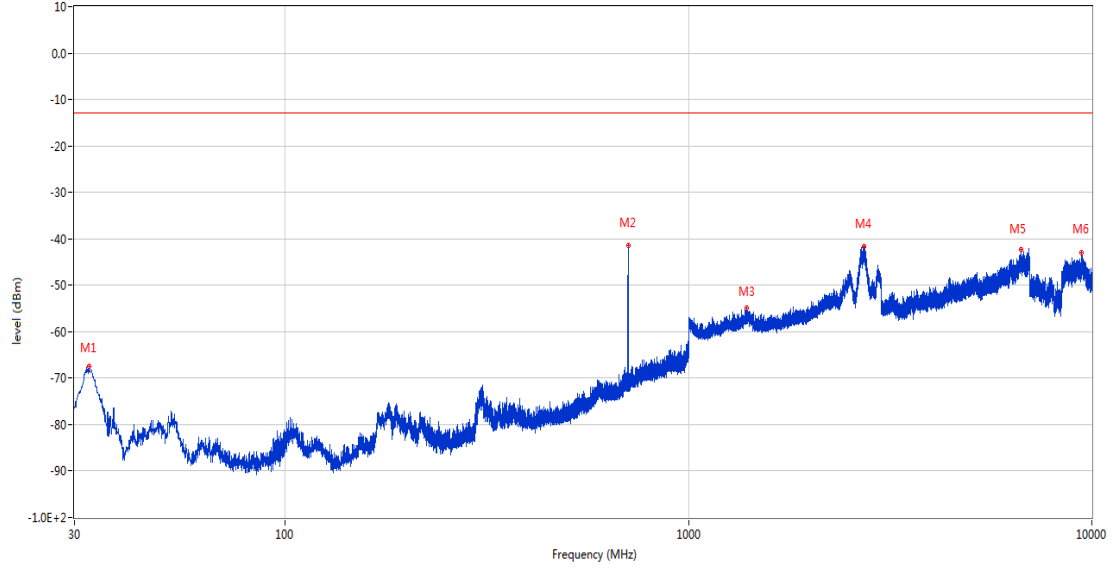
Frequency (MHz)	Result (dBm)	Factor (dB)	PK Limit (dBm)	Over Limit (dB)	Table (o)	ANT	EUT	Verdict
49.012	-70.58	-15.96	-13.0	-57.58	244.00	Vertical	Horizontal	Pass
703.131	-62.28	1.02	-13.0	-49.28	52.00	Vertical	Horizontal	N/A
1386.400	-54.90	-2.13	-13.0	-41.90	149.00	Vertical	Horizontal	Pass
2736.100	-40.95	13.24	-13.0	-27.95	226.00	Vertical	Horizontal	Pass
6980.400	-40.95	13.80	-13.0	-27.95	0.00	Vertical	Horizontal	Pass
9324.100	-42.05	15.58	-13.0	-29.05	150.00	Vertical	Horizontal	Pass

13 LTE Band 17

13.1 LTE Band 17 BW5, Middle Channel

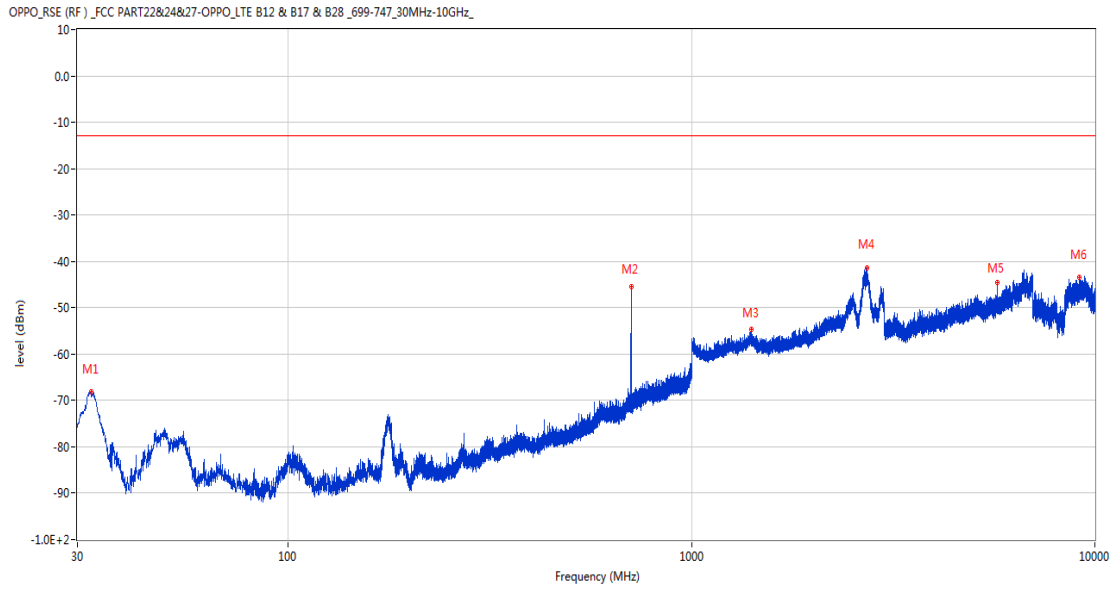
RSE-H&H LTE Band 17 BW5 CH23790

OPPO_RSE (RF) _ FCC PART22&24&27-OPPO_LTE B12 & B17 & B28 _699-747_30MHz-10GHz_



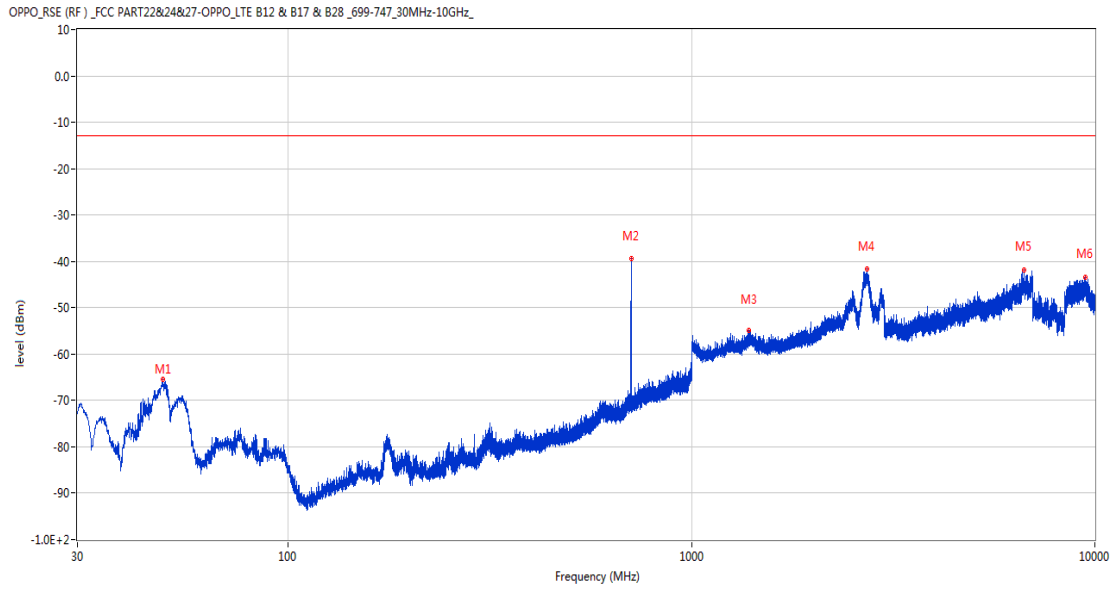
Frequency (MHz)	Result (dBm)	Factor (dB)	PK Limit (dBm)	Over Limit (dB)	Table (o)	ANT	EUT	Verdict
32.619	-67.56	-16.62	-13.0	-54.56	117.00	Horizontal	Horizontal	Pass
707.836	-41.30	1.17	-13.0	-28.30	99.00	Horizontal	Horizontal	N/A
1390.600	-54.97	-2.05	-13.0	-41.97	154.00	Horizontal	Horizontal	Pass
2718.600	-41.68	13.30	-13.0	-28.68	190.00	Horizontal	Horizontal	Pass
6684.200	-42.37	11.96	-13.0	-29.37	78.00	Horizontal	Horizontal	Pass
9446.651	-42.94	16.65	-13.0	-29.94	307.00	Horizontal	Horizontal	Pass

RSE-H&V LTE Band 17 BW5 CH23790



Frequency (MHz)	Result (dBm)	Factor (dB)	PK Limit (dBm)	Over Limit (dB)	Table (o)	ANT	EUT	Verdict
32.425	-68.20	-16.64	-13.0	-55.20	148.00	Horizontal	Vertical	Pass
707.787	-45.45	1.17	-13.0	-32.45	167.00	Horizontal	Vertical	N/A
1408.600	-54.67	-2.07	-13.0	-41.67	212.00	Horizontal	Vertical	Pass
2723.000	-41.36	13.78	-13.0	-28.36	63.00	Horizontal	Vertical	Pass
5737.600	-44.61	7.54	-13.0	-31.61	355.00	Horizontal	Vertical	Pass
9168.700	-43.51	14.79	-13.0	-30.51	314.00	Horizontal	Vertical	Pass

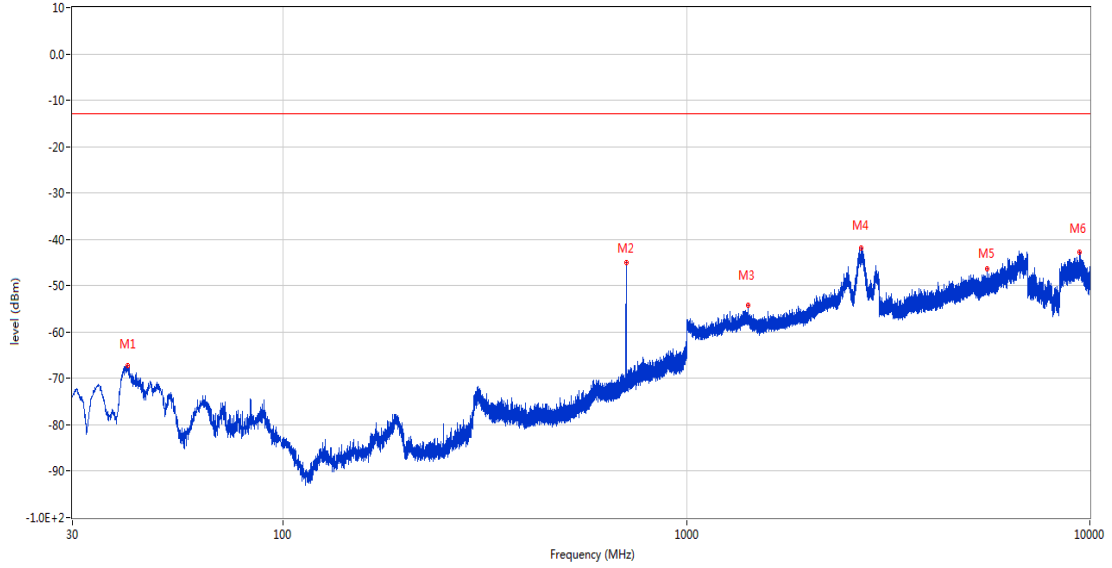
RSE-V&V LTE Band 17 BW5 CH23790



Frequency (MHz)	Result (dBm)	Factor (dB)	PK Limit (dBm)	Over Limit (dB)	Table (o)	ANT	EUT	Verdict
48.915	-65.50	-16.01	-13.0	-52.50	307.00	Vertical	Vertical	Pass
707.836	-39.32	1.17	-13.0	-26.32	145.00	Vertical	Vertical	N/A
1384.100	-54.93	-2.12	-13.0	-41.93	77.00	Vertical	Vertical	Pass
2721.000	-41.58	13.63	-13.0	-28.58	155.00	Vertical	Vertical	Pass
6681.000	-41.79	11.79	-13.0	-28.79	170.00	Vertical	Vertical	Pass
9454.300	-43.47	16.65	-13.0	-30.47	363.00	Vertical	Vertical	Pass

RSE-V&H LTE Band 17 BW5 CH23790

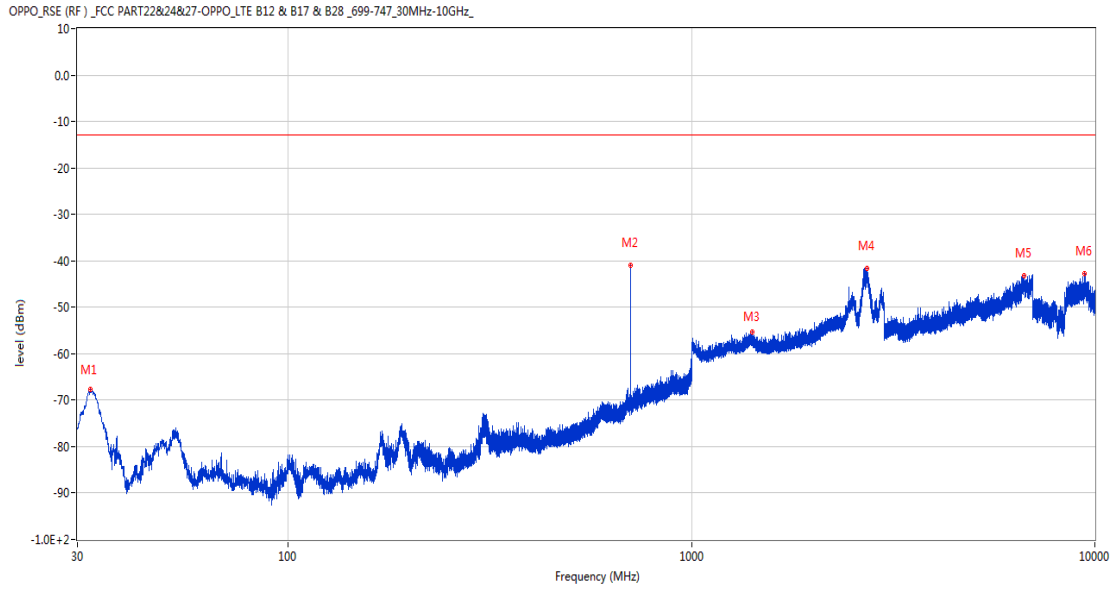
OPPO_RSE (RF) _FCC PART22&24&27-OPPO_LTE B12 & B17 & B28 _699-747_30MHz-10GHz_



Frequency (MHz)	Result (dBm)	Factor (dB)	PK Limit (dBm)	Over Limit (dB)	Table (o)	ANT	EUT	Verdict
41.203	-67.21	-17.44	-13.0	-54.21	106.00	Vertical	Horizontal	Pass
707.787	-45.11	1.17	-13.0	-32.11	25.00	Vertical	Horizontal	N/A
1418.600	-54.30	-2.27	-13.0	-41.30	42.00	Vertical	Horizontal	Pass
2703.700	-41.88	11.29	-13.0	-28.88	2.00	Vertical	Horizontal	Pass
5563.400	-46.42	7.52	-13.0	-33.42	325.00	Vertical	Horizontal	Pass
9436.599	-42.72	16.40	-13.0	-29.72	326.00	Vertical	Horizontal	Pass

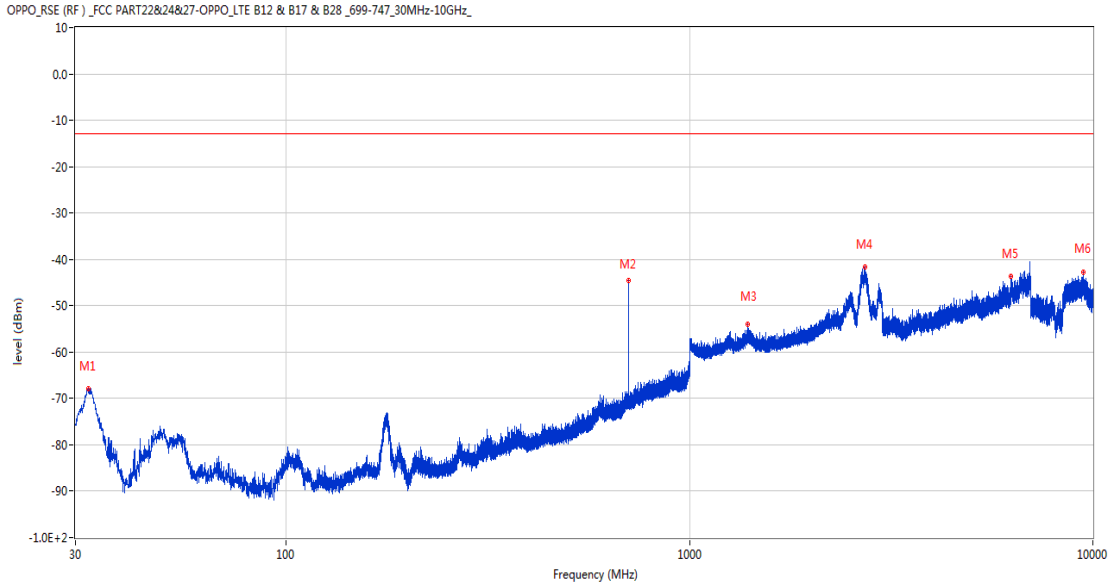
13.2 LTE Band 17 BW10, Middle Channel

RSE-H&H LTE Band 17 BW10 CH23790



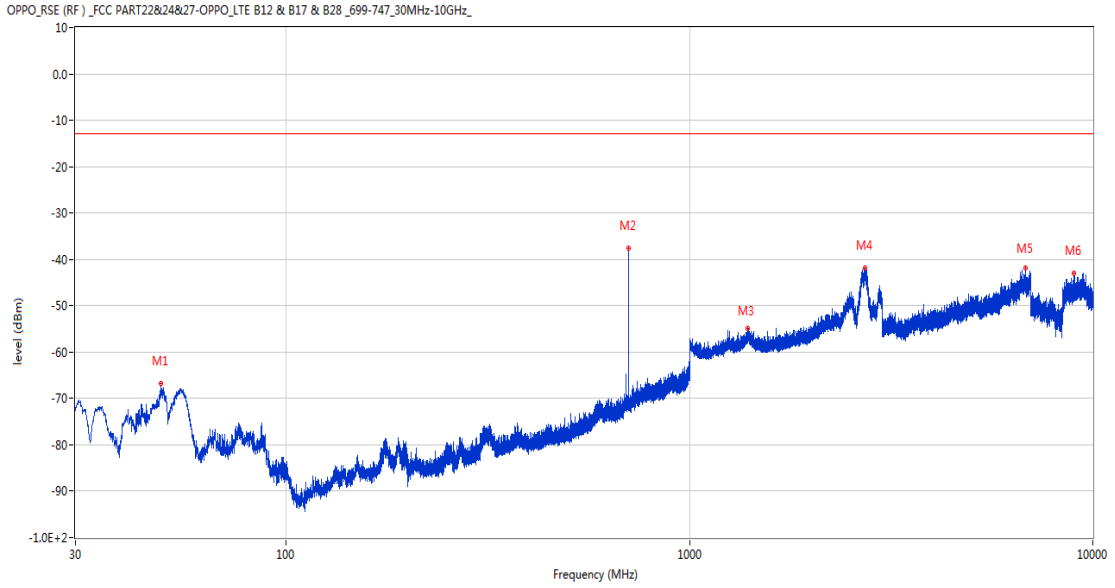
Frequency (MHz)	Result (dBm)	Factor (dB)	PK Limit (dBm)	Over Limit (dB)	Table (o)	ANT	EUT	Verdict
32.377	-67.58	-16.64	-13.0	-54.58	198.00	Horizontal	Horizontal	Pass
705.557	-41.05	1.10	-13.0	-28.05	149.00	Horizontal	Horizontal	N/A
1413.800	-55.30	-2.29	-13.0	-42.30	80.00	Horizontal	Horizontal	Pass
2718.300	-41.72	13.25	-13.0	-28.72	140.00	Horizontal	Horizontal	Pass
6679.400	-43.13	11.77	-13.0	-30.13	360.00	Horizontal	Horizontal	Pass
9434.350	-42.78	16.35	-13.0	-29.78	137.00	Horizontal	Horizontal	Pass

RSE-H&V LTE Band 17 BW10 CH23790



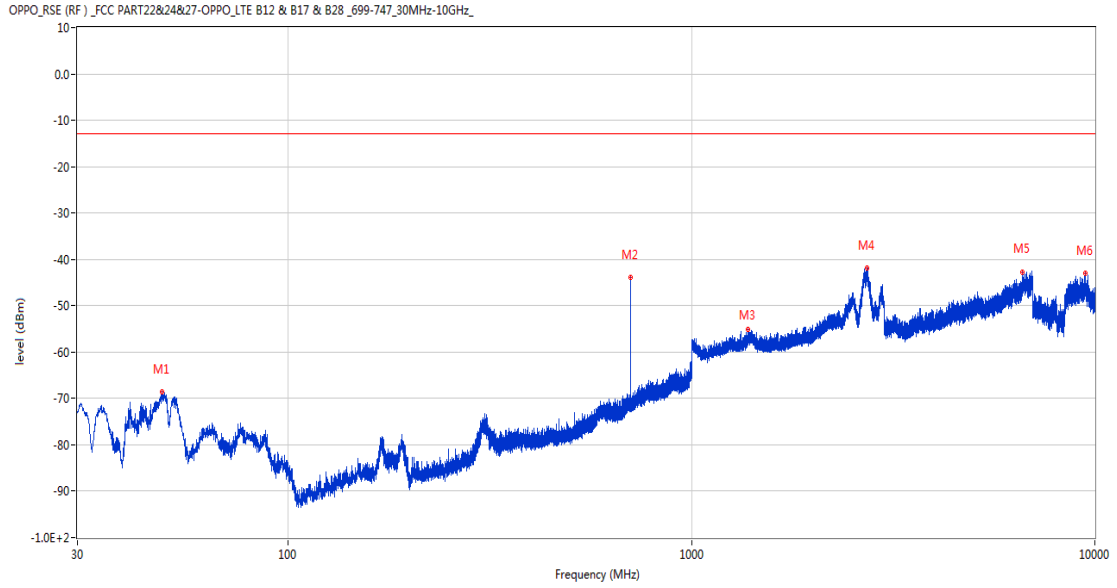
Frequency (MHz)	Result (dBm)	Factor (dB)	PK Limit (dBm)	Over Limit (dB)	Table (o)	ANT	EUT	Verdict
32.231	-67.87	-16.66	-13.0	-54.87	141.00	Horizontal	Vertical	Pass
705.605	-44.46	1.10	-13.0	-31.46	166.00	Horizontal	Vertical	N/A
1391.300	-53.87	-2.01	-13.0	-40.87	26.00	Horizontal	Vertical	Pass
2717.200	-41.73	12.95	-13.0	-28.73	358.00	Horizontal	Vertical	Pass
6272.600	-43.62	11.09	-13.0	-30.62	93.00	Horizontal	Vertical	Pass
9466.450	-42.85	16.38	-13.0	-29.85	331.00	Horizontal	Vertical	Pass

RSE-V&V LTE Band 17 BW10 CH23790



Frequency (MHz)	Result (dBm)	Factor (dB)	PK Limit (dBm)	Over Limit (dB)	Table (o)	ANT	EUT	Verdict
48.867	-66.85	-16.04	-13.0	-53.85	287.00	Vertical	Vertical	Pass
705.605	-37.57	1.10	-13.0	-24.57	151.00	Vertical	Vertical	Pass
1392.600	-54.96	-1.97	-13.0	-41.96	61.00	Vertical	Vertical	Pass
2718.000	-41.89	13.19	-13.0	-28.89	215.00	Vertical	Vertical	Pass
6796.000	-41.95	12.21	-13.0	-28.95	232.00	Vertical	Vertical	Pass
8957.200	-42.91	15.07	-13.0	-29.91	198.00	Vertical	Vertical	Pass

RSE-V&H LTE Band 17 BW10 CH23790

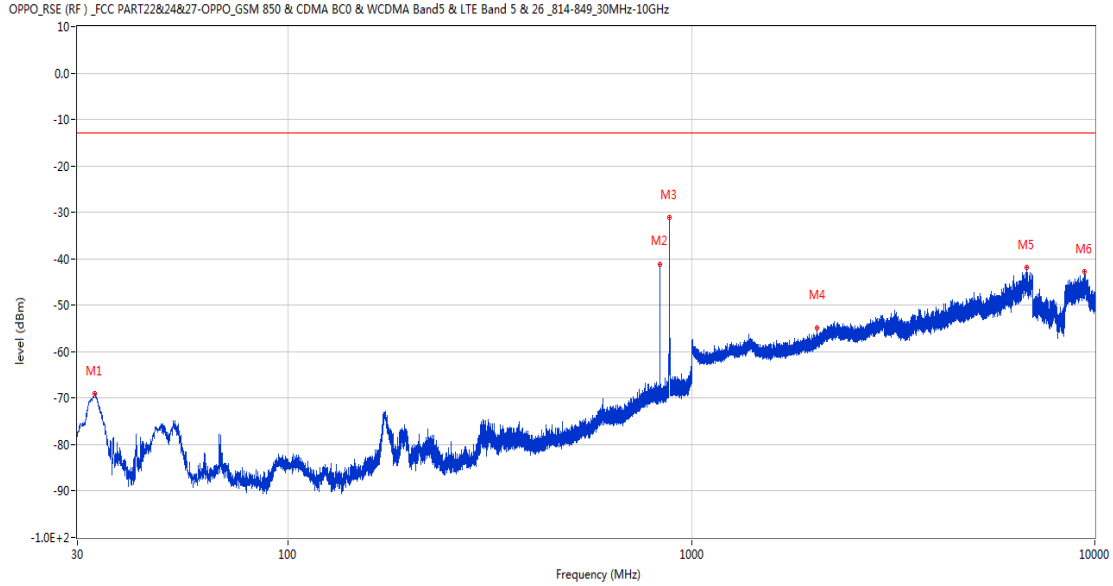


Frequency (MHz)	Result (dBm)	Factor (dB)	PK Limit (dBm)	Over Limit (dB)	Table (o)	ANT	EUT	Verdict
48.575	-68.64	-16.21	-13.0	-55.64	284.00	Vertical	Horizontal	Pass
705.557	-43.88	1.10	-13.0	-30.88	34.00	Vertical	Horizontal	N/A
1380.600	-55.03	-2.24	-13.0	-42.03	244.00	Vertical	Horizontal	Pass
2729.500	-41.76	13.82	-13.0	-28.76	189.00	Vertical	Horizontal	Pass
6602.200	-42.68	11.86	-13.0	-29.68	291.00	Vertical	Horizontal	Pass
9457.750	-43.07	16.58	-13.0	-30.07	205.00	Vertical	Horizontal	Pass

14 LTE Band 26 (Part22)

14.1 LTE Band 26 (Part22) BW1.4, Middle Channel

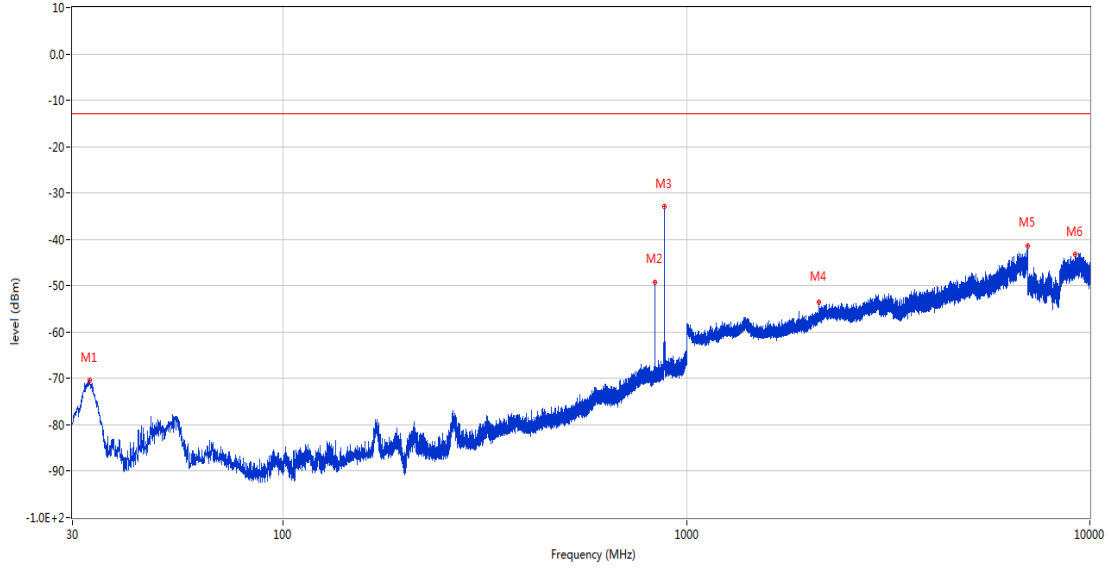
RSE-H&H LTE Band 26 (Part22) BW1.4 CH26915



Frequency (MHz)	Result (dBm)	Factor (dB)	PK Limit (dBm)	Over Limit (dB)	Table (o)	ANT	EUT	Verdict
33.104	-69.02	-16.95	-13.0	-56.02	178.00	Horizontal	Horizontal	Pass
836.070	-41.09	2.58	-13.0	-28.09	64.00	Horizontal	Horizontal	N/A
881.223	-31.08	2.76	-13.0	-18.08	286.00	Horizontal	Horizontal	N/A
2048.000	-54.92	-3.32	-13.0	-41.92	350.00	Horizontal	Horizontal	Pass
6784.000	-41.91	12.15	-13.0	-28.91	71.00	Horizontal	Horizontal	Pass
9436.900	-42.68	16.41	-13.0	-29.68	338.00	Horizontal	Horizontal	Pass

RSE-H&V LTE Band 26 (Part22) BW1.4 CH26915

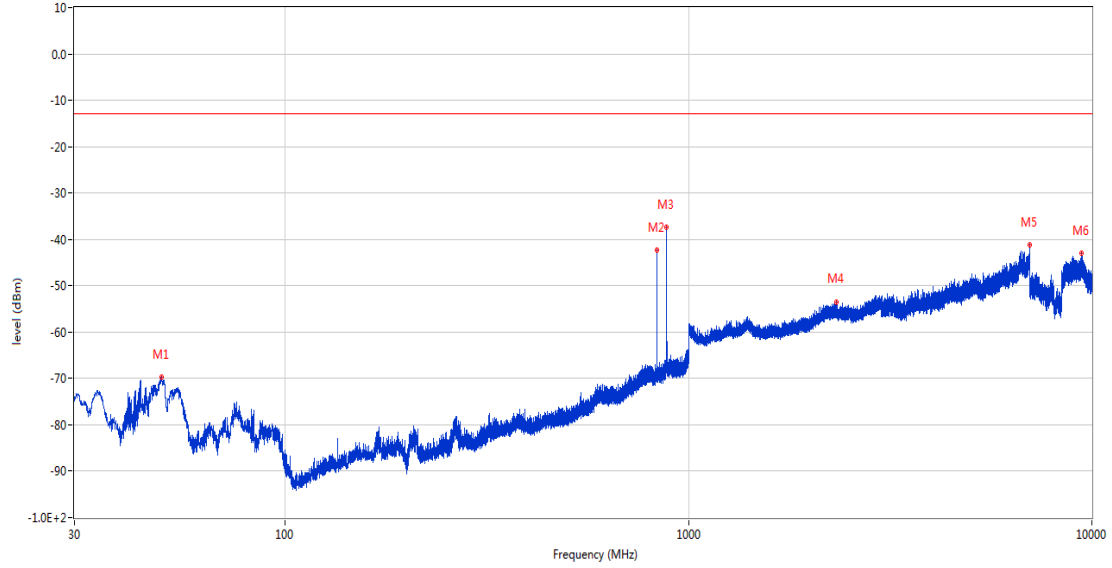
OPPO_RSE (RF) _FCC PART22&24&27-OPPO_GSM 850 & CDMA BC0 & WCDMA Band5 & LTE Band 5 & 26_814-849_30MHz-10GHz



Frequency (MHz)	Result (dBm)	Factor (dB)	PK Limit (dBm)	Over Limit (dB)	Table (o)	ANT	EUT	Verdict
33.056	-70.42	-16.88	-13.0	-57.42	155.00	Horizontal	Vertical	Pass
836.119	-49.21	2.58	-13.0	-36.21	4.00	Horizontal	Vertical	N/A
881.030	-32.98	2.74	-13.0	-19.98	265.00	Horizontal	Vertical	N/A
2132.900	-53.43	-2.61	-13.0	-40.43	187.00	Horizontal	Vertical	Pass
6998.200	-41.31	13.63	-13.0	-28.31	210.00	Horizontal	Vertical	Pass
9206.200	-43.17	15.34	-13.0	-30.17	48.00	Horizontal	Vertical	Pass

RSE-V&V LTE Band 26 (Part22) BW1.4 CH26915

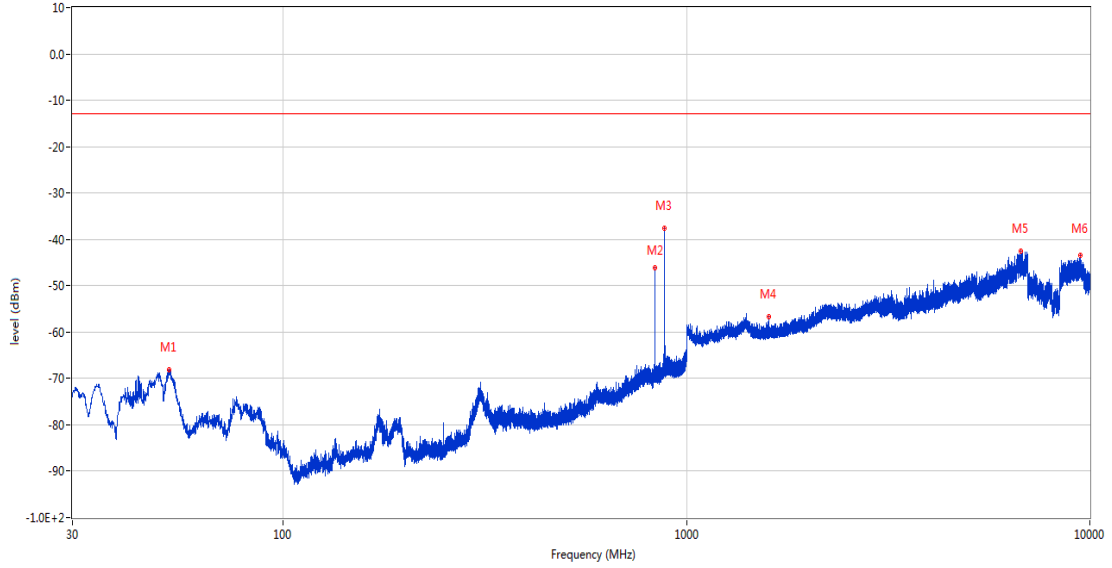
OPPO_RSE (RF) _FCC PART22&24&27-OPPO_GSM 850 & CDMA BC0 & WCDMA Band5 & LTE Band 5 & 26_814-849_30MHz-10GHz



Frequency (MHz)	Result (dBm)	Factor (dB)	PK Limit (dBm)	Over Limit (dB)	Table (o)	ANT	EUT	Verdict
49.303	-69.68	-16.02	-13.0	-56.68	266.00	Vertical	Vertical	Pass
836.119	-42.34	2.58	-13.0	-29.34	90.00	Vertical	Vertical	N/A
881.272	-37.30	2.77	-13.0	-24.30	0.00	Vertical	Vertical	N/A
2324.200	-53.55	-1.32	-13.0	-40.55	85.00	Vertical	Vertical	Pass
6998.000	-41.21	13.63	-13.0	-28.21	106.00	Vertical	Vertical	Pass
9433.750	-42.89	16.34	-13.0	-29.89	360.00	Vertical	Vertical	Pass

RSE-V&H LTE Band 26 (Part2) BW1.4 CH26915

OPPO_RSE (RF) _FCC PART22&24&27-OPPO_GSM 850 & CDMA BC0 & WCDMA Band5 & LTE Band 5 & 26_814-849_30MHz-10GHz



Frequency (MHz)	Result (dBm)	Factor (dB)	PK Limit (dBm)	Over Limit (dB)	Table (o)	ANT	EUT	Verdict
52.019	-68.12	-15.90	-13.0	-55.12	58.00	Vertical	Horizontal	Pass
836.070	-46.23	2.58	-13.0	-33.23	0.00	Vertical	Horizontal	N/A
881.563	-37.54	2.80	-13.0	-24.54	316.00	Vertical	Horizontal	N/A
1596.400	-56.78	-5.57	-13.0	-43.78	308.00	Vertical	Horizontal	Pass
6747.000	-42.61	11.81	-13.0	-29.61	15.00	Vertical	Horizontal	Pass
9467.201	-43.32	16.36	-13.0	-30.32	13.00	Vertical	Horizontal	Pass