

Appendix B. MEASUREMENT SCANS

1.1.1 GSM850 Head Right Cheek Mid

Medium: HSL900

Communication System: Generic GSM; Communication System Band: GSM 850 (824.0 - 849.0 MHz);
Frequency: 836.6 MHz; Duty Cycle: 1:8.3

Medium parameters used (interpolated): $f = 836.6$ MHz; $\sigma = 0.89$ mho/m; $\epsilon_r = 41.478$; $\rho = 1000$ kg/m³

Phantom section: Right Section

Measurement Standard: DASY5 (IEEE/IEC/ANSI C63.19-2007)

DASY5 Configuration: Probe: EX3DV4 - SN3881; ConvF(9.43, 9.43, 9.43); Calibrated: 2020.06.16.;

Electronics: DAE4 Sn876; Calibrated: 2020.03.03.

GSM 850_Right Cheek/Mid 2/Area Scan (61x61x1): Interpolated grid: $dx=1.500$ mm, $dy=1.500$ mm

Reference Value = 4.324 V/m; Power Drift = 0.18 dB

Fast SAR: SAR(1 g) = 0.182 mW/g; SAR(10 g) = 0.125 mW/g

Maximum value of SAR (interpolated) = 0.193 W/kg

GSM 850_Right Cheek/Mid 2/Zoom Scan (5x5x7)/Cube 0: Measurement grid:

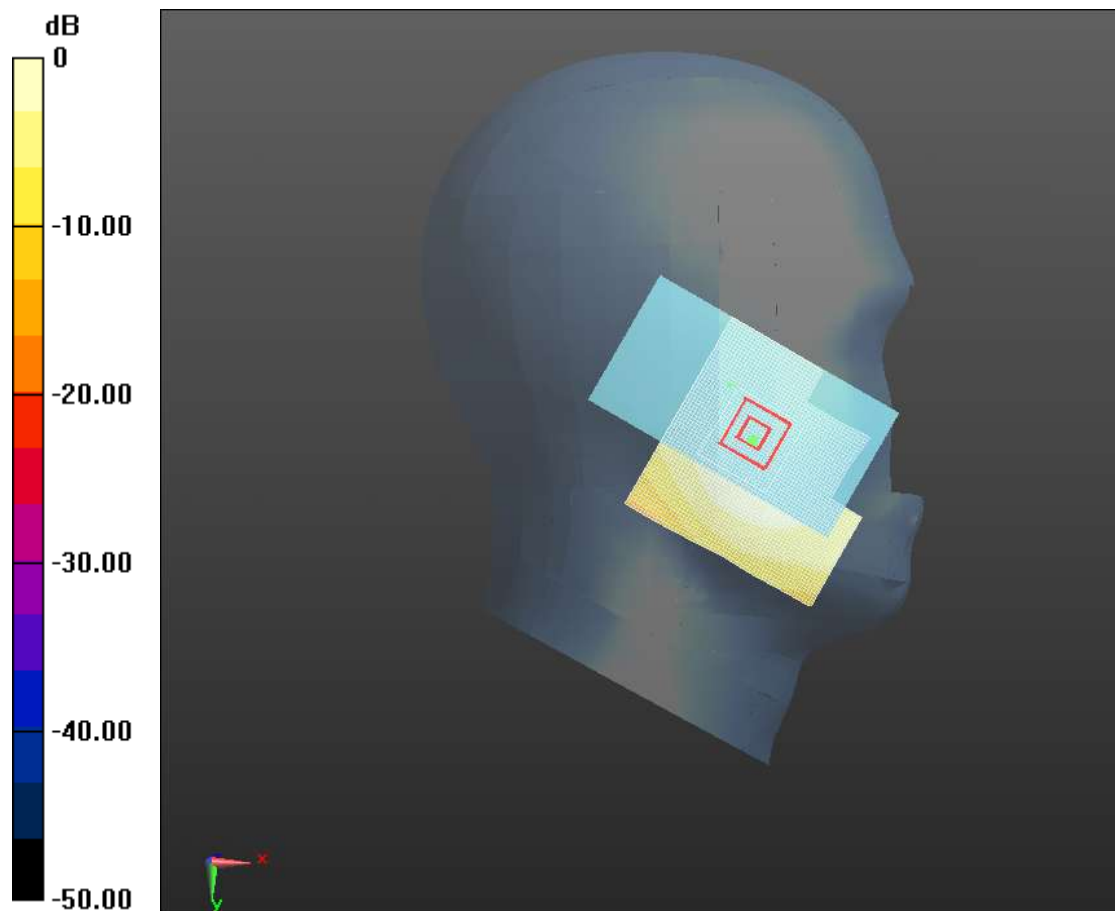
$dx=8$ mm, $dy=8$ mm, $dz=5$ mm

Reference Value = 4.324 V/m; Power Drift = 0.18 dB

Peak SAR (extrapolated) = 0.230 mW/g

SAR(1 g) = 0.182 mW/g; SAR(10 g) = 0.136 mW/g

Maximum value of SAR (measured) = 0.192 W/kg



0 dB = 0.193 W/kg = -14.29 dB W/kg

1.1.2 GSM850 Body Back Side Mid 10mm

Medium: HSL900

Communication System: GPRS FDD(TDMA,GSMK); Communication System Band: GSM 850 (824.0 - 849.0 MHz); Frequency: 836.6 MHz;Duty Cycle: 1:4.1

Medium parameters used (interpolated): $f = 836.6$ MHz; $\sigma = 0.89$ mho/m; $\epsilon_r = 41.478$; $\rho = 1000$ kg/m³
Phantom section: Flat Section

Measurement Standard: DASY5 (IEEE/IEC/ANSI C63.19-2007)

DASY5 Configuration:Probe: EX3DV4 - SN3881; ConvF(9.43, 9.43, 9.43); Calibrated: 2020.06.16.;

Electronics: DAE4 Sn876; Calibrated: 2020.03.03.

GPRS 850_Facedown/Mid -10mm 2/Area Scan (61x61x1): Interpolated grid:

$dx=1.500$ mm, $dy=1.500$ mm

Reference Value = 10.075 V/m; Power Drift = -0.00 dB

Fast SAR: SAR(1 g) = 0.291 mW/g; SAR(10 g) = 0.181 mW/g

Maximum value of SAR (interpolated) = 0.324 W/kg

GPRS 850_Facedown/Mid -10mm 2/Zoom Scan (5x5x7)/Cube 0:

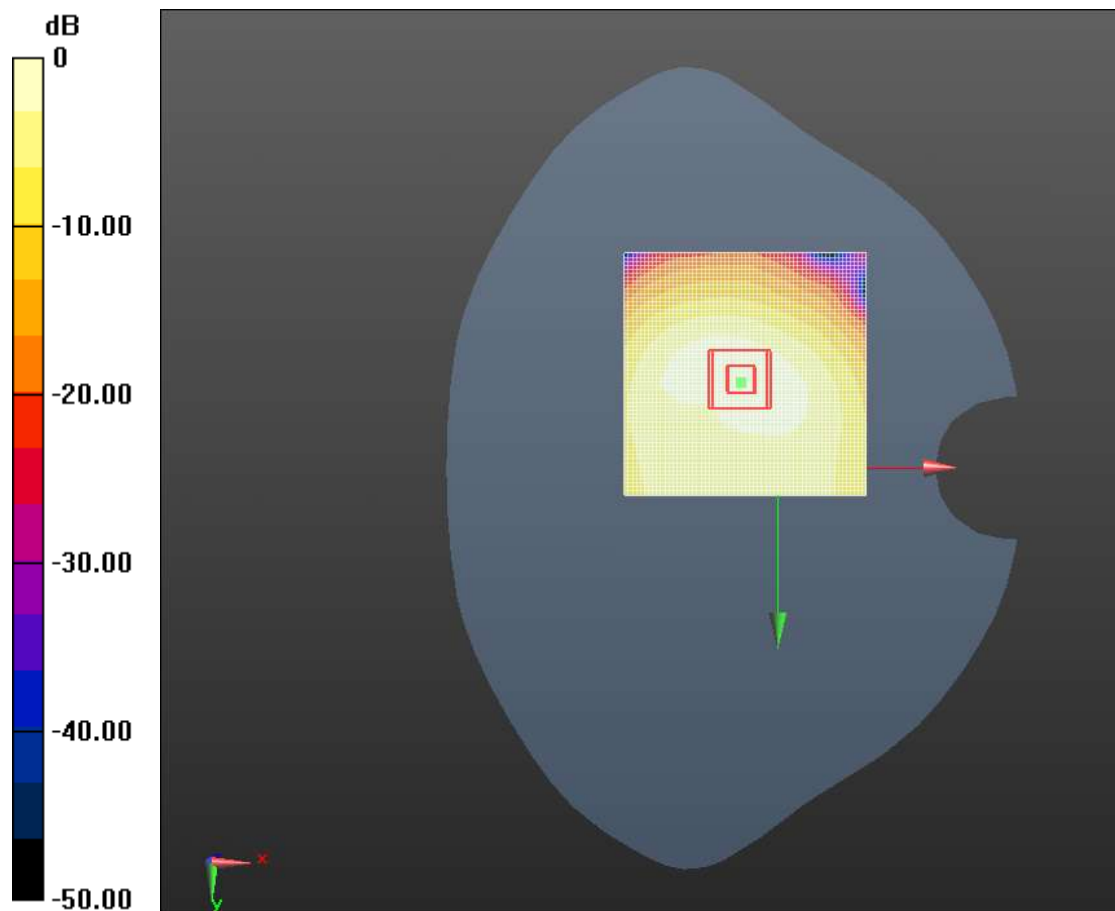
Measurement grid: $dx=8$ mm, $dy=8$ mm, $dz=5$ mm

Reference Value = 10.075 V/m; Power Drift = -0.00 dB

Peak SAR (extrapolated) = 0.500 mW/g

SAR(1 g) = 0.292 mW/g; SAR(10 g) = 0.168 mW/g

Maximum value of SAR (measured) = 0.320 W/kg



$$0 \text{ dB} = 0.324 \text{ W/kg} = -9.78 \text{ dB W/kg}$$

1.1.3 GSM850 Body Back Side Mid 0mm

Medium: HSL900

Communication System: GPRS FDD(TDMA,GSMK); Communication System Band: GSM 850 (824.0 - 849.0 MHz); Frequency: 836.6 MHz;Duty Cycle: 1:4.1

Medium parameters used (interpolated): $f = 836.6$ MHz; $\sigma = 0.89$ mho/m; $\epsilon_r = 41.478$; $\rho = 1000$ kg/m³

Phantom section: Flat Section

Measurement Standard: DASY5 (IEEE/IEC/ANSI C63.19-2007)

DASY5 Configuration:Probe: EX3DV4 - SN3881; ConvF(9.43, 9.43, 9.43); Calibrated: 2020.06.16.;

Electronics: DAE4 Sn876; Calibrated: 2020.03.03.

GPRS 850_Facedown/Mid -0mm 2 2/Area Scan (61x61x1): Interpolated grid:

$dx=1.500$ mm, $dy=1.500$ mm

Reference Value = 20.186 V/m; Power Drift = -0.05 dB

Fast SAR: SAR(1 g) = 1.74 mW/g; SAR(10 g) = 0.979 mW/g

Maximum value of SAR (interpolated) = 2.07 W/kg

GPRS 850_Facedown/Mid -0mm 2 2/Zoom Scan (5x5x7)/Cube 0:

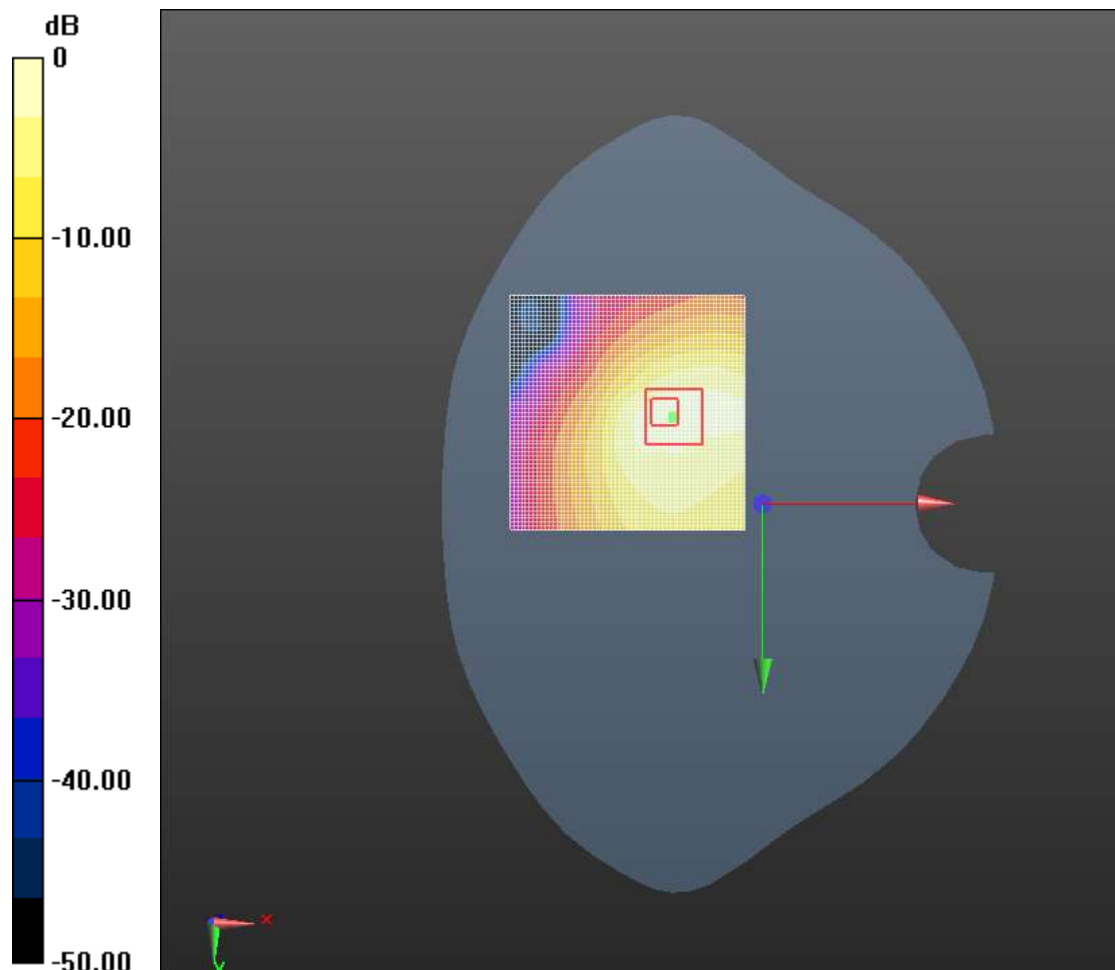
Measurement grid: $dx=8$ mm, $dy=8$ mm, $dz=5$ mm

Reference Value = 20.186 V/m; Power Drift = -0.05 dB

Peak SAR (extrapolated) = 4.599 mW/g

SAR(1 g) = 1.68 mW/g; SAR(10 g) = 0.801 mW/g

Maximum value of SAR (measured) = 1.84 W/kg



0 dB = 2.07 W/kg = 6.32 dB W/kg

1.1.4 GSM850 Body Back Side Mid 15mm

Medium: HSL900

Communication System: GPRS FDD(TDMA,GSMK); Communication System Band: GSM 850 (824.0 - 849.0 MHz); Frequency: 836.6 MHz;Duty Cycle: 1:8.3

Medium parameters used (interpolated): $f = 836.6$ MHz; $\sigma = 0.89$ mho/m; $\epsilon_r = 41.478$; $\rho = 1000$ kg/m³

Phantom section: Flat Section

Measurement Standard: DASYS (IEEE/IEC/ANSI C63.19-2007)

DASY5 Configuration:Probe: EX3DV4 - SN3881; ConvF(9.43, 9.43, 9.43); Calibrated: 2020.06.16.;

Electronics: DAE4 Sn876; Calibrated: 2020.03.03.

GSM 850_Facedown/Mid -15mm/Area Scan (61x61x1): Interpolated grid:

$dx=1.500$ mm, $dy=1.500$ mm

Reference Value = 6.874 V/m; Power Drift = 0.07 dB

Fast SAR: SAR(1 g) = 0.130 mW/g; SAR(10 g) = 0.083 mW/g

Maximum value of SAR (interpolated) = 0.144 W/kg

GSM 850_Facedown/Mid -15mm/Zoom Scan (5x5x7)/Cube 0: Measurement

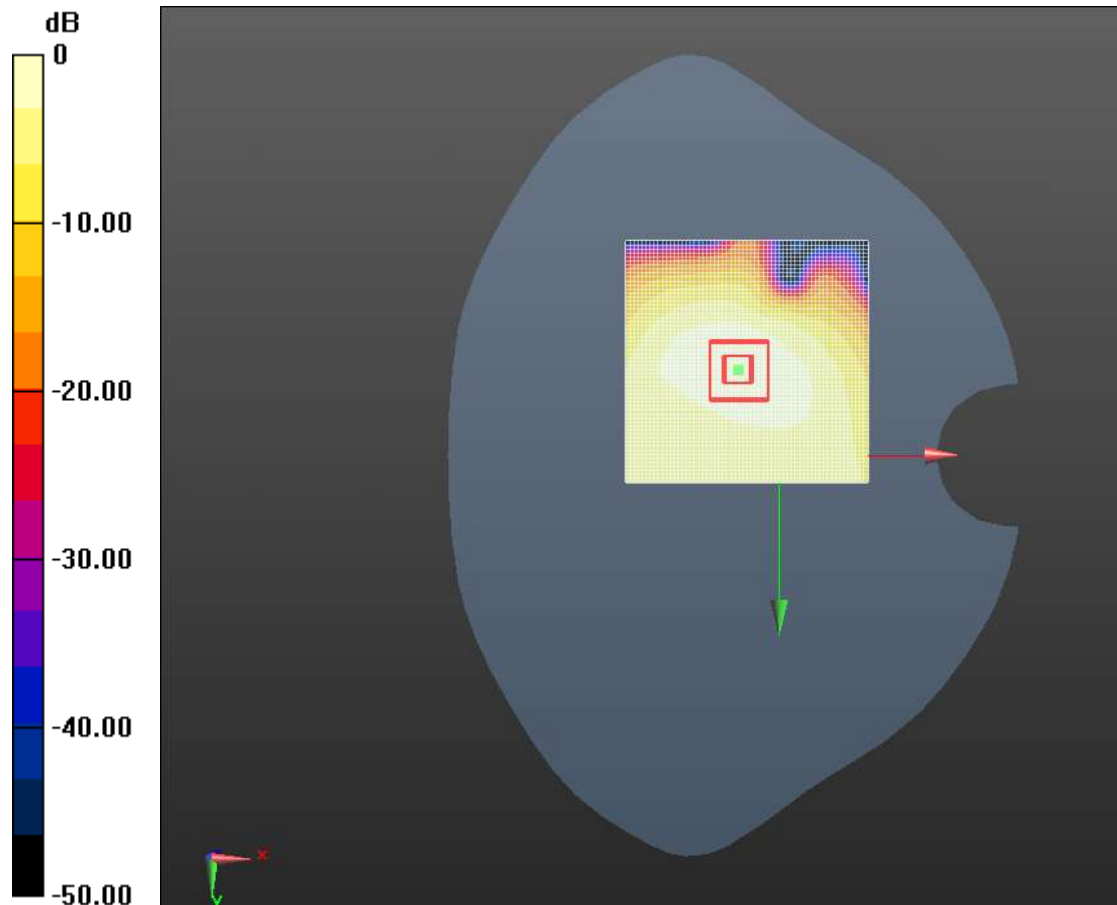
grid: $dx=8$ mm, $dy=8$ mm, $dz=5$ mm

Reference Value = 6.874 V/m; Power Drift = 0.07 dB

Peak SAR (extrapolated) = 0.218 mW/g

SAR(1 g) = 0.132 mW/g; SAR(10 g) = 0.078 mW/g

Maximum value of SAR (measured) = 0.144 W/kg



0 dB = 0.144 W/kg = -16.84 dB W/kg

1.1.5 GSM1900 Head Right Cheek Mid

Medium: HSL1900

Communication System: Generic GSM; Communication System Band: PCS 1900 (1850.0 - 1910.0 MHz); Frequency: 1880 MHz; Duty Cycle: 1:8.3

Medium parameters used: $f = 1880$ MHz; $\sigma = 1.45$ mho/m; $\epsilon_r = 39.74$; $\rho = 1000$ kg/m³

Phantom section: Right Section

Measurement Standard: DASY5 (IEEE/IEC/ANSI C63.19-2007)

DASY5 Configuration: Probe: EX3DV4 - SN3881; ConvF(7.92, 7.92, 7.92); Calibrated: 2020.06.16.;

Electronics: DAE4 Sn876; Calibrated: 2020.03.03.

1900_Right GSM Head/1900 GSM Cheek-Mid down 2/Area Scan

(61x61x1): Interpolated grid: dx=1.500 mm, dy=1.500 mm

Reference Value = 3.343 V/m; Power Drift = -0.20 dB

Fast SAR: SAR(1 g) = 0.103 mW/g; SAR(10 g) = 0.058 mW/g.

Maximum value of SAR (interpolated) = 0.123 W/kg

1900_Right GSM Head/1900 GSM Cheek-Mid down 2/Zoom Scan

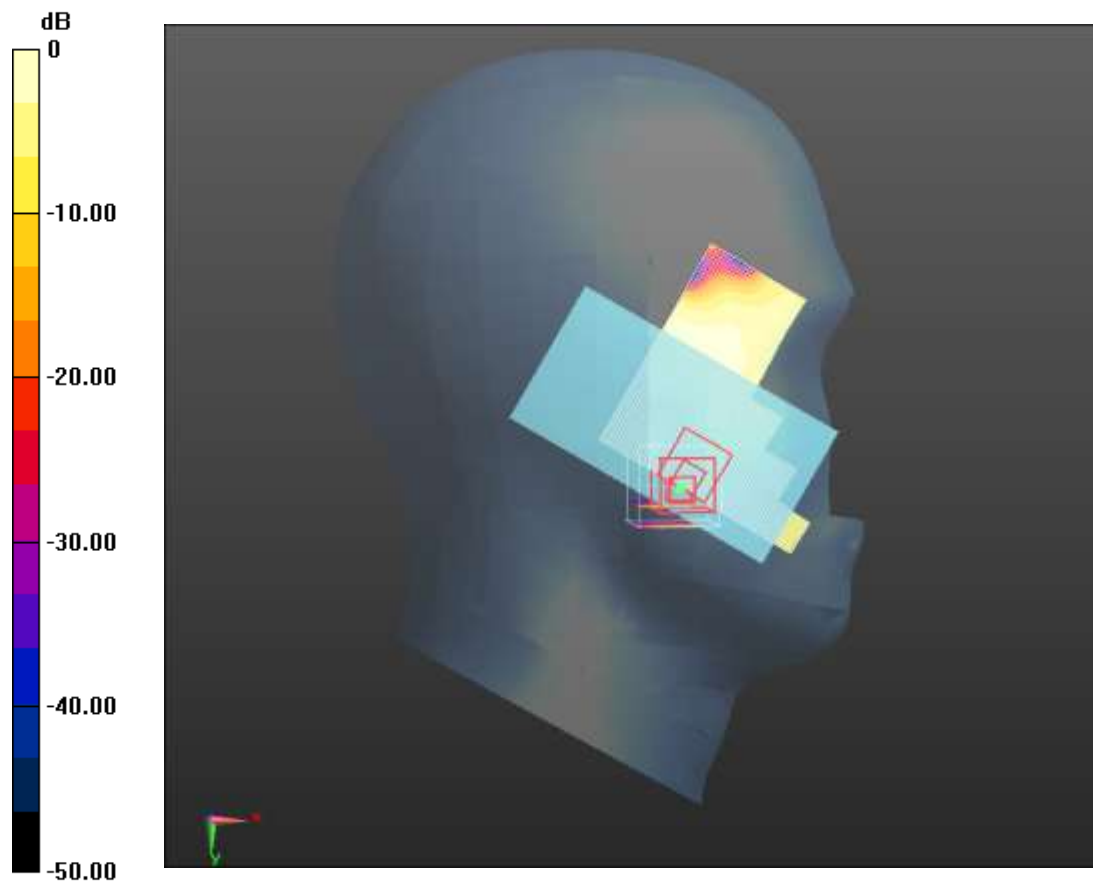
(5x5x7)/Cube 0: Measurement grid: dx=8mm, dy=8mm, dz=5mm

Reference Value = 3.343 V/m; Power Drift = -0.20 dB

Peak SAR (extrapolated) = 0.164 mW/g

SAR(1 g) = 0.111 mW/g; SAR(10 g) = 0.070 mW/g

Maximum value of SAR (measured) = 0.119 W/kg



$$0 \text{ dB} = 0.123 \text{ W/kg} = -18.22 \text{ dB W/kg}$$

1.1.6 GSM1900 Body Back Side Mid 10mm

Medium: HSL1900

Communication System: GPRS FDD(TDMA,GSMK); Communication System Band: PCS 1900 (1850.0 - 1910.0 MHz); Frequency: 1850.2 MHz;Duty Cycle: 1:4.1

Medium parameters used: $f = 1850.2$ MHz; $\sigma = 1.42$ mho/m; $\epsilon_r = 39.87$; $\rho = 1000$ kg/m³

Phantom section: Flat Section

Measurement Standard: DASY5 (IEEE/IEC/ANSI C63.19-2007)

DASY5 Configuration:Probe: EX3DV4 - SN3881; ConvF(7.92, 7.92, 7.92); Calibrated: 2020.06.16.;

Electronics: DAE4 Sn876; Calibrated: 2020.03.03.

1900_GPRS/GPRS1900 Facedown-Mid -10mm/Area Scan (61x61x1):

Interpolated grid: dx=1.500 mm, dy=1.500 mm

Reference Value = 6.169 V/m; Power Drift = 0.05 dB

Fast SAR: SAR(1 g) = 0.135 mW/g; SAR(10 g) = 0.080 mW/g

Maximum value of SAR (interpolated) = 0.155 W/kg

1900_GPRS/GPRS1900 Facedown-Mid -10mm/Zoom Scan

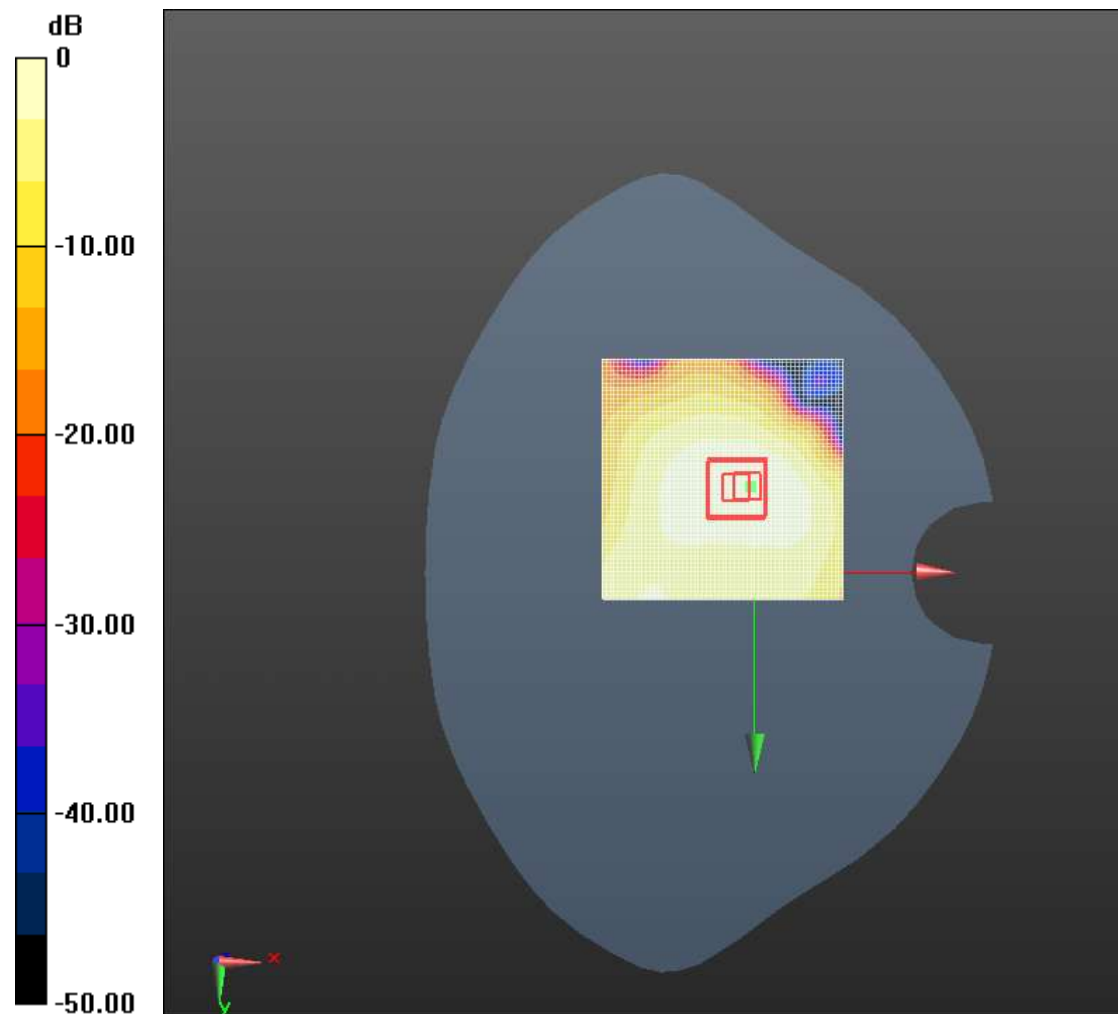
(5x5x7)/Cube 0: Measurement grid: dx=8mm, dy=8mm, dz=5mm

Reference Value = 6.169 V/m; Power Drift = 0.05 dB

Peak SAR (extrapolated) = 0.206 mW/g

SAR(1 g) = 0.131 mW/g; SAR(10 g) = 0.080 mW/g

Maximum value of SAR (measured) = 0.143 W/kg



0 dB = 0.155 W/kg = -16.18 dB W/kg

1.1.7 GSM1900 Body Back Side Mid 15mm

Medium: HSL1900

Communication System: GPRS FDD(TDMA,GSMK); Communication System Band: PCS 1900 (1850.0 - 1910.0 MHz); Frequency: 1850.2 MHz;Duty Cycle: 1:8.3

Medium parameters used: $f = 1850.2$ MHz; $\sigma = 1.42$ mho/m; $\epsilon_r = 39.87$; $\rho = 1000$ kg/m³

Phantom section: Flat Section

Measurement Standard: DASYS (IEEE/IEC/ANSI C63.19-2007)

DASY5 Configuration:Probe: EX3DV4 - SN3881; ConvF(7.92, 7.92, 7.92); Calibrated: 2020.06.16.;

Electronics: DAE4 Sn876; Calibrated: 2020.03.03.

1900_ GSM / GSM 1900 Facedown-Mid -15mm 2/Area Scan (61x61x1):

Interpolated grid: dx=1.500 mm, dy=1.500 mm

Reference Value = 5.720 V/m; Power Drift = 0.20 dB

Fast SAR: SAR(1 g) = 0.133 mW/g; SAR(10 g) = 0.075 mW/g

Maximum value of SAR (interpolated) = 0.157 W/kg

1900_ GSM / GSM 1900 Facedown-Mid -15mm 2/Zoom Scan

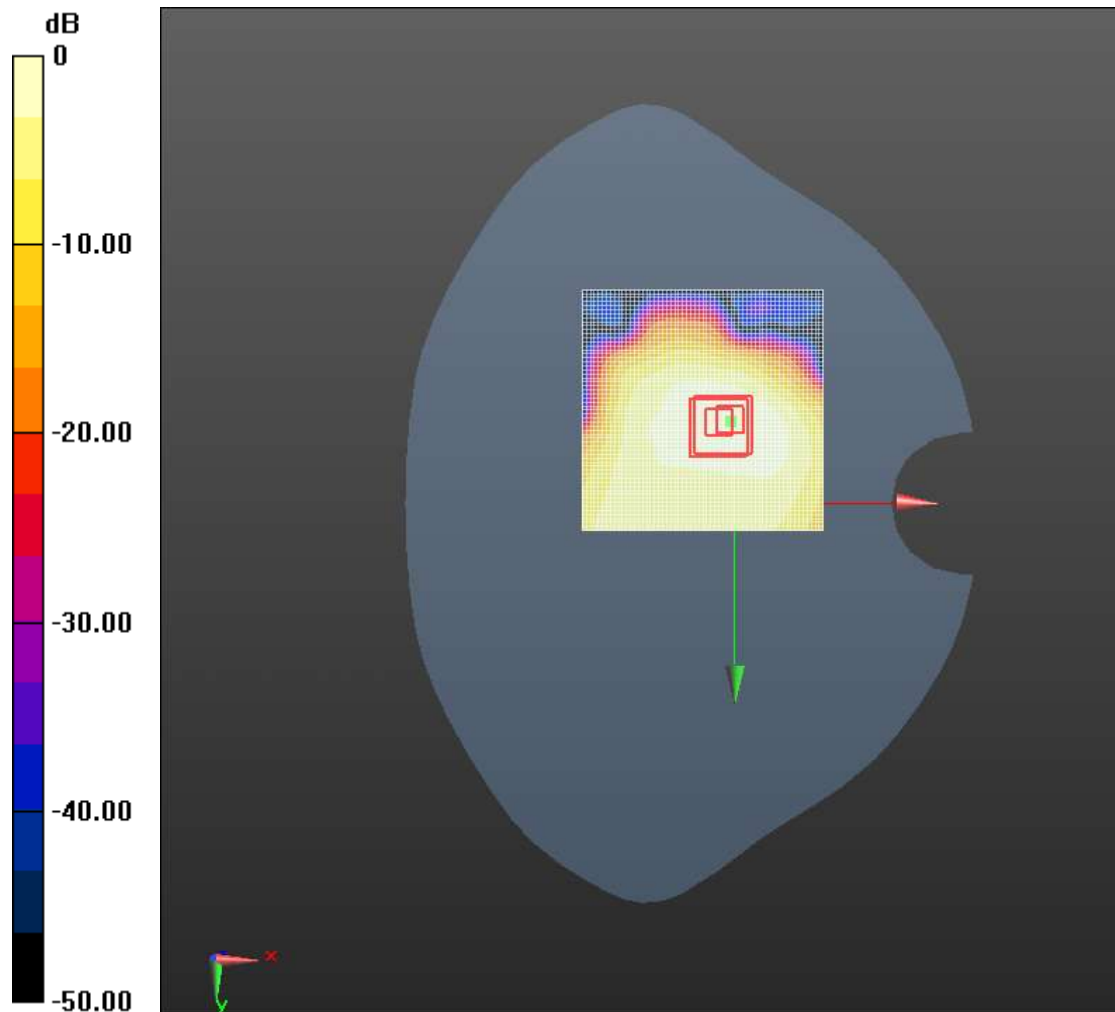
(5x5x7)/Cube 0: Measurement grid: dx=8mm, dy=8mm, dz=5mm

Reference Value = 5.720 V/m; Power Drift = 0.20 dB

Peak SAR (extrapolated) = 0.207 mW/g

SAR(1 g) = 0.126 mW/g; SAR(10 g) = 0.076 mW/g

Maximum value of SAR (measured) = 0.138 W/kg



0 dB = 0.157 W/kg = -16.10 dB W/kg

1.1.8 WCDMA Body BAND2 Head Right Cheek Mid

Medium: HSL1900

Communication System: UMTS-FDD; Communication System Band: Band 2, UTRA/FDD (1850.0 - 1910.0 MHz); Frequency: 1880 MHz; Duty Cycle: 1:1

Medium parameters used: $f = 1880$ MHz; $\sigma = 1.38$ mho/m; $\epsilon_r = 40.78$; $\rho = 1000$ kg/m³

Phantom section: Right Section

Measurement Standard: DASYS (IEEE/IEC/ANSI C63.19-2007)

DASYS Configuration: Probe: EX3DV4 - SN3881; ConvF(7.92, 7.92, 7.92); Calibrated: 2020.06.16.;

Electronics: DAE4 Sn876; Calibrated: 2020.03.03.

UMTS Band 2_ right head cheek/Mid 2/Area Scan (61x61x1): Interpolated grid: dx=1.500 mm, dy=1.500 mm

Reference Value = 4.249 V/m; Power Drift = 0.02 dB

Fast SAR: SAR(1 g) = 0.168 mW/g; SAR(10 g) = 0.099 mW/g

Maximum value of SAR (interpolated) = 0.188 W/kg

UMTS Band 2_ right head cheek/Mid 2/Zoom Scan (5x5x7)/Cube 0:

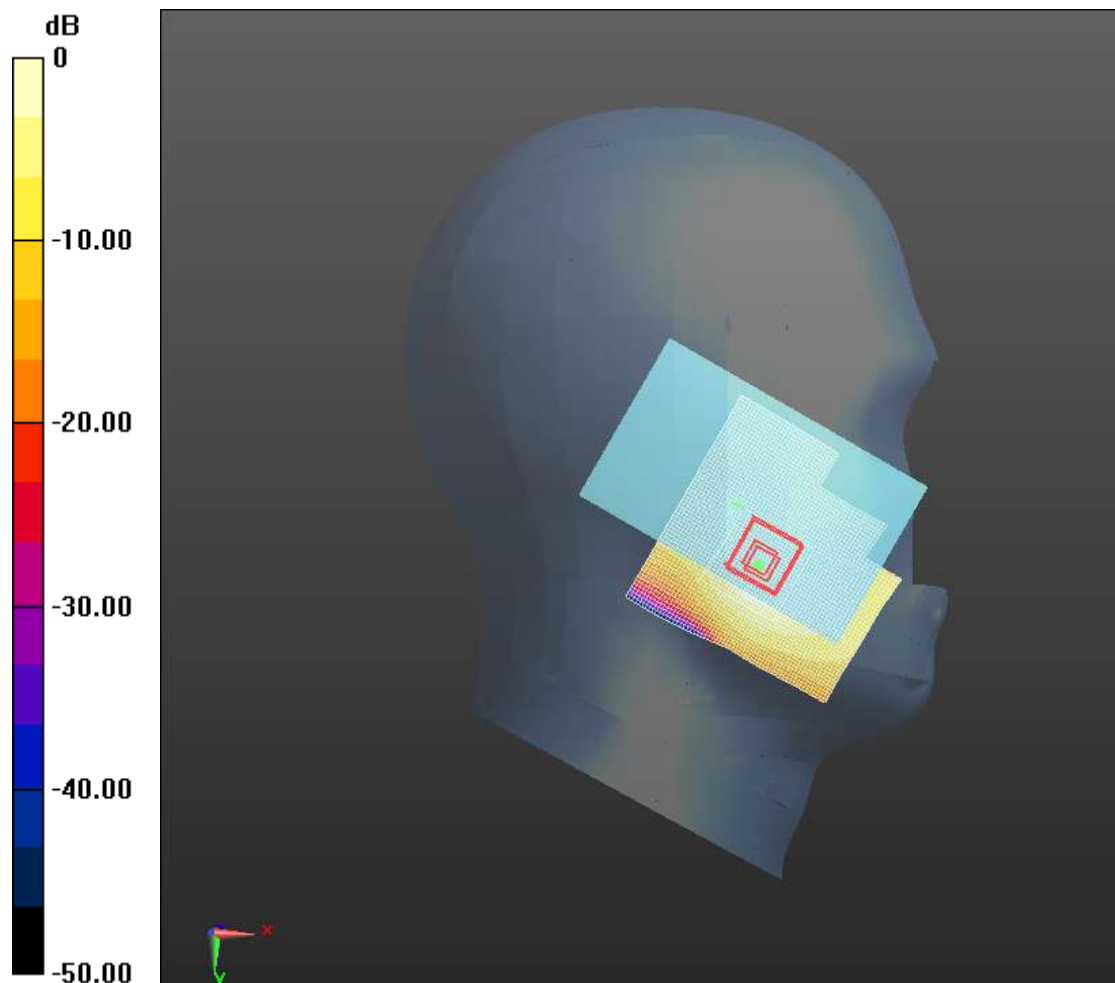
Measurement grid: dx=8mm, dy=8mm, dz=5mm

Reference Value = 4.249 V/m; Power Drift = 0.02 dB

Peak SAR (extrapolated) = 0.231 mW/g

SAR(1 g) = 0.162 mW/g; SAR(10 g) = 0.105 mW/g

Maximum value of SAR (measured) = 0.173 W/kg



0 dB = 0.188 W/kg = -14.52 dB W/kg

1.1.9 WCDMA Body BAND2 Body Back Side Mid 10mm

Medium: HSL1900

Communication System: UMTS-FDD; Communication System Band: Band 2, UTRA/FDD (1850.0 - 1910.0 MHz); Frequency: 1880 MHz; Duty Cycle: 1:1

Medium parameters used: $f = 1880$ MHz; $\sigma = 1.38$ mho/m; $\epsilon_r = 40.78$; $\rho = 1000$ kg/m³

Phantom section: Flat Section

Measurement Standard: DASYS (IEEE/IEC/ANSI C63.19-2007)

DASY5 Configuration: Probe: EX3DV4 - SN3881; ConvF(7.92, 7.92, 7.92); Calibrated: 2020.06.16.;

Electronics: DAE4 Sn876; Calibrated: 2020.03.03.

UMTS Band 2_ body Back/Mid 3 2/Area Scan (61x61x1): Interpolated grid:

$dx=1.500$ mm, $dy=1.500$ mm

Reference Value = 4.818 V/m; Power Drift = -0.04 dB

Fast SAR: SAR(1 g) = 0.086 mW/g; SAR(10 g) = 0.050 mW/g

Maximum value of SAR (interpolated) = 0.102 W/kg

UMTS Band 2_ body Back/Mid 3 2/Zoom Scan (5x5x7)/Cube 0:

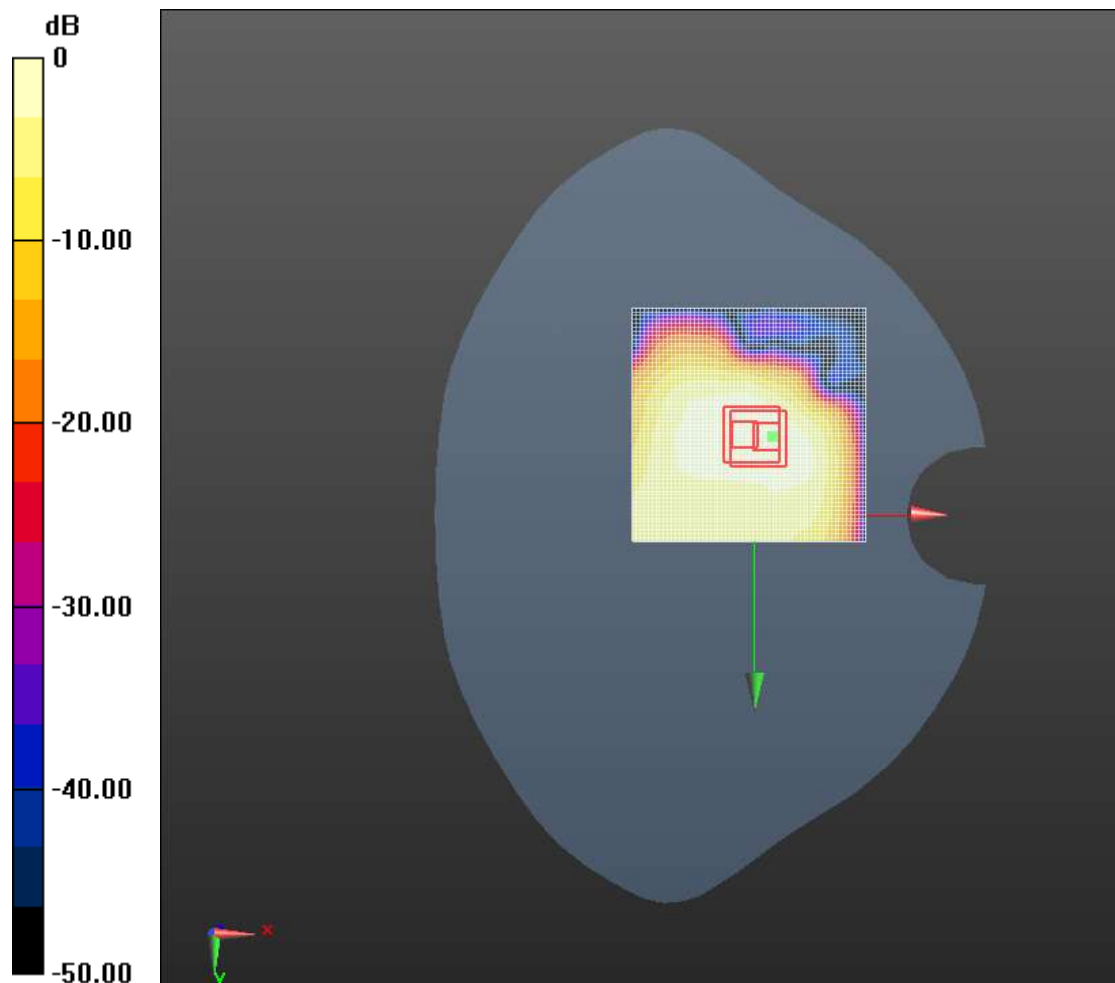
Measurement grid: $dx=8$ mm, $dy=8$ mm, $dz=5$ mm

Reference Value = 4.818 V/m; Power Drift = -0.04 dB

Peak SAR (extrapolated) = 0.131 mW/g

SAR(1 g) = 0.083 mW/g; SAR(10 g) = 0.048 mW/g

Maximum value of SAR (measured) = 0.0909 W/kg



0 dB = 0.102 W/kg = -19.81 dB W/kg

1.1.10 WCDMA Body BAND2 Body Back Side Mid 15mm

Medium: HSL1900

Communication System: UMTS-FDD; Communication System Band: Band 2, UTRA/FDD (1850.0 - 1910.0 MHz); Frequency: 1880 MHz; Duty Cycle: 1:1

Medium parameters used: $f = 1880$ MHz; $\sigma = 1.38$ mho/m; $\epsilon_r = 40.78$; $\rho = 1000$ kg/m³

Phantom section: Flat Section

Measurement Standard: DASYS (IEEE/IEC/ANSI C63.19-2007)

DASYS Configuration: Probe: EX3DV4 - SN3881; ConvF(7.92, 7.92, 7.92); Calibrated: 2020.06.16.;

Electronics: DAE4 Sn876; Calibrated: 2020.03.03.

UMTS Band 2_ body Back/Mid 3 3 2/Area Scan (61x61x1): Interpolated grid:

$dx=1.500$ mm, $dy=1.500$ mm

Reference Value = 3.961 V/m; Power Drift = 0.06 dB

Fast SAR: SAR(1 g) = 0.054 mW/g; SAR(10 g) = 0.032 mW/g

Maximum value of SAR (interpolated) = 0.0622 W/kg

UMTS Band 2_ body Back/Mid 3 3 2/Zoom Scan (5x5x7)/Cube 0:

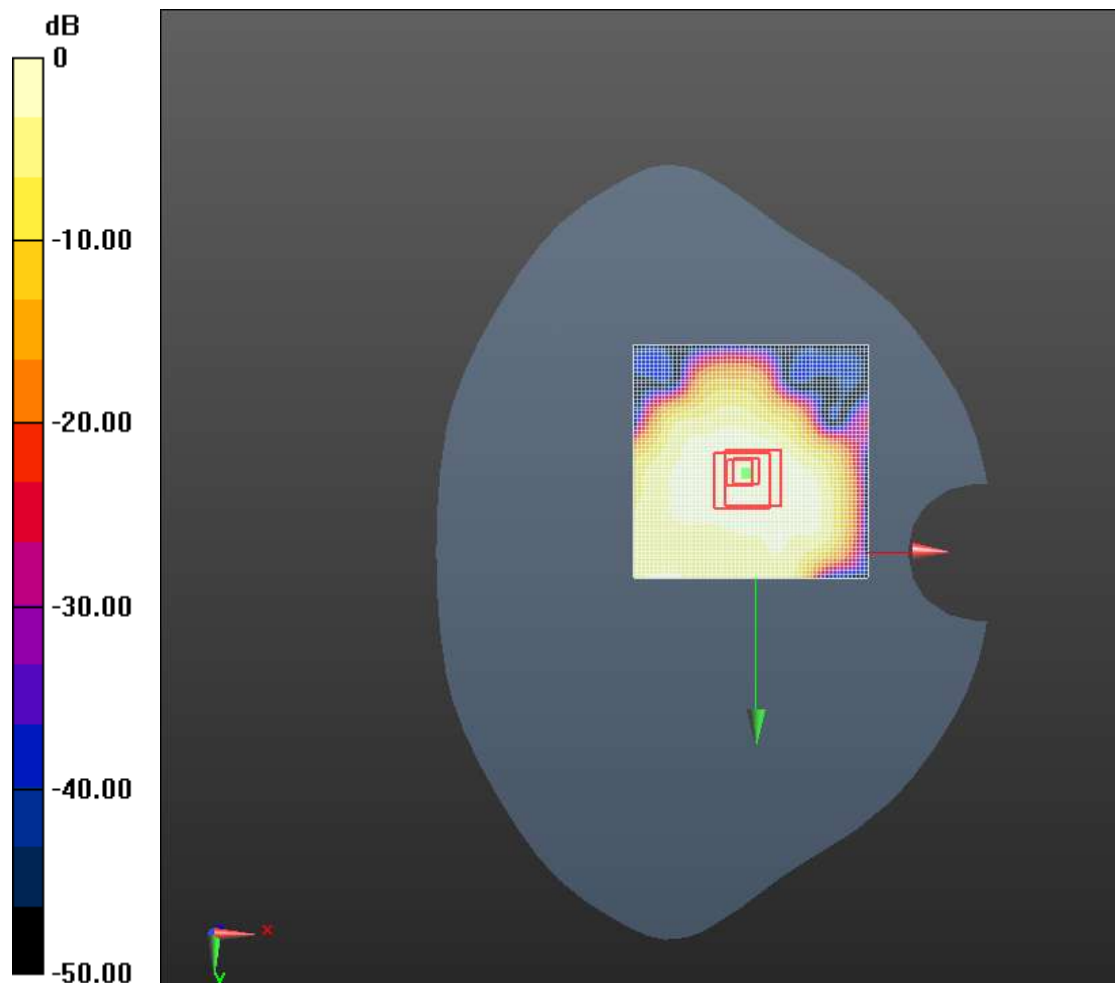
Measurement grid: $dx=8$ mm, $dy=8$ mm, $dz=5$ mm

Reference Value = 3.961 V/m; Power Drift = 0.06 dB

Peak SAR (extrapolated) = 0.084 mW/g

SAR(1 g) = 0.052 mW/g; SAR(10 g) = 0.031 mW/g

Maximum value of SAR (measured) = 0.0566 W/kg



0 dB = 0.0622 W/kg = -24.12 dB W/kg

1.1.11 WCDMA BAND4 HEAD&BODY Head Right Cheek Mid

Medium: HSL1750

Communication System: UMTS-FDD; Communication System Band: Band4; Frequency: 1740 MHz; Duty Cycle: 1:1

Medium parameters used (interpolated): $f = 1740$ MHz; $\sigma = 1.315$ mho/m; $\epsilon_r = 40.374$; $\rho = 1000$ kg/m³

Phantom section: Right Section

Measurement Standard: DASYS (IEEE/IEC/ANSI C63.19-2007)

DASY5 Configuration: Probe: EX3DV4 - SN3881; ConvF(8.3, 8.3, 8.3); Calibrated: 2020.06.16.;

Electronics: DAE4 Sn876; Calibrated: 2020.03.03.

UMTS Band 4_right head cheek/Mid 2/Area Scan (61x61x1): Interpolated grid: dx=1.500 mm, dy=1.500 mm

Reference Value = 6.696 V/m; Power Drift = 0.01 dB

Fast SAR: SAR(1 g) = 0.274 mW/g; SAR(10 g) = 0.159 mW/g

Maximum value of SAR (interpolated) = 0.306 W/kg

UMTS Band 4_right head cheek/Mid 2/Zoom Scan (5x5x7)/Cube 0:

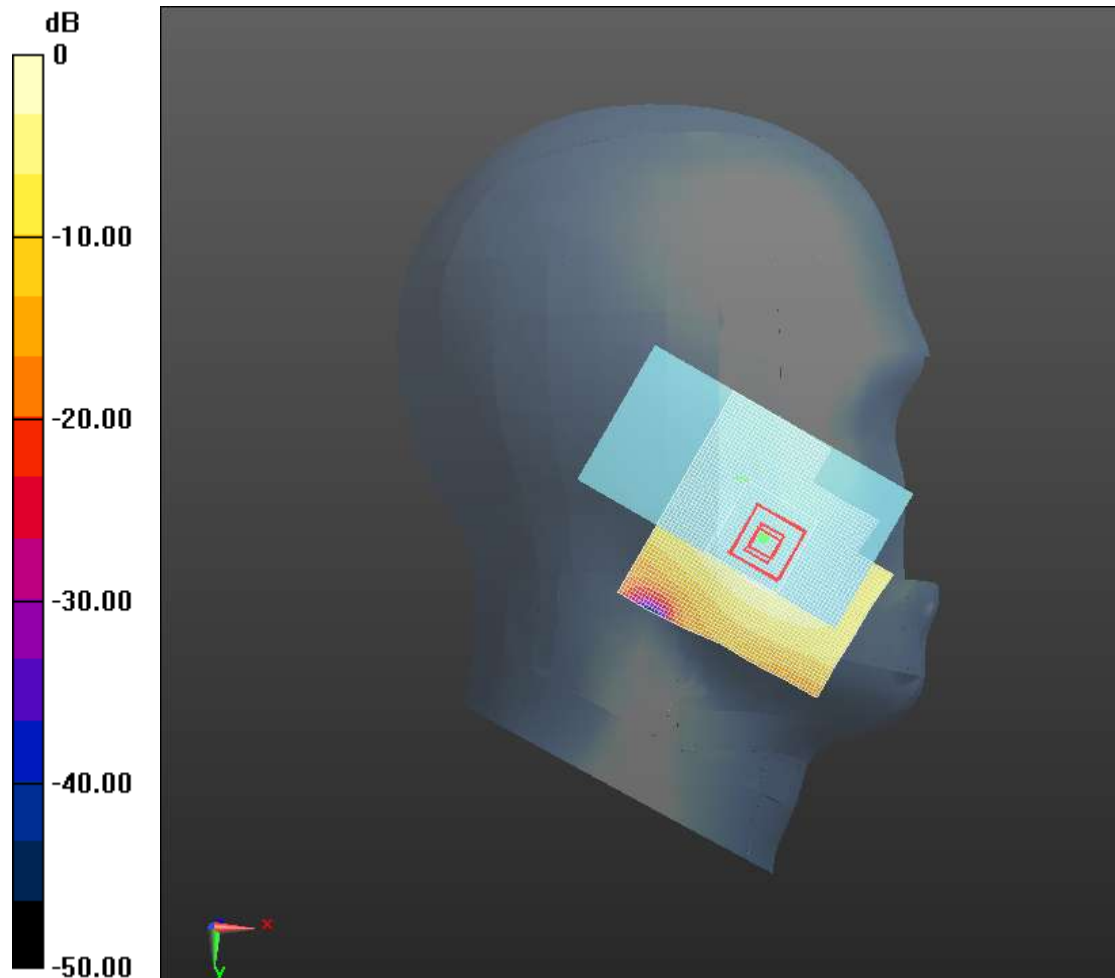
Measurement grid: dx=8mm, dy=8mm, dz=5mm

Reference Value = 6.696 V/m; Power Drift = 0.01 dB

Peak SAR (extrapolated) = 0.401 mW/g

SAR(1 g) = 0.277 mW/g; SAR(10 g) = 0.177 mW/g

Maximum value of SAR (measured) = 0.292 W/kg



0 dB = 0.306 W/kg = -10.30 dB W/kg

1.1.12 WCDMA BAND4 HEAD&BODY Body Back Side Mid 10mm

Medium: HSL1750

Communication System: UMTS-FDD; Communication System Band: Band4; Frequency: 1740 MHz; Duty Cycle: 1:1

Medium parameters used (interpolated): $f = 1740$ MHz; $\sigma = 1.315$ mho/m; $\epsilon_r = 40.374$; $\rho = 1000$ kg/m³

Phantom section: Flat Section

Measurement Standard: DASYS (IEEE/IEC/ANSI C63.19-2007)

DASY5 Configuration: Probe: EX3DV4 - SN3881; ConvF(8.3, 8.3, 8.3); Calibrated: 2020.06.16.;

Electronics: DAE4 Sn876; Calibrated: 2020.03.03.

UMTS Band 4_body Facedown/Mid-10mm 2/Area Scan (61x61x1):

Interpolated grid: dx=1.500 mm, dy=1.500 mm

Reference Value = 5.583 V/m; Power Drift = 0.20 dB

Fast SAR: SAR(1 g) = 0.071 mW/g; SAR(10 g) = 0.043 mW/g

Maximum value of SAR (interpolated) = 0.0830 W/kg

UMTS Band 4_body Facedown/Mid-10mm 2/Zoom Scan (5x5x7)/Cube

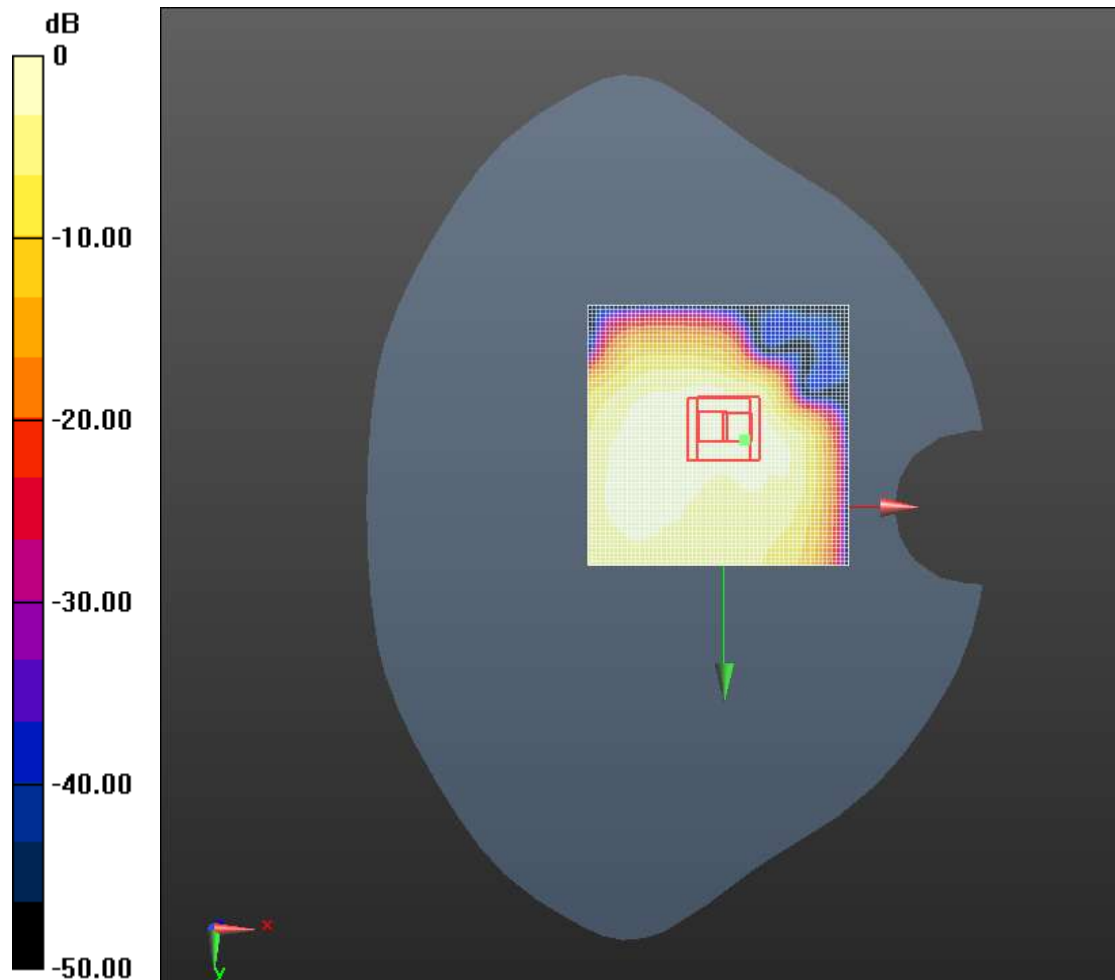
0: Measurement grid: dx=8mm, dy=8mm, dz=5mm

Reference Value = 5.583 V/m; Power Drift = 0.20 dB

Peak SAR (extrapolated) = 0.108 mW/g

SAR(1 g) = 0.069 mW/g; SAR(10 g) = 0.038 mW/g

Maximum value of SAR (measured) = 0.0758 W/kg



0 dB = 0.0830 W/kg = -21.62 dB W/kg

1.1.13 WCDMA BAND4 HEAD&BODY Body Back Side Mid 15mm

Medium: HSL1750

Communication System: UMTS-FDD; Communication System Band: Band4; Frequency: 1740 MHz; Duty Cycle: 1:1

Medium parameters used (interpolated): $f = 1740$ MHz; $\sigma = 1.315$ mho/m; $\epsilon_r = 40.374$; $\rho = 1000$ kg/m³

Phantom section: Flat Section

Measurement Standard: DASYS (IEEE/IEC/ANSI C63.19-2007)

DASY5 Configuration: Probe: EX3DV4 - SN3881; ConvF(8.3, 8.3, 8.3); Calibrated: 2020.06.16.;

Electronics: DAE4 Sn876; Calibrated: 2020.03.03.

UMTS Band 4_body Facedown/Mid-15mm 4/Area Scan (61x61x1):

Interpolated grid: dx=1.500 mm, dy=1.500 mm

Reference Value = 5.982 V/m; Power Drift = -0.07 dB

Fast SAR: SAR(1 g) = 0.073 mW/g; SAR(10 g) = 0.045 mW/g

Maximum value of SAR (interpolated) = 0.0797 W/kg

UMTS Band 4_body Facedown/Mid-15mm 4/Zoom Scan (5x5x7)/Cube

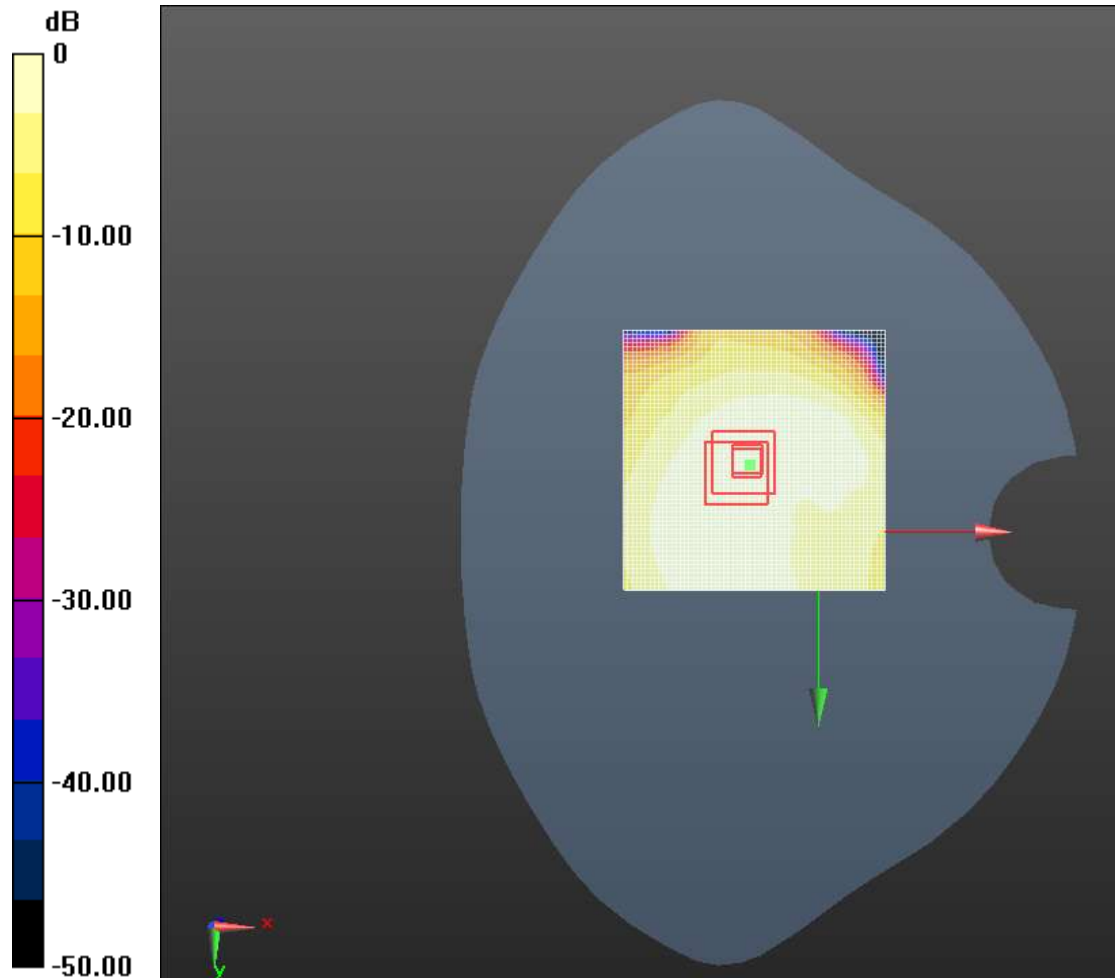
0: Measurement grid: dx=8mm, dy=8mm, dz=5mm

Reference Value = 5.982 V/m; Power Drift = -0.07 dB

Peak SAR (extrapolated) = 0.107 mW/g

SAR(1 g) = 0.073 mW/g; SAR(10 g) = 0.047 mW/g

Maximum value of SAR (measured) = 0.0785 W/kg



0 dB = 0.0797 W/kg = -21.97 dB W/kg

1.1.14 WCDMA Body BAND5 Head Right Cheek Mid

Medium: HSL900

Communication System: UMTS-FDD; Communication System Band: Band 5, UTRA/FDD (824.0 - 849.0 MHz); Frequency: 836.6 MHz; Duty Cycle: 1:1

Medium parameters used (interpolated): $f = 836.6$ MHz; $\sigma = 0.89$ mho/m; $\epsilon_r = 41.478$; $\rho = 1000$ kg/m³

Phantom section: Right Section

Measurement Standard: DASYS (IEEE/IEC/ANSI C63.19-2007)

DASY5 Configuration: Probe: EX3DV4 - SN3881; ConvF(9.43, 9.43, 9.43); Calibrated: 2020.06.16.;

Electronics: DAE4 Sn876; Calibrated: 2020.03.03.

UMTS Band 5_right head cheek/Mid 2/Area Scan (61x61x1): Interpolated grid: dx=1.500 mm, dy=1.500 mm

Reference Value = 2.973 V/m; Power Drift = -0.16 dB

Fast SAR: SAR(1 g) = 0.178 mW/g; SAR(10 g) = 0.122 mW/g

Maximum value of SAR (interpolated) = 0.189 W/kg

UMTS Band 5_right head cheek/Mid 2/Zoom Scan (5x5x7)/Cube 0:

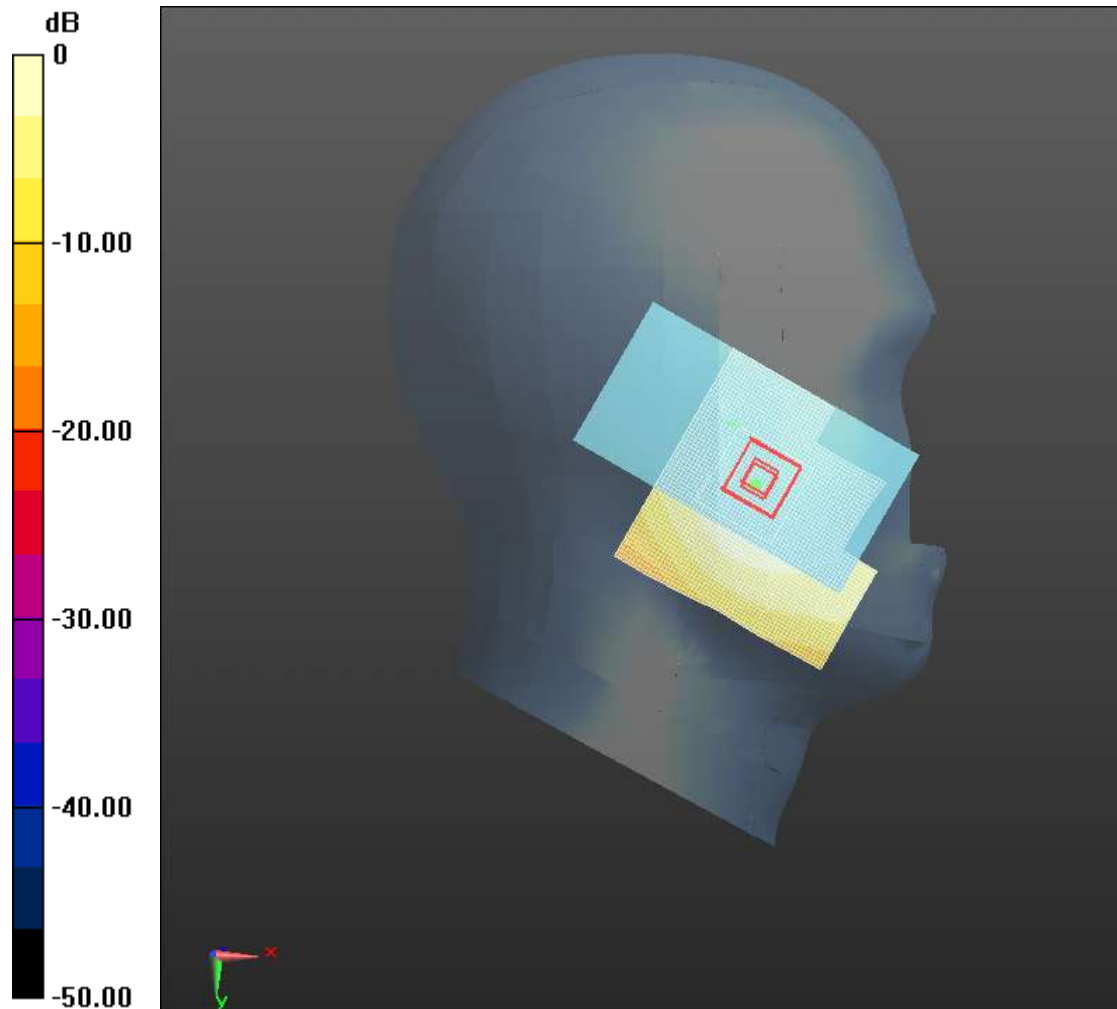
Measurement grid: dx=8mm, dy=8mm, dz=5mm

Reference Value = 2.973 V/m; Power Drift = -0.16 dB

Peak SAR (extrapolated) = 0.224 mW/g

SAR(1 g) = 0.177 mW/g; SAR(10 g) = 0.132 mW/g

Maximum value of SAR (measured) = 0.186 W/kg



0 dB = 0.189 W/kg = -14.46 dB W/kg

1.1.15 WCDMA Body BAND5 Body Back Side Mid 10mm

Medium: HSL900

Communication System: UMTS-FDD; Communication System Band: Band 5, UTRA/FDD (824.0 - 849.0 MHz); Frequency: 836.6 MHz; Duty Cycle: 1:1

Medium parameters used (interpolated): $f = 836.6$ MHz; $\sigma = 0.89$ mho/m; $\epsilon_r = 41.478$; $\rho = 1000$ kg/m³

Phantom section: Flat Section

Measurement Standard: DASYS5 (IEEE/IEC/ANSI C63.19-2007)

DASY5 Configuration: Probe: EX3DV4 - SN3881; ConvF(9.43, 9.43, 9.43); Calibrated: 2020.06.16.;

Electronics: DAE4 Sn876; Calibrated: 2020.03.03.

UMTS Band 5_body Back/Mid up -10mm/Area Scan (61x61x1):

Interpolated grid: dx=1.500 mm, dy=1.500 mm

Reference Value = 10.917 V/m; Power Drift = 0.06 dB

Fast SAR: SAR(1 g) = 0.257 mW/g; SAR(10 g) = 0.168 mW/g

Maximum value of SAR (interpolated) = 0.278 W/kg

UMTS Band 5_body Back/Mid up -10mm/Zoom Scan (5x5x7)/Cube 0:

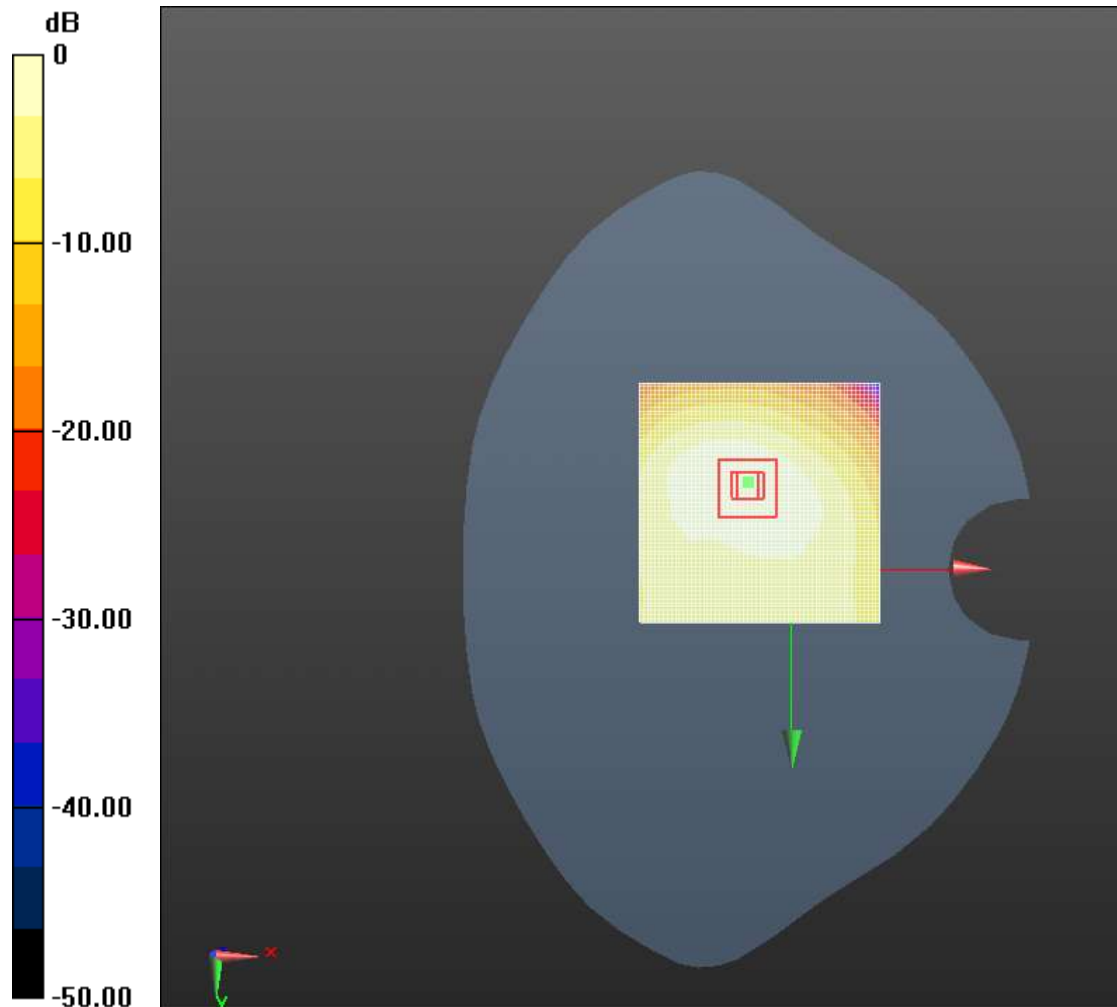
Measurement grid: dx=8mm, dy=8mm, dz=5mm

Reference Value = 10.917 V/m; Power Drift = 0.06 dB

Peak SAR (extrapolated) = 0.464 mW/g

SAR(1 g) = 0.269 mW/g; SAR(10 g) = 0.156 mW/g

Maximum value of SAR (measured) = 0.295 W/kg



0 dB = 0.278 W/kg = -11.12 dB W/kg

1.1.16 WCDMA Body BAND5 Body Back Side Mid 0mm

Medium: HSL900

Communication System: UMTS-FDD; Communication System Band: Band 5, UTRA/FDD (824.0 - 849.0 MHz); Frequency: 836.6 MHz; Duty Cycle: 1:1

Medium parameters used (interpolated): $f = 836.6$ MHz; $\sigma = 0.89$ mho/m; $\epsilon_r = 41.478$; $\rho = 1000$ kg/m³

Phantom section: Flat Section

Measurement Standard: DASYS (IEEE/IEC/ANSI C63.19-2007)

DASY5 Configuration: Probe: EX3DV4 - SN3881; ConvF(9.43, 9.43, 9.43); Calibrated: 2020.06.16.;

Electronics: DAE4 Sn876; Calibrated: 2020.03.03.

UMTS Band 5_body Back/Mid up -0mm 2 2/Area Scan (61x61x1):

Interpolated grid: dx=1.500 mm, dy=1.500 mm

Reference Value = 28.309 V/m; Power Drift = -0.02 dB

Fast SAR: SAR(1 g) = 3.23 mW/g; SAR(10 g) = 1.84 mW/g

Maximum value of SAR (interpolated) = 3.86 W/kg

UMTS Band 5_body Back/Mid up -0mm 2 2/Zoom Scan (5x5x7)/Cube 0:

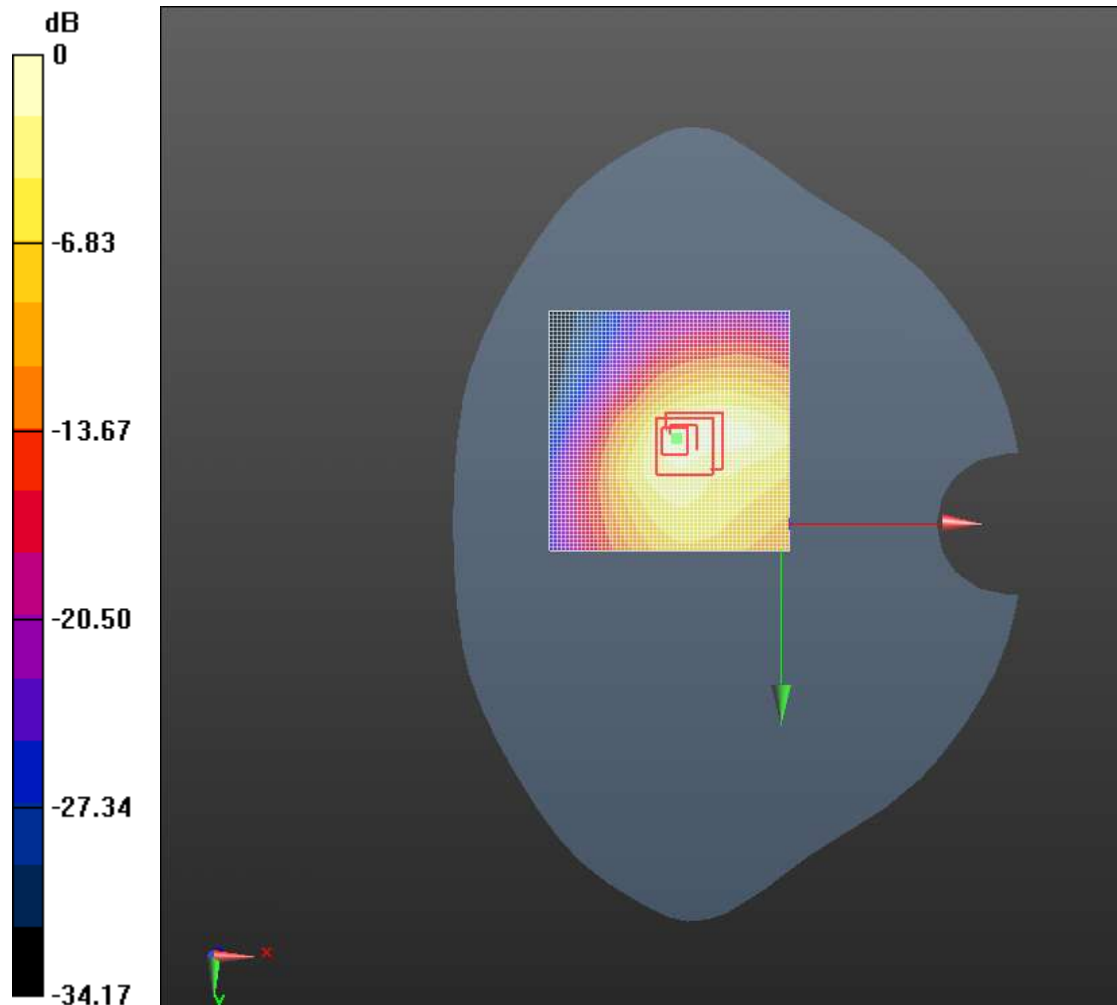
Measurement grid: dx=8mm, dy=8mm, dz=5mm

Reference Value = 28.309 V/m; Power Drift = -0.02 dB

Peak SAR (extrapolated) = 9.403 mW/g

SAR(1 g) = 3.23 mW/g; SAR(10 g) = 1.52 mW/g

Maximum value of SAR (measured) = 3.74 W/kg



0 dB = 3.86 W/kg = 11.73 dB W/kg

1.1.17 WCDMA Body BAND5 Body Back Side Mid 15mm

Medium: HSL900

Communication System: UMTS-FDD; Communication System Band: Band 5, UTRA/FDD (824.0 - 849.0 MHz); Frequency: 836.6 MHz; Duty Cycle: 1:1

Medium parameters used (interpolated): $f = 836.6$ MHz; $\sigma = 0.89$ mho/m; $\epsilon_r = 41.478$; $\rho = 1000$ kg/m³

Phantom section: Flat Section

Measurement Standard: DASYS (IEEE/IEC/ANSI C63.19-2007)

DASY5 Configuration: Probe: EX3DV4 - SN3881; ConvF(9.43, 9.43, 9.43); Calibrated: 2020.06.16.;

Electronics: DAE4 Sn876; Calibrated: 2020.03.03.

UMTS Band 5_body Back/Mid up/Area Scan (61x61x1): Interpolated grid:

dx=1.500 mm, dy=1.500 mm

Reference Value = 8.485 V/m; Power Drift = -0.10 dB

Fast SAR: SAR(1 g) = 0.121 mW/g; SAR(10 g) = 0.080 mW/g

Maximum value of SAR (interpolated) = 0.132 W/kg

UMTS Band 5_body Back/Mid up/Zoom Scan (5x5x7)/Cube 0:


Measurement grid: dx=8mm, dy=8mm, dz=5mm

Reference Value = 8.485 V/m; Power Drift = -0.10 dB

Peak SAR (extrapolated) = 0.203 mW/g

SAR(1 g) = 0.124 mW/g; SAR(10 g) = 0.074 mW/g

Maximum value of SAR (measured) = 0.134 W/kg



0 dB = 0.132 W/kg = -17.60 dB W/kg

1.1.18 LTE Band2 Head Right Cheek Mid

Medium: HSL1900

Communication System: LTE-FDD(CE); Communication System Band: Band2; Frequency: 1880 MHz; Duty Cycle: 1:1

Medium parameters used: $f = 1880$ MHz; $\sigma = 1.38$ mho/m; $\epsilon_r = 40.78$; $\rho = 1000$ kg/m³

Phantom section: Right Section

Measurement Standard: DASYS (IEEE/IEC/ANSI C63.19-2007)

DASY5 Configuration: Probe: EX3DV4 - SN3881; ConvF(7.92, 7.92, 7.92); Calibrated: 2020.06.16.;

Electronics: DAE4 Sn876; Calibrated: 2020.03.03.

Head Right/Cheek Mid 2/Area Scan (61x61x1): Interpolated grid: dx=1.500 mm, dy=1.500 mm

Reference Value = 4.359 V/m; Power Drift = 0.20 dB

Fast SAR: SAR(1 g) = 0.113 mW/g; SAR(10 g) = 0.053 mW/g

Maximum value of SAR (interpolated) = 0.139 W/kg

Head Right/Cheek Mid 2/Zoom Scan (5x5x7)/Cube 0: Measurement grid:


dx=8mm, dy=8mm, dz=5mm

Reference Value = 4.359 V/m; Power Drift = 0.20 dB

Peak SAR (extrapolated) = 0.278 mW/g

SAR(1 g) = 0.097 mW/g; SAR(10 g) = 0.049 mW/g

Maximum value of SAR (measured) = 0.109 W/kg



0 dB = 0.139 W/kg = -10.44 dB W/kg

1.1.19 LTE Band2 Body Back Side Mid 10mm

Medium: HSL1900

Communication System: LTE-FDD(CE); Communication System Band: Band2; Frequency: 1880 MHz; Duty Cycle: 1:1

Medium parameters used: $f = 1880$ MHz; $\sigma = 1.38$ mho/m; $\epsilon_r = 40.78$; $\rho = 1000$ kg/m³

Phantom section: Flat Section

Measurement Standard: DASYS (IEEE/IEC/ANSI C63.19-2007)

DASY5 Configuration: Probe: EX3DV4 - SN3881; ConvF(7.92, 7.92, 7.92); Calibrated: 2020.06.16.;

Electronics: DAE4 Sn876; Calibrated: 2020.03.03.

Body/Facedown Mid-10mm 2/Area Scan (61x61x1): Interpolated grid: dx=1.500 mm, dy=1.500 mm

Reference Value = 13.387 V/m; Power Drift = 0.11 dB

Fast SAR: SAR(1 g) = 0.293 mW/g; SAR(10 g) = 0.153 mW/g

Maximum value of SAR (interpolated) = 0.363 W/kg

Body/Facedown Mid-10mm 2/Zoom Scan (5x5x7)/Cube 0: Measurement grid:


dx=8mm, dy=8mm, dz=5mm

Reference Value = 13.387 V/m; Power Drift = 0.11 dB

Peak SAR (extrapolated) = 0.943 mW/g

SAR(1 g) = 0.276 mW/g; SAR(10 g) = 0.162 mW/g

Maximum value of SAR (measured) = 0.346 W/kg



0 dB = 0.363 W/kg = -3.57 dB W/kg

1.1.20 LTE Band2 Body Back Side Mid 15mm

Medium: HSL1900

Communication System: LTE-FDD(CE); Communication System Band: Band2; Frequency: 1880 MHz; Duty Cycle: 1:1

Medium parameters used: $f = 1880$ MHz; $\sigma = 1.38$ mho/m; $\epsilon_r = 40.78$; $\rho = 1000$ kg/m³

Phantom section: Flat Section

Measurement Standard: DASYS5 (IEEE/IEC/ANSI C63.19-2007)

DASY5 Configuration: Probe: EX3DV4 - SN3881; ConvF(7.92, 7.92, 7.92); Calibrated: 2020.06.16.;

Electronics: DAE4 Sn876; Calibrated: 2020.03.03.

Body/Facedown Mid 15mm 2/Area Scan (61x61x1): Interpolated grid: dx=1.500 mm, dy=1.500 mm

Reference Value = 10.200 V/m; Power Drift = 0.13 dB

Fast SAR: SAR(1 g) = 0.152 mW/g; SAR(10 g) = 0.093 mW/g

Maximum value of SAR (interpolated) = 0.255 W/kg

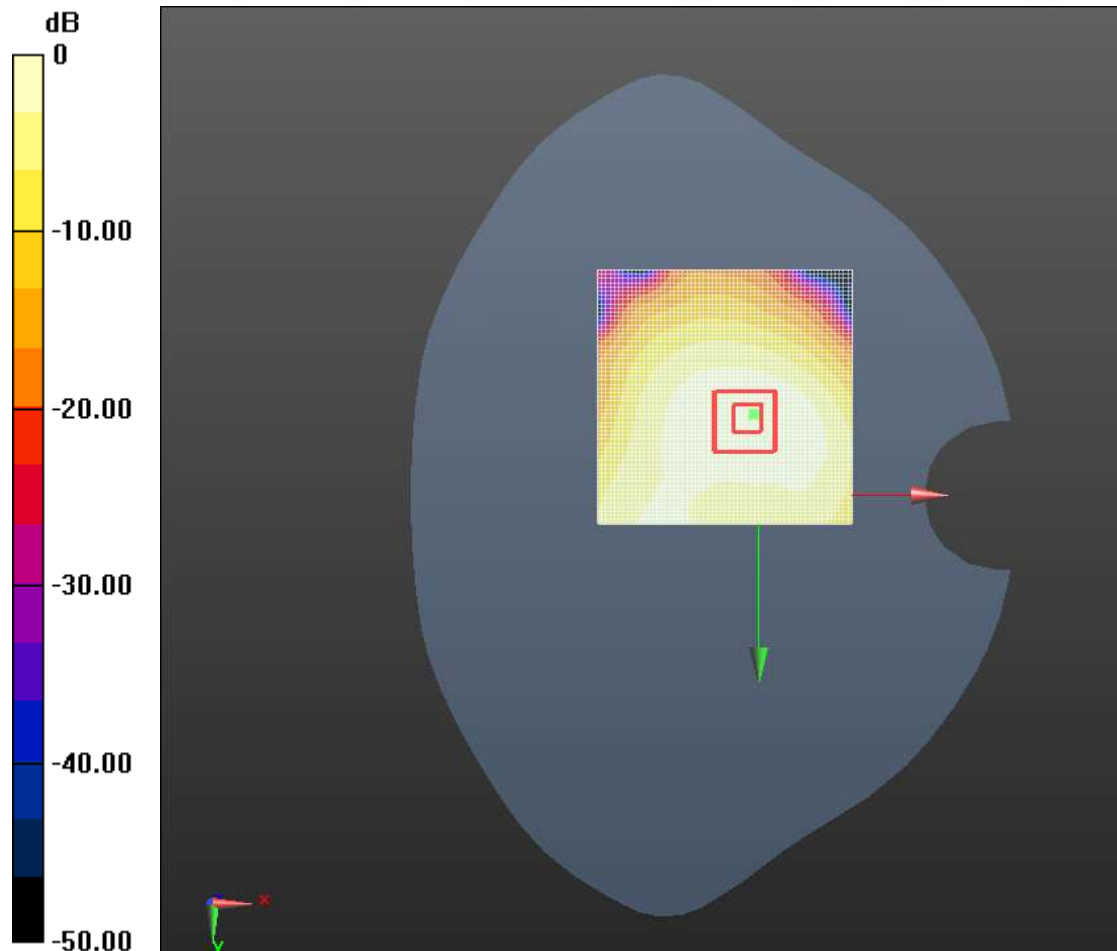
Body/Facedown Mid 15mm 2/Zoom Scan (5x5x7)/Cube 0: Measurement grid: dx=8mm, dy=8mm, dz=5mm

Reference Value = 10.200 V/m; Power Drift = 0.13 dB

Peak SAR (extrapolated) = 0.503 mW/g

SAR(1 g) = 0.123 mW/g; SAR(10 g) = 0.083 mW/g

Maximum value of SAR (measured) = 0.246 W/kg



0 dB = 0.255 W/kg = -9.00 dB W/kg

1.1.21 LTE Band4 Head Right Cheek Mid

Medium: HSL1750

Communication System: LTE-FDD(CE); Communication System Band: Band4; Frequency: 1732.5 MHz; Duty Cycle: 1:1

Medium parameters used (interpolated): $f = 1732.5$ MHz; $\sigma = 1.31$ mho/m; $\epsilon_r = 40.408$; $\rho = 1000$ kg/m³

Phantom section: Right Section

Measurement Standard: DASYS (IEEE/IEC/ANSI C63.19-2007)

DASY5 Configuration: Probe: EX3DV4 - SN3881; ConvF(8.3, 8.3, 8.3); Calibrated: 2020.06.16.;

Electronics: DAE4 Sn876; Calibrated: 2020.03.03.

Head Right/Cheek Mid 2/Area Scan (61x61x1): Interpolated grid: dx=1.500 mm, dy=1.500 mm

Reference Value = 1.755 V/m; Power Drift = -0.12 dB

Fast SAR: SAR(1 g) = 0.029 mW/g; SAR(10 g) = 0.016 mW/g

Maximum value of SAR (interpolated) = 0.0364 W/kg

Head Right/Cheek Mid 2/Zoom Scan (5x5x7)/Cube 0: Measurement grid:

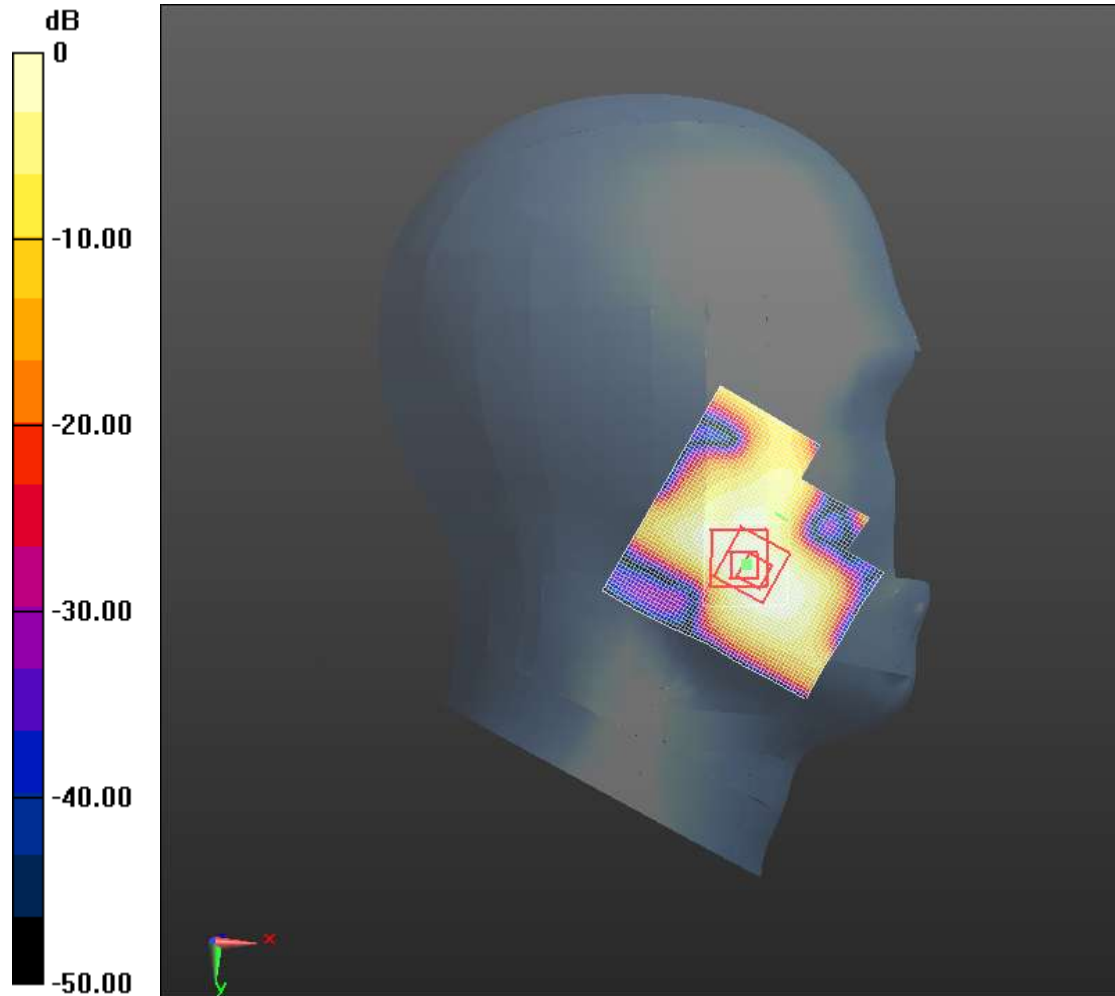
dx=8mm, dy=8mm, dz=5mm

Reference Value = 1.755 V/m; Power Drift = -0.12 dB

Peak SAR (extrapolated) = 0.038 mW/g

SAR(1 g) = 0.026 mW/g; SAR(10 g) = 0.015 mW/g

Maximum value of SAR (measured) = 0.0286 W/kg



0 dB = 0.0364 W/kg = -28.79 dB W/kg

1.1.22 LTE Band4 Body Back Side 10MM

Medium: HSL1750

Communication System: LTE-FDD(CE); Communication System Band: Band4; Frequency: 1732.5 MHz; Duty Cycle: 1:1

Medium parameters used (interpolated): $f = 1732.5$ MHz; $\sigma = 1.31$ mho/m; $\epsilon_r = 40.408$; $\rho = 1000$ kg/m³

Phantom section: Flat Section

Measurement Standard: DASYS (IEEE/IEC/ANSI C63.19-2007)

DASY5 Configuration: Probe: EX3DV4 - SN3881; ConvF(8.3, 8.3, 8.3); Calibrated: 2020.06.16.;

Electronics: DAE4 Sn876; Calibrated: 2020.03.03.

Body/Back Mid-10mm 2 3/Area Scan (61x61x1): Interpolated grid: dx=1.500 mm, dy=1.500 mm

Reference Value = 6.446 V/m; Power Drift = 0.07 dB

Fast SAR: SAR(1 g) = 0.096 mW/g; SAR(10 g) = 0.057 mW/g

Maximum value of SAR (interpolated) = 0.112 W/kg

Body/Back Mid-10mm 2 3/Zoom Scan (5x5x7)/Cube 0: Measurement grid:

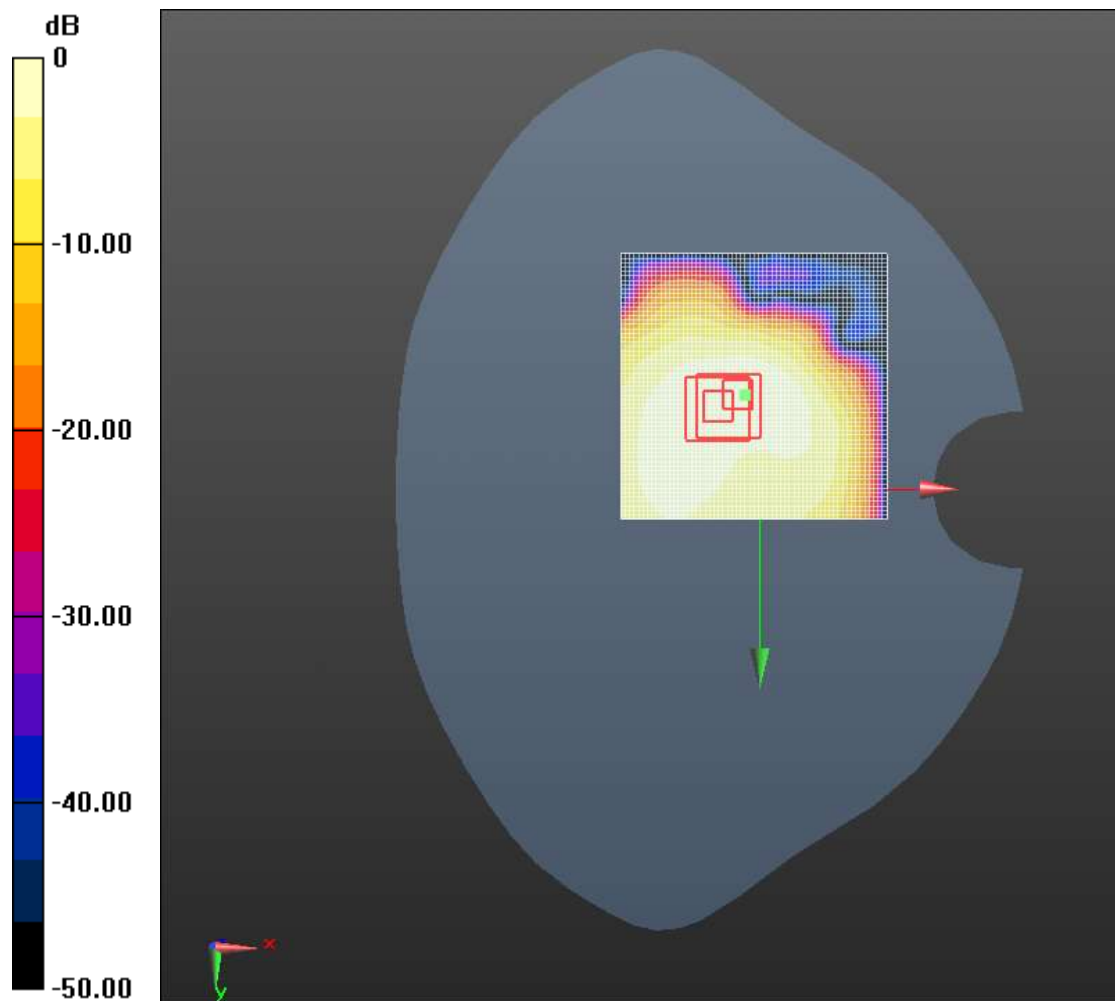
dx=8mm, dy=8mm, dz=5mm

Reference Value = 6.446 V/m; Power Drift = 0.07 dB

Peak SAR (extrapolated) = 0.147 mW/g

SAR(1 g) = 0.096 mW/g; SAR(10 g) = 0.058 mW/g

Maximum value of SAR (measured) = 0.102 W/kg



0 dB = 0.112 W/kg = -19.00 dB W/kg

1.1.23 LTE Band4 Body Back Side 15MM

Medium: HSL1750

Communication System: LTE-FDD(CE); Communication System Band: Band4; Frequency: 1732.5 MHz; Duty Cycle: 1:1

Medium parameters used (interpolated): $f = 1732.5$ MHz; $\sigma = 1.31$ mho/m; $\epsilon_r = 40.408$; $\rho = 1000$ kg/m³

Phantom section: Flat Section

Measurement Standard: DASYS (IEEE/IEC/ANSI C63.19-2007)

DASY5 Configuration: Probe: EX3DV4 - SN3881; ConvF(8.3, 8.3, 8.3); Calibrated: 2020.06.16.;

Electronics: DAE4 Sn876; Calibrated: 2020.03.03.

Body/Back Mid-15mm 2/Area Scan (61x61x1): Interpolated grid: dx=1.500 mm, dy=1.500 mm

Reference Value = 3.708 V/m; Power Drift = 0.06 dB

Fast SAR: SAR(1 g) = 0.036 mW/g; SAR(10 g) = 0.021 mW/g

Maximum value of SAR (interpolated) = 0.397 W/kg

Body/Back Mid-15mm 2/Zoom Scan (5x5x7)/Cube 0: Measurement grid:

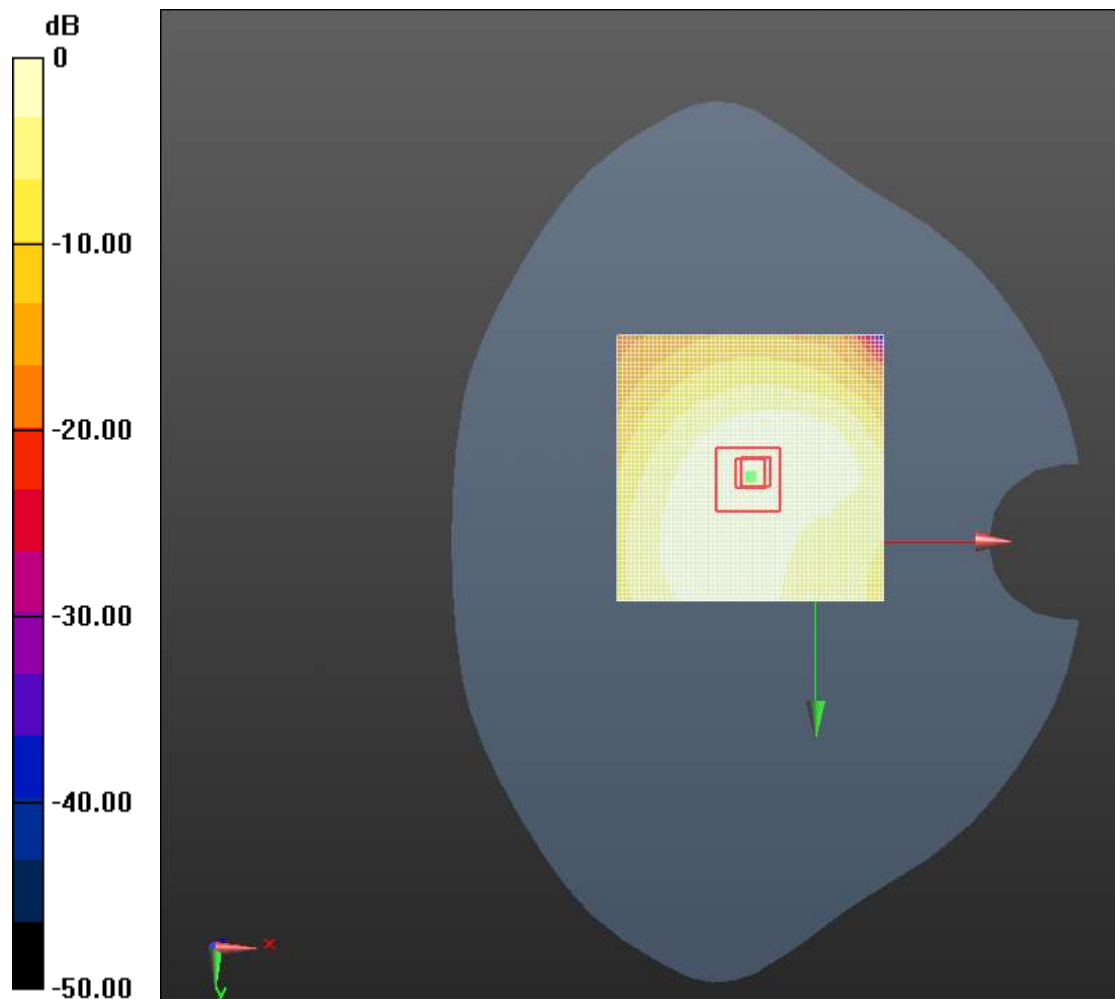
dx=8mm, dy=8mm, dz=5mm

Reference Value = 3.708 V/m; Power Drift = 0.06 dB

Peak SAR (extrapolated) = 0.533 mW/g

SAR(1 g) = 0.036 mW/g; SAR(10 g) = 0.023 mW/g

Maximum value of SAR (measured) = 0.390 W/kg



$$0 \text{ dB} = 0.397 \text{ W/kg} = -8.03 \text{ dB W/kg}$$

1.1.24 LTE Band5 Head Right Cheek Mid

Medium: HSL900

Communication System: LTE-FDD(CE); Communication System Band: Band5; Frequency: 836.5 MHz; Duty Cycle: 1:1

Medium parameters used (interpolated): $f = 836.5$ MHz; $\sigma = 0.89$ mho/m; $\epsilon_r = 41.479$; $\rho = 1000$ kg/m³

Phantom section: Right Section

Measurement Standard: DASYS (IEEE/IEC/ANSI C63.19-2007)

DASY5 Configuration: Probe: EX3DV4 - SN3881; ConvF(9.43, 9.43, 9.43); Calibrated: 2020.06.16.;

Electronics: DAE4 Sn876; Calibrated: 2020.03.03.

Head Right/Cheek Mid 2/Area Scan (61x61x1): Interpolated grid: dx=1.500 mm, dy=1.500 mm

Reference Value = 5.667 V/m; Power Drift = 0.19 dB

Fast SAR: SAR(1 g) = 0.183 mW/g; SAR(10 g) = 0.127 mW/g

Maximum value of SAR (interpolated) = 0.194 W/kg

Head Right/Cheek Mid 2/Zoom Scan (5x5x7)/Cube 0: Measurement grid:

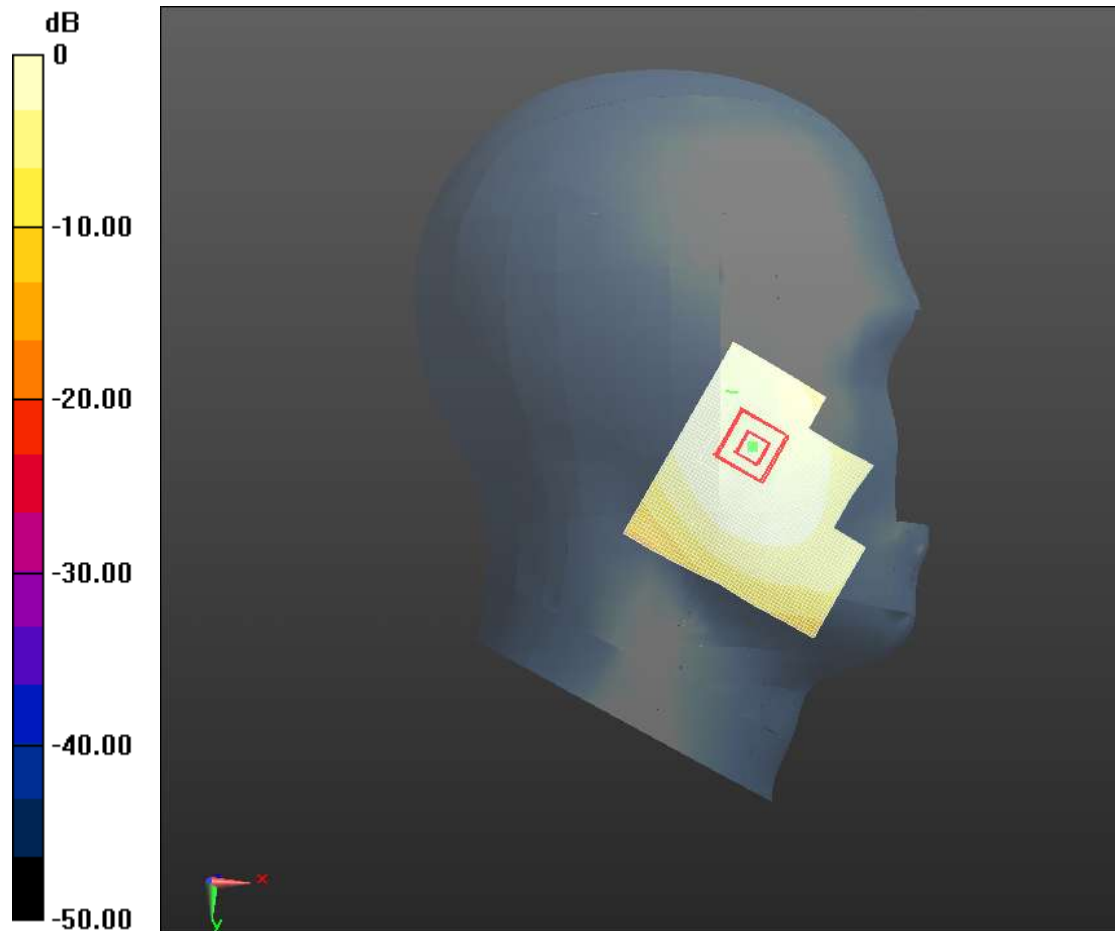
dx=8mm, dy=8mm, dz=5mm

Reference Value = 5.667 V/m; Power Drift = 0.19 dB

Peak SAR (extrapolated) = 0.229 mW/g

SAR(1 g) = 0.184 mW/g; SAR(10 g) = 0.140 mW/g

Maximum value of SAR (measured) = 0.194 W/kg



0 dB = 0.194 W/kg = -14.25 dB W/kg

1.1.25 LTE Band5 Body Back Side Mid 10mm

Medium: HSL900

Communication System: LTE-FDD(CE); Communication System Band: Band5; Frequency: 836.5 MHz; Duty Cycle: 1:1

Medium parameters used (interpolated): $f = 836.5$ MHz; $\sigma = 0.89$ mho/m; $\epsilon_r = 41.479$; $\rho = 1000$ kg/m³

Phantom section: Flat Section

Measurement Standard: DASYS (IEEE/IEC/ANSI C63.19-2007)

DASY5 Configuration: Probe: EX3DV4 - SN3881; ConvF(9.43, 9.43, 9.43); Calibrated: 2020.06.16.;

Electronics: DAE4 Sn876; Calibrated: 2020.03.03.

Body/Facedown Mid -10mm/Area Scan (61x61x1): Interpolated grid: dx=1.500 mm, dy=1.500 mm

Reference Value = 10.427 V/m; Power Drift = -0.01 dB

Fast SAR: SAR(1 g) = 0.284 mW/g; SAR(10 g) = 0.178 mW/g

Maximum value of SAR (interpolated) = 0.318 W/kg

Body/Facedown Mid -10mm/Zoom Scan (5x5x7)/Cube 0: Measurement grid:

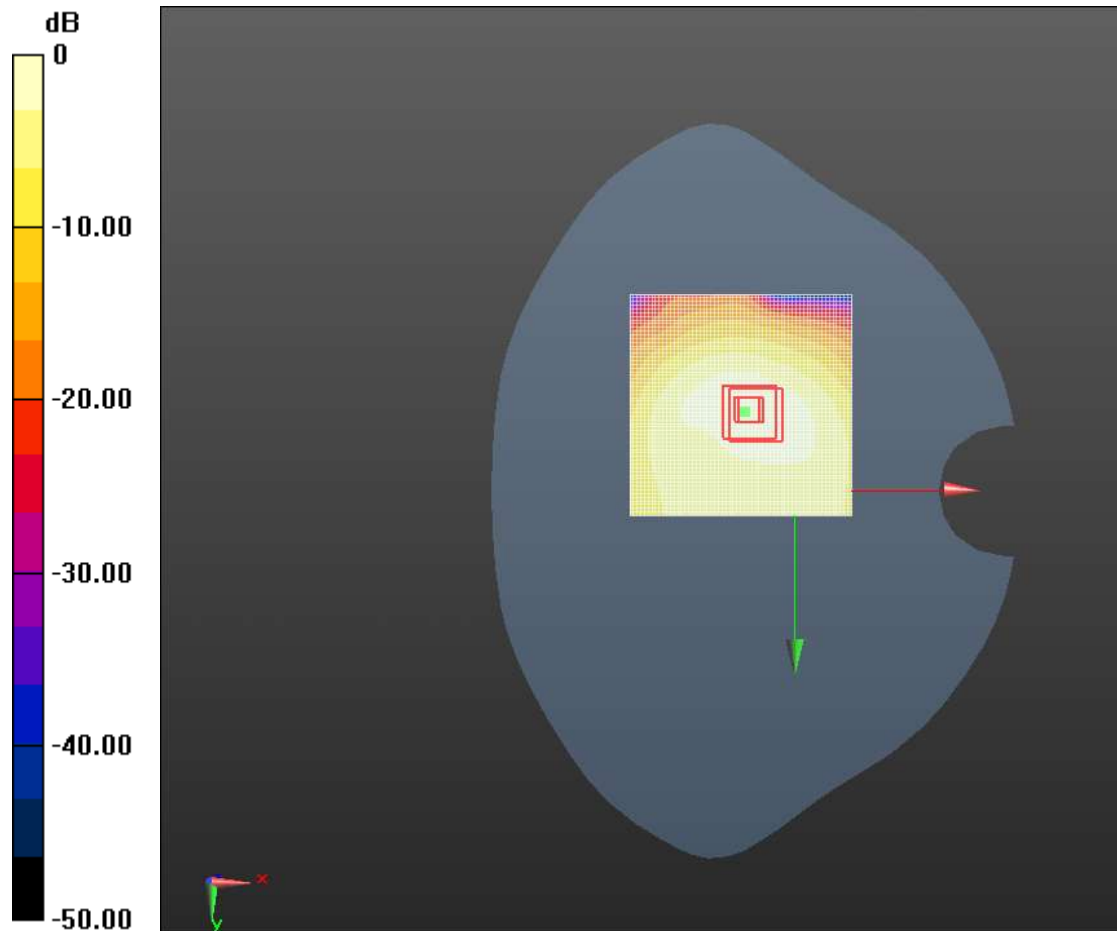
dx=8mm, dy=8mm, dz=5mm

Reference Value = 10.427 V/m; Power Drift = -0.01 dB

Peak SAR (extrapolated) = 0.497 mW/g

SAR(1 g) = 0.287 mW/g; SAR(10 g) = 0.165 mW/g

Maximum value of SAR (measured) = 0.312 W/kg



0 dB = 0.318 W/kg = -9.96 dB W/kg

1.1.26 LTE Band5 Body Back Side Mid 15mm

Medium: HSL900

Communication System: LTE-FDD(CE); Communication System Band: Band5; Frequency: 836.5 MHz; Duty Cycle: 1:1

Medium parameters used (interpolated): $f = 836.5$ MHz; $\sigma = 0.89$ mho/m; $\epsilon_r = 41.479$; $\rho = 1000$ kg/m³

Phantom section: Flat Section

Measurement Standard: DASYS (IEEE/IEC/ANSI C63.19-2007)

DASY5 Configuration: Probe: EX3DV4 - SN3881; ConvF(9.43, 9.43, 9.43); Calibrated: 2020.06.16.;

Electronics: DAE4 Sn876; Calibrated: 2020.03.03.

Body/Facedown Mid -15mm 2/Area Scan (61x61x1): Interpolated grid: dx=1.500 mm, dy=1.500 mm

Reference Value = 7.685 V/m; Power Drift = -0.07 dB

Fast SAR: SAR(1 g) = 0.132 mW/g; SAR(10 g) = 0.084 mW/g

Maximum value of SAR (interpolated) = 0.146 W/kg

Body/Facedown Mid -15mm 2/Zoom Scan (5x5x7)/Cube 0: Measurement grid:

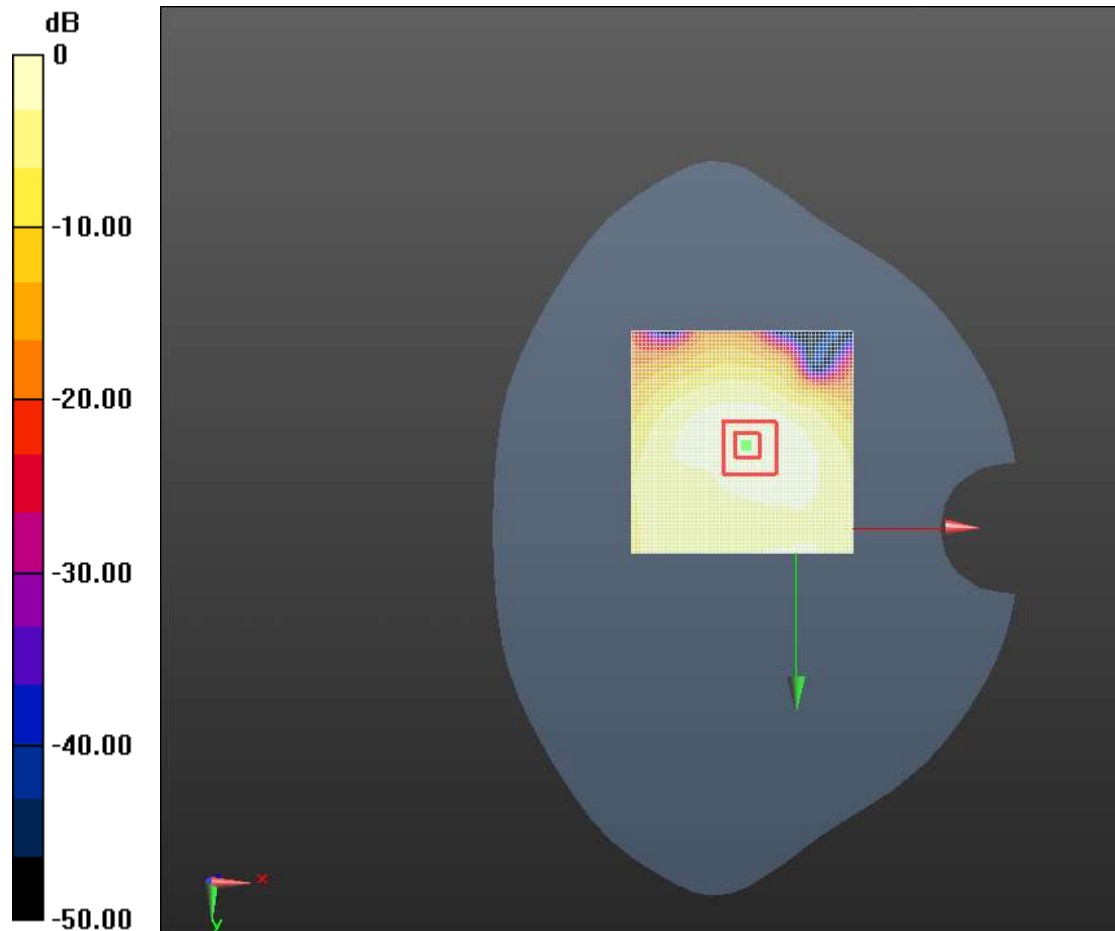
dx=8mm, dy=8mm, dz=5mm

Reference Value = 7.685 V/m; Power Drift = -0.07 dB

Peak SAR (extrapolated) = 0.212 mW/g

SAR(1 g) = 0.131 mW/g; SAR(10 g) = 0.078 mW/g

Maximum value of SAR (measured) = 0.144 W/kg



0 dB = 0.146 W/kg = -16.73 dB W/kg

1.1.27 LTE Band7 Head Right Cheek Mid

Medium: HSL2600

Communication System: LTE-FDD(CE); Communication System Band: Band7(20MHz); Frequency: 2535 MHz; Duty Cycle: 1:1

Medium parameters used: $f = 2600$ MHz; $\sigma = 1.92$ mho/m; $\epsilon_r = 38.7$; $\rho = 1000$ kg/m³

Phantom section: Right Section

Measurement Standard: DASYS (IEEE/IEC/ANSI C63.19-2007)

DASY5 Configuration: Probe: EX3DV4 - SN3881; ConvF(7.49, 7.49, 7.49); Calibrated: 2020.06.16.;

Electronics: DAE4 Sn876; Calibrated: 2020.03.03.

Head Right/Cheek Mid/Area Scan (61x61x1): Interpolated grid: dx=1.500 mm, dy=1.500 mm

Reference Value = 1.555 V/m; Power Drift = 0.14 dB

Fast SAR: SAR(1 g) = 0.075 mW/g; SAR(10 g) = 0.035 mW/g

Maximum value of SAR (interpolated) = 0.103 W/kg

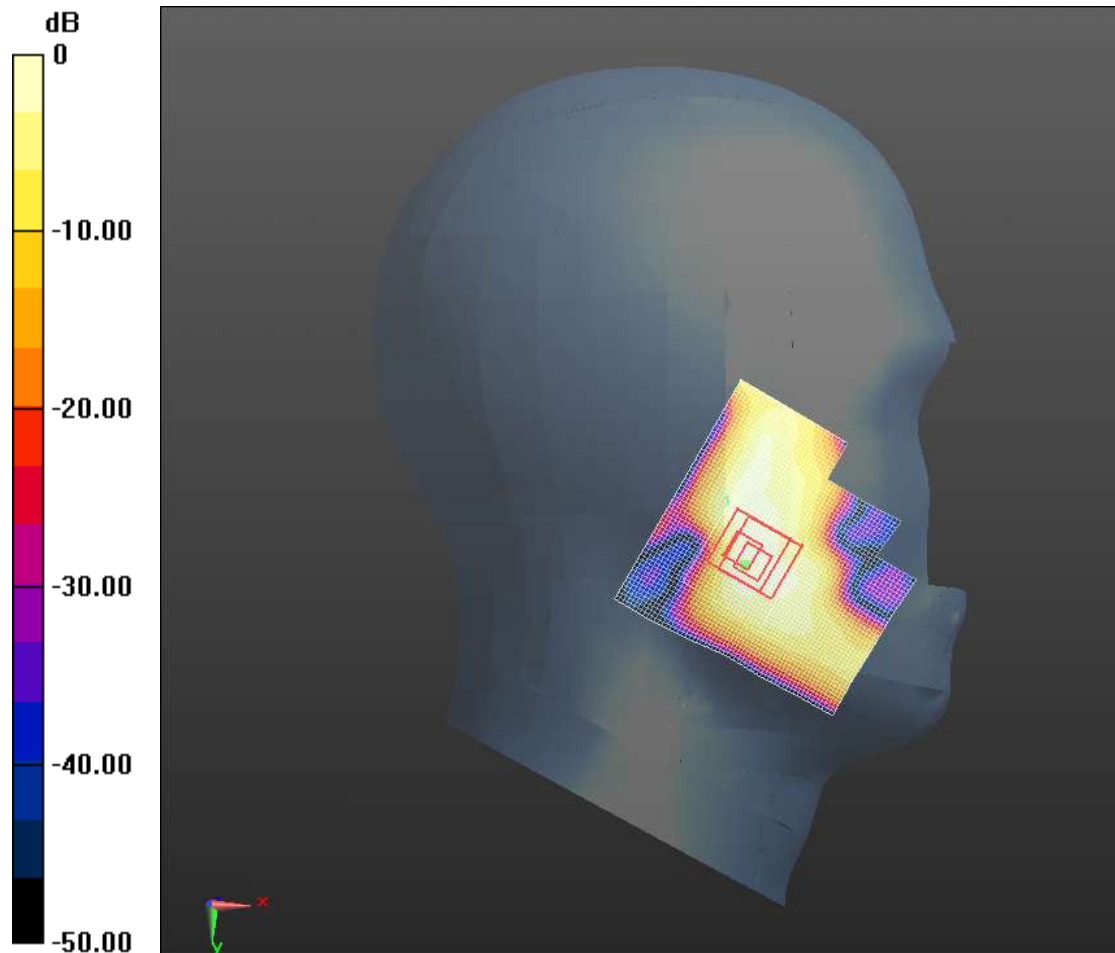
Head Right/Cheek Mid/Zoom Scan (5x5x7)/Cube 0: Measurement grid: dx=8mm, dy=8mm, dz=5mm

Reference Value = 1.555 V/m; Power Drift = 0.14 dB

Peak SAR (extrapolated) = 0.098 mW/g

SAR(1 g) = 0.060 mW/g; SAR(10 g) = 0.031 mW/g

Maximum value of SAR (measured) = 0.0632 W/kg



0 dB = 0.103 W/kg = -19.76 dB W/kg

1.1.28 LTE Band7 Body Back Side Mid 10mm

Medium: HSL2600

Communication System: LTE-FDD(CE); Communication System Band: Band7(20MHz); Frequency: 2535 MHz; Duty Cycle: 1:1

Medium parameters used: $f = 2600$ MHz; $\sigma = 1.92$ mho/m; $\epsilon_r = 38.7$; $\rho = 1000$ kg/m³

Phantom section: Right Section

Measurement Standard: DASY5 (IEEE/IEC/ANSI C63.19-2007)

DASY5 Configuration: Probe: EX3DV4 - SN3881; ConvF(7.49, 7.49, 7.49); Calibrated: 2020.06.16.;

Electronics: DAE4 Sn876; Calibrated: 2020.03.03.

Body/Facedown Mid -down 4-10mm 2/Area Scan (61x61x1): Interpolated grid: dx=1.500 mm, dy=1.500 mm

Reference Value = 4.540 V/m; Power Drift = 0.19 dB

Fast SAR: SAR(1 g) = 0.493 mW/g; SAR(10 g) = 0.241 mW/g

Maximum value of SAR (interpolated) = 0.623 W/kg

Body/Facedown Mid -down 4-10mm 2/Zoom Scan (5x5x7)/Cube 0:

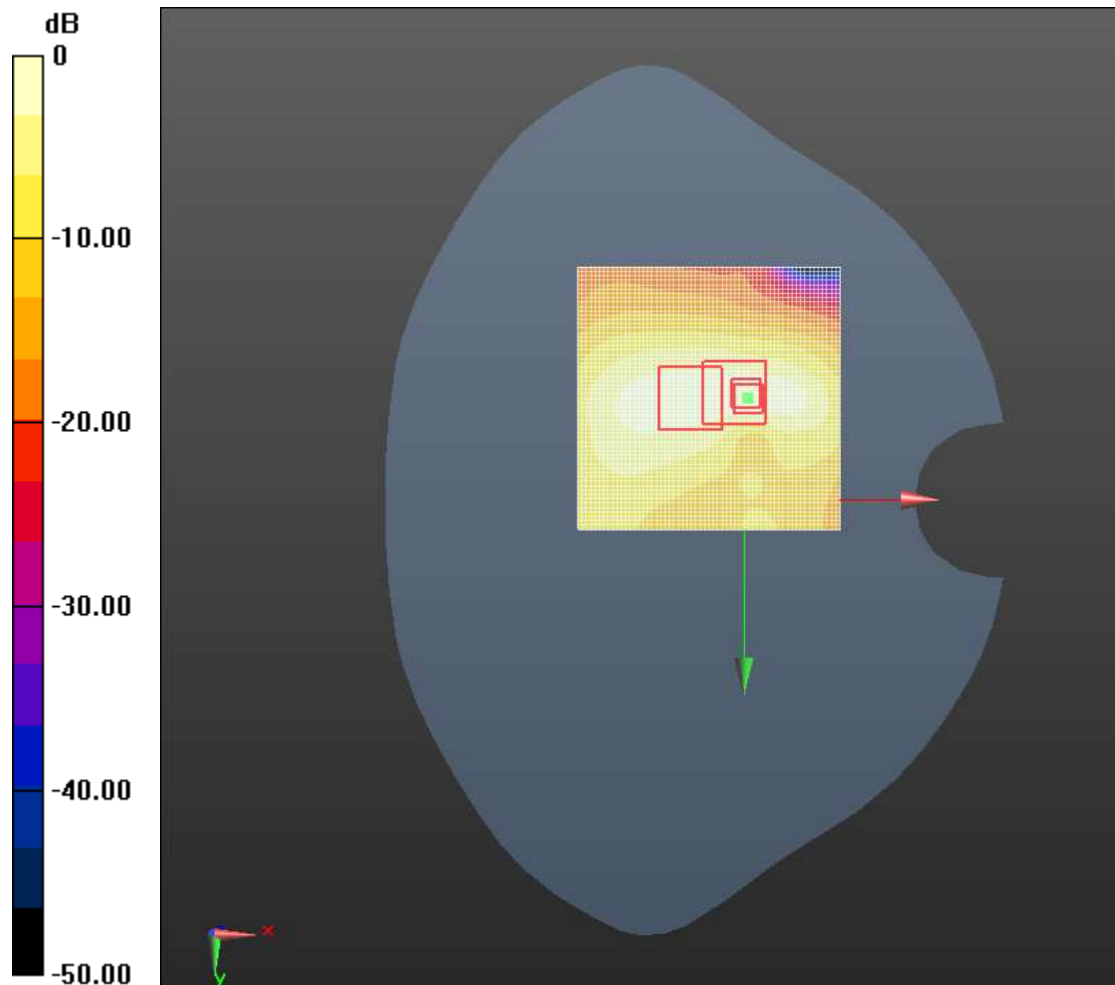
Measurement grid: dx=8mm, dy=8mm, dz=5mm

Reference Value = 4.540 V/m; Power Drift = 0.19 dB

Peak SAR (extrapolated) = 1.110 mW/g

SAR(1 g) = 0.532 mW/g; SAR(10 g) = 0.249 mW/g

Maximum value of SAR (measured) = 0.612 W/kg



0 dB = 0.623 W/kg = -4.11 dB W/kg

1.1.29 LTE Band7 Body Back Side Mid 0mm

Medium: HSL2600

Communication System: LTE-FDD(CE); Communication System Band: Band7(20MHz); Frequency: 2535 MHz; Duty Cycle: 1:1

Medium parameters used: $f = 2600$ MHz; $\sigma = 1.92$ mho/m; $\epsilon_r = 38.7$; $\rho = 1000$ kg/m³

Phantom section: Flat Section

Measurement Standard: DASYS (IEEE/IEC/ANSI C63.19-2007)

DASY5 Configuration: Probe: EX3DV4 - SN3881; ConvF(7.49, 7.49, 7.49); Calibrated: 2020.06.16.; Electronics: DAE4 Sn876; Calibrated: 2020.03.03.

Body/Facedown Mid -down 0mm 2 2/Area Scan (61x61x1): Interpolated grid:
dx=1.500 mm, dy=1.500 mm

Reference Value = 5.680 V/m; Power Drift = 0.10 dB

Fast SAR: SAR(1 g) = 2.7 mW/g; SAR(10 g) = 1.29 mW/g

Maximum value of SAR (interpolated) = 3.10 W/kg

Body/Facedown Mid -down 0mm 2 2/Zoom Scan (5x5x7)/Cube 0:

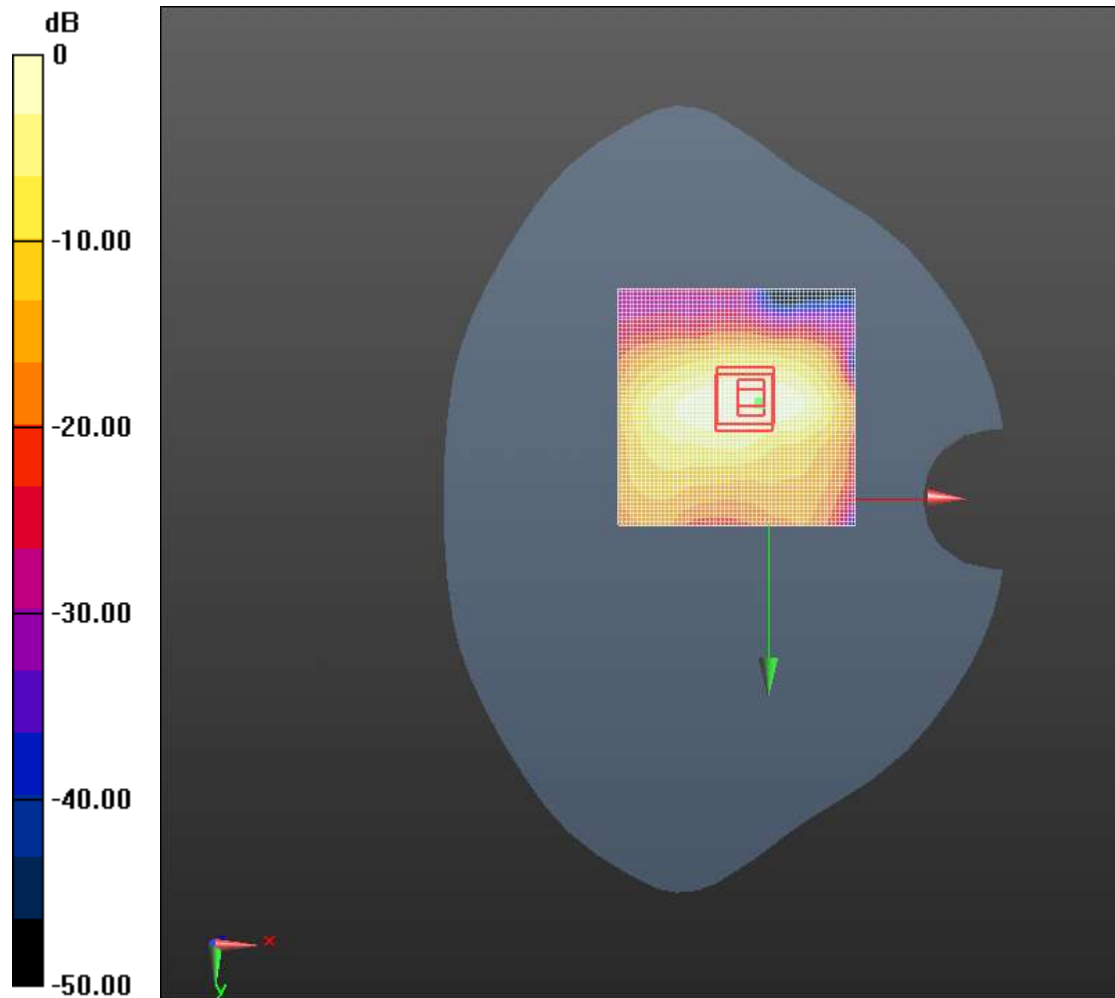
Measurement grid: dx=8mm, dy=8mm, dz=5mm

Reference Value = 5.680 V/m; Power Drift = 0.10 dB

Peak SAR (extrapolated) = 11.269 mW/g

SAR(1 g) = 3.83 mW/g; SAR(10 g) = 1.4 mW/g

Maximum value of SAR (measured) = 3.90 W/kg



0 dB = 3.10 W/kg = 9.84 dB W/kg

1.1.30 LTE Band7 Body Back Side Mid 15mm

Medium: HSL2600

Communication System: LTE-FDD(CE); Communication System Band: Band7(20MHz); Frequency: 2535 MHz; Duty Cycle: 1:1

Medium parameters used: $f = 2600$ MHz; $\sigma = 1.92$ mho/m; $\epsilon_r = 38.7$; $\rho = 1000$ kg/m³

Phantom section: Flat Section

Measurement Standard: DASYS (IEEE/IEC/ANSI C63.19-2007)

DASY5 Configuration: Probe: EX3DV4 - SN3881; ConvF(7.49, 7.49, 7.49); Calibrated: 2020.06.16.;

Electronics: DAE4 Sn876; Calibrated: 2020.03.03.

Body/Facedown Mid -down 2/Area Scan (61x61x1): Interpolated grid: dx=1.500 mm, dy=1.500 mm

Reference Value = 1.420 V/m; Power Drift = 0.02 dB

Fast SAR: SAR(1 g) = 0.140 mW/g; SAR(10 g) = 0.061 mW/g

Maximum value of SAR (interpolated) = 0.166 W/kg

Body/Facedown Mid -down 2/Zoom Scan (5x5x7)/Cube 0: Measurement grid:

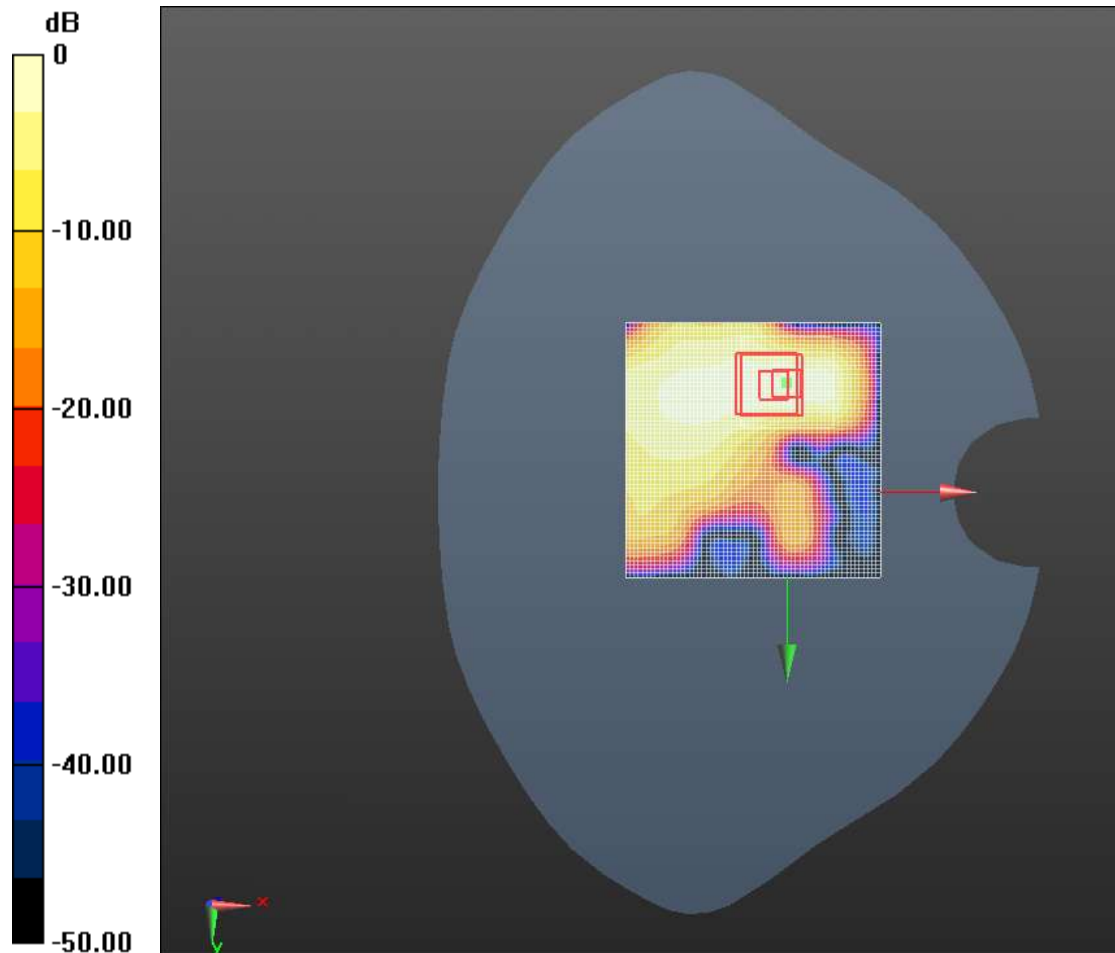
dx=8mm, dy=8mm, dz=5mm

Reference Value = 1.420 V/m; Power Drift = 0.02 dB

Peak SAR (extrapolated) = 0.192 mW/g

SAR(1 g) = 0.105 mW/g; SAR(10 g) = 0.050 mW/g

Maximum value of SAR (measured) = 0.120 W/kg



0 dB = 0.166 W/kg = -15.58 dB W/kg

1.1.31 LTE Band12 Head Right Cheek Mid

Medium: HSL750

Communication System: LTE-FDD(CE); Communication System Band: Band12; Frequency: 707.5 MHz; Duty Cycle: 1:1

Medium parameters used (interpolated): $f = 707.5$ MHz; $\sigma = 0.858$ mho/m; $\epsilon_r = 42.446$; $\rho = 1000$ kg/m³

Phantom section: Right Section

Measurement Standard: DASYS (IEEE/IEC/ANSI C63.19-2007)

DASY5 Configuration: Probe: EX3DV4 - SN3881; ConvF(9.7, 9.7, 9.7); Calibrated: 2020.06.16.;

Electronics: DAE4 Sn876; Calibrated: 2020.03.03.

Head Right/Cheek Mid 2/Area Scan (61x61x1): Interpolated grid: dx=1.500 mm, dy=1.500 mm

Reference Value = 5.235 V/m; Power Drift = 0.17 dB

Fast SAR: SAR(1 g) = 0.133 mW/g; SAR(10 g) = 0.094 mW/g

Maximum value of SAR (interpolated) = 0.140 W/kg

Head Right/Cheek Mid 2/Zoom Scan (5x5x7)/Cube 0: Measurement grid:


dx=8mm, dy=8mm, dz=5mm

Reference Value = 5.235 V/m; Power Drift = 0.17 dB

Peak SAR (extrapolated) = 0.164 mW/g

SAR(1 g) = 0.134 mW/g; SAR(10 g) = 0.103 mW/g

Maximum value of SAR (measured) = 0.140 W/kg



0 dB = 0.140 W/kg = -17.07 dB W/kg

1.1.32 LTE Band12 Body Back Side Mid 10mm

Medium: HSL750

Communication System: LTE-FDD(CE); Communication System Band: Band12; Frequency: 707.5 MHz; Duty Cycle: 1:1

Medium parameters used (interpolated): $f = 707.5$ MHz; $\sigma = 0.858$ mho/m; $\epsilon_r = 42.446$; $\rho = 1000$ kg/m³

Phantom section: Flat Section

Measurement Standard: DASYS (IEEE/IEC/ANSI C63.19-2007)

DASY5 Configuration: Probe: EX3DV4 - SN3881; ConvF(9.7, 9.7, 9.7); Calibrated: 2020.06.16.;

Electronics: DAE4 Sn876; Calibrated: 2020.03.03.

Body/Facedown Mid-10mm 4/Area Scan (61x61x1): Interpolated grid: dx=1.500 mm, dy=1.500 mm

Reference Value = 13.261 V/m; Power Drift = 0.03 dB

Fast SAR: SAR(1 g) = 0.207 mW/g; SAR(10 g) = 0.148 mW/g

Maximum value of SAR (interpolated) = 0.217 W/kg

Body/Facedown Mid-10mm 4/Zoom Scan (5x5x7)/Cube 0: Measurement grid:

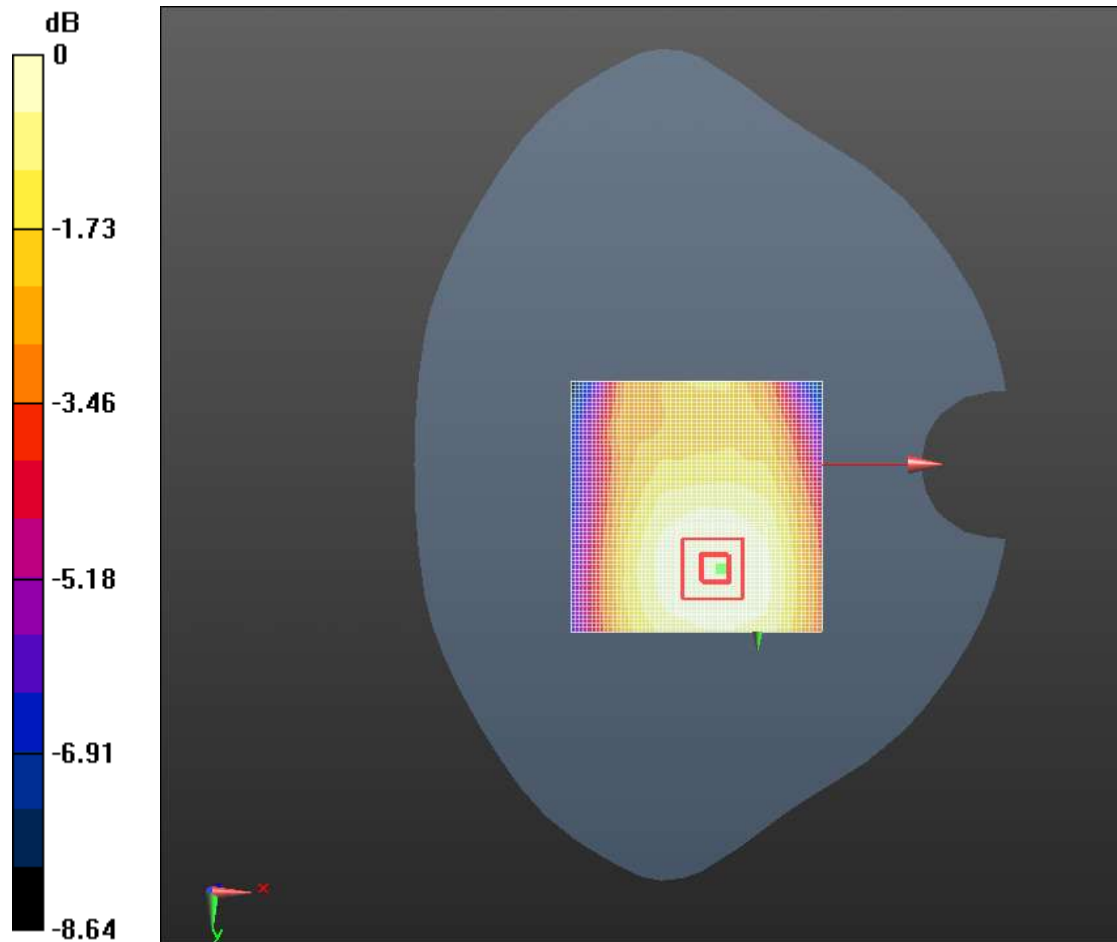
dx=8mm, dy=8mm, dz=5mm

Reference Value = 13.261 V/m; Power Drift = 0.03 dB

Peak SAR (extrapolated) = 0.263 mW/g

SAR(1 g) = 0.208 mW/g; SAR(10 g) = 0.157 mW/g

Maximum value of SAR (measured) = 0.218 W/kg



0 dB = 0.217 W/kg = -13.29 dB W/kg

1.1.33 LTE Band12 Body Back Side Mid 15mm

Medium: HSL750

Communication System: LTE-FDD(CE); Communication System Band: Band12; Frequency: 707.5 MHz; Duty Cycle: 1:1

Medium parameters used (interpolated): $f = 707.5$ MHz; $\sigma = 0.858$ mho/m; $\epsilon_r = 42.446$; $\rho = 1000$ kg/m³

Phantom section: Flat Section

Measurement Standard: DASYS (IEEE/IEC/ANSI C63.19-2007)

DASY5 Configuration: Probe: EX3DV4 - SN3881; ConvF(9.7, 9.7, 9.7); Calibrated: 2020.06.16.;

Electronics: DAE4 Sn876; Calibrated: 2020.03.03.

Body/Facedown Mid-15mm 2/Area Scan (61x61x1): Interpolated grid: dx=1.500 mm, dy=1.500 mm

Reference Value = 11.830 V/m; Power Drift = 0.02 dB

Fast SAR: SAR(1 g) = 0.184 mW/g; SAR(10 g) = 0.132 mW/g

Maximum value of SAR (interpolated) = 0.193 W/kg

Body/Facedown Mid-15mm 2/Zoom Scan (5x5x7)/Cube 0: Measurement grid:

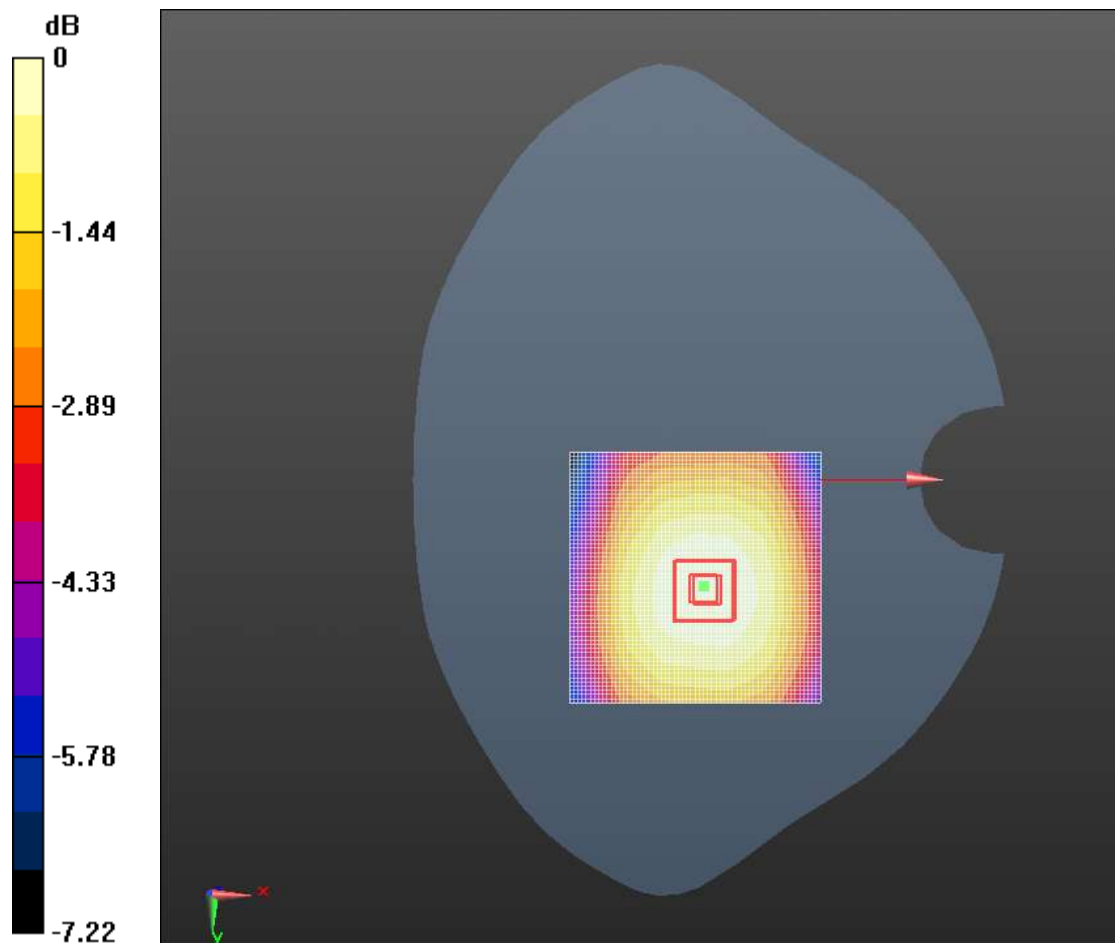
dx=8mm, dy=8mm, dz=5mm

Reference Value = 11.830 V/m; Power Drift = 0.02 dB

Peak SAR (extrapolated) = 0.237 mW/g

SAR(1 g) = 0.185 mW/g; SAR(10 g) = 0.139 mW/g

Maximum value of SAR (measured) = 0.195 W/kg



0 dB = 0.193 W/kg = -14.28 dB W/kg

1.1.34 LTE Band17 Head Right Cjheek Mid

Medium: HSL750

Communication System: LTE-FDD(CE); Communication System Band: Band17; Frequency: 710 MHz; Duty Cycle: 1:1

Medium parameters used (interpolated): $f = 710$ MHz; $\sigma = 0.86$ mho/m; $\epsilon_r = 42.412$; $\rho = 1000$ kg/m³

Phantom section: Right Section

Measurement Standard: DASYS (IEEE/IEC/ANSI C63.19-2007)

DASY5 Configuration: Probe: EX3DV4 - SN3881; ConvF(9.7, 9.7, 9.7); Calibrated: 2020.06.16.;

Electronics: DAE4 Sn876; Calibrated: 2020.03.03.

Head Right/Cheek Mid 2/Area Scan (61x61x1): Interpolated grid: dx=1.500 mm, dy=1.500 mm

Reference Value = 3.744 V/m; Power Drift = 0.04 dB

Fast SAR: SAR(1 g) = 0.145 mW/g; SAR(10 g) = 0.101 mW/g

Maximum value of SAR (interpolated) = 0.155 W/kg

Head Right/Cheek Mid 2/Zoom Scan (5x5x7)/Cube 0: Measurement grid:

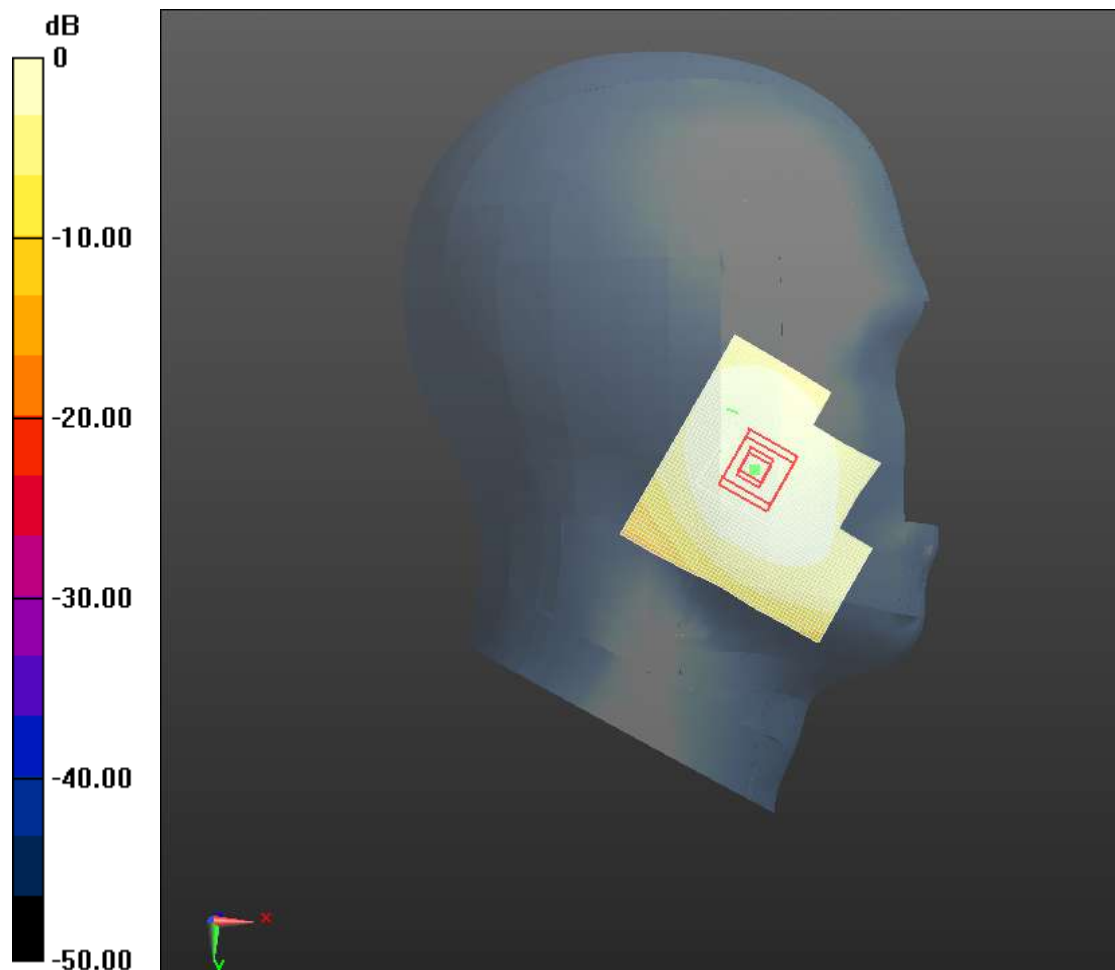
dx=8mm, dy=8mm, dz=5mm

Reference Value = 3.744 V/m; Power Drift = 0.04 dB

Peak SAR (extrapolated) = 0.178 mW/g

SAR(1 g) = 0.143 mW/g; SAR(10 g) = 0.109 mW/g

Maximum value of SAR (measured) = 0.149 W/kg



0 dB = 0.155 W/kg = -16.22 dB W/kg

1.1.35 LTE Band17 Body Back Side Mid 10mm

Medium: HSL750

Communication System: LTE-FDD(CE); Communication System Band: Band17; Frequency: 710 MHz; Duty Cycle: 1:1

Medium parameters used (interpolated): $f = 710$ MHz; $\sigma = 0.86$ mho/m; $\epsilon_r = 42.412$; $\rho = 1000$ kg/m³

Phantom section: Flat Section

Measurement Standard: DASYS (IEEE/IEC/ANSI C63.19-2007)

DASY5 Configuration: Probe: EX3DV4 - SN3881; ConvF(9.7, 9.7, 9.7); Calibrated: 2020.06.16.;

Electronics: DAE4 Sn876; Calibrated: 2020.03.03.

Body/Facedown Mid-10 2/Area Scan (61x61x1): Interpolated grid: dx=1.500 mm, dy=1.500 mm

Reference Value = 13.266 V/m; Power Drift = 0.00 dB

Fast SAR: SAR(1 g) = 0.214 mW/g; SAR(10 g) = 0.153 mW/g

Maximum value of SAR (interpolated) = 0.224 W/kg

Body/Facedown Mid-10 2/Zoom Scan (5x5x7)/Cube 0: Measurement grid:

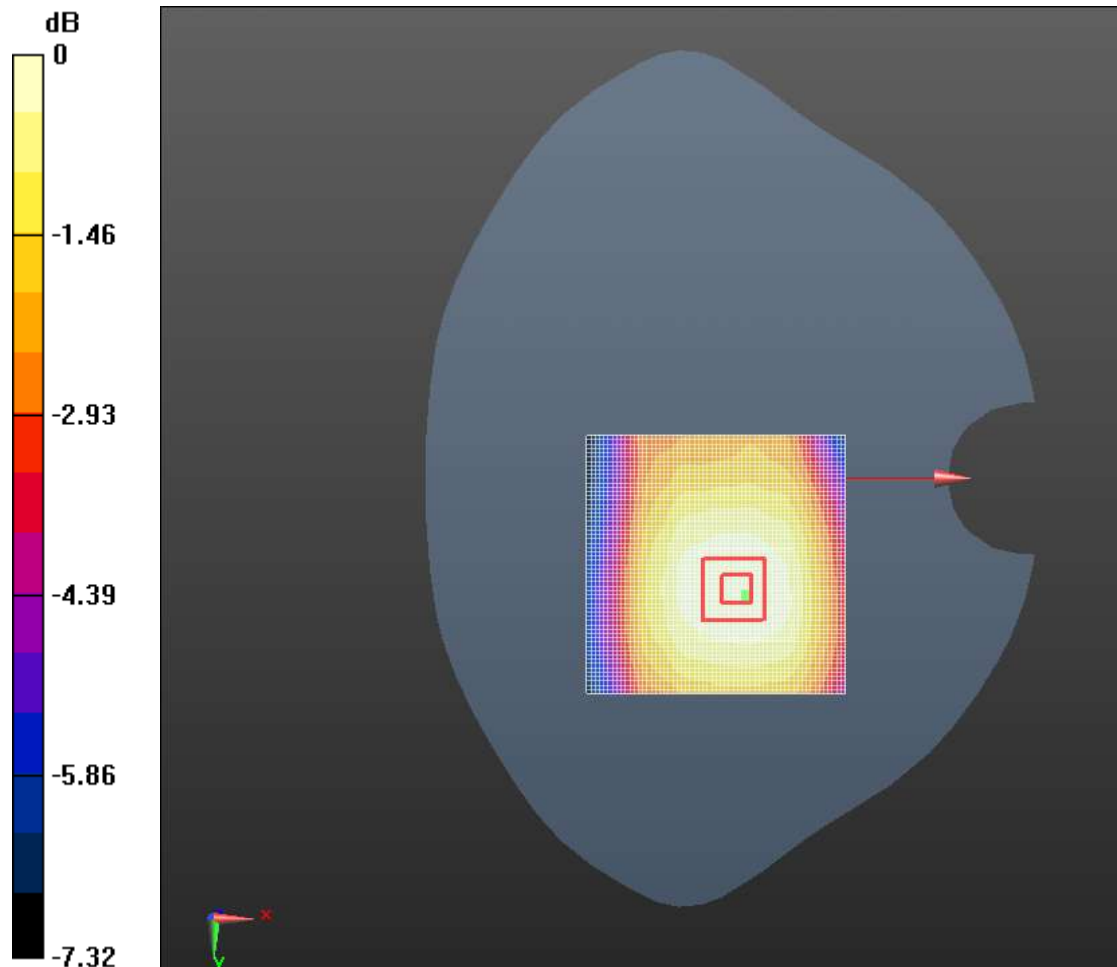
dx=8mm, dy=8mm, dz=5mm

Reference Value = 13.266 V/m; Power Drift = 0.00 dB

Peak SAR (extrapolated) = 0.272 mW/g

SAR(1 g) = 0.214 mW/g; SAR(10 g) = 0.162 mW/g

Maximum value of SAR (measured) = 0.224 W/kg



0 dB = 0.224 W/kg = -13.00 dB W/kg

1.1.36 LTE Band17 Body Back Side Mid 15mm

Medium: HSL750

Communication System: LTE-FDD(CE); Communication System Band: Band17; Frequency: 710 MHz; Duty Cycle: 1:1

Medium parameters used (interpolated): $f = 710$ MHz; $\sigma = 0.86$ mho/m; $\epsilon_r = 42.412$; $\rho = 1000$ kg/m³

Phantom section: Flat Section

Measurement Standard: DASYS (IEEE/IEC/ANSI C63.19-2007)

DASY5 Configuration: Probe: EX3DV4 - SN3881; ConvF(9.7, 9.7, 9.7); Calibrated: 2020.06.16.;

Electronics: DAE4 Sn876; Calibrated: 2020.03.03.

Body/Facedown Mid-15-1/Area Scan (61x61x1): Interpolated grid: dx=1.500 mm, dy=1.500 mm

Reference Value = 11.903 V/m; Power Drift = -0.03 dB

Fast SAR: SAR(1 g) = 0.188 mW/g; SAR(10 g) = 0.134 mW/g

Maximum value of SAR (interpolated) = 0.197 W/kg

Body/Facedown Mid-15-1/Zoom Scan (5x5x7)/Cube 0: Measurement grid:

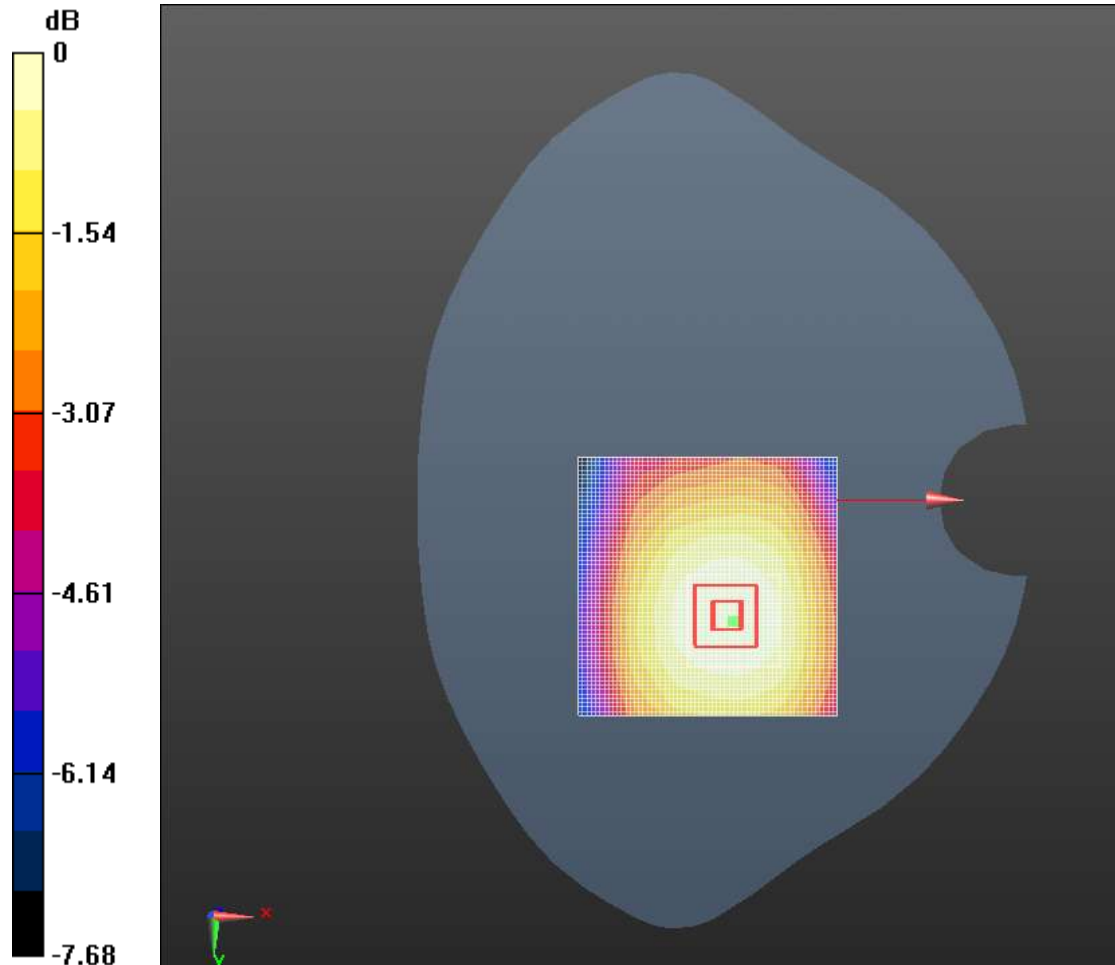
dx=8mm, dy=8mm, dz=5mm

Reference Value = 11.903 V/m; Power Drift = -0.03 dB

Peak SAR (extrapolated) = 0.241 mW/g

SAR(1 g) = 0.188 mW/g; SAR(10 g) = 0.140 mW/g

Maximum value of SAR (measured) = 0.197 W/kg



0 dB = 0.197 W/kg = -14.12 dB W/kg

1.1.37 LTE Band26 Head Right Cheek Mid

Medium: HSL900

Communication System: LTE-FDD(CE); Communication System Band: Band 26 ; Frequency: 831.5 MHz; Duty Cycle: 1:1

Medium parameters used (interpolated): $f = 831.5$ MHz; $\sigma = 0.887$ mho/m; $\epsilon_r = 41.542$; $\rho = 1000$ kg/m³

Phantom section: Right Section

Measurement Standard: DASYS (IEEE/IEC/ANSI C63.19-2007)

DASY5 Configuration: Probe: EX3DV4 - SN3881; ConvF(9.43, 9.43, 9.43); Calibrated: 2020.06.16.;

Electronics: DAE4 Sn876; Calibrated: 2020.03.03.

Head Right/Cheek Mid 2/Area Scan (61x61x1): Interpolated grid: dx=1.500 mm, dy=1.500 mm

Reference Value = 4.640 V/m; Power Drift = 0.18 dB

Fast SAR: SAR(1 g) = 0.173 mW/g; SAR(10 g) = 0.118 mW/g

Maximum value of SAR (interpolated) = 0.184 W/kg

Head Right/Cheek Mid 2/Zoom Scan (5x5x7)/Cube 0: Measurement grid:


dx=8mm, dy=8mm, dz=5mm

Reference Value = 4.640 V/m; Power Drift = 0.18 dB

Peak SAR (extrapolated) = 0.221 mW/g

SAR(1 g) = 0.173 mW/g; SAR(10 g) = 0.128 mW/g

Maximum value of SAR (measured) = 0.181 W/kg



0 dB = 0.184 W/kg = -14.68 dB W/kg

1.1.38 LTE Band26 Body Back Side Mid 10mm

Medium: HSL900

Communication System: LTE-FDD(CE); Communication System Band: Band 26 ; Frequency: 831.5 MHz; Duty Cycle: 1:1

Medium parameters used (interpolated): $f = 831.5$ MHz; $\sigma = 0.887$ mho/m; $\epsilon_r = 41.542$; $\rho = 1000$ kg/m³

Phantom section: Flat Section

Measurement Standard: DASYS (IEEE/IEC/ANSI C63.19-2007)

DASY5 Configuration: Probe: EX3DV4 - SN3881; ConvF(9.43, 9.43, 9.43); Calibrated: 2020.06.16.;

Electronics: DAE4 Sn876; Calibrated: 2020.03.03.

Body/Facedown Mid-10mm 2/Area Scan (61x61x1): Interpolated grid: dx=1.500 mm, dy=1.500 mm

Reference Value = 9.964 V/m; Power Drift = -0.01 dB

Fast SAR: SAR(1 g) = 0.210 mW/g; SAR(10 g) = 0.137 mW/g

Maximum value of SAR (interpolated) = 0.233 W/kg

Body/Facedown Mid-10mm 2/Zoom Scan (5x5x7)/Cube 0: Measurement grid:

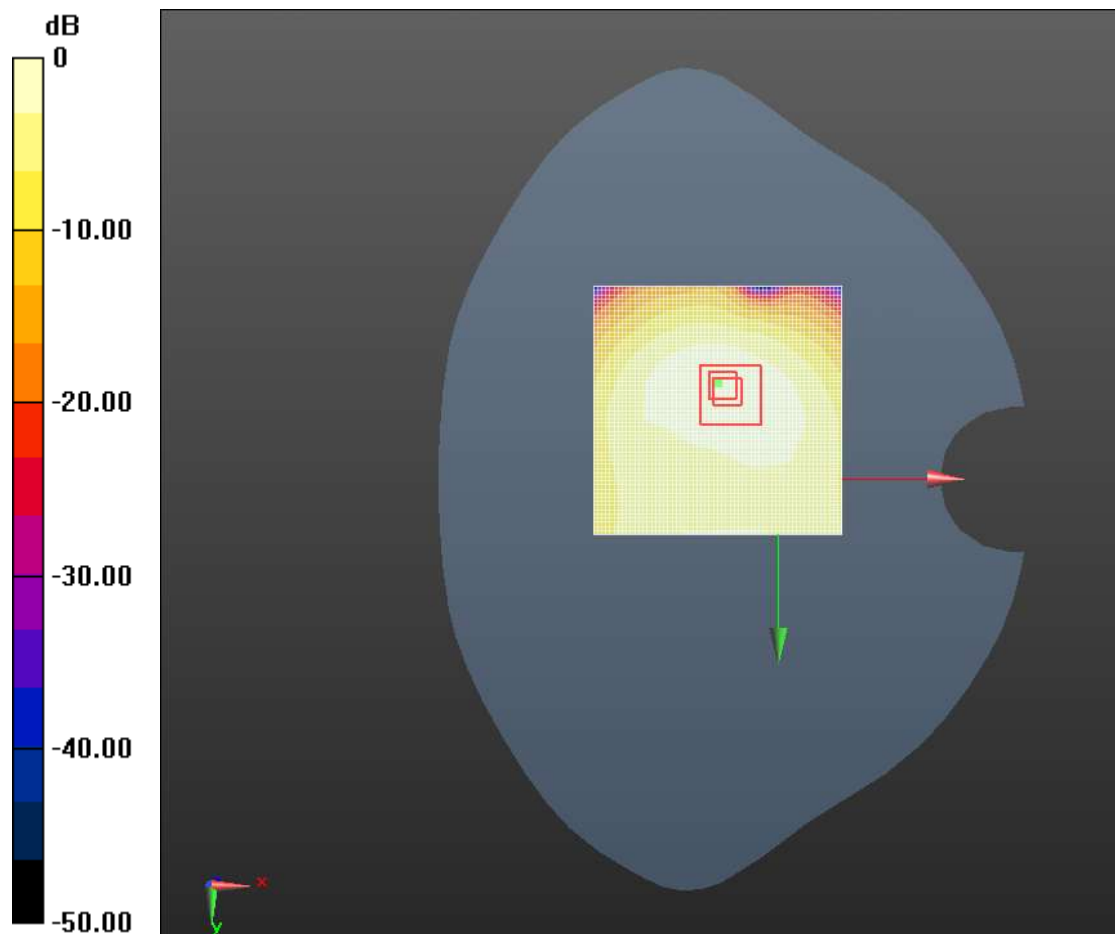
dx=8mm, dy=8mm, dz=5mm

Reference Value = 9.964 V/m; Power Drift = -0.01 dB

Peak SAR (extrapolated) = 0.367 mW/g

SAR(1 g) = 0.217 mW/g; SAR(10 g) = 0.126 mW/g

Maximum value of SAR (measured) = 0.232 W/kg



0 dB = 0.233 W/kg = -12.66 dB W/kg

1.1.39 LTE Band26 Body Back Side Mid 15mm

Medium: HSL900

Communication System: LTE-FDD(CE); Communication System Band: Band 26 ; Frequency: 831.5 MHz; Duty Cycle: 1:1

Medium parameters used (interpolated): $f = 831.5$ MHz; $\sigma = 0.887$ mho/m; $\epsilon_r = 41.542$; $\rho = 1000$ kg/m³

Phantom section: Flat Section

Measurement Standard: DASYS (IEEE/IEC/ANSI C63.19-2007)

DASY5 Configuration: Probe: EX3DV4 - SN3881; ConvF(9.43, 9.43, 9.43); Calibrated: 2020.06.16.;

Electronics: DAE4 Sn876; Calibrated: 2020.03.03.

Body/Facedown Mid-15mm 3/Area Scan (61x61x1): Interpolated grid: dx=1.500 mm, dy=1.500 mm

Reference Value = 7.239 V/m; Power Drift = 0.15 dB

Fast SAR: SAR(1 g) = 0.099 mW/g; SAR(10 g) = 0.065 mW/g

Maximum value of SAR (interpolated) = 0.109 W/kg

Body/Facedown Mid-15mm 3/Zoom Scan (5x5x7)/Cube 0: Measurement grid:


dx=8mm, dy=8mm, dz=5mm

Reference Value = 7.239 V/m; Power Drift = 0.15 dB

Peak SAR (extrapolated) = 0.165 mW/g

SAR(1 g) = 0.102 mW/g; SAR(10 g) = 0.060 mW/g

Maximum value of SAR (measured) = 0.109 W/kg



0 dB = 0.109 W/kg = -19.29 dB W/kg

1.1.40 LTE Band38 Head Right Cheek Mid

Medium: HSL2600

Communication System: LTE-TDD; Communication System Band: Band38(20MHz); Frequency: 2595 MHz; Duty Cycle: 1:1.58

Medium parameters used: $f = 2600$ MHz; $\sigma = 1.92$ mho/m; $\epsilon_r = 38.7$; $\rho = 1000$ kg/m³

Phantom section: Right Section

Measurement Standard: DASYS (IEEE/IEC/ANSI C63.19-2007)

DASY5 Configuration: Probe: EX3DV4 - SN3881; ConvF(7.3, 7.3, 7.3); Calibrated: 2020.06.16.;

Electronics: DAE4 Sn876; Calibrated: 2020.03.03.

Head Right/Cheek Mid/Area Scan (61x61x1): Interpolated grid: dx=1.500 mm, dy=1.500 mm

Reference Value = 0.723 V/m; Power Drift = 0.19 dB

Fast SAR: SAR(1 g) = 0.048 mW/g; SAR(10 g) = 0.019 mW/g

Maximum value of SAR (interpolated) = 0.0878 W/kg

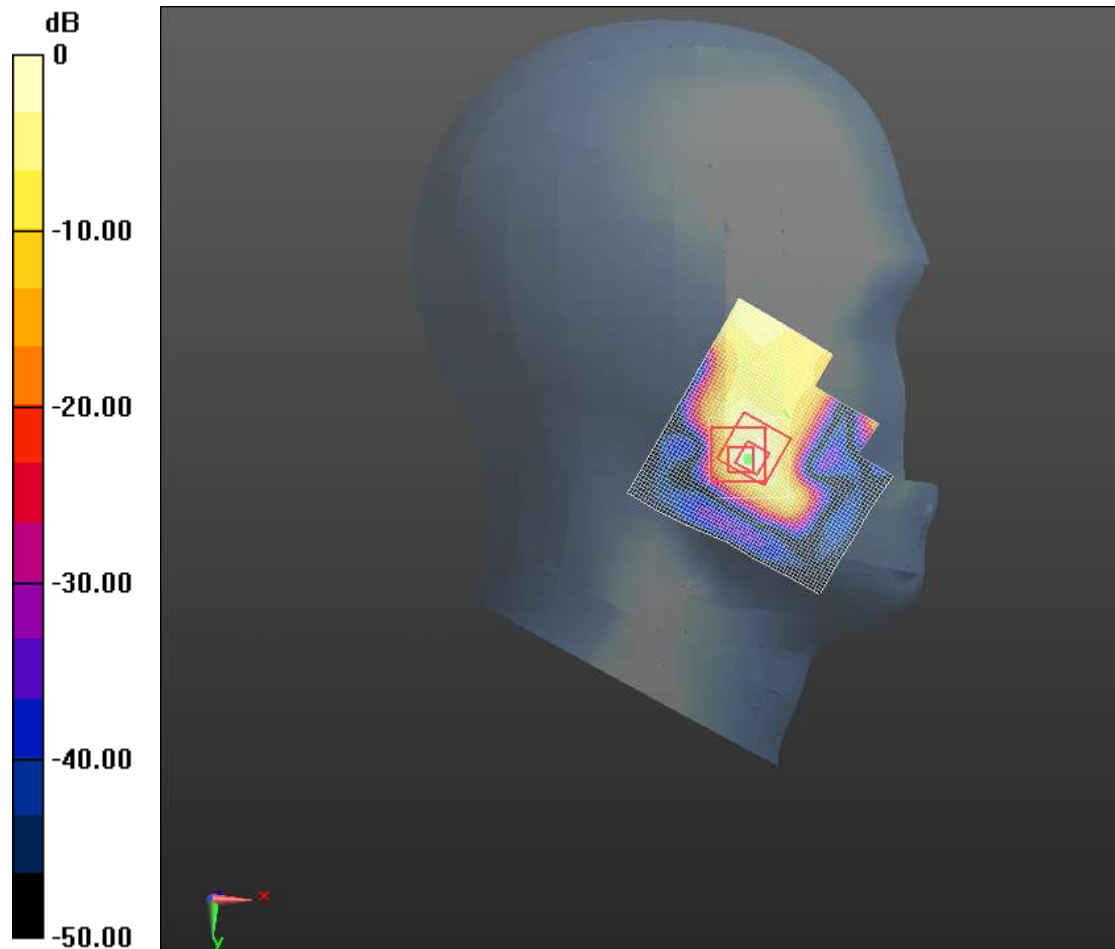
Head Right/Cheek Mid/Zoom Scan (5x5x7)/Cube 0: Measurement grid: dx=8mm, dy=8mm, dz=5mm

Reference Value = 0.723 V/m; Power Drift = 0.19 dB

Peak SAR (extrapolated) = 0.041 mW/g

SAR(1 g) = 0.022 mW/g; SAR(10 g) = 0.0096 mW/g

Maximum value of SAR (measured) = 0.0246 W/kg



0 dB = 0.0878 W/kg = -21.13 dB W/kg

1.1.41 LTE Band38 Body Back Side Mid 10mm

Medium: HSL2600

Communication System: LTE-TDD; Communication System Band: Band38(20MHz); Frequency: 2595 MHz; Duty Cycle: 1:1.58

Medium parameters used: $f = 2600$ MHz; $\sigma = 1.92$ mho/m; $\epsilon_r = 38.7$; $\rho = 1000$ kg/m³

Phantom section: Flat Section

Measurement Standard: DASYS (IEEE/IEC/ANSI C63.19-2007)

DASY5 Configuration: Probe: EX3DV4 - SN3881; ConvF(7.3, 7.3, 7.3); Calibrated: 2020.06.16.;

Electronics: DAE4 Sn876; Calibrated: 2020.03.03.

Body/Back Mid-10mm 2/Area Scan (61x61x1): Interpolated grid: dx=1.500 mm, dy=1.500 mm

Reference Value = 0.697 V/m; Power Drift = 0.11 dB

Fast SAR: SAR(1 g) = 0.153 mW/g; SAR(10 g) = 0.074 mW/g

Maximum value of SAR (interpolated) = 0.189 W/kg

Body/Back Mid-10mm 2/Zoom Scan (5x5x7)/Cube 0: Measurement grid:

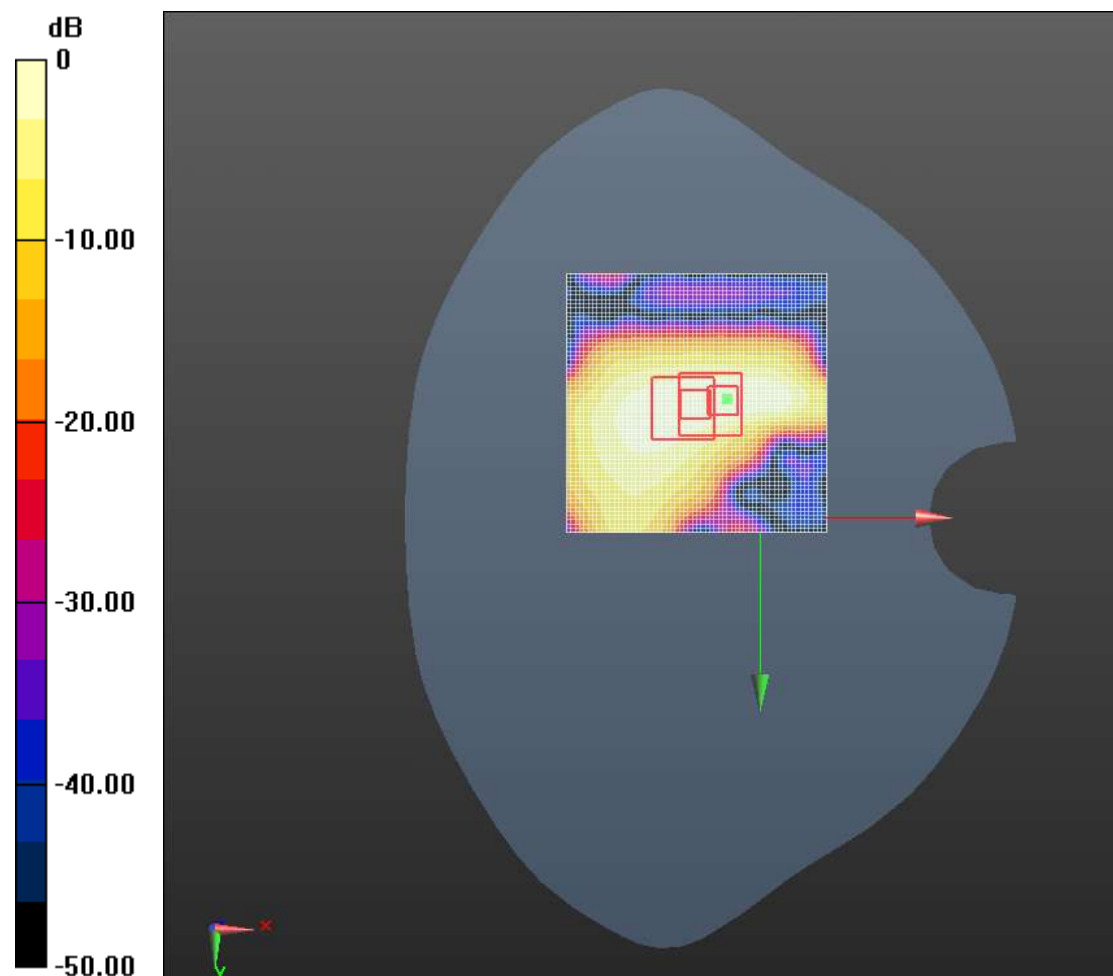
dx=8mm, dy=8mm, dz=5mm

Reference Value = 0.697 V/m; Power Drift = 0.11 dB

Peak SAR (extrapolated) = 0.267 mW/g

SAR(1 g) = 0.138 mW/g; SAR(10 g) = 0.063 mW/g

Maximum value of SAR (measured) = 0.158 W/kg



0 dB = 0.189 W/kg = -14.48 dB W/kg

1.1.42 LTE Band38 Body Back Side Mid 15mm

Medium: HSL2600

Communication System: LTE-TDD; Communication System Band: Band38(20MHz); Frequency: 2595 MHz; Duty Cycle: 1:1.58

Medium parameters used: $f = 2600$ MHz; $\sigma = 1.92$ mho/m; $\epsilon_r = 38.7$; $\rho = 1000$ kg/m³

Phantom section: Flat Section

Measurement Standard: DASYS (IEEE/IEC/ANSI C63.19-2007)

DASYS Configuration: Probe: EX3DV4 - SN3881; ConvF(7.3, 7.3, 7.3); Calibrated: 2020.06.16.;

Electronics: DAE4 Sn876; Calibrated: 2020.03.03.

Body/Back Mid-15mm 2 3/Area Scan (61x61x1): Interpolated grid: dx=1.500 mm, dy=1.500 mm

Reference Value = 0.394 V/m; Power Drift = 0.10 dB

Fast SAR: SAR(1 g) = 0.079 mW/g; SAR(10 g) = 0.038 mW/g

Maximum value of SAR (interpolated) = 0.0974 W/kg

Body/Back Mid-15mm 2 3/Zoom Scan (5x5x7)/Cube 0: Measurement grid:

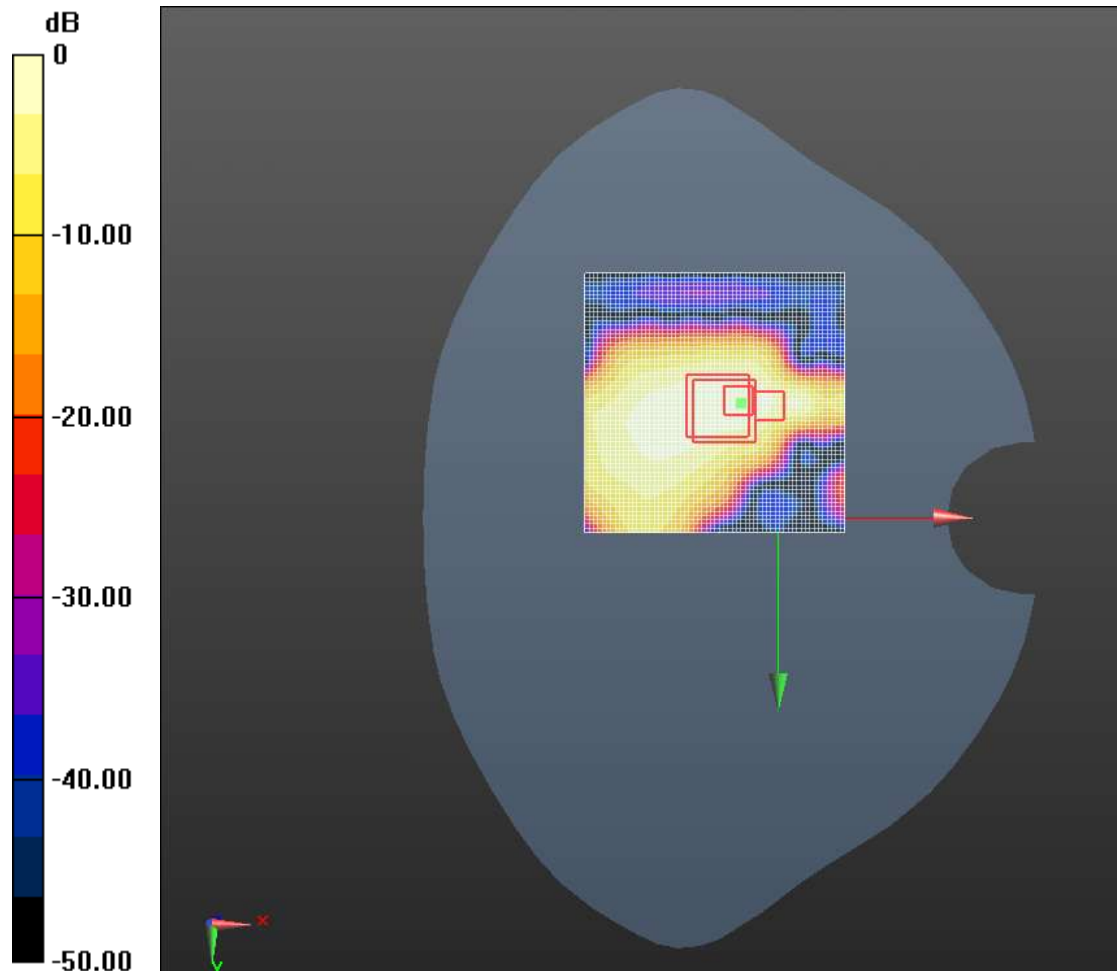
dx=8mm, dy=8mm, dz=5mm

Reference Value = 0.394 V/m; Power Drift = 0.10 dB

Peak SAR (extrapolated) = 0.192 mW/g

SAR(1 g) = 0.067 mW/g; SAR(10 g) = 0.031 mW/g

Maximum value of SAR (measured) = 0.0760 W/kg



0 dB = 0.0974 W/kg = -20.23 dB W/kg

1.1.43 LTE Band41 Head Right Cheek Mid

Medium: HSL2600

Communication System: LTE-TDD; Communication System Band: Band41(20MHz); Frequency: 2593 MHz; Duty Cycle: 1:1.58

Medium parameters used: $f = 2600$ MHz; $\sigma = 1.92$ mho/m; $\epsilon_r = 38.7$; $\rho = 1000$ kg/m³

Phantom section: Right Section

Measurement Standard: DASYS (IEEE/IEC/ANSI C63.19-2007)

DASY5 Configuration: Probe: EX3DV4 - SN3881; ConvF(7.3, 7.3, 7.3); Calibrated: 2020.06.16.;

Electronics: DAE4 Sn876; Calibrated: 2020.03.03.

Head Right/Cheek Mid up 2/Area Scan (61x61x1): Interpolated grid: dx=1.500 mm, dy=1.500 mm

Reference Value = 0 V/m; Power Drift = 0.00 dB

Fast SAR: SAR(1 g) = 0.071 mW/g; SAR(10 g) = 0.026 mW/g

Maximum value of SAR (interpolated) = 0.0466 W/kg

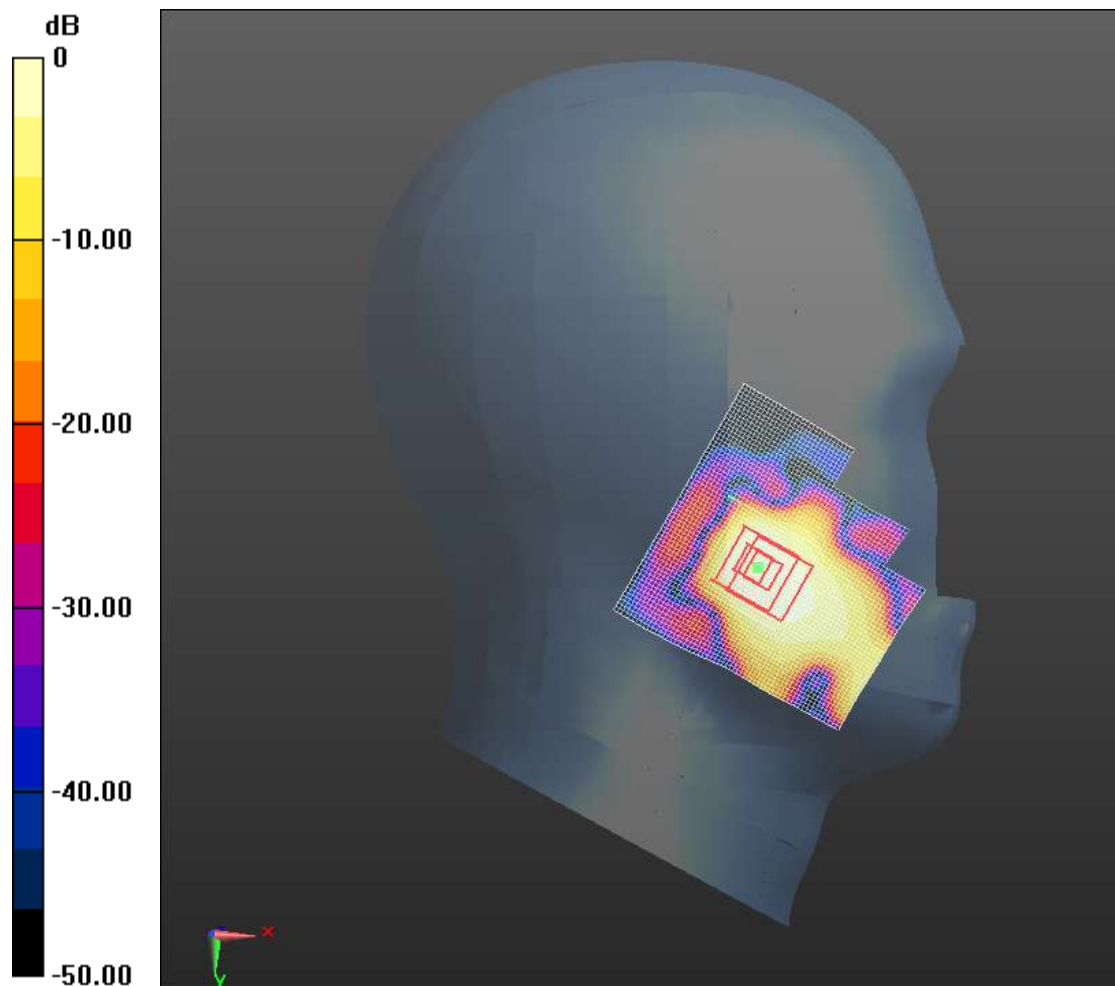
Head Right/Cheek Mid up 2/Zoom Scan (5x5x7)/Cube 0: Measurement grid: dx=8mm, dy=8mm, dz=5mm

Reference Value = 0 V/m; Power Drift = 0.00 dB

Peak SAR (extrapolated) = 0.105 mW/g

SAR(1 g) = 0.041 mW/g; SAR(10 g) = 0.016 mW/g

Maximum value of SAR (measured) = 0.0445 W/kg



0 dB = 0.0466 W/kg = -26.64 dB W/kg

1.1.44 LTE Band41 Body Back Side Mid 10mm

Medium: HSL2600

Communication System: LTE-TDD; Communication System Band: Band41(20MHz); Frequency: 2593 MHz; Duty Cycle: 1:1.58

Medium parameters used: $f = 2600$ MHz; $\sigma = 1.92$ mho/m; $\epsilon_r = 38.7$; $\rho = 1000$ kg/m³

Phantom section: Flat Section

Measurement Standard: DASYS (IEEE/IEC/ANSI C63.19-2007)

DASY5 Configuration: Probe: EX3DV4 - SN3881; ConvF(7.3, 7.3, 7.3); Calibrated: 2020.06.16.;

Electronics: DAE4 Sn876; Calibrated: 2020.03.03.

Body/Facedown Mid -down 3 3/Area Scan (61x61x1): Interpolated grid:

$dx=1.500$ mm, $dy=1.500$ mm

Reference Value = 0.974 V/m; Power Drift = 0.04 dB

Fast SAR: SAR(1 g) = 0.172 mW/g; SAR(10 g) = 0.084 mW/g

Maximum value of SAR (interpolated) = 0.210 W/kg

Body/Facedown Mid -down 3 3/Zoom Scan (5x5x7)/Cube 0: Measurement

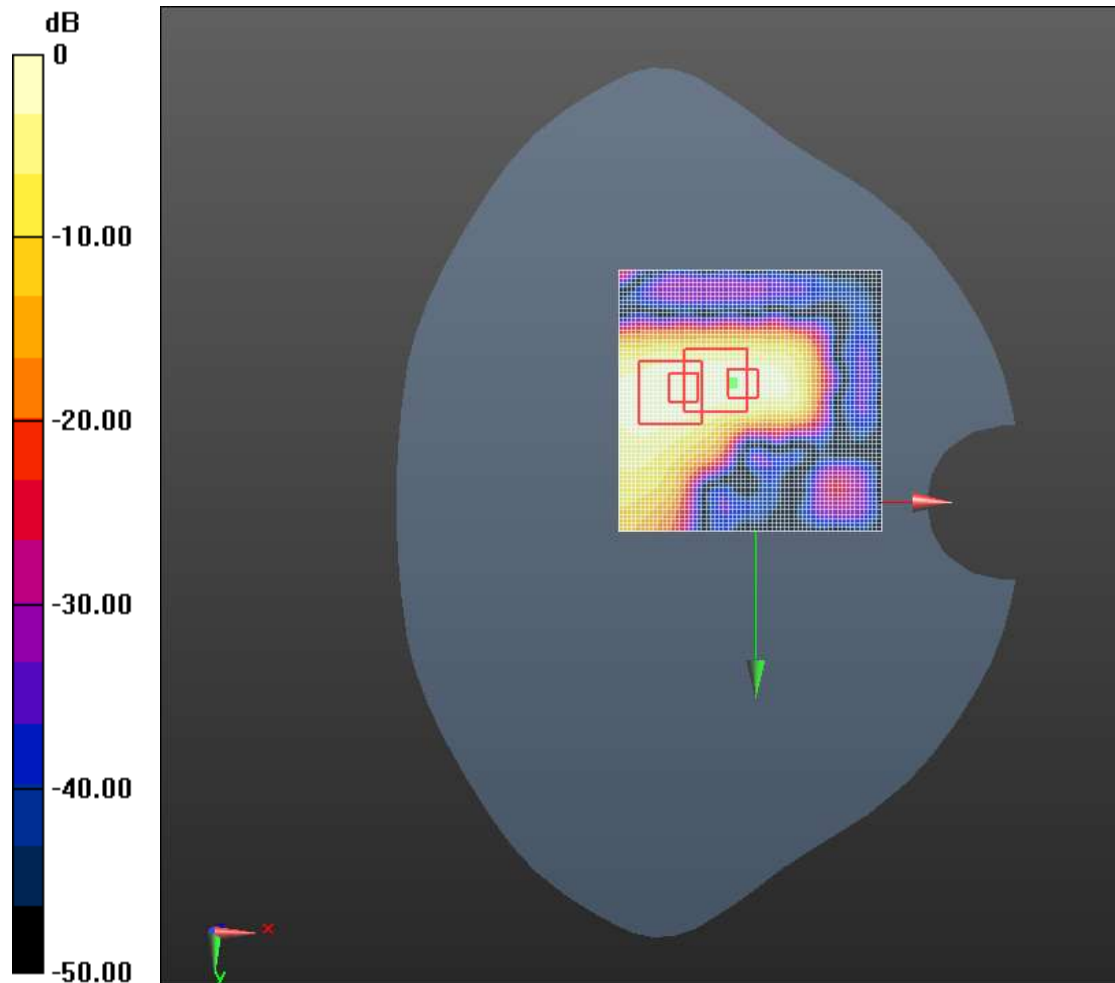
grid: $dx=8$ mm, $dy=8$ mm, $dz=5$ mm

Reference Value = 0.974 V/m; Power Drift = 0.04 dB

Peak SAR (extrapolated) = 0.357 mW/g

SAR(1 g) = 0.150 mW/g; SAR(10 g) = 0.069 mW/g

Maximum value of SAR (measured) = 0.172 W/kg



0 dB = 0.210 W/kg = -13.55 dB W/kg

1.1.45 LTE Band41 Body Back Side Mid 15mm

Medium: HSL2600

Communication System: LTE-TDD; Communication System Band: Band41(20MHz); Frequency: 2593 MHz; Duty Cycle: 1:1.58

Medium parameters used: $f = 2600$ MHz; $\sigma = 1.92$ mho/m; $\epsilon_r = 38.7$; $\rho = 1000$ kg/m³

Phantom section: Flat Section

Measurement Standard: DASYS (IEEE/IEC/ANSI C63.19-2007)

DASY5 Configuration: Probe: EX3DV4 - SN3881; ConvF(7.3, 7.3, 7.3); Calibrated: 2020.06.16.;

Electronics: DAE4 Sn876; Calibrated: 2020.03.03.

Body/Facedown Mid -down 3/Area Scan (61x61x1): Interpolated grid: dx=1.500 mm, dy=1.500 mm

Reference Value = 1.570 V/m; Power Drift = 0.20 dB

Fast SAR: SAR(1 g) = 0.164 mW/g; SAR(10 g) = 0.087 mW/g

Maximum value of SAR (interpolated) = 0.190 W/kg

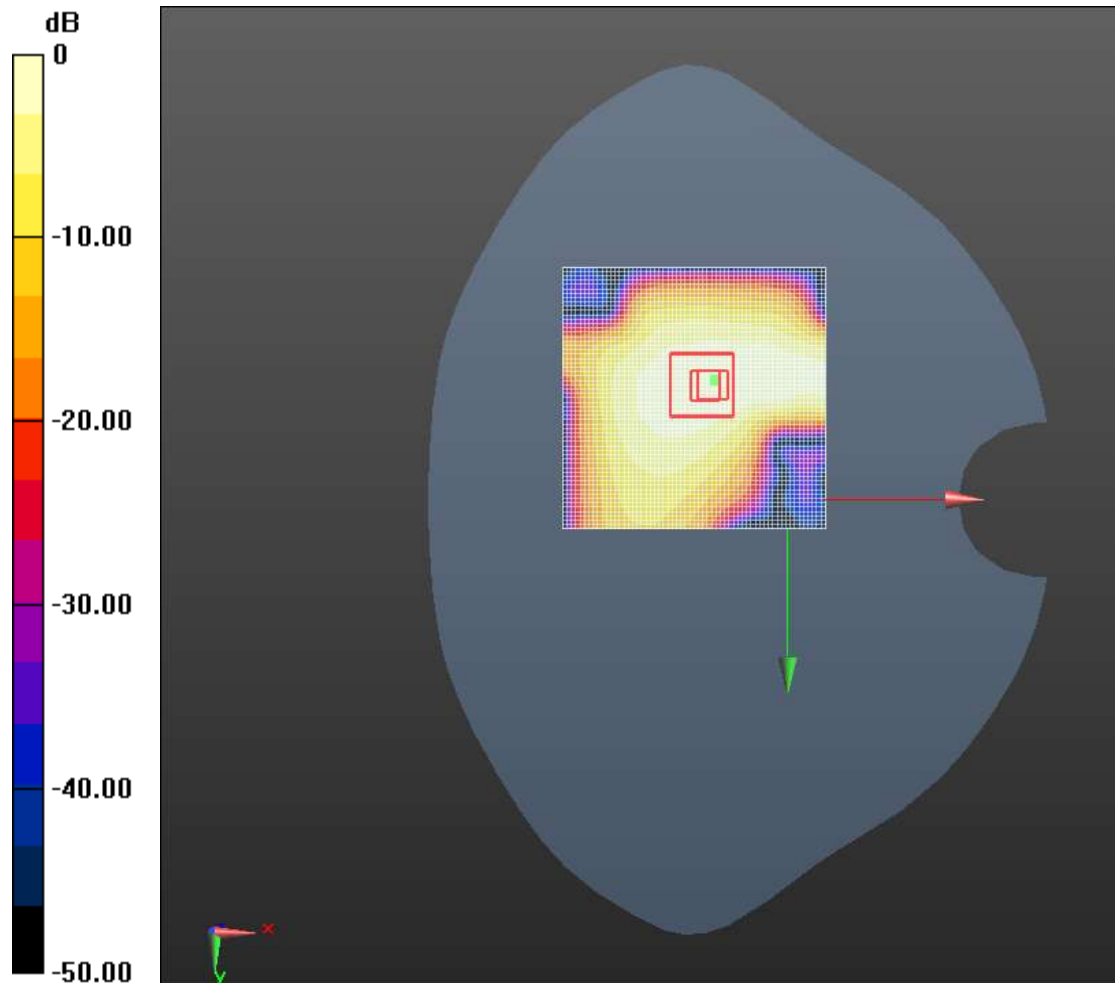
Body/Facedown Mid -down 3/Zoom Scan (5x5x7)/Cube 0: Measurement grid: dx=8mm, dy=8mm, dz=5mm

Reference Value = 1.570 V/m; Power Drift = 0.20 dB

Peak SAR (extrapolated) = 0.306 mW/g

SAR(1 g) = 0.165 mW/g; SAR(10 g) = 0.085 mW/g

Maximum value of SAR (measured) = 0.183 W/kg



0 dB = 0.190 W/kg = -14.43 dB W/kg

1.1.46 LTE Band66 Head Right Cheek Mid

Medium: HSL1750

Communication System: LTE-FDD(CE); Communication System Band: Band66; Frequency: 1755 MHz; Duty Cycle: 1:1

Medium parameters used (interpolated): $f = 1755$ MHz; $\sigma = 1.332$ mho/m; $\epsilon_r = 40.305$; $\rho = 1000$ kg/m³

Phantom section: Right Section

Measurement Standard: DASYS (IEEE/IEC/ANSI C63.19-2007)

DASY5 Configuration: Probe: EX3DV4 - SN3881; ConvF(8.3, 8.3, 8.3); Calibrated: 2020.06.16.;

Electronics: DAE4 Sn876; Calibrated: 2020.03.03.

Head Right/Cheek Mid 2/Area Scan (61x61x1): Interpolated grid: dx=1.500 mm, dy=1.500 mm

Reference Value = 1.697 V/m; Power Drift = 0.17 dB

Fast SAR: SAR(1 g) = 0.030 mW/g; SAR(10 g) = 0.015 mW/g

Maximum value of SAR (interpolated) = 0.0388 W/kg

Head Right/Cheek Mid 2/Zoom Scan (5x5x7)/Cube 0: Measurement grid:

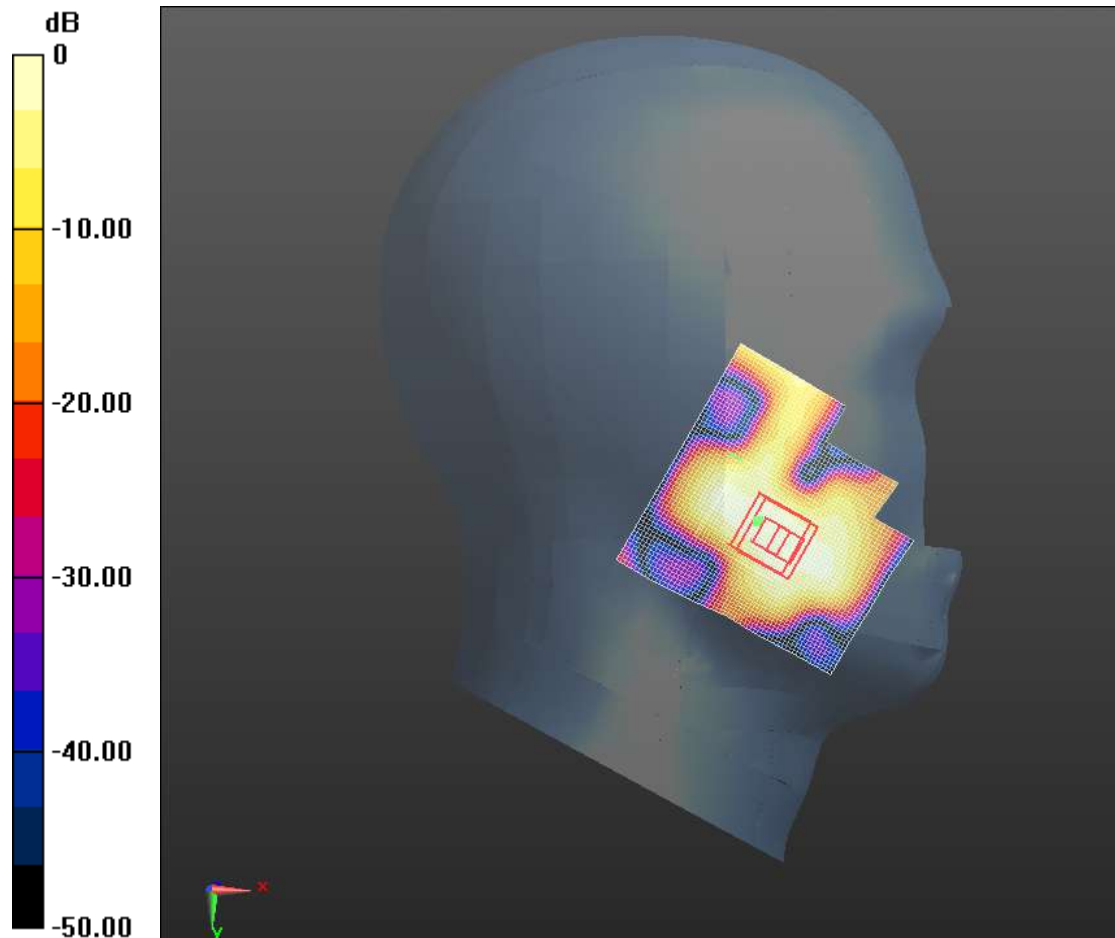
dx=8mm, dy=8mm, dz=5mm

Reference Value = 1.697 V/m; Power Drift = 0.17 dB

Peak SAR (extrapolated) = 0.031 mW/g

SAR(1 g) = 0.022 mW/g; SAR(10 g) = 0.012 mW/g

Maximum value of SAR (measured) = 0.0235 W/kg



0 dB = 0.0388 W/kg = -28.22 dB W/kg

1.1.47 LTE Band66 Body Back Side Mid 10mm

Medium: HSL1750

Communication System: LTE-FDD(CE); Communication System Band: Band66; Frequency: 1755 MHz; Duty Cycle: 1:1

Medium parameters used (interpolated): $f = 1755$ MHz; $\sigma = 1.332$ mho/m; $\epsilon_r = 40.305$; $\rho = 1000$ kg/m³

Phantom section: Flat Section

Measurement Standard: DASYS (IEEE/IEC/ANSI C63.19-2007)

DASY5 Configuration: Probe: EX3DV4 - SN3881; ConvF(8.3, 8.3, 8.3); Calibrated: 2020.06.16.;

Electronics: DAE4 Sn876; Calibrated: 2020.03.03.

Band3 Body/Facedown Mid 2/Area Scan (61x61x1): Interpolated grid: dx=1.500 mm, dy=1.500 mm

Reference Value = 6.805 V/m; Power Drift = 0.06 dB

Fast SAR: SAR(1 g) = 0.129 mW/g; SAR(10 g) = 0.075 mW/g

Maximum value of SAR (interpolated) = 0.148 W/kg

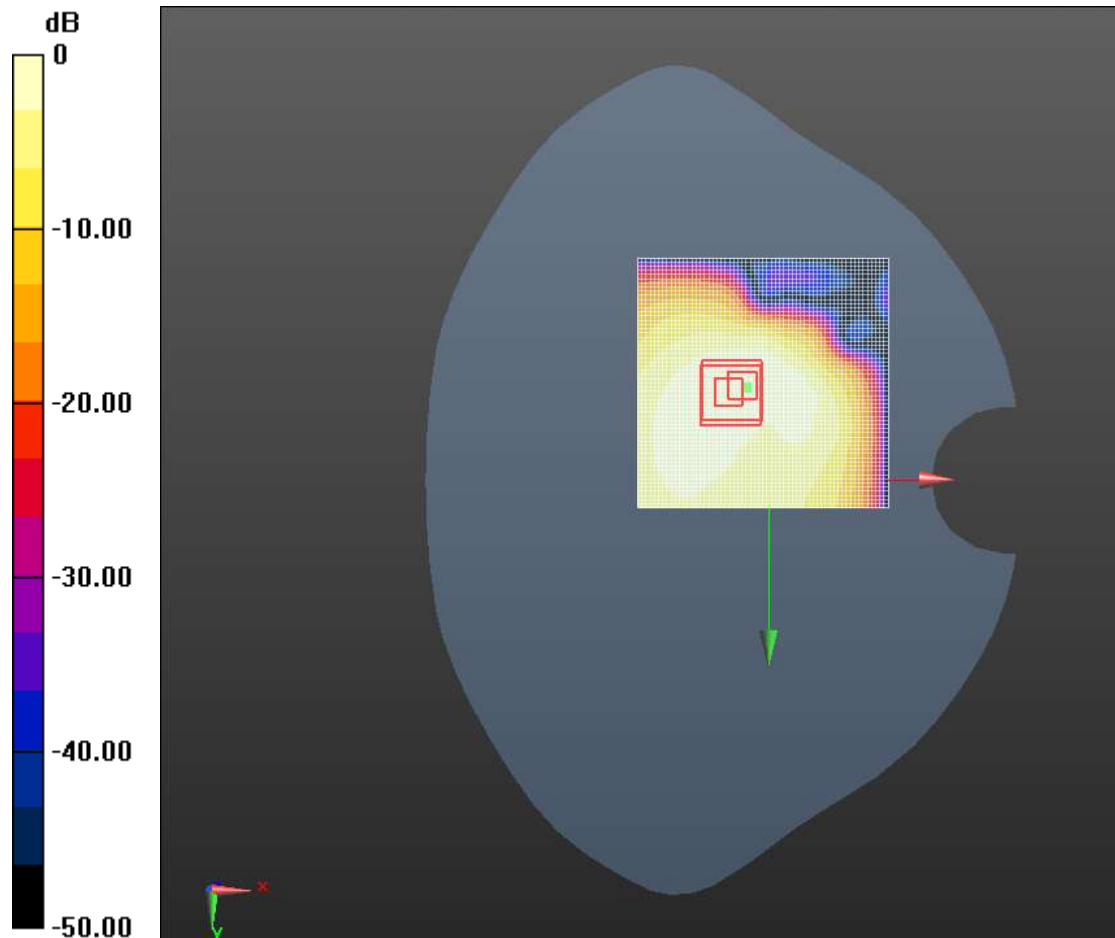
Band3 Body/Facedown Mid 2/Zoom Scan (5x5x7)/Cube 0: Measurement grid: dx=8mm, dy=8mm, dz=5mm

Reference Value = 6.805 V/m; Power Drift = 0.06 dB

Peak SAR (extrapolated) = 0.197 mW/g

SAR(1 g) = 0.127 mW/g; SAR(10 g) = 0.076 mW/g

Maximum value of SAR (measured) = 0.137 W/kg



0 dB = 0.148 W/kg = -16.62 dB W/kg

1.1.48 LTE Band66 Body Back Side Mid 15mm

Medium: HSL1750

Communication System: LTE-FDD(CE); Communication System Band: Band66; Frequency: 1755 MHz; Duty Cycle: 1:1

Medium parameters used (interpolated): $f = 1755$ MHz; $\sigma = 1.332$ mho/m; $\epsilon_r = 40.305$; $\rho = 1000$ kg/m³

Phantom section: Flat Section

Measurement Standard: DASYS (IEEE/IEC/ANSI C63.19-2007)

DASY5 Configuration: Probe: EX3DV4 - SN3881; ConvF(8.3, 8.3, 8.3); Calibrated: 2020.06.16.;

Electronics: DAE4 Sn876; Calibrated: 2020.03.03.

Band3 Body/Facedown Mid 4/Area Scan (61x61x1): Interpolated grid: dx=1.500 mm, dy=1.500 mm

Reference Value = 5.366 V/m; Power Drift = 0.12 dB

Fast SAR: SAR(1 g) = 0.059 mW/g; SAR(10 g) = 0.035 mW/g

Maximum value of SAR (interpolated) = 0.0708 W/kg

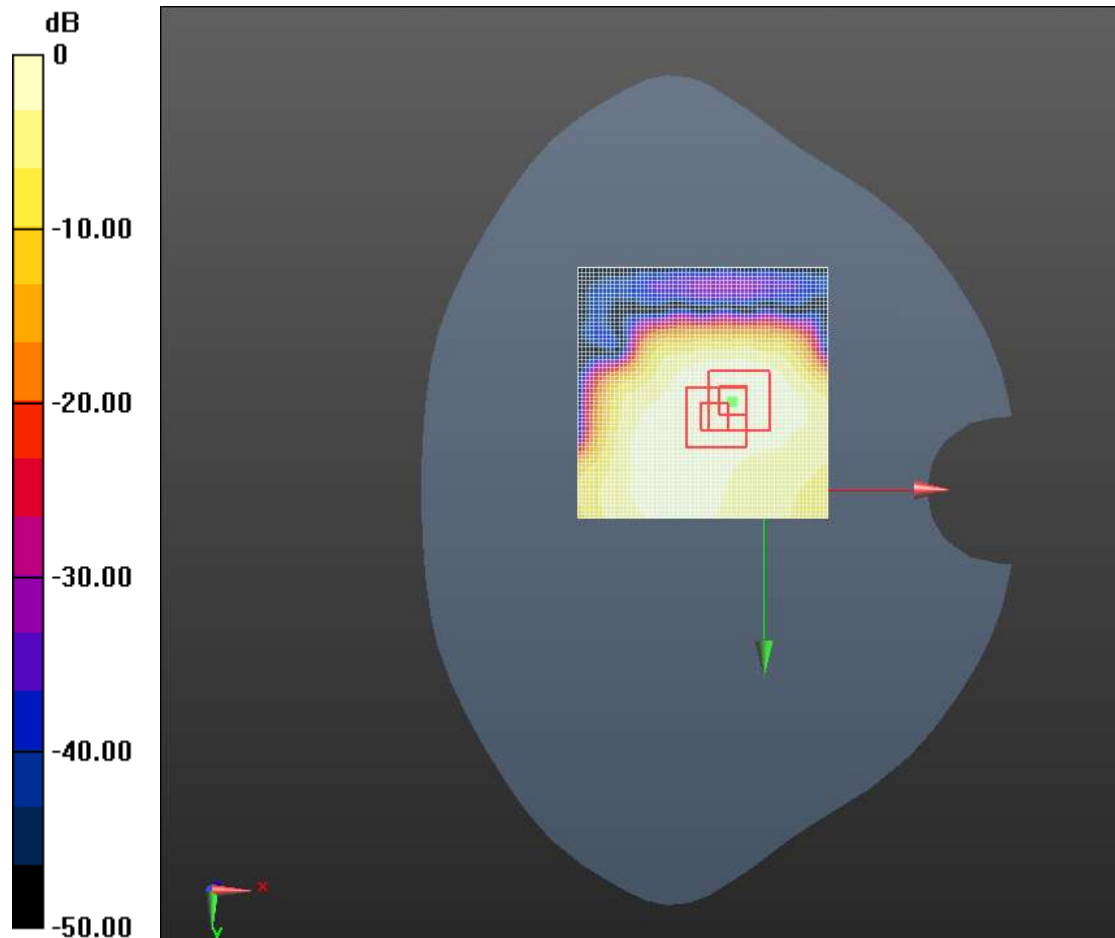
Band3 Body/Facedown Mid 4/Zoom Scan (5x5x7)/Cube 0: Measurement grid: dx=8mm, dy=8mm, dz=5mm

Reference Value = 5.366 V/m; Power Drift = 0.12 dB

Peak SAR (extrapolated) = 0.094 mW/g

SAR(1 g) = 0.061 mW/g; SAR(10 g) = 0.038 mW/g

Maximum value of SAR (measured) = 0.0657 W/kg



0 dB = 0.0708 W/kg = -23.00 dB W/kg

1.1.49 WiFi123 Head Left Cheek Mid

Medium: HSL2450

Communication System: 802.11b WiFi 2.4GHz(DSSS,11Mbps); Communication System Band: 802.11b; Frequency: 2437 MHz;Duty Cycle: 1:2.29034

Medium parameters used (interpolated): $f = 2437$ MHz; $\sigma = 1.829$ mho/m; $\epsilon_r = 38.021$; $\rho = 1000$ kg/m³

Phantom section: Left Section

Measurement Standard: DASY5 (IEEE/IEC/ANSI C63.19-2007)

DASY5 Configuration:Probe: EX3DV4 - SN3881; ConvF(7.49, 7.49, 7.49); Calibrated: 2020.06.16.;

Electronics: DAE4 Sn876; Calibrated: 2020.03.03.

802.11b-Left Head/left Cheek-Mid 5/Area Scan (61x61x1): Interpolated grid:

$dx=1.500$ mm, $dy=1.500$ mm

Reference Value = 7.955 V/m; Power Drift = 0.10 dB

Fast SAR: SAR(1 g) = 0.406 mW/g; SAR(10 g) = 0.203 mW/g

Maximum value of SAR (interpolated) = 0.488 W/kg

802.11b-Left Head/left Cheek-Mid 5/Zoom Scan (5x5x7)/Cube 0:

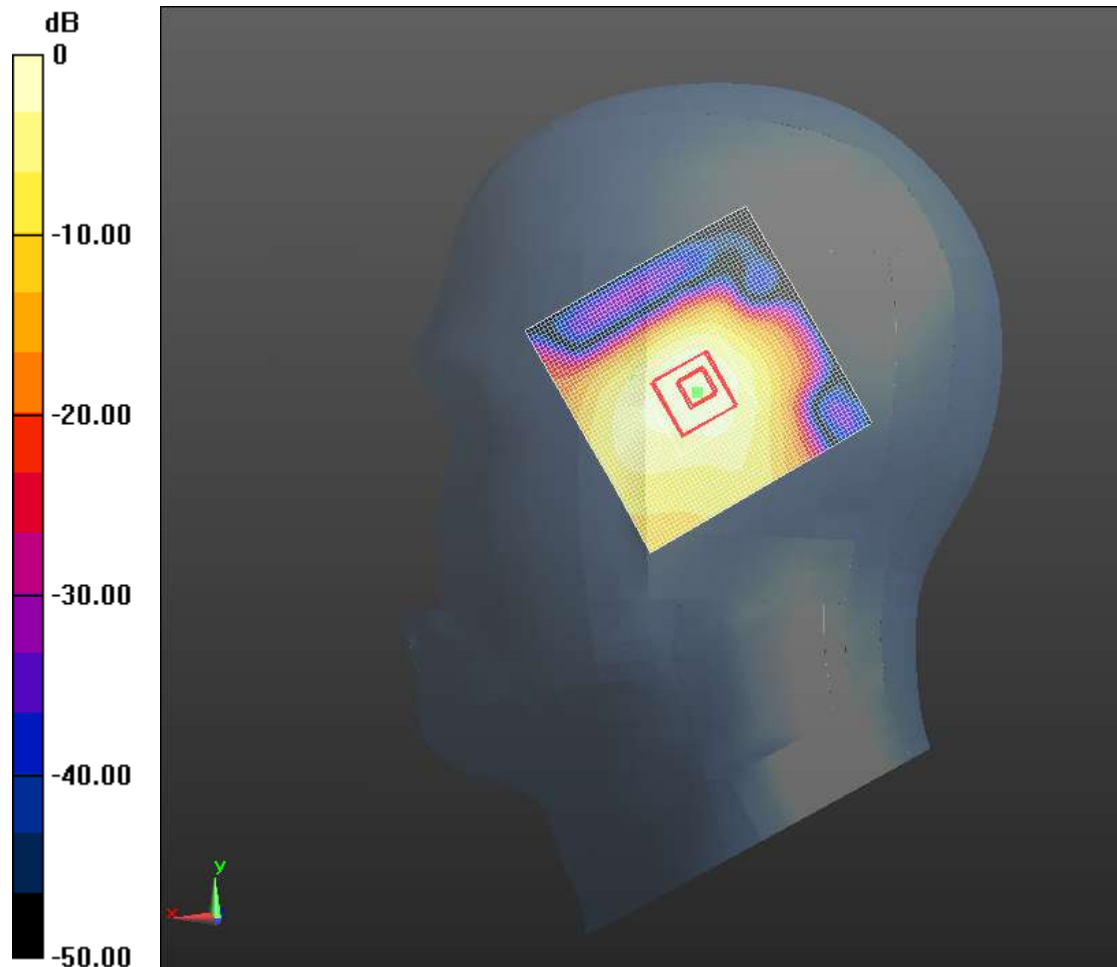
Measurement grid: $dx=8$ mm, $dy=8$ mm, $dz=5$ mm

Reference Value = 7.955 V/m; Power Drift = 0.10 dB

Peak SAR (extrapolated) = 0.806 mW/g

SAR(1 g) = 0.382 mW/g; SAR(10 g) = 0.192 mW/g

Maximum value of SAR (measured) = 0.410 W/kg



0 dB = 0.488 W/kg = -6.23 dB W/kg

1.1.50 WiFi123 Body Back Side Mid 0mm

Medium: HSL2450

Communication System: WiFi 802.11 n; Communication System Band: Exported from older format (data unavailable - please correct).; Frequency: 2437 MHz; Duty Cycle: 1:1

Medium parameters used (interpolated): $f = 2437$ MHz; $\sigma = 1.829$ mho/m; $\epsilon_r = 38.021$; $\rho = 1000$ kg/m³

Phantom section: Flat Section

Measurement Standard: DASY5 (IEEE/IEC/ANSI C63.19-2007)

DASY5 Configuration: Probe: EX3DV4 - SN3881; ConvF(7.49, 7.49, 7.49); Calibrated: 2020.06.16.;

Electronics: DAE4 Sn876; Calibrated: 2020.03.03.

802.11b/Facedown-Mid 4 2 2/Area Scan (61x61x1): Interpolated grid: dx=1.500 mm, dy=1.500 mm

Reference Value = 24.921 V/m; Power Drift = -0.05 dB

Fast SAR: SAR(1 g) = 1.2 mW/g; SAR(10 g) = 0.607 mW/g

Maximum value of SAR (interpolated) = 1.31 W/kg

802.11b/Facedown-Mid 4 2 2/Zoom Scan (5x5x7)/Cube 0: Measurement grid:

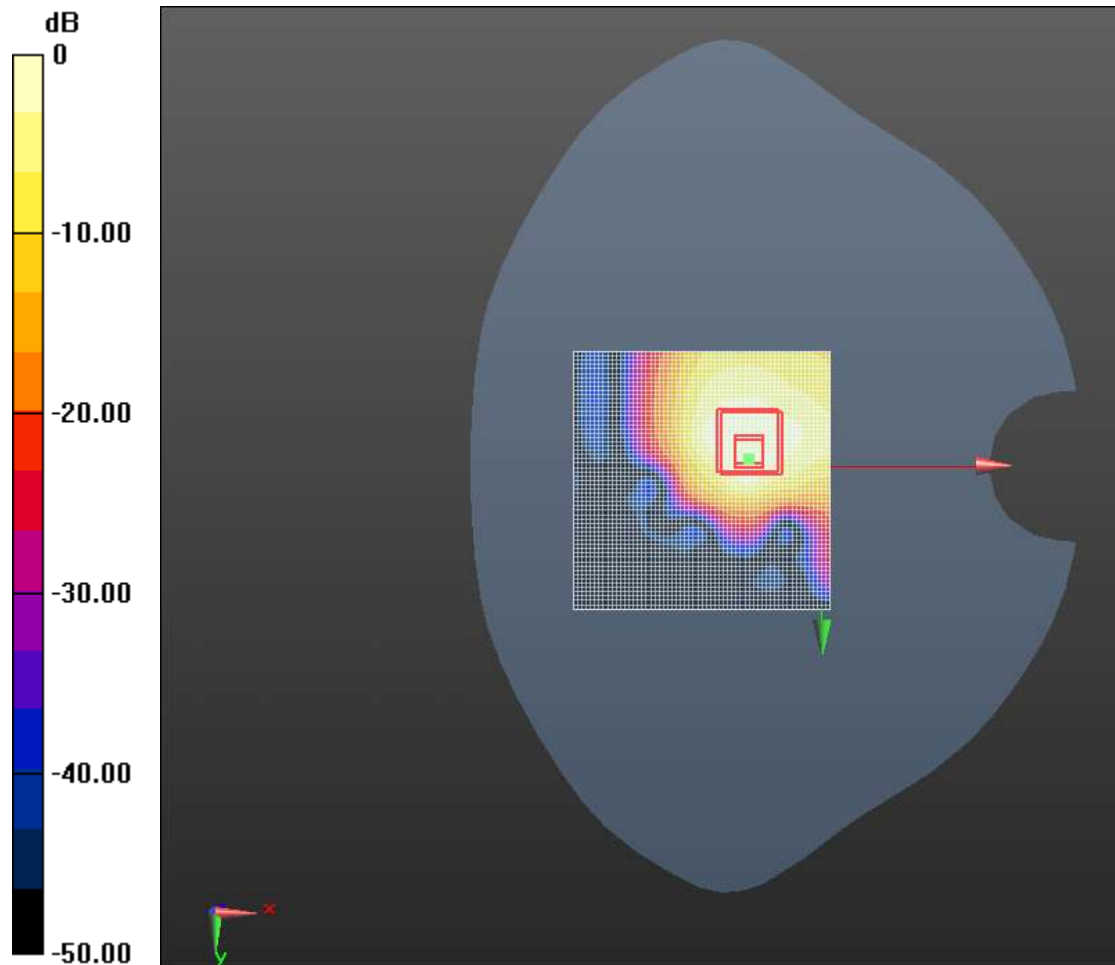
dx=8mm, dy=8mm, dz=5mm

Reference Value = 24.921 V/m; Power Drift = -0.05 dB

Peak SAR (extrapolated) = 4.236 mW/g

SAR(1 g) = 1.55 mW/g; SAR(10 g) = 0.667 mW/g

Maximum value of SAR (measured) = 1.77 W/kg



0 dB = 1.31 W/kg = 2.37 dB W/kg

1.1.51 WiFi123 Body Back Side Mid

Medium: HSL2450

Communication System: WiFi 802.11 n; Communication System Band: Exported from older format (data unavailable - please correct).; Frequency: 2437 MHz; Duty Cycle: 1:1

Medium parameters used (interpolated): $f = 2437$ MHz; $\sigma = 1.829$ mho/m; $\epsilon_r = 38.021$; $\rho = 1000$ kg/m³

Phantom section: Flat Section

Measurement Standard: DASYS (IEEE/IEC/ANSI C63.19-2007)

DASY5 Configuration: Probe: EX3DV4 - SN3881; ConvF(7.49, 7.49, 7.49); Calibrated: 2020.06.16.;

Electronics: DAE4 Sn876; Calibrated: 2020.03.03.

802.11b-10mm/Facedown-Mid 4/Area Scan (61x61x1): Interpolated grid:

$dx = 1.500$ mm, $dy = 1.500$ mm

Reference Value = 6.591 V/m; Power Drift = 0.03 dB

Fast SAR: SAR(1 g) = 0.129 mW/g; SAR(10 g) = 0.064 mW/g

Maximum value of SAR (interpolated) = 0.165 W/kg

802.11b-10mm/Facedown-Mid 4/Zoom Scan (5x5x7)/Cube 0: Measurement

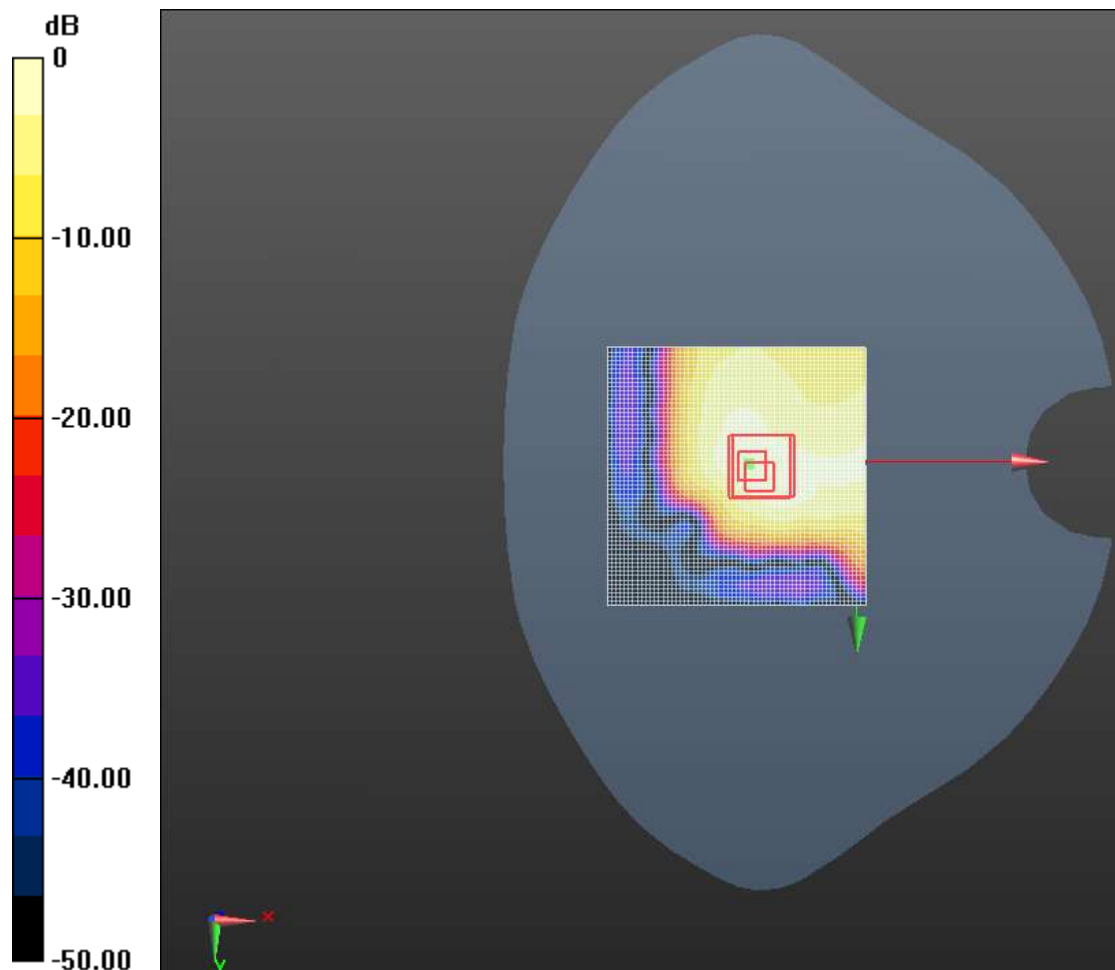
grid: $dx = 8$ mm, $dy = 8$ mm, $dz = 5$ mm

Reference Value = 6.591 V/m; Power Drift = 0.03 dB

Peak SAR (extrapolated) = 0.235 mW/g

SAR(1 g) = 0.116 mW/g; SAR(10 g) = 0.060 mW/g

Maximum value of SAR (measured) = 0.125 W/kg



0 dB = 0.165 W/kg = -15.65 dB W/kg

1.1.52 WiFi123 Body Back Side Mid 10mm

Medium: HSL2450

Communication System: 802.11b WiFi 2.4GHz; Communication System Band: 802.11b; Frequency: 2437 MHz; Duty Cycle: 1:1

Medium parameters used (interpolated): $f = 2437$ MHz; $\sigma = 1.829$ mho/m; $\epsilon_r = 38.021$; $\rho = 1000$ kg/m³

Phantom section: Flat Section

Measurement Standard: DASYS (IEEE/IEC/ANSI C63.19-2007)

DASY5 Configuration: Probe: EX3DV4 - SN3881; ConvF(7.49, 7.49, 7.49); Calibrated: 2020.06.16.;

Electronics: DAE4 Sn876; Calibrated: 2020.03.03.

802.11b-5mm/Facedown-Mid 3/Area Scan (61x61x1): Interpolated grid:

$dx = 1.500$ mm, $dy = 1.500$ mm

Reference Value = 8.465 V/m; Power Drift = 0.08 dB

Fast SAR: SAR(1 g) = 0.180 mW/g; SAR(10 g) = 0.088 mW/g

Maximum value of SAR (interpolated) = 0.222 W/kg

802.11b-5mm/Facedown-Mid 3/Zoom Scan (5x5x7)/Cube 0: Measurement

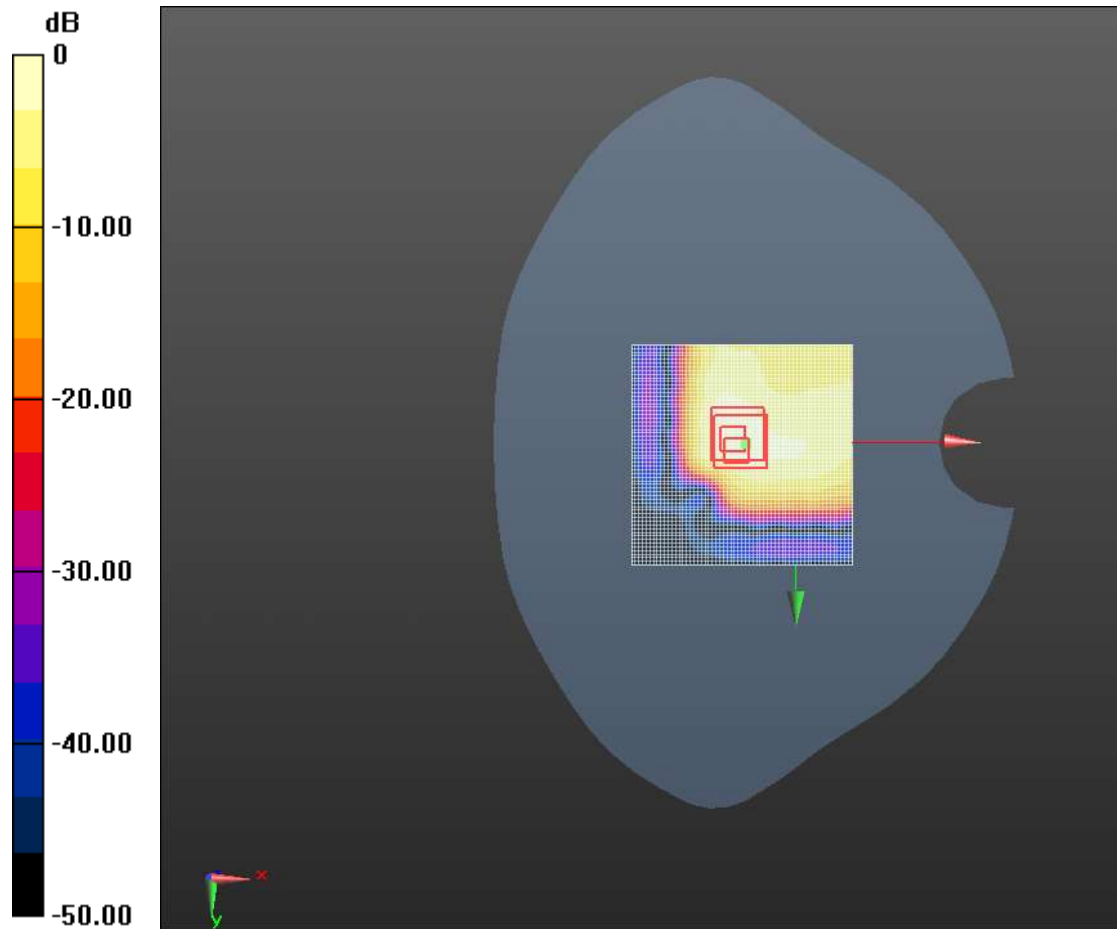
grid: $dx = 8$ mm, $dy = 8$ mm, $dz = 5$ mm

Reference Value = 8.465 V/m; Power Drift = 0.08 dB

Peak SAR (extrapolated) = 0.350 mW/g

SAR(1 g) = 0.147 mW/g; SAR(10 g) = 0.069 mW/g

Maximum value of SAR (measured) = 0.150 W/kg



0 dB = 0.222 W/kg = -13.07 dB W/kg

1.1.53 WiFi123 Body Back Side Mid

Medium: HSL2450

Communication System: WiFi 802.11 n; Communication System Band: Exported from older format (data unavailable - please correct).; Frequency: 2437 MHz; Duty Cycle: 1:1

Medium parameters used (interpolated): $f = 2437$ MHz; $\sigma = 1.829$ mho/m; $\epsilon_r = 38.021$; $\rho = 1000$ kg/m³

Phantom section: Flat Section

Measurement Standard: DASY5 (IEEE/IEC/ANSI C63.19-2007)

DASY5 Configuration: Probe: EX3DV4 - SN3881; ConvF(7.49, 7.49, 7.49); Calibrated: 2020.06.16.;

Electronics: DAE4 Sn876; Calibrated: 2020.03.03.

802.11b-15mm/Facedown-Mid 4 2/Area Scan (61x61x1): Interpolated grid:

$dx = 1.500$ mm, $dy = 1.500$ mm

Reference Value = 5.460 V/m; Power Drift = -0.20 dB

Fast SAR: SAR(1 g) = 0.076 mW/g; SAR(10 g) = 0.040 mW/g

Maximum value of SAR (interpolated) = 0.0931 W/kg

802.11b-15mm/Facedown-Mid 4 2/Zoom Scan (5x5x7)/Cube 0:

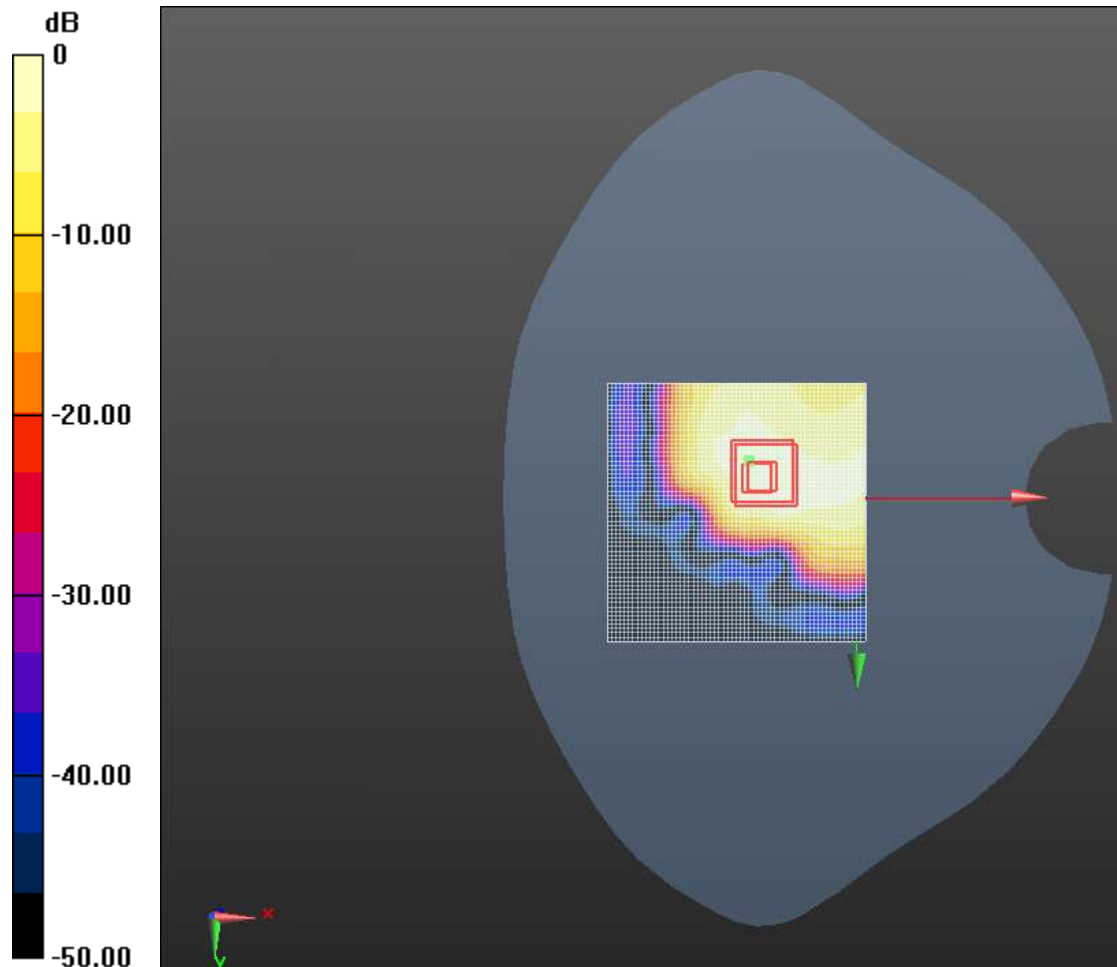
Measurement grid: $dx = 8$ mm, $dy = 8$ mm, $dz = 5$ mm

Reference Value = 5.460 V/m; Power Drift = -0.20 dB

Peak SAR (extrapolated) = 0.111 mW/g

SAR(1 g) = 0.061 mW/g; SAR(10 g) = 0.032 mW/g

Maximum value of SAR (measured) = 0.0683 W/kg



0 dB = 0.0931 W/kg = -20.62 dB W/kg

1.1.54 BT Head Left Cheek Mid CH39

Medium: HSL2450

Communication System: BT(GFSK,DH5); Communication System Band: ISM2.4GHz Band(2400.0-2483.5MHz); Frequency: 2441 MHz;Duty Cycle: 1:1.26

Medium parameters used: $f = 2441$ MHz; $\sigma = 1.83$ mho/m; $\epsilon_r = 38$; $\rho = 1000$ kg/m³

Phantom section: Left Section

Measurement Standard: DASYS (IEEE/IEC/ANSI C63.19-2007)

DASY5 Configuration:Probe: EX3DV4 - SN3881; ConvF(7.49, 7.49, 7.49); Calibrated: 2020.06.16.;

Electronics: DAE4 Sn876; Calibrated: 2020.03.03.

BT-Left Head/left Cheek-Mid 4 2/Area Scan (61x61x1): Interpolated grid:

$dx=1.500$ mm, $dy=1.500$ mm

Reference Value = 1.635 V/m; Power Drift = -0.06 dB

Fast SAR: SAR(1 g) = 0.022 mW/g; SAR(10 g) = 0.00967 mW/g

Maximum value of SAR (interpolated) = 0.0275 W/kg

BT-Left Head/left Cheek-Mid 4 2/Zoom Scan (5x5x7)/Cube 0: Measurement

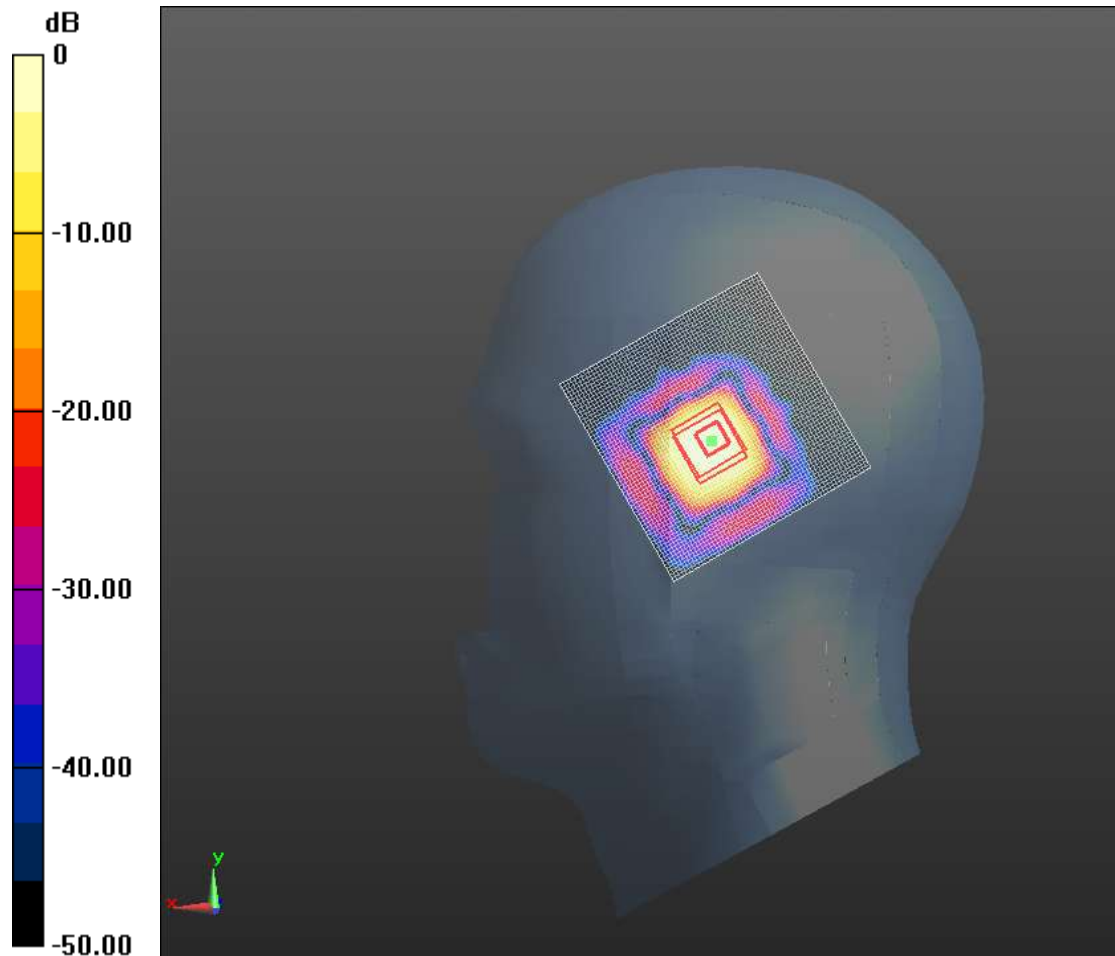
grid: $dx=8$ mm, $dy=8$ mm, $dz=5$ mm

Reference Value = 1.635 V/m; Power Drift = -0.06 dB

Peak SAR (extrapolated) = 0.086 mW/g

SAR(1 g) = 0.022 mW/g; SAR(10 g) = 0.00752 mW/g

Maximum value of SAR (measured) = 0.0195 W/kg



0 dB = 0.0275 W/kg = -31.20 dB W/kg

1.1.55 BT Body Back Side Mid CH39

Medium: HSL2450

Communication System: BT(GFSK,DH5); Communication System Band: ISM2.4GHz

Band(2400.0-2483.5MHz); Frequency: 2441 MHz;Duty Cycle: 1:1.26

Medium parameters used: $f = 2441$ MHz; $\sigma = 1.83$ mho/m; $\epsilon_r = 38$; $\rho = 1000$ kg/m³

Phantom section: Flat Section

Measurement Standard: DASYS (IEEE/IEC/ANSI C63.19-2007)

DASY5 Configuration:Probe: EX3DV4 - SN3881; ConvF(7.49, 7.49, 7.49); Calibrated: 2020.06.16.;

Electronics: DAE4 Sn876; Calibrated: 2020.03.03.

BT-10mm /Facedown-Mid 10mm 2 4/Area Scan (61x61x1): Interpolated grid:

dx=1.500 mm, dy=1.500 mm

Reference Value = 1.702 V/m; Power Drift = -0.14 dB

Fast SAR: SAR(1 g) = 0.00464 mW/g; SAR(10 g) = 0.000964 mW/g

Maximum value of SAR (interpolated) = 0.0138 W/kg

BT-10mm/Facedown-Mid 10mm 2 4/Zoom Scan (5x5x7)/Cube 0:

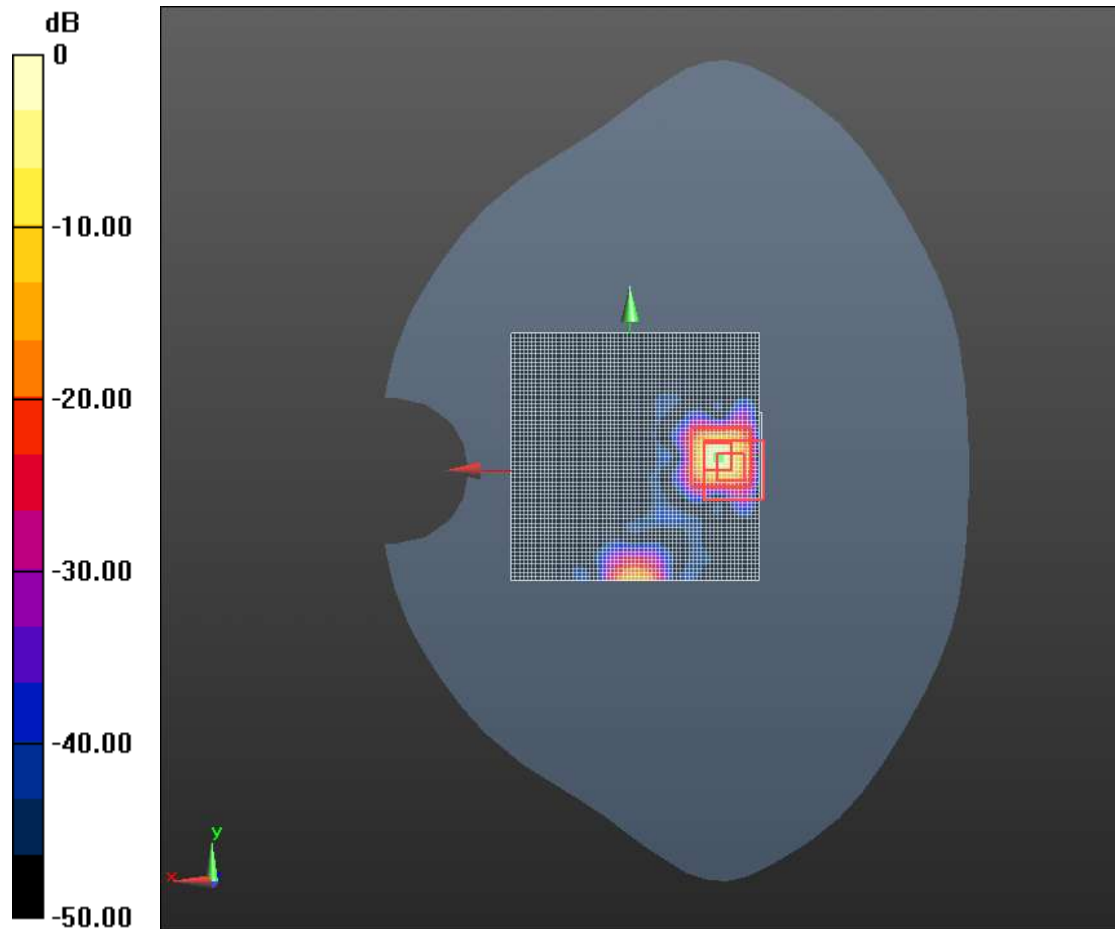
Measurement grid: dx=8mm, dy=8mm, dz=5mm

Reference Value = 1.702 V/m; Power Drift = -0.14 dB

Peak SAR (extrapolated) = 0.047 mW/g

SAR(1 g) = 0.013 mW/g; SAR(10 g) = 0.00314 mW/g

Maximum value of SAR (measured) = 0.0143 W/kg



0 dB = 0.0138 W/kg = -37.18 dB W/kg

1.1.56 BT Body Back Side Mid CH39-0mm

Medium: HSL2450

Communication System: BT(GFSK,DH5); Communication System Band: ISM2.4GHz
Band(2400.0-2483.5MHz); Frequency: 2441 MHz;Duty Cycle: 1:1.26

Medium parameters used: $f = 2441$ MHz; $\sigma = 1.83$ mho/m; $\epsilon_r = 38$; $\rho = 1000$ kg/m³

Phantom section: Flat Section

Measurement Standard: DASY5 (IEEE/IEC/ANSI C63.19-2007)

DASY5 Configuration:Probe: EX3DV4 - SN3881; ConvF(7.49, 7.49, 7.49); Calibrated: 2020.06.16.;

Electronics: DAE4 Sn876; Calibrated: 2020.03.03.

BT /Facedown-Mid 2 4/Area Scan (61x61x1): Interpolated grid: dx=1.500 mm,
dy=1.500 mm

Reference Value = 4.642 V/m; Power Drift = -0.14 dB

Fast SAR: SAR(1 g) = 0.0991mW/g; SAR(10 g) = 0.0325 mW/g

Maximum value of SAR (interpolated) = 0.175 W/kg

BT/Facedown-Mid 2 4/Zoom Scan (5x5x7)/Cube 0: Measurement grid:

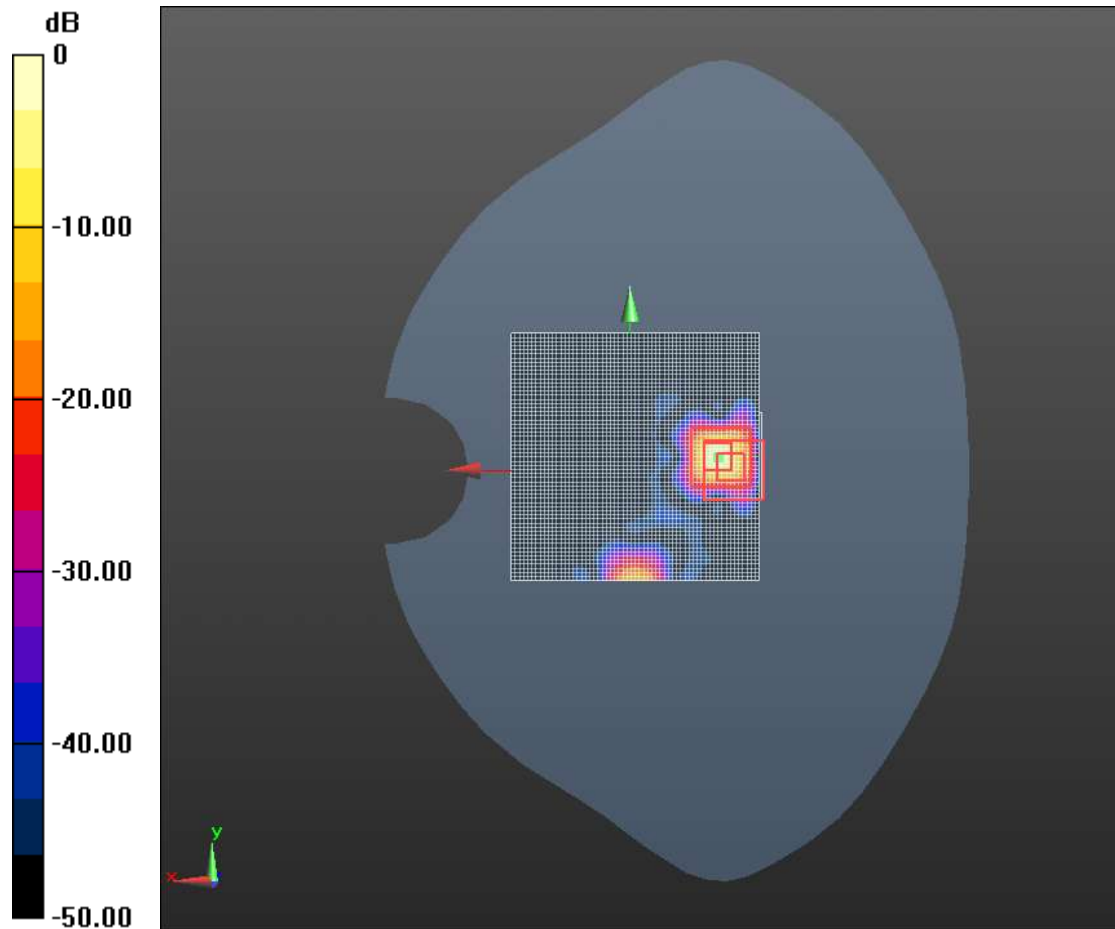
dx=8mm, dy=8mm, dz=5mm

Reference Value = 4.642 V/m; Power Drift = -0.14 dB

Peak SAR (extrapolated) = 0.047 mW/g

SAR(1 g) = 0.0913 mW/g; SAR(10 g) = 0.0324 mW/g

Maximum value of SAR (measured) = 0.173 W/kg



0 dB = 0.178 W/kg = -17.22 dB W/kg

1.1.57 BT Body Back Side Mid 15mm

Medium: HSL2450

Communication System: BT(GFSK,DH5); Communication System Band: ISM2.4GHz

Band(2400.0-2483.5MHz); Frequency: 2441 MHz;Duty Cycle: 1:1.26

Medium parameters used: $f = 2441$ MHz; $\sigma = 1.83$ mho/m; $\epsilon_r = 38$; $\rho = 1000$ kg/m³

Phantom section: Flat Section

Measurement Standard: DASYS (IEEE/IEC/ANSI C63.19-2007)

DASY5 Configuration:Probe: EX3DV4 - SN3881; ConvF(7.49, 7.49, 7.49); Calibrated: 2020.06.16.;

Electronics: DAE4 Sn876; Calibrated: 2020.03.03.

BT-15mm/Facedown-Mid 15mm 2 7/Area Scan (61x61x1): Interpolated grid:

$dx=1.500$ mm, $dy=1.500$ mm

Reference Value = 1.125 V/m; Power Drift = 0.08 dB

Fast SAR: SAR(1 g) = 0.00292 mW/g; SAR(10 g) = 0.000604 mW/g

Maximum value of SAR (interpolated) = 0.00896 W/kg

BT-15mm/Facedown-Mid 15mm 2 7/Zoom Scan (5x5x7)/Cube 0:

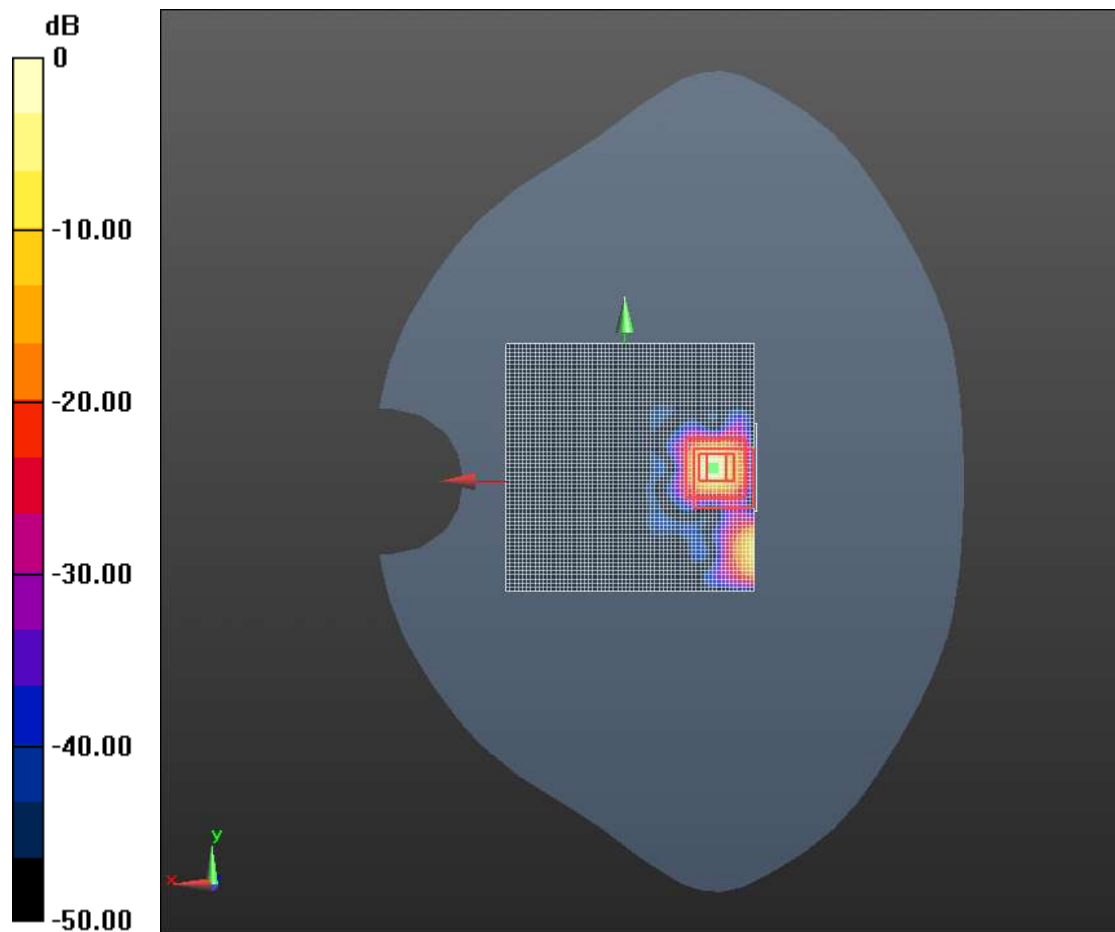
Measurement grid: $dx=8$ mm, $dy=8$ mm, $dz=5$ mm

Reference Value = 1.125 V/m; Power Drift = 0.08 dB

Peak SAR (extrapolated) = 0.019 mW/g

SAR(1 g) = 0.00383 mW/g; SAR(10 g) = 0.000574 mW/g

Maximum value of SAR (measured) = 0.00921 W/kg



0 dB = 0.00896 W/kg = -40.96 dB W/kg