

Photo 1 Appearance of EUT



Photo 2 Appearance of EUT




---

Photo 3 Appearance of EUT



Photo 4 Appearance of EUT



---

Photo 5 Appearance of EUT



Photo 6 Appearance of EUT




Photo 7 Appearance of AC adaptor OP52KAEH




Photo 8 Appearance of AC adaptor OP52KAEH



Photo 9 Appearance of AC adaptor OP52JAEH




Photo 10 Appearance of AC adaptor OP52JAEH



Photo 11 Appearance of AC adaptor OP52CAEH



Photo 12 Appearance of AC adaptor OP52CAEH



Photo 13 Appearance of AC adaptor OP52YAUH




Photo 14 Appearance of AC adaptor OP52YAUH



Photo 15 Appearance of AC adaptor OP52KAYH



Photo 16 Appearance of AC adaptor OP52KAYH





Photo 17 Appearance of AC adaptor OP52KAUH




Photo 18 Appearance of AC adaptor OP52KAUH



Photo 19 Appearance of AC adaptor OP52JAYH



Photo 20 Appearance of AC adaptor OP52JAYH



Photo 21 Appearance of AC adaptor OP52JAUH




Photo 22 Appearance of AC adaptor OP52JAUH



---

Photo 23 Appearance of USB Cable

