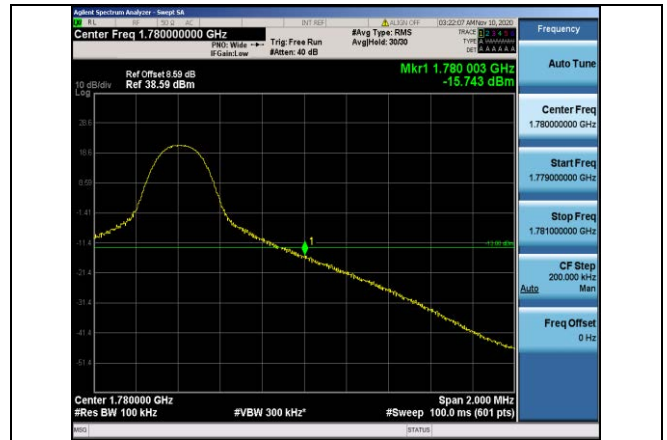




Band66-5MHz-16QAM-132647-25RB#0



Band66-10MHz-QPSK-132622-1RB#49



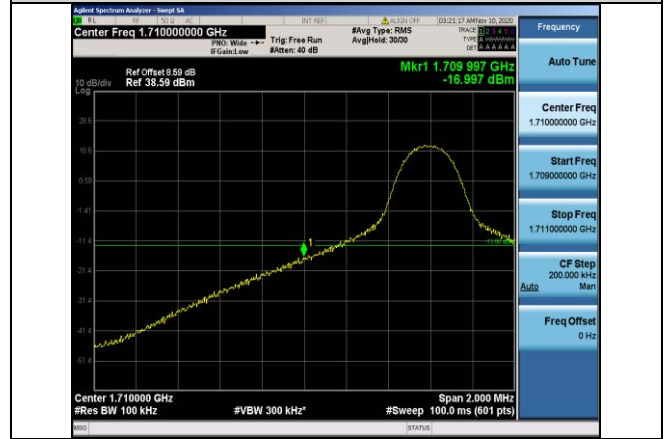
Band66-10MHz-QPSK-132022-1RB#0



Band66-10MHz-QPSK-132622-50RB#0



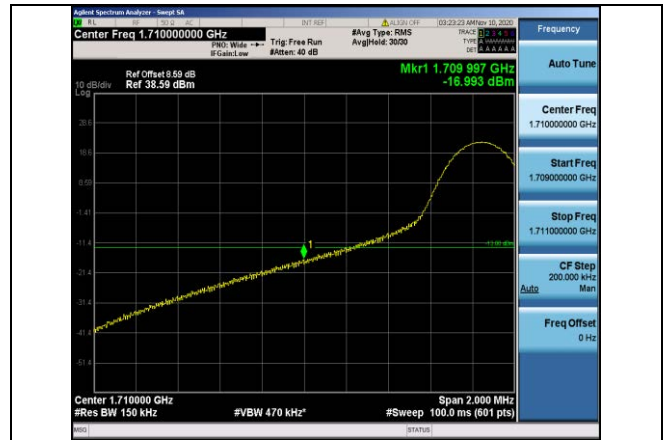
Band66-10MHz-QPSK-132022-50RB#0



Band66-10MHz-16QAM-132022-1RB#0



Band66-10MHz-16QAM-132022-50RB#0



Band66-15MHz-QPSK-132047-1RB#0



Band66-10MHz-16QAM-132622-1RB#49



Band66-15MHz-QPSK-132047-75RB#0



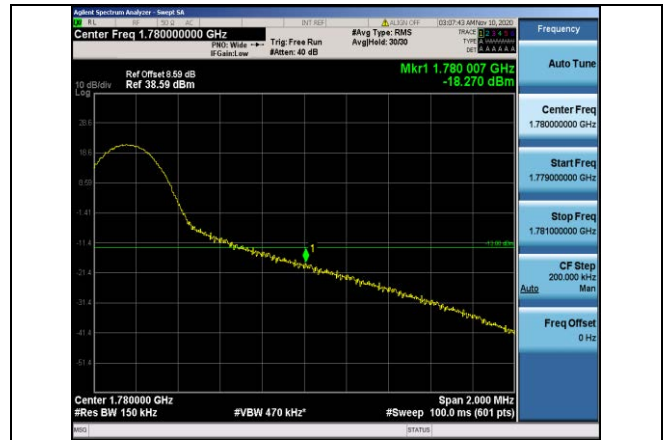
Band66-10MHz-16QAM-132622-50RB#0



Band66-15MHz-QPSK-132597-1RB#74



Band66-15MHz-QPSK-132597-75RB#0



Band66-15MHz-16QAM-132597-1RB#74



Band66-15MHz-16QAM-132047-1RB#0



Band66-15MHz-16QAM-132597-75RB#0



Band66-15MHz-16QAM-132047-75RB#0



Band66-20MHz-QPSK-132072-1RB#0



Band66-20MHz-QPSK-132072-100RB#0



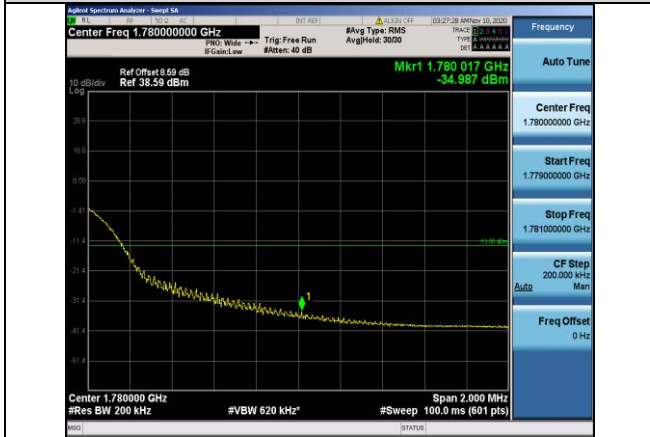
Band66-20MHz-16QAM-132072-1RB#0



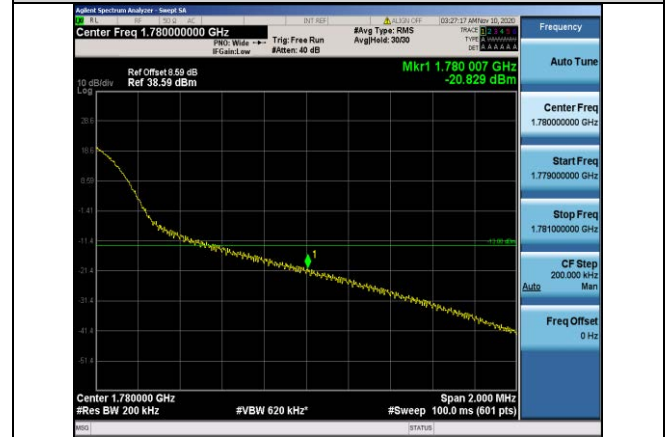
Band66-20MHz-QPSK-132572-1RB#99



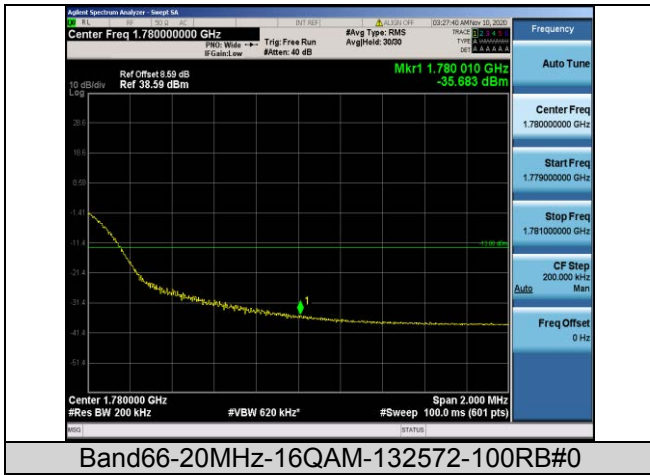
Band66-20MHz-16QAM-132072-100RB#0



Band66-20MHz-QPSK-132572-100RB#0



Band66-20MHz-16QAM-132572-1RB#99





## 5.5. Spurious Emissions Radiated

### 5.5.1. Test Standard

FCC: CFR Part 2.1051, CFR Part 22.917, CFR Part 24.238, CFR Part 27.53

### 5.5.2. Test Limit

The radio frequency voltage or power generated within the equipment and appearing on a spurious frequency shall be checked at the equipment output terminals when properly loaded with a suitable artificial antenna. Curves or equivalent data shall show the magnitude of each harmonic and other spurious emission that can be detected when the equipment is operated under the conditions specified in FCC 2.1049 as appropriate. The magnitude of spurious emissions which are attenuated more than 20 dB below the permissible value need not be specified.

(a) Out of band emissions. The power of any emission outside of the authorized operating frequency ranges must be attenuated below the transmitting power (P) by a factor of at least  $43 + 10 \log(P)$  dB. For all power levels +30dBm to 0dBm, this becomes a constant specification of -13dBm.

FCC 22.917 Emission limitations for cellular equipment.

The rules in this section govern the spectral characteristics of emissions in the Cellular Radio telephone Service.

(b) Measurement procedure. Compliance with these provisions is based on the use of measurement instrumentation employing a resolution bandwidth of 100 kHz or greater. In the 1MHz bands immediately outside and adjacent to the frequency block a resolution bandwidth of at least one percent of the emission bandwidth of the fundamental emission of the transmitter may be employed. A narrower resolution bandwidth is permitted in all cases to improve measurement accuracy provided the measured power is integrated over the full required measurement bandwidth (i.e. 100 kHz or 1 percent of emission bandwidth, as specified). The emission bandwidth is defined as the width of the signal between two points, one below the carrier center frequency and one above the carrier center frequency, outside of which all emissions are attenuated at least 26 dB below the transmitter power.

FCC 24.238 Emission limitations for Broadband PCS equipment.

The rules in this section govern the spectral characteristics of emissions in the Broadband Personal Communications Service.

(b) Measurement procedure. Compliance with these provisions is based on the use of measurement instrumentation employing a resolution bandwidth of 1 MHz or greater. However, in the 1 MHz bands immediately outside and adjacent to the frequency block a resolution bandwidth of at least one percent of the emission bandwidth of the fundamental emission of the transmitter may be employed. A narrower resolution bandwidth is permitted in all cases to improve measurement accuracy provided the measured power is integrated over the full required measurement bandwidth (i.e. 100 kHz or 1 percent of emission bandwidth, as specified). The emission bandwidth is defined as the width of the signal between two points, one below the carrier center frequency and one above the carrier center frequency, outside of which all emissions are attenuated at least 26 dB below the transmitter power.

FCC: §27.53

(c) For operations in the 746-758 MHz band and the 776-788 MHz band, the power of any emission outside the licensee's frequency band(s) of operation shall be attenuated below the transmitter power (P) within the licensed band(s) of operation, measured in watts, in accordance with the following:

(1) On any frequency outside the 746-758 MHz band, the power of any emission shall be attenuated outside the band below the transmitter power (P) by at least  $43 + 10 \log(P)$  dB;

(2) On any frequency outside the 776-788 MHz band, the power of any emission shall be attenuated outside the band below the transmitter power (P) by at least  $43 + 10 \log(P)$  dB;

(3) On all frequencies between 763-775 MHz and 793-805 MHz, by a factor not less than  $76 + 10 \log(P)$  dB in a 6.25 kHz band segment, for base and fixed stations;

(4) On all frequencies between 763-775 MHz and 793-805 MHz, by a factor not less than  $65 + 10 \log(P)$  dB in a 6.25 kHz band segment, for mobile and portable stations;

(g) For operations in the 600 MHz band and the 698-746 MHz band, the power of any emission outside a licensee's frequency band(s) of operation shall be attenuated below the transmitter power (P) within the licensed band(s) of operation, measured in watts, by at least  $43 + 10 \log(P)$  dB. Compliance with this provision is based on the use of measurement instrumentation employing a resolution bandwidth of 100 kilohertz or greater. However, in the 100 kilohertz bands immediately outside and adjacent to a licensee's frequency block, a resolution bandwidth of at least 30 kHz may be employed.

(h) AWS emission limits—(1) General protection levels. Except as otherwise specified below, for operations in the 1695-1710 MHz, 1710-1755 MHz, 1755-1780 MHz, 1915-1920 MHz, 1995-2000 MHz, 2000-2020 MHz, 2110-2155 MHz, 2155-2180 MHz, and 2180-2200 bands, the power of any emission outside a licensee's frequency block shall be attenuated below the transmitter power (P) in watts by at least  $43 + 10 \log_{10}(P)$  dB.

(m)(4) For mobile digital stations, the attenuation factor shall be not less than  $43 + 10 \log(P)$  dB at the channel edge and  $55 + 10 \log(P)$  dB at 5.5 megahertz from the channel edges. (Channel edges are defined under §27.5 (i) Frequency assignment for the BRS/EBS band)

(m)(6) Measurement procedure. Compliance with these rules is based on the use of measurement instrumentation employing a resolution bandwidth of 1 MHz or greater. However, in the 1 MHz bands immediately outside and adjacent to the frequency block a resolution bandwidth of at least one percent of the emission bandwidth of the fundamental emission of the transmitter may be employed. A narrower resolution bandwidth is permitted in all cases to improve measurement accuracy provided the measured power is integrated over the full required measurement bandwidth (i.e. 100 kHz of 1 percent of emission bandwidth, as specified). The emission bandwidth is defined as the width of the signal between two points, one below the carrier center frequency and one above the carrier center frequency, outside of which all emissions are attenuated at least 26 dB below the transmitter power.

FCC 90.691

(a) Out-of-band emission requirement shall apply only to the "outer" channels included in an EA license and to spectrum adjacent to interior channels used by incumbent licensees. The emission limits are as follows:

(1) For any frequency removed from the EA licensee's frequency block by up to and



including 37.5 kHz, the power of any emission shall be attenuated below the transmitter power (P) in watts by at least  $116 \text{ Log}_{10}(f/6.1)$  decibels or  $50 + 10 \text{ Log}_{10}(P)$  decibels or 80 decibels, whichever is the lesser attenuation, where f is the frequency removed from the center of the outer channel in the block in kilohertz and where f is greater than 12.5 kHz.

(2) For any frequency removed from the EA licensee's frequency block greater than 37.5 kHz, the power of any emission shall be attenuated below the transmitter power (P) in watts by at least  $43 + 10 \text{ Log}_{10}(P)$  decibels or 80 decibels, whichever is the lesser attenuation, where f is the frequency removed from the center of the outer channel in the block in kilohertz and where f is greater than 37.5 kHz.

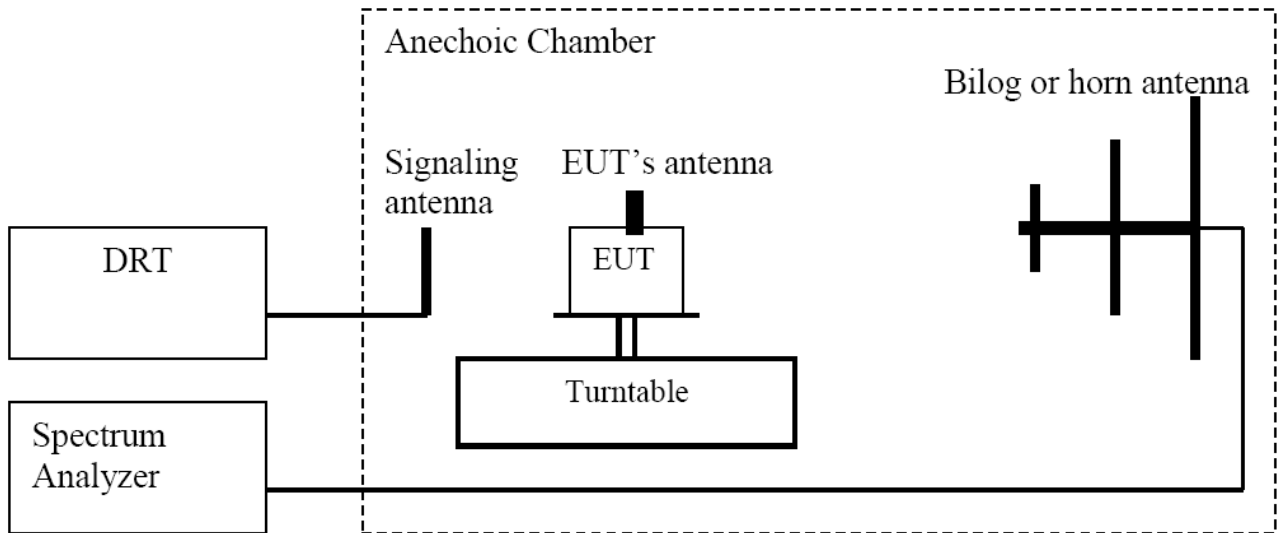
The power of any emission shall be attenuated below the mean output power P (dBW) by at least  $43 + 10 \text{ log}_{10}(p)$ , measured in a 100 kHz bandwidth for frequencies less than or equal to 1 GHz, and in a 1 MHz bandwidth for frequencies greater than 1 GHz.

### 5.5.3. Test Procedure

1. Connect the equipment as shown in the above diagram with the EUT's antenna in a horizontal orientation.
2. Adjust the settings of the Wideband Radio Communication Tester (CMW500) to set the EUT to its maximum power at the required channel.
3. Set the spectrum analyzer to measure peak hold with the required settings.
4. Place the measurement antenna in a horizontal orientation. Rotate the EUT 360 . Raise the measurement antenna up to 4 meters in 0.5 meters increments and rotate the EUT 360 at each height to maximize all emissions. Measure and record all spurious emissions (LVL) up to the tenth harmonic of the carrier frequency.
5. Replace the EUT with a horizontally polarized half wave dipole or known gain antenna. The center of the antenna should be at the same location as the center of the EUT's antenna.
6. Connect the antenna to a signal generator with known output power and record the path loss in dB (LOSS).  $\text{LOSS} = \text{Generator Output Power (dBm)} - \text{Analyzer reading (dBm)}$ .
7. Determine the level of spurious emissions using the following equation:  
 $\text{Spurious (dBm)} = \text{LVL (dBm)} + \text{LOSS (dB)}$ :
8. Repeat steps 4, 5 and 6 with all antennas vertically polarized.
9. Determine the level of spurious emissions using the following equation:  
 $\text{Spurious (dBm)} = \text{LVL (dBm)} + \text{LOSS (dB)}$ :
10. Measurements are to be performed with the EUT set to the low, middle and high channel of each frequency band.  
(Note: Steps 5 and 6 above are performed prior to testing and LOSS is recorded by test software. Steps 3, 4 and 7 above are performed with test software.)

Spectrum analyzer settings: RBW=VBW=1MHz

### 5.5.4. Test Setup



### 5.5.5.Test Data

#### Primary antenna:

Test Band = GSM850

Test Mode = GSM /TM1&TM2

Test Channel = MCH

Band	Ch.	Mode	Frequency (MHz)	Ant. (H/V)	Tx Ant. End (dBm)	Preamp (dB)	Atten	EIRP (dBm)	Limit (dBm)	Verdict
GSM850	MCH	GPRS	1673.2	H	-9.23	40.6	0.9	-48.93	-13	PASS
		EDGE	1673.2	H	-9.04	40.6	0.9	-48.74	-13	PASS

The emissions don't show in above result tables are more than 20dB below the limits  
 Note: both of Vertical and Horizontal polarization are evaluated, and only the worst case is recorded in this report

Test Band = PCS1900

Test Mode = GSM /TM1&TM2

Test Channel = MCH

Band	Ch.	Mode	Frequency (MHz)	Ant. (H/V)	Tx Ant. End (dBm)	Preamp (dB)	Atten	EIRP (dBm)	Limit (dBm)	Verdict
PCS1900	MCH	GPRS	5640	H	-10.37	38.5	6.32	-42.55	-13	PASS
		EDGE	5640	H	-10.78	38.5	6.32	-42.96	-13	PASS

The emissions don't show in above result tables are more than 20dB below the limits  
 Note: both of Vertical and Horizontal polarization are evaluated, and only the worst case is recorded in this report

Test Band = WCDMA850

Test Mode = UMTS/TM3

Test Channel = MCH

Band	Ch.	Mode	Frequency (MHz)	Ant. (H/V)	Tx Ant. End (dBm)	Preamp (dB)	Atten	EIRP (dBm)	Limit (dBm)	Verdict
WCDMA850	MCH	QPSK	1672.8	H	-9.05	40.6	0.9	-48.75	-13	PASS

The emissions don't show in above result tables are more than 20dB below the limits  
 Note: both of Vertical and Horizontal polarization are evaluated, and only the worst case is recorded in this report

Test Band = WCDMA1700  
 Test Mode = UMTS /TM3  
 Test Channel = MCH

Band	Ch.	Mode	Frequency (MHz)	Ant. (H/V)	Tx Ant. End (dBm)	Preamp (dB)	Atten	EIRP (dBm)	Limit (dBm)	Verdict
WCDMA1700	MCH	QPSK	3465.2	H	-7.94	39	4.1	-42.84	-13	PASS

The emissions don't show in above result tables are more than 20dB below the limits  
 Note: both of Vertical and Horizontal polarization are evaluated, and only the worst case is recorded in this report

Test Band = WCDMA1900  
 Test Mode = UMTS /TM3  
 Test Channel = MCH

Band	Ch.	Mode	Frequency (MHz)	Ant. (H/V)	Tx Ant. End (dBm)	Preamp (dB)	Atten	EIRP (dBm)	Limit (dBm)	Verdict
WCDMA1900	MCH	QPSK	5640	H	-10.69	38.5	6.32	-42.87	-13	PASS

The emissions don't show in above result tables are more than 20dB below the limits  
 Note: both of Vertical and Horizontal polarization are evaluated, and only the worst case is recorded in this report

Test Band = LTE Band 2  
 Test Mode = QPSK /TM4&TM5  
 Test Channel = MCH

Band	Bw. (MHz)	Ch.	Mode	Frequency (MHz)	Ant. (H/V)	Tx Ant. End (dBm)	Preamp (dB)	Atten	EIRP (dBm)	Limit (dBm)	Verdict
Band2	1.4	MCH	QPSK	3760	H	-9.75	38.5	4.6	-43.65	-13	PASS
	3			3760	H	-9.71	38.5	4.6	-43.61	-13	PASS
	5			3760	H	-9.51	38.5	4.6	-43.41	-13	PASS
	10			3760	H	-9.32	38.5	4.6	-43.22	-13	PASS
	15			3760	H	-9.09	38.5	4.6	-42.99	-13	PASS
	20			3760	H	-8.87	38.5	4.6	-42.77	-13	PASS
	1.4		16QAM	3760	H	-8.75	38.5	4.6	-42.65	-13	PASS
	3			3760	H	-8.78	38.5	4.6	-42.68	-13	PASS
	5			3760	H	-8.55	38.5	4.6	-42.45	-13	PASS
	10			3760	H	-8.54	38.5	4.6	-42.44	-13	PASS
	15			3760	H	-8.54	38.5	4.6	-42.44	-13	PASS
	20			3760	H	-8.58	38.5	4.6	-42.48	-13	PASS

The emissions don't show in above result tables are more than 20dB below the limits  
 Note: both of Vertical and Horizontal polarization are evaluated, and only the worst case

is recorded in this report

Test Band = LTE Band 4  
 Test Mode = QPSK / TM4&TM5  
 Test Channel = MCH

Band	Bw. (MHz)	Ch.	Mode	Frequency (MHz)	Ant. (H/V)	Tx Ant. End (dBm)	Preamp (dB)	Atten	EIRP (dBm)	Limit (dBm)	Verdict
Band4	1.4	MCH	QPSK	3465	H	-7.85	39	4.1	-42.75	-13	PASS
	3			3465	H	-7.87	39	4.1	-42.77	-13	PASS
	5			3465	H	-7.74	39	4.1	-42.64	-13	PASS
	10			3465	H	-7.64	39	4.1	-42.54	-13	PASS
	15			3465	H	-7.61	39	4.1	-42.51	-13	PASS
	20			3465	H	-7.48	39	4.1	-42.38	-13	PASS
	1.4		16QAM	3465	H	-7.30	39	4.1	-42.20	-13	PASS
	3			3465	H	-7.23	39	4.1	-42.13	-13	PASS
	5			3465	H	-7.18	39	4.1	-42.08	-13	PASS
	10			3465	H	-6.98	39	4.1	-41.88	-13	PASS
	15			3465	H	-6.92	39	4.1	-41.82	-13	PASS
	20			3465	H	-6.95	39	4.1	-41.85	-13	PASS

The emissions don't show in above result tables are more than 20dB below the limits  
 Note: both of Vertical and Horizontal polarization are evaluated, and only the worst case is recorded in this report

Test Band = LTE Band 5  
 Test Mode = QPSK / TM4&TM5  
 Test Channel = MCH

Band	Bw. (MHz)	Ch.	Mode	Frequency (MHz)	Ant. (H/V)	Tx Ant. End (dBm)	Preamp (dB)	Atten	EIRP (dBm)	Limit (dBm)	Verdict
Band5	1.4	MCH	QPSK	1673	H	-11.75	40.6	0.9	-51.45	-13	PASS
	3			1673	H	-11.79	40.6	0.9	-51.49	-13	PASS
	5			1673	H	-11.80	40.6	0.9	-51.50	-13	PASS
	10			1673	H	-11.63	40.6	0.9	-51.33	-13	PASS
	1.4		16QAM	1673	H	-11.56	40.6	0.9	-51.26	-13	PASS
	3			1673	H	-11.57	40.6	0.9	-51.27	-13	PASS
	5			1673	H	-11.60	40.6	0.9	-51.30	-13	PASS
	10			1673	H	-11.41	40.6	0.9	-51.11	-13	PASS

The emissions don't show in above result tables are more than 20dB below the limits  
 Note: both of Vertical and Horizontal polarization are evaluated, and only the worst case is recorded in this report

Test Band = LTE Band 7  
 Test Mode = QPSK / TM4&TM5  
 Test Channel = MCH

Band	Bw. (MHz)	Ch.	Mode	Frequency (MHz)	Ant. (H/V)	Tx Ant. End (dBm)	Preamp (dB)	Atten	EIRP (dBm)	Limit (dBm)	Verdict
Band7	5	MCH	QPSK	5070	H	-5.24	38.5	6.32	-37.42	-25	PASS
	10			5070	H	-5.17	38.5	6.32	-37.35	-25	PASS
	15			5070	H	-5.05	38.5	6.32	-37.23	-25	PASS
	20			5070	H	-4.88	38.5	6.32	-37.06	-25	PASS
	5		16QAM	5070	H	-4.92	38.5	6.32	-37.10	-25	PASS
	10			5070	H	-5.02	38.5	6.32	-37.20	-25	PASS
	15			5070	H	-4.90	38.5	6.32	-37.08	-25	PASS
	20			5070	H	-4.72	38.5	6.32	-36.90	-25	PASS

The emissions don't show in above result tables are more than 20dB below the limits  
 Note: both of Vertical and Horizontal polarization are evaluated, and only the worst case is recorded in this report

Test Band = LTE Band 12  
 Test Mode = QPSK / TM4&TM5  
 Test Channel = MCH

Band	Bw. (MHz)	Ch.	Mode	Frequency (MHz)	Ant. (H/V)	Tx Ant. End (dBm)	Preamp (dB)	Atten	EIRP (dBm)	Limit (dBm)	Verdict
Band12	1.4	MCH	QPSK	1415	H	-15.77	40.6	0.9	-55.47	-13	PASS
	3			1415	H	-20.87	40.6	0.9	-60.57	-13	PASS
	5			1415	H	-20.90	40.6	0.9	-60.60	-13	PASS
	10			1415	H	-20.77	40.6	0.9	-60.47	-13	PASS
	1.4		16QAM	1415	H	-15.59	40.6	0.9	-55.29	-13	PASS
	3			1415	H	-20.69	40.6	0.9	-60.39	-13	PASS
	5			1415	H	-20.60	40.6	0.9	-60.30	-13	PASS
	10			1415	H	-20.44	40.6	0.9	-60.14	-13	PASS

The emissions don't show in above result tables are more than 20dB below the limits  
 Note: both of Vertical and Horizontal polarization are evaluated, and only the worst case is recorded in this report

Test Band = LTE Band 17  
 Test Mode = QPSK / TM4&TM5  
 Test Channel = MCH

Band	Bw. (MHz)	Ch.	Mode	Frequency (MHz)	Ant. (H/V)	Tx Ant. End (dBm)	Preamp (dB)	Atten	EIRP (dBm)	Limit (dBm)	Verdict
Band17	5	MCH	QPSK	1420	H	-20.12	40.6	0.9	-59.82	-13	PASS
	10			1420	H	-20.06	40.6	0.9	-59.76	-13	PASS
	5		16QAM	1420	H	-19.99	40.6	0.9	-59.69	-13	PASS
	10			1420	H	-20.02	40.6	0.9	-59.72	-13	PASS

The emissions don't show in above result tables are more than 20dB below the limits  
 Note: both of Vertical and Horizontal polarization are evaluated, and only the worst case is recorded in this report

Test Band = LTE Band 26  
 Test Mode = QPSK / TM4&TM5  
 Test Channel = MCH

Band	Bw. (MHz)	Ch.	Mode	Frequency (MHz)	Ant. (H/V)	Tx Ant. End (dBm)	Preamp (dB)	Atten	EIRP (dBm)	Limit (dBm)	Verdict
Band26	1.4	MCH	QPSK	1863	H	-21.23	40.6	0.9	-60.93	-13	PASS
	3			1863	H	-21.22	40.6	0.9	-60.92	-13	PASS
	5			1863	H	-10.30	40.6	0.9	-50.00	-13	PASS
	10			1863	H	-21.12	40.6	0.9	-60.82	-13	PASS
	1.4		16QAM	1863	H	-21.01	40.6	0.9	-60.71	-13	PASS
	3			1863	H	-20.85	40.6	0.9	-60.55	-13	PASS
	5			1863	H	-10.85	40.6	0.9	-50.55	-13	PASS
	10			1863	H	-20.83	40.6	0.9	-60.53	-13	PASS

The emissions don't show in above result tables are more than 20dB below the limits  
 Note: both of Vertical and Horizontal polarization are evaluated, and only the worst case is recorded in this report

Test Band = LTE Band 38  
 Test Mode = QPSK / TM4&TM5  
 Test Channel = MCH

Band	Bw. (MHz)	Ch.	Mode	Frequency (MHz)	Ant. (H/V)	Tx Ant. End (dBm)	Preamp (dB)	Atten	EIRP (dBm)	Limit (dBm)	Verdict
Band38	5	MCH	QPSK	5190	V	-10.18	38.5	6.32	-42.36	-25	PASS
	10			5190	V	-10.18	38.5	6.32	-42.36	-25	PASS
	15			5190	V	-10.20	38.5	6.32	-42.38	-25	PASS
	20			5190	V	-10.08	38.5	6.32	-42.26	-25	PASS
	5		16QAM	5190	V	-10.17	38.5	6.32	-42.35	-25	PASS
	10			5190	V	-10.16	38.5	6.32	-42.34	-25	PASS
	15			5190	V	-9.96	38.5	6.32	-42.14	-25	PASS
	20			5190	V	-9.93	38.5	6.32	-42.11	-25	PASS

The emissions don't show in above result tables are more than 20dB below the limits  
 Note: both of Vertical and Horizontal polarization are evaluated, and only the worst case is recorded in this report

Test Band = LTE Band 41  
 Test Mode = QPSK / TM4&TM5  
 Test Channel = MCH

Band	Bw. (MHz)	Ch.	Mode	Frequency (MHz)	Ant. (H/V)	Tx Ant. End (dBm)	Preamp (dB)	Atten	EIRP (dBm)	Limit (dBm)	Verdict
Band41	5	MCH	QPSK	5210	H	-10.41	38.5	6.32	-42.59	-25	PASS
	10			5210	H	-10.48	38.5	6.32	-42.66	-25	PASS
	15			5210	H	-10.51	38.5	6.32	-42.69	-25	PASS
	20			5210	H	-10.39	38.5	6.32	-42.57	-25	PASS
	5		16QAM	5210	H	-10.24	38.5	6.32	-42.42	-25	PASS
	10			5210	H	-10.18	38.5	6.32	-42.36	-25	PASS
	15			5210	H	-10.22	38.5	6.32	-42.40	-25	PASS
	20			5210	H	-10.12	38.5	6.32	-42.30	-25	PASS

The emissions don't show in above result tables are more than 20dB below the limits  
Note: both of Vertical and Horizontal polarization are evaluated, and only the worst case is recorded in this report

Test Band = LTE Band 66  
Test Mode = QPSK / TM4&TM5  
Test Channel = MCH

Band	Bw. (MHz)	Ch.	Mode	Frequency (MHz)	Ant. (H/V)	Tx Ant. End (dBm)	Preamp (dB)	Atten	EIRP (dBm)	Limit (dBm)	Verdict
Band66	1.4	MCH	QPSK	3490	H	-7.51	39	4.1	-42.41	-13	PASS
	3			3490	H	-7.39	39	4.1	-42.29	-13	PASS
	5			3490	H	-7.39	39	4.1	-42.29	-13	PASS
	10			3490	H	-7.36	39	4.1	-42.26	-13	PASS
	15			3490	H	-7.21	39	4.1	-42.11	-13	PASS
	20			3490	H	-7.19	39	4.1	-42.09	-13	PASS
	1.4		16QAM	3490	H	-7.27	39	4.1	-42.17	-13	PASS
	3			3490	H	-7.13	39	4.1	-42.03	-13	PASS
	5			3490	H	-7.16	39	4.1	-42.06	-13	PASS
	10			3490	H	-7.24	39	4.1	-42.14	-13	PASS
	15			3490	H	-7.10	39	4.1	-42.00	-13	PASS
	20			3490	H	-7.05	39	4.1	-41.95	-13	PASS

The emissions don't show in above result tables are more than 20dB below the limits  
Note: both of Vertical and Horizontal polarization are evaluated, and only the worst case is recorded in this report



**Diversity antenna:**

Test Band = GSM850  
Test Mode = GSM /TM1&TM2  
Test Channel = MCH

Band	Ch.	Mode	Frequency (MHz)	Ant. (H/V)	Tx Ant. End (dBm)	Preamp (dB)	Atten	EIRP (dBm)	Limit (dBm)	Verdict
GSM850	MCH	GPRS	1673.2	H	-9.21	40.6	0.9	-48.74	-13	PASS
		EDGE	1673.2	H	-9.01	40.6	0.9	-48.73	-13	PASS

The emissions don't show in above result tables are more than 20dB below the limits  
Note: both of Vertical and Horizontal polarization are evaluated, and only the worst case is recorded in this report

Test Band = PCS1900  
Test Mode = GSM /TM1&TM2  
Test Channel = MCH

Band	Ch.	Mode	Frequency (MHz)	Ant. (H/V)	Tx Ant. End (dBm)	Preamp (dB)	Atten	EIRP (dBm)	Limit (dBm)	Verdict
PCS1900	MCH	GPRS	5640	H	11.87	38.5	6.32	-20.31	-13	PASS
		EDGE	5640	H	11.71	38.5	6.32	-20.47	-13	PASS

The emissions don't show in above result tables are more than 20dB below the limits  
Note: both of Vertical and Horizontal polarization are evaluated, and only the worst case is recorded in this report

Test Band = WCDMA850  
Test Mode = UMTS/TM3  
Test Channel = MCH

Band	Ch.	Mode	Frequency (MHz)	Ant. (H/V)	Tx Ant. End (dBm)	Preamp (dB)	Atten	EIRP (dBm)	Limit (dBm)	Verdict
WCDMA850	MCH	QPSK	1672.8	H	-9.12	40.6	0.9	-48.82	-13	PASS

The emissions don't show in above result tables are more than 20dB below the limits  
Note: both of Vertical and Horizontal polarization are evaluated, and only the worst case is recorded in this report

Test Band = WCDMA1700  
 Test Mode = UMTS /TM3  
 Test Channel = MCH

Band	Ch.	Mode	Frequency (MHz)	Ant. (H/V)	Tx Ant. End (dBm)	Preamp (dB)	Atten	EIRP (dBm)	Limit (dBm)	Verdict
WCDMA1700	MCH	QPSK	3465.2	H	-7.94	39	4.1	-42.84	-13	PASS

The emissions don't show in above result tables are more than 20dB below the limits  
 Note: both of Vertical and Horizontal polarization are evaluated, and only the worst case is recorded in this report

Test Band = WCDMA1900  
 Test Mode = UMTS /TM3  
 Test Channel = MCH

Band	Ch.	Mode	Frequency (MHz)	Ant. (H/V)	Tx Ant. End (dBm)	Preamp (dB)	Atten	EIRP (dBm)	Limit (dBm)	Verdict
WCDMA1900	MCH	QPSK	5640	H	-10.78	38.5	6.32	-42.89	-13	PASS

The emissions don't show in above result tables are more than 20dB below the limits  
 Note: both of Vertical and Horizontal polarization are evaluated, and only the worst case is recorded in this report

Test Band = LTE Band 2  
 Test Mode = QPSK /TM4&TM5  
 Test Channel = MCH

Band	Bw. (MHz)	Ch.	Mode	Frequency (MHz)	Ant. (H/V)	Tx Ant. End (dBm)	Preamp (dB)	Atten	EIRP (dBm)	Limit (dBm)	Verdict
Band2	1.4	MCH	QPSK	3760	H	-9.71	38.5	4.6	-43.61	-13	PASS
	3			3760	H	-9.46	38.5	4.6	-43.36	-13	PASS
	5			3760	H	-9.33	38.5	4.6	-43.23	-13	PASS
	10			3760	H	-9.37	38.5	4.6	-43.27	-13	PASS
	15			3760	H	-9.41	38.5	4.6	-43.31	-13	PASS
	20			3760	H	-9.33	38.5	4.6	-43.23	-13	PASS
	1.4		16QAM	3760	H	-9.22	38.5	4.6	-43.12	-13	PASS
	3			3760	H	-9.09	38.5	4.6	-42.99	-13	PASS
	5			3760	H	-9.09	38.5	4.6	-42.99	-13	PASS
	10			3760	H	-9.05	38.5	4.6	-42.95	-13	PASS
	15			3760	H	-9.05	38.5	4.6	-42.95	-13	PASS
	20			3760	H	-8.85	38.5	4.6	-42.75	-13	PASS

The emissions don't show in above result tables are more than 20dB below the limits  
 Note: both of Vertical and Horizontal polarization are evaluated, and only the worst case

is recorded in this report

Test Band = LTE Band 4  
 Test Mode = QPSK / TM4&TM5  
 Test Channel = MCH

Band	Bw. (MHz)	Ch.	Mode	Frequency (MHz)	Ant. (H/V)	Tx Ant. End (dBm)	Preamp (dB)	Atten	EIRP (dBm)	Limit (dBm)	Verdict
Band4	1.4	MCH	QPSK	3465	H	-7.81	39	4.1	-42.71	-13	PASS
	3			3465	H	-7.66	39	4.1	-42.56	-13	PASS
	5			3465	H	-7.59	39	4.1	-42.49	-13	PASS
	10			3465	H	-7.49	39	4.1	-42.39	-13	PASS
	15			3465	H	-7.33	39	4.1	-42.23	-13	PASS
	20			3465	H	-7.31	39	4.1	-42.21	-13	PASS
	1.4		16QAM	3465	H	-7.18	39	4.1	-42.08	-13	PASS
	3			3465	H	-7.04	39	4.1	-41.94	-13	PASS
	5			3465	H	-6.84	39	4.1	-41.74	-13	PASS
	10			3465	H	-6.82	39	4.1	-41.72	-13	PASS
	15			3465	H	-6.69	39	4.1	-41.59	-13	PASS
	20			3465	H	-6.73	39	4.1	-41.63	-13	PASS

The emissions don't show in above result tables are more than 20dB below the limits  
 Note: both of Vertical and Horizontal polarization are evaluated, and only the worst case is recorded in this report

Test Band = LTE Band 5  
 Test Mode = QPSK / TM4&TM5  
 Test Channel = MCH

Band	Bw. (MHz)	Ch.	Mode	Frequency (MHz)	Ant. (H/V)	Tx Ant. End (dBm)	Preamp (dB)	Atten	EIRP (dBm)	Limit (dBm)	Verdict
Band5	1.4	MCH	QPSK	1673	H	-11.48	40.6	0.9	-51.18	-13	PASS
	3			1673	H	-11.41	40.6	0.9	-51.11	-13	PASS
	5			1673	H	-11.40	40.6	0.9	-51.10	-13	PASS
	10			1673	H	-11.39	40.6	0.9	-51.09	-13	PASS
	1.4		16QAM	1673	H	-11.29	40.6	0.9	-50.99	-13	PASS
	3			1673	H	-11.30	40.6	0.9	-51.00	-13	PASS
	5			1673	H	-11.35	40.6	0.9	-51.05	-13	PASS
	10			1673	H	-11.25	40.6	0.9	-50.95	-13	PASS

The emissions don't show in above result tables are more than 20dB below the limits  
 Note: both of Vertical and Horizontal polarization are evaluated, and only the worst case is recorded in this report

Test Band = LTE Band 7  
 Test Mode = QPSK / TM4&TM5  
 Test Channel = MCH

Band	Bw. (MHz)	Ch.	Mode	Frequency (MHz)	Ant. (H/V)	Tx Ant. End (dBm)	Preamp (dB)	Atten	EIRP (dBm)	Limit (dBm)	Verdict
Band7	5	MCH	QPSK	5070	H	-5.20	38.5	6.32	-37.38	-25	PASS
	10			5070	H	-5.17	38.5	6.32	-37.35	-25	PASS
	15			5070	H	-4.98	38.5	6.32	-37.16	-25	PASS
	20			5070	H	-5.01	38.5	6.32	-37.19	-25	PASS
	5		16QAM	5070	H	-4.83	38.5	6.32	-37.01	-25	PASS
	10			5070	H	-4.87	38.5	6.32	-37.05	-25	PASS
	15			5070	H	-4.75	38.5	6.32	-36.93	-25	PASS
	20			5070	H	-4.59	38.5	6.32	-36.77	-25	PASS

The emissions don't show in above result tables are more than 20dB below the limits  
 Note: both of Vertical and Horizontal polarization are evaluated, and only the worst case is recorded in this report

Test Band = LTE Band 12  
 Test Mode = QPSK / TM4&TM5  
 Test Channel = MCH

Band	Bw. (MHz)	Ch.	Mode	Frequency (MHz)	Ant. (H/V)	Tx Ant. End (dBm)	Preamp (dB)	Atten	EIRP (dBm)	Limit (dBm)	Verdict
Band12	1.4	MCH	QPSK	1415	H	-15.77	40.6	0.9	-55.47	-13	PASS
	3			1415	H	-20.87	40.6	0.9	-60.57	-13	PASS
	5			1415	H	-20.90	40.6	0.9	-60.60	-13	PASS
	10			1415	H	-20.77	40.6	0.9	-60.47	-13	PASS
	1.4		16QAM	1415	H	-15.59	40.6	0.9	-55.29	-13	PASS
	3			1415	H	-20.69	40.6	0.9	-60.39	-13	PASS
	5			1415	H	-20.60	40.6	0.9	-60.30	-13	PASS
	10			1415	H	-20.44	40.6	0.9	-60.14	-13	PASS

The emissions don't show in above result tables are more than 20dB below the limits  
 Note: both of Vertical and Horizontal polarization are evaluated, and only the worst case is recorded in this report

Test Band = LTE Band 17  
 Test Mode = QPSK / TM4&TM5  
 Test Channel = MCH

Band	Bw. (MHz)	Ch.	Mode	Frequency (MHz)	Ant. (H/V)	Tx Ant. End (dBm)	Preamp (dB)	Atten	EIRP (dBm)	Limit (dBm)	Verdict
Band17	5	MCH	QPSK	1420	H	-20.11	40.6	0.9	-59.81	-13	PASS
	10			1420	H	-20.12	40.6	0.9	-59.82	-13	PASS
	5		16QAM	1420	H	-19.97	40.6	0.9	-59.67	-13	PASS
	10			1420	H	-19.82	40.6	0.9	-59.52	-13	PASS

The emissions don't show in above result tables are more than 20dB below the limits  
 Note: both of Vertical and Horizontal polarization are evaluated, and only the worst case is recorded in this report

Test Band = LTE Band 26  
 Test Mode = QPSK / TM4&TM5  
 Test Channel = MCH

Band	Bw. (MHz)	Ch.	Mode	Frequency (MHz)	Ant. (H/V)	Tx Ant. End (dBm)	Preamp (dB)	Atten	EIRP (dBm)	Limit (dBm)	Verdict
Band26	1.4	MCH	QPSK	1863	H	-20.13	40.6	0.9	-59.83	-13	PASS
	3			1863	H	-20.08	40.6	0.9	-59.78	-13	PASS
	5			1863	H	-20.08	40.6	0.9	-59.78	-13	PASS
	10			1863	H	-20.02	40.6	0.9	-59.72	-13	PASS
	1.4		16QAM	1863	H	-20.10	40.6	0.9	-59.80	-13	PASS
	3			1863	H	-19.91	40.6	0.9	-59.61	-13	PASS
	5			1863	H	-19.94	40.6	0.9	-59.64	-13	PASS
	10			1863	H	-19.91	40.6	0.9	-59.61	-13	PASS

The emissions don't show in above result tables are more than 20dB below the limits  
 Note: both of Vertical and Horizontal polarization are evaluated, and only the worst case is recorded in this report

Test Band = LTE Band 38  
 Test Mode = QPSK / TM4&TM5  
 Test Channel = MCH

Band	Bw. (MHz)	Ch.	Mode	Frequency (MHz)	Ant. (H/V)	Tx Ant. End (dBm)	Preamp (dB)	Atten	EIRP (dBm)	Limit (dBm)	Verdict
Band38	5	MCH	QPSK	5190	V	-10.11	38.5	6.32	-42.29	-25	PASS
	10			5190	V	-10.15	38.5	6.32	-42.33	-25	PASS
	15			5190	V	-10.01	38.5	6.32	-42.19	-25	PASS
	20			5190	V	-9.97	38.5	6.32	-42.15	-25	PASS
	5		16QAM	5190	V	-9.78	38.5	6.32	-41.96	-25	PASS
	10			5190	V	-9.59	38.5	6.32	-41.77	-25	PASS
	15			5190	V	-9.51	38.5	6.32	-41.69	-25	PASS
	20			5190	V	-9.56	38.5	6.32	-41.74	-25	PASS

The emissions don't show in above result tables are more than 20dB below the limits  
 Note: both of Vertical and Horizontal polarization are evaluated, and only the worst case is recorded in this report

Test Band = LTE Band 41  
 Test Mode = QPSK / TM4&TM5  
 Test Channel = MCH

Band	Bw. (MHz)	Ch.	Mode	Frequency (MHz)	Ant. (H/V)	Tx Ant. End (dBm)	Preamp (dB)	Atten	EIRP (dBm)	Limit (dBm)	Verdict
Band41	5	MCH	QPSK	5210	H	-10.30	38.5	6.32	-42.48	-25	PASS
	10			5210	H	-10.31	38.5	6.32	-42.49	-25	PASS
	15			5210	H	-10.26	38.5	6.32	-42.44	-25	PASS
	20			5210	H	-10.17	38.5	6.32	-42.35	-25	PASS
	5		16QAM	5210	H	-10.25	38.5	6.32	-42.43	-25	PASS
	10			5210	H	-10.17	38.5	6.32	-42.35	-25	PASS
	15			5210	H	-10.22	38.5	6.32	-42.40	-25	PASS
	20			5210	H	-10.23	38.5	6.32	-42.41	-25	PASS

The emissions don't show in above result tables are more than 20dB below the limits  
Note: both of Vertical and Horizontal polarization are evaluated, and only the worst case is recorded in this report

Test Band = LTE Band 66  
Test Mode = QPSK / TM4&TM5  
Test Channel = MCH

Band	Bw. (MHz)	Ch.	Mode	Frequency (MHz)	Ant. (H/V)	Tx Ant. End (dBm)	Preamp (dB)	Atten	EIRP (dBm)	Limit (dBm)	Verdict
Band66	1.4	MCH	QPSK	3490	H	-7.41	39	4.1	-42.31	-13	PASS
	3			3490	H	-7.39	39	4.1	-42.29	-13	PASS
	5			3490	H	-7.44	39	4.1	-42.34	-13	PASS
	10			3490	H	-7.25	39	4.1	-42.15	-13	PASS
	15			3490	H	-7.31	39	4.1	-42.21	-13	PASS
	20			3490	H	-7.15	39	4.1	-42.05	-13	PASS
	1.4		16QAM	3490	H	-7.17	39	4.1	-42.07	-13	PASS
	3			3490	H	-7.03	39	4.1	-41.93	-13	PASS
	5			3490	H	-7.07	39	4.1	-41.97	-13	PASS
	10			3490	H	-7.16	39	4.1	-42.06	-13	PASS
	15			3490	H	-7.04	39	4.1	-41.94	-13	PASS
	20			3490	H	-6.97	39	4.1	-41.87	-13	PASS

The emissions don't show in above result tables are more than 20dB below the limits  
Note: both of Vertical and Horizontal polarization are evaluated, and only the worst case is recorded in this report

## 5.6. Frequency Stability

### 5.6.1. Test Standard

CFR 47 (FCC) part 2.1055, 22.355 , 24.235 , 27.54 and 90.213

### 5.6.2. Test Limit

According to part 22.355, from 821MHz to 896MHz, for mobile device, the carrier frequency of each transmitter in the Public Mobile Services must be maintained within the tolerances 2.5ppm.

FCC: §24.235 & §27.54

The frequency stability shall be sufficient to ensure that the fundamental emission stays within the authorized frequency block.

FCC 90.213, The carrier frequency shall not depart from the reference frequency in excess of  $\pm 2.5$  ppm for mobile stations.

### 5.6.3. Test Procedure

#### GSM/WCDMA

In order to measure the carrier frequency under the condition of AFC lock, it is necessary to make measurements with the EUT in a "call mode". This is accomplished with the use of R&SCMU 200 Universal Radio Communication Tester.

1. Measure the carrier frequency at room temperature.
2. Subject the EUT to overnight soak at  $-30^{\circ}\text{C}$ .
3. With the EUT, powered via nominal voltage, connected to the CMU 200 and in a simulated call on mid channel (190 for GSM 850 & 4183 for WCDMA 850& 661 for PCS1900 & 9400), measure the carrier frequency. These measurements should be made within 2 minutes of powering up the EUT, to prevent significant self-warming.
4. Repeat the above measurements at 10 C increments from  $-30^{\circ}\text{C}$  to  $+50^{\circ}\text{C}$ . Allow at least 1 1/2 hours at each temperature, un-powered, before making measurements.
5. Re-measure carrier frequency at room temperature with nominal voltage. Re-measure carrier frequency at low and high voltage. Pau seat nominal voltage for 1/2 hours un-powered, to allow any self-heating to stabilize, before continuing.
6. Subject the EUT to overnight soak at  $+50^{\circ}\text{C}$ .
7. With the EUT, powered via nominal voltage, connected to the CMU 200 and in a simulated call on mid channel (190 for GSM 850 & 4183 for WCDMA 850& 661 for PCS1900 & 9400 for WCDMA 1900), measure the carrier frequency. These measurements should be made within 2 minutes of powering up the EUT, to prevent significant self-warming.
8. Repeat the above measurements at 10  $^{\circ}\text{C}$  increments from  $+50^{\circ}\text{C}$  to  $-30^{\circ}\text{C}$ . Allow at least 1/2 hours at each temperature, un-powered, before making measurements.
9. At all temperature levels hold the temperature to  $\pm 0.5^{\circ}\text{C}$  during the measurement procedure.

#### LTE

1. The transmitter output (antenna port) was connected to the BS Simulator.
2. The BS simulator was used to set the TX channel and power level and modulate the TX signal with different bit patterns.
3. BS simulator used the frequency error function and measured the peak frequency

error. Power must be removed when changing from one temperature to another or one voltage to another voltage. Power warm up is at least 15 min and power applied should perform before recording frequency error. The each temperature step shall be at least 0.5 hours, consider the EUT could be test under the stability condition.

4. EUT is connected the external power supply to control the DC input power. The various Volts from the minimum Low Volts to High Volts. Each step shall be record the frequency error rate.

5. The test extreme voltage is to change the primary supply voltage from 85 to 115 percent of the nominal value.

6. Extreme temperature rule is  $-30^{\circ}\text{C}\sim 50^{\circ}\text{C}$ .

#### 5.6.4. Test Setup

Connect the EUT to the Wireless Communication test set CMU200 or CMW 500 via the connector. Then measure the frequency error by the Wireless Communication test set CMU200/CMW 500. The EUT's output is matched with a  $50\ \Omega$  load.



### 5.6.5.Test Data

#### Measurement Results vs. Variation of Temperature – GSM850

Temperature	Nominal Frequency (MHz)	Measured Frequency Error(Hz)	Result
-30 °C	836.6	17.37	Pass
-20 °C	836.6	15.95	Pass
-10 °C	836.6	19.63	Pass
0 °C	836.6	15.30	Pass
+10 °C	836.6	17.31	Pass
+20 °C	836.6	18.21	Pass
+30 °C	836.6	14.98	Pass
+40 °C	836.6	18.40	Pass
+50 °C	836.6	19.18	Pass

#### Measurement Results vs. Variation of Voltage – GSM850

Voltage	Nominal Frequency (MHz)	Measured Frequency Error(Hz)	Result
Low Voltage	836.6	17.82	Pass
Normal Voltage	836.6	13.50	Pass
High Voltage	836.6	17.24	Pass

#### Measurement Results vs. Variation of Temperature – EDGE850

Temperature	Nominal Frequency (MHz)	Measured Frequency Error(Hz)	Result
-30 °C	836.6	30.70	Pass
-20 °C	836.6	31.09	Pass
-10 °C	836.6	32.22	Pass
0 °C	836.6	29.48	Pass
+10 °C	836.6	31.06	Pass

+20 °C	836.6	30.41	Pass
+30 °C	836.6	29.41	Pass
+40 °C	836.6	29.35	Pass
+50 °C	836.6	30.80	Pass

Measurement Results vs. Variation of Voltage – EDGE850

Voltage	Nominal Frequency (MHz)	Measured Frequency Error(Hz)	Result
Low Voltage	836.6	26.76	Pass
Normal Voltage	836.6	27.93	Pass
High Voltage	836.6	25.96	Pass

Measurement Results vs. Variation of Temperature – GSM1900

Temperature	Nominal Frequency (MHz)	Measured Frequency Error(Hz)	Result
-30 °C	1880.0	47.07	Pass
-20 °C	1880.0	45.59	Pass
-10 °C	1880.0	45.07	Pass
0 °C	1880.0	47.14	Pass
+10 °C	1880.0	47.14	Pass
+20 °C	1880.0	47.72	Pass
+30 °C	1880.0	48.17	Pass
+40 °C	1880.0	47.78	Pass
+50 °C	1880.0	45.26	Pass

Measurement Results vs. Variation of Voltage – GSM1900

Voltage	Nominal Frequency (MHz)	Measured Frequency Error(Hz)	Result
Low Voltage	1880.0	47.85	Pass

Normal Voltage	1880.0	46.75	Pass
High Voltage	1880.0	47.27	Pass

Measurement Results vs. Variation of Temperature – EDGE1900

Temperature	Nominal Frequency (MHz)	Measured Frequency Error(Hz)	Result
-30 °C	1880.0	62.41	Pass
-20 °C	1880.0	55.21	Pass
-10 °C	1880.0	54.34	Pass
0 °C	1880.0	59.95	Pass
+10 °C	1880.0	58.63	Pass
+20 °C	1880.0	52.59	Pass
+30 °C	1880.0	58.28	Pass
+40 °C	1880.0	57.08	Pass
+50 °C	1880.0	58.02	Pass

Measurement Results vs. Variation of Voltage – EDGE1900

Voltage	Nominal Frequency (MHz)	Measured Frequency Error(Hz)	Result
Low Voltage	1880.0	54.53	Pass
Normal Voltage	1880.0	51.27	Pass
High Voltage	1880.0	52.14	Pass

Measurement Results vs. Variation of Temperature—WCDMA850

Temperature	Nominal Frequency (MHz)	Measured Frequency Error(Hz)	Result
-30 °C	836.6	-7.05	Pass
-20 °C	836.6	-7.48	Pass
-10 °C	836.6	-9.90	Pass
0 °C	836.6	-8.01	Pass
+10 °C	836.6	-9.70	Pass
+20 °C	836.6	-7.26	Pass
+30 °C	836.6	-9.81	Pass
+40 °C	836.6	-11.92	Pass
+50 °C	836.6	-9.31	Pass

Measurement Results vs. Variation of Voltage—WCDMA850

Voltage	Nominal Frequency (MHz)	Measured Frequency Error(Hz)	Result
VL	836.6	-8.13	Pass
VN	836.6	-12.24	Pass
VH	836.6	-17.23	Pass

Measurement Results vs. Variation of Temperature—WCDMA1700

Temperature	Nominal Frequency (MHz)	Measured Frequency Error(Hz)	Result
-30 °C	1880.0	-17.94	Pass
-20 °C	1880.0	-27.25	Pass
-10 °C	1880.0	-25.31	Pass
0 °C	1880.0	-20.55	Pass
+10 °C	1880.0	-17.88	Pass
+20 °C	1880.0	-17.97	Pass

+30 °C	1880.0	-16.75	Pass
+40 °C	1880.0	-20.97	Pass
+50 °C	1880.0	-19.61	Pass

Measurement Results vs. Variation of Voltage—WCDMA1700

Voltage	Nominal Frequency (MHz)	Measured Frequency Error(Hz)	Result
VL	1880.0	-8.13	Pass
VN	1880.0	-12.24	Pass
VH	1880.0	-17.23	Pass

Measurement Results vs. Variation of Temperature—WCDMA1900

Temperature	Nominal Frequency (MHz)	Measured Frequency Error(Hz)	Result
-30 °C	1880.0	-13.75	Pass
-20 °C	1880.0	-20.42	Pass
-10 °C	1880.0	-16.34	Pass
0 °C	1880.0	-14.10	Pass
+10 °C	1880.0	-18.49	Pass
+20 °C	1880.0	-8.44	Pass
+30 °C	1880.0	-14.80	Pass
+40 °C	1880.0	-13.09	Pass
+50 °C	1880.0	-17.07	Pass

Measurement Results vs. Variation of Voltage—WCDMA1900

Voltage	Nominal Frequency (MHz)	Measured Frequency Error(Hz)	Result
VL	1880.0	-16.80	Pass
VN	1880.0	-16.71	Pass
VH	1880.0	-22.61	Pass

**Measurement Results vs. Variation of Voltage-  
LTE Mode with QPSK Modulation(TM4) & LTE Mode with 16QAM Modulation(TM5)**

Band	Bandwidth	Modulation	Channel	RB Configure	Voltage [Vdc]	Deviation (Hz)	Deviation (ppm)	Limit (ppm)	Verdict
Band2	1.4MHz	QPSK	18900	6RB#0	VL	-15.03	-0.007995	±2.5	PASS
Band2	1.4MHz	QPSK	18900	6RB#0	VN	-17.41	-0.009261	±2.5	PASS
Band2	1.4MHz	QPSK	18900	6RB#0	VH	-15.68	-0.008340	±2.5	PASS
Band2	1.4MHz	16QAM	18900	6RB#0	VL	-16.12	-0.008574	±2.5	PASS
Band2	1.4MHz	16QAM	18900	6RB#0	VN	-17.65	-0.009388	±2.5	PASS
Band2	1.4MHz	16QAM	18900	6RB#0	VH	-17.21	-0.009154	±2.5	PASS
Band2	3MHz	QPSK	18900	15RB#0	VL	-16.77	-0.008920	±2.5	PASS
Band2	3MHz	QPSK	18900	15RB#0	VN	-16.59	-0.008824	±2.5	PASS
Band2	3MHz	QPSK	18900	15RB#0	VH	-21.09	-0.011218	±2.5	PASS
Band2	3MHz	16QAM	18900	15RB#0	VL	-21.93	-0.011665	±2.5	PASS
Band2	3MHz	16QAM	18900	15RB#0	VN	-14.95	-0.007952	±2.5	PASS
Band2	3MHz	16QAM	18900	15RB#0	VH	-15.58	-0.008287	±2.5	PASS
Band2	5MHz	QPSK	18900	25RB#0	VL	-21.84	-0.011617	±2.5	PASS
Band2	5MHz	QPSK	18900	25RB#0	VN	-19.11	-0.010165	±2.5	PASS
Band2	5MHz	QPSK	18900	25RB#0	VH	-22.39	-0.011910	±2.5	PASS
Band2	5MHz	16QAM	18900	25RB#0	VL	-15.11	-0.008037	±2.5	PASS
Band2	5MHz	16QAM	18900	25RB#0	VN	-15.94	-0.008479	±2.5	PASS
Band2	5MHz	16QAM	18900	25RB#0	VH	-14.98	-0.007968	±2.5	PASS
Band2	10MHz	QPSK	18900	50RB#0	VL	-22.09	-0.011750	±2.5	PASS
Band2	10MHz	QPSK	18900	50RB#0	VN	-16.82	-0.008947	±2.5	PASS
Band2	10MHz	QPSK	18900	50RB#0	VH	-19.33	-0.010282	±2.5	PASS
Band2	10MHz	16QAM	18900	50RB#0	VL	-21.57	-0.011473	±2.5	PASS
Band2	10MHz	16QAM	18900	50RB#0	VN	-21.43	-0.011399	±2.5	PASS
Band2	10MHz	16QAM	18900	50RB#0	VH	-14.39	-0.007654	±2.5	PASS
Band2	15MHz	QPSK	18900	75RB#0	VL	-19.98	-0.010628	±2.5	PASS
Band2	15MHz	QPSK	18900	75RB#0	VN	-15.46	-0.008223	±2.5	PASS
Band2	15MHz	QPSK	18900	75RB#0	VH	-20.10	-0.010691	±2.5	PASS
Band2	15MHz	16QAM	18900	75RB#0	VL	-19.47	-0.010356	±2.5	PASS
Band2	15MHz	16QAM	18900	75RB#0	VN	-19.93	-0.010601	±2.5	PASS
Band2	15MHz	16QAM	18900	75RB#0	VH	-19.13	-0.010176	±2.5	PASS
Band2	20MHz	QPSK	18900	100RB#0	VL	-17.92	-0.009532	±2.5	PASS
Band2	20MHz	QPSK	18900	100RB#0	VN	-22.89	-0.012176	±2.5	PASS
Band2	20MHz	QPSK	18900	100RB#0	VH	-17.02	-0.009053	±2.5	PASS
Band2	20MHz	16QAM	18900	100RB#0	VL	-17.60	-0.009362	±2.5	PASS
Band2	20MHz	16QAM	18900	100RB#0	VN	-15.22	-0.008096	±2.5	PASS
Band2	20MHz	16QAM	18900	100RB#0	VH	-16.14	-0.008585	±2.5	PASS
Band4	1.4MHz	QPSK	20175	6RB#0	VL	-10.10	-0.005830	±2.5	PASS
Band4	1.4MHz	QPSK	20175	6RB#0	VN	-11.34	-0.006545	±2.5	PASS
Band4	1.4MHz	QPSK	20175	6RB#0	VH	-13.15	-0.007590	±2.5	PASS
Band4	1.4MHz	16QAM	20175	6RB#0	VL	-12.56	-0.007250	±2.5	PASS
Band4	1.4MHz	16QAM	20175	6RB#0	VN	-10.89	-0.006286	±2.5	PASS
Band4	1.4MHz	16QAM	20175	6RB#0	VH	-14.31	-0.008260	±2.5	PASS
Band4	3MHz	QPSK	20175	15RB#0	VL	-13.55	-0.007821	±2.5	PASS
Band4	3MHz	QPSK	20175	15RB#0	VN	-9.84	-0.005680	±2.5	PASS

Band4	3MHz	QPSK	20175	15RB#0	VH	-9.94	-0.005737	±2.5	PASS
Band4	3MHz	16QAM	20175	15RB#0	VL	-14.41	-0.008317	±2.5	PASS
Band4	3MHz	16QAM	20175	15RB#0	VN	-15.38	-0.008877	±2.5	PASS
Band4	3MHz	16QAM	20175	15RB#0	VH	-10.91	-0.006297	±2.5	PASS
Band4	5MHz	QPSK	20175	25RB#0	VL	-11.82	-0.006823	±2.5	PASS
Band4	5MHz	QPSK	20175	25RB#0	VN	-12.07	-0.006967	±2.5	PASS
Band4	5MHz	QPSK	20175	25RB#0	VH	-10.54	-0.006084	±2.5	PASS
Band4	5MHz	16QAM	20175	25RB#0	VL	-17.50	-0.010101	±2.5	PASS
Band4	5MHz	16QAM	20175	25RB#0	VN	-11.86	-0.006846	±2.5	PASS
Band4	5MHz	16QAM	20175	25RB#0	VH	-13.09	-0.007556	±2.5	PASS
Band4	10MHz	QPSK	20175	50RB#0	VL	-13.20	-0.007619	±2.5	PASS
Band4	10MHz	QPSK	20175	50RB#0	VN	-16.21	-0.009356	±2.5	PASS
Band4	10MHz	QPSK	20175	50RB#0	VH	-12.12	-0.006996	±2.5	PASS
Band4	10MHz	16QAM	20175	50RB#0	VL	-13.09	-0.007556	±2.5	PASS
Band4	10MHz	16QAM	20175	50RB#0	VN	-18.44	-0.010644	±2.5	PASS
Band4	10MHz	16QAM	20175	50RB#0	VH	-14.63	-0.008444	±2.5	PASS
Band4	15MHz	QPSK	20175	75RB#0	VL	-14.03	-0.008098	±2.5	PASS
Band4	15MHz	QPSK	20175	75RB#0	VN	-15.18	-0.008762	±2.5	PASS
Band4	15MHz	QPSK	20175	75RB#0	VH	-12.62	-0.007284	±2.5	PASS
Band4	15MHz	16QAM	20175	75RB#0	VL	-14.82	-0.008554	±2.5	PASS
Band4	15MHz	16QAM	20175	75RB#0	VN	-15.94	-0.009201	±2.5	PASS
Band4	15MHz	16QAM	20175	75RB#0	VH	-16.26	-0.009385	±2.5	PASS
Band4	20MHz	QPSK	20175	100RB#0	VL	-11.66	-0.006730	±2.5	PASS
Band4	20MHz	QPSK	20175	100RB#0	VN	-12.86	-0.007423	±2.5	PASS
Band4	20MHz	QPSK	20175	100RB#0	VH	-13.89	-0.008017	±2.5	PASS
Band4	20MHz	16QAM	20175	100RB#0	VL	-14.06	-0.008115	±2.5	PASS
Band4	20MHz	16QAM	20175	100RB#0	VN	-13.45	-0.007763	±2.5	PASS
Band4	20MHz	16QAM	20175	100RB#0	VH	-11.67	-0.006736	±2.5	PASS
Band5	1.4MHz	QPSK	20525	6RB#0	VL	-11.96	-0.014298	±2.5	PASS
Band5	1.4MHz	QPSK	20525	6RB#0	VN	-12.02	-0.014369	±2.5	PASS
Band5	1.4MHz	QPSK	20525	6RB#0	VH	-11.03	-0.013186	±2.5	PASS
Band5	1.4MHz	16QAM	20525	6RB#0	VL	-11.87	-0.014190	±2.5	PASS
Band5	1.4MHz	16QAM	20525	6RB#0	VN	-4.38	-0.005236	±2.5	PASS
Band5	1.4MHz	16QAM	20525	6RB#0	VH	-13.32	-0.015923	±2.5	PASS
Band5	3MHz	QPSK	20525	15RB#0	VL	-9.51	-0.011369	±2.5	PASS
Band5	3MHz	QPSK	20525	15RB#0	VN	-12.77	-0.015266	±2.5	PASS
Band5	3MHz	QPSK	20525	15RB#0	VH	-6.74	-0.008057	±2.5	PASS
Band5	3MHz	16QAM	20525	15RB#0	VL	-7.70	-0.009205	±2.5	PASS
Band5	3MHz	16QAM	20525	15RB#0	VN	-10.76	-0.012863	±2.5	PASS
Band5	3MHz	16QAM	20525	15RB#0	VH	-12.60	-0.015063	±2.5	PASS
Band5	5MHz	QPSK	20525	25RB#0	VL	-12.62	-0.015087	±2.5	PASS
Band5	5MHz	QPSK	20525	25RB#0	VN	-9.28	-0.011094	±2.5	PASS
Band5	5MHz	QPSK	20525	25RB#0	VH	-9.31	-0.011130	±2.5	PASS
Band5	5MHz	16QAM	20525	25RB#0	VL	-13.09	-0.015649	±2.5	PASS
Band5	5MHz	16QAM	20525	25RB#0	VN	-13.09	-0.015649	±2.5	PASS
Band5	5MHz	16QAM	20525	25RB#0	VH	-6.59	-0.007878	±2.5	PASS
Band5	10MHz	QPSK	20525	50RB#0	VL	-14.59	-0.017442	±2.5	PASS
Band5	10MHz	QPSK	20525	50RB#0	VN	-13.96	-0.016689	±2.5	PASS
Band5	10MHz	QPSK	20525	50RB#0	VH	-13.49	-0.016127	±2.5	PASS
Band5	10MHz	16QAM	20525	50RB#0	VL	-13.38	-0.015995	±2.5	PASS

Band5	10MHz	16QAM	20525	50RB#0	VN	-10.17	-0.012158	±2.5	PASS
Band5	10MHz	16QAM	20525	50RB#0	VH	-10.70	-0.012791	±2.5	PASS
Band7	5MHz	QPSK	21100	25RB#0	VL	-17.87	-0.007049	±2.5	PASS
Band7	5MHz	QPSK	21100	25RB#0	VN	-18.93	-0.007467	±2.5	PASS
Band7	5MHz	QPSK	21100	25RB#0	VH	-19.78	-0.007803	±2.5	PASS
Band7	5MHz	16QAM	21100	25RB#0	VL	-14.12	-0.005570	±2.5	PASS
Band7	5MHz	16QAM	21100	25RB#0	VN	-18.37	-0.007247	±2.5	PASS
Band7	5MHz	16QAM	21100	25RB#0	VH	-15.89	-0.006268	±2.5	PASS
Band7	10MHz	QPSK	21100	50RB#0	VL	-16.35	-0.006450	±2.5	PASS
Band7	10MHz	QPSK	21100	50RB#0	VN	-19.08	-0.007527	±2.5	PASS
Band7	10MHz	QPSK	21100	50RB#0	VH	-20.70	-0.008166	±2.5	PASS
Band7	10MHz	16QAM	21100	50RB#0	VL	-18.24	-0.007195	±2.5	PASS
Band7	10MHz	16QAM	21100	50RB#0	VN	-18.65	-0.007357	±2.5	PASS
Band7	10MHz	16QAM	21100	50RB#0	VH	-22.14	-0.008734	±2.5	PASS
Band7	15MHz	QPSK	21100	75RB#0	VL	-19.08	-0.007527	±2.5	PASS
Band7	15MHz	QPSK	21100	75RB#0	VN	-20.69	-0.008162	±2.5	PASS
Band7	15MHz	QPSK	21100	75RB#0	VH	-19.24	-0.007590	±2.5	PASS
Band7	15MHz	16QAM	21100	75RB#0	VL	-15.71	-0.006197	±2.5	PASS
Band7	15MHz	16QAM	21100	75RB#0	VN	-18.70	-0.007377	±2.5	PASS
Band7	15MHz	16QAM	21100	75RB#0	VH	-15.05	-0.005937	±2.5	PASS
Band7	20MHz	QPSK	21100	100RB#0	VL	-19.67	-0.007759	±2.5	PASS
Band7	20MHz	QPSK	21100	100RB#0	VN	-16.98	-0.006698	±2.5	PASS
Band7	20MHz	QPSK	21100	100RB#0	VH	-17.94	-0.007077	±2.5	PASS
Band7	20MHz	16QAM	21100	100RB#0	VL	-22.39	-0.008832	±2.5	PASS
Band7	20MHz	16QAM	21100	100RB#0	VN	13.66	0.005389	±2.5	PASS
Band7	20MHz	16QAM	21100	100RB#0	VH	-17.87	-0.007049	±2.5	PASS
Band12	1.4MHz	QPSK	23095	6RB#0	VL	-12.82	-0.018120	±2.5	PASS
Band12	1.4MHz	QPSK	23095	6RB#0	VN	-11.66	-0.016481	±2.5	PASS
Band12	1.4MHz	QPSK	23095	6RB#0	VH	-10.70	-0.015124	±2.5	PASS
Band12	1.4MHz	16QAM	23095	6RB#0	VL	-11.69	-0.016523	±2.5	PASS
Band12	1.4MHz	16QAM	23095	6RB#0	VN	-10.03	-0.014177	±2.5	PASS
Band12	1.4MHz	16QAM	23095	6RB#0	VH	-10.16	-0.014360	±2.5	PASS
Band12	3MHz	QPSK	23095	15RB#0	VL	-13.16	-0.018601	±2.5	PASS
Band12	3MHz	QPSK	23095	15RB#0	VN	-9.51	-0.013442	±2.5	PASS
Band12	3MHz	QPSK	23095	15RB#0	VH	-10.67	-0.015081	±2.5	PASS
Band12	3MHz	16QAM	23095	15RB#0	VL	-8.94	-0.012636	±2.5	PASS
Band12	3MHz	16QAM	23095	15RB#0	VN	-10.34	-0.014615	±2.5	PASS
Band12	3MHz	16QAM	23095	15RB#0	VH	-6.47	-0.009145	±2.5	PASS
Band12	5MHz	QPSK	23095	25RB#0	VL	-9.94	-0.014049	±2.5	PASS
Band12	5MHz	QPSK	23095	25RB#0	VN	-11.44	-0.016170	±2.5	PASS
Band12	5MHz	QPSK	23095	25RB#0	VH	-13.59	-0.019208	±2.5	PASS
Band12	5MHz	16QAM	23095	25RB#0	VL	-10.24	-0.014473	±2.5	PASS
Band12	5MHz	16QAM	23095	25RB#0	VN	-13.65	-0.019293	±2.5	PASS
Band12	5MHz	16QAM	23095	25RB#0	VH	-7.08	-0.010007	±2.5	PASS
Band12	10MHz	QPSK	23095	50RB#0	VL	-12.63	-0.017852	±2.5	PASS
Band12	10MHz	QPSK	23095	50RB#0	VN	-10.89	-0.015392	±2.5	PASS
Band12	10MHz	QPSK	23095	50RB#0	VH	-11.01	-0.015562	±2.5	PASS
Band12	10MHz	16QAM	23095	50RB#0	VL	-8.28	-0.011703	±2.5	PASS
Band12	10MHz	16QAM	23095	50RB#0	VN	-14.12	-0.019958	±2.5	PASS
Band12	10MHz	16QAM	23095	50RB#0	VH	-13.58	-0.019194	±2.5	PASS



Band17	5MHz	QPSK	23790	25RB#0	VL	-11.97	-0.016859	±2.5	PASS
Band17	5MHz	QPSK	23790	25RB#0	VN	-9.88	-0.013915	±2.5	PASS
Band17	5MHz	QPSK	23790	25RB#0	VH	-10.79	-0.015197	±2.5	PASS
Band17	5MHz	16QAM	23790	25RB#0	VL	-13.90	-0.019577	±2.5	PASS
Band17	5MHz	16QAM	23790	25RB#0	VN	-10.06	-0.014169	±2.5	PASS
Band17	5MHz	16QAM	23790	25RB#0	VH	-11.10	-0.015634	±2.5	PASS
Band17	10MHz	QPSK	23790	50RB#0	VL	-12.72	-0.017915	±2.5	PASS
Band17	10MHz	QPSK	23790	50RB#0	VN	-11.60	-0.016338	±2.5	PASS
Band17	10MHz	QPSK	23790	50RB#0	VH	-6.28	-0.008845	±2.5	PASS
Band17	10MHz	16QAM	23790	50RB#0	VL	-10.59	-0.014915	±2.5	PASS
Band17	10MHz	16QAM	23790	50RB#0	VN	-8.78	-0.012366	±2.5	PASS
Band17	10MHz	16QAM	23790	50RB#0	VH	-8.00	-0.011268	±2.5	PASS
Band26	1.4MHz	QPSK	26740	6RB#0	VL	-10.87	-0.013272	±2.5	PASS
Band26	1.4MHz	QPSK	26740	6RB#0	VN	-7.24	-0.008840	±2.5	PASS
Band26	1.4MHz	QPSK	26740	6RB#0	VH	-7.05	-0.008608	±2.5	PASS
Band26	1.4MHz	16QAM	26740	6RB#0	VL	-8.25	-0.010073	±2.5	PASS
Band26	1.4MHz	16QAM	26740	6RB#0	VN	-8.00	-0.009768	±2.5	PASS
Band26	1.4MHz	16QAM	26740	6RB#0	VH	-11.73	-0.014322	±2.5	PASS
Band26	3MHz	QPSK	26740	15RB#0	VL	-9.41	-0.011490	±2.5	PASS
Band26	3MHz	QPSK	26740	15RB#0	VN	-9.13	-0.011148	±2.5	PASS
Band26	3MHz	QPSK	26740	15RB#0	VH	-6.41	-0.007827	±2.5	PASS
Band26	3MHz	16QAM	26740	15RB#0	VL	-10.89	-0.013297	±2.5	PASS
Band26	3MHz	16QAM	26740	15RB#0	VN	-6.71	-0.008193	±2.5	PASS
Band26	3MHz	16QAM	26740	15RB#0	VH	-7.31	-0.008926	±2.5	PASS
Band26	5MHz	QPSK	26740	25RB#0	VL	-9.51	-0.011612	±2.5	PASS
Band26	5MHz	QPSK	26740	25RB#0	VN	-10.27	-0.012540	±2.5	PASS
Band26	5MHz	QPSK	26740	25RB#0	VH	-12.36	-0.015092	±2.5	PASS
Band26	5MHz	16QAM	26740	25RB#0	VL	-12.95	-0.015812	±2.5	PASS
Band26	5MHz	16QAM	26740	25RB#0	VN	-12.29	-0.015006	±2.5	PASS
Band26	5MHz	16QAM	26740	25RB#0	VH	-7.70	-0.009402	±2.5	PASS
Band26	10MHz	QPSK	26740	50RB#0	VL	-10.71	-0.013077	±2.5	PASS
Band26	10MHz	QPSK	26740	50RB#0	VN	-12.09	-0.014762	±2.5	PASS
Band26	10MHz	QPSK	26740	50RB#0	VH	-11.27	-0.013761	±2.5	PASS
Band26	10MHz	16QAM	26740	50RB#0	VL	-13.26	-0.016190	±2.5	PASS
Band26	10MHz	16QAM	26740	50RB#0	VN	-13.88	-0.016947	±2.5	PASS
Band26	10MHz	16QAM	26740	50RB#0	VH	-10.00	-0.012210	±2.5	PASS
Band38	5MHz	QPSK	38000	25RB#0	VL	-15.81	-0.006092	±2.5	PASS
Band38	5MHz	QPSK	38000	25RB#0	VN	-15.89	-0.006123	±2.5	PASS
Band38	5MHz	QPSK	38000	25RB#0	VH	-15.84	-0.006104	±2.5	PASS
Band38	5MHz	16QAM	38000	25RB#0	VL	-12.97	-0.004998	±2.5	PASS
Band38	5MHz	16QAM	38000	25RB#0	VN	-11.92	-0.004593	±2.5	PASS
Band38	5MHz	16QAM	38000	25RB#0	VH	-16.69	-0.006432	±2.5	PASS
Band38	10MHz	QPSK	38000	50RB#0	VL	-24.08	-0.009279	±2.5	PASS
Band38	10MHz	QPSK	38000	50RB#0	VN	-24.78	-0.009549	±2.5	PASS
Band38	10MHz	QPSK	38000	50RB#0	VH	-22.95	-0.008844	±2.5	PASS
Band38	10MHz	16QAM	38000	50RB#0	VL	-22.85	-0.008805	±2.5	PASS
Band38	10MHz	16QAM	38000	50RB#0	VN	-24.52	-0.009449	±2.5	PASS
Band38	10MHz	16QAM	38000	50RB#0	VH	-22.24	-0.008570	±2.5	PASS
Band38	15MHz	QPSK	38000	75RB#0	VL	-16.05	-0.006185	±2.5	PASS
Band38	15MHz	QPSK	38000	75RB#0	VN	-16.39	-0.006316	±2.5	PASS

Band38	15MHz	QPSK	38000	75RB#0	VH	-13.96	-0.005380	±2.5	PASS
Band38	15MHz	16QAM	38000	75RB#0	VL	-20.17	-0.007773	±2.5	PASS
Band38	15MHz	16QAM	38000	75RB#0	VN	-18.81	-0.007249	±2.5	PASS
Band38	15MHz	16QAM	38000	75RB#0	VH	-16.92	-0.006520	±2.5	PASS
Band38	20MHz	QPSK	38000	100RB#0	VL	-14.48	-0.005580	±2.5	PASS
Band38	20MHz	QPSK	38000	100RB#0	VN	-16.38	-0.006312	±2.5	PASS
Band38	20MHz	QPSK	38000	100RB#0	VH	-18.91	-0.007287	±2.5	PASS
Band38	20MHz	16QAM	38000	100RB#0	VL	-14.36	-0.005534	±2.5	PASS
Band38	20MHz	16QAM	38000	100RB#0	VN	-15.13	-0.005830	±2.5	PASS
Band38	20MHz	16QAM	38000	100RB#0	VH	-16.09	-0.006200	±2.5	PASS
Band41	5MHz	QPSK	40590	25RB#0	VL	22.60	0.008726	±2.5	PASS
Band41	5MHz	QPSK	40590	25RB#0	VN	19.70	0.007606	±2.5	PASS
Band41	5MHz	QPSK	40590	25RB#0	VH	30.93	0.011942	±2.5	PASS
Band41	5MHz	16QAM	40590	25RB#0	VL	28.47	0.010992	±2.5	PASS
Band41	5MHz	16QAM	40590	25RB#0	VN	27.88	0.010764	±2.5	PASS
Band41	5MHz	16QAM	40590	25RB#0	VH	27.25	0.010521	±2.5	PASS
Band41	10MHz	QPSK	40590	50RB#0	VL	-18.01	-0.006954	±2.5	PASS
Band41	10MHz	QPSK	40590	50RB#0	VN	-18.14	-0.007004	±2.5	PASS
Band41	10MHz	QPSK	40590	50RB#0	VH	-19.80	-0.007645	±2.5	PASS
Band41	10MHz	16QAM	40590	50RB#0	VL	-16.35	-0.006313	±2.5	PASS
Band41	10MHz	16QAM	40590	50RB#0	VN	-22.73	-0.008776	±2.5	PASS
Band41	10MHz	16QAM	40590	50RB#0	VH	-19.84	-0.007660	±2.5	PASS
Band41	15MHz	QPSK	40590	75RB#0	VL	-21.44	-0.008278	±2.5	PASS
Band41	15MHz	QPSK	40590	75RB#0	VN	-18.31	-0.007069	±2.5	PASS
Band41	15MHz	QPSK	40590	75RB#0	VH	-15.69	-0.006058	±2.5	PASS
Band41	15MHz	16QAM	40590	75RB#0	VL	-15.21	-0.005873	±2.5	PASS
Band41	15MHz	16QAM	40590	75RB#0	VN	-16.41	-0.006336	±2.5	PASS
Band41	15MHz	16QAM	40590	75RB#0	VH	-15.82	-0.006108	±2.5	PASS
Band41	20MHz	QPSK	40590	100RB#0	VL	-20.20	-0.007799	±2.5	PASS
Band41	20MHz	QPSK	40590	100RB#0	VN	-14.92	-0.005761	±2.5	PASS
Band41	20MHz	QPSK	40590	100RB#0	VH	-22.33	-0.008622	±2.5	PASS
Band41	20MHz	16QAM	40590	100RB#0	VL	-17.17	-0.006629	±2.5	PASS
Band41	20MHz	16QAM	40590	100RB#0	VN	-14.35	-0.005541	±2.5	PASS
Band41	20MHz	16QAM	40590	100RB#0	VH	-16.78	-0.006479	±2.5	PASS
Band66	1.4MHz	QPSK	132322	6RB#0	VL	-15.55	-0.008911	±2.5	PASS
Band66	1.4MHz	QPSK	132322	6RB#0	VN	-11.72	-0.006716	±2.5	PASS
Band66	1.4MHz	QPSK	132322	6RB#0	VH	-12.85	-0.007364	±2.5	PASS
Band66	1.4MHz	16QAM	132322	6RB#0	VL	-18.31	-0.010493	±2.5	PASS
Band66	1.4MHz	16QAM	132322	6RB#0	VN	-18.88	-0.010819	±2.5	PASS
Band66	1.4MHz	16QAM	132322	6RB#0	VH	-12.69	-0.007272	±2.5	PASS
Band66	3MHz	QPSK	132322	15RB#0	VL	-11.03	-0.006321	±2.5	PASS
Band66	3MHz	QPSK	132322	15RB#0	VN	-16.24	-0.009307	±2.5	PASS
Band66	3MHz	QPSK	132322	15RB#0	VH	-10.84	-0.006212	±2.5	PASS
Band66	3MHz	16QAM	132322	15RB#0	VL	-11.79	-0.006756	±2.5	PASS
Band66	3MHz	16QAM	132322	15RB#0	VN	-12.82	-0.007347	±2.5	PASS
Band66	3MHz	16QAM	132322	15RB#0	VH	-17.35	-0.009943	±2.5	PASS
Band66	5MHz	QPSK	132322	25RB#0	VL	-15.86	-0.009089	±2.5	PASS
Band66	5MHz	QPSK	132322	25RB#0	VN	-13.28	-0.007610	±2.5	PASS
Band66	5MHz	QPSK	132322	25RB#0	VH	-15.69	-0.008991	±2.5	PASS
Band66	5MHz	16QAM	132322	25RB#0	VL	-12.00	-0.006877	±2.5	PASS

Band66	5MHz	16QAM	132322	25RB#0	VN	-13.95	-0.007994	±2.5	PASS
Band66	5MHz	16QAM	132322	25RB#0	VH	-15.84	-0.009077	±2.5	PASS
Band66	10MHz	QPSK	132322	50RB#0	VL	-14.53	-0.008327	±2.5	PASS
Band66	10MHz	QPSK	132322	50RB#0	VN	-11.62	-0.006659	±2.5	PASS
Band66	10MHz	QPSK	132322	50RB#0	VH	-11.87	-0.006802	±2.5	PASS
Band66	10MHz	16QAM	132322	50RB#0	VL	-15.46	-0.008860	±2.5	PASS
Band66	10MHz	16QAM	132322	50RB#0	VN	-12.80	-0.007335	±2.5	PASS
Band66	10MHz	16QAM	132322	50RB#0	VH	-13.83	-0.007926	±2.5	PASS
Band66	15MHz	QPSK	132322	75RB#0	VL	-13.53	-0.007754	±2.5	PASS
Band66	15MHz	QPSK	132322	75RB#0	VN	-13.56	-0.007771	±2.5	PASS
Band66	15MHz	QPSK	132322	75RB#0	VH	-12.25	-0.007020	±2.5	PASS
Band66	15MHz	16QAM	132322	75RB#0	VL	-14.10	-0.008080	±2.5	PASS
Band66	15MHz	16QAM	132322	75RB#0	VN	-15.85	-0.009083	±2.5	PASS
Band66	15MHz	16QAM	132322	75RB#0	VH	-9.91	-0.005679	±2.5	PASS
Band66	20MHz	QPSK	132322	100RB#0	VL	-11.50	-0.006590	±2.5	PASS
Band66	20MHz	QPSK	132322	100RB#0	VN	-14.05	-0.008052	±2.5	PASS
Band66	20MHz	QPSK	132322	100RB#0	VH	-10.51	-0.006023	±2.5	PASS
Band66	20MHz	16QAM	132322	100RB#0	VL	-12.46	-0.007140	±2.5	PASS
Band66	20MHz	16QAM	132322	100RB#0	VN	-14.38	-0.008241	±2.5	PASS
Band66	20MHz	16QAM	132322	100RB#0	VH	-14.63	-0.008384	±2.5	PASS

**Measurement Results vs. Variation of Temperature-  
LTE Mode with QPSK Modulation(TM4) & LTE Mode with 16QAM Modulation(TM5)**

Band	Bandwidth	Modulation	Channel	RB Configure	Temperature (°C)	Deviation (Hz)	Deviation (ppm)	Limit (ppm)	Verdict
Band2	1.4MHz	QPSK	18900	6RB#0	-30	-19.17	-0.010197	±2.5	PASS
Band2	1.4MHz	QPSK	18900	6RB#0	-20	-17.14	-0.009117	±2.5	PASS
Band2	1.4MHz	QPSK	18900	6RB#0	0	-16.65	-0.008856	±2.5	PASS
Band2	1.4MHz	QPSK	18900	6RB#0	10	-16.67	-0.008867	±2.5	PASS
Band2	1.4MHz	QPSK	18900	6RB#0	20	-17.42	-0.009266	±2.5	PASS
Band2	1.4MHz	QPSK	18900	6RB#0	30	-12.10	-0.006436	±2.5	PASS
Band2	1.4MHz	QPSK	18900	6RB#0	40	-12.02	-0.006394	±2.5	PASS
Band2	1.4MHz	QPSK	18900	6RB#0	50	-16.84	-0.008957	±2.5	PASS
Band2	1.4MHz	16QAM	18900	6RB#0	-30	-17.15	-0.009122	±2.5	PASS
Band2	1.4MHz	16QAM	18900	6RB#0	-20	-15.92	-0.008468	±2.5	PASS
Band2	1.4MHz	16QAM	18900	6RB#0	0	-16.67	-0.008867	±2.5	PASS
Band2	1.4MHz	16QAM	18900	6RB#0	10	-15.99	-0.008505	±2.5	PASS
Band2	1.4MHz	16QAM	18900	6RB#0	20	-14.82	-0.007883	±2.5	PASS
Band2	1.4MHz	16QAM	18900	6RB#0	30	-16.77	-0.008920	±2.5	PASS
Band2	1.4MHz	16QAM	18900	6RB#0	40	-18.15	-0.009654	±2.5	PASS
Band2	1.4MHz	16QAM	18900	6RB#0	50	-20.89	-0.011112	±2.5	PASS
Band2	3MHz	QPSK	18900	15RB#0	-30	-17.31	-0.009207	±2.5	PASS
Band2	3MHz	QPSK	18900	15RB#0	-20	-18.77	-0.009984	±2.5	PASS
Band2	3MHz	QPSK	18900	15RB#0	0	-12.93	-0.006878	±2.5	PASS
Band2	3MHz	QPSK	18900	15RB#0	10	-16.77	-0.008920	±2.5	PASS
Band2	3MHz	QPSK	18900	15RB#0	20	-15.94	-0.008479	±2.5	PASS
Band2	3MHz	QPSK	18900	15RB#0	30	-12.42	-0.006606	±2.5	PASS
Band2	3MHz	QPSK	18900	15RB#0	40	-12.47	-0.006633	±2.5	PASS
Band2	3MHz	QPSK	18900	15RB#0	50	-16.31	-0.008676	±2.5	PASS
Band2	3MHz	16QAM	18900	15RB#0	-30	-14.82	-0.007883	±2.5	PASS
Band2	3MHz	16QAM	18900	15RB#0	-20	-14.58	-0.007755	±2.5	PASS
Band2	3MHz	16QAM	18900	15RB#0	0	-12.90	-0.006862	±2.5	PASS
Band2	3MHz	16QAM	18900	15RB#0	10	-15.45	-0.008218	±2.5	PASS
Band2	3MHz	16QAM	18900	15RB#0	20	-17.04	-0.009064	±2.5	PASS
Band2	3MHz	16QAM	18900	15RB#0	30	-15.61	-0.008303	±2.5	PASS
Band2	3MHz	16QAM	18900	15RB#0	40	-13.63	-0.007250	±2.5	PASS
Band2	3MHz	16QAM	18900	15RB#0	50	-13.83	-0.007356	±2.5	PASS
Band2	5MHz	QPSK	18900	25RB#0	-30	-14.10	-0.007500	±2.5	PASS
Band2	5MHz	QPSK	18900	25RB#0	-20	-13.00	-0.006915	±2.5	PASS
Band2	5MHz	QPSK	18900	25RB#0	0	-16.99	-0.009037	±2.5	PASS
Band2	5MHz	QPSK	18900	25RB#0	10	-13.55	-0.007207	±2.5	PASS
Band2	5MHz	QPSK	18900	25RB#0	20	-12.92	-0.006872	±2.5	PASS
Band2	5MHz	QPSK	18900	25RB#0	30	-14.91	-0.007931	±2.5	PASS
Band2	5MHz	QPSK	18900	25RB#0	40	-16.31	-0.008676	±2.5	PASS
Band2	5MHz	QPSK	18900	25RB#0	50	-18.80	-0.010000	±2.5	PASS
Band2	5MHz	16QAM	18900	25RB#0	-30	-16.06	-0.008543	±2.5	PASS
Band2	5MHz	16QAM	18900	25RB#0	-20	-22.29	-0.011856	±2.5	PASS
Band2	5MHz	16QAM	18900	25RB#0	0	-18.15	-0.009654	±2.5	PASS
Band2	5MHz	16QAM	18900	25RB#0	10	-17.82	-0.009479	±2.5	PASS
Band2	5MHz	16QAM	18900	25RB#0	20	-15.71	-0.008356	±2.5	PASS
Band2	5MHz	16QAM	18900	25RB#0	30	-17.27	-0.009186	±2.5	PASS

Band2	5MHz	16QAM	18900	25RB#0	40	-19.28	-0.010255	±2.5	PASS
Band2	5MHz	16QAM	18900	25RB#0	50	-21.54	-0.011457	±2.5	PASS
Band2	10MHz	QPSK	18900	50RB#0	-30	-16.87	-0.008973	±2.5	PASS
Band2	10MHz	QPSK	18900	50RB#0	-20	-18.58	-0.009883	±2.5	PASS
Band2	10MHz	QPSK	18900	50RB#0	0	-22.85	-0.012154	±2.5	PASS
Band2	10MHz	QPSK	18900	50RB#0	10	-16.45	-0.008750	±2.5	PASS
Band2	10MHz	QPSK	18900	50RB#0	20	-19.87	-0.010569	±2.5	PASS
Band2	10MHz	QPSK	18900	50RB#0	30	-17.72	-0.009426	±2.5	PASS
Band2	10MHz	QPSK	18900	50RB#0	40	-15.31	-0.008144	±2.5	PASS
Band2	10MHz	QPSK	18900	50RB#0	50	-22.79	-0.012122	±2.5	PASS
Band2	10MHz	16QAM	18900	50RB#0	-30	-12.12	-0.006447	±2.5	PASS
Band2	10MHz	16QAM	18900	50RB#0	-20	-15.01	-0.007984	±2.5	PASS
Band2	10MHz	16QAM	18900	50RB#0	0	-14.82	-0.007883	±2.5	PASS
Band2	10MHz	16QAM	18900	50RB#0	10	-14.82	-0.007883	±2.5	PASS
Band2	10MHz	16QAM	18900	50RB#0	20	-13.99	-0.007441	±2.5	PASS
Band2	10MHz	16QAM	18900	50RB#0	30	-13.52	-0.007191	±2.5	PASS
Band2	10MHz	16QAM	18900	50RB#0	40	-19.30	-0.010266	±2.5	PASS
Band2	10MHz	16QAM	18900	50RB#0	50	-15.28	-0.008128	±2.5	PASS
Band2	15MHz	QPSK	18900	75RB#0	-30	-19.45	-0.010346	±2.5	PASS
Band2	15MHz	QPSK	18900	75RB#0	-20	-18.21	-0.009686	±2.5	PASS
Band2	15MHz	QPSK	18900	75RB#0	0	-17.77	-0.009452	±2.5	PASS
Band2	15MHz	QPSK	18900	75RB#0	10	-16.37	-0.008707	±2.5	PASS
Band2	15MHz	QPSK	18900	75RB#0	20	-18.97	-0.010090	±2.5	PASS
Band2	15MHz	QPSK	18900	75RB#0	30	-17.40	-0.009255	±2.5	PASS
Band2	15MHz	QPSK	18900	75RB#0	40	-19.04	-0.010128	±2.5	PASS
Band2	15MHz	QPSK	18900	75RB#0	50	-20.14	-0.010713	±2.5	PASS
Band2	15MHz	16QAM	18900	75RB#0	-30	-20.34	-0.010819	±2.5	PASS
Band2	15MHz	16QAM	18900	75RB#0	-20	-18.08	-0.009617	±2.5	PASS
Band2	15MHz	16QAM	18900	75RB#0	0	-19.83	-0.010548	±2.5	PASS
Band2	15MHz	16QAM	18900	75RB#0	10	-16.68	-0.008872	±2.5	PASS
Band2	15MHz	16QAM	18900	75RB#0	20	-17.21	-0.009154	±2.5	PASS
Band2	15MHz	16QAM	18900	75RB#0	30	-13.38	-0.007117	±2.5	PASS
Band2	15MHz	16QAM	18900	75RB#0	40	-16.35	-0.008697	±2.5	PASS
Band2	15MHz	16QAM	18900	75RB#0	50	-13.30	-0.007074	±2.5	PASS
Band2	20MHz	QPSK	18900	100RB#0	-30	-23.29	-0.012388	±2.5	PASS
Band2	20MHz	QPSK	18900	100RB#0	-20	-19.28	-0.010255	±2.5	PASS
Band2	20MHz	QPSK	18900	100RB#0	0	-16.52	-0.008787	±2.5	PASS
Band2	20MHz	QPSK	18900	100RB#0	10	-13.90	-0.007394	±2.5	PASS
Band2	20MHz	QPSK	18900	100RB#0	20	-16.37	-0.008707	±2.5	PASS
Band2	20MHz	QPSK	18900	100RB#0	30	-19.54	-0.010394	±2.5	PASS
Band2	20MHz	QPSK	18900	100RB#0	40	-17.81	-0.009473	±2.5	PASS
Band2	20MHz	QPSK	18900	100RB#0	50	-12.82	-0.006819	±2.5	PASS
Band2	20MHz	16QAM	18900	100RB#0	-30	-13.32	-0.007085	±2.5	PASS
Band2	20MHz	16QAM	18900	100RB#0	-20	-12.90	-0.006862	±2.5	PASS
Band2	20MHz	16QAM	18900	100RB#0	0	-16.21	-0.008622	±2.5	PASS
Band2	20MHz	16QAM	18900	100RB#0	10	-13.85	-0.007367	±2.5	PASS
Band2	20MHz	16QAM	18900	100RB#0	20	-14.20	-0.007553	±2.5	PASS
Band2	20MHz	16QAM	18900	100RB#0	30	-14.52	-0.007723	±2.5	PASS
Band2	20MHz	16QAM	18900	100RB#0	40	-18.50	-0.009840	±2.5	PASS
Band2	20MHz	16QAM	18900	100RB#0	50	-21.10	-0.011223	±2.5	PASS

Band4	1.4MHz	QPSK	20175	6RB#0	-30	-11.32	-0.006534	±2.5	PASS
Band4	1.4MHz	QPSK	20175	6RB#0	-20	-11.34	-0.006545	±2.5	PASS
Band4	1.4MHz	QPSK	20175	6RB#0	0	-14.56	-0.008404	±2.5	PASS
Band4	1.4MHz	QPSK	20175	6RB#0	10	-19.53	-0.011273	±2.5	PASS
Band4	1.4MHz	QPSK	20175	6RB#0	20	-15.45	-0.008918	±2.5	PASS
Band4	1.4MHz	QPSK	20175	6RB#0	30	-8.83	-0.005097	±2.5	PASS
Band4	1.4MHz	QPSK	20175	6RB#0	40	-17.60	-0.010159	±2.5	PASS
Band4	1.4MHz	QPSK	20175	6RB#0	50	-10.49	-0.006055	±2.5	PASS
Band4	1.4MHz	16QAM	20175	6RB#0	-30	-11.80	-0.006811	±2.5	PASS
Band4	1.4MHz	16QAM	20175	6RB#0	-20	-13.69	-0.007902	±2.5	PASS
Band4	1.4MHz	16QAM	20175	6RB#0	0	-9.76	-0.005633	±2.5	PASS
Band4	1.4MHz	16QAM	20175	6RB#0	10	-14.92	-0.008612	±2.5	PASS
Band4	1.4MHz	16QAM	20175	6RB#0	20	-8.85	-0.005108	±2.5	PASS
Band4	1.4MHz	16QAM	20175	6RB#0	30	-10.03	-0.005789	±2.5	PASS
Band4	1.4MHz	16QAM	20175	6RB#0	40	-10.33	-0.005962	±2.5	PASS
Band4	1.4MHz	16QAM	20175	6RB#0	50	-10.43	-0.006020	±2.5	PASS
Band4	3MHz	QPSK	20175	15RB#0	-30	-16.81	-0.009703	±2.5	PASS
Band4	3MHz	QPSK	20175	15RB#0	-20	-10.84	-0.006257	±2.5	PASS
Band4	3MHz	QPSK	20175	15RB#0	0	-15.23	-0.008791	±2.5	PASS
Band4	3MHz	QPSK	20175	15RB#0	10	-9.96	-0.005749	±2.5	PASS
Band4	3MHz	QPSK	20175	15RB#0	20	-10.34	-0.005968	±2.5	PASS
Band4	3MHz	QPSK	20175	15RB#0	30	-13.28	-0.007665	±2.5	PASS
Band4	3MHz	QPSK	20175	15RB#0	40	-10.46	-0.006038	±2.5	PASS
Band4	3MHz	QPSK	20175	15RB#0	50	-14.73	-0.008502	±2.5	PASS
Band4	3MHz	16QAM	20175	15RB#0	-30	-12.37	-0.007140	±2.5	PASS
Band4	3MHz	16QAM	20175	15RB#0	-20	-13.00	-0.007504	±2.5	PASS
Band4	3MHz	16QAM	20175	15RB#0	0	-12.69	-0.007325	±2.5	PASS
Band4	3MHz	16QAM	20175	15RB#0	10	-7.97	-0.004600	±2.5	PASS
Band4	3MHz	16QAM	20175	15RB#0	20	-13.42	-0.007746	±2.5	PASS
Band4	3MHz	16QAM	20175	15RB#0	30	-14.61	-0.008433	±2.5	PASS
Band4	3MHz	16QAM	20175	15RB#0	40	-9.53	-0.005501	±2.5	PASS
Band4	3MHz	16QAM	20175	15RB#0	50	-12.25	-0.007071	±2.5	PASS
Band4	5MHz	QPSK	20175	25RB#0	-30	-14.46	-0.008346	±2.5	PASS
Band4	5MHz	QPSK	20175	25RB#0	-20	-12.83	-0.007405	±2.5	PASS
Band4	5MHz	QPSK	20175	25RB#0	0	-11.77	-0.006794	±2.5	PASS
Band4	5MHz	QPSK	20175	25RB#0	10	-15.62	-0.009016	±2.5	PASS
Band4	5MHz	QPSK	20175	25RB#0	20	-14.38	-0.008300	±2.5	PASS
Band4	5MHz	QPSK	20175	25RB#0	30	-13.23	-0.007636	±2.5	PASS
Band4	5MHz	QPSK	20175	25RB#0	40	-15.65	-0.009033	±2.5	PASS
Band4	5MHz	QPSK	20175	25RB#0	50	-14.99	-0.008652	±2.5	PASS
Band4	5MHz	16QAM	20175	25RB#0	-30	-14.61	-0.008433	±2.5	PASS
Band4	5MHz	16QAM	20175	25RB#0	-20	-9.88	-0.005703	±2.5	PASS
Band4	5MHz	16QAM	20175	25RB#0	0	-9.70	-0.005599	±2.5	PASS
Band4	5MHz	16QAM	20175	25RB#0	10	-18.73	-0.010811	±2.5	PASS
Band4	5MHz	16QAM	20175	25RB#0	20	-10.49	-0.006055	±2.5	PASS
Band4	5MHz	16QAM	20175	25RB#0	30	-14.35	-0.008283	±2.5	PASS
Band4	5MHz	16QAM	20175	25RB#0	40	-10.30	-0.005945	±2.5	PASS
Band4	5MHz	16QAM	20175	25RB#0	50	-12.27	-0.007082	±2.5	PASS
Band4	10MHz	QPSK	20175	50RB#0	-30	-13.05	-0.007532	±2.5	PASS
Band4	10MHz	QPSK	20175	50RB#0	-20	-13.73	-0.007925	±2.5	PASS

Band4	10MHz	QPSK	20175	50RB#0	0	-12.23	-0.007059	±2.5	PASS
Band4	10MHz	QPSK	20175	50RB#0	10	-16.08	-0.009281	±2.5	PASS
Band4	10MHz	QPSK	20175	50RB#0	20	-8.98	-0.005183	±2.5	PASS
Band4	10MHz	QPSK	20175	50RB#0	30	-11.62	-0.006707	±2.5	PASS
Band4	10MHz	QPSK	20175	50RB#0	40	-12.30	-0.007100	±2.5	PASS
Band4	10MHz	QPSK	20175	50RB#0	50	-17.72	-0.010228	±2.5	PASS
Band4	10MHz	16QAM	20175	50RB#0	-30	-15.21	-0.008779	±2.5	PASS
Band4	10MHz	16QAM	20175	50RB#0	-20	-14.13	-0.008156	±2.5	PASS
Band4	10MHz	16QAM	20175	50RB#0	0	-13.03	-0.007521	±2.5	PASS
Band4	10MHz	16QAM	20175	50RB#0	10	-14.56	-0.008404	±2.5	PASS
Band4	10MHz	16QAM	20175	50RB#0	20	-13.20	-0.007619	±2.5	PASS
Band4	10MHz	16QAM	20175	50RB#0	30	-18.47	-0.010661	±2.5	PASS
Band4	10MHz	16QAM	20175	50RB#0	40	-11.12	-0.006418	±2.5	PASS
Band4	10MHz	16QAM	20175	50RB#0	50	-13.07	-0.007544	±2.5	PASS
Band4	15MHz	QPSK	20175	75RB#0	-30	-14.29	-0.008248	±2.5	PASS
Band4	15MHz	QPSK	20175	75RB#0	-20	-17.85	-0.010303	±2.5	PASS
Band4	15MHz	QPSK	20175	75RB#0	0	-15.01	-0.008664	±2.5	PASS
Band4	15MHz	QPSK	20175	75RB#0	10	-12.85	-0.007417	±2.5	PASS
Band4	15MHz	QPSK	20175	75RB#0	20	-11.19	-0.006459	±2.5	PASS
Band4	15MHz	QPSK	20175	75RB#0	30	-14.12	-0.008150	±2.5	PASS
Band4	15MHz	QPSK	20175	75RB#0	40	-11.93	-0.006886	±2.5	PASS
Band4	15MHz	QPSK	20175	75RB#0	50	-14.32	-0.008266	±2.5	PASS
Band4	15MHz	16QAM	20175	75RB#0	-30	-14.88	-0.008589	±2.5	PASS
Band4	15MHz	16QAM	20175	75RB#0	-20	-16.38	-0.009455	±2.5	PASS
Band4	15MHz	16QAM	20175	75RB#0	0	-16.12	-0.009304	±2.5	PASS
Band4	15MHz	16QAM	20175	75RB#0	10	-13.95	-0.008052	±2.5	PASS
Band4	15MHz	16QAM	20175	75RB#0	20	-18.18	-0.010494	±2.5	PASS
Band4	15MHz	16QAM	20175	75RB#0	30	-15.34	-0.008854	±2.5	PASS
Band4	15MHz	16QAM	20175	75RB#0	40	-14.10	-0.008139	±2.5	PASS
Band4	15MHz	16QAM	20175	75RB#0	50	-13.28	-0.007665	±2.5	PASS
Band4	20MHz	QPSK	20175	100RB#0	-30	-11.57	-0.006678	±2.5	PASS
Band4	20MHz	QPSK	20175	100RB#0	-20	-11.66	-0.006730	±2.5	PASS
Band4	20MHz	QPSK	20175	100RB#0	0	-9.07	-0.005235	±2.5	PASS
Band4	20MHz	QPSK	20175	100RB#0	10	-9.67	-0.005582	±2.5	PASS
Band4	20MHz	QPSK	20175	100RB#0	20	-10.11	-0.005835	±2.5	PASS
Band4	20MHz	QPSK	20175	100RB#0	30	-13.10	-0.007561	±2.5	PASS
Band4	20MHz	QPSK	20175	100RB#0	40	-12.27	-0.007082	±2.5	PASS
Band4	20MHz	QPSK	20175	100RB#0	50	-10.96	-0.006326	±2.5	PASS
Band4	20MHz	16QAM	20175	100RB#0	-30	-10.63	-0.006136	±2.5	PASS
Band4	20MHz	16QAM	20175	100RB#0	-20	-13.76	-0.007942	±2.5	PASS
Band4	20MHz	16QAM	20175	100RB#0	0	-12.22	-0.007053	±2.5	PASS
Band4	20MHz	16QAM	20175	100RB#0	10	-13.35	-0.007706	±2.5	PASS
Band4	20MHz	16QAM	20175	100RB#0	20	-12.12	-0.006996	±2.5	PASS
Band4	20MHz	16QAM	20175	100RB#0	30	-13.06	-0.007538	±2.5	PASS
Band4	20MHz	16QAM	20175	100RB#0	40	-13.63	-0.007867	±2.5	PASS
Band4	20MHz	16QAM	20175	100RB#0	50	-13.03	-0.007521	±2.5	PASS
Band5	1.4MHz	QPSK	20525	6RB#0	-30	-8.05	-0.009623	±2.5	PASS
Band5	1.4MHz	QPSK	20525	6RB#0	-20	-12.23	-0.014620	±2.5	PASS
Band5	1.4MHz	QPSK	20525	6RB#0	0	-10.79	-0.012899	±2.5	PASS
Band5	1.4MHz	QPSK	20525	6RB#0	10	-6.62	-0.007914	±2.5	PASS

Band5	1.4MHz	QPSK	20525	6RB#0	20	-12.36	-0.014776	±2.5	PASS
Band5	1.4MHz	QPSK	20525	6RB#0	30	-11.73	-0.014023	±2.5	PASS
Band5	1.4MHz	QPSK	20525	6RB#0	40	-8.27	-0.009886	±2.5	PASS
Band5	1.4MHz	QPSK	20525	6RB#0	50	-7.78	-0.009301	±2.5	PASS
Band5	1.4MHz	16QAM	20525	6RB#0	-30	-8.01	-0.009576	±2.5	PASS
Band5	1.4MHz	16QAM	20525	6RB#0	-20	-10.87	-0.012995	±2.5	PASS
Band5	1.4MHz	16QAM	20525	6RB#0	0	-10.70	-0.012791	±2.5	PASS
Band5	1.4MHz	16QAM	20525	6RB#0	10	-7.58	-0.009062	±2.5	PASS
Band5	1.4MHz	16QAM	20525	6RB#0	20	-6.35	-0.007591	±2.5	PASS
Band5	1.4MHz	16QAM	20525	6RB#0	30	-7.11	-0.008500	±2.5	PASS
Band5	1.4MHz	16QAM	20525	6RB#0	40	-6.48	-0.007747	±2.5	PASS
Band5	1.4MHz	16QAM	20525	6RB#0	50	-10.09	-0.012062	±2.5	PASS
Band5	3MHz	QPSK	20525	15RB#0	-30	-10.57	-0.012636	±2.5	PASS
Band5	3MHz	QPSK	20525	15RB#0	-20	-11.10	-0.013270	±2.5	PASS
Band5	3MHz	QPSK	20525	15RB#0	0	-10.99	-0.013138	±2.5	PASS
Band5	3MHz	QPSK	20525	15RB#0	10	-5.59	-0.006683	±2.5	PASS
Band5	3MHz	QPSK	20525	15RB#0	20	-8.00	-0.009564	±2.5	PASS
Band5	3MHz	QPSK	20525	15RB#0	30	-8.64	-0.010329	±2.5	PASS
Band5	3MHz	QPSK	20525	15RB#0	40	-7.77	-0.009289	±2.5	PASS
Band5	3MHz	QPSK	20525	15RB#0	50	-10.11	-0.012086	±2.5	PASS
Band5	3MHz	16QAM	20525	15RB#0	-30	-9.04	-0.010807	±2.5	PASS
Band5	3MHz	16QAM	20525	15RB#0	-20	-11.14	-0.013317	±2.5	PASS
Band5	3MHz	16QAM	20525	15RB#0	0	-8.41	-0.010054	±2.5	PASS
Band5	3MHz	16QAM	20525	15RB#0	10	-10.66	-0.012744	±2.5	PASS
Band5	3MHz	16QAM	20525	15RB#0	20	-9.84	-0.011763	±2.5	PASS
Band5	3MHz	16QAM	20525	15RB#0	30	-7.11	-0.008500	±2.5	PASS
Band5	3MHz	16QAM	20525	15RB#0	40	-9.96	-0.011907	±2.5	PASS
Band5	3MHz	16QAM	20525	15RB#0	50	-7.02	-0.008392	±2.5	PASS
Band5	5MHz	QPSK	20525	25RB#0	-30	-10.23	-0.012230	±2.5	PASS
Band5	5MHz	QPSK	20525	25RB#0	-20	-8.58	-0.010257	±2.5	PASS
Band5	5MHz	QPSK	20525	25RB#0	0	-13.30	-0.015900	±2.5	PASS
Band5	5MHz	QPSK	20525	25RB#0	10	-12.95	-0.015481	±2.5	PASS
Band5	5MHz	QPSK	20525	25RB#0	20	-9.73	-0.011632	±2.5	PASS
Band5	5MHz	QPSK	20525	25RB#0	30	-7.20	-0.008607	±2.5	PASS
Band5	5MHz	QPSK	20525	25RB#0	40	-6.62	-0.007914	±2.5	PASS
Band5	5MHz	QPSK	20525	25RB#0	50	-13.12	-0.015684	±2.5	PASS
Band5	5MHz	16QAM	20525	25RB#0	-30	-10.74	-0.012839	±2.5	PASS
Band5	5MHz	16QAM	20525	25RB#0	-20	-7.87	-0.009408	±2.5	PASS
Band5	5MHz	16QAM	20525	25RB#0	0	-9.26	-0.011070	±2.5	PASS
Band5	5MHz	16QAM	20525	25RB#0	10	-7.65	-0.009145	±2.5	PASS
Band5	5MHz	16QAM	20525	25RB#0	20	-15.09	-0.018039	±2.5	PASS
Band5	5MHz	16QAM	20525	25RB#0	30	-12.19	-0.014573	±2.5	PASS
Band5	5MHz	16QAM	20525	25RB#0	40	-9.07	-0.010843	±2.5	PASS
Band5	5MHz	16QAM	20525	25RB#0	50	-7.14	-0.008536	±2.5	PASS
Band5	10MHz	QPSK	20525	50RB#0	-30	-15.65	-0.018709	±2.5	PASS
Band5	10MHz	QPSK	20525	50RB#0	-20	-13.45	-0.016079	±2.5	PASS
Band5	10MHz	QPSK	20525	50RB#0	0	-7.57	-0.009050	±2.5	PASS
Band5	10MHz	QPSK	20525	50RB#0	10	-6.87	-0.008213	±2.5	PASS
Band5	10MHz	QPSK	20525	50RB#0	20	-8.71	-0.010412	±2.5	PASS
Band5	10MHz	QPSK	20525	50RB#0	30	-11.24	-0.013437	±2.5	PASS



Band5	10MHz	QPSK	20525	50RB#0	40	-10.53	-0.012588	±2.5	PASS
Band5	10MHz	QPSK	20525	50RB#0	50	-9.93	-0.011871	±2.5	PASS
Band5	10MHz	16QAM	20525	50RB#0	-30	-16.02	-0.019151	±2.5	PASS
Band5	10MHz	16QAM	20525	50RB#0	-20	-17.27	-0.020646	±2.5	PASS
Band5	10MHz	16QAM	20525	50RB#0	0	-15.32	-0.018314	±2.5	PASS
Band5	10MHz	16QAM	20525	50RB#0	10	-10.56	-0.012624	±2.5	PASS
Band5	10MHz	16QAM	20525	50RB#0	20	-9.93	-0.011871	±2.5	PASS
Band5	10MHz	16QAM	20525	50RB#0	30	-11.12	-0.013293	±2.5	PASS
Band5	10MHz	16QAM	20525	50RB#0	40	-9.17	-0.010962	±2.5	PASS
Band5	10MHz	16QAM	20525	50RB#0	50	-16.44	-0.019653	±2.5	PASS
Band7	5MHz	QPSK	21100	25RB#0	-30	-26.61	-0.010497	±2.5	PASS
Band7	5MHz	QPSK	21100	25RB#0	-20	-13.96	-0.005507	±2.5	PASS
Band7	5MHz	QPSK	21100	25RB#0	0	-13.99	-0.005519	±2.5	PASS
Band7	5MHz	QPSK	21100	25RB#0	10	21.70	0.008560	±2.5	PASS
Band7	5MHz	QPSK	21100	25RB#0	20	-18.12	-0.007148	±2.5	PASS
Band7	5MHz	QPSK	21100	25RB#0	30	-11.57	-0.004564	±2.5	PASS
Band7	5MHz	QPSK	21100	25RB#0	40	-19.21	-0.007578	±2.5	PASS
Band7	5MHz	QPSK	21100	25RB#0	50	18.68	0.007369	±2.5	PASS
Band7	5MHz	16QAM	21100	25RB#0	-30	-17.14	-0.006761	±2.5	PASS
Band7	5MHz	16QAM	21100	25RB#0	-20	-14.43	-0.005692	±2.5	PASS
Band7	5MHz	16QAM	21100	25RB#0	0	-18.53	-0.007310	±2.5	PASS
Band7	5MHz	16QAM	21100	25RB#0	10	-17.92	-0.007069	±2.5	PASS
Band7	5MHz	16QAM	21100	25RB#0	20	-21.82	-0.008607	±2.5	PASS
Band7	5MHz	16QAM	21100	25RB#0	30	-24.73	-0.009755	±2.5	PASS
Band7	5MHz	16QAM	21100	25RB#0	40	-20.91	-0.008249	±2.5	PASS
Band7	5MHz	16QAM	21100	25RB#0	50	-16.58	-0.006540	±2.5	PASS
Band7	10MHz	QPSK	21100	50RB#0	-30	-18.84	-0.007432	±2.5	PASS
Band7	10MHz	QPSK	21100	50RB#0	-20	-21.49	-0.008477	±2.5	PASS
Band7	10MHz	QPSK	21100	50RB#0	0	-17.80	-0.007022	±2.5	PASS
Band7	10MHz	QPSK	21100	50RB#0	10	-24.53	-0.009677	±2.5	PASS
Band7	10MHz	QPSK	21100	50RB#0	20	-19.61	-0.007736	±2.5	PASS
Band7	10MHz	QPSK	21100	50RB#0	30	-19.87	-0.007838	±2.5	PASS
Band7	10MHz	QPSK	21100	50RB#0	40	-20.97	-0.008272	±2.5	PASS
Band7	10MHz	QPSK	21100	50RB#0	50	-20.83	-0.008217	±2.5	PASS
Band7	10MHz	16QAM	21100	50RB#0	-30	-18.15	-0.007160	±2.5	PASS
Band7	10MHz	16QAM	21100	50RB#0	-20	-19.96	-0.007874	±2.5	PASS
Band7	10MHz	16QAM	21100	50RB#0	0	-19.43	-0.007665	±2.5	PASS
Band7	10MHz	16QAM	21100	50RB#0	10	-15.21	-0.006000	±2.5	PASS
Band7	10MHz	16QAM	21100	50RB#0	20	-14.13	-0.005574	±2.5	PASS
Band7	10MHz	16QAM	21100	50RB#0	30	-15.09	-0.005953	±2.5	PASS
Band7	10MHz	16QAM	21100	50RB#0	40	-14.68	-0.005791	±2.5	PASS
Band7	10MHz	16QAM	21100	50RB#0	50	-18.64	-0.007353	±2.5	PASS
Band7	15MHz	QPSK	21100	75RB#0	-30	-17.68	-0.006974	±2.5	PASS
Band7	15MHz	QPSK	21100	75RB#0	-20	-20.30	-0.008008	±2.5	PASS
Band7	15MHz	QPSK	21100	75RB#0	0	-18.10	-0.007140	±2.5	PASS
Band7	15MHz	QPSK	21100	75RB#0	10	15.99	0.006308	±2.5	PASS
Band7	15MHz	QPSK	21100	75RB#0	20	-20.99	-0.008280	±2.5	PASS
Band7	15MHz	QPSK	21100	75RB#0	30	-17.92	-0.007069	±2.5	PASS
Band7	15MHz	QPSK	21100	75RB#0	40	-19.00	-0.007495	±2.5	PASS
Band7	15MHz	QPSK	21100	75RB#0	50	-19.18	-0.007566	±2.5	PASS

Band7	15MHz	16QAM	21100	75RB#0	-30	-17.60	-0.006943	±2.5	PASS
Band7	15MHz	16QAM	21100	75RB#0	-20	-18.90	-0.007456	±2.5	PASS
Band7	15MHz	16QAM	21100	75RB#0	0	-18.53	-0.007310	±2.5	PASS
Band7	15MHz	16QAM	21100	75RB#0	10	-20.79	-0.008201	±2.5	PASS
Band7	15MHz	16QAM	21100	75RB#0	20	-18.58	-0.007329	±2.5	PASS
Band7	15MHz	16QAM	21100	75RB#0	30	-20.59	-0.008122	±2.5	PASS
Band7	15MHz	16QAM	21100	75RB#0	40	-21.47	-0.008469	±2.5	PASS
Band7	15MHz	16QAM	21100	75RB#0	50	-16.52	-0.006517	±2.5	PASS
Band7	20MHz	QPSK	21100	100RB#0	-30	-15.12	-0.005964	±2.5	PASS
Band7	20MHz	QPSK	21100	100RB#0	-20	-19.86	-0.007834	±2.5	PASS
Band7	20MHz	QPSK	21100	100RB#0	0	14.91	0.005882	±2.5	PASS
Band7	20MHz	QPSK	21100	100RB#0	10	-16.77	-0.006615	±2.5	PASS
Band7	20MHz	QPSK	21100	100RB#0	20	-15.68	-0.006185	±2.5	PASS
Band7	20MHz	QPSK	21100	100RB#0	30	-16.75	-0.006607	±2.5	PASS
Band7	20MHz	QPSK	21100	100RB#0	40	17.65	0.006963	±2.5	PASS
Band7	20MHz	QPSK	21100	100RB#0	50	-22.42	-0.008844	±2.5	PASS
Band7	20MHz	16QAM	21100	100RB#0	-30	-10.99	-0.004335	±2.5	PASS
Band7	20MHz	16QAM	21100	100RB#0	-20	-12.62	-0.004978	±2.5	PASS
Band7	20MHz	16QAM	21100	100RB#0	0	-15.32	-0.006043	±2.5	PASS
Band7	20MHz	16QAM	21100	100RB#0	10	-15.79	-0.006229	±2.5	PASS
Band7	20MHz	16QAM	21100	100RB#0	20	-15.54	-0.006130	±2.5	PASS
Band7	20MHz	16QAM	21100	100RB#0	30	-14.43	-0.005692	±2.5	PASS
Band7	20MHz	16QAM	21100	100RB#0	40	-11.90	-0.004694	±2.5	PASS
Band7	20MHz	16QAM	21100	100RB#0	50	-13.76	-0.005428	±2.5	PASS
Band12	1.4MHz	QPSK	23095	6RB#0	-30	-10.53	-0.014883	±2.5	PASS
Band12	1.4MHz	QPSK	23095	6RB#0	-20	-10.91	-0.015420	±2.5	PASS
Band12	1.4MHz	QPSK	23095	6RB#0	0	-10.73	-0.015166	±2.5	PASS
Band12	1.4MHz	QPSK	23095	6RB#0	10	-11.26	-0.015915	±2.5	PASS
Band12	1.4MHz	QPSK	23095	6RB#0	20	-13.82	-0.019534	±2.5	PASS
Band12	1.4MHz	QPSK	23095	6RB#0	30	-12.83	-0.018134	±2.5	PASS
Band12	1.4MHz	QPSK	23095	6RB#0	40	-13.92	-0.019675	±2.5	PASS
Band12	1.4MHz	QPSK	23095	6RB#0	50	-7.98	-0.011279	±2.5	PASS
Band12	1.4MHz	16QAM	23095	6RB#0	-30	-12.97	-0.018332	±2.5	PASS
Band12	1.4MHz	16QAM	23095	6RB#0	-20	-6.62	-0.009357	±2.5	PASS
Band12	1.4MHz	16QAM	23095	6RB#0	0	-14.03	-0.019830	±2.5	PASS
Band12	1.4MHz	16QAM	23095	6RB#0	10	-11.46	-0.016198	±2.5	PASS
Band12	1.4MHz	16QAM	23095	6RB#0	20	-8.11	-0.011463	±2.5	PASS
Band12	1.4MHz	16QAM	23095	6RB#0	30	-7.70	-0.010883	±2.5	PASS
Band12	1.4MHz	16QAM	23095	6RB#0	40	-7.04	-0.009951	±2.5	PASS
Band12	1.4MHz	16QAM	23095	6RB#0	50	-6.84	-0.009668	±2.5	PASS
Band12	3MHz	QPSK	23095	15RB#0	-30	-10.71	-0.015138	±2.5	PASS
Band12	3MHz	QPSK	23095	15RB#0	-20	-9.48	-0.013399	±2.5	PASS
Band12	3MHz	QPSK	23095	15RB#0	0	-9.48	-0.013399	±2.5	PASS
Band12	3MHz	QPSK	23095	15RB#0	10	-12.67	-0.017908	±2.5	PASS
Band12	3MHz	QPSK	23095	15RB#0	20	-12.63	-0.017852	±2.5	PASS
Band12	3MHz	QPSK	23095	15RB#0	30	-12.73	-0.017993	±2.5	PASS
Band12	3MHz	QPSK	23095	15RB#0	40	-9.14	-0.012919	±2.5	PASS
Band12	3MHz	QPSK	23095	15RB#0	50	-11.27	-0.015929	±2.5	PASS
Band12	3MHz	16QAM	23095	15RB#0	-30	-10.94	-0.015463	±2.5	PASS
Band12	3MHz	16QAM	23095	15RB#0	-20	-12.25	-0.017314	±2.5	PASS