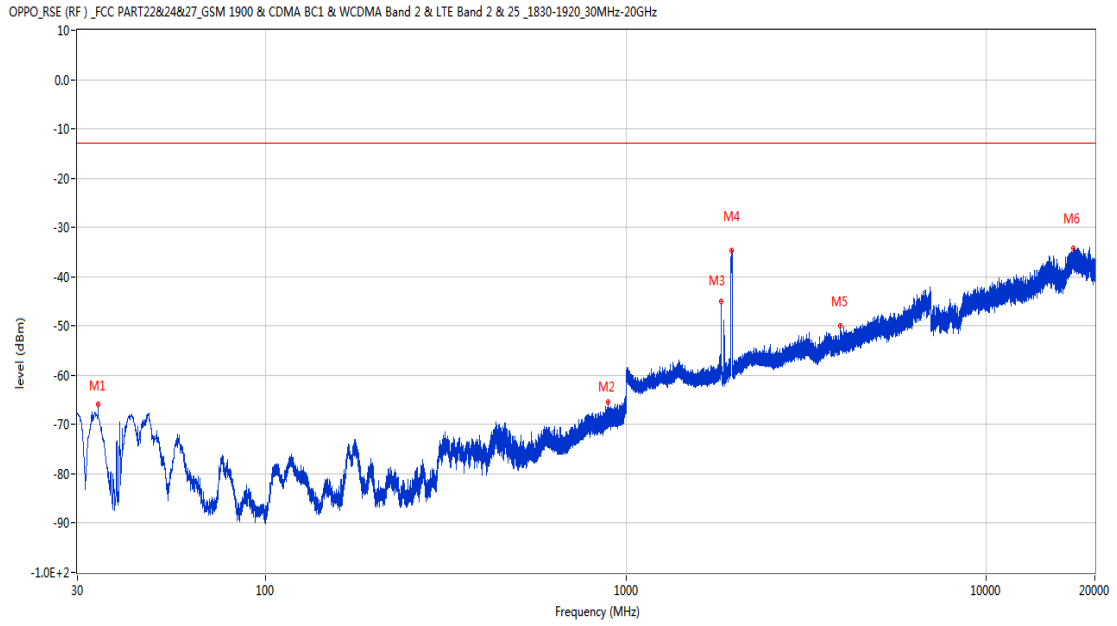


RSE-V&H LTE Band 2 BW20 CH18900

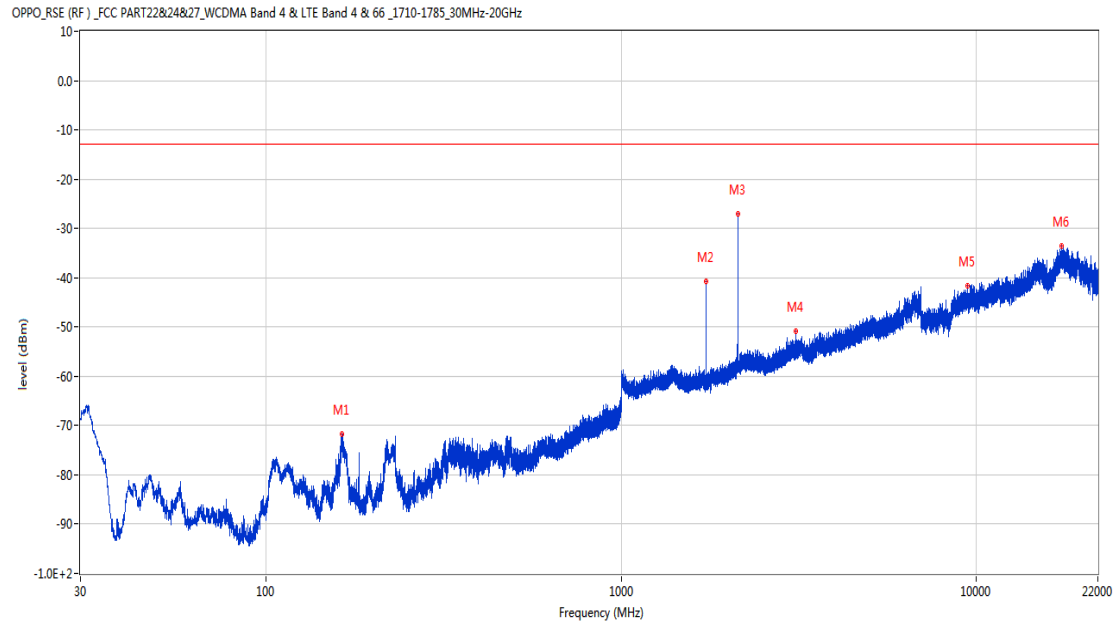


Frequency (MHz)	Result (dBm)	Factor (dB)	PK Limit (dBm)	Over Limit (dB)	Table (o)	ANT	EUT	Verdict
34.268	-65.85	-18.28	-13.0	-52.85	360.00	Vertical	Horizontal	Pass
891.651	-65.45	3.32	-13.0	-52.45	0.00	Vertical	Horizontal	Pass
1835.900	-44.97	-4.48	-13.0	-31.97	0.00	Vertical	Horizontal	N/A
1962.300	-34.73	-4.68	-13.0	-21.73	281.00	Vertical	Horizontal	N/A
3936.800	-50.02	4.74	-13.0	-37.02	46.00	Vertical	Horizontal	Pass
17384.200	-34.29	22.33	-13.0	-21.29	117.00	Vertical	Horizontal	Pass

9 LTE Band 4

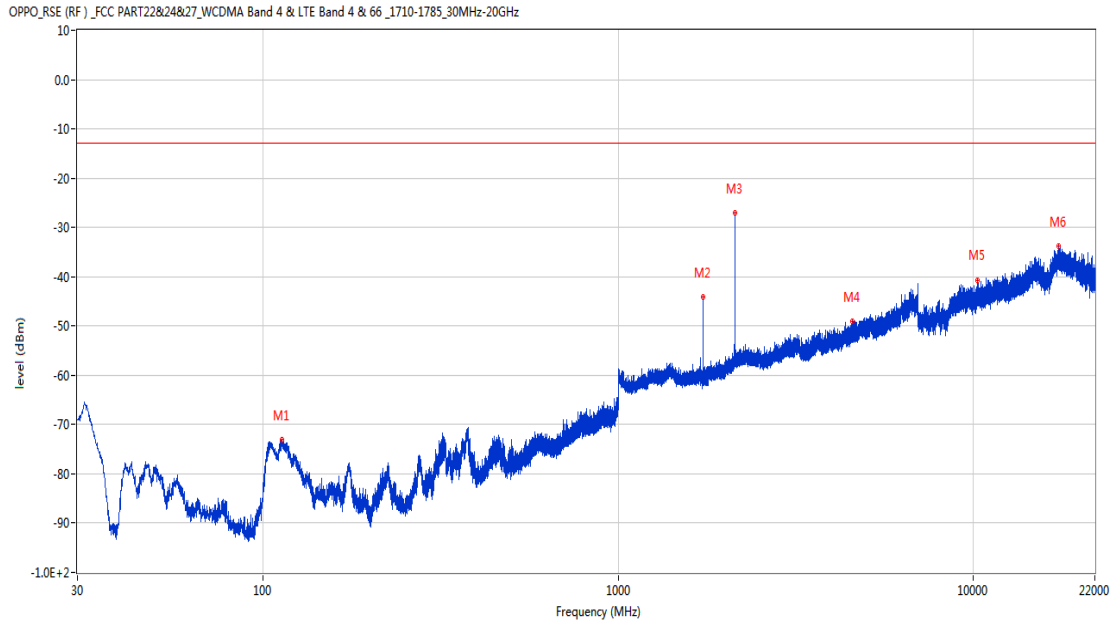
9.1 LTE Band 4 BW1.4, Middle Channel

RSE-H&H LTE Band 4 BW1.4 CH20175



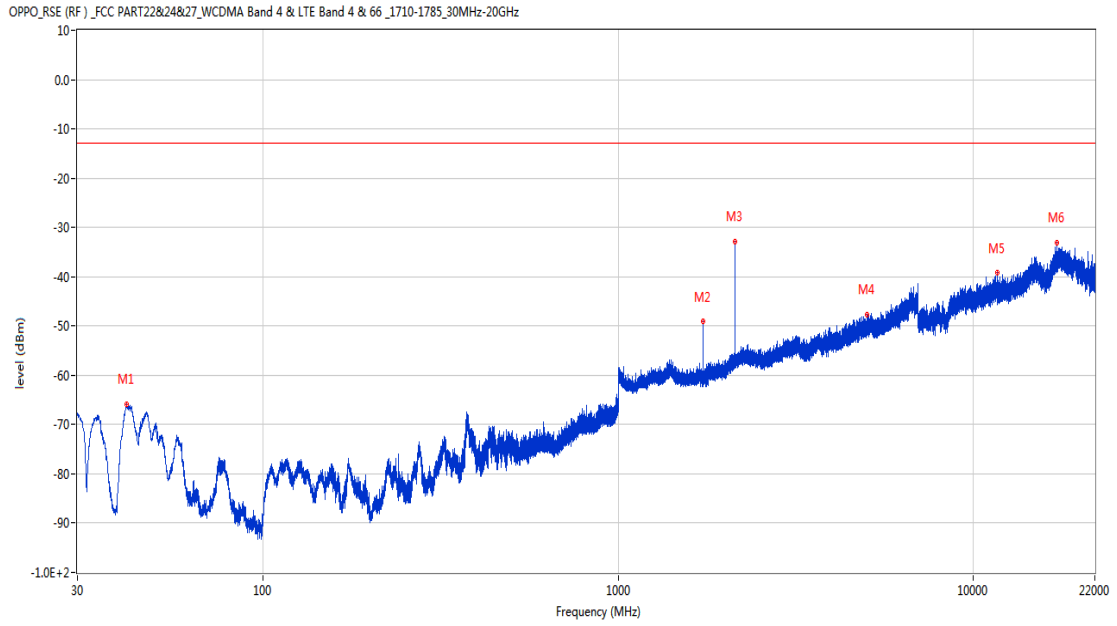
Frequency (MHz)	Result (dBm)	Factor (dB)	PK Limit (dBm)	Over Limit (dB)	Table (o)	ANT	EUT	Verdict
163.375	-71.64	-15.01	-13.0	-58.64	173.00	Horizontal	Horizontal	Pass
1732.500	-40.84	-4.53	-13.0	-27.84	323.00	Horizontal	Horizontal	N/A
2132.800	-27.09	-2.61	-13.0	-14.09	229.00	Horizontal	Horizontal	N/A
3111.600	-50.78	2.49	-13.0	-37.78	317.00	Horizontal	Horizontal	Pass
9449.500	-41.67	16.73	-13.0	-28.67	233.00	Horizontal	Horizontal	Pass
17347.250	-33.47	21.22	-13.0	-20.47	175.00	Horizontal	Horizontal	Pass

RSE-H&V LTE Band 4 BW1.4 CH20175



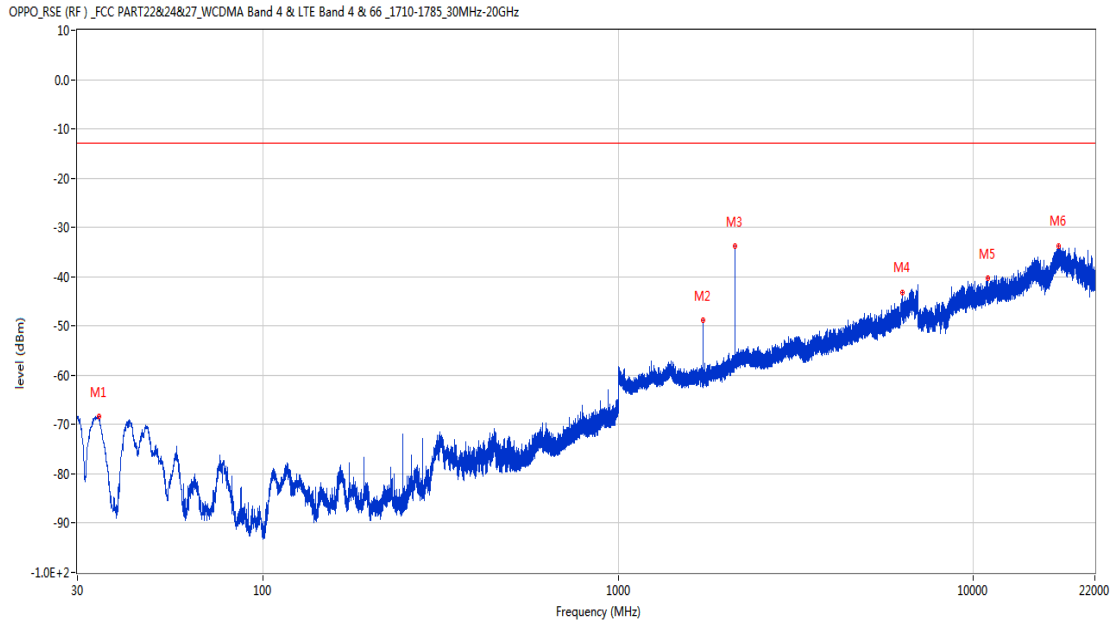
Frequency (MHz)	Result (dBm)	Factor (dB)	PK Limit (dBm)	Over Limit (dB)	Table (o)	ANT	EUT	Verdict
112.838	-73.11	-20.93	-13.0	-60.11	17.00	Horizontal	Vertical	Pass
1732.500	-44.17	-4.53	-13.0	-31.17	162.00	Horizontal	Vertical	N/A
2132.700	-26.97	-2.61	-13.0	-13.97	113.00	Horizontal	Vertical	N/A
4555.400	-49.12	6.23	-13.0	-36.12	360.00	Horizontal	Vertical	Pass
10256.800	-40.67	17.64	-13.0	-27.67	79.00	Horizontal	Vertical	Pass
17380.551	-33.80	22.24	-13.0	-20.80	198.00	Horizontal	Vertical	Pass

RSE-V&V LTE Band 4 BW1.4 CH20175



Frequency (MHz)	Result (dBm)	Factor (dB)	PK Limit (dBm)	Over Limit (dB)	Table (o)	ANT	EUT	Verdict
41.300	-65.85	-17.69	-13.0	-52.85	78.00	Vertical	Vertical	Pass
1732.500	-49.05	-4.53	-13.0	-36.05	295.00	Vertical	Vertical	N/A
2133.300	-32.78	-2.60	-13.0	-19.78	346.00	Vertical	Vertical	N/A
5025.600	-47.61	7.20	-13.0	-34.61	0.00	Vertical	Vertical	Pass
11687.975	-39.24	16.86	-13.0	-26.24	37.00	Vertical	Vertical	Pass
17222.838	-33.02	20.48	-13.0	-20.02	273.00	Vertical	Vertical	Pass

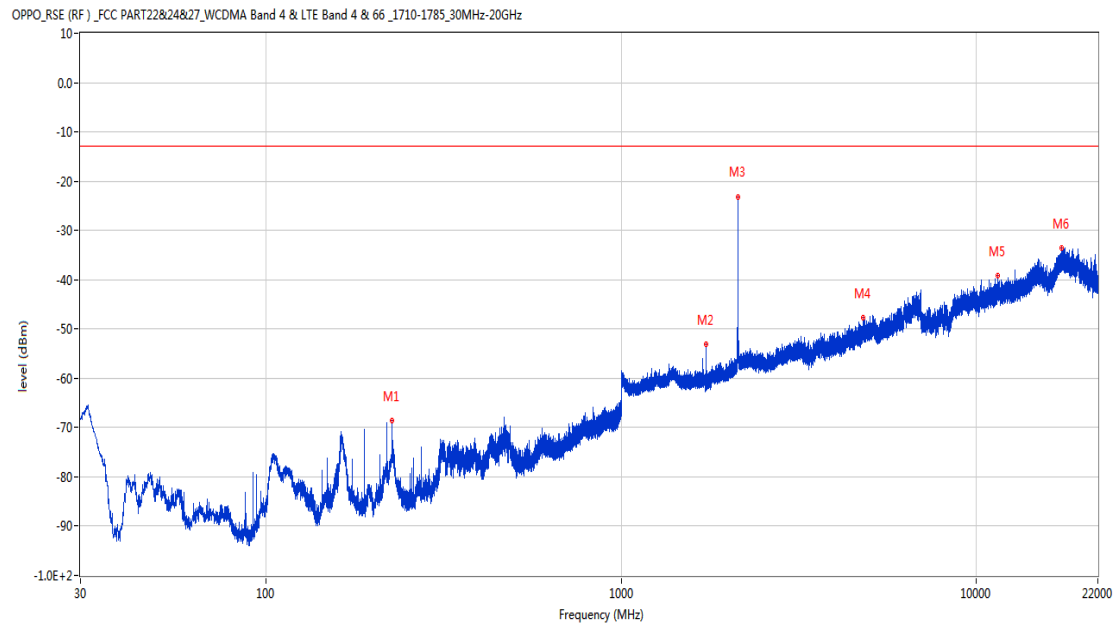
RSE-V&H LTE Band 4 BW1.4 CH20175



Frequency (MHz)	Result (dBm)	Factor (dB)	PK Limit (dBm)	Over Limit (dB)	Table (o)	ANT	EUT	Verdict
34.462	-68.38	-18.34	-13.0	-55.38	246.00	Vertical	Horizontal	Pass
1731.900	-48.90	-4.53	-13.0	-35.90	360.00	Vertical	Horizontal	N/A
2132.700	-33.71	-2.61	-13.0	-20.71	324.00	Vertical	Horizontal	N/A
6306.400	-43.21	10.54	-13.0	-30.21	26.00	Vertical	Horizontal	Pass
11021.550	-40.39	16.98	-13.0	-27.39	250.00	Vertical	Horizontal	Pass
17420.788	-33.68	22.63	-13.0	-20.68	252.00	Vertical	Horizontal	Pass

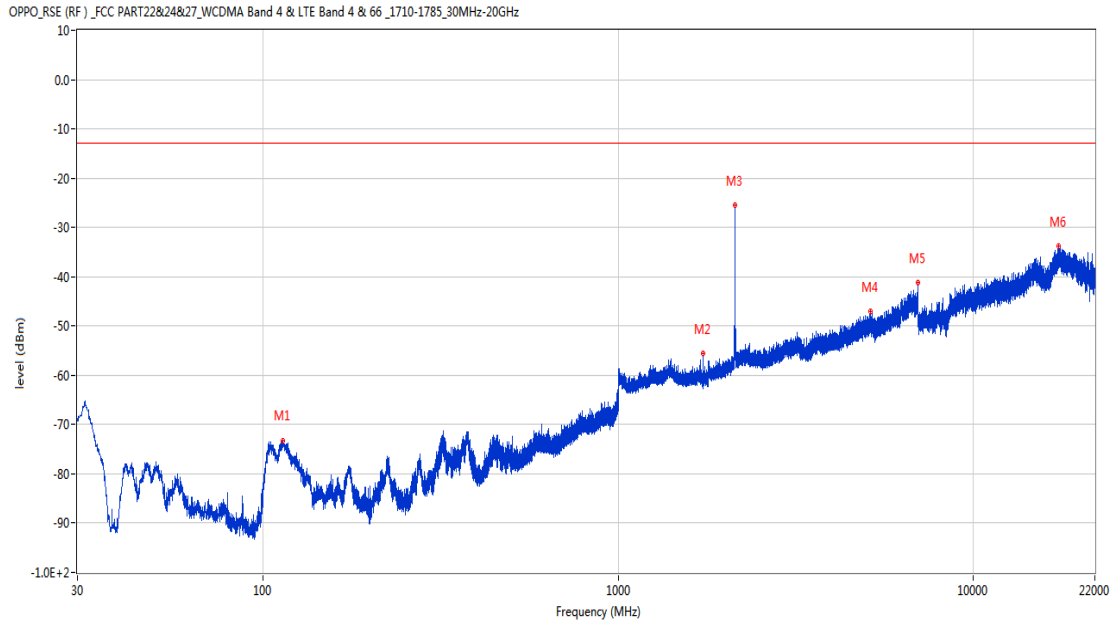
9.2 LTE Band 4 BW3, Middle Channel

RSE-H&H LTE Band 4 BW3 CH20175



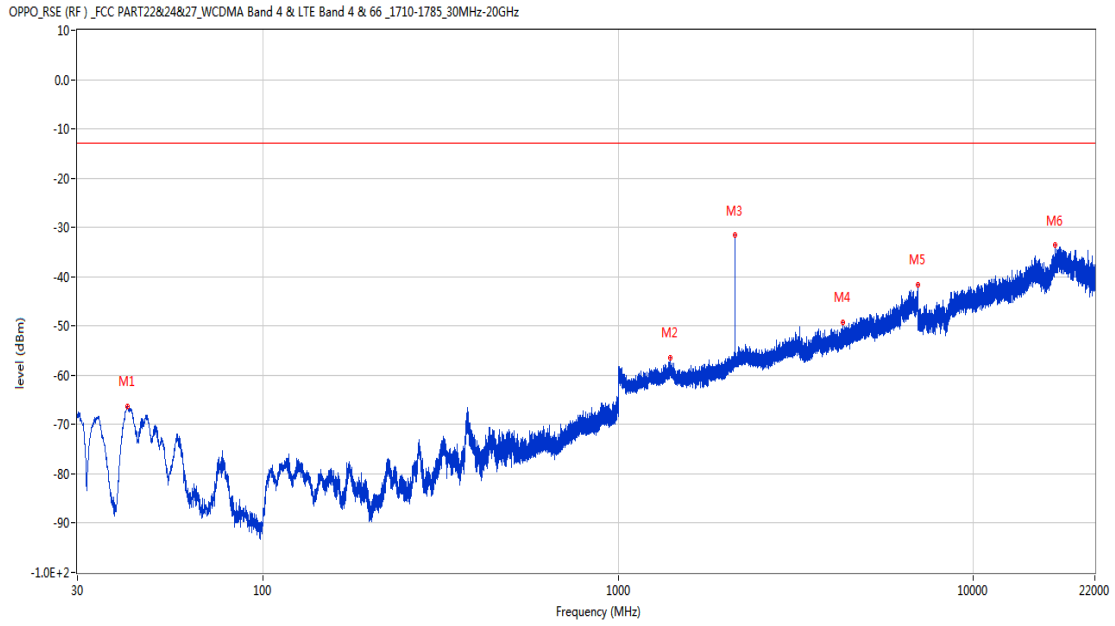
Frequency (MHz)	Result (dBm)	Factor (dB)	PK Limit (dBm)	Over Limit (dB)	Table (o)	ANT	EUT	Verdict
226.231	-68.65	-15.57	-13.0	-55.65	100.00	Horizontal	Horizontal	Pass
1731.600	-53.13	-4.53	-13.0	-40.13	31.00	Horizontal	Horizontal	N/A
2133.400	-23.14	-2.59	-13.0	-10.14	209.00	Horizontal	Horizontal	N/A
4805.000	-47.72	7.36	-13.0	-34.72	198.00	Horizontal	Horizontal	Pass
11501.388	-39.22	17.78	-13.0	-26.22	111.00	Horizontal	Horizontal	Pass
17424.488	-33.53	22.54	-13.0	-20.53	75.00	Horizontal	Horizontal	Pass

RSE-H&V LTE Band 4 BW3 CH20175



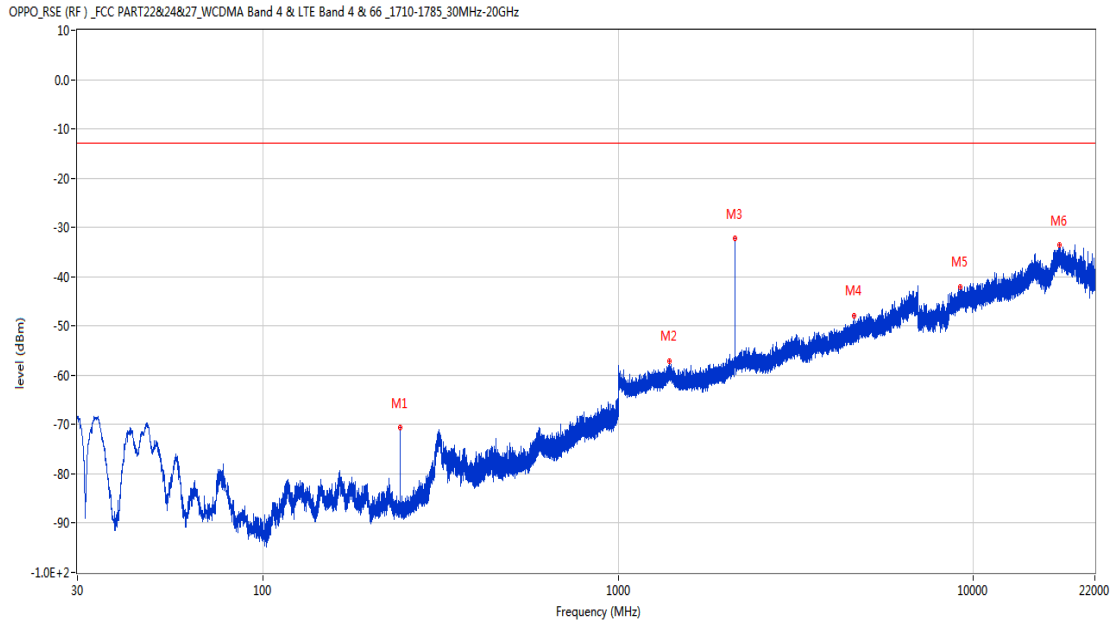
Frequency (MHz)	Result (dBm)	Factor (dB)	PK Limit (dBm)	Over Limit (dB)	Table (o)	ANT	EUT	Verdict
113.468	-73.33	-20.81	-13.0	-60.33	0.00	Horizontal	Vertical	Pass
1731.600	-55.63	-4.53	-13.0	-42.63	160.00	Horizontal	Vertical	N/A
2132.300	-25.46	-2.63	-13.0	-12.46	127.00	Horizontal	Vertical	N/A
5128.200	-46.94	7.85	-13.0	-33.94	301.00	Horizontal	Vertical	Pass
7000.000	-41.24	13.64	-13.0	-28.24	238.00	Horizontal	Vertical	Pass
17434.663	-33.83	22.29	-13.0	-20.83	317.00	Horizontal	Vertical	Pass

RSE-V&V LTE Band 4 BW3 CH20175



Frequency (MHz)	Result (dBm)	Factor (dB)	PK Limit (dBm)	Over Limit (dB)	Table (o)	ANT	EUT	Verdict
41.543	-66.22	-17.57	-13.0	-53.22	84.00	Vertical	Vertical	Pass
1405.100	-56.52	-3.99	-13.0	-43.52	348.00	Vertical	Vertical	Pass
2133.300	-31.54	-2.60	-13.0	-18.54	329.00	Vertical	Vertical	N/A
4287.800	-49.18	5.22	-13.0	-36.18	203.00	Vertical	Vertical	Pass
6998.000	-41.66	13.63	-13.0	-28.66	287.00	Vertical	Vertical	Pass
16975.400	-33.44	21.02	-13.0	-20.44	14.00	Vertical	Vertical	Pass

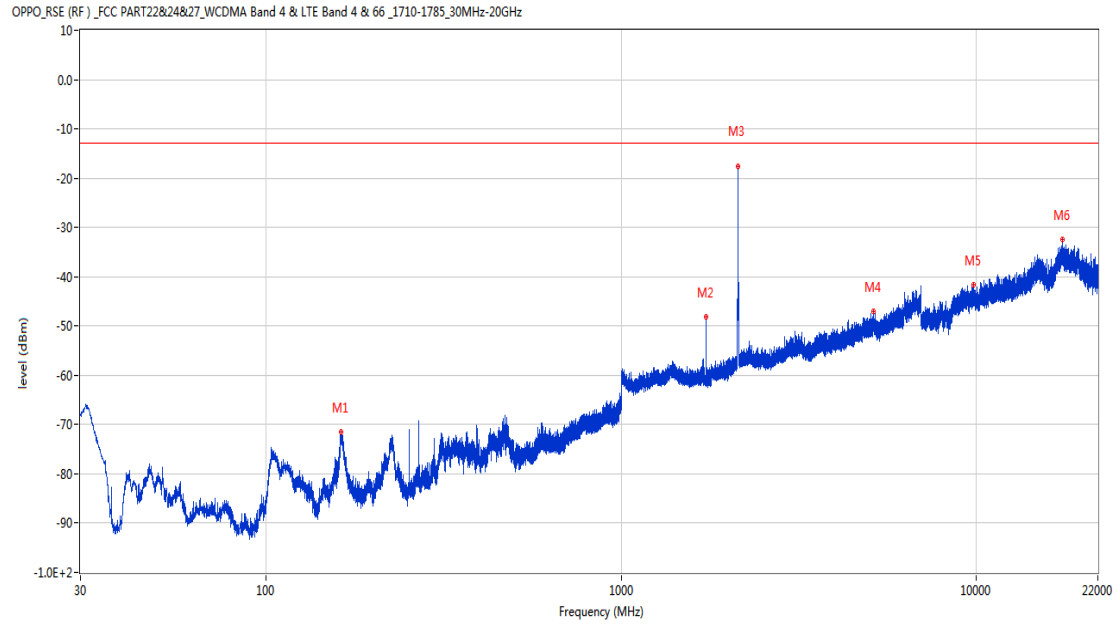
RSE-V&H LTE Band 4 BW3 CH20175



Frequency (MHz)	Result (dBm)	Factor (dB)	PK Limit (dBm)	Over Limit (dB)	Table (o)	ANT	EUT	Verdict
243.158	-70.63	-15.14	-13.0	-57.63	248.00	Vertical	Horizontal	Pass
1394.100	-57.22	-4.02	-13.0	-44.22	250.00	Vertical	Horizontal	Pass
2133.800	-32.31	-2.58	-13.0	-19.31	327.00	Vertical	Horizontal	N/A
4606.000	-47.87	6.06	-13.0	-34.87	219.00	Vertical	Horizontal	Pass
9194.776	-42.19	15.25	-13.0	-29.19	37.00	Vertical	Horizontal	Pass
17469.813	-33.51	21.72	-13.0	-20.51	108.00	Vertical	Horizontal	Pass

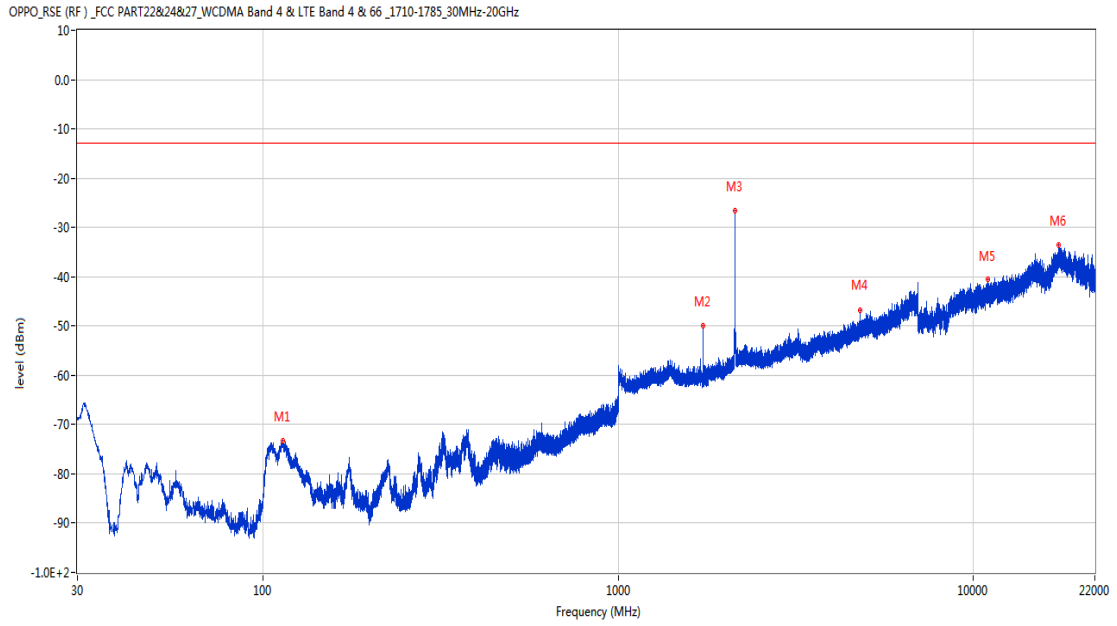
9.3 LTE Band 4 BW5, Middle Channel

RSE-H&H LTE Band 4 BW5 CH20175



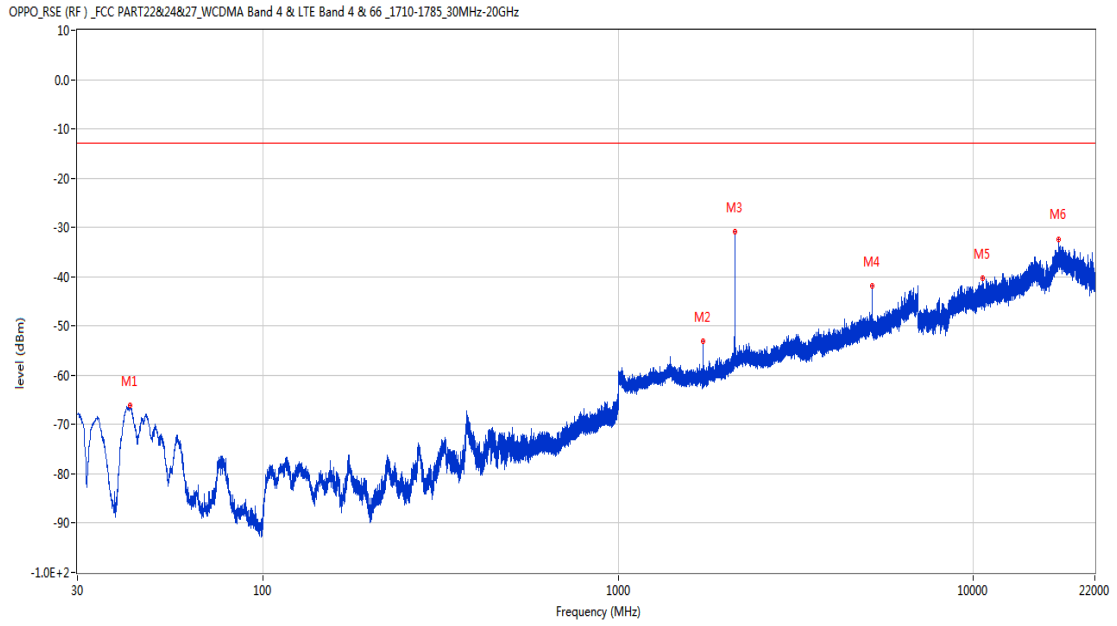
Frequency (MHz)	Result (dBm)	Factor (dB)	PK Limit (dBm)	Over Limit (dB)	Table (o)	ANT	EUT	Verdict
162.793	-71.59	-14.97	-13.0	-58.59	186.00	Horizontal	Horizontal	Pass
1730.800	-48.15	-4.53	-13.0	-35.15	310.00	Horizontal	Horizontal	N/A
2131.500	-17.69	-2.65	-13.0	-4.69	213.00	Horizontal	Horizontal	N/A
5136.000	-47.11	7.59	-13.0	-34.11	295.00	Horizontal	Horizontal	Pass
9841.937	-41.57	16.97	-13.0	-28.57	246.00	Horizontal	Horizontal	Pass
17448.073	-32.48	21.98	-13.0	-19.48	264.00	Horizontal	Horizontal	Pass

RSE-H&V LTE Band 4 BW5 CH20175



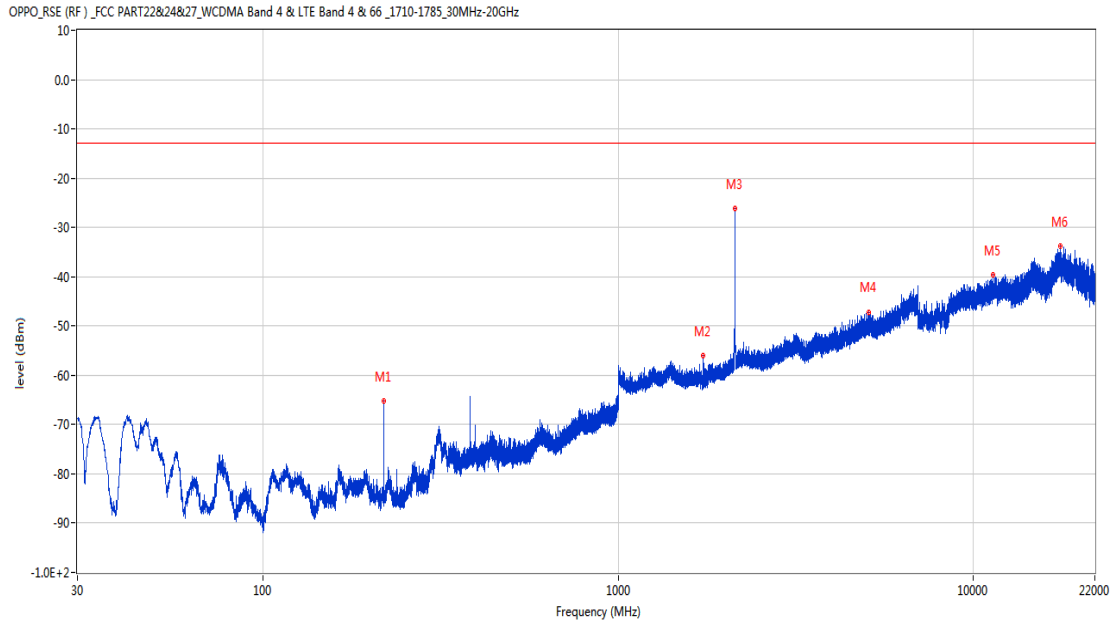
Frequency (MHz)	Result (dBm)	Factor (dB)	PK Limit (dBm)	Over Limit (dB)	Table (o)	ANT	EUT	Verdict
113.759	-73.35	-20.76	-13.0	-60.35	0.00	Horizontal	Vertical	Pass
1730.700	-50.01	-4.53	-13.0	-37.01	158.00	Horizontal	Vertical	N/A
2133.400	-26.57	-2.59	-13.0	-13.57	110.00	Horizontal	Vertical	N/A
4802.600	-46.71	7.59	-13.0	-33.71	155.00	Horizontal	Vertical	Pass
10998.838	-40.57	17.47	-13.0	-27.57	345.00	Horizontal	Vertical	Pass
17430.499	-33.63	22.39	-13.0	-20.63	0.00	Horizontal	Vertical	Pass

RSE-V&V LTE Band 4 BW5 CH20175



Frequency (MHz)	Result (dBm)	Factor (dB)	PK Limit (dBm)	Over Limit (dB)	Table (o)	ANT	EUT	Verdict
42.173	-66.06	-17.17	-13.0	-53.06	60.00	Vertical	Vertical	Pass
1730.700	-53.12	-4.53	-13.0	-40.12	292.00	Vertical	Vertical	N/A
2132.200	-30.83	-2.63	-13.0	-17.83	356.00	Vertical	Vertical	N/A
5191.600	-41.92	7.40	-13.0	-28.92	88.00	Vertical	Vertical	Pass
10626.525	-40.27	15.90	-13.0	-27.27	213.00	Vertical	Vertical	Pass
17426.338	-32.34	22.49	-13.0	-19.34	207.00	Vertical	Vertical	Pass

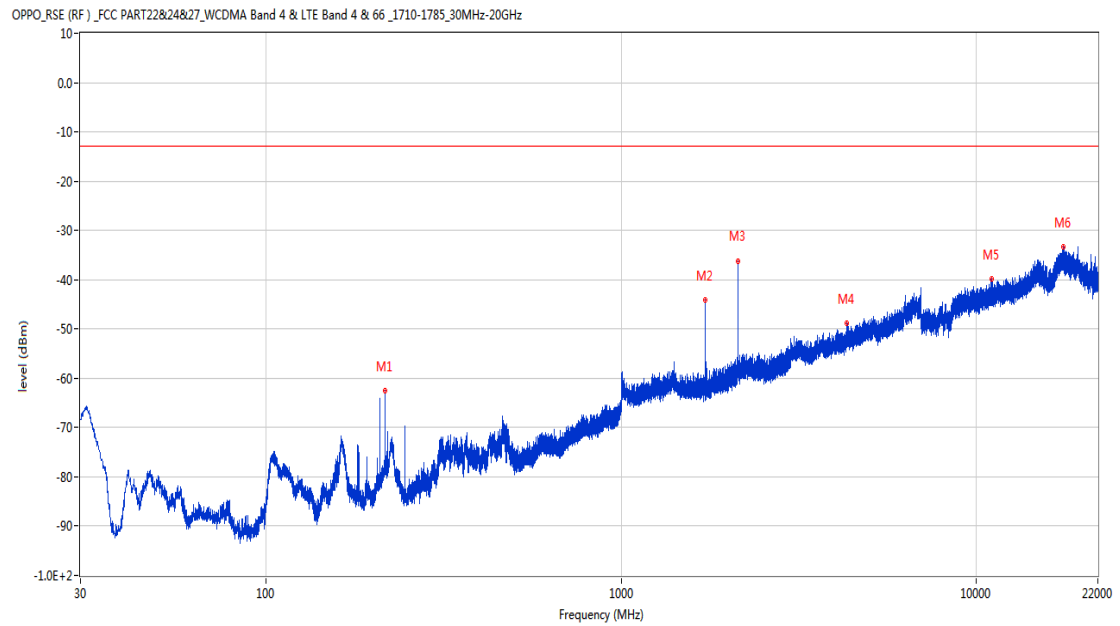
RSE-V&H LTE Band 4 BW5 CH20175



Frequency (MHz)	Result (dBm)	Factor (dB)	PK Limit (dBm)	Over Limit (dB)	Table (o)	ANT	EUT	Verdict
218.422	-65.30	-15.77	-13.0	-52.30	189.00	Vertical	Horizontal	Pass
1730.800	-55.97	-4.53	-13.0	-42.97	360.00	Vertical	Horizontal	N/A
2131.700	-26.08	-2.64	-13.0	-13.08	310.00	Vertical	Horizontal	N/A
5075.400	-47.13	7.35	-13.0	-34.13	289.00	Vertical	Horizontal	Pass
11360.800	-39.61	17.05	-13.0	-26.61	334.00	Vertical	Horizontal	Pass
17591.450	-33.89	22.06	-13.0	-20.89	59.00	Vertical	Horizontal	Pass

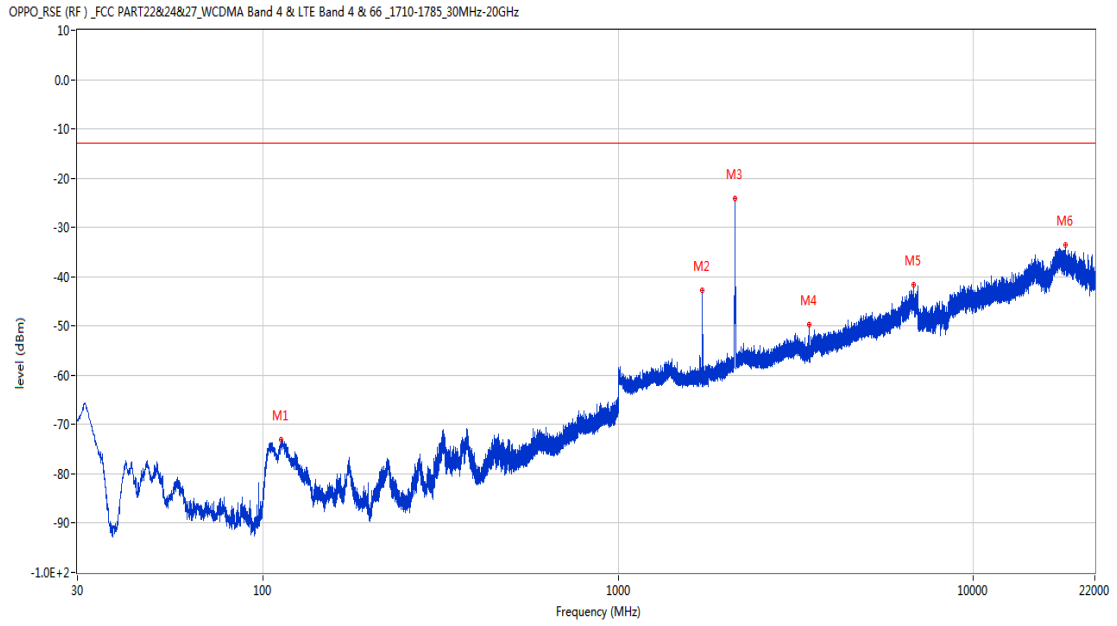
9.4 LTE Band 4 BW10, Middle Channel

RSE-H&H LTE Band 4 BW10 CH20175



Frequency (MHz)	Result (dBm)	Factor (dB)	PK Limit (dBm)	Over Limit (dB)	Table (o)	ANT	EUT	Verdict
216.143	-62.60	-15.88	-13.0	-49.60	57.00	Horizontal	Horizontal	Pass
1728.500	-44.15	-4.53	-13.0	-31.15	16.00	Horizontal	Horizontal	N/A
2137.000	-36.16	-2.51	-13.0	-23.16	16.00	Horizontal	Horizontal	N/A
4306.800	-48.86	5.46	-13.0	-35.86	90.00	Horizontal	Horizontal	Pass
11029.313	-39.83	16.85	-13.0	-26.83	8.00	Horizontal	Horizontal	Pass
17612.724	-33.39	21.86	-13.0	-20.39	117.00	Horizontal	Horizontal	Pass

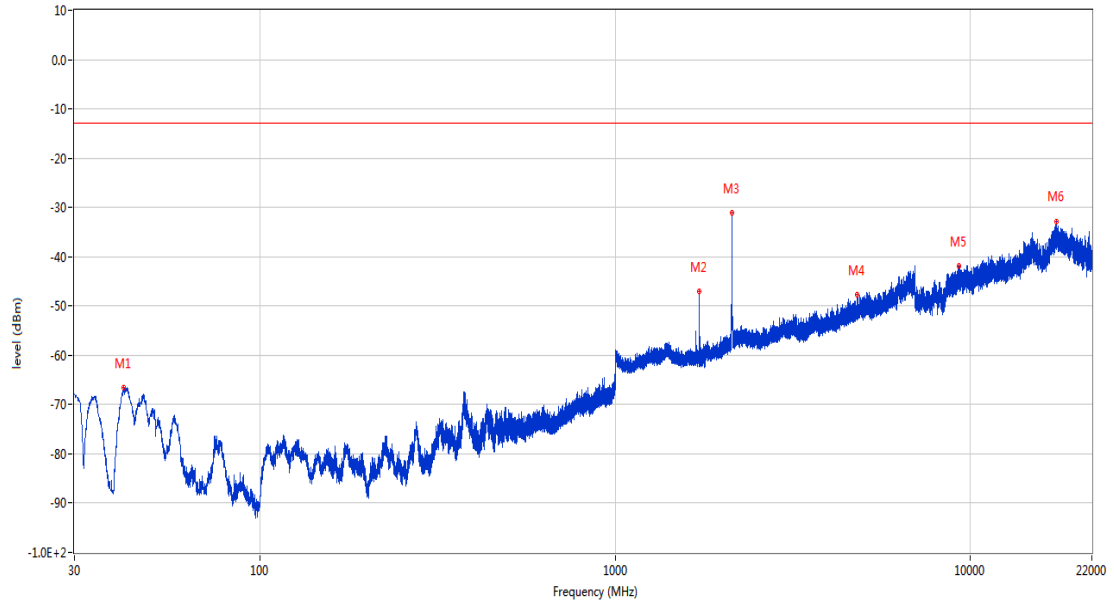
RSE-H&V LTE Band 4 BW10 CH20175



Frequency (MHz)	Result (dBm)	Factor (dB)	PK Limit (dBm)	Over Limit (dB)	Table (o)	ANT	EUT	Verdict
112.304	-73.12	-21.04	-13.0	-60.12	-3.00	Horizontal	Vertical	Pass
1728.500	-42.71	-4.53	-13.0	-29.71	177.00	Horizontal	Vertical	N/A
2129.600	-24.19	-2.67	-13.0	-11.19	130.00	Horizontal	Vertical	N/A
3456.600	-49.81	2.28	-13.0	-36.81	113.00	Horizontal	Vertical	Pass
6783.000	-41.58	12.15	-13.0	-28.58	220.00	Horizontal	Vertical	Pass
18177.901	-33.59	22.35	-13.0	-20.59	177.00	Horizontal	Vertical	Pass

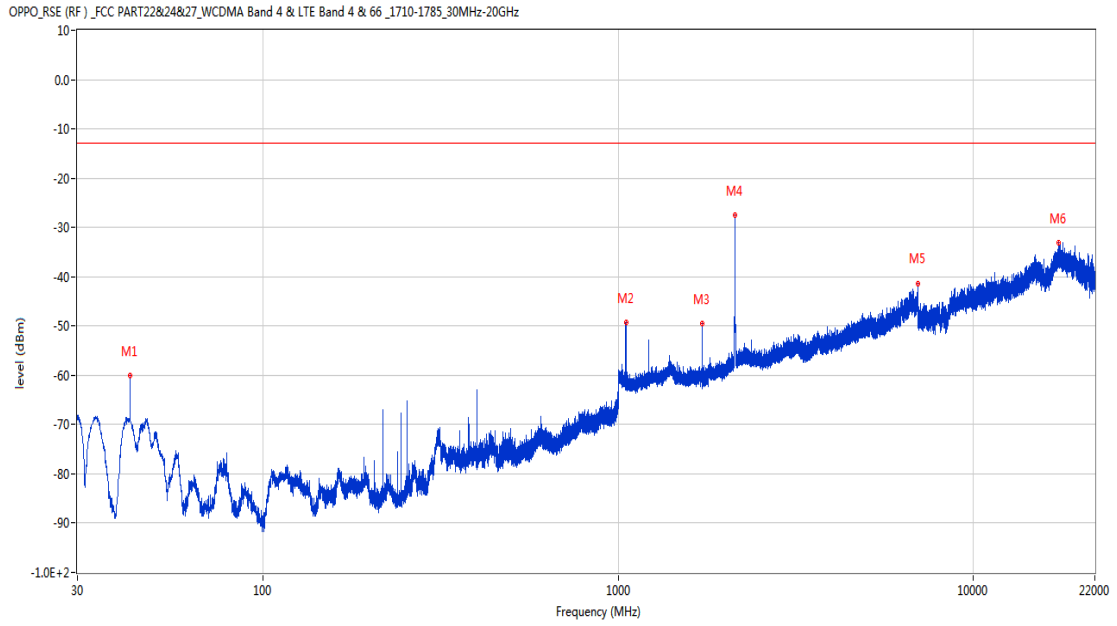
RSE-V&V LTE Band 4 BW10 CH20175

OPPO_RSE (RF) _ FCC PART22&24&27_WCDMA Band 4 & LTE Band 4 & 66 _1710-1785_30MHz-20GHz



Frequency (MHz)	Result (dBm)	Factor (dB)	PK Limit (dBm)	Over Limit (dB)	Table (o)	ANT	EUT	Verdict
41.203	-66.58	-17.74	-13.0	-53.58	50.00	Vertical	Vertical	Pass
1728.600	-46.99	-4.53	-13.0	-33.99	279.00	Vertical	Vertical	N/A
2135.800	-31.19	-2.56	-13.0	-18.19	336.00	Vertical	Vertical	N/A
4807.200	-47.59	7.18	-13.0	-34.59	215.00	Vertical	Vertical	Pass
9296.263	-41.93	15.46	-13.0	-28.93	334.00	Vertical	Vertical	Pass
17466.575	-32.86	21.73	-13.0	-19.86	77.00	Vertical	Vertical	Pass

RSE-V&H LTE Band 4 BW10 CH20175

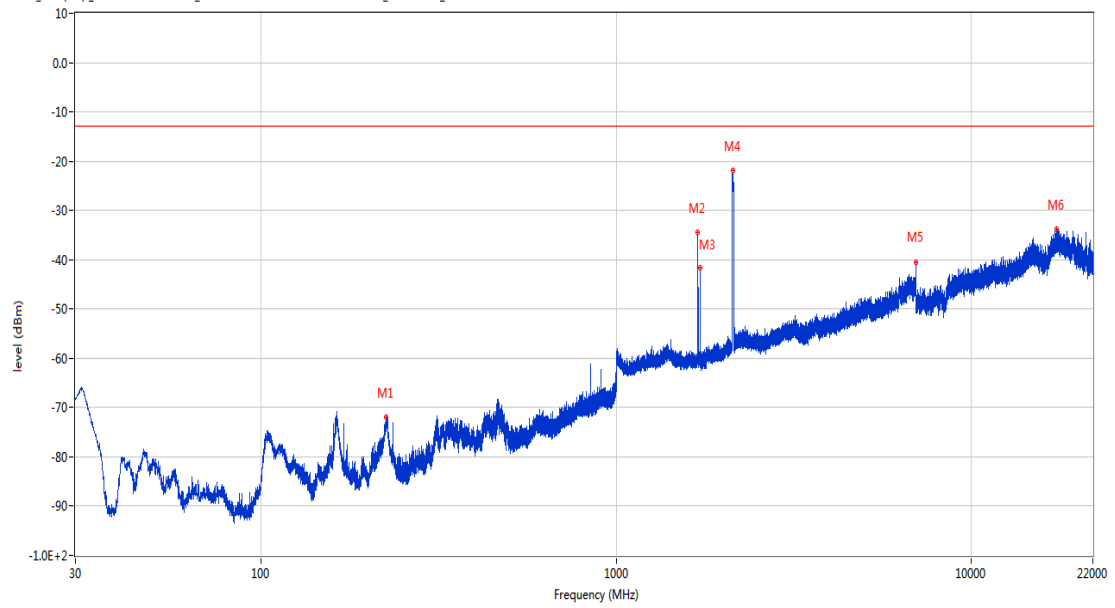


Frequency (MHz)	Result (dBm)	Factor (dB)	PK Limit (dBm)	Over Limit (dB)	Table (o)	ANT	EUT	Verdict
42.222	-60.14	-17.13	-13.0	-47.14	5.00	Vertical	Horizontal	Pass
1051.000	-49.22	-6.43	-13.0	-36.22	8.00	Vertical	Horizontal	Pass
1728.600	-49.55	-4.53	-13.0	-36.55	8.00	Vertical	Horizontal	N/A
2132.300	-27.45	-2.63	-13.0	-14.45	326.00	Vertical	Horizontal	N/A
6999.200	-41.48	13.65	-13.0	-28.48	83.00	Vertical	Horizontal	Pass
17440.676	-33.18	22.14	-13.0	-20.18	266.00	Vertical	Horizontal	Pass

9.5 LTE Band 4 BW15, Middle Channel

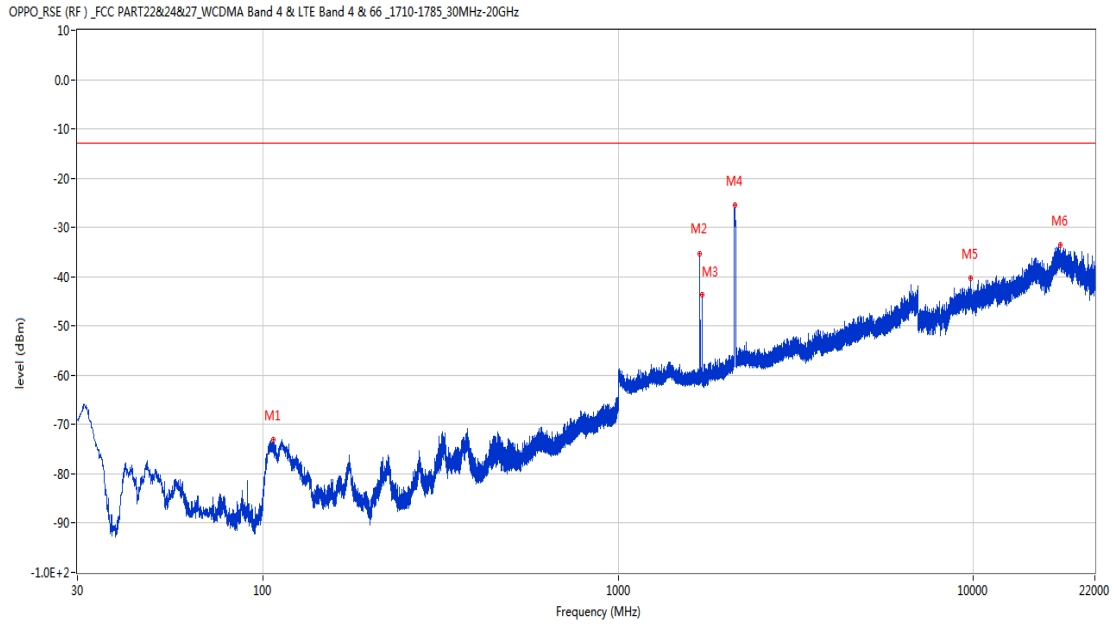
RSE-H&H LTE Band 4 BW15 CH20175

OPPO_RSE (RF) _FCC PART22&24&27_WCDMA Band 4 & LTE Band 4 & 66 _1710-1785_30MHz-20GHz



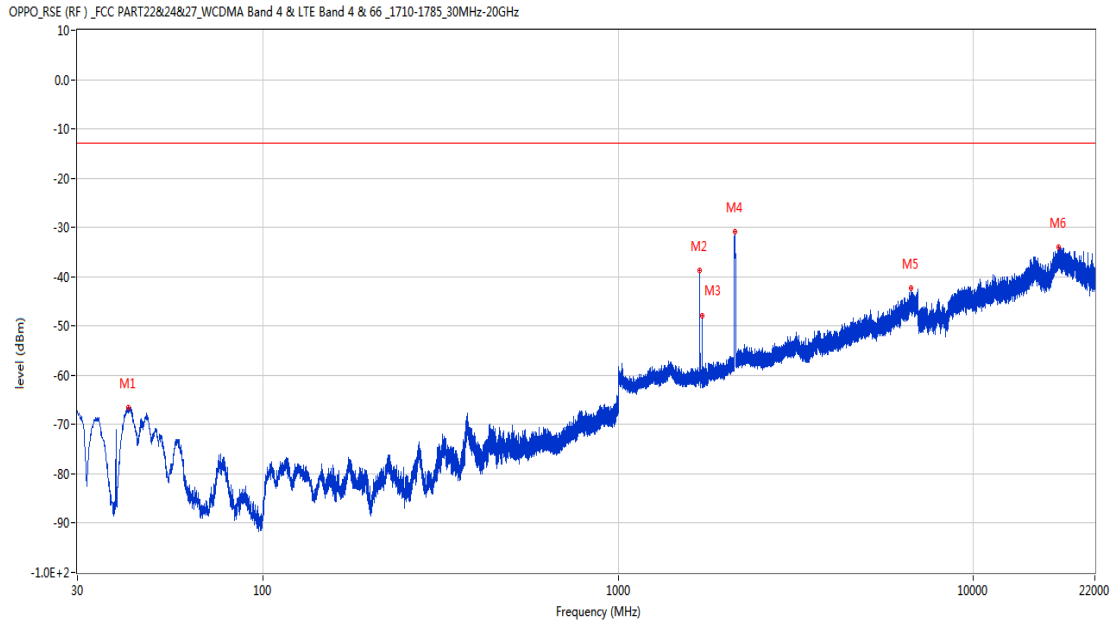
Frequency (MHz)	Result (dBm)	Factor (dB)	PK Limit (dBm)	Over Limit (dB)	Table (o)	ANT	EUT	Verdict
225.358	-72.02	-15.60	-13.0	-59.02	210.00	Horizontal	Horizontal	Pass
1699.700	-34.56	-4.60	-13.0	-21.56	106.00	Horizontal	Horizontal	N/A
1726.100	-41.65	-4.53	-13.0	-28.65	319.00	Horizontal	Horizontal	N/A
2138.500	-21.97	-2.47	-13.0	-8.97	215.00	Horizontal	Horizontal	N/A
6979.800	-40.50	13.85	-13.0	-27.50	49.00	Horizontal	Horizontal	Pass
17421.251	-33.87	22.62	-13.0	-20.87	33.00	Horizontal	Horizontal	Pass

RSE-H&V LTE Band 4 BW15 CH20175



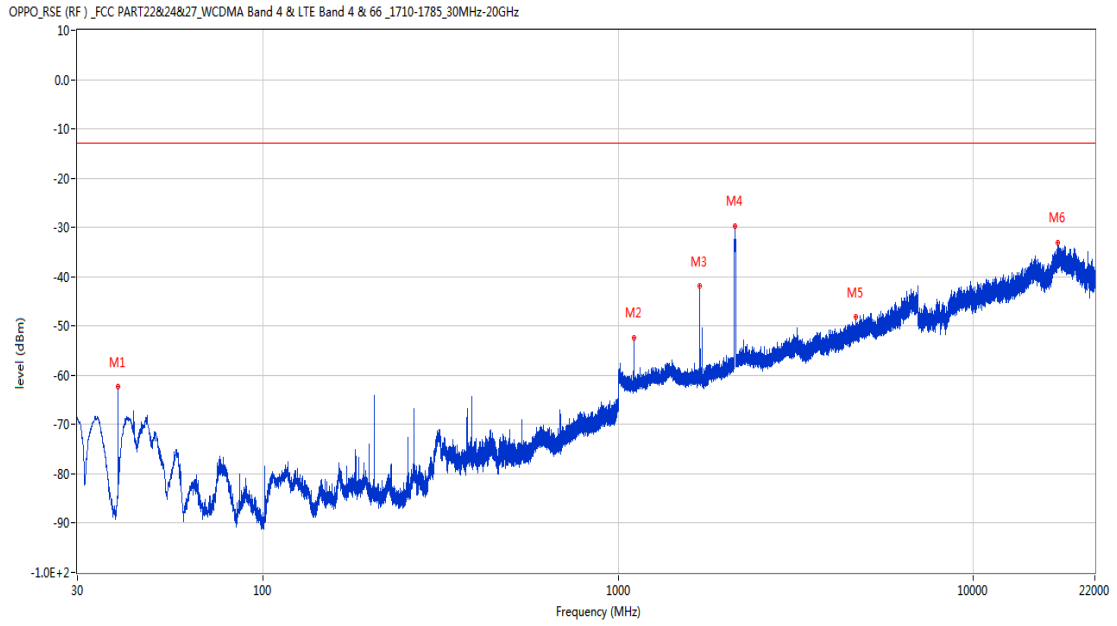
Frequency (MHz)	Result (dBm)	Factor (dB)	PK Limit (dBm)	Over Limit (dB)	Table (o)	ANT	EUT	Verdict
106.775	-73.01	-21.67	-13.0	-60.01	360.00	Horizontal	Vertical	Pass
1699.000	-35.29	-4.68	-13.0	-22.29	171.00	Horizontal	Vertical	N/A
1725.700	-43.70	-4.53	-13.0	-30.70	157.00	Horizontal	Vertical	N/A
2136.600	-25.48	-2.53	-13.0	-12.48	104.00	Horizontal	Vertical	N/A
9845.100	-40.38	16.96	-13.0	-27.38	317.00	Horizontal	Vertical	Pass
17570.636	-33.64	22.32	-13.0	-20.64	104.00	Horizontal	Vertical	Pass

RSE-V&V LTE Band 4 BW15 CH20175



Frequency (MHz)	Result (dBm)	Factor (dB)	PK Limit (dBm)	Over Limit (dB)	Table (o)	ANT	EUT	Verdict
41.688	-66.63	-17.50	-13.0	-53.63	59.00	Vertical	Vertical	Pass
1699.300	-38.69	-4.65	-13.0	-25.69	283.00	Vertical	Vertical	N/A
1725.700	-47.99	-4.53	-13.0	-34.99	283.00	Vertical	Vertical	N/A
2128.400	-30.84	-2.76	-13.0	-17.84	356.00	Vertical	Vertical	N/A
6691.600	-42.32	11.79	-13.0	-29.32	51.00	Vertical	Vertical	Pass
17371.300	-34.11	21.92	-13.0	-21.11	224.00	Vertical	Vertical	Pass

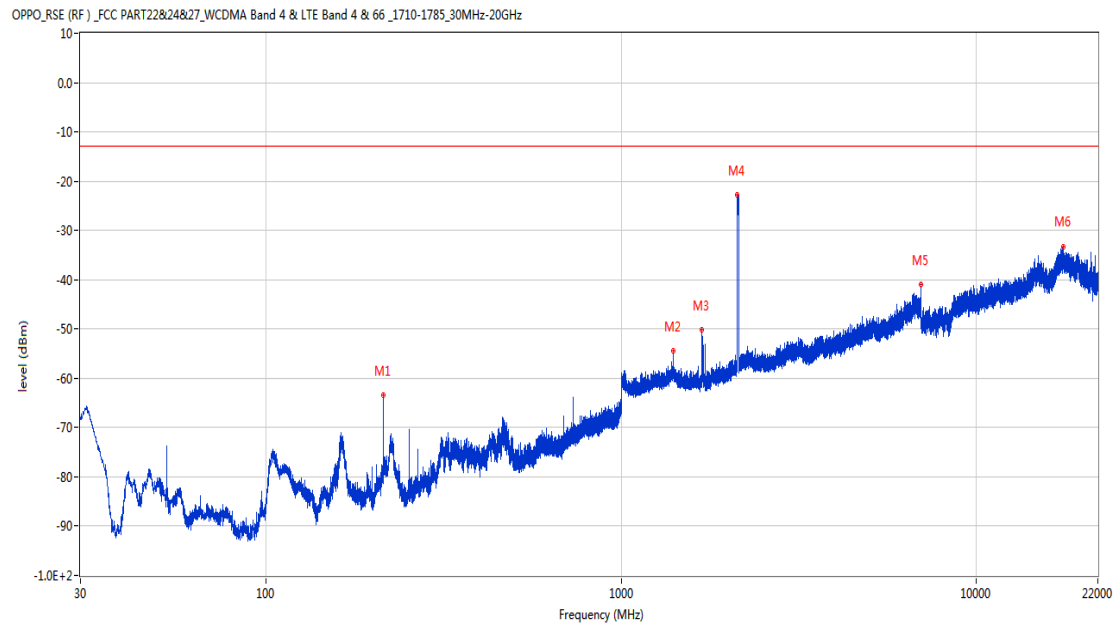
RSE-V&H LTE Band 4 BW15 CH20175



Frequency (MHz)	Result (dBm)	Factor (dB)	PK Limit (dBm)	Over Limit (dB)	Table (o)	ANT	EUT	Verdict
39.069	-62.33	-19.25	-13.0	-49.33	166.00	Vertical	Horizontal	Pass
1109.600	-52.31	-6.71	-13.0	-39.31	139.00	Vertical	Horizontal	N/A
1699.800	-41.83	-4.59	-13.0	-28.83	-1.00	Vertical	Horizontal	N/A
2131.600	-29.81	-2.65	-13.0	-16.81	312.00	Vertical	Horizontal	N/A
4672.600	-48.17	6.56	-13.0	-35.17	293.00	Vertical	Horizontal	Pass
17291.287	-33.19	21.12	-13.0	-20.19	93.00	Vertical	Horizontal	Pass

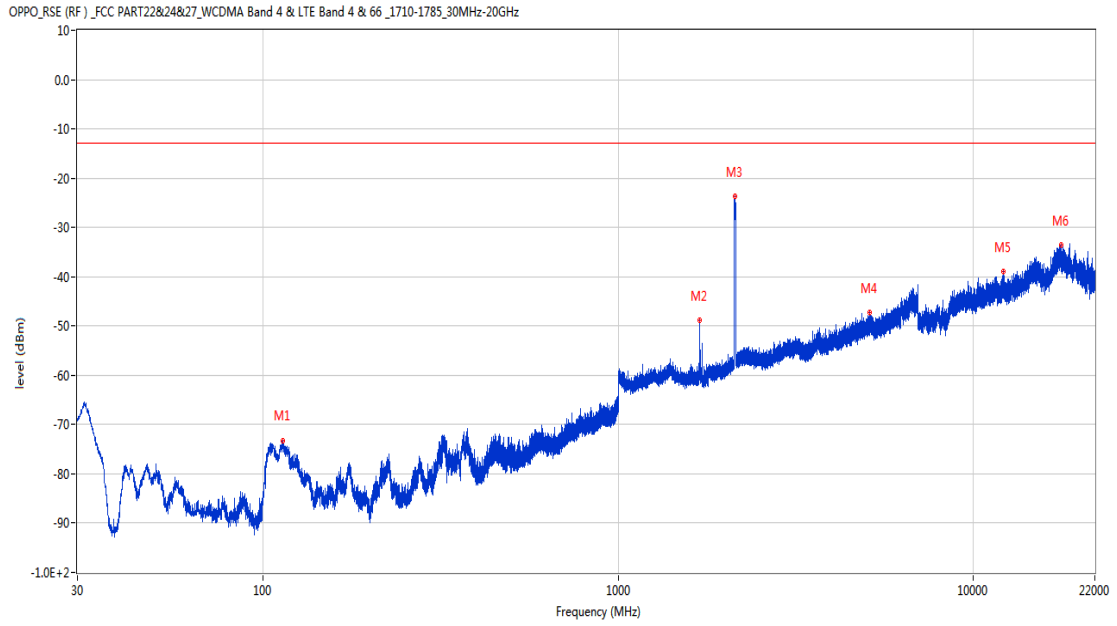
9.6 LTE Band 4 BW20, Middle Channel

RSE-H&H LTE Band 4 BW20 CH20175



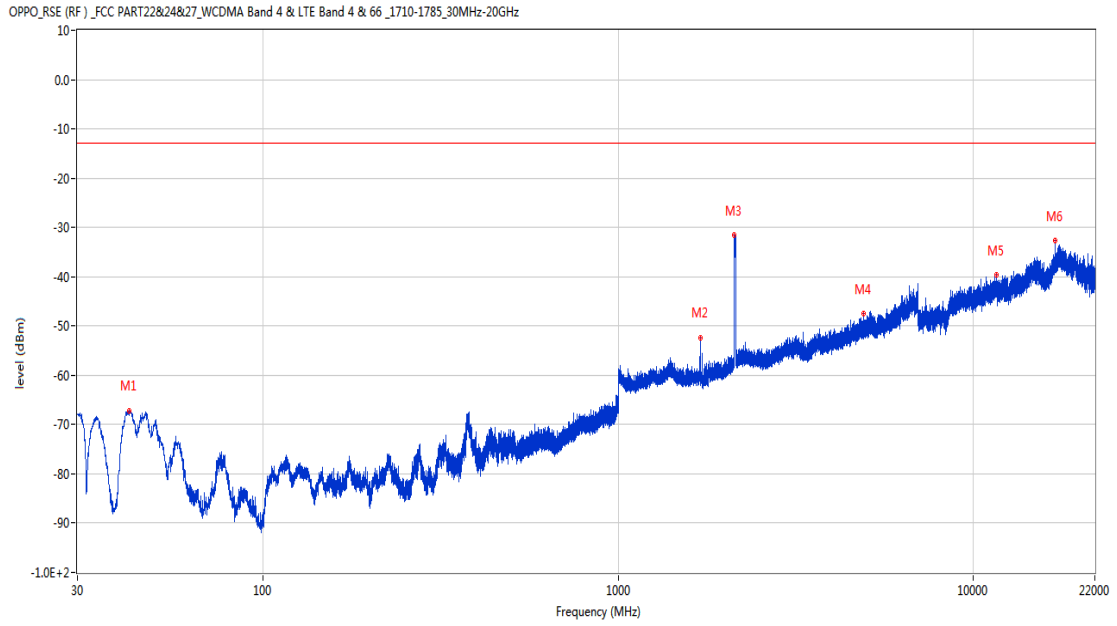
Frequency (MHz)	Result (dBm)	Factor (dB)	PK Limit (dBm)	Over Limit (dB)	Table (o)	ANT	EUT	Verdict
213.378	-63.41	-15.92	-13.0	-50.41	29.00	Horizontal	Horizontal	Pass
1404.000	-54.47	-3.89	-13.0	-41.47	144.00	Horizontal	Horizontal	Pass
1690.700	-50.21	-5.39	-13.0	-37.21	103.00	Horizontal	Horizontal	N/A
2126.300	-22.85	-2.78	-13.0	-9.85	202.00	Horizontal	Horizontal	N/A
6992.800	-40.98	13.61	-13.0	-27.98	86.00	Horizontal	Horizontal	Pass
17570.175	-33.34	22.33	-13.0	-20.34	260.00	Horizontal	Horizontal	Pass

RSE-H&V LTE Band 4 BW20 CH20175



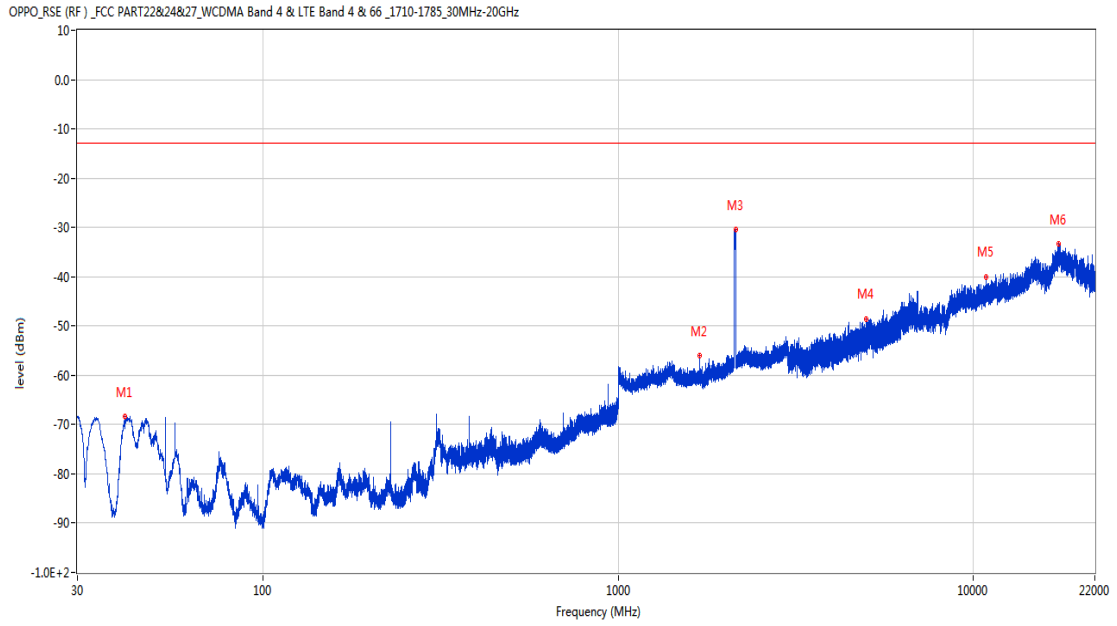
Frequency (MHz)	Result (dBm)	Factor (dB)	PK Limit (dBm)	Over Limit (dB)	Table (o)	ANT	EUT	Verdict
113.323	-73.29	-20.84	-13.0	-60.29	0.00	Horizontal	Vertical	Pass
1699.800	-48.72	-4.59	-13.0	-35.72	184.00	Horizontal	Vertical	N/A
2130.800	-23.71	-2.66	-13.0	-10.71	131.00	Horizontal	Vertical	N/A
5103.000	-47.34	7.59	-13.0	-34.34	189.00	Horizontal	Vertical	Pass
12149.125	-39.03	18.16	-13.0	-26.03	144.00	Horizontal	Vertical	Pass
17724.187	-33.64	21.41	-13.0	-20.64	360.00	Horizontal	Vertical	Pass

RSE-V&V LTE Band 4 BW20 CH20175



Frequency (MHz)	Result (dBm)	Factor (dB)	PK Limit (dBm)	Over Limit (dB)	Table (o)	ANT	EUT	Verdict
41.883	-67.27	-17.40	-13.0	-54.27	172.00	Vertical	Vertical	Pass
1701.100	-52.31	-4.53	-13.0	-39.31	202.00	Vertical	Vertical	N/A
2126.400	-31.49	-2.79	-13.0	-18.49	343.00	Vertical	Vertical	N/A
4916.600	-47.49	7.92	-13.0	-34.49	359.00	Vertical	Vertical	Pass
11636.513	-39.57	17.23	-13.0	-26.57	352.00	Vertical	Vertical	Pass
17003.150	-32.72	20.95	-13.0	-19.72	360.00	Vertical	Vertical	Pass

RSE-V&H LTE Band 4 BW20 CH20175

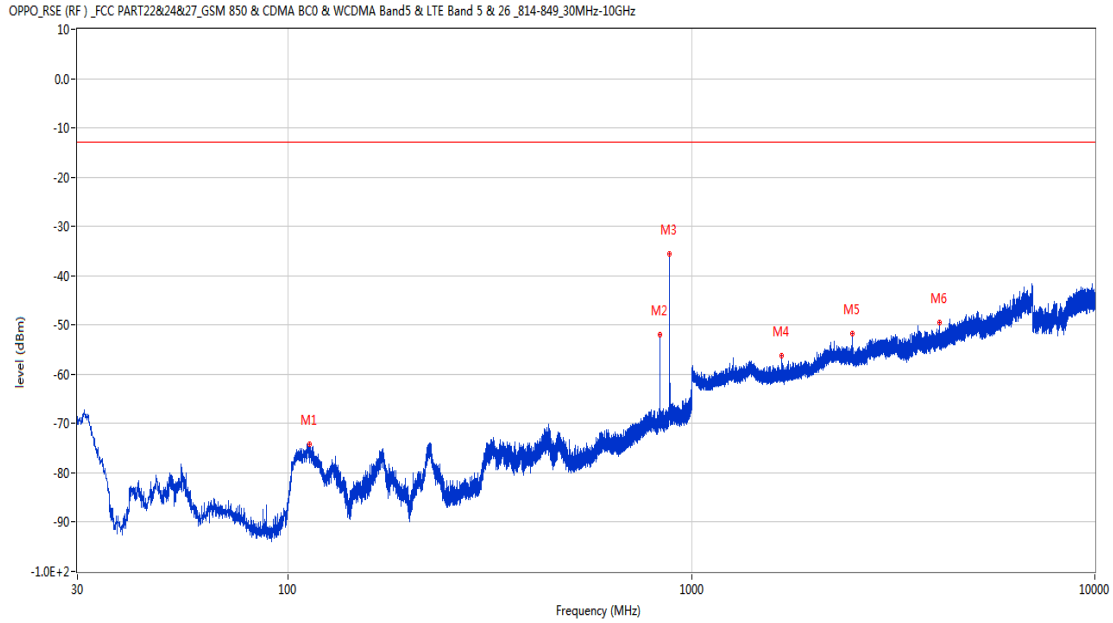


Frequency (MHz)	Result (dBm)	Factor (dB)	PK Limit (dBm)	Over Limit (dB)	Table (o)	ANT	EUT	Verdict
40.767	-68.43	-18.02	-13.0	-55.43	79.00	Vertical	Horizontal	Pass
1697.600	-55.90	-4.83	-13.0	-42.90	0.00	Vertical	Horizontal	N/A
2139.000	-30.39	-2.47	-13.0	-17.39	322.00	Vertical	Horizontal	N/A
4990.600	-48.68	7.26	-13.0	-35.68	3.00	Vertical	Horizontal	Pass
10895.625	-40.06	17.59	-13.0	-27.06	-1.00	Vertical	Horizontal	Pass
17423.100	-33.35	22.57	-13.0	-20.35	143.00	Vertical	Horizontal	Pass

10 LTE Band 5

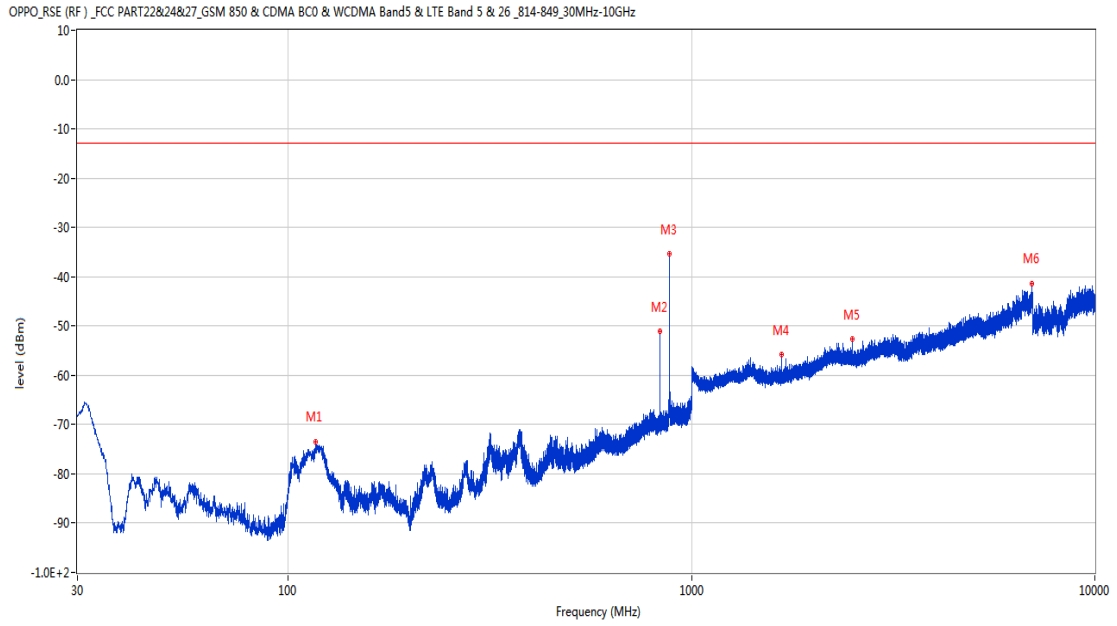
10.1 LTE Band 5 BW1.4, Middle Channel

RSE-H&H LTE Band 5 BW1.4 CH20525



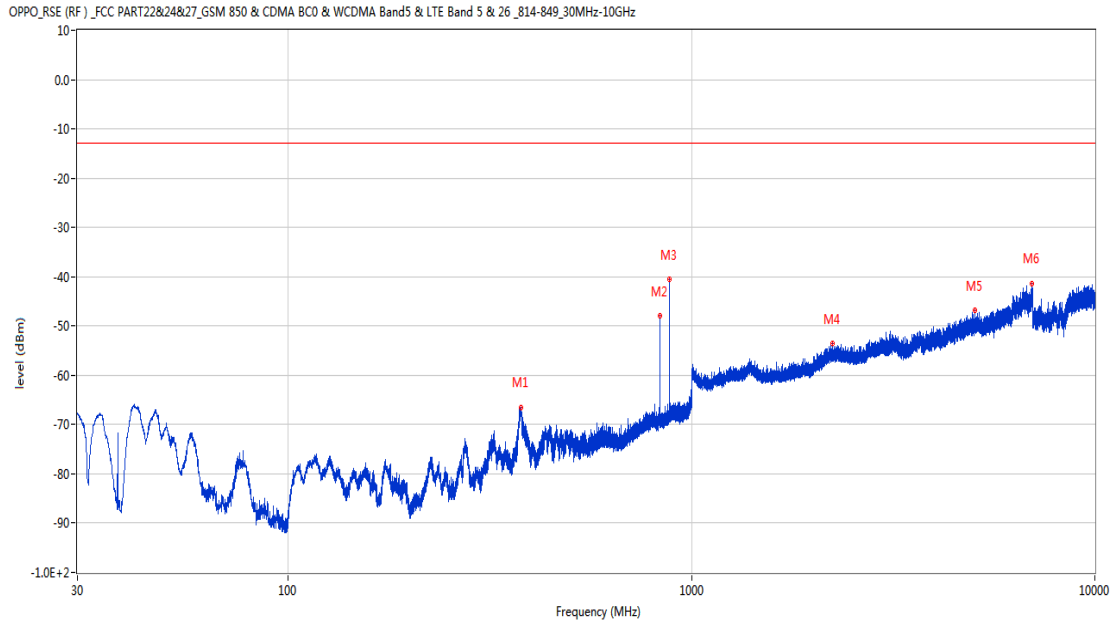
Frequency (MHz)	Result (dBm)	Factor (dB)	PK Limit (dBm)	Over Limit (dB)	Table (o)	ANT	EUT	Verdict
112.886	-74.24	-20.80	-13.0	-61.24	342.00	Horizontal	Horizontal	Pass
836.070	-52.03	2.58	-13.0	-39.03	88.00	Horizontal	Horizontal	N/A
881.612	-35.68	2.81	-13.0	-22.68	269.00	Horizontal	Horizontal	N/A
1672.800	-56.22	-5.89	-13.0	-43.22	320.00	Horizontal	Horizontal	Pass
2508.400	-51.78	-0.98	-13.0	-38.78	115.00	Horizontal	Horizontal	Pass
4114.600	-49.44	4.66	-13.0	-36.44	360.00	Horizontal	Horizontal	Pass

RSE-H&V LTE Band 5 BW1.4 CH20525



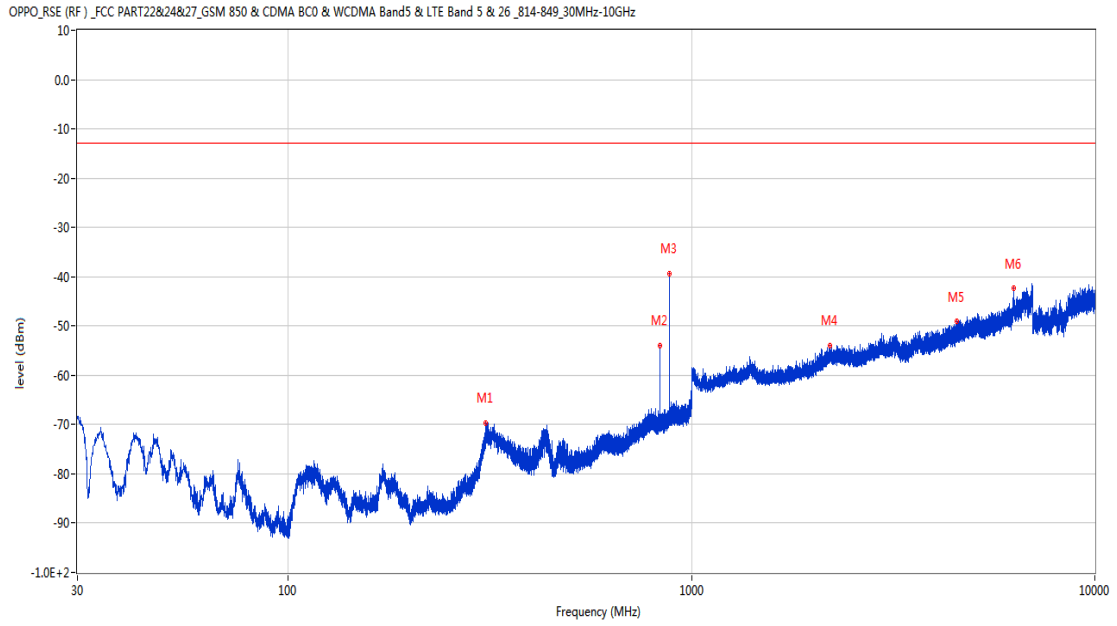
Frequency (MHz)	Result (dBm)	Factor (dB)	PK Limit (dBm)	Over Limit (dB)	Table (o)	ANT	EUT	Verdict
117.155	-73.62	-20.00	-13.0	-60.62	23.00	Horizontal	Vertical	Pass
836.070	-51.16	2.58	-13.0	-38.16	360.00	Horizontal	Vertical	N/A
881.708	-35.35	2.82	-13.0	-22.35	360.00	Horizontal	Vertical	N/A
1672.700	-55.82	-5.90	-13.0	-42.82	163.00	Horizontal	Vertical	Pass
2508.500	-52.66	-0.98	-13.0	-39.66	163.00	Horizontal	Vertical	Pass
6963.000	-41.47	13.05	-13.0	-28.47	253.00	Horizontal	Vertical	Pass

RSE-V&V LTE Band 5 BW1.4 CH20525



Frequency (MHz)	Result (dBm)	Factor (dB)	PK Limit (dBm)	Over Limit (dB)	Table (o)	ANT	EUT	Verdict
376.678	-66.61	-8.99	-13.0	-53.61	205.00	Vertical	Vertical	Pass
836.119	-48.00	2.58	-13.0	-35.00	25.00	Vertical	Vertical	N/A
881.660	-40.53	2.81	-13.0	-27.53	320.00	Vertical	Vertical	N/A
2238.900	-53.57	-1.47	-13.0	-40.57	112.00	Vertical	Vertical	Pass
5052.800	-46.86	7.45	-13.0	-33.86	50.00	Vertical	Vertical	Pass
6993.800	-41.49	13.64	-13.0	-28.49	50.00	Vertical	Vertical	Pass

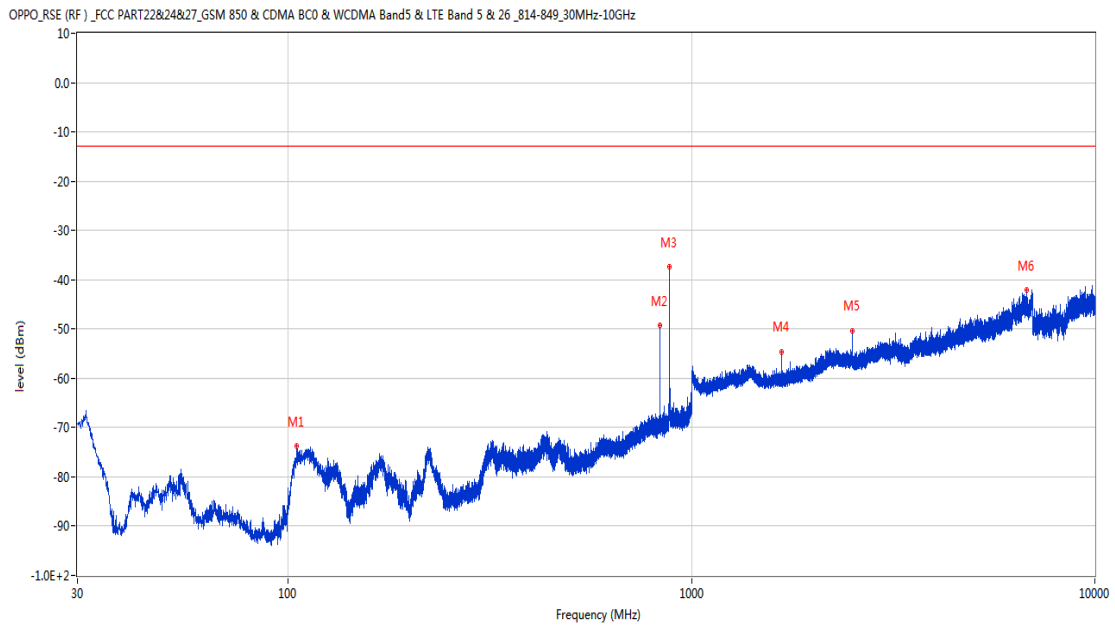
RSE-V&H LTE Band 5 BW1.4 CH20525



Frequency (MHz)	Result (dBm)	Factor (dB)	PK Limit (dBm)	Over Limit (dB)	Table (o)	ANT	EUT	Verdict
309.118	-69.63	-12.28	-13.0	-56.63	23.00	Vertical	Horizontal	Pass
836.119	-53.89	2.58	-13.0	-40.89	104.00	Vertical	Horizontal	N/A
881.806	-39.31	2.83	-13.0	-26.31	0.00	Vertical	Horizontal	N/A
2206.700	-54.03	-1.25	-13.0	-41.03	259.00	Vertical	Horizontal	Pass
4538.400	-49.07	5.92	-13.0	-36.07	213.00	Vertical	Horizontal	Pass
6303.200	-42.27	10.80	-13.0	-29.27	144.00	Vertical	Horizontal	Pass

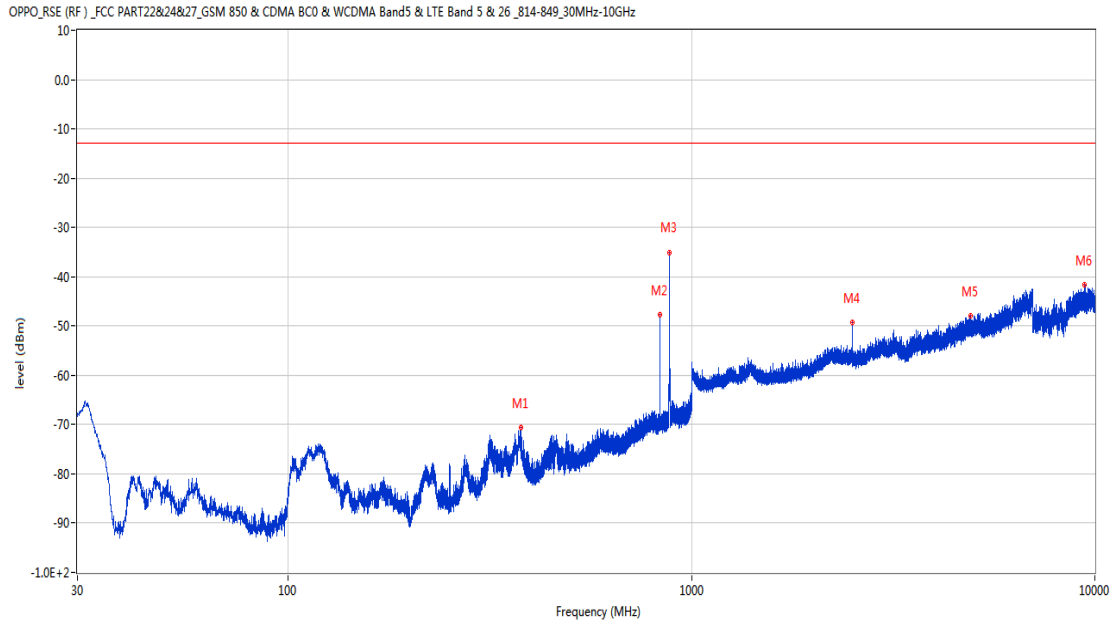
10.2 LTE Band 5 BW3, Middle Channel

RSE-H&H LTE Band 5 BW3 CH20525



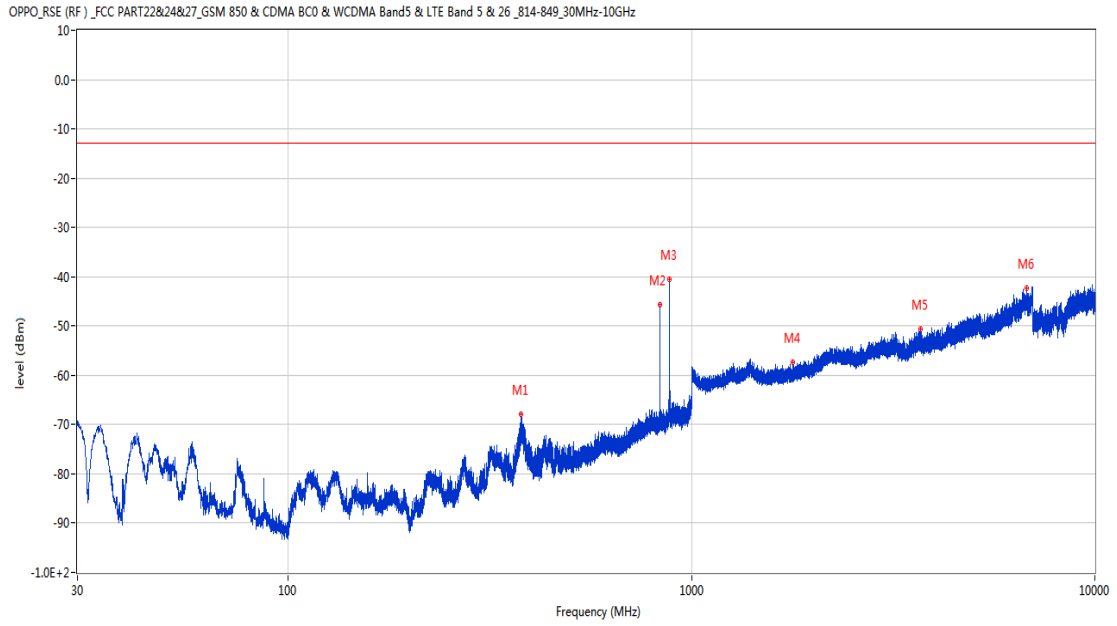
Frequency (MHz)	Result (dBm)	Factor (dB)	PK Limit (dBm)	Over Limit (dB)	Table (o)	ANT	EUT	Verdict
105.078	-73.74	-21.68	-13.0	-60.74	363.00	Horizontal	Horizontal	Pass
835.197	-49.22	2.55	-13.0	-36.22	329.00	Horizontal	Horizontal	N/A
882.436	-37.43	2.91	-13.0	-24.43	270.00	Horizontal	Horizontal	N/A
1670.900	-54.57	-5.89	-13.0	-41.57	317.00	Horizontal	Horizontal	Pass
2505.900	-50.45	-0.95	-13.0	-37.45	142.00	Horizontal	Horizontal	Pass
6783.800	-42.16	12.15	-13.0	-29.16	161.00	Horizontal	Horizontal	Pass

RSE-H&V LTE Band 5 BW3 CH20525



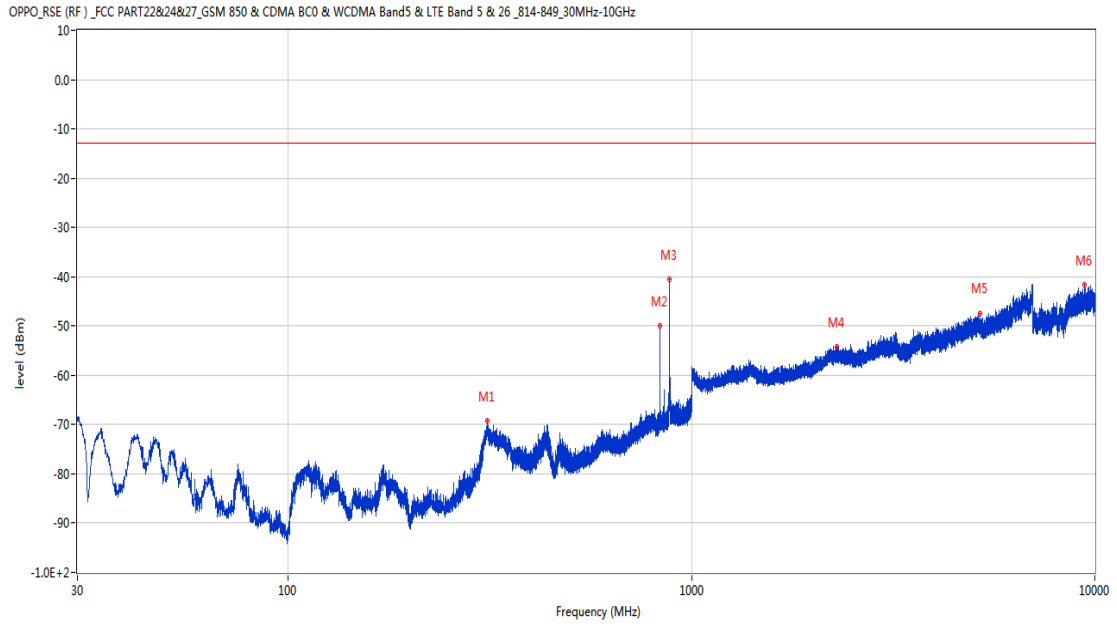
Frequency (MHz)	Result (dBm)	Factor (dB)	PK Limit (dBm)	Over Limit (dB)	Table (o)	ANT	EUT	Verdict
378.133	-70.49	-8.96	-13.0	-57.49	239.00	Horizontal	Vertical	Pass
835.246	-47.80	2.55	-13.0	-34.80	363.00	Horizontal	Vertical	N/A
882.193	-35.06	2.87	-13.0	-22.06	361.00	Horizontal	Vertical	N/A
2506.200	-49.35	-0.96	-13.0	-36.35	153.00	Horizontal	Vertical	Pass
4918.800	-47.81	7.82	-13.0	-34.81	291.00	Horizontal	Vertical	Pass
9436.750	-41.68	16.40	-13.0	-28.68	330.00	Horizontal	Vertical	Pass

RSE-V&V LTE Band 5 BW3 CH20525



Frequency (MHz)	Result (dBm)	Factor (dB)	PK Limit (dBm)	Over Limit (dB)	Table (o)	ANT	EUT	Verdict
377.405	-67.93	-8.98	-13.0	-54.93	224.00	Vertical	Vertical	Pass
835.246	-45.61	2.55	-13.0	-32.61	70.00	Vertical	Vertical	N/A
881.854	-40.47	2.83	-13.0	-27.47	327.00	Vertical	Vertical	N/A
1786.800	-57.44	-5.22	-13.0	-44.44	275.00	Vertical	Vertical	Pass
3696.200	-50.53	5.25	-13.0	-37.53	74.00	Vertical	Vertical	Pass
6771.600	-42.23	11.62	-13.0	-29.23	255.00	Vertical	Vertical	Pass

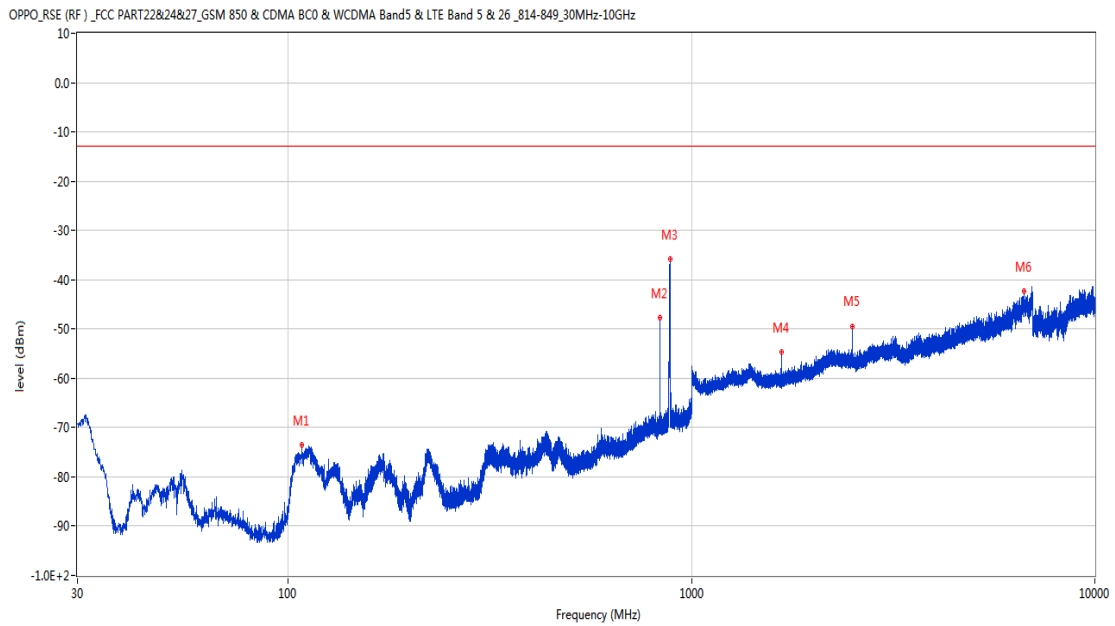
RSE-V&H LTE Band 5 BW3 CH20525



Frequency (MHz)	Result (dBm)	Factor (dB)	PK Limit (dBm)	Over Limit (dB)	Table (o)	ANT	EUT	Verdict
310.815	-69.27	-12.08	-13.0	-56.27	42.00	Vertical	Horizontal	Pass
835.294	-49.95	2.56	-13.0	-36.95	114.00	Vertical	Horizontal	N/A
881.806	-40.49	2.83	-13.0	-27.49	42.00	Vertical	Horizontal	N/A
2292.300	-54.28	-1.18	-13.0	-41.28	148.00	Vertical	Horizontal	Pass
5198.200	-47.51	7.09	-13.0	-34.51	360.00	Vertical	Horizontal	Pass
9442.750	-41.69	16.54	-13.0	-28.69	-1.00	Vertical	Horizontal	Pass

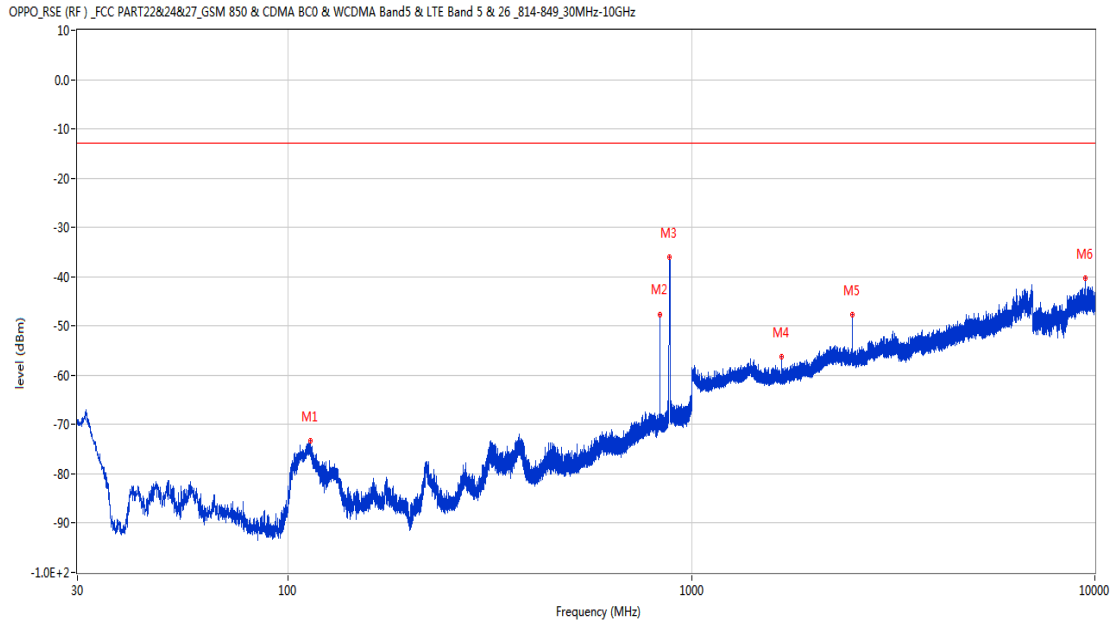
10.3 LTE Band 5 BW5, Middle Channel

RSE-H&H LTE Band 5 BW5 CH20525



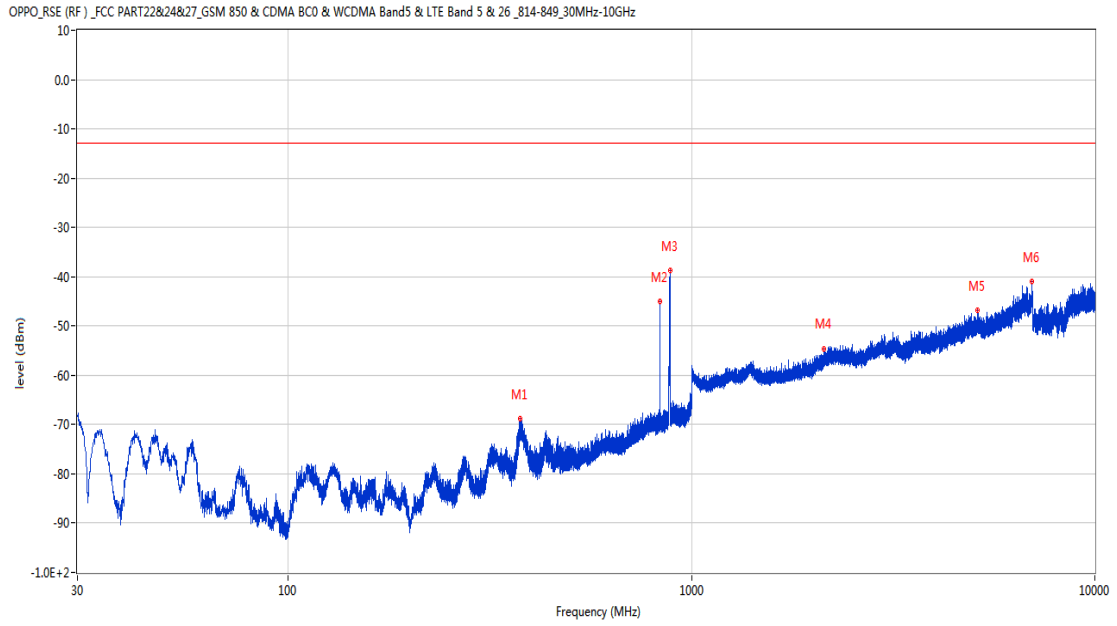
Frequency (MHz)	Result (dBm)	Factor (dB)	PK Limit (dBm)	Over Limit (dB)	Table (o)	ANT	EUT	Verdict
107.891	-73.41	-21.56	-13.0	-60.41	363.00	Horizontal	Horizontal	Pass
834.372	-47.68	2.53	-13.0	-34.68	315.00	Horizontal	Horizontal	N/A
883.600	-35.90	3.06	-13.0	-22.90	291.00	Horizontal	Horizontal	N/A
1669.100	-54.76	-5.82	-13.0	-41.76	307.00	Horizontal	Horizontal	Pass
2503.500	-49.40	-0.75	-13.0	-36.40	168.00	Horizontal	Horizontal	Pass
6691.600	-42.20	11.79	-13.0	-29.20	54.00	Horizontal	Horizontal	Pass

RSE-H&V LTE Band 5 BW5 CH20525



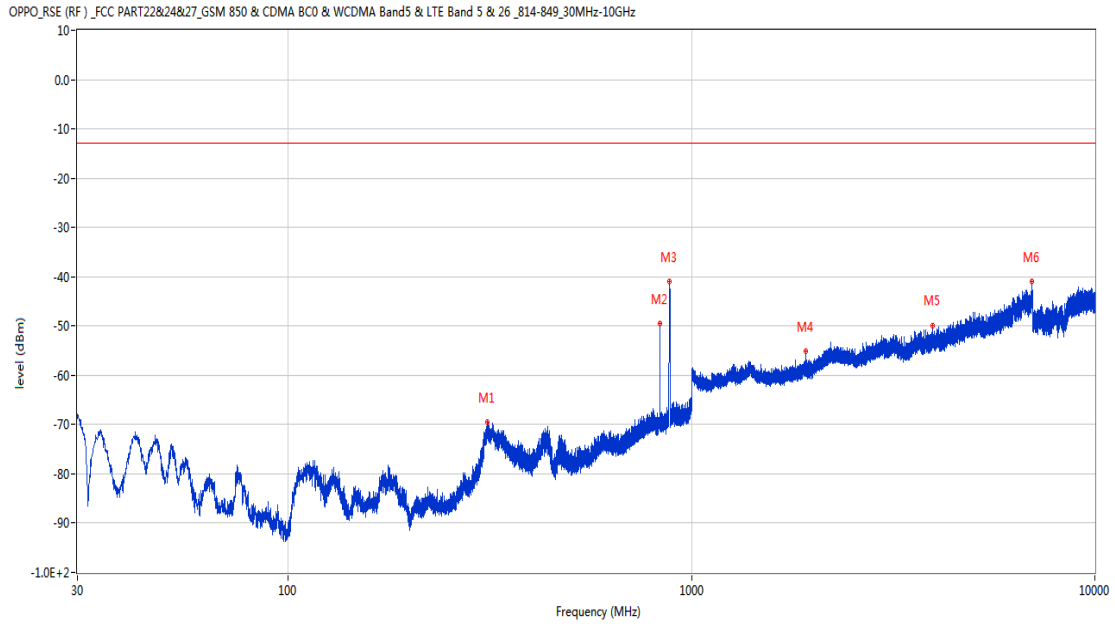
Frequency (MHz)	Result (dBm)	Factor (dB)	PK Limit (dBm)	Over Limit (dB)	Table (o)	ANT	EUT	Verdict
113.274	-73.26	-20.76	-13.0	-60.26	0.00	Horizontal	Vertical	Pass
834.372	-47.64	2.53	-13.0	-34.64	363.00	Horizontal	Vertical	N/A
883.067	-36.13	2.99	-13.0	-23.13	360.00	Horizontal	Vertical	N/A
1669.100	-56.29	-5.82	-13.0	-43.29	178.00	Horizontal	Vertical	Pass
2503.300	-47.66	-0.77	-13.0	-34.66	165.00	Horizontal	Vertical	Pass
9453.250	-40.36	16.67	-13.0	-27.36	-1.00	Horizontal	Vertical	Pass

RSE-V&V LTE Band 5 BW5 CH20525



Frequency (MHz)	Result (dBm)	Factor (dB)	PK Limit (dBm)	Over Limit (dB)	Table (o)	ANT	EUT	Verdict
376.047	-68.86	-9.01	-13.0	-55.86	206.00	Vertical	Vertical	Pass
834.324	-45.00	2.53	-13.0	-32.00	65.00	Vertical	Vertical	N/A
883.551	-38.68	3.05	-13.0	-25.68	323.00	Vertical	Vertical	N/A
2129.900	-54.71	-2.60	-13.0	-41.71	299.00	Vertical	Vertical	Pass
5116.800	-46.76	7.80	-13.0	-33.76	360.00	Vertical	Vertical	Pass
6978.800	-40.94	13.94	-13.0	-27.94	211.00	Vertical	Vertical	Pass

RSE-V&H LTE Band 5 BW5 CH20525

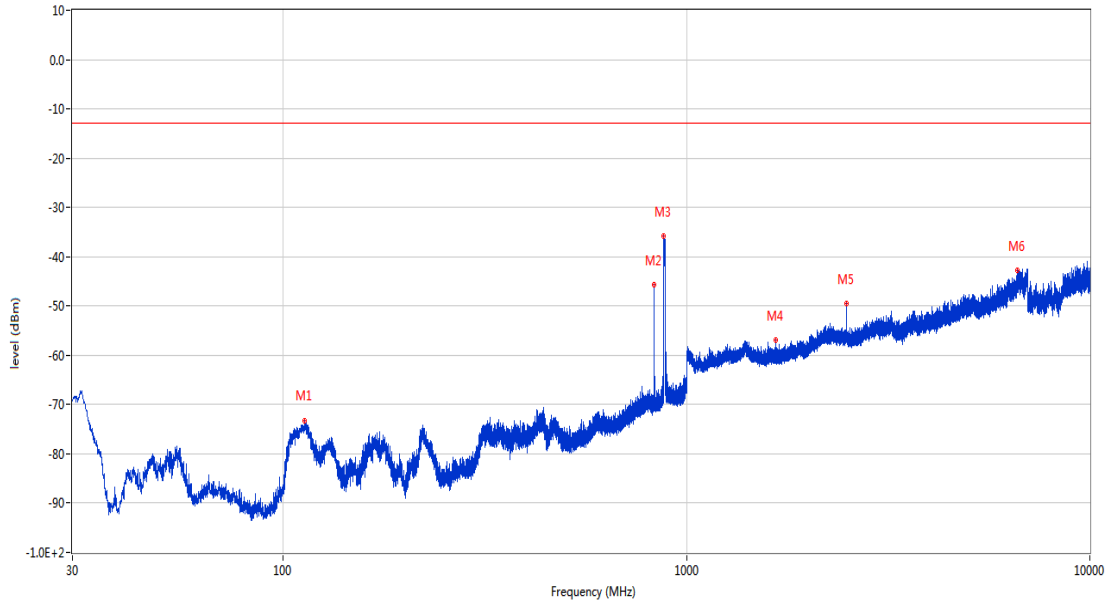


Frequency (MHz)	Result (dBm)	Factor (dB)	PK Limit (dBm)	Over Limit (dB)	Table (o)	ANT	EUT	Verdict
312.076	-69.52	-12.04	-13.0	-56.52	20.00	Vertical	Horizontal	Pass
834.324	-49.55	2.53	-13.0	-36.55	96.00	Vertical	Horizontal	N/A
879.720	-40.96	2.63	-13.0	-27.96	0.00	Vertical	Horizontal	N/A
1919.800	-55.03	-4.49	-13.0	-42.03	222.00	Vertical	Horizontal	Pass
3958.400	-49.99	5.69	-13.0	-36.99	100.00	Vertical	Horizontal	Pass
6987.200	-40.93	13.68	-13.0	-27.93	254.00	Vertical	Horizontal	Pass

10.4 LTE Band 5 BW10, Middle Channel

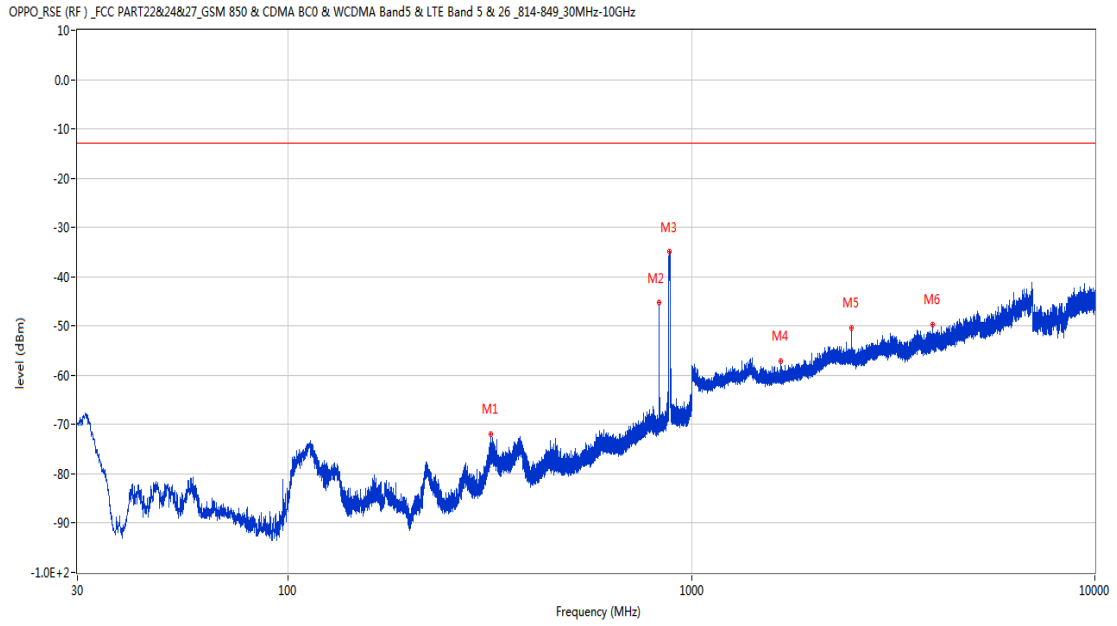
RSE-H&H LTE Band 5 BW10 CH20525

OPPO_RSE (RF) _FCC PART22&24&27_GSM 850 & CDMA BC0 & WCDMA Band5 & LTE Band 5 & 26 _814-849_30MHz-10GHz



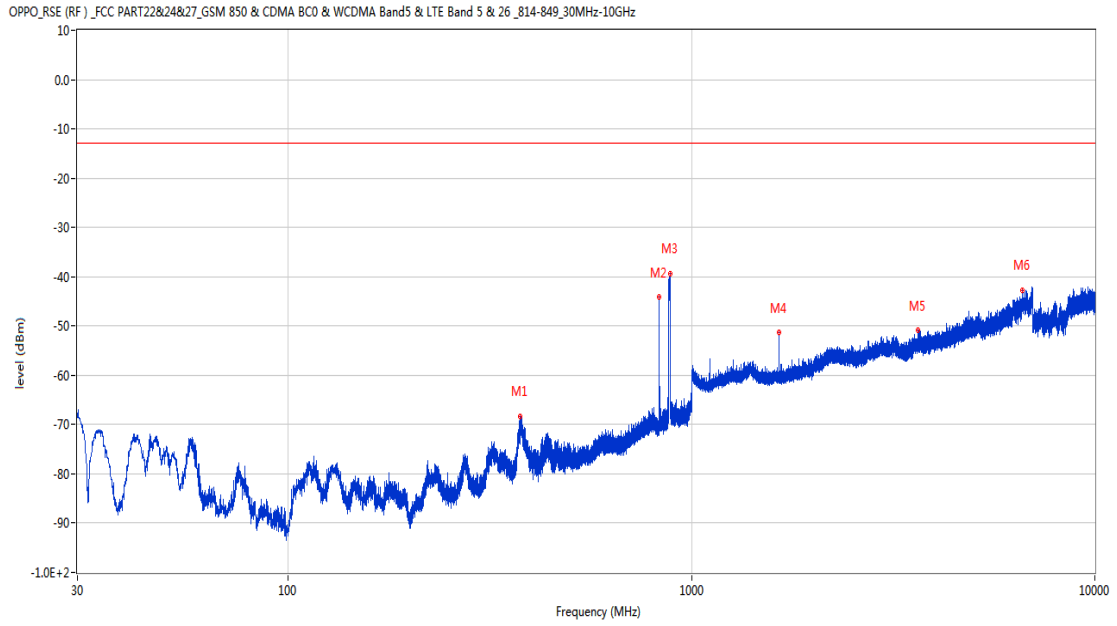
Frequency (MHz)	Result (dBm)	Factor (dB)	PK Limit (dBm)	Over Limit (dB)	Table (o)	ANT	EUT	Verdict
113.080	-73.21	-20.78	-13.0	-60.21	363.00	Horizontal	Horizontal	Pass
832.142	-45.62	2.46	-13.0	-32.62	318.00	Horizontal	Horizontal	N/A
878.653	-35.88	2.65	-13.0	-22.88	262.00	Horizontal	Horizontal	N/A
1664.700	-56.99	-5.92	-13.0	-43.99	312.00	Horizontal	Horizontal	Pass
2496.600	-49.56	-0.51	-13.0	-36.56	30.00	Horizontal	Horizontal	Pass
6616.600	-42.73	12.17	-13.0	-29.73	360.00	Horizontal	Horizontal	Pass

RSE-H&V LTE Band 5 BW10 CH20525



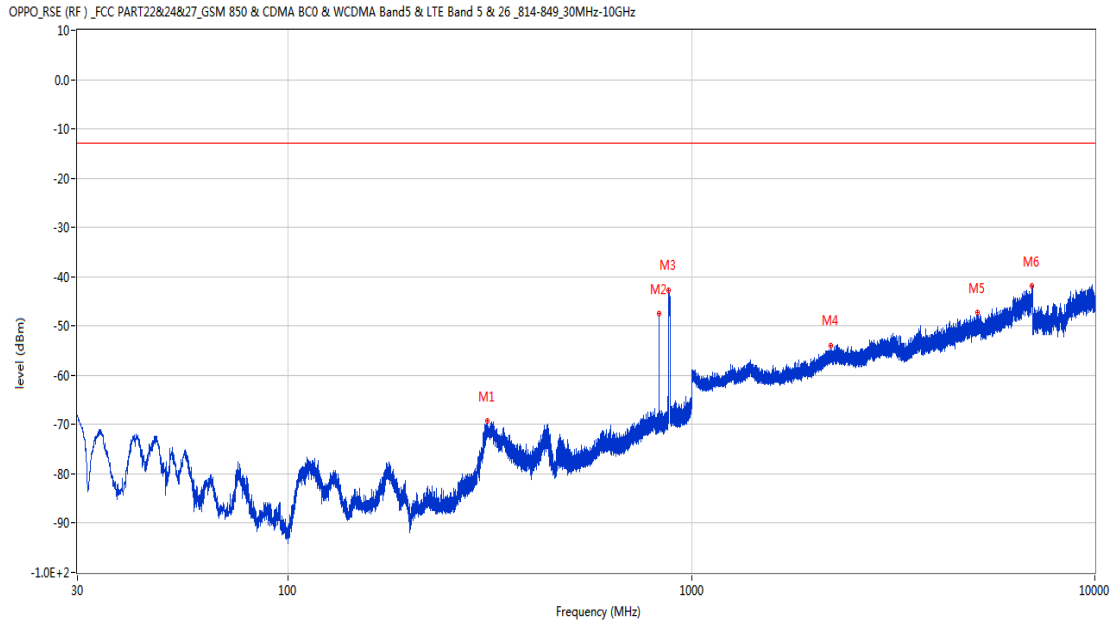
Frequency (MHz)	Result (dBm)	Factor (dB)	PK Limit (dBm)	Over Limit (dB)	Table (o)	ANT	EUT	Verdict
318.284	-72.03	-11.80	-13.0	-59.03	46.00	Horizontal	Vertical	Pass
832.142	-45.28	2.46	-13.0	-32.28	363.00	Horizontal	Vertical	N/A
879.817	-34.92	2.63	-13.0	-21.92	363.00	Horizontal	Vertical	N/A
1664.600	-57.16	-5.92	-13.0	-44.16	131.00	Horizontal	Vertical	Pass
2496.700	-50.48	-0.51	-13.0	-37.48	173.00	Horizontal	Vertical	Pass
3955.200	-49.61	5.63	-13.0	-36.61	37.00	Horizontal	Vertical	Pass

RSE-V&V LTE Band 5 BW10 CH20525



Frequency (MHz)	Result (dBm)	Factor (dB)	PK Limit (dBm)	Over Limit (dB)	Table (o)	ANT	EUT	Verdict
375.223	-68.39	-9.05	-13.0	-55.39	209.00	Vertical	Vertical	Pass
832.142	-44.06	2.46	-13.0	-31.06	157.00	Vertical	Vertical	N/A
885.686	-39.30	3.12	-13.0	-26.30	342.00	Vertical	Vertical	N/A
1644.000	-51.25	-5.61	-13.0	-38.25	276.00	Vertical	Vertical	Pass
3647.400	-50.94	4.48	-13.0	-37.94	283.00	Vertical	Vertical	Pass
6602.200	-42.76	11.86	-13.0	-29.76	51.00	Vertical	Vertical	Pass

RSE-V&H LTE Band 5 BW10 CH20525

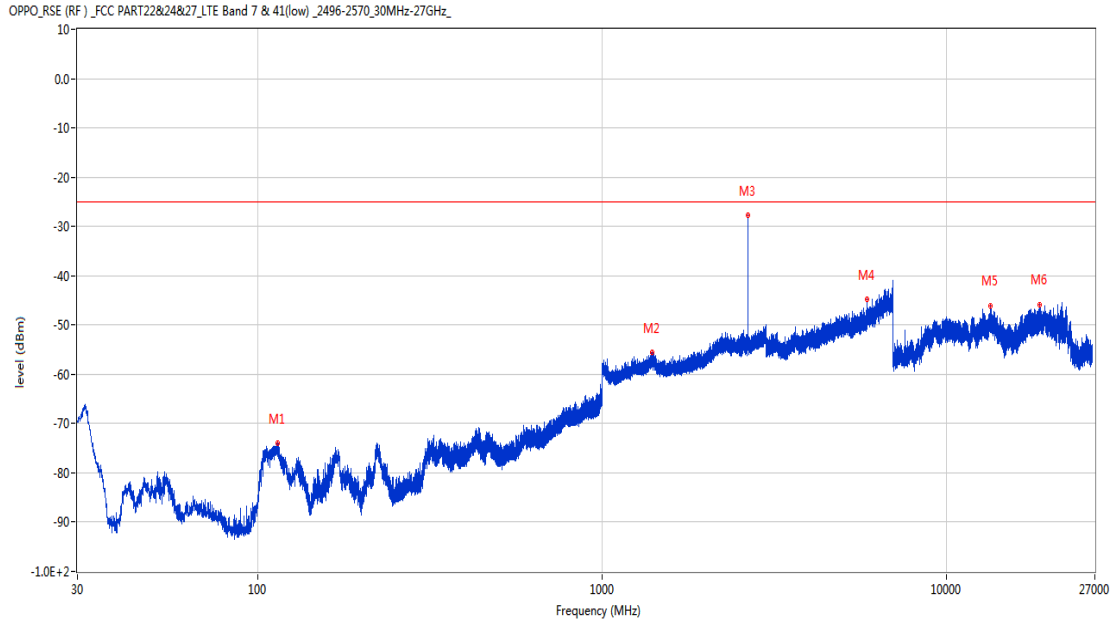


Frequency (MHz)	Result (dBm)	Factor (dB)	PK Limit (dBm)	Over Limit (dB)	Table (o)	ANT	EUT	Verdict
312.076	-69.36	-12.04	-13.0	-56.36	361.00	Vertical	Horizontal	Pass
832.142	-47.36	2.46	-13.0	-34.36	118.00	Vertical	Horizontal	N/A
878.119	-42.65	2.66	-13.0	-29.65	361.00	Vertical	Horizontal	N/A
2218.700	-54.06	-0.98	-13.0	-41.06	0.00	Vertical	Horizontal	Pass
5105.600	-47.20	7.67	-13.0	-34.20	270.00	Vertical	Horizontal	Pass
6978.400	-41.92	13.94	-13.0	-28.92	235.00	Vertical	Horizontal	Pass

11 LTE Band 7

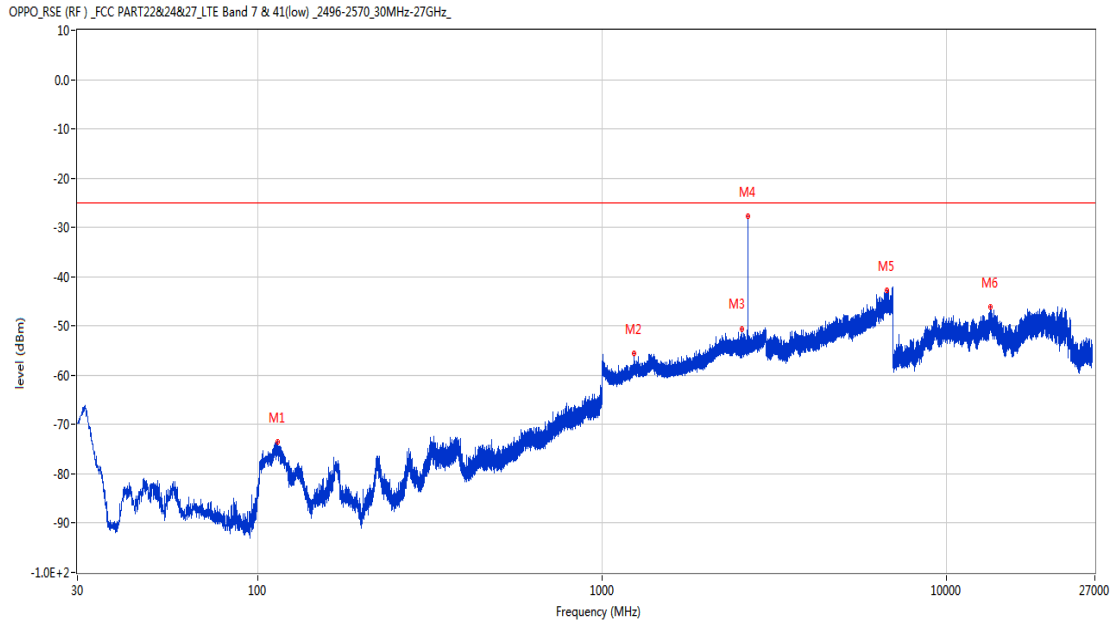
11.1 LTE Band 7 BW5, Middle Channel

RSE-H&H LTE Band 7 BW5 CH21100



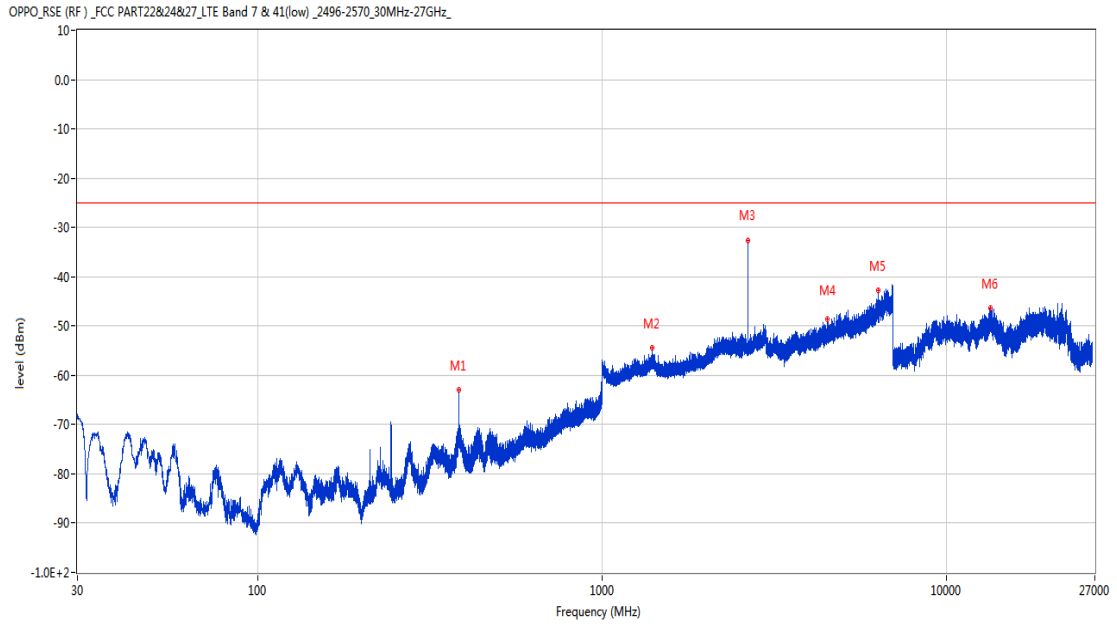
Frequency (MHz)	Result (dBm)	Factor (dB)	PK Limit (dBm)	Over Limit (dB)	Table (o)	ANT	EUT	Verdict
114.196	-73.96	-20.24	-25.0	-48.96	0.00	Horizontal	Horizontal	Pass
1399.400	-55.62	-2.17	-25.0	-30.62	29.00	Horizontal	Horizontal	Pass
2655.900	-27.68	1.34	-25.0	-2.68	200.00	Horizontal	Horizontal	N/A
5894.200	-44.81	8.66	-25.0	-19.81	249.00	Horizontal	Horizontal	Pass
13435.388	-46.05	11.23	-25.0	-21.05	362.00	Horizontal	Horizontal	Pass
18679.575	-45.93	12.47	-25.0	-20.93	0.00	Horizontal	Horizontal	Pass

RSE-H&V LTE Band 7 BW5 CH21100



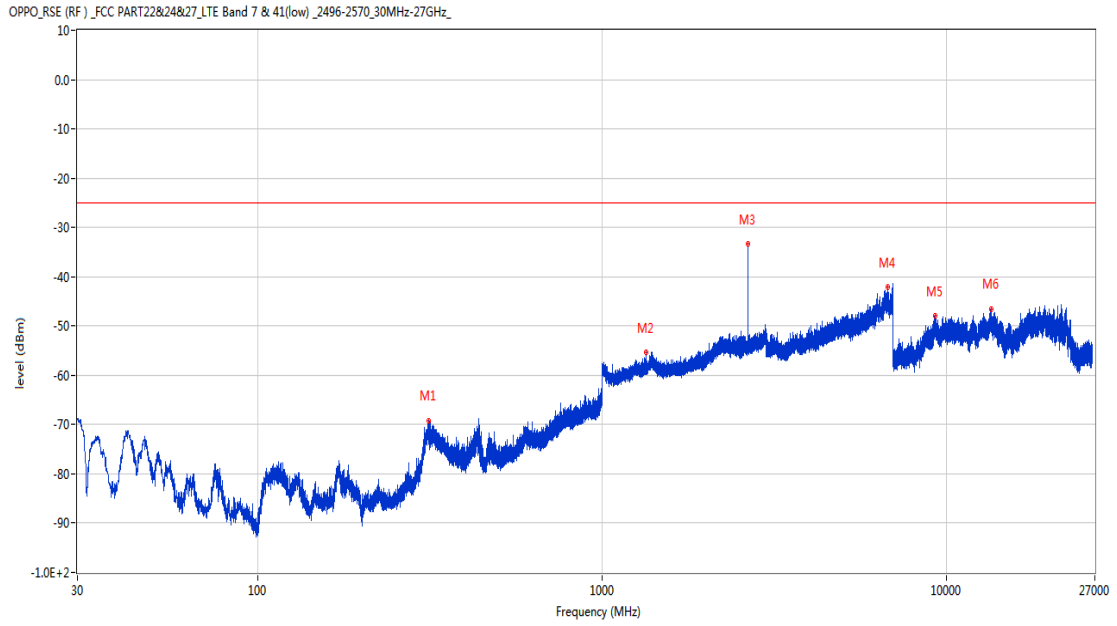
Frequency (MHz)	Result (dBm)	Factor (dB)	PK Limit (dBm)	Over Limit (dB)	Table (o)	ANT	EUT	Verdict
114.390	-73.59	-20.21	-25.0	-48.59	4.00	Horizontal	Vertical	Pass
1240.800	-55.61	-3.71	-25.0	-30.61	116.00	Horizontal	Vertical	Pass
2552.200	-50.64	2.06	-25.0	-25.64	195.00	Horizontal	Vertical	N/A
2656.500	-27.78	1.31	-25.0	-2.78	89.00	Horizontal	Vertical	N/A
6731.600	-42.83	11.69	-25.0	-17.83	360.00	Horizontal	Vertical	Pass
13420.951	-46.20	11.00	-25.0	-21.20	218.00	Horizontal	Vertical	Pass

RSE-V&V LTE Band 7 BW5 CH21100



Frequency (MHz)	Result (dBm)	Factor (dB)	PK Limit (dBm)	Over Limit (dB)	Table (o)	ANT	EUT	Verdict
384.438	-63.04	-8.34	-25.0	-38.04	34.00	Vertical	Vertical	Pass
1400.900	-54.51	-2.24	-25.0	-29.51	102.00	Vertical	Vertical	Pass
2654.100	-32.56	1.43	-25.0	-7.56	128.00	Vertical	Vertical	N/A
4526.600	-48.61	6.22	-25.0	-23.61	248.00	Vertical	Vertical	Pass
6343.000	-42.82	9.88	-25.0	-17.82	359.00	Vertical	Vertical	Pass
13426.987	-46.31	11.09	-25.0	-21.31	355.00	Vertical	Vertical	Pass

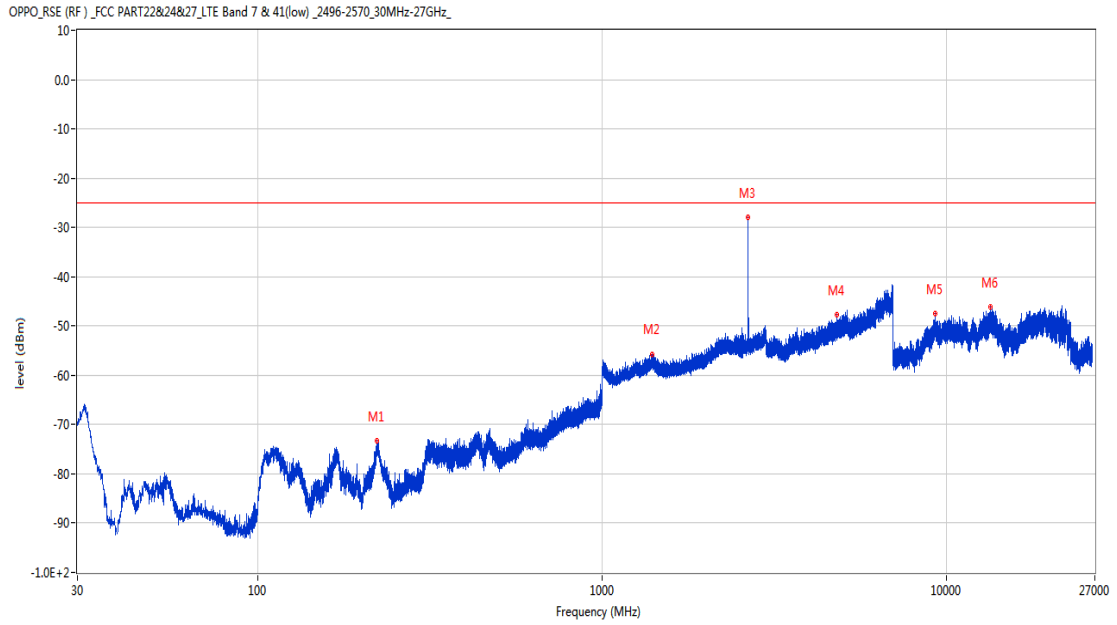
RSE-V&H LTE Band 7 BW5 CH21100



Frequency (MHz)	Result (dBm)	Factor (dB)	PK Limit (dBm)	Over Limit (dB)	Table (o)	ANT	EUT	Verdict
313.677	-69.29	-11.10	-25.0	-44.29	29.00	Vertical	Horizontal	Pass
1345.900	-55.37	-3.73	-25.0	-30.37	13.00	Vertical	Horizontal	Pass
2655.900	-33.40	1.34	-25.0	-8.40	13.00	Vertical	Horizontal	N/A
6759.000	-42.12	11.54	-25.0	-17.12	163.00	Vertical	Horizontal	Pass
9310.925	-47.96	10.05	-25.0	-22.96	142.00	Vertical	Horizontal	Pass
13477.387	-46.55	11.14	-25.0	-21.55	262.00	Vertical	Horizontal	Pass

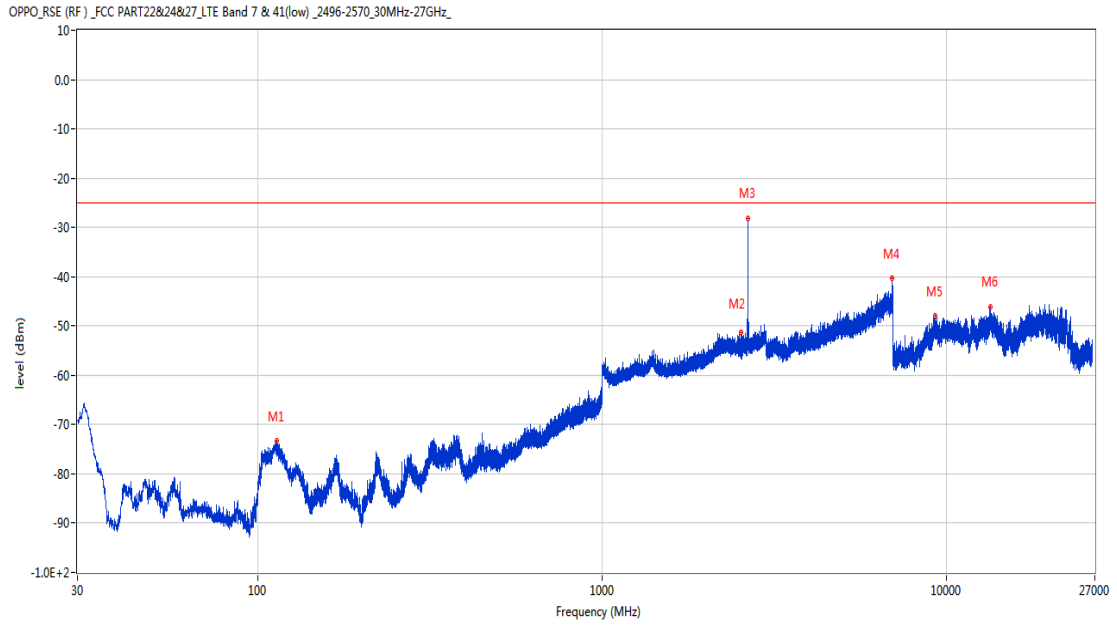
11.2 LTE Band 7 BW10, Middle Channel

RSE-H&H LTE Band 7 BW10 CH21100



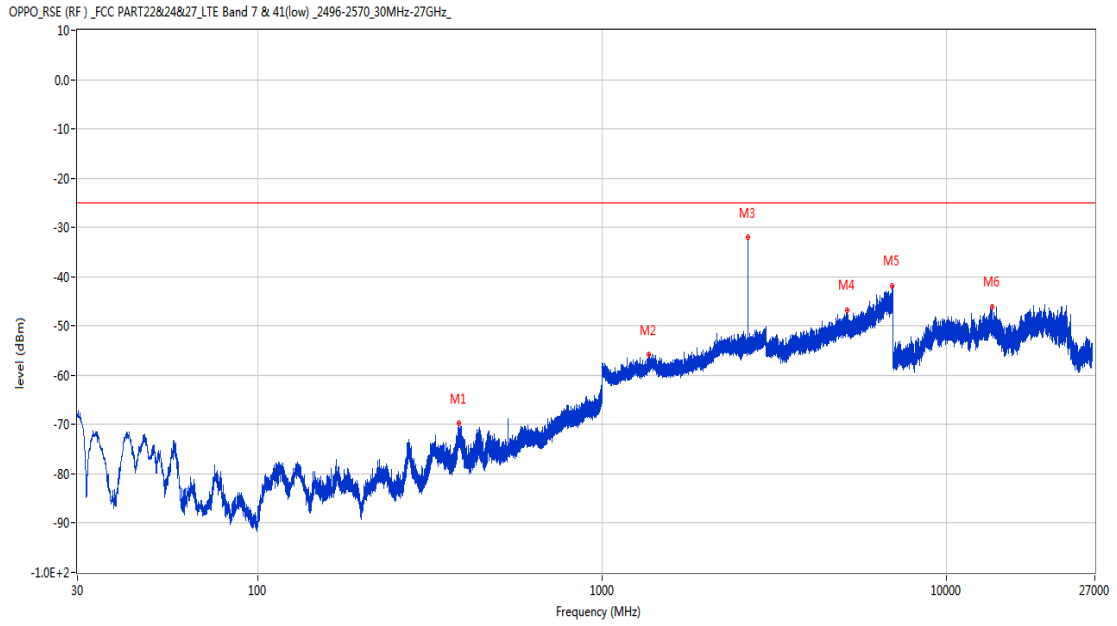
Frequency (MHz)	Result (dBm)	Factor (dB)	PK Limit (dBm)	Over Limit (dB)	Table (o)	ANT	EUT	Verdict
221.963	-73.26	-15.10	-25.0	-48.26	260.00	Horizontal	Horizontal	Pass
1399.500	-55.78	-2.18	-25.0	-30.78	290.00	Horizontal	Horizontal	Pass
2659.400	-27.91	1.43	-25.0	-2.91	199.00	Horizontal	Horizontal	N/A
4803.800	-47.69	7.48	-25.0	-22.69	94.00	Horizontal	Horizontal	Pass
9284.475	-47.53	9.66	-25.0	-22.53	311.00	Horizontal	Horizontal	Pass
13467.150	-46.02	11.32	-25.0	-21.02	31.00	Horizontal	Horizontal	Pass

RSE-H&V LTE Band 7 BW10 CH21100



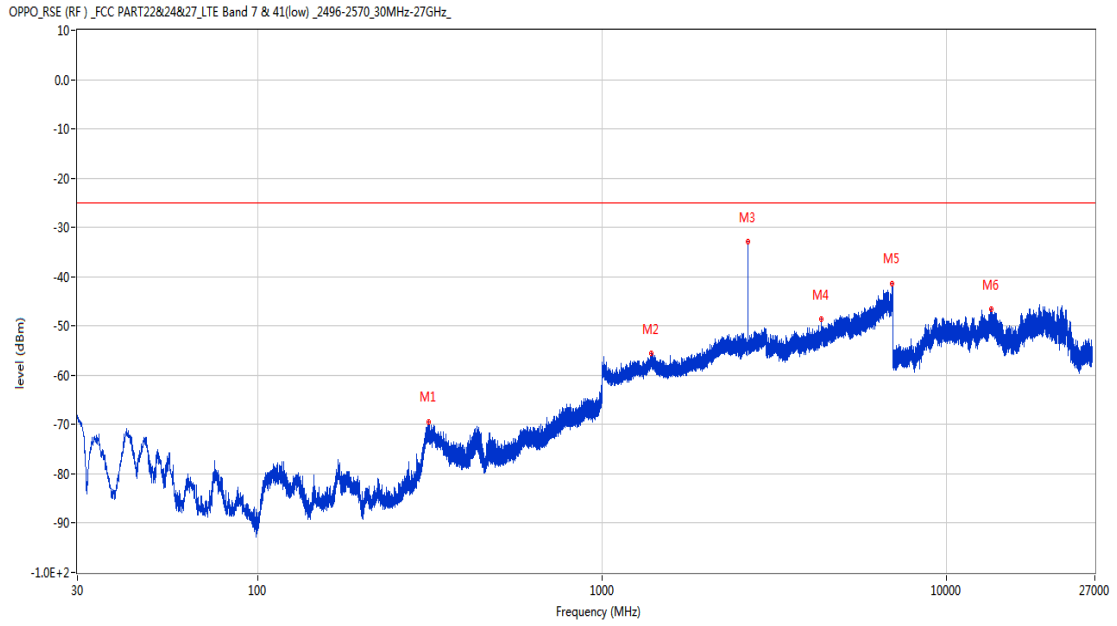
Frequency (MHz)	Result (dBm)	Factor (dB)	PK Limit (dBm)	Over Limit (dB)	Table (o)	ANT	EUT	Verdict
113.953	-73.31	-20.28	-25.0	-48.31	0.00	Horizontal	Vertical	Pass
2531.500	-51.22	1.94	-25.0	-26.22	213.00	Horizontal	Vertical	N/A
2658.000	-28.05	1.46	-25.0	-3.05	25.00	Horizontal	Vertical	N/A
6977.400	-40.22	13.84	-25.0	-15.22	227.00	Horizontal	Vertical	Pass
9292.237	-48.01	9.95	-25.0	-23.01	44.00	Horizontal	Vertical	Pass
13448.250	-46.03	11.48	-25.0	-21.03	361.00	Horizontal	Vertical	Pass

RSE-V&V LTE Band 7 BW10 CH21100



Frequency (MHz)	Result (dBm)	Factor (dB)	PK Limit (dBm)	Over Limit (dB)	Table (o)	ANT	EUT	Verdict
385.020	-69.77	-8.35	-25.0	-44.77	225.00	Vertical	Vertical	Pass
1367.300	-55.87	-2.96	-25.0	-30.87	24.00	Vertical	Vertical	Pass
2654.500	-32.05	1.43	-25.0	-7.05	125.00	Vertical	Vertical	N/A
5141.600	-46.88	7.52	-25.0	-21.88	330.00	Vertical	Vertical	Pass
6965.600	-41.79	13.17	-25.0	-16.79	57.00	Vertical	Vertical	Pass
13570.050	-46.02	10.65	-25.0	-21.02	344.00	Vertical	Vertical	Pass

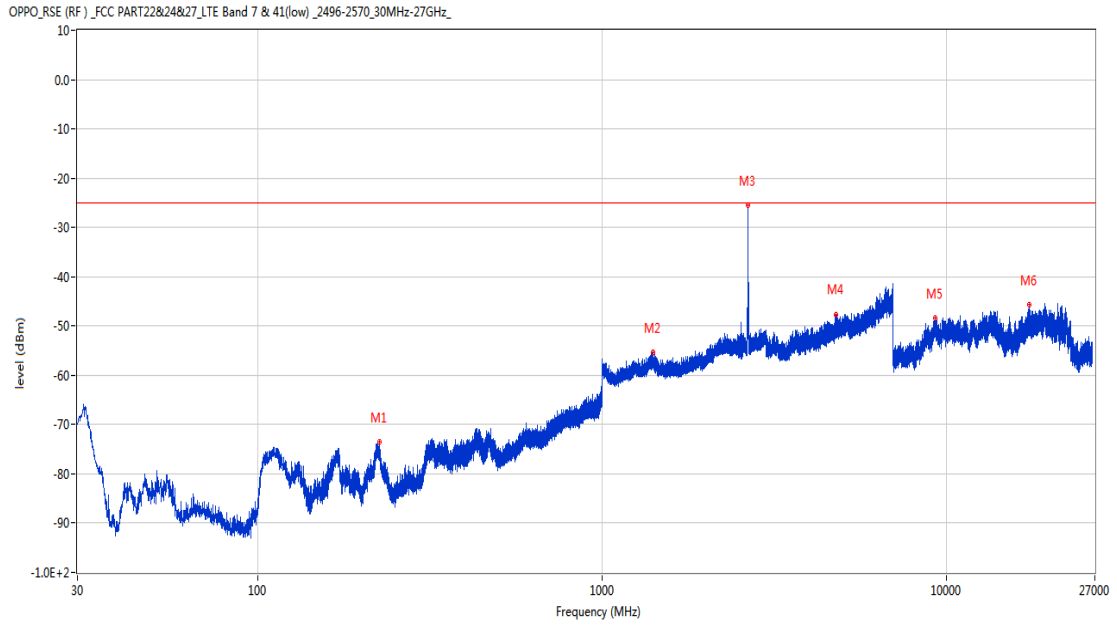
RSE-V&H LTE Band 7 BW10 CH21100



Frequency (MHz)	Result (dBm)	Factor (dB)	PK Limit (dBm)	Over Limit (dB)	Table (o)	ANT	EUT	Verdict
314.259	-69.39	-11.06	-25.0	-44.39	1.00	Vertical	Horizontal	Pass
1393.200	-55.63	-2.31	-25.0	-30.63	43.00	Vertical	Horizontal	Pass
2654.200	-32.88	1.43	-25.0	-7.88	-1.00	Vertical	Horizontal	N/A
4339.000	-48.56	6.09	-25.0	-23.56	185.00	Vertical	Horizontal	Pass
6965.600	-41.51	13.17	-25.0	-16.51	333.00	Vertical	Horizontal	Pass
13504.162	-46.49	10.67	-25.0	-21.49	288.00	Vertical	Horizontal	Pass

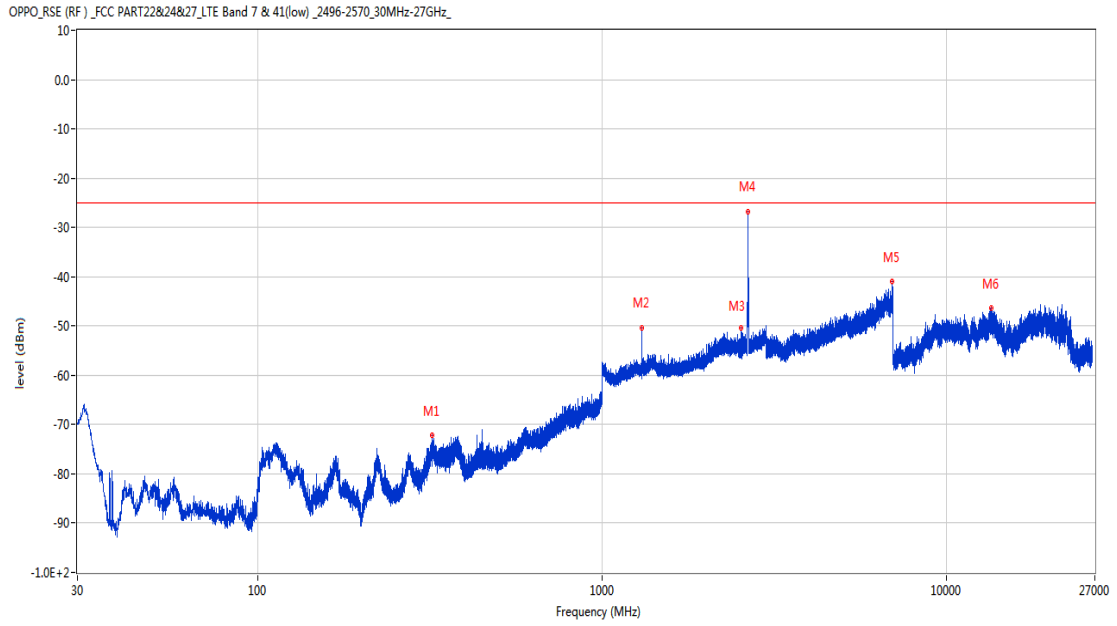
11.3 LTE Band 7 BW15, Middle Channel

RSE-H&H LTE Band 7 BW15 CH21100



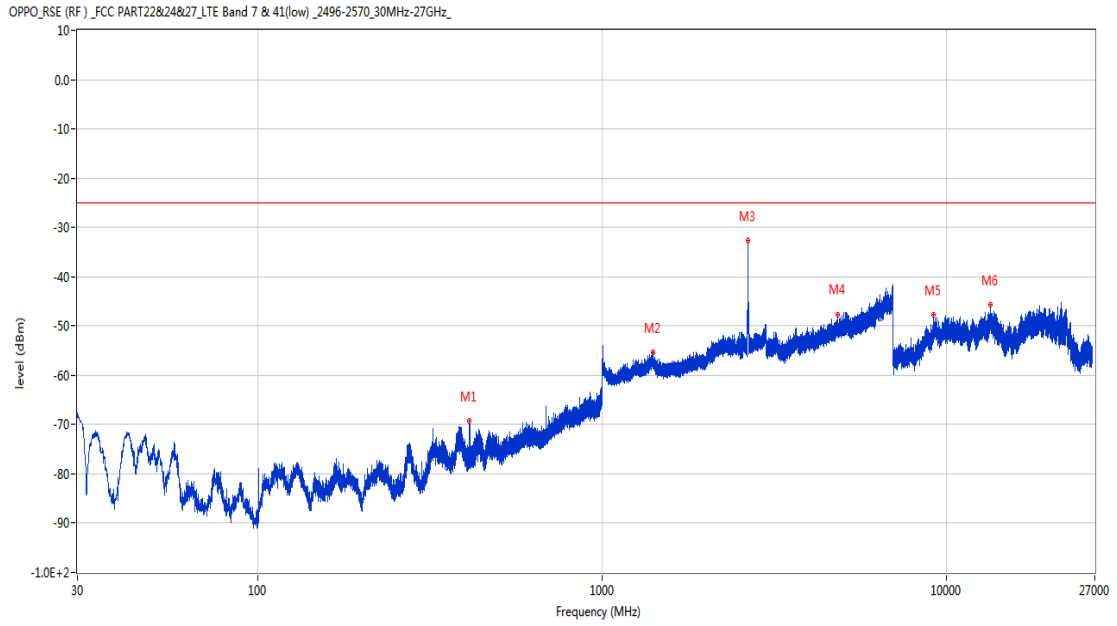
Frequency (MHz)	Result (dBm)	Factor (dB)	PK Limit (dBm)	Over Limit (dB)	Table (o)	ANT	EUT	Verdict
226.376	-73.58	-14.83	-25.0	-48.58	224.00	Horizontal	Horizontal	Pass
1406.200	-55.29	-2.38	-25.0	-30.29	257.00	Horizontal	Horizontal	Pass
2652.000	-25.57	1.39	-25.0	-0.57	208.00	Horizontal	Horizontal	N/A
4794.200	-47.75	7.61	-25.0	-22.75	356.00	Horizontal	Horizontal	Pass
9301.437	-48.44	10.21	-25.0	-23.44	356.00	Horizontal	Horizontal	Pass
17382.074	-45.77	9.09	-25.0	-20.77	74.00	Horizontal	Horizontal	Pass

RSE-H&V LTE Band 7 BW15 CH21100



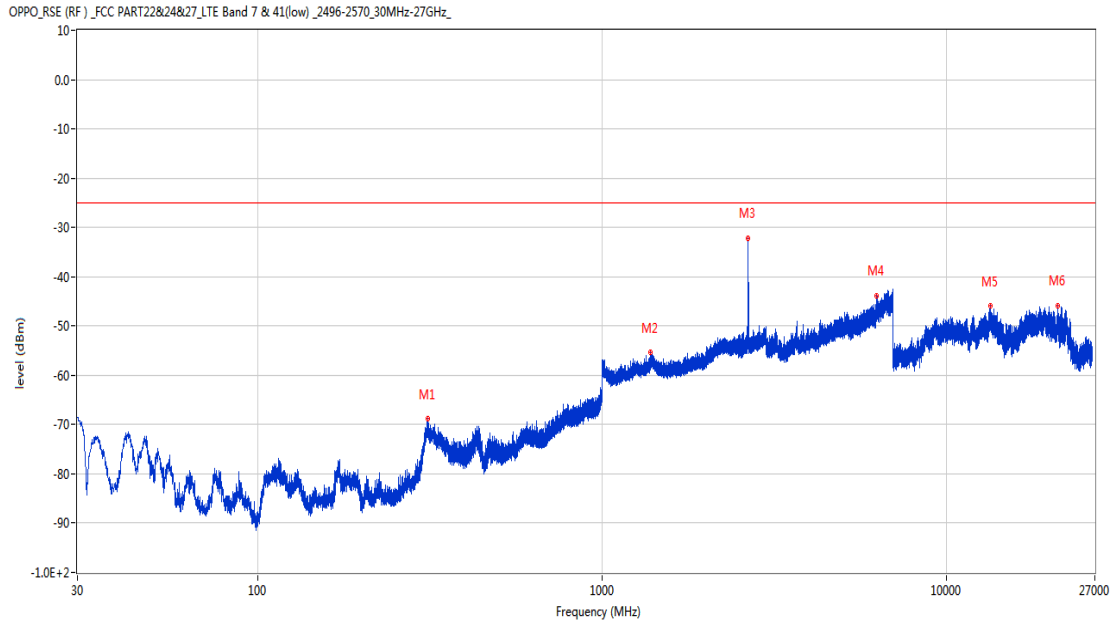
Frequency (MHz)	Result (dBm)	Factor (dB)	PK Limit (dBm)	Over Limit (dB)	Table (o)	ANT	EUT	Verdict
322.261	-72.22	-10.77	-25.0	-47.22	66.00	Horizontal	Vertical	Pass
1307.000	-50.29	-3.77	-25.0	-25.29	95.00	Horizontal	Vertical	Pass
2528.800	-50.47	1.93	-25.0	-25.47	143.00	Horizontal	Vertical	N/A
2655.100	-26.76	1.39	-25.0	-1.76	310.00	Horizontal	Vertical	N/A
6976.600	-41.02	13.76	-25.0	-16.02	228.00	Horizontal	Vertical	Pass
13498.387	-46.24	10.75	-25.0	-21.24	289.00	Horizontal	Vertical	Pass

RSE-V&V LTE Band 7 BW15 CH21100



Frequency (MHz)	Result (dBm)	Factor (dB)	PK Limit (dBm)	Over Limit (dB)	Table (o)	ANT	EUT	Verdict
412.277	-69.34	-8.66	-25.0	-44.34	203.00	Vertical	Vertical	Pass
1408.600	-55.36	-2.43	-25.0	-30.36	81.00	Vertical	Vertical	Pass
2649.200	-32.75	1.42	-25.0	-7.75	182.00	Vertical	Vertical	N/A
4827.400	-47.74	6.91	-25.0	-22.74	339.00	Vertical	Vertical	Pass
9203.974	-47.74	9.22	-25.0	-22.74	76.00	Vertical	Vertical	Pass
13464.787	-45.74	11.36	-25.0	-20.74	90.00	Vertical	Vertical	Pass

RSE-V&H LTE Band 7 BW15 CH21100

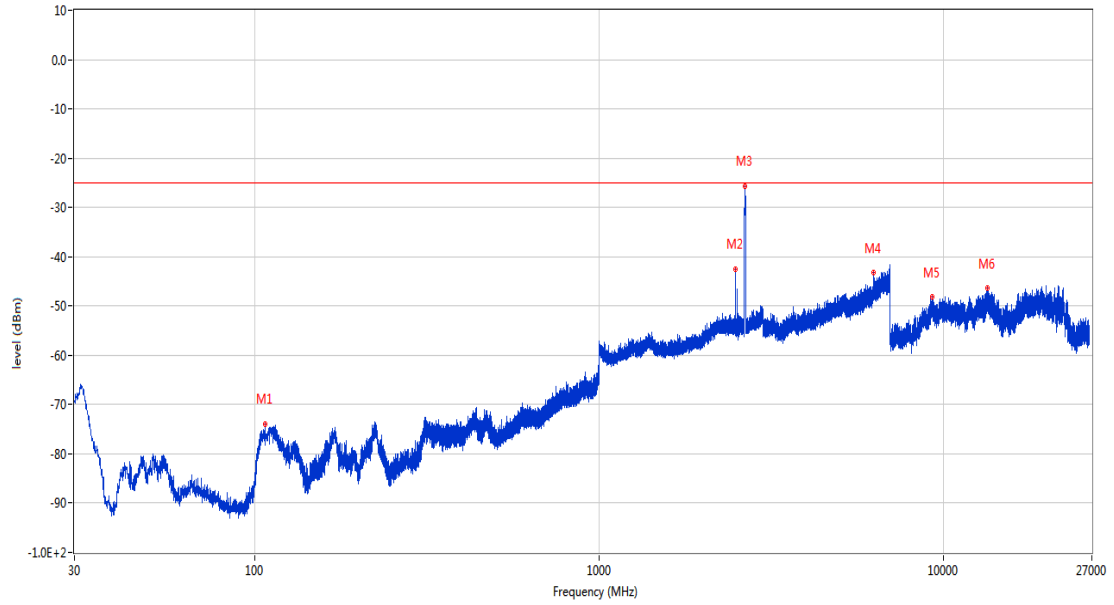


Frequency (MHz)	Result (dBm)	Factor (dB)	PK Limit (dBm)	Over Limit (dB)	Table (o)	ANT	EUT	Verdict
313.046	-68.80	-11.14	-25.0	-43.80	0.00	Vertical	Horizontal	Pass
1386.500	-55.25	-2.54	-25.0	-30.25	184.00	Vertical	Horizontal	Pass
2659.400	-32.31	1.43	-25.0	-7.31	335.00	Vertical	Horizontal	N/A
6278.600	-43.91	11.26	-25.0	-18.91	360.00	Vertical	Horizontal	Pass
13446.674	-45.95	11.44	-25.0	-20.95	355.00	Vertical	Horizontal	Pass
21064.675	-45.95	14.52	-25.0	-20.95	91.00	Vertical	Horizontal	Pass

11.4 LTE Band 7 BW20, Middle Channel

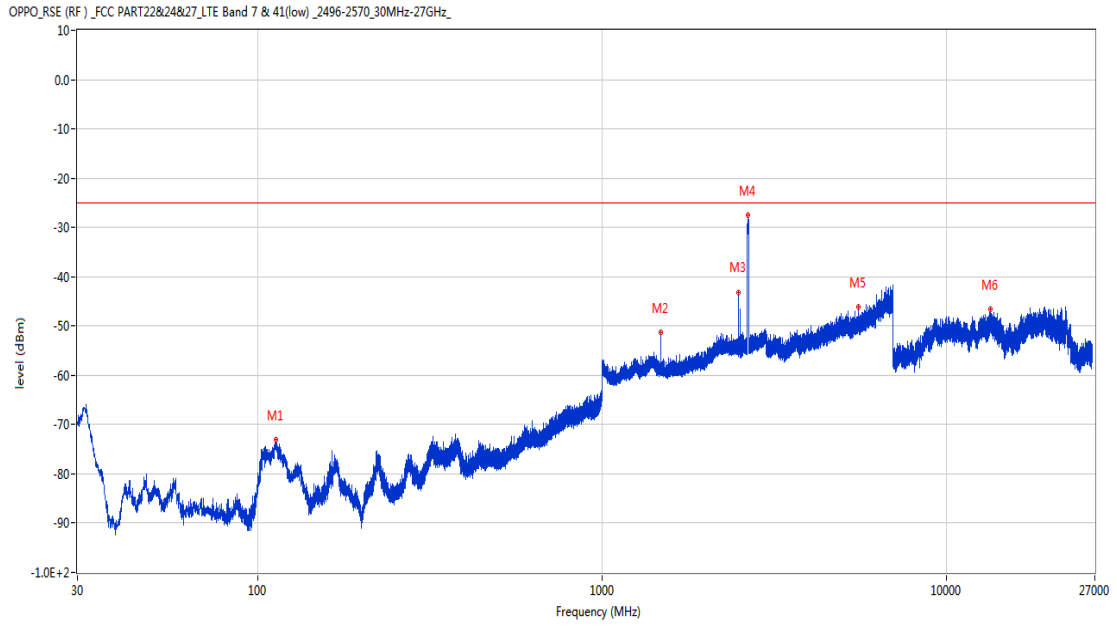
RSE-H&H LTE Band 7 BW20 CH21100

OPPO_RSE (RF) _FCC PART22&24&27_LTE Band 7 & 41(low) _2496-2570_30MHz-27GHz_



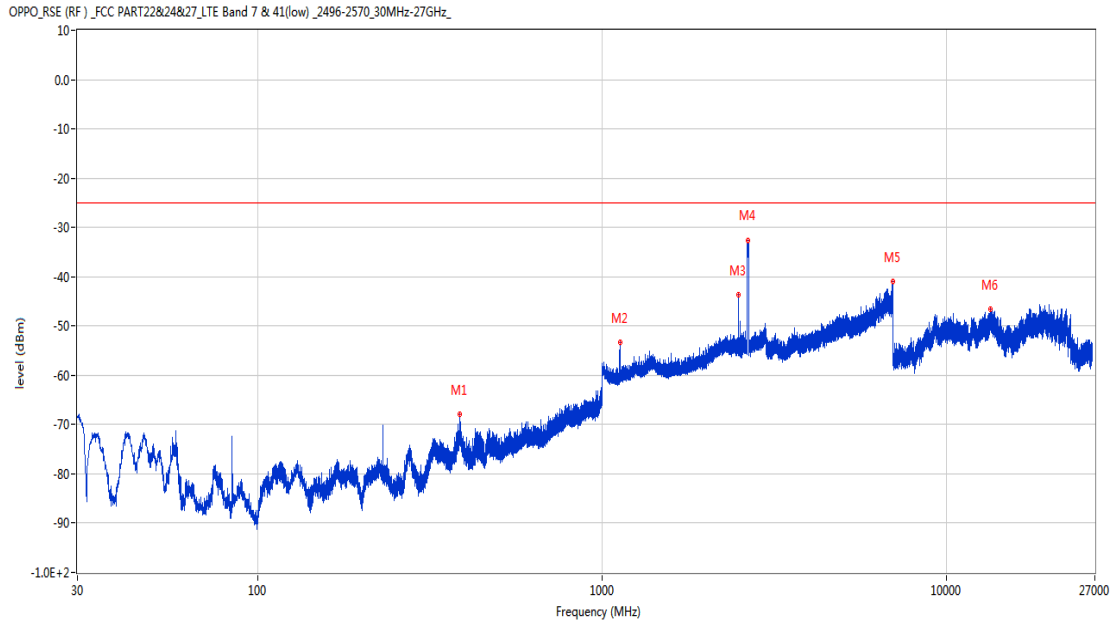
Frequency (MHz)	Result (dBm)	Factor (dB)	PK Limit (dBm)	Over Limit (dB)	Table (o)	ANT	EUT	Verdict
107.454	-73.90	-21.26	-25.0	-48.90	0.00	Horizontal	Horizontal	Pass
2491.000	-42.45	1.67	-25.0	-17.45	152.00	Horizontal	Horizontal	N/A
2653.100	-25.78	1.41	-25.0	-0.78	194.00	Horizontal	Horizontal	N/A
6277.600	-43.30	11.24	-25.0	-18.30	90.00	Horizontal	Horizontal	Pass
9296.838	-48.23	10.11	-25.0	-23.23	360.00	Horizontal	Horizontal	Pass
13455.075	-46.26	11.48	-25.0	-21.26	59.00	Horizontal	Horizontal	Pass

RSE-H&V LTE Band 7 BW20 CH21100



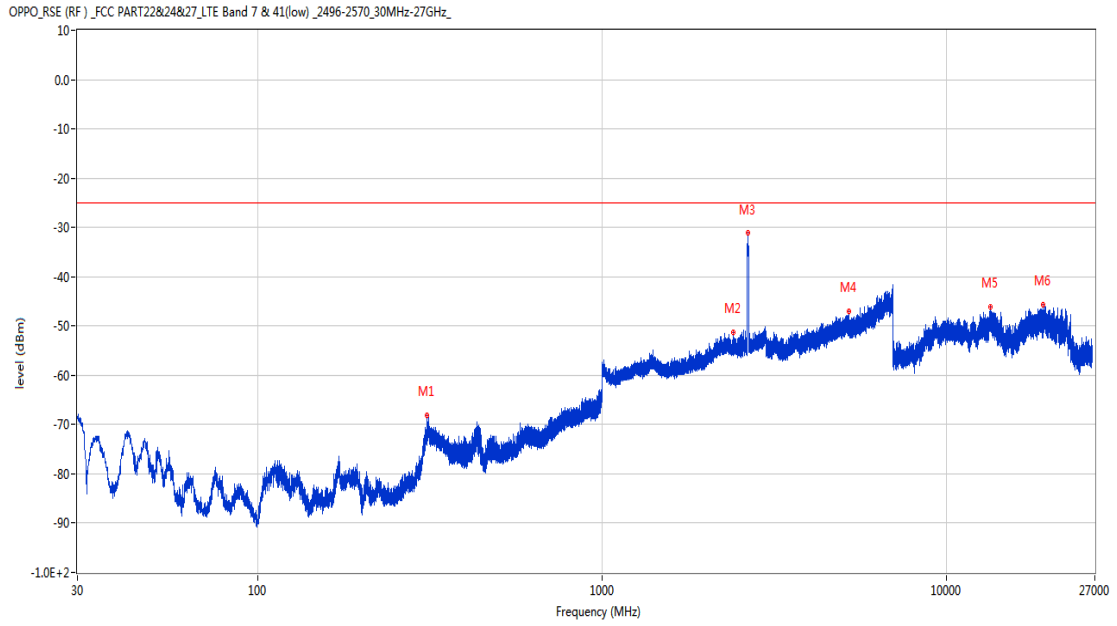
Frequency (MHz)	Result (dBm)	Factor (dB)	PK Limit (dBm)	Over Limit (dB)	Table (o)	ANT	EUT	Verdict
112.983	-73.17	-20.43	-25.0	-48.17	28.00	Horizontal	Vertical	Pass
1479.600	-51.35	-3.93	-25.0	-26.35	67.00	Horizontal	Vertical	Pass
2490.800	-43.13	1.67	-25.0	-18.13	355.00	Horizontal	Vertical	N/A
2655.500	-27.45	1.37	-25.0	-2.45	-1.00	Horizontal	Vertical	N/A
5541.000	-46.19	7.59	-25.0	-21.19	0.00	Horizontal	Vertical	Pass
13459.276	-46.49	11.45	-25.0	-21.49	0.00	Horizontal	Vertical	Pass

RSE-V&V LTE Band 7 BW20 CH21100



Frequency (MHz)	Result (dBm)	Factor (dB)	PK Limit (dBm)	Over Limit (dB)	Table (o)	ANT	EUT	Verdict
386.330	-67.91	-8.38	-25.0	-42.91	19.00	Vertical	Vertical	Pass
1127.300	-53.31	-5.04	-25.0	-28.31	133.00	Vertical	Vertical	Pass
2490.700	-43.63	1.67	-25.0	-18.63	37.00	Vertical	Vertical	N/A
2650.200	-32.75	1.42	-25.0	-7.75	108.00	Vertical	Vertical	N/A
6987.400	-40.94	13.65	-25.0	-15.94	0.00	Vertical	Vertical	Pass
13470.825	-46.52	11.26	-25.0	-21.52	264.00	Vertical	Vertical	Pass

RSE-V&H LTE Band 7 BW20 CH21100

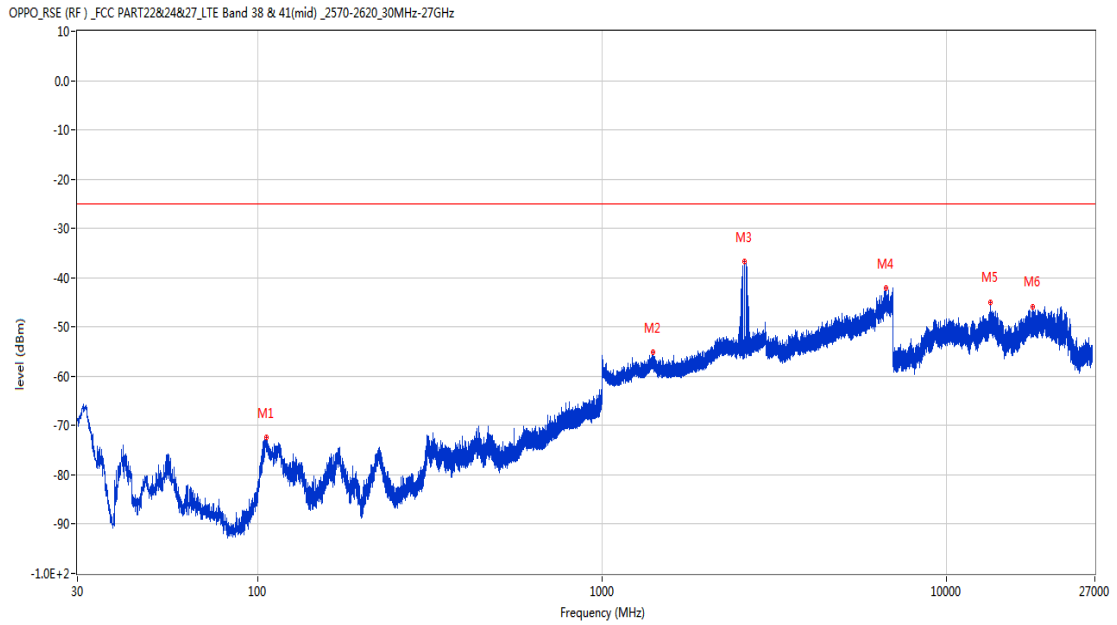


Frequency (MHz)	Result (dBm)	Factor (dB)	PK Limit (dBm)	Over Limit (dB)	Table (o)	ANT	EUT	Verdict
310.330	-68.17	-11.26	-25.0	-43.17	4.00	Vertical	Horizontal	Pass
2404.300	-51.36	1.28	-25.0	-26.36	-1.00	Vertical	Horizontal	Pass
2649.200	-31.07	1.42	-25.0	-6.07	10.00	Vertical	Horizontal	N/A
5206.800	-47.01	7.07	-25.0	-22.01	270.00	Vertical	Horizontal	Pass
13430.925	-46.15	11.15	-25.0	-21.15	54.00	Vertical	Horizontal	Pass
19116.900	-45.71	11.79	-25.0	-20.71	37.00	Vertical	Horizontal	Pass

12 LTE Band 38

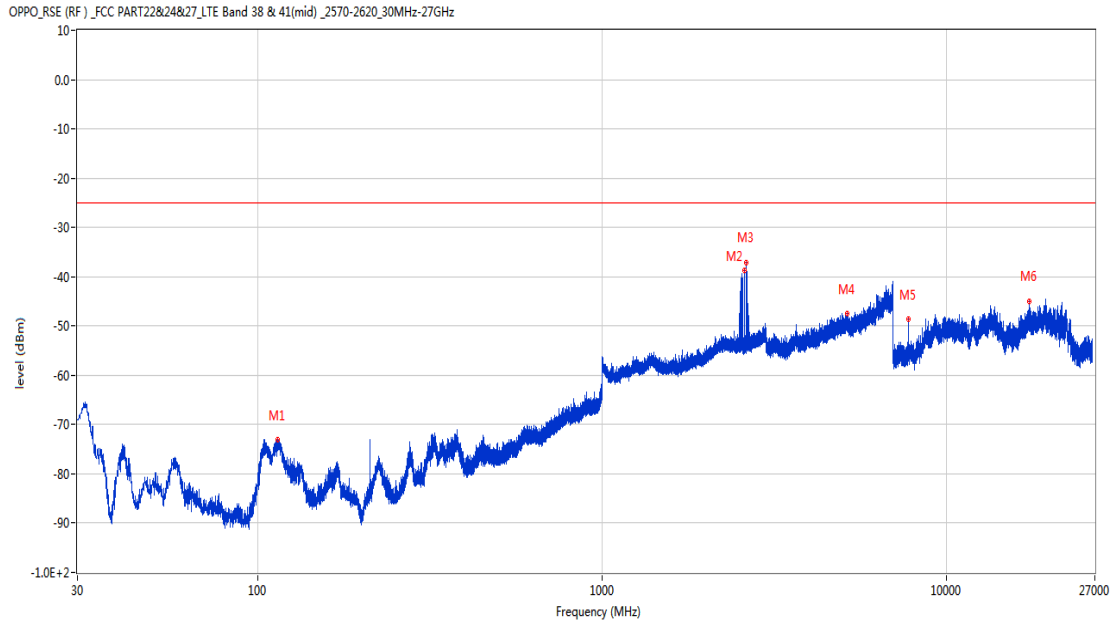
12.1 LTE Band 38 BW5, Middle Channel

RSE-H&H LTE Band 38 BW5 CH38000



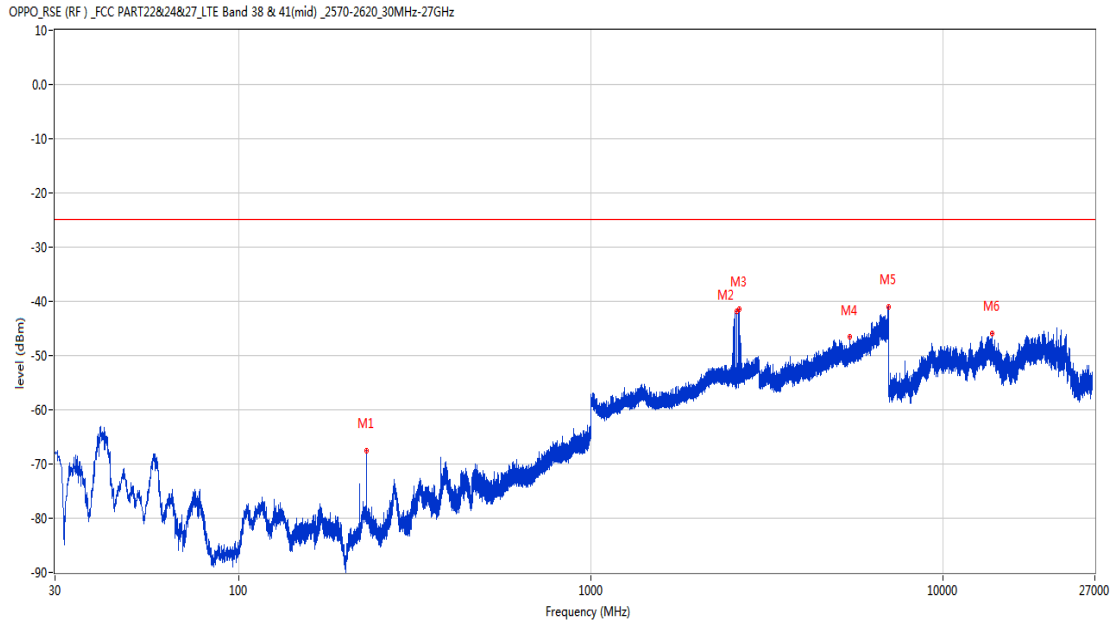
Frequency (MHz)	Result (dBm)	Factor (dB)	PK Limit (dBm)	Over Limit (dB)	Table (o)	ANT	EUT	Verdict
106.290	-72.49	-21.25	-25.0	-47.49	361.00	Horizontal	Horizontal	Pass
1406.300	-55.06	-2.39	-25.0	-30.06	352.00	Horizontal	Horizontal	Pass
2593.200	-36.68	1.72	-25.0	-11.68	139.00	Horizontal	Horizontal	N/A
6688.000	-42.19	11.92	-25.0	-17.19	355.00	Horizontal	Horizontal	Pass
13430.400	-44.92	11.15	-25.0	-19.92	110.00	Horizontal	Horizontal	Pass
17845.912	-45.81	9.43	-25.0	-20.81	79.00	Horizontal	Horizontal	Pass

RSE-H&V LTE Band 38 BW5 CH38000



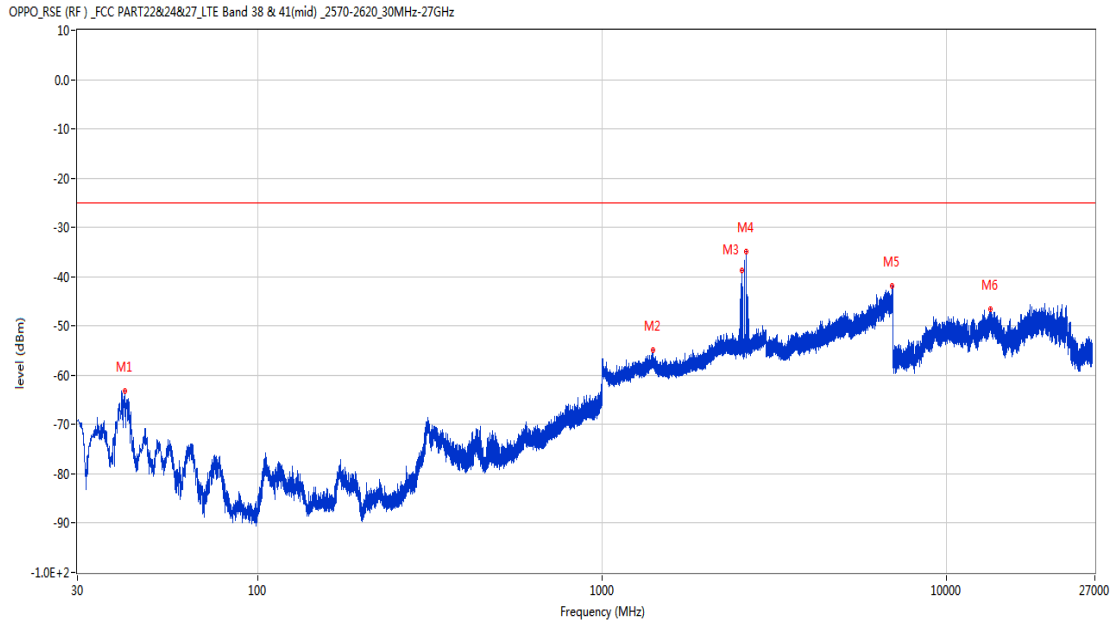
Frequency (MHz)	Result (dBm)	Factor (dB)	PK Limit (dBm)	Over Limit (dB)	Table (o)	ANT	EUT	Verdict
114.147	-73.05	-20.25	-25.0	-48.05	0.00	Horizontal	Vertical	Pass
2593.200	-38.78	1.72	-25.0	-13.78	156.00	Horizontal	Vertical	N/A
2628.100	-37.19	2.02	-25.0	-12.19	0.00	Horizontal	Vertical	N/A
5147.200	-47.36	7.49	-25.0	-22.36	89.00	Horizontal	Vertical	Pass
7778.838	-48.68	3.02	-25.0	-23.68	289.00	Horizontal	Vertical	Pass
17450.062	-45.02	9.21	-25.0	-20.02	208.00	Horizontal	Vertical	Pass

RSE-V&V LTE Band 38 BW5 CH38000



Frequency (MHz)	Result (dBm)	Factor (dB)	PK Limit (dBm)	Over Limit (dB)	Table (o)	ANT	EUT	Verdict
229.772	-67.53	-14.70	-25.0	-42.53	240.00	Vertical	Vertical	Pass
2593.300	-41.89	1.72	-25.0	-16.89	50.00	Vertical	Vertical	N/A
2633.600	-41.52	1.87	-25.0	-16.52	30.00	Vertical	Vertical	N/A
5442.400	-46.59	7.52	-25.0	-21.59	305.00	Vertical	Vertical	Pass
6997.400	-41.06	13.61	-25.0	-16.06	81.00	Vertical	Vertical	Pass
13770.075	-45.96	11.45	-25.0	-20.96	280.00	Vertical	Vertical	Pass

RSE-V&H LTE Band 38 BW5 CH38000

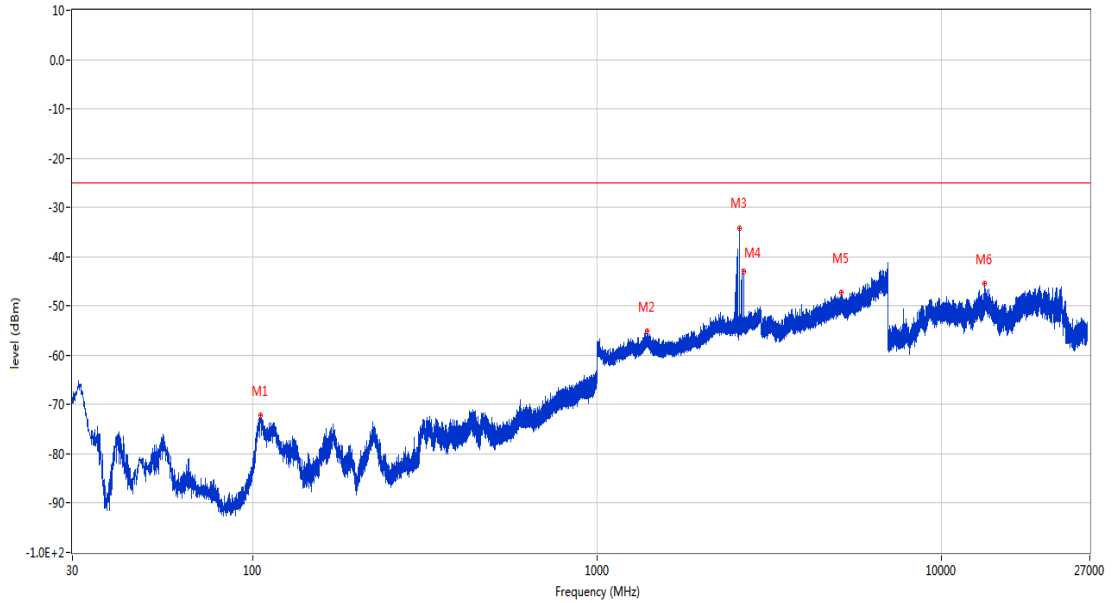


Frequency (MHz)	Result (dBm)	Factor (dB)	PK Limit (dBm)	Over Limit (dB)	Table (o)	ANT	EUT	Verdict
41.203	-63.11	-17.51	-25.0	-38.11	92.00	Vertical	Horizontal	Pass
1404.400	-54.84	-2.24	-25.0	-29.84	86.00	Vertical	Horizontal	Pass
2555.700	-38.65	1.26	-25.0	-13.65	173.00	Vertical	Horizontal	N/A
2631.500	-34.97	2.00	-25.0	-9.97	115.00	Vertical	Horizontal	N/A
6967.000	-41.93	13.30	-25.0	-16.93	297.00	Vertical	Horizontal	Pass
13457.175	-46.63	11.47	-25.0	-21.63	0.00	Vertical	Horizontal	Pass

12.2 LTE Band 38 BW10, Middle Channel

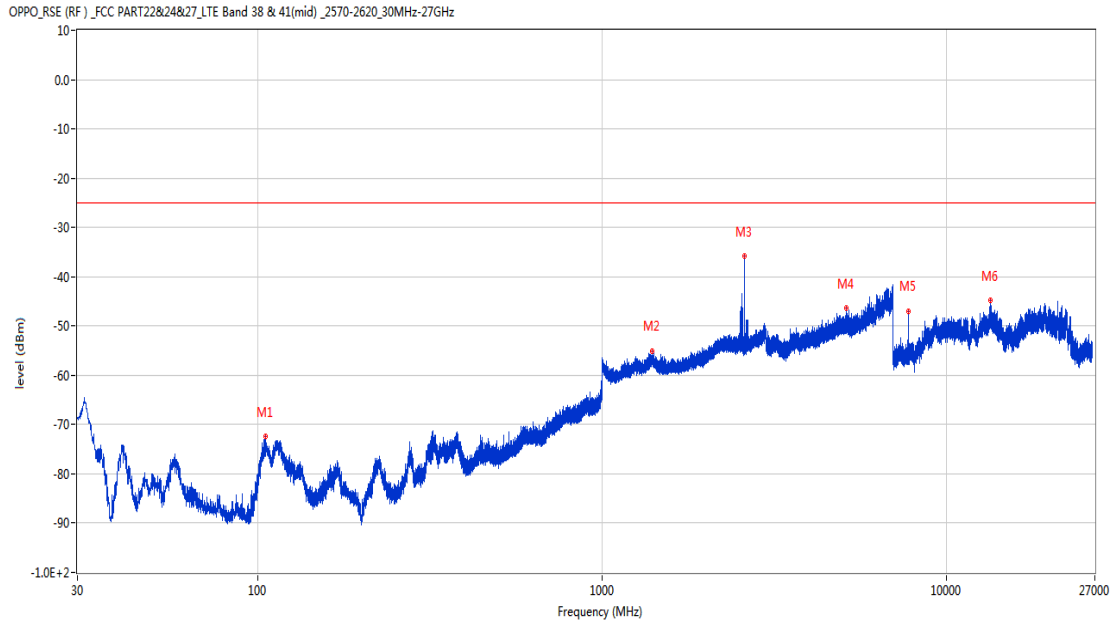
RSE-H&H LTE Band 38 BW10 CH38000

OPPO_RSE (RF) _FCC PART22&24&27_LTE Band 38 & 41(mid) _2570-2620_30MHz-27GHz



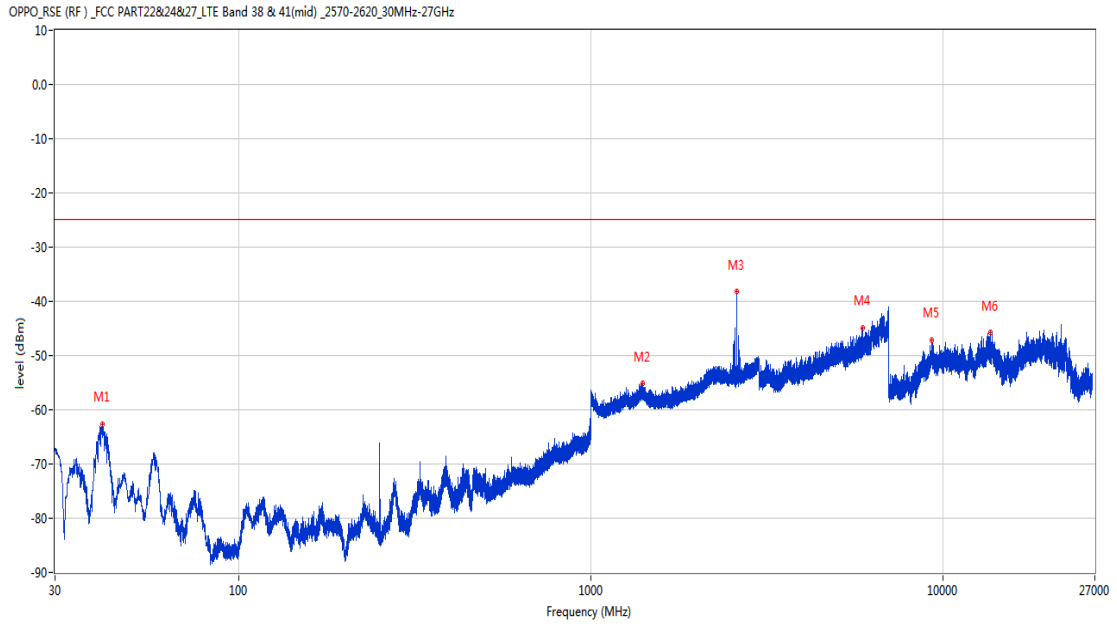
Frequency (MHz)	Result (dBm)	Factor (dB)	PK Limit (dBm)	Over Limit (dB)	Table (o)	ANT	EUT	Verdict
105.805	-72.13	-21.26	-25.0	-47.13	9.00	Horizontal	Horizontal	Pass
1399.700	-55.16	-1.99	-25.0	-30.16	-1.00	Horizontal	Horizontal	Pass
2591.000	-34.17	1.69	-25.0	-9.17	130.00	Horizontal	Horizontal	N/A
2663.800	-42.92	2.06	-25.0	-17.92	100.00	Horizontal	Horizontal	N/A
5120.400	-47.26	7.83	-25.0	-22.26	199.00	Horizontal	Horizontal	Pass
13340.100	-45.53	10.97	-25.0	-20.53	315.00	Horizontal	Horizontal	Pass

RSE-H&V LTE Band 38 BW10 CH38000



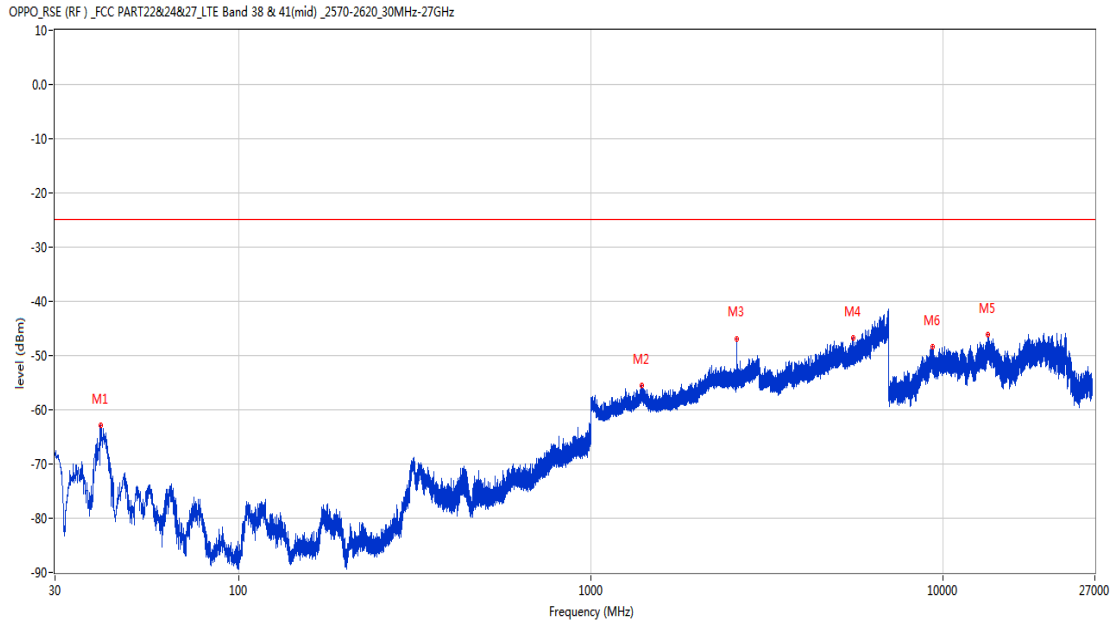
Frequency (MHz)	Result (dBm)	Factor (dB)	PK Limit (dBm)	Over Limit (dB)	Table (o)	ANT	EUT	Verdict
105.757	-72.49	-21.26	-25.0	-47.49	36.00	Horizontal	Vertical	Pass
1396.000	-55.01	-2.17	-25.0	-30.01	333.00	Horizontal	Vertical	Pass
2590.900	-35.85	1.69	-25.0	-10.85	146.00	Horizontal	Vertical	N/A
5129.400	-46.35	7.76	-25.0	-21.35	180.00	Horizontal	Vertical	Pass
7772.513	-46.96	2.88	-25.0	-21.96	17.00	Horizontal	Vertical	Pass
13461.900	-44.84	11.42	-25.0	-19.84	15.00	Horizontal	Vertical	Pass

RSE-V&V LTE Band 38 BW10 CH38000



Frequency (MHz)	Result (dBm)	Factor (dB)	PK Limit (dBm)	Over Limit (dB)	Table (o)	ANT	EUT	Verdict
40.816	-62.62	-17.78	-25.0	-37.62	55.00	Vertical	Vertical	Pass
1404.200	-55.18	-2.22	-25.0	-30.18	32.00	Vertical	Vertical	Pass
2590.900	-38.12	1.69	-25.0	-13.12	42.00	Vertical	Vertical	N/A
5897.200	-44.88	8.65	-25.0	-19.88	229.00	Vertical	Vertical	Pass
9315.812	-47.10	9.97	-25.0	-22.10	24.00	Vertical	Vertical	Pass
13608.901	-45.74	10.36	-25.0	-20.74	75.00	Vertical	Vertical	Pass

RSE-V&H LTE Band 38 BW10 CH38000

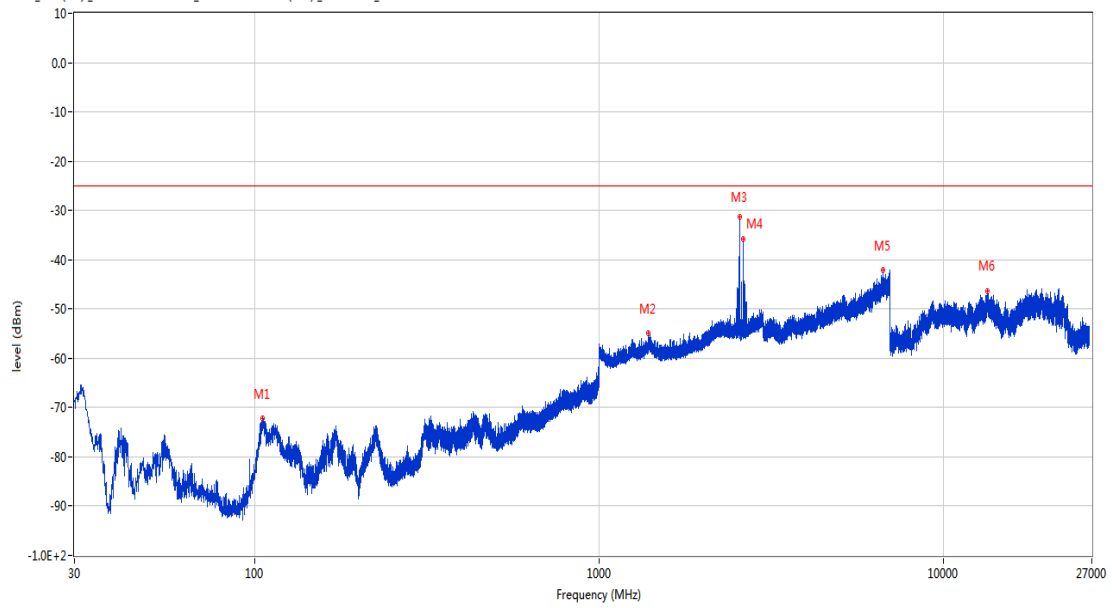


Frequency (MHz)	Result (dBm)	Factor (dB)	PK Limit (dBm)	Over Limit (dB)	Table (o)	ANT	EUT	Verdict
40.379	-62.87	-18.13	-25.0	-37.87	60.00	Vertical	Horizontal	Pass
1390.800	-55.52	-2.38	-25.0	-30.52	228.00	Vertical	Horizontal	Pass
2591.100	-46.94	1.70	-25.0	-21.94	15.00	Vertical	Horizontal	N/A
5550.200	-46.78	7.51	-25.0	-21.78	338.00	Vertical	Horizontal	Pass
13419.112	-46.17	10.97	-25.0	-21.17	0.00	Vertical	Horizontal	Pass
9318.112	-48.46	9.93	-25.0	-23.46	164.00	Vertical	Horizontal	Pass

12.3 LTE Band 38 BW15, Middle Channel

RSE-H&H LTE Band 38 BW15 CH38000

OPPO_RSE (RF) _FCC PART22&24&27_LTE Band 38 & 41(mid) _2570-2620_30MHz-27GHz



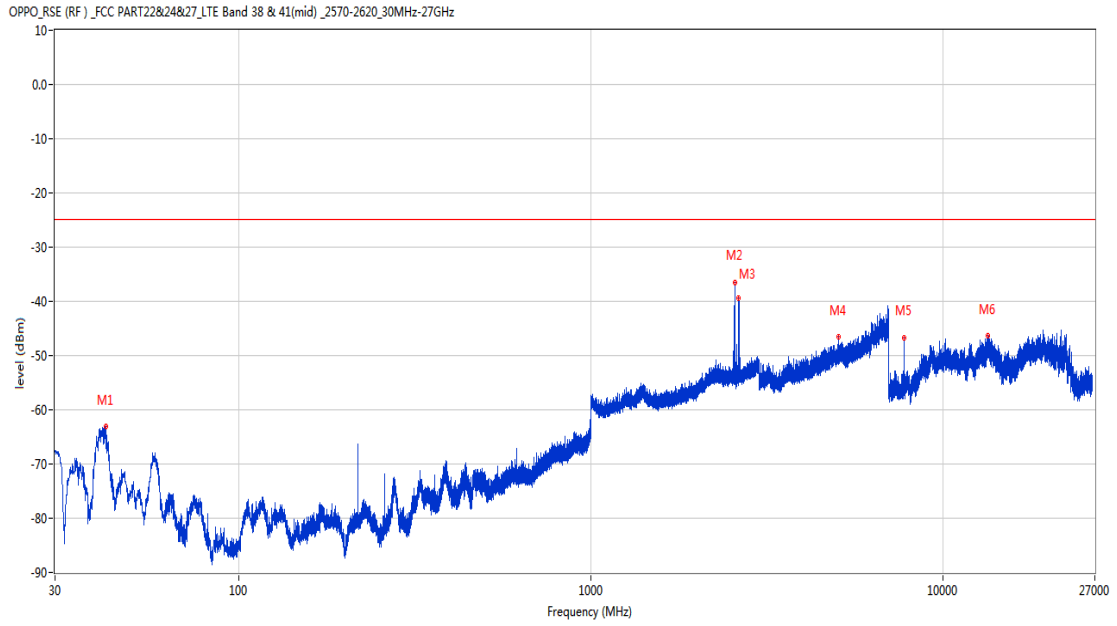
Frequency (MHz)	Result (dBm)	Factor (dB)	PK Limit (dBm)	Over Limit (dB)	Table (o)	ANT	EUT	Verdict
105.660	-72.22	-21.26	-25.0	-47.22	363.00	Horizontal	Horizontal	Pass
1389.700	-54.98	-2.38	-25.0	-29.98	35.00	Horizontal	Horizontal	Pass
2561.600	-31.36	1.41	-25.0	-6.36	322.00	Horizontal	Horizontal	N/A
2627.800	-35.86	2.02	-25.0	-10.86	96.00	Horizontal	Horizontal	N/A
6688.400	-42.16	11.91	-25.0	-17.16	100.00	Horizontal	Horizontal	Pass
13433.550	-46.27	11.20	-25.0	-21.27	0.00	Horizontal	Horizontal	Pass

RSE-H&V LTE Band 38 BW15 CH38000



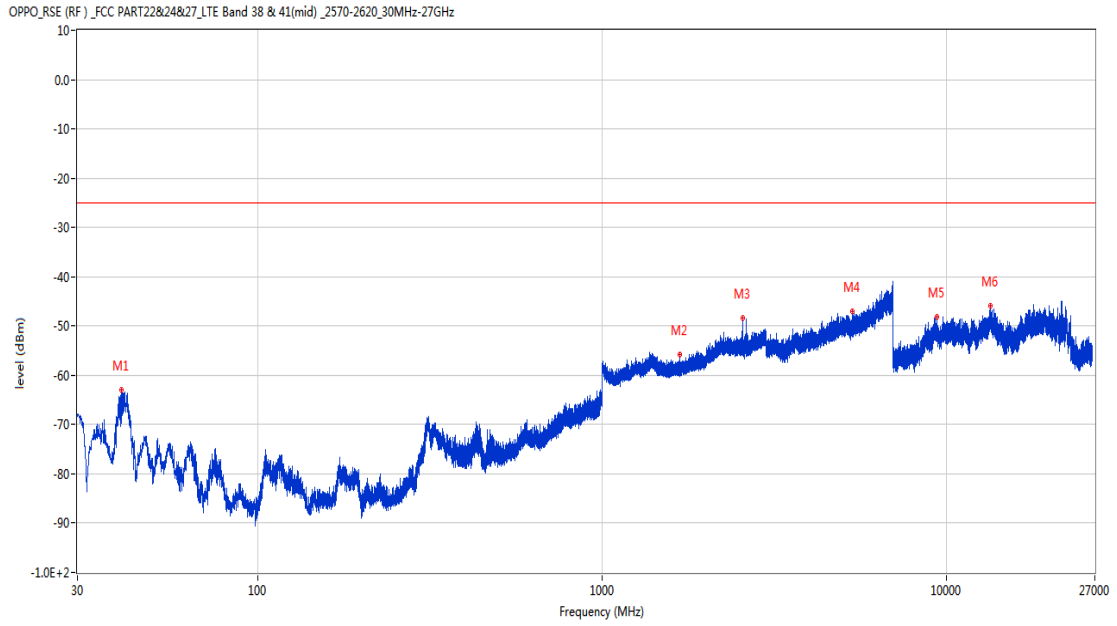
Frequency (MHz)	Result (dBm)	Factor (dB)	PK Limit (dBm)	Over Limit (dB)	Table (o)	ANT	EUT	Verdict
323.182	-71.69	-10.71	-25.0	-46.69	40.00	Horizontal	Vertical	Pass
2561.600	-31.90	1.41	-25.0	-6.90	174.00	Horizontal	Vertical	N/A
2625.500	-38.34	2.00	-25.0	-13.34	151.00	Horizontal	Vertical	N/A
5525.600	-46.62	7.58	-25.0	-21.62	360.00	Horizontal	Vertical	Pass
7765.613	-48.16	2.91	-25.0	-23.16	284.00	Horizontal	Vertical	Pass
13406.513	-46.21	10.78	-25.0	-21.21	27.00	Horizontal	Vertical	Pass

RSE-V&V LTE Band 38 BW15 CH38000



Frequency (MHz)	Result (dBm)	Factor (dB)	PK Limit (dBm)	Over Limit (dB)	Table (o)	ANT	EUT	Verdict
41.883	-63.14	-17.14	-25.0	-38.14	65.00	Vertical	Vertical	Pass
2561.500	-36.61	1.41	-25.0	-11.61	99.00	Vertical	Vertical	N/A
2627.200	-39.35	2.01	-25.0	-14.35	24.00	Vertical	Vertical	N/A
5063.200	-46.45	7.29	-25.0	-21.45	310.00	Vertical	Vertical	Pass
7765.613	-46.71	2.91	-25.0	-21.71	177.00	Vertical	Vertical	Pass
13444.838	-46.43	11.40	-25.0	-21.43	61.00	Vertical	Vertical	Pass

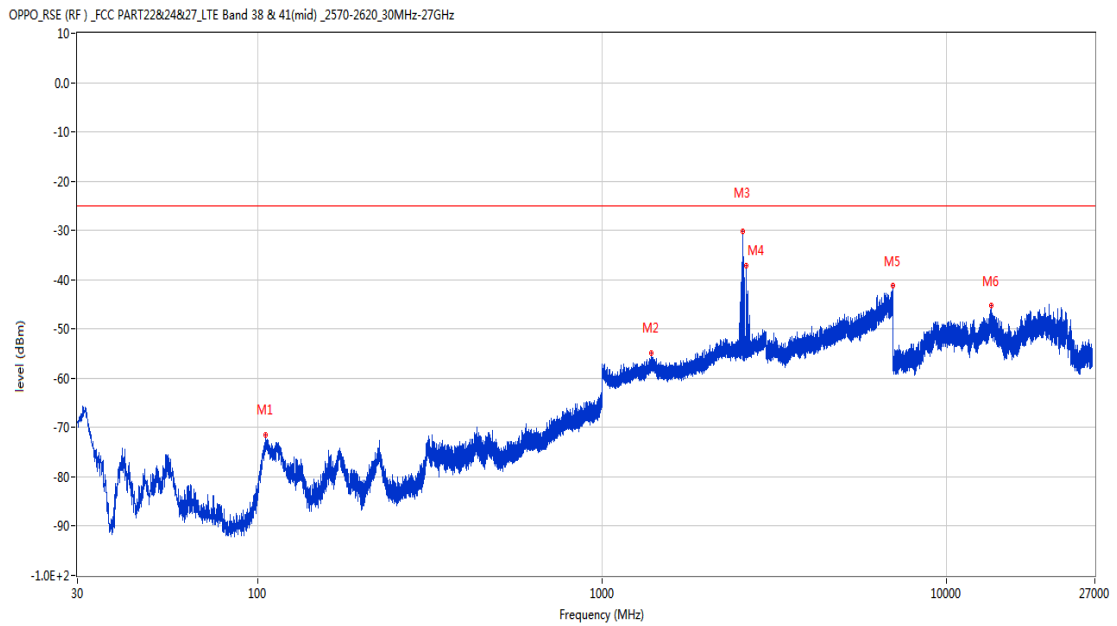
RSE-V&H LTE Band 38 BW15 CH38000



Frequency (MHz)	Result (dBm)	Factor (dB)	PK Limit (dBm)	Over Limit (dB)	Table (o)	ANT	EUT	Verdict
40.282	-62.98	-18.20	-25.0	-37.98	62.00	Vertical	Horizontal	Pass
1680.400	-55.81	-3.87	-25.0	-30.81	-1.00	Vertical	Horizontal	Pass
2561.400	-48.46	1.41	-25.0	-23.46	-1.00	Vertical	Horizontal	N/A
5350.200	-47.03	6.57	-25.0	-22.03	274.00	Vertical	Horizontal	Pass
9373.312	-48.05	9.08	-25.0	-23.05	259.00	Vertical	Horizontal	Pass
13451.662	-45.96	11.50	-25.0	-20.96	301.00	Vertical	Horizontal	Pass

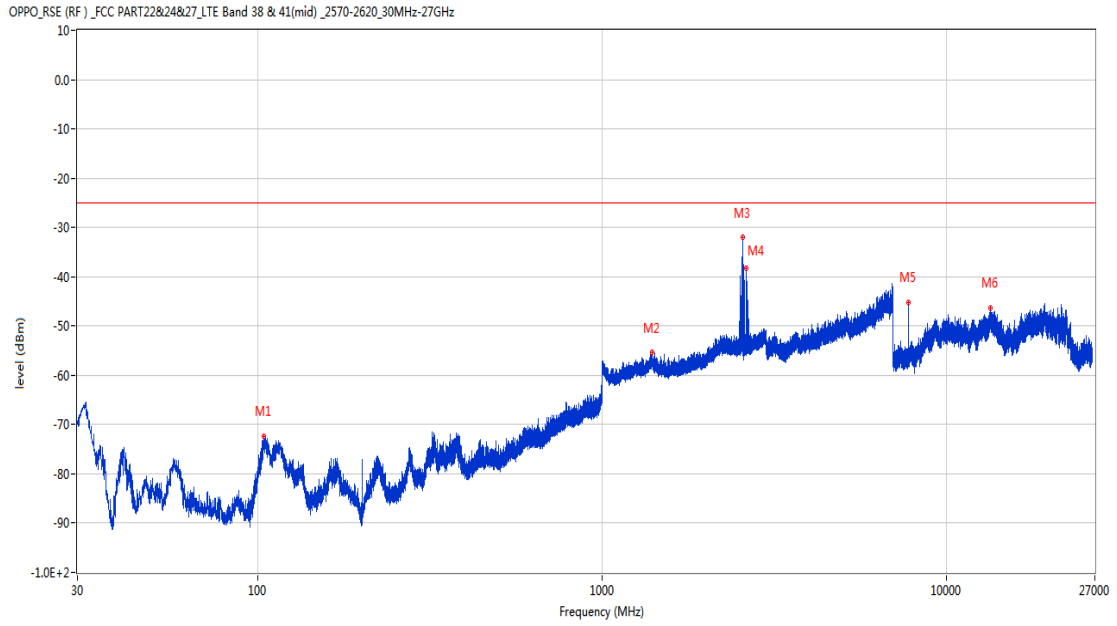
12.4 LTE Band 38 BW20, Middle Channel

RSE-H&H LTE Band 38 BW20 CH38000



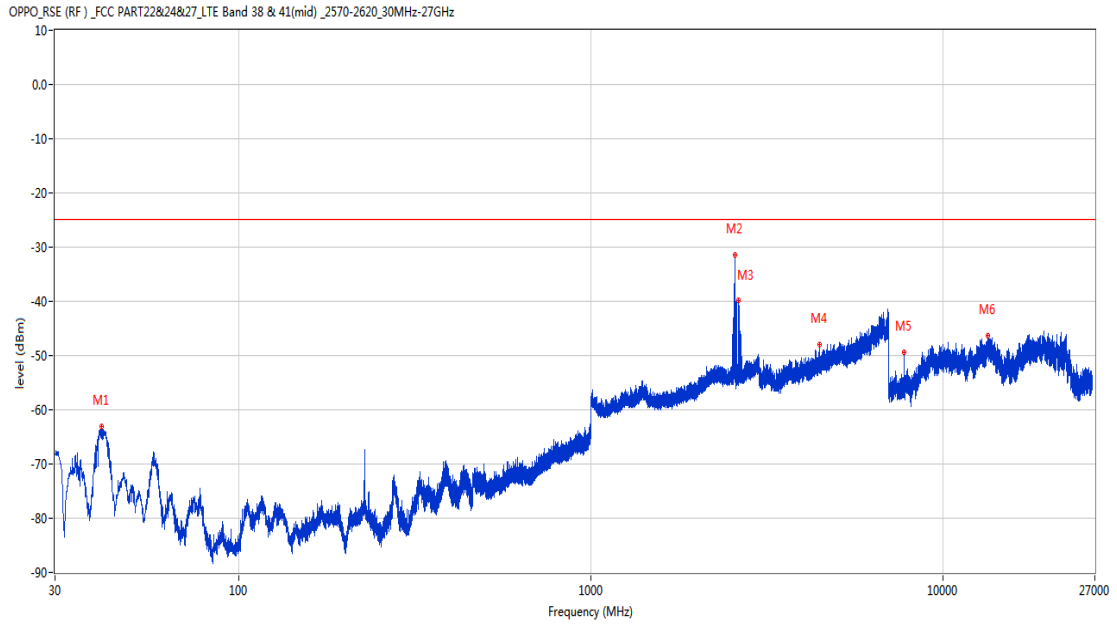
Frequency (MHz)	Result (dBm)	Factor (dB)	PK Limit (dBm)	Over Limit (dB)	Table (o)	ANT	EUT	Verdict
105.466	-71.41	-21.26	-25.0	-46.41	363.00	Horizontal	Horizontal	Pass
1388.300	-54.87	-2.42	-25.0	-29.87	191.00	Horizontal	Horizontal	Pass
2558.200	-30.08	1.34	-25.0	-5.08	138.00	Horizontal	Horizontal	N/A
2626.900	-37.08	2.01	-25.0	-12.08	138.00	Horizontal	Horizontal	N/A
6993.800	-41.20	13.64	-25.0	-16.20	85.00	Horizontal	Horizontal	Pass
13473.188	-45.33	11.21	-25.0	-20.33	172.00	Horizontal	Horizontal	Pass

RSE-H&V LTE Band 38 BW20 CH38000



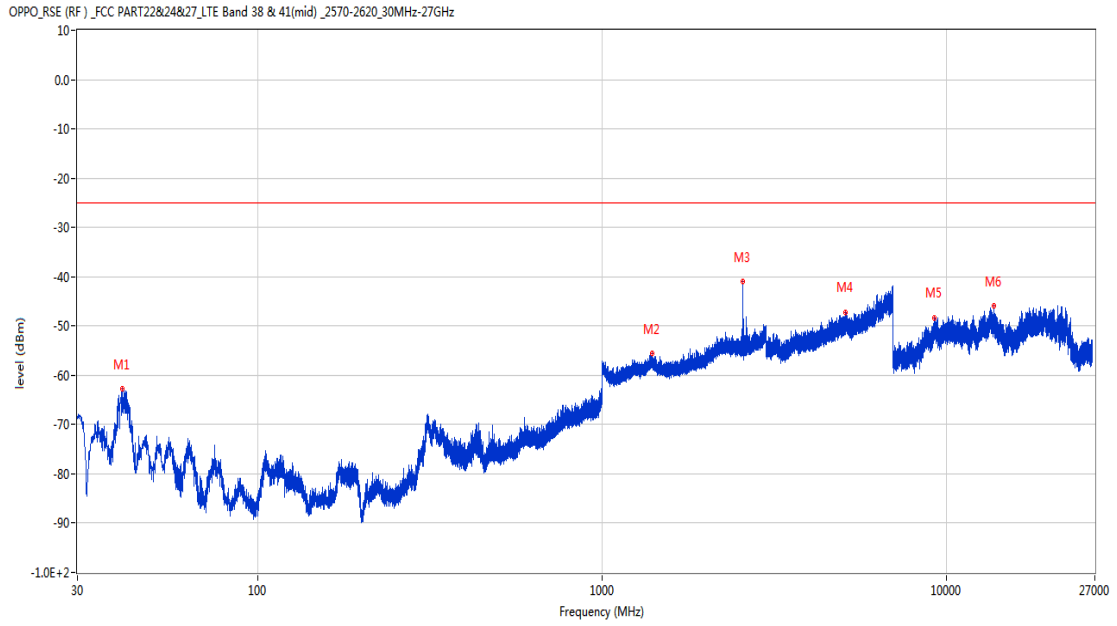
Frequency (MHz)	Result (dBm)	Factor (dB)	PK Limit (dBm)	Over Limit (dB)	Table (o)	ANT	EUT	Verdict
104.254	-72.39	-21.25	-25.0	-47.39	363.00	Horizontal	Vertical	Pass
1402.800	-55.33	-2.09	-25.0	-30.33	20.00	Horizontal	Vertical	Pass
2558.500	-32.04	1.36	-25.0	-7.04	317.00	Horizontal	Vertical	N/A
2629.100	-38.16	2.03	-25.0	-13.16	134.00	Horizontal	Vertical	N/A
7758.712	-45.24	2.83	-25.0	-20.24	10.00	Horizontal	Vertical	Pass
13456.912	-46.24	11.47	-25.0	-21.24	23.00	Horizontal	Vertical	Pass

RSE-V&V LTE Band 38 BW20 CH38000



Frequency (MHz)	Result (dBm)	Factor (dB)	PK Limit (dBm)	Over Limit (dB)	Table (o)	ANT	EUT	Verdict
40.767	-63.07	-17.83	-25.0	-38.07	115.00	Vertical	Vertical	Pass
2562.800	-31.36	1.42	-25.0	-6.36	59.00	Vertical	Vertical	N/A
2630.600	-39.72	2.04	-25.0	-14.72	78.00	Vertical	Vertical	N/A
4471.000	-48.04	6.74	-25.0	-23.04	300.00	Vertical	Vertical	Pass
7758.712	-49.35	2.83	-25.0	-24.35	189.00	Vertical	Vertical	Pass
13425.937	-46.40	11.07	-25.0	-21.40	334.00	Vertical	Vertical	Pass

RSE-V&H LTE Band 38 BW20 CH38000

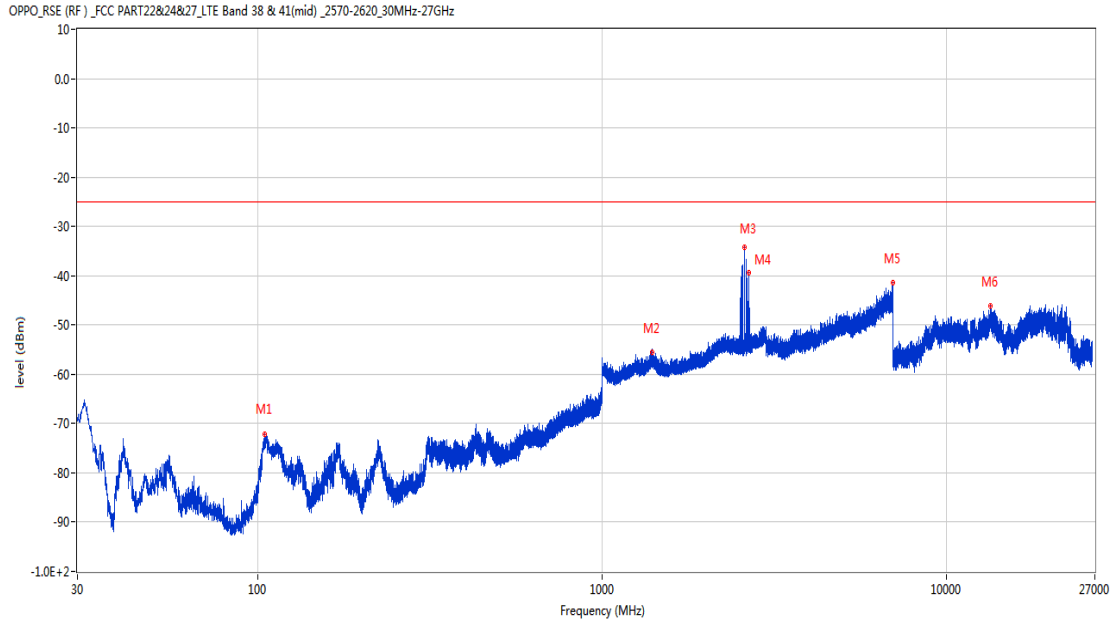


Frequency (MHz)	Result (dBm)	Factor (dB)	PK Limit (dBm)	Over Limit (dB)	Table (o)	ANT	EUT	Verdict
40.476	-62.82	-18.05	-25.0	-37.82	119.00	Vertical	Horizontal	Pass
1400.400	-55.58	-1.95	-25.0	-30.58	-1.00	Vertical	Horizontal	Pass
2564.200	-40.91	1.43	-25.0	-15.91	88.00	Vertical	Horizontal	N/A
5103.800	-47.32	7.63	-25.0	-22.32	315.00	Vertical	Horizontal	Pass
9236.175	-48.31	9.21	-25.0	-23.31	324.00	Vertical	Horizontal	Pass
13754.849	-45.94	11.07	-25.0	-20.94	361.00	Vertical	Horizontal	Pass

13 LTE Band 41

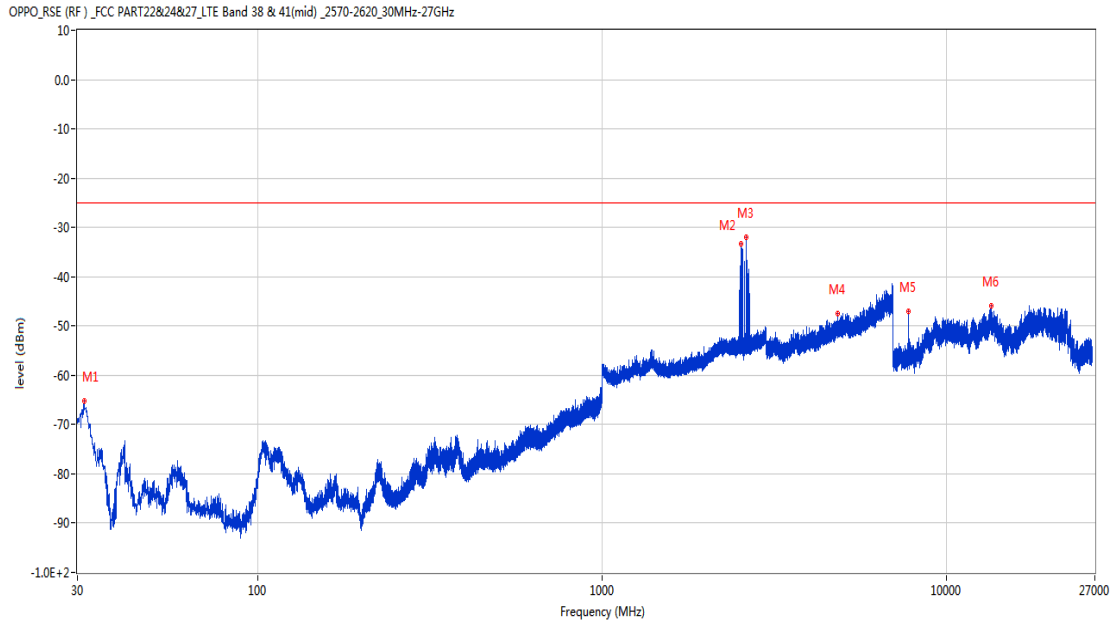
13.1 LTE Band 41 BW5, Middle Channel

RSE-H&H LTE Band 41 BW5 CH40620



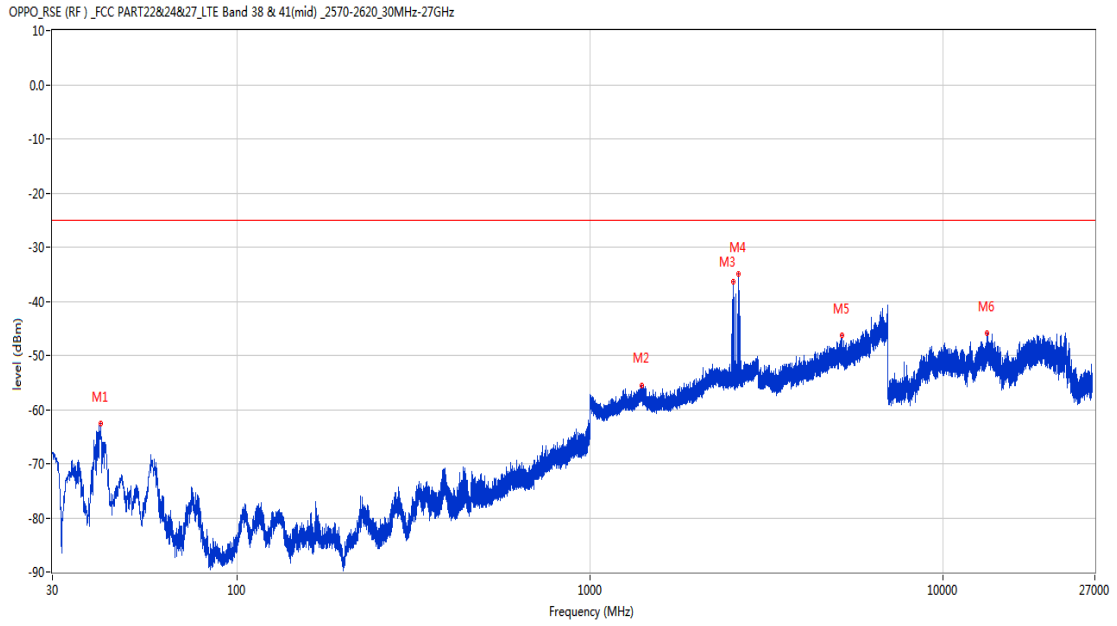
Frequency (MHz)	Result (dBm)	Factor (dB)	PK Limit (dBm)	Over Limit (dB)	Table (o)	ANT	EUT	Verdict
105.224	-72.10	-21.27	-25.0	-47.10	352.00	Horizontal	Horizontal	Pass
1402.000	-55.58	-2.03	-25.0	-30.58	6.00	Horizontal	Horizontal	Pass
2591.200	-34.19	1.70	-25.0	-9.19	151.00	Horizontal	Horizontal	N/A
2664.900	-39.42	1.95	-25.0	-14.42	94.00	Horizontal	Horizontal	N/A
6999.600	-41.51	13.65	-25.0	-16.51	185.00	Horizontal	Horizontal	Pass
13433.287	-46.23	11.19	-25.0	-21.23	335.00	Horizontal	Horizontal	Pass

RSE-H&V LTE Band 41 BW5 CH40620



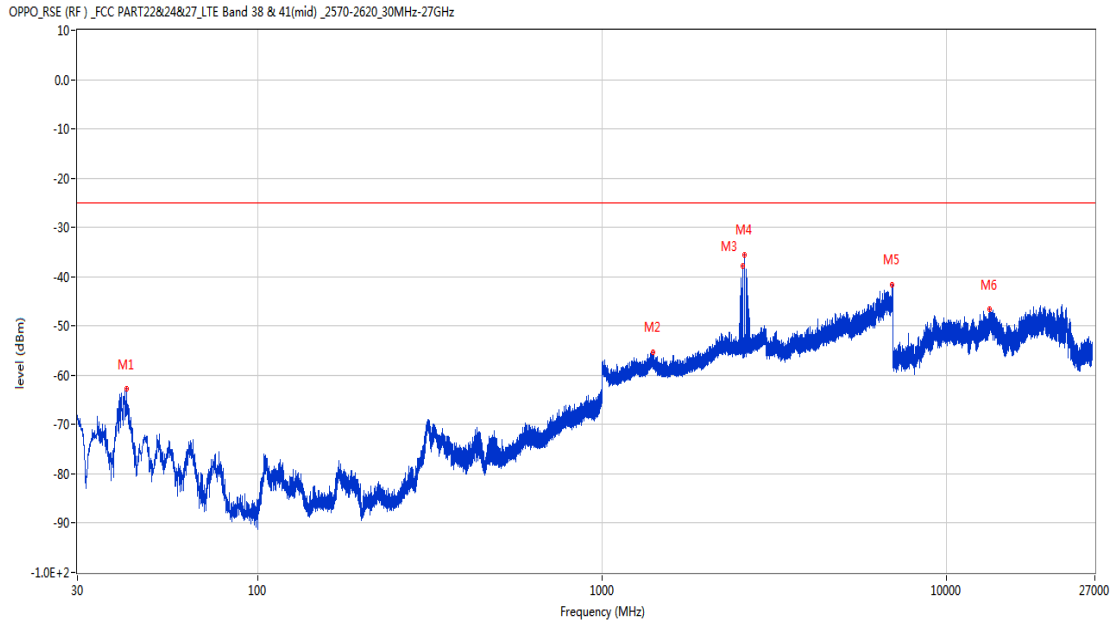
Frequency (MHz)	Result (dBm)	Factor (dB)	PK Limit (dBm)	Over Limit (dB)	Table (o)	ANT	EUT	Verdict
31.358	-65.23	-18.28	-25.0	-40.23	194.00	Horizontal	Vertical	Pass
2539.500	-33.30	1.04	-25.0	-8.30	322.00	Horizontal	Vertical	N/A
2630.300	-32.06	2.04	-25.0	-7.06	177.00	Horizontal	Vertical	N/A
4841.400	-47.46	6.97	-25.0	-22.46	87.00	Horizontal	Vertical	Pass
7773.087	-47.03	2.83	-25.0	-22.03	-1.00	Horizontal	Vertical	Pass
13474.763	-45.83	11.18	-25.0	-20.83	0.00	Horizontal	Vertical	Pass

RSE-V&V LTE Band 41 BW5 CH40620



Frequency (MHz)	Result (dBm)	Factor (dB)	PK Limit (dBm)	Over Limit (dB)	Table (o)	ANT	EUT	Verdict
41.106	-62.59	-17.57	-25.0	-37.59	46.00	Vertical	Vertical	Pass
1402.200	-55.57	-2.05	-25.0	-30.57	233.00	Vertical	Vertical	Pass
2549.100	-36.46	1.38	-25.0	-11.46	30.00	Vertical	Vertical	N/A
2635.100	-34.97	1.86	-25.0	-9.97	59.00	Vertical	Vertical	N/A
5178.000	-46.20	7.45	-25.0	-21.20	185.00	Vertical	Vertical	Pass
13383.151	-45.93	10.82	-25.0	-20.93	170.00	Vertical	Vertical	Pass

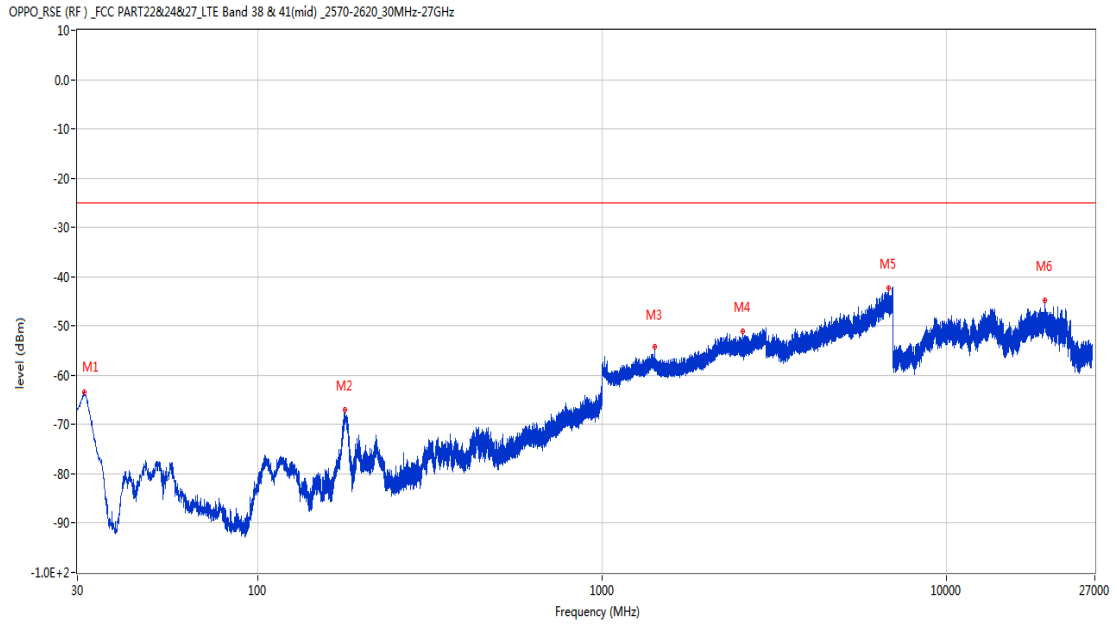
RSE-V&H LTE Band 41 BW5 CH40620



Frequency (MHz)	Result (dBm)	Factor (dB)	PK Limit (dBm)	Over Limit (dB)	Table (o)	ANT	EUT	Verdict
41.592	-62.82	-17.30	-25.0	-37.82	141.00	Vertical	Horizontal	Pass
1408.300	-55.26	-2.41	-25.0	-30.26	189.00	Vertical	Horizontal	Pass
2561.700	-37.82	1.41	-25.0	-12.82	156.00	Vertical	Horizontal	N/A
2591.100	-35.64	1.70	-25.0	-10.64	156.00	Vertical	Horizontal	N/A
6961.600	-41.59	12.89	-25.0	-16.59	56.00	Vertical	Horizontal	Pass
13338.000	-46.68	10.95	-25.0	-21.68	346.00	Vertical	Horizontal	Pass

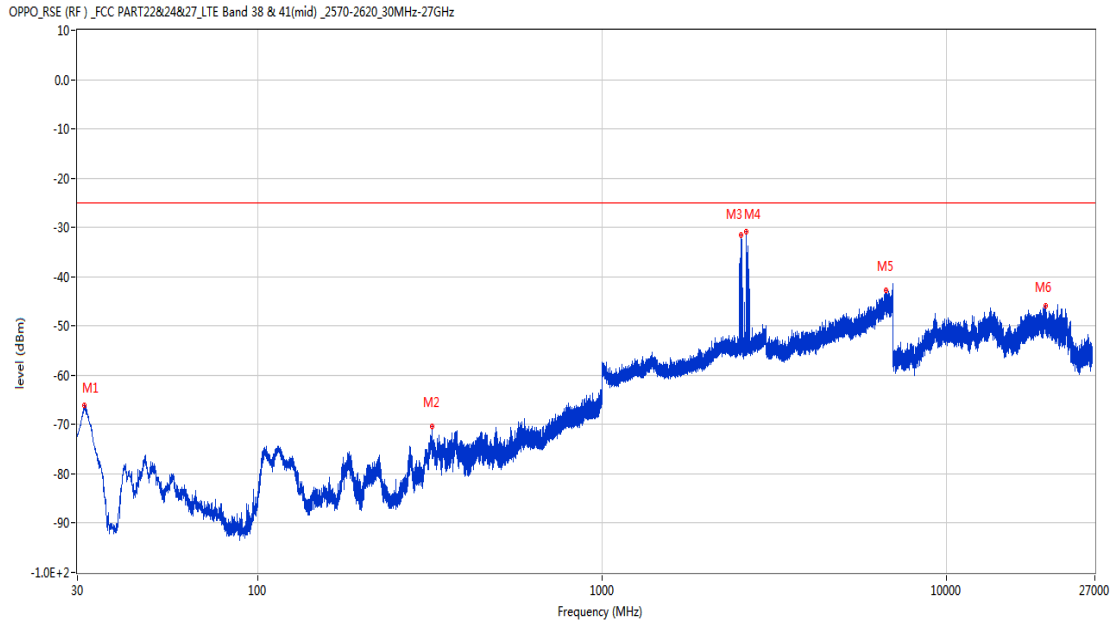
13.2 LTE Band 41 BW10, Middle Channel

RSE-H&H LTE Band 41 BW10 CH40620



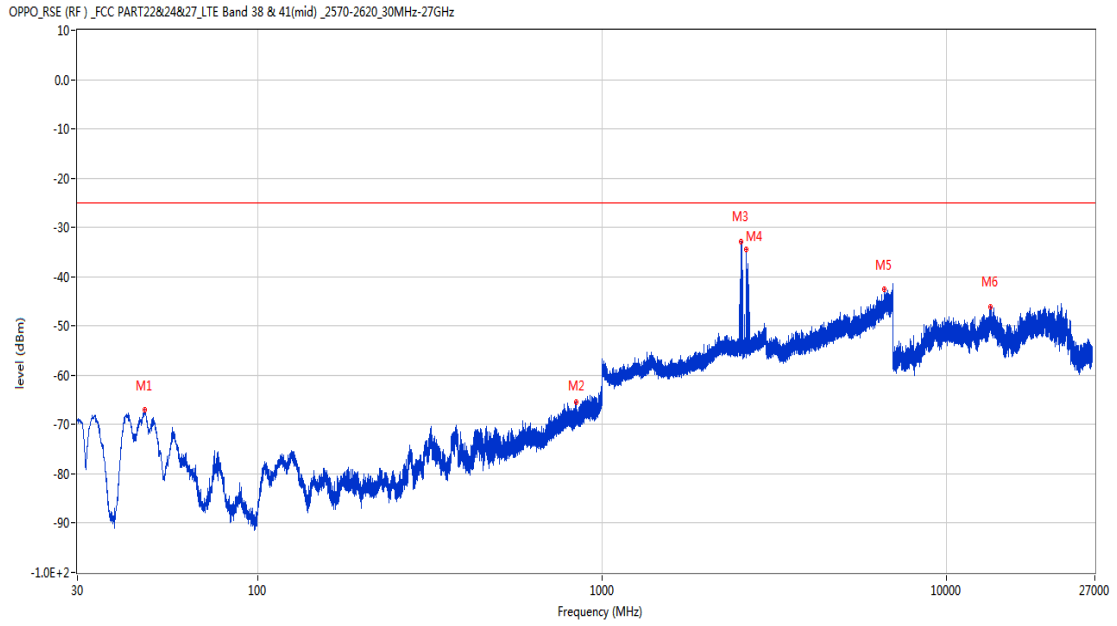
Frequency (MHz)	Result (dBm)	Factor (dB)	PK Limit (dBm)	Over Limit (dB)	Table (o)	ANT	EUT	Verdict
31.358	-63.47	-18.28	-25.0	-38.47	145.00	Horizontal	Horizontal	Pass
179.574	-66.99	-14.09	-25.0	-41.99	71.00	Horizontal	Horizontal	Pass
1420.400	-54.20	-2.67	-25.0	-29.20	261.00	Horizontal	Horizontal	Pass
2559.600	-51.05	1.39	-25.0	-26.05	16.00	Horizontal	Horizontal	N/A
6788.800	-42.34	12.36	-25.0	-17.34	278.00	Horizontal	Horizontal	Pass
19342.574	-44.74	15.89	-25.0	-19.74	102.00	Horizontal	Horizontal	Pass

RSE-H&V LTE Band 41 BW10 CH40620



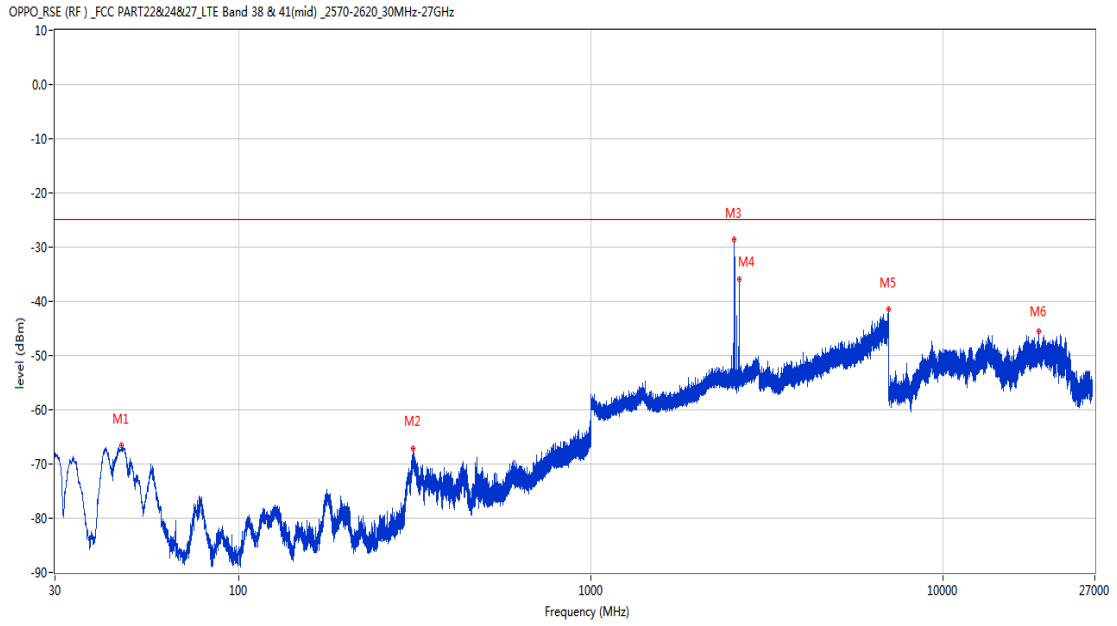
Frequency (MHz)	Result (dBm)	Factor (dB)	PK Limit (dBm)	Over Limit (dB)	Table (o)	ANT	EUT	Verdict
31.407	-66.05	-18.16	-25.0	-41.05	146.00	Horizontal	Vertical	Pass
320.515	-70.40	-10.85	-25.0	-45.40	48.00	Horizontal	Vertical	Pass
2529.400	-31.49	1.33	-25.0	-6.49	163.00	Horizontal	Vertical	N/A
2629.700	-30.87	2.04	-25.0	-5.87	360.00	Horizontal	Vertical	N/A
6675.800	-42.78	11.71	-25.0	-17.78	291.00	Horizontal	Vertical	Pass
19394.425	-46.00	14.62	-25.0	-21.00	132.00	Horizontal	Vertical	Pass

RSE-V&V LTE Band 41 BW10 CH40620



Frequency (MHz)	Result (dBm)	Factor (dB)	PK Limit (dBm)	Over Limit (dB)	Table (o)	ANT	EUT	Verdict
46.926	-66.91	-17.08	-25.0	-41.91	15.00	Vertical	Vertical	Pass
844.364	-65.46	2.91	-25.0	-40.46	60.00	Vertical	Vertical	Pass
2539.000	-32.94	1.07	-25.0	-7.94	71.00	Vertical	Vertical	N/A
2625.700	-34.50	2.00	-25.0	-9.50	31.00	Vertical	Vertical	N/A
6610.600	-42.60	12.33	-25.0	-17.60	158.00	Vertical	Vertical	Pass
13429.875	-46.20	11.14	-25.0	-21.20	43.00	Vertical	Vertical	Pass

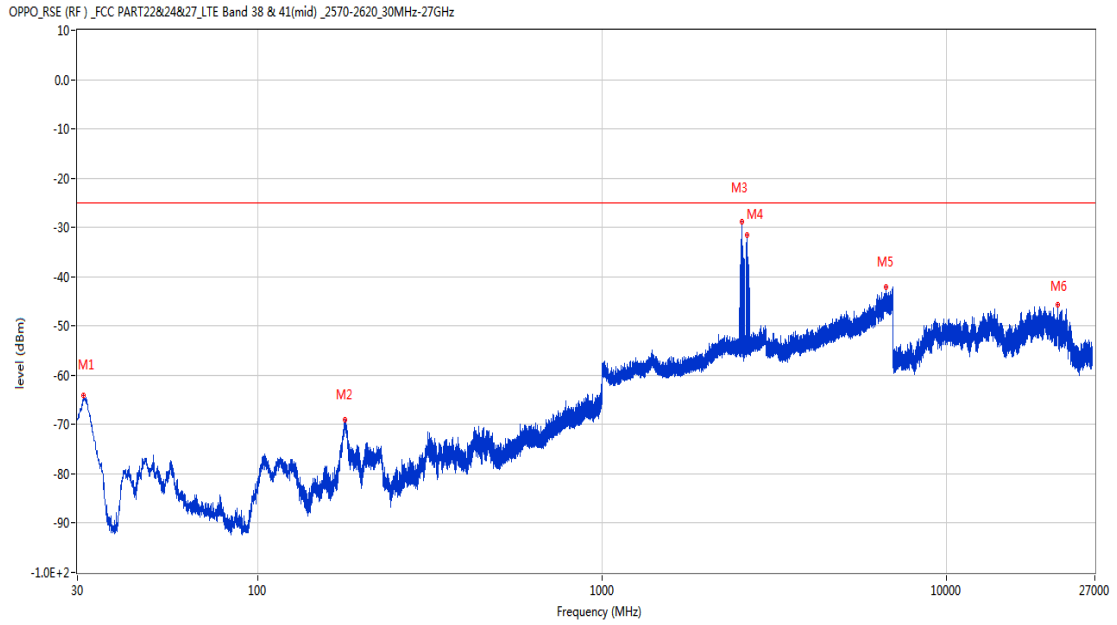
RSE-V&H LTE Band 41 BW10 CH40620



Frequency (MHz)	Result (dBm)	Factor (dB)	PK Limit (dBm)	Over Limit (dB)	Table (o)	ANT	EUT	Verdict
46.296	-66.63	-17.19	-25.0	-41.63	0.00	Vertical	Horizontal	Pass
312.610	-67.14	-11.05	-25.0	-42.14	0.00	Vertical	Horizontal	Pass
2548.800	-28.53	1.36	-25.0	-3.53	170.00	Vertical	Horizontal	N/A
2638.400	-35.97	1.79	-25.0	-10.97	147.00	Vertical	Horizontal	N/A
6992.000	-41.48	13.55	-25.0	-16.48	0.00	Vertical	Horizontal	Pass
18682.550	-45.48	12.45	-25.0	-20.48	0.00	Vertical	Horizontal	Pass

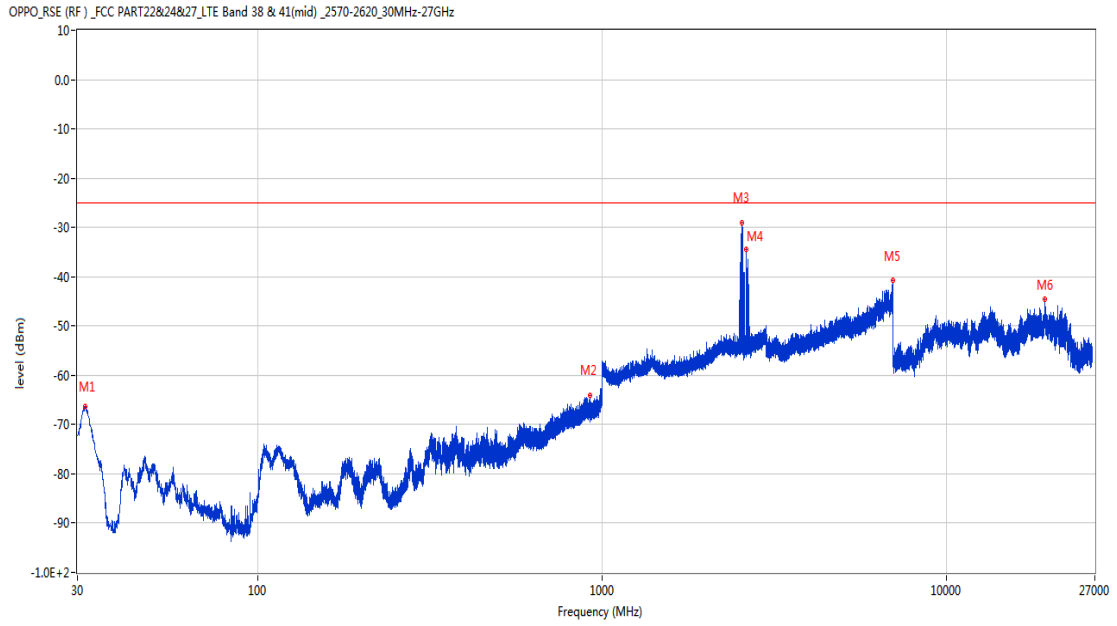
13.3 LTE Band 41 BW15, Middle Channel

RSE-H&H LTE Band 41 BW15 CH40620



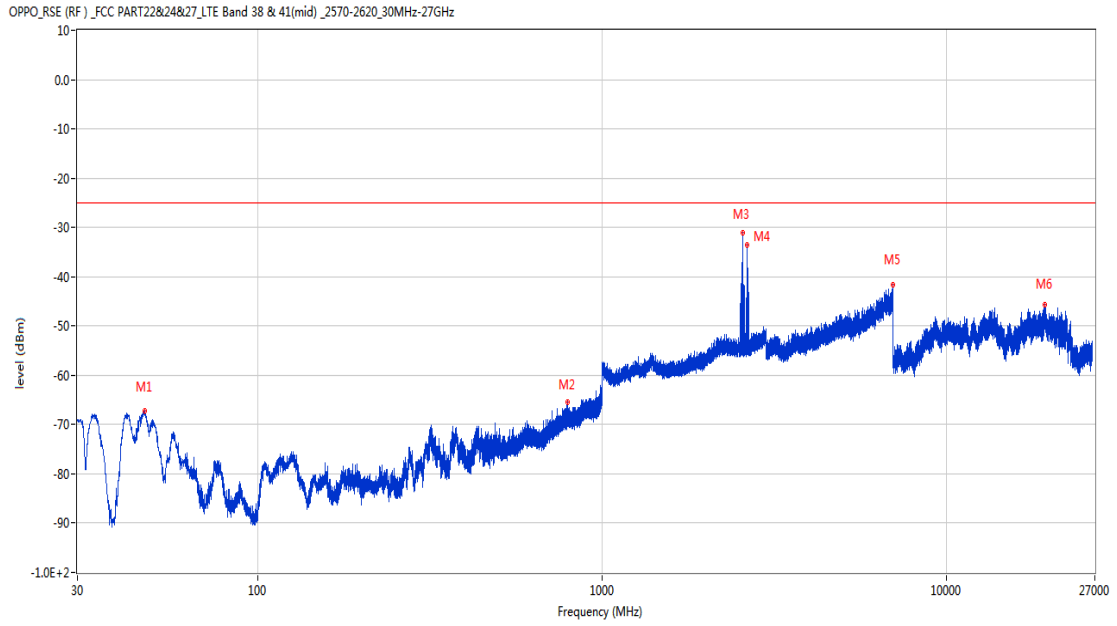
Frequency (MHz)	Result (dBm)	Factor (dB)	PK Limit (dBm)	Over Limit (dB)	Table (o)	ANT	EUT	Verdict
31.261	-64.17	-18.53	-25.0	-39.17	176.00	Horizontal	Horizontal	Pass
179.720	-69.13	-14.06	-25.0	-44.13	62.00	Horizontal	Horizontal	Pass
2551.700	-28.74	1.36	-25.0	-3.74	112.00	Horizontal	Horizontal	N/A
2632.800	-31.56	1.89	-25.0	-6.56	106.00	Horizontal	Horizontal	N/A
6689.600	-42.13	11.86	-25.0	-17.13	133.00	Horizontal	Horizontal	Pass
21046.401	-45.75	14.51	-25.0	-20.75	-3.00	Horizontal	Horizontal	Pass

RSE-H&V LTE Band 41 BW15 CH40620



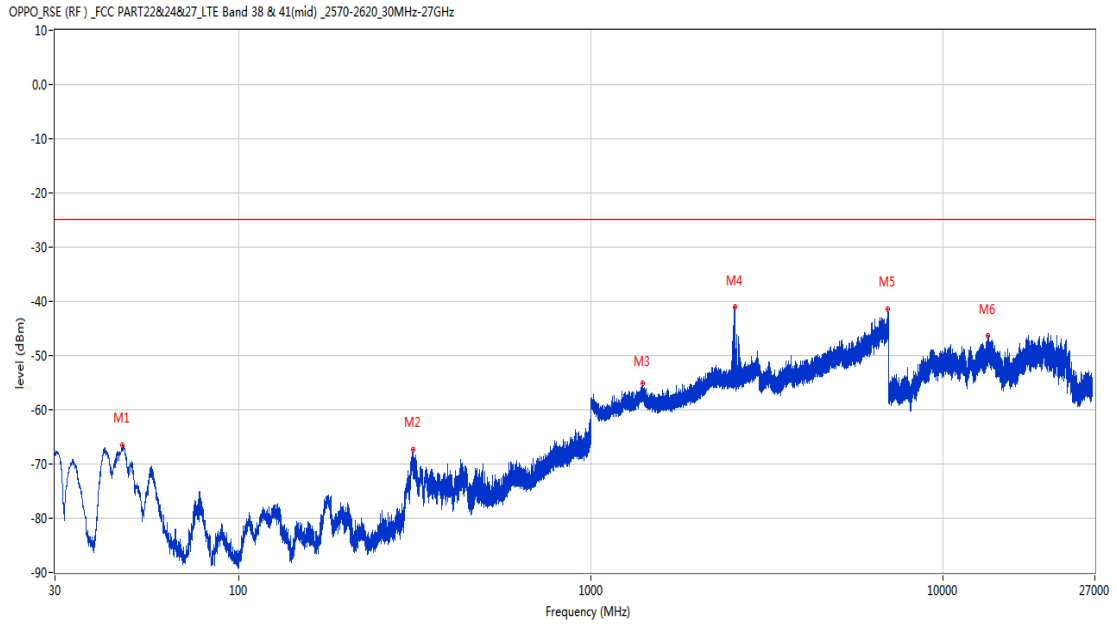
Frequency (MHz)	Result (dBm)	Factor (dB)	PK Limit (dBm)	Over Limit (dB)	Table (o)	ANT	EUT	Verdict
31.649	-66.29	-17.56	-25.0	-41.29	172.00	Horizontal	Vertical	Pass
924.243	-64.05	4.74	-25.0	-39.05	164.00	Horizontal	Vertical	Pass
2552.800	-29.08	1.34	-25.0	-4.08	175.00	Horizontal	Vertical	N/A
2625.100	-34.55	2.00	-25.0	-9.55	184.00	Horizontal	Vertical	N/A
6987.000	-40.72	13.69	-25.0	-15.72	245.00	Horizontal	Vertical	Pass
19360.426	-44.50	15.41	-25.0	-19.50	330.00	Horizontal	Vertical	Pass

RSE-V&V LTE Band 41 BW15 CH40620



Frequency (MHz)	Result (dBm)	Factor (dB)	PK Limit (dBm)	Over Limit (dB)	Table (o)	ANT	EUT	Verdict
46.926	-67.19	-17.08	-25.0	-42.19	0.00	Vertical	Vertical	Pass
793.050	-65.54	3.00	-25.0	-40.54	330.00	Vertical	Vertical	Pass
2558.700	-31.00	1.38	-25.0	-6.00	98.00	Vertical	Vertical	N/A
2634.000	-33.65	1.86	-25.0	-8.65	89.00	Vertical	Vertical	N/A
6999.400	-41.60	13.65	-25.0	-16.60	66.00	Vertical	Vertical	Pass
19340.450	-45.66	15.95	-25.0	-20.66	33.00	Vertical	Vertical	Pass

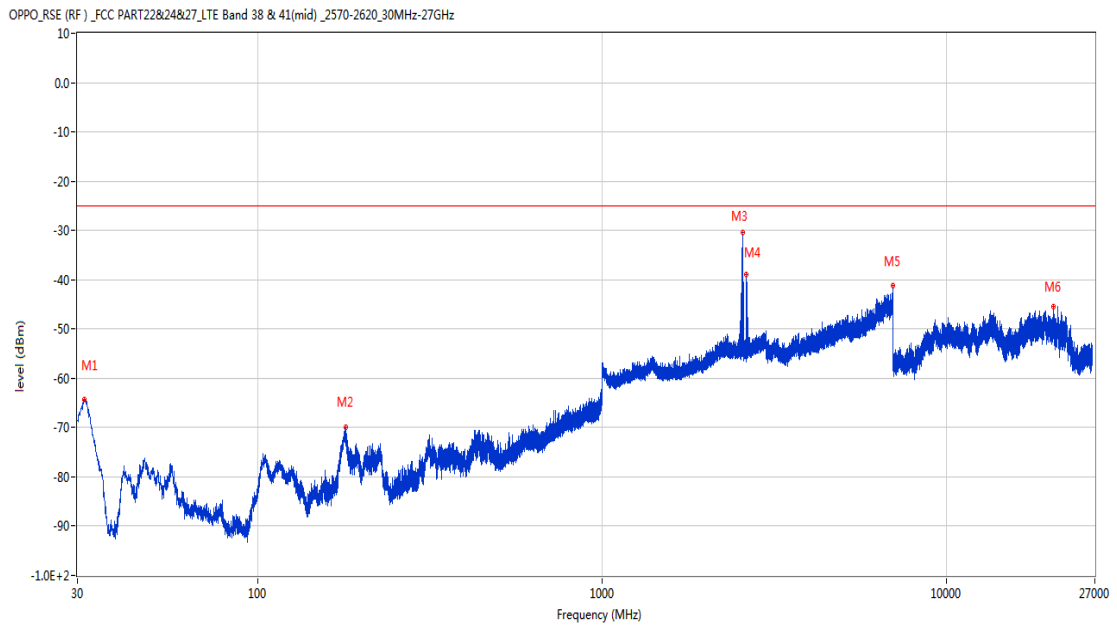
RSE-V&H LTE Band 41 BW15 CH40620



Frequency (MHz)	Result (dBm)	Factor (dB)	PK Limit (dBm)	Over Limit (dB)	Table (o)	ANT	EUT	Verdict
46.587	-66.63	-17.14	-25.0	-41.63	0.00	Vertical	Horizontal	Pass
312.076	-67.28	-11.10	-25.0	-42.28	29.00	Vertical	Horizontal	Pass
1402.300	-55.02	-2.06	-25.0	-30.02	144.00	Vertical	Horizontal	Pass
2561.900	-41.11	1.41	-25.0	-16.11	50.00	Vertical	Horizontal	N/A
6984.200	-41.50	13.78	-25.0	-16.50	69.00	Vertical	Horizontal	Pass
13436.701	-46.36	11.25	-25.0	-21.36	363.00	Vertical	Horizontal	Pass

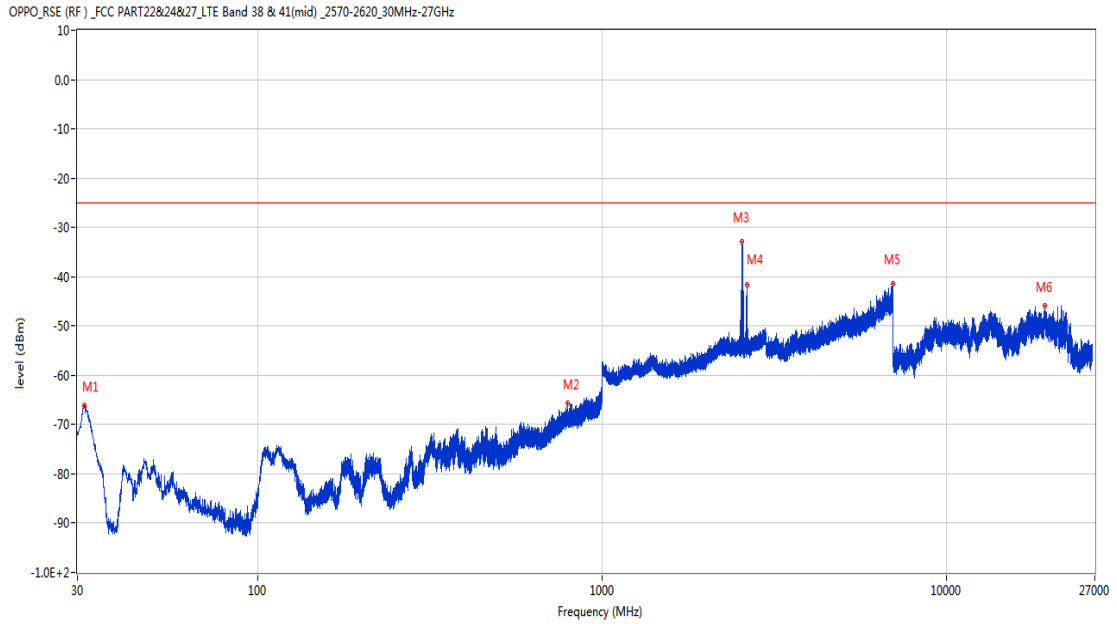
13.4 LTE Band 41 BW20, Middle Channel

RSE-H&H LTE Band 41 BW20 CH40620



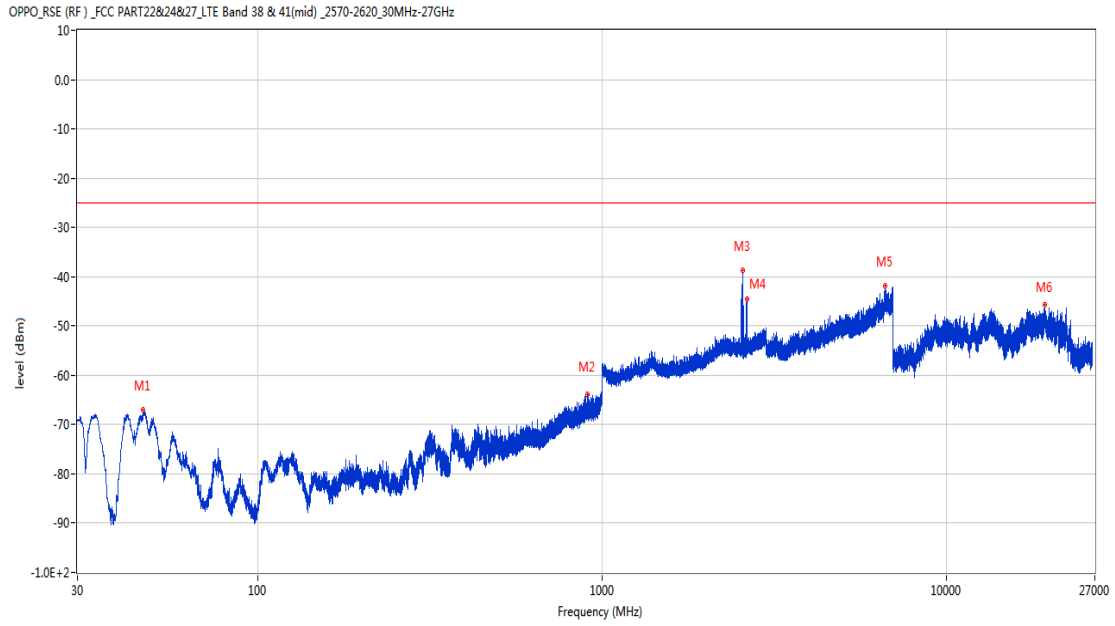
Frequency (MHz)	Result (dBm)	Factor (dB)	PK Limit (dBm)	Over Limit (dB)	Table (o)	ANT	EUT	Verdict
31.455	-64.21	-18.04	-25.0	-39.21	110.00	Horizontal	Horizontal	Pass
180.204	-69.85	-14.01	-25.0	-44.85	53.00	Horizontal	Horizontal	Pass
2562.700	-30.33	1.42	-25.0	-5.33	142.00	Horizontal	Horizontal	N/A
2627.500	-38.94	2.02	-25.0	-13.94	149.00	Horizontal	Horizontal	N/A
6988.800	-41.12	13.49	-25.0	-16.12	267.00	Horizontal	Horizontal	Pass
20447.574	-45.53	14.32	-25.0	-20.53	0.00	Horizontal	Horizontal	Pass

RSE-H&V LTE Band 41 BW20 CH40620



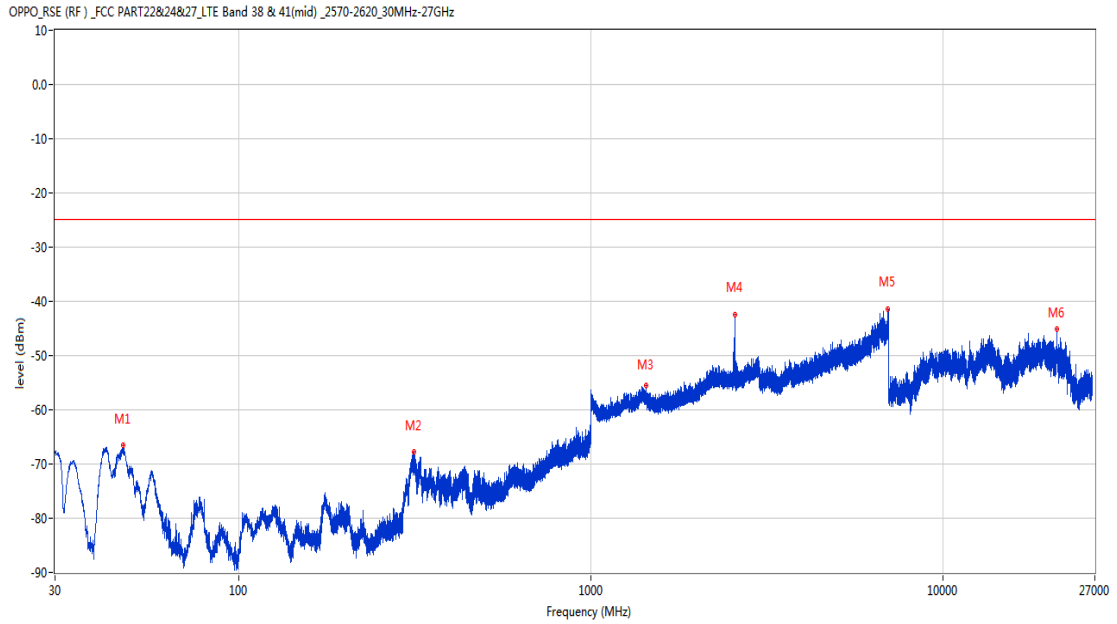
Frequency (MHz)	Result (dBm)	Factor (dB)	PK Limit (dBm)	Over Limit (dB)	Table (o)	ANT	EUT	Verdict
31.358	-66.18	-18.28	-25.0	-41.18	136.00	Horizontal	Vertical	Pass
794.990	-65.66	2.98	-25.0	-40.66	96.00	Horizontal	Vertical	Pass
2556.600	-32.97	1.20	-25.0	-7.97	150.00	Horizontal	Vertical	N/A
2635.100	-41.61	1.86	-25.0	-16.61	150.00	Horizontal	Vertical	N/A
6990.400	-41.46	13.47	-25.0	-16.46	319.00	Horizontal	Vertical	Pass
19327.699	-45.89	16.13	-25.0	-20.89	1.00	Horizontal	Vertical	Pass

RSE-V&V LTE Band 41 BW20 CH40620



Frequency (MHz)	Result (dBm)	Factor (dB)	PK Limit (dBm)	Over Limit (dB)	Table (o)	ANT	EUT	Verdict
46.587	-67.07	-17.14	-25.0	-42.07	14.00	Vertical	Vertical	Pass
906.638	-63.95	4.84	-25.0	-38.95	35.00	Vertical	Vertical	Pass
2561.200	-38.83	1.40	-25.0	-13.83	326.00	Vertical	Vertical	N/A
2632.700	-44.46	1.90	-25.0	-19.46	75.00	Vertical	Vertical	N/A
6649.000	-41.79	11.78	-25.0	-16.79	360.00	Vertical	Vertical	Pass
19319.626	-45.75	16.22	-25.0	-20.75	-1.00	Vertical	Vertical	Pass

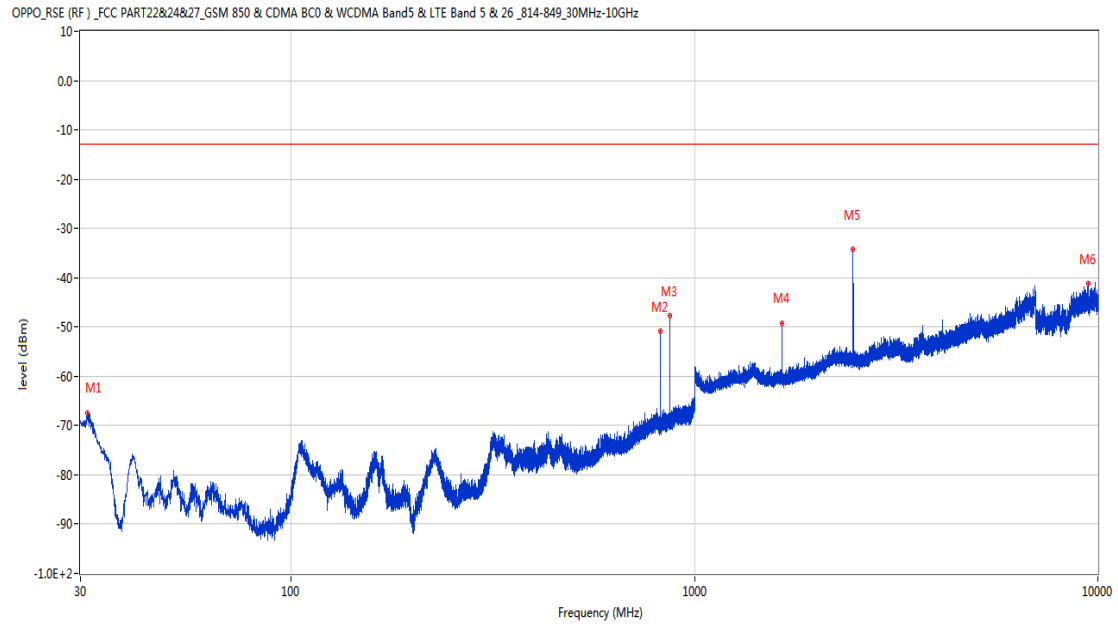
RSE-V&H LTE Band 41 BW20 CH40620



Frequency (MHz)	Result (dBm)	Factor (dB)	PK Limit (dBm)	Over Limit (dB)	Table (o)	ANT	EUT	Verdict
46.878	-66.58	-17.09	-25.0	-41.58	14.00	Vertical	Horizontal	Pass
313.919	-67.77	-11.06	-25.0	-42.77	14.00	Vertical	Horizontal	Pass
1430.400	-55.55	-3.02	-25.0	-30.55	302.00	Vertical	Horizontal	Pass
2561.200	-42.45	1.40	-25.0	-17.45	87.00	Vertical	Horizontal	N/A
6983.800	-41.49	13.82	-25.0	-16.49	167.00	Vertical	Horizontal	Pass
21031.948	-45.08	14.51	-25.0	-20.08	215.00	Vertical	Horizontal	Pass

Down Antenna
 GSM
 14 GSM 850
 14.1 GSM 850 Low Channel

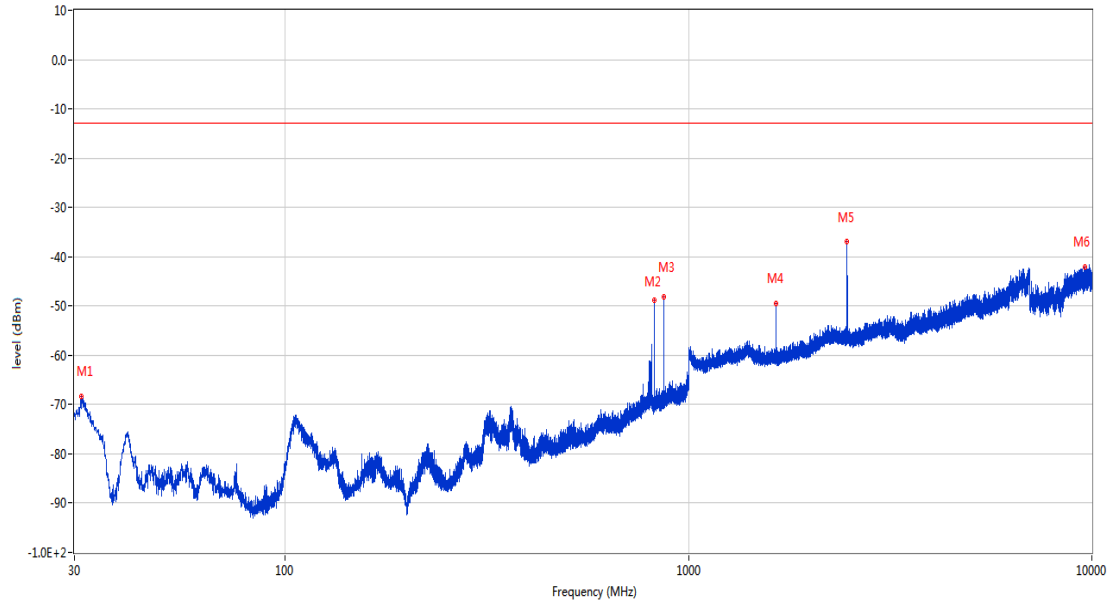
RSE-H&H GSM 850 CH128



Frequency (MHz)	Result (dBm)	Factor (dB)	PK Limit (dBm)	Over Limit (dB)	Table (o)	ANT	EUT	Verdict
31.212	-67.54	-18.85	-13.0	-54.54	113.00	Horizontal	Horizontal	Pass
824.284	-50.91	2.22	-13.0	-37.91	130.00	Horizontal	Horizontal	N/A
869.244	-47.68	2.38	-13.0	-34.68	278.00	Horizontal	Horizontal	N/A
1648.700	-49.21	-5.85	-13.0	-36.21	10.00	Horizontal	Horizontal	Pass
2473.000	-34.32	-1.27	-13.0	-21.32	124.00	Horizontal	Horizontal	Pass
9464.950	-41.23	16.41	-13.0	-28.23	342.00	Horizontal	Horizontal	Pass

RSE-H&V GSM 850 CH128

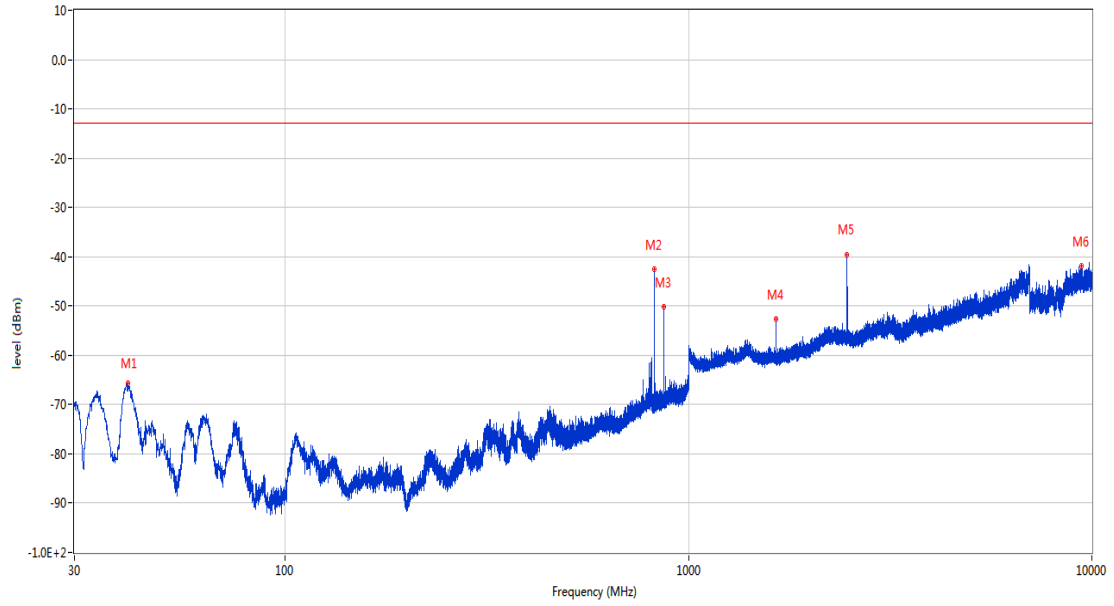
OPPO_RSE (RF)_FCC PART22&24&27_GSM 850 & CDMA BC0 & WCDMA Band5 & LTE Band 5 & 26_814-849_30MHz-10GHz



Frequency (MHz)	Result (dBm)	Factor (dB)	PK Limit (dBm)	Over Limit (dB)	Table (o)	ANT	EUT	Verdict
31.212	-68.33	-18.85	-13.0	-55.33	152.00	Horizontal	Vertical	Pass
824.139	-48.74	2.22	-13.0	-35.74	101.00	Horizontal	Vertical	N/A
869.244	-48.05	2.38	-13.0	-35.05	101.00	Horizontal	Vertical	N/A
1648.700	-49.39	-5.85	-13.0	-36.39	169.00	Horizontal	Vertical	Pass
2472.900	-37.03	-1.27	-13.0	-24.03	320.00	Horizontal	Vertical	Pass
9601.750	-41.99	16.41	-13.0	-28.99	16.00	Horizontal	Vertical	Pass

RSE-V&V GSM 850 CH128

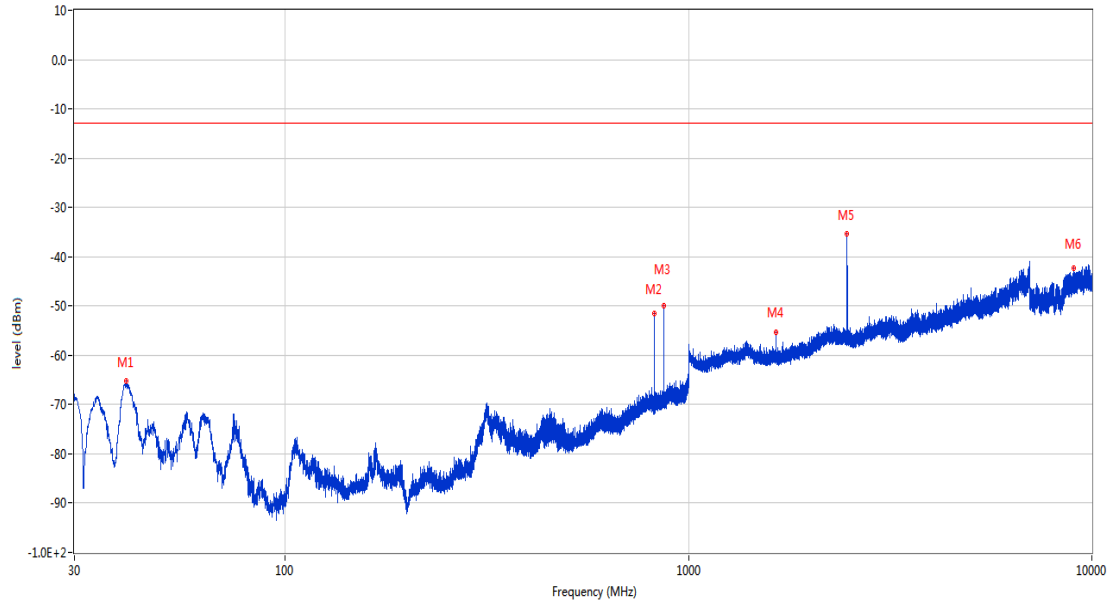
OPPO_RSE (RF) _FCC PART22&24&27_GSM 850 & CDMA BC0 & WCDMA Band5 & LTE Band 5 & 26_814-849_30MHz-10GHz



Frequency (MHz)	Result (dBm)	Factor (dB)	PK Limit (dBm)	Over Limit (dB)	Table (o)	ANT	EUT	Verdict
40.718	-65.72	-18.05	-13.0	-52.72	78.00	Vertical	Vertical	Pass
824.139	-42.56	2.22	-13.0	-29.56	96.00	Vertical	Vertical	N/A
869.244	-50.22	2.38	-13.0	-37.22	21.00	Vertical	Vertical	N/A
1648.700	-52.61	-5.85	-13.0	-39.61	22.00	Vertical	Vertical	Pass
2473.100	-39.71	-1.26	-13.0	-26.71	339.00	Vertical	Vertical	Pass
9437.200	-41.82	16.41	-13.0	-28.82	114.00	Vertical	Vertical	Pass

RSE-V&H GSM 850 CH128

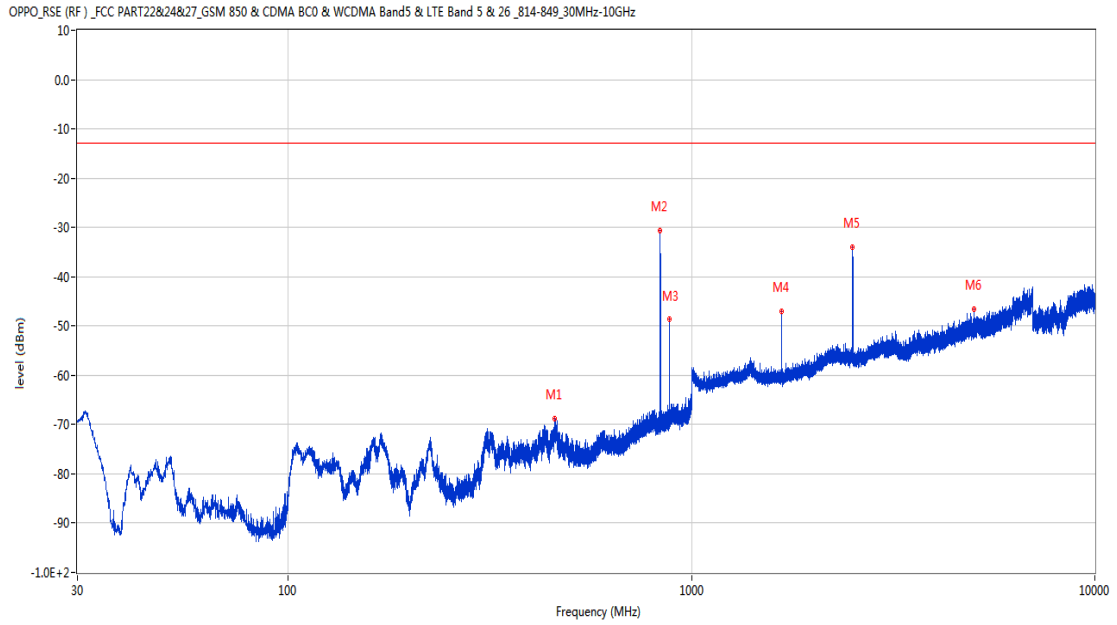
OPPO_RSE (RF) _ FCC PART22&24&27_GSM 850 & CDMA BC0 & WCDMA Band5 & LTE Band 5 & 26_814-849_30MHz-10GHz



Frequency (MHz)	Result (dBm)	Factor (dB)	PK Limit (dBm)	Over Limit (dB)	Table (o)	ANT	EUT	Verdict
40.331	-65.27	-18.34	-13.0	-52.27	72.00	Vertical	Horizontal	Pass
824.139	-51.51	2.22	-13.0	-38.51	174.00	Vertical	Horizontal	N/A
869.147	-50.04	2.38	-13.0	-37.04	0.00	Vertical	Horizontal	N/A
1648.700	-55.39	-5.85	-13.0	-42.39	33.00	Vertical	Horizontal	Pass
2473.200	-35.36	-1.25	-13.0	-22.36	147.00	Vertical	Horizontal	Pass
9005.200	-42.30	15.26	-13.0	-29.30	8.00	Vertical	Horizontal	Pass

14.2 GSM 850 Middle Channel

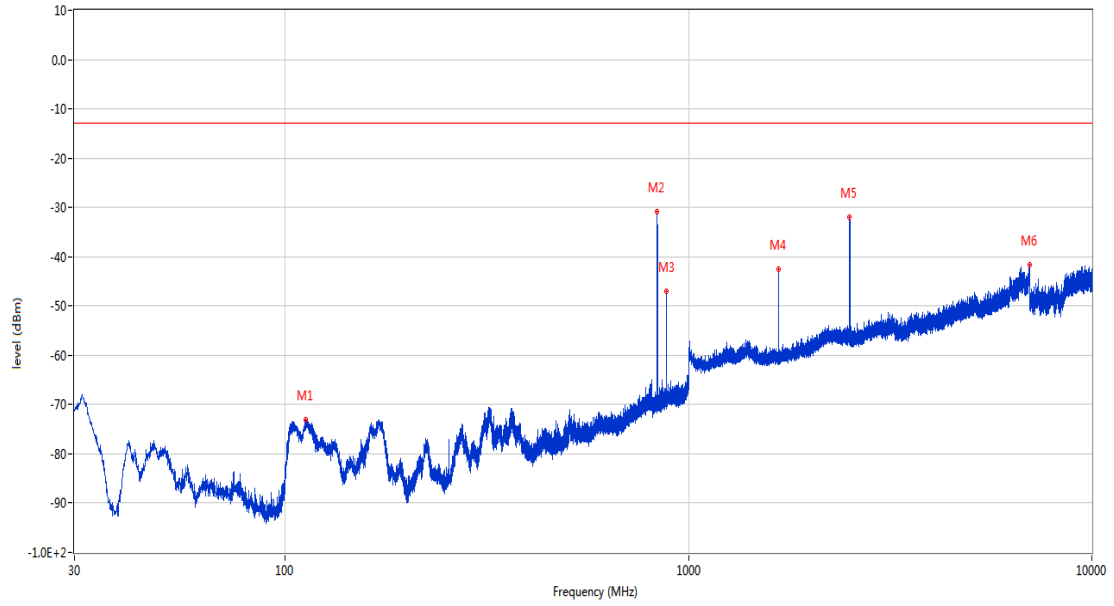
RSE-H&H GSM 850 CH190



Frequency (MHz)	Result (dBm)	Factor (dB)	PK Limit (dBm)	Over Limit (dB)	Table (o)	ANT	EUT	Verdict
457.237	-68.78	-8.13	-13.0	-55.78	66.00	Horizontal	Horizontal	Pass
836.604	-30.60	2.59	-13.0	-17.60	169.00	Horizontal	Horizontal	N/A
881.563	-48.62	2.80	-13.0	-35.62	278.00	Horizontal	Horizontal	N/A
1673.700	-47.06	-5.82	-13.0	-34.06	25.00	Horizontal	Horizontal	Pass
2510.100	-34.03	-0.98	-13.0	-21.03	130.00	Horizontal	Horizontal	Pass
5014.600	-46.67	7.12	-13.0	-33.67	98.00	Horizontal	Horizontal	Pass

RSE-H&V GSM 850 CH190

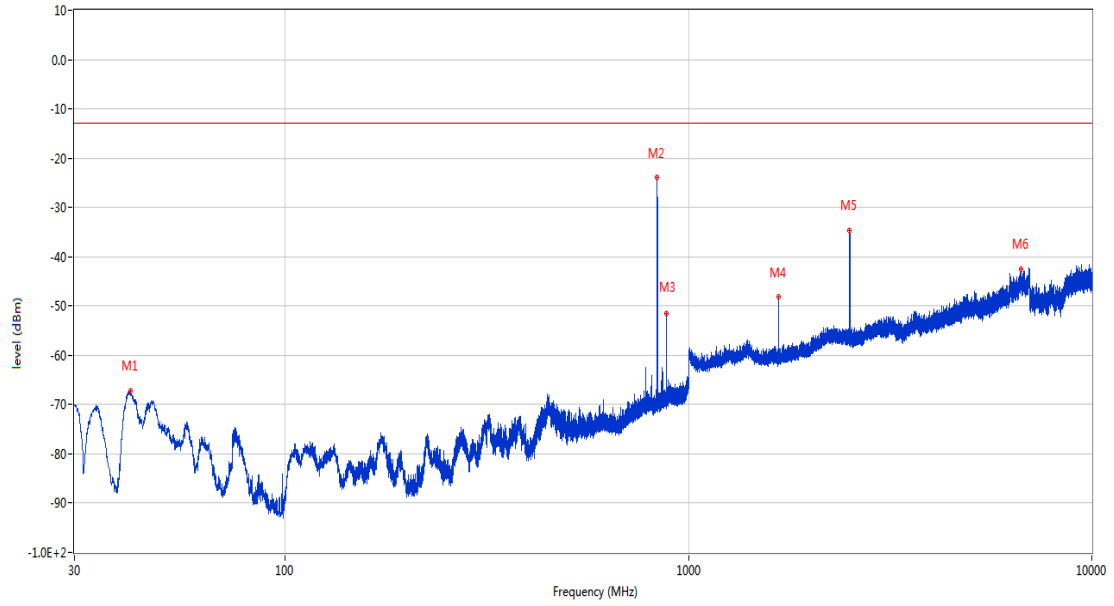
OPPO_RSE (RF) _FCC PART22&24&27_GSM 850 & CDMA BC0 & WCDMA Band5 & LTE Band 5 & 26_814-849_30MHz-10GHz



Frequency (MHz)	Result (dBm)	Factor (dB)	PK Limit (dBm)	Over Limit (dB)	Table (o)	ANT	EUT	Verdict
112.110	-73.14	-20.99	-13.0	-60.14	27.00	Horizontal	Vertical	Pass
836.555	-30.94	2.59	-13.0	-17.94	98.00	Horizontal	Vertical	N/A
881.660	-47.06	2.81	-13.0	-34.06	186.00	Horizontal	Vertical	N/A
1673.500	-42.54	-5.84	-13.0	-29.54	85.00	Horizontal	Vertical	Pass
2510.200	-31.99	-0.99	-13.0	-18.99	314.00	Horizontal	Vertical	Pass
7000.000	-41.71	13.64	-13.0	-28.71	202.00	Horizontal	Vertical	Pass

RSE-V&V GSM 850 CH190

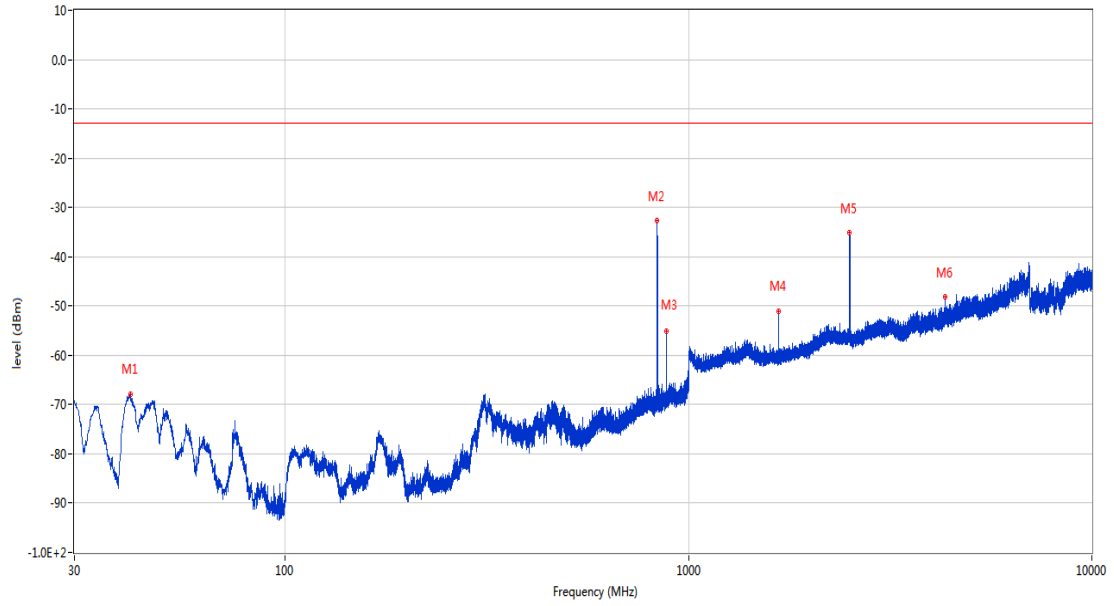
OPPO_RSE (RF) _ FCC PART22&24&27_GSM 850 & CDMA BC0 & WCDMA Band5 & LTE Band 5 & 26_814-849_30MHz-10GHz



Frequency (MHz)	Result (dBm)	Factor (dB)	PK Limit (dBm)	Over Limit (dB)	Table (o)	ANT	EUT	Verdict
41.252	-67.15	-17.71	-13.0	-54.15	116.00	Vertical	Vertical	Pass
836.555	-23.98	2.59	-13.0	-10.98	154.00	Vertical	Vertical	N/A
881.612	-51.45	2.81	-13.0	-38.45	19.00	Vertical	Vertical	N/A
1673.800	-48.16	-5.82	-13.0	-35.16	0.00	Vertical	Vertical	Pass
2510.000	-34.58	-0.97	-13.0	-21.58	292.00	Vertical	Vertical	Pass
6684.600	-42.56	12.00	-13.0	-29.56	360.00	Vertical	Vertical	Pass

RSE-V&H GSM 850 CH190

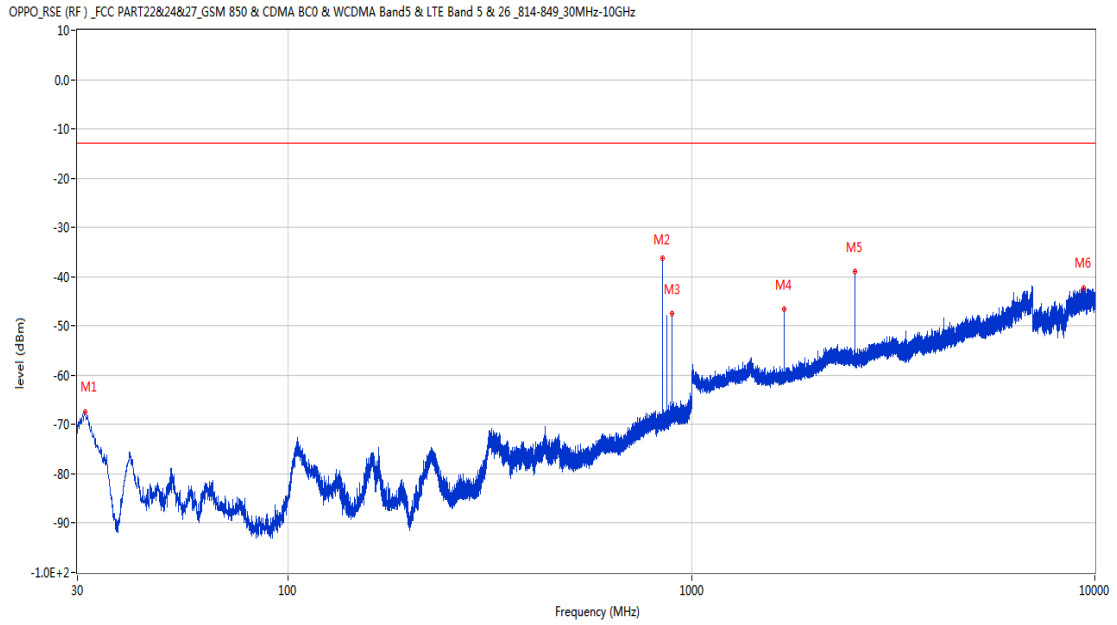
OPPO_RSE (RF)_FCC PART22&24&27_GSM 850 & CDMA BC0 & WCDMA Band5 & LTE Band 5 & 26_814-849_30MHz-10GHz



Frequency (MHz)	Result (dBm)	Factor (dB)	PK Limit (dBm)	Over Limit (dB)	Table (o)	ANT	EUT	Verdict
41.252	-67.83	-17.71	-13.0	-54.83	15.00	Vertical	Horizontal	Pass
836.555	-32.75	2.59	-13.0	-19.75	191.00	Vertical	Horizontal	N/A
881.660	-55.18	2.81	-13.0	-42.18	295.00	Vertical	Horizontal	N/A
1673.500	-51.00	-5.84	-13.0	-38.00	313.00	Vertical	Horizontal	Pass
2510.400	-35.07	-1.02	-13.0	-22.07	145.00	Vertical	Horizontal	Pass
4325.800	-48.25	6.06	-13.0	-35.25	89.00	Vertical	Horizontal	Pass

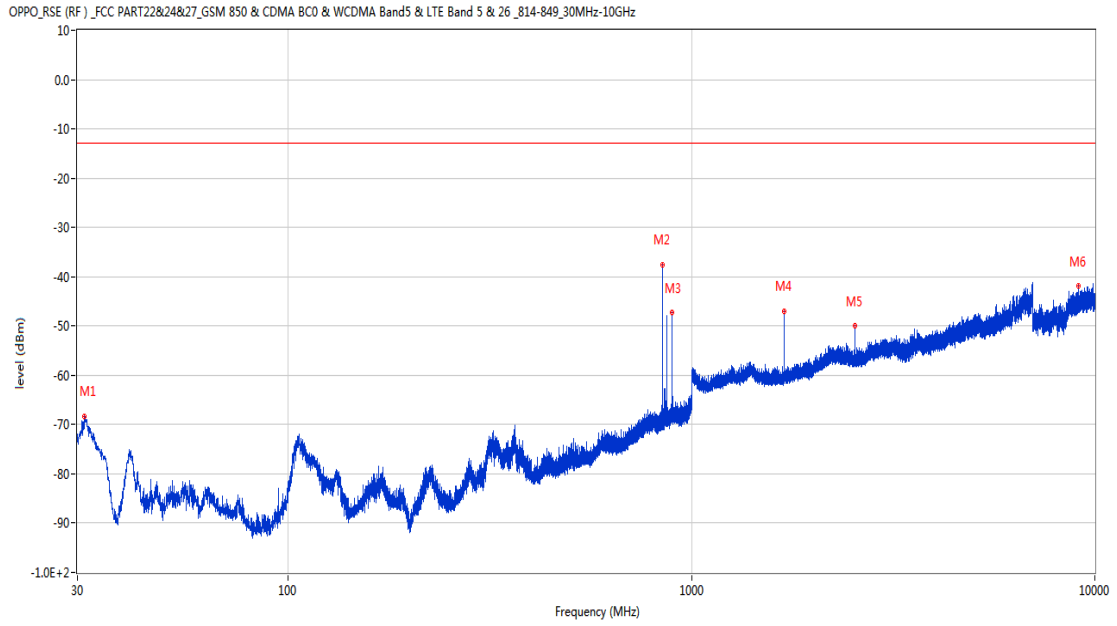
14.3 GSM 850 High Channel

RSE-H&H GSM 850 CH251



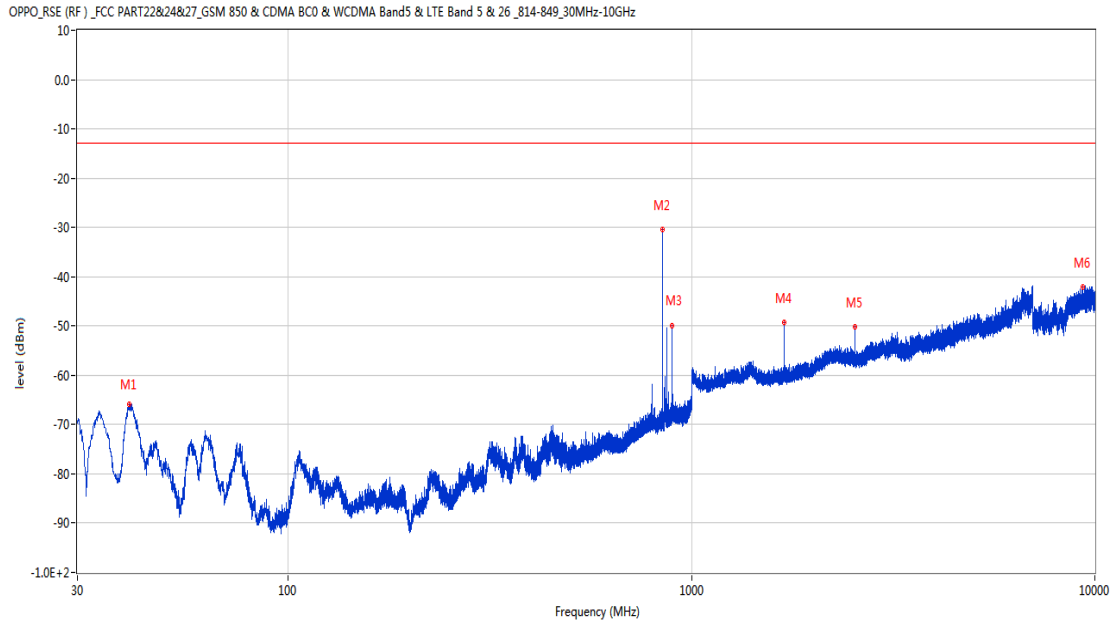
Frequency (MHz)	Result (dBm)	Factor (dB)	PK Limit (dBm)	Over Limit (dB)	Table (o)	ANT	EUT	Verdict
31.358	-67.35	-18.48	-13.0	-54.35	200.00	Horizontal	Horizontal	Pass
848.825	-36.36	2.47	-13.0	-23.36	133.00	Horizontal	Horizontal	N/A
893.737	-47.46	3.53	-13.0	-34.46	283.00	Horizontal	Horizontal	N/A
1698.100	-46.60	-5.63	-13.0	-33.60	181.00	Horizontal	Horizontal	Pass
2546.800	-38.94	-1.29	-13.0	-25.94	121.00	Horizontal	Horizontal	Pass
9393.401	-42.36	15.64	-13.0	-29.36	134.00	Horizontal	Horizontal	Pass

RSE-H&V GSM 850 CH251



Frequency (MHz)	Result (dBm)	Factor (dB)	PK Limit (dBm)	Over Limit (dB)	Table (o)	ANT	EUT	Verdict
31.164	-68.39	-18.97	-13.0	-55.39	174.00	Horizontal	Vertical	Pass
848.825	-37.49	2.47	-13.0	-24.49	6.00	Horizontal	Vertical	N/A
893.785	-47.34	3.53	-13.0	-34.34	276.00	Horizontal	Vertical	N/A
1698.100	-46.96	-5.63	-13.0	-33.96	157.00	Horizontal	Vertical	Pass
2546.800	-49.92	-1.29	-13.0	-36.92	65.00	Horizontal	Vertical	Pass
9110.950	-41.88	14.99	-13.0	-28.88	0.00	Horizontal	Vertical	Pass

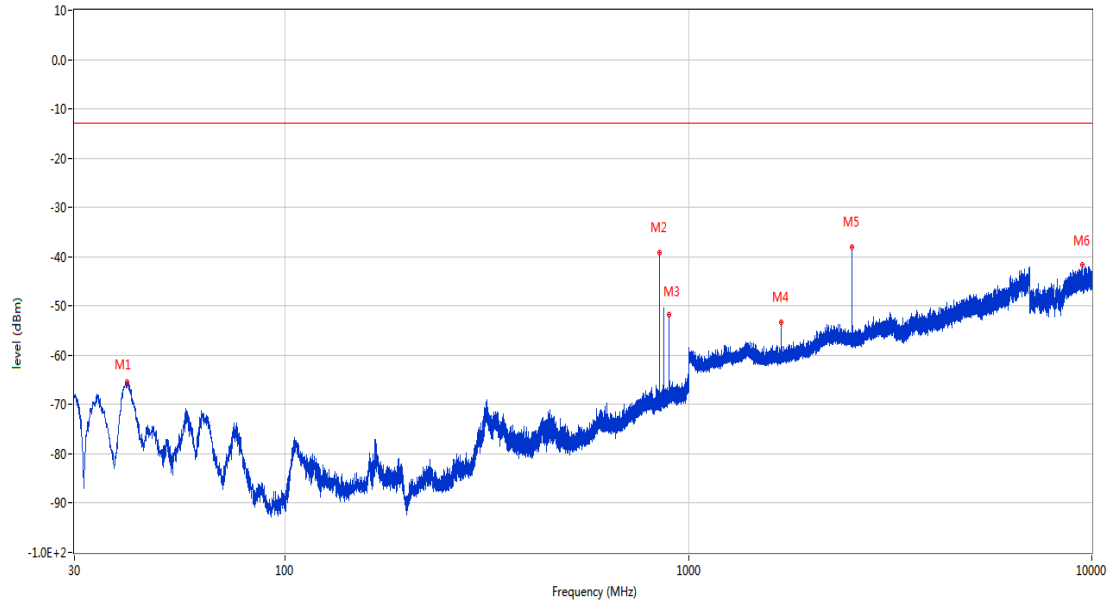
RSE-V&V GSM 850 CH251



Frequency (MHz)	Result (dBm)	Factor (dB)	PK Limit (dBm)	Over Limit (dB)	Table (o)	ANT	EUT	Verdict
40.331	-65.77	-18.34	-13.0	-52.77	65.00	Vertical	Vertical	Pass
848.874	-30.45	2.46	-13.0	-17.45	115.00	Vertical	Vertical	N/A
893.737	-50.05	3.53	-13.0	-37.05	298.00	Vertical	Vertical	N/A
1698.000	-49.36	-5.63	-13.0	-36.36	0.00	Vertical	Vertical	Pass
2546.700	-50.13	-1.29	-13.0	-37.13	61.00	Vertical	Vertical	Pass
9328.600	-42.18	15.47	-13.0	-29.18	290.00	Vertical	Vertical	Pass

RSE-V&H GSM 850 CH251

OPPO_RSE (RF) _ FCC PART22&24&27_GSM 850 & CDMA BC0 & WCDMA Band5 & LTE Band 5 & 26_814-849_30MHz-10GHz

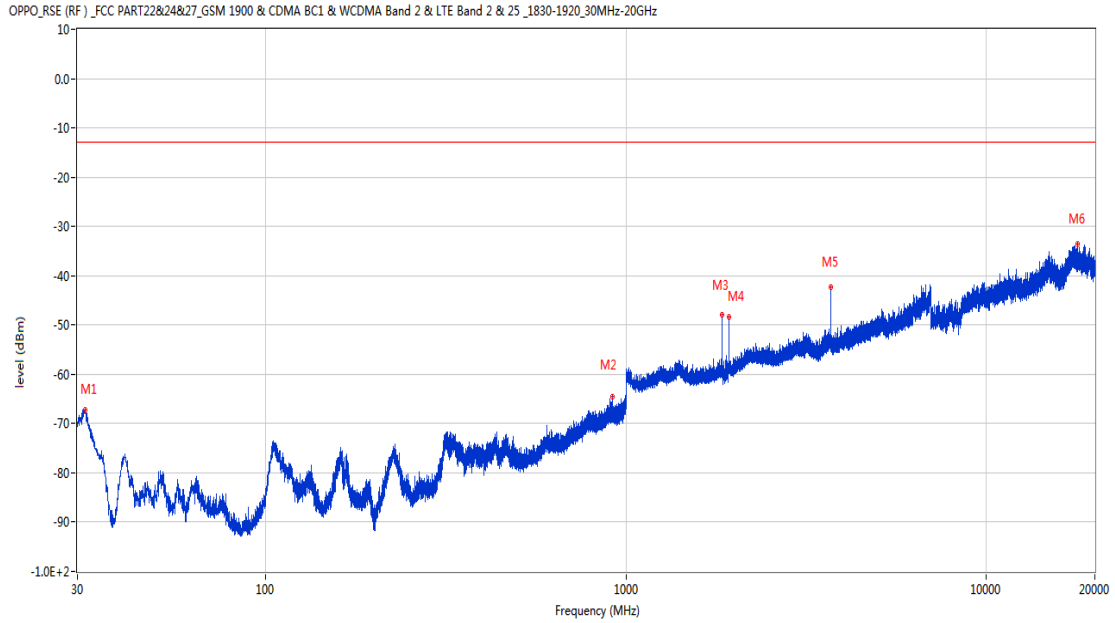


Frequency (MHz)	Result (dBm)	Factor (dB)	PK Limit (dBm)	Over Limit (dB)	Table (o)	ANT	EUT	Verdict
40.428	-65.52	-18.27	-13.0	-52.52	84.00	Vertical	Horizontal	Pass
848.874	-39.06	2.46	-13.0	-26.06	183.00	Vertical	Horizontal	N/A
893.737	-51.66	3.53	-13.0	-38.66	297.00	Vertical	Horizontal	N/A
1697.900	-53.25	-5.63	-13.0	-40.25	309.00	Vertical	Horizontal	Pass
2546.600	-38.02	-1.29	-13.0	-25.02	128.00	Vertical	Horizontal	Pass
9461.650	-41.71	16.49	-13.0	-28.71	0.00	Vertical	Horizontal	Pass

15 GSM 1900

15.1 GSM 1900 Low Channel

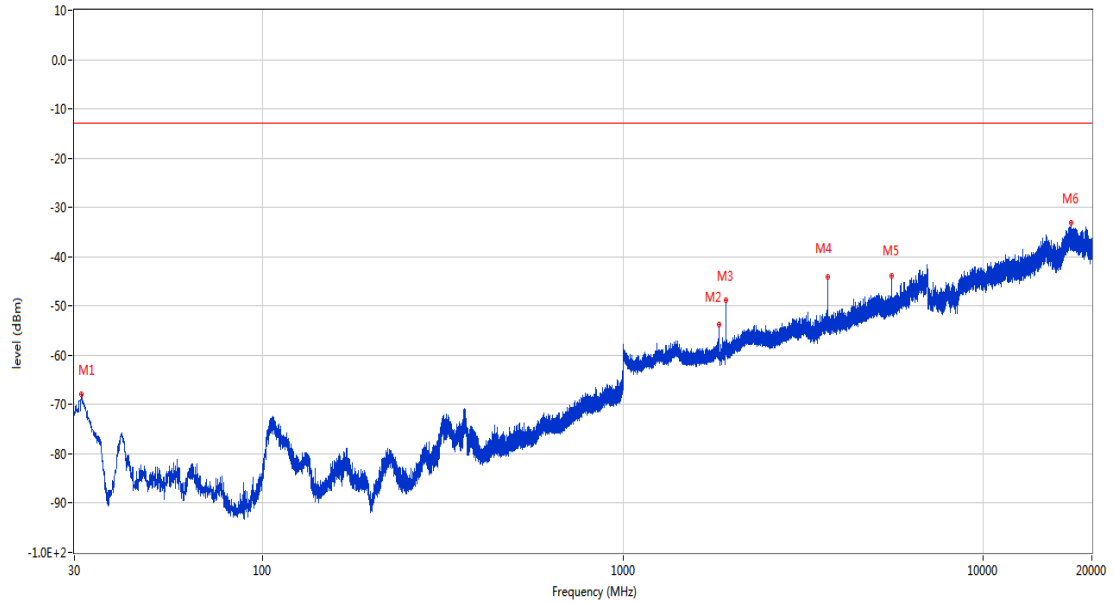
RSE-H&H GSM 1900 CH512



Frequency (MHz)	Result (dBm)	Factor (dB)	PK Limit (dBm)	Over Limit (dB)	Table (o)	ANT	EUT	Verdict
31.503	-67.30	-18.08	-13.0	-54.30	184.00	Horizontal	Horizontal	Pass
918.956	-64.61	3.43	-13.0	-51.61	61.00	Horizontal	Horizontal	Pass
1850.800	-48.00	-4.39	-13.0	-35.00	168.00	Horizontal	Horizontal	N/A
1930.600	-48.47	-3.80	-13.0	-35.47	220.00	Horizontal	Horizontal	N/A
3700.800	-42.32	4.96	-13.0	-29.32	322.00	Horizontal	Horizontal	Pass
17862.339	-33.45	22.12	-13.0	-20.45	360.00	Horizontal	Horizontal	Pass

RSE-H&V GSM 1900 CH512

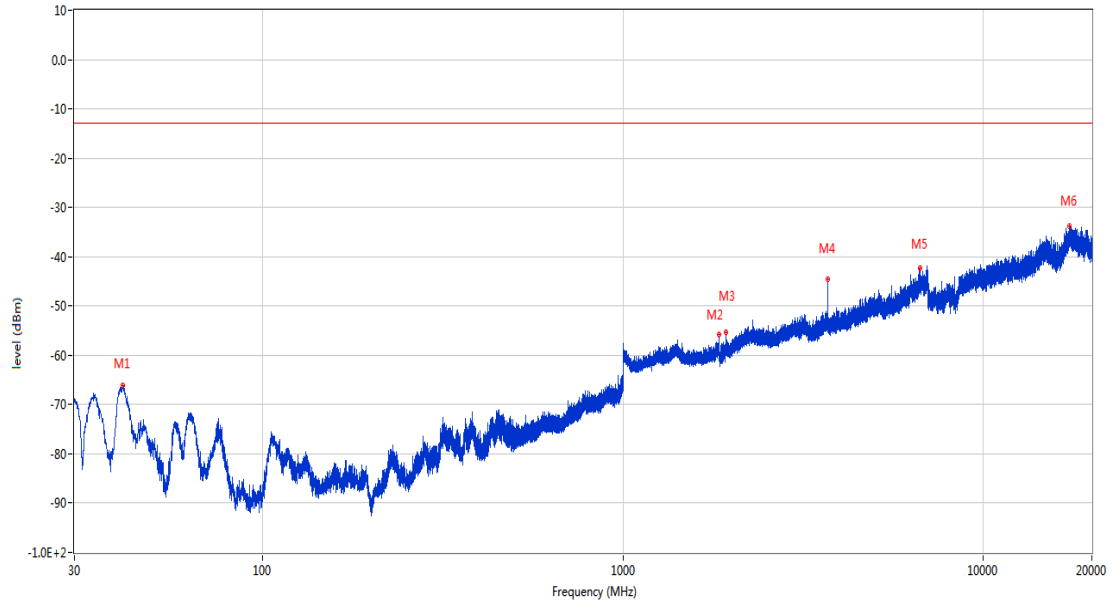
OPPO_RSE (RF) _FCC PART22&24&27_GSM 1900 & CDMA BC1 & WCDMA Band 2 & LTE Band 2 & 25_1830-1920_30MHz-20GHz



Frequency (MHz)	Result (dBm)	Factor (dB)	PK Limit (dBm)	Over Limit (dB)	Table (o)	ANT	EUT	Verdict
31.358	-67.82	-18.45	-13.0	-54.82	141.00	Horizontal	Vertical	Pass
1850.700	-53.70	-4.40	-13.0	-40.70	180.00	Horizontal	Vertical	N/A
1930.600	-48.93	-3.80	-13.0	-35.93	230.00	Horizontal	Vertical	N/A
3701.000	-44.04	4.95	-13.0	-31.04	194.00	Horizontal	Vertical	Pass
5551.200	-43.81	7.50	-13.0	-30.81	30.00	Horizontal	Vertical	Pass
17480.262	-33.16	21.69	-13.0	-20.16	39.00	Horizontal	Vertical	Pass

RSE-V&V GSM 1900 CH512

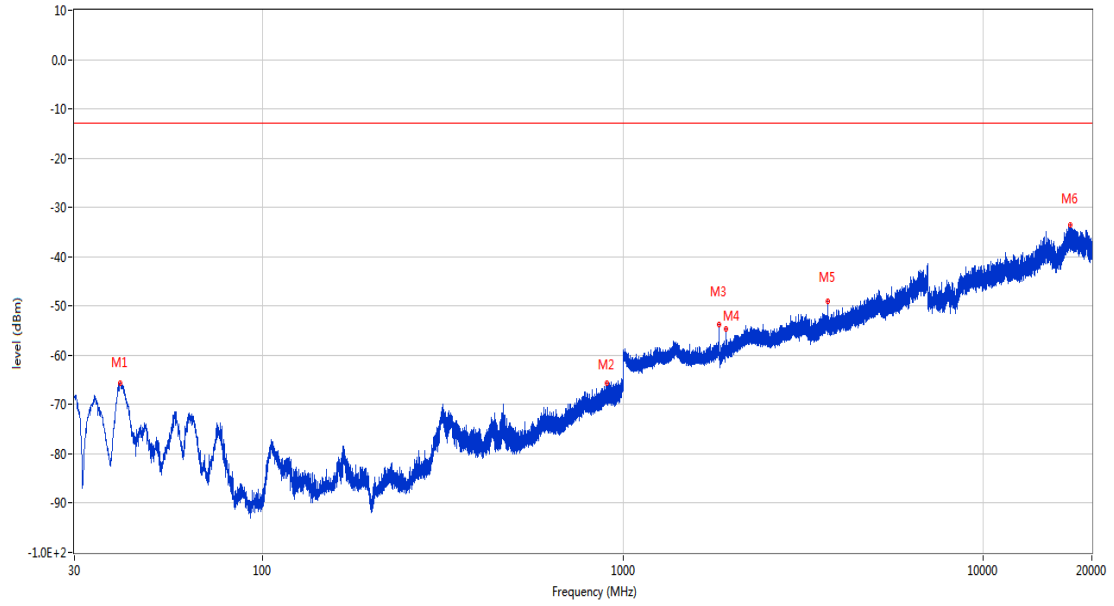
OPPO_RSE (RF) _ FCC PART22&24&27_GSM 1900 & CDMA BC1 & WCDMA Band 2 & LTE Band 2 & 25_1830-1920_30MHz-20GHz



Frequency (MHz)	Result (dBm)	Factor (dB)	PK Limit (dBm)	Over Limit (dB)	Table (o)	ANT	EUT	Verdict
40.767	-66.11	-18.04	-13.0	-53.11	68.00	Vertical	Vertical	Pass
1850.400	-55.70	-4.40	-13.0	-42.70	18.00	Vertical	Vertical	N/A
1930.600	-55.42	-3.80	-13.0	-42.42	340.00	Vertical	Vertical	N/A
3700.600	-44.66	4.97	-13.0	-31.66	213.00	Vertical	Vertical	Pass
6685.400	-42.37	12.05	-13.0	-29.37	359.00	Vertical	Vertical	Pass
17329.099	-33.75	21.08	-13.0	-20.75	338.00	Vertical	Vertical	Pass

RSE-V&H GSM 1900 CH512

OPPO_RSE (RF) _ FCC PART22&24&27_GSM 1900 & CDMA BC1 & WCDMA Band 2 & LTE Band 2 & 25_1830-1920_30MHz-20GHz

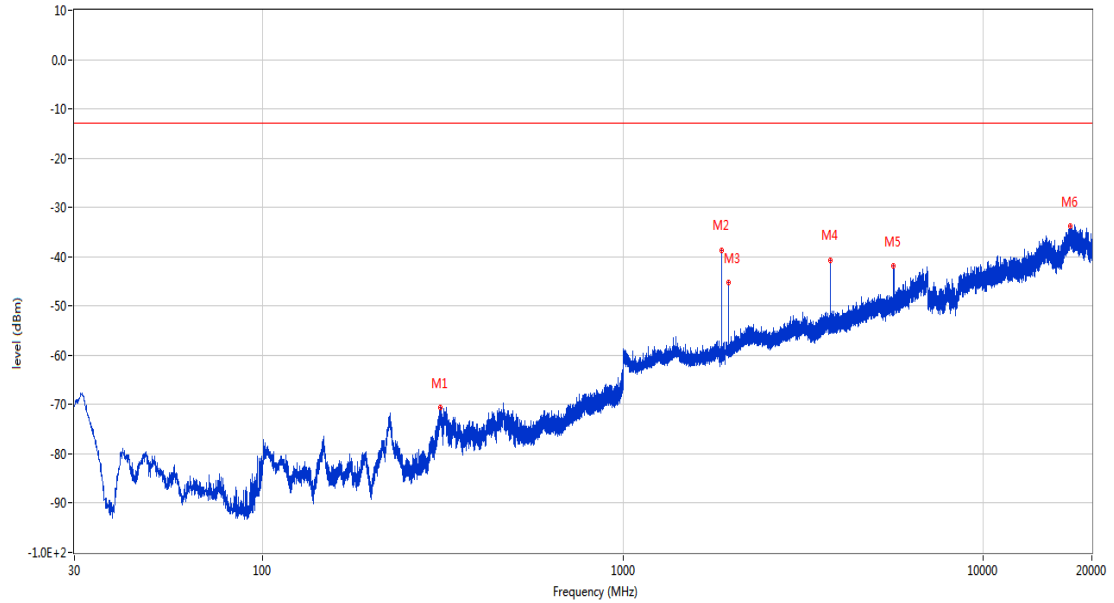


Frequency (MHz)	Result (dBm)	Factor (dB)	PK Limit (dBm)	Over Limit (dB)	Table (o)	ANT	EUT	Verdict
40.282	-65.68	-18.41	-13.0	-52.68	74.00	Vertical	Horizontal	Pass
901.594	-65.69	3.52	-13.0	-52.69	194.00	Vertical	Horizontal	Pass
1850.600	-53.74	-4.40	-13.0	-40.74	69.00	Vertical	Horizontal	N/A
1930.600	-54.74	-3.80	-13.0	-41.74	222.00	Vertical	Horizontal	N/A
3700.800	-49.14	4.96	-13.0	-36.14	49.00	Vertical	Horizontal	Pass
17417.550	-33.59	22.66	-13.0	-20.59	167.00	Vertical	Horizontal	Pass

15.2 GSM 1900 Middle Channel

RSE-H&H GSM 1900 CH661

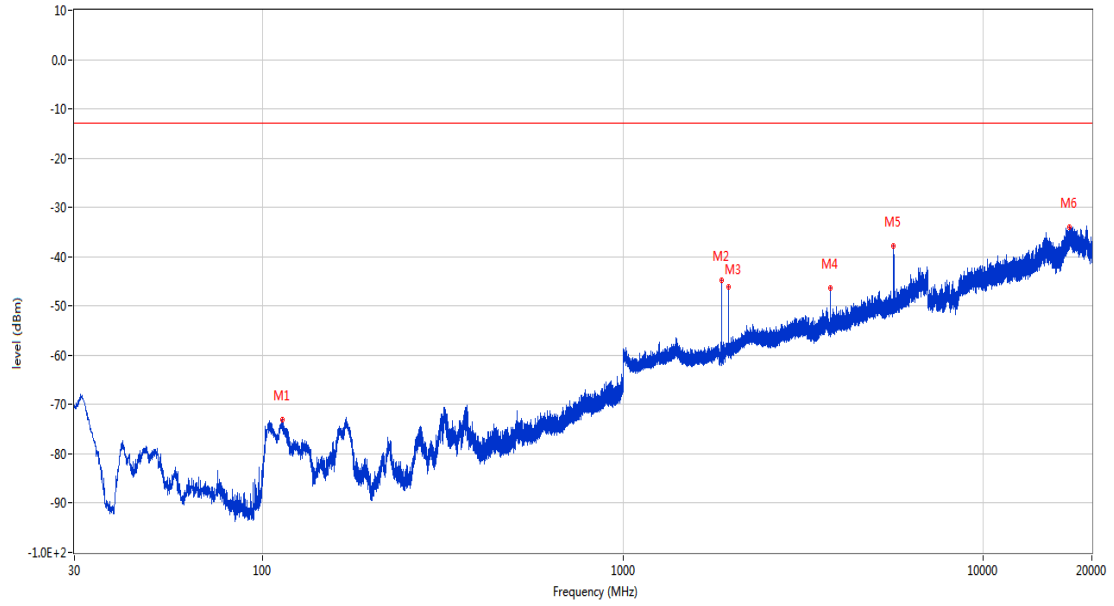
OPPO_RSE (RF) _FCC PART22&24&27_GSM 1900 & CDMA BC1 & WCDMA Band 2 & LTE Band 2 & 25_1830-1920_30MHz-20GHz



Frequency (MHz)	Result (dBm)	Factor (dB)	PK Limit (dBm)	Over Limit (dB)	Table (o)	ANT	EUT	Verdict
311.785	-70.67	-11.99	-13.0	-57.67	286.00	Horizontal	Horizontal	Pass
1880.300	-38.75	-4.03	-13.0	-25.75	174.00	Horizontal	Horizontal	N/A
1960.600	-45.31	-4.69	-13.0	-32.31	199.00	Horizontal	Horizontal	N/A
3760.400	-40.78	3.71	-13.0	-27.78	325.00	Horizontal	Horizontal	Pass
5640.400	-41.76	7.16	-13.0	-28.76	0.00	Horizontal	Horizontal	Pass
17471.562	-33.83	21.72	-13.0	-20.83	103.00	Horizontal	Horizontal	Pass

RSE-H&V GSM 1900 CH661

OPPO_RSE (RF) _ FCC PART22&24&27_GSM 1900 & CDMA BC1 & WCDMA Band 2 & LTE Band 2 & 25_1830-1920_30MHz-20GHz



Frequency (MHz)	Result (dBm)	Factor (dB)	PK Limit (dBm)	Over Limit (dB)	Table (o)	ANT	EUT	Verdict
113.371	-73.13	-20.74	-13.0	-60.13	6.00	Horizontal	Vertical	Pass
1880.300	-44.89	-4.03	-13.0	-31.89	359.00	Horizontal	Vertical	N/A
1960.500	-46.13	-4.69	-13.0	-33.13	162.00	Horizontal	Vertical	N/A
3760.600	-46.39	3.73	-13.0	-33.39	285.00	Horizontal	Vertical	Pass
5640.200	-37.83	7.15	-13.0	-24.83	34.00	Horizontal	Vertical	Pass
17300.464	-33.99	21.14	-13.0	-20.99	210.00	Horizontal	Vertical	Pass