

FCC

RF

TEST REPORT

ISSUED BY
Shenzhen BALUN Technology Co., Ltd.




FOR
Mobile Phone

ISSUED TO
Realme Chongqing Mobile Telecommunications Corp., Ltd.
No.178 Yulong Avenue, Yufengshan, Yubei District, Chongqing, China.



Prepared by: Ye Hongji
 Date: Dec. 30, 2020

Approved by: Wei Yanquan
 (Chief Engineer)
 Date: Dec. 30, 2020



Report No.: BL-SZ20C0188-604
 EUT Name: Mobile Phone
 Model Name: RMX2156
 Brand Name: realme
 Test Standard: 47 CFR Part 15 Subpart E
 FCC ID: 2AUYFRMX2156

Test Conclusion: Pass
 Test Date: Jul. 09, 2020 ~ Jul. 28, 2020
 Date of Issue: Dec. 30, 2020

NOTE: This test report of test results only related to testing samples, which can be duplicated completely for the legal use with the approval of the applicant; it shall not be reproduced except in full, without the written approval of Shenzhen BALUN Technology Co., Ltd. Any objections should be raised within thirty days from the date of issue. To validate the report, please contact us.

Revision History

<u>Version</u>	<u>Issue Date</u>	<u>Revisions Content</u>
<u>Rev. 01</u>	<u>Dec. 30, 2020</u>	<u>Initial Issue</u>

TABLE OF CONTENTS

1	ADMINISTRATIVE DATA (GENERAL INFORMATION)	4
1.1	Identification of the Testing Laboratory	4
1.2	Identification of the Responsible Testing Location	4
1.3	Laboratory Condition	4
1.4	Announce	4
2	PRODUCT INFORMATION	5
2.1	Applicant	5
2.2	Manufacturer	5
2.3	Factory	5
2.4	General Description for Equipment under Test (EUT)	5
2.5	Technical Information	6
2.6	Additional Instructions	7
2.7	Channel List	10
3	SUMMARY OF TEST RESULTS	13
3.1	Test Standards	13
3.2	Verdict	13
4	GENERAL TEST CONFIGURATIONS	14
4.1	Test Environments	14
4.2	Test Equipment List	14
4.3	Measurement Uncertainty	15
4.4	Description of Test Setup	16
5	TEST ITEMS	19
5.1	RF Output Power	19
5.2	Emission Bandwidth and 6 dB Bandwidth	20
5.3	Power Spectral density (PSD)	21
5.4	Conducted Emission	22
5.5	Radiated Spurious Emissions and Band Edge (Restricted-band)	23

ANNEX A	TEST RESULT	28
A.1	RF Output Power	28
A.2	Emission Bandwidth & 99% Bandwidth	30
A.3	6 dB Bandwidth	32
A.4	Power Spectral Density	33
A.5	Conducted Emissions	35
A.6	Radiated Spurious Emissions and Band Edge (Restricted-band).....	37
ANNEX B	TEST SETUP PHOTOS	112
ANNEX C	EUT EXTERNAL PHOTOS	112
ANNEX D	EUT INTERNAL PHOTOS	112

1 ADMINISTRATIVE DATA (GENERAL INFORMATION)

1.1 Identification of the Testing Laboratory

Company Name	Shenzhen BALUN Technology Co., Ltd.
Address	Block B, 1st FL, Baisha Science and Technology Park, Shahe Xi Road, Nanshan District, Shenzhen, Guangdong Province, P. R. China
Phone Number	+86 755 6685 0100

1.2 Identification of the Responsible Testing Location

Test Location	Shenzhen BALUN Technology Co., Ltd.
Address	Block B, 1st FL, Baisha Science and Technology Park, Shahe Xi Road, Nanshan District, Shenzhen, Guangdong Province, P. R. China
Description	All measurement facilities used to collect the measurement data are located at Block B, FL 1, Baisha Science and Technology Park, Shahe Xi Road, Nanshan District, Shenzhen, Guangdong Province, P. R. China 518055

1.3 Laboratory Condition

Ambient Temperature	20°C to 25°C
Ambient Relative Humidity	45% to 55%
Ambient Pressure	100 kPa to 102 kPa

1.4 Announce

- (1) The test report reference to the report template version v4.4.
- (2) The test report is invalid if not marked with the signatures of the persons responsible for preparing and approving the test report.
- (3) The test report is invalid if there is any evidence and/or falsification.
- (4) The results documented in this report apply only to the tested sample, under the conditions and modes of operation as described herein.
- (5) This document may not be altered or revised in any way unless done so by BALUN and all revisions are duly noted in the revisions section.
- (6) Content of the test report, in part or in full, cannot be used for publicity and/or promotional purposes without prior written approval from the laboratory.
- (7) The laboratory is only responsible for the data released by the laboratory, except for the part provided by the applicant.

2 PRODUCT INFORMATION

2.1 Applicant

Applicant	Realme Chongqing Mobile Telecommunications Corp., Ltd.
Address	No.178 Yulong Avenue, Yufengshan, Yubei District, Chongqing, China.

2.2 Manufacturer

Manufacturer	Realme Chongqing Mobile Telecommunications Corp., Ltd.
Address	No.178 Yulong Avenue, Yufengshan, Yubei District, Chongqing, China.

2.3 Factory

Factory	Realme Chongqing Mobile Telecommunications Corp., Ltd.
Address	No.178 Yulong Avenue, Yufengshan, Yubei District, Chongqing, China.

2.4 General Description for Equipment under Test (EUT)

EUT Name	Mobile Phone
Model Name Under Test	RMX2156
Series Model Name	N/A
Description of Model name differentiation	N/A
Serial Number	N/A
Hardware Version	V4
Software Version	realme UI1.0
Dimensions (Approx.)	162.35*75.46*9.45mm
Weight (Approx.)	198g

2.5 Technical Information

Network and Wireless connectivity	2G Network GSM/GPRS/EDGE 850/1900 MHz 3G Network WCDMA/HSDPA/HSUPA/HSPA+/DC-HSDPA Band 2/4/5 4G Network FDD LTE Band 2/4/5/7 TDD LTE Band 38/41 Bluetooth 5.0 (BR+EDR+BLE) 2.4G WIFI 802.11b, 802.11g, 802.11n(HT20/40) 5G WIFI 802.11a, 802.11n(HT20/40) and 802.11ac(VHT20/40/80) Band 1/2A/2C/3, GPS, GLONASS, BDS, NFC
-----------------------------------	---

The requirement for the following technical information of the EUT was tested in this report:

Frequency Range	Band I: 5150 MHz to 5250 MHz, Band II: 5250 MHz to 5350 MHz, Band III: 5470 MHz to 5725 MHz Band IV: 5725 MHz to 5850 MHz
Product Type	<input type="checkbox"/> Mobile <input checked="" type="checkbox"/> Portable <input type="checkbox"/> Fix Location
Modulation technology	OFDM
Modulation Type	256QAM, 64QAM, 16QAM, BPSK, QPSK
Product Type	Portable for FCC standard
Transfer Rate (Mbps) (Single RF path)	802.11a: 54/ 48/ 36/ 24/ 18/ 12/ 9/ 6 Mbps 802.11n: up to 150 Mbps 802.11ac: up to VHT-MCS9
Channel Bandwidth	802.11a: 20 MHz 802.11n: 20 MHz, 40 MHz 802.11ac: 20 MHz, 40 MHz, 80 MHz
Maximum Output Power	Band I: 17.34 dBm Band II: 17.31 dBm Band III: 17.32 dBm Band IV: 15.56 dBm
Antenna System (eg., MIMO, Smart Antenna)	N/A
Categorization as Correlated or Completely Uncorrelated	N/A
Antenna Type	PIFA Antenna
Antenna Gain	-3 dBi (In test items related to antenna gain, the final results reflect this figure. This value is provided by the applicant.)
About the Product	The equipment is Mobile Phone, intended for used with information technology equipment.

2.6 Additional Instructions

EUT Software Settings:

Mode	<input checked="" type="checkbox"/> Special software is used. The software provided by client to enable the EUT under transmission condition continuously at specific channel frequencies individually.
------	--

During testing, Channel and Power Controlling Software provided by the customer was used to control the operating channel as well as the output power level. The RF output power selection is for the setting of RF output power expected by the customer and is going to be fixed on the firmware of the final end product.

Test Software Version	***#3646633#**
-----------------------	----------------

Band I (5150 - 5250 MHz) Power level setup in software			
Mode	Channel	Frequency (MHz)	Soft Set
11a	CH36	5180	16.00
11a	CH44	5220	16.50
11a	CH48	5240	16.50
11n (HT20)	CH36	5180	14.00
11n (HT20)	CH44	5220	14.00
11n (HT20)	CH48	5240	14.00
11n (HT40)	CH38	5190	12.00
11n (HT40)	CH46	5230	13.00
11ac (VHT20)	CH36	5180	13.00
11ac (VHT20)	CH44	5220	13.00
11ac (VHT20)	CH48	5240	13.00
11ac (VHT40)	CH38	5190	11.00
11ac (VHT40)	CH46	5230	11.00
11ac (VHT80)	CH42	5210	10.00

Band II (5250 - 5350 MHz) Power level setup in software			
Mode	Channel	Frequency (MHz)	Soft Set
11a	CH52	5260	16.50
11a	CH60	5300	16.50
11a	CH64	5320	15.00
11n (HT20)	CH52	5260	14.00
11n (HT20)	CH60	5300	14.00
11n (HT20)	CH64	5320	14.00
11n (HT40)	CH54	5270	13.00
11n (HT40)	CH62	5310	12.00
11ac (VHT20)	CH52	5260	13.00
11ac (VHT20)	CH60	5300	13.00
11ac (VHT20)	CH64	5320	13.00
11ac (VHT40)	CH54	5270	11.00
11ac (VHT40)	CH62	5310	10.50
11ac (VHT80)	CH58	5290	10.00

Band III (5470 - 5725 MHz) Power level setup in software			
Mode	Channel	Frequency (MHz)	Soft Set
11a	CH100	5500	14.00
11a	CH116	5580	16.50
11a	CH140	5700	13.50
11n (HT20)	CH100	5500	14.00
11n (HT20)	CH116	5580	14.00
11n (HT20)	CH140	5700	14.00
11n (HT40)	CH102	5510	12.00
11n (HT40)	CH118	5590	13.00
11n (HT40)	CH134	5670	13.00
11ac (VHT20)	CH100	5500	13.00
11ac (VHT20)	CH116	5580	13.00
11ac (VHT20)	CH140	5700	13.00
11ac (VHT40)	CH102	5510	11.00
11ac (VHT40)	CH118	5590	11.00
11ac (VHT40)	CH134	5670	11.00
11ac (VHT80)	CH106	5530	10.00
11ac (VHT80)	CH122	5610	10.00

Band IV (5725 - 5850 MHz) Power level setup in software			
Mode	Channel	Frequency (MHz)	Soft Set
11a	CH149	5745	14.00
11a	CH157	5785	14.00
11a	CH165	5825	14.00
11n (HT20)	CH149	5745	14.00
11n (HT20)	CH157	5785	14.00
11n (HT20)	CH165	5825	14.00
11n (HT40)	CH149	5745	13.00
11n (HT40)	CH157	5785	13.00
11ac (VHT20)	CH149	5745	13.00
11ac (VHT20)	CH157	5785	13.00
11ac (VHT20)	CH165	5825	13.00
11ac (VHT40)	CH149	5745	11.00
11ac (VHT40)	CH157	5785	11.00
11ac (VHT80)	CH155	5775	10.00



2.7 Channel List

20 MHz		40 MHz		80 MHz	
Channel Number	Frequency (MHz)	Channel Number	Frequency (MHz)	Channel Number	Frequency (MHz)
36	5180	38	5190	42	5210
40	5200	46	5230	58	5290
44	5220	54	5270	106	5530
48	5240	62	5310	122	5610
52	5260	102	5510	155	5775
56	5280	110	5550		
60	5300	118	5590		
64	5320	134	5670		
100	5500	142	5710		
104	5520	151	5755		
108	5540	159	5795		
112	5560				
116	5580				
132	5660				
136	5680				
140	5700				
144	5720				
149	5745				
153	5765				
157	5785				
161	5805				
165	5825				

Note: Until further notice, devices subject to this section shall not be capable of transmitting in the band 5600-5650 MHz. This restriction is for the protection of weather radars operating in this band.

The Lowest frequency, the middle frequency and the highest frequency of channel were selected to perform the test, and the selected channel see below:

For 802.11a/n(HT20)/ac(VHT20)

Band I (5150 - 5250 MHz)			Band II (5250 - 5350 MHz)		
Channel Number	Channel	Frequency (MHz)	Channel Number	Channel	Frequency (MHz)
36	Low	5180	52	Low	5260
44	Mid	5220	60	Mid	5300
48	High	5240	64	High	5320

Band III (5470 - 5725 MHz)			Band IV (5725 - 5850 MHz)		
Channel Number	Channel	Frequency (MHz)	Channel Number	Channel	Frequency (MHz)
100	Low	5500	149	Low	5745
116	Mid	5580	157	Mid	5785
140	High	5700	165	High	5825

For 802.11n(HT40)/ac(VHT40)

Band I (5150 - 5250 MHz)			Band II (5250 - 5350 MHz)		
Channel Number	Channel	Frequency (MHz)	Channel Number	Channel	Frequency (MHz)
38	Low	5190	54	Low	5270
46	High	5230	62	High	5310

Band III (5150 - 5250 MHz)			Band IV (5725 - 5850 MHz)		
Channel Number	Channel	Frequency (MHz)	Channel Number	Channel	Frequency (MHz)
102	Low	5510	151	Low	5755
118	Mid	5590	159	High	5795
134	High	5670			

For 802.11ac(VHT80)

Band I (5150 - 5250 MHz)			Band II (5250 - 5350 MHz)		
Channel Number	Channel	Frequency (MHz)	Channel Number	Channel	Frequency (MHz)
42	Mid	5210	58	Mid	5290

Band III (5470 - 5725 MHz)			Band IV (5725 - 5850 MHz)		
Channel Number	Channel	Frequency (MHz)	Channel Number	Channel	Frequency (MHz)
106	Low	5530	155	Mid	5775
122	High	5610			

Note: Preliminary tests were performed in different data rate in above table to find the worst radiated emission. The data rate shown in the table below is the worst-case rate with respect to the specific test item. Investigation has been done on all the possible configurations for searching the worst cases. The following table is a list of the test modes shown in this test report.

Test Items	Mode	Data Rate	Modulation Type	Band I	Band II	Band III	Band IV
				Channel	Channel	Channel	Channel
RF Output Power	11a	6	BPSK	48/44/36	64/60/52	140/116/100	165/157/149
	11n(20 MHz)	6.5		48/44/36	64/60/52	140/116/100	165/157/149
	11n(40 MHz)	13.5		46/38	62/54	134/118/102	159/151
	11ac(20 MHz)	6.5		48/44/36	64/60/52	140/116/100	165/157/149
	11ac(40 MHz)	13.5		46/38	62/54	134/118/102	159/151
	11ac(80 MHz)	29.3		42	58	122/106	155
Emission Bandwidth & 99% Occupied Bandwidth	11a	6	BPSK	48/44/36	64/60/52	140/116/100	165/157/149
	11n(20 MHz)	6.5		48/44/36	64/60/52	140/116/100	165/157/149
	11n(40 MHz)	13.5		46/38	62/54	134/118/102	159/151
	11ac(20 MHz)	6.5		48/44/36	64/60/52	140/116/100	165/157/149
	11ac(40 MHz)	13.5		46/38	62/54	134/118/102	159/151
	11ac(80 MHz)	29.3		42	58	122/106	155
6 dB bandwidth	11a	6	BPSK	N/A	N/A	N/A	165/157/149
	11n(20 MHz)	6.5		N/A	N/A	N/A	165/157/149
	11n(40 MHz)	13.5		N/A	N/A	N/A	159/151
	11ac(20 MHz)	6.5		N/A	N/A	N/A	165/157/149
	11ac(40 MHz)	13.5		N/A	N/A	N/A	159/151
	11ac(80 MHz)	29.3		N/A	N/A	N/A	155
Power Spectral Density	11a	6	BPSK	48/44/36	64/60/52	140/116/100	165/157/149
	11n(20 MHz)	6.5		48/44/36	64/60/52	140/116/100	165/157/149
	11n(40 MHz)	13.5		46/38	62/54	134/118/102	159/151
	11ac(20 MHz)	6.5		48/44/36	64/60/52	140/116/100	165/157/149
	11ac(40 MHz)	13.5		46/38	62/54	134/118/102	159/151
	11ac(80 MHz)	29.3		42	58	122/106	155
Radiated Spurious Emissions	11a	6	BPSK	48/44/36	64/60/52	140/116/100	165/157/149
	11n(20 MHz)	6.5		48/44/36	64/60/52	140/116/100	165/157/149
	11n(40 MHz)	13.5		46/38	62/54	134/118/102	159/151
	11ac(20 MHz)	6.5		48/44/36	64/60/52	140/116/100	165/157/149
	11ac(40 MHz)	13.5		46/38	62/54	134/118/102	159/151
	11ac(80 MHz)	29.3		42	58	122/106	155
Band Edge (Restricted -band)	11a	6	BPSK	48/44/36	64/60/52	140/116/100	165/157/149
	11n(20 MHz)	6.5		48/44/36	64/60/52	140/116/100	165/157/149
	11n(40 MHz)	13.5		46/38	62/54	134/118/102	159/151
	11ac(20 MHz)	6.5		48/44/36	64/60/52	140/116/100	165/157/149
	11ac(40 MHz)	13.5		46/38	62/54	134/118/102	159/151
	11ac(80 MHz)	29.3		42	58	122/106	155

3 SUMMARY OF TEST RESULTS

3.1 Test Standards

No.	Identity	Document Title
1	47 CFR Part 15 Subpart E (10-1-16 Edition)	Unlicensed National Information Infrastructure Devices
2	KDB Publication 789033 D02v01r04	Guidelines for Compliance Testing of Unlicensed National Information Infrastructure (U-NII) Devices Part 15, Subpart E
3	ANSI C63.10-2013	American National Standard for Testing Unlicensed Wireless Devices

3.2 Verdict

No.	Description	FCC Part No.	Test Result	Verdict
1	Antenna Requirement	15.203	--	Pass ^{Note1}
2	RF Output Power	15.407(a)	ANNEX A.1	Pass
3	Emission Bandwidth & 99% Occupied Bandwidth	15.407(a)	ANNEX A.2	Pass
4	6 dB bandwidth	15.407(e)	ANNEX A.3	Pass
5	Power Spectral Density	15.407(a)	ANNEX A.4	Pass
6	Conducted Emission	15.207	ANNEX A.5	Pass
7	Radiated Spurious Emissions and Band Edge (Restricted-band)	15.407(b)	ANNEX A.6	Pass
8	Receiver Spurious Emissions	--	--	N/A ^{Note2}

Note¹: The EUT has a permanently and irreplaceable attached antenna, which complies with the requirement FCC 15.203.

Note²: Only radio communication receivers operating in stand-alone mode within the band 30-960 MHz, as well as scanner receivers, are subject to Industry Canada requirements, so this test is not applicable.

Note³: The only difference between the EUT (test samples in this report) and testing sample of report BL-SZ2070204-604, which was issued by Shenzhen BALUN Technology Co., Ltd. on Jul. 31, 2020 as below:

1. Updated the model name is RMX2156.
2. Updated the FCC ID to 2AUYFRMX2156.
3. Rear cameras change to 3 cameras.
4. Add alternative power adapter VC56HBUH.

And others hardware circuit and software were all the same. So all test data originate from the report BL-SZ2070204-604, which was issued by Shenzhen BALUN Technology Co., Ltd. on Jul. 31, 2020.

4 GENERAL TEST CONFIGURATIONS

4.1 Test Environments

During the measurement, the normal environmental conditions were within the listed ranges:

Relative Humidity	45% to 55%	
Atmospheric Pressure	100 kPa to 102 kPa	
Temperature	NT (Normal Temperature)	+22°C to +25°C
	LT (Low Temperature)	0°C
	HT (High Temperature)	+35°C
Working Voltage of the EUT	NV (Normal Voltage)	3.87 V
	LV (Low Voltage)	3.6 V
	HV (High Voltage)	4.45 V

4.2 Test Equipment List

Description	Manufacturer	Model	Serial No.	Cal. Date	Cal. Due
Spectrum Analyzer	ROHDE&SCHWARZ	FSV-30	103118	2020.06.08	2021.06.07
Switch Unit with OSP-B157	ROHDE&SCHWARZ	OSP120	101270	2020.06.08	2021.06.07
EMI Receiver	KEYSIGHT	N9038A	MY53220118	2020.06.09	2021.06.08
EMI Receiver	ROHDE&SCHWARZ	ESRP	101036	2020.06.09	2021.06.08
LISN	SCHWARZBECK	NSLK 8127	8127-687	2020.06.09	2021.06.08
Bluetooth Tester	ROHDE&SCHWARZ	CBT	101005	2020.06.08	2021.06.07
DC Power Supply	ROHDE&SCHWARZ	HMP2020	018141664	2020.06.08	2021.06.07
Power Splitter	KMW	DCPD-LDC	1305003215	--	--
Power Sensor	ROHDE&SCHWARZ	NRP-Z21	103971	2020.06.08	2021.06.07
Attenuator (20 dB)	KMW	ZA-S1-201	110617091	--	--
Attenuator (6 dB)	KMW	ZA-S1-61	1305003189	--	--
Temperature Chamber	AHK	SP20	1412	2020.06.10	2021.06.09
Test Antenna-Loop(9 kHz-30 MHz)	SCHWARZBECK	FMZB 1519	1519-037	2019.10.29	2021.10.28
Test Antenna-Bi-Log(30 MHz-3 GHz)	SCHWARZBECK	VULB 9163	9163-624	2019.07.02	2021.07.01
Test Antenna-Horn(1-18 GHz)	SCHWARZBECK	BBHA 9120D	9120D-1917	2019.07.02	2021.07.01
Test Antenna-Horn (18-40 GHz)	A-INFO	LB-180400KF	J211060273	2019.01.06	2021.01.05
Anechoic Chamber	RAINFORD	9m*6m*6m	N/A	2017.02.21	2022.02.20
Anechoic Chamber	EMC Electronic Co., Ltd	20.10*11.60*7.35m	N/A	2018.08.08	2021.08.07
Shielded Enclosure	ChangNing	CN-130701	130703	--	--
Signal Generator	ROHDE&SCHWARZ	SMB100A	177746	2020.06.08	2021.06.07
Power Amplifier	OPHIR RF	5225F	1037	2020.02.19	2021.02.18
Power Amplifier	OPHIR RF	5273F	1016	2020.02.19	2021.02.18
Directional Coupler	Werlantone	C5982-10	109275	N/A	N/A
Directional Coupler	Werlantone	CHP-273E	S00801z-01	N/A	N/A

Description	Manufacturer	Model	Serial No.	Cal. Date	Cal. Due
Sound Level Meter	B&K	NL-20	00844023	2019.11.12	2020.11.11
Ear Simulator	B&K	4185	2409449	2019.11.12	2020.11.11
Ear Simulator	B&K	4195	2418189	2019.11.12	2020.11.11
Audio analyzer	B&K	UPL 16	100129	2019.11.12	2020.11.11

4.3 Measurement Uncertainty

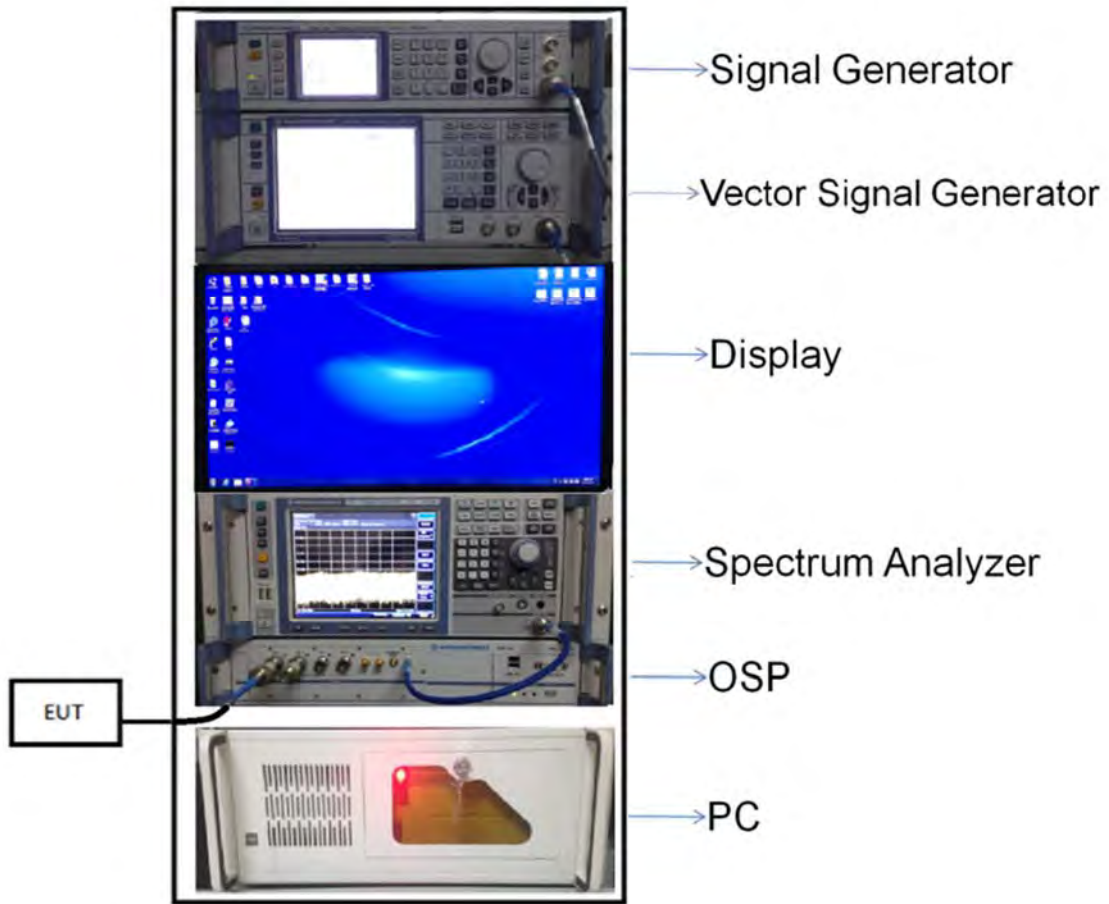
The following measurement uncertainty levels have been estimated for tests performed on the EUT as specified in CISPR 16-4-2.

This uncertainty represents an expanded uncertainty expressed at approximately the 95% confidence level using a coverage factor of $k=2$.

Measurement	Value
Occupied Channel Bandwidth	$\pm 4\%$
RF output power, conducted	± 1.4 dB
Power Spectral Density, conducted	± 2.5 dB
Unwanted Emissions, conducted	± 2.8 dB
All emissions, radiated	± 5.4 dB
Temperature	± 1 °C
Humidity	$\pm 4\%$

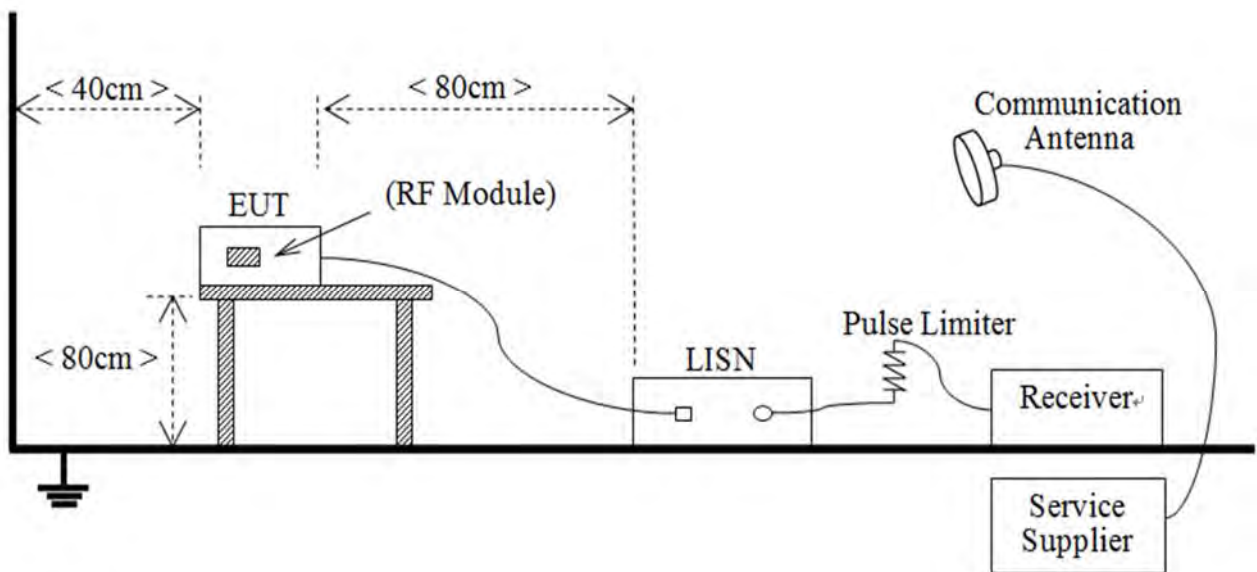
4.4 Description of Test Setup

4.4.1 For Antenna Port Test




(Diagram 1)

4.4.2 For AC Power Supply Port Test



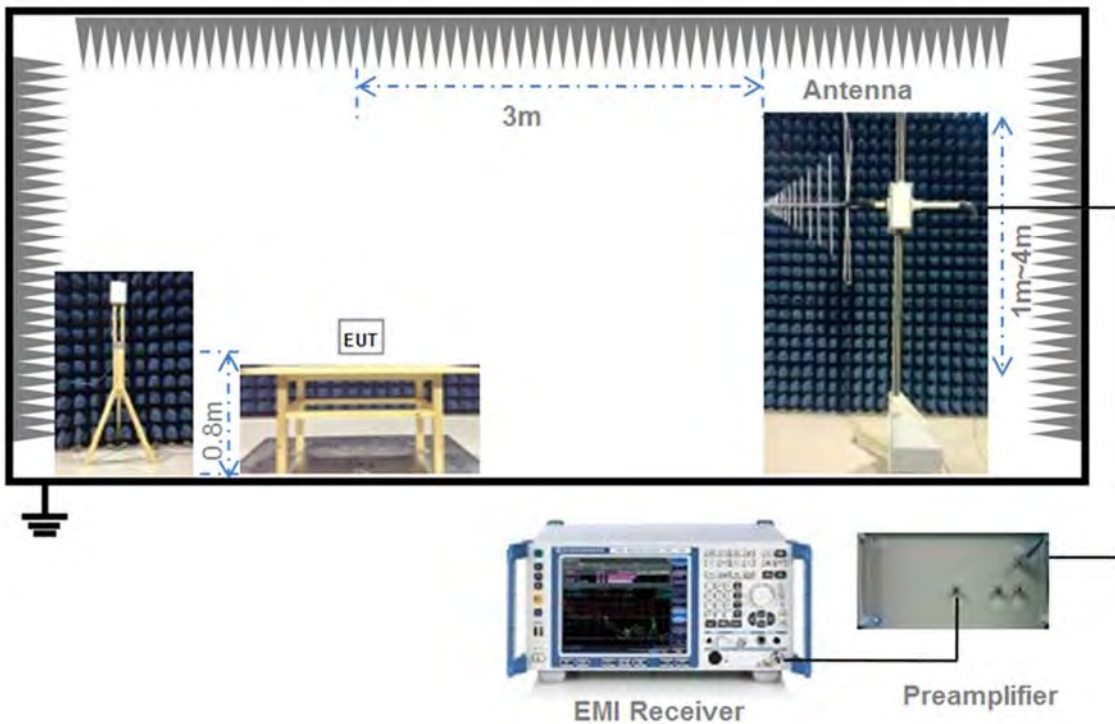
(Diagram 2)

4.4.3 For Radiated Test (Below 30 MHz)



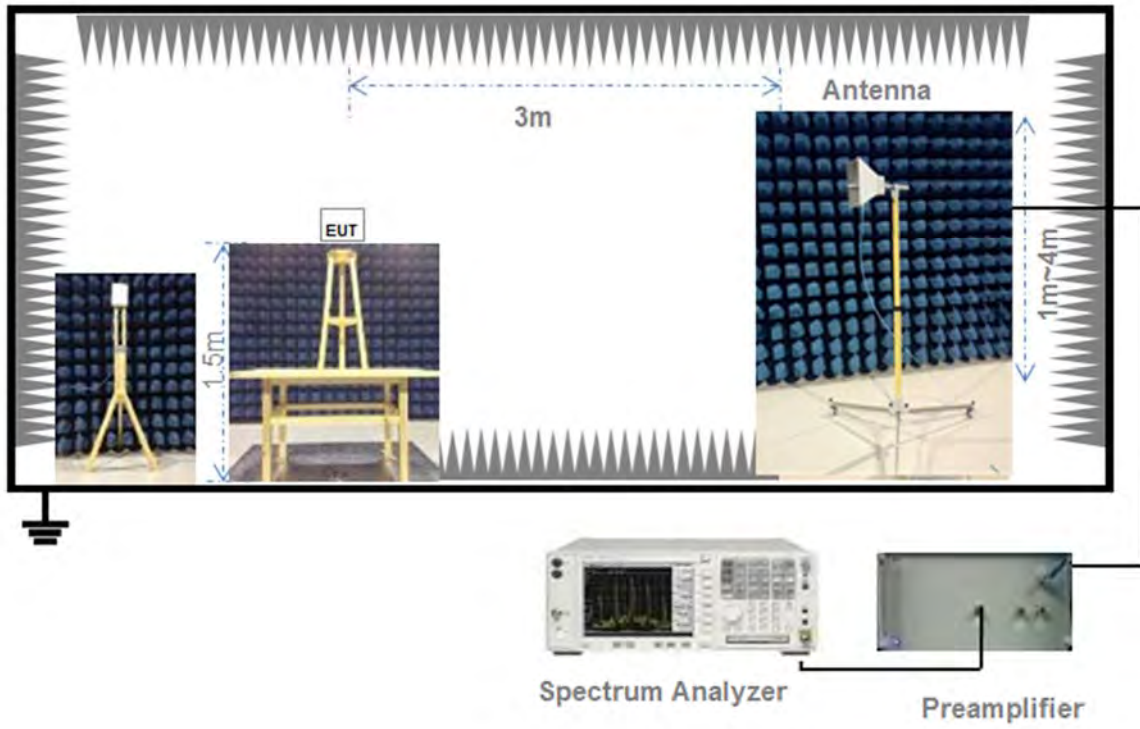
(Diagram 3)

4.4.4 For Radiated Test (30 MHz-1 GHz)



(Diagram 4)

4.4.5 For Radiated Test (Above 1 GHz)



(Diagram 5)

5 TEST ITEMS

5.1 RF Output Power

5.1.1 Test Limit

FCC §15.407(a)

The maximum conducted output power should not exceed:

Frequency Band (MHz)	Limit
5150-5250	250 mW
5250-5350	250 mW or 11 dBm + 10log B, whichever is less.
5470-5725	250 mW or 11 dBm + 10log B, whichever is less.
5725-5850	1 W
Note: Where "B" is the 26 dB emissions bandwidth in MHz.	

RSS-247, 6.2

The maximum conducted output power shall not exceed:

Frequency Band (MHz)	Limit
5150-5250	N/A
5250-5350	250 mW or 11 dBm + 10log B, whichever is less.
5470-5725	250 mW or 11 dBm + 10log B, whichever is less.
5725-5850	1 W
Note: Where "B" is the 99% emissions bandwidth in MHz.	

The maximum e.i.r.p. shall not exceed:

Frequency Band (MHz)	Limit
5150-5250	200 mW or 10 dBm + 10log B, whichever is less.
5250-5350	1W or 17 dBm + 10log B, whichever is less.
5470-5725	1W or 17 dBm + 10log B, whichever is less.
5725-5850	N/A
Note: Where "B" is the 99% emissions bandwidth in MHz.	

5.1.2 Test Setup

The section 4.4.1 (Diagram 1) test setup description was used for this test. The photo of test setup please refer to ANNEX B.

5.1.3 Test Procedure

The maximum peak conducted output power may be measured using a broadband Average RF power meter. The power meter shall have a video bandwidth that is greater than or equal to the emission bandwidth and utilize a fast-responding diode detector.

The E.I.R.P used radiated test method. At a test site that has been validated using the procedures of ANSI C63.4 or the latest CISPR 16-1-4 for measurements above 1 GHz, so as to simulate a near free-space environment.

5.1.4 Test Result

Please refer to ANNEX A.1.

5.2 Emission Bandwidth and 6 dB Bandwidth

5.2.1 Limit

FCC §15.407(a), RSS-247, 6.2

Within the 5.725-5.85 GHz band, the minimum 6 dB bandwidth of U-NII devices shall be at least 500 kHz.

5.2.2 Test Setup

The test setup photo please refer to 4.4.1 (Diagram 1) test setup description was used for this test. The photo of test setup please refer to ANNEX B.

5.2.3 Test Procedure

Emission bandwidth

1. Set RBW = approximately 1% of the emission bandwidth.
2. Set VBW $\geq 3 \times$ RBW,
3. Detector = Peak.
4. Trace mode = Max hold.
5. Measure the maximum width of the emission that is 26 dB down from the peak of the emission.

Occupied Bandwidth

1. Set Span = 1.5 times to 5.0 times the OBW
2. Set RBW = 1% to 5% of the OBW.
3. Set VBW $\geq 3 \times$ RBW, Detector = Peak.
4. Trace mode = Max hold.
5. Use the 99% power bandwidth function of the instrument.

6 dB bandwidth

1. Set RBW = 100 kHz, VBW = 300 kHz.
2. Detector = Peak. Trace mode = Max hold.
3. Allow the trace to stabilize.
4. Measure the maximum width of the emission that is constrained by the frequencies associated with the two outermost amplitude points (upper and lower frequencies) that are attenuated by 6 dB relative to the maximum level measured in the fundamental emission.

5.2.4 Test Result

Please refer to ANNEX A.2 and ANNEX A.3.

5.3 Power Spectral density (PSD)

5.3.1 Limit

FCC §15.407(a)

The maximum power spectral density should not exceed:

Frequency Band (MHz)	Limit
5150-5250	11 dBm/MHz
5250-5350	11 dBm/MHz
5470-5725	11 dBm/MHz
5725-5850	30 dBm/500kHz

RSS-247, 6.2

The maximum power spectral density should not exceed:

Frequency Band (MHz)	Limit
5150-5250	N/A
5250-5350	11 dBm/MHz
5470-5725	11 dBm/MHz
5725-5850	30 dBm/500kHz

The e.i.r.p. spectral density should not exceed:

Frequency Band (MHz)	Limit
5150-5250	10 dBm/MHz
5250-5350	N/A
5470-5725	N/A
5725-5850	N/A

5.3.2 Test Setup

The section 4.4.1 (Diagram 1) test setup description was used for this test. The photo of test setup please refer to ANNEX B.

5.3.3 Test Procedure

Set the spectrum analyzer or EMI receiver span to view the entire emission bandwidth.

1. Set RBW = 510 kHz/1 MHz, VBW ≥ 3*RBW, Sweep time = Auto, Detector = RMS.
2. Allow the sweeps to continue until the trace stabilizes.
3. Use the peak marker function to determine the maximum amplitude level.
4. The E.I.R.P spectral density used radiated test method. At a test site that has been validated using the procedures of ANSI C63.4 or the latest CISPR 16-1-4 for measurements above 1 GHz, so as to simulate a near free-space environment.

5.3.4 Test Result

Please refer to ANNEX A.4.

5.4 Conducted Emission

5.4.1 Limit

FCC §15.207, RSS-GEN, 8.8

For an intentional radiator that is designed to be connected to the public utility (AC) power line, the radio frequency voltage that is conducted back onto the AC power line on any frequency within the band 150 kHz to 30 MHz shall not exceed the limits in the following table, as measured using a 50 μ H/50 Ω line impedance stabilization network (LISN).

Frequency range (MHz)	Conducted Limit (dB μ V)	
	Quai-peak	Average
0.15 - 0.50	66 to 56	56 to 46
0.50 - 5	56	46
0.50 - 30	60	50

5.4.2 Test Setup

The section 4.4.2 (Diagram 2) test setup description was used for this test. The photo of test setup please refer to ANNEX B.

5.4.3 Test Procedure

The maximum conducted interference is searched using Peak (PK), if the emission levels more than the AV and QP limits, and that have narrow margins from the AV and QP limits will be re-measured with AV and QP detectors. Tests for both L phase and N phase lines of the power mains connected to the EUT are performed. Refer to recorded points and plots below.

5.4.4 Test Result

Please refer to ANNEX A.5.

5.5 Radiated Spurious Emissions and Band Edge (Restricted-band)

5.5.1 Limit

FCC §15.209 & 15.407(b), RSS-247, 6.2

Frequency (MHz)	Field Strength ($\mu\text{V}/\text{m}$)	Measurement Distance (m)
0.009 - 0.490	2400/F(kHz)	300
0.490 - 1.705	24000/F(kHz)	30
1.705 - 30.0	30	30
30 - 88	100	3
88 - 216	150	3
216 - 960	200	3
Above 960	500	3

Note¹: The Limit for radiated test was performed according to FCC Part 15C

Note²: The tighter limit applies at the band edge.

Un-restricted band emissions	
Out Operating Band (MHz)	Limit
5150 - 5250	e.i.r.p. -27 dBm (68.2 dBuV/m@3m)
5250 - 5350	e.i.r.p. -27 dBm (68.2 dBuV/m@3m)
5470 - 5725	e.i.r.p. -27 dBm (68.2 dBuV/m@3m)
5725 - 5850	<p>All emissions shall be limited to a level of -27 dBm/MHz at 75 MHz or more above or below the band edge increasing linearly to 10 dBm/MHz at 25 MHz above or below the band edge, and from 25 MHz above or below the band edge increasing linearly to a level of 15.6 dBm/MHz at 5 MHz above or below the band edge, and from 5 MHz above or below the band edge increasing linearly to a level of 27 dBm/MHz at the band edge.</p>

Note: The following formula is used to convert the equipment isotropic radiated power (eirp) to field strength.

5.5.2 Test Setup

The section 4.4.3-4.4.5 (Diagram 3 - Diagram 5) test setup description was used for this test. The photo of test setup please refer to ANNEX B.

5.5.3 Test Procedure

Since the emission limits are specified in terms of radiated field strength levels, measurements performed to demonstrate compliance have traditionally relied on a radiated test configuration. Radiated measurements remain the principal method for demonstrating compliance to the specified limits; however antenna-port conducted measurements are also now acceptable to demonstrate compliance (see below for details). When radiated measurements are utilized, test site requirements and procedures for maximizing and measuring radiated emissions that are described in ANSI C63.10 shall be followed.

Antenna-port conducted measurements may also be used as an alternative to radiated measurements for demonstrating compliance in the restricted frequency bands. If conducted measurements are performed, then proper impedance matching must be ensured and an additional radiated test for cabinet/case spurious emissions is required.

General Procedure for conducted measurements in restricted bands

- a) Measure the conducted output power (in dBm) using the detector specified (see guidance regarding measurement procedures for determining quasi-peak, peak, and average conducted output power, respectively).
- b) Add the maximum transmit antenna gain (in dBi) to the measured output power level to determine the EIRP level (see guidance on determining the applicable antenna gain)
- c) Add the appropriate maximum ground reflection factor to the EIRP level (6 dB for frequencies \leq 30 MHz, 4.7 dB for frequencies between 30 MHz and 1000 MHz, inclusive and 0 dB for frequencies $>$ 1000 MHz).
- d) For devices with multiple antenna-ports, measure the power of each individual chain and sum the EIRP of all chains in linear terms (e.g., Watts, mW).
- e) Convert the resultant EIRP level to an equivalent electric field strength using the following relationship:

$$E = \text{EIRP} - 20\log D + 104.8$$

where:

E = electric field strength in dB μ V/m,

EIRP = equivalent isotropic radiated power in dBm

D = specified measurement distance in meters.

- f) Compare the resultant electric field strength level to the applicable limit.
- g) Perform radiated spurious emission test.

Quasi-Peak measurement procedure

The specifications for measurements using the CISPR quasi-peak detector can be found in Publication 16 of the International Special Committee on Radio Frequency Interference (CISPR) of the International Electrotechnical Commission.

As an alternative to CISPR quasi-peak measurement, compliance can be demonstrated to the applicable emission limits using a peak detector.

Peak power measurement procedure

Peak emission levels are measured by setting the instrument as follows:

- a) RBW = as specified in Table 1.
- b) VBW $\geq 3 \times$ RBW.
- c) Detector = Peak.
- d) Sweep time = auto.
- e) Trace mode = max hold.
- f) Allow sweeps to continue until the trace stabilizes. (Note that the required measurement time may be longer for low duty cycle applications).

Table 1—RBW as a function of frequency

Frequency	RBW
9-150 kHz	200-300 Hz
0.15-30 MHz	9-10 kHz
30-1000 MHz	100-120 kHz
> 1000 MHz	1 MHz

If the peak-detected amplitude can be shown to comply with the average limit, then it is not necessary to perform a separate average measurement.

Trace averaging across on and off times of the EUT transmissions followed by duty cycle correction

If continuous transmission of the EUT (i.e., duty cycle ≥ 98 percent) cannot be achieved and the duty cycle is constant (i.e., duty cycle variations are less than ± 2 percent), then the following procedure shall be used:

- a) The EUT shall be configured to operate at the maximum achievable duty cycle.
- b) Measure the duty cycle, x , of the transmitter output signal as described in section 6.0.
- c) RBW = 1 MHz (unless otherwise specified).
- d) VBW $\geq 3 \times$ RBW.
- e) Detector = RMS, if $\text{span}/(\# \text{ of points in sweep}) \leq (\text{RBW}/2)$. Satisfying this condition may require increasing the number of points in the sweep or reducing the span. If this condition cannot be satisfied, then the detector mode shall be set to peak.
- f) Averaging type = power (i.e., RMS).
 - 1) As an alternative, the detector and averaging type may be set for linear voltage averaging.
 - 2) Some instruments require linear display mode in order to use linear voltage averaging. Log or dB averaging shall not be used.
- g) Sweep time = auto.
- h) Perform a trace average of at least 100 traces.
- i) A correction factor shall be added to the measurement results prior to comparing to the emission limit in order to compute the emission level that would have been measured had the test been performed at 100 percent duty cycle. The correction factor is computed as follows:

- 1) If power averaging (RMS) mode was used in step f), then the applicable correction factor is $10 \log(1/x)$, where x is the duty cycle.
- 2) If linear voltage averaging mode was used in step f), then the applicable correction factor is $20 \log(1/x)$, where x is the duty cycle.
- 3) If a specific emission is demonstrated to be continuous (≥ 98 percent duty cycle) rather than turning on and off with the transmit cycle, then no duty cycle correction is required for that emission.

NOTE: Reduction of the measured emission amplitude levels to account for operational duty factor is not permitted. Compliance is based on emission levels occurring during transmission - not on an average across on and off times of the transmitter.

Determining the applicable transmit antenna gain

A conducted power measurement will determine the maximum output power associated with a restricted band emission; however, in order to determine the associated EIRP level, the gain of the transmitting antenna (in dBi) must be added to the measured output power (in dBm).

Since the out-of-band characteristics of the EUT transmit antenna will often be unknown, the use of a conservative antenna gain value is necessary. Thus, when determining the EIRP based on the measured conducted power, the upper bound on antenna gain for a device with a single RF output shall be selected as the maximum in-band gain of the antenna across all operating bands, or 2 dBi, whichever is greater. However, for devices that operate in multiple frequency bands while using the same transmit antenna, the highest gain of the antenna within the operating band nearest in frequency to the restricted band emission being measured may be used in lieu of the overall highest gain when the emission is at a frequency that is within 20 percent of the nearest band edge frequency, but in no case shall a value less than 2 dBi be used.

See KDB 662911 for guidance on calculating the additional array gain term when determining the effective antenna gain for a EUT with multiple outputs occupying the same or overlapping frequency ranges in the same band.

Radiated spurious emission test

An additional consideration when performing conducted measurements of restricted band emissions is that unwanted emissions radiating from the EUT cabinet, control circuits, power leads, or intermediate circuit elements will likely go undetected in a conducted measurement configuration. To address this concern, a radiated test shall be performed to ensure that emissions emanating from the EUT cabinet (rather than the antenna port) also comply with the applicable limits.

For these cabinet radiated spurious emission measurements the EUT transmit antenna may be replaced with a termination matching the nominal impedance of the antenna. Procedures for performing radiated measurements are specified in ANSI C63.10. All detected emissions shall comply with the applicable limits.

The measurement frequency range is from 30 MHz to the 10th harmonic of the fundamental frequency. The Turn Table is actuated to turn from 0° to 360° , and both horizontal and vertical polarizations of the Test Antenna are used to find the maximum radiated power. Mid channels on all channel bandwidth verified. Only the worst RB size/offset presented.

The power of the EUT transmitting frequency should be ignored.

All Spurious Emission tests were performed in X, Y, Z axis direction. And only the worst axis test condition was recorded in this test report.

Use the following spectrum analyzer settings:

Span = wide enough to fully capture the emission being measured

RBW = 1 MHz for $f \geq 1$ GHz, 100 kHz for $f < 1$ GHz

VBW \geq RBW

Sweep = auto

Detector function = peak

Trace = max hold

5.5.4 Test Result

Please refer to ANNEX A.6.

ANNEX A TEST RESULT

A.1 RF Output Power

Note 1: For FCC standard, if transmitting antennas of directional gain greater than 6 dBi are used, all band maximum conducted output power shall be reduced by the amount in dB that the directional gain of the antenna exceeds 6 dBi.

Test Data

Conducted Power

Band I (5150 - 5250 MHz)					
Mode	Channel	Conducted Power (dBm)	Conducted Power (mW)	FCC Limit (mW)	Verdict
11a	CH36	16.92	49.24	250	Pass
11a	CH44	17.18	52.28	250	Pass
11a	CH48	17.34	54.24	250	Pass
11n (HT20)	CH36	14.88	30.74	250	Pass
11n (HT20)	CH44	15.07	32.12	250	Pass
11n (HT20)	CH48	15.13	32.57	250	Pass
11n (HT40)	CH38	12.96	19.79	250	Pass
11n (HT40)	CH46	13.92	24.68	250	Pass
11ac (VHT20)	CH36	13.79	23.92	250	Pass
11ac (VHT20)	CH44	13.45	22.12	250	Pass
11ac (HVT20)	CH48	14.03	25.28	250	Pass
11ac (VHT40)	CH38	11.32	13.56	250	Pass
11ac (VHT40)	CH46	11.85	15.32	250	Pass
11ac (VHT80)	CH42	10.81	12.05	250	Pass

Band II (5250 - 5350 MHz)					
Mode	Channel	Conducted Power (dBm)	Conducted Power (mW)	FCC Limit (mW)	Verdict
11a	CH52	17.24	53.01	250	Pass
11a	CH60	17.31	53.87	250	Pass
11a	CH64	15.46	35.18	250	Pass
11n (HT20)	CH52	14.34	27.15	250	Pass
11n (HT20)	CH60	15.06	32.04	250	Pass
11n (HT20)	CH64	14.76	29.91	250	Pass
11n (HT40)	CH54	13.21	20.96	250	Pass
11n (HT40)	CH62	12.46	17.63	250	Pass
11ac (VHT20)	CH52	13.34	21.57	250	Pass
11ac (VHT20)	CH60	13.58	22.79	250	Pass
11ac (HVT20)	CH64	13.80	23.97	250	Pass
11ac (VHT40)	CH54	11.62	14.53	250	Pass
11ac (VHT40)	CH62	10.91	12.34	250	Pass
11ac (VHT80)	CH58	10.43	11.04	250	Pass

Band III (5470 - 5725 MHz)					
Mode	Channel	Conducted Power (dBm)	Conducted Power (mW)	FCC Limit (mW)	Verdict
11a	CH100	15.50	35.51	250	Pass
11a	CH116	17.32	53.99	250	Pass
11a	CH140	14.03	25.31	250	Pass
11n (HT20)	CH100	15.28	33.71	250	Pass
11n (HT20)	CH116	15.29	33.79	250	Pass
11n (HT20)	CH140	14.88	30.74	250	Pass
11n (HT40)	CH102	12.84	19.25	250	Pass
11n (HT40)	CH118	14.23	26.51	250	Pass
11n (HT40)	CH134	13.85	24.29	250	Pass
11ac (VHT20)	CH100	14.26	26.65	250	Pass
11ac (VHT20)	CH116	14.24	26.53	250	Pass
11ac (VHT20)	CH140	13.85	24.25	250	Pass
11ac (VHT40)	CH102	12.04	16.01	250	Pass
11ac (VHT40)	CH118	12.25	16.80	250	Pass
11ac (VHT40)	CH134	11.90	15.50	250	Pass
11ac (VHT80)	CH106	11.26	13.36	250	Pass
11ac (VHT80)	CH122	10.97	12.50	250	Pass

Band IV (5725 - 5850 MHz)					
Mode	Channel	Conducted Power (dBm)	Conducted Power (mW)	FCC Limit (mW)	Verdict
11a	CH149	15.56	36.00	1000	Pass
11a	CH157	15.25	33.52	1000	Pass
11a	CH165	15.55	35.92	1000	Pass
11n (HT20)	CH149	14.97	31.39	1000	Pass
11n (HT20)	CH157	14.70	29.50	1000	Pass
11n (HT20)	CH165	14.77	29.97	1000	Pass
11n (HT40)	CH151	13.53	22.56	1000	Pass
11n (HT40)	CH159	13.34	21.59	1000	Pass
11ac (VHT20)	CH149	14.48	28.04	1000	Pass
11ac (VHT20)	CH157	13.27	21.22	1000	Pass
11ac (VHT20)	CH165	13.82	24.09	1000	Pass
11ac (VHT40)	CH151	11.46	14.01	1000	Pass
11ac (VHT40)	CH159	11.17	13.10	1000	Pass
11ac (VHT80)	CH155	9.91	9.79	1000	Pass

A.2 Emission Bandwidth & 99% Bandwidth

Note: Test plots please refer to the document "Annex No.: BL-SZ20C0188-604 Data Part 1.pdf".

Test Data

Band I (5150 - 5250 MHz)			
Mode	Channel	26 dB Bandwidth (MHz)	99% Bandwidth (MHz)
11a	CH36	20.24	16.67
11a	CH44	20.24	16.67
11a	CH48	20.40	16.67
11n (HT20)	CH36	20.32	17.66
11n (HT20)	CH44	20.44	17.60
11n (HT20)	CH48	20.44	17.60
11n (HT40)	CH38	41.00	36.35
11n (HT40)	CH46	41.00	36.35
11ac (VHT20)	CH36	20.40	17.60
11ac (VHT20)	CH44	20.36	17.60
11ac (HVT20)	CH48	20.40	17.60
11ac (VHT40)	CH38	41.00	36.24
11ac (VHT40)	CH46	41.30	36.24
11ac (VHT80)	CH42	81.60	75.48

Band II (5250 - 5350 MHz)			
Mode	Channel	26 dB Bandwidth (MHz)	99% Bandwidth (MHz)
11a	CH52	20.40	16.67
11a	CH60	20.28	16.67
11a	CH64	20.36	16.67
11n (HT20)	CH52	20.36	17.66
11n (HT20)	CH60	20.44	17.60
11n (HT20)	CH64	20.44	17.66
11n (HT40)	CH54	41.00	36.24
11n (HT40)	CH62	41.10	36.24
11ac (VHT20)	CH52	20.36	17.60
11ac (VHT20)	CH60	20.36	17.60
11ac (VHT20)	CH64	20.44	17.60
11ac (VHT40)	CH54	41.20	36.24
11ac (VHT40)	CH62	41.00	36.35
11ac (VHT80)	CH58	81.80	75.48

Band III (5470 - 5725 MHz)			
Mode	Channel	26 dB Bandwidth (MHz)	99% Bandwidth (MHz)
11a	CH100	20.28	16.61
11a	CH116	20.16	16.67
11a	CH140	20.16	16.67
11n (HT20)	CH100	20.28	17.66
11n (HT20)	CH116	20.40	17.60
11n (HT20)	CH140	20.32	17.60
11n (HT40)	CH102	40.90	36.24
11n (HT40)	CH118	40.90	36.24
11n (HT40)	CH134	40.90	36.24
11ac (VHT20)	CH100	20.36	17.60
11ac (VHT20)	CH116	20.32	17.60
11ac (VHT20)	CH140	20.40	17.60
11ac (VHT40)	CH102	40.90	36.24
11ac (VHT40)	CH118	41.10	36.24
11ac (VHT40)	CH134	40.90	36.24
11ac (VHT80)	CH106	81.80	75.72
11ac (VHT80)	CH122	81.40	75.48

Band IV (5725 - 5850 MHz)			
Mode	Channel	26 dB Bandwidth (MHz)	99% Bandwidth (MHz)
11a	CH149	20.08	16.56
11a	CH157	20.20	16.61
11a	CH165	20.00	16.56
11n (HT20)	CH149	20.36	17.60
11n (HT20)	CH157	20.44	17.66
11n (HT20)	CH165	20.32	17.66
11n (HT40)	CH151	41.10	36.35
11n (HT40)	CH159	41.10	36.35
11ac (VHT20)	CH149	20.36	17.60
11ac (VHT20)	CH157	20.40	17.66
11ac (VHT20)	CH165	20.40	17.60
11ac (VHT40)	CH151	40.90	36.35
11ac (VHT40)	CH159	41.00	36.35
11ac (VHT80)	CH155	82.20	75.95

A.3 6 dB Bandwidth

Note: Test plots please refer to the document "Annex No.: BL-SZ20C0188-604 Data Part 2.pdf".

Test Data

Band IV (5725 - 5850 MHz)				
Mode	Channel	6 dB Bandwidth (MHz)	Limit (kHz)	Verdict
11a	CH149	15.22	500.00	Pass
11a	CH157	15.22	500.00	Pass
11a	CH165	15.27	500.00	Pass
11n (HT20)	CH149	15.22	500.00	Pass
11n (HT20)	CH157	15.22	500.00	Pass
11n (HT20)	CH165	15.17	500.00	Pass
11n (HT40)	CH151	35.17	500.00	Pass
11n (HT40)	CH159	35.22	500.00	Pass
11ac (VHT20)	CH149	15.17	500.00	Pass
11ac (VHT20)	CH157	15.22	500.00	Pass
11ac (VHT20)	CH165	15.17	500.00	Pass
11ac (VHT40)	CH151	35.17	500.00	Pass
11ac (VHT40)	CH159	35.22	500.00	Pass
11ac (VHT80)	CH155	75.47	500.00	Pass

A.4 Power Spectral Density

Note: Test plots please refer to the document "Annex No.: BL-SZ20C0188-604 Data Part 3.pdf".

Test Data

Note 1: The RBW used in Band IV is 1 MHz, and the PSD factor is: $10 \cdot \log(500 \text{ kHz/RBW}) = -3 \text{ dBm}$.

Band I (5150 - 5250 MHz)				
Mode	Channel	PSD (dBm/MHz)	Limit (dBm/MHz)	Verdict
11a	CH36	6.17	11.00	Pass
11a	CH44	6.11	11.00	Pass
11a	CH48	7.25	11.00	Pass
11n (HT20)	CH36	3.85	11.00	Pass
11n (HT20)	CH44	4.06	11.00	Pass
11n (HT20)	CH48	3.86	11.00	Pass
11n (HT40)	CH38	-1.08	11.00	Pass
11n (HT40)	CH46	-0.81	11.00	Pass
11ac (VHT20)	CH36	2.97	11.00	Pass
11ac (VHT20)	CH44	2.48	11.00	Pass
11ac (VHT20)	CH48	2.91	11.00	Pass
11ac (VHT40)	CH38	-3.61	11.00	Pass
11ac (VHT40)	CH46	-2.45	11.00	Pass
11ac (VHT80)	CH42	-7.77	11.00	Pass

Band II (5250 - 5350 MHz)				
Mode	Channel	PSD (dBm/MHz)	Limit (dBm/MHz)	Verdict
11a	CH52	6.73	11.00	Pass
11a	CH60	7.08	11.00	Pass
11a	CH64	4.53	11.00	Pass
11n (HT20)	CH52	3.21	11.00	Pass
11n (HT20)	CH60	3.70	11.00	Pass
11n (HT20)	CH64	3.95	11.00	Pass
11n (HT40)	CH54	-1.67	11.00	Pass
11n (HT40)	CH62	-2.44	11.00	Pass
11ac (VHT20)	CH52	2.53	11.00	Pass
11ac (VHT20)	CH60	2.46	11.00	Pass
11ac (VHT20)	CH64	2.90	11.00	Pass
11ac (VHT40)	CH54	-2.68	11.00	Pass
11ac (VHT40)	CH62	-3.46	11.00	Pass
11ac (VHT80)	CH58	-8.2	11.00	Pass

Band III (5470 - 5725 MHz)				
Mode	Channel	PSD (dBm/MHz)	Limit (dBm/MHz)	Verdict
11a	CH100	4.16	11.00	Pass
11a	CH116	7.41	11.00	Pass
11a	CH140	3.07	11.00	Pass
11n (HT20)	CH100	4.30	11.00	Pass
11n (HT20)	CH116	4.14	11.00	Pass
11n (HT20)	CH140	3.99	11.00	Pass
11n (HT40)	CH102	-1.89	11.00	Pass
11n (HT40)	CH118	-0.39	11.00	Pass
11n (HT40)	CH134	-0.89	11.00	Pass
11ac (VHT20)	CH100	3.31	11.00	Pass
11ac (VHT20)	CH116	3.51	11.00	Pass
11ac (VHT20)	CH140	2.76	11.00	Pass
11ac (VHT40)	CH102	-1.86	11.00	Pass
11ac (VHT40)	CH118	-2.46	11.00	Pass
11ac (VHT40)	CH134	-2.25	11.00	Pass
11ac (VHT80)	CH106	-7.62	11.00	Pass
11ac (VHT80)	CH122	-8.17	11.00	Pass

Band IV (5725 - 5850 MHz)				
Mode	Channel	PSD (dBm/500kHz)	Limit (dBm/500kHz)	Verdict
11a	CH149	2.05	30.00	Pass
11a	CH157	1.15	30.00	Pass
11a	CH165	2.21	30.00	Pass
11n (HT20)	CH149	1.54	30.00	Pass
11n (HT20)	CH157	0.54	30.00	Pass
11n (HT20)	CH165	1.23	30.00	Pass
11n (HT40)	CH151	-3.13	30.00	Pass
11n (HT40)	CH159	-3.57	30.00	Pass
11ac (VHT20)	CH149	1.06	30.00	Pass
11ac (VHT20)	CH157	-0.55	30.00	Pass
11ac (HVT20)	CH165	0.30	30.00	Pass
11ac (VHT40)	CH151	-5.78	30.00	Pass
11ac (VHT40)	CH159	-5.41	30.00	Pass
11ac (VHT80)	CH155	-11.8	30.00	Pass

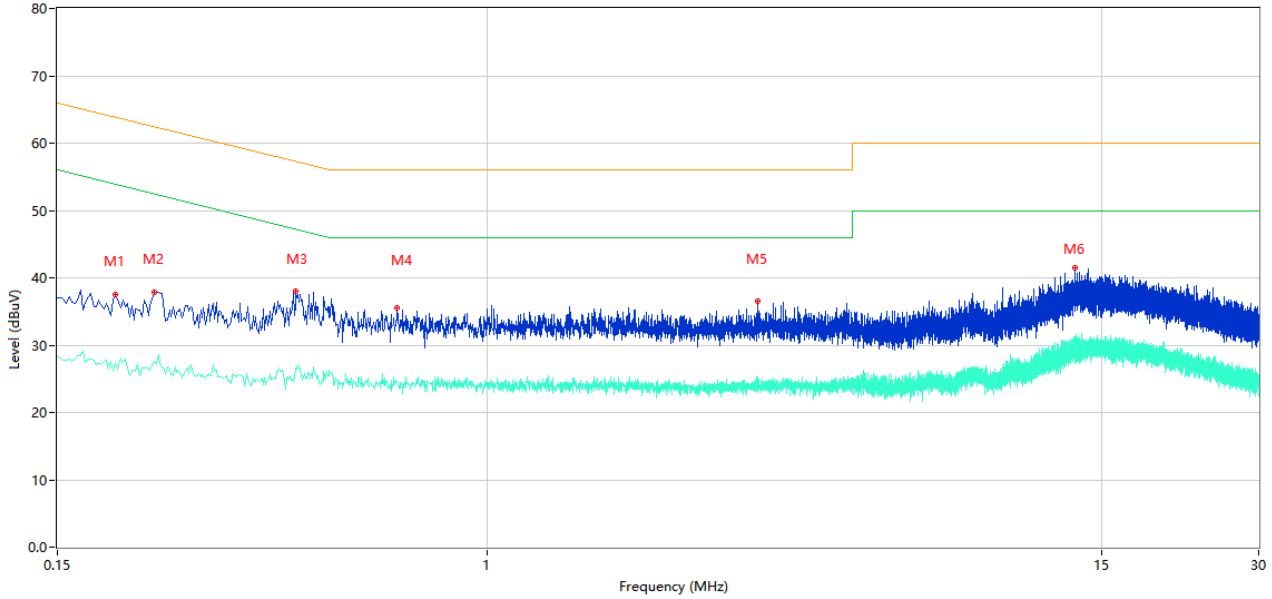
A.5 Conducted Emissions

Note¹: The EUT is working in the Normal link mode. All modes have been tested and normal link mode is worst.
 Note²: Devices subject to Part 15 must be tested for all available U.S. voltages and frequencies (such as a nominal 120 VAC, 60 Hz and 240 VAC, 50 Hz) for which the device is capable of operation. So, The configuration 120 VAC, 60 Hz and 240 VAC, 50 Hz were tested respectively, but only the worst configuration (120 VAC, 60 Hz) shown here.

Test Data and Plots

PHASE L

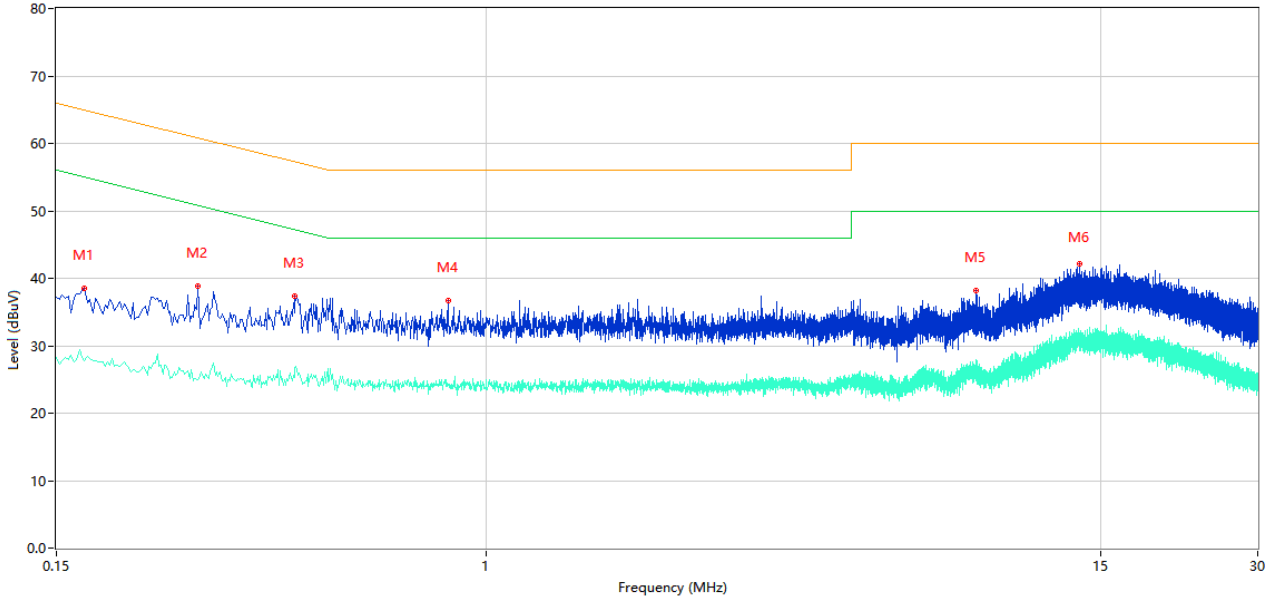
CE Test case_FCC_CE_FCC PART 15B_Class B



No.	Frequency (MHz)	Results (dBuV)	Factor (dB)	Limit (dBuV)	Over Limit (dB)	Detector	Line	Verdict
1	0.194	37.49	10.38	63.86	-26.37	Peak	L	Pass
1**	0.194	27.33	10.38	53.86	-26.53	AV	L	Pass
2	0.230	37.84	10.36	62.45	-24.61	Peak	L	Pass
2**	0.230	27.60	10.36	52.45	-24.85	AV	L	Pass
3	0.430	37.93	10.31	57.25	-19.32	Peak	L	Pass
3**	0.430	26.14	10.31	47.25	-21.11	AV	L	Pass
4	0.672	35.56	10.28	56.00	-20.44	Peak	L	Pass
4**	0.672	24.61	10.28	46.00	-21.39	AV	L	Pass
5	3.298	36.57	10.29	56.00	-19.43	Peak	L	Pass
5**	3.298	25.24	10.29	46.00	-20.76	AV	L	Pass
6	13.326	41.49	10.39	60.00	-18.51	Peak	L	Pass
6**	13.326	30.09	10.39	50.00	-19.91	AV	L	Pass

PHASE N

CE Test case_FCC_CE_FCC PART 15B_Class B



No.	Frequency (MHz)	Results (dBuV)	Factor (dB)	Limit (dBuV)	Over Limit (dB)	Detector	Line	Verdict
1	0.170	38.53	10.40	64.96	-26.43	Peak	N	Pass
1**	0.170	27.85	10.40	54.96	-27.11	AV	N	Pass
2	0.280	38.85	10.34	60.82	-21.97	Peak	N	Pass
2**	0.280	24.90	10.34	50.82	-25.92	AV	N	Pass
3	0.430	37.31	10.31	57.25	-19.94	Peak	N	Pass
3**	0.430	26.67	10.31	47.25	-20.58	AV	N	Pass
4	0.844	36.61	10.25	56.00	-19.39	Peak	N	Pass
4**	0.844	24.20	10.25	46.00	-21.80	AV	N	Pass
5	8.660	38.21	10.36	60.00	-21.79	Peak	N	Pass
5**	8.660	26.59	10.36	50.00	-23.41	AV	N	Pass
6	13.696	42.11	10.40	60.00	-17.89	Peak	N	Pass
6**	13.696	31.09	10.40	50.00	-18.91	AV	N	Pass

A.6 Radiated Spurious Emissions and Band Edge (Restricted-band)

Test Data

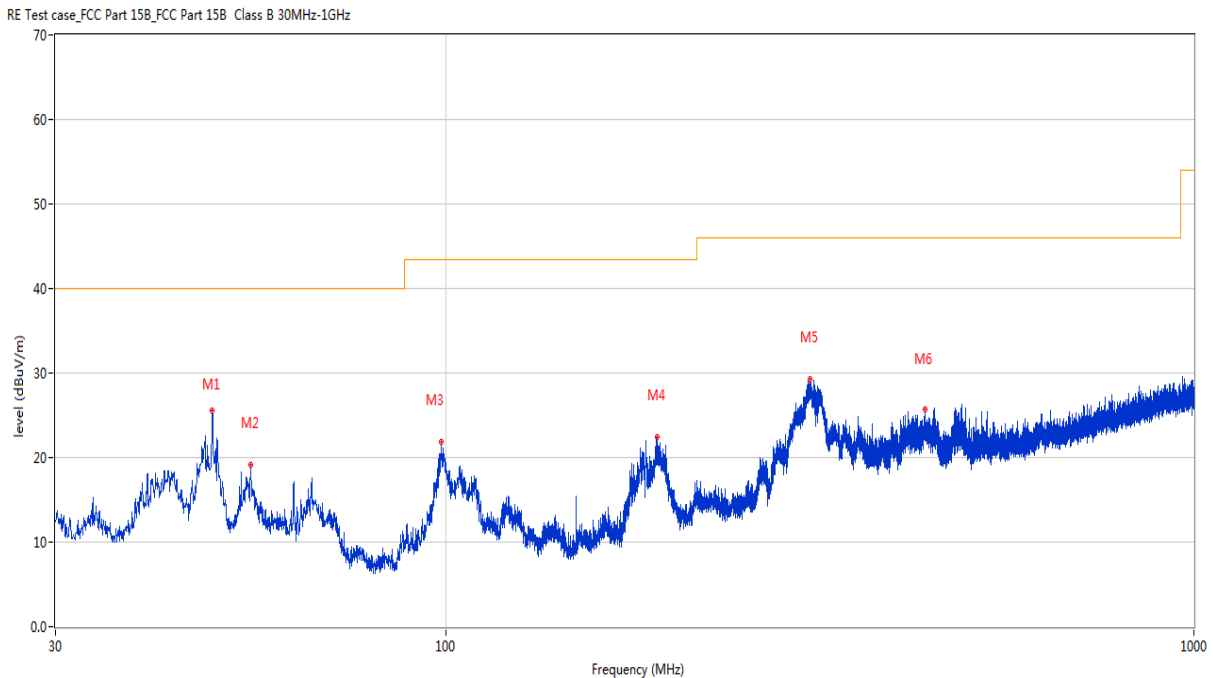
Note 1: The symbol of "--" in the table which means not application.

Note 2: For the test data above 1 GHz, According the ANSI C63.4, where limits are specified for both average and peak (or quasi-peak) detector functions, if the peak (or quasi-peak) measured value complies with the average limit, it is unnecessary to perform an average measurement.

Note 3: The low frequency, which started from 9 kHz to 30 MHz, was pre-scanned and the result which was 20 dB lower than the limit line per 15.31(o) was not reported.

Note 4: The EUT is working in the Normal link mode below 1 GHz. All modes have been tested and normal link mode is worst.

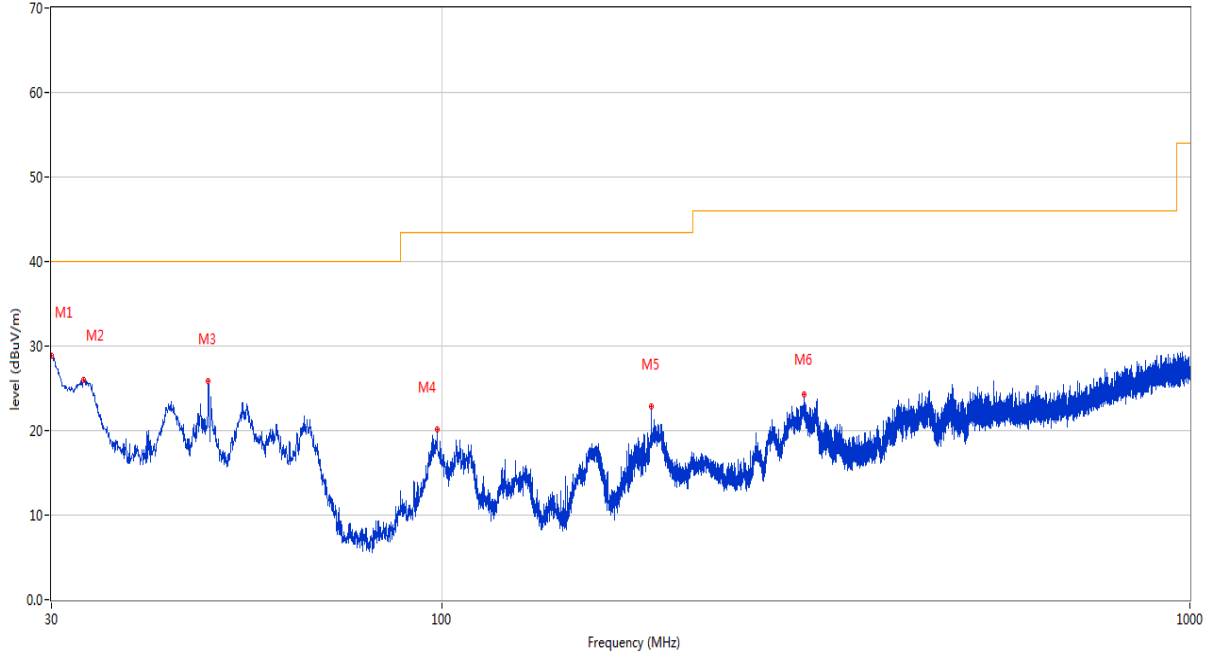
30 MHz to 1 GHz, ANT H



No.	Frequency (MHz)	Results (dBuV/m)	Factor (dB)	Limit (dBuV/m)	Over Limit (dB)	Detector	Table (Degree)	Height (cm)	Antenna	Verdict
1	48.624	25.60	-22.51	40.0	-14.40	Peak	29.10	100	Horizontal	Pass
2	54.687	19.20	-23.14	40.0	-20.80	Peak	211.20	100	Horizontal	Pass
3	98.385	21.79	-24.90	43.5	-21.71	Peak	263.00	200	Horizontal	Pass
4	191.214	22.40	-25.15	43.5	-21.10	Peak	81.80	200	Horizontal	Pass
5	306.450	29.26	-21.38	46.0	-16.74	Peak	279.40	100	Horizontal	Pass
6	437.012	25.66	-18.03	46.0	-20.34	Peak	75.70	100	Horizontal	Pass

30 MHz to 1 GHz, ANT V

RE Test case_FCC Part 15B_FCC Part 15B Class B 30MHz-1GHz



No.	Frequency (MHz)	Results (dBuV/m)	Factor (dB)	Limit (dBuV/m)	Over Limit (dB)	Detector	Table (Degree)	Height (cm)	Antenna	Verdict
1	30.000	28.84	-25.94	40.0	-11.16	Peak	105.10	100	Vertical	Pass
2	33.104	26.07	-26.34	40.0	-13.93	Peak	67.40	100	Vertical	Pass
3	48.624	25.88	-22.51	40.0	-14.12	Peak	360.00	200	Vertical	Pass
4	98.385	20.07	-24.90	43.5	-23.43	Peak	23.50	200	Vertical	Pass
5	190.389	22.88	-25.21	43.5	-20.62	Peak	88.20	100	Vertical	Pass
6	304.461	24.27	-21.10	46.0	-21.73	Peak	335.70	100	Vertical	Pass

Note: The spurious above 18G is noise only, do not show on the report.

11a, Band I, 1 GHz to 18 GHz, Low channel, ANT H

No.	Frequency (MHz)	Results (dBuV/m)	Factor (dB)	Limit (dBuV/m)	Over Limit (dB)	Detector	Table (Degree)	Height (cm)	Antenna	Verdict
1	1543.700	36.09	-14.89	74.0	-37.91	Peak	26.00	150	Horizontal	Pass
1**	1543.700	26.63	-14.89	54.0	-27.37	AV	26.00	150	Horizontal	Pass
2	2767.600	42.16	-8.51	74.0	-31.84	Peak	57.00	150	Horizontal	Pass
2**	2767.600	31.48	-8.51	54.0	-22.52	AV	57.00	150	Horizontal	Pass
3	4157.000	47.92	-3.49	74.0	-26.08	Peak	156.00	150	Horizontal	Pass
3**	4157.000	36.72	-3.49	54.0	-17.28	AV	156.00	150	Horizontal	Pass
4	5181.200	101.64	-0.58	--	-34.36	Peak	136.00	150	Horizontal	N/A
4**	5181.200	95.77	-0.58	--	95.77	AV	136.00	150	Horizontal	N/A
5	11614.662	50.00	20.21	74.0	-24.00	Peak	95.00	150	Horizontal	Pass
5**	11614.662	38.78	20.21	54.0	-15.22	AV	95.00	150	Horizontal	Pass
6	15938.326	55.69	23.88	74.0	-18.31	Peak	135.00	150	Horizontal	Pass
6**	15938.326	43.73	23.88	54.0	-10.27	AV	135.00	150	Horizontal	Pass

11a, Band I, 1 GHz to 18 GHz, Low channel, ANT V

No.	Frequency (MHz)	Results (dBuV/m)	Factor (dB)	Limit (dBuV/m)	Over Limit (dB)	Detector	Table (Degree)	Height (cm)	Antenna	Verdict
1	1482.200	36.32	-15.16	74.0	-37.68	Peak	173.00	150	Vertical	Pass
1**	1482.200	27.10	-15.16	54.0	-26.90	AV	173.00	150	Vertical	Pass
2	2882.200	41.94	-8.31	74.0	-32.06	Peak	216.00	150	Vertical	Pass
2**	2882.200	32.72	-8.31	54.0	-21.28	AV	216.00	150	Vertical	Pass
3	4155.000	46.87	-3.57	74.0	-27.13	Peak	360.00	150	Vertical	Pass
3**	4155.000	36.34	-3.57	54.0	-17.66	AV	360.00	150	Vertical	Pass
4	5181.200	97.62	-0.58	--	-136.38	Peak	234.00	150	Vertical	N/A
4**	5181.200	91.06	-0.58	--	91.06	AV	234.00	150	Vertical	N/A
5	12445.250	50.50	18.70	74.0	-23.50	Peak	284.00	150	Vertical	Pass
5**	12445.250	37.95	18.70	54.0	-16.05	AV	284.00	150	Vertical	Pass
6	15631.200	55.15	23.51	74.0	-18.85	Peak	30.00	150	Vertical	Pass
6**	15631.200	43.51	23.51	54.0	-10.49	AV	30.00	150	Vertical	Pass

11a, Band I, 1 GHz to 18 GHz, Middle channel, ANT H

No.	Frequency (MHz)	Results (dBuV/m)	Factor (dB)	Limit (dBuV/m)	Over Limit (dB)	Detector	Table (Degree)	Height (cm)	Antenna	Verdict
1	1600.700	36.55	-15.23	74.0	-37.45	Peak	116.00	150	Horizontal	Pass
1**	1600.700	26.60	-15.23	54.0	-27.40	AV	116.00	150	Horizontal	Pass
2	2798.900	41.53	-8.82	74.0	-32.47	Peak	336.00	150	Horizontal	Pass
2**	2798.900	31.64	-8.82	54.0	-22.36	AV	336.00	150	Horizontal	Pass
3	4249.200	47.16	-3.18	74.0	-26.84	Peak	127.00	150	Horizontal	Pass
3**	4249.200	35.81	-3.18	54.0	-18.19	AV	127.00	150	Horizontal	Pass
4	5219.000	102.41	-0.20	--	-43.59	Peak	146.00	150	Horizontal	N/A
4**	5219.000	95.10	-0.20	--	95.10	AV	146.00	150	Horizontal	N/A
5	12224.162	50.94	20.44	74.0	-23.06	Peak	360.00	150	Horizontal	Pass
5**	12224.162	38.15	20.44	54.0	-15.85	AV	360.00	150	Horizontal	Pass
6	15493.913	55.59	23.87	74.0	-18.41	Peak	19.00	150	Horizontal	Pass
6**	15493.913	43.60	23.87	54.0	-10.40	AV	19.00	150	Horizontal	Pass

11a, Band I, 1 GHz to 18 GHz, Middle channel, ANT V

No.	Frequency (MHz)	Results (dBuV/m)	Factor (dB)	Limit (dBuV/m)	Over Limit (dB)	Detector	Table (Degree)	Height (cm)	Antenna	Verdict
1	1593.100	36.70	-15.28	74.0	-37.30	Peak	121.00	150	Vertical	Pass
1**	1593.100	28.07	-15.28	54.0	-25.93	AV	121.00	150	Vertical	Pass
2	2880.000	42.35	-8.27	74.0	-31.65	Peak	300.00	150	Vertical	Pass
2**	2880.000	33.57	-8.27	54.0	-20.43	AV	300.00	150	Vertical	Pass
3	4122.400	47.29	-4.13	74.0	-26.71	Peak	126.00	150	Vertical	Pass
3**	4122.400	36.16	-4.13	54.0	-17.84	AV	126.00	150	Vertical	Pass
4	5221.400	97.53	-0.38	--	-133.47	Peak	231.00	150	Vertical	N/A
4**	5221.400	90.78	-0.38	--	90.78	AV	231.00	150	Vertical	N/A
5	11629.901	50.65	20.30	74.0	-23.35	Peak	360.00	150	Vertical	Pass
5**	11629.901	38.87	20.30	54.0	-15.13	AV	360.00	150	Vertical	Pass
6	15736.463	55.31	23.48	74.0	-18.69	Peak	343.00	150	Vertical	Pass
6**	15736.463	43.24	23.48	54.0	-10.76	AV	343.00	150	Vertical	Pass

11a, Band I, 1 GHz to 18 GHz, High channel, ANT H

No.	Frequency (MHz)	Results (dBuV/m)	Factor (dB)	Limit (dBuV/m)	Over Limit (dB)	Detector	Table (Degree)	Height (cm)	Antenna	Verdict
1	1569.300	36.55	-15.08	74.0	-37.45	Peak	274.00	150	Horizontal	Pass
1**	1569.300	28.01	-15.08	54.0	-25.99	AV	274.00	150	Horizontal	Pass
2	2764.100	42.01	-8.75	74.0	-31.99	Peak	35.00	150	Horizontal	Pass
2**	2764.100	32.36	-8.75	54.0	-21.64	AV	35.00	150	Horizontal	Pass
3	4191.200	48.25	-4.11	74.0	-25.75	Peak	209.00	150	Horizontal	Pass
3**	4191.200	34.70	-4.11	54.0	-19.30	AV	209.00	150	Horizontal	Pass
4	5236.600	102.12	-0.81	--	-29.88	Peak	132.00	150	Horizontal	N/A
4**	5236.600	94.81	-0.81	--	94.81	AV	132.00	150	Horizontal	N/A
5	12217.550	50.19	20.45	74.0	-23.81	Peak	96.00	150	Horizontal	Pass
5**	12217.550	40.40	20.45	54.0	-13.60	AV	96.00	150	Horizontal	Pass
6	15607.050	55.46	23.51	74.0	-18.54	Peak	322.00	150	Horizontal	Pass
6**	15607.050	42.80	23.51	54.0	-11.20	AV	322.00	150	Horizontal	Pass

11a, Band I, 1 GHz to 18 GHz, High channel, ANT V

No.	Frequency (MHz)	Results (dBuV/m)	Factor (dB)	Limit (dBuV/m)	Over Limit (dB)	Detector	Table (Degree)	Height (cm)	Antenna	Verdict
1	1600.500	37.21	-15.23	74.0	-36.79	Peak	100.00	150	Vertical	Pass
1**	1600.500	28.36	-15.23	54.0	-25.64	AV	100.00	150	Vertical	Pass
2	2770.900	42.22	-8.48	74.0	-31.78	Peak	7.00	150	Vertical	Pass
2**	2770.900	33.46	-8.48	54.0	-20.54	AV	7.00	150	Vertical	Pass
3	4099.800	46.73	-4.30	74.0	-27.27	Peak	301.00	150	Vertical	Pass
3**	4099.800	35.73	-4.30	54.0	-18.27	AV	301.00	150	Vertical	Pass
4	5237.600	96.62	-0.89	--	-110.38	Peak	207.00	150	Vertical	N/A
4**	5237.600	90.40	-0.89	--	90.40	AV	207.00	150	Vertical	N/A
5	11678.488	50.94	20.08	74.0	-23.06	Peak	343.00	150	Vertical	Pass
5**	11678.488	38.76	20.08	54.0	-15.24	AV	343.00	150	Vertical	Pass
6	15486.300	55.17	23.75	74.0	-18.83	Peak	338.00	150	Vertical	Pass
6**	15486.300	44.70	23.75	54.0	-9.30	AV	338.00	150	Vertical	Pass

11n20, Band I, 1 GHz to 18 GHz, Low channel, ANT H

No.	Frequency (MHz)	Results (dBuV/m)	Factor (dB)	Limit (dBuV/m)	Over Limit (dB)	Detector	Table (Degree)	Height (cm)	Antenna	Verdict
1	1575.400	35.89	-15.27	74.0	-38.11	Peak	266.00	150	Horizontal	Pass
1**	1575.400	27.41	-15.27	54.0	-26.59	AV	266.00	150	Horizontal	Pass
2	2744.900	42.59	-8.84	74.0	-31.41	Peak	362.00	150	Horizontal	Pass
2**	2744.900	33.39	-8.84	54.0	-20.61	AV	362.00	150	Horizontal	Pass
3	4253.200	47.01	-3.14	74.0	-26.99	Peak	96.00	150	Horizontal	Pass
3**	4253.200	38.94	-3.14	54.0	-15.06	AV	96.00	150	Horizontal	Pass
4	5181.000	98.92	-0.58	--	-74.08	Peak	173.00	150	Horizontal	N/A
4**	5181.000	92.66	-0.58	--	92.66	AV	173.00	150	Horizontal	N/A
5	11672.450	50.46	20.14	74.0	-23.54	Peak	94.00	150	Horizontal	Pass
5**	11672.450	38.31	20.14	54.0	-15.69	AV	94.00	150	Horizontal	Pass
6	15486.562	54.87	23.76	74.0	-19.13	Peak	190.00	150	Horizontal	Pass
6**	15486.562	43.62	23.76	54.0	-10.38	AV	190.00	150	Horizontal	Pass

11n20, Band I, 1 GHz to 18 GHz, Low channel, ANT V

No.	Frequency (MHz)	Results (dBuV/m)	Factor (dB)	Limit (dBuV/m)	Over Limit (dB)	Detector	Table (Degree)	Height (cm)	Antenna	Verdict
1	1547.000	36.57	-14.99	74.0	-37.43	Peak	303.00	150	Vertical	Pass
1**	1547.000	26.85	-14.99	54.0	-27.15	AV	303.00	150	Vertical	Pass
2	2848.700	41.74	-8.24	74.0	-32.26	Peak	101.00	150	Vertical	Pass
2**	2848.700	32.24	-8.24	54.0	-21.76	AV	101.00	150	Vertical	Pass
3	4253.400	47.15	-3.13	74.0	-26.85	Peak	0.00	150	Vertical	Pass
3**	4253.400	35.62	-3.13	54.0	-18.38	AV	0.00	150	Vertical	Pass
4	5181.400	94.65	-0.58	--	-104.35	Peak	199.00	150	Vertical	N/A
4**	5181.400	88.71	-0.58	--	88.71	AV	199.00	150	Vertical	N/A
5	11541.925	50.24	19.63	74.0	-23.76	Peak	360.00	150	Vertical	Pass
5**	11541.925	38.39	19.63	54.0	-15.61	AV	360.00	150	Vertical	Pass
6	15647.737	55.52	23.53	74.0	-18.48	Peak	104.00	150	Vertical	Pass
6**	15647.737	43.41	23.53	54.0	-10.59	AV	104.00	150	Vertical	Pass

11n20, Band I, 1 GHz to 18 GHz, Middle channel, ANT H

No.	Frequency (MHz)	Results (dBuV/m)	Factor (dB)	Limit (dBuV/m)	Over Limit (dB)	Detector	Table (Degree)	Height (cm)	Antenna	Verdict
1	1532.300	36.39	-15.05	74.0	-37.61	Peak	7.00	150	Horizontal	Pass
1**	1532.300	27.69	-15.05	54.0	-26.31	AV	7.00	150	Horizontal	Pass
2	2831.800	41.69	-8.39	74.0	-32.31	Peak	163.00	150	Horizontal	Pass
2**	2831.800	32.53	-8.39	54.0	-21.47	AV	163.00	150	Horizontal	Pass
3	4194.200	46.92	-4.12	74.0	-27.08	Peak	0.00	150	Horizontal	Pass
3**	4194.200	35.03	-4.12	54.0	-18.97	AV	0.00	150	Horizontal	Pass
4	5218.800	99.91	-0.21	--	-37.09	Peak	137.00	150	Horizontal	N/A
4**	5218.800	94.15	-0.21	--	94.15	AV	137.00	150	Horizontal	N/A
5	11786.875	50.33	18.65	74.0	-23.67	Peak	169.00	150	Horizontal	Pass
5**	11786.875	39.47	18.65	54.0	-14.53	AV	169.00	150	Horizontal	Pass
6	16005.000	55.11	24.01	74.0	-18.89	Peak	251.00	150	Horizontal	Pass
6**	16005.000	43.06	24.01	54.0	-10.94	AV	251.00	150	Horizontal	Pass

11n20, Band I, 1 GHz to 18 GHz, Middle channel, ANT V

No.	Frequency (MHz)	Results (dBuV/m)	Factor (dB)	Limit (dBuV/m)	Over Limit (dB)	Detector	Table (Degree)	Height (cm)	Antenna	Verdict
1	1455.700	36.43	-14.64	74.0	-37.57	Peak	42.00	150	Vertical	Pass
1**	1455.700	27.57	-14.64	54.0	-26.43	AV	42.00	150	Vertical	Pass
2	2877.400	42.30	-8.34	74.0	-31.70	Peak	11.00	150	Vertical	Pass
2**	2877.400	32.04	-8.34	54.0	-21.96	AV	11.00	150	Vertical	Pass
3	4196.600	47.22	-4.00	74.0	-26.78	Peak	262.00	150	Vertical	Pass
3**	4196.600	35.97	-4.00	54.0	-18.03	AV	262.00	150	Vertical	Pass
4	5221.200	95.25	-0.37	--	-127.75	Peak	223.00	150	Vertical	Pass
4**	5221.200	89.16	-0.37	--	89.16	AV	223.00	150	Vertical	N/A
5	12494.125	50.67	18.55	74.0	-23.33	Peak	0.00	150	Vertical	Pass
5**	12494.125	37.76	18.55	54.0	-16.24	AV	0.00	150	Vertical	Pass
6	15597.338	55.56	23.55	74.0	-18.44	Peak	287.00	150	Vertical	Pass
6**	15597.338	44.28	23.55	54.0	-9.72	AV	287.00	150	Vertical	Pass

11n20, Band I, 1 GHz to 18 GHz, High channel, ANT H

No.	Frequency (MHz)	Results (dBuV/m)	Factor (dB)	Limit (dBuV/m)	Over Limit (dB)	Detector	Table (Degree)	Height (cm)	Antenna	Verdict
1	1459.500	37.60	-14.70	74.0	-36.40	Peak	138.00	150	Horizontal	Pass
1**	1459.500	26.83	-14.70	54.0	-27.17	AV	138.00	150	Horizontal	Pass
2	2725.300	41.74	-8.72	74.0	-32.26	Peak	37.00	150	Horizontal	Pass
2**	2725.300	33.23	-8.72	54.0	-20.77	AV	37.00	150	Horizontal	Pass
3	4251.000	47.21	-3.19	74.0	-26.79	Peak	297.00	150	Horizontal	Pass
3**	4251.000	36.22	-3.19	54.0	-17.78	AV	297.00	150	Horizontal	Pass
4	5241.400	99.41	-0.94	--	-37.59	Peak	137.00	150	Horizontal	N/A
4**	5241.400	93.65	-0.94	--	93.65	AV	137.00	150	Horizontal	N/A
5	12082.138	49.98	19.25	74.0	-24.02	Peak	360.00	150	Horizontal	Pass
5**	12082.138	39.48	19.25	54.0	-14.52	AV	360.00	150	Horizontal	Pass
6	15902.363	54.95	23.31	74.0	-19.05	Peak	0.00	150	Horizontal	Pass
6**	15902.363	43.46	23.31	54.0	-10.54	AV	0.00	150	Horizontal	Pass

11n20, Band I, 1 GHz to 18 GHz, High channel, ANT V

No.	Frequency (MHz)	Results (dBuV/m)	Factor (dB)	Limit (dBuV/m)	Over Limit (dB)	Detector	Table (Degree)	Height (cm)	Antenna	Verdict
1	1461.300	36.75	-14.74	74.0	-37.25	Peak	230.00	150	Vertical	Pass
1**	1461.300	26.83	-14.74	54.0	-27.17	AV	230.00	150	Vertical	Pass
2	2839.800	41.82	-8.51	74.0	-32.18	Peak	281.00	150	Vertical	Pass
2**	2839.800	32.11	-8.51	54.0	-21.89	AV	281.00	150	Vertical	Pass
3	4210.200	47.52	-3.97	74.0	-26.48	Peak	337.00	150	Vertical	Pass
3**	4210.200	37.14	-3.97	54.0	-16.86	AV	337.00	150	Vertical	Pass
4	5241.000	94.44	-0.95	--	-125.56	Peak	220.00	150	Vertical	N/A
4**	5241.000	88.97	-0.95	--	88.97	AV	220.00	150	Vertical	N/A
5	11679.638	50.45	20.07	74.0	-23.55	Peak	280.00	150	Vertical	Pass
5**	11679.638	38.48	20.07	54.0	-15.52	AV	280.00	150	Vertical	Pass
6	15624.112	55.72	23.47	74.0	-18.28	Peak	194.00	150	Vertical	Pass
6**	15624.112	44.29	23.47	54.0	-9.71	AV	194.00	150	Vertical	Pass

11n40, Band I, 1 GHz to 18 GHz, Low channel, ANT H

No.	Frequency (MHz)	Results (dBuV/m)	Factor (dB)	Limit (dBuV/m)	Over Limit (dB)	Detector	Table (Degree)	Height (cm)	Antenna	Verdict
1	1394.500	36.51	-14.84	74.0	-37.49	Peak	357.00	150	Horizontal	Pass
1**	1394.500	28.05	-14.84	54.0	-25.95	AV	357.00	150	Horizontal	Pass
2	2772.100	41.94	-8.47	74.0	-32.06	Peak	22.00	150	Horizontal	Pass
2**	2772.100	32.58	-8.47	54.0	-21.42	AV	22.00	150	Horizontal	Pass
3	4160.400	47.21	-3.50	74.0	-26.79	Peak	42.00	150	Horizontal	Pass
3**	4160.400	36.49	-3.50	54.0	-17.51	AV	42.00	150	Horizontal	Pass
4	5193.200	96.42	-0.62	--	-76.58	Peak	173.00	150	Horizontal	N/A
4**	5193.200	90.39	-0.62	--	90.39	AV	173.00	150	Horizontal	N/A
5	12338.588	50.83	19.79	74.0	-23.17	Peak	159.00	150	Horizontal	Pass
5**	12338.588	40.19	19.79	54.0	-13.81	AV	159.00	150	Horizontal	Pass
6	15501.000	55.33	23.96	74.0	-18.67	Peak	112.00	150	Horizontal	Pass
6**	15501.000	45.18	23.96	54.0	-8.82	AV	112.00	150	Horizontal	Pass

11n40, Band I, 1 GHz to 18 GHz, Low channel, ANT V

No.	Frequency (MHz)	Results (dBuV/m)	Factor (dB)	Limit (dBuV/m)	Over Limit (dB)	Detector	Table (Degree)	Height (cm)	Antenna	Verdict
1	1451.000	37.42	-14.69	74.0	-36.58	Peak	273.00	150	Vertical	Pass
1**	1451.000	27.37	-14.69	54.0	-26.63	AV	273.00	150	Vertical	Pass
2	2725.100	41.96	-8.71	74.0	-32.04	Peak	287.00	150	Vertical	Pass
2**	2725.100	32.25	-8.71	54.0	-21.75	AV	287.00	150	Vertical	Pass
3	3967.200	47.30	-4.15	74.0	-26.70	Peak	351.00	150	Vertical	Pass
3**	3967.200	36.46	-4.15	54.0	-17.54	AV	351.00	150	Vertical	Pass
4	5192.400	90.22	-0.66	--	-110.78	Peak	201.00	150	Vertical	N/A
4**	5192.400	84.25	-0.66	--	84.25	AV	201.00	150	Vertical	N/A
5	11661.525	50.34	20.25	74.0	-23.66	Peak	360.00	150	Vertical	Pass
5**	11661.525	39.08	20.25	54.0	-14.92	AV	360.00	150	Vertical	Pass
6	15901.575	55.73	23.30	74.0	-18.27	Peak	326.00	150	Vertical	Pass
6**	15901.575	43.23	23.30	54.0	-10.77	AV	326.00	150	Vertical	Pass

11n40, Band I, 1 GHz to 18 GHz, High channel, ANT H

No.	Frequency (MHz)	Results (dBuV/m)	Factor (dB)	Limit (dBuV/m)	Over Limit (dB)	Detector	Table (Degree)	Height (cm)	Antenna	Verdict
1	1519.300	36.54	-14.99	74.0	-37.46	Peak	360.00	150	Horizontal	Pass
1**	1519.300	27.51	-14.99	54.0	-26.49	AV	360.00	150	Horizontal	Pass
2	2779.300	42.18	-8.51	74.0	-31.82	Peak	265.00	150	Horizontal	Pass
2**	2779.300	32.47	-8.51	54.0	-21.53	AV	265.00	150	Horizontal	Pass
3	4217.400	47.00	-3.83	74.0	-27.00	Peak	98.00	150	Horizontal	Pass
3**	4217.400	37.21	-3.83	54.0	-16.79	AV	98.00	150	Horizontal	Pass
4	5233.000	96.98	-0.63	--	-55.02	Peak	152.00	150	Horizontal	N/A
4**	5233.000	90.08	-0.63	--	90.08	AV	152.00	150	Horizontal	N/A
5	12220.425	50.17	20.45	74.0	-23.83	Peak	13.00	150	Horizontal	Pass
5**	12220.425	38.22	20.45	54.0	-15.78	AV	13.00	150	Horizontal	Pass
6	15542.737	55.00	23.68	74.0	-19.00	Peak	360.00	150	Horizontal	Pass
6**	15542.737	44.97	23.68	54.0	-9.03	AV	360.00	150	Horizontal	Pass

11n40, Band I, 1 GHz to 18 GHz, High channel, ANT V

No.	Frequency (MHz)	Results (dBuV/m)	Factor (dB)	Limit (dBuV/m)	Over Limit (dB)	Detector	Table (Degree)	Height (cm)	Antenna	Verdict
1	1386.000	36.91	-14.82	74.0	-37.09	Peak	130.00	150	Vertical	Pass
1**	1386.000	26.62	-14.82	54.0	-27.38	AV	130.00	150	Vertical	Pass
2	2758.900	42.06	-8.92	74.0	-31.94	Peak	76.00	150	Vertical	Pass
2**	2758.900	33.03	-8.92	54.0	-20.97	AV	76.00	150	Vertical	Pass
3	4150.400	47.30	-3.44	74.0	-26.70	Peak	238.00	150	Vertical	Pass
3**	4150.400	35.97	-3.44	54.0	-18.03	AV	238.00	150	Vertical	Pass
4	5226.800	91.19	-0.48	--	-103.81	Peak	195.00	150	Vertical	N/A
4**	5226.800	83.93	-0.48	--	83.93	AV	195.00	150	Vertical	N/A
5	12124.401	50.26	19.68	74.0	-23.74	Peak	0.00	150	Vertical	Pass
5**	12124.401	38.87	19.68	54.0	-15.13	AV	0.00	150	Vertical	Pass
6	15676.088	55.35	23.56	74.0	-18.65	Peak	64.00	150	Vertical	Pass
6**	15676.088	43.30	23.56	54.0	-10.70	AV	64.00	150	Vertical	Pass

11ac20, Band I, 1 GHz to 18 GHz, Low channel, ANT H

No.	Frequency (MHz)	Results (dBuV/m)	Factor (dB)	Limit (dBuV/m)	Over Limit (dB)	Detector	Table (Degree)	Height (cm)	Antenna	Verdict
1	1500.600	36.63	-15.13	74.0	-37.37	Peak	286.00	150	Horizontal	Pass
1**	1500.600	27.18	-15.13	54.0	-26.82	AV	286.00	150	Horizontal	Pass
2	2798.600	41.02	-8.82	74.0	-32.98	Peak	78.00	150	Horizontal	Pass
2**	2798.600	32.30	-8.82	54.0	-21.70	AV	78.00	150	Horizontal	Pass
3	4148.600	47.23	-3.54	74.0	-26.77	Peak	137.00	150	Horizontal	Pass
3**	4148.600	35.87	-3.54	54.0	-18.13	AV	137.00	150	Horizontal	Pass
4	5177.000	98.18	-0.55	--	-64.82	Peak	163.00	150	Horizontal	N/A
4**	5177.000	92.40	-0.55	--	92.40	AV	163.00	150	Horizontal	N/A
5	11680.787	49.92	20.06	74.0	-24.08	Peak	341.00	150	Horizontal	Pass
5**	11680.787	39.67	20.06	54.0	-14.33	AV	341.00	150	Horizontal	Pass
6	15811.537	54.67	23.22	74.0	-19.33	Peak	104.00	150	Horizontal	Pass
6**	15811.537	42.85	23.22	54.0	-11.15	AV	104.00	150	Horizontal	Pass

11ac20, Band I, 1 GHz to 18 GHz, Low channel, ANT V

No.	Frequency (MHz)	Results (dBuV/m)	Factor (dB)	Limit (dBuV/m)	Over Limit (dB)	Detector	Table (Degree)	Height (cm)	Antenna	Verdict
1	1510.300	37.29	-15.11	74.0	-36.71	Peak	353.00	150	Vertical	Pass
1**	1510.300	27.06	-15.11	54.0	-26.94	AV	353.00	150	Vertical	Pass
2	2789.200	41.53	-8.88	74.0	-32.47	Peak	119.00	150	Vertical	Pass
2**	2789.200	32.75	-8.88	54.0	-21.25	AV	119.00	150	Vertical	Pass
3	4038.400	47.18	-4.02	74.0	-26.82	Peak	162.00	150	Vertical	Pass
3**	4038.400	34.95	-4.02	54.0	-19.05	AV	162.00	150	Vertical	Pass
4	5178.600	92.83	-0.65	--	-115.17	Peak	208.00	150	Vertical	N/A
4**	5178.600	86.64	-0.65	--	86.64	AV	208.00	150	Vertical	N/A
5	11618.400	49.74	20.23	74.0	-24.26	Peak	272.00	150	Vertical	Pass
5**	11618.400	40.60	20.23	54.0	-13.40	AV	272.00	150	Vertical	Pass
6	15613.350	55.54	23.48	74.0	-18.46	Peak	112.00	150	Vertical	Pass
6**	15613.350	43.72	23.48	54.0	-10.28	AV	112.00	150	Vertical	Pass

11ac20, Band I, 1 GHz to 18 GHz, Middle channel, ANT H

No.	Frequency (MHz)	Results (dBuV/m)	Factor (dB)	Limit (dBuV/m)	Over Limit (dB)	Detector	Table (Degree)	Height (cm)	Antenna	Verdict
1	1458.400	36.93	-14.69	74.0	-37.07	Peak	315.00	150	Horizontal	Pass
1**	1458.400	27.68	-14.69	54.0	-26.32	AV	315.00	150	Horizontal	Pass
2	2724.800	42.39	-8.69	74.0	-31.61	Peak	163.00	150	Horizontal	Pass
2**	2724.800	32.47	-8.69	54.0	-21.53	AV	163.00	150	Horizontal	Pass
3	4113.200	46.65	-4.18	74.0	-27.35	Peak	23.00	150	Horizontal	Pass
3**	4113.200	35.88	-4.18	54.0	-18.12	AV	23.00	150	Horizontal	Pass
4	5219.000	98.78	-0.20	--	-66.22	Peak	165.00	150	Horizontal	N/A
4**	5219.000	93.06	-0.20	--	93.06	AV	165.00	150	Horizontal	N/A
5	11662.963	50.20	20.24	74.0	-23.80	Peak	228.00	150	Horizontal	Pass
5**	11662.963	38.69	20.24	54.0	-15.31	AV	228.00	150	Horizontal	Pass
6	15594.450	55.19	23.56	74.0	-18.81	Peak	87.00	150	Horizontal	Pass
6**	15594.450	43.05	23.56	54.0	-10.95	AV	87.00	150	Horizontal	Pass

11ac20, Band I, 1 GHz to 18 GHz, Middle channel, ANT V

No.	Frequency (MHz)	Results (dBuV/m)	Factor (dB)	Limit (dBuV/m)	Over Limit (dB)	Detector	Table (Degree)	Height (cm)	Antenna	Verdict
1	1488.700	36.54	-15.19	74.0	-37.46	Peak	225.00	150	Vertical	Pass
1**	1488.700	27.30	-15.19	54.0	-26.70	AV	225.00	150	Vertical	Pass
2	2787.400	41.86	-8.83	74.0	-32.14	Peak	212.00	150	Vertical	Pass
2**	2787.400	31.68	-8.83	54.0	-22.32	AV	212.00	150	Vertical	Pass
3	4210.600	48.19	-3.93	74.0	-25.81	Peak	0.00	150	Vertical	Pass
3**	4210.600	36.06	-3.93	54.0	-17.94	AV	0.00	150	Vertical	Pass
4	5222.600	93.56	-0.39	--	-129.44	Peak	223.00	150	Vertical	N/A
4**	5222.600	86.05	-0.39	--	86.05	AV	223.00	150	Vertical	N/A
5	11643.125	50.55	20.37	74.0	-23.45	Peak	280.00	150	Vertical	Pass
5**	11643.125	39.40	20.37	54.0	-14.60	AV	280.00	150	Vertical	Pass
6	15627.263	55.55	23.49	74.0	-18.45	Peak	360.00	150	Vertical	Pass
6**	15627.263	44.07	23.49	54.0	-9.93	AV	360.00	150	Vertical	Pass

11ac20, Band I, 1 GHz to 18 GHz, High channel, ANT H

No.	Frequency (MHz)	Results (dBuV/m)	Factor (dB)	Limit (dBuV/m)	Over Limit (dB)	Detector	Table (Degree)	Height (cm)	Antenna	Verdict
1	1459.800	36.82	-14.70	74.0	-37.18	Peak	81.00	150	Horizontal	Pass
1**	1459.800	28.04	-14.70	54.0	-25.96	AV	81.00	150	Horizontal	Pass
2	2757.300	41.87	-9.00	74.0	-32.13	Peak	354.00	150	Horizontal	Pass
2**	2757.300	32.59	-9.00	54.0	-21.41	AV	354.00	150	Horizontal	Pass
3	4183.400	47.77	-3.92	74.0	-26.23	Peak	347.00	150	Horizontal	Pass
3**	4183.400	35.06	-3.92	54.0	-18.94	AV	347.00	150	Horizontal	Pass
4	5238.000	98.29	-0.92	--	-90.71	Peak	189.00	150	Horizontal	N/A
4**	5238.000	92.22	-0.92	--	92.22	AV	189.00	150	Horizontal	N/A
5	12335.425	50.13	19.81	74.0	-23.87	Peak	237.00	150	Horizontal	Pass
5**	12335.425	39.43	19.81	54.0	-14.57	AV	237.00	150	Horizontal	Pass
6	15598.125	55.07	23.55	74.0	-18.93	Peak	303.00	150	Horizontal	Pass
6**	15598.125	42.84	23.55	54.0	-11.16	AV	303.00	150	Horizontal	Pass

11ac20, Band I, 1 GHz to 18 GHz, High channel, ANT V

No.	Frequency (MHz)	Results (dBuV/m)	Factor (dB)	Limit (dBuV/m)	Over Limit (dB)	Detector	Table (Degree)	Height (cm)	Antenna	Verdict
1	1473.100	37.00	-14.89	74.0	-37.00	Peak	265.00	150	Vertical	Pass
1**	1473.100	27.08	-14.89	54.0	-26.92	AV	265.00	150	Vertical	Pass
2	2781.300	42.47	-8.67	74.0	-31.53	Peak	82.00	150	Vertical	Pass
2**	2781.300	32.49	-8.67	54.0	-21.51	AV	82.00	150	Vertical	Pass
3	4052.400	46.80	-3.67	74.0	-27.20	Peak	90.00	150	Vertical	Pass
3**	4052.400	36.79	-3.67	54.0	-17.21	AV	90.00	150	Vertical	Pass
4	5238.600	92.51	-0.94	--	-112.49	Peak	205.00	150	Vertical	N/A
4**	5238.600	85.68	-0.94	--	85.68	AV	205.00	150	Vertical	N/A
5	12207.200	50.71	20.44	74.0	-23.29	Peak	133.00	150	Vertical	Pass
5**	12207.200	38.39	20.44	54.0	-15.61	AV	133.00	150	Vertical	Pass
6	15601.013	54.68	23.55	74.0	-19.32	Peak	46.00	150	Vertical	Pass
6**	15601.013	44.03	23.55	54.0	-9.97	AV	46.00	150	Vertical	Pass

11ac40, Band I, 1 GHz to 18 GHz, Low channel, ANT H

No.	Frequency (MHz)	Results (dBuV/m)	Factor (dB)	Limit (dBuV/m)	Over Limit (dB)	Detector	Table (Degree)	Height (cm)	Antenna	Verdict
1	1597.900	37.23	-15.17	74.0	-36.77	Peak	345.00	150	Horizontal	Pass
1**	1597.900	28.37	-15.17	54.0	-25.63	AV	345.00	150	Horizontal	Pass
2	2719.100	42.96	-8.70	74.0	-31.04	Peak	345.00	150	Horizontal	Pass
2**	2719.100	31.64	-8.70	54.0	-22.36	AV	345.00	150	Horizontal	Pass
3	4063.400	47.34	-3.86	74.0	-26.66	Peak	240.00	150	Horizontal	Pass
3**	4063.400	35.43	-3.86	54.0	-18.57	AV	240.00	150	Horizontal	Pass
4	5187.800	93.86	-0.73	--	-69.14	Peak	163.00	150	Horizontal	N/A
4**	5187.800	87.86	-0.73	--	87.86	AV	163.00	150	Horizontal	N/A
5	12354.975	51.22	19.67	74.0	-22.78	Peak	136.00	150	Horizontal	Pass
5**	12354.975	38.72	19.67	54.0	-15.28	AV	136.00	150	Horizontal	Pass
6	15934.387	56.43	23.83	74.0	-17.57	Peak	161.00	150	Horizontal	Pass
6**	15934.387	43.91	23.83	54.0	-10.09	AV	161.00	150	Horizontal	Pass

11ac40, Band I, 1 GHz to 18 GHz, Low channel, ANT V

No.	Frequency (MHz)	Results (dBuV/m)	Factor (dB)	Limit (dBuV/m)	Over Limit (dB)	Detector	Table (Degree)	Height (cm)	Antenna	Verdict
1	1535.600	37.02	-15.04	74.0	-36.98	Peak	253.00	150	Vertical	Pass
1**	1535.600	28.78	-15.04	54.0	-25.22	AV	253.00	150	Vertical	Pass
2	2847.500	42.30	-8.28	74.0	-31.70	Peak	282.00	150	Vertical	Pass
2**	2847.500	32.49	-8.28	54.0	-21.51	AV	282.00	150	Vertical	Pass
3	3966.200	46.59	-4.28	74.0	-27.41	Peak	125.00	150	Vertical	Pass
3**	3966.200	35.42	-4.28	54.0	-18.58	AV	125.00	150	Vertical	Pass
4	5182.600	87.82	-0.57	--	20.82	Peak	67.00	150	Vertical	N/A
4**	5182.600	80.03	-0.57	--	80.03	AV	67.00	150	Vertical	N/A
5	12359.576	50.98	19.64	74.0	-23.02	Peak	237.00	150	Vertical	Pass
5**	12359.576	38.90	19.64	54.0	-15.10	AV	237.00	150	Vertical	Pass
6	15701.026	55.87	23.57	74.0	-18.13	Peak	29.00	150	Vertical	Pass
6**	15701.026	44.06	23.57	54.0	-9.94	AV	29.00	150	Vertical	Pass

11ac40, Band I, 1 GHz to 18 GHz, High channel, ANT H

No.	Frequency (MHz)	Results (dBuV/m)	Factor (dB)	Limit (dBuV/m)	Over Limit (dB)	Detector	Table (Degree)	Height (cm)	Antenna	Verdict
1	1542.400	36.35	-14.96	74.0	-37.65	Peak	131.00	150	Horizontal	Pass
1**	1542.400	28.76	-14.96	54.0	-25.24	AV	131.00	150	Horizontal	Pass
2	2820.500	41.37	-8.41	74.0	-32.63	Peak	115.00	150	Horizontal	Pass
2**	2820.500	31.90	-8.41	54.0	-22.10	AV	115.00	150	Horizontal	Pass
3	4259.600	47.51	-3.40	74.0	-26.49	Peak	72.00	150	Horizontal	Pass
3**	4259.600	35.85	-3.40	54.0	-18.15	AV	72.00	150	Horizontal	Pass
4	5222.600	93.99	-0.39	--	-72.01	Peak	166.00	150	Horizontal	N/A
4**	5222.600	87.74	-0.39	--	87.74	AV	166.00	150	Horizontal	N/A
5	11770.776	50.53	18.77	74.0	-23.47	Peak	176.00	150	Horizontal	Pass
5**	11770.776	38.37	18.77	54.0	-15.63	AV	176.00	150	Horizontal	Pass
6	15955.387	55.89	23.97	74.0	-18.11	Peak	0.00	150	Horizontal	Pass
6**	15955.387	43.41	23.97	54.0	-10.59	AV	0.00	150	Horizontal	Pass

11ac40, Band I, 1 GHz to 18 GHz, High channel, ANT V

No.	Frequency (MHz)	Results (dBuV/m)	Factor (dB)	Limit (dBuV/m)	Over Limit (dB)	Detector	Table (Degree)	Height (cm)	Antenna	Verdict
1	1482.700	36.39	-15.16	74.0	-37.61	Peak	237.00	150	Vertical	Pass
1**	1482.700	27.56	-15.16	54.0	-26.44	AV	237.00	150	Vertical	Pass
2	2845.600	42.69	-8.42	74.0	-31.31	Peak	0.00	150	Vertical	Pass
2**	2845.600	33.97	-8.42	54.0	-20.03	AV	0.00	150	Vertical	Pass
3	4037.400	46.69	-4.01	74.0	-27.31	Peak	317.00	150	Vertical	Pass
3**	4037.400	35.10	-4.01	54.0	-18.90	AV	317.00	150	Vertical	Pass
4	5228.200	87.98	-0.49	--	-137.02	Peak	225.00	150	Vertical	N/A
4**	5228.200	81.80	-0.49	--	81.80	AV	225.00	150	Vertical	N/A
5	11644.276	50.25	20.38	74.0	-23.75	Peak	269.00	150	Vertical	Pass
5**	11644.276	39.39	20.38	54.0	-14.61	AV	269.00	150	Vertical	Pass
6	15487.088	54.94	23.76	74.0	-19.06	Peak	349.00	150	Vertical	Pass
6**	15487.088	43.79	23.76	54.0	-10.21	AV	349.00	150	Vertical	Pass

11ac80, Band I, 1 GHz to 18 GHz, Middle channel, ANT H

No.	Frequency (MHz)	Results (dBuV/m)	Factor (dB)	Limit (dBuV/m)	Over Limit (dB)	Detector	Table (Degree)	Height (cm)	Antenna	Verdict
1	1560.600	36.80	-15.09	74.0	-37.20	Peak	345.00	150	Horizontal	Pass
1**	1560.600	27.53	-15.09	54.0	-26.47	AV	345.00	150	Horizontal	Pass
2	2844.800	42.35	-8.46	74.0	-31.65	Peak	28.00	150	Horizontal	Pass
2**	2844.800	32.96	-8.46	54.0	-21.04	AV	28.00	150	Horizontal	Pass
3	4026.400	47.10	-3.85	74.0	-26.90	Peak	0.00	150	Horizontal	Pass
3**	4026.400	35.80	-3.85	54.0	-18.20	AV	0.00	150	Horizontal	Pass
4	5213.400	91.52	-0.43	--	-75.48	Peak	167.00	150	Horizontal	N/A
4**	5213.400	83.71	-0.43	--	83.71	AV	167.00	150	Horizontal	N/A
5	12309.550	50.16	19.95	74.0	-23.84	Peak	346.00	150	Horizontal	Pass
5**	12309.550	38.61	19.95	54.0	-15.39	AV	346.00	150	Horizontal	Pass
6	15985.313	55.69	24.01	74.0	-18.31	Peak	266.00	150	Horizontal	Pass
6**	15985.313	44.49	24.01	54.0	-9.51	AV	266.00	150	Horizontal	Pass

11ac80, Band I, 1 GHz to 18 GHz, Middle channel, ANT V

No.	Frequency (MHz)	Results (dBuV/m)	Factor (dB)	Limit (dBuV/m)	Over Limit (dB)	Detector	Table (Degree)	Height (cm)	Antenna	Verdict
1	1472.300	37.46	-14.88	74.0	-36.54	Peak	0.00	150	Vertical	Pass
1**	1472.300	27.80	-14.88	54.0	-26.20	AV	0.00	150	Vertical	Pass
2	2784.200	42.20	-8.67	74.0	-31.80	Peak	148.00	150	Vertical	Pass
2**	2784.200	32.98	-8.67	54.0	-21.02	AV	148.00	150	Vertical	Pass
3	4090.400	47.45	-4.48	74.0	-26.55	Peak	13.00	150	Vertical	Pass
3**	4090.400	34.64	-4.48	54.0	-19.36	AV	13.00	150	Vertical	Pass
4	5203.400	86.43	-0.50	--	-114.57	Peak	201.00	150	Vertical	N/A
4**	5203.400	79.47	-0.50	--	79.47	AV	201.00	150	Vertical	N/A
5	12279.363	50.28	20.24	74.0	-23.72	Peak	249.00	150	Vertical	Pass
5**	12279.363	39.06	20.24	54.0	-14.94	AV	249.00	150	Vertical	Pass
6	15500.213	56.24	23.97	74.0	-17.76	Peak	234.00	150	Vertical	Pass
6**	15500.213	43.49	23.97	54.0	-10.51	AV	234.00	150	Vertical	Pass

11a, Band II, 1 GHz to 18 GHz, Low channel, ANT H

No.	Frequency (MHz)	Results (dBuV/m)	Factor (dB)	Limit (dBuV/m)	Over Limit (dB)	Detector	Table (Degree)	Height (cm)	Antenna	Verdict
1	1605.400	37.42	-15.38	74.0	-36.58	Peak	41.00	150	Horizontal	Pass
1**	1605.400	27.90	-15.38	54.0	-26.10	AV	41.00	150	Horizontal	Pass
2	2831.700	41.97	-8.38	74.0	-32.03	Peak	74.00	150	Horizontal	Pass
2**	2831.700	32.52	-8.38	54.0	-21.48	AV	74.00	150	Horizontal	Pass
3	4171.800	47.08	-3.82	74.0	-26.92	Peak	311.00	150	Horizontal	Pass
3**	4171.800	34.91	-3.82	54.0	-19.09	AV	311.00	150	Horizontal	Pass
4	5259.400	103.07	-1.05	--	-31.93	Peak	135.00	150	Horizontal	N/A
4**	5259.400	97.51	-1.05	--	97.51	AV	135.00	150	Horizontal	N/A
5	12362.162	50.43	19.61	74.0	-23.57	Peak	330.00	150	Horizontal	Pass
5**	12362.162	39.29	19.61	54.0	-14.71	AV	330.00	150	Horizontal	Pass
6	15925.987	55.53	23.72	74.0	-18.47	Peak	330.00	150	Horizontal	Pass
6**	15925.987	43.38	23.72	54.0	-10.62	AV	330.00	150	Horizontal	Pass

11a, Band II, 1 GHz to 18 GHz, Low channel, ANT V

No.	Frequency (MHz)	Results (dBuV/m)	Factor (dB)	Limit (dBuV/m)	Over Limit (dB)	Detector	Table (Degree)	Height (cm)	Antenna	Verdict
1	1548.800	37.19	-14.99	74.0	-36.81	Peak	318.00	150	Vertical	Pass
1**	1548.800	27.70	-14.99	54.0	-26.30	AV	318.00	150	Vertical	Pass
2	2815.900	41.46	-8.33	74.0	-32.54	Peak	284.00	150	Vertical	Pass
2**	2815.900	33.20	-8.33	54.0	-20.80	AV	284.00	150	Vertical	Pass
3	4147.200	47.70	-3.62	74.0	-26.30	Peak	125.00	150	Vertical	Pass
3**	4147.200	35.35	-3.62	54.0	-18.65	AV	125.00	150	Vertical	Pass
4	5261.400	96.83	-1.05	--	33.83	Peak	63.00	150	Vertical	N/A
4**	5261.400	90.69	-1.05	--	90.69	AV	63.00	150	Vertical	N/A
5	11607.474	50.62	20.17	74.0	-23.38	Peak	168.00	150	Vertical	Pass
5**	11607.474	38.11	20.17	54.0	-15.89	AV	168.00	150	Vertical	Pass
6	15504.151	55.36	23.93	74.0	-18.64	Peak	194.00	150	Vertical	Pass
6**	15504.151	44.12	23.93	54.0	-9.88	AV	194.00	150	Vertical	Pass

11a, Band II, 1 GHz to 18 GHz, Middle channel, ANT H

No.	Frequency (MHz)	Results (dBuV/m)	Factor (dB)	Limit (dBuV/m)	Over Limit (dB)	Detector	Table (Degree)	Height (cm)	Antenna	Verdict
1	1481.300	36.70	-15.14	74.0	-37.30	Peak	233.00	150	Horizontal	Pass
1**	1481.300	27.09	-15.14	54.0	-26.91	AV	233.00	150	Horizontal	Pass
2	2776.500	41.64	-8.56	74.0	-32.36	Peak	360.00	150	Horizontal	Pass
2**	2776.500	32.83	-8.56	54.0	-21.17	AV	360.00	150	Horizontal	Pass
3	4172.400	47.10	-3.84	74.0	-26.90	Peak	14.00	150	Horizontal	Pass
3**	4172.400	37.27	-3.84	54.0	-16.73	AV	14.00	150	Horizontal	Pass
4	5302.000	103.79	0.29	--	-77.21	Peak	181.00	150	Horizontal	N/A
4**	5302.000	96.86	0.29	--	96.86	AV	181.00	150	Horizontal	N/A
5	12344.050	50.74	19.75	74.0	-23.26	Peak	37.00	150	Horizontal	Pass
5**	12344.050	38.89	19.75	54.0	-15.11	AV	37.00	150	Horizontal	Pass
6	15947.513	55.82	23.94	74.0	-18.18	Peak	10.00	150	Horizontal	Pass
6**	15947.513	42.10	23.94	54.0	-11.90	AV	10.00	150	Horizontal	Pass

11a, Band II, 1 GHz to 18 GHz, Middle channel, ANT V

No.	Frequency (MHz)	Results (dBuV/m)	Factor (dB)	Limit (dBuV/m)	Over Limit (dB)	Detector	Table (Degree)	Height (cm)	Antenna	Verdict
1	1588.500	36.95	-15.23	74.0	-37.05	Peak	4.00	150	Vertical	Pass
1**	1588.500	27.60	-15.23	54.0	-26.40	AV	4.00	150	Vertical	Pass
2	2829.100	41.95	-8.24	74.0	-32.05	Peak	250.00	150	Vertical	Pass
2**	2829.100	32.46	-8.24	54.0	-21.54	AV	250.00	150	Vertical	Pass
3	4095.400	47.72	-4.44	74.0	-26.28	Peak	298.00	150	Vertical	Pass
3**	4095.400	35.94	-4.44	54.0	-18.06	AV	298.00	150	Vertical	Pass
4	5299.200	97.51	0.27	--	-139.49	Peak	237.00	150	Vertical	N/A
4**	5299.200	91.06	0.27	--	91.06	AV	237.00	150	Vertical	N/A
5	12239.688	50.81	20.43	74.0	-23.19	Peak	319.00	150	Vertical	Pass
5**	12239.688	38.28	20.43	54.0	-15.72	AV	319.00	150	Vertical	Pass
6	15563.737	55.90	23.58	74.0	-18.10	Peak	240.00	150	Vertical	Pass
6**	15563.737	43.38	23.58	54.0	-10.62	AV	240.00	150	Vertical	Pass

11a, Band II, 1 GHz to 18 GHz, High channel, ANT H

No.	Frequency (MHz)	Results (dBuV/m)	Factor (dB)	Limit (dBuV/m)	Over Limit (dB)	Detector	Table (Degree)	Height (cm)	Antenna	Verdict
1	1561.000	35.91	-15.09	74.0	-38.09	Peak	168.00	150	Horizontal	Pass
1**	1561.000	26.84	-15.09	54.0	-27.16	AV	168.00	150	Horizontal	Pass
2	2803.600	41.03	-8.73	74.0	-32.97	Peak	182.00	150	Horizontal	Pass
2**	2803.600	31.51	-8.73	54.0	-22.49	AV	182.00	150	Horizontal	Pass
3	4141.600	46.97	-4.00	74.0	-27.03	Peak	53.00	150	Horizontal	Pass
3**	4141.600	36.51	-4.00	54.0	-17.49	AV	53.00	150	Horizontal	Pass
4	5318.800	103.70	0.13	--	-71.30	Peak	175.00	150	Horizontal	N/A
4**	5318.800	97.89	0.13	--	97.89	AV	175.00	150	Horizontal	N/A
5	11551.412	50.59	19.72	74.0	-23.41	Peak	104.00	150	Horizontal	Pass
5**	11551.412	38.91	19.72	54.0	-15.09	AV	104.00	150	Horizontal	Pass
6	15926.250	55.41	23.73	74.0	-18.59	Peak	148.00	150	Horizontal	Pass
6**	15926.250	43.85	23.73	54.0	-10.15	AV	148.00	150	Horizontal	Pass

11a, Band II, 1 GHz to 18 GHz, High channel, ANT V

No.	Frequency (MHz)	Results (dBuV/m)	Factor (dB)	Limit (dBuV/m)	Over Limit (dB)	Detector	Table (Degree)	Height (cm)	Antenna	Verdict
1	1454.200	37.24	-14.67	74.0	-36.76	Peak	100.00	150	Vertical	Pass
1**	1454.200	27.40	-14.67	54.0	-26.60	AV	100.00	150	Vertical	Pass
2	2801.300	41.98	-8.76	74.0	-32.02	Peak	360.00	150	Vertical	Pass
2**	2801.300	32.02	-8.76	54.0	-21.98	AV	360.00	150	Vertical	Pass
3	4125.000	46.70	-3.98	74.0	-27.30	Peak	16.00	150	Vertical	Pass
3**	4125.000	35.40	-3.98	54.0	-18.60	AV	16.00	150	Vertical	Pass
4	5318.400	97.31	0.09	--	-125.69	Peak	223.00	150	Vertical	N/A
4**	5318.400	90.62	0.09	--	90.62	AV	223.00	150	Vertical	N/A
5	11645.425	50.50	20.38	74.0	-23.50	Peak	148.00	150	Vertical	Pass
5**	11645.425	38.91	20.38	54.0	-15.09	AV	148.00	150	Vertical	Pass
6	15968.775	55.30	24.00	74.0	-18.70	Peak	176.00	150	Vertical	Pass
6**	15968.775	43.73	24.00	54.0	-10.27	AV	176.00	150	Vertical	Pass

11n20, Band II, 1 GHz to 18 GHz, Low channel, ANT H

No.	Frequency (MHz)	Results (dBuV/m)	Factor (dB)	Limit (dBuV/m)	Over Limit (dB)	Detector	Table (Degree)	Height (cm)	Antenna	Verdict
1	1381.600	36.66	-14.85	74.0	-37.34	Peak	293.00	150	Horizontal	Pass
1**	1381.600	27.17	-14.85	54.0	-26.83	AV	293.00	150	Horizontal	Pass
2	2835.700	41.83	-8.47	74.0	-32.17	Peak	56.00	150	Horizontal	Pass
2**	2835.700	32.56	-8.47	54.0	-21.44	AV	56.00	150	Horizontal	Pass
3	4127.600	46.80	-3.99	74.0	-27.20	Peak	191.00	150	Horizontal	Pass
3**	4127.600	36.21	-3.99	54.0	-17.79	AV	191.00	150	Horizontal	Pass
4	5260.000	100.71	-1.05	--	-56.29	Peak	157.00	150	Horizontal	N/A
4**	5260.000	92.52	-1.05	--	92.52	AV	157.00	150	Horizontal	N/A
5	11612.075	50.83	20.20	74.0	-23.17	Peak	199.00	150	Horizontal	Pass
5**	11612.075	38.80	20.20	54.0	-15.20	AV	199.00	150	Horizontal	Pass
6	15537.225	55.02	23.71	74.0	-18.98	Peak	97.00	150	Horizontal	Pass
6**	15537.225	43.01	23.71	54.0	-10.99	AV	97.00	150	Horizontal	Pass

11n20, Band II, 1 GHz to 18 GHz, Low channel, ANT V

No.	Frequency (MHz)	Results (dBuV/m)	Factor (dB)	Limit (dBuV/m)	Over Limit (dB)	Detector	Table (Degree)	Height (cm)	Antenna	Verdict
1	1466.500	37.87	-14.85	74.0	-36.13	Peak	21.00	150	Vertical	Pass
1**	1466.500	29.57	-14.85	54.0	-24.43	AV	21.00	150	Vertical	Pass
2	2757.500	41.35	-8.99	74.0	-32.65	Peak	155.00	150	Vertical	Pass
2**	2757.500	31.38	-8.99	54.0	-22.62	AV	155.00	150	Vertical	Pass
3	4216.000	46.99	-3.96	74.0	-27.01	Peak	360.00	150	Vertical	Pass
3**	4216.000	34.96	-3.96	54.0	-19.04	AV	360.00	150	Vertical	Pass
4	5261.600	93.59	-1.05	--	28.59	Peak	65.00	150	Vertical	N/A
4**	5261.600	87.60	-1.05	--	87.60	AV	65.00	150	Vertical	N/A
5	12276.775	50.78	20.26	74.0	-23.22	Peak	1.00	150	Vertical	Pass
5**	12276.775	39.25	20.26	54.0	-14.75	AV	1.00	150	Vertical	Pass
6	15611.775	54.89	23.49	74.0	-19.11	Peak	268.00	150	Vertical	Pass
6**	15611.775	43.21	23.49	54.0	-10.79	AV	268.00	150	Vertical	Pass

11n20, Band II, 1 GHz to 18 GHz, Middle channel, ANT H

No.	Frequency (MHz)	Results (dBuV/m)	Factor (dB)	Limit (dBuV/m)	Over Limit (dB)	Detector	Table (Degree)	Height (cm)	Antenna	Verdict
1	1582.500	37.87	-15.30	74.0	-36.13	Peak	49.00	150	Horizontal	Pass
1**	1582.500	26.79	-15.30	54.0	-27.21	AV	49.00	150	Horizontal	Pass
2	2820.900	41.68	-8.40	74.0	-32.32	Peak	61.00	150	Horizontal	Pass
2**	2820.900	31.45	-8.40	54.0	-22.55	AV	61.00	150	Horizontal	Pass
3	4132.000	47.01	-4.12	74.0	-26.99	Peak	348.00	150	Horizontal	Pass
3**	4132.000	36.61	-4.12	54.0	-17.39	AV	348.00	150	Horizontal	Pass
4	5300.800	100.48	0.28	--	-80.52	Peak	181.00	150	Horizontal	N/A
4**	5300.800	94.30	0.28	--	94.30	AV	181.00	150	Horizontal	N/A
5	11650.312	50.51	20.39	74.0	-23.49	Peak	192.00	150	Horizontal	Pass
5**	11650.312	39.86	20.39	54.0	-14.14	AV	192.00	150	Horizontal	Pass
6	15500.738	56.20	23.96	74.0	-17.80	Peak	255.00	150	Horizontal	Pass
6**	15500.738	45.90	23.96	54.0	-8.10	AV	255.00	150	Horizontal	Pass

11n20, Band II, 1 GHz to 18 GHz, Middle channel, ANT V

No.	Frequency (MHz)	Results (dBuV/m)	Factor (dB)	Limit (dBuV/m)	Over Limit (dB)	Detector	Table (Degree)	Height (cm)	Antenna	Verdict
1	1503.600	36.93	-15.10	74.0	-37.07	Peak	191.00	150	Vertical	Pass
1**	1503.600	27.50	-15.10	54.0	-26.50	AV	191.00	150	Vertical	Pass
2	2743.800	41.77	-8.83	74.0	-32.23	Peak	56.00	150	Vertical	Pass
2**	2743.800	32.74	-8.83	54.0	-21.26	AV	56.00	150	Vertical	Pass
3	4254.800	47.81	-3.07	74.0	-26.19	Peak	360.00	150	Vertical	Pass
3**	4254.800	36.41	-3.07	54.0	-17.59	AV	360.00	150	Vertical	Pass
4	5299.800	95.28	0.27	--	-142.72	Peak	238.00	150	Vertical	N/A
4**	5299.800	87.54	0.27	--	87.54	AV	238.00	150	Vertical	N/A
5	12202.025	51.01	20.43	74.0	-22.99	Peak	158.00	150	Vertical	Pass
5**	12202.025	38.13	20.43	54.0	-15.87	AV	158.00	150	Vertical	Pass
6	15674.250	54.86	23.55	74.0	-19.14	Peak	286.00	150	Vertical	Pass
6**	15674.250	43.33	23.55	54.0	-10.67	AV	286.00	150	Vertical	Pass

11n20, Band II, 1 GHz to 18 GHz, High channel, ANT H

No.	Frequency (MHz)	Results (dBuV/m)	Factor (dB)	Limit (dBuV/m)	Over Limit (dB)	Detector	Table (Degree)	Height (cm)	Antenna	Verdict
1	1546.000	36.44	-14.90	74.0	-37.56	Peak	357.00	150	Horizontal	Pass
1**	1546.000	27.12	-14.90	54.0	-26.88	AV	357.00	150	Horizontal	Pass
2	2824.700	41.84	-8.31	74.0	-32.16	Peak	282.00	150	Horizontal	Pass
2**	2824.700	31.46	-8.31	54.0	-22.54	AV	282.00	150	Horizontal	Pass
3	4084.000	47.10	-4.24	74.0	-26.90	Peak	314.00	150	Horizontal	Pass
3**	4084.000	35.70	-4.24	54.0	-18.30	AV	314.00	150	Horizontal	Pass
4	5322.000	101.71	-0.07	--	-73.29	Peak	175.00	150	Horizontal	N/A
4**	5322.000	94.24	-0.07	--	94.24	AV	175.00	150	Horizontal	N/A
5	11642.550	50.93	20.37	74.0	-23.07	Peak	325.00	150	Horizontal	Pass
5**	11642.550	39.26	20.37	54.0	-14.74	AV	325.00	150	Horizontal	Pass
6	15812.325	55.57	23.23	74.0	-18.43	Peak	233.00	150	Horizontal	Pass
6**	15812.325	43.32	23.23	54.0	-10.68	AV	233.00	150	Horizontal	Pass

11n20, Band II, 1 GHz to 18 GHz, High channel, ANT V

No.	Frequency (MHz)	Results (dBuV/m)	Factor (dB)	Limit (dBuV/m)	Over Limit (dB)	Detector	Table (Degree)	Height (cm)	Antenna	Verdict
1	1454.800	36.66	-14.66	74.0	-37.34	Peak	204.00	150	Vertical	Pass
1**	1454.800	27.31	-14.66	54.0	-26.69	AV	204.00	150	Vertical	Pass
2	2764.400	41.46	-8.73	74.0	-32.54	Peak	204.00	150	Vertical	Pass
2**	2764.400	32.40	-8.73	54.0	-21.60	AV	204.00	150	Vertical	Pass
3	4179.200	46.54	-3.97	74.0	-27.46	Peak	182.00	150	Vertical	Pass
3**	4179.200	35.35	-3.97	54.0	-18.65	AV	182.00	150	Vertical	Pass
4	5318.600	93.69	0.11	--	-129.31	Peak	223.00	150	Vertical	N/A
4**	5318.600	88.54	0.11	--	88.54	AV	223.00	150	Vertical	N/A
5	12319.612	49.95	19.92	74.0	-24.05	Peak	360.00	150	Vertical	Pass
5**	12319.612	38.35	19.92	54.0	-15.65	AV	360.00	150	Vertical	Pass
6	15636.450	54.87	23.54	74.0	-19.13	Peak	0.00	150	Vertical	Pass
6**	15636.450	43.04	23.54	54.0	-10.96	AV	0.00	150	Vertical	Pass

11n40, Band II, 1 GHz to 18 GHz, Low channel, ANT H

No.	Frequency (MHz)	Results (dBuV/m)	Factor (dB)	Limit (dBuV/m)	Over Limit (dB)	Detector	Table (Degree)	Height (cm)	Antenna	Verdict
1	1583.600	36.65	-15.29	74.0	-37.35	Peak	219.00	150	Horizontal	Pass
1**	1583.600	27.59	-15.29	54.0	-26.41	AV	219.00	150	Horizontal	Pass
2	2802.600	42.97	-8.73	74.0	-31.03	Peak	289.00	150	Horizontal	Pass
2**	2802.600	31.47	-8.73	54.0	-22.53	AV	289.00	150	Horizontal	Pass
3	4265.800	47.09	-3.23	74.0	-26.91	Peak	321.00	150	Horizontal	Pass
3**	4265.800	35.51	-3.23	54.0	-18.49	AV	321.00	150	Horizontal	Pass
4	5272.000	97.38	-0.69	--	-71.62	Peak	169.00	150	Horizontal	N/A
4**	5272.000	91.13	-0.69	--	91.13	AV	169.00	150	Horizontal	N/A
5	12350.375	51.81	19.71	74.0	-22.19	Peak	111.00	150	Horizontal	Pass
5**	12350.375	39.55	19.71	54.0	-14.45	AV	111.00	150	Horizontal	Pass
6	15629.887	55.39	23.50	74.0	-18.61	Peak	54.00	150	Horizontal	Pass
6**	15629.887	43.96	23.50	54.0	-10.04	AV	54.00	150	Horizontal	Pass

11n40, Band II, 1 GHz to 18 GHz, Low channel, ANT V

No.	Frequency (MHz)	Results (dBuV/m)	Factor (dB)	Limit (dBuV/m)	Over Limit (dB)	Detector	Table (Degree)	Height (cm)	Antenna	Verdict
1	1511.800	36.27	-15.07	74.0	-37.73	Peak	2.00	150	Vertical	Pass
1**	1511.800	27.22	-15.07	54.0	-26.78	AV	2.00	150	Vertical	Pass
2	2784.300	41.56	-8.68	74.0	-32.44	Peak	121.00	150	Vertical	Pass
2**	2784.300	31.71	-8.68	54.0	-22.29	AV	121.00	150	Vertical	Pass
3	3976.400	46.45	-4.11	74.0	-27.55	Peak	250.00	150	Vertical	Pass
3**	3976.400	34.51	-4.11	54.0	-19.49	AV	250.00	150	Vertical	Pass
4	5267.600	90.90	-0.46	--	-130.10	Peak	221.00	150	Vertical	N/A
4**	5267.600	84.03	-0.46	--	84.03	AV	221.00	150	Vertical	N/A
5	11665.263	50.24	20.22	74.0	-23.76	Peak	133.00	150	Vertical	Pass
5**	11665.263	39.26	20.22	54.0	-14.74	AV	133.00	150	Vertical	Pass
6	15802.087	55.27	23.16	74.0	-18.73	Peak	360.00	150	Vertical	Pass
6**	15802.087	43.59	23.16	54.0	-10.41	AV	360.00	150	Vertical	Pass

11n40, Band II, 1 GHz to 18 GHz, High channel, ANT H

No.	Frequency (MHz)	Results (dBuV/m)	Factor (dB)	Limit (dBuV/m)	Over Limit (dB)	Detector	Table (Degree)	Height (cm)	Antenna	Verdict
1	1382.000	36.67	-14.85	74.0	-37.33	Peak	293.00	150	Horizontal	Pass
1**	1382.000	28.39	-14.85	54.0	-25.61	AV	293.00	150	Horizontal	Pass
2	2865.200	42.32	-8.05	74.0	-31.68	Peak	241.00	150	Horizontal	Pass
2**	2865.200	33.21	-8.05	54.0	-20.79	AV	241.00	150	Horizontal	Pass
3	4150.600	47.33	-3.45	74.0	-26.67	Peak	196.00	150	Horizontal	Pass
3**	4150.600	37.58	-3.45	54.0	-16.42	AV	196.00	150	Horizontal	Pass
4	5308.000	97.50	0.00	--	-70.50	Peak	168.00	150	Horizontal	N/A
4**	5308.000	90.86	0.00	--	90.86	AV	168.00	150	Horizontal	N/A
5	12322.487	50.88	19.91	74.0	-23.12	Peak	302.00	150	Horizontal	Pass
5**	12322.487	38.94	19.91	54.0	-15.06	AV	302.00	150	Horizontal	Pass
6	15928.875	54.70	23.76	74.0	-19.30	Peak	0.00	150	Horizontal	Pass
6**	15928.875	43.32	23.76	54.0	-10.68	AV	0.00	150	Horizontal	Pass

11n40, Band II, 1 GHz to 18 GHz, High channel, ANT V

No.	Frequency (MHz)	Results (dBuV/m)	Factor (dB)	Limit (dBuV/m)	Over Limit (dB)	Detector	Table (Degree)	Height (cm)	Antenna	Verdict
1	1594.000	37.39	-15.22	74.0	-36.61	Peak	153.00	150	Vertical	Pass
1**	1594.000	28.02	-15.22	54.0	-25.98	AV	153.00	150	Vertical	Pass
2	2774.500	41.78	-8.53	74.0	-32.22	Peak	153.00	150	Vertical	Pass
2**	2774.500	32.68	-8.53	54.0	-21.32	AV	153.00	150	Vertical	Pass
3	4101.600	47.11	-4.23	74.0	-26.89	Peak	297.00	150	Vertical	Pass
3**	4101.600	36.43	-4.23	54.0	-17.57	AV	297.00	150	Vertical	Pass
4	5313.400	92.43	0.13	--	-114.57	Peak	207.00	150	Vertical	N/A
4**	5313.400	84.04	0.13	--	84.04	AV	207.00	150	Vertical	N/A
5	12367.625	51.35	19.54	74.0	-22.65	Peak	64.00	150	Vertical	Pass
5**	12367.625	38.84	19.54	54.0	-15.16	AV	64.00	150	Vertical	Pass
6	15615.188	56.02	23.47	74.0	-17.98	Peak	246.00	150	Vertical	Pass
6**	15615.188	45.18	23.47	54.0	-8.82	AV	246.00	150	Vertical	Pass

11ac20, Band II, 1 GHz to 18 GHz, Low channel, ANT H

No.	Frequency (MHz)	Results (dBuV/m)	Factor (dB)	Limit (dBuV/m)	Over Limit (dB)	Detector	Table (Degree)	Height (cm)	Antenna	Verdict
1	1571.900	36.85	-15.21	74.0	-37.15	Peak	300.00	150	Horizontal	Pass
1**	1571.900	27.05	-15.21	54.0	-26.95	AV	300.00	150	Horizontal	Pass
2	2819.600	41.64	-8.38	74.0	-32.36	Peak	70.00	150	Horizontal	Pass
2**	2819.600	31.52	-8.38	54.0	-22.48	AV	70.00	150	Horizontal	Pass
3	4151.200	46.78	-3.47	74.0	-27.22	Peak	100.00	150	Horizontal	Pass
3**	4151.200	35.29	-3.47	54.0	-18.71	AV	100.00	150	Horizontal	Pass
4	5260.600	99.59	-1.05	--	-71.41	Peak	171.00	150	Horizontal	N/A
4**	5260.600	93.68	-1.05	--	93.68	AV	171.00	150	Horizontal	N/A
5	11658.075	50.56	20.29	74.0	-23.44	Peak	84.00	150	Horizontal	Pass
5**	11658.075	39.11	20.29	54.0	-14.89	AV	84.00	150	Horizontal	Pass
6	15619.912	55.61	23.45	74.0	-18.39	Peak	35.00	150	Horizontal	Pass
6**	15619.912	44.53	23.45	54.0	-9.47	AV	35.00	150	Horizontal	Pass

11ac20, Band II, 1 GHz to 18 GHz, Low channel, ANT V

No.	Frequency (MHz)	Results (dBuV/m)	Factor (dB)	Limit (dBuV/m)	Over Limit (dB)	Detector	Table (Degree)	Height (cm)	Antenna	Verdict
1	1560.500	36.10	-15.09	74.0	-37.90	Peak	126.00	150	Vertical	Pass
1**	1560.500	27.73	-15.09	54.0	-26.27	AV	126.00	150	Vertical	Pass
2	2827.600	42.05	-8.31	74.0	-31.95	Peak	177.00	150	Vertical	Pass
2**	2827.600	32.36	-8.31	54.0	-21.64	AV	177.00	150	Vertical	Pass
3	4000.800	46.67	-4.55	74.0	-27.33	Peak	100.00	150	Vertical	Pass
3**	4000.800	35.15	-4.55	54.0	-18.85	AV	100.00	150	Vertical	Pass
4	5257.600	93.25	-1.04	--	-120.75	Peak	214.00	150	Vertical	N/A
4**	5257.600	86.48	-1.04	--	86.48	AV	214.00	150	Vertical	N/A
5	11028.450	50.26	18.89	74.0	-23.74	Peak	249.00	150	Vertical	Pass
5**	11028.450	38.74	18.89	54.0	-15.26	AV	249.00	150	Vertical	Pass
6	15672.674	55.91	23.54	74.0	-18.09	Peak	8.00	150	Vertical	Pass
6**	15672.674	42.86	23.54	54.0	-11.14	AV	8.00	150	Vertical	Pass

11ac20, Band II, 1 GHz to 18 GHz, Middle channel, ANT H

No.	Frequency (MHz)	Results (dBuV/m)	Factor (dB)	Limit (dBuV/m)	Over Limit (dB)	Detector	Table (Degree)	Height (cm)	Antenna	Verdict
1	1548.300	36.09	-15.00	74.0	-37.91	Peak	21.00	150	Horizontal	Pass
1**	1548.300	27.86	-15.00	54.0	-26.14	AV	21.00	150	Horizontal	Pass
2	2873.600	42.37	-8.29	74.0	-31.63	Peak	218.00	150	Horizontal	Pass
2**	2873.600	32.71	-8.29	54.0	-21.29	AV	218.00	150	Horizontal	Pass
3	4159.800	47.28	-3.51	74.0	-26.72	Peak	257.00	150	Horizontal	Pass
3**	4159.800	36.14	-3.51	54.0	-17.86	AV	257.00	150	Horizontal	Pass
4	5302.600	100.30	0.31	--	-65.70	Peak	166.00	150	Horizontal	N/A
4**	5302.600	93.39	0.31	--	93.39	AV	166.00	150	Horizontal	N/A
5	12368.775	51.39	19.53	74.0	-22.61	Peak	256.00	150	Horizontal	Pass
5**	12368.775	38.63	19.53	54.0	-15.37	AV	256.00	150	Horizontal	Pass
6	15801.562	55.44	23.16	74.0	-18.56	Peak	276.00	150	Horizontal	Pass
6**	15801.562	43.33	23.16	54.0	-10.67	AV	276.00	150	Horizontal	Pass

11ac20, Band II, 1 GHz to 18 GHz, Middle channel, ANT V

No.	Frequency (MHz)	Results (dBuV/m)	Factor (dB)	Limit (dBuV/m)	Over Limit (dB)	Detector	Table (Degree)	Height (cm)	Antenna	Verdict
1	1456.600	36.60	-14.66	74.0	-37.40	Peak	231.00	150	Vertical	Pass
1**	1456.600	27.35	-14.66	54.0	-26.65	AV	231.00	150	Vertical	Pass
2	2748.300	41.74	-8.87	74.0	-32.26	Peak	282.00	150	Vertical	Pass
2**	2748.300	32.56	-8.87	54.0	-21.44	AV	282.00	150	Vertical	Pass
3	4175.600	47.47	-4.04	74.0	-26.53	Peak	357.00	150	Vertical	Pass
3**	4175.600	36.13	-4.04	54.0	-17.87	AV	357.00	150	Vertical	Pass
4	5299.400	93.83	0.27	--	-119.17	Peak	213.00	150	Vertical	N/A
4**	5299.400	86.89	0.27	--	86.89	AV	213.00	150	Vertical	N/A
5	11646.000	50.06	20.38	74.0	-23.94	Peak	275.00	150	Vertical	Pass
5**	11646.000	40.08	20.38	54.0	-13.92	AV	275.00	150	Vertical	Pass
6	15932.812	55.37	23.81	74.0	-18.63	Peak	218.00	150	Vertical	Pass
6**	15932.812	43.67	23.81	54.0	-10.33	AV	218.00	150	Vertical	Pass

11ac20, Band II, 1 GHz to 18 GHz, High channel, ANT H

No.	Frequency (MHz)	Results (dBuV/m)	Factor (dB)	Limit (dBuV/m)	Over Limit (dB)	Detector	Table (Degree)	Height (cm)	Antenna	Verdict
1	1556.600	36.25	-15.00	74.0	-37.75	Peak	0.00	150	Horizontal	Pass
1**	1556.600	28.83	-15.00	54.0	-25.17	AV	0.00	150	Horizontal	Pass
2	2863.000	42.55	-8.04	74.0	-31.45	Peak	50.00	150	Horizontal	Pass
2**	2863.000	32.87	-8.04	54.0	-21.13	AV	50.00	150	Horizontal	Pass
3	4129.400	46.71	-4.08	74.0	-27.29	Peak	31.00	150	Horizontal	Pass
3**	4129.400	35.08	-4.08	54.0	-18.92	AV	31.00	150	Horizontal	Pass
4	5321.600	100.65	-0.09	--	-81.35	Peak	182.00	150	Horizontal	N/A
4**	5321.600	94.16	-0.09	--	94.16	AV	182.00	150	Horizontal	N/A
5	11649.738	50.38	20.39	74.0	-23.62	Peak	136.00	150	Horizontal	Pass
5**	11649.738	39.73	20.39	54.0	-14.27	AV	136.00	150	Horizontal	Pass
6	15452.174	56.03	23.42	74.0	-17.97	Peak	46.00	150	Horizontal	Pass
6**	15452.174	43.61	23.42	54.0	-10.39	AV	46.00	150	Horizontal	Pass

11ac20, Band II, 1 GHz to 18 GHz, High channel, ANT V

No.	Frequency (MHz)	Results (dBuV/m)	Factor (dB)	Limit (dBuV/m)	Over Limit (dB)	Detector	Table (Degree)	Height (cm)	Antenna	Verdict
1	1459.100	37.05	-14.70	74.0	-36.95	Peak	4.00	150	Vertical	Pass
1**	1459.100	28.12	-14.70	54.0	-25.88	AV	4.00	150	Vertical	Pass
2	2771.500	41.90	-8.47	74.0	-32.10	Peak	74.00	150	Vertical	Pass
2**	2771.500	33.44	-8.47	54.0	-20.56	AV	74.00	150	Vertical	Pass
3	4167.200	47.89	-3.84	74.0	-26.11	Peak	173.00	150	Vertical	Pass
3**	4167.200	35.23	-3.84	54.0	-18.77	AV	173.00	150	Vertical	Pass
4	5319.000	92.97	0.15	--	-124.03	Peak	217.00	150	Vertical	N/A
4**	5319.000	87.17	0.15	--	87.17	AV	217.00	150	Vertical	N/A
5	11641.687	51.00	20.37	74.0	-23.00	Peak	342.00	150	Vertical	Pass
5**	11641.687	38.69	20.37	54.0	-15.31	AV	342.00	150	Vertical	Pass
6	15996.338	55.63	24.02	74.0	-18.37	Peak	82.00	150	Vertical	Pass
6**	15996.338	44.66	24.02	54.0	-9.34	AV	82.00	150	Vertical	Pass

11ac40, Band II, 1 GHz to 18 GHz, Low channel, ANT H

No.	Frequency (MHz)	Results (dBuV/m)	Factor (dB)	Limit (dBuV/m)	Over Limit (dB)	Detector	Table (Degree)	Height (cm)	Antenna	Verdict
1	1480.300	36.56	-15.09	74.0	-37.44	Peak	111.00	150	Horizontal	Pass
1**	1480.300	27.51	-15.09	54.0	-26.49	AV	111.00	150	Horizontal	Pass
2	2779.800	42.13	-8.52	74.0	-31.87	Peak	172.00	150	Horizontal	Pass
2**	2779.800	32.48	-8.52	54.0	-21.52	AV	172.00	150	Horizontal	Pass
3	4113.000	46.43	-4.17	74.0	-27.57	Peak	101.00	150	Horizontal	Pass
3**	4113.000	35.56	-4.17	54.0	-18.44	AV	101.00	150	Horizontal	Pass
4	5276.200	95.20	-0.52	--	-86.80	Peak	182.00	150	Horizontal	N/A
4**	5276.200	88.06	-0.52	--	88.06	AV	182.00	150	Horizontal	N/A
5	11634.787	51.91	20.33	74.0	-22.09	Peak	31.00	150	Horizontal	Pass
5**	11634.787	39.01	20.33	54.0	-14.99	AV	31.00	150	Horizontal	Pass
6	15535.388	55.75	23.72	74.0	-18.25	Peak	119.00	150	Horizontal	Pass
6**	15535.388	43.35	23.72	54.0	-10.65	AV	119.00	150	Horizontal	Pass

11ac40, Band II, 1 GHz to 18 GHz, Low channel, ANT V

No.	Frequency (MHz)	Results (dBuV/m)	Factor (dB)	Limit (dBuV/m)	Over Limit (dB)	Detector	Table (Degree)	Height (cm)	Antenna	Verdict
1	1468.200	36.71	-14.81	74.0	-37.29	Peak	165.00	150	Vertical	Pass
1**	1468.200	28.09	-14.81	54.0	-25.91	AV	165.00	150	Vertical	Pass
2	2761.200	42.52	-8.84	74.0	-31.48	Peak	171.00	150	Vertical	Pass
2**	2761.200	31.86	-8.84	54.0	-22.14	AV	171.00	150	Vertical	Pass
3	4035.200	47.31	-3.91	74.0	-26.69	Peak	331.00	150	Vertical	Pass
3**	4035.200	36.32	-3.91	54.0	-17.68	AV	331.00	150	Vertical	Pass
4	5271.600	87.76	-0.65	--	-120.24	Peak	208.00	150	Vertical	N/A
4**	5271.600	82.39	-0.65	--	82.39	AV	208.00	150	Vertical	N/A
5	11640.825	50.80	20.37	74.0	-23.20	Peak	24.00	150	Vertical	Pass
5**	11640.825	39.01	20.37	54.0	-14.99	AV	24.00	150	Vertical	Pass
6	15609.150	54.73	23.50	74.0	-19.27	Peak	99.00	150	Vertical	Pass
6**	15609.150	43.80	23.50	54.0	-10.20	AV	99.00	150	Vertical	Pass

11ac40, Band II, 1 GHz to 18 GHz, High channel, ANT H

No.	Frequency (MHz)	Results (dBuV/m)	Factor (dB)	Limit (dBuV/m)	Over Limit (dB)	Detector	Table (Degree)	Height (cm)	Antenna	Verdict
1	1541.700	36.42	-14.99	74.0	-37.58	Peak	168.00	150	Horizontal	Pass
1**	1541.700	27.51	-14.99	54.0	-26.49	AV	168.00	150	Horizontal	Pass
2	2766.300	41.54	-8.55	74.0	-32.46	Peak	0.00	150	Horizontal	Pass
2**	2766.300	32.42	-8.55	54.0	-21.58	AV	0.00	150	Horizontal	Pass
3	4110.000	46.96	-4.22	74.0	-27.04	Peak	115.00	150	Horizontal	Pass
3**	4110.000	35.75	-4.22	54.0	-18.25	AV	115.00	150	Horizontal	Pass
4	5307.000	95.97	0.13	--	-75.03	Peak	171.00	150	Horizontal	N/A
4**	5307.000	89.42	0.13	--	89.42	AV	171.00	150	Horizontal	N/A
5	11553.713	50.83	19.73	74.0	-23.17	Peak	61.00	150	Horizontal	Pass
5**	11553.713	37.67	19.73	54.0	-16.33	AV	61.00	150	Horizontal	Pass
6	15672.412	55.83	23.54	74.0	-18.17	Peak	245.00	150	Horizontal	Pass
6**	15672.412	43.65	23.54	54.0	-10.35	AV	245.00	150	Horizontal	Pass

11ac40, Band II, 1 GHz to 18 GHz, High channel, ANT V

No.	Frequency (MHz)	Results (dBuV/m)	Factor (dB)	Limit (dBuV/m)	Over Limit (dB)	Detector	Table (Degree)	Height (cm)	Antenna	Verdict
1	1461.100	36.94	-14.73	74.0	-37.06	Peak	348.00	150	Vertical	Pass
1**	1461.100	27.76	-14.73	54.0	-26.24	AV	348.00	150	Vertical	Pass
2	2836.600	41.67	-8.47	74.0	-32.33	Peak	198.00	150	Vertical	Pass
2**	2836.600	31.66	-8.47	54.0	-22.34	AV	198.00	150	Vertical	Pass
3	4042.400	46.79	-3.92	74.0	-27.21	Peak	269.00	150	Vertical	Pass
3**	4042.400	34.55	-3.92	54.0	-19.45	AV	269.00	150	Vertical	Pass
4	5314.200	88.18	0.10	--	-130.82	Peak	219.00	150	Vertical	N/A
4**	5314.200	82.68	0.10	--	82.68	AV	219.00	150	Vertical	N/A
5	12225.313	51.30	20.44	74.0	-22.70	Peak	19.00	150	Vertical	Pass
5**	12225.313	38.86	20.44	54.0	-15.14	AV	19.00	150	Vertical	Pass
6	15599.175	55.32	23.55	74.0	-18.68	Peak	177.00	150	Vertical	Pass
6**	15599.175	44.08	23.55	54.0	-9.92	AV	177.00	150	Vertical	Pass

11ac80, Band II, 1 GHz to 18 GHz, Middle channel, ANT H

No.	Frequency (MHz)	Results (dBuV/m)	Factor (dB)	Limit (dBuV/m)	Over Limit (dB)	Detector	Table (Degree)	Height (cm)	Antenna	Verdict
1	1328.200	36.85	-14.81	74.0	-37.15	Peak	74.00	150	Horizontal	Pass
1**	1328.200	27.47	-14.81	54.0	-26.53	AV	74.00	150	Horizontal	Pass
2	2766.600	41.64	-8.53	74.0	-32.36	Peak	179.00	150	Horizontal	Pass
2**	2766.600	33.64	-8.53	54.0	-20.36	AV	179.00	150	Horizontal	Pass
3	3993.000	46.44	-4.56	74.0	-27.56	Peak	203.00	150	Horizontal	Pass
3**	3993.000	35.69	-4.56	54.0	-18.31	AV	203.00	150	Horizontal	Pass
4	5286.600	92.54	-0.47	--	-93.46	Peak	186.00	150	Horizontal	N/A
4**	5286.600	84.22	-0.47	--	84.22	AV	186.00	150	Horizontal	N/A
5	11671.588	50.48	20.15	74.0	-23.52	Peak	17.00	150	Horizontal	Pass
5**	11671.588	38.98	20.15	54.0	-15.02	AV	17.00	150	Horizontal	Pass
6	15935.438	55.28	23.84	74.0	-18.72	Peak	35.00	150	Horizontal	Pass
6**	15935.438	44.03	23.84	54.0	-9.97	AV	35.00	150	Horizontal	Pass

11ac80, Band II, 1 GHz to 18 GHz, Middle channel, ANT V

No.	Frequency (MHz)	Results (dBuV/m)	Factor (dB)	Limit (dBuV/m)	Over Limit (dB)	Detector	Table (Degree)	Height (cm)	Antenna	Verdict
1	1528.000	37.11	-15.08	74.0	-36.89	Peak	211.00	150	Vertical	Pass
1**	1528.000	27.52	-15.08	54.0	-26.48	AV	211.00	150	Vertical	Pass
2	2786.800	41.23	-8.80	74.0	-32.77	Peak	270.00	150	Vertical	Pass
2**	2786.800	31.88	-8.80	54.0	-22.12	AV	270.00	150	Vertical	Pass
3	4023.800	47.37	-3.98	74.0	-26.63	Peak	330.00	150	Vertical	Pass
3**	4023.800	36.12	-3.98	54.0	-17.88	AV	330.00	150	Vertical	Pass
4	5283.000	85.24	-0.29	--	-117.76	Peak	203.00	150	Vertical	N/A
4**	5283.000	77.99	-0.29	--	77.99	AV	203.00	150	Vertical	N/A
5	12308.112	49.86	19.95	74.0	-24.14	Peak	94.00	150	Vertical	Pass
5**	12308.112	37.61	19.95	54.0	-16.39	AV	94.00	150	Vertical	Pass
6	15639.338	55.42	23.56	74.0	-18.58	Peak	131.00	150	Vertical	Pass
6**	15639.338	44.38	23.56	54.0	-9.62	AV	131.00	150	Vertical	Pass

11a, Band III, 1 GHz to 18 GHz, Low channel, ANT H

No.	Frequency (MHz)	Results (dBuV/m)	Factor (dB)	Limit (dBuV/m)	Over Limit (dB)	Detector	Table (Degree)	Height (cm)	Antenna	Verdict
1	1575.900	36.40	-15.27	74.0	-37.60	Peak	158.00	150	Horizontal	Pass
1**	1575.900	28.35	-15.27	54.0	-25.65	AV	158.00	150	Horizontal	Pass
2	2778.100	41.91	-8.52	74.0	-32.09	Peak	214.00	150	Horizontal	Pass
2**	2778.100	32.33	-8.52	54.0	-21.67	AV	214.00	150	Horizontal	Pass
3	4053.400	46.39	-3.73	74.0	-27.61	Peak	95.00	150	Horizontal	Pass
3**	4053.400	35.30	-3.73	54.0	-18.70	AV	95.00	150	Horizontal	Pass
4	5501.400	104.18	0.47	--	-51.82	Peak	156.00	150	Horizontal	N/A
4**	5501.400	99.42	0.47	--	99.42	AV	156.00	150	Horizontal	N/A
5	12339.162	50.38	19.79	74.0	-23.62	Peak	260.00	150	Horizontal	Pass
5**	12339.162	38.75	19.79	54.0	-15.25	AV	260.00	150	Horizontal	Pass
6	15912.600	55.08	23.51	74.0	-18.92	Peak	0.00	150	Horizontal	Pass
6**	15912.600	43.35	23.51	54.0	-10.65	AV	0.00	150	Horizontal	Pass

11a, Band III, 1 GHz to 18 GHz, Low channel, ANT V

No.	Frequency (MHz)	Results (dBuV/m)	Factor (dB)	Limit (dBuV/m)	Over Limit (dB)	Detector	Table (Degree)	Height (cm)	Antenna	Verdict
1	1504.100	37.05	-15.07	74.0	-36.95	Peak	294.00	150	Vertical	Pass
1**	1504.100	26.86	-15.07	54.0	-27.14	AV	294.00	150	Vertical	Pass
2	2781.300	42.33	-8.67	74.0	-31.67	Peak	15.00	150	Vertical	Pass
2**	2781.300	31.71	-8.67	54.0	-22.29	AV	15.00	150	Vertical	Pass
3	3947.400	46.48	-4.80	74.0	-27.52	Peak	320.00	150	Vertical	Pass
3**	3947.400	33.58	-4.80	54.0	-20.42	AV	320.00	150	Vertical	Pass
4	5500.600	97.31	0.48	--	-106.69	Peak	204.00	150	Vertical	N/A
4**	5500.600	90.81	0.48	--	90.81	AV	204.00	150	Vertical	N/A
5	11617.825	50.56	20.23	74.0	-23.44	Peak	300.00	150	Vertical	Pass
5**	11617.825	39.02	20.23	54.0	-14.98	AV	300.00	150	Vertical	Pass
6	15445.875	55.06	23.33	74.0	-18.94	Peak	0.00	150	Vertical	Pass
6**	15445.875	44.17	23.33	54.0	-9.83	AV	0.00	150	Vertical	Pass

11a, Band III, 1 GHz to 18 GHz, Middle channel, ANT H

No.	Frequency (MHz)	Results (dBuV/m)	Factor (dB)	Limit (dBuV/m)	Over Limit (dB)	Detector	Table (Degree)	Height (cm)	Antenna	Verdict
1	1456.200	36.81	-14.65	74.0	-37.19	Peak	98.00	150	Horizontal	Pass
1**	1456.200	27.97	-14.65	54.0	-26.03	AV	98.00	150	Horizontal	Pass
2	2780.900	42.02	-8.63	74.0	-31.98	Peak	360.00	150	Horizontal	Pass
2**	2780.900	32.27	-8.63	54.0	-21.73	AV	360.00	150	Horizontal	Pass
3	4279.000	47.61	-3.51	74.0	-26.39	Peak	220.00	150	Horizontal	Pass
3**	4279.000	35.07	-3.51	54.0	-18.93	AV	220.00	150	Horizontal	Pass
4	5579.200	105.23	0.84	--	-67.77	Peak	173.00	150	Horizontal	N/A
4**	5579.200	98.33	0.84	--	98.33	AV	173.00	150	Horizontal	N/A
5	11633.350	50.31	20.32	74.0	-23.69	Peak	93.00	150	Horizontal	Pass
5**	11633.350	38.95	20.32	54.0	-15.05	AV	93.00	150	Horizontal	Pass
6	15620.963	55.27	23.45	74.0	-18.73	Peak	315.00	150	Horizontal	Pass
6**	15620.963	43.26	23.45	54.0	-10.74	AV	315.00	150	Horizontal	Pass

11a, Band III, 1 GHz to 18 GHz, Middle channel, ANT V

No.	Frequency (MHz)	Results (dBuV/m)	Factor (dB)	Limit (dBuV/m)	Over Limit (dB)	Detector	Table (Degree)	Height (cm)	Antenna	Verdict
1	1478.100	36.35	-14.98	74.0	-37.65	Peak	3.00	150	Vertical	Pass
1**	1478.100	27.87	-14.98	54.0	-26.13	AV	3.00	150	Vertical	Pass
2	2721.600	42.96	-8.69	74.0	-31.04	Peak	265.00	150	Vertical	Pass
2**	2721.600	32.06	-8.69	54.0	-21.94	AV	265.00	150	Vertical	Pass
3	4177.800	47.33	-3.96	74.0	-26.67	Peak	152.00	150	Vertical	Pass
3**	4177.800	37.44	-3.96	54.0	-16.56	AV	152.00	150	Vertical	Pass
4	5579.800	98.04	0.88	--	-117.96	Peak	216.00	150	Vertical	N/A
4**	5579.800	91.21	0.88	--	91.21	AV	216.00	150	Vertical	N/A
5	11683.662	50.84	20.02	74.0	-23.16	Peak	93.00	150	Vertical	Pass
5**	11683.662	38.61	20.02	54.0	-15.39	AV	93.00	150	Vertical	Pass
6	15602.850	55.33	23.54	74.0	-18.67	Peak	274.00	150	Vertical	Pass
6**	15602.850	43.25	23.54	54.0	-10.75	AV	274.00	150	Vertical	Pass

11a, Band III, 1 GHz to 18 GHz, High channel, ANT H

No.	Frequency (MHz)	Results (dBuV/m)	Factor (dB)	Limit (dBuV/m)	Over Limit (dB)	Detector	Table (Degree)	Height (cm)	Antenna	Verdict
1	1532.500	35.85	-15.05	74.0	-38.15	Peak	300.00	150	Horizontal	Pass
1**	1532.500	26.85	-15.05	54.0	-27.15	AV	300.00	150	Horizontal	Pass
2	2783.300	41.91	-8.68	74.0	-32.09	Peak	96.00	150	Horizontal	Pass
2**	2783.300	32.48	-8.68	54.0	-21.52	AV	96.00	150	Horizontal	Pass
3	3954.800	46.60	-4.65	74.0	-27.40	Peak	68.00	150	Horizontal	Pass
3**	3954.800	34.20	-4.65	54.0	-19.80	AV	68.00	150	Horizontal	Pass
4	5701.400	102.31	-0.80	--	-81.69	Peak	184.00	150	Horizontal	N/A
4**	5701.400	95.93	-0.80	--	95.93	AV	184.00	150	Horizontal	N/A
5	11350.450	48.25	18.23	74.0	-25.75	Peak	219.00	150	Horizontal	Pass
5**	11350.450	36.61	18.23	54.0	-17.39	AV	219.00	150	Horizontal	Pass
6	15926.776	56.15	23.73	74.0	-17.85	Peak	20.00	150	Horizontal	Pass
6**	15926.776	41.62	23.73	54.0	-12.38	AV	20.00	150	Horizontal	Pass

11a, Band III, 1 GHz to 18 GHz, High channel, ANT V

No.	Frequency (MHz)	Results (dBuV/m)	Factor (dB)	Limit (dBuV/m)	Over Limit (dB)	Detector	Table (Degree)	Height (cm)	Antenna	Verdict
1	1478.300	36.18	-14.99	74.0	-37.82	Peak	37.00	150	Vertical	Pass
1**	1478.300	27.43	-14.99	54.0	-26.57	AV	37.00	150	Vertical	Pass
2	2786.200	41.58	-8.76	74.0	-32.42	Peak	56.00	150	Vertical	Pass
2**	2786.200	31.34	-8.76	54.0	-22.66	AV	56.00	150	Vertical	Pass
3	4802.200	49.07	-1.29	74.0	-24.93	Peak	288.00	150	Vertical	Pass
3**	4802.200	37.16	-1.29	54.0	-16.84	AV	288.00	150	Vertical	Pass
4	5698.200	95.71	-0.77	--	-129.29	Peak	225.00	150	Vertical	N/A
4**	5698.200	89.61	-0.77	--	89.61	AV	225.00	150	Vertical	N/A
5	11674.750	49.15	20.12	74.0	-24.85	Peak	317.00	150	Vertical	Pass
5**	11674.750	37.45	20.12	54.0	-16.55	AV	317.00	150	Vertical	Pass
6	15880.838	53.40	23.35	74.0	-20.60	Peak	99.00	150	Vertical	Pass
6**	15880.838	41.14	23.35	54.0	-12.86	AV	99.00	150	Vertical	Pass

11n20, Band III, 1 GHz to 18 GHz, Low channel, ANT H

No.	Frequency (MHz)	Results (dBuV/m)	Factor (dB)	Limit (dBuV/m)	Over Limit (dB)	Detector	Table (Degree)	Height (cm)	Antenna	Verdict
1	1322.900	36.80	-14.74	74.0	-37.20	Peak	256.00	150	Horizontal	Pass
1**	1322.900	26.22	-14.74	54.0	-27.78	AV	256.00	150	Horizontal	Pass
2	2867.300	42.39	-8.10	74.0	-31.61	Peak	50.00	150	Horizontal	Pass
2**	2867.300	33.03	-8.10	54.0	-20.97	AV	50.00	150	Horizontal	Pass
3	4158.200	46.21	-3.52	74.0	-27.79	Peak	10.00	150	Horizontal	Pass
3**	4158.200	34.27	-3.52	54.0	-19.73	AV	10.00	150	Horizontal	Pass
4	5499.000	99.81	0.52	--	-78.19	Peak	178.00	150	Horizontal	N/A
4**	5499.000	94.16	0.52	--	94.16	AV	178.00	150	Horizontal	N/A
5	11628.463	48.81	20.29	74.0	-25.19	Peak	88.00	150	Horizontal	Pass
5**	11628.463	37.61	20.29	54.0	-16.39	AV	88.00	150	Horizontal	Pass
6	15629.362	54.20	23.50	74.0	-19.80	Peak	76.00	150	Horizontal	Pass
6**	15629.362	41.97	23.50	54.0	-12.03	AV	76.00	150	Horizontal	Pass

11n20, Band III, 1 GHz to 18 GHz, Low channel, ANT V

No.	Frequency (MHz)	Results (dBuV/m)	Factor (dB)	Limit (dBuV/m)	Over Limit (dB)	Detector	Table (Degree)	Height (cm)	Antenna	Verdict
1	1379.000	36.92	-14.91	74.0	-37.08	Peak	204.00	150	Vertical	Pass
1**	1379.000	26.90	-14.91	54.0	-27.10	AV	204.00	150	Vertical	Pass
2	2783.000	41.71	-8.69	74.0	-32.29	Peak	292.00	150	Vertical	Pass
2**	2783.000	33.42	-8.69	54.0	-20.58	AV	292.00	150	Vertical	Pass
3	4174.600	46.45	-3.96	74.0	-27.55	Peak	287.00	150	Vertical	Pass
3**	4174.600	34.42	-3.96	54.0	-19.58	AV	287.00	150	Vertical	Pass
4	5501.200	93.65	0.47	--	-123.35	Peak	217.00	150	Vertical	N/A
4**	5501.200	87.60	0.47	--	87.60	AV	217.00	150	Vertical	N/A
5	11645.712	48.40	20.38	74.0	-25.60	Peak	284.00	150	Vertical	Pass
5**	11645.712	36.72	20.38	54.0	-17.28	AV	284.00	150	Vertical	Pass
6	15826.763	53.52	23.33	74.0	-20.48	Peak	87.00	150	Vertical	Pass
6**	15826.763	42.40	23.33	54.0	-11.60	AV	87.00	150	Vertical	Pass

11n20, Band III, 1 GHz to 18 GHz, Middle channel, ANT H

No.	Frequency (MHz)	Results (dBuV/m)	Factor (dB)	Limit (dBuV/m)	Over Limit (dB)	Detector	Table (Degree)	Height (cm)	Antenna	Verdict
1	1456.000	36.49	-14.64	74.0	-37.51	Peak	319.00	150	Horizontal	Pass
1**	1456.000	26.65	-14.64	54.0	-27.35	AV	319.00	150	Horizontal	Pass
2	2798.000	41.54	-8.83	74.0	-32.46	Peak	16.00	150	Horizontal	Pass
2**	2798.000	31.55	-8.83	54.0	-22.45	AV	16.00	150	Horizontal	Pass
3	4199.000	46.70	-4.06	74.0	-27.30	Peak	292.00	150	Horizontal	Pass
3**	4199.000	34.96	-4.06	54.0	-19.04	AV	292.00	150	Horizontal	Pass
4	5578.200	100.04	0.76	--	-69.96	Peak	170.00	150	Horizontal	N/A
4**	5578.200	93.93	0.76	--	93.93	AV	170.00	150	Horizontal	N/A
5	11627.312	48.62	20.28	74.0	-25.38	Peak	302.00	150	Horizontal	Pass
5**	11627.312	37.41	20.28	54.0	-16.59	AV	302.00	150	Horizontal	Pass
6	15734.625	53.16	23.48	74.0	-20.84	Peak	360.00	150	Horizontal	Pass
6**	15734.625	41.45	23.48	54.0	-12.55	AV	360.00	150	Horizontal	Pass

11n20, Band III, 1 GHz to 18 GHz, Middle channel, ANT V

No.	Frequency (MHz)	Results (dBuV/m)	Factor (dB)	Limit (dBuV/m)	Over Limit (dB)	Detector	Table (Degree)	Height (cm)	Antenna	Verdict
1	1483.500	36.49	-15.17	74.0	-37.51	Peak	267.00	150	Vertical	Pass
1**	1483.500	27.92	-15.17	54.0	-26.08	AV	267.00	150	Vertical	Pass
2	2845.600	42.16	-8.42	74.0	-31.84	Peak	292.00	150	Vertical	Pass
2**	2845.600	31.82	-8.42	54.0	-22.18	AV	292.00	150	Vertical	Pass
3	4235.400	47.08	-3.45	74.0	-26.92	Peak	79.00	150	Vertical	Pass
3**	4235.400	34.49	-3.45	54.0	-19.51	AV	79.00	150	Vertical	Pass
4	5580.600	94.01	0.91	--	-124.99	Peak	219.00	150	Vertical	N/A
4**	5580.600	86.92	0.91	--	86.92	AV	219.00	150	Vertical	N/A
5	10851.637	48.75	18.32	74.0	-25.25	Peak	153.00	150	Vertical	Pass
5**	10851.637	35.50	18.32	54.0	-18.50	AV	153.00	150	Vertical	Pass
6	15885.563	53.74	23.33	74.0	-20.26	Peak	290.00	150	Vertical	Pass
6**	15885.563	41.13	23.33	54.0	-12.87	AV	290.00	150	Vertical	Pass

11n20, Band III, 1 GHz to 18 GHz, High channel, ANT H

No.	Frequency (MHz)	Results (dBuV/m)	Factor (dB)	Limit (dBuV/m)	Over Limit (dB)	Detector	Table (Degree)	Height (cm)	Antenna	Verdict
1	1558.300	36.08	-14.98	74.0	-37.92	Peak	289.00	150	Horizontal	Pass
1**	1558.300	27.75	-14.98	54.0	-26.25	AV	289.00	150	Horizontal	Pass
2	2777.600	41.68	-8.53	74.0	-32.32	Peak	35.00	150	Horizontal	Pass
2**	2777.600	31.76	-8.53	54.0	-22.24	AV	35.00	150	Horizontal	Pass
3	4185.400	46.31	-4.01	74.0	-27.69	Peak	309.00	150	Horizontal	Pass
3**	4185.400	36.22	-4.01	54.0	-17.78	AV	309.00	150	Horizontal	Pass
4	5701.800	100.00	-0.78	--	-64.00	Peak	164.00	150	Horizontal	N/A
4**	5701.800	93.34	-0.78	--	93.34	AV	164.00	150	Horizontal	N/A
5	11765.026	48.69	18.81	74.0	-25.31	Peak	8.00	150	Horizontal	Pass
5**	11765.026	36.40	18.81	54.0	-17.60	AV	8.00	150	Horizontal	Pass
6	15913.912	53.33	23.53	74.0	-20.67	Peak	346.00	150	Horizontal	Pass
6**	15913.912	40.30	23.53	54.0	-13.70	AV	346.00	150	Horizontal	Pass

11n20, Band III, 1 GHz to 18 GHz, High channel, ANT V

No.	Frequency (MHz)	Results (dBuV/m)	Factor (dB)	Limit (dBuV/m)	Over Limit (dB)	Detector	Table (Degree)	Height (cm)	Antenna	Verdict
1	1393.600	36.90	-14.83	74.0	-37.10	Peak	359.00	150	Vertical	Pass
1**	1393.600	27.02	-14.83	54.0	-26.98	AV	359.00	150	Vertical	Pass
2	2844.400	42.33	-8.49	74.0	-31.67	Peak	307.00	150	Vertical	Pass
2**	2844.400	32.92	-8.49	54.0	-21.08	AV	307.00	150	Vertical	Pass
3	4087.600	45.90	-4.31	74.0	-28.10	Peak	134.00	150	Vertical	Pass
3**	4087.600	34.02	-4.31	54.0	-19.98	AV	134.00	150	Vertical	Pass
4	5698.000	91.95	-0.76	--	-116.05	Peak	208.00	150	Vertical	N/A
4**	5698.000	85.66	-0.76	--	85.66	AV	208.00	150	Vertical	N/A
5	12299.487	49.79	19.98	74.0	-24.21	Peak	360.00	150	Vertical	Pass
5**	12299.487	36.73	19.98	54.0	-17.27	AV	360.00	150	Vertical	Pass
6	15650.625	53.14	23.52	74.0	-20.86	Peak	156.00	150	Vertical	Pass
6**	15650.625	41.67	23.52	54.0	-12.33	AV	156.00	150	Vertical	Pass

11n40, Band III, 1 GHz to 18 GHz, Low channel, ANT H

No.	Frequency (MHz)	Results (dBuV/m)	Factor (dB)	Limit (dBuV/m)	Over Limit (dB)	Detector	Table (Degree)	Height (cm)	Antenna	Verdict
1	1515.200	35.82	-15.13	74.0	-38.18	Peak	346.00	150	Horizontal	Pass
1**	1515.200	27.04	-15.13	54.0	-26.96	AV	346.00	150	Horizontal	Pass
2	2772.500	41.37	-8.46	74.0	-32.63	Peak	158.00	150	Horizontal	Pass
2**	2772.500	32.80	-8.46	54.0	-21.20	AV	158.00	150	Horizontal	Pass
3	4000.200	46.69	-4.53	74.0	-27.31	Peak	196.00	150	Horizontal	Pass
3**	4000.200	34.19	-4.53	54.0	-19.81	AV	196.00	150	Horizontal	Pass
4	5512.800	95.95	0.26	--	-139.05	Peak	235.00	150	Horizontal	N/A
4**	5512.800	90.00	0.26	--	90.00	AV	235.00	150	Horizontal	N/A
5	11572.400	48.37	19.85	74.0	-25.63	Peak	360.00	150	Horizontal	Pass
5**	11572.400	36.00	19.85	54.0	-18.00	AV	360.00	150	Horizontal	Pass
6	15549.563	53.77	23.61	74.0	-20.23	Peak	107.00	150	Horizontal	Pass
6**	15549.563	42.17	23.61	54.0	-11.83	AV	107.00	150	Horizontal	Pass

11n40, Band III, 1 GHz to 18 GHz, Low channel, ANT V

No.	Frequency (MHz)	Results (dBuV/m)	Factor (dB)	Limit (dBuV/m)	Over Limit (dB)	Detector	Table (Degree)	Height (cm)	Antenna	Verdict
1	1382.400	36.27	-14.85	74.0	-37.73	Peak	61.00	150	Vertical	Pass
1**	1382.400	27.92	-14.85	54.0	-26.08	AV	61.00	150	Vertical	Pass
2	2757.800	41.95	-8.98	74.0	-32.05	Peak	151.00	150	Vertical	Pass
2**	2757.800	32.90	-8.98	54.0	-21.10	AV	151.00	150	Vertical	Pass
3	4044.800	46.33	-3.92	74.0	-27.67	Peak	48.00	150	Vertical	Pass
3**	4044.800	34.15	-3.92	54.0	-19.85	AV	48.00	150	Vertical	Pass
4	5507.200	89.62	0.27	--	-116.38	Peak	206.00	150	Vertical	N/A
4**	5507.200	82.76	0.27	--	82.76	AV	206.00	150	Vertical	N/A
5	11752.950	48.57	18.92	74.0	-25.43	Peak	232.00	150	Vertical	Pass
5**	11752.950	36.36	18.92	54.0	-17.64	AV	232.00	150	Vertical	Pass
6	15894.750	53.37	23.29	74.0	-20.63	Peak	86.00	150	Vertical	Pass
6**	15894.750	41.69	23.29	54.0	-12.31	AV	86.00	150	Vertical	Pass

11n40, Band III, 1 GHz to 18 GHz, Middle channel, ANT H

No.	Frequency (MHz)	Results (dBuV/m)	Factor (dB)	Limit (dBuV/m)	Over Limit (dB)	Detector	Table (Degree)	Height (cm)	Antenna	Verdict
1	1578.000	36.59	-15.21	74.0	-37.41	Peak	193.00	150	Horizontal	Pass
1**	1578.000	26.86	-15.21	54.0	-27.14	AV	193.00	150	Horizontal	Pass
2	2712.800	41.60	-8.79	74.0	-32.40	Peak	65.00	150	Horizontal	Pass
2**	2712.800	31.76	-8.79	54.0	-22.24	AV	65.00	150	Horizontal	Pass
3	4027.800	45.98	-3.90	74.0	-28.02	Peak	200.00	150	Horizontal	Pass
3**	4027.800	34.21	-3.90	54.0	-19.79	AV	200.00	150	Horizontal	Pass
4	5591.400	95.76	0.59	--	-140.24	Peak	236.00	150	Horizontal	N/A
4**	5591.400	89.67	0.59	--	89.67	AV	236.00	150	Horizontal	N/A
5	11652.325	48.35	20.36	74.0	-25.65	Peak	276.00	150	Horizontal	Pass
5**	11652.325	36.91	20.36	54.0	-17.09	AV	276.00	150	Horizontal	Pass
6	15784.762	53.71	23.17	74.0	-20.29	Peak	33.00	150	Horizontal	Pass
6**	15784.762	41.60	23.17	54.0	-12.40	AV	33.00	150	Horizontal	Pass

11n40, Band III, 1 GHz to 18 GHz, Middle channel, ANT V

No.	Frequency (MHz)	Results (dBuV/m)	Factor (dB)	Limit (dBuV/m)	Over Limit (dB)	Detector	Table (Degree)	Height (cm)	Antenna	Verdict
1	1523.400	36.03	-15.02	74.0	-37.97	Peak	25.00	150	Vertical	Pass
1**	1523.400	26.94	-15.02	54.0	-27.06	AV	25.00	150	Vertical	Pass
2	2828.600	41.50	-8.22	74.0	-32.50	Peak	32.00	150	Vertical	Pass
2**	2828.600	33.04	-8.22	54.0	-20.96	AV	32.00	150	Vertical	Pass
3	4166.000	46.81	-3.80	74.0	-27.19	Peak	120.00	150	Vertical	Pass
3**	4166.000	34.69	-3.80	54.0	-19.31	AV	120.00	150	Vertical	Pass
4	5584.800	90.16	0.57	--	-128.84	Peak	219.00	150	Vertical	N/A
4**	5584.800	82.38	0.57	--	82.38	AV	219.00	150	Vertical	N/A
5	12337.724	49.31	19.80	74.0	-24.69	Peak	310.00	150	Vertical	Pass
5**	12337.724	37.78	19.80	54.0	-16.22	AV	310.00	150	Vertical	Pass
6	15572.662	53.91	23.58	74.0	-20.09	Peak	153.00	150	Vertical	Pass
6**	15572.662	41.94	23.58	54.0	-12.06	AV	153.00	150	Vertical	Pass

11n40, Band III, 1 GHz to 18 GHz, High channel, ANT H

No.	Frequency (MHz)	Results (dBuV/m)	Factor (dB)	Limit (dBuV/m)	Over Limit (dB)	Detector	Table (Degree)	Height (cm)	Antenna	Verdict
1	1569.200	36.27	-15.08	74.0	-37.73	Peak	187.00	150	Horizontal	Pass
1**	1569.200	28.96	-15.08	54.0	-25.04	AV	187.00	150	Horizontal	Pass
2	2771.700	41.59	-8.47	74.0	-32.41	Peak	133.00	150	Horizontal	Pass
2**	2771.700	32.97	-8.47	54.0	-21.03	AV	133.00	150	Horizontal	Pass
3	4015.800	46.20	-4.08	74.0	-27.80	Peak	360.00	150	Horizontal	Pass
3**	4015.800	34.77	-4.08	54.0	-19.23	AV	360.00	150	Horizontal	Pass
4	5668.400	96.67	0.06	--	-155.33	Peak	252.00	150	Horizontal	N/A
4**	5668.400	89.87	0.06	--	89.87	AV	252.00	150	Horizontal	N/A
5	11673.888	49.05	20.13	74.0	-24.95	Peak	148.00	150	Horizontal	Pass
5**	11673.888	36.71	20.13	54.0	-17.29	AV	148.00	150	Horizontal	Pass
6	15540.901	54.49	23.69	74.0	-19.51	Peak	320.00	150	Horizontal	Pass
6**	15540.901	42.34	23.69	54.0	-11.66	AV	320.00	150	Horizontal	Pass

11n40, Band III, 1 GHz to 18 GHz, High channel, ANT V

No.	Frequency (MHz)	Results (dBuV/m)	Factor (dB)	Limit (dBuV/m)	Over Limit (dB)	Detector	Table (Degree)	Height (cm)	Antenna	Verdict
1	1506.100	36.37	-15.03	74.0	-37.63	Peak	106.00	150	Vertical	Pass
1**	1506.100	27.00	-15.03	54.0	-27.00	AV	106.00	150	Vertical	Pass
2	2758.300	41.62	-8.95	74.0	-32.38	Peak	92.00	150	Vertical	Pass
2**	2758.300	31.89	-8.95	54.0	-22.11	AV	92.00	150	Vertical	Pass
3	4142.200	46.99	-3.98	74.0	-27.01	Peak	263.00	150	Vertical	Pass
3**	4142.200	34.28	-3.98	54.0	-19.72	AV	263.00	150	Vertical	Pass
4	5667.200	88.82	0.15	--	-146.18	Peak	235.00	150	Vertical	N/A
4**	5667.200	82.98	0.15	--	82.98	AV	235.00	150	Vertical	N/A
5	12463.362	49.06	18.61	74.0	-24.94	Peak	20.00	150	Vertical	Pass
5**	12463.362	38.04	18.61	54.0	-15.96	AV	20.00	150	Vertical	Pass
6	15938.326	53.98	23.88	74.0	-20.02	Peak	123.00	150	Vertical	Pass
6**	15938.326	42.48	23.88	54.0	-11.52	AV	123.00	150	Vertical	Pass

11ac20, Band III, 1 GHz to 18 GHz, Low channel, ANT H

No.	Frequency (MHz)	Results (dBuV/m)	Factor (dB)	Limit (dBuV/m)	Over Limit (dB)	Detector	Table (Degree)	Height (cm)	Antenna	Verdict
1	1510.600	36.62	-15.09	74.0	-37.38	Peak	69.00	150	Horizontal	Pass
1**	1510.600	26.56	-15.09	54.0	-27.44	AV	69.00	150	Horizontal	Pass
2	2725.300	42.03	-8.72	74.0	-31.97	Peak	306.00	150	Horizontal	Pass
2**	2725.300	32.02	-8.72	54.0	-21.98	AV	306.00	150	Horizontal	Pass
3	4149.000	46.33	-3.52	74.0	-27.67	Peak	191.00	150	Horizontal	Pass
3**	4149.000	37.03	-3.52	54.0	-16.97	AV	191.00	150	Horizontal	Pass
4	5499.000	97.04	0.52	--	-139.96	Peak	237.00	150	Horizontal	N/A
4**	5499.000	90.72	0.52	--	90.72	AV	237.00	150	Horizontal	N/A
5	12481.188	49.32	18.59	74.0	-24.68	Peak	171.00	150	Horizontal	Pass
5**	12481.188	37.14	18.59	54.0	-16.86	AV	171.00	150	Horizontal	Pass
6	15496.800	53.00	23.92	74.0	-21.00	Peak	360.00	150	Horizontal	Pass
6**	15496.800	42.69	23.92	54.0	-11.31	AV	360.00	150	Horizontal	Pass

11ac20, Band III, 1 GHz to 18 GHz, Low channel, ANT V

No.	Frequency (MHz)	Results (dBuV/m)	Factor (dB)	Limit (dBuV/m)	Over Limit (dB)	Detector	Table (Degree)	Height (cm)	Antenna	Verdict
1	1568.100	37.13	-15.09	74.0	-36.87	Peak	214.00	150	Vertical	Pass
1**	1568.100	27.88	-15.09	54.0	-26.12	AV	214.00	150	Vertical	Pass
2	2815.100	40.93	-8.34	74.0	-33.07	Peak	50.00	150	Vertical	Pass
2**	2815.100	32.40	-8.34	54.0	-21.60	AV	50.00	150	Vertical	Pass
3	4180.200	46.09	-3.97	74.0	-27.91	Peak	0.00	150	Vertical	Pass
3**	4180.200	34.83	-3.97	54.0	-19.17	AV	0.00	150	Vertical	Pass
4	5498.000	90.48	0.56	--	-119.52	Peak	210.00	150	Vertical	N/A
4**	5498.000	83.62	0.56	--	83.62	AV	210.00	150	Vertical	N/A
5	12384.588	49.55	19.35	74.0	-24.45	Peak	227.00	150	Vertical	Pass
5**	12384.588	37.41	19.35	54.0	-16.59	AV	227.00	150	Vertical	Pass
6	15739.088	54.12	23.48	74.0	-19.88	Peak	303.00	150	Vertical	Pass
6**	15739.088	41.79	23.48	54.0	-12.21	AV	303.00	150	Vertical	Pass

11ac20, Band III, 1 GHz to 18 GHz, Middle channel, ANT H

No.	Frequency (MHz)	Results (dBuV/m)	Factor (dB)	Limit (dBuV/m)	Over Limit (dB)	Detector	Table (Degree)	Height (cm)	Antenna	Verdict
1	1510.300	37.56	-15.11	74.0	-36.44	Peak	231.00	150	Horizontal	Pass
1**	1510.300	26.74	-15.11	54.0	-27.26	AV	231.00	150	Horizontal	Pass
2	2828.900	41.80	-8.24	74.0	-32.20	Peak	160.00	150	Horizontal	Pass
2**	2828.900	33.28	-8.24	54.0	-20.72	AV	160.00	150	Horizontal	Pass
3	3990.200	46.28	-4.39	74.0	-27.72	Peak	50.00	150	Horizontal	Pass
3**	3990.200	34.33	-4.39	54.0	-19.67	AV	50.00	150	Horizontal	Pass
4	5500.600	98.63	0.48	--	-149.37	Peak	248.00	150	Horizontal	N/A
4**	5500.600	91.73	0.48	--	91.73	AV	248.00	150	Horizontal	N/A
5	11685.100	48.25	20.00	74.0	-25.75	Peak	137.00	150	Horizontal	Pass
5**	11685.100	36.59	20.00	54.0	-17.41	AV	137.00	150	Horizontal	Pass
6	15690.000	53.38	23.58	74.0	-20.62	Peak	327.00	150	Horizontal	Pass
6**	15690.000	42.13	23.58	54.0	-11.87	AV	327.00	150	Horizontal	Pass

11ac20, Band III, 1 GHz to 18 GHz, Middle channel, ANT V

No.	Frequency (MHz)	Results (dBuV/m)	Factor (dB)	Limit (dBuV/m)	Over Limit (dB)	Detector	Table (Degree)	Height (cm)	Antenna	Verdict
1	1535.100	35.93	-15.02	74.0	-38.07	Peak	74.00	150	Vertical	Pass
1**	1535.100	26.89	-15.02	54.0	-27.11	AV	74.00	150	Vertical	Pass
2	2849.700	42.53	-8.21	74.0	-31.47	Peak	324.00	150	Vertical	Pass
2**	2849.700	32.35	-8.21	54.0	-21.65	AV	324.00	150	Vertical	Pass
3	4161.000	46.70	-3.48	74.0	-27.30	Peak	226.00	150	Vertical	Pass
3**	4161.000	34.89	-3.48	54.0	-19.11	AV	226.00	150	Vertical	Pass
4	5580.800	91.99	0.90	--	-134.01	Peak	226.00	150	Vertical	N/A
4**	5580.800	86.70	0.90	--	86.70	AV	226.00	150	Vertical	N/A
5	11676.763	48.85	20.10	74.0	-25.15	Peak	106.00	150	Vertical	Pass
5**	11676.763	38.76	20.10	54.0	-15.24	AV	106.00	150	Vertical	Pass
6	15936.224	53.54	23.86	74.0	-20.46	Peak	303.00	150	Vertical	Pass
6**	15936.224	42.57	23.86	54.0	-11.43	AV	303.00	150	Vertical	Pass

11ac20, Band III, 1 GHz to 18 GHz, High channel, ANT H

No.	Frequency (MHz)	Results (dBuV/m)	Factor (dB)	Limit (dBuV/m)	Over Limit (dB)	Detector	Table (Degree)	Height (cm)	Antenna	Verdict
1	1468.900	36.82	-14.81	74.0	-37.18	Peak	107.00	150	Horizontal	Pass
1**	1468.900	26.89	-14.81	54.0	-27.11	AV	107.00	150	Horizontal	Pass
2	2740.000	42.48	-8.76	74.0	-31.52	Peak	284.00	150	Horizontal	Pass
2**	2740.000	33.04	-8.76	54.0	-20.96	AV	284.00	150	Horizontal	Pass
3	4078.400	46.68	-4.03	74.0	-27.32	Peak	360.00	150	Horizontal	Pass
3**	4078.400	34.39	-4.03	54.0	-19.61	AV	360.00	150	Horizontal	Pass
4	5700.800	98.69	-0.82	--	-83.31	Peak	182.00	150	Horizontal	N/A
4**	5700.800	92.88	-0.82	--	92.88	AV	182.00	150	Horizontal	N/A
5	11618.400	48.47	20.23	74.0	-25.53	Peak	25.00	150	Horizontal	Pass
5**	11618.400	37.14	20.23	54.0	-16.86	AV	25.00	150	Horizontal	Pass
6	15659.813	53.82	23.46	74.0	-20.18	Peak	276.00	150	Horizontal	Pass
6**	15659.813	42.13	23.46	54.0	-11.87	AV	276.00	150	Horizontal	Pass

11ac20, Band III, 1 GHz to 18 GHz, High channel, ANT V

No.	Frequency (MHz)	Results (dBuV/m)	Factor (dB)	Limit (dBuV/m)	Over Limit (dB)	Detector	Table (Degree)	Height (cm)	Antenna	Verdict
1	1584.000	36.98	-15.27	74.0	-37.02	Peak	167.00	150	Vertical	Pass
1**	1584.000	28.75	-15.27	54.0	-25.25	AV	167.00	150	Vertical	Pass
2	2867.200	42.86	-8.09	74.0	-31.14	Peak	62.00	150	Vertical	Pass
2**	2867.200	33.61	-8.09	54.0	-20.39	AV	62.00	150	Vertical	Pass
3	4054.200	45.41	-3.80	74.0	-28.59	Peak	130.00	150	Vertical	Pass
3**	4054.200	35.77	-3.80	54.0	-18.23	AV	130.00	150	Vertical	Pass
4	5701.200	90.43	-0.81	--	-156.57	Peak	247.00	150	Vertical	N/A
4**	5701.200	85.64	-0.81	--	85.64	AV	247.00	150	Vertical	N/A
5	11676.474	48.19	20.10	74.0	-25.81	Peak	246.00	150	Vertical	Pass
5**	11676.474	38.42	20.10	54.0	-15.58	AV	246.00	150	Vertical	Pass
6	15827.550	53.95	23.34	74.0	-20.05	Peak	170.00	150	Vertical	Pass
6**	15827.550	41.81	23.34	54.0	-12.19	AV	170.00	150	Vertical	Pass

11ac40, Band III, 1 GHz to 18 GHz, Low channel, ANT H

No.	Frequency (MHz)	Results (dBuV/m)	Factor (dB)	Limit (dBuV/m)	Over Limit (dB)	Detector	Table (Degree)	Height (cm)	Antenna	Verdict
1	1590.600	36.56	-15.24	74.0	-37.44	Peak	152.00	150	Horizontal	Pass
1**	1590.600	28.65	-15.24	54.0	-25.35	AV	152.00	150	Horizontal	Pass
2	2790.000	42.15	-8.88	74.0	-31.85	Peak	260.00	150	Horizontal	Pass
2**	2790.000	31.71	-8.88	54.0	-22.29	AV	260.00	150	Horizontal	Pass
3	4128.200	47.05	-4.02	74.0	-26.95	Peak	152.00	150	Horizontal	Pass
3**	4128.200	36.37	-4.02	54.0	-17.63	AV	152.00	150	Horizontal	Pass
4	5516.600	94.53	0.32	--	-111.47	Peak	206.00	150	Horizontal	N/A
4**	5516.600	87.44	0.32	--	87.44	AV	206.00	150	Horizontal	N/A
5	12098.237	49.21	19.39	74.0	-24.79	Peak	353.00	150	Horizontal	Pass
5**	12098.237	36.78	19.39	54.0	-17.22	AV	353.00	150	Horizontal	Pass
6	15635.662	53.82	23.54	74.0	-20.18	Peak	33.00	150	Horizontal	Pass
6**	15635.662	42.87	23.54	54.0	-11.13	AV	33.00	150	Horizontal	Pass

11ac40, Band III, 1 GHz to 18 GHz, Low channel, ANT V

No.	Frequency (MHz)	Results (dBuV/m)	Factor (dB)	Limit (dBuV/m)	Over Limit (dB)	Detector	Table (Degree)	Height (cm)	Antenna	Verdict
1	1575.000	36.48	-15.27	74.0	-37.52	Peak	231.00	150	Vertical	Pass
1**	1575.000	27.61	-15.27	54.0	-26.39	AV	231.00	150	Vertical	Pass
2	2778.100	41.61	-8.52	74.0	-32.39	Peak	20.00	150	Vertical	Pass
2**	2778.100	32.32	-8.52	54.0	-21.68	AV	20.00	150	Vertical	Pass
3	4297.600	47.02	-3.59	74.0	-26.98	Peak	135.00	150	Vertical	Pass
3**	4297.600	34.50	-3.59	54.0	-19.50	AV	135.00	150	Vertical	Pass
4	5514.800	87.38	0.38	--	-133.62	Peak	221.00	150	Vertical	N/A
4**	5514.800	80.77	0.38	--	80.77	AV	221.00	150	Vertical	N/A
5	11077.613	48.54	18.88	74.0	-25.46	Peak	360.00	150	Vertical	Pass
5**	11077.613	35.86	18.88	54.0	-18.14	AV	360.00	150	Vertical	Pass
6	15929.400	54.28	23.77	74.0	-19.72	Peak	136.00	150	Vertical	Pass
6**	15929.400	41.41	23.77	54.0	-12.59	AV	136.00	150	Vertical	Pass

11ac40, Band III, 1 GHz to 18 GHz, Middle channel, ANT H

No.	Frequency (MHz)	Results (dBuV/m)	Factor (dB)	Limit (dBuV/m)	Over Limit (dB)	Detector	Table (Degree)	Height (cm)	Antenna	Verdict
1	1493.200	36.26	-15.05	74.0	-37.74	Peak	262.00	150	Horizontal	Pass
1**	1493.200	26.61	-15.05	54.0	-27.39	AV	262.00	150	Horizontal	Pass
2	2770.400	41.58	-8.50	74.0	-32.42	Peak	87.00	150	Horizontal	Pass
2**	2770.400	31.83	-8.50	54.0	-22.17	AV	87.00	150	Horizontal	Pass
3	4129.600	46.95	-4.08	74.0	-27.05	Peak	354.00	150	Horizontal	Pass
3**	4129.600	33.59	-4.08	54.0	-20.41	AV	354.00	150	Horizontal	Pass
4	5592.600	94.89	0.44	--	-154.11	Peak	249.00	150	Horizontal	N/A
4**	5592.600	89.41	0.44	--	89.41	AV	249.00	150	Horizontal	N/A
5	11011.200	49.08	18.97	74.0	-24.92	Peak	295.00	150	Horizontal	Pass
5**	11011.200	37.46	18.97	54.0	-16.54	AV	295.00	150	Horizontal	Pass
6	16067.474	54.50	24.10	74.0	-19.50	Peak	119.00	150	Horizontal	Pass
6**	16067.474	42.06	24.10	54.0	-11.94	AV	119.00	150	Horizontal	Pass

11ac40, Band III, 1 GHz to 18 GHz, Middle channel, ANT V

No.	Frequency (MHz)	Results (dBuV/m)	Factor (dB)	Limit (dBuV/m)	Over Limit (dB)	Detector	Table (Degree)	Height (cm)	Antenna	Verdict
1	1455.700	36.58	-14.64	74.0	-37.42	Peak	235.00	150	Vertical	Pass
1**	1455.700	27.46	-14.64	54.0	-26.54	AV	235.00	150	Vertical	Pass
2	2862.300	43.38	-8.03	74.0	-30.62	Peak	254.00	150	Vertical	Pass
2**	2862.300	32.40	-8.03	54.0	-21.60	AV	254.00	150	Vertical	Pass
3	4209.200	46.72	-4.01	74.0	-27.28	Peak	0.00	150	Vertical	Pass
3**	4209.200	35.19	-4.01	54.0	-18.81	AV	0.00	150	Vertical	Pass
4	5592.800	88.35	0.41	--	-132.65	Peak	221.00	150	Vertical	N/A
4**	5592.800	81.97	0.41	--	81.97	AV	221.00	150	Vertical	N/A
5	12283.388	49.17	20.19	74.0	-24.83	Peak	183.00	150	Vertical	Pass
5**	12283.388	36.95	20.19	54.0	-17.05	AV	183.00	150	Vertical	Pass
6	15537.750	54.53	23.71	74.0	-19.47	Peak	360.00	150	Vertical	Pass
6**	15537.750	42.71	23.71	54.0	-11.29	AV	360.00	150	Vertical	Pass

11ac40, Band III, 1 GHz to 18 GHz, High channel, ANT H

No.	Frequency (MHz)	Results (dBuV/m)	Factor (dB)	Limit (dBuV/m)	Over Limit (dB)	Detector	Table (Degree)	Height (cm)	Antenna	Verdict
1	1574.800	36.34	-15.27	74.0	-37.66	Peak	78.00	150	Horizontal	Pass
1**	1574.800	27.36	-15.27	54.0	-26.64	AV	78.00	150	Horizontal	Pass
2	2773.800	41.69	-8.48	74.0	-32.31	Peak	210.00	150	Horizontal	Pass
2**	2773.800	32.10	-8.48	54.0	-21.90	AV	210.00	150	Horizontal	Pass
3	4242.600	46.76	-3.31	74.0	-27.24	Peak	360.00	150	Horizontal	Pass
3**	4242.600	34.84	-3.31	54.0	-19.16	AV	360.00	150	Horizontal	Pass
4	5674.200	94.68	-0.09	--	-84.32	Peak	179.00	150	Horizontal	N/A
4**	5674.200	88.35	-0.09	--	88.35	AV	179.00	150	Horizontal	N/A
5	12180.750	50.08	20.27	74.0	-23.92	Peak	192.00	150	Horizontal	Pass
5**	12180.750	37.66	20.27	54.0	-16.34	AV	192.00	150	Horizontal	Pass
6	15787.912	54.29	23.17	74.0	-19.71	Peak	123.00	150	Horizontal	Pass
6**	15787.912	42.35	23.17	54.0	-11.65	AV	123.00	150	Horizontal	Pass

11ac40, Band III, 1 GHz to 18 GHz, High channel, ANT V

No.	Frequency (MHz)	Results (dBuV/m)	Factor (dB)	Limit (dBuV/m)	Over Limit (dB)	Detector	Table (Degree)	Height (cm)	Antenna	Verdict
1	1528.200	36.22	-15.08	74.0	-37.78	Peak	338.00	150	Vertical	Pass
1**	1528.200	26.35	-15.08	54.0	-27.65	AV	338.00	150	Vertical	Pass
2	2767.500	42.01	-8.51	74.0	-31.99	Peak	81.00	150	Vertical	Pass
2**	2767.500	32.19	-8.51	54.0	-21.81	AV	81.00	150	Vertical	Pass
3	4062.200	46.89	-3.93	74.0	-27.11	Peak	359.00	150	Vertical	Pass
3**	4062.200	34.01	-3.93	54.0	-19.99	AV	359.00	150	Vertical	Pass
4	5667.600	87.27	0.15	--	-149.73	Peak	237.00	150	Vertical	N/A
4**	5667.600	82.07	0.15	--	82.07	AV	237.00	150	Vertical	N/A
5	11660.088	48.62	20.27	74.0	-25.38	Peak	157.00	150	Vertical	Pass
5**	11660.088	37.15	20.27	54.0	-16.85	AV	157.00	150	Vertical	Pass
6	15667.425	53.60	23.51	74.0	-20.40	Peak	360.00	150	Vertical	Pass
6**	15667.425	42.89	23.51	54.0	-11.11	AV	360.00	150	Vertical	Pass

11ac80, Band III, 1 GHz to 18 GHz, Low channel, ANT H

No.	Frequency (MHz)	Results (dBuV/m)	Factor (dB)	Limit (dBuV/m)	Over Limit (dB)	Detector	Table (Degree)	Height (cm)	Antenna	Verdict
1	1464.800	36.82	-14.79	74.0	-37.18	Peak	288.00	150	Horizontal	Pass
1**	1464.800	27.42	-14.79	54.0	-26.58	AV	288.00	150	Horizontal	Pass
2	2767.400	41.97	-8.50	74.0	-32.03	Peak	25.00	150	Horizontal	Pass
2**	2767.400	31.68	-8.50	54.0	-22.32	AV	25.00	150	Horizontal	Pass
3	4152.400	46.43	-3.51	74.0	-27.57	Peak	23.00	150	Horizontal	Pass
3**	4152.400	35.10	-3.51	54.0	-18.90	AV	23.00	150	Horizontal	Pass
4	5523.200	91.03	0.19	--	-91.97	Peak	183.00	150	Horizontal	N/A
4**	5523.200	83.87	0.19	--	83.87	AV	183.00	150	Horizontal	N/A
5	11784.575	48.66	18.67	74.0	-25.34	Peak	234.00	150	Horizontal	Pass
5**	11784.575	37.03	18.67	54.0	-16.97	AV	234.00	150	Horizontal	Pass
6	15662.175	53.82	23.47	74.0	-20.18	Peak	11.00	150	Horizontal	Pass
6**	15662.175	41.94	23.47	54.0	-12.06	AV	11.00	150	Horizontal	Pass

11ac80, Band III, 1 GHz to 18 GHz, Low channel, ANT V

No.	Frequency (MHz)	Results (dBuV/m)	Factor (dB)	Limit (dBuV/m)	Over Limit (dB)	Detector	Table (Degree)	Height (cm)	Antenna	Verdict
1	1523.700	36.86	-15.02	74.0	-37.14	Peak	118.00	150	Vertical	Pass
1**	1523.700	27.98	-15.02	54.0	-26.02	AV	118.00	150	Vertical	Pass
2	2725.100	41.97	-8.71	74.0	-32.03	Peak	36.00	150	Vertical	Pass
2**	2725.100	32.01	-8.71	54.0	-21.99	AV	36.00	150	Vertical	Pass
3	4301.200	46.76	-3.52	74.0	-27.24	Peak	0.00	150	Vertical	Pass
3**	4301.200	34.84	-3.52	54.0	-19.16	AV	0.00	150	Vertical	Pass
4	5540.400	84.48	0.23	--	-138.52	Peak	223.00	150	Vertical	N/A
4**	5540.400	77.46	0.23	--	77.46	AV	223.00	150	Vertical	N/A
5	11635.651	48.91	20.34	74.0	-25.09	Peak	99.00	150	Vertical	Pass
5**	11635.651	36.75	20.34	54.0	-17.25	AV	99.00	150	Vertical	Pass
6	15534.862	54.10	23.72	74.0	-19.90	Peak	50.00	150	Vertical	Pass
6**	15534.862	43.22	23.72	54.0	-10.78	AV	50.00	150	Vertical	Pass

11ac80, Band III, 1 GHz to 18 GHz, High channel, ANT H

No.	Frequency (MHz)	Results (dBuV/m)	Factor (dB)	Limit (dBuV/m)	Over Limit (dB)	Detector	Table (Degree)	Height (cm)	Antenna	Verdict
1	1371.500	36.56	-14.82	74.0	-37.44	Peak	338.00	150	Horizontal	Pass
1**	1371.500	27.49	-14.82	54.0	-26.51	AV	338.00	150	Horizontal	Pass
2	2752.700	41.77	-8.98	74.0	-32.23	Peak	326.00	150	Horizontal	Pass
2**	2752.700	32.76	-8.98	54.0	-21.24	AV	326.00	150	Horizontal	Pass
3	4143.800	45.86	-3.92	74.0	-28.14	Peak	94.00	150	Horizontal	Pass
3**	4143.800	34.72	-3.92	54.0	-19.28	AV	94.00	150	Horizontal	Pass
4	5603.000	92.08	-0.08	--	-166.92	Peak	259.00	150	Horizontal	N/A
4**	5603.000	84.71	-0.08	--	84.71	AV	259.00	150	Horizontal	N/A
5	12423.975	50.43	18.90	74.0	-23.57	Peak	0.00	150	Horizontal	Pass
5**	12423.975	37.58	18.90	54.0	-16.42	AV	0.00	150	Horizontal	Pass
6	15493.650	53.83	23.87	74.0	-20.17	Peak	296.00	150	Horizontal	Pass
6**	15493.650	42.20	23.87	54.0	-11.80	AV	296.00	150	Horizontal	Pass

11ac80, Band III, 1 GHz to 18 GHz, High channel, ANT V

No.	Frequency (MHz)	Results (dBuV/m)	Factor (dB)	Limit (dBuV/m)	Over Limit (dB)	Detector	Table (Degree)	Height (cm)	Antenna	Verdict
1	1516.200	35.99	-15.08	74.0	-38.01	Peak	101.00	150	Vertical	Pass
1**	1516.200	27.27	-15.08	54.0	-26.73	AV	101.00	150	Vertical	Pass
2	2845.800	42.10	-8.40	74.0	-31.90	Peak	314.00	150	Vertical	Pass
2**	2845.800	32.07	-8.40	54.0	-21.93	AV	314.00	150	Vertical	Pass
3	4253.600	46.95	-3.11	74.0	-27.05	Peak	104.00	150	Vertical	Pass
3**	4253.600	35.40	-3.11	54.0	-18.60	AV	104.00	150	Vertical	Pass
4	5617.000	84.91	-0.22	--	-147.09	Peak	232.00	150	Vertical	N/A
4**	5617.000	77.49	-0.22	--	77.49	AV	232.00	150	Vertical	N/A
5	11824.538	48.73	18.35	74.0	-25.27	Peak	244.00	150	Vertical	Pass
5**	11824.538	36.53	18.35	54.0	-17.47	AV	244.00	150	Vertical	Pass
6	15930.188	54.20	23.78	74.0	-19.80	Peak	186.00	150	Vertical	Pass
6**	15930.188	42.53	23.78	54.0	-11.47	AV	186.00	150	Vertical	Pass

11a, Band IV, 1 GHz to 18 GHz, Low channel, ANT H

No.	Frequency (MHz)	Results (dBuV/m)	Factor (dB)	Limit (dBuV/m)	Over Limit (dB)	Detector	Table (Degree)	Height (cm)	Antenna	Verdict
1	1479.400	36.39	-15.04	74.0	-37.61	Peak	262.00	150	Horizontal	Pass
1**	1479.400	26.84	-15.04	54.0	-27.16	AV	262.00	150	Horizontal	Pass
2	2839.400	42.36	-8.49	74.0	-31.64	Peak	21.00	150	Horizontal	Pass
2**	2839.400	31.60	-8.49	54.0	-22.40	AV	21.00	150	Horizontal	Pass
3	4153.800	46.86	-3.57	74.0	-27.14	Peak	215.00	150	Horizontal	Pass
3**	4153.800	35.60	-3.57	54.0	-18.40	AV	215.00	150	Horizontal	Pass
4	5742.800	100.69	0.09	--	-58.31	Peak	159.00	150	Horizontal	N/A
4**	5742.800	94.34	0.09	--	94.34	AV	159.00	150	Horizontal	N/A
5	11670.725	49.22	20.16	74.0	-24.78	Peak	207.00	150	Horizontal	Pass
5**	11670.725	38.68	20.16	54.0	-15.32	AV	207.00	150	Horizontal	Pass
6	15684.750	55.80	23.59	74.0	-18.20	Peak	266.00	150	Horizontal	Pass
6**	15684.750	44.62	23.59	54.0	-9.38	AV	266.00	150	Horizontal	Pass

11a, Band IV, 1 GHz to 18 GHz, Low channel, ANT V

No.	Frequency (MHz)	Results (dBuV/m)	Factor (dB)	Limit (dBuV/m)	Over Limit (dB)	Detector	Table (Degree)	Height (cm)	Antenna	Verdict
1	1557.100	36.80	-14.99	74.0	-37.20	Peak	0.00	150	Vertical	Pass
1**	1557.100	28.93	-14.99	54.0	-25.07	AV	0.00	150	Vertical	Pass
2	2836.800	42.03	-8.47	74.0	-31.97	Peak	0.00	150	Vertical	Pass
2**	2836.800	31.85	-8.47	54.0	-22.15	AV	0.00	150	Vertical	Pass
3	4216.000	46.53	-3.96	74.0	-27.47	Peak	43.00	150	Vertical	Pass
3**	4216.000	35.64	-3.96	54.0	-18.36	AV	43.00	150	Vertical	Pass
4	5746.000	92.11	0.40	--	-148.89	Peak	241.00	150	Vertical	N/A
4**	5746.000	86.92	0.40	--	86.92	AV	241.00	150	Vertical	N/A
5	11908.487	49.16	18.07	74.0	-24.84	Peak	69.00	150	Vertical	Pass
5**	11908.487	38.91	18.07	54.0	-15.09	AV	69.00	150	Vertical	Pass
6	15613.088	54.89	23.48	74.0	-19.11	Peak	245.00	150	Vertical	Pass
6**	15613.088	42.91	23.48	54.0	-11.09	AV	245.00	150	Vertical	Pass

11a, Band IV, 1 GHz to 18 GHz, Middle channel, ANT H

No.	Frequency (MHz)	Results (dBuV/m)	Factor (dB)	Limit (dBuV/m)	Over Limit (dB)	Detector	Table (Degree)	Height (cm)	Antenna	Verdict
1	1606.100	37.34	-15.36	74.0	-36.66	Peak	275.00	150	Horizontal	Pass
1**	1606.100	27.99	-15.36	54.0	-26.01	AV	275.00	150	Horizontal	Pass
2	2727.600	41.80	-8.76	74.0	-32.20	Peak	301.00	150	Horizontal	Pass
2**	2727.600	33.71	-8.76	54.0	-20.29	AV	301.00	150	Horizontal	Pass
3	4218.200	47.22	-3.75	74.0	-26.78	Peak	287.00	150	Horizontal	Pass
3**	4218.200	35.25	-3.75	54.0	-18.75	AV	287.00	150	Horizontal	Pass
4	5785.800	102.16	0.77	--	-103.84	Peak	206.00	150	Horizontal	N/A
4**	5785.800	95.12	0.77	--	95.12	AV	206.00	150	Horizontal	N/A
5	12276.487	49.99	20.26	74.0	-24.01	Peak	316.00	150	Horizontal	Pass
5**	12276.487	38.84	20.26	54.0	-15.16	AV	316.00	150	Horizontal	Pass
6	15984.787	55.12	24.01	74.0	-18.88	Peak	149.00	150	Horizontal	Pass
6**	15984.787	43.14	24.01	54.0	-10.86	AV	149.00	150	Horizontal	Pass

11a, Band IV, 1 GHz to 18 GHz, Middle channel, ANT V

No.	Frequency (MHz)	Results (dBuV/m)	Factor (dB)	Limit (dBuV/m)	Over Limit (dB)	Detector	Table (Degree)	Height (cm)	Antenna	Verdict
1	1518.700	36.46	-14.99	74.0	-37.54	Peak	59.00	150	Vertical	Pass
1**	1518.700	27.47	-14.99	54.0	-26.53	AV	59.00	150	Vertical	Pass
2	2815.200	41.86	-8.34	74.0	-32.14	Peak	27.00	150	Vertical	Pass
2**	2815.200	32.13	-8.34	54.0	-21.87	AV	27.00	150	Vertical	Pass
3	4117.800	46.22	-4.16	74.0	-27.78	Peak	234.00	150	Vertical	Pass
3**	4117.800	36.38	-4.16	54.0	-17.62	AV	234.00	150	Vertical	Pass
4	5786.400	93.24	0.77	--	-123.76	Peak	217.00	150	Vertical	N/A
4**	5786.400	87.00	0.77	--	87.00	AV	217.00	150	Vertical	N/A
5	12154.875	49.71	19.98	74.0	-24.29	Peak	88.00	150	Vertical	Pass
5**	12154.875	37.90	19.98	54.0	-16.10	AV	88.00	150	Vertical	Pass
6	15545.099	55.00	23.65	74.0	-19.00	Peak	160.00	150	Vertical	Pass
6**	15545.099	44.07	23.65	54.0	-9.93	AV	160.00	150	Vertical	Pass

11a, Band IV, 1 GHz to 18 GHz, High channel, ANT H

No.	Frequency (MHz)	Results (dBuV/m)	Factor (dB)	Limit (dBuV/m)	Over Limit (dB)	Detector	Table (Degree)	Height (cm)	Antenna	Verdict
1	1523.100	36.79	-15.02	74.0	-37.21	Peak	166.00	150	Horizontal	Pass
1**	1523.100	26.76	-15.02	54.0	-27.24	AV	166.00	150	Horizontal	Pass
2	2802.300	41.47	-8.74	74.0	-32.53	Peak	360.00	150	Horizontal	Pass
2**	2802.300	31.71	-8.74	54.0	-22.29	AV	360.00	150	Horizontal	Pass
3	4303.200	47.22	-3.65	74.0	-26.78	Peak	333.00	150	Horizontal	Pass
3**	4303.200	35.39	-3.65	54.0	-18.61	AV	333.00	150	Horizontal	Pass
4	5825.000	103.11	0.79	--	-64.89	Peak	168.00	150	Horizontal	N/A
4**	5825.000	95.89	0.79	--	95.89	AV	168.00	150	Horizontal	N/A
5	12148.838	50.16	19.91	74.0	-23.84	Peak	18.00	150	Horizontal	Pass
5**	12148.838	38.36	19.91	54.0	-15.64	AV	18.00	150	Horizontal	Pass
6	15636.450	55.15	23.54	74.0	-18.85	Peak	93.00	150	Horizontal	Pass
6**	15636.450	43.39	23.54	54.0	-10.61	AV	93.00	150	Horizontal	Pass

11a, Band IV, 1 GHz to 18 GHz, High channel, ANT V

No.	Frequency (MHz)	Results (dBuV/m)	Factor (dB)	Limit (dBuV/m)	Over Limit (dB)	Detector	Table (Degree)	Height (cm)	Antenna	Verdict
1	1559.300	36.72	-15.05	74.0	-37.28	Peak	331.00	150	Vertical	Pass
1**	1559.300	27.75	-15.05	54.0	-26.25	AV	331.00	150	Vertical	Pass
2	2776.500	42.18	-8.56	74.0	-31.82	Peak	69.00	150	Vertical	Pass
2**	2776.500	33.23	-8.56	54.0	-20.77	AV	69.00	150	Vertical	Pass
3	4237.000	46.81	-3.34	74.0	-27.19	Peak	38.00	150	Vertical	Pass
3**	4237.000	35.78	-3.34	54.0	-18.22	AV	38.00	150	Vertical	Pass
4	5827.000	94.33	0.81	--	-119.67	Peak	214.00	150	Vertical	N/A
4**	5827.000	88.06	0.81	--	88.06	AV	214.00	150	Vertical	N/A
5	11511.737	50.20	19.33	74.0	-23.80	Peak	0.00	150	Vertical	Pass
5**	11511.737	36.77	19.33	54.0	-17.23	AV	0.00	150	Vertical	Pass
6	15873.750	54.33	23.35	74.0	-19.67	Peak	332.00	150	Vertical	Pass
6**	15873.750	42.44	23.35	54.0	-11.56	AV	332.00	150	Vertical	Pass

11n20, Band IV, 1 GHz to 18 GHz, Low channel, ANT H

No.	Frequency (MHz)	Results (dBuV/m)	Factor (dB)	Limit (dBuV/m)	Over Limit (dB)	Detector	Table (Degree)	Height (cm)	Antenna	Verdict
1	1590.100	37.07	-15.19	74.0	-36.93	Peak	207.00	150	Horizontal	Pass
1**	1590.100	27.57	-15.19	54.0	-26.43	AV	207.00	150	Horizontal	Pass
2	2828.300	43.12	-8.25	74.0	-30.88	Peak	337.00	150	Horizontal	Pass
2**	2828.300	32.20	-8.25	54.0	-21.80	AV	337.00	150	Horizontal	Pass
3	4113.000	46.82	-4.17	74.0	-27.18	Peak	260.00	150	Horizontal	Pass
3**	4113.000	35.10	-4.17	54.0	-18.90	AV	260.00	150	Horizontal	Pass
4	5745.000	101.50	0.28	--	-103.50	Peak	205.00	150	Horizontal	N/A
4**	5745.000	93.93	0.28	--	93.93	AV	205.00	150	Horizontal	N/A
5	11703.213	49.44	19.76	74.0	-24.56	Peak	31.00	150	Horizontal	Pass
5**	11703.213	37.57	19.76	54.0	-16.43	AV	31.00	150	Horizontal	Pass
6	15542.475	54.65	23.68	74.0	-19.35	Peak	57.00	150	Horizontal	Pass
6**	15542.475	43.63	23.68	54.0	-10.37	AV	57.00	150	Horizontal	Pass

11n20, Band IV, 1 GHz to 18 GHz, Low channel, ANT V

No.	Frequency (MHz)	Results (dBuV/m)	Factor (dB)	Limit (dBuV/m)	Over Limit (dB)	Detector	Table (Degree)	Height (cm)	Antenna	Verdict
1	1509.900	37.62	-15.13	74.0	-36.38	Peak	200.00	150	Vertical	Pass
1**	1509.900	27.94	-15.13	54.0	-26.06	AV	200.00	150	Vertical	Pass
2	2847.800	42.31	-8.27	74.0	-31.69	Peak	151.00	150	Vertical	Pass
2**	2847.800	33.61	-8.27	54.0	-20.39	AV	151.00	150	Vertical	Pass
3	4006.000	46.64	-4.60	74.0	-27.36	Peak	0.00	150	Vertical	Pass
3**	4006.000	34.07	-4.60	54.0	-19.93	AV	0.00	150	Vertical	Pass
4	5743.800	92.02	0.15	--	-139.98	Peak	232.00	150	Vertical	N/A
4**	5743.800	86.84	0.15	--	86.84	AV	232.00	150	Vertical	N/A
5	12139.924	49.42	19.85	74.0	-24.58	Peak	22.00	150	Vertical	Pass
5**	12139.924	37.46	19.85	54.0	-16.54	AV	22.00	150	Vertical	Pass
6	15664.800	54.49	23.49	74.0	-19.51	Peak	138.00	150	Vertical	Pass
6**	15664.800	42.13	23.49	54.0	-11.87	AV	138.00	150	Vertical	Pass

11n20, Band IV, 1 GHz to 18 GHz, Middle channel, ANT H

No.	Frequency (MHz)	Results (dBuV/m)	Factor (dB)	Limit (dBuV/m)	Over Limit (dB)	Detector	Table (Degree)	Height (cm)	Antenna	Verdict
1	1335.300	38.07	-14.82	74.0	-35.93	Peak	114.00	150	Horizontal	Pass
1**	1335.300	27.73	-14.82	54.0	-26.27	AV	114.00	150	Horizontal	Pass
2	2835.900	41.87	-8.47	74.0	-32.13	Peak	279.00	150	Horizontal	Pass
2**	2835.900	32.51	-8.47	54.0	-21.49	AV	279.00	150	Horizontal	Pass
3	4206.200	47.03	-4.03	74.0	-26.97	Peak	73.00	150	Horizontal	Pass
3**	4206.200	35.10	-4.03	54.0	-18.90	AV	73.00	150	Horizontal	Pass
4	5783.400	101.30	0.88	--	-80.70	Peak	182.00	150	Horizontal	N/A
4**	5783.400	94.86	0.88	--	94.86	AV	182.00	150	Horizontal	N/A
5	12015.150	49.59	18.71	74.0	-24.41	Peak	360.00	150	Horizontal	Pass
5**	12015.150	37.02	18.71	54.0	-16.98	AV	360.00	150	Horizontal	Pass
6	15967.200	55.52	24.00	74.0	-18.48	Peak	201.00	150	Horizontal	Pass
6**	15967.200	43.67	24.00	54.0	-10.33	AV	201.00	150	Horizontal	Pass

11n20, Band IV, 1 GHz to 18 GHz, Middle channel, ANT V

No.	Frequency (MHz)	Results (dBuV/m)	Factor (dB)	Limit (dBuV/m)	Over Limit (dB)	Detector	Table (Degree)	Height (cm)	Antenna	Verdict
1	1468.600	36.93	-14.80	74.0	-37.07	Peak	123.00	150	Vertical	Pass
1**	1468.600	27.92	-14.80	54.0	-26.08	AV	123.00	150	Vertical	Pass
2	2780.000	41.61	-8.54	74.0	-32.39	Peak	186.00	150	Vertical	Pass
2**	2780.000	33.40	-8.54	54.0	-20.60	AV	186.00	150	Vertical	Pass
3	4155.000	47.26	-3.57	74.0	-26.74	Peak	227.00	150	Vertical	Pass
3**	4155.000	35.03	-3.57	54.0	-18.97	AV	227.00	150	Vertical	Pass
4	5786.200	93.22	0.77	--	-105.78	Peak	199.00	150	Vertical	N/A
4**	5786.200	87.07	0.77	--	87.07	AV	199.00	150	Vertical	N/A
5	11776.525	49.84	18.73	74.0	-24.16	Peak	254.00	150	Vertical	Pass
5**	11776.525	36.71	18.73	54.0	-17.29	AV	254.00	150	Vertical	Pass
6	15642.488	54.69	23.55	74.0	-19.31	Peak	223.00	150	Vertical	Pass
6**	15642.488	43.54	23.55	54.0	-10.46	AV	223.00	150	Vertical	Pass

11n20, Band IV, 1 GHz to 18 GHz, High channel, ANT H

No.	Frequency (MHz)	Results (dBuV/m)	Factor (dB)	Limit (dBuV/m)	Over Limit (dB)	Detector	Table (Degree)	Height (cm)	Antenna	Verdict
1	1513.600	36.79	-15.08	74.0	-37.21	Peak	136.00	150	Horizontal	Pass
1**	1513.600	28.21	-15.08	54.0	-25.79	AV	136.00	150	Horizontal	Pass
2	2870.700	42.32	-8.19	74.0	-31.68	Peak	292.00	150	Horizontal	Pass
2**	2870.700	33.17	-8.19	54.0	-20.83	AV	292.00	150	Horizontal	Pass
3	4085.800	46.59	-4.22	74.0	-27.41	Peak	79.00	150	Horizontal	Pass
3**	4085.800	34.80	-4.22	54.0	-19.20	AV	79.00	150	Horizontal	Pass
4	5823.600	102.50	0.84	--	-78.50	Peak	181.00	150	Horizontal	N/A
4**	5823.600	95.60	0.84	--	95.60	AV	181.00	150	Horizontal	N/A
5	12377.400	49.76	19.43	74.0	-24.24	Peak	61.00	150	Horizontal	Pass
5**	12377.400	38.28	19.43	54.0	-15.72	AV	61.00	150	Horizontal	Pass
6	15691.575	54.51	23.58	74.0	-19.49	Peak	33.00	150	Horizontal	Pass
6**	15691.575	43.01	23.58	54.0	-10.99	AV	33.00	150	Horizontal	Pass

11n20, Band IV, 1 GHz to 18 GHz, High channel, ANT V

No.	Frequency (MHz)	Results (dBuV/m)	Factor (dB)	Limit (dBuV/m)	Over Limit (dB)	Detector	Table (Degree)	Height (cm)	Antenna	Verdict
1	1520.400	36.75	-15.01	74.0	-37.25	Peak	323.00	150	Vertical	Pass
1**	1520.400	27.39	-15.01	54.0	-26.61	AV	323.00	150	Vertical	Pass
2	2881.800	42.88	-8.30	74.0	-31.12	Peak	244.00	150	Vertical	Pass
2**	2881.800	33.73	-8.30	54.0	-20.27	AV	244.00	150	Vertical	Pass
3	4249.200	47.04	-3.18	74.0	-26.96	Peak	207.00	150	Vertical	Pass
3**	4249.200	36.80	-3.18	54.0	-17.20	AV	207.00	150	Vertical	Pass
4	5827.000	93.88	0.81	--	-113.12	Peak	207.00	150	Vertical	N/A
4**	5827.000	87.70	0.81	--	87.70	AV	207.00	150	Vertical	N/A
5	11002.575	50.00	19.01	74.0	-24.00	Peak	14.00	150	Vertical	Pass
5**	11002.575	37.55	19.01	54.0	-16.45	AV	14.00	150	Vertical	Pass
6	15497.850	55.24	23.93	74.0	-18.76	Peak	358.00	150	Vertical	Pass
6**	15497.850	44.23	23.93	54.0	-9.77	AV	358.00	150	Vertical	Pass

11n40, Band IV, 1 GHz to 18 GHz, Low channel, ANT H

No.	Frequency (MHz)	Results (dBuV/m)	Factor (dB)	Limit (dBuV/m)	Over Limit (dB)	Detector	Table (Degree)	Height (cm)	Antenna	Verdict
1	1487.300	36.98	-15.21	74.0	-37.02	Peak	100.00	150	Horizontal	Pass
1**	1487.300	26.74	-15.21	54.0	-27.26	AV	100.00	150	Horizontal	Pass
2	2722.200	42.22	-8.66	74.0	-31.78	Peak	0.00	150	Horizontal	Pass
2**	2722.200	33.58	-8.66	54.0	-20.42	AV	0.00	150	Horizontal	Pass
3	4245.800	47.46	-3.28	74.0	-26.54	Peak	268.00	150	Horizontal	Pass
3**	4245.800	37.18	-3.28	54.0	-16.82	AV	268.00	150	Horizontal	Pass
4	5753.200	97.64	0.49	--	-93.36	Peak	191.00	150	Horizontal	N/A
4**	5753.200	90.92	0.49	--	90.92	AV	191.00	150	Horizontal	N/A
5	11624.724	49.57	20.27	74.0	-24.43	Peak	50.00	150	Horizontal	Pass
5**	11624.724	37.92	20.27	54.0	-16.08	AV	50.00	150	Horizontal	Pass
6	15956.700	55.65	23.98	74.0	-18.35	Peak	268.00	150	Horizontal	Pass
6**	15956.700	43.23	23.98	54.0	-10.77	AV	268.00	150	Horizontal	Pass

11n40, Band IV, 1 GHz to 18 GHz, Low channel, ANT V

No.	Frequency (MHz)	Results (dBuV/m)	Factor (dB)	Limit (dBuV/m)	Over Limit (dB)	Detector	Table (Degree)	Height (cm)	Antenna	Verdict
1	1551.400	36.33	-14.97	74.0	-37.67	Peak	210.00	150	Vertical	Pass
1**	1551.400	27.59	-14.97	54.0	-26.41	AV	210.00	150	Vertical	Pass
2	2866.300	42.57	-8.06	74.0	-31.43	Peak	290.00	150	Vertical	Pass
2**	2866.300	34.10	-8.06	54.0	-19.90	AV	290.00	150	Vertical	Pass
3	4017.800	46.56	-4.08	74.0	-27.44	Peak	287.00	150	Vertical	Pass
3**	4017.800	35.61	-4.08	54.0	-18.39	AV	287.00	150	Vertical	Pass
4	5753.000	88.68	0.50	--	-116.32	Peak	205.00	150	Vertical	N/A
4**	5753.000	83.07	0.50	--	83.07	AV	205.00	150	Vertical	N/A
5	11682.224	49.98	20.04	74.0	-24.02	Peak	200.00	150	Vertical	Pass
5**	11682.224	37.88	20.04	54.0	-16.12	AV	200.00	150	Vertical	Pass
6	15620.175	56.25	23.45	74.0	-17.75	Peak	314.00	150	Vertical	Pass
6**	15620.175	44.55	23.45	54.0	-9.45	AV	314.00	150	Vertical	Pass

11n40, Band IV, 1 GHz to 18 GHz, High channel, ANT H

No.	Frequency (MHz)	Results (dBuV/m)	Factor (dB)	Limit (dBuV/m)	Over Limit (dB)	Detector	Table (Degree)	Height (cm)	Antenna	Verdict
1	1342.100	36.60	-14.68	74.0	-37.40	Peak	0.00	150	Horizontal	Pass
1**	1342.100	27.75	-14.68	54.0	-26.25	AV	0.00	150	Horizontal	Pass
2	2824.300	41.45	-8.29	74.0	-32.55	Peak	268.00	150	Horizontal	Pass
2**	2824.300	32.60	-8.29	54.0	-21.40	AV	268.00	150	Horizontal	Pass
3	3972.800	46.68	-4.19	74.0	-27.32	Peak	360.00	150	Horizontal	Pass
3**	3972.800	35.33	-4.19	54.0	-18.67	AV	360.00	150	Horizontal	Pass
4	5791.600	98.73	0.98	--	-69.27	Peak	168.00	150	Horizontal	N/A
4**	5791.600	91.46	0.98	--	91.46	AV	168.00	150	Horizontal	N/A
5	11615.526	49.52	20.21	74.0	-24.48	Peak	326.00	150	Horizontal	Pass
5**	11615.526	39.12	20.21	54.0	-14.88	AV	326.00	150	Horizontal	Pass
6	15665.849	54.26	23.50	74.0	-19.74	Peak	228.00	150	Horizontal	Pass
6**	15665.849	43.28	23.50	54.0	-10.72	AV	228.00	150	Horizontal	Pass

11n40, Band IV, 1 GHz to 18 GHz, High channel, ANT V

No.	Frequency (MHz)	Results (dBuV/m)	Factor (dB)	Limit (dBuV/m)	Over Limit (dB)	Detector	Table (Degree)	Height (cm)	Antenna	Verdict
1	1378.700	36.28	-14.91	74.0	-37.72	Peak	103.00	150	Vertical	Pass
1**	1378.700	27.33	-14.91	54.0	-26.67	AV	103.00	150	Vertical	Pass
2	2746.100	42.40	-8.85	74.0	-31.60	Peak	219.00	150	Vertical	Pass
2**	2746.100	32.86	-8.85	54.0	-21.14	AV	219.00	150	Vertical	Pass
3	4022.400	46.55	-4.05	74.0	-27.45	Peak	120.00	150	Vertical	Pass
3**	4022.400	34.85	-4.05	54.0	-19.15	AV	120.00	150	Vertical	Pass
4	5800.800	89.62	0.88	--	-105.38	Peak	195.00	150	Vertical	N/A
4**	5800.800	82.62	0.88	--	82.62	AV	195.00	150	Vertical	N/A
5	11635.075	50.00	20.33	74.0	-24.00	Peak	70.00	150	Vertical	Pass
5**	11635.075	39.18	20.33	54.0	-14.82	AV	70.00	150	Vertical	Pass
6	15530.925	55.19	23.74	74.0	-18.81	Peak	299.00	150	Vertical	Pass
6**	15530.925	43.61	23.74	54.0	-10.39	AV	299.00	150	Vertical	Pass

11ac20, Band IV, 1 GHz to 18 GHz, Low channel, ANT H

No.	Frequency (MHz)	Results (dBuV/m)	Factor (dB)	Limit (dBuV/m)	Over Limit (dB)	Detector	Table (Degree)	Height (cm)	Antenna	Verdict
1	1518.800	37.34	-14.99	74.0	-36.66	Peak	203.00	150	Horizontal	Pass
1**	1518.800	26.94	-14.99	54.0	-27.06	AV	203.00	150	Horizontal	Pass
2	2746.000	42.52	-8.85	74.0	-31.48	Peak	106.00	150	Horizontal	Pass
2**	2746.000	33.20	-8.85	54.0	-20.80	AV	106.00	150	Horizontal	Pass
3	4227.000	47.07	-3.61	74.0	-26.93	Peak	198.00	150	Horizontal	Pass
3**	4227.000	35.68	-3.61	54.0	-18.32	AV	198.00	150	Horizontal	Pass
4	5744.200	99.87	0.19	--	-78.13	Peak	178.00	150	Horizontal	N/A
4**	5744.200	93.47	0.19	--	93.47	AV	178.00	150	Horizontal	N/A
5	11565.787	50.00	19.81	74.0	-24.00	Peak	76.00	150	Horizontal	Pass
5**	11565.787	37.83	19.81	54.0	-16.17	AV	76.00	150	Horizontal	Pass
6	15959.326	55.15	23.99	74.0	-18.85	Peak	92.00	150	Horizontal	Pass
6**	15959.326	42.78	23.99	54.0	-11.22	AV	92.00	150	Horizontal	Pass

11ac20, Band IV, 1 GHz to 18 GHz, Low channel, ANT V

No.	Frequency (MHz)	Results (dBuV/m)	Factor (dB)	Limit (dBuV/m)	Over Limit (dB)	Detector	Table (Degree)	Height (cm)	Antenna	Verdict
1	1533.500	36.49	-15.02	74.0	-37.51	Peak	246.00	150	Vertical	Pass
1**	1533.500	28.42	-15.02	54.0	-25.58	AV	246.00	150	Vertical	Pass
2	2814.200	41.96	-8.34	74.0	-32.04	Peak	184.00	150	Vertical	Pass
2**	2814.200	33.09	-8.34	54.0	-20.91	AV	184.00	150	Vertical	Pass
3	4152.600	46.50	-3.52	74.0	-27.50	Peak	357.00	150	Vertical	Pass
3**	4152.600	36.13	-3.52	54.0	-17.87	AV	357.00	150	Vertical	Pass
4	5744.800	92.00	0.26	--	-133.00	Peak	225.00	150	Vertical	N/A
4**	5744.800	84.56	0.26	--	84.56	AV	225.00	150	Vertical	N/A
5	11635.937	50.02	20.34	74.0	-23.98	Peak	189.00	150	Vertical	Pass
5**	11635.937	37.62	20.34	54.0	-16.38	AV	189.00	150	Vertical	Pass
6	15421.200	55.49	23.16	74.0	-18.51	Peak	57.00	150	Vertical	Pass
6**	15421.200	41.95	23.16	54.0	-12.05	AV	57.00	150	Vertical	Pass

11ac20, Band IV, 1 GHz to 18 GHz, Middle channel, ANT H

No.	Frequency (MHz)	Results (dBuV/m)	Factor (dB)	Limit (dBuV/m)	Over Limit (dB)	Detector	Table (Degree)	Height (cm)	Antenna	Verdict
1	1459.300	37.42	-14.70	74.0	-36.58	Peak	83.00	150	Horizontal	Pass
1**	1459.300	28.38	-14.70	54.0	-25.62	AV	83.00	150	Horizontal	Pass
2	2776.600	41.81	-8.55	74.0	-32.19	Peak	55.00	150	Horizontal	Pass
2**	2776.600	32.25	-8.55	54.0	-21.75	AV	55.00	150	Horizontal	Pass
3	4199.400	46.91	-4.06	74.0	-27.09	Peak	355.00	150	Horizontal	Pass
3**	4199.400	35.88	-4.06	54.0	-18.12	AV	355.00	150	Horizontal	Pass
4	5787.400	100.66	0.88	--	-88.34	Peak	189.00	150	Horizontal	N/A
4**	5787.400	93.53	0.88	--	93.53	AV	189.00	150	Horizontal	N/A
5	11608.912	50.21	20.18	74.0	-23.79	Peak	360.00	150	Horizontal	Pass
5**	11608.912	38.40	20.18	54.0	-15.60	AV	360.00	150	Horizontal	Pass
6	15793.950	54.74	23.16	74.0	-19.26	Peak	211.00	150	Horizontal	Pass
6**	15793.950	42.55	23.16	54.0	-11.45	AV	211.00	150	Horizontal	Pass

11ac20, Band IV, 1 GHz to 18 GHz, Middle channel, ANT V

No.	Frequency (MHz)	Results (dBuV/m)	Factor (dB)	Limit (dBuV/m)	Over Limit (dB)	Detector	Table (Degree)	Height (cm)	Antenna	Verdict
1	1601.500	37.62	-15.22	74.0	-36.38	Peak	142.00	150	Vertical	Pass
1**	1601.500	28.61	-15.22	54.0	-25.39	AV	142.00	150	Vertical	Pass
2	2780.800	41.67	-8.62	74.0	-32.33	Peak	67.00	150	Vertical	Pass
2**	2780.800	32.55	-8.62	54.0	-21.45	AV	67.00	150	Vertical	Pass
3	4174.400	46.65	-3.94	74.0	-27.35	Peak	55.00	150	Vertical	Pass
3**	4174.400	36.83	-3.94	54.0	-17.17	AV	55.00	150	Vertical	Pass
4	5783.800	91.36	0.83	--	-133.64	Peak	225.00	150	Vertical	N/A
4**	5783.800	84.87	0.83	--	84.87	AV	225.00	150	Vertical	N/A
5	12335.713	49.92	19.81	74.0	-24.08	Peak	260.00	150	Vertical	Pass
5**	12335.713	38.73	19.81	54.0	-15.27	AV	260.00	150	Vertical	Pass
6	15532.500	54.32	23.73	74.0	-19.68	Peak	360.00	150	Vertical	Pass
6**	15532.500	44.37	23.73	54.0	-9.63	AV	360.00	150	Vertical	Pass

11ac20, Band IV, 1 GHz to 18 GHz, High channel, ANT H

No.	Frequency (MHz)	Results (dBuV/m)	Factor (dB)	Limit (dBuV/m)	Over Limit (dB)	Detector	Table (Degree)	Height (cm)	Antenna	Verdict
1	1497.500	37.03	-15.19	74.0	-36.97	Peak	246.00	150	Horizontal	Pass
1**	1497.500	26.74	-15.19	54.0	-27.26	AV	246.00	150	Horizontal	Pass
2	2838.100	42.58	-8.47	74.0	-31.42	Peak	348.00	150	Horizontal	Pass
2**	2838.100	32.26	-8.47	54.0	-21.74	AV	348.00	150	Horizontal	Pass
3	4065.200	47.42	-3.89	74.0	-26.58	Peak	18.00	150	Horizontal	Pass
3**	4065.200	35.29	-3.89	54.0	-18.71	AV	18.00	150	Horizontal	Pass
4	5824.800	102.79	0.78	--	-84.21	Peak	187.00	150	Horizontal	N/A
4**	5824.800	94.32	0.78	--	94.32	AV	187.00	150	Horizontal	N/A
5	12337.724	50.28	19.80	74.0	-23.72	Peak	100.00	150	Horizontal	Pass
5**	12337.724	38.31	19.80	54.0	-15.69	AV	100.00	150	Horizontal	Pass
6	15586.575	54.27	23.57	74.0	-19.73	Peak	117.00	150	Horizontal	Pass
6**	15586.575	43.26	23.57	54.0	-10.74	AV	117.00	150	Horizontal	Pass

11ac20, Band IV, 1 GHz to 18 GHz, High channel, ANT V

No.	Frequency (MHz)	Results (dBuV/m)	Factor (dB)	Limit (dBuV/m)	Over Limit (dB)	Detector	Table (Degree)	Height (cm)	Antenna	Verdict
1	1466.000	36.94	-14.83	74.0	-37.06	Peak	95.00	150	Vertical	Pass
1**	1466.000	27.43	-14.83	54.0	-26.57	AV	95.00	150	Vertical	Pass
2	2731.600	42.02	-8.69	74.0	-31.98	Peak	0.00	150	Vertical	Pass
2**	2731.600	32.81	-8.69	54.0	-21.19	AV	0.00	150	Vertical	Pass
3	4026.800	46.44	-3.84	74.0	-27.56	Peak	283.00	150	Vertical	Pass
3**	4026.800	36.42	-3.84	54.0	-17.58	AV	283.00	150	Vertical	Pass
4	5821.600	93.59	0.90	--	-114.41	Peak	208.00	150	Vertical	N/A
4**	5821.600	87.08	0.90	--	87.08	AV	208.00	150	Vertical	N/A
5	11614.950	49.80	20.21	74.0	-24.20	Peak	274.00	150	Vertical	Pass
5**	11614.950	37.70	20.21	54.0	-16.30	AV	274.00	150	Vertical	Pass
6	15938.326	54.79	23.88	74.0	-19.21	Peak	193.00	150	Vertical	Pass
6**	15938.326	42.32	23.88	54.0	-11.68	AV	193.00	150	Vertical	Pass

11ac40, Band IV, 1 GHz to 18 GHz, Low channel, ANT H

No.	Frequency (MHz)	Results (dBuV/m)	Factor (dB)	Limit (dBuV/m)	Over Limit (dB)	Detector	Table (Degree)	Height (cm)	Antenna	Verdict
1	1544.500	36.57	-14.85	74.0	-37.43	Peak	272.00	150	Horizontal	Pass
1**	1544.500	27.36	-14.85	54.0	-26.64	AV	272.00	150	Horizontal	Pass
2	2779.100	42.91	-8.51	74.0	-31.09	Peak	34.00	150	Horizontal	Pass
2**	2779.100	33.49	-8.51	54.0	-20.51	AV	34.00	150	Horizontal	Pass
3	4304.800	47.85	-3.44	74.0	-26.15	Peak	360.00	150	Horizontal	Pass
3**	4304.800	35.41	-3.44	54.0	-18.59	AV	360.00	150	Horizontal	Pass
4	5756.600	95.47	0.61	--	-172.53	Peak	268.00	150	Horizontal	N/A
4**	5756.600	88.79	0.61	--	88.79	AV	268.00	150	Horizontal	N/A
5	12320.763	50.07	19.92	74.0	-23.93	Peak	140.00	150	Horizontal	Pass
5**	12320.763	37.29	19.92	54.0	-16.71	AV	140.00	150	Horizontal	Pass
6	15506.775	54.88	23.90	74.0	-19.12	Peak	21.00	150	Horizontal	Pass
6**	15506.775	43.30	23.90	54.0	-10.70	AV	21.00	150	Horizontal	Pass

11ac40, Band IV, 1 GHz to 18 GHz, Low channel, ANT V

No.	Frequency (MHz)	Results (dBuV/m)	Factor (dB)	Limit (dBuV/m)	Over Limit (dB)	Detector	Table (Degree)	Height (cm)	Antenna	Verdict
1	1587.800	36.95	-15.27	74.0	-37.05	Peak	111.00	150	Vertical	Pass
1**	1587.800	29.12	-15.27	54.0	-24.88	AV	111.00	150	Vertical	Pass
2	2750.200	42.72	-9.02	74.0	-31.28	Peak	70.00	150	Vertical	Pass
2**	2750.200	32.15	-9.02	54.0	-21.85	AV	70.00	150	Vertical	Pass
3	4125.400	47.20	-3.97	74.0	-26.80	Peak	85.00	150	Vertical	Pass
3**	4125.400	35.20	-3.97	54.0	-18.80	AV	85.00	150	Vertical	Pass
4	5756.600	86.89	0.61	--	-152.11	Peak	239.00	150	Vertical	N/A
4**	5756.600	81.82	0.61	--	81.82	AV	239.00	150	Vertical	N/A
5	11641.975	49.43	20.37	74.0	-24.57	Peak	96.00	150	Vertical	Pass
5**	11641.975	37.94	20.37	54.0	-16.06	AV	96.00	150	Vertical	Pass
6	15931.237	54.44	23.79	74.0	-19.56	Peak	296.00	150	Vertical	Pass
6**	15931.237	43.86	23.79	54.0	-10.14	AV	296.00	150	Vertical	Pass

11ac40, Band IV, 1 GHz to 18 GHz, High channel, ANT H

No.	Frequency (MHz)	Results (dBuV/m)	Factor (dB)	Limit (dBuV/m)	Over Limit (dB)	Detector	Table (Degree)	Height (cm)	Antenna	Verdict
1	1485.800	37.07	-15.15	74.0	-36.93	Peak	0.00	150	Horizontal	Pass
1**	1485.800	26.94	-15.15	54.0	-27.06	AV	0.00	150	Horizontal	Pass
2	2799.000	42.52	-8.82	74.0	-31.48	Peak	317.00	150	Horizontal	Pass
2**	2799.000	31.87	-8.82	54.0	-22.13	AV	317.00	150	Horizontal	Pass
3	4266.200	47.57	-3.24	74.0	-26.43	Peak	195.00	150	Horizontal	Pass
3**	4266.200	35.96	-3.24	54.0	-18.04	AV	195.00	150	Horizontal	Pass
4	5791.600	96.05	0.98	--	-98.95	Peak	195.00	150	Horizontal	N/A
4**	5791.600	88.89	0.98	--	88.89	AV	195.00	150	Horizontal	N/A
5	11611.500	50.06	20.19	74.0	-23.94	Peak	169.00	150	Horizontal	Pass
5**	11611.500	38.25	20.19	54.0	-15.75	AV	169.00	150	Horizontal	Pass
6	15809.438	54.36	23.21	74.0	-19.64	Peak	171.00	150	Horizontal	Pass
6**	15809.438	41.94	23.21	54.0	-12.06	AV	171.00	150	Horizontal	Pass

11ac40, Band IV, 1 GHz to 18 GHz, High channel, ANT V

No.	Frequency (MHz)	Results (dBuV/m)	Factor (dB)	Limit (dBuV/m)	Over Limit (dB)	Detector	Table (Degree)	Height (cm)	Antenna	Verdict
1	1501.300	36.91	-15.14	74.0	-37.09	Peak	9.00	150	Vertical	Pass
1**	1501.300	26.96	-15.14	54.0	-27.04	AV	9.00	150	Vertical	Pass
2	2780.600	42.01	-8.60	74.0	-31.99	Peak	189.00	150	Vertical	Pass
2**	2780.600	33.78	-8.60	54.0	-20.22	AV	189.00	150	Vertical	Pass
3	4120.400	47.03	-4.22	74.0	-26.97	Peak	156.00	150	Vertical	Pass
3**	4120.400	36.05	-4.22	54.0	-17.95	AV	156.00	150	Vertical	Pass
4	5798.600	88.02	0.85	--	-118.98	Peak	207.00	150	Vertical	N/A
4**	5798.600	80.67	0.85	--	80.67	AV	207.00	150	Vertical	N/A
5	12193.401	49.78	20.38	74.0	-24.22	Peak	191.00	150	Vertical	Pass
5**	12193.401	38.14	20.38	54.0	-15.86	AV	191.00	150	Vertical	Pass
6	15582.638	55.53	23.57	74.0	-18.47	Peak	189.00	150	Vertical	Pass
6**	15582.638	42.70	23.57	54.0	-11.30	AV	189.00	150	Vertical	Pass

11ac80, Band IV, 1 GHz to 18 GHz, Middle channel, ANT H

No.	Frequency (MHz)	Results (dBuV/m)	Factor (dB)	Limit (dBuV/m)	Over Limit (dB)	Detector	Table (Degree)	Height (cm)	Antenna	Verdict
1	1583.900	36.53	-15.27	74.0	-37.47	Peak	307.00	150	Horizontal	Pass
1**	1583.900	27.47	-15.27	54.0	-26.53	AV	307.00	150	Horizontal	Pass
2	2766.000	42.23	-8.58	74.0	-31.77	Peak	161.00	150	Horizontal	Pass
2**	2766.000	31.36	-8.58	54.0	-22.64	AV	161.00	150	Horizontal	Pass
3	4039.400	48.65	-4.00	74.0	-25.35	Peak	29.00	150	Horizontal	Pass
3**	4039.400	35.65	-4.00	54.0	-18.35	AV	29.00	150	Horizontal	Pass
4	5788.400	92.54	0.99	--	-104.46	Peak	197.00	150	Horizontal	N/A
4**	5788.400	84.76	0.99	--	84.76	AV	197.00	150	Horizontal	N/A
5	12353.537	49.82	19.68	74.0	-24.18	Peak	267.00	150	Horizontal	Pass
5**	12353.537	38.71	19.68	54.0	-15.29	AV	267.00	150	Horizontal	Pass
6	15797.100	54.89	23.15	74.0	-19.11	Peak	289.00	150	Horizontal	Pass
6**	15797.100	43.91	23.15	54.0	-10.09	AV	289.00	150	Horizontal	Pass

11ac80, Band IV, 1 GHz to 18 GHz, Middle channel, ANT V

No.	Frequency (MHz)	Results (dBuV/m)	Factor (dB)	Limit (dBuV/m)	Over Limit (dB)	Detector	Table (Degree)	Height (cm)	Antenna	Verdict
1	1580.100	37.13	-15.22	74.0	-36.87	Peak	117.00	150	Vertical	Pass
1**	1580.100	27.34	-15.22	54.0	-26.66	AV	117.00	150	Vertical	Pass
2	2817.600	41.69	-8.28	74.0	-32.31	Peak	0.00	150	Vertical	Pass
2**	2817.600	32.60	-8.28	54.0	-21.40	AV	0.00	150	Vertical	Pass
3	4074.000	46.54	-4.09	74.0	-27.46	Peak	305.00	150	Vertical	Pass
3**	4074.000	35.29	-4.09	54.0	-18.71	AV	305.00	150	Vertical	Pass
4	5788.200	84.14	0.97	--	-120.86	Peak	205.00	150	Vertical	N/A
4**	5788.200	75.92	0.97	--	75.92	AV	205.00	150	Vertical	N/A
5	11752.950	50.02	18.92	74.0	-23.98	Peak	181.00	150	Vertical	Pass
5**	11752.950	37.72	18.92	54.0	-16.28	AV	181.00	150	Vertical	Pass
6	15946.200	55.07	23.93	74.0	-18.93	Peak	261.00	150	Vertical	Pass
6**	15946.200	43.69	23.93	54.0	-10.31	AV	261.00	150	Vertical	Pass

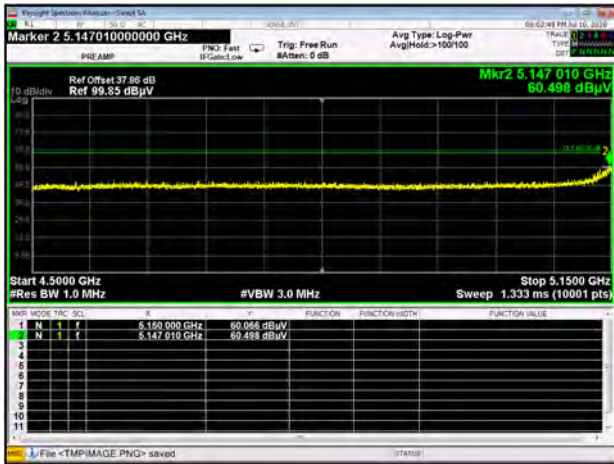
A.6.2 Band Edge (Restricted-band)

Test Band	Mode	Channel	Verdict
Band I	802.11a	Low	Pass
		High	Pass
	802.11n(HT20)	Low	Pass
		High	Pass
	802.11n(HT40)	Low	Pass
		High	Pass
	802.11ac(VHT20)	Low	Pass
		High	Pass
	802.11ac(VHT40)	Low	Pass
		High	Pass
802.11ac(VHT80)	Middle	Pass	
Band II	802.11a	Low	Pass
		High	Pass
	802.11n(HT20)	Low	Pass
		High	Pass
	802.11n(HT40)	Low	Pass
		High	Pass
	802.11ac(VHT20)	Low	Pass
		High	Pass
	802.11ac(VHT40)	Low	Pass
		High	Pass
802.11ac(VHT80)	Middle	Pass	
Band III	802.11a	Low	Pass
		High	Pass
	802.11n(HT20)	Low	Pass
		High	Pass
	802.11n(HT40)	Low	Pass
		High	Pass
	802.11ac(VHT20)	Low	Pass
		High	Pass
	802.11ac(VHT40)	Low	Pass
		High	Pass
802.11ac(VHT80)	Low	Pass	
	High	Pass	
Band IV	802.11a	Low	Pass
		High	Pass
	802.11n(HT20)	Low	Pass
		High	Pass
	802.11n(HT40)	Low	Pass
		High	Pass
	802.11ac(VHT20)	Low	Pass
		High	Pass
	802.11ac(VHT40)	Low	Pass
		High	Pass

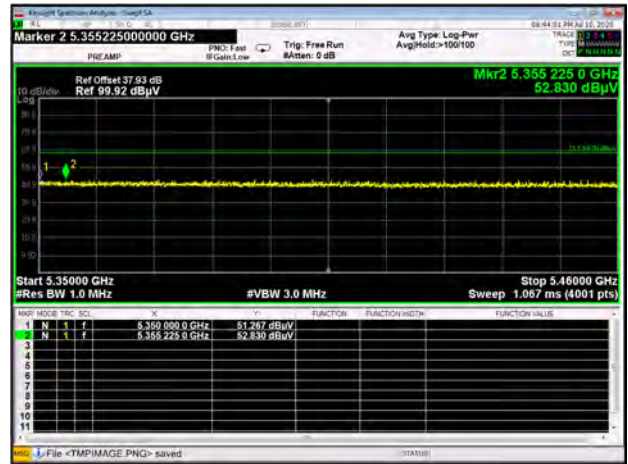
	802.11ac(VHT80)	Middle	Pass
--	-----------------	--------	------

Test Plots

Band I 11a CH36 Peak



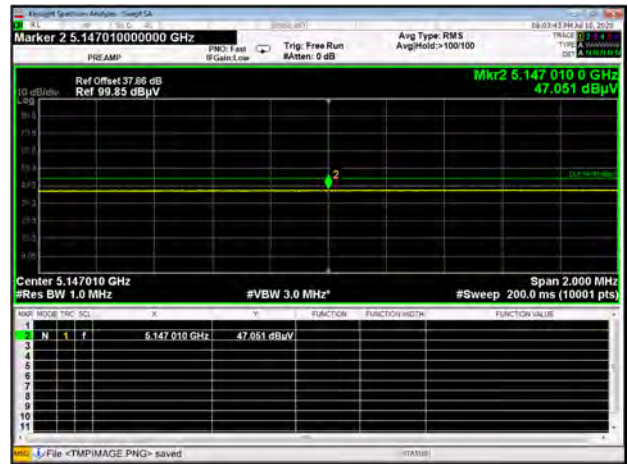
Band I 11a CH48 Peak



Band I 11a CH36 AV



Band I 11a CH36 AV



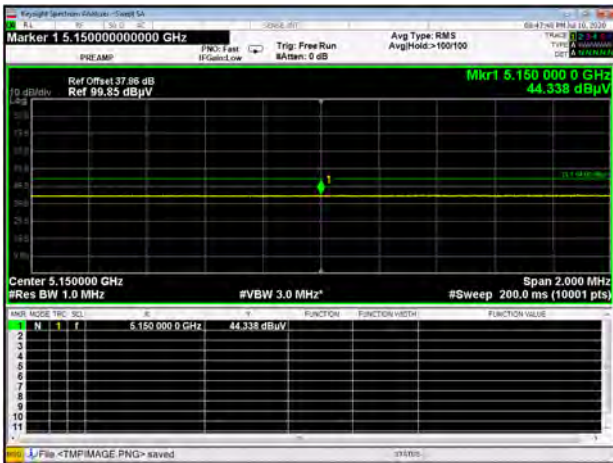
Band I 11n20 CH36 Peak



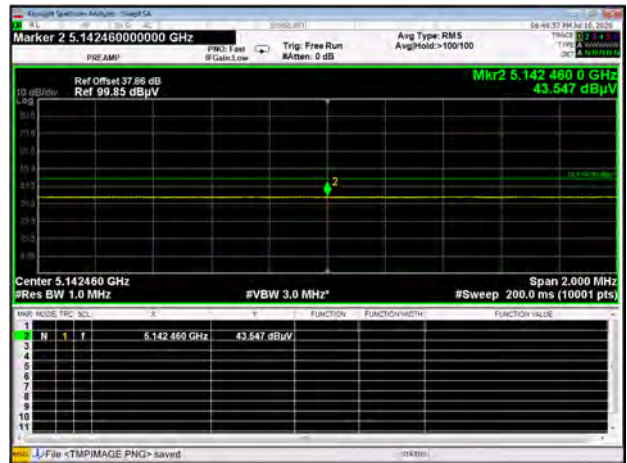
Band I 11n20 CH48 Peak



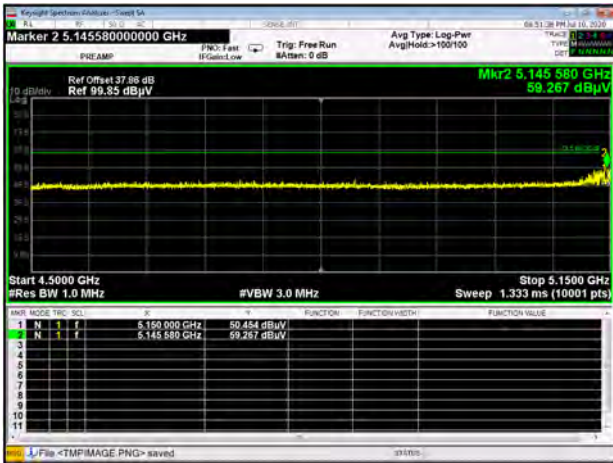
Band I 11n20 CH36 AV



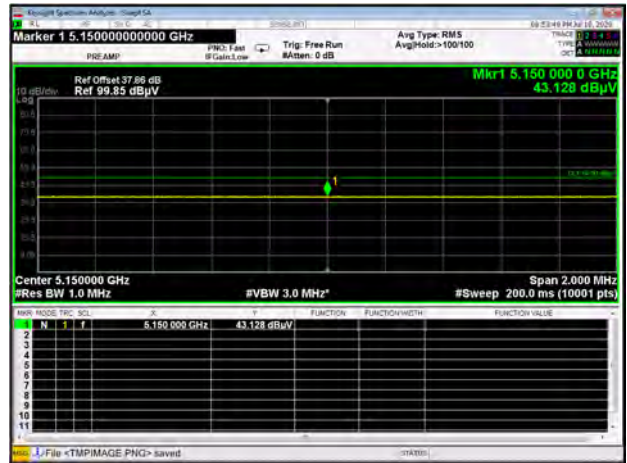
Band I 11n20 CH36 AV



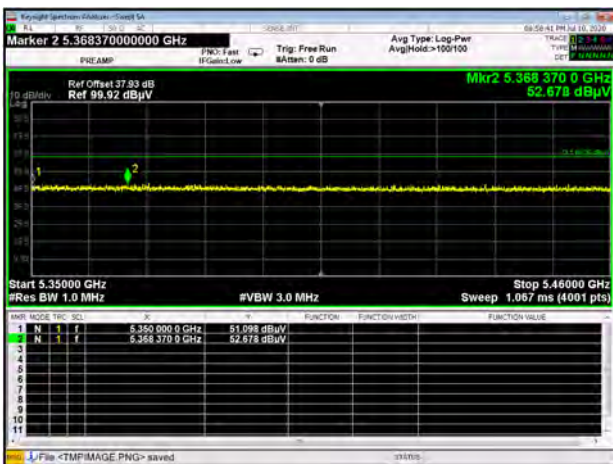
Band I 11n40 CH38 Peak



Band I 11n40 CH38 AV



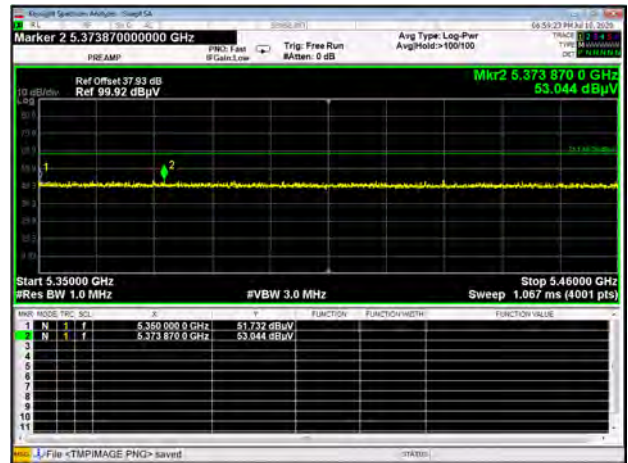
Band I 11n40 CH46 Peak



Band I 11ac20 CH36 Peak



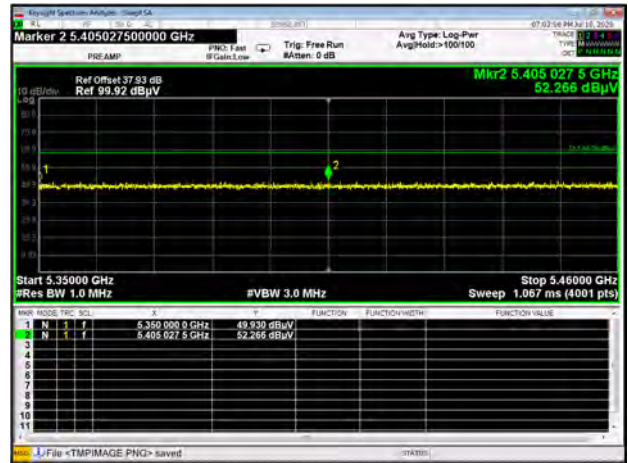
Band I 11ac20 CH48 Peak



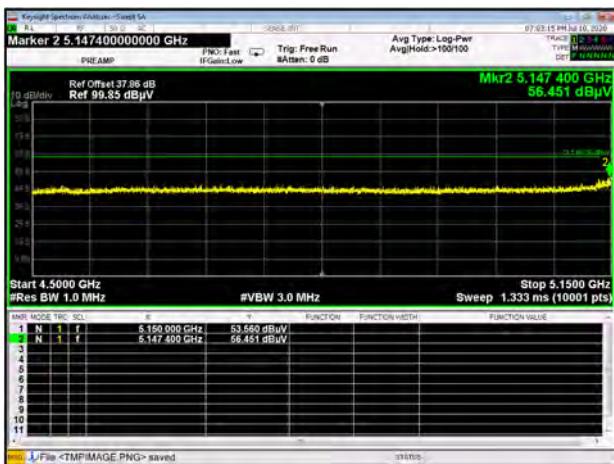
Band I 11ac40 CH38 Peak



Band I 11ac40 CH46 Peak



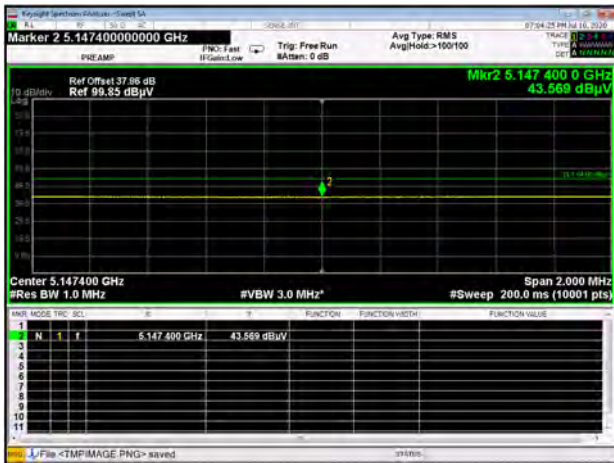
Band I 11ac80 CH42 Peak



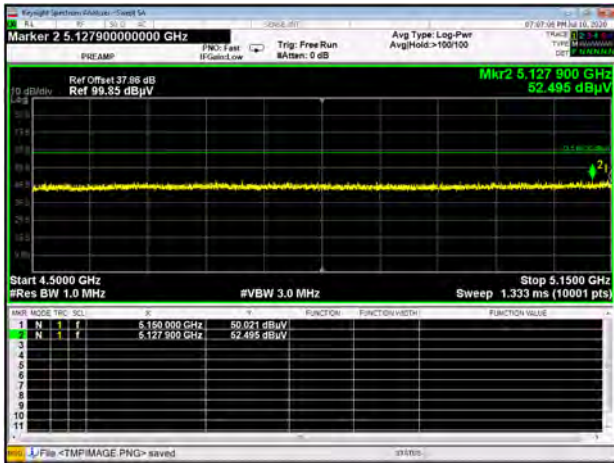
Band I 11ac80 CH42 Peak



Band I 11ac80 CH42 AV



Band II 11a CH52 Peak



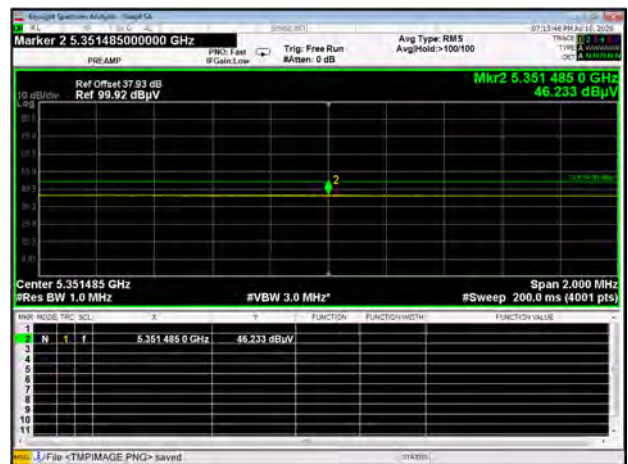
Band II 11a CH64 Peak



Band II 11a CH64 AV



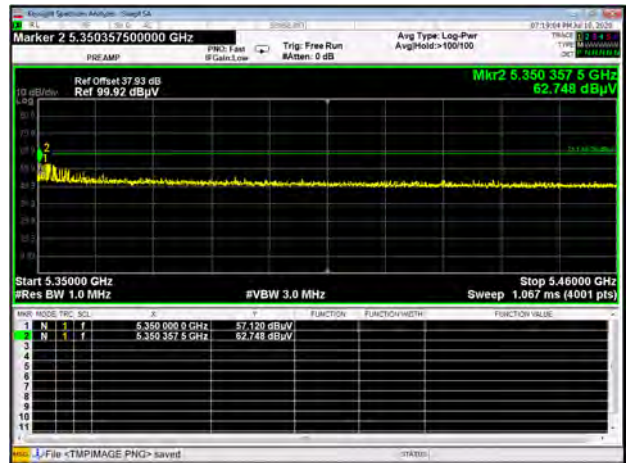
Band II 11a CH64 AV



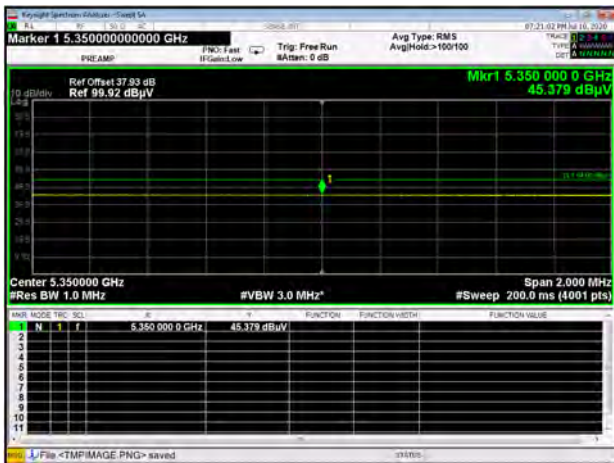
Band II 11n20 CH52 Peak



Band II 11n20 CH64 Peak



Band II 11n20 CH64 AV



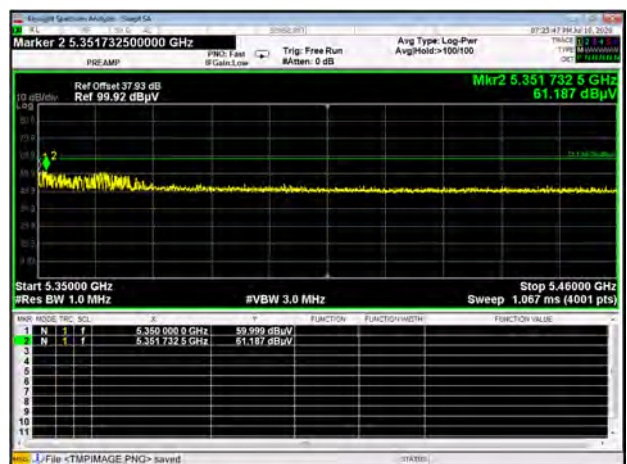
Band II 11n20 CH64 AV



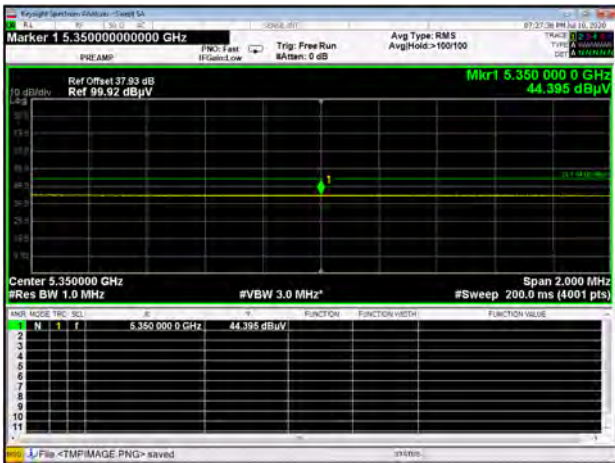
Band II 11n40 CH54 Peak



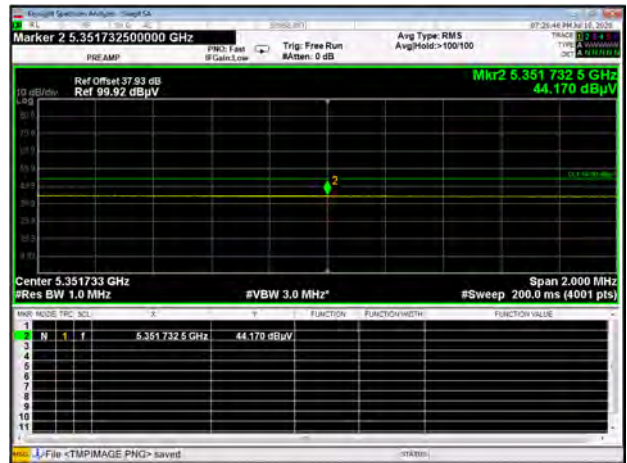
Band II 11n40 CH62 Peak



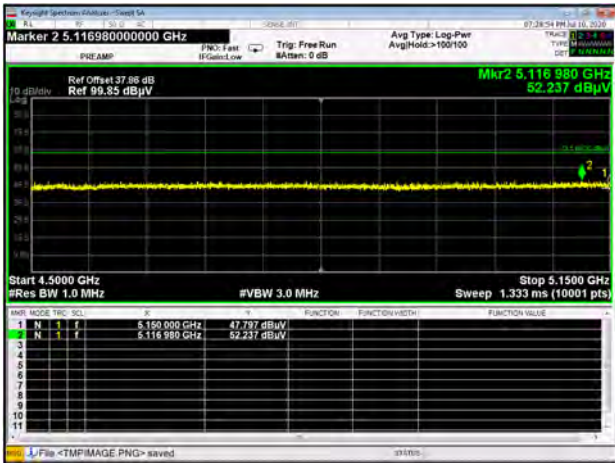
Band II 11n40 CH62 AV



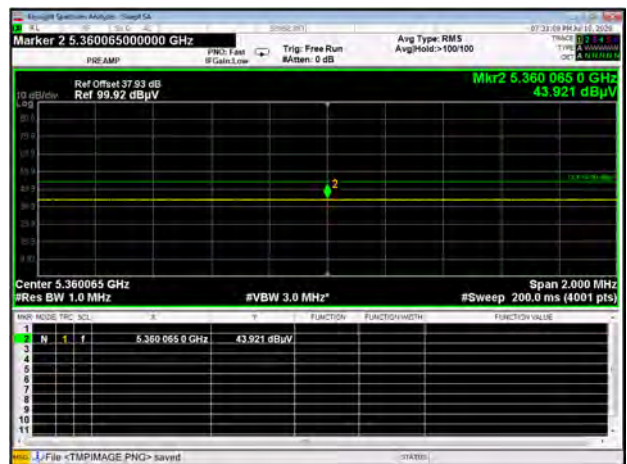
Band II 11n40 CH62 AV



Band II 11ac20 CH52 Peak



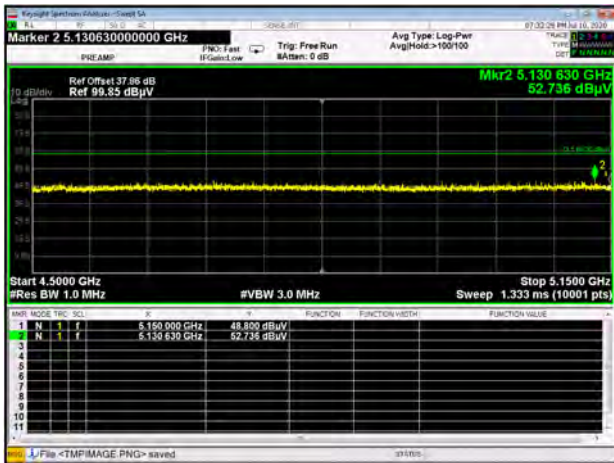
Band II 11ac20 CH64 AV



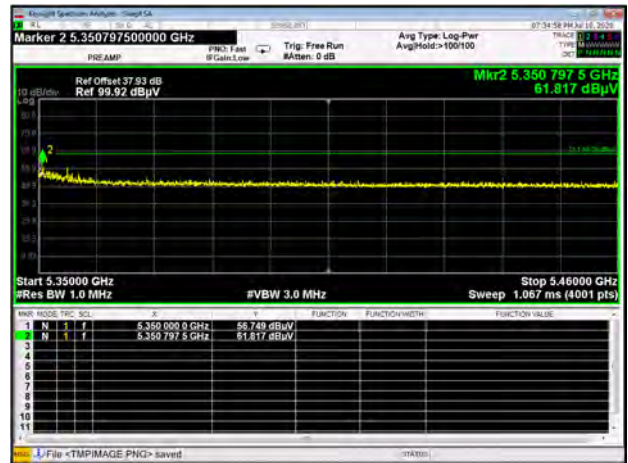
Band II 11ac20 CH64 Peak



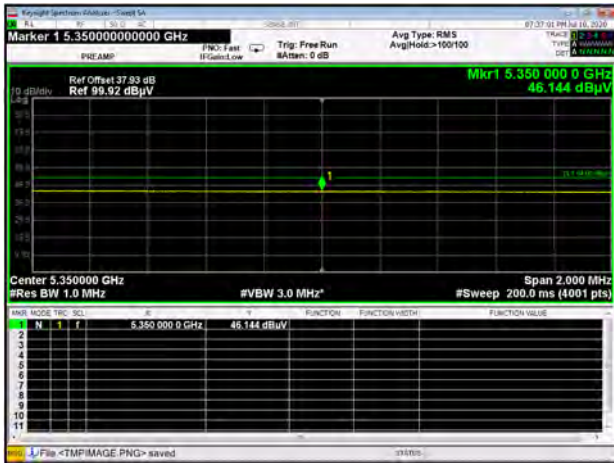
Band II 11ac40 CH54 Peak



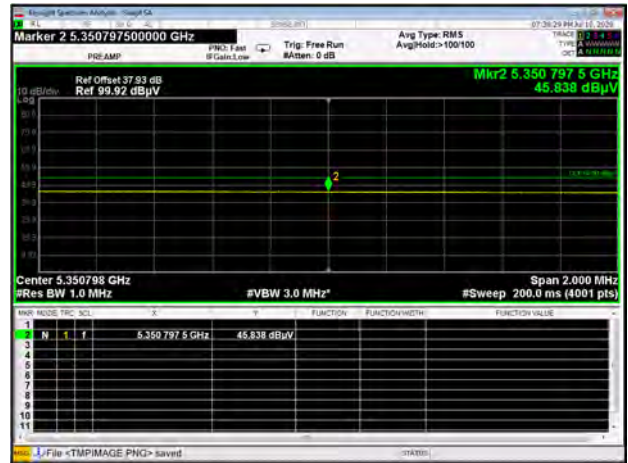
Band II 11ac40 CH62 Peak



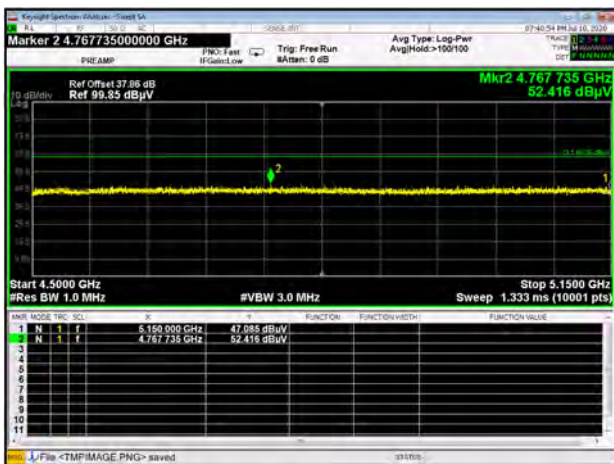
Band II 11ac40 CH62 AV



Band II 11ac40 CH62 AV



Band II 11ac80 CH58 Peak



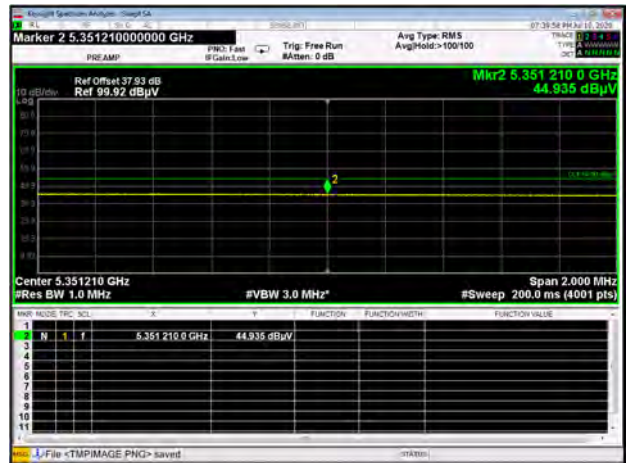
Band II 11ac80 CH58 Peak



Band II 11ac80 CH58 AV



Band II 11ac80 CH58 AV



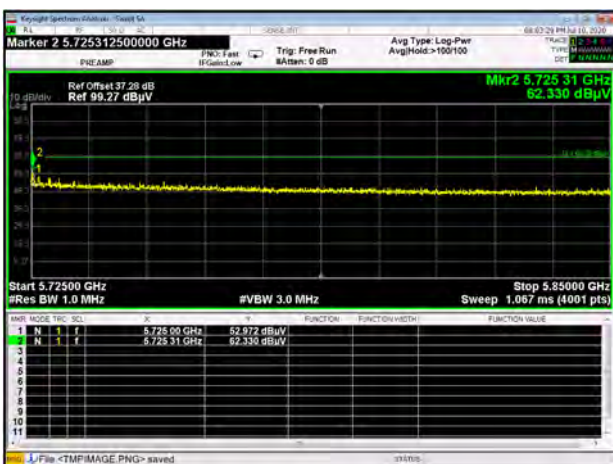
Band III 11a CH100 Peak



Band III 11a CH100 AV



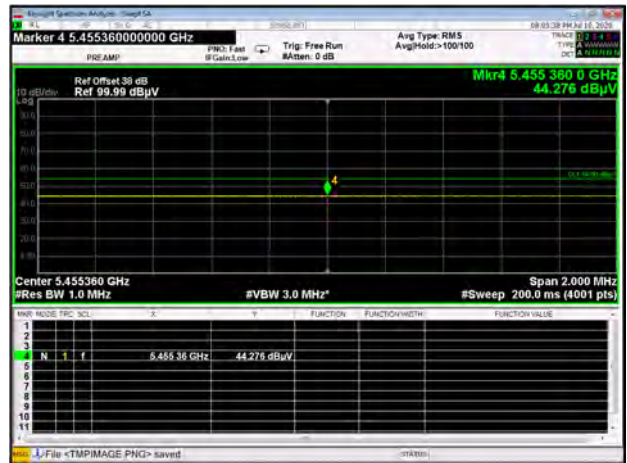
Band III 11a CH140 Peak



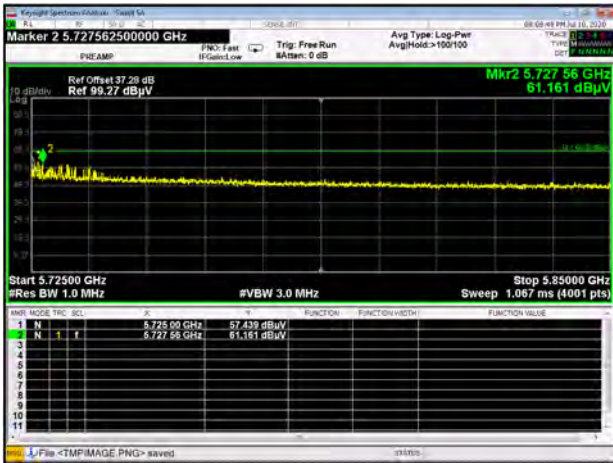
Band III 11n20 CH100 Peak



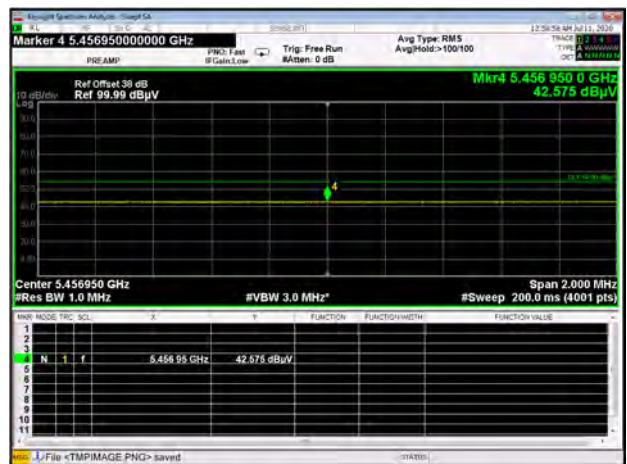
Band III 11n20 CH100 AV



Band III 11n20 CH140 Peak



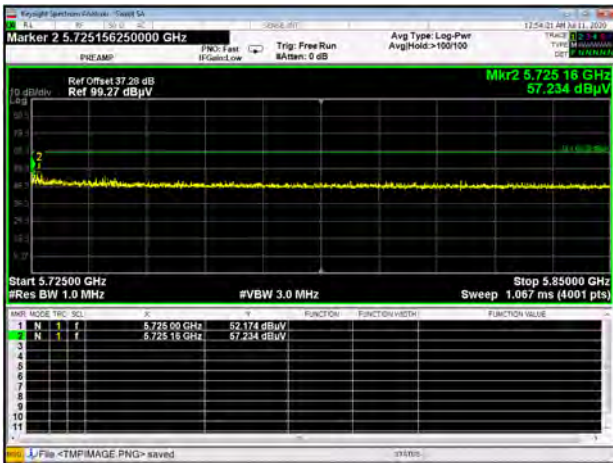
Band III 11n40 CH102 AV



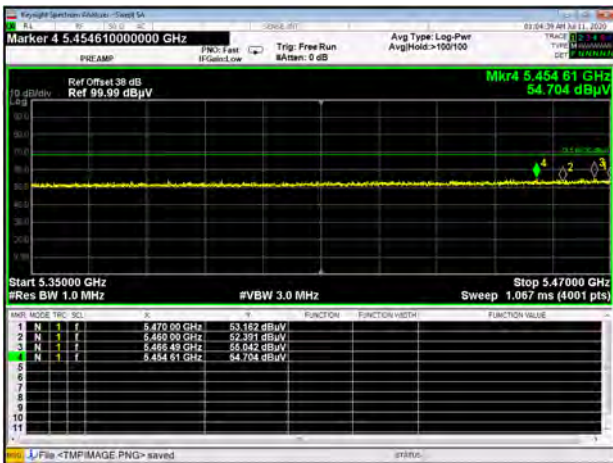
Band III 11n40 CH102 Peak



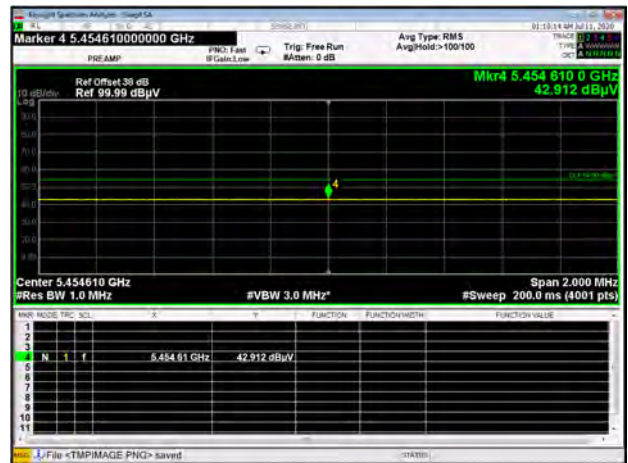
Band III 11n40 CH134 Peak



Band III 11ac20 CH100 Peak



Band III 11ac20 CH100 AV



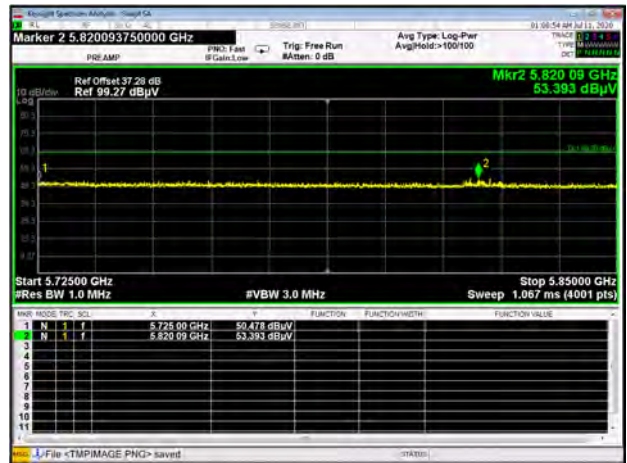
Band III 11ac20 CH140 Peak



Band III 11ac40 CH102 Peak



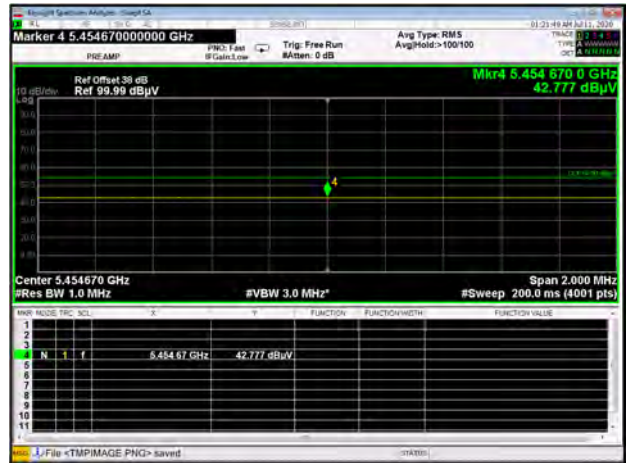
Band III 11ac40 CH134 Peak



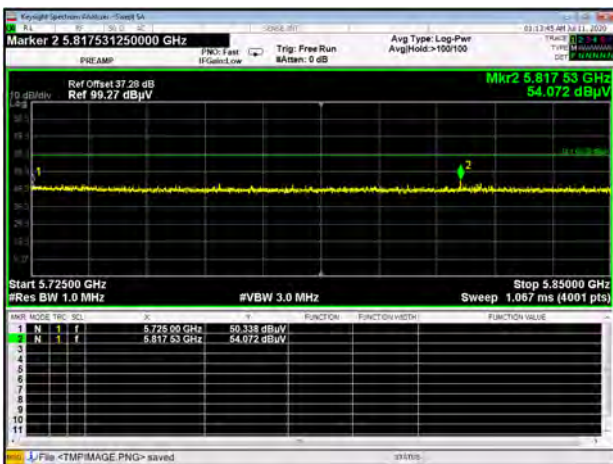
Band III 11ac80 CH106 Peak



Band III 11ac80 CH106 AV



Band III 11ac80 CH122 Peak



Band IV 11a CH149 Peak



Band IV 11a CH165 Peak



Band IV 11n20 CH149 Peak



Band IV 11n20 CH165 Peak



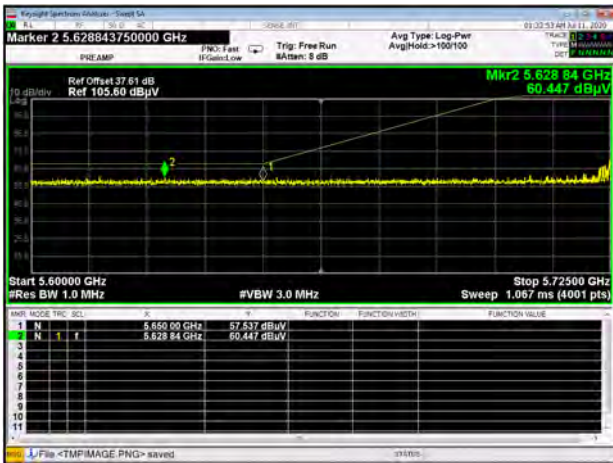
Band IV 11n40 CH151 Peak



Band IV 11n40 CH159 Peak



Band IV 11ac20 CH149 Peak



Band IV 11ac20 CH165 Peak



Band IV 11ac40 CH151 Peak



Band IV 11ac40 CH159 Peak



Band IV 11ac80 CH155 Peak



Band IV 11ac80 CH155 Peak



ANNEX B TEST SETUP PHOTOS

Please refer the document "BL-SZ20C0188-AR.PDF".

ANNEX C EUT EXTERNAL PHOTOS

Please refer the document "BL-SZ20C0188-AW.PDF".

ANNEX D EUT INTERNAL PHOTOS

Please refer the document "BL-SZ20C0188-AI.PDF".

--END OF REPORT--