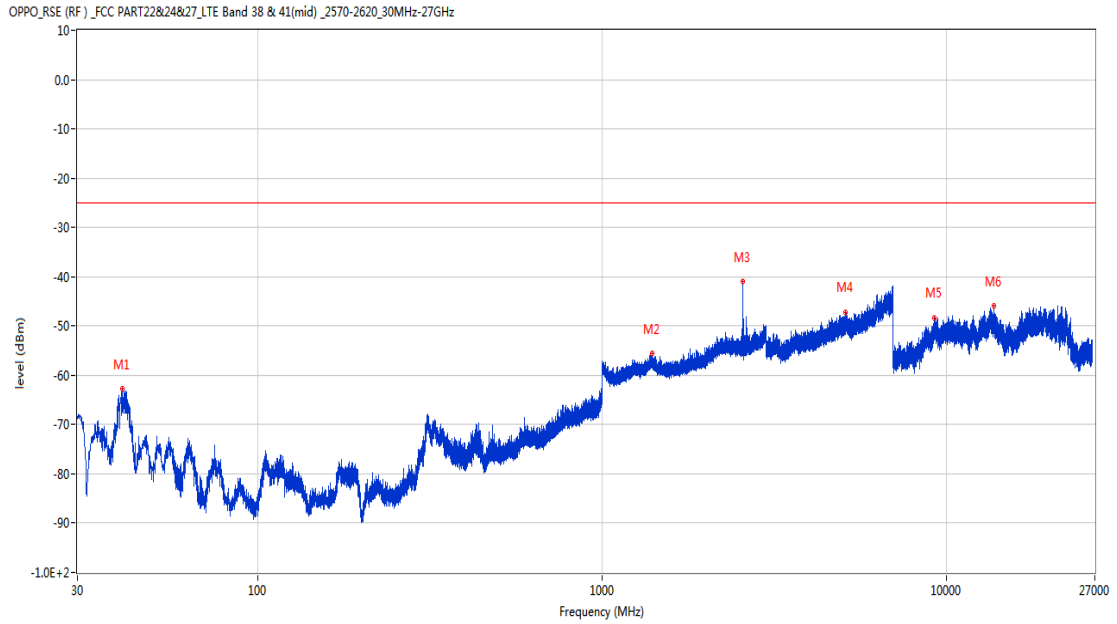


RSE-V&H LTE Band 38 BW20 CH38000

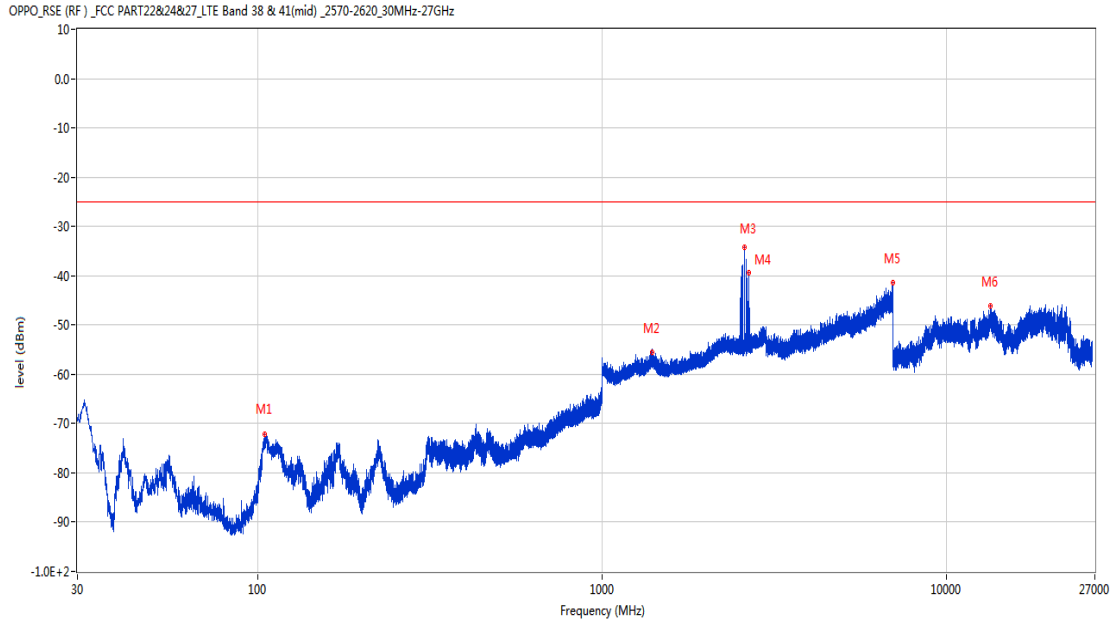


Frequency (MHz)	Result (dBm)	Factor (dB)	PK Limit (dBm)	Over Limit (dB)	Table (o)	ANT	EUT	Verdict
40.476	-62.82	-18.05	-25.0	-37.82	119.00	Vertical	Horizontal	Pass
1400.400	-55.58	-1.95	-25.0	-30.58	-1.00	Vertical	Horizontal	Pass
2564.200	-40.91	1.43	-25.0	-15.91	88.00	Vertical	Horizontal	N/A
5103.800	-47.32	7.63	-25.0	-22.32	315.00	Vertical	Horizontal	Pass
9236.175	-48.31	9.21	-25.0	-23.31	324.00	Vertical	Horizontal	Pass
13754.849	-45.94	11.07	-25.0	-20.94	361.00	Vertical	Horizontal	Pass

13 LTE Band 41

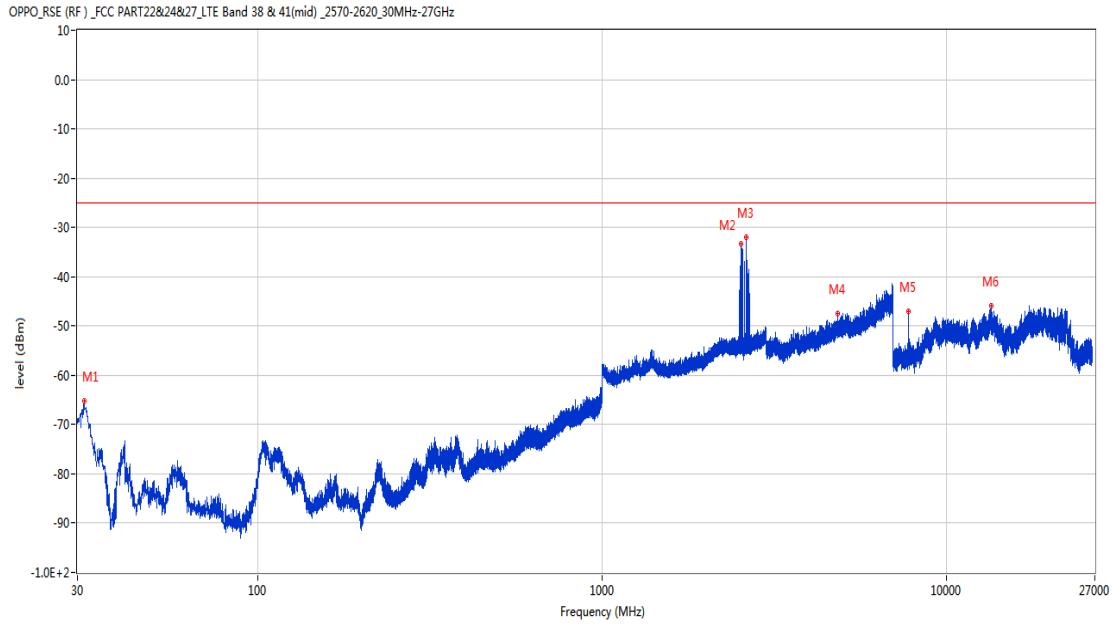
13.1 LTE Band 41 BW5, Middle Channel

RSE-H&H LTE Band 41 BW5 CH40620



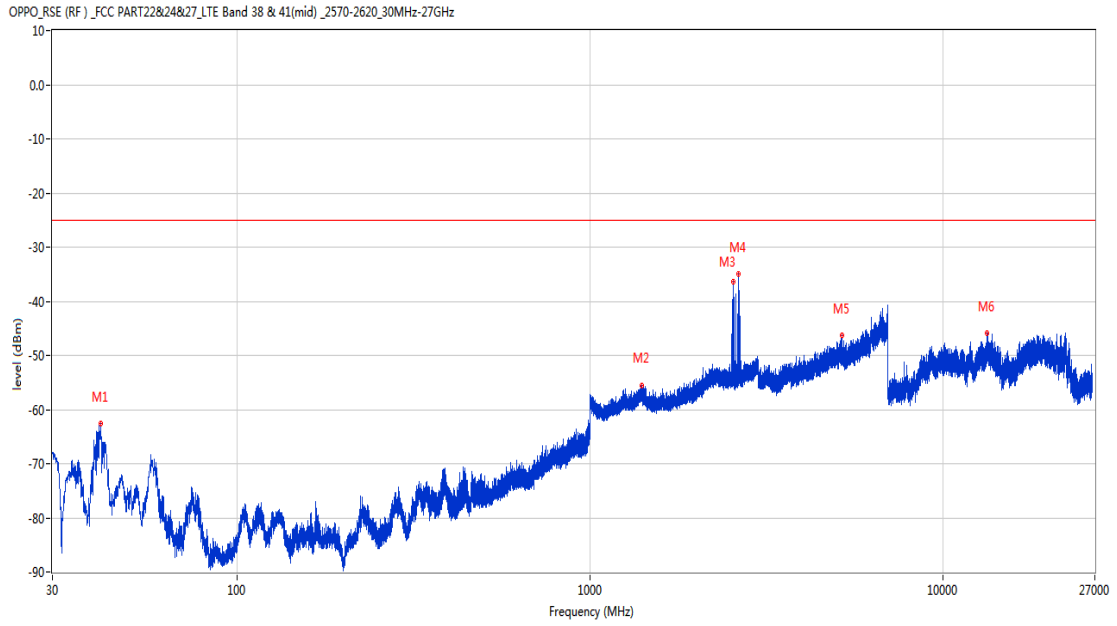
Frequency (MHz)	Result (dBm)	Factor (dB)	PK Limit (dBm)	Over Limit (dB)	Table (o)	ANT	EUT	Verdict
105.224	-72.10	-21.27	-25.0	-47.10	352.00	Horizontal	Horizontal	Pass
1402.000	-55.58	-2.03	-25.0	-30.58	6.00	Horizontal	Horizontal	Pass
2591.200	-34.19	1.70	-25.0	-9.19	151.00	Horizontal	Horizontal	N/A
2664.900	-39.42	1.95	-25.0	-14.42	94.00	Horizontal	Horizontal	N/A
6999.600	-41.51	13.65	-25.0	-16.51	185.00	Horizontal	Horizontal	Pass
13433.287	-46.23	11.19	-25.0	-21.23	335.00	Horizontal	Horizontal	Pass

RSE-H&V LTE Band 41 BW5 CH40620



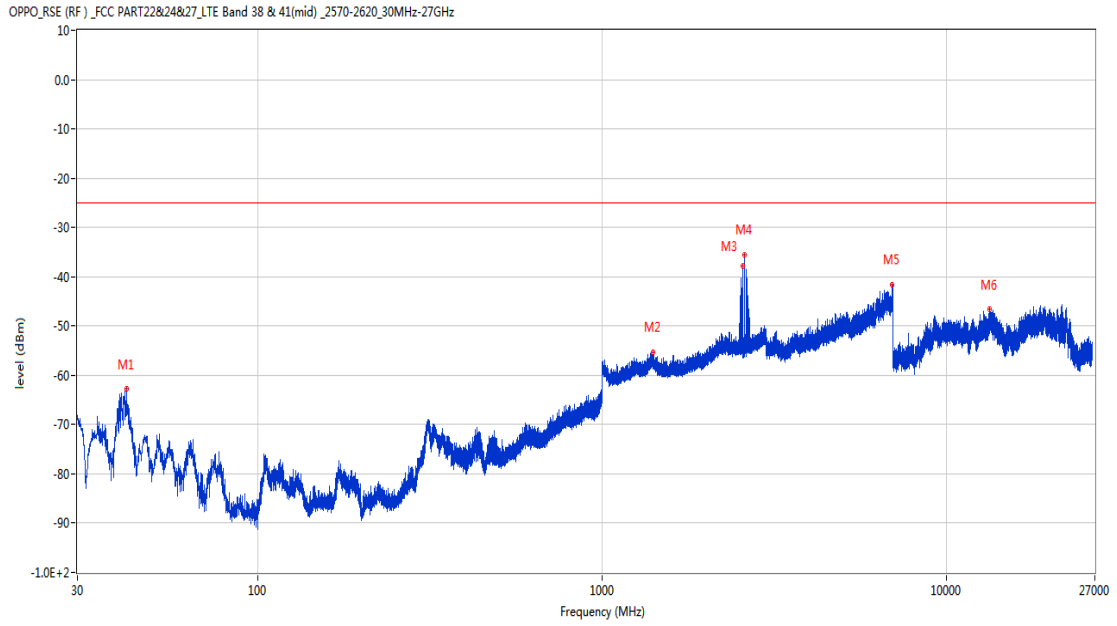
Frequency (MHz)	Result (dBm)	Factor (dB)	PK Limit (dBm)	Over Limit (dB)	Table (o)	ANT	EUT	Verdict
31.358	-65.23	-18.28	-25.0	-40.23	194.00	Horizontal	Vertical	Pass
2539.500	-33.30	1.04	-25.0	-8.30	322.00	Horizontal	Vertical	N/A
2630.300	-32.06	2.04	-25.0	-7.06	177.00	Horizontal	Vertical	N/A
4841.400	-47.46	6.97	-25.0	-22.46	87.00	Horizontal	Vertical	Pass
7773.087	-47.03	2.83	-25.0	-22.03	-1.00	Horizontal	Vertical	Pass
13474.763	-45.83	11.18	-25.0	-20.83	0.00	Horizontal	Vertical	Pass

RSE-V&V LTE Band 41 BW5 CH40620



Frequency (MHz)	Result (dBm)	Factor (dB)	PK Limit (dBm)	Over Limit (dB)	Table (o)	ANT	EUT	Verdict
41.106	-62.59	-17.57	-25.0	-37.59	46.00	Vertical	Vertical	Pass
1402.200	-55.57	-2.05	-25.0	-30.57	233.00	Vertical	Vertical	Pass
2549.100	-36.46	1.38	-25.0	-11.46	30.00	Vertical	Vertical	N/A
2635.100	-34.97	1.86	-25.0	-9.97	59.00	Vertical	Vertical	N/A
5178.000	-46.20	7.45	-25.0	-21.20	185.00	Vertical	Vertical	Pass
13383.151	-45.93	10.82	-25.0	-20.93	170.00	Vertical	Vertical	Pass

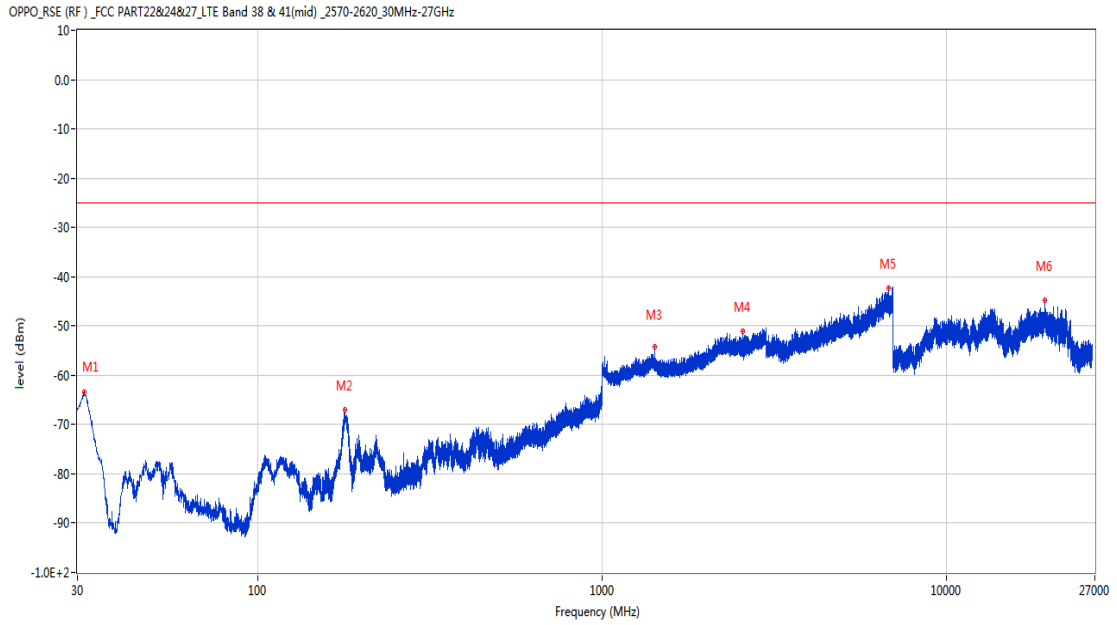
RSE-V&H LTE Band 41 BW5 CH40620



Frequency (MHz)	Result (dBm)	Factor (dB)	PK Limit (dBm)	Over Limit (dB)	Table (o)	ANT	EUT	Verdict
41.592	-62.82	-17.30	-25.0	-37.82	141.00	Vertical	Horizontal	Pass
1408.300	-55.26	-2.41	-25.0	-30.26	189.00	Vertical	Horizontal	Pass
2561.700	-37.82	1.41	-25.0	-12.82	156.00	Vertical	Horizontal	N/A
2591.100	-35.64	1.70	-25.0	-10.64	156.00	Vertical	Horizontal	N/A
6961.600	-41.59	12.89	-25.0	-16.59	56.00	Vertical	Horizontal	Pass
13338.000	-46.68	10.95	-25.0	-21.68	346.00	Vertical	Horizontal	Pass

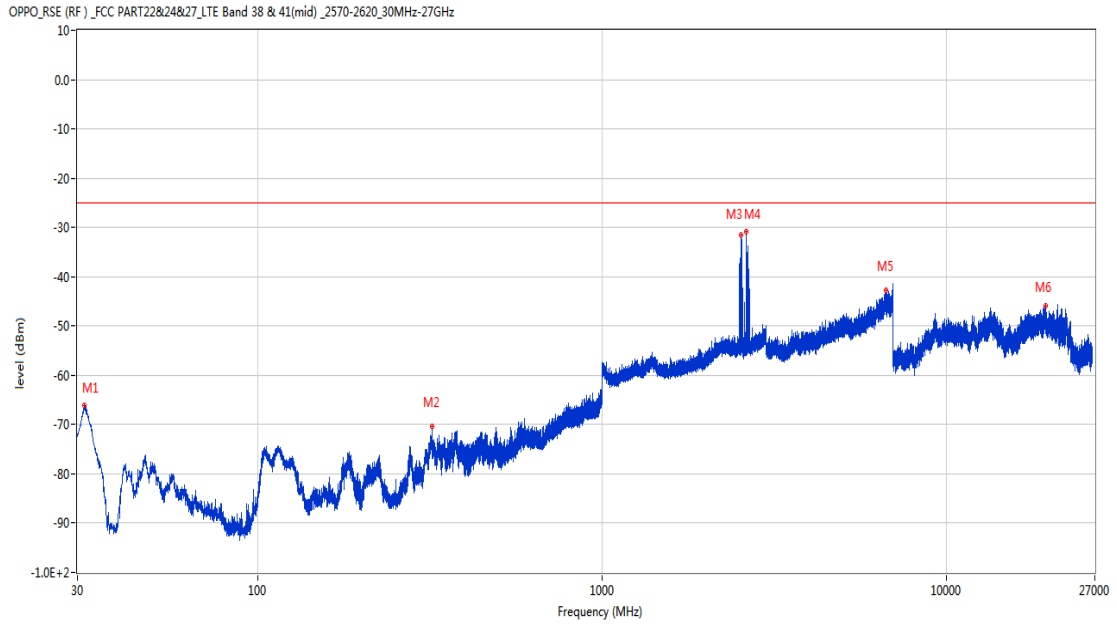
13.2 LTE Band 41 BW10, Middle Channel

RSE-H&H LTE Band 41 BW10 CH40620



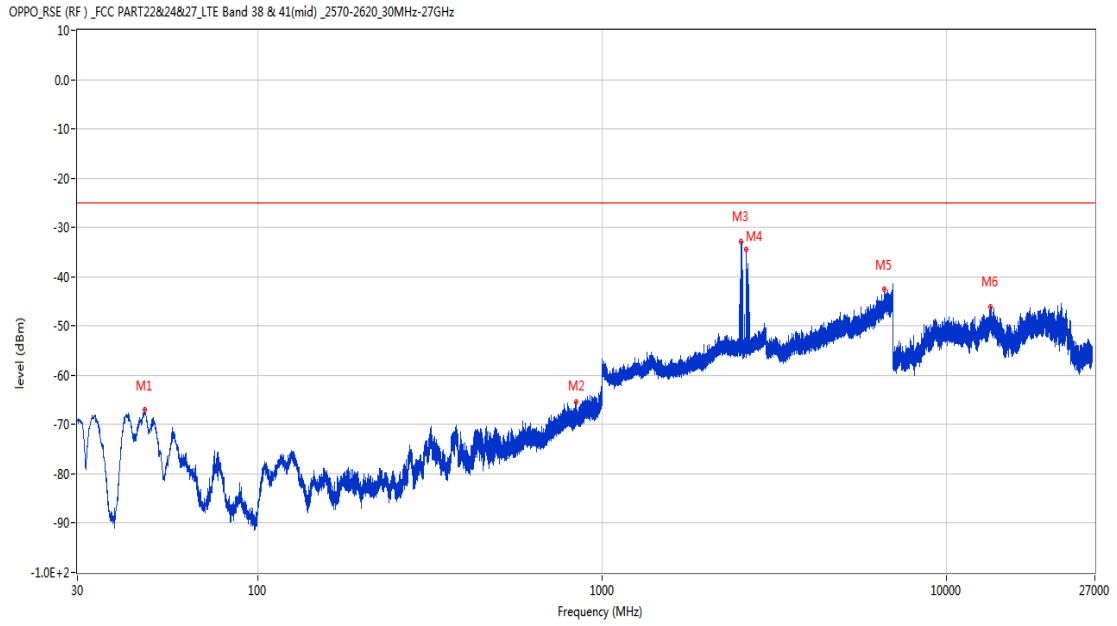
Frequency (MHz)	Result (dBm)	Factor (dB)	PK Limit (dBm)	Over Limit (dB)	Table (o)	ANT	EUT	Verdict
31.358	-63.47	-18.28	-25.0	-38.47	145.00	Horizontal	Horizontal	Pass
179.574	-66.99	-14.09	-25.0	-41.99	71.00	Horizontal	Horizontal	Pass
1420.400	-54.20	-2.67	-25.0	-29.20	261.00	Horizontal	Horizontal	Pass
2559.600	-51.05	1.39	-25.0	-26.05	16.00	Horizontal	Horizontal	N/A
6788.800	-42.34	12.36	-25.0	-17.34	278.00	Horizontal	Horizontal	Pass
19342.574	-44.74	15.89	-25.0	-19.74	102.00	Horizontal	Horizontal	Pass

RSE-H&V LTE Band 41 BW10 CH40620



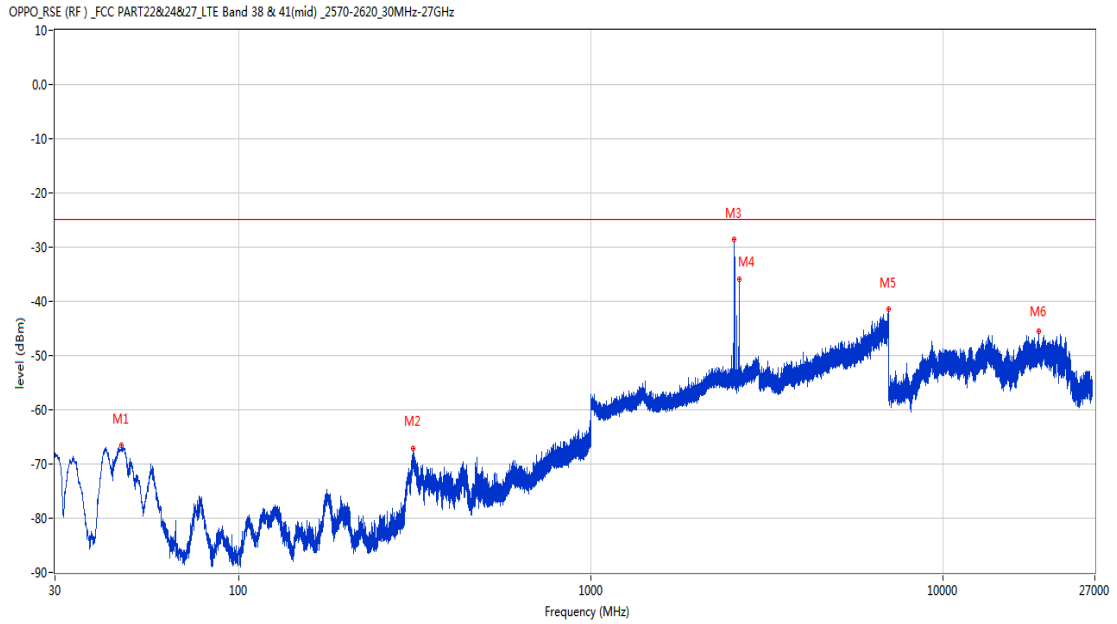
Frequency (MHz)	Result (dBm)	Factor (dB)	PK Limit (dBm)	Over Limit (dB)	Table (o)	ANT	EUT	Verdict
31.407	-66.05	-18.16	-25.0	-41.05	146.00	Horizontal	Vertical	Pass
320.515	-70.40	-10.85	-25.0	-45.40	48.00	Horizontal	Vertical	Pass
2529.400	-31.49	1.33	-25.0	-6.49	163.00	Horizontal	Vertical	N/A
2629.700	-30.87	2.04	-25.0	-5.87	360.00	Horizontal	Vertical	N/A
6675.800	-42.78	11.71	-25.0	-17.78	291.00	Horizontal	Vertical	Pass
19394.425	-46.00	14.62	-25.0	-21.00	132.00	Horizontal	Vertical	Pass

RSE-V&V LTE Band 41 BW10 CH40620



Frequency (MHz)	Result (dBm)	Factor (dB)	PK Limit (dBm)	Over Limit (dB)	Table (o)	ANT	EUT	Verdict
46.926	-66.91	-17.08	-25.0	-41.91	15.00	Vertical	Vertical	Pass
844.364	-65.46	2.91	-25.0	-40.46	60.00	Vertical	Vertical	Pass
2539.000	-32.94	1.07	-25.0	-7.94	71.00	Vertical	Vertical	N/A
2625.700	-34.50	2.00	-25.0	-9.50	31.00	Vertical	Vertical	N/A
6610.600	-42.60	12.33	-25.0	-17.60	158.00	Vertical	Vertical	Pass
13429.875	-46.20	11.14	-25.0	-21.20	43.00	Vertical	Vertical	Pass

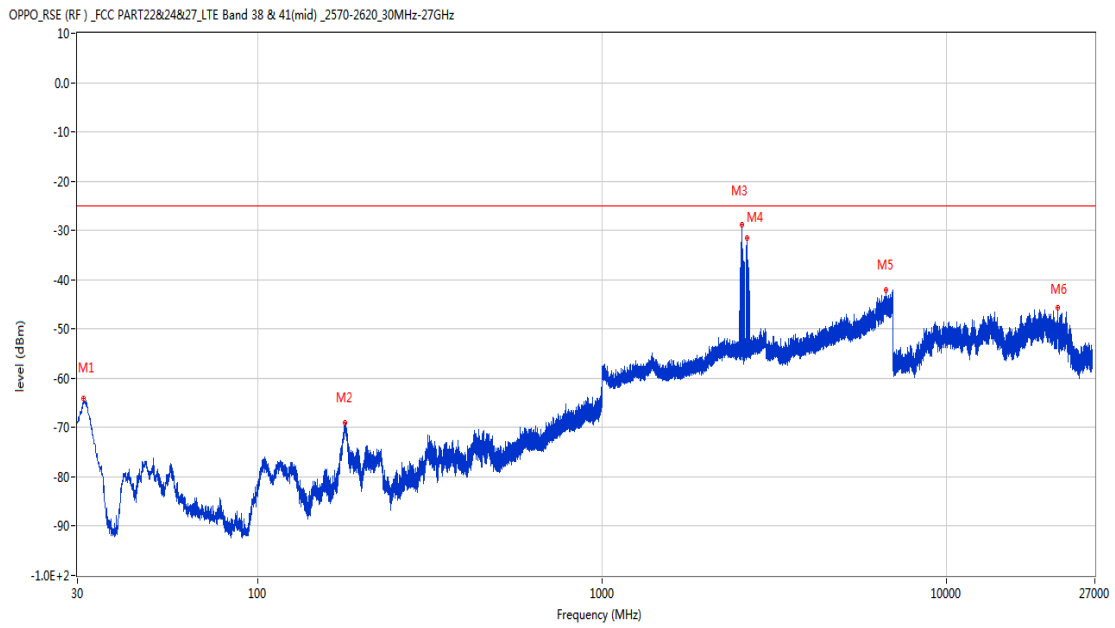
RSE-V&H LTE Band 41 BW10 CH40620



Frequency (MHz)	Result (dBm)	Factor (dB)	PK Limit (dBm)	Over Limit (dB)	Table (o)	ANT	EUT	Verdict
46.296	-66.63	-17.19	-25.0	-41.63	0.00	Vertical	Horizontal	Pass
312.610	-67.14	-11.05	-25.0	-42.14	0.00	Vertical	Horizontal	Pass
2548.800	-28.53	1.36	-25.0	-3.53	170.00	Vertical	Horizontal	N/A
2638.400	-35.97	1.79	-25.0	-10.97	147.00	Vertical	Horizontal	N/A
6992.000	-41.48	13.55	-25.0	-16.48	0.00	Vertical	Horizontal	Pass
18682.550	-45.48	12.45	-25.0	-20.48	0.00	Vertical	Horizontal	Pass

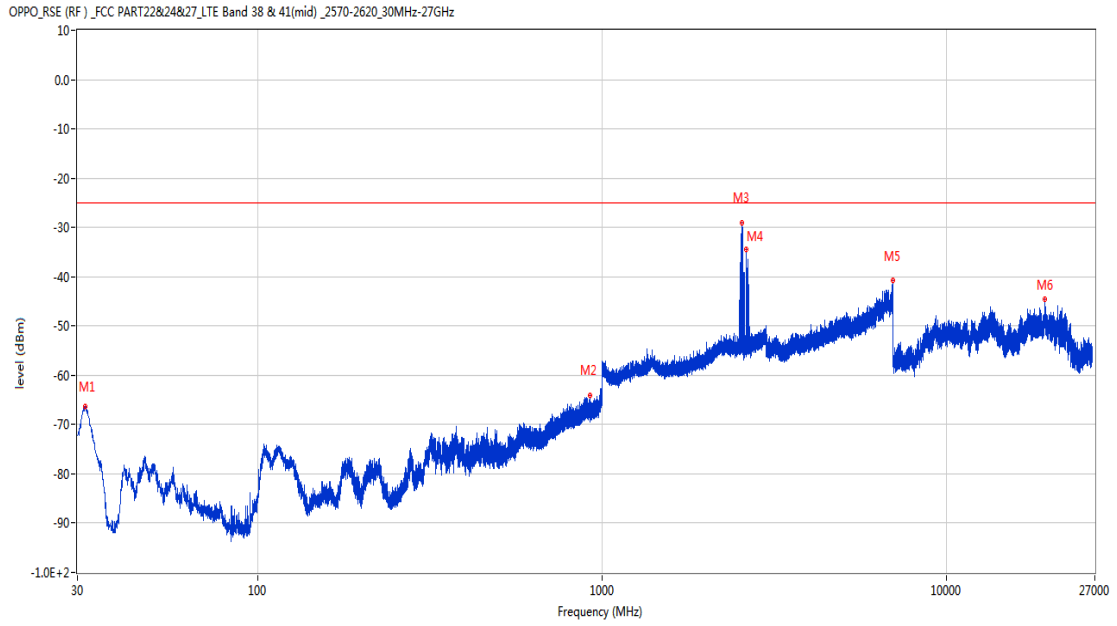
13.3 LTE Band 41 BW15, Middle Channel

RSE-H&H LTE Band 41 BW15 CH40620



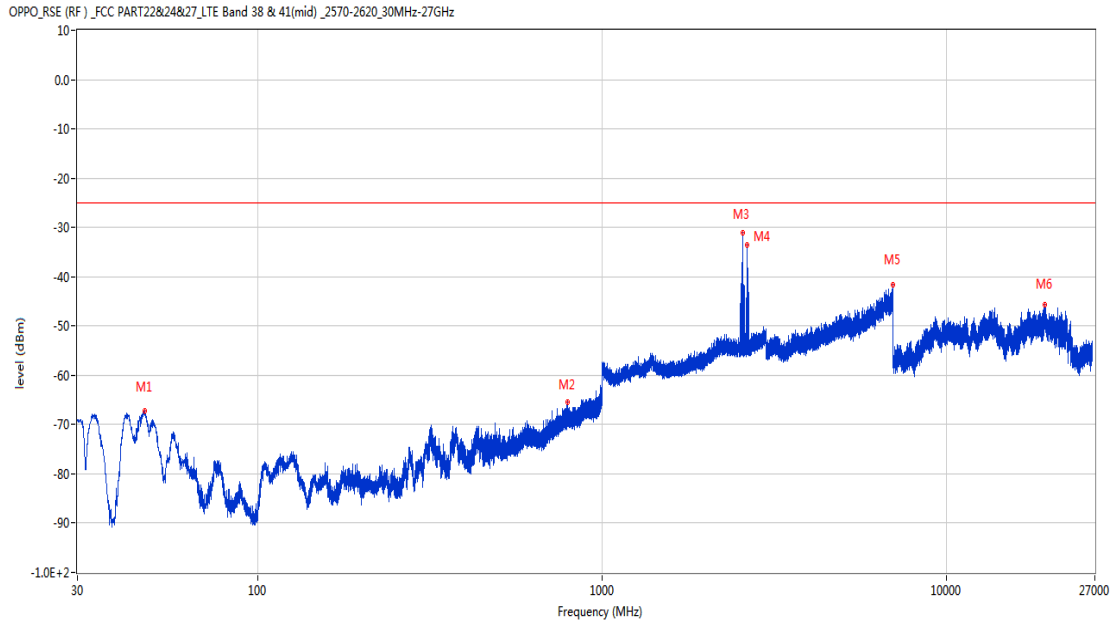
Frequency (MHz)	Result (dBm)	Factor (dB)	PK Limit (dBm)	Over Limit (dB)	Table (o)	ANT	EUT	Verdict
31.261	-64.17	-18.53	-25.0	-39.17	176.00	Horizontal	Horizontal	Pass
179.720	-69.13	-14.06	-25.0	-44.13	62.00	Horizontal	Horizontal	Pass
2551.700	-28.74	1.36	-25.0	-3.74	112.00	Horizontal	Horizontal	N/A
2632.800	-31.56	1.89	-25.0	-6.56	106.00	Horizontal	Horizontal	N/A
6689.600	-42.13	11.86	-25.0	-17.13	133.00	Horizontal	Horizontal	Pass
21046.401	-45.75	14.51	-25.0	-20.75	-3.00	Horizontal	Horizontal	Pass

RSE-H&V LTE Band 41 BW15 CH40620



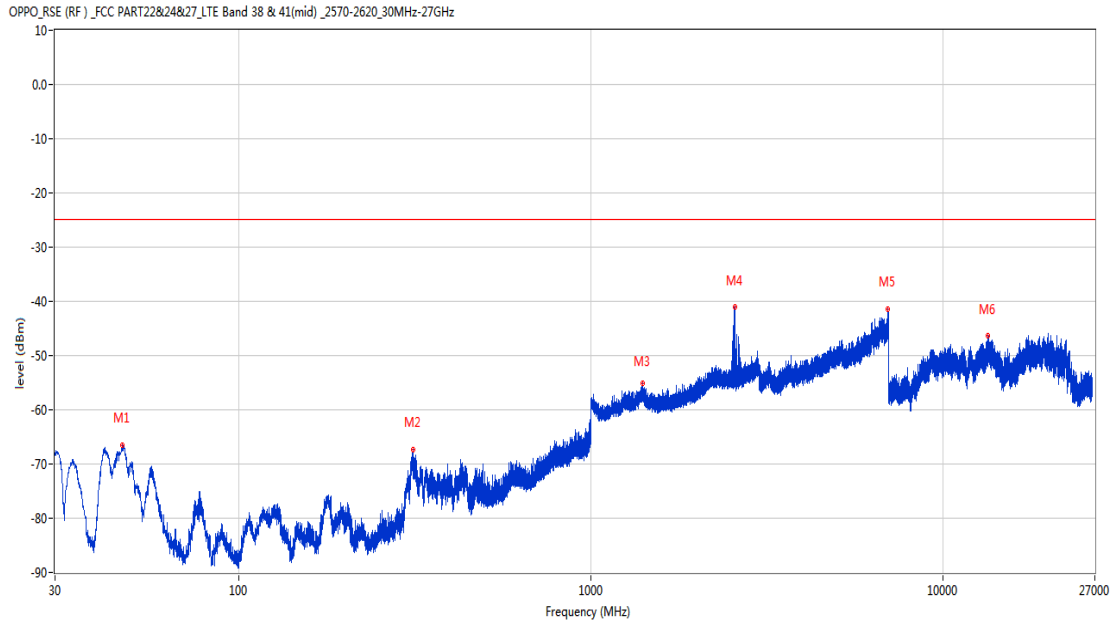
Frequency (MHz)	Result (dBm)	Factor (dB)	PK Limit (dBm)	Over Limit (dB)	Table (o)	ANT	EUT	Verdict
31.649	-66.29	-17.56	-25.0	-41.29	172.00	Horizontal	Vertical	Pass
924.243	-64.05	4.74	-25.0	-39.05	164.00	Horizontal	Vertical	Pass
2552.800	-29.08	1.34	-25.0	-4.08	175.00	Horizontal	Vertical	N/A
2625.100	-34.55	2.00	-25.0	-9.55	184.00	Horizontal	Vertical	N/A
6987.000	-40.72	13.69	-25.0	-15.72	245.00	Horizontal	Vertical	Pass
19360.426	-44.50	15.41	-25.0	-19.50	330.00	Horizontal	Vertical	Pass

RSE-V&V LTE Band 41 BW15 CH40620



Frequency (MHz)	Result (dBm)	Factor (dB)	PK Limit (dBm)	Over Limit (dB)	Table (o)	ANT	EUT	Verdict
46.926	-67.19	-17.08	-25.0	-42.19	0.00	Vertical	Vertical	Pass
793.050	-65.54	3.00	-25.0	-40.54	330.00	Vertical	Vertical	Pass
2558.700	-31.00	1.38	-25.0	-6.00	98.00	Vertical	Vertical	N/A
2634.000	-33.65	1.86	-25.0	-8.65	89.00	Vertical	Vertical	N/A
6999.400	-41.60	13.65	-25.0	-16.60	66.00	Vertical	Vertical	Pass
19340.450	-45.66	15.95	-25.0	-20.66	33.00	Vertical	Vertical	Pass

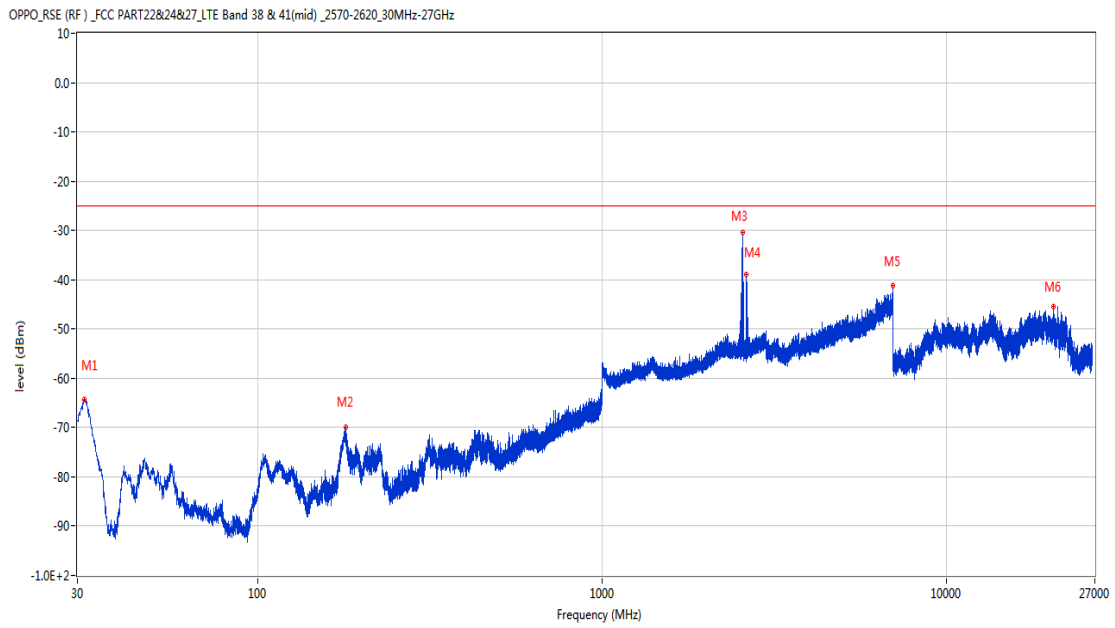
RSE-V&H LTE Band 41 BW15 CH40620



Frequency (MHz)	Result (dBm)	Factor (dB)	PK Limit (dBm)	Over Limit (dB)	Table (o)	ANT	EUT	Verdict
46.587	-66.63	-17.14	-25.0	-41.63	0.00	Vertical	Horizontal	Pass
312.076	-67.28	-11.10	-25.0	-42.28	29.00	Vertical	Horizontal	Pass
1402.300	-55.02	-2.06	-25.0	-30.02	144.00	Vertical	Horizontal	Pass
2561.900	-41.11	1.41	-25.0	-16.11	50.00	Vertical	Horizontal	N/A
6984.200	-41.50	13.78	-25.0	-16.50	69.00	Vertical	Horizontal	Pass
13436.701	-46.36	11.25	-25.0	-21.36	363.00	Vertical	Horizontal	Pass

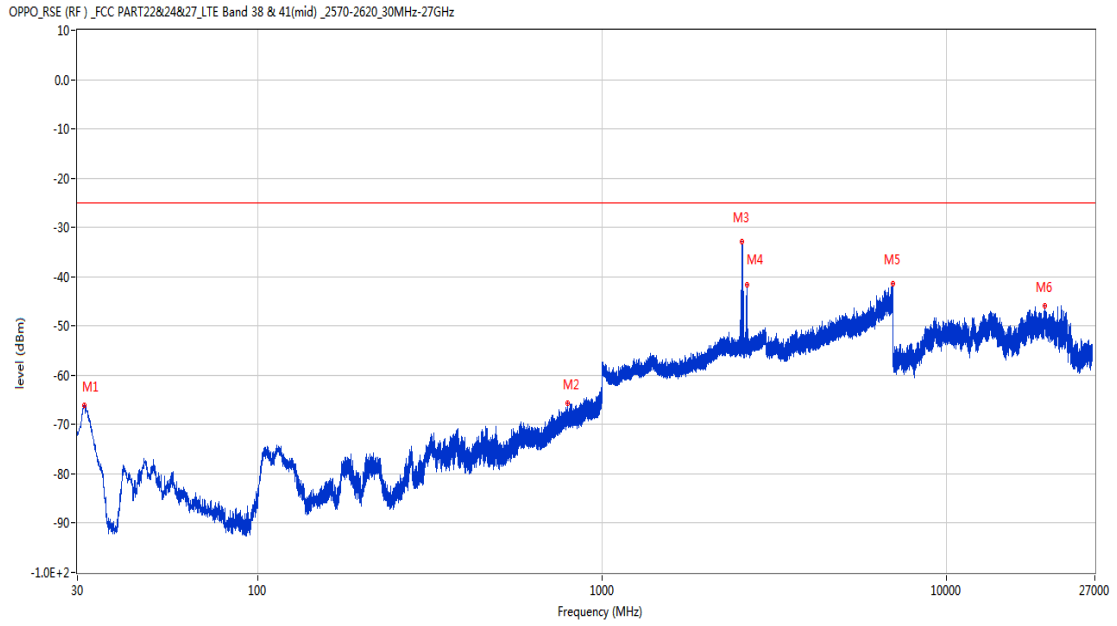
13.4 LTE Band 41 BW20, Middle Channel

RSE-H&H LTE Band 41 BW20 CH40620



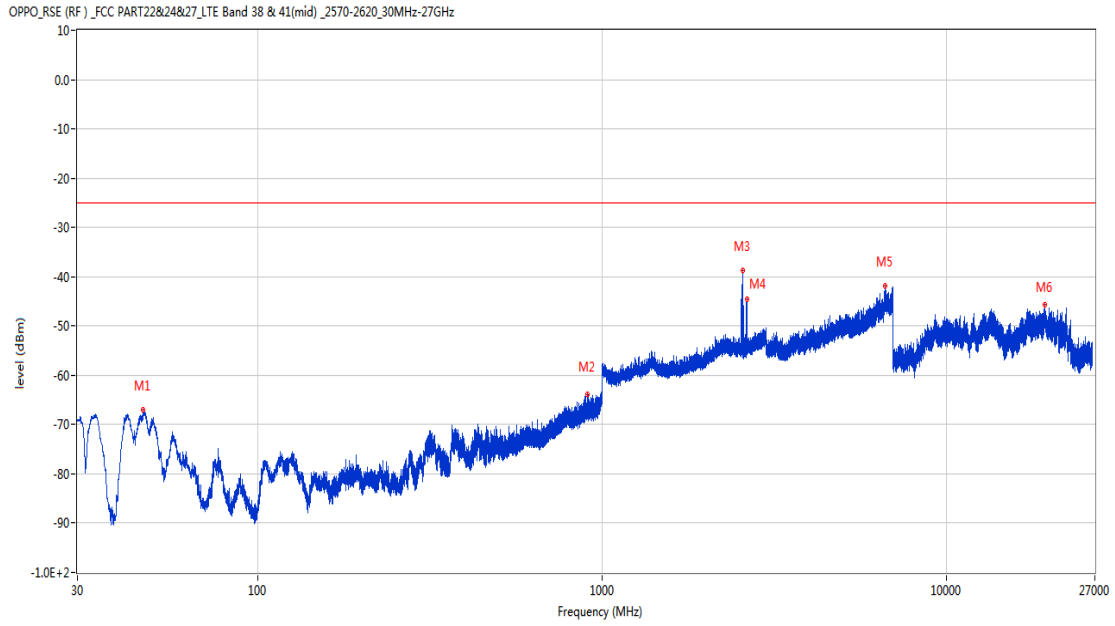
Frequency (MHz)	Result (dBm)	Factor (dB)	PK Limit (dBm)	Over Limit (dB)	Table (o)	ANT	EUT	Verdict
31.455	-64.21	-18.04	-25.0	-39.21	110.00	Horizontal	Horizontal	Pass
180.204	-69.85	-14.01	-25.0	-44.85	53.00	Horizontal	Horizontal	Pass
2562.700	-30.33	1.42	-25.0	-5.33	142.00	Horizontal	Horizontal	N/A
2627.500	-38.94	2.02	-25.0	-13.94	149.00	Horizontal	Horizontal	N/A
6988.800	-41.12	13.49	-25.0	-16.12	267.00	Horizontal	Horizontal	Pass
20447.574	-45.53	14.32	-25.0	-20.53	0.00	Horizontal	Horizontal	Pass

RSE-H&V LTE Band 41 BW20 CH40620



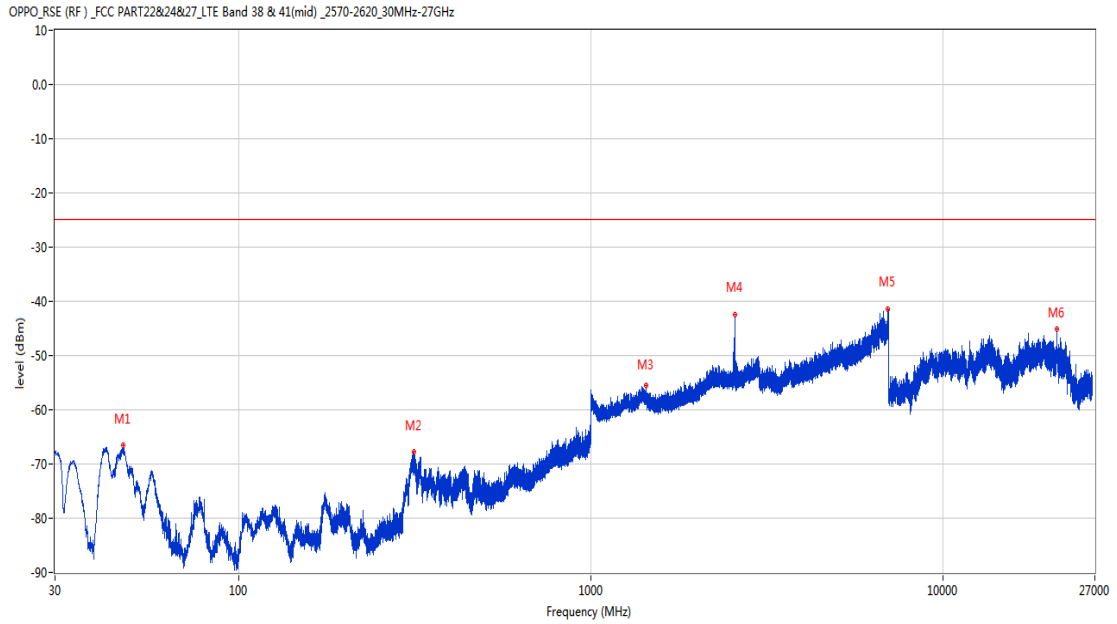
Frequency (MHz)	Result (dBm)	Factor (dB)	PK Limit (dBm)	Over Limit (dB)	Table (o)	ANT	EUT	Verdict
31.358	-66.18	-18.28	-25.0	-41.18	136.00	Horizontal	Vertical	Pass
794.990	-65.66	2.98	-25.0	-40.66	96.00	Horizontal	Vertical	Pass
2556.600	-32.97	1.20	-25.0	-7.97	150.00	Horizontal	Vertical	N/A
2635.100	-41.61	1.86	-25.0	-16.61	150.00	Horizontal	Vertical	N/A
6990.400	-41.46	13.47	-25.0	-16.46	319.00	Horizontal	Vertical	Pass
19327.699	-45.89	16.13	-25.0	-20.89	1.00	Horizontal	Vertical	Pass

RSE-V&V LTE Band 41 BW20 CH40620



Frequency (MHz)	Result (dBm)	Factor (dB)	PK Limit (dBm)	Over Limit (dB)	Table (o)	ANT	EUT	Verdict
46.587	-67.07	-17.14	-25.0	-42.07	14.00	Vertical	Vertical	Pass
906.638	-63.95	4.84	-25.0	-38.95	35.00	Vertical	Vertical	Pass
2561.200	-38.83	1.40	-25.0	-13.83	326.00	Vertical	Vertical	N/A
2632.700	-44.46	1.90	-25.0	-19.46	75.00	Vertical	Vertical	N/A
6649.000	-41.79	11.78	-25.0	-16.79	360.00	Vertical	Vertical	Pass
19319.626	-45.75	16.22	-25.0	-20.75	-1.00	Vertical	Vertical	Pass

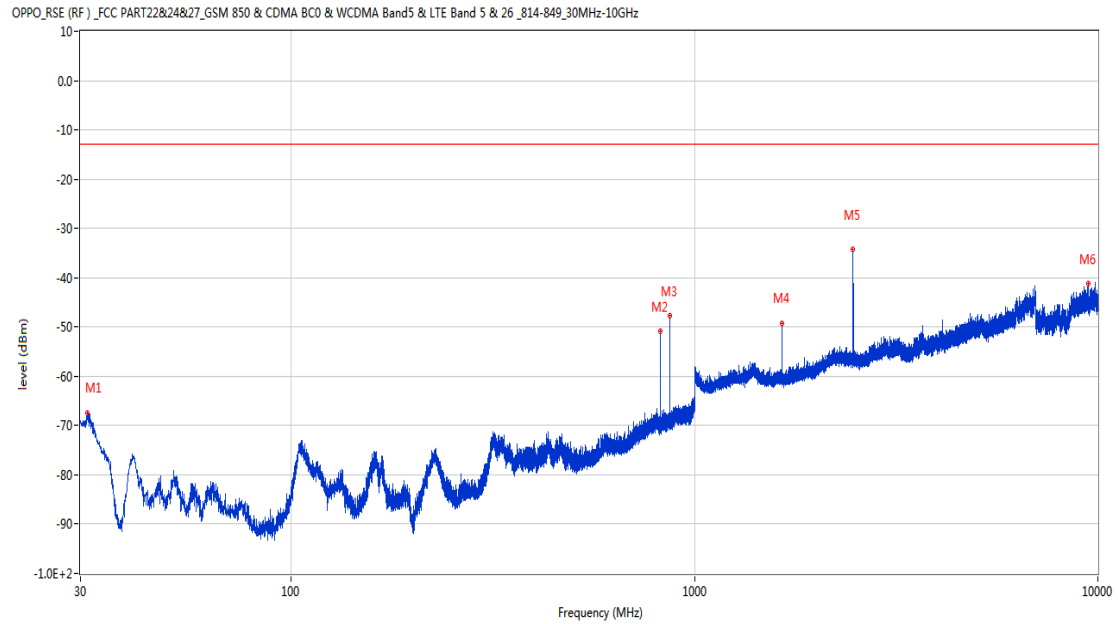
RSE-V&H LTE Band 41 BW20 CH40620



Frequency (MHz)	Result (dBm)	Factor (dB)	PK Limit (dBm)	Over Limit (dB)	Table (o)	ANT	EUT	Verdict
46.878	-66.58	-17.09	-25.0	-41.58	14.00	Vertical	Horizontal	Pass
313.919	-67.77	-11.06	-25.0	-42.77	14.00	Vertical	Horizontal	Pass
1430.400	-55.55	-3.02	-25.0	-30.55	302.00	Vertical	Horizontal	Pass
2561.200	-42.45	1.40	-25.0	-17.45	87.00	Vertical	Horizontal	N/A
6983.800	-41.49	13.82	-25.0	-16.49	167.00	Vertical	Horizontal	Pass
21031.948	-45.08	14.51	-25.0	-20.08	215.00	Vertical	Horizontal	Pass

Down Antenna
 GSM
 14 GSM 850
 14.1 GSM 850 Low Channel

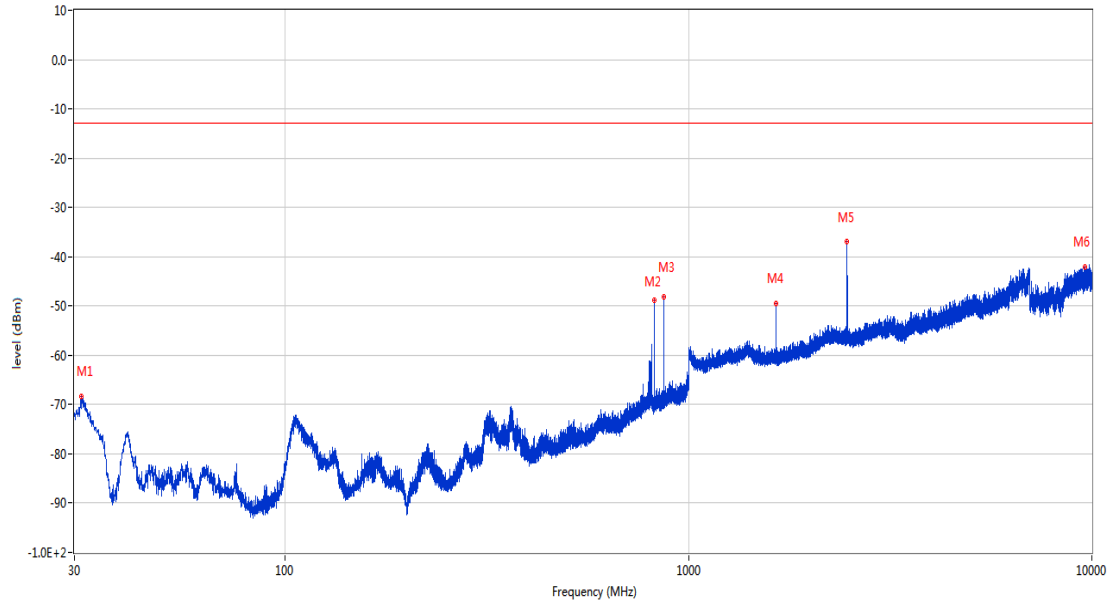
RSE-H&H GSM 850 CH128



Frequency (MHz)	Result (dBm)	Factor (dB)	PK Limit (dBm)	Over Limit (dB)	Table (o)	ANT	EUT	Verdict
31.212	-67.54	-18.85	-13.0	-54.54	113.00	Horizontal	Horizontal	Pass
824.284	-50.91	2.22	-13.0	-37.91	130.00	Horizontal	Horizontal	N/A
869.244	-47.68	2.38	-13.0	-34.68	278.00	Horizontal	Horizontal	N/A
1648.700	-49.21	-5.85	-13.0	-36.21	10.00	Horizontal	Horizontal	Pass
2473.000	-34.32	-1.27	-13.0	-21.32	124.00	Horizontal	Horizontal	Pass
9464.950	-41.23	16.41	-13.0	-28.23	342.00	Horizontal	Horizontal	Pass

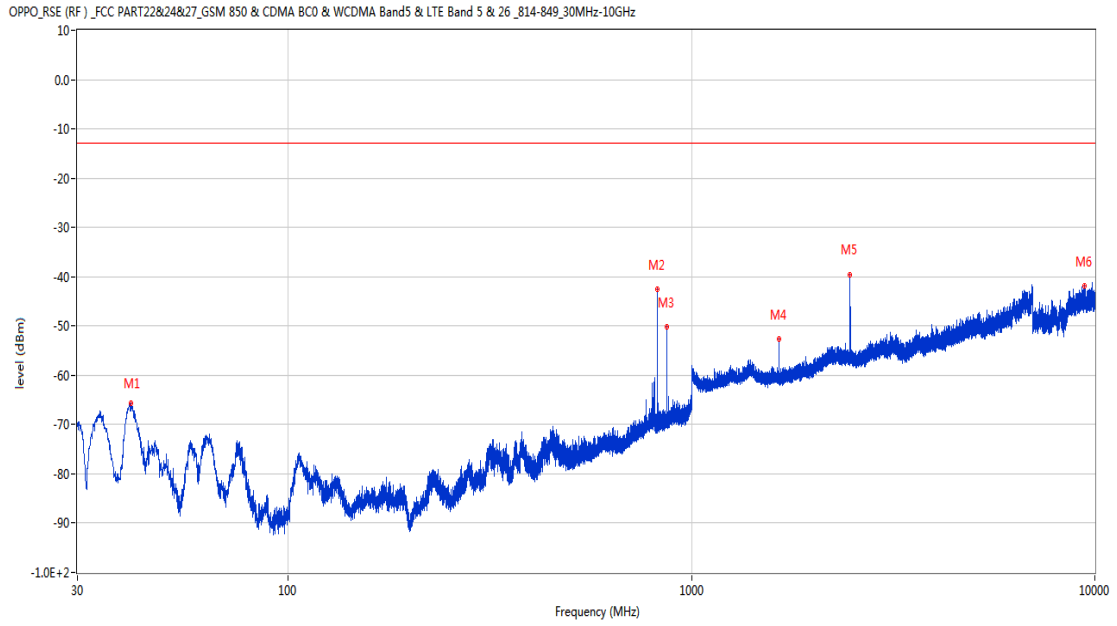
RSE-H&V GSM 850 CH128

OPPO_RSE (RF)_FCC PART22&24&27_GSM 850 & CDMA BC0 & WCDMA Band5 & LTE Band 5 & 26_814-849_30MHz-10GHz



Frequency (MHz)	Result (dBm)	Factor (dB)	PK Limit (dBm)	Over Limit (dB)	Table (o)	ANT	EUT	Verdict
31.212	-68.33	-18.85	-13.0	-55.33	152.00	Horizontal	Vertical	Pass
824.139	-48.74	2.22	-13.0	-35.74	101.00	Horizontal	Vertical	N/A
869.244	-48.05	2.38	-13.0	-35.05	101.00	Horizontal	Vertical	N/A
1648.700	-49.39	-5.85	-13.0	-36.39	169.00	Horizontal	Vertical	Pass
2472.900	-37.03	-1.27	-13.0	-24.03	320.00	Horizontal	Vertical	Pass
9601.750	-41.99	16.41	-13.0	-28.99	16.00	Horizontal	Vertical	Pass

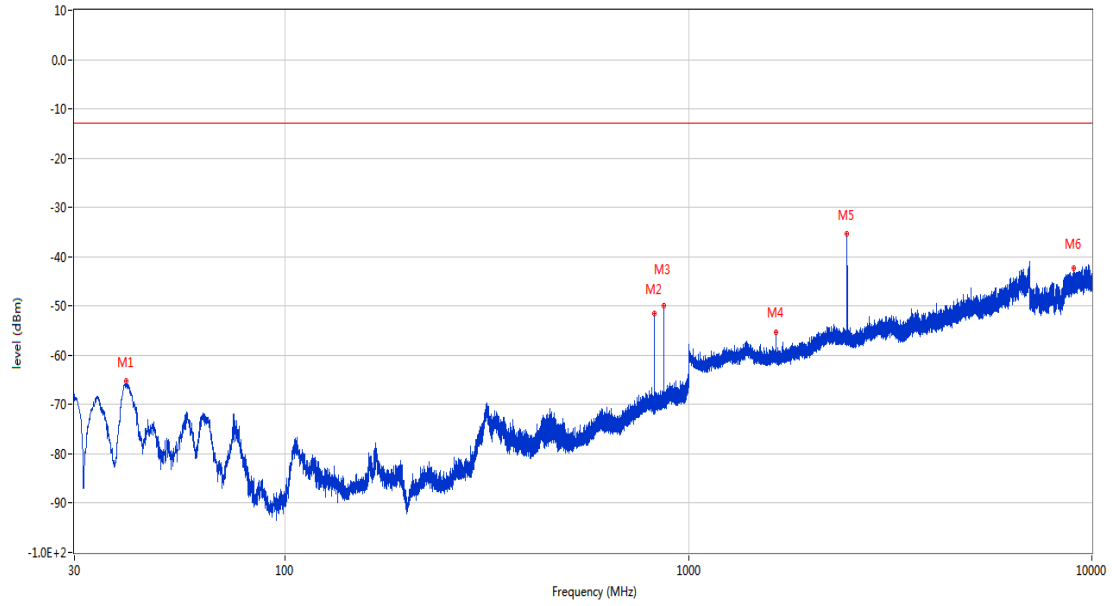
RSE-V&V GSM 850 CH128



Frequency (MHz)	Result (dBm)	Factor (dB)	PK Limit (dBm)	Over Limit (dB)	Table (o)	ANT	EUT	Verdict
40.718	-65.72	-18.05	-13.0	-52.72	78.00	Vertical	Vertical	Pass
824.139	-42.56	2.22	-13.0	-29.56	96.00	Vertical	Vertical	N/A
869.244	-50.22	2.38	-13.0	-37.22	21.00	Vertical	Vertical	N/A
1648.700	-52.61	-5.85	-13.0	-39.61	22.00	Vertical	Vertical	Pass
2473.100	-39.71	-1.26	-13.0	-26.71	339.00	Vertical	Vertical	Pass
9437.200	-41.82	16.41	-13.0	-28.82	114.00	Vertical	Vertical	Pass

RSE-V&H GSM 850 CH128

OPPO_RSE (RF) _ FCC PART22&24&27_GSM 850 & CDMA BC0 & WCDMA Band5 & LTE Band 5 & 26_814-849_30MHz-10GHz

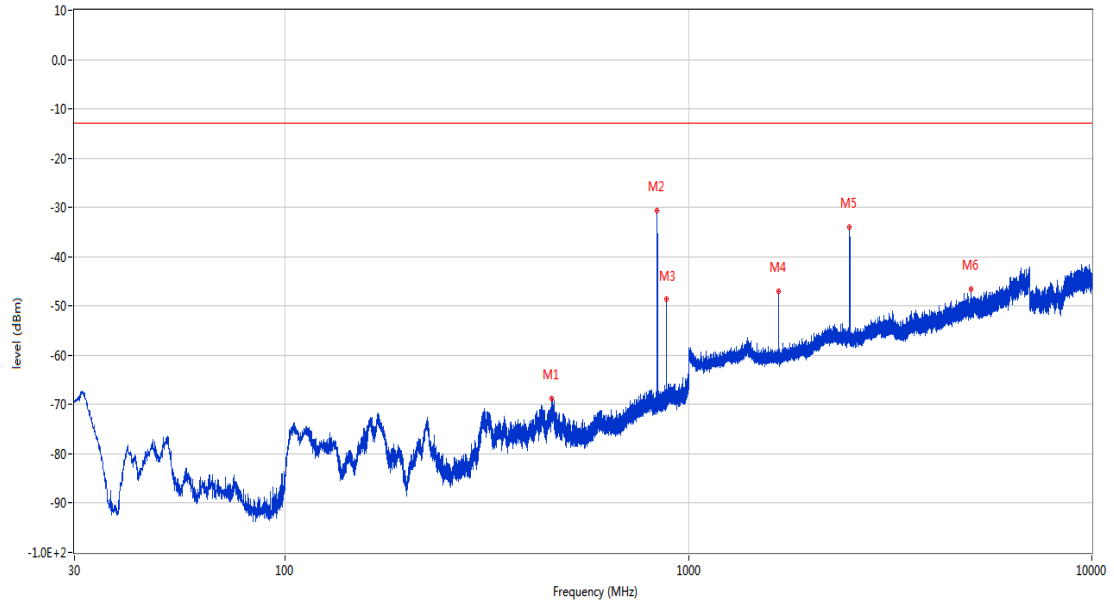


Frequency (MHz)	Result (dBm)	Factor (dB)	PK Limit (dBm)	Over Limit (dB)	Table (o)	ANT	EUT	Verdict
40.331	-65.27	-18.34	-13.0	-52.27	72.00	Vertical	Horizontal	Pass
824.139	-51.51	2.22	-13.0	-38.51	174.00	Vertical	Horizontal	N/A
869.147	-50.04	2.38	-13.0	-37.04	0.00	Vertical	Horizontal	N/A
1648.700	-55.39	-5.85	-13.0	-42.39	33.00	Vertical	Horizontal	Pass
2473.200	-35.36	-1.25	-13.0	-22.36	147.00	Vertical	Horizontal	Pass
9005.200	-42.30	15.26	-13.0	-29.30	8.00	Vertical	Horizontal	Pass

14.2 GSM 850 Middle Channel

RSE-H&H GSM 850 CH190

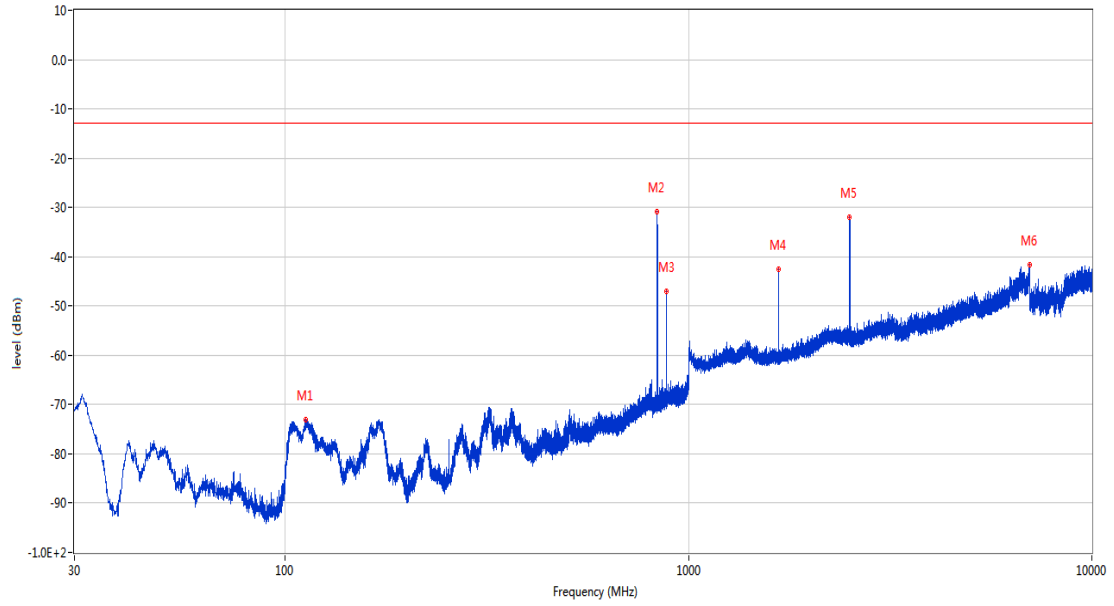
OPPO_RSE (RF) _FCC PART22&24&27_GSM 850 & CDMA BC0 & WCDMA Band5 & LTE Band 5 & 26 _814-849_30MHz-10GHz



Frequency (MHz)	Result (dBm)	Factor (dB)	PK Limit (dBm)	Over Limit (dB)	Table (o)	ANT	EUT	Verdict
457.237	-68.78	-8.13	-13.0	-55.78	66.00	Horizontal	Horizontal	Pass
836.604	-30.60	2.59	-13.0	-17.60	169.00	Horizontal	Horizontal	N/A
881.563	-48.62	2.80	-13.0	-35.62	278.00	Horizontal	Horizontal	N/A
1673.700	-47.06	-5.82	-13.0	-34.06	25.00	Horizontal	Horizontal	Pass
2510.100	-34.03	-0.98	-13.0	-21.03	130.00	Horizontal	Horizontal	Pass
5014.600	-46.67	7.12	-13.0	-33.67	98.00	Horizontal	Horizontal	Pass

RSE-H&V GSM 850 CH190

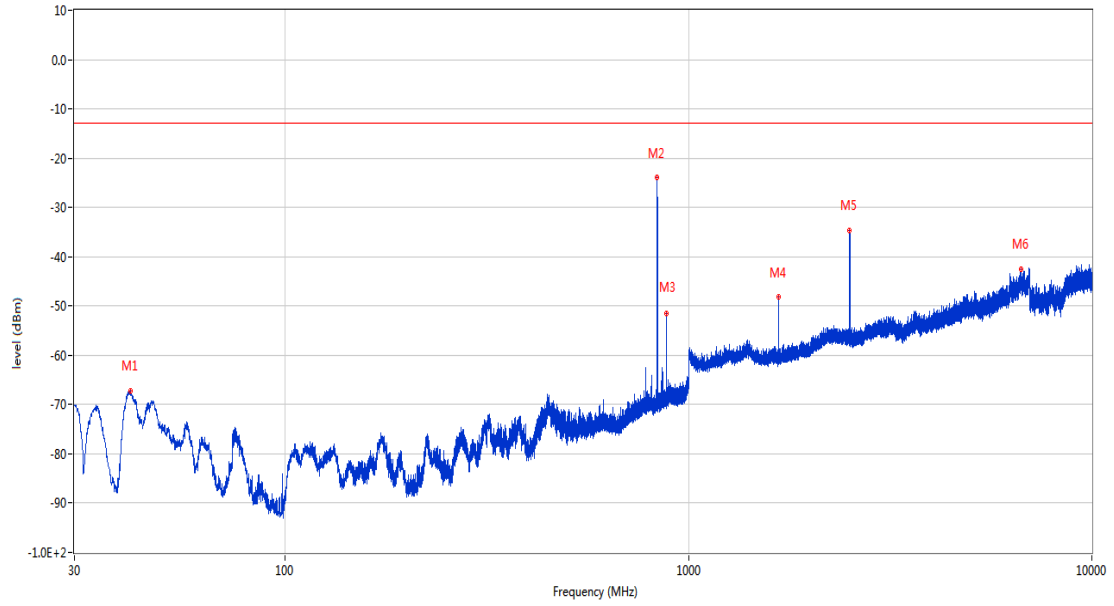
OPPO_RSE (RF) _FCC PART22&24&27_GSM 850 & CDMA BC0 & WCDMA Band5 & LTE Band 5 & 26_814-849_30MHz-10GHz



Frequency (MHz)	Result (dBm)	Factor (dB)	PK Limit (dBm)	Over Limit (dB)	Table (o)	ANT	EUT	Verdict
112.110	-73.14	-20.99	-13.0	-60.14	27.00	Horizontal	Vertical	Pass
836.555	-30.94	2.59	-13.0	-17.94	98.00	Horizontal	Vertical	N/A
881.660	-47.06	2.81	-13.0	-34.06	186.00	Horizontal	Vertical	N/A
1673.500	-42.54	-5.84	-13.0	-29.54	85.00	Horizontal	Vertical	Pass
2510.200	-31.99	-0.99	-13.0	-18.99	314.00	Horizontal	Vertical	Pass
7000.000	-41.71	13.64	-13.0	-28.71	202.00	Horizontal	Vertical	Pass

RSE-V&V GSM 850 CH190

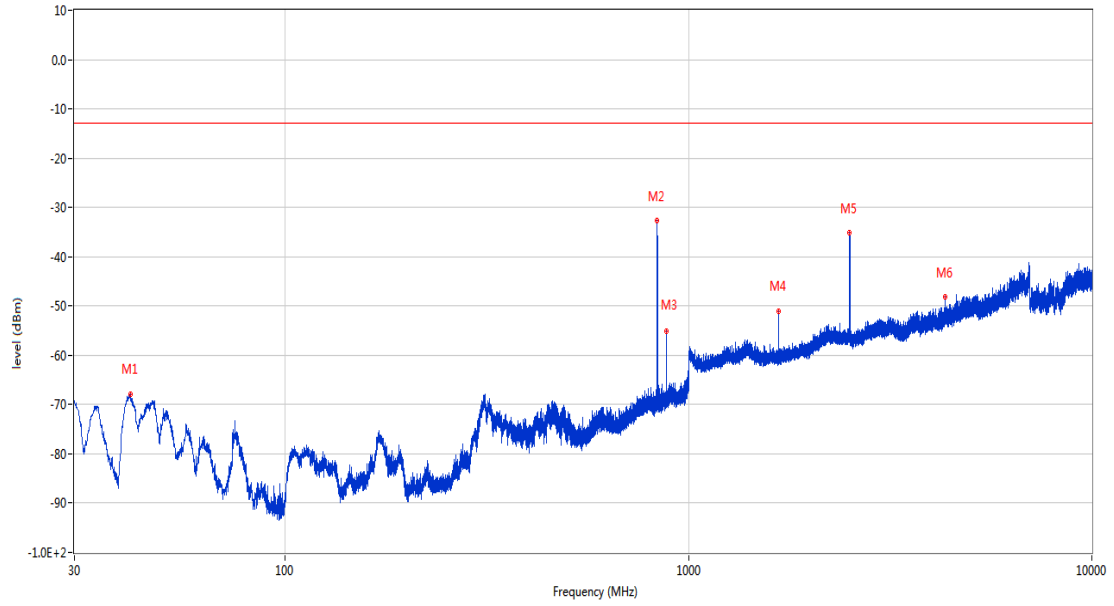
OPPO_RSE (RF) _ FCC PART22&24&27_GSM 850 & CDMA BC0 & WCDMA Band5 & LTE Band 5 & 26_814-849_30MHz-10GHz



Frequency (MHz)	Result (dBm)	Factor (dB)	PK Limit (dBm)	Over Limit (dB)	Table (o)	ANT	EUT	Verdict
41.252	-67.15	-17.71	-13.0	-54.15	116.00	Vertical	Vertical	Pass
836.555	-23.98	2.59	-13.0	-10.98	154.00	Vertical	Vertical	N/A
881.612	-51.45	2.81	-13.0	-38.45	19.00	Vertical	Vertical	N/A
1673.800	-48.16	-5.82	-13.0	-35.16	0.00	Vertical	Vertical	Pass
2510.000	-34.58	-0.97	-13.0	-21.58	292.00	Vertical	Vertical	Pass
6684.600	-42.56	12.00	-13.0	-29.56	360.00	Vertical	Vertical	Pass

RSE-V&H GSM 850 CH190

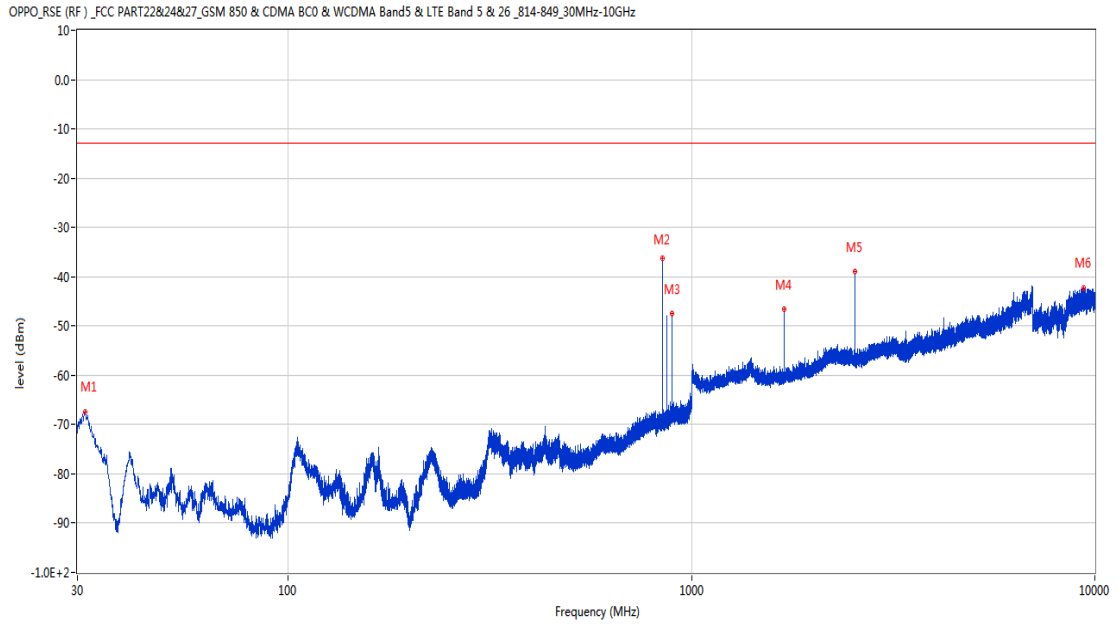
OPPO_RSE (RF)_FCC PART22&24&27_GSM 850 & CDMA BC0 & WCDMA Band5 & LTE Band 5 & 26_814-849_30MHz-10GHz



Frequency (MHz)	Result (dBm)	Factor (dB)	PK Limit (dBm)	Over Limit (dB)	Table (o)	ANT	EUT	Verdict
41.252	-67.83	-17.71	-13.0	-54.83	15.00	Vertical	Horizontal	Pass
836.555	-32.75	2.59	-13.0	-19.75	191.00	Vertical	Horizontal	N/A
881.660	-55.18	2.81	-13.0	-42.18	295.00	Vertical	Horizontal	N/A
1673.500	-51.00	-5.84	-13.0	-38.00	313.00	Vertical	Horizontal	Pass
2510.400	-35.07	-1.02	-13.0	-22.07	145.00	Vertical	Horizontal	Pass
4325.800	-48.25	6.06	-13.0	-35.25	89.00	Vertical	Horizontal	Pass

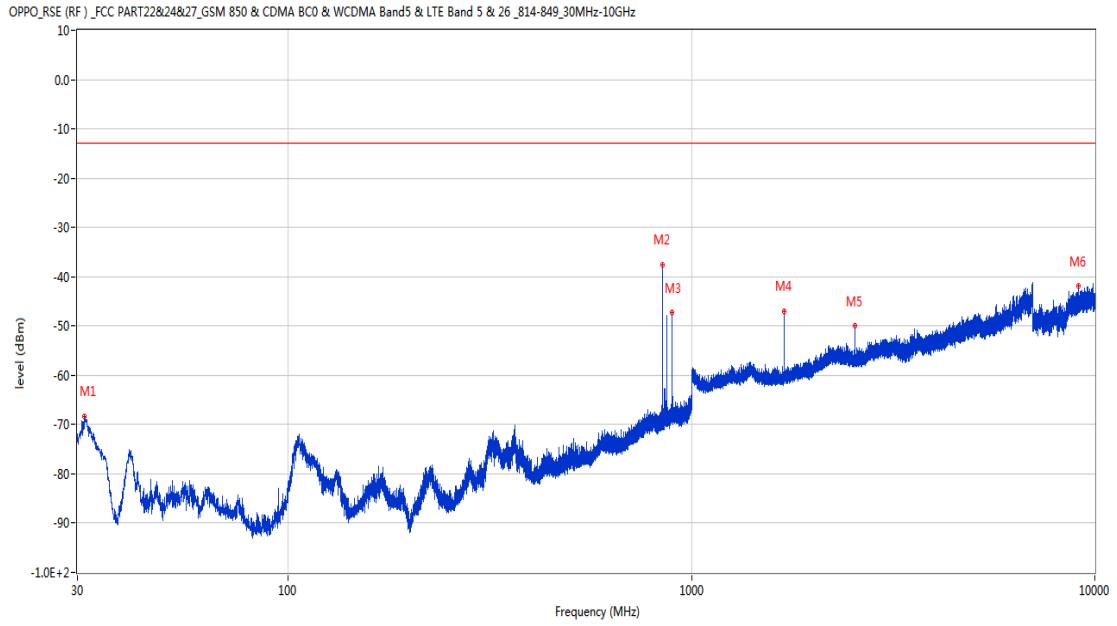
14.3 GSM 850 High Channel

RSE-H&H GSM 850 CH251



Frequency (MHz)	Result (dBm)	Factor (dB)	PK Limit (dBm)	Over Limit (dB)	Table (o)	ANT	EUT	Verdict
31.358	-67.35	-18.48	-13.0	-54.35	200.00	Horizontal	Horizontal	Pass
848.825	-36.36	2.47	-13.0	-23.36	133.00	Horizontal	Horizontal	N/A
893.737	-47.46	3.53	-13.0	-34.46	283.00	Horizontal	Horizontal	N/A
1698.100	-46.60	-5.63	-13.0	-33.60	181.00	Horizontal	Horizontal	Pass
2546.800	-38.94	-1.29	-13.0	-25.94	121.00	Horizontal	Horizontal	Pass
9393.401	-42.36	15.64	-13.0	-29.36	134.00	Horizontal	Horizontal	Pass

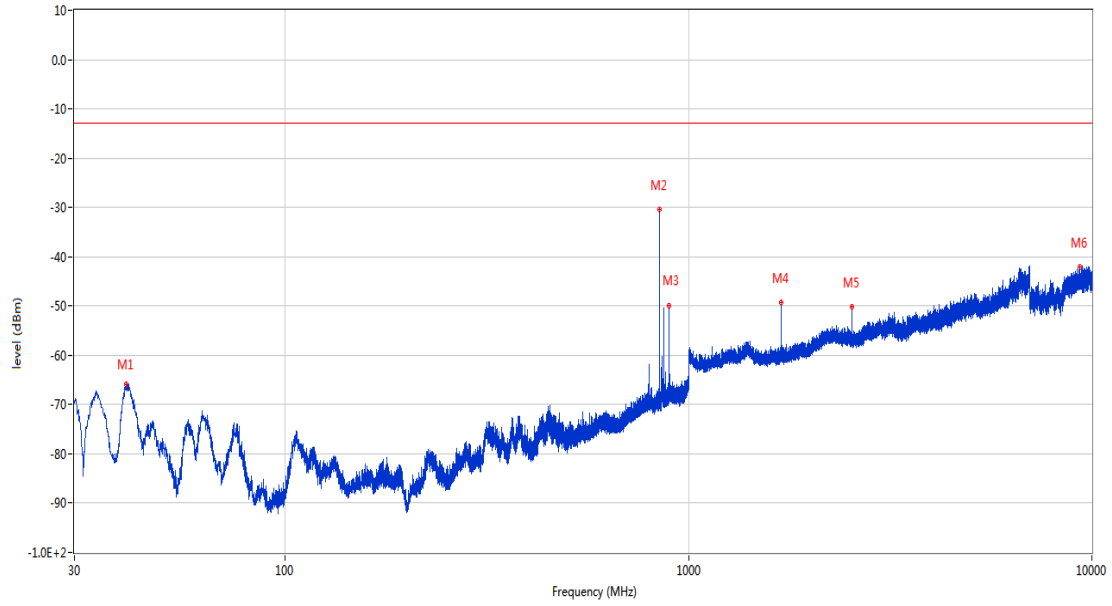
RSE-H&V GSM 850 CH251



Frequency (MHz)	Result (dBm)	Factor (dB)	PK Limit (dBm)	Over Limit (dB)	Table (o)	ANT	EUT	Verdict
31.164	-68.39	-18.97	-13.0	-55.39	174.00	Horizontal	Vertical	Pass
848.825	-37.49	2.47	-13.0	-24.49	6.00	Horizontal	Vertical	N/A
893.785	-47.34	3.53	-13.0	-34.34	276.00	Horizontal	Vertical	N/A
1698.100	-46.96	-5.63	-13.0	-33.96	157.00	Horizontal	Vertical	Pass
2546.800	-49.92	-1.29	-13.0	-36.92	65.00	Horizontal	Vertical	Pass
9110.950	-41.88	14.99	-13.0	-28.88	0.00	Horizontal	Vertical	Pass

RSE-V&V GSM 850 CH251

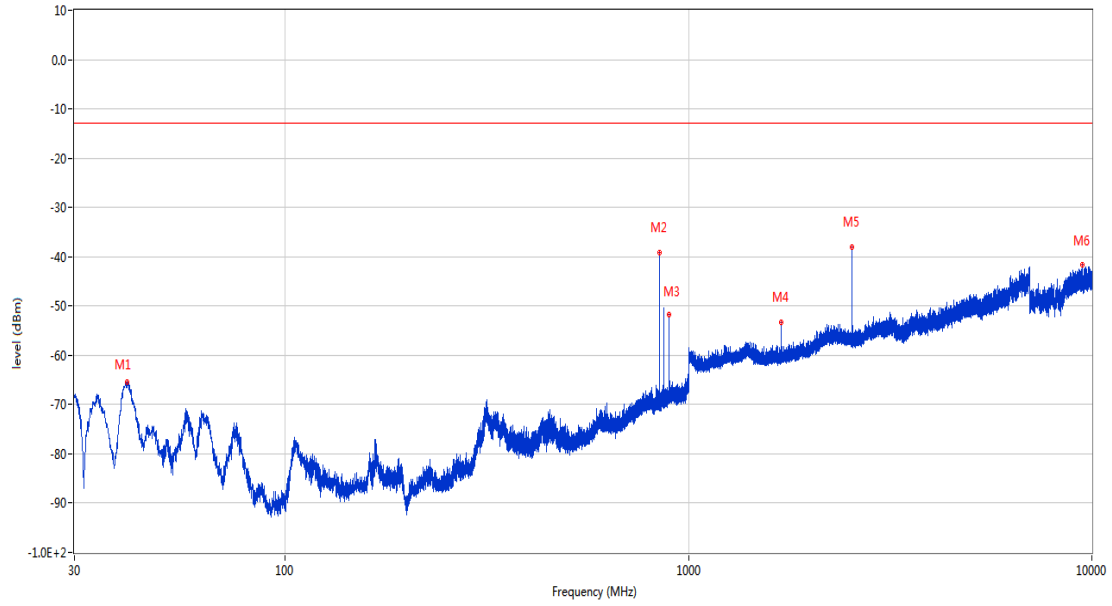
OPPO_RSE (RF)_FCC PART22&24&27_GSM 850 & CDMA BC0 & WCDMA Band5 & LTE Band 5 & 26_814-849_30MHz-10GHz



Frequency (MHz)	Result (dBm)	Factor (dB)	PK Limit (dBm)	Over Limit (dB)	Table (o)	ANT	EUT	Verdict
40.331	-65.77	-18.34	-13.0	-52.77	65.00	Vertical	Vertical	Pass
848.874	-30.45	2.46	-13.0	-17.45	115.00	Vertical	Vertical	N/A
893.737	-50.05	3.53	-13.0	-37.05	298.00	Vertical	Vertical	N/A
1698.000	-49.36	-5.63	-13.0	-36.36	0.00	Vertical	Vertical	Pass
2546.700	-50.13	-1.29	-13.0	-37.13	61.00	Vertical	Vertical	Pass
9328.600	-42.18	15.47	-13.0	-29.18	290.00	Vertical	Vertical	Pass

RSE-V&H GSM 850 CH251

OPPO_RSE (RF)_FCC PART22&24&27_GSM 850 & CDMA BC0 & WCDMA Band5 & LTE Band 5 & 26_814-849_30MHz-10GHz

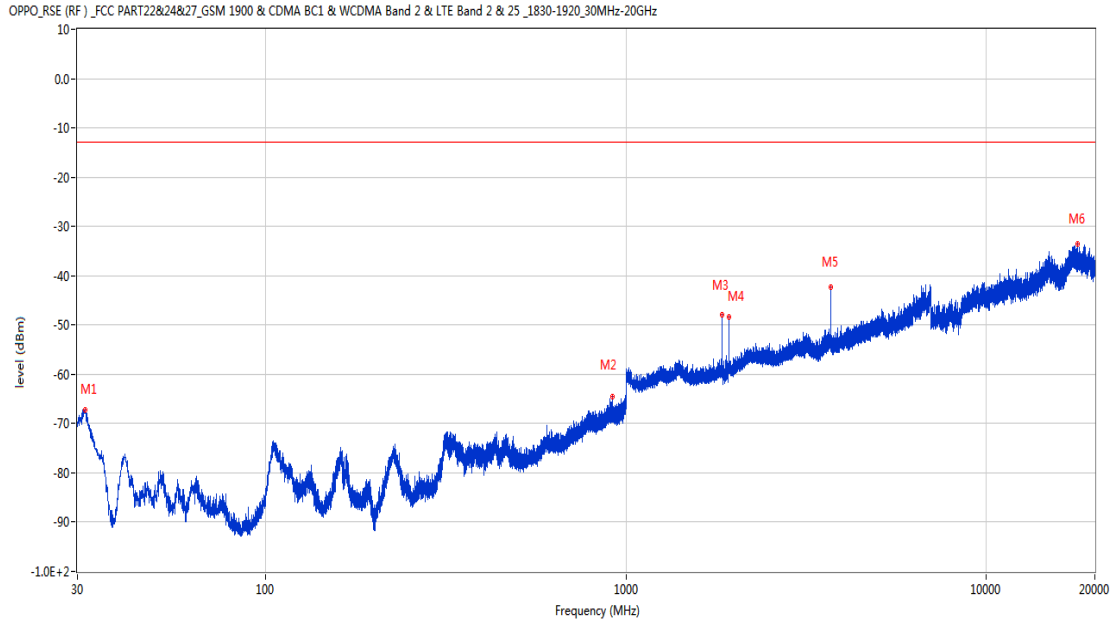


Frequency (MHz)	Result (dBm)	Factor (dB)	PK Limit (dBm)	Over Limit (dB)	Table (o)	ANT	EUT	Verdict
40.428	-65.52	-18.27	-13.0	-52.52	84.00	Vertical	Horizontal	Pass
848.874	-39.06	2.46	-13.0	-26.06	183.00	Vertical	Horizontal	N/A
893.737	-51.66	3.53	-13.0	-38.66	297.00	Vertical	Horizontal	N/A
1697.900	-53.25	-5.63	-13.0	-40.25	309.00	Vertical	Horizontal	Pass
2546.600	-38.02	-1.29	-13.0	-25.02	128.00	Vertical	Horizontal	Pass
9461.650	-41.71	16.49	-13.0	-28.71	0.00	Vertical	Horizontal	Pass

15 GSM 1900

15.1 GSM 1900 Low Channel

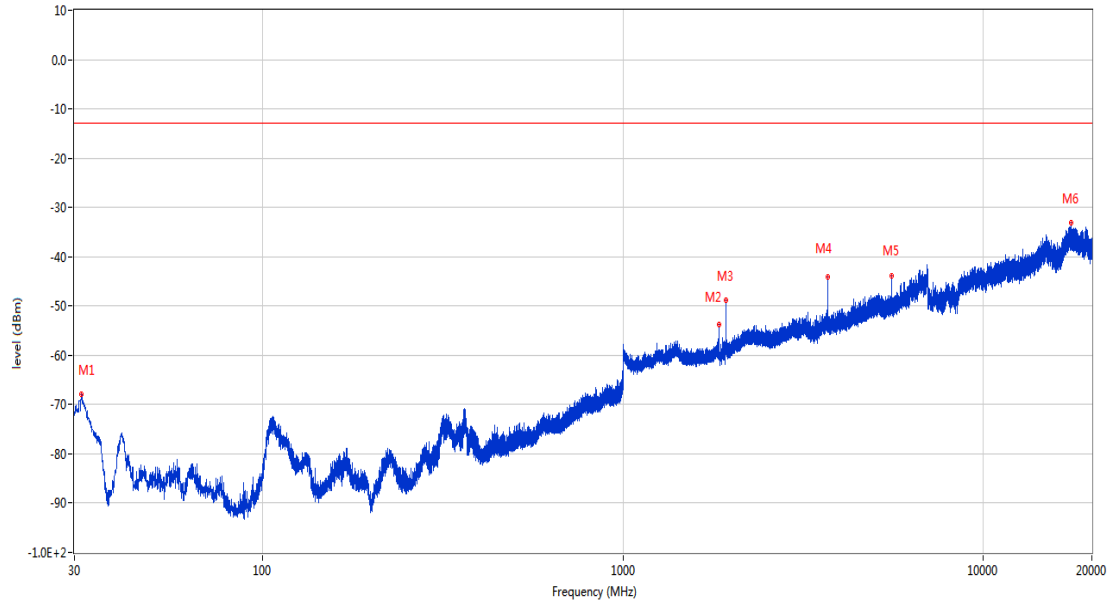
RSE-H&H GSM 1900 CH512



Frequency (MHz)	Result (dBm)	Factor (dB)	PK Limit (dBm)	Over Limit (dB)	Table (o)	ANT	EUT	Verdict
31.503	-67.30	-18.08	-13.0	-54.30	184.00	Horizontal	Horizontal	Pass
918.956	-64.61	3.43	-13.0	-51.61	61.00	Horizontal	Horizontal	Pass
1850.800	-48.00	-4.39	-13.0	-35.00	168.00	Horizontal	Horizontal	N/A
1930.600	-48.47	-3.80	-13.0	-35.47	220.00	Horizontal	Horizontal	N/A
3700.800	-42.32	4.96	-13.0	-29.32	322.00	Horizontal	Horizontal	Pass
17862.339	-33.45	22.12	-13.0	-20.45	360.00	Horizontal	Horizontal	Pass

RSE-H&V GSM 1900 CH512

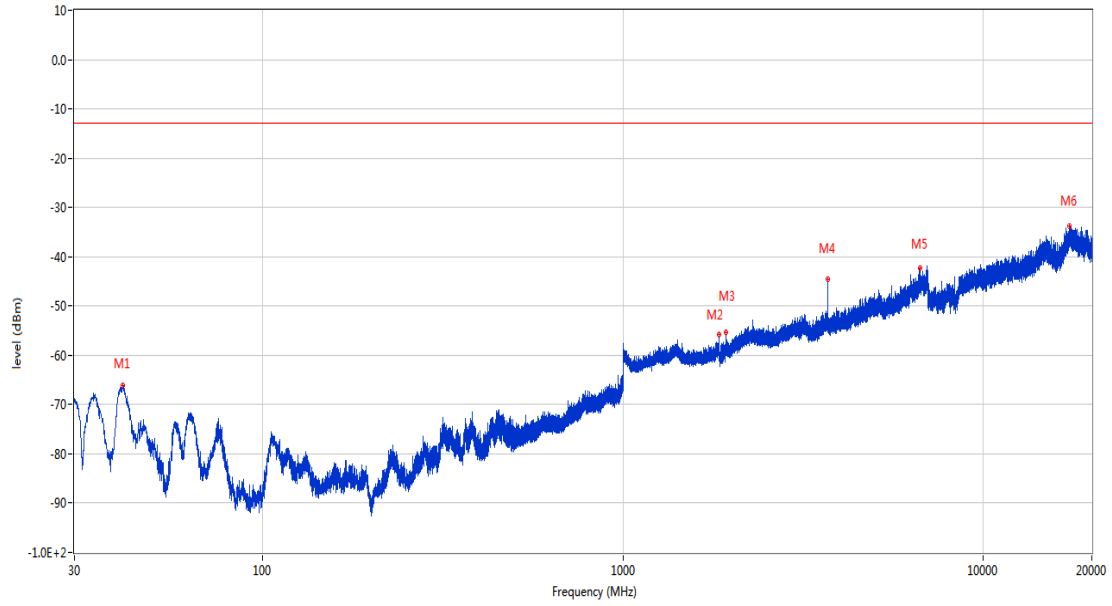
OPPO_RSE (RF) _ FCC PART22&24&27_GSM 1900 & CDMA BC1 & WCDMA Band 2 & LTE Band 2 & 25_1830-1920_30MHz-20GHz



Frequency (MHz)	Result (dBm)	Factor (dB)	PK Limit (dBm)	Over Limit (dB)	Table (o)	ANT	EUT	Verdict
31.358	-67.82	-18.45	-13.0	-54.82	141.00	Horizontal	Vertical	Pass
1850.700	-53.70	-4.40	-13.0	-40.70	180.00	Horizontal	Vertical	N/A
1930.600	-48.93	-3.80	-13.0	-35.93	230.00	Horizontal	Vertical	N/A
3701.000	-44.04	4.95	-13.0	-31.04	194.00	Horizontal	Vertical	Pass
5551.200	-43.81	7.50	-13.0	-30.81	30.00	Horizontal	Vertical	Pass
17480.262	-33.16	21.69	-13.0	-20.16	39.00	Horizontal	Vertical	Pass

RSE-V&V GSM 1900 CH512

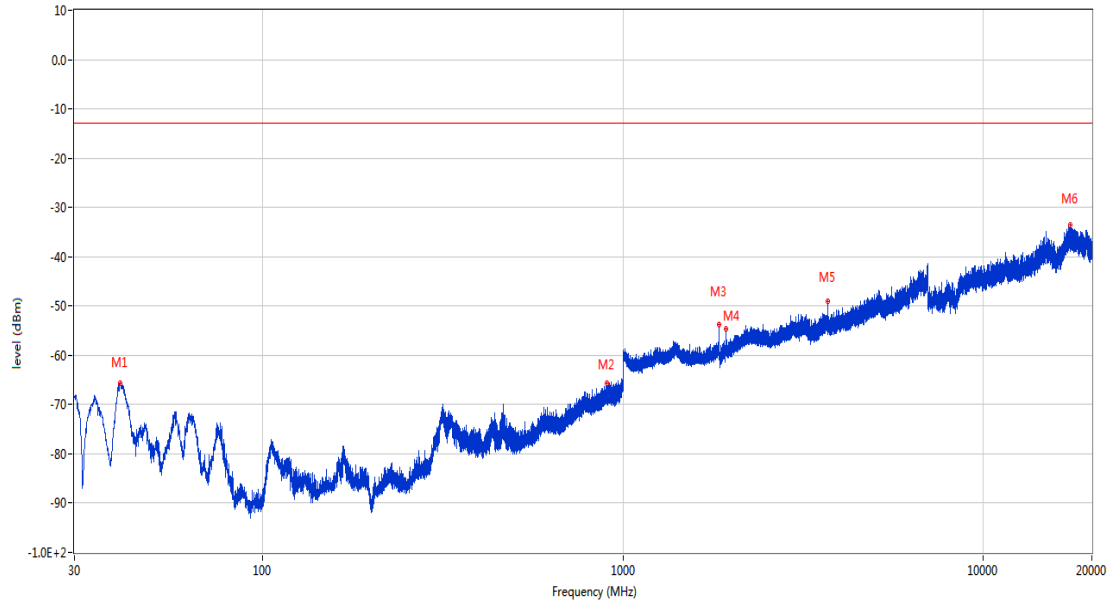
OPPO_RSE (RF) _ FCC PART22&24&27_GSM 1900 & CDMA BC1 & WCDMA Band 2 & LTE Band 2 & 25_1830-1920_30MHz-20GHz



Frequency (MHz)	Result (dBm)	Factor (dB)	PK Limit (dBm)	Over Limit (dB)	Table (o)	ANT	EUT	Verdict
40.767	-66.11	-18.04	-13.0	-53.11	68.00	Vertical	Vertical	Pass
1850.400	-55.70	-4.40	-13.0	-42.70	18.00	Vertical	Vertical	N/A
1930.600	-55.42	-3.80	-13.0	-42.42	340.00	Vertical	Vertical	N/A
3700.600	-44.66	4.97	-13.0	-31.66	213.00	Vertical	Vertical	Pass
6685.400	-42.37	12.05	-13.0	-29.37	359.00	Vertical	Vertical	Pass
17329.099	-33.75	21.08	-13.0	-20.75	338.00	Vertical	Vertical	Pass

RSE-V&H GSM 1900 CH512

OPPO_RSE (RF) _ FCC PART22&24&27_GSM 1900 & CDMA BC1 & WCDMA Band 2 & LTE Band 2 & 25_1830-1920_30MHz-20GHz

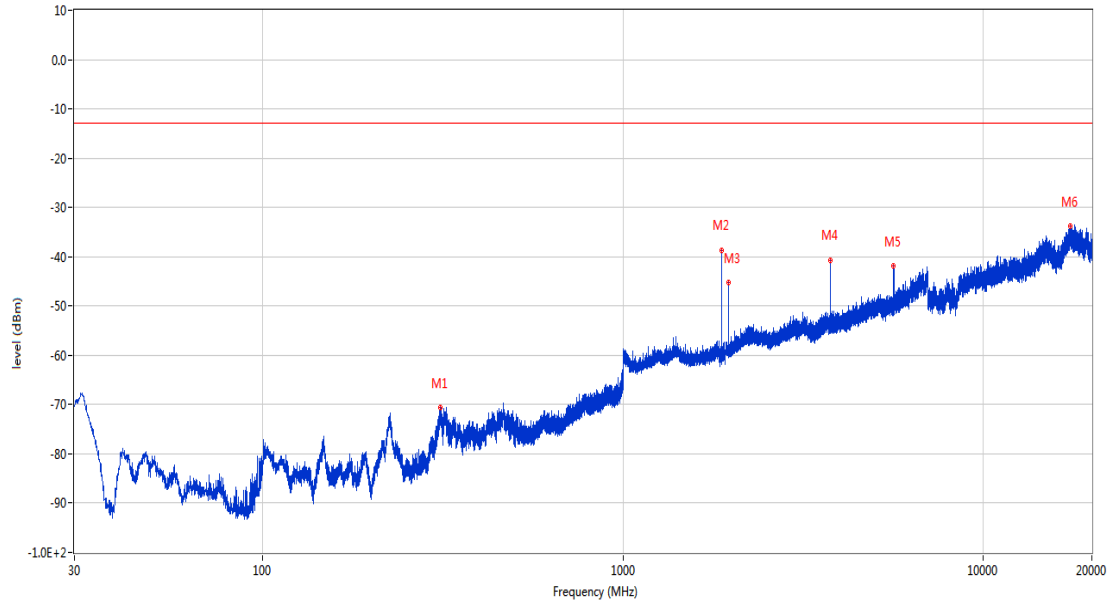


Frequency (MHz)	Result (dBm)	Factor (dB)	PK Limit (dBm)	Over Limit (dB)	Table (o)	ANT	EUT	Verdict
40.282	-65.68	-18.41	-13.0	-52.68	74.00	Vertical	Horizontal	Pass
901.594	-65.69	3.52	-13.0	-52.69	194.00	Vertical	Horizontal	Pass
1850.600	-53.74	-4.40	-13.0	-40.74	69.00	Vertical	Horizontal	N/A
1930.600	-54.74	-3.80	-13.0	-41.74	222.00	Vertical	Horizontal	N/A
3700.800	-49.14	4.96	-13.0	-36.14	49.00	Vertical	Horizontal	Pass
17417.550	-33.59	22.66	-13.0	-20.59	167.00	Vertical	Horizontal	Pass

15.2 GSM 1900 Middle Channel

RSE-H&H GSM 1900 CH661

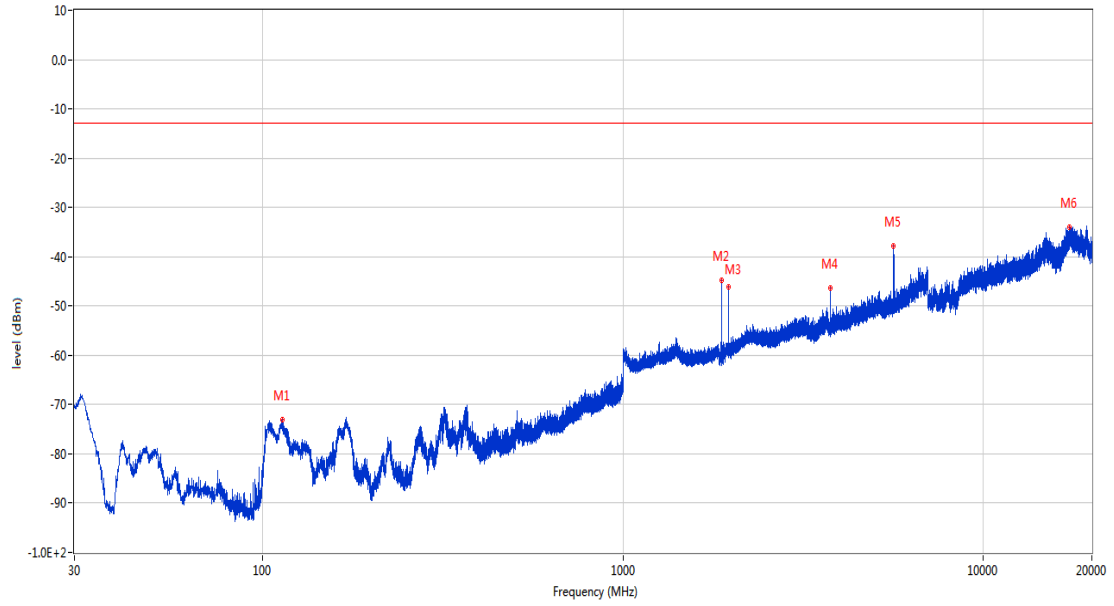
OPPO_RSE (RF) _FCC PART22&24&27_GSM 1900 & CDMA BC1 & WCDMA Band 2 & LTE Band 2 & 25_1830-1920_30MHz-20GHz



Frequency (MHz)	Result (dBm)	Factor (dB)	PK Limit (dBm)	Over Limit (dB)	Table (o)	ANT	EUT	Verdict
311.785	-70.67	-11.99	-13.0	-57.67	286.00	Horizontal	Horizontal	Pass
1880.300	-38.75	-4.03	-13.0	-25.75	174.00	Horizontal	Horizontal	N/A
1960.600	-45.31	-4.69	-13.0	-32.31	199.00	Horizontal	Horizontal	N/A
3760.400	-40.78	3.71	-13.0	-27.78	325.00	Horizontal	Horizontal	Pass
5640.400	-41.76	7.16	-13.0	-28.76	0.00	Horizontal	Horizontal	Pass
17471.562	-33.83	21.72	-13.0	-20.83	103.00	Horizontal	Horizontal	Pass

RSE-H&V GSM 1900 CH661

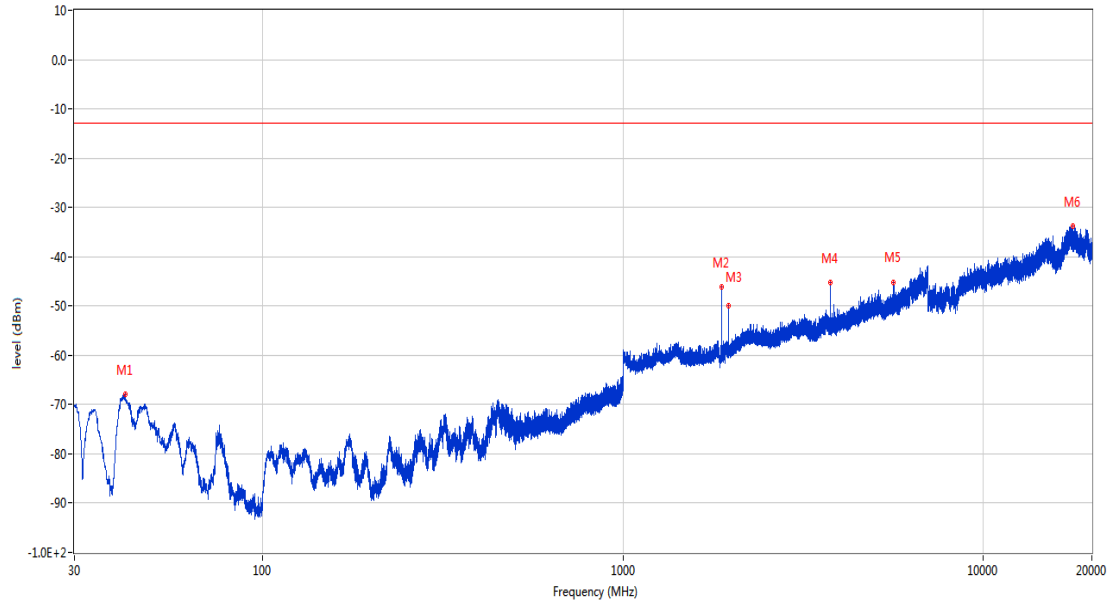
OPPO_RSE (RF) _ FCC PART22&24&27_GSM 1900 & CDMA BC1 & WCDMA Band 2 & LTE Band 2 & 25_1830-1920_30MHz-20GHz



Frequency (MHz)	Result (dBm)	Factor (dB)	PK Limit (dBm)	Over Limit (dB)	Table (o)	ANT	EUT	Verdict
113.371	-73.13	-20.74	-13.0	-60.13	6.00	Horizontal	Vertical	Pass
1880.300	-44.89	-4.03	-13.0	-31.89	359.00	Horizontal	Vertical	N/A
1960.500	-46.13	-4.69	-13.0	-33.13	162.00	Horizontal	Vertical	N/A
3760.600	-46.39	3.73	-13.0	-33.39	285.00	Horizontal	Vertical	Pass
5640.200	-37.83	7.15	-13.0	-24.83	34.00	Horizontal	Vertical	Pass
17300.464	-33.99	21.14	-13.0	-20.99	210.00	Horizontal	Vertical	Pass

RSE-V&V GSM 1900 CH661

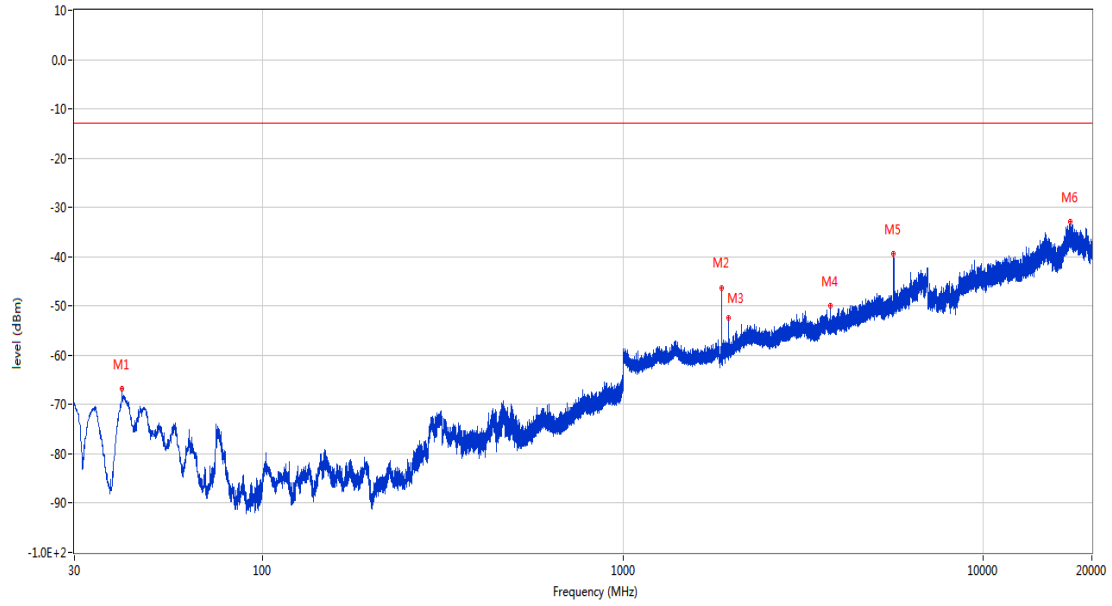
OPPO_RSE (RF) _ FCC PART22&24&27_GSM 1900 & CDMA BC1 & WCDMA Band 2 & LTE Band 2 & 25_1830-1920_30MHz-20GHz



Frequency (MHz)	Result (dBm)	Factor (dB)	PK Limit (dBm)	Over Limit (dB)	Table (o)	ANT	EUT	Verdict
41.446	-67.91	-17.62	-13.0	-54.91	119.00	Vertical	Vertical	Pass
1880.400	-46.23	-4.03	-13.0	-33.23	28.00	Vertical	Vertical	N/A
1960.500	-50.03	-4.69	-13.0	-37.03	17.00	Vertical	Vertical	N/A
3760.400	-45.22	3.71	-13.0	-32.22	222.00	Vertical	Vertical	Pass
5640.400	-45.15	7.16	-13.0	-32.15	329.00	Vertical	Vertical	Pass
17701.751	-33.72	21.52	-13.0	-20.72	39.00	Vertical	Vertical	Pass

RSE-V&H GSM 1900 CH661

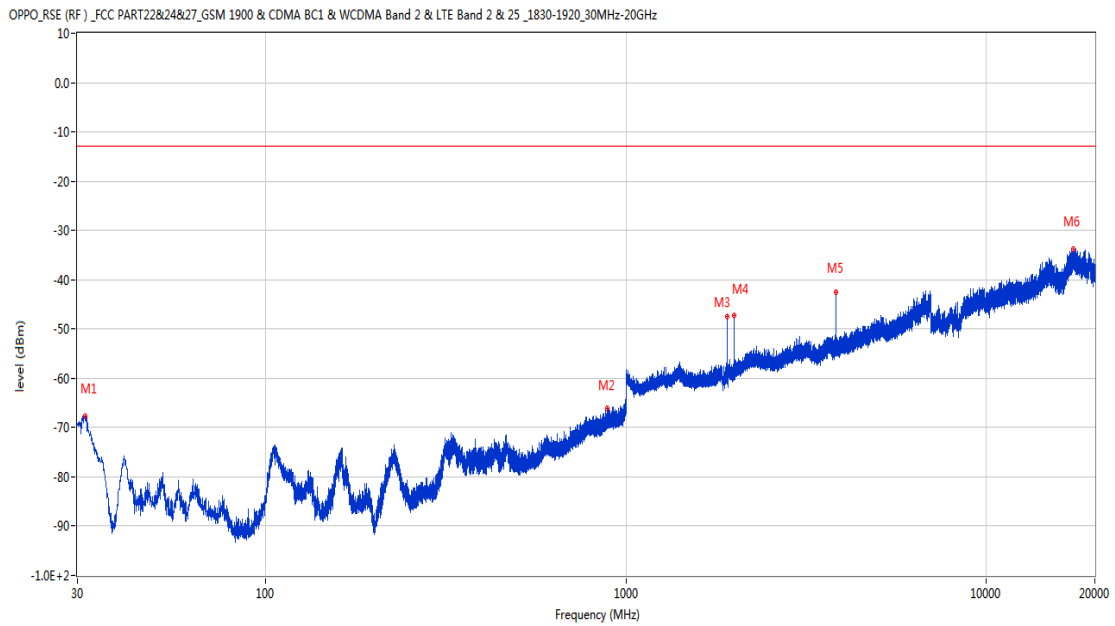
OPPO_RSE (RF)_FCC PART2&24&27_GSM 1900 & CDMA BC1 & WCDMA Band 2 & LTE Band 2 & 25_1830-1920_30MHz-20GHz



Frequency (MHz)	Result (dBm)	Factor (dB)	PK Limit (dBm)	Over Limit (dB)	Table (o)	ANT	EUT	Verdict
40.670	-66.73	-18.12	-13.0	-53.73	135.00	Vertical	Horizontal	Pass
1880.400	-46.41	-4.03	-13.0	-33.41	24.00	Vertical	Horizontal	N/A
1960.500	-52.44	-4.69	-13.0	-39.44	243.00	Vertical	Horizontal	N/A
3760.200	-49.87	3.70	-13.0	-36.87	17.00	Vertical	Horizontal	Pass
5640.400	-39.46	7.16	-13.0	-26.46	40.00	Vertical	Horizontal	Pass
17446.187	-32.85	22.02	-13.0	-19.85	34.00	Vertical	Horizontal	Pass

15.3 GSM 1900 High Channel

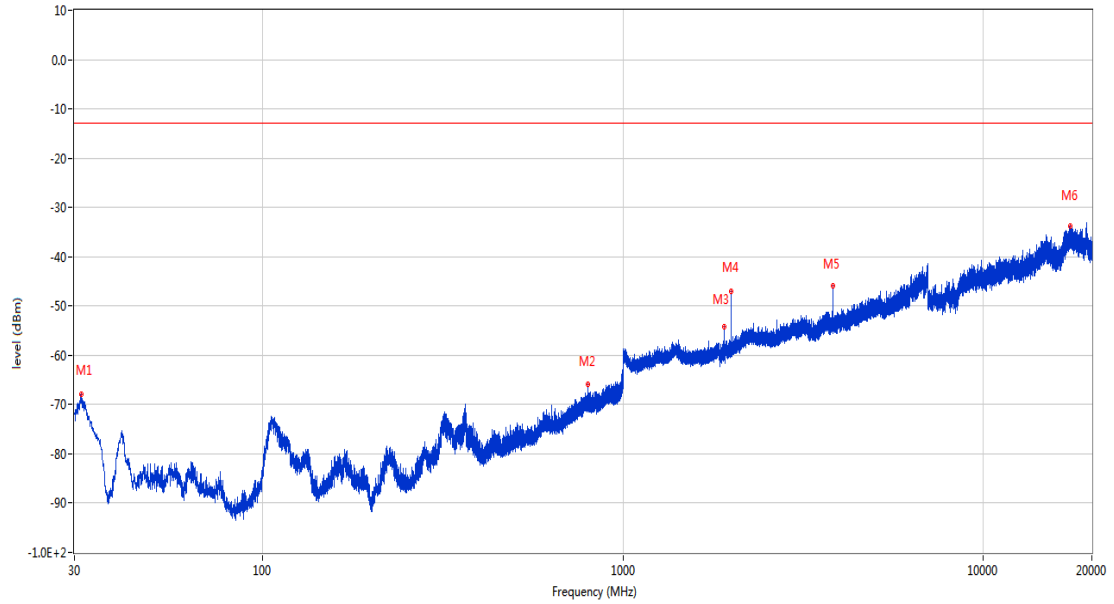
RSE-H&H GSM 1900 CH810



Frequency (MHz)	Result (dBm)	Factor (dB)	PK Limit (dBm)	Over Limit (dB)	Table (o)	ANT	EUT	Verdict
31.552	-67.67	-17.96	-13.0	-54.67	186.00	Horizontal	Horizontal	Pass
884.376	-66.16	3.04	-13.0	-53.16	186.00	Horizontal	Horizontal	Pass
1910.200	-47.51	-3.79	-13.0	-34.51	172.00	Horizontal	Horizontal	N/A
1990.100	-47.17	-4.42	-13.0	-34.17	219.00	Horizontal	Horizontal	N/A
3820.200	-42.48	4.99	-13.0	-29.48	311.00	Horizontal	Horizontal	Pass
17423.712	-33.86	22.56	-13.0	-20.86	36.00	Horizontal	Horizontal	Pass

RSE-H&V GSM 1900 CH810

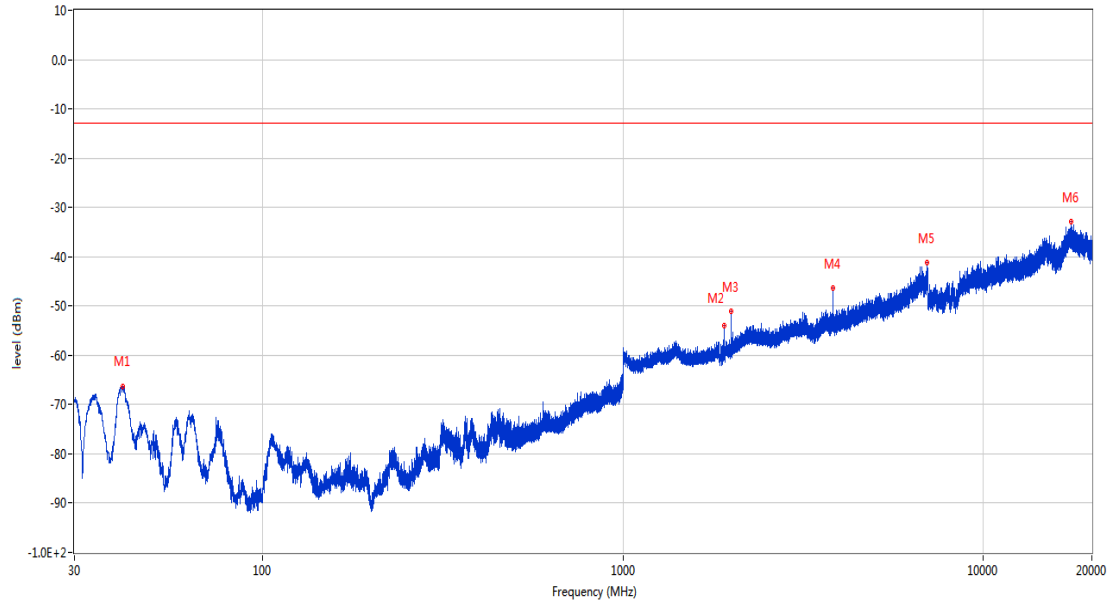
OPPO_RSE (RF) _ FCC PART22&24&27_GSM 1900 & CDMA BC1 & WCDMA Band 2 & LTE Band 2 & 25_1830-1920_30MHz-20GHz



Frequency (MHz)	Result (dBm)	Factor (dB)	PK Limit (dBm)	Over Limit (dB)	Table (o)	ANT	EUT	Verdict
31.309	-67.85	-18.57	-13.0	-54.85	159.00	Horizontal	Vertical	Pass
798.240	-65.91	1.63	-13.0	-52.91	31.00	Horizontal	Vertical	Pass
1910.300	-54.31	-3.79	-13.0	-41.31	7.00	Horizontal	Vertical	N/A
1990.200	-47.00	-4.42	-13.0	-34.00	95.00	Horizontal	Vertical	N/A
3820.000	-45.86	4.98	-13.0	-32.86	214.00	Horizontal	Vertical	Pass
17461.412	-33.88	21.74	-13.0	-20.88	360.00	Horizontal	Vertical	Pass

RSE-V&V GSM 1900 CH810

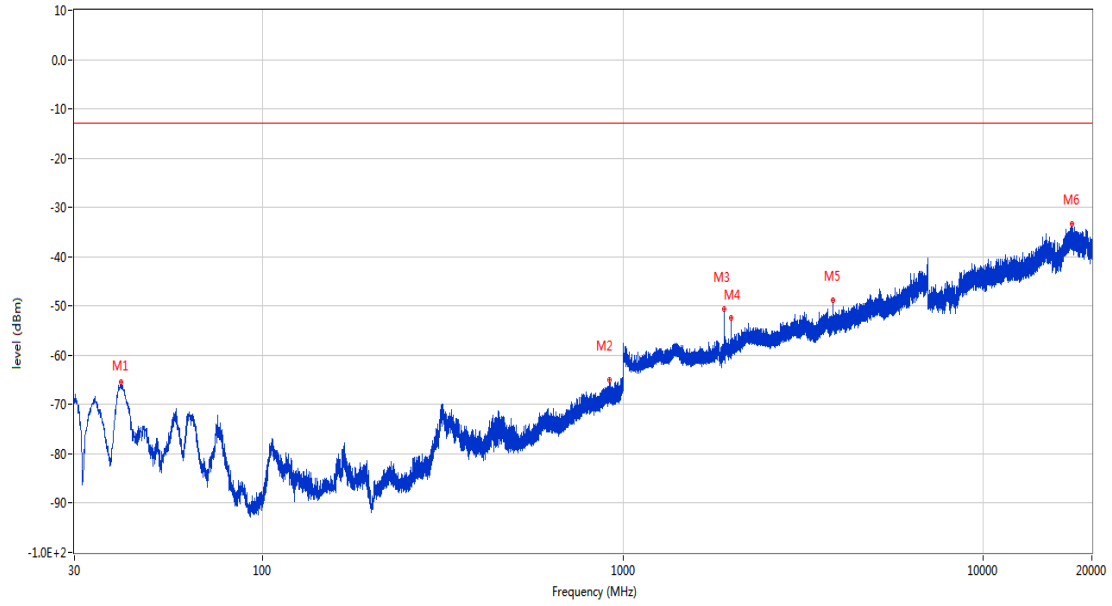
OPPO_RSE (RF) _ FCC PART22&24&27_GSM 1900 & CDMA BC1 & WCDMA Band 2 & LTE Band 2 & 25_1830-1920_30MHz-20GHz



Frequency (MHz)	Result (dBm)	Factor (dB)	PK Limit (dBm)	Over Limit (dB)	Table (o)	ANT	EUT	Verdict
40.864	-66.24	-17.96	-13.0	-53.24	94.00	Vertical	Vertical	Pass
1910.300	-54.07	-3.79	-13.0	-41.07	50.00	Vertical	Vertical	N/A
1990.200	-51.16	-4.42	-13.0	-38.16	257.00	Vertical	Vertical	N/A
3820.000	-46.24	4.98	-13.0	-33.24	178.00	Vertical	Vertical	Pass
6985.200	-41.10	13.70	-13.0	-28.10	250.00	Vertical	Vertical	Pass
17548.050	-32.93	22.49	-13.0	-19.93	156.00	Vertical	Vertical	Pass

RSE-V&H GSM 1900 CH810

OPPO_RSE (RF) _ FCC PART22&24&27_GSM 1900 & CDMA BC1 & WCDMA Band 2 & LTE Band 2 & 25_1830-1920_30MHz-20GHz

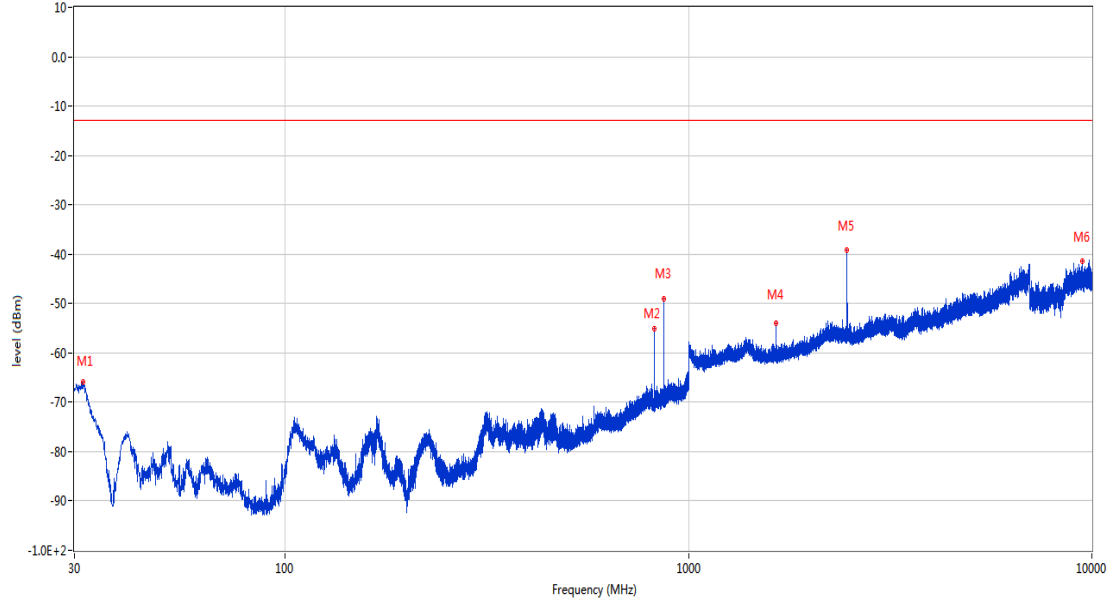


Frequency (MHz)	Result (dBm)	Factor (dB)	PK Limit (dBm)	Over Limit (dB)	Table (o)	ANT	EUT	Verdict
40.428	-65.53	-18.30	-13.0	-52.53	76.00	Vertical	Horizontal	Pass
914.543	-65.00	3.47	-13.0	-52.00	360.00	Vertical	Horizontal	Pass
1910.300	-50.69	-3.79	-13.0	-37.69	36.00	Vertical	Horizontal	N/A
1990.100	-52.32	-4.42	-13.0	-39.32	113.00	Vertical	Horizontal	N/A
3820.000	-48.91	4.98	-13.0	-35.91	360.00	Vertical	Horizontal	Pass
17595.175	-33.44	22.02	-13.0	-20.44	360.00	Vertical	Horizontal	Pass

EGPRS
 16 EGPRS 850
 16.1 EGPRS 850 Low Channel

RSE-H&H EGPRS 850 CH128

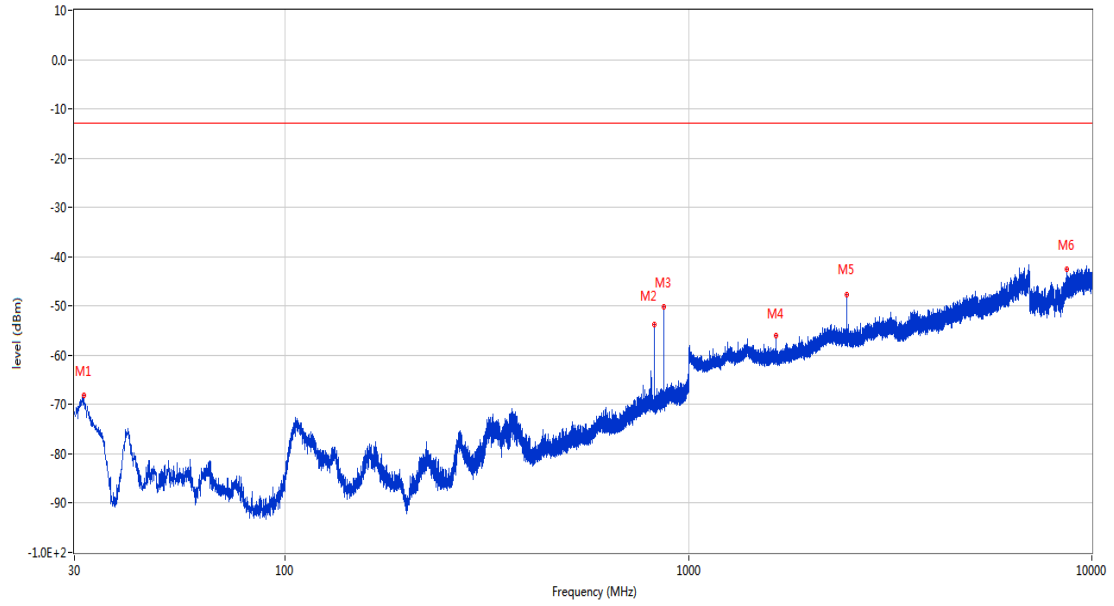
OPPO_RSE (RF) _FCC PART22&24&27_GSM 850 & CDMA BC0 & WCDMA Band5 & LTE Band 5 & 26_814-849_30MHz-10GHz



Frequency (MHz)	Result (dBm)	Factor (dB)	PK Limit (dBm)	Over Limit (dB)	Table (o)	ANT	EUT	Verdict
31.503	-65.96	-18.11	-13.0	-52.96	162.00	Horizontal	Horizontal	Pass
824.188	-55.20	2.22	-13.0	-42.20	130.00	Horizontal	Horizontal	N/A
869.196	-49.06	2.38	-13.0	-36.06	255.00	Horizontal	Horizontal	N/A
1649.000	-53.96	-5.86	-13.0	-40.96	22.00	Horizontal	Horizontal	Pass
2472.900	-39.21	-1.27	-13.0	-26.21	146.00	Horizontal	Horizontal	Pass
9474.550	-41.37	16.18	-13.0	-28.37	360.00	Horizontal	Horizontal	Pass

RSE-H&V EGPRS 850 CH128

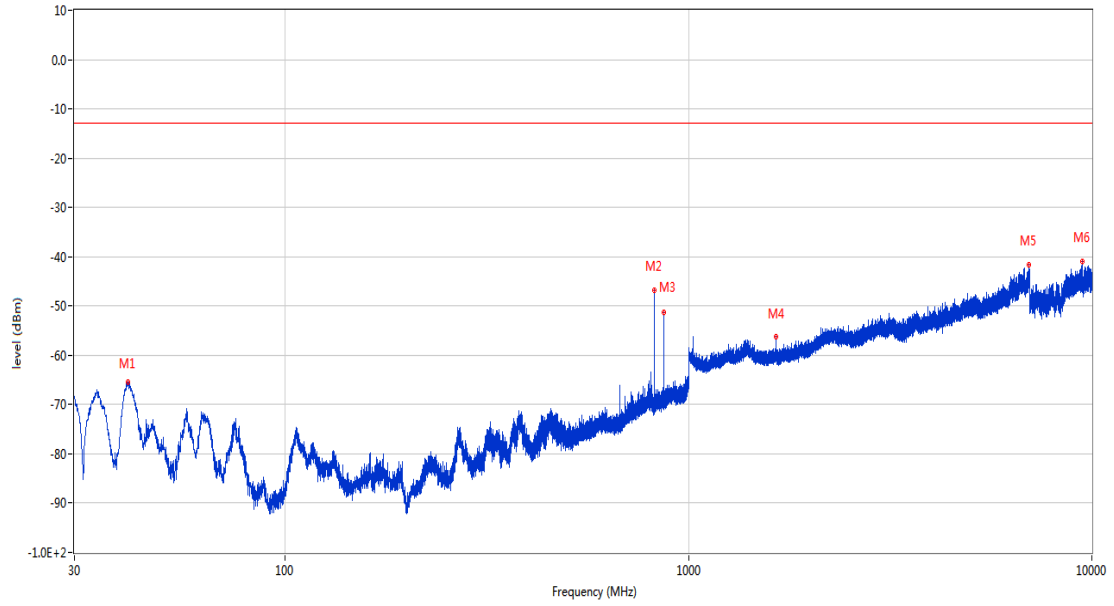
OPPO_RSE (RF) _FCC PART22&24&27_GSM 850 & CDMA BC0 & WCDMA Band5 & LTE Band 5 & 26_814-849_30MHz-10GHz



Frequency (MHz)	Result (dBm)	Factor (dB)	PK Limit (dBm)	Over Limit (dB)	Table (o)	ANT	EUT	Verdict
31.746	-68.16	-17.50	-13.0	-55.16	176.00	Horizontal	Vertical	Pass
824.236	-53.75	2.22	-13.0	-40.75	97.00	Horizontal	Vertical	N/A
869.244	-50.17	2.38	-13.0	-37.17	123.00	Horizontal	Vertical	N/A
1648.800	-56.04	-5.85	-13.0	-43.04	101.00	Horizontal	Vertical	Pass
2472.900	-47.64	-1.27	-13.0	-34.64	128.00	Horizontal	Vertical	Pass
8656.000	-42.50	13.51	-13.0	-29.50	-1.00	Horizontal	Vertical	Pass

RSE-V&V EGPRS 850 CH128

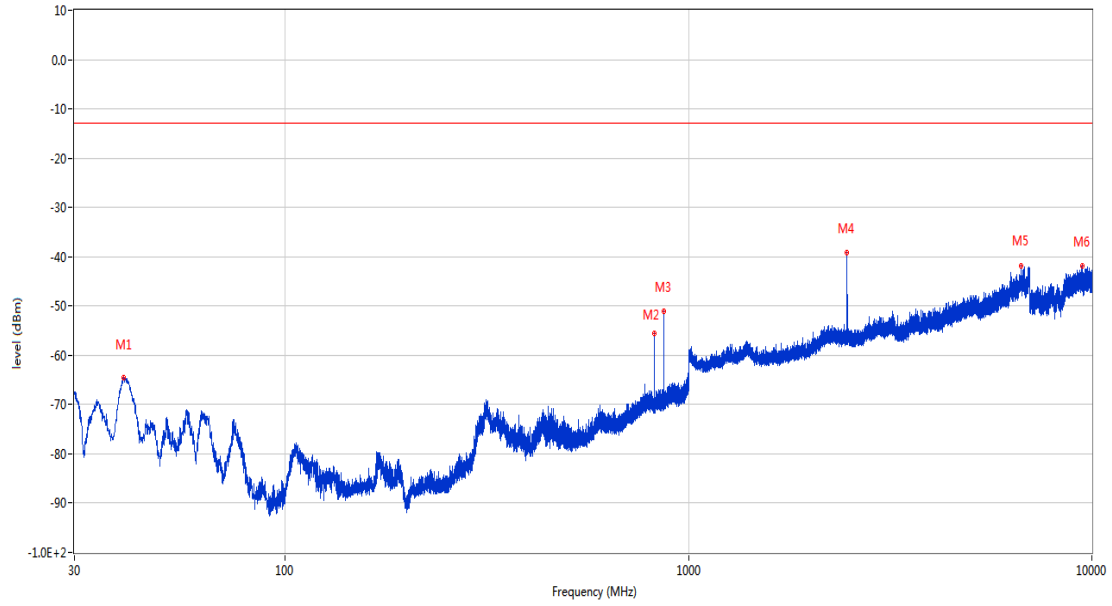
OPPO_RSE (RF) _ FCC PART22&24&27_GSM 850 & CDMA BC0 & WCDMA Band5 & LTE Band 5 & 26_814-849_30MHz-10GHz



Frequency (MHz)	Result (dBm)	Factor (dB)	PK Limit (dBm)	Over Limit (dB)	Table (o)	ANT	EUT	Verdict
40.670	-65.40	-18.09	-13.0	-52.40	73.00	Vertical	Vertical	Pass
824.188	-46.75	2.22	-13.0	-33.75	85.00	Vertical	Vertical	N/A
869.147	-51.23	2.38	-13.0	-38.23	22.00	Vertical	Vertical	N/A
1648.800	-56.13	-5.85	-13.0	-43.13	208.00	Vertical	Vertical	Pass
6978.800	-41.69	13.94	-13.0	-28.69	3.00	Vertical	Vertical	Pass
9471.849	-40.96	16.25	-13.0	-27.96	100.00	Vertical	Vertical	Pass

RSE-V&H EGPRS 850 CH128

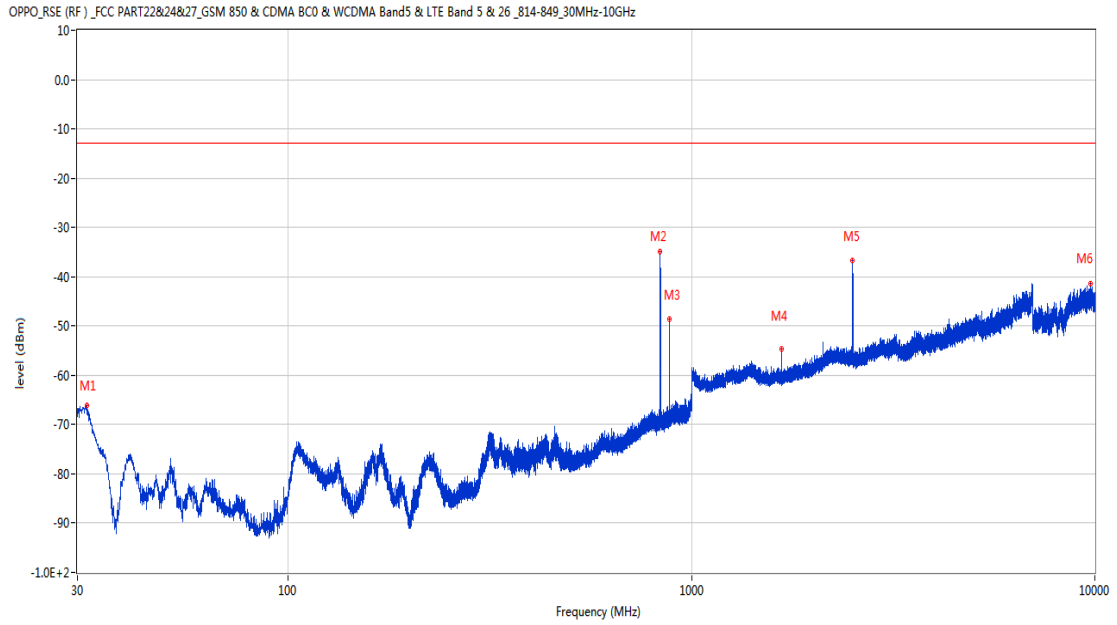
OPPO_RSE (RF)_FCC PART2&24&27_GSM 850 & CDMA BC0 & WCDMA Band5 & LTE Band 5 & 26_814-849_30MHz-10GHz



Frequency (MHz)	Result (dBm)	Factor (dB)	PK Limit (dBm)	Over Limit (dB)	Table (o)	ANT	EUT	Verdict
39.700	-64.60	-18.78	-13.0	-51.60	92.00	Vertical	Horizontal	Pass
824.139	-55.54	2.22	-13.0	-42.54	202.00	Vertical	Horizontal	N/A
869.292	-51.10	2.38	-13.0	-38.10	14.00	Vertical	Horizontal	N/A
2473.100	-39.13	-1.26	-13.0	-26.13	160.00	Vertical	Horizontal	Pass
6671.200	-41.90	11.63	-13.0	-28.90	309.00	Vertical	Horizontal	Pass
9460.450	-41.75	16.52	-13.0	-28.75	73.00	Vertical	Horizontal	Pass

16.2 EGPRS 850 Middle Channel

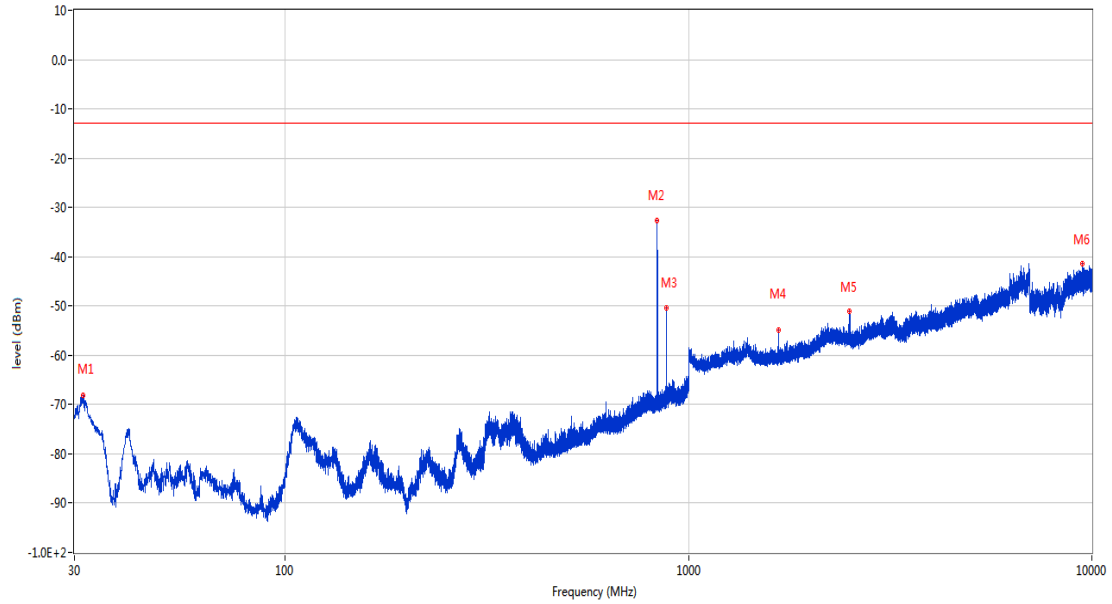
RSE-H&H EGPRS 850 CH190



Frequency (MHz)	Result (dBm)	Factor (dB)	PK Limit (dBm)	Over Limit (dB)	Table (o)	ANT	EUT	Verdict
31.601	-66.02	-17.87	-13.0	-53.02	166.00	Horizontal	Horizontal	Pass
836.604	-34.98	2.59	-13.0	-21.98	141.00	Horizontal	Horizontal	N/A
881.612	-48.70	2.81	-13.0	-35.70	257.00	Horizontal	Horizontal	N/A
1673.700	-54.67	-5.82	-13.0	-41.67	41.00	Horizontal	Horizontal	Pass
2510.200	-36.75	-0.99	-13.0	-23.75	118.00	Horizontal	Horizontal	Pass
9735.700	-41.51	16.17	-13.0	-28.51	101.00	Horizontal	Horizontal	Pass

RSE-H&V EGPRS 850 CH190

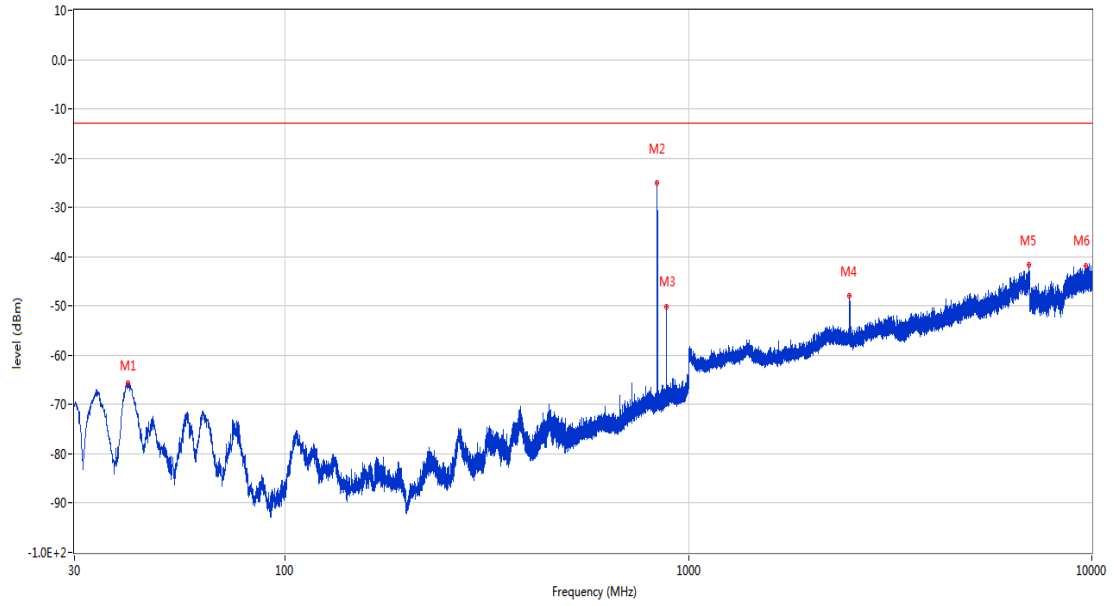
OPPO_RSE (RF) _FCC PART22&24&27_GSM 850 & CDMA BC0 & WCDMA Band5 & LTE Band 5 & 26_814-849_30MHz-10GHz



Frequency (MHz)	Result (dBm)	Factor (dB)	PK Limit (dBm)	Over Limit (dB)	Table (o)	ANT	EUT	Verdict
31.503	-68.21	-18.11	-13.0	-55.21	145.00	Horizontal	Vertical	Pass
836.604	-32.59	2.59	-13.0	-19.59	30.00	Horizontal	Vertical	N/A
881.563	-50.29	2.80	-13.0	-37.29	282.00	Horizontal	Vertical	N/A
1673.800	-54.94	-5.82	-13.0	-41.94	170.00	Horizontal	Vertical	Pass
2510.300	-51.15	-1.00	-13.0	-38.15	329.00	Horizontal	Vertical	Pass
9455.950	-41.50	16.61	-13.0	-28.50	23.00	Horizontal	Vertical	Pass

RSE-V&V EGPRS 850 CH190

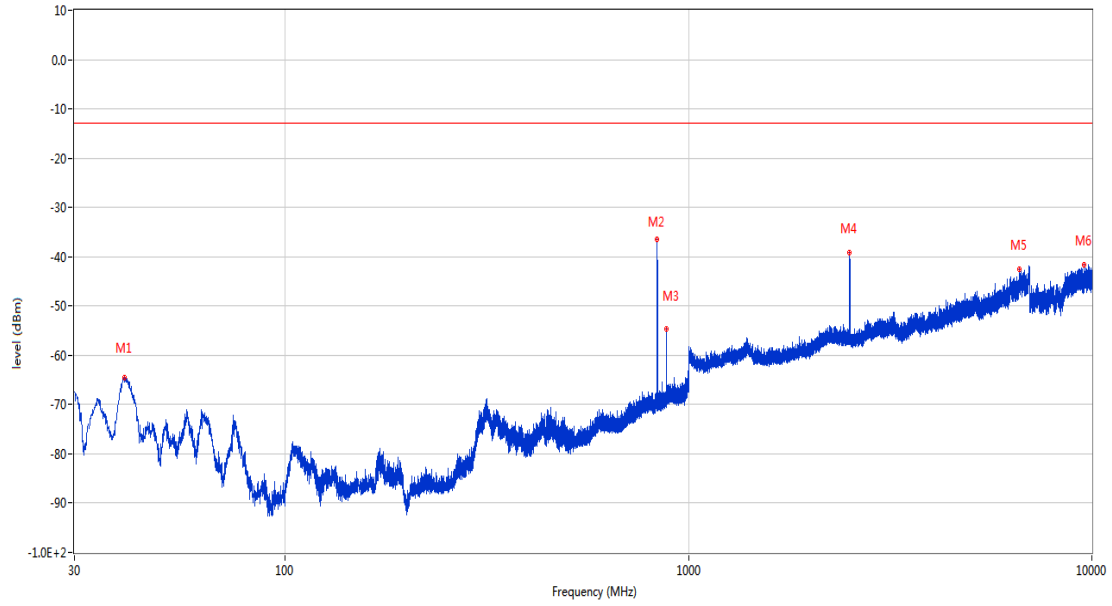
OPPO_RSE (RF) _ FCC PART22&24&27_GSM 850 & CDMA BC0 & WCDMA Band5 & LTE Band 5 & 26_814-849_30MHz-10GHz



Frequency (MHz)	Result (dBm)	Factor (dB)	PK Limit (dBm)	Over Limit (dB)	Table (o)	ANT	EUT	Verdict
40.718	-65.73	-18.05	-13.0	-52.73	100.00	Vertical	Vertical	Pass
836.604	-24.92	2.59	-13.0	-11.92	82.00	Vertical	Vertical	N/A
881.563	-50.20	2.80	-13.0	-37.20	21.00	Vertical	Vertical	N/A
2510.400	-47.90	-1.02	-13.0	-34.90	70.00	Vertical	Vertical	Pass
6985.000	-41.71	13.71	-13.0	-28.71	278.00	Vertical	Vertical	Pass
9665.350	-41.85	16.66	-13.0	-28.85	120.00	Vertical	Vertical	Pass

RSE-V&H EGPRS 850 CH190

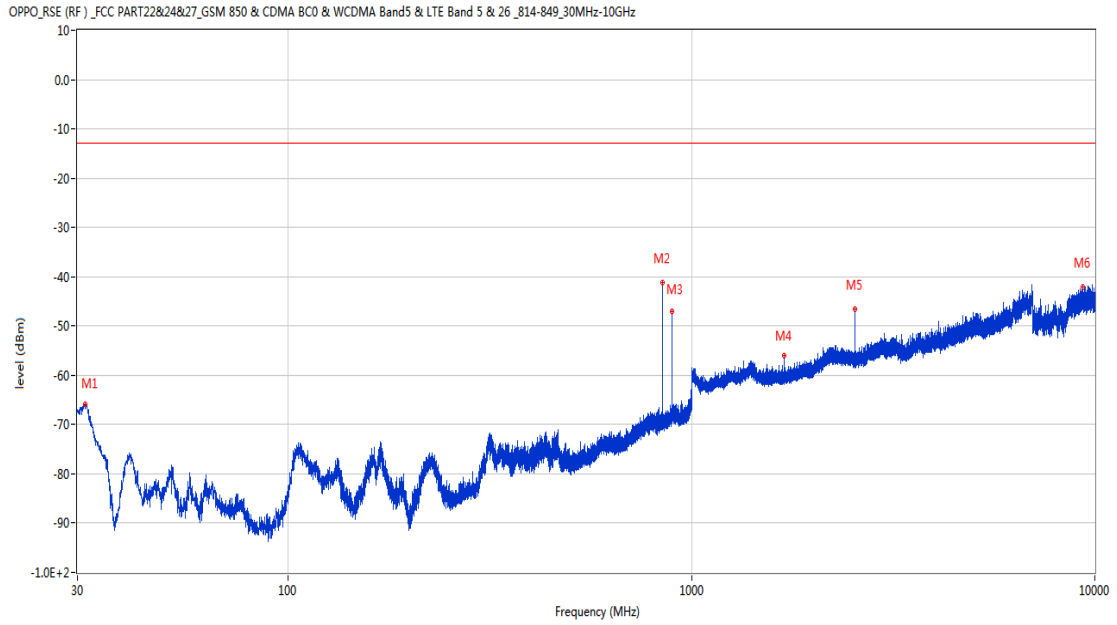
OPPO_RSE (RF) _ FCC PART22&24&27_GSM 850 & CDMA BC0 & WCDMA Band5 & LTE Band 5 & 26_814-849_30MHz-10GHz



Frequency (MHz)	Result (dBm)	Factor (dB)	PK Limit (dBm)	Over Limit (dB)	Table (o)	ANT	EUT	Verdict
39.894	-64.58	-18.66	-13.0	-51.58	56.00	Vertical	Horizontal	Pass
836.652	-36.43	2.60	-13.0	-23.43	359.00	Vertical	Horizontal	N/A
881.660	-54.74	2.81	-13.0	-41.74	269.00	Vertical	Horizontal	N/A
2510.200	-39.14	-0.99	-13.0	-26.14	153.00	Vertical	Horizontal	Pass
6604.800	-42.56	12.09	-13.0	-29.56	56.00	Vertical	Horizontal	Pass
9586.750	-41.68	15.97	-13.0	-28.68	127.00	Vertical	Horizontal	Pass

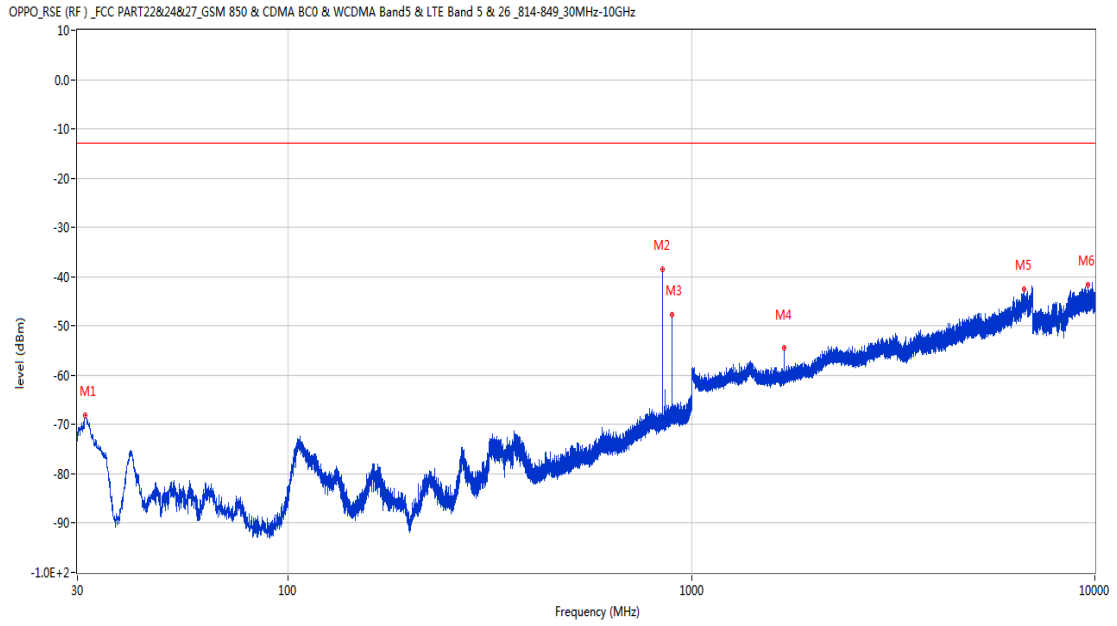
16.3 EGPRS 850 High Channel

RSE-H&H EGPRS 850 CH251



Frequency (MHz)	Result (dBm)	Factor (dB)	PK Limit (dBm)	Over Limit (dB)	Table (o)	ANT	EUT	Verdict
31.358	-65.92	-18.48	-13.0	-52.92	209.00	Horizontal	Horizontal	Pass
848.777	-41.21	2.47	-13.0	-28.21	133.00	Horizontal	Horizontal	N/A
893.737	-47.04	3.53	-13.0	-34.04	269.00	Horizontal	Horizontal	N/A
1698.500	-55.99	-5.65	-13.0	-42.99	276.00	Horizontal	Horizontal	Pass
2546.900	-46.64	-1.29	-13.0	-33.64	131.00	Horizontal	Horizontal	Pass
9320.500	-42.17	15.67	-13.0	-29.17	172.00	Horizontal	Horizontal	Pass

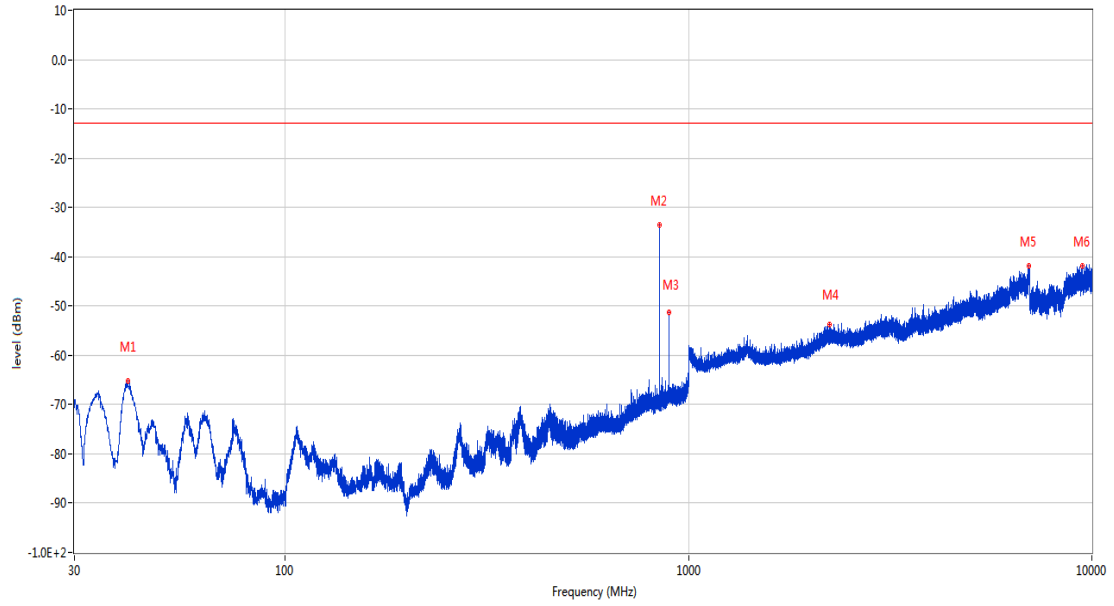
RSE-H&V EGPRS 850 CH251



Frequency (MHz)	Result (dBm)	Factor (dB)	PK Limit (dBm)	Over Limit (dB)	Table (o)	ANT	EUT	Verdict
31.358	-68.19	-18.48	-13.0	-55.19	115.00	Horizontal	Vertical	Pass
848.825	-38.48	2.47	-13.0	-25.48	103.00	Horizontal	Vertical	N/A
893.833	-47.73	3.53	-13.0	-34.73	281.00	Horizontal	Vertical	N/A
1697.800	-54.49	-5.62	-13.0	-41.49	155.00	Horizontal	Vertical	Pass
6674.000	-42.62	11.65	-13.0	-29.62	170.00	Horizontal	Vertical	Pass
9632.500	-41.65	16.29	-13.0	-28.65	150.00	Horizontal	Vertical	Pass

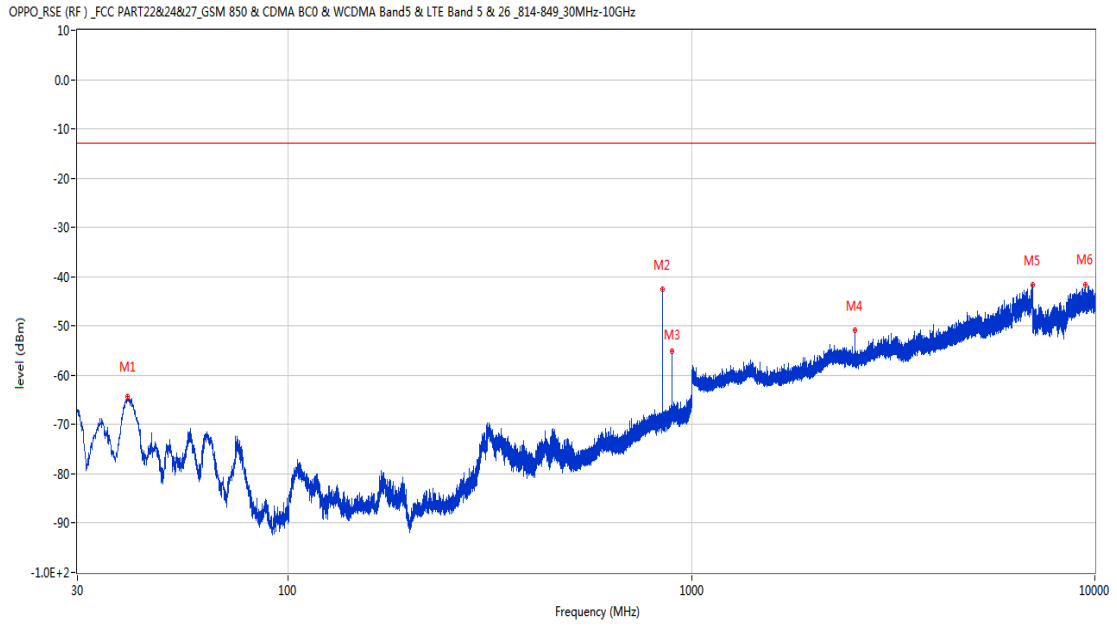
RSE-V&V EGPRS 850 CH251

OPPO_RSE (RF) _ FCC PART22&24&27_GSM 850 & CDMA BC0 & WCDMA Band5 & LTE Band 5 & 26_814-849_30MHz-10GHz



Frequency (MHz)	Result (dBm)	Factor (dB)	PK Limit (dBm)	Over Limit (dB)	Table (o)	ANT	EUT	Verdict
40.670	-65.27	-18.09	-13.0	-52.27	69.00	Vertical	Vertical	Pass
848.825	-33.55	2.47	-13.0	-20.55	136.00	Vertical	Vertical	N/A
893.785	-51.37	3.53	-13.0	-38.37	13.00	Vertical	Vertical	N/A
2241.400	-53.71	-1.53	-13.0	-40.71	301.00	Vertical	Vertical	Pass
6995.000	-41.90	13.57	-13.0	-28.90	135.00	Vertical	Vertical	Pass
9454.000	-41.83	16.66	-13.0	-28.83	309.00	Vertical	Vertical	Pass

RSE-V&H EGPRS 850 CH251

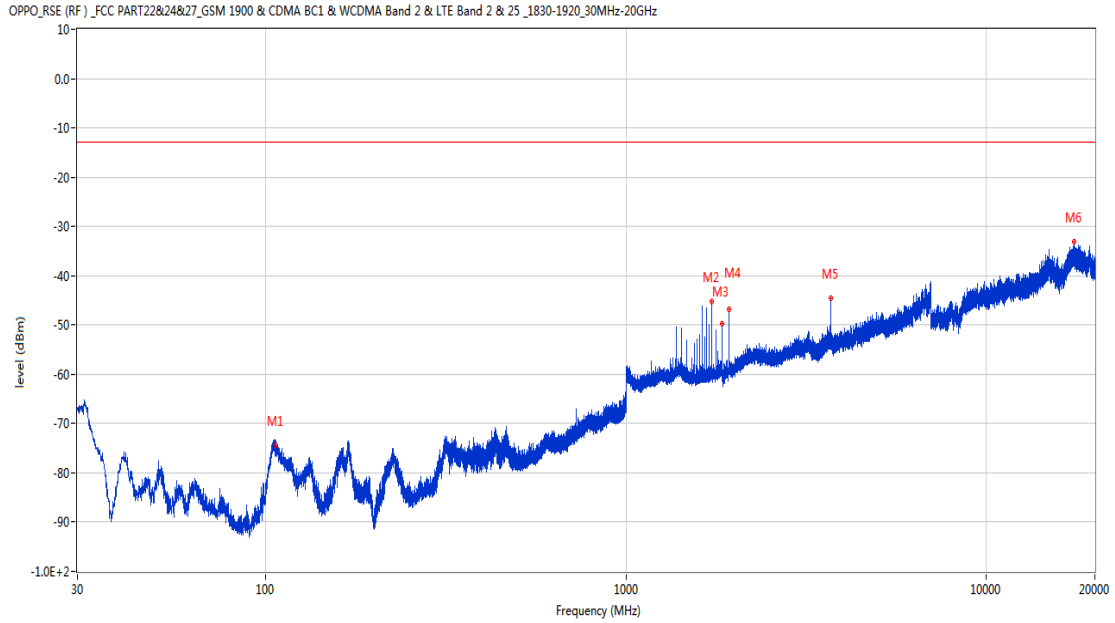


Frequency (MHz)	Result (dBm)	Factor (dB)	PK Limit (dBm)	Over Limit (dB)	Table (o)	ANT	EUT	Verdict
39.991	-64.29	-18.60	-13.0	-51.29	84.00	Vertical	Horizontal	Pass
848.874	-42.63	2.46	-13.0	-29.63	186.00	Vertical	Horizontal	N/A
893.833	-55.11	3.53	-13.0	-42.11	275.00	Vertical	Horizontal	N/A
2546.700	-50.88	-1.29	-13.0	-37.88	186.00	Vertical	Horizontal	Pass
6997.400	-41.74	13.61	-13.0	-28.74	220.00	Vertical	Horizontal	Pass
9454.599	-41.72	16.64	-13.0	-28.72	227.00	Vertical	Horizontal	Pass

17 EGPRS 1900

17.1 EGPRS 1900 Low Channel

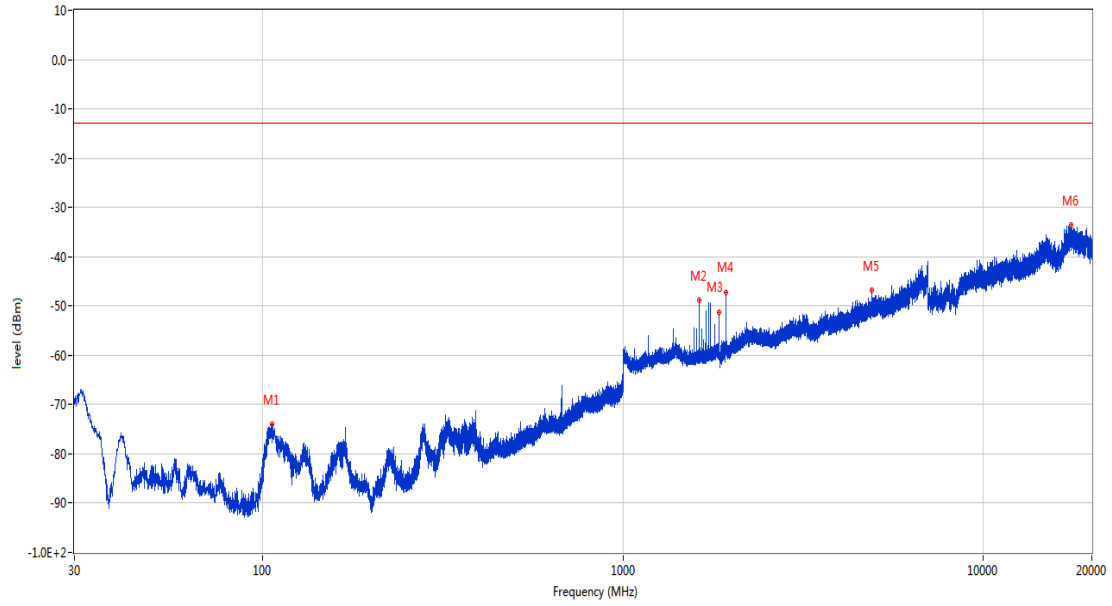
RSE-H&H EGPRS 1900 CH512



Frequency (MHz)	Result (dBm)	Factor (dB)	PK Limit (dBm)	Over Limit (dB)	Table (o)	ANT	EUT	Verdict
106.824	-74.50	-21.62	-13.0	-61.50	346.00	Horizontal	Horizontal	Pass
1725.100	-45.26	-5.52	-13.0	-32.26	194.00	Horizontal	Horizontal	Pass
1850.600	-49.79	-4.40	-13.0	-36.79	194.00	Horizontal	Horizontal	N/A
1930.500	-46.88	-3.80	-13.0	-33.88	212.00	Horizontal	Horizontal	N/A
3701.000	-44.63	4.95	-13.0	-31.63	302.00	Horizontal	Horizontal	Pass
17477.364	-33.12	21.70	-13.0	-20.12	195.00	Horizontal	Horizontal	Pass

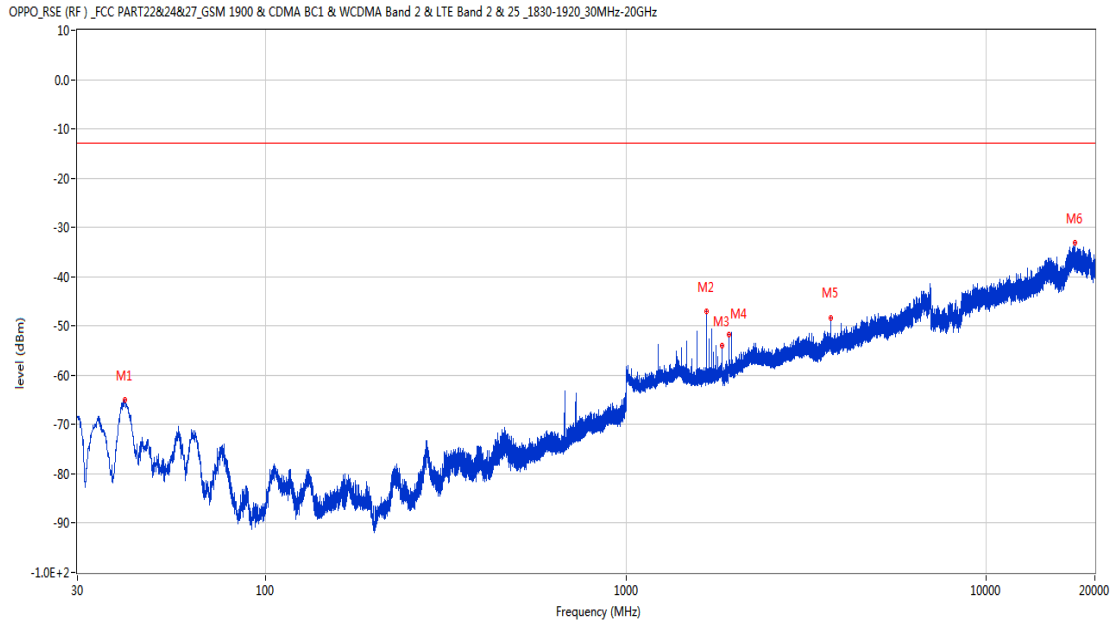
RSE-H&V EGPRS 1900 CH512

OPPO_RSE (RF) _ FCC PART22&24&27_GSM 1900 & CDMA BC1 & WCDMA Band 2 & LTE Band 2 & 25_1830-1920_30MHz-20GHz



Frequency (MHz)	Result (dBm)	Factor (dB)	PK Limit (dBm)	Over Limit (dB)	Table (o)	ANT	EUT	Verdict
105.805	-74.02	-21.68	-13.0	-61.02	360.00	Horizontal	Vertical	Pass
1626.100	-48.87	-5.86	-13.0	-35.87	0.00	Horizontal	Vertical	Pass
1850.600	-51.35	-4.40	-13.0	-38.35	348.00	Horizontal	Vertical	N/A
1930.600	-47.25	-3.80	-13.0	-34.25	136.00	Horizontal	Vertical	N/A
4910.000	-46.84	7.78	-13.0	-33.84	200.00	Horizontal	Vertical	Pass
17564.000	-33.46	22.41	-13.0	-20.46	360.00	Horizontal	Vertical	Pass

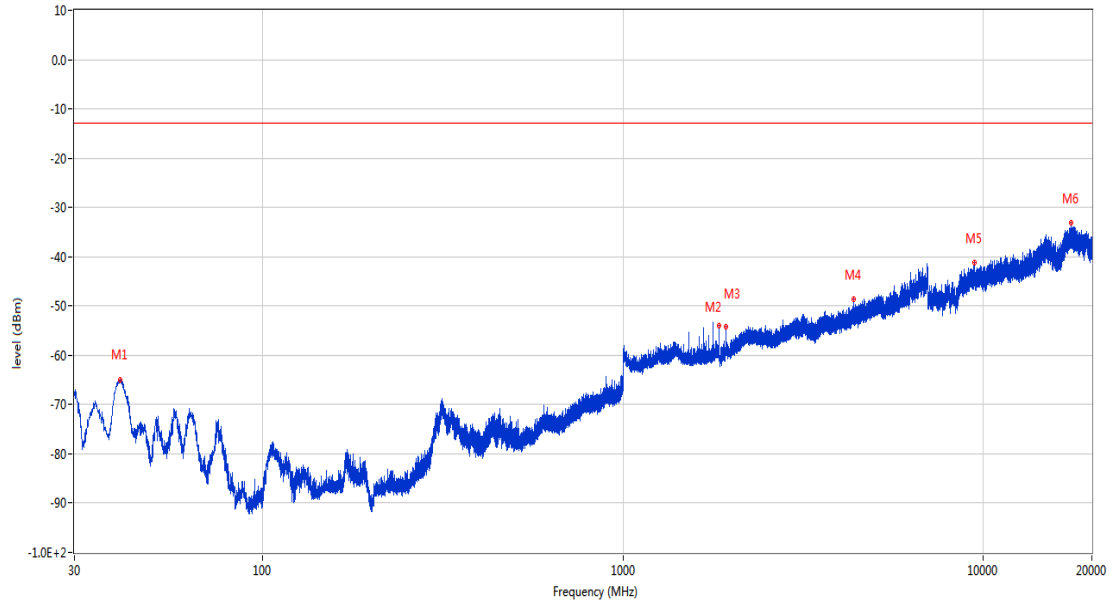
RSE-V&V EGPRS 1900 CH512



Frequency (MHz)	Result (dBm)	Factor (dB)	PK Limit (dBm)	Over Limit (dB)	Table (o)	ANT	EUT	Verdict
40.621	-64.99	-18.15	-13.0	-51.99	60.00	Vertical	Vertical	Pass
1675.400	-47.09	-5.73	-13.0	-34.09	97.00	Vertical	Vertical	Pass
1850.500	-53.90	-4.40	-13.0	-40.90	156.00	Vertical	Vertical	N/A
1930.700	-51.83	-3.80	-13.0	-38.83	54.00	Vertical	Vertical	N/A
3701.200	-48.36	4.93	-13.0	-35.36	288.00	Vertical	Vertical	Pass
17621.275	-33.12	21.76	-13.0	-20.12	301.00	Vertical	Vertical	Pass

RSE-V&H EGPRS 1900 CH512

OPPO_RSE (RF) _FCC PART2&24&27_GSM 1900 & CDMA BCL & WCDMA Band 2 & LTE Band 2 & 25_1830-1920_30MHz-20GHz

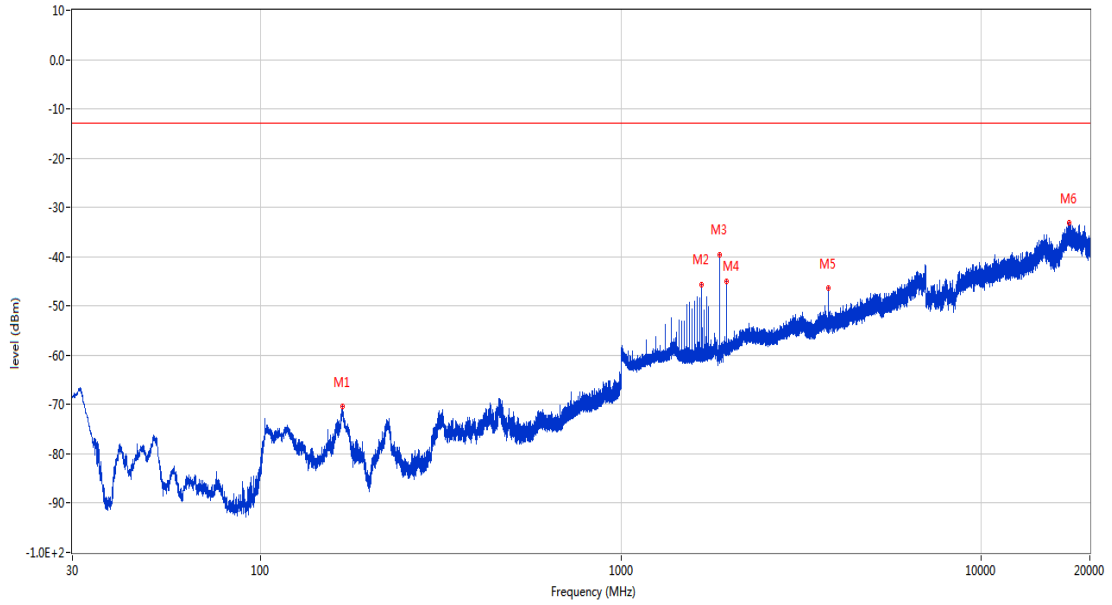


Frequency (MHz)	Result (dBm)	Factor (dB)	PK Limit (dBm)	Over Limit (dB)	Table (o)	ANT	EUT	Verdict
40.185	-64.91	-18.48	-13.0	-51.91	91.00	Vertical	Horizontal	Pass
1850.600	-54.04	-4.40	-13.0	-41.04	49.00	Vertical	Horizontal	N/A
1930.700	-54.31	-3.80	-13.0	-41.31	145.00	Vertical	Horizontal	N/A
4365.000	-48.66	6.66	-13.0	-35.66	299.00	Vertical	Horizontal	Pass
9438.862	-41.08	16.45	-13.0	-28.08	0.00	Vertical	Horizontal	Pass
17473.012	-33.11	21.71	-13.0	-20.11	66.00	Vertical	Horizontal	Pass

17.2 EGPRS 1900 Middle Channel

RSE-H&H EGPRS 1900 CH661

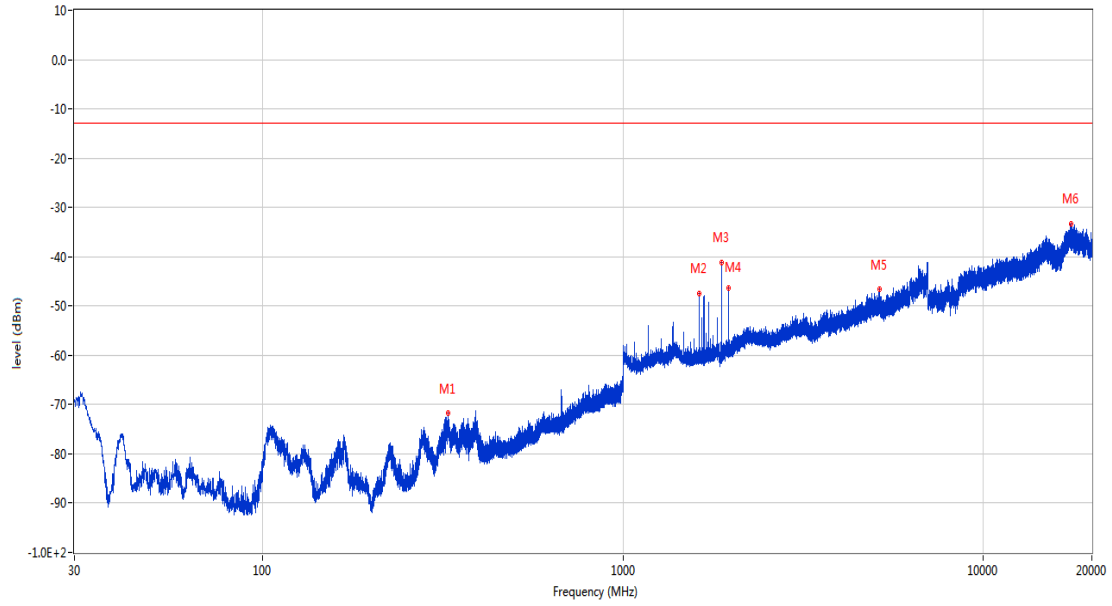
OPPO_RSE (RF) _FCC PART22&24&27_GSM 1900 & CDMA BC1 & WCDMA Band 2 & LTE Band 2 & 25_1830-1920_30MHz-20GHz



Frequency (MHz)	Result (dBm)	Factor (dB)	PK Limit (dBm)	Over Limit (dB)	Table (o)	ANT	EUT	Verdict
168.419	-70.37	-15.21	-13.0	-57.37	327.00	Horizontal	Horizontal	Pass
1675.500	-45.57	-5.73	-13.0	-32.57	9.00	Horizontal	Horizontal	Pass
1880.400	-39.66	-4.03	-13.0	-26.66	177.00	Horizontal	Horizontal	N/A
1960.500	-45.03	-4.69	-13.0	-32.03	200.00	Horizontal	Horizontal	N/A
3760.600	-46.44	3.73	-13.0	-33.44	348.00	Horizontal	Horizontal	Pass
17558.198	-33.15	22.48	-13.0	-20.15	309.00	Horizontal	Horizontal	Pass

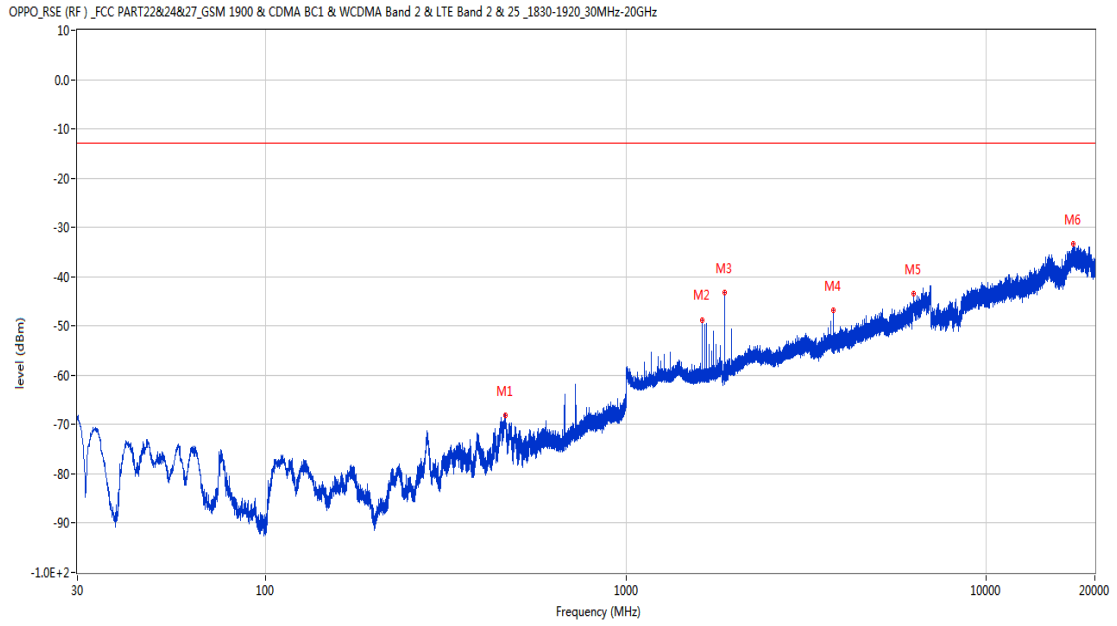
RSE-H&V EGPRS 1900 CH661

OPPO_RSE (RF) _ FCC PART22&24&27_GSM 1900 & CDMA BC1 & WCDMA Band 2 & LTE Band 2 & 25_1830-1920_30MHz-20GHz



Frequency (MHz)	Result (dBm)	Factor (dB)	PK Limit (dBm)	Over Limit (dB)	Table (o)	ANT	EUT	Verdict
325.898	-71.79	-11.32	-13.0	-58.79	22.00	Horizontal	Vertical	Pass
1625.100	-47.36	-5.87	-13.0	-34.36	0.00	Horizontal	Vertical	Pass
1880.400	-41.20	-4.03	-13.0	-28.20	360.00	Horizontal	Vertical	N/A
1960.500	-46.40	-4.69	-13.0	-33.40	134.00	Horizontal	Vertical	N/A
5147.800	-46.62	7.48	-13.0	-33.62	12.00	Horizontal	Vertical	Pass
17564.725	-33.42	22.40	-13.0	-20.42	188.00	Horizontal	Vertical	Pass

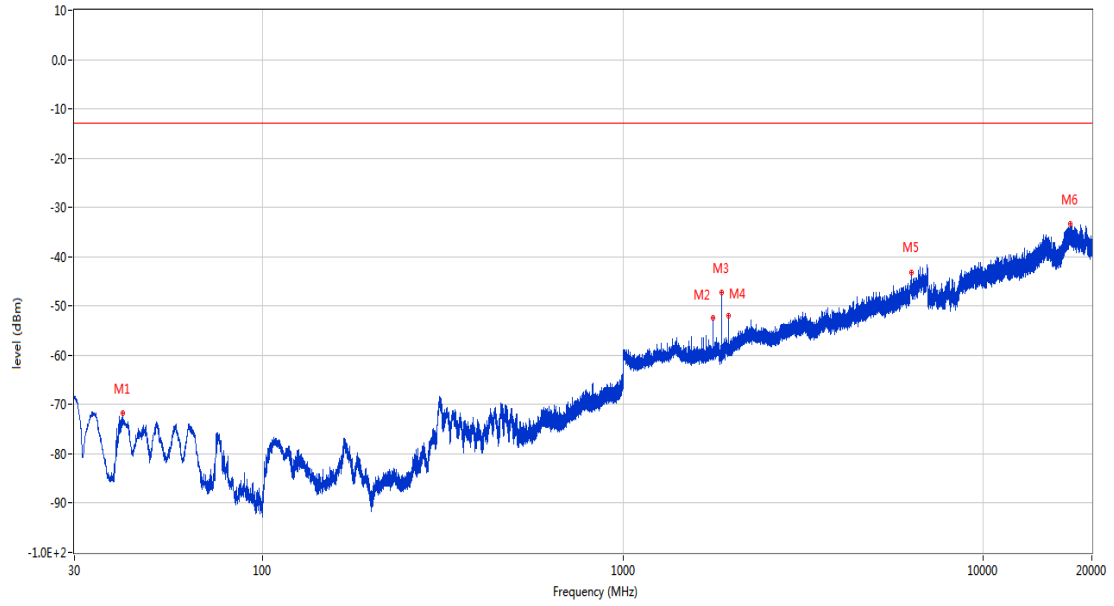
RSE-V&V EGPRS 1900 CH661



Frequency (MHz)	Result (dBm)	Factor (dB)	PK Limit (dBm)	Over Limit (dB)	Table (o)	ANT	EUT	Verdict
462.620	-68.13	-8.15	-13.0	-55.13	117.00	Vertical	Vertical	Pass
1626.500	-48.73	-5.87	-13.0	-35.73	85.00	Vertical	Vertical	N/A
1880.400	-43.25	-4.03	-13.0	-30.25	29.00	Vertical	Vertical	Pass
3760.200	-46.88	3.70	-13.0	-33.88	214.00	Vertical	Vertical	Pass
6276.400	-43.49	11.19	-13.0	-30.49	135.00	Vertical	Vertical	Pass
17387.463	-33.33	22.41	-13.0	-20.33	262.00	Vertical	Vertical	Pass

RSE-V&H EGPRS 1900 CH661

OPPO_RSE (RF) _ FCC PART22&24&27_GSM 1900 & CDMA BC1 & WCDMA Band 2 & LTE Band 2 & 25_1830-1920_30MHz-20GHz

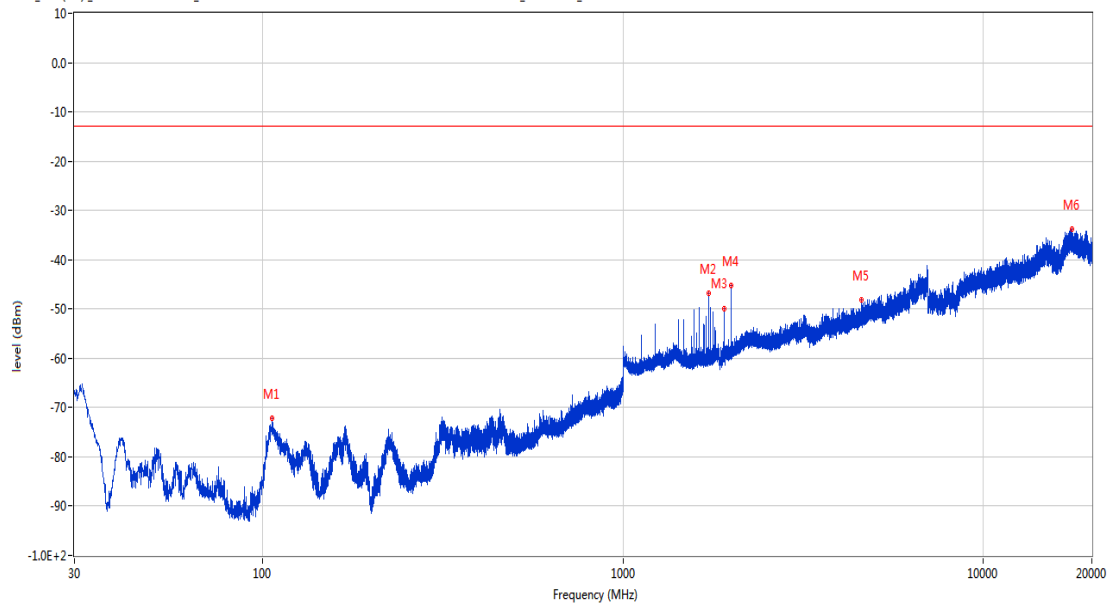


Frequency (MHz)	Result (dBm)	Factor (dB)	PK Limit (dBm)	Over Limit (dB)	Table (o)	ANT	EUT	Verdict
40.767	-71.60	-18.04	-13.0	-58.60	125.00	Vertical	Horizontal	Pass
1775.800	-52.35	-5.32	-13.0	-39.35	112.00	Vertical	Horizontal	Pass
1880.400	-47.24	-4.03	-13.0	-34.24	97.00	Vertical	Horizontal	N/A
1960.400	-51.93	-4.69	-13.0	-38.93	216.00	Vertical	Horizontal	N/A
6313.600	-43.30	10.08	-13.0	-30.30	284.00	Vertical	Horizontal	Pass
17440.025	-33.41	22.15	-13.0	-20.41	126.00	Vertical	Horizontal	Pass

17.3 EGPRS 1900 High Channel

RSE-H&H EGPRS 1900 CH810

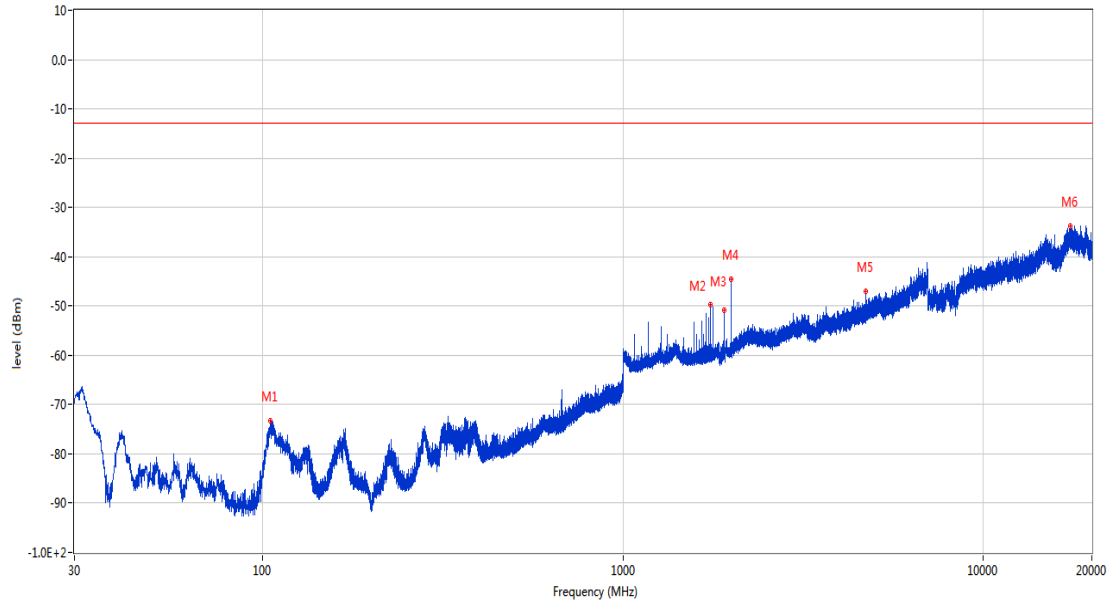
OPPO_RSE (RF) _FCC PART22&24&27_GSM 1900 & CDMA BC1 & WCDMA Band 2 & LTE Band 2 & 25 _1830-1920_30MHz-20GHz



Frequency (MHz)	Result (dBm)	Factor (dB)	PK Limit (dBm)	Over Limit (dB)	Table (o)	ANT	EUT	Verdict
106.290	-72.17	-21.65	-13.0	-59.17	360.00	Horizontal	Horizontal	Pass
1725.300	-46.88	-5.52	-13.0	-33.88	25.00	Horizontal	Horizontal	Pass
1910.200	-49.89	-3.79	-13.0	-36.89	174.00	Horizontal	Horizontal	N/A
1990.300	-45.25	-4.41	-13.0	-32.25	207.00	Horizontal	Horizontal	N/A
4594.400	-48.11	6.34	-13.0	-35.11	250.00	Horizontal	Horizontal	Pass
17640.849	-33.68	21.37	-13.0	-20.68	191.00	Horizontal	Horizontal	Pass

RSE-H&V EGPRS 1900 CH810

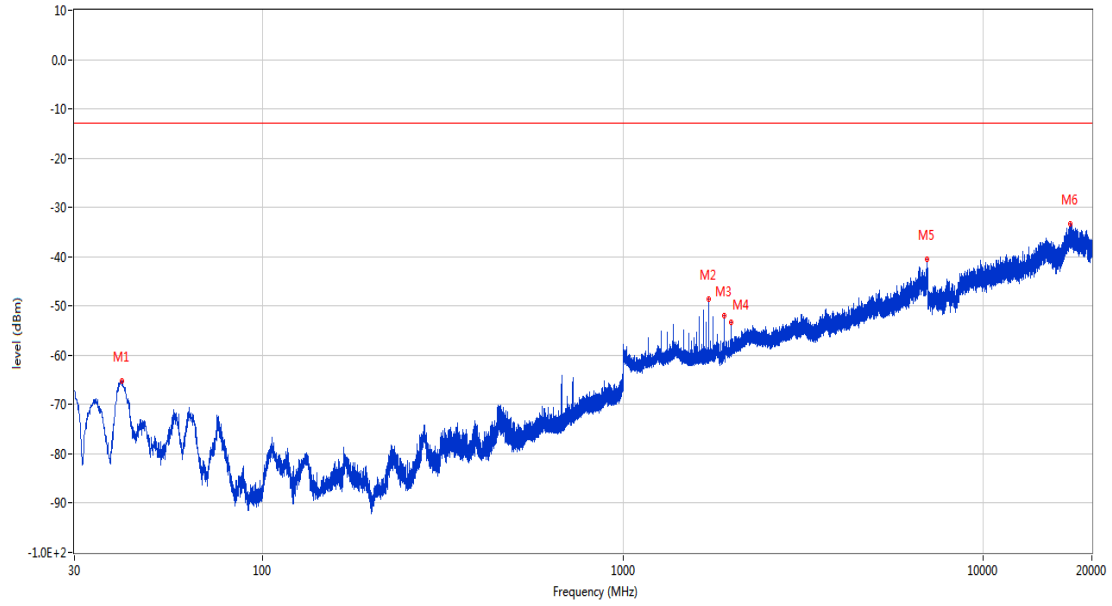
OPPO_RSE (RF) _ FCC PART22&24&27_GSM 1900 & CDMA BC1 & WCDMA Band 2 & LTE Band 2 & 25_1830-1920_30MHz-20GHz



Frequency (MHz)	Result (dBm)	Factor (dB)	PK Limit (dBm)	Over Limit (dB)	Table (o)	ANT	EUT	Verdict
105.175	-73.23	-21.73	-13.0	-60.23	360.00	Horizontal	Vertical	Pass
1749.600	-49.66	-5.57	-13.0	-36.66	360.00	Horizontal	Vertical	Pass
1910.300	-50.86	-3.79	-13.0	-37.86	360.00	Horizontal	Vertical	N/A
1990.200	-44.55	-4.42	-13.0	-31.55	137.00	Horizontal	Vertical	N/A
4709.000	-46.91	6.10	-13.0	-33.91	228.00	Horizontal	Vertical	Pass
17400.150	-33.72	22.72	-13.0	-20.72	360.00	Horizontal	Vertical	Pass

RSE-V&V EGPRS 1900 CH810

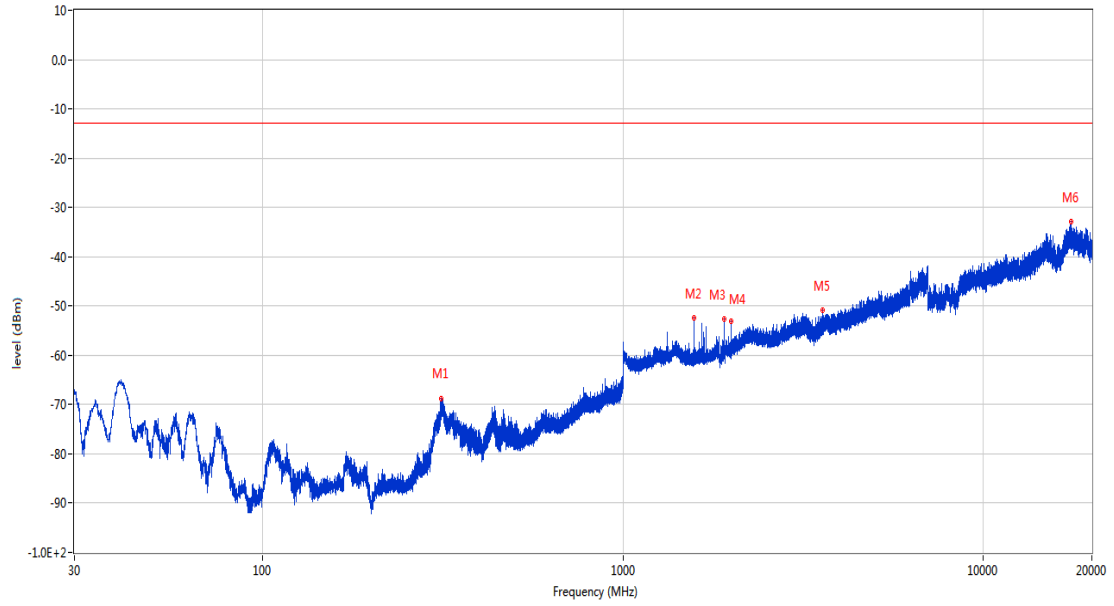
OPPO_RSE (RF) _ FCC PART22&24&27_GSM 1900 & CDMA BC1 & WCDMA Band 2 & LTE Band 2 & 25_1830-1920_30MHz-20GHz



Frequency (MHz)	Result (dBm)	Factor (dB)	PK Limit (dBm)	Over Limit (dB)	Table (o)	ANT	EUT	Verdict
40.525	-65.19	-18.23	-13.0	-52.19	89.00	Vertical	Vertical	Pass
1726.200	-48.56	-5.50	-13.0	-35.56	331.00	Vertical	Vertical	Pass
1910.100	-52.04	-3.79	-13.0	-39.04	19.00	Vertical	Vertical	N/A
1990.200	-53.28	-4.42	-13.0	-40.28	346.00	Vertical	Vertical	N/A
6983.600	-40.44	13.84	-13.0	-27.44	91.00	Vertical	Vertical	Pass
17419.725	-33.40	22.65	-13.0	-20.40	267.00	Vertical	Vertical	Pass

RSE-V&H EGPRS 1900 CH810

OPPO_RSE (RF) _ FCC PART22&24&27_GSM 1900 & CDMA BCL & WCDMA Band 2 & LTE Band 2 & 25_1830-1920_30MHz-20GHz

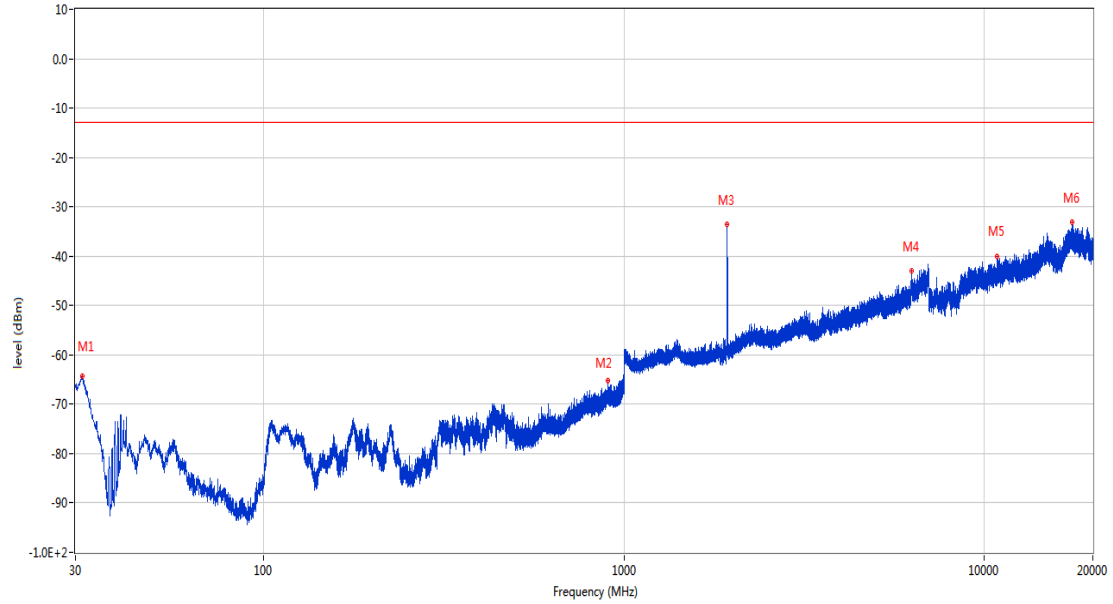


Frequency (MHz)	Result (dBm)	Factor (dB)	PK Limit (dBm)	Over Limit (dB)	Table (o)	ANT	EUT	Verdict
313.289	-68.70	-11.94	-13.0	-55.70	0.00	Vertical	Horizontal	Pass
1575.600	-52.46	-5.83	-13.0	-39.46	146.00	Vertical	Horizontal	Pass
1910.300	-52.74	-3.79	-13.0	-39.74	92.00	Vertical	Horizontal	N/A
1990.300	-53.13	-4.41	-13.0	-40.13	233.00	Vertical	Horizontal	N/A
3580.000	-50.87	3.54	-13.0	-37.87	239.00	Vertical	Horizontal	Pass
17551.313	-32.92	22.51	-13.0	-19.92	106.00	Vertical	Horizontal	Pass

WCDMA
 18 WCDMA Band 2
 18.1 WCDMA Band 2 Low Channel

RSE-H&H WCDMA Band 2 CH9262

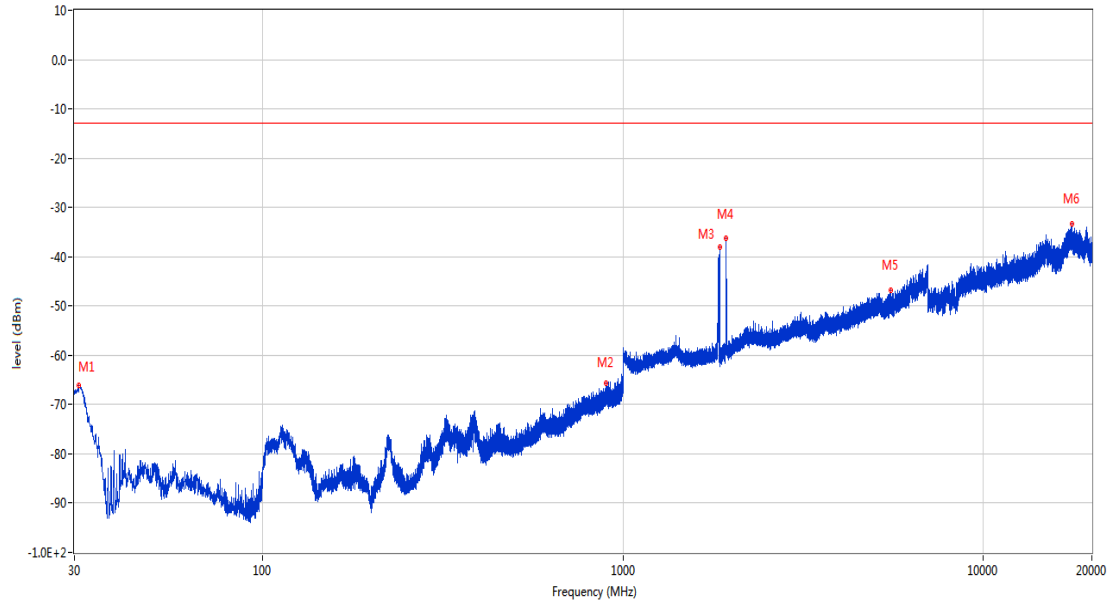
OPPO_RSE (RF) _FCC PART22&24&27_GSM 1900 & CDMA BC1 & WCDMA Band 2 & LTE Band 2 & 25_1830-1920_30MHz-20GHz



Frequency (MHz)	Result (dBm)	Factor (dB)	PK Limit (dBm)	Over Limit (dB)	Table (o)	ANT	EUT	Verdict
31.309	-64.22	-18.57	-13.0	-51.22	129.00	Horizontal	Horizontal	Pass
899.945	-65.20	3.60	-13.0	-52.20	171.00	Horizontal	Horizontal	Pass
1932.500	-33.44	-3.80	-13.0	-20.44	226.00	Horizontal	Horizontal	N/A
6296.200	-42.92	11.21	-13.0	-29.92	255.00	Horizontal	Horizontal	Pass
10857.962	-40.07	17.55	-13.0	-27.07	60.00	Horizontal	Horizontal	Pass
17478.089	-33.02	21.70	-13.0	-20.02	79.00	Horizontal	Horizontal	Pass

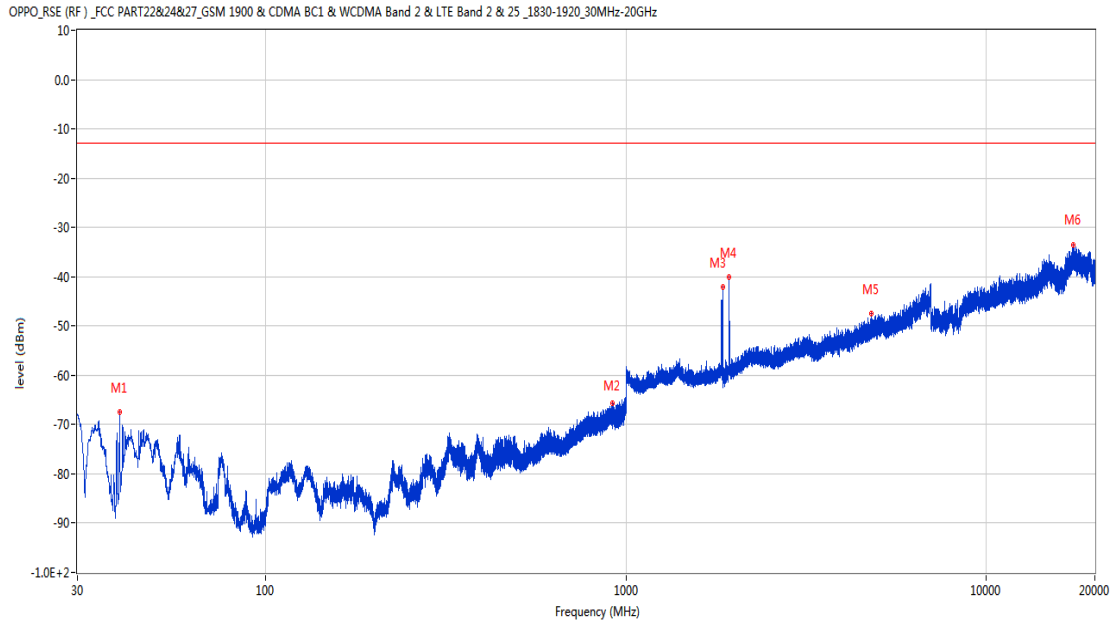
RSE-H&V WCDMA Band 2 CH9262

OPPO_RSE (RF) _ FCC PART22&24&27_GSM 1900 & CDMA BC1 & WCDMA Band 2 & LTE Band 2 & 25_1830-1920_30MHz-20GHz



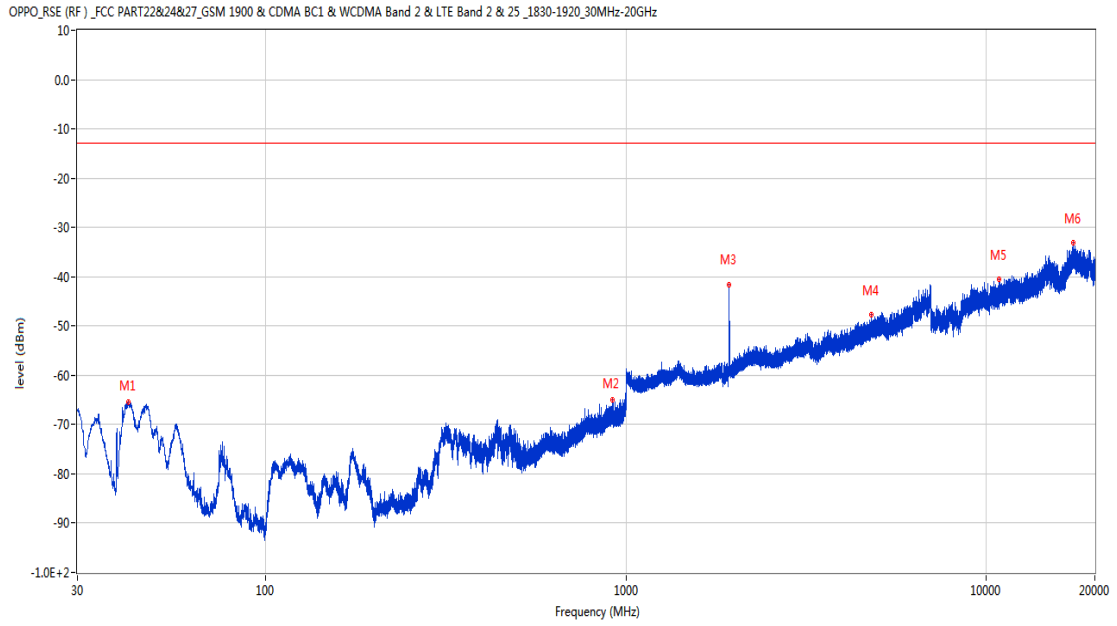
Frequency (MHz)	Result (dBm)	Factor (dB)	PK Limit (dBm)	Over Limit (dB)	Table (o)	ANT	EUT	Verdict
30.776	-66.15	-19.38	-13.0	-53.15	191.00	Horizontal	Vertical	Pass
898.586	-65.76	3.58	-13.0	-52.76	268.00	Horizontal	Vertical	Pass
1853.500	-38.06	-4.36	-13.0	-25.06	-1.00	Horizontal	Vertical	N/A
1931.600	-36.31	-3.80	-13.0	-23.31	129.00	Horizontal	Vertical	N/A
5527.600	-46.87	7.63	-13.0	-33.87	46.00	Horizontal	Vertical	Pass
17610.400	-33.31	21.88	-13.0	-20.31	127.00	Horizontal	Vertical	Pass

RSE-V&V WCDMA Band 2 CH9262



Frequency (MHz)	Result (dBm)	Factor (dB)	PK Limit (dBm)	Over Limit (dB)	Table (o)	ANT	EUT	Verdict
39.312	-67.51	-19.08	-13.0	-54.51	199.00	Vertical	Vertical	Pass
918.762	-65.72	3.42	-13.0	-52.72	91.00	Vertical	Vertical	Pass
1853.700	-42.13	-4.36	-13.0	-29.13	175.00	Vertical	Vertical	N/A
1932.500	-40.13	-3.80	-13.0	-27.13	32.00	Vertical	Vertical	N/A
4802.600	-47.52	7.59	-13.0	-34.52	62.00	Vertical	Vertical	Pass
17459.964	-33.66	21.75	-13.0	-20.66	-3.00	Vertical	Vertical	Pass

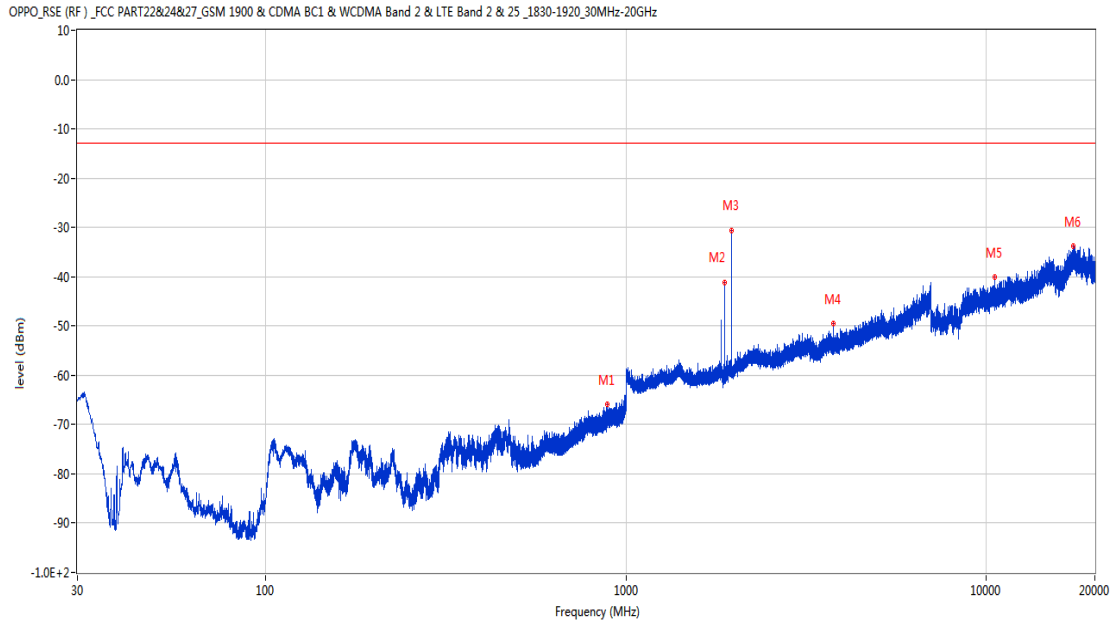
RSE-V&H WCDMA Band 2 CH9262



Frequency (MHz)	Result (dBm)	Factor (dB)	PK Limit (dBm)	Over Limit (dB)	Table (o)	ANT	EUT	Verdict
41.495	-65.45	-17.59	-13.0	-52.45	12.00	Vertical	Horizontal	Pass
915.222	-65.08	3.49	-13.0	-52.08	82.00	Vertical	Horizontal	Pass
1932.500	-41.74	-3.80	-13.0	-28.74	308.00	Vertical	Horizontal	N/A
4796.600	-47.72	7.53	-13.0	-34.72	68.00	Vertical	Horizontal	Pass
10865.150	-40.44	17.42	-13.0	-27.44	361.00	Vertical	Horizontal	Pass
17382.025	-33.06	22.27	-13.0	-20.06	-1.00	Vertical	Horizontal	Pass

18.2 WCDMA Band 2 Middle Channel

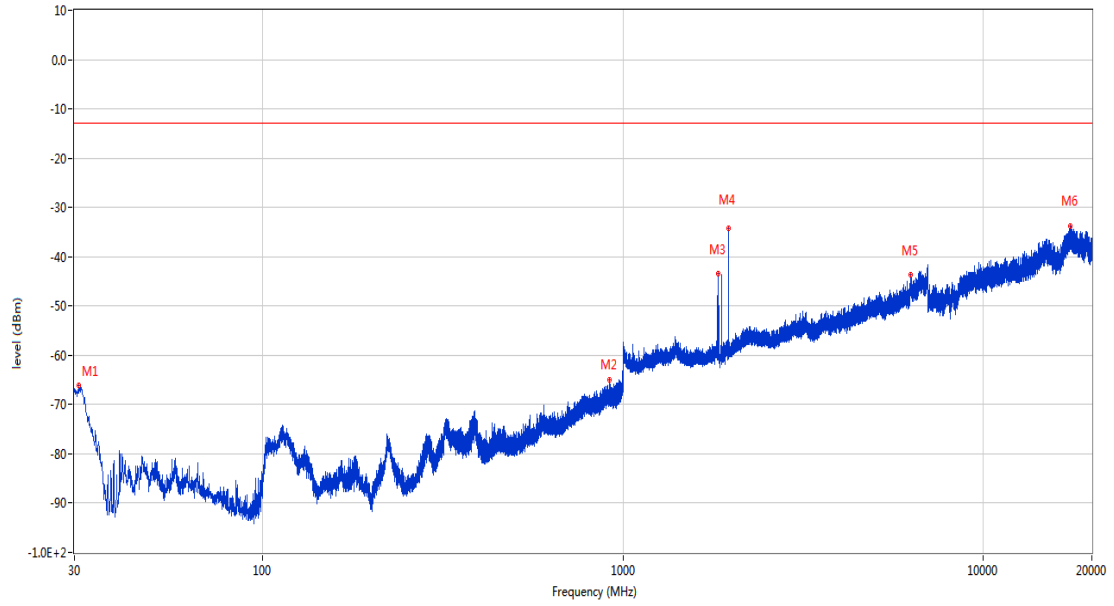
RSE-H&H WCDMA Band 2 CH9400



Frequency (MHz)	Result (dBm)	Factor (dB)	PK Limit (dBm)	Over Limit (dB)	Table (o)	ANT	EUT	Verdict
886.268	-65.86	2.91	-13.0	-52.86	29.00	Horizontal	Horizontal	Pass
1879.400	-41.17	-4.04	-13.0	-28.17	182.00	Horizontal	Horizontal	N/A
1960.000	-30.52	-4.68	-13.0	-17.52	231.00	Horizontal	Horizontal	N/A
3758.600	-49.60	3.61	-13.0	-36.60	309.00	Horizontal	Horizontal	Pass
10532.799	-40.14	16.27	-13.0	-27.14	361.00	Horizontal	Horizontal	Pass
17470.114	-33.81	21.72	-13.0	-20.81	215.00	Horizontal	Horizontal	Pass

RSE-H&V WCDMA Band 2 CH9400

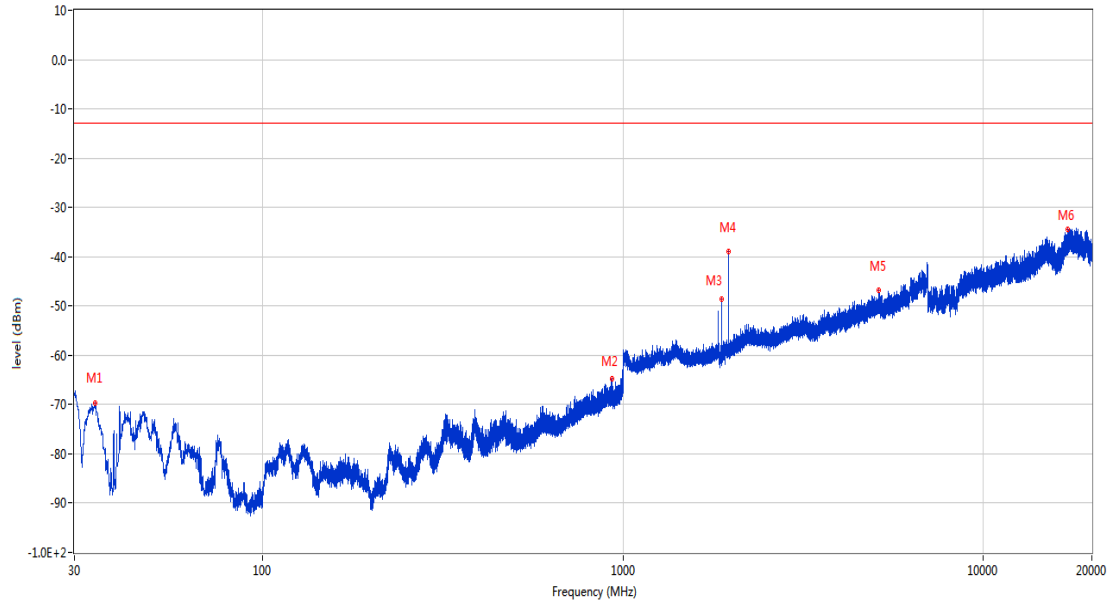
OPPO_RSE (RF) _ FCC PART22&24&27_GSM 1900 & CDMA BC1 & WCDMA Band 2 & LTE Band 2 & 25_1830-1920_30MHz-20GHz



Frequency (MHz)	Result (dBm)	Factor (dB)	PK Limit (dBm)	Over Limit (dB)	Table (o)	ANT	EUT	Verdict
30.776	-66.13	-19.38	-13.0	-53.13	95.00	Horizontal	Vertical	Pass
914.980	-65.09	3.48	-13.0	-52.09	95.00	Horizontal	Vertical	Pass
1840.800	-43.48	-4.43	-13.0	-30.48	353.00	Horizontal	Vertical	N/A
1960.000	-34.32	-4.68	-13.0	-21.32	144.00	Horizontal	Vertical	N/A
6295.800	-43.70	11.22	-13.0	-30.70	259.00	Horizontal	Vertical	Pass
17417.550	-33.82	22.66	-13.0	-20.82	361.00	Horizontal	Vertical	Pass

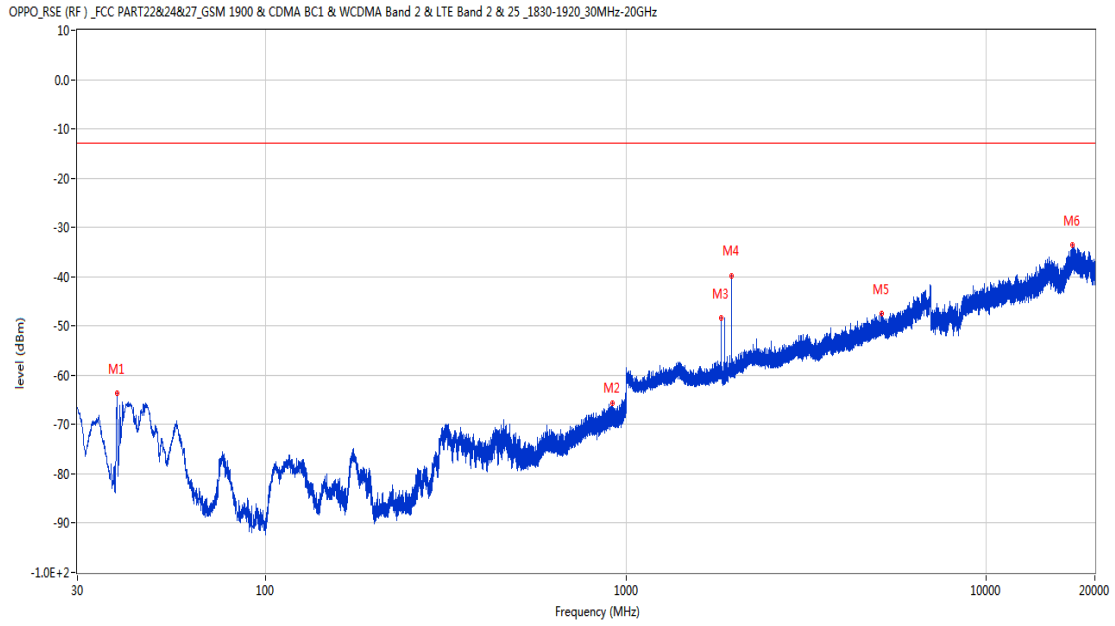
RSE-V&V WCDMA Band 2 CH9400

OPPO_RSE (RF) _FCC PART22&24&27_GSM 1900 & CDMA BC1 & WCDMA Band 2 & LTE Band 2 & 25_1830-1920_30MHz-20GHz



Frequency (MHz)	Result (dBm)	Factor (dB)	PK Limit (dBm)	Over Limit (dB)	Table (o)	ANT	EUT	Verdict
34.316	-69.60	-18.30	-13.0	-56.60	232.00	Vertical	Vertical	Pass
929.239	-64.70	3.43	-13.0	-51.70	272.00	Vertical	Vertical	Pass
1879.100	-48.59	-4.04	-13.0	-35.59	168.00	Vertical	Vertical	N/A
1959.800	-39.05	-4.68	-13.0	-26.05	16.00	Vertical	Vertical	N/A
5134.400	-46.79	7.76	-13.0	-33.79	353.00	Vertical	Vertical	Pass
17097.463	-34.38	20.47	-13.0	-21.38	331.00	Vertical	Vertical	Pass

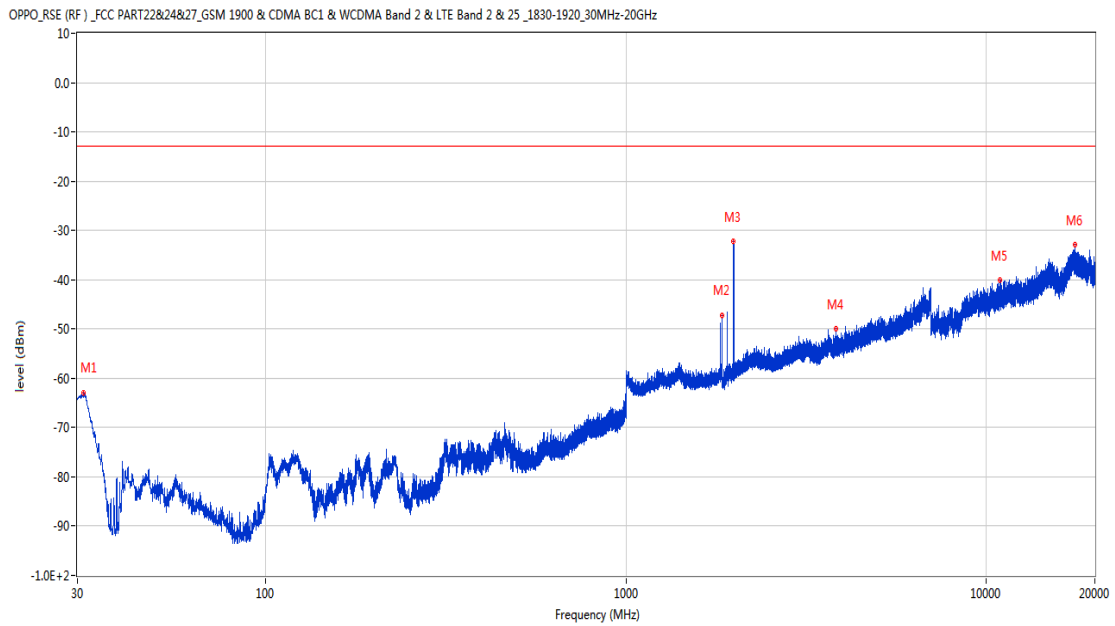
RSE-V&H WCDMA Band 2 CH9400



Frequency (MHz)	Result (dBm)	Factor (dB)	PK Limit (dBm)	Over Limit (dB)	Table (o)	ANT	EUT	Verdict
38.633	-63.68	-19.34	-13.0	-50.68	299.00	Vertical	Horizontal	Pass
918.423	-65.55	3.41	-13.0	-52.55	54.00	Vertical	Horizontal	Pass
1837.200	-48.37	-4.46	-13.0	-35.37	97.00	Vertical	Horizontal	N/A
1961.400	-39.94	-4.70	-13.0	-26.94	145.00	Vertical	Horizontal	N/A
5120.000	-47.51	7.83	-13.0	-34.51	342.00	Vertical	Horizontal	Pass
17371.150	-33.60	21.91	-13.0	-20.60	247.00	Vertical	Horizontal	Pass

18.3 WCDMA Band 2 High Channel

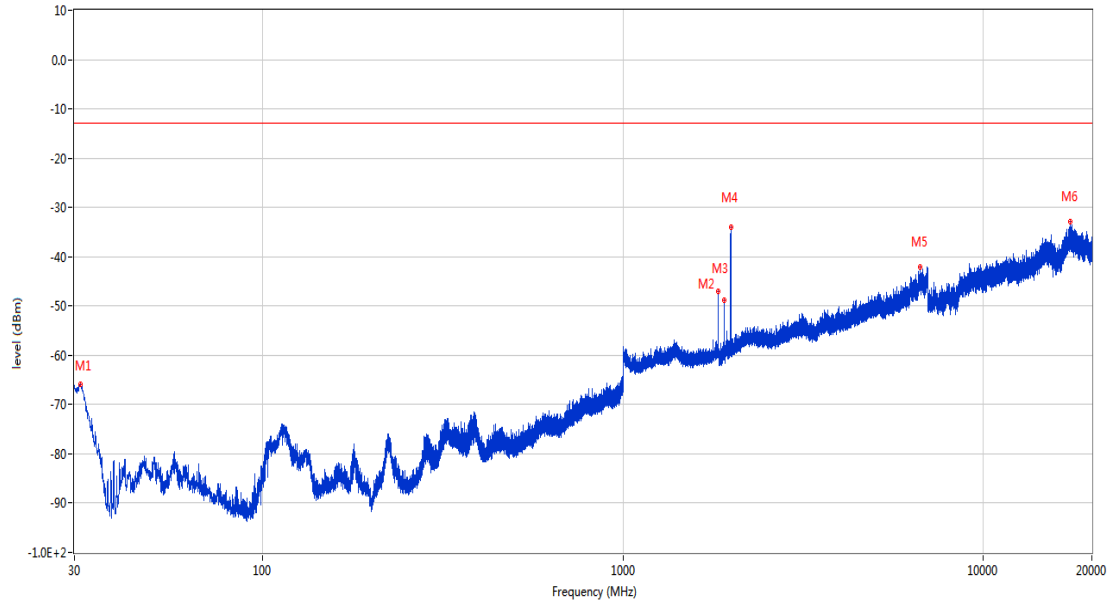
RSE-H&H WCDMA Band 2 CH9538



Frequency (MHz)	Result (dBm)	Factor (dB)	PK Limit (dBm)	Over Limit (dB)	Table (o)	ANT	EUT	Verdict
31.164	-63.02	-18.93	-13.0	-50.02	180.00	Horizontal	Horizontal	Pass
1843.700	-47.30	-4.42	-13.0	-34.30	290.00	Horizontal	Horizontal	N/A
1988.600	-32.13	-4.47	-13.0	-19.13	217.00	Horizontal	Horizontal	N/A
3818.200	-49.93	4.90	-13.0	-36.93	289.00	Horizontal	Horizontal	Pass
10899.075	-40.11	17.69	-13.0	-27.11	65.00	Horizontal	Horizontal	Pass
17617.287	-32.98	21.81	-13.0	-19.98	59.00	Horizontal	Horizontal	Pass

RSE-H&V WCDMA Band 2 CH9538

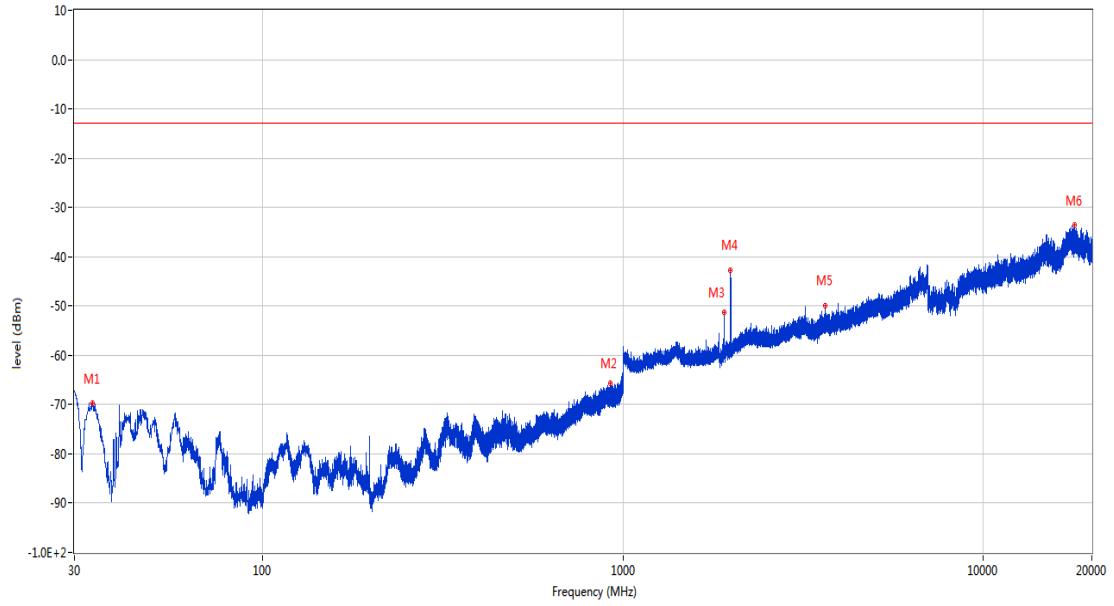
OPPO_RSE (RF) _ FCC PART22&24&27_GSM 1900 & CDMA BC1 & WCDMA Band 2 & LTE Band 2 & 25_1830-1920_30MHz-20GHz



Frequency (MHz)	Result (dBm)	Factor (dB)	PK Limit (dBm)	Over Limit (dB)	Table (o)	ANT	EUT	Verdict
31.164	-65.91	-18.93	-13.0	-52.91	161.00	Horizontal	Vertical	Pass
1832.500	-47.12	-4.62	-13.0	-34.12	148.00	Horizontal	Vertical	Pass
1906.500	-48.91	-3.79	-13.0	-35.91	1.00	Horizontal	Vertical	N/A
1989.500	-33.99	-4.46	-13.0	-20.99	132.00	Horizontal	Vertical	N/A
6682.800	-42.09	11.87	-13.0	-29.09	85.00	Horizontal	Vertical	Pass
17380.575	-32.88	22.24	-13.0	-19.88	341.00	Horizontal	Vertical	Pass

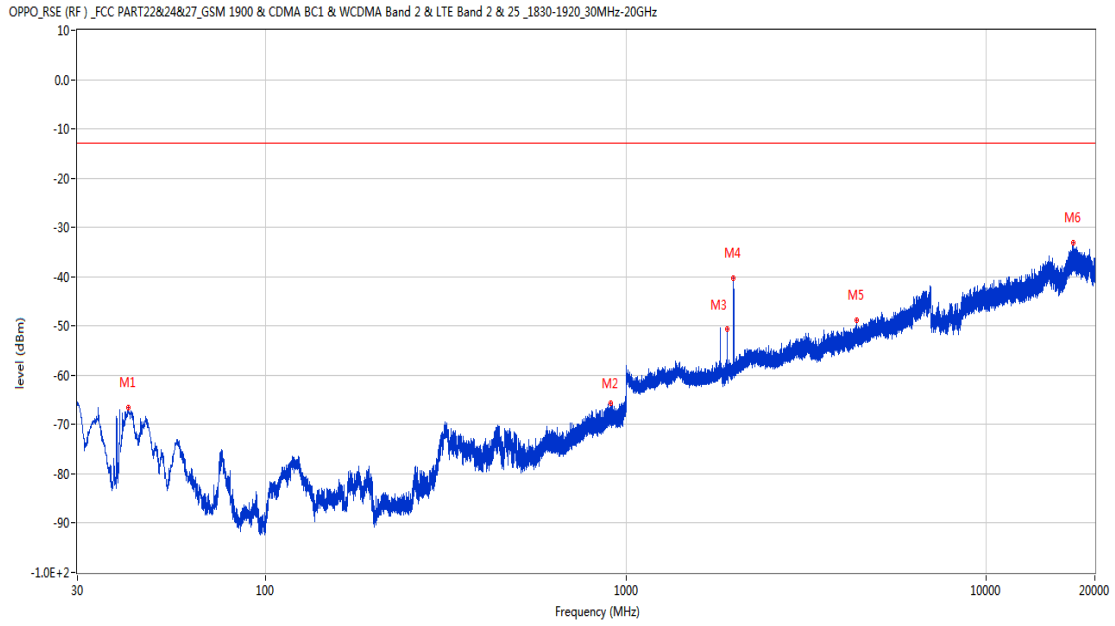
RSE-V&V WCDMA Band 2 CH9538

OPPO_RSE (RF) _FCC PART22&24&27_GSM 1900 & CDMA BC1 & WCDMA Band 2 & LTE Band 2 & 25_1830-1920_30MHz-20GHz



Frequency (MHz)	Result (dBm)	Factor (dB)	PK Limit (dBm)	Over Limit (dB)	Table (o)	ANT	EUT	Verdict
33.638	-69.60	-17.70	-13.0	-56.60	232.00	Vertical	Vertical	Pass
923.807	-65.63	3.50	-13.0	-52.63	62.00	Vertical	Vertical	Pass
1906.600	-51.31	-3.79	-13.0	-38.31	159.00	Vertical	Vertical	N/A
1988.400	-42.66	-4.47	-13.0	-29.66	345.00	Vertical	Vertical	N/A
3642.400	-49.97	4.28	-13.0	-36.97	351.00	Vertical	Vertical	Pass
17916.350	-33.58	22.46	-13.0	-20.58	266.00	Vertical	Vertical	Pass

RSE-V&H WCDMA Band 2 CH9538

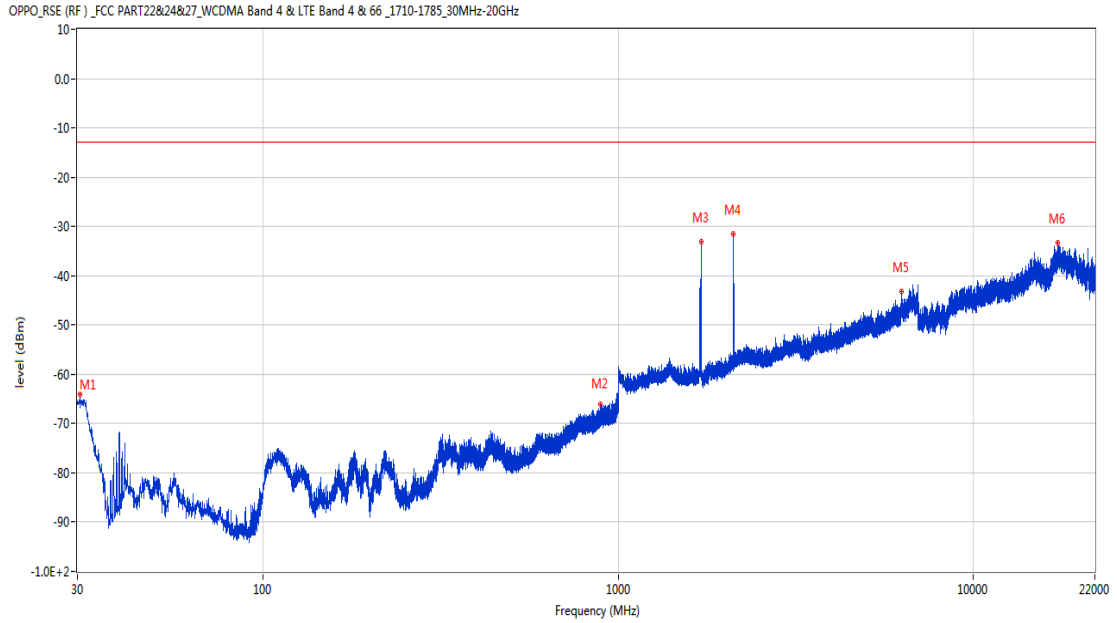


Frequency (MHz)	Result (dBm)	Factor (dB)	PK Limit (dBm)	Over Limit (dB)	Table (o)	ANT	EUT	Verdict
41.495	-66.47	-17.59	-13.0	-53.47	42.00	Vertical	Horizontal	Pass
906.298	-65.62	3.52	-13.0	-52.62	125.00	Vertical	Horizontal	Pass
1906.700	-50.60	-3.79	-13.0	-37.60	96.00	Vertical	Horizontal	N/A
1987.300	-40.37	-4.47	-13.0	-27.37	353.00	Vertical	Horizontal	N/A
4364.000	-48.76	6.73	-13.0	-35.76	32.00	Vertical	Horizontal	Pass
17430.239	-33.08	22.40	-13.0	-20.08	347.00	Vertical	Horizontal	Pass

19 WCDMA Band 4

19.1 WCDMA Band 4 Low Channel

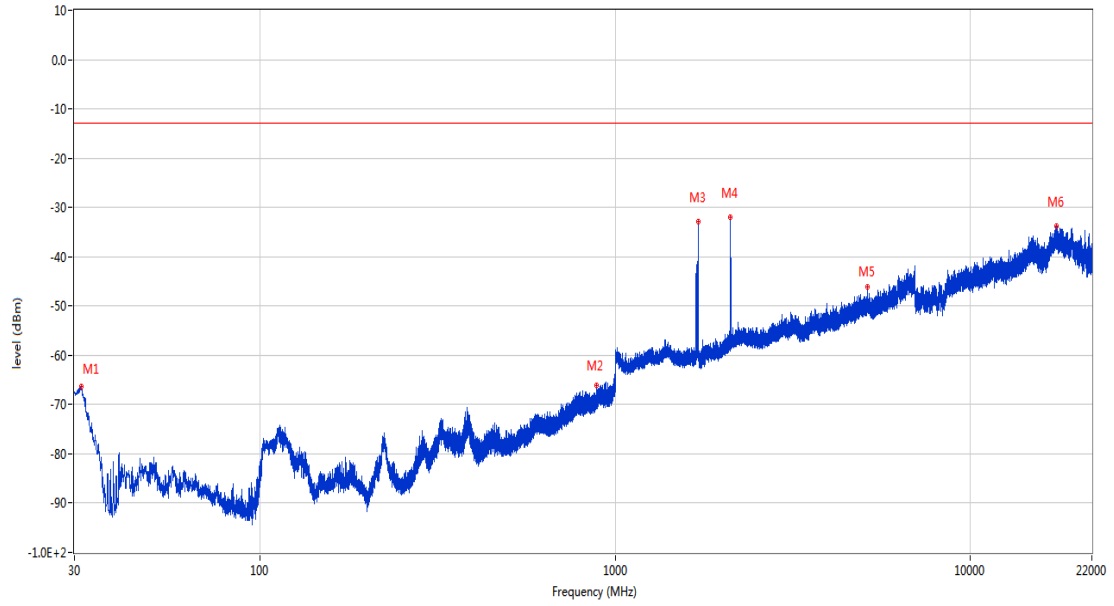
RSE-H&H WCDMA Band 4 CH1312



Frequency (MHz)	Result (dBm)	Factor (dB)	PK Limit (dBm)	Over Limit (dB)	Table (o)	ANT	EUT	Verdict
30.485	-63.99	-19.46	-13.0	-50.99	94.00	Horizontal	Horizontal	Pass
891.748	-66.09	3.21	-13.0	-53.09	171.00	Horizontal	Horizontal	Pass
1712.000	-33.15	-4.53	-13.0	-20.15	191.00	Horizontal	Horizontal	N/A
2113.100	-31.61	-2.88	-13.0	-18.61	217.00	Horizontal	Horizontal	N/A
6290.200	-43.19	11.31	-13.0	-30.19	39.00	Horizontal	Horizontal	Pass
17298.225	-33.34	21.14	-13.0	-20.34	316.00	Horizontal	Horizontal	Pass

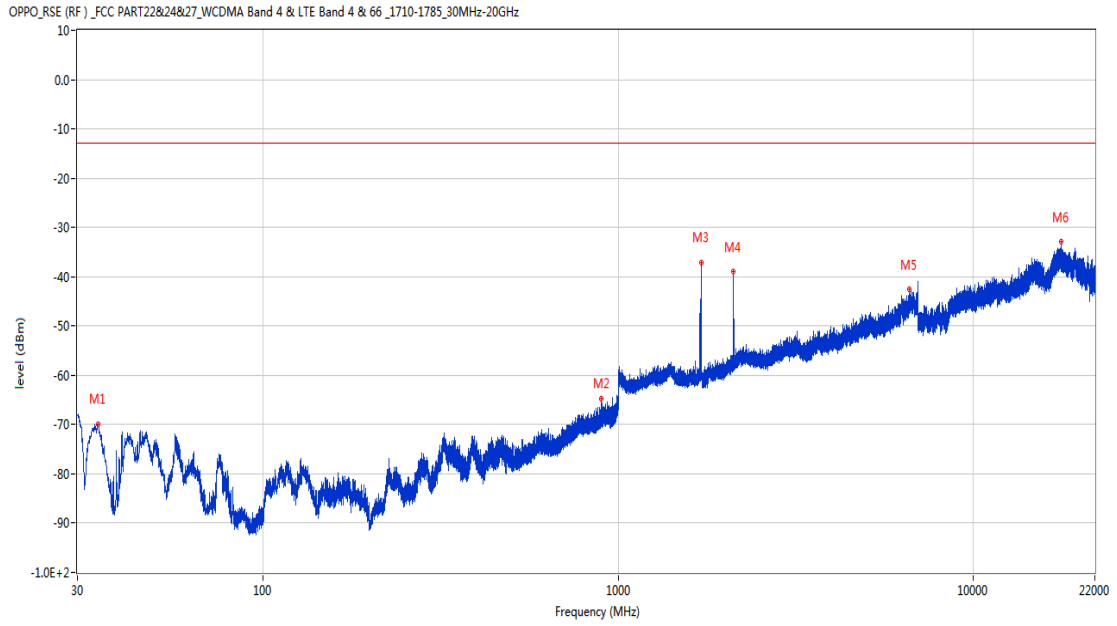
RSE-H&V WCDMA Band 4 CH1312

OPPO_RSE (RF) _ FCC PART22&24&27_WCDMA Band 4 & LTE Band 4 & 66 _1710-1785_30MHz-20GHz



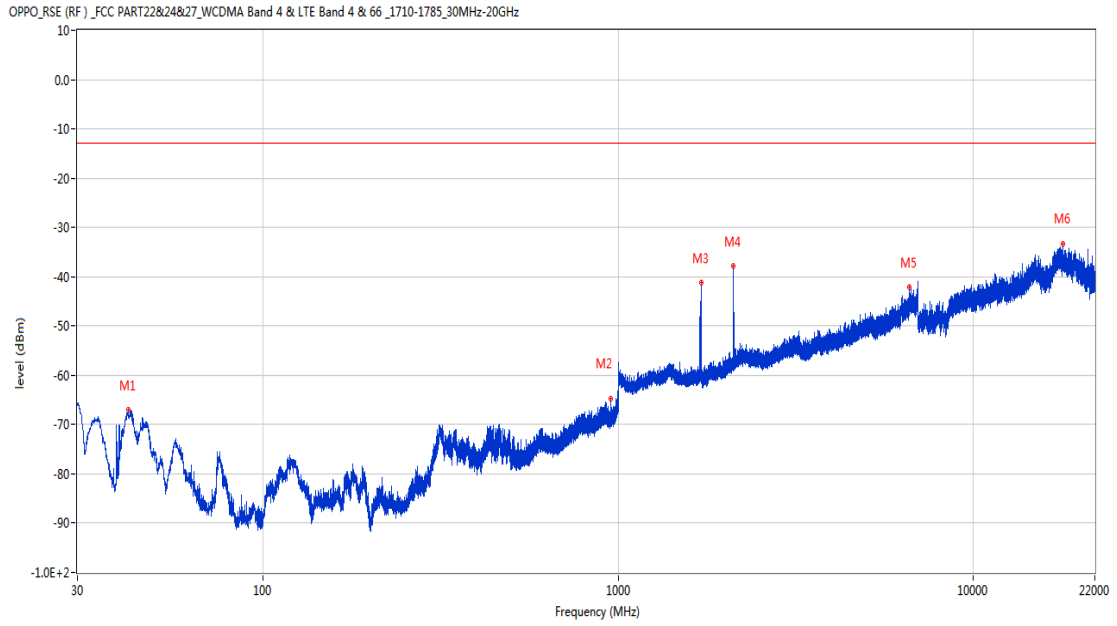
Frequency (MHz)	Result (dBm)	Factor (dB)	PK Limit (dBm)	Over Limit (dB)	Table (o)	ANT	EUT	Verdict
31.309	-66.38	-18.57	-13.0	-53.38	186.00	Horizontal	Vertical	Pass
887.820	-66.18	2.92	-13.0	-53.18	269.00	Horizontal	Vertical	Pass
1712.100	-32.82	-4.53	-13.0	-19.82	326.00	Horizontal	Vertical	N/A
2112.900	-31.99	-2.88	-13.0	-18.99	125.00	Horizontal	Vertical	N/A
5133.400	-46.06	7.79	-13.0	-33.06	243.00	Horizontal	Vertical	Pass
17449.001	-33.68	21.96	-13.0	-20.68	258.00	Horizontal	Vertical	Pass

RSE-V&V WCDMA Band 4 CH1312



Frequency (MHz)	Result (dBm)	Factor (dB)	PK Limit (dBm)	Over Limit (dB)	Table (o)	ANT	EUT	Verdict
34.219	-70.00	-18.27	-13.0	-57.00	363.00	Vertical	Vertical	Pass
897.810	-64.81	3.43	-13.0	-51.81	57.00	Vertical	Vertical	Pass
1712.000	-37.20	-4.53	-13.0	-24.20	352.00	Vertical	Vertical	N/A
2113.700	-38.96	-2.89	-13.0	-25.96	304.00	Vertical	Vertical	N/A
6615.000	-42.55	12.33	-13.0	-29.55	195.00	Vertical	Vertical	Pass
17648.337	-32.93	21.29	-13.0	-19.93	235.00	Vertical	Vertical	Pass

RSE-V&H WCDMA Band 4 CH1312

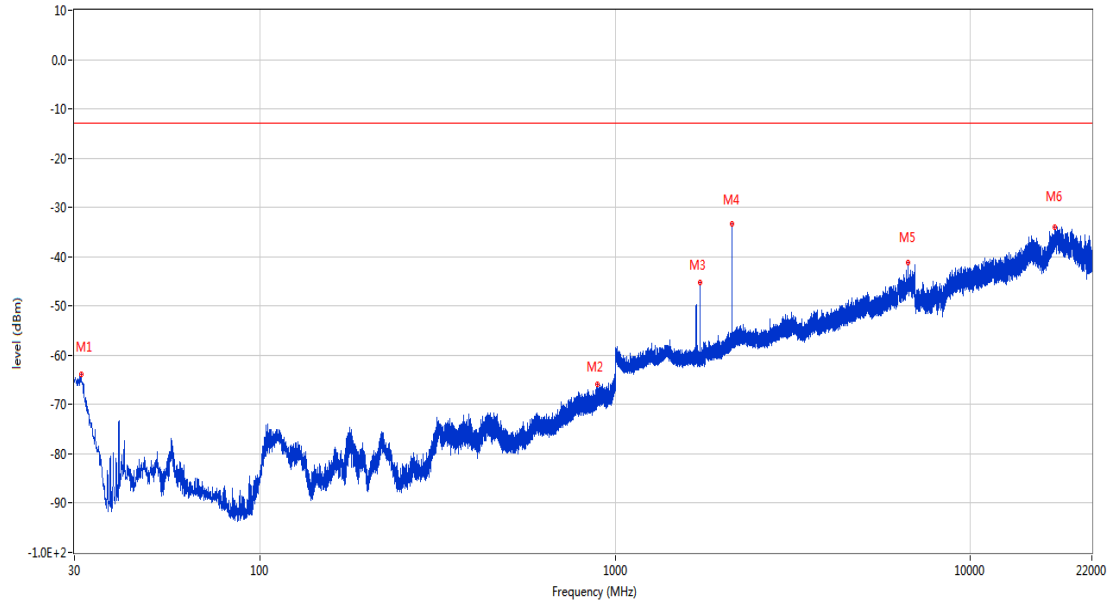


Frequency (MHz)	Result (dBm)	Factor (dB)	PK Limit (dBm)	Over Limit (dB)	Table (o)	ANT	EUT	Verdict
41.640	-66.92	-17.52	-13.0	-53.92	11.00	Vertical	Horizontal	Pass
954.167	-64.73	3.13	-13.0	-51.73	298.00	Vertical	Horizontal	Pass
1712.000	-41.20	-4.53	-13.0	-28.20	164.00	Vertical	Horizontal	N/A
2112.400	-37.91	-2.87	-13.0	-24.91	230.00	Vertical	Horizontal	N/A
6615.600	-41.98	12.29	-13.0	-28.98	308.00	Vertical	Horizontal	Pass
17846.749	-33.41	21.93	-13.0	-20.41	247.00	Vertical	Horizontal	Pass

19.2 WCDMA Band 4 Middle Channel

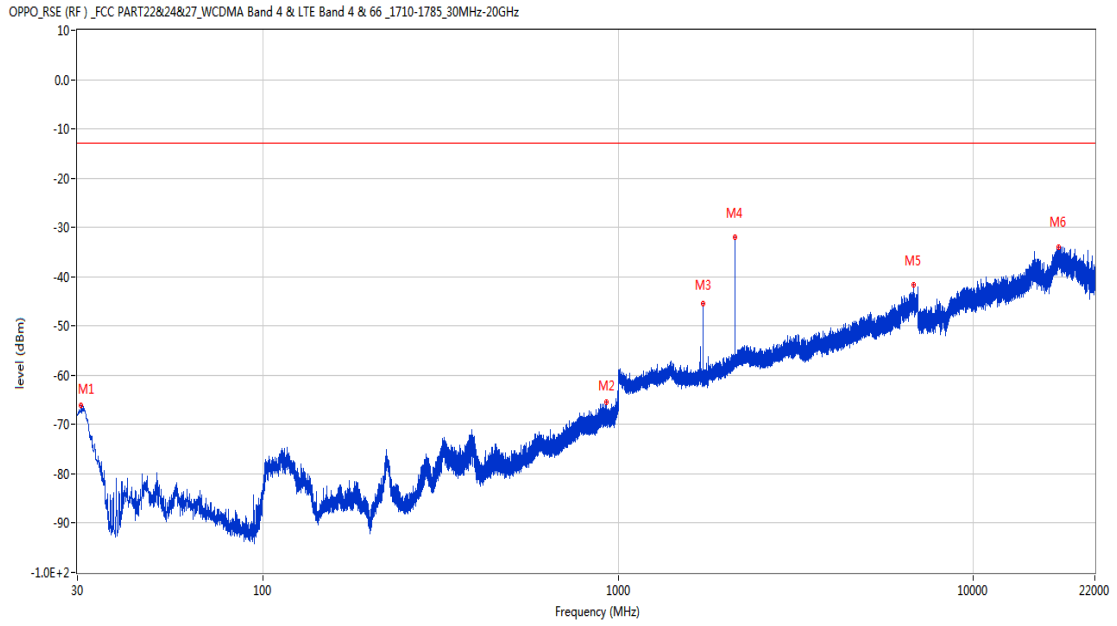
RSE-H&H WCDMA Band 4 CH1413

OPPO_RSE (RF) _FCC PART22&24&27_WCDMA Band 4 & LTE Band 4 & 66_1710-1785_30MHz-20GHz



Frequency (MHz)	Result (dBm)	Factor (dB)	PK Limit (dBm)	Over Limit (dB)	Table (o)	ANT	EUT	Verdict
31.309	-63.76	-18.57	-13.0	-50.76	133.00	Horizontal	Horizontal	Pass
888.692	-65.96	2.97	-13.0	-52.96	28.00	Horizontal	Horizontal	Pass
1733.900	-45.29	-4.53	-13.0	-32.29	147.00	Horizontal	Horizontal	N/A
2132.900	-33.27	-2.61	-13.0	-20.27	119.00	Horizontal	Horizontal	N/A
6674.200	-41.20	11.66	-13.0	-28.20	262.00	Horizontal	Horizontal	Pass
17288.974	-34.10	21.12	-13.0	-21.10	244.00	Horizontal	Horizontal	Pass

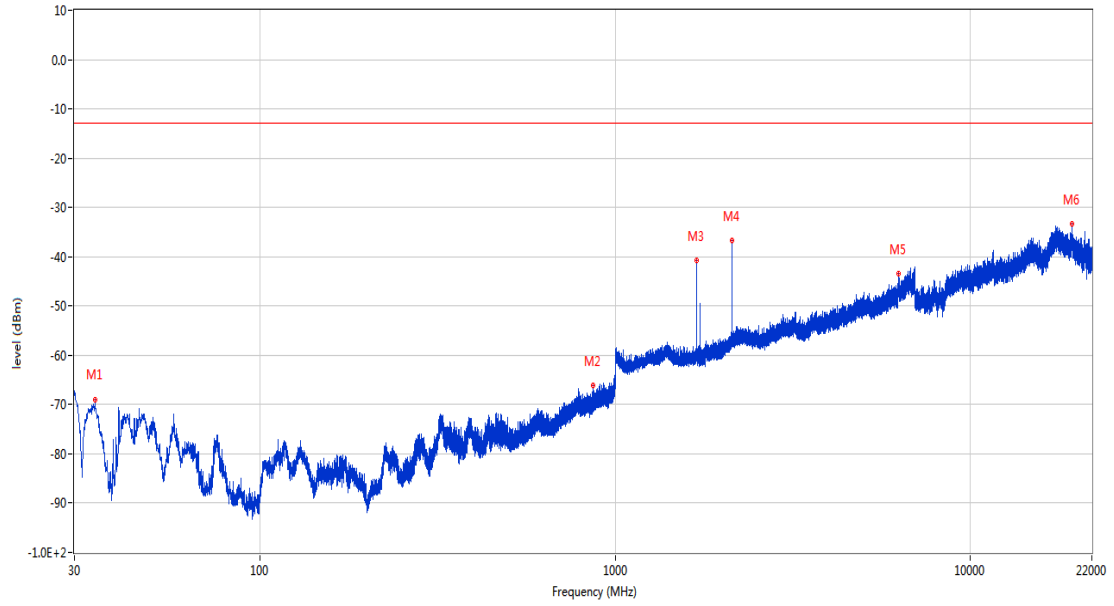
RSE-H&V WCDMA Band 4 CH1413



Frequency (MHz)	Result (dBm)	Factor (dB)	PK Limit (dBm)	Over Limit (dB)	Table (o)	ANT	EUT	Verdict
30.727	-66.10	-19.41	-13.0	-53.10	121.00	Horizontal	Vertical	Pass
925.455	-65.53	3.54	-13.0	-52.53	160.00	Horizontal	Vertical	Pass
1733.600	-45.56	-4.53	-13.0	-32.56	350.00	Horizontal	Vertical	N/A
2131.700	-32.00	-2.64	-13.0	-19.00	35.00	Horizontal	Vertical	N/A
6798.800	-41.72	12.32	-13.0	-28.72	359.00	Horizontal	Vertical	Pass
17383.324	-34.02	22.31	-13.0	-21.02	78.00	Horizontal	Vertical	Pass

RSE-V&V WCDMA Band 4 CH1413

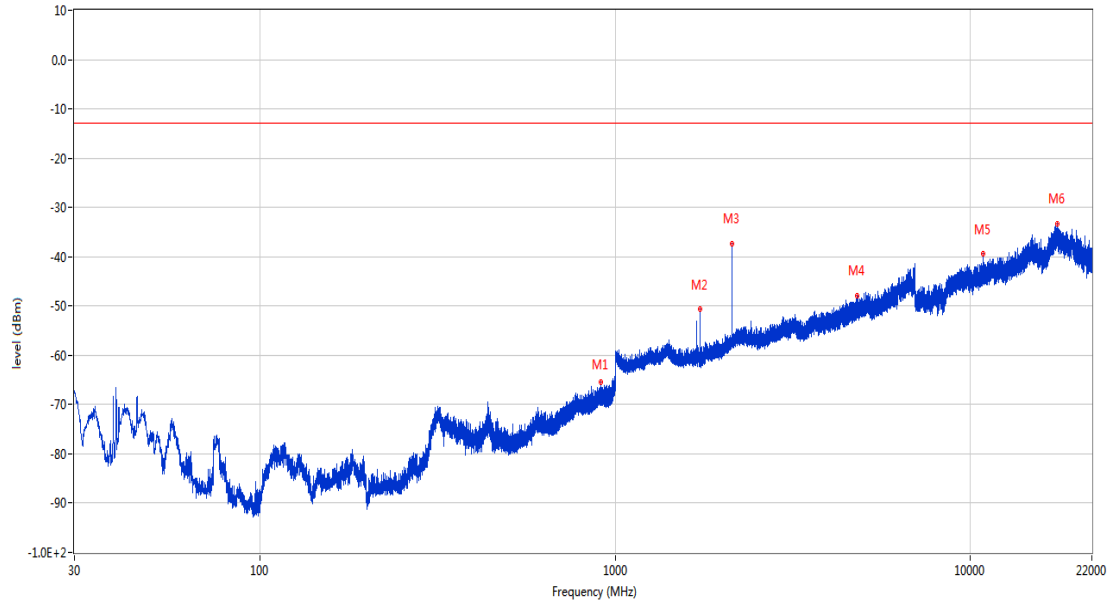
OPPO_RSE (RF) _ FCC PART22&24&27_WCDMA Band 4 & LTE Band 4 & 66 _1710-1785_30MHz-20GHz



Frequency (MHz)	Result (dBm)	Factor (dB)	PK Limit (dBm)	Over Limit (dB)	Table (o)	ANT	EUT	Verdict
34.268	-69.13	-18.28	-13.0	-56.13	360.00	Vertical	Vertical	Pass
867.546	-66.19	1.97	-13.0	-53.19	300.00	Vertical	Vertical	Pass
1699.200	-40.72	-4.66	-13.0	-27.72	145.00	Vertical	Vertical	N/A
2133.000	-36.74	-2.61	-13.0	-23.74	345.00	Vertical	Vertical	N/A
6286.800	-43.52	11.36	-13.0	-30.52	187.00	Vertical	Vertical	Pass
19355.425	-33.24	27.18	-13.0	-20.24	360.00	Vertical	Vertical	Pass

RSE-V&H WCDMA Band 4 CH1413

OPPO_RSE (RF) _ FCC PART22&24&27_WCDMA Band 4 & LTE Band 4 & 66 _1710-1785_30MHz-20GHz

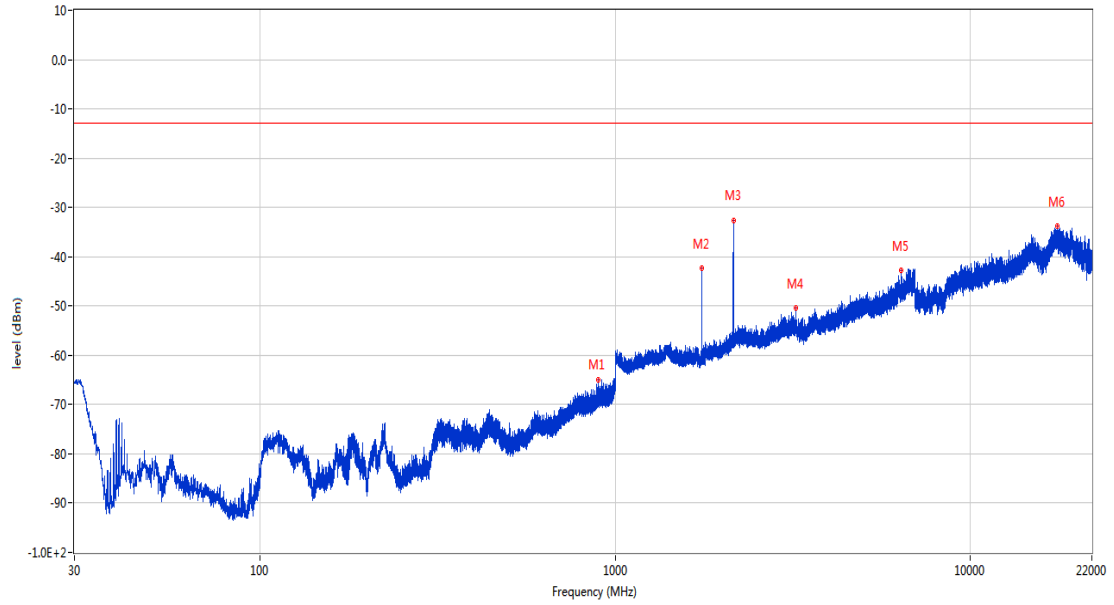


Frequency (MHz)	Result (dBm)	Factor (dB)	PK Limit (dBm)	Over Limit (dB)	Table (o)	ANT	EUT	Verdict
912.458	-65.34	3.39	-13.0	-52.34	182.00	Vertical	Horizontal	Pass
1733.700	-50.70	-4.53	-13.0	-37.70	42.00	Vertical	Horizontal	N/A
2134.200	-37.26	-2.58	-13.0	-24.26	225.00	Vertical	Horizontal	N/A
4798.600	-48.02	7.66	-13.0	-35.02	1.00	Vertical	Horizontal	Pass
10894.763	-39.48	17.57	-13.0	-26.48	241.00	Vertical	Horizontal	Pass
17577.114	-33.35	22.23	-13.0	-20.35	-1.00	Vertical	Horizontal	Pass

19.3 WCDMA Band 4 High Channel

RSE-H&H WCDMA Band 4 CH1513

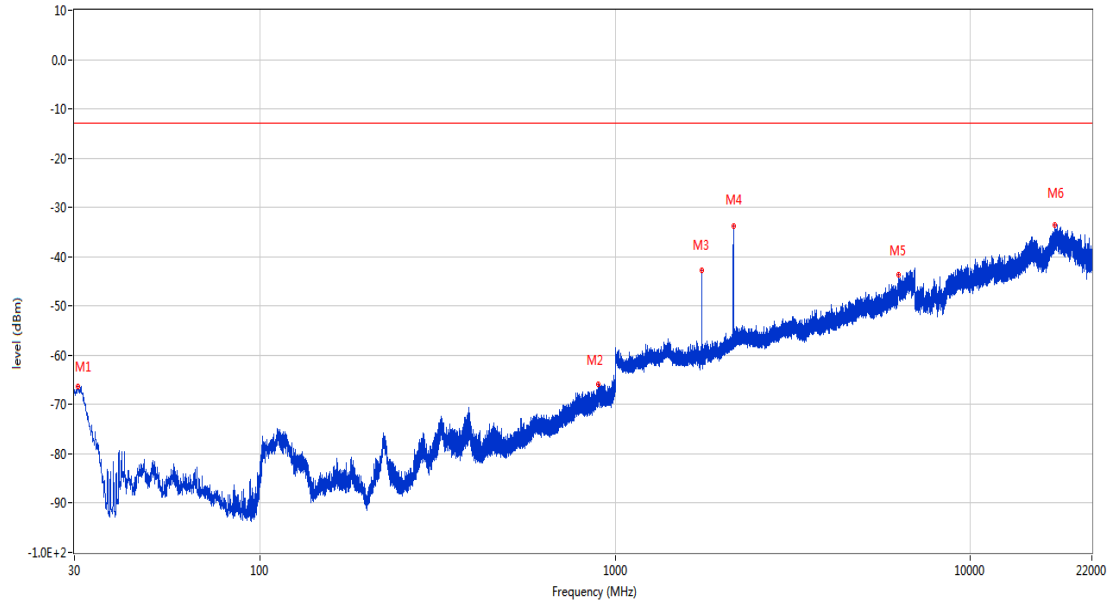
OPPO_RSE (RF) _FCC PART22&24&27_WCDMA Band 4 & LTE Band 4 & 66_1710-1785_30MHz-20GHz



Frequency (MHz)	Result (dBm)	Factor (dB)	PK Limit (dBm)	Over Limit (dB)	Table (o)	ANT	EUT	Verdict
895.968	-65.05	3.34	-13.0	-52.05	34.00	Horizontal	Horizontal	Pass
1751.700	-42.39	-4.52	-13.0	-29.39	192.00	Horizontal	Horizontal	N/A
2153.200	-32.59	-2.35	-13.0	-19.59	207.00	Horizontal	Horizontal	N/A
3233.000	-50.36	3.30	-13.0	-37.36	228.00	Horizontal	Horizontal	Pass
6399.200	-42.77	10.46	-13.0	-29.77	148.00	Horizontal	Horizontal	Pass
17565.088	-33.80	22.40	-13.0	-20.80	-3.00	Horizontal	Horizontal	Pass

RSE-H&V WCDMA Band 4 CH1513

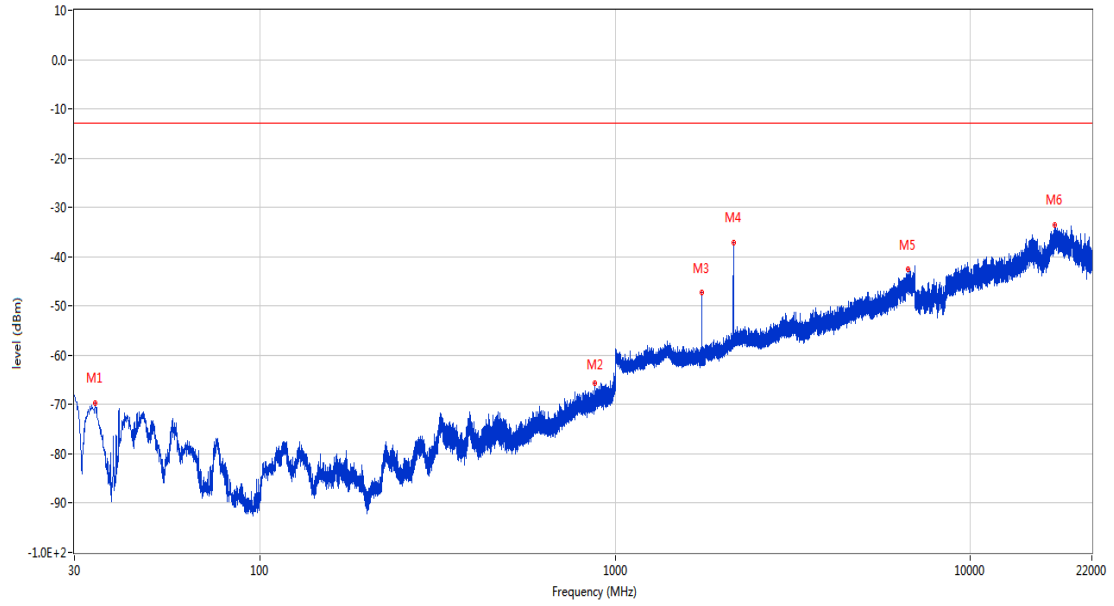
OPPO_RSE (RF) _ FCC PART22&24&27_WCDMA Band 4 & LTE Band 4 & 66 _1710-1785_30MHz-20GHz



Frequency (MHz)	Result (dBm)	Factor (dB)	PK Limit (dBm)	Over Limit (dB)	Table (o)	ANT	EUT	Verdict
30.727	-66.42	-19.41	-13.0	-53.42	66.00	Horizontal	Vertical	Pass
894.998	-65.95	3.30	-13.0	-52.95	271.00	Horizontal	Vertical	Pass
1751.800	-42.79	-4.52	-13.0	-29.79	337.00	Horizontal	Vertical	N/A
2152.400	-33.78	-2.35	-13.0	-20.78	25.00	Horizontal	Vertical	N/A
6298.200	-43.71	10.98	-13.0	-30.71	297.00	Horizontal	Vertical	Pass
17339.386	-33.65	21.08	-13.0	-20.65	312.00	Horizontal	Vertical	Pass

RSE-V&V WCDMA Band 4 CH1513

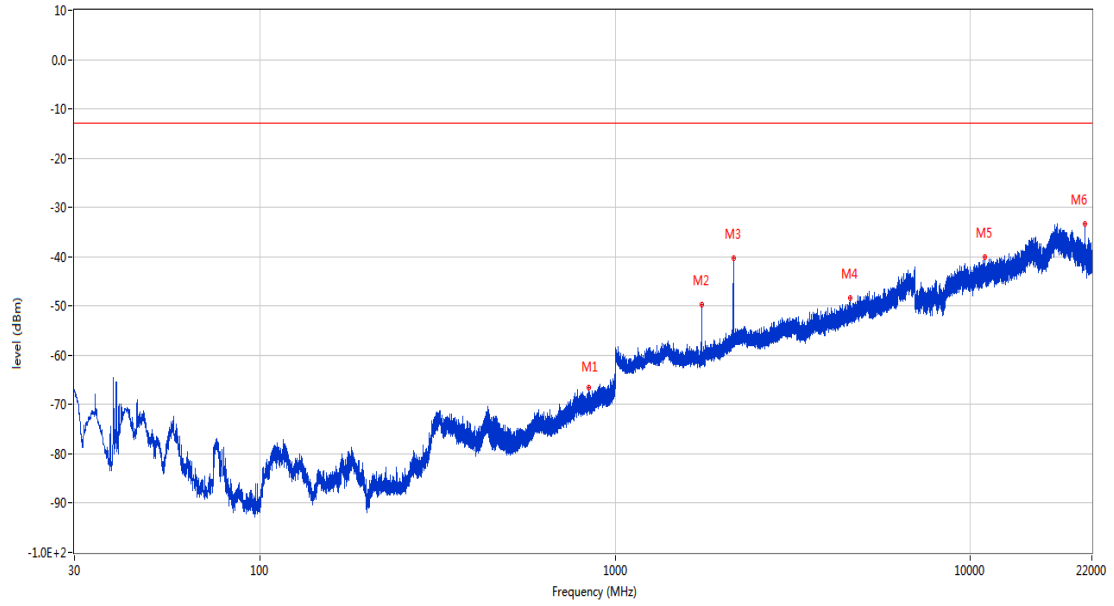
OPPO_RSE (RF) _ FCC PART22&24&27_WCDMA Band 4 & LTE Band 4 & 66 _1710-1785_30MHz-20GHz



Frequency (MHz)	Result (dBm)	Factor (dB)	PK Limit (dBm)	Over Limit (dB)	Table (o)	ANT	EUT	Verdict
34.316	-69.64	-18.30	-13.0	-56.64	164.00	Vertical	Vertical	Pass
877.634	-65.57	2.46	-13.0	-52.57	95.00	Vertical	Vertical	Pass
1751.500	-47.22	-4.52	-13.0	-34.22	21.00	Vertical	Vertical	N/A
2153.100	-37.20	-2.35	-13.0	-24.20	247.00	Vertical	Vertical	N/A
6684.400	-42.63	11.98	-13.0	-29.63	124.00	Vertical	Vertical	Pass
17290.363	-33.61	21.12	-13.0	-20.61	361.00	Vertical	Vertical	Pass

RSE-V&H WCDMA Band 4 CH1513

OPPO_RSE (RF) _ FCC PART22&24&27_WCDMA Band 4 & LTE Band 4 & 66 _1710-1785_30MHz-20GHz

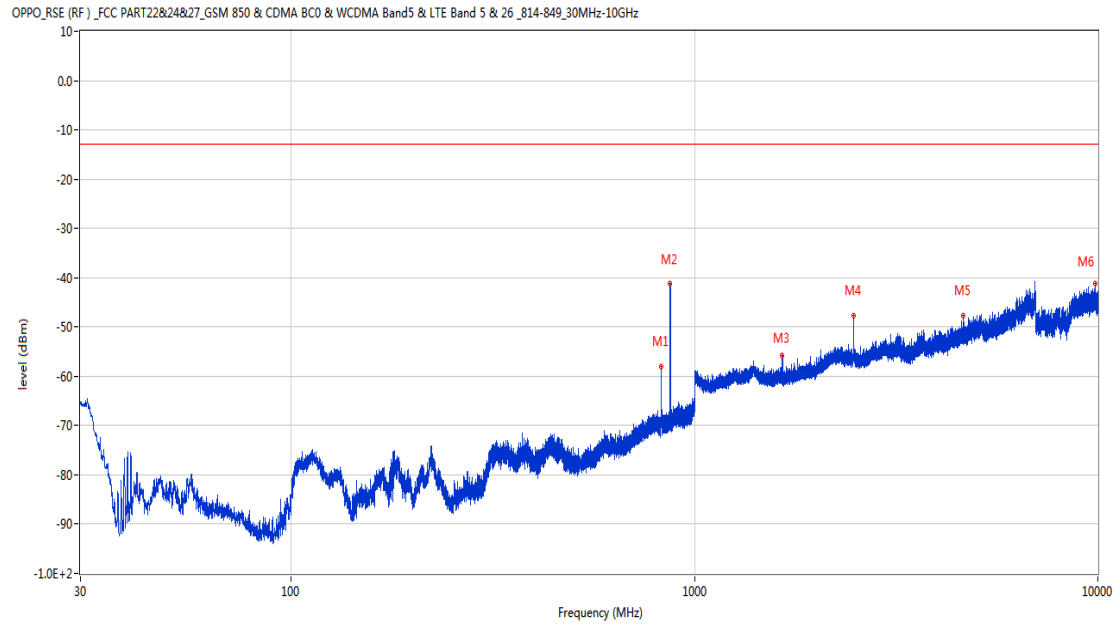


Frequency (MHz)	Result (dBm)	Factor (dB)	PK Limit (dBm)	Over Limit (dB)	Table (o)	ANT	EUT	Verdict
842.617	-66.44	1.67	-13.0	-53.44	241.00	Vertical	Horizontal	Pass
1751.700	-49.70	-4.52	-13.0	-36.70	24.00	Vertical	Horizontal	N/A
2152.100	-40.32	-2.35	-13.0	-27.32	131.00	Vertical	Horizontal	N/A
4582.400	-48.39	6.41	-13.0	-35.39	93.00	Vertical	Horizontal	Pass
11022.125	-39.96	16.97	-13.0	-26.96	51.00	Vertical	Horizontal	Pass
21031.989	-33.35	25.42	-13.0	-20.35	179.00	Vertical	Horizontal	Pass

20 WCDMA Band 5

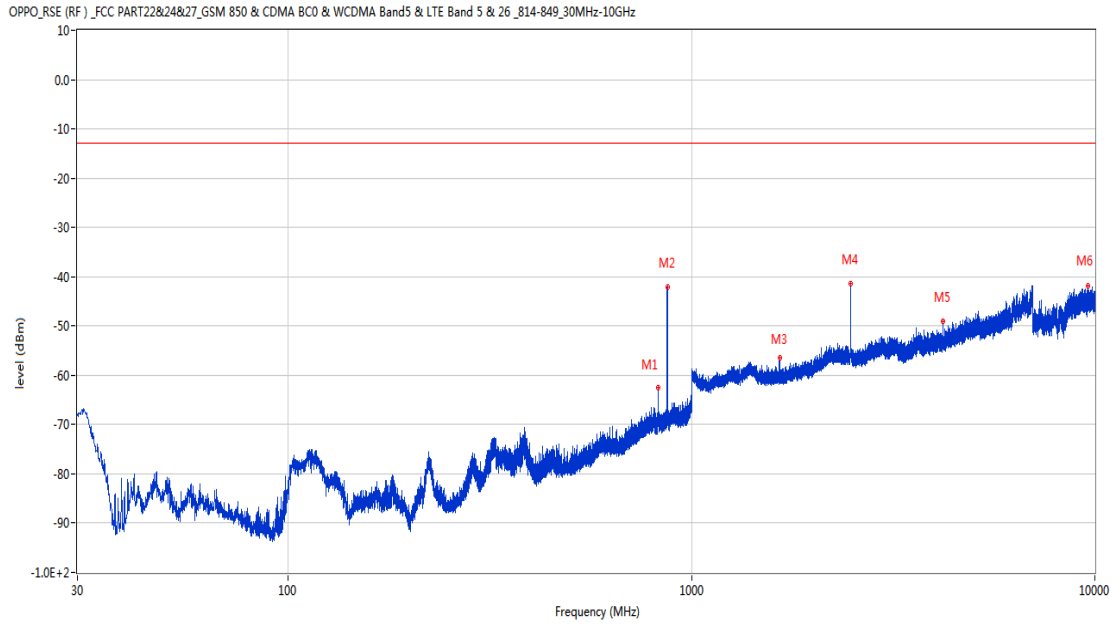
20.1 WCDMA Band 5 Low Channel

RSE-H&H WCDMA Band 5 CH4132



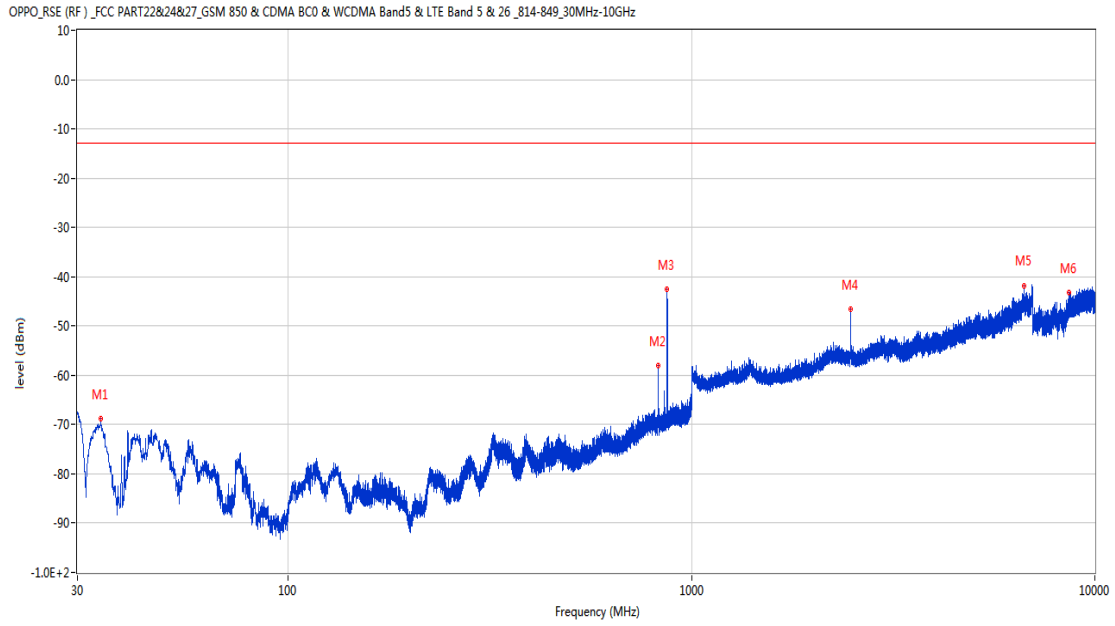
Frequency (MHz)	Result (dBm)	Factor (dB)	PK Limit (dBm)	Over Limit (dB)	Table (o)	ANT	EUT	Verdict
825.400	-58.02	2.26	-13.0	-45.02	109.00	Horizontal	Horizontal	N/A
870.311	-41.08	2.38	-13.0	-28.08	279.00	Horizontal	Horizontal	N/A
1651.100	-55.69	-5.83	-13.0	-42.69	360.00	Horizontal	Horizontal	Pass
2483.300	-47.77	-0.71	-13.0	-34.77	123.00	Horizontal	Horizontal	Pass
4634.800	-47.79	6.56	-13.0	-34.79	354.00	Horizontal	Horizontal	Pass
9847.451	-41.27	16.95	-13.0	-28.27	-1.00	Horizontal	Horizontal	Pass

RSE-H&V WCDMA Band 5 CH4132



Frequency (MHz)	Result (dBm)	Factor (dB)	PK Limit (dBm)	Over Limit (dB)	Table (o)	ANT	EUT	Verdict
825.206	-62.51	2.25	-13.0	-49.51	21.00	Horizontal	Vertical	N/A
870.505	-42.04	2.38	-13.0	-29.04	361.00	Horizontal	Vertical	N/A
1651.800	-56.51	-5.84	-13.0	-43.51	335.00	Horizontal	Vertical	Pass
2483.300	-41.36	-0.71	-13.0	-28.36	323.00	Horizontal	Vertical	Pass
4197.400	-49.00	5.14	-13.0	-36.00	230.00	Horizontal	Vertical	Pass
9607.300	-41.77	16.40	-13.0	-28.77	361.00	Horizontal	Vertical	Pass

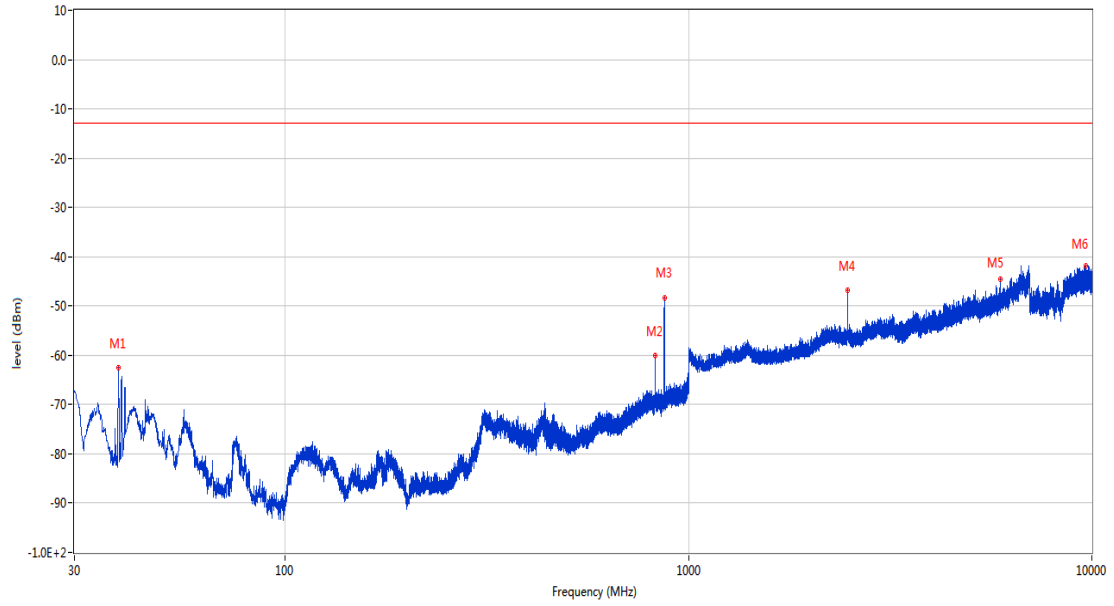
RSE-V&V WCDMA Band 5 CH4132



Frequency (MHz)	Result (dBm)	Factor (dB)	PK Limit (dBm)	Over Limit (dB)	Table (o)	ANT	EUT	Verdict
34.316	-68.88	-18.28	-13.0	-55.88	363.00	Vertical	Vertical	Pass
825.400	-58.02	2.26	-13.0	-45.02	206.00	Vertical	Vertical	N/A
869.972	-42.52	2.38	-13.0	-29.52	17.00	Vertical	Vertical	N/A
2482.900	-46.61	-0.72	-13.0	-33.61	0.00	Vertical	Vertical	Pass
6690.000	-41.90	11.85	-13.0	-28.90	196.00	Vertical	Vertical	Pass
8612.799	-43.26	13.34	-13.0	-30.26	93.00	Vertical	Vertical	Pass

RSE-V&H WCDMA Band 5 CH4132

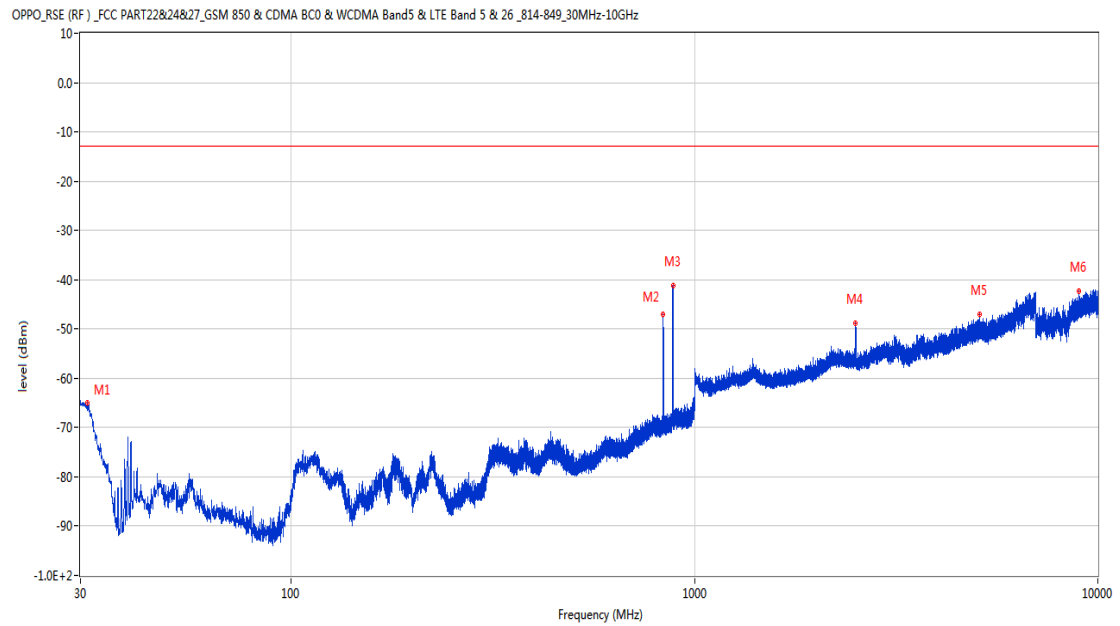
OPPO_RSE (RF) _FCC PART22&24&27_GSM 850 & CDMA BC0 & WCDMA Band5 & LTE Band 5 & 26_814-849_30MHz-10GHz



Frequency (MHz)	Result (dBm)	Factor (dB)	PK Limit (dBm)	Over Limit (dB)	Table (o)	ANT	EUT	Verdict
38.584	-62.55	-19.30	-13.0	-49.55	341.00	Vertical	Horizontal	Pass
825.351	-60.09	2.25	-13.0	-47.09	128.00	Vertical	Horizontal	N/A
872.687	-48.26	2.37	-13.0	-35.26	51.00	Vertical	Horizontal	N/A
2482.500	-46.86	-0.73	-13.0	-33.86	165.00	Vertical	Horizontal	Pass
5945.600	-44.52	8.55	-13.0	-31.52	42.00	Vertical	Horizontal	Pass
9657.400	-41.84	16.54	-13.0	-28.84	33.00	Vertical	Horizontal	Pass

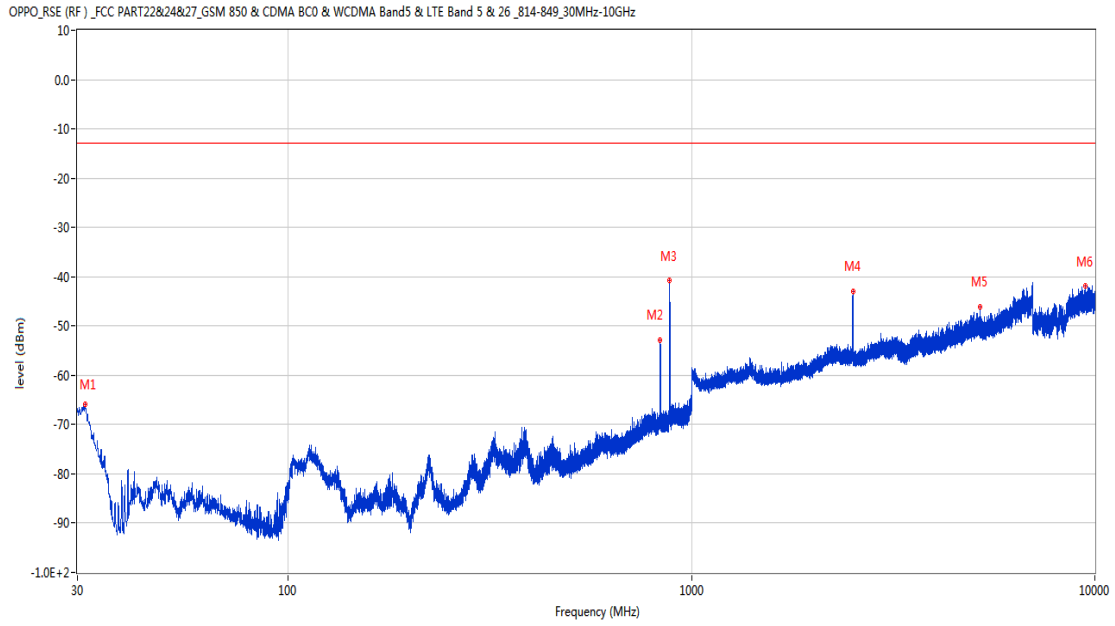
20.2 WCDMA Band 5 Middle Channel

RSE-H&H WCDMA Band 5 CH4183



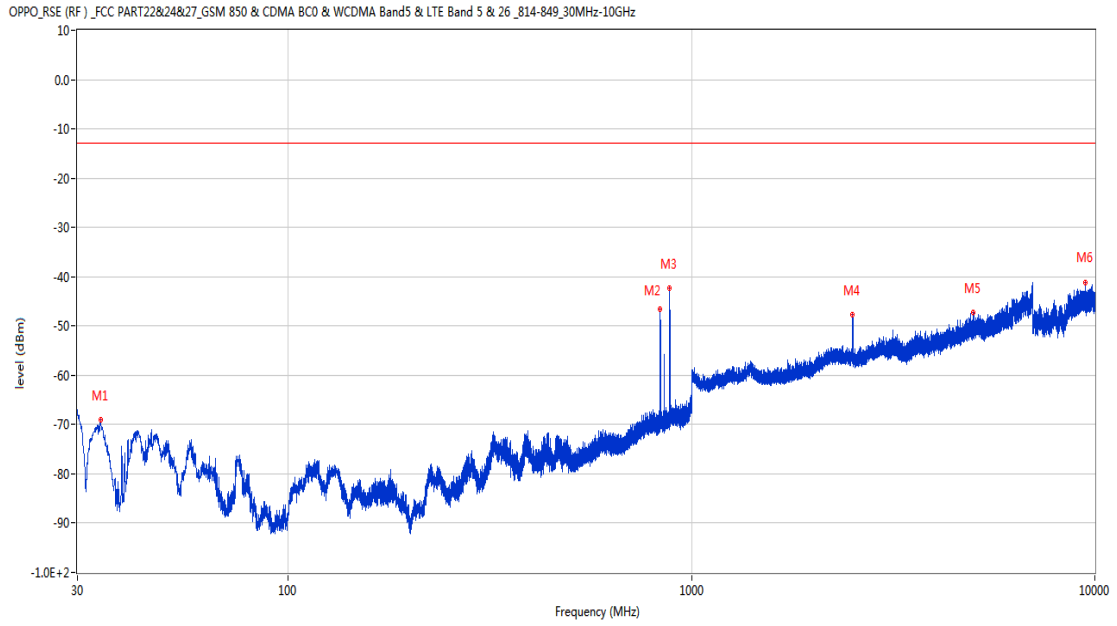
Frequency (MHz)	Result (dBm)	Factor (dB)	PK Limit (dBm)	Over Limit (dB)	Table (o)	ANT	EUT	Verdict
31.261	-64.89	-18.73	-13.0	-51.89	123.00	Horizontal	Horizontal	Pass
836.506	-47.12	2.59	-13.0	-34.12	123.00	Horizontal	Horizontal	N/A
883.358	-41.20	3.03	-13.0	-28.20	287.00	Horizontal	Horizontal	N/A
2506.800	-48.88	-0.98	-13.0	-35.88	134.00	Horizontal	Horizontal	Pass
5084.200	-47.05	7.46	-13.0	-34.05	159.00	Horizontal	Horizontal	Pass
8951.500	-42.35	15.27	-13.0	-29.35	130.00	Horizontal	Horizontal	Pass

RSE-H&V WCDMA Band 5 CH4183



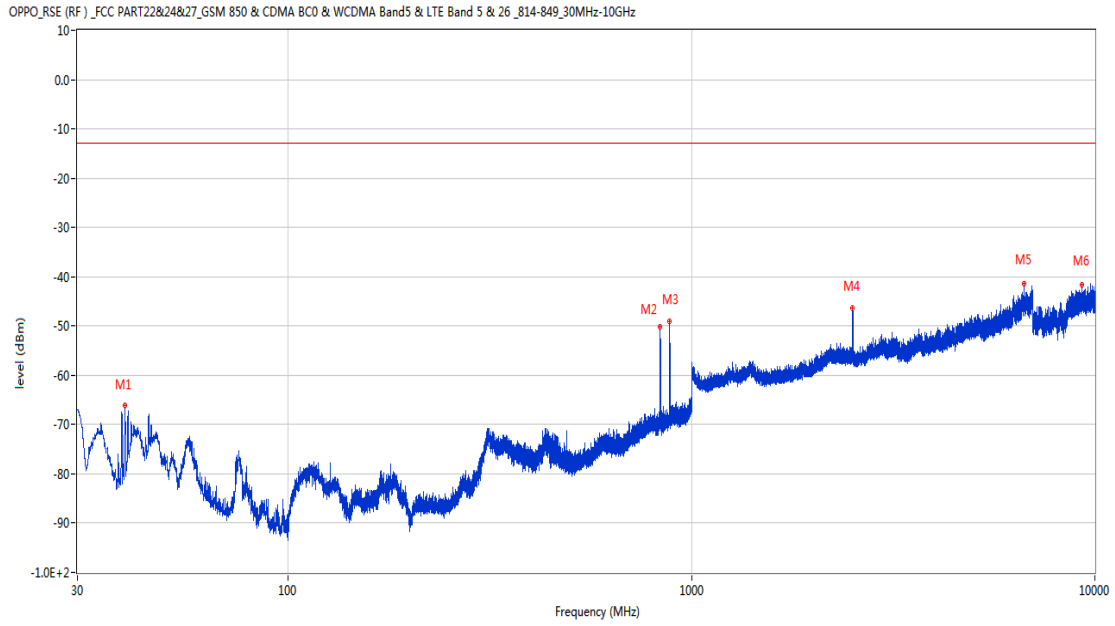
Frequency (MHz)	Result (dBm)	Factor (dB)	PK Limit (dBm)	Over Limit (dB)	Table (o)	ANT	EUT	Verdict
31.309	-65.91	-18.60	-13.0	-52.91	153.00	Horizontal	Vertical	Pass
836.604	-52.81	2.59	-13.0	-39.81	39.00	Horizontal	Vertical	N/A
882.097	-40.83	2.86	-13.0	-27.83	363.00	Horizontal	Vertical	N/A
2513.700	-43.05	-1.36	-13.0	-30.05	313.00	Horizontal	Vertical	Pass
5181.800	-46.09	7.42	-13.0	-33.09	35.00	Horizontal	Vertical	Pass
9473.800	-41.95	16.20	-13.0	-28.95	64.00	Horizontal	Vertical	Pass

RSE-V&V WCDMA Band 5 CH4183



Frequency (MHz)	Result (dBm)	Factor (dB)	PK Limit (dBm)	Over Limit (dB)	Table (o)	ANT	EUT	Verdict
34.268	-69.13	-18.27	-13.0	-56.13	271.00	Vertical	Vertical	Pass
836.555	-46.62	2.59	-13.0	-33.62	65.00	Vertical	Vertical	N/A
879.962	-42.19	2.63	-13.0	-29.19	42.00	Vertical	Vertical	N/A
2507.400	-47.80	-0.99	-13.0	-34.80	348.00	Vertical	Vertical	Pass
4987.200	-47.20	7.20	-13.0	-34.20	162.00	Vertical	Vertical	Pass
9451.600	-41.11	16.71	-13.0	-28.11	180.00	Vertical	Vertical	Pass

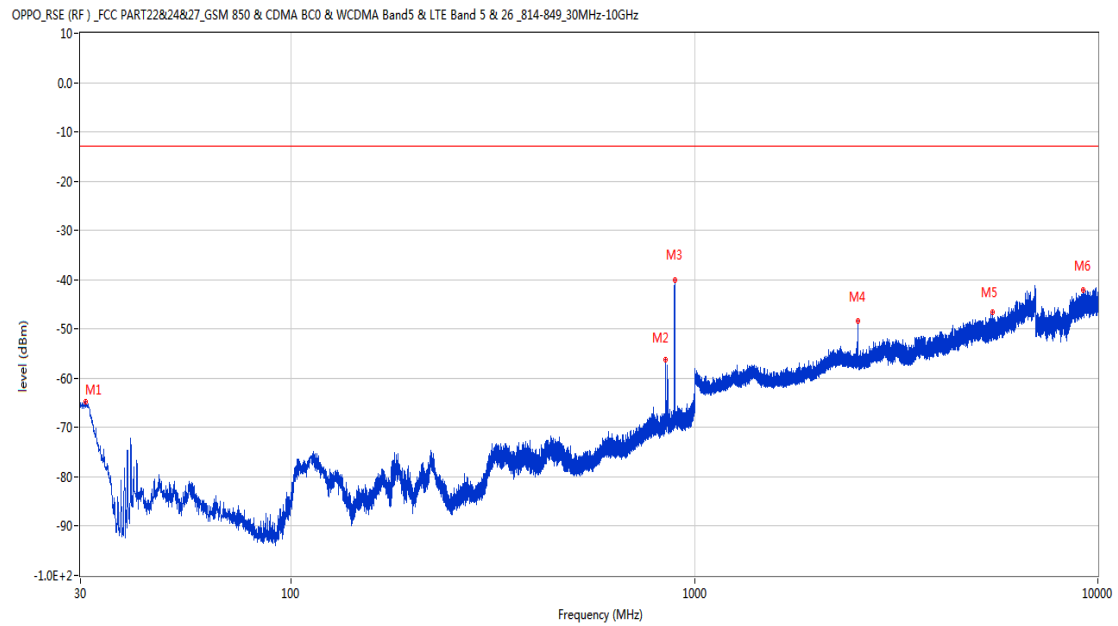
RSE-V&H WCDMA Band 5 CH4183



Frequency (MHz)	Result (dBm)	Factor (dB)	PK Limit (dBm)	Over Limit (dB)	Table (o)	ANT	EUT	Verdict
39.361	-66.01	-19.00	-13.0	-53.01	363.00	Vertical	Horizontal	Pass
836.458	-50.09	2.59	-13.0	-37.09	112.00	Vertical	Horizontal	N/A
880.108	-48.96	2.63	-13.0	-35.96	294.00	Vertical	Horizontal	N/A
2507.700	-46.33	-1.00	-13.0	-33.33	144.00	Vertical	Horizontal	Pass
6680.200	-41.46	11.78	-13.0	-28.46	106.00	Vertical	Horizontal	Pass
9294.401	-41.73	15.42	-13.0	-28.73	275.00	Vertical	Horizontal	Pass

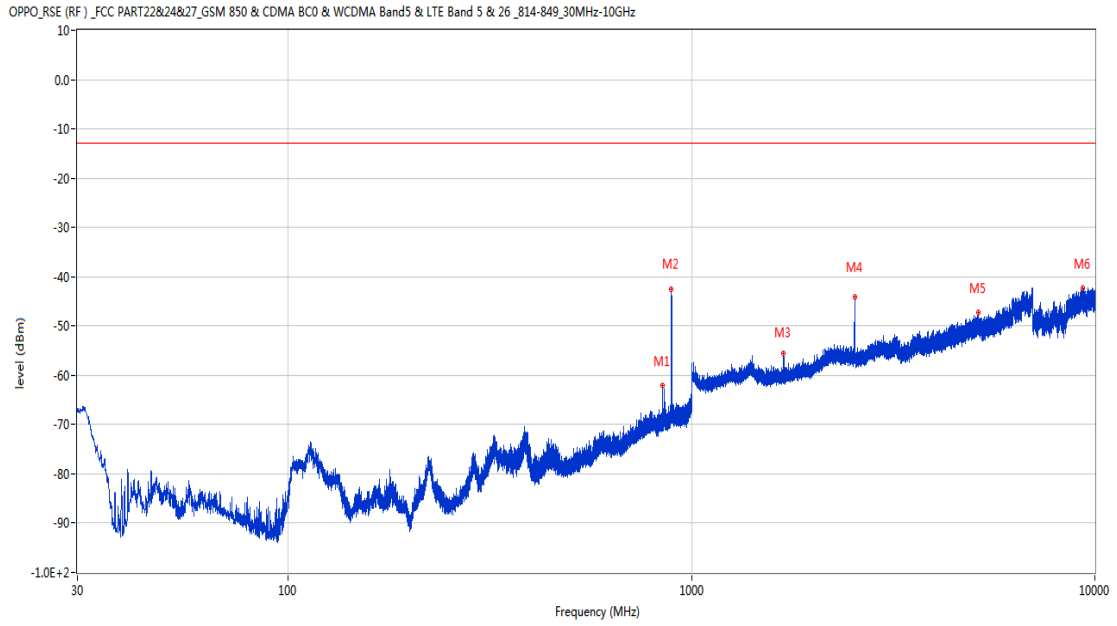
20.3 WCDMA Band 5 High Channel

RSE-H&H WCDMA Band 5 CH4233



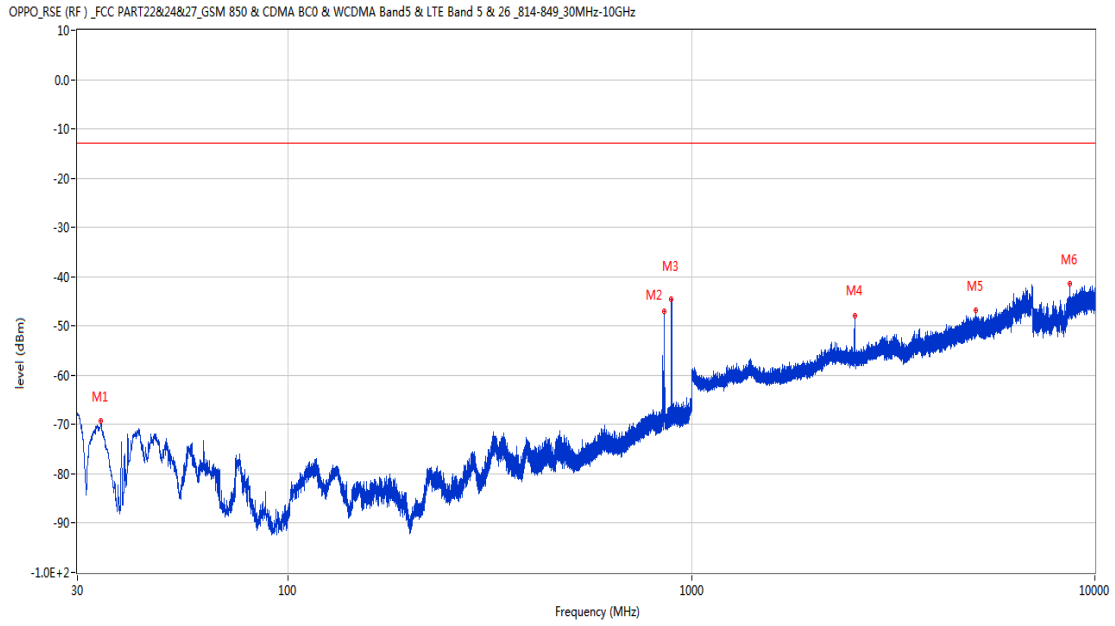
Frequency (MHz)	Result (dBm)	Factor (dB)	PK Limit (dBm)	Over Limit (dB)	Table (o)	ANT	EUT	Verdict
30.970	-64.84	-19.39	-13.0	-51.84	137.00	Horizontal	Horizontal	Pass
846.497	-56.33	2.53	-13.0	-43.33	137.00	Horizontal	Horizontal	N/A
892.864	-40.11	3.55	-13.0	-27.11	277.00	Horizontal	Horizontal	N/A
2536.500	-48.43	-1.08	-13.0	-35.43	138.00	Horizontal	Horizontal	Pass
5469.200	-46.65	7.40	-13.0	-33.65	320.00	Horizontal	Horizontal	Pass
9201.250	-42.06	15.34	-13.0	-29.06	237.00	Horizontal	Horizontal	Pass

RSE-H&V WCDMA Band 5 CH4233



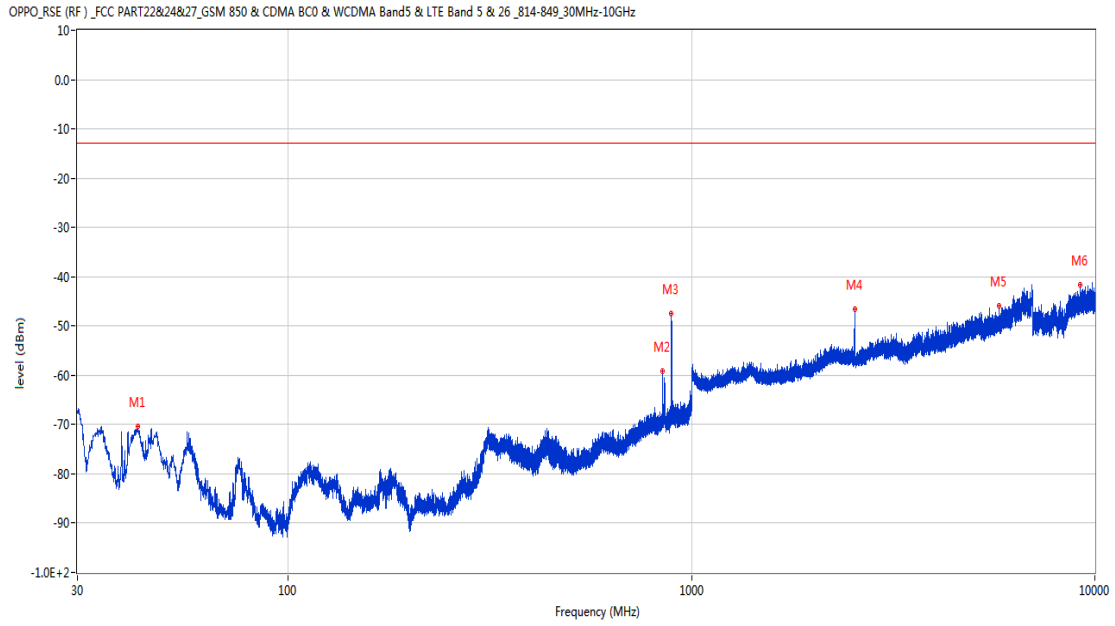
Frequency (MHz)	Result (dBm)	Factor (dB)	PK Limit (dBm)	Over Limit (dB)	Table (o)	ANT	EUT	Verdict
845.625	-62.15	2.55	-13.0	-49.15	35.00	Horizontal	Vertical	N/A
890.536	-42.58	3.43	-13.0	-29.58	183.00	Horizontal	Vertical	N/A
1691.800	-55.62	-5.57	-13.0	-42.62	351.00	Horizontal	Vertical	Pass
2540.500	-44.13	-1.16	-13.0	-31.13	316.00	Horizontal	Vertical	Pass
5145.400	-47.23	7.47	-13.0	-34.23	361.00	Horizontal	Vertical	Pass
9336.401	-42.41	15.27	-13.0	-29.41	124.00	Horizontal	Vertical	Pass

RSE-V&V WCDMA Band 5 CH4233



Frequency (MHz)	Result (dBm)	Factor (dB)	PK Limit (dBm)	Over Limit (dB)	Table (o)	ANT	EUT	Verdict
34.316	-69.18	-18.28	-13.0	-56.18	322.00	Vertical	Vertical	Pass
855.810	-47.03	2.28	-13.0	-34.03	2.00	Vertical	Vertical	N/A
891.651	-44.46	3.49	-13.0	-31.46	363.00	Vertical	Vertical	N/A
2536.300	-47.94	-1.09	-13.0	-34.94	0.00	Vertical	Vertical	Pass
5077.800	-46.90	7.34	-13.0	-33.90	13.00	Vertical	Vertical	Pass
8666.350	-41.42	13.52	-13.0	-28.42	189.00	Vertical	Vertical	Pass

RSE-V&H WCDMA Band 5 CH4233



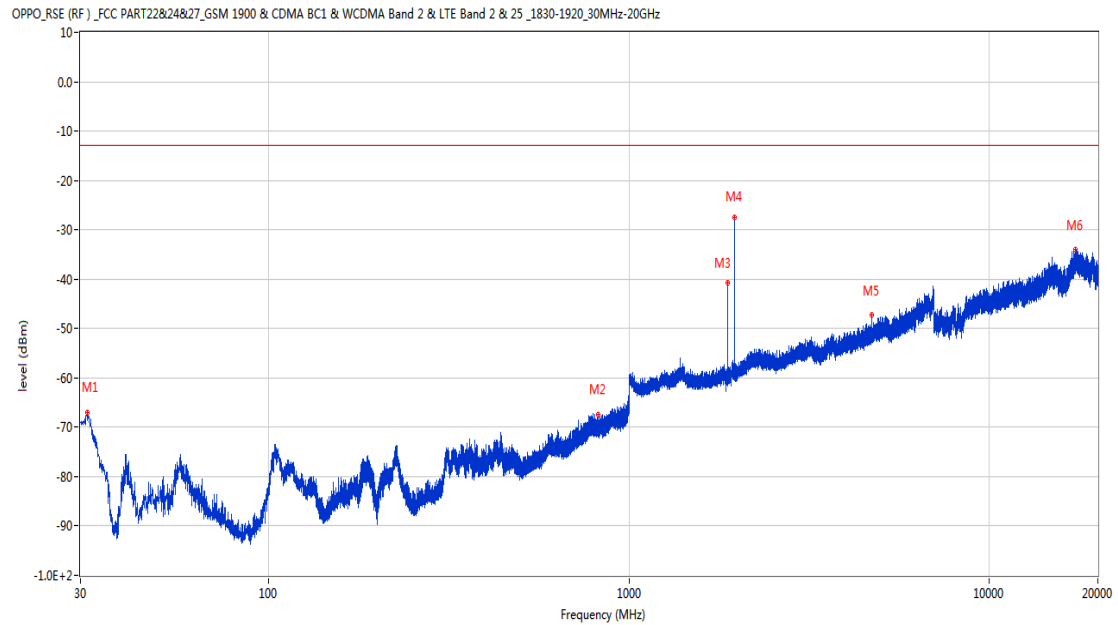
Frequency (MHz)	Result (dBm)	Factor (dB)	PK Limit (dBm)	Over Limit (dB)	Table (o)	ANT	EUT	Verdict
42.367	-70.47	-16.98	-13.0	-57.47	52.00	Vertical	Horizontal	Pass
846.352	-59.07	2.53	-13.0	-46.07	115.00	Vertical	Horizontal	N/A
890.002	-47.57	3.40	-13.0	-34.57	277.00	Vertical	Horizontal	N/A
2536.700	-46.66	-1.07	-13.0	-33.66	142.00	Vertical	Horizontal	Pass
5782.000	-45.99	7.90	-13.0	-32.99	140.00	Vertical	Horizontal	Pass
9203.200	-41.73	15.34	-13.0	-28.73	-1.00	Vertical	Horizontal	Pass

LTE

21 LTE Band 2

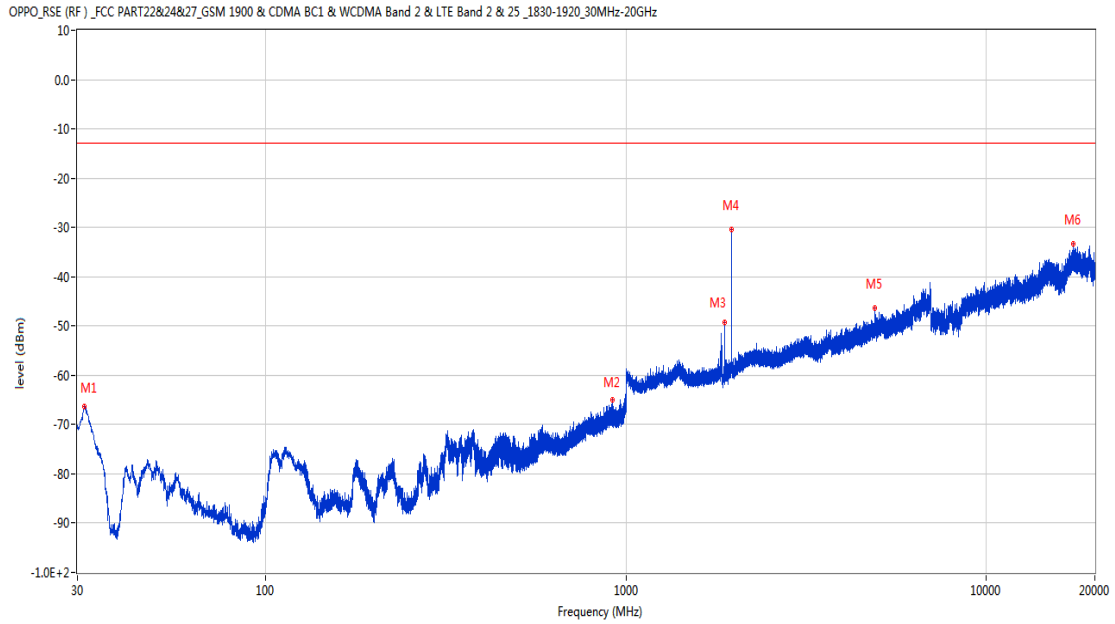
21.1 LTE Band 2 BW1.4, Middle Channel

RSE-H&H LTE Band 2 BW1.4 CH18900



Frequency (MHz)	Result (dBm)	Factor (dB)	PK Limit (dBm)	Over Limit (dB)	Table (o)	ANT	EUT	Verdict
31.407	-66.95	-18.33	-13.0	-53.95	93.00	Horizontal	Horizontal	Pass
819.338	-67.42	1.33	-13.0	-54.42	296.00	Horizontal	Horizontal	Pass
1879.900	-40.77	-4.03	-13.0	-27.77	177.00	Horizontal	Horizontal	N/A
1960.300	-27.41	-4.69	-13.0	-14.41	238.00	Horizontal	Horizontal	N/A
4726.600	-47.29	6.09	-13.0	-34.29	90.00	Horizontal	Horizontal	Pass
17304.089	-34.10	21.13	-13.0	-21.10	12.00	Horizontal	Horizontal	Pass

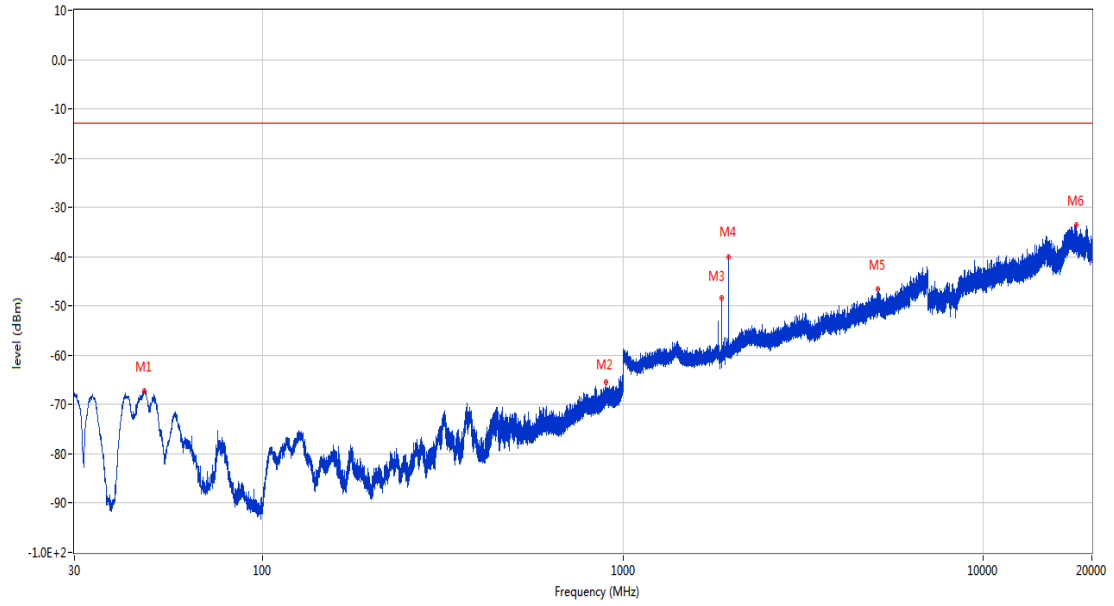
RSE-H&V LTE Band 2 BW1.4 CH18900



Frequency (MHz)	Result (dBm)	Factor (dB)	PK Limit (dBm)	Over Limit (dB)	Table (o)	ANT	EUT	Verdict
31.407	-66.22	-18.33	-13.0	-53.22	222.00	Horizontal	Vertical	Pass
916.823	-64.95	3.48	-13.0	-51.95	157.00	Horizontal	Vertical	Pass
1879.900	-49.29	-4.03	-13.0	-36.29	126.00	Horizontal	Vertical	N/A
1960.300	-30.47	-4.69	-13.0	-17.47	28.00	Horizontal	Vertical	N/A
4912.400	-46.45	7.91	-13.0	-33.45	195.00	Horizontal	Vertical	Pass
17470.839	-33.28	21.72	-13.0	-20.28	311.00	Horizontal	Vertical	Pass

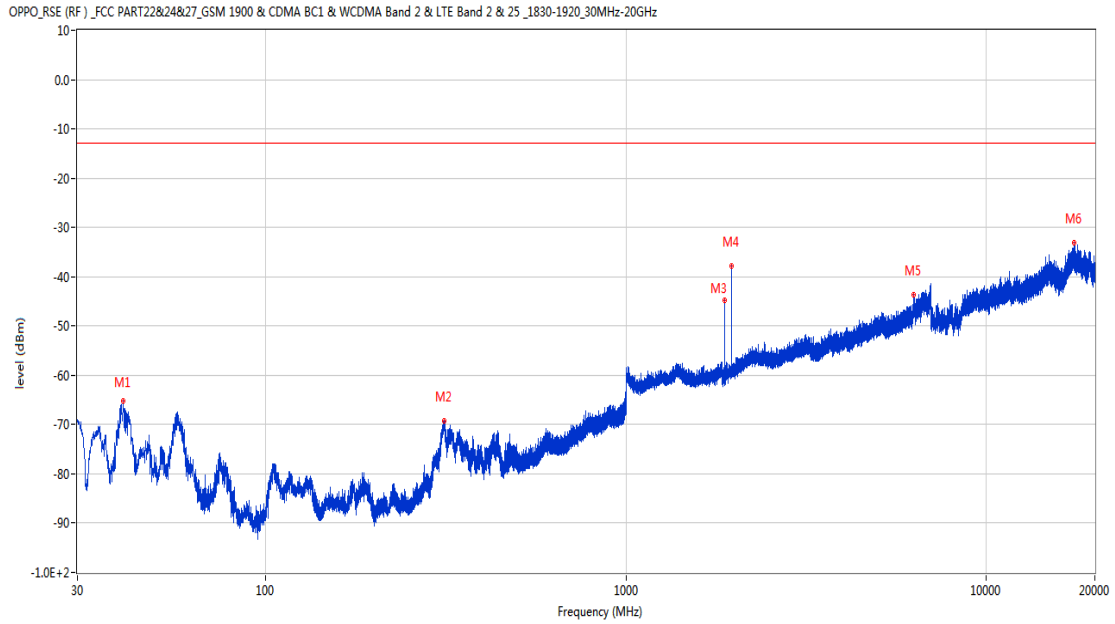
RSE-V&V LTE Band 2 BW1.4 CH18900

OPPO_RSE (RF) _ FCC PART22&24&27_GSM 1900 & CDMA BC1 & WCDMA Band 2 & LTE Band 2 & 25_1830-1920_30MHz-20GHz



Frequency (MHz)	Result (dBm)	Factor (dB)	PK Limit (dBm)	Over Limit (dB)	Table (o)	ANT	EUT	Verdict
46.830	-67.22	-17.41	-13.0	-54.22	21.00	Vertical	Vertical	Pass
897.859	-65.48	3.51	-13.0	-52.48	256.00	Vertical	Vertical	Pass
1880.000	-48.44	-4.03	-13.0	-35.44	351.00	Vertical	Vertical	N/A
1960.500	-39.96	-4.69	-13.0	-26.96	351.00	Vertical	Vertical	N/A
5098.400	-46.68	7.39	-13.0	-33.68	133.00	Vertical	Vertical	Pass
18084.188	-33.58	22.45	-13.0	-20.58	115.00	Vertical	Vertical	Pass

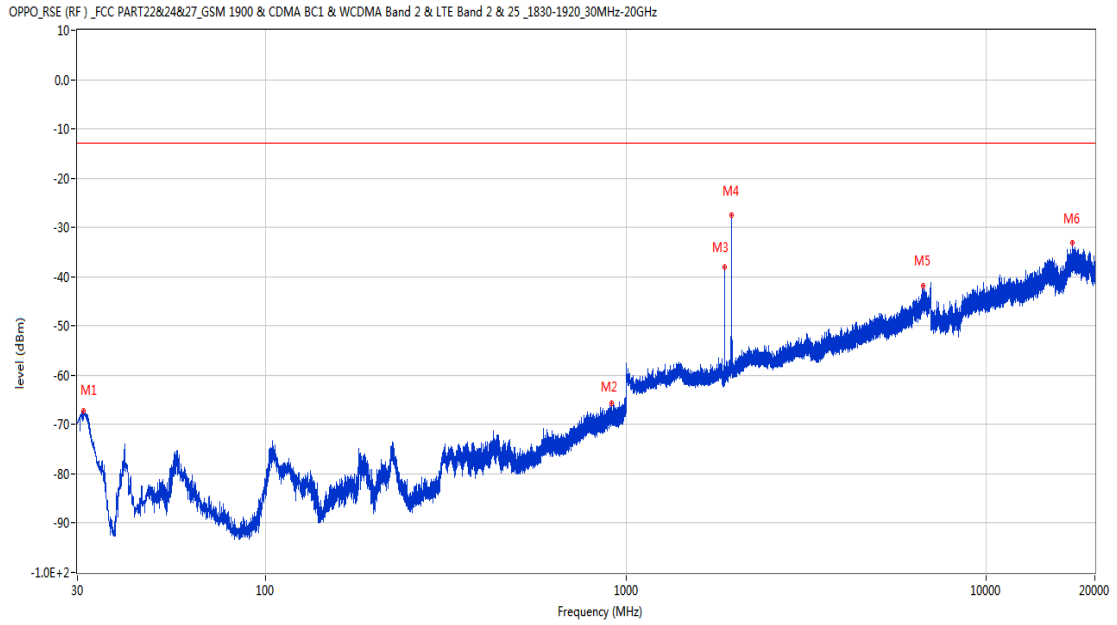
RSE-V&H LTE Band 2 BW1.4 CH18900



Frequency (MHz)	Result (dBm)	Factor (dB)	PK Limit (dBm)	Over Limit (dB)	Table (o)	ANT	EUT	Verdict
40.282	-65.32	-18.41	-13.0	-52.32	203.00	Vertical	Horizontal	Pass
312.803	-69.28	-11.96	-13.0	-56.28	42.00	Vertical	Horizontal	Pass
1879.900	-44.89	-4.03	-13.0	-31.89	41.00	Vertical	Horizontal	N/A
1960.400	-37.90	-4.69	-13.0	-24.90	116.00	Vertical	Horizontal	N/A
6283.200	-43.69	11.32	-13.0	-30.69	210.00	Vertical	Horizontal	Pass
17492.589	-33.20	21.32	-13.0	-20.20	360.00	Vertical	Horizontal	Pass

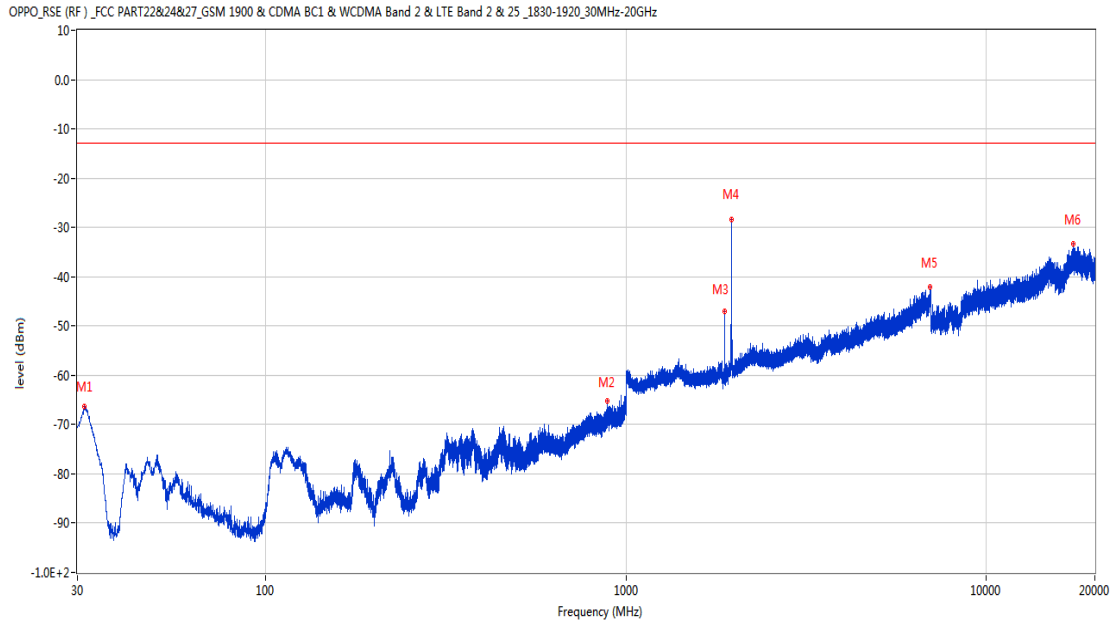
21.2 LTE Band 2 BW3, Middle Channel

RSE-H&H LTE Band 2 BW3 CH18900



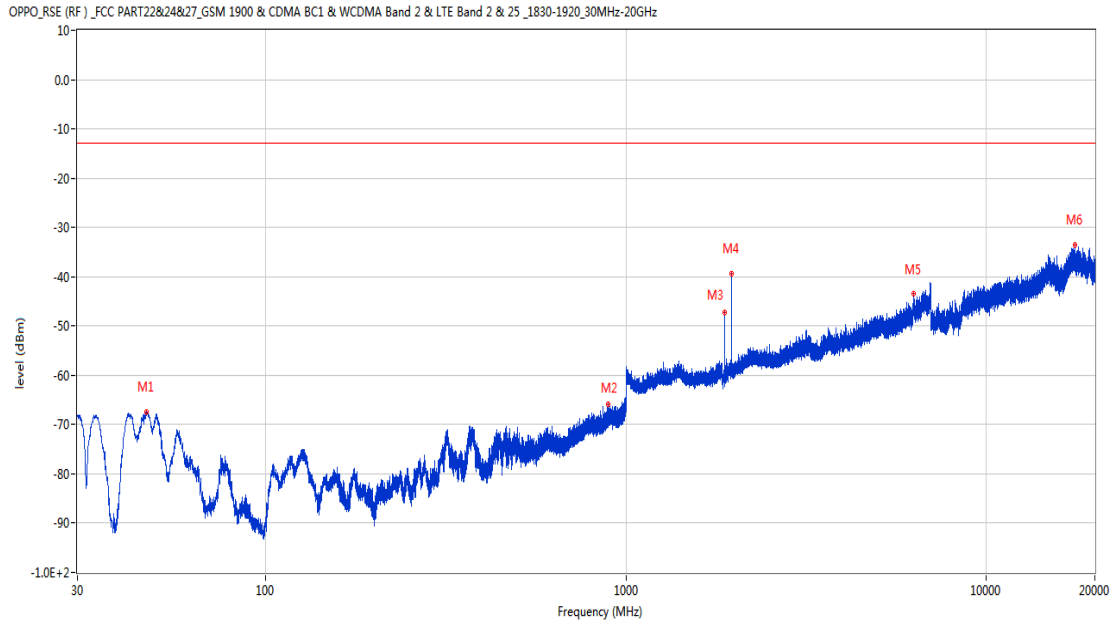
Frequency (MHz)	Result (dBm)	Factor (dB)	PK Limit (dBm)	Over Limit (dB)	Table (o)	ANT	EUT	Verdict
31.164	-67.18	-18.93	-13.0	-54.18	126.00	Horizontal	Horizontal	Pass
911.391	-65.60	3.34	-13.0	-52.60	171.00	Horizontal	Horizontal	Pass
1879.100	-38.00	-4.04	-13.0	-25.00	162.00	Horizontal	Horizontal	N/A
1960.800	-27.51	-4.69	-13.0	-14.51	217.00	Horizontal	Horizontal	N/A
6676.200	-41.79	11.72	-13.0	-28.79	317.00	Horizontal	Horizontal	Pass
17296.114	-33.11	21.13	-13.0	-20.11	319.00	Horizontal	Horizontal	Pass

RSE-H&V LTE Band 2 BW3 CH18900



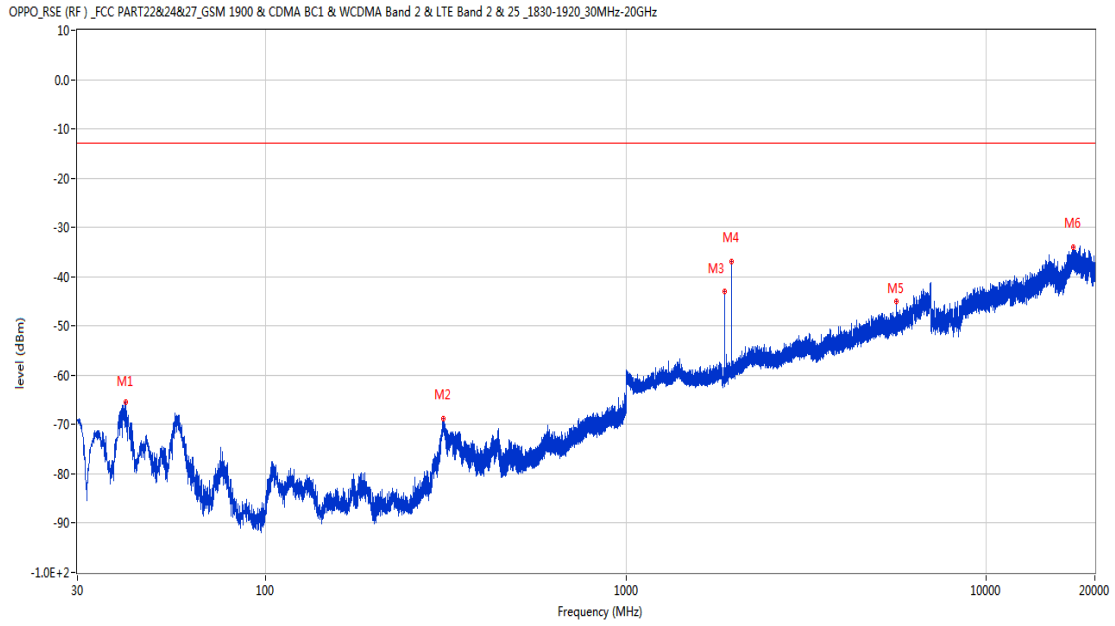
Frequency (MHz)	Result (dBm)	Factor (dB)	PK Limit (dBm)	Over Limit (dB)	Table (o)	ANT	EUT	Verdict
31.358	-66.39	-18.45	-13.0	-53.39	196.00	Horizontal	Vertical	Pass
887.577	-65.16	3.01	-13.0	-52.16	181.00	Horizontal	Vertical	Pass
1879.300	-47.12	-4.04	-13.0	-34.12	137.00	Horizontal	Vertical	N/A
1960.200	-28.29	-4.68	-13.0	-15.29	42.00	Horizontal	Vertical	N/A
6992.600	-42.09	13.59	-13.0	-29.09	208.00	Horizontal	Vertical	Pass
17420.450	-33.31	22.64	-13.0	-20.31	235.00	Horizontal	Vertical	Pass

RSE-V&V LTE Band 2 BW3 CH18900



Frequency (MHz)	Result (dBm)	Factor (dB)	PK Limit (dBm)	Over Limit (dB)	Table (o)	ANT	EUT	Verdict
46.636	-67.46	-17.44	-13.0	-54.46	8.00	Vertical	Vertical	Pass
889.857	-65.78	3.19	-13.0	-52.78	81.00	Vertical	Vertical	Pass
1879.200	-47.28	-4.04	-13.0	-34.28	344.00	Vertical	Vertical	N/A
1961.000	-39.29	-4.70	-13.0	-26.29	124.00	Vertical	Vertical	N/A
6288.200	-43.34	11.45	-13.0	-30.34	50.00	Vertical	Vertical	Pass
17616.200	-33.59	21.82	-13.0	-20.59	349.00	Vertical	Vertical	Pass

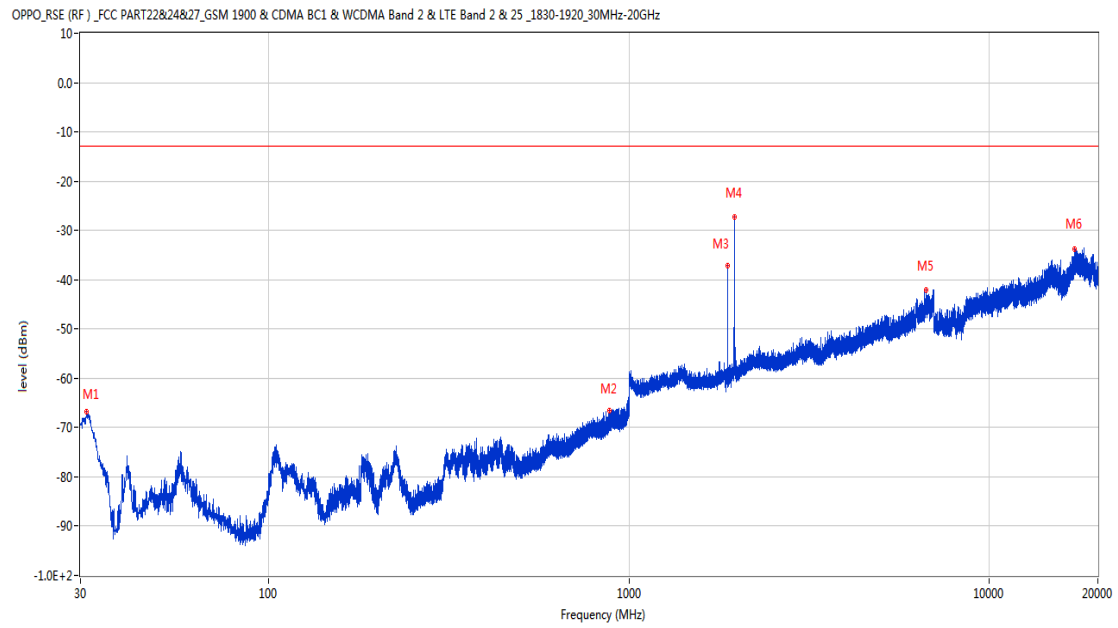
RSE-V&H LTE Band 2 BW3 CH18900



Frequency (MHz)	Result (dBm)	Factor (dB)	PK Limit (dBm)	Over Limit (dB)	Table (o)	ANT	EUT	Verdict
40.864	-65.50	-17.96	-13.0	-52.50	65.00	Vertical	Horizontal	Pass
311.300	-68.80	-12.01	-13.0	-55.80	-3.00	Vertical	Horizontal	Pass
1879.000	-43.07	-4.04	-13.0	-30.07	53.00	Vertical	Horizontal	N/A
1961.200	-37.03	-4.70	-13.0	-24.03	285.00	Vertical	Horizontal	N/A
5636.600	-44.99	7.15	-13.0	-31.99	167.00	Vertical	Horizontal	Pass
17420.087	-34.08	22.65	-13.0	-21.08	-1.00	Vertical	Horizontal	Pass

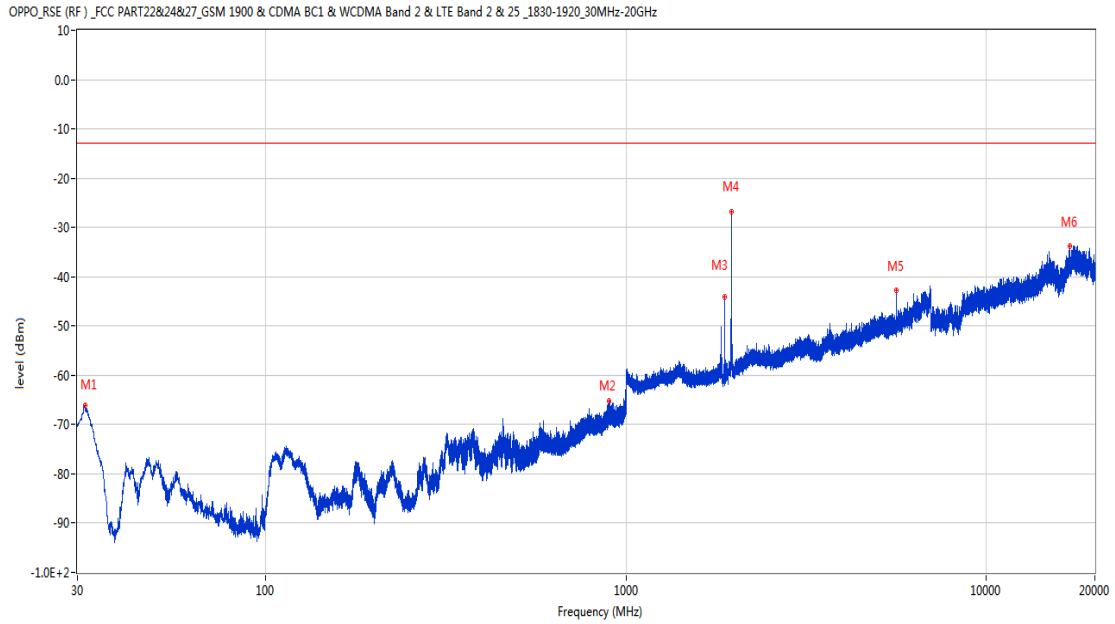
21.3 LTE Band 2 BW5, Middle Channel

RSE-H&H LTE Band 2 BW5 CH18900



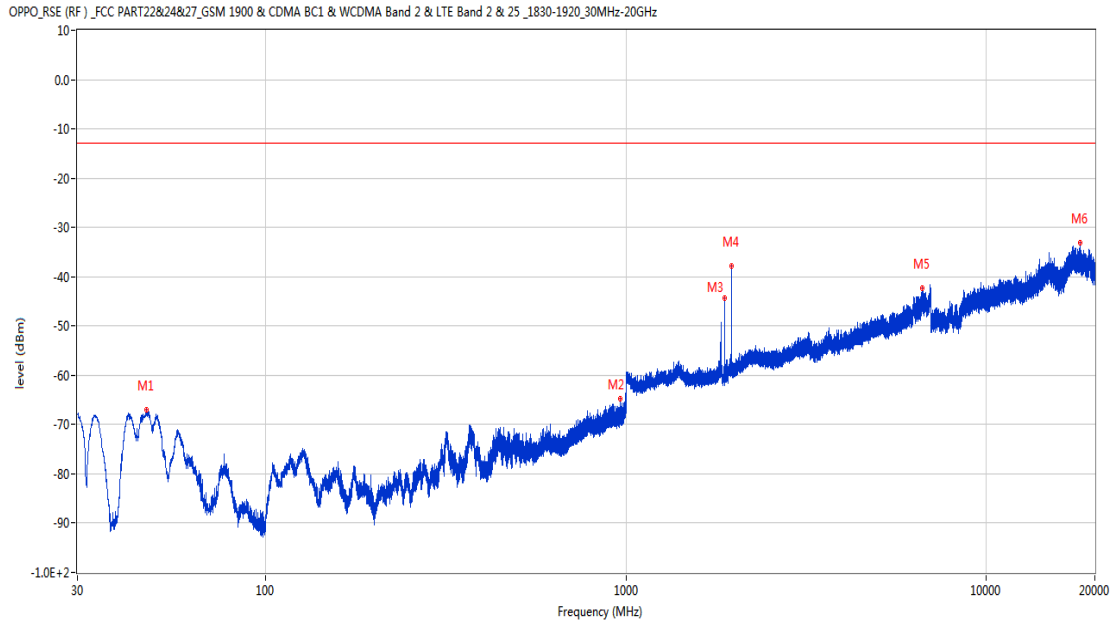
Frequency (MHz)	Result (dBm)	Factor (dB)	PK Limit (dBm)	Over Limit (dB)	Table (o)	ANT	EUT	Verdict
31.164	-66.82	-18.93	-13.0	-53.82	146.00	Horizontal	Horizontal	Pass
881.999	-66.51	2.75	-13.0	-53.51	7.00	Horizontal	Horizontal	Pass
1878.200	-37.25	-4.05	-13.0	-24.25	170.00	Horizontal	Horizontal	N/A
1960.200	-27.36	-4.68	-13.0	-14.36	232.00	Horizontal	Horizontal	N/A
6682.200	-42.09	11.84	-13.0	-29.09	184.00	Horizontal	Horizontal	Pass
17261.677	-33.86	21.05	-13.0	-20.86	269.00	Horizontal	Horizontal	Pass

RSE-H&V LTE Band 2 BW5 CH18900



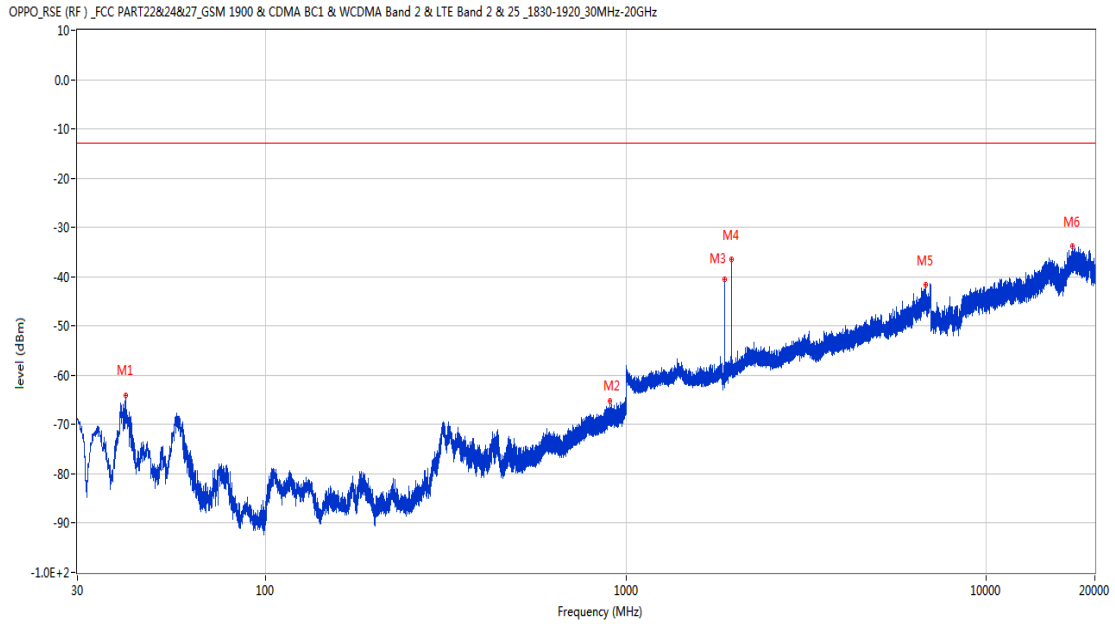
Frequency (MHz)	Result (dBm)	Factor (dB)	PK Limit (dBm)	Over Limit (dB)	Table (o)	ANT	EUT	Verdict
31.503	-66.05	-18.08	-13.0	-53.05	121.00	Horizontal	Vertical	Pass
897.956	-65.32	3.52	-13.0	-52.32	187.00	Horizontal	Vertical	Pass
1878.300	-44.18	-4.05	-13.0	-31.18	129.00	Horizontal	Vertical	N/A
1961.100	-26.92	-4.70	-13.0	-13.92	31.00	Horizontal	Vertical	N/A
5633.800	-42.85	7.22	-13.0	-29.85	41.00	Horizontal	Vertical	Pass
17021.699	-33.81	20.67	-13.0	-20.81	276.00	Horizontal	Vertical	Pass

RSE-V&V LTE Band 2 BW5 CH18900



Frequency (MHz)	Result (dBm)	Factor (dB)	PK Limit (dBm)	Over Limit (dB)	Table (o)	ANT	EUT	Verdict
46.636	-67.10	-17.44	-13.0	-54.10	0.00	Vertical	Vertical	Pass
965.614	-64.78	3.68	-13.0	-51.78	-3.00	Vertical	Vertical	Pass
1878.200	-44.27	-4.05	-13.0	-31.27	361.00	Vertical	Vertical	N/A
1961.500	-37.85	-4.70	-13.0	-24.85	342.00	Vertical	Vertical	N/A
6619.400	-42.33	12.06	-13.0	-29.33	361.00	Vertical	Vertical	Pass
18178.437	-33.15	22.36	-13.0	-20.15	-3.00	Vertical	Vertical	Pass

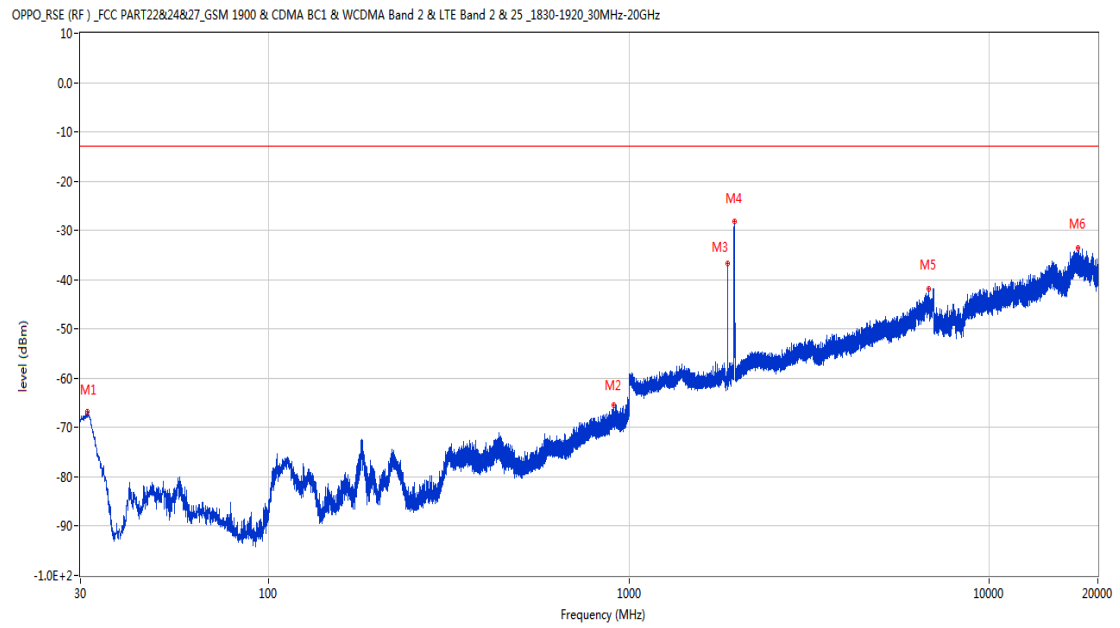
RSE-V&H LTE Band 2 BW5 CH18900



Frequency (MHz)	Result (dBm)	Factor (dB)	PK Limit (dBm)	Over Limit (dB)	Table (o)	ANT	EUT	Verdict
40.913	-64.19	-17.92	-13.0	-51.19	93.00	Vertical	Horizontal	Pass
903.679	-65.28	3.53	-13.0	-52.28	277.00	Vertical	Horizontal	Pass
1878.200	-40.55	-4.05	-13.0	-27.55	50.00	Vertical	Horizontal	N/A
1961.100	-36.48	-4.70	-13.0	-23.48	134.00	Vertical	Horizontal	N/A
6775.600	-41.66	11.78	-13.0	-28.66	247.00	Vertical	Horizontal	Pass
17333.088	-33.82	21.08	-13.0	-20.82	202.00	Vertical	Horizontal	Pass

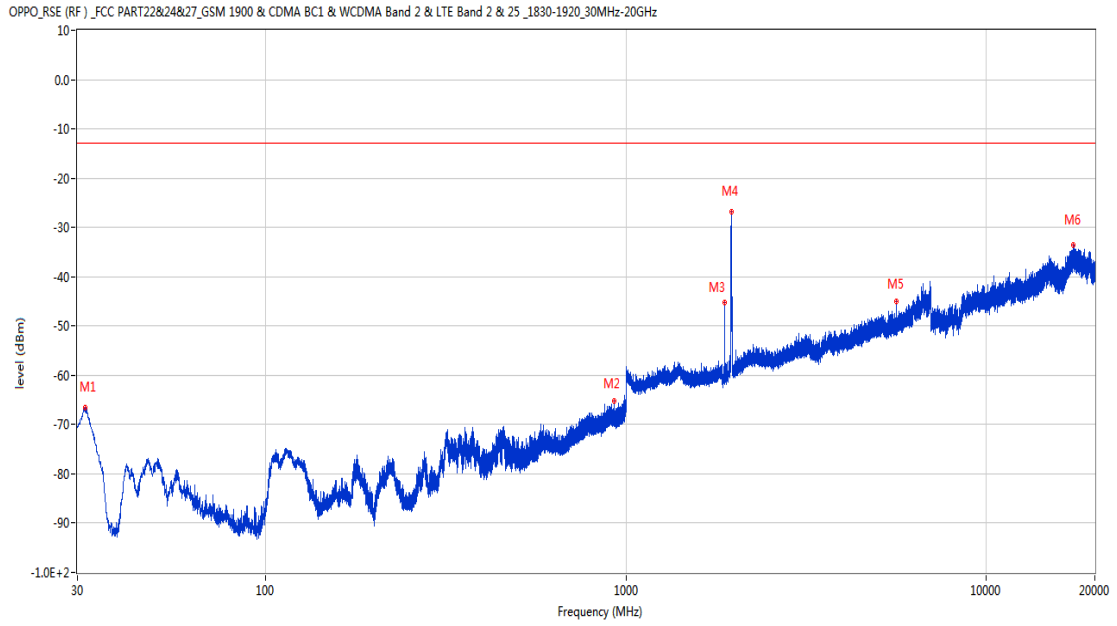
21.4 LTE Band 2 BW10, Middle Channel

RSE-H&H LTE Band 2 BW10 CH18900



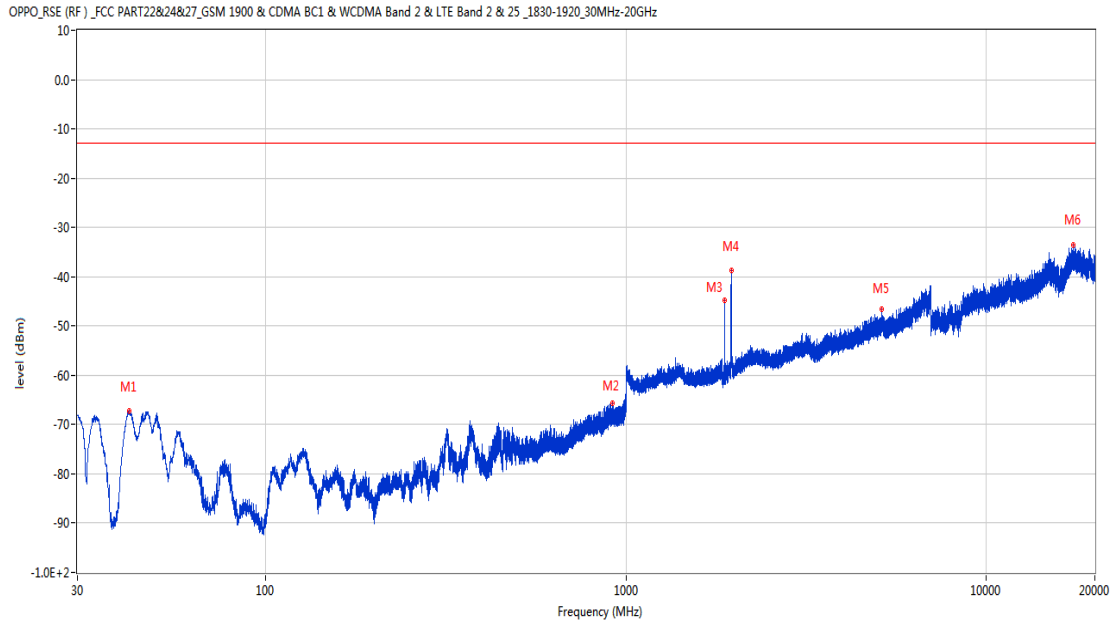
Frequency (MHz)	Result (dBm)	Factor (dB)	PK Limit (dBm)	Over Limit (dB)	Table (o)	ANT	EUT	Verdict
31.358	-66.83	-18.45	-13.0	-53.83	181.00	Horizontal	Horizontal	Pass
906.055	-65.38	3.51	-13.0	-52.38	138.00	Horizontal	Horizontal	Pass
1876.100	-36.80	-4.08	-13.0	-23.80	160.00	Horizontal	Horizontal	N/A
1958.700	-28.11	-4.67	-13.0	-15.11	215.00	Horizontal	Horizontal	N/A
6779.600	-41.88	11.91	-13.0	-28.88	31.00	Horizontal	Horizontal	Pass
17589.737	-33.52	22.08	-13.0	-20.52	14.00	Horizontal	Horizontal	Pass

RSE-H&V LTE Band 2 BW10 CH18900



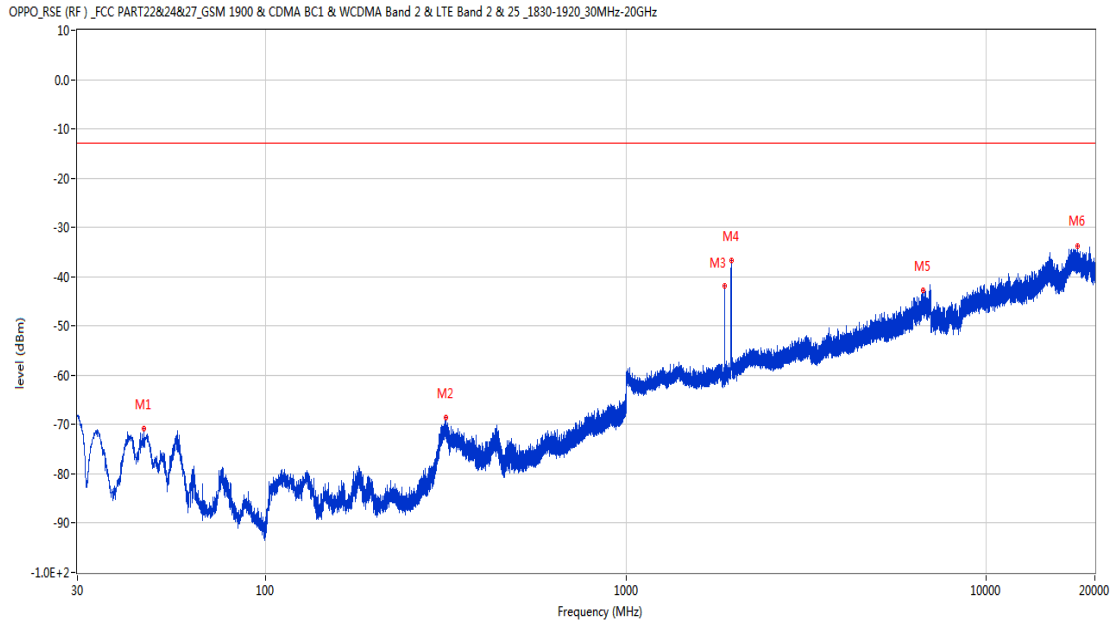
Frequency (MHz)	Result (dBm)	Factor (dB)	PK Limit (dBm)	Over Limit (dB)	Table (o)	ANT	EUT	Verdict
31.503	-66.61	-18.08	-13.0	-53.61	137.00	Horizontal	Vertical	Pass
924.486	-65.21	3.51	-13.0	-52.21	10.00	Horizontal	Vertical	Pass
1876.000	-45.28	-4.08	-13.0	-32.28	131.00	Horizontal	Vertical	N/A
1959.900	-26.86	-4.68	-13.0	-13.86	49.00	Horizontal	Vertical	N/A
5627.400	-45.05	7.09	-13.0	-32.05	307.00	Horizontal	Vertical	Pass
17408.850	-33.59	22.69	-13.0	-20.59	260.00	Horizontal	Vertical	Pass

RSE-V&V LTE Band 2 BW10 CH18900



Frequency (MHz)	Result (dBm)	Factor (dB)	PK Limit (dBm)	Over Limit (dB)	Table (o)	ANT	EUT	Verdict
41.737	-67.28	-17.47	-13.0	-54.28	92.00	Vertical	Vertical	Pass
914.980	-65.67	3.48	-13.0	-52.67	158.00	Vertical	Vertical	Pass
1876.000	-44.84	-4.08	-13.0	-31.84	-1.00	Vertical	Vertical	N/A
1963.100	-38.69	-4.65	-13.0	-25.69	104.00	Vertical	Vertical	N/A
5124.600	-46.61	7.96	-13.0	-33.61	237.00	Vertical	Vertical	Pass
17419.000	-33.65	22.66	-13.0	-20.65	299.00	Vertical	Vertical	Pass

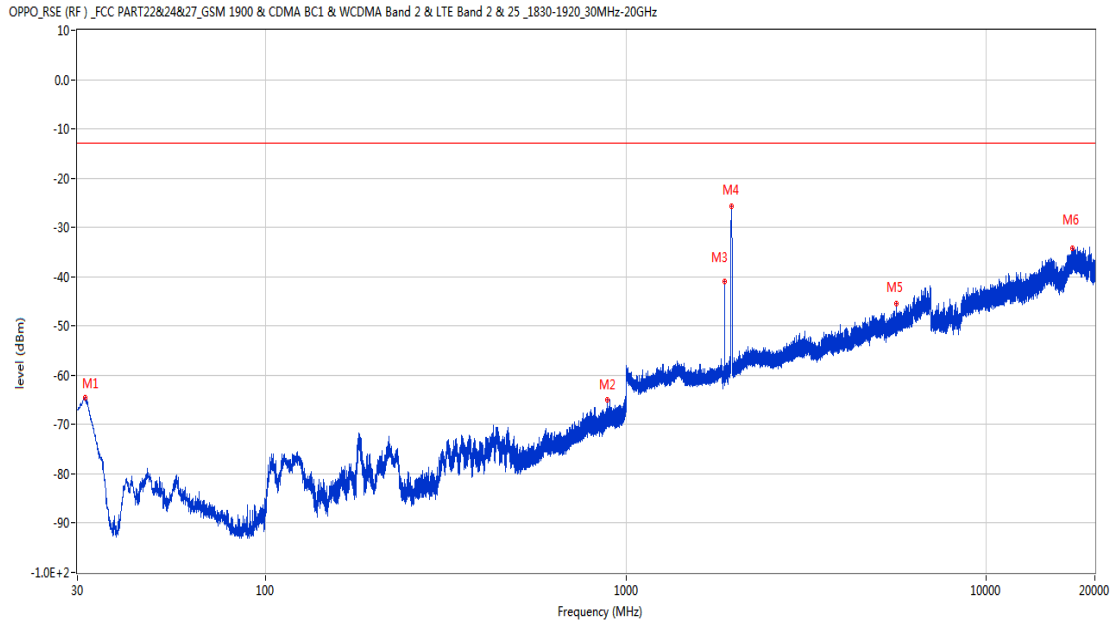
RSE-V&H LTE Band 2 BW10 CH18900



Frequency (MHz)	Result (dBm)	Factor (dB)	PK Limit (dBm)	Over Limit (dB)	Table (o)	ANT	EUT	Verdict
45.908	-70.77	-17.42	-13.0	-57.77	-3.00	Vertical	Horizontal	Pass
315.422	-68.58	-11.81	-13.0	-55.58	0.00	Vertical	Horizontal	Pass
1875.900	-41.84	-4.08	-13.0	-28.84	77.00	Vertical	Horizontal	N/A
1962.100	-36.67	-4.69	-13.0	-23.67	209.00	Vertical	Horizontal	N/A
6682.800	-42.79	11.87	-13.0	-29.79	1.00	Vertical	Horizontal	Pass
17873.213	-33.76	22.45	-13.0	-20.76	236.00	Vertical	Horizontal	Pass

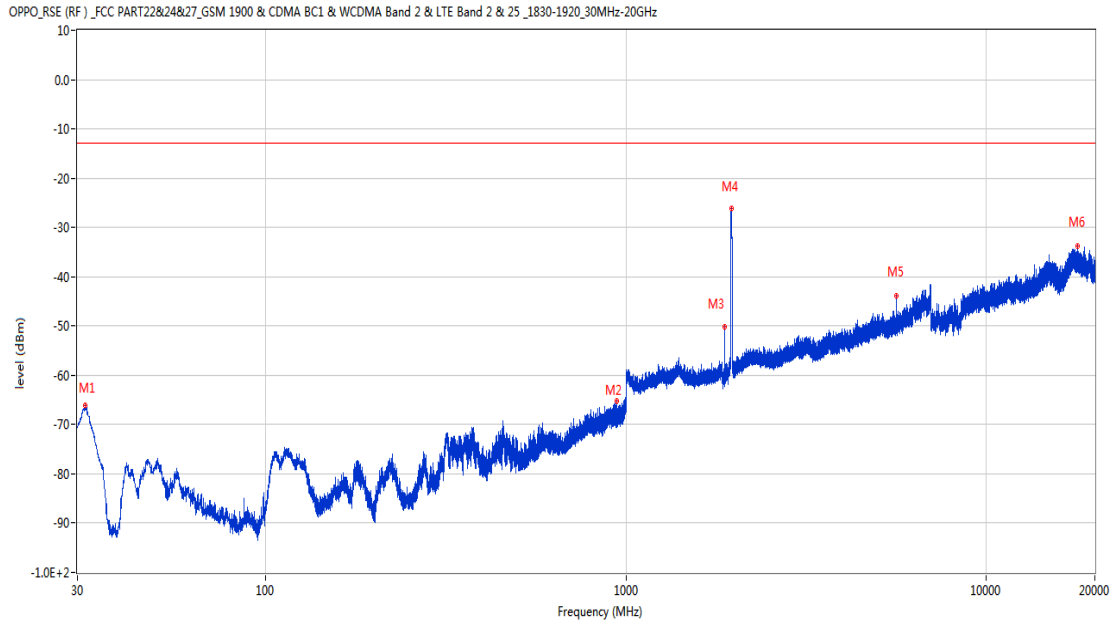
21.5 LTE Band 2 BW15, Middle Channel

RSE-H&H LTE Band 2 BW15 CH18900



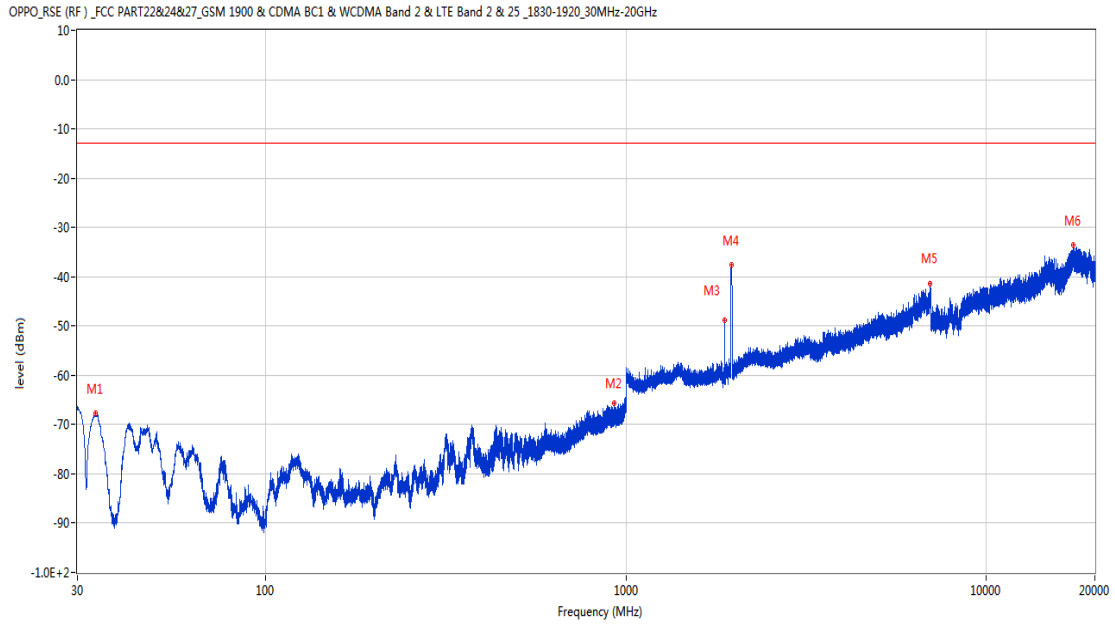
Frequency (MHz)	Result (dBm)	Factor (dB)	PK Limit (dBm)	Over Limit (dB)	Table (o)	ANT	EUT	Verdict
31.455	-64.62	-18.20	-13.0	-51.62	137.00	Horizontal	Horizontal	Pass
886.801	-65.04	2.94	-13.0	-52.04	-3.00	Horizontal	Horizontal	Pass
1873.800	-41.04	-4.11	-13.0	-28.04	171.00	Horizontal	Horizontal	N/A
1959.700	-25.68	-4.68	-13.0	-12.68	235.00	Horizontal	Horizontal	N/A
5620.600	-45.50	7.01	-13.0	-32.50	139.00	Horizontal	Horizontal	Pass
17347.226	-34.21	21.22	-13.0	-21.21	237.00	Horizontal	Horizontal	Pass

RSE-H&V LTE Band 2 BW15 CH18900



Frequency (MHz)	Result (dBm)	Factor (dB)	PK Limit (dBm)	Over Limit (dB)	Table (o)	ANT	EUT	Verdict
31.503	-66.15	-18.08	-13.0	-53.15	196.00	Horizontal	Vertical	Pass
943.061	-65.25	3.18	-13.0	-52.25	311.00	Horizontal	Vertical	Pass
1873.800	-50.21	-4.11	-13.0	-37.21	152.00	Horizontal	Vertical	N/A
1958.600	-26.22	-4.67	-13.0	-13.22	21.00	Horizontal	Vertical	N/A
5620.600	-43.98	7.01	-13.0	-30.98	37.00	Horizontal	Vertical	Pass
17900.401	-33.70	22.85	-13.0	-20.70	28.00	Horizontal	Vertical	Pass

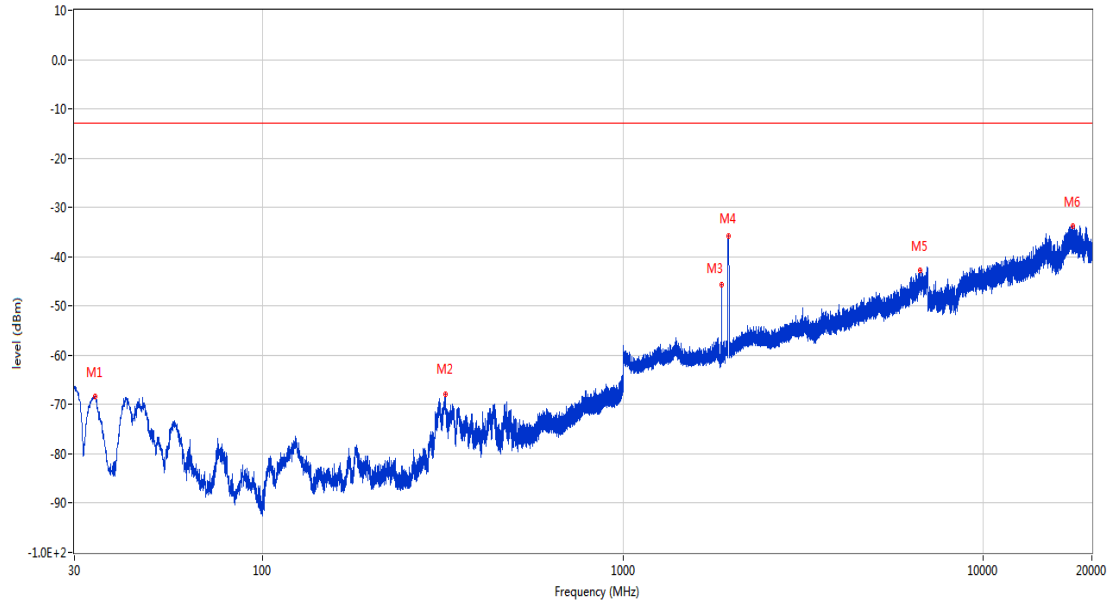
RSE-V&V LTE Band 2 BW15 CH18900



Frequency (MHz)	Result (dBm)	Factor (dB)	PK Limit (dBm)	Over Limit (dB)	Table (o)	ANT	EUT	Verdict
33.734	-67.68	-17.84	-13.0	-54.68	260.00	Vertical	Vertical	Pass
927.832	-65.57	3.39	-13.0	-52.57	205.00	Vertical	Vertical	Pass
1873.700	-48.91	-4.11	-13.0	-35.91	0.00	Vertical	Vertical	N/A
1963.300	-37.69	-4.64	-13.0	-24.69	305.00	Vertical	Vertical	N/A
6979.600	-41.38	13.87	-13.0	-28.38	114.00	Vertical	Vertical	Pass
17422.262	-33.65	22.60	-13.0	-20.65	192.00	Vertical	Vertical	Pass

RSE-V&H LTE Band 2 BW15 CH18900

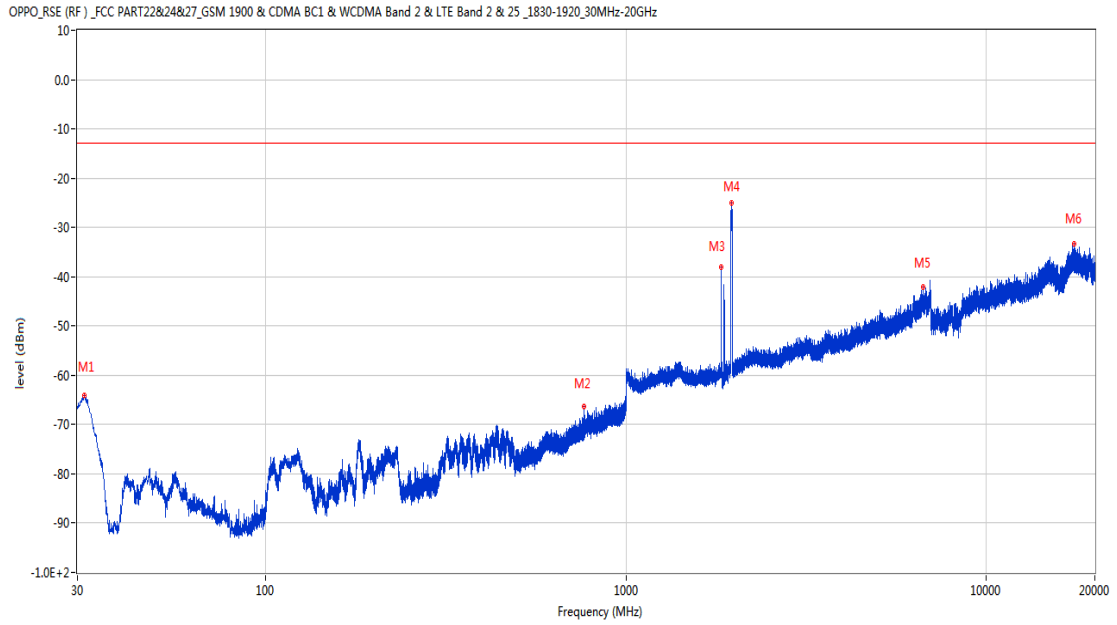
OPPO_RSE (RF) _ FCC PART22&24&27_GSM 1900 & CDMA BC1 & WCDMA Band 2 & LTE Band 2 & 25_1830-1920_30MHz-20GHz



Frequency (MHz)	Result (dBm)	Factor (dB)	PK Limit (dBm)	Over Limit (dB)	Table (o)	ANT	EUT	Verdict
34.171	-68.31	-18.26	-13.0	-55.31	312.00	Vertical	Horizontal	Pass
320.903	-67.86	-11.50	-13.0	-54.86	363.00	Vertical	Horizontal	Pass
1873.800	-45.78	-4.11	-13.0	-32.78	37.00	Vertical	Horizontal	N/A
1957.300	-35.78	-4.67	-13.0	-22.78	130.00	Vertical	Horizontal	N/A
6686.800	-42.86	11.97	-13.0	-29.86	62.00	Vertical	Horizontal	Pass
17750.688	-33.72	21.49	-13.0	-20.72	351.00	Vertical	Horizontal	Pass

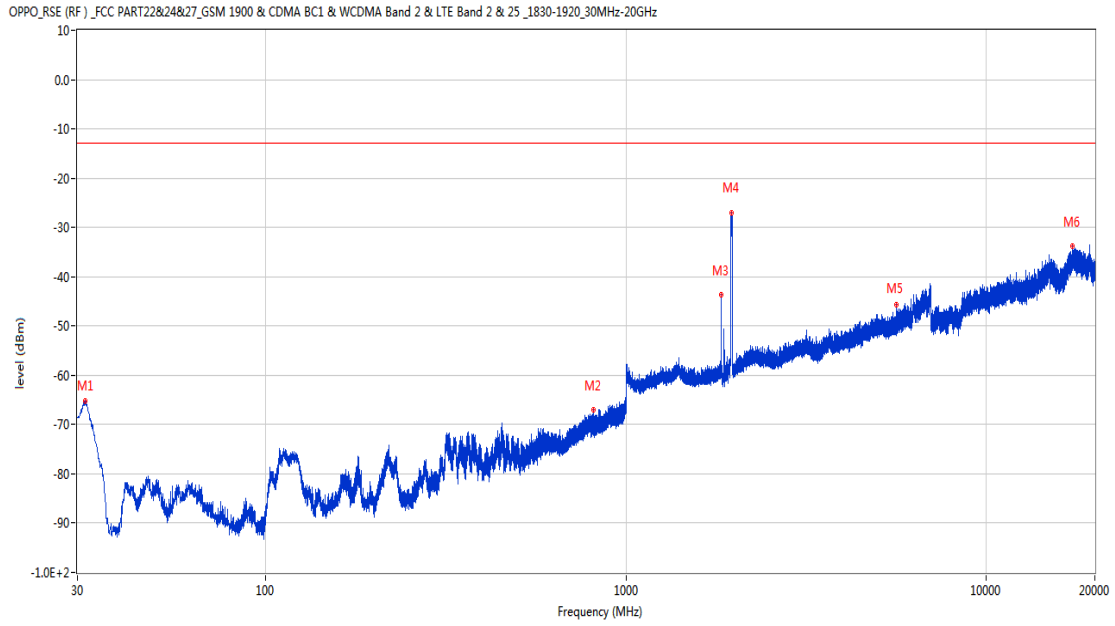
21.6 LTE Band 2 BW20, Middle Channel

RSE-H&H LTE Band 2 BW20 CH18900



Frequency (MHz)	Result (dBm)	Factor (dB)	PK Limit (dBm)	Over Limit (dB)	Table (o)	ANT	EUT	Verdict
31.407	-63.99	-18.33	-13.0	-50.99	167.00	Horizontal	Horizontal	Pass
762.253	-66.43	0.55	-13.0	-53.43	283.00	Horizontal	Horizontal	Pass
1835.700	-38.07	-4.49	-13.0	-25.07	169.00	Horizontal	Horizontal	N/A
1959.100	-25.04	-4.67	-13.0	-12.04	213.00	Horizontal	Horizontal	N/A
6674.400	-42.17	11.67	-13.0	-29.17	201.00	Horizontal	Horizontal	Pass
17558.563	-33.31	22.48	-13.0	-20.31	259.00	Horizontal	Horizontal	Pass

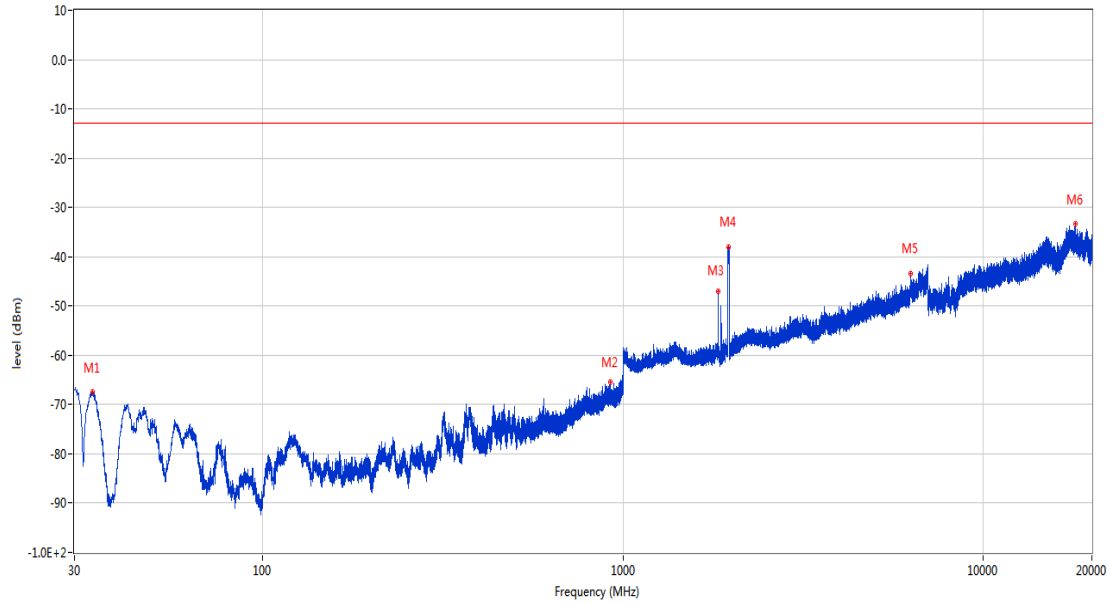
RSE-H&V LTE Band 2 BW20 CH18900



Frequency (MHz)	Result (dBm)	Factor (dB)	PK Limit (dBm)	Over Limit (dB)	Table (o)	ANT	EUT	Verdict
31.455	-65.11	-18.20	-13.0	-52.11	155.00	Horizontal	Vertical	Pass
812.596	-67.02	1.37	-13.0	-54.02	-3.00	Horizontal	Vertical	Pass
1835.900	-43.66	-4.48	-13.0	-30.66	0.00	Horizontal	Vertical	N/A
1966.300	-27.08	-4.55	-13.0	-14.08	39.00	Horizontal	Vertical	N/A
5613.600	-45.67	6.91	-13.0	-32.67	24.00	Horizontal	Vertical	Pass
17287.051	-33.80	21.11	-13.0	-20.80	94.00	Horizontal	Vertical	Pass

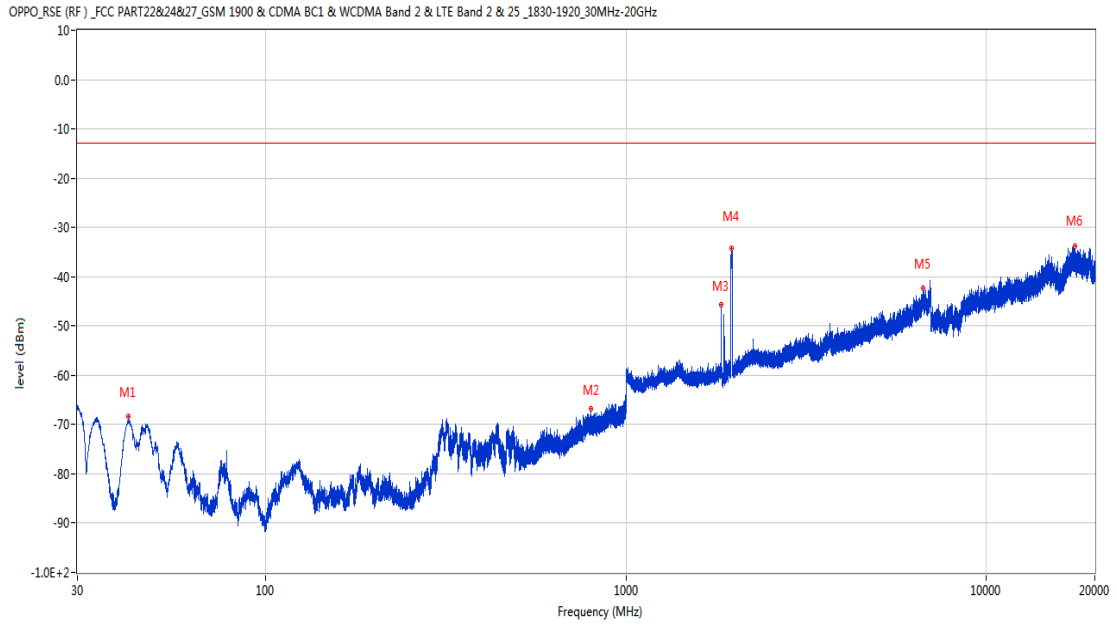
RSE-V&V LTE Band 2 BW20 CH18900

OPPO_RSE (RF) _FCC PART2&24&27_GSM 1900 & CDMA BC1 & WCDMA Band 2 & LTE Band 2 & 25_1830-1920_30MHz-20GHz



Frequency (MHz)	Result (dBm)	Factor (dB)	PK Limit (dBm)	Over Limit (dB)	Table (o)	ANT	EUT	Verdict
33.686	-67.43	-17.77	-13.0	-54.43	363.00	Vertical	Vertical	Pass
920.169	-65.45	3.47	-13.0	-52.45	106.00	Vertical	Vertical	Pass
1835.900	-46.92	-4.48	-13.0	-33.92	360.00	Vertical	Vertical	N/A
1966.500	-37.99	-4.53	-13.0	-24.99	120.00	Vertical	Vertical	N/A
6273.200	-43.40	11.14	-13.0	-30.40	262.00	Vertical	Vertical	Pass
18058.449	-33.25	23.00	-13.0	-20.25	0.00	Vertical	Vertical	Pass

RSE-V&H LTE Band 2 BW20 CH18900

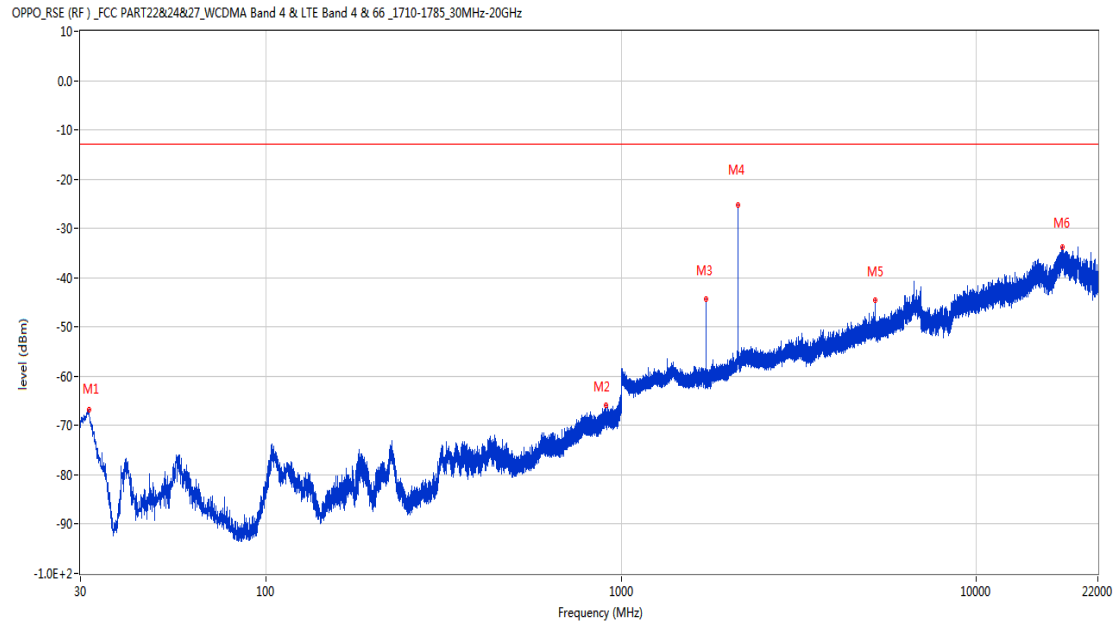


Frequency (MHz)	Result (dBm)	Factor (dB)	PK Limit (dBm)	Over Limit (dB)	Table (o)	ANT	EUT	Verdict
41.495	-68.43	-17.59	-13.0	-55.43	-3.00	Vertical	Horizontal	Pass
796.640	-66.86	1.62	-13.0	-53.86	348.00	Vertical	Horizontal	Pass
1836.000	-45.62	-4.48	-13.0	-32.62	88.00	Vertical	Horizontal	N/A
1967.200	-34.25	-4.49	-13.0	-21.25	211.00	Vertical	Horizontal	N/A
6669.600	-42.31	11.62	-13.0	-29.31	266.00	Vertical	Horizontal	Pass
17599.887	-33.81	21.97	-13.0	-20.81	168.00	Vertical	Horizontal	Pass

22 LTE Band 4

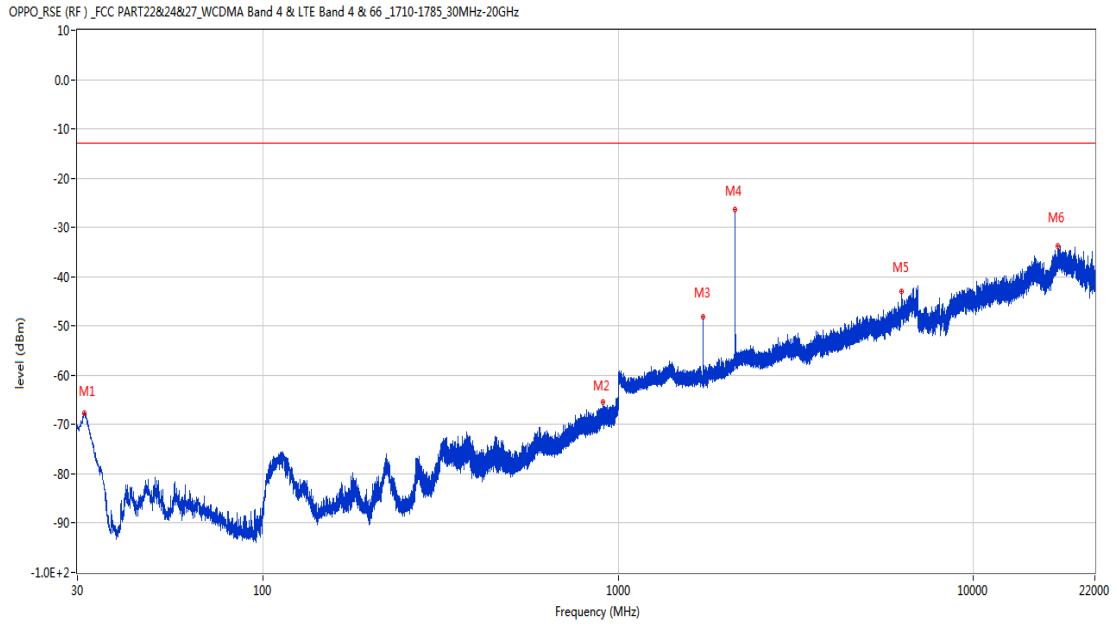
22.1 LTE Band 4 BW1.4, Middle Channel

RSE-H&H LTE Band 4 BW1.4 CH20175



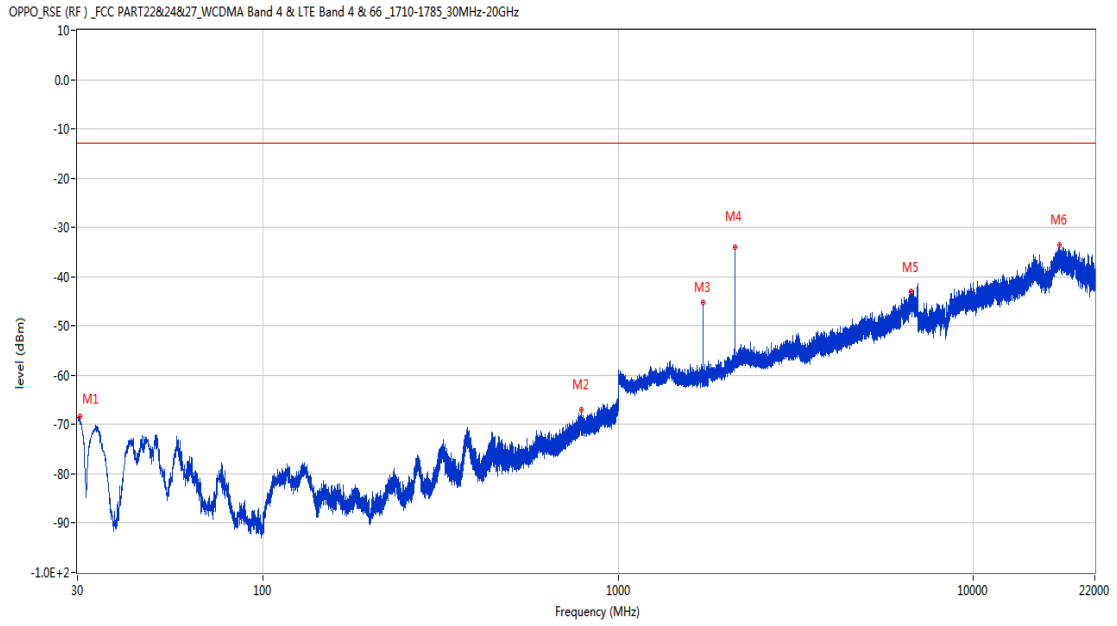
Frequency (MHz)	Result (dBm)	Factor (dB)	PK Limit (dBm)	Over Limit (dB)	Table (o)	ANT	EUT	Verdict
31.746	-66.78	-17.46	-13.0	-53.78	183.00	Horizontal	Horizontal	Pass
905.959	-65.80	3.46	-13.0	-52.80	199.00	Horizontal	Horizontal	Pass
1732.500	-44.28	-4.53	-13.0	-31.28	170.00	Horizontal	Horizontal	N/A
2132.800	-25.30	-2.61	-13.0	-12.30	205.00	Horizontal	Horizontal	N/A
5197.000	-44.53	7.08	-13.0	-31.53	0.00	Horizontal	Horizontal	Pass
17468.887	-33.84	21.72	-13.0	-20.84	98.00	Horizontal	Horizontal	Pass

RSE-H&V LTE Band 4 BW1.4 CH20175



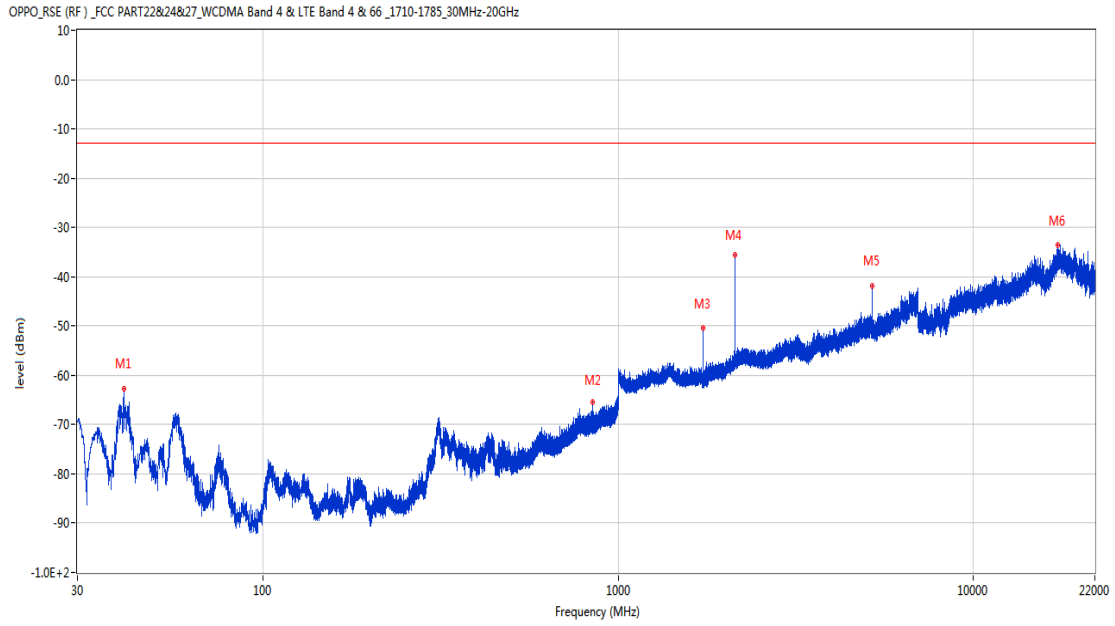
Frequency (MHz)	Result (dBm)	Factor (dB)	PK Limit (dBm)	Over Limit (dB)	Table (o)	ANT	EUT	Verdict
31.309	-67.57	-18.57	-13.0	-54.57	113.00	Horizontal	Vertical	Pass
907.414	-65.39	3.51	-13.0	-52.39	237.00	Horizontal	Vertical	Pass
1732.400	-48.12	-4.53	-13.0	-35.12	161.00	Horizontal	Vertical	N/A
2133.100	-26.31	-2.60	-13.0	-13.31	43.00	Horizontal	Vertical	N/A
6286.600	-43.02	11.35	-13.0	-30.02	75.00	Horizontal	Vertical	Pass
17282.501	-33.80	21.10	-13.0	-20.80	348.00	Horizontal	Vertical	Pass

RSE-V&V LTE Band 4 BW1.4 CH20175



Frequency (MHz)	Result (dBm)	Factor (dB)	PK Limit (dBm)	Over Limit (dB)	Table (o)	ANT	EUT	Verdict
30.485	-68.40	-19.46	-13.0	-55.40	361.00	Vertical	Vertical	Pass
787.473	-66.92	1.88	-13.0	-53.92	52.00	Vertical	Vertical	Pass
1732.600	-45.28	-4.53	-13.0	-32.28	-1.00	Vertical	Vertical	N/A
2133.100	-34.02	-2.60	-13.0	-21.02	132.00	Vertical	Vertical	N/A
6681.200	-43.09	11.79	-13.0	-30.09	154.00	Vertical	Vertical	Pass
17495.251	-33.58	21.23	-13.0	-20.58	361.00	Vertical	Vertical	Pass

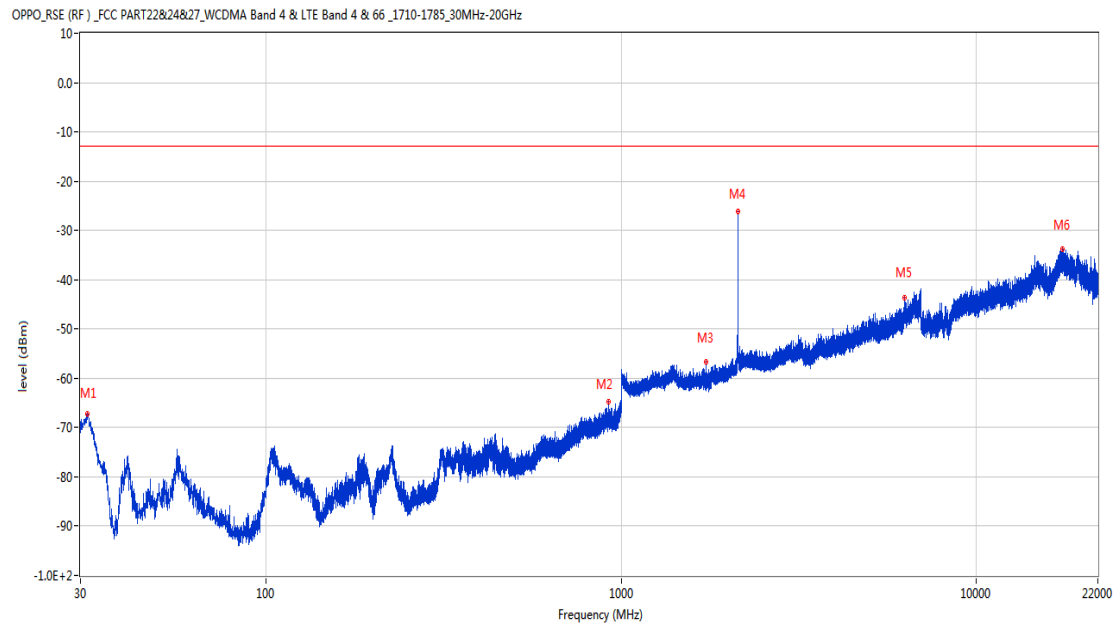
RSE-V&H LTE Band 4 BW1.4 CH20175



Frequency (MHz)	Result (dBm)	Factor (dB)	PK Limit (dBm)	Over Limit (dB)	Table (o)	ANT	EUT	Verdict
40.476	-62.73	-18.24	-13.0	-49.73	69.00	Vertical	Horizontal	Pass
849.553	-65.50	1.55	-13.0	-52.50	208.00	Vertical	Horizontal	Pass
1732.400	-50.37	-4.53	-13.0	-37.37	83.00	Vertical	Horizontal	N/A
2133.100	-35.49	-2.60	-13.0	-22.49	106.00	Vertical	Horizontal	N/A
5196.600	-41.90	7.08	-13.0	-28.90	154.00	Vertical	Horizontal	Pass
17288.974	-33.63	21.12	-13.0	-20.63	211.00	Vertical	Horizontal	Pass

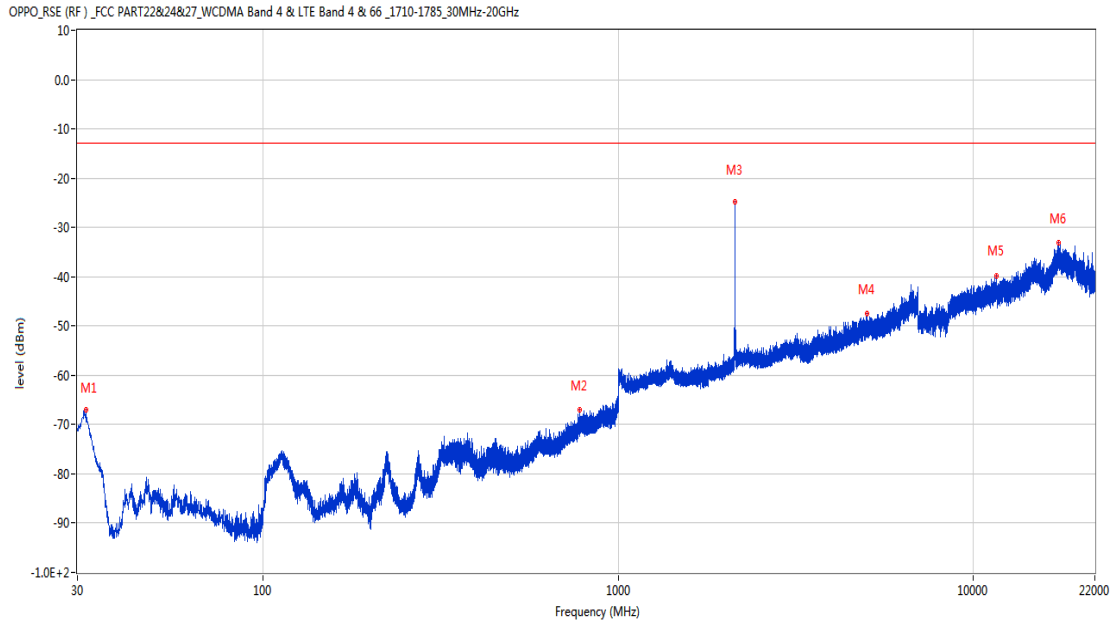
22.2 LTE Band 4 BW3, Middle Channel

RSE-H&H LTE Band 4 BW3 CH20175



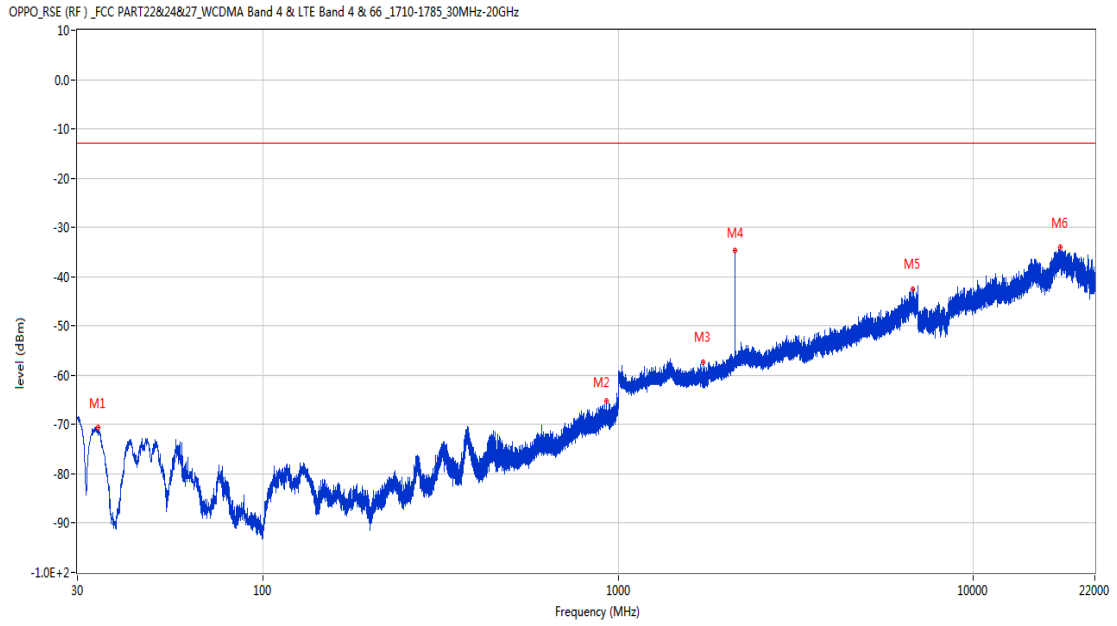
Frequency (MHz)	Result (dBm)	Factor (dB)	PK Limit (dBm)	Over Limit (dB)	Table (o)	ANT	EUT	Verdict
31.455	-67.30	-18.20	-13.0	-54.30	-3.00	Horizontal	Horizontal	Pass
919.636	-64.69	3.46	-13.0	-51.69	106.00	Horizontal	Horizontal	Pass
1731.800	-56.64	-4.53	-13.0	-43.64	176.00	Horizontal	Horizontal	N/A
2132.100	-26.10	-2.63	-13.0	-13.10	205.00	Horizontal	Horizontal	N/A
6289.000	-43.58	11.39	-13.0	-30.58	305.00	Horizontal	Horizontal	Pass
17529.938	-33.71	21.88	-13.0	-20.71	109.00	Horizontal	Horizontal	Pass

RSE-H&V LTE Band 4 BW3 CH20175



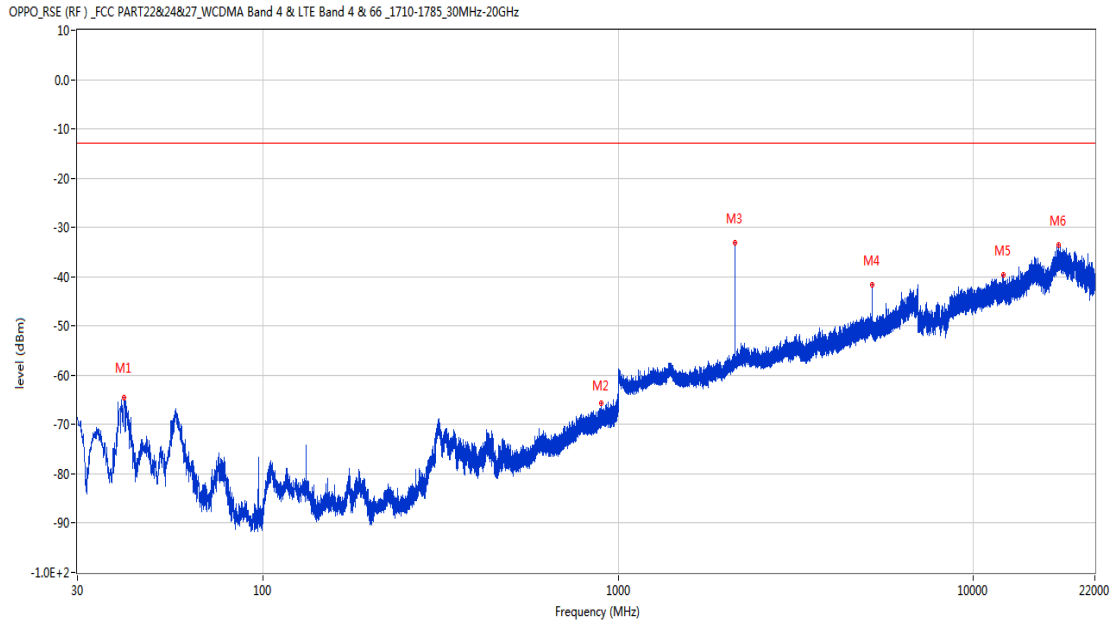
Frequency (MHz)	Result (dBm)	Factor (dB)	PK Limit (dBm)	Over Limit (dB)	Table (o)	ANT	EUT	Verdict
31.649	-66.95	-17.70	-13.0	-53.95	231.00	Horizontal	Vertical	Pass
778.500	-67.01	1.65	-13.0	-54.01	124.00	Horizontal	Vertical	Pass
2132.300	-24.83	-2.63	-13.0	-11.83	47.00	Horizontal	Vertical	N/A
5028.600	-47.49	7.12	-13.0	-34.49	0.00	Horizontal	Vertical	Pass
11613.513	-39.76	17.74	-13.0	-26.76	69.00	Horizontal	Vertical	Pass
17377.776	-33.03	22.15	-13.0	-20.03	250.00	Horizontal	Vertical	Pass

RSE-V&V LTE Band 4 BW3 CH20175



Frequency (MHz)	Result (dBm)	Factor (dB)	PK Limit (dBm)	Over Limit (dB)	Table (o)	ANT	EUT	Verdict
34.219	-70.57	-18.27	-13.0	-57.57	225.00	Vertical	Vertical	Pass
928.026	-65.25	3.57	-13.0	-52.25	134.00	Vertical	Vertical	Pass
1731.900	-57.28	-4.53	-13.0	-44.28	172.00	Vertical	Vertical	N/A
2133.000	-34.74	-2.61	-13.0	-21.74	347.00	Vertical	Vertical	N/A
6740.400	-42.55	12.01	-13.0	-29.55	316.00	Vertical	Vertical	Pass
17594.687	-34.03	22.03	-13.0	-21.03	312.00	Vertical	Vertical	Pass

RSE-V&H LTE Band 4 BW3 CH20175

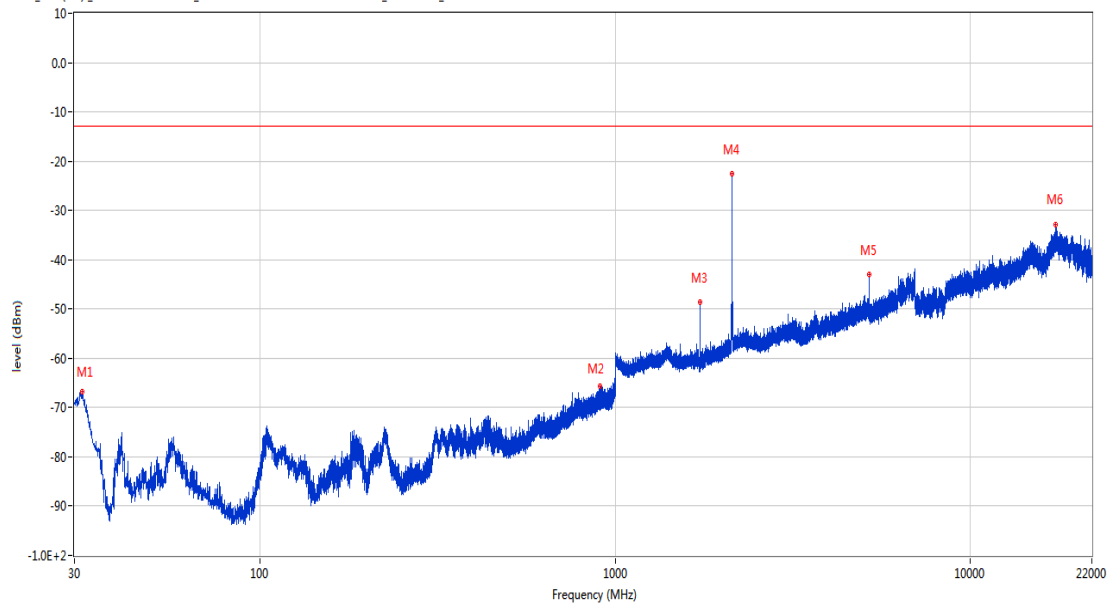


Frequency (MHz)	Result (dBm)	Factor (dB)	PK Limit (dBm)	Over Limit (dB)	Table (o)	ANT	EUT	Verdict
40.670	-64.51	-18.09	-13.0	-51.51	95.00	Vertical	Horizontal	Pass
898.344	-65.59	3.45	-13.0	-52.59	88.00	Vertical	Horizontal	Pass
2132.200	-33.21	-2.63	-13.0	-20.21	306.00	Vertical	Horizontal	N/A
5194.400	-41.68	7.16	-13.0	-28.68	171.00	Vertical	Horizontal	Pass
12130.437	-39.56	18.15	-13.0	-26.56	6.00	Vertical	Horizontal	Pass
17361.588	-33.62	21.57	-13.0	-20.62	194.00	Vertical	Horizontal	Pass

22.3 LTE Band 4 BW5, Middle Channel

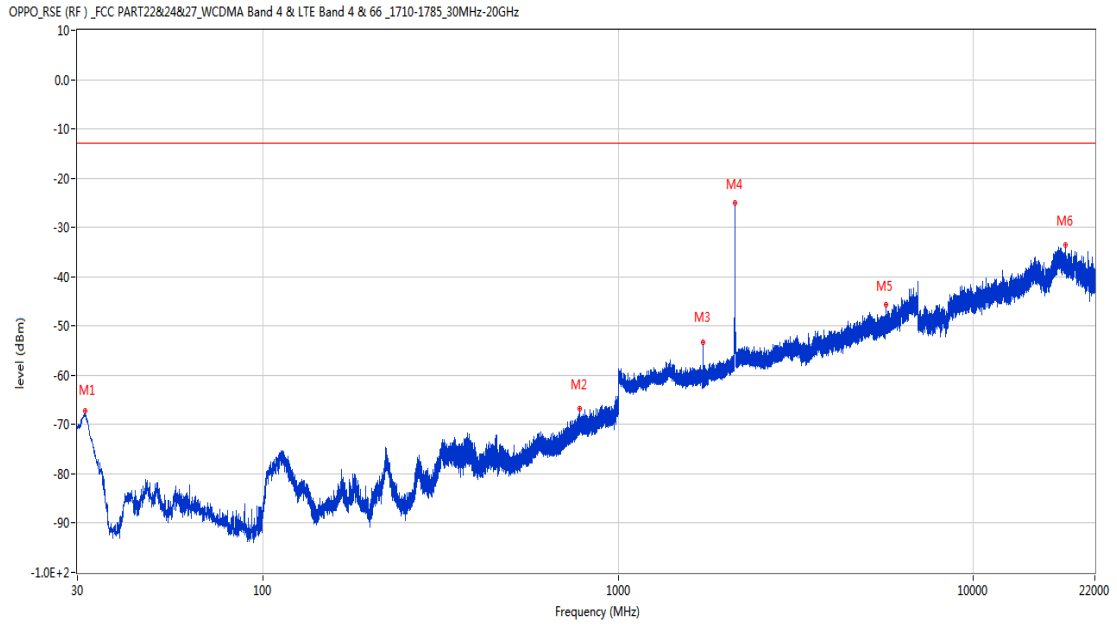
RSE-H&H LTE Band 4 BW5 CH20175

OPPO_RSE (RF) _FCC PART22&24&27_WCDMA Band 4 & LTE Band 4 & 66 _1710-1785_30MHz-20GHz



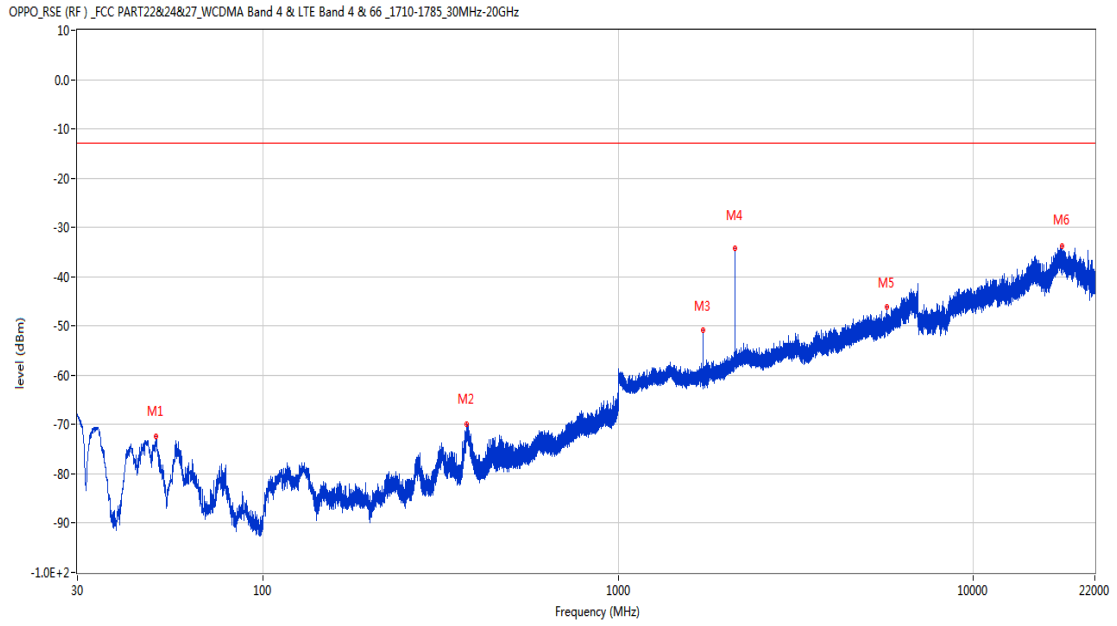
Frequency (MHz)	Result (dBm)	Factor (dB)	PK Limit (dBm)	Over Limit (dB)	Table (o)	ANT	EUT	Verdict
31.601	-66.74	-17.83	-13.0	-53.74	158.00	Horizontal	Horizontal	Pass
906.735	-65.74	3.49	-13.0	-52.74	361.00	Horizontal	Horizontal	Pass
1730.700	-48.66	-4.53	-13.0	-35.66	183.00	Horizontal	Horizontal	N/A
2132.700	-22.59	-2.61	-13.0	-9.59	203.00	Horizontal	Horizontal	N/A
5191.600	-42.98	7.40	-13.0	-29.98	151.00	Horizontal	Horizontal	Pass
17381.011	-32.89	22.25	-13.0	-19.89	10.00	Horizontal	Horizontal	Pass

RSE-H&V LTE Band 4 BW5 CH20175



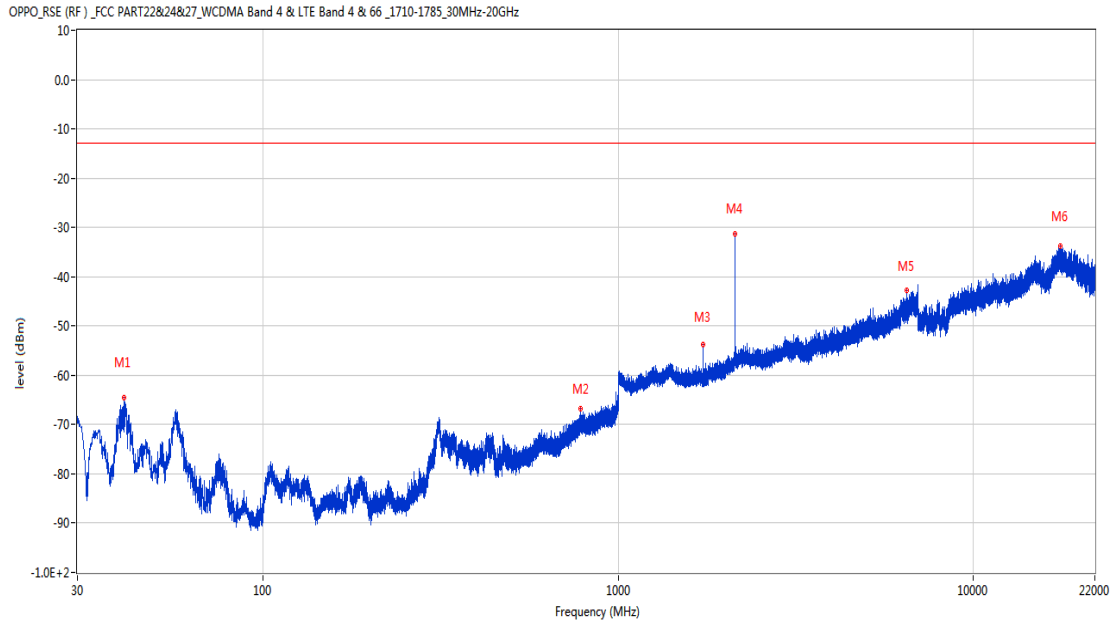
Frequency (MHz)	Result (dBm)	Factor (dB)	PK Limit (dBm)	Over Limit (dB)	Table (o)	ANT	EUT	Verdict
31.552	-67.33	-17.95	-13.0	-54.33	112.00	Horizontal	Vertical	Pass
779.082	-66.88	1.67	-13.0	-53.88	251.00	Horizontal	Vertical	Pass
1730.700	-53.31	-4.53	-13.0	-40.31	101.00	Horizontal	Vertical	N/A
2130.900	-25.10	-2.66	-13.0	-12.10	41.00	Horizontal	Vertical	N/A
5693.000	-45.63	7.82	-13.0	-32.63	20.00	Horizontal	Vertical	Pass
18216.286	-33.56	21.95	-13.0	-20.56	278.00	Horizontal	Vertical	Pass

RSE-V&V LTE Band 4 BW5 CH20175



Frequency (MHz)	Result (dBm)	Factor (dB)	PK Limit (dBm)	Over Limit (dB)	Table (o)	ANT	EUT	Verdict
49.837	-72.47	-15.90	-13.0	-59.47	0.00	Vertical	Vertical	Pass
375.272	-69.94	-9.23	-13.0	-56.94	0.00	Vertical	Vertical	Pass
1730.800	-50.80	-4.53	-13.0	-37.80	360.00	Vertical	Vertical	N/A
2131.100	-34.23	-2.65	-13.0	-21.23	277.00	Vertical	Vertical	N/A
5705.200	-46.07	7.38	-13.0	-33.07	329.00	Vertical	Vertical	Pass
17736.212	-33.85	21.46	-13.0	-20.85	247.00	Vertical	Vertical	Pass

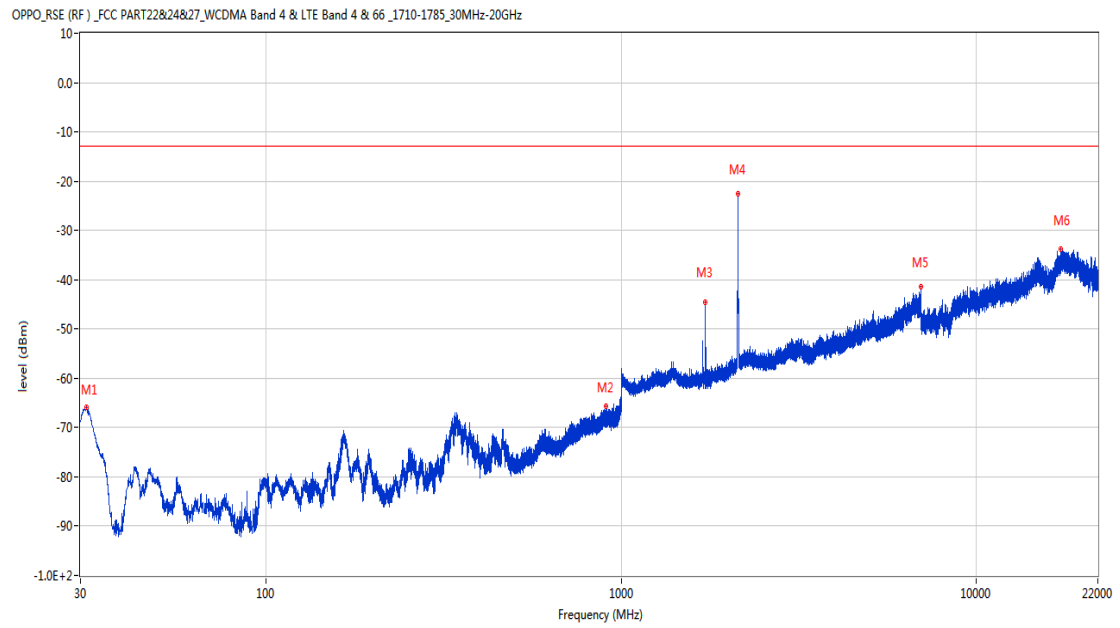
RSE-V&H LTE Band 4 BW5 CH20175



Frequency (MHz)	Result (dBm)	Factor (dB)	PK Limit (dBm)	Over Limit (dB)	Table (o)	ANT	EUT	Verdict
40.670	-64.56	-18.09	-13.0	-51.56	56.00	Vertical	Horizontal	Pass
783.641	-66.67	1.87	-13.0	-53.67	158.00	Vertical	Horizontal	Pass
1730.800	-53.70	-4.53	-13.0	-40.70	93.00	Vertical	Horizontal	N/A
2132.600	-31.27	-2.62	-13.0	-18.27	106.00	Vertical	Horizontal	N/A
6490.200	-42.65	10.09	-13.0	-29.65	79.00	Vertical	Horizontal	Pass
17572.026	-33.77	22.30	-13.0	-20.77	165.00	Vertical	Horizontal	Pass

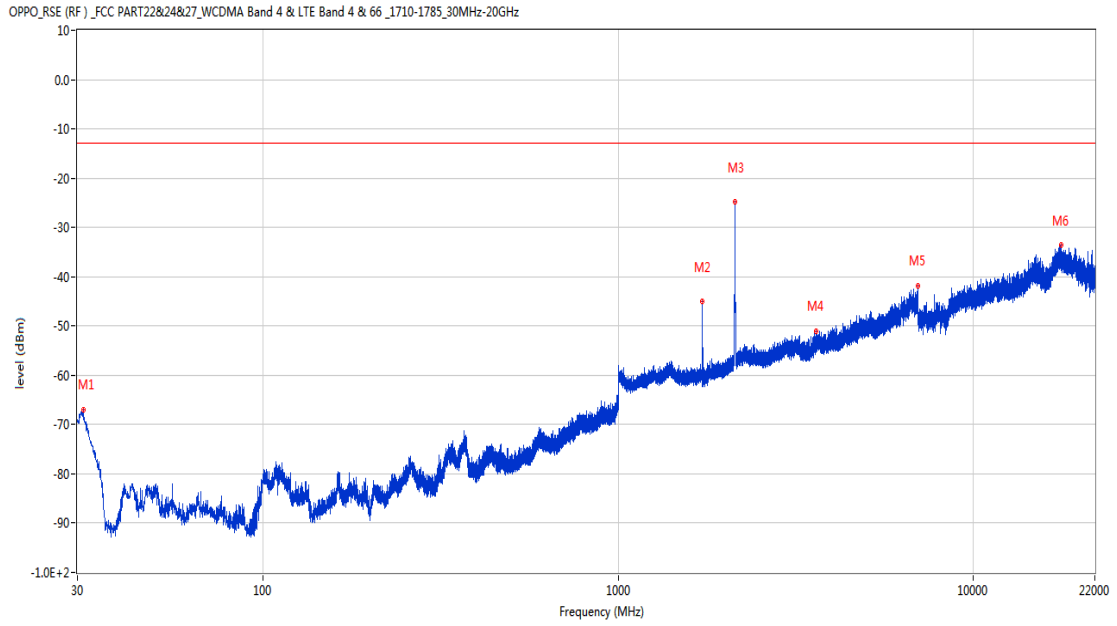
22.4 LTE Band 4 BW10, Middle Channel

RSE-H&H LTE Band 4 BW10 CH20175



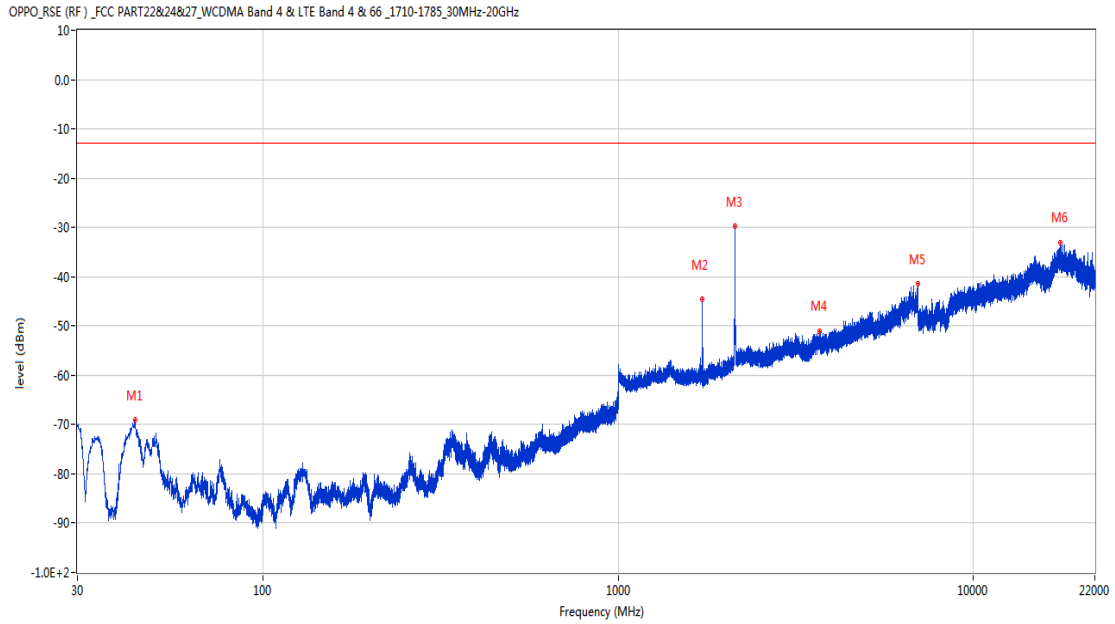
Frequency (MHz)	Result (dBm)	Factor (dB)	PK Limit (dBm)	Over Limit (dB)	Table (o)	ANT	EUT	Verdict
31.261	-65.93	-18.69	-13.0	-52.93	149.00	Horizontal	Horizontal	Pass
907.462	-65.63	3.51	-13.0	-52.63	274.00	Horizontal	Horizontal	Pass
1728.500	-44.57	-4.53	-13.0	-31.57	202.00	Horizontal	Horizontal	N/A
2129.200	-22.52	-2.70	-13.0	-9.52	202.00	Horizontal	Horizontal	N/A
6982.600	-41.48	13.91	-13.0	-28.48	132.00	Horizontal	Horizontal	Pass
17290.824	-33.72	21.12	-13.0	-20.72	313.00	Horizontal	Horizontal	Pass

RSE-H&V LTE Band 4 BW10 CH20175



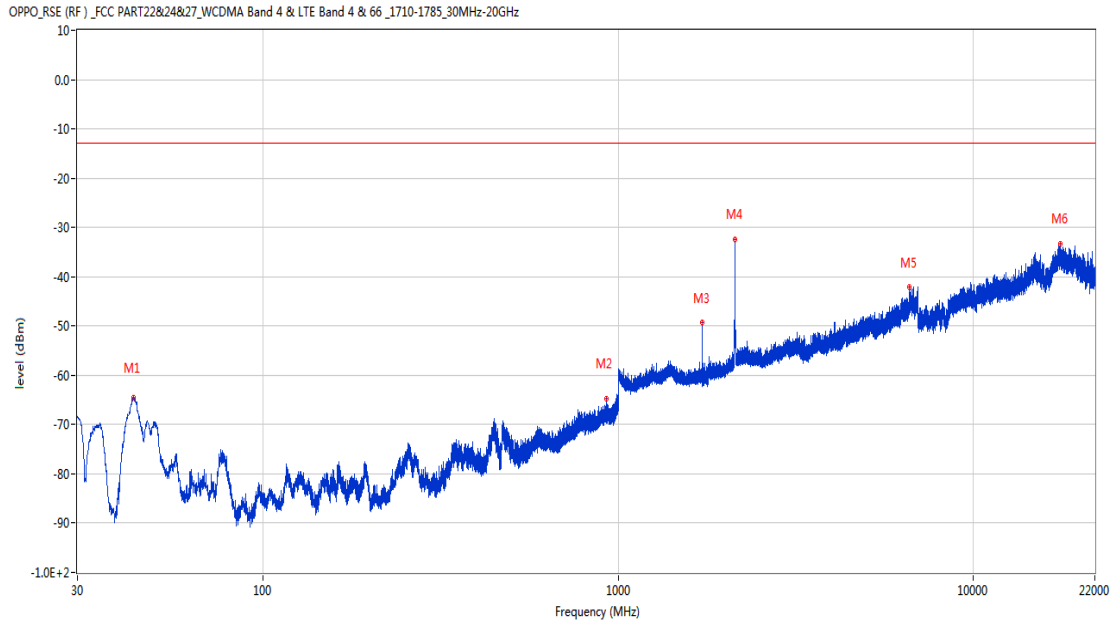
Frequency (MHz)	Result (dBm)	Factor (dB)	PK Limit (dBm)	Over Limit (dB)	Table (o)	ANT	EUT	Verdict
31.164	-66.94	-18.94	-13.0	-53.94	78.00	Horizontal	Vertical	Pass
1728.500	-45.06	-4.53	-13.0	-32.06	332.00	Horizontal	Vertical	N/A
2130.100	-24.75	-2.67	-13.0	-11.75	31.00	Horizontal	Vertical	N/A
3617.000	-51.16	3.40	-13.0	-38.16	233.00	Horizontal	Vertical	Pass
6991.200	-41.92	13.49	-13.0	-28.92	7.00	Horizontal	Vertical	Pass
17651.114	-33.65	21.26	-13.0	-20.65	210.00	Horizontal	Vertical	Pass

RSE-V&V LTE Band 4 BW10 CH20175



Frequency (MHz)	Result (dBm)	Factor (dB)	PK Limit (dBm)	Over Limit (dB)	Table (o)	ANT	EUT	Verdict
43.532	-69.03	-15.37	-13.0	-56.03	30.00	Vertical	Vertical	Pass
1728.400	-44.59	-4.53	-13.0	-31.59	0.00	Vertical	Vertical	N/A
2133.000	-29.73	-2.61	-13.0	-16.73	296.00	Vertical	Vertical	N/A
3694.400	-51.17	5.14	-13.0	-38.17	334.00	Vertical	Vertical	Pass
6992.000	-41.35	13.55	-13.0	-28.35	16.00	Vertical	Vertical	Pass
17563.238	-33.13	22.42	-13.0	-20.13	313.00	Vertical	Vertical	Pass

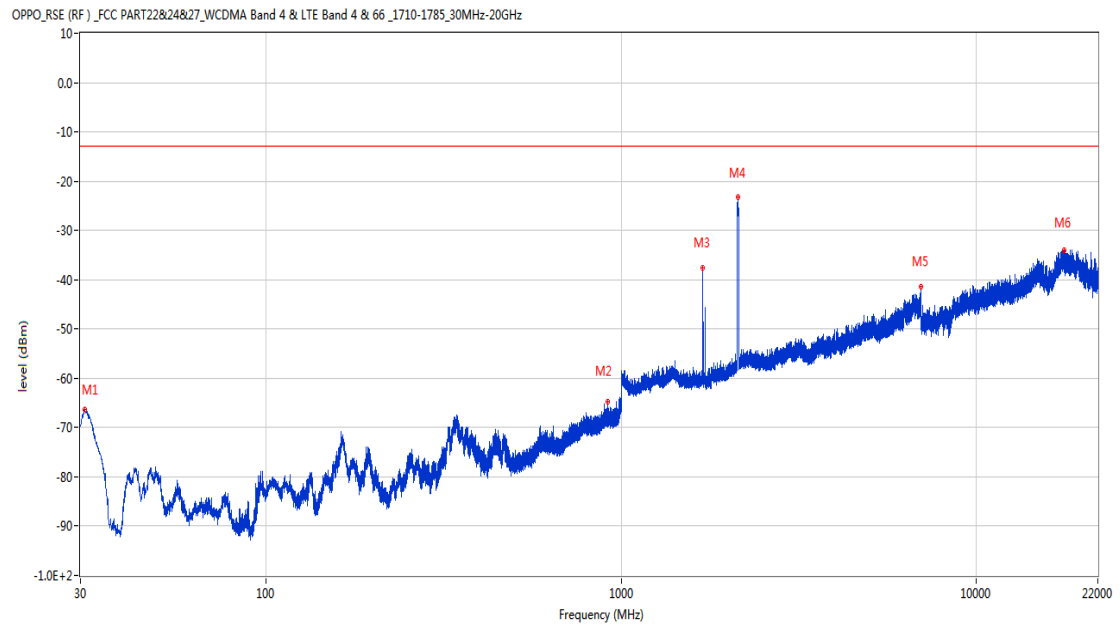
RSE-V&H LTE Band 4 BW10 CH20175



Frequency (MHz)	Result (dBm)	Factor (dB)	PK Limit (dBm)	Over Limit (dB)	Table (o)	ANT	EUT	Verdict
43.095	-64.54	-16.17	-13.0	-51.54	183.00	Vertical	Horizontal	Pass
928.511	-64.69	3.60	-13.0	-51.69	122.00	Vertical	Horizontal	Pass
1728.600	-49.29	-4.53	-13.0	-36.29	318.00	Vertical	Horizontal	N/A
2132.500	-32.37	-2.62	-13.0	-19.37	310.00	Vertical	Horizontal	N/A
6616.400	-42.13	12.19	-13.0	-29.13	27.00	Vertical	Horizontal	Pass
17564.162	-33.25	22.41	-13.0	-20.25	66.00	Vertical	Horizontal	Pass

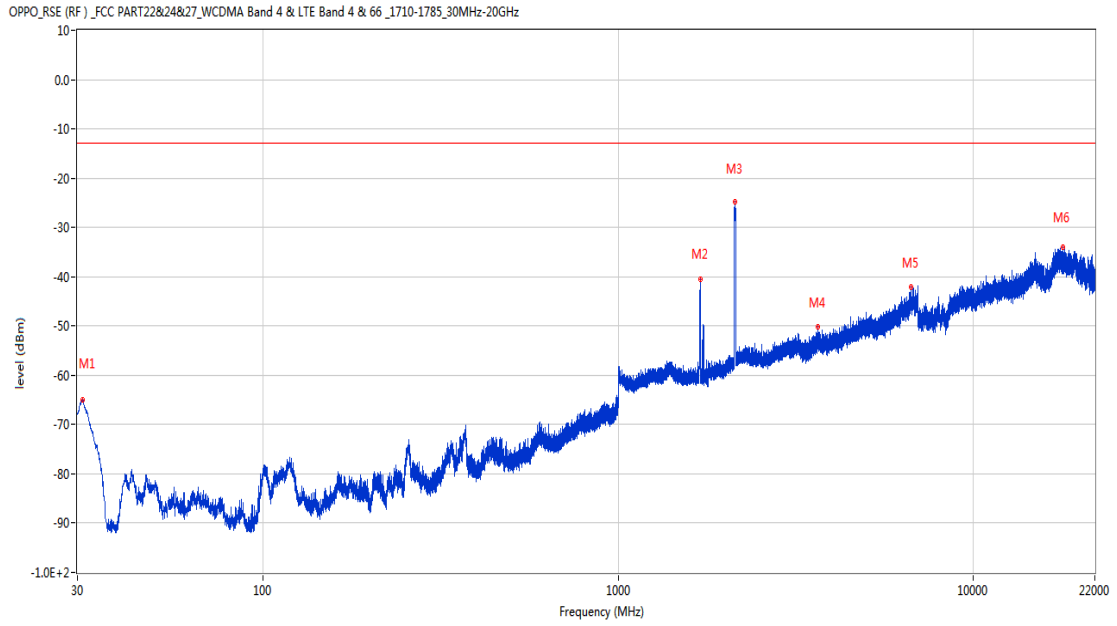
22.5 LTE Band 4 BW15, Middle Channel

RSE-H&H LTE Band 4 BW15 CH20175



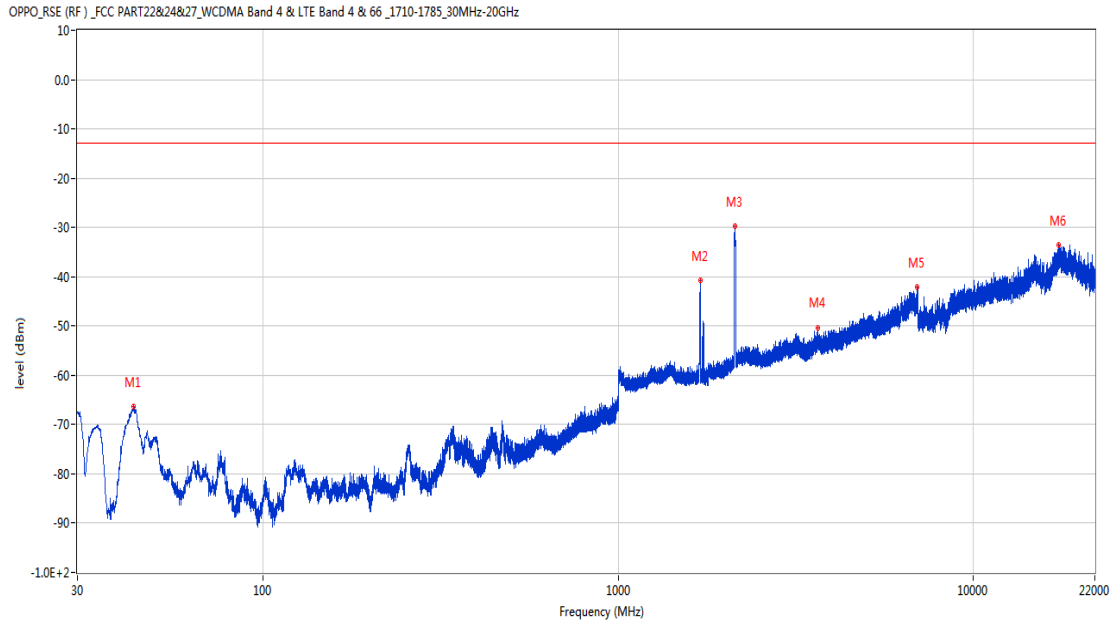
Frequency (MHz)	Result (dBm)	Factor (dB)	PK Limit (dBm)	Over Limit (dB)	Table (o)	ANT	EUT	Verdict
30.922	-66.36	-19.37	-13.0	-53.36	81.00	Horizontal	Horizontal	Pass
915.707	-64.66	3.49	-13.0	-51.66	23.00	Horizontal	Horizontal	Pass
1699.900	-37.51	-4.58	-13.0	-24.51	23.00	Horizontal	Horizontal	N/A
2136.500	-23.20	-2.53	-13.0	-10.20	202.00	Horizontal	Horizontal	N/A
6979.600	-41.50	13.87	-13.0	-28.50	91.00	Horizontal	Horizontal	Pass
17700.600	-34.09	21.53	-13.0	-21.09	276.00	Horizontal	Horizontal	Pass

RSE-H&V LTE Band 4 BW15 CH20175



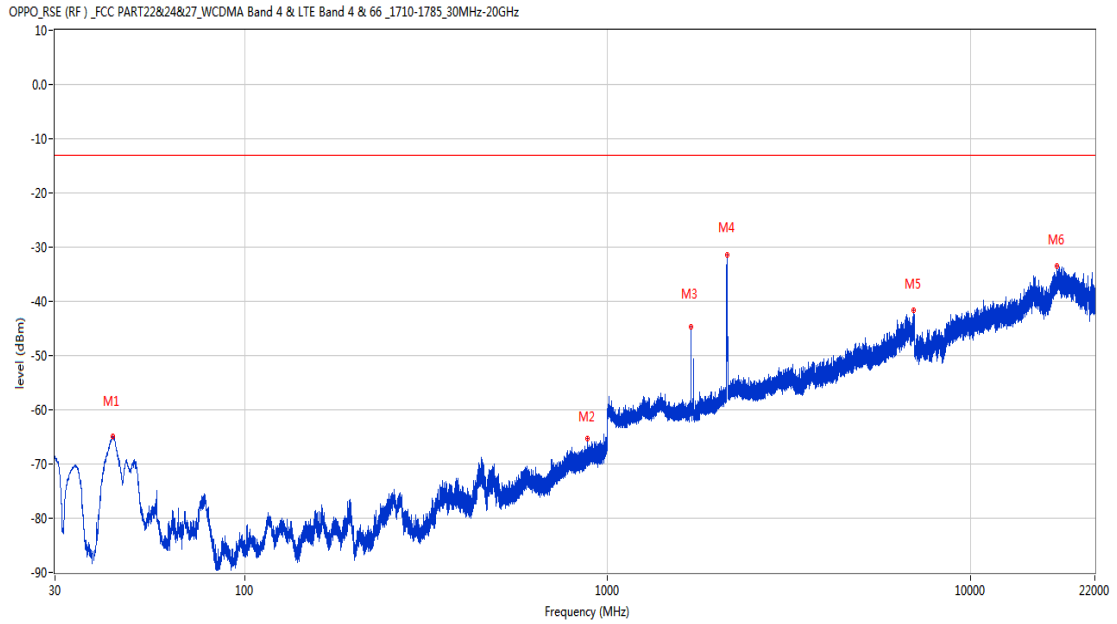
Frequency (MHz)	Result (dBm)	Factor (dB)	PK Limit (dBm)	Over Limit (dB)	Table (o)	ANT	EUT	Verdict
30.970	-64.97	-19.36	-13.0	-51.97	134.00	Horizontal	Vertical	Pass
1701.200	-40.43	-4.53	-13.0	-27.43	345.00	Horizontal	Vertical	N/A
2129.500	-24.70	-2.68	-13.0	-11.70	101.00	Horizontal	Vertical	N/A
3653.800	-50.07	4.27	-13.0	-37.07	232.00	Horizontal	Vertical	Pass
6682.200	-42.07	11.84	-13.0	-29.07	15.00	Horizontal	Vertical	Pass
17897.626	-34.03	22.84	-13.0	-21.03	144.00	Horizontal	Vertical	Pass

RSE-V&V LTE Band 4 BW15 CH20175



Frequency (MHz)	Result (dBm)	Factor (dB)	PK Limit (dBm)	Over Limit (dB)	Table (o)	ANT	EUT	Verdict
43.095	-66.39	-16.17	-13.0	-53.39	25.00	Vertical	Vertical	Pass
1701.300	-40.84	-4.53	-13.0	-27.84	359.00	Vertical	Vertical	N/A
2133.800	-29.77	-2.58	-13.0	-16.77	30.00	Vertical	Vertical	N/A
3653.800	-50.50	4.27	-13.0	-37.50	345.00	Vertical	Vertical	Pass
6962.200	-42.13	12.96	-13.0	-29.13	1.00	Vertical	Vertical	Pass
17432.349	-33.59	22.34	-13.0	-20.59	152.00	Vertical	Vertical	Pass

RSE-V&H LTE Band 4 BW15 CH20175

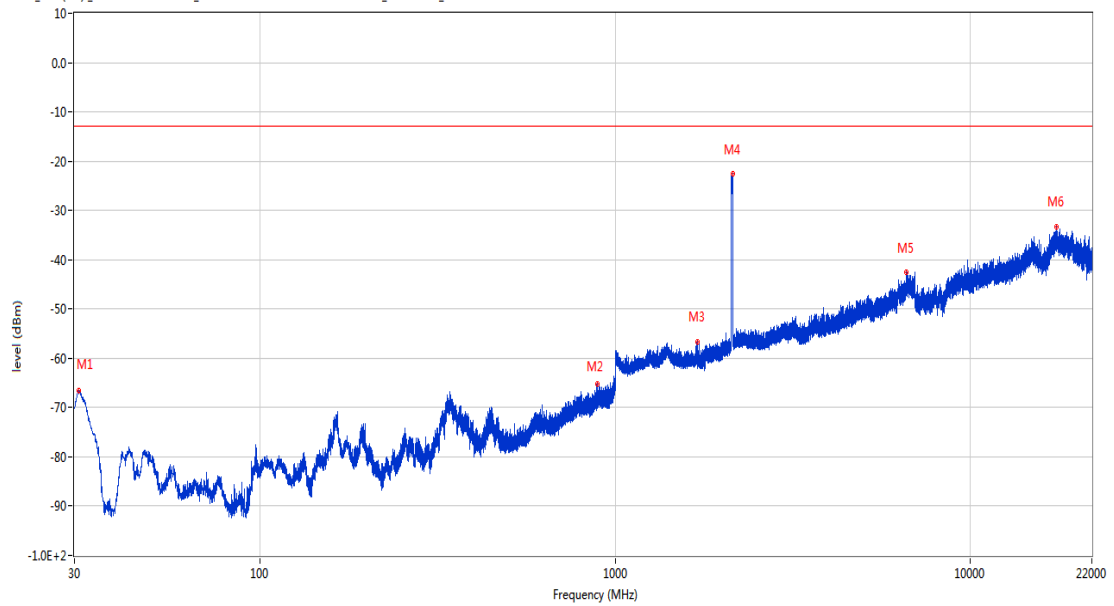


Frequency (MHz)	Result (dBm)	Factor (dB)	PK Limit (dBm)	Over Limit (dB)	Table (o)	ANT	EUT	Verdict
43.192	-64.97	-16.00	-13.0	-51.97	211.00	Vertical	Horizontal	Pass
877.295	-65.37	2.45	-13.0	-52.37	119.00	Vertical	Horizontal	Pass
1699.800	-44.64	-4.59	-13.0	-31.64	188.00	Vertical	Horizontal	N/A
2133.000	-31.38	-2.61	-13.0	-18.38	278.00	Vertical	Horizontal	N/A
6973.000	-41.71	13.67	-13.0	-28.71	187.00	Vertical	Horizontal	Pass
17334.301	-33.37	21.08	-13.0	-20.37	136.00	Vertical	Horizontal	Pass

22.6 LTE Band 4 BW20, Middle Channel

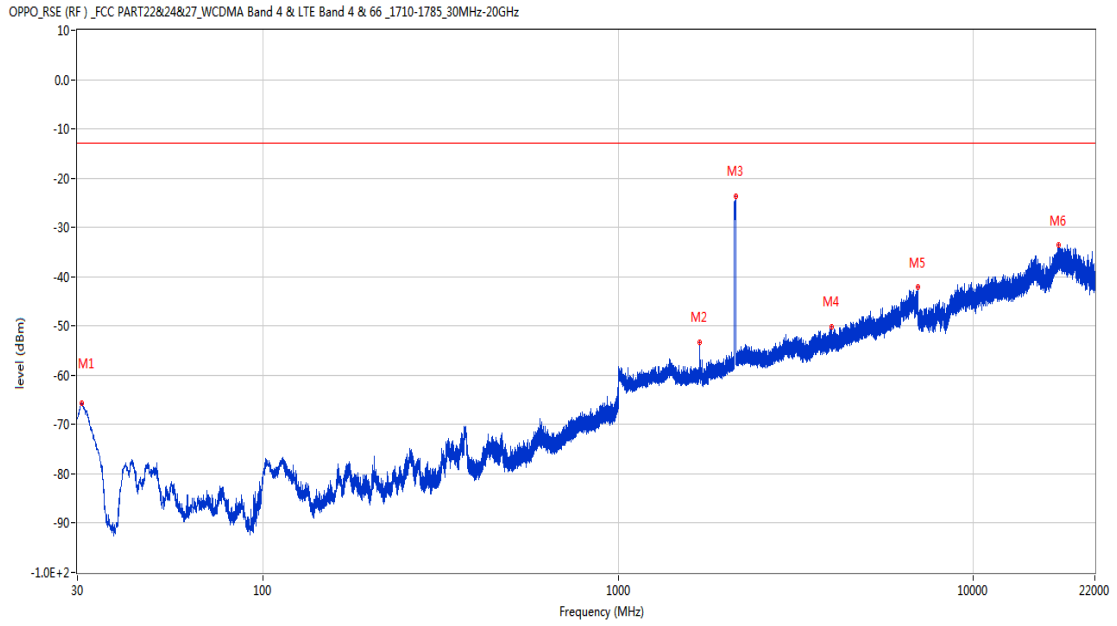
RSE-H&H LTE Band 4 BW20 CH20175

OPPO_RSE (RF)_FCC PART22&24&27_WCDMA Band 4 & LTE Band 4 & 66_1710-1785_30MHz-20GHz



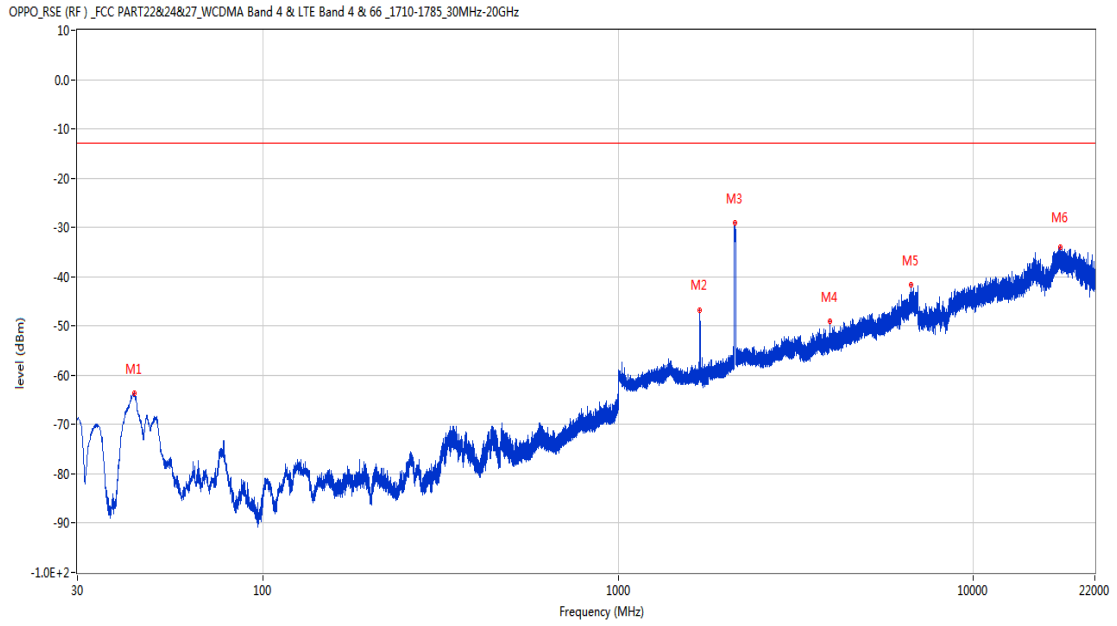
Frequency (MHz)	Result (dBm)	Factor (dB)	PK Limit (dBm)	Over Limit (dB)	Table (o)	ANT	EUT	Verdict
30.873	-66.57	-19.38	-13.0	-53.57	180.00	Horizontal	Horizontal	Pass
892.233	-65.31	3.24	-13.0	-52.31	293.00	Horizontal	Horizontal	Pass
1702.500	-56.59	-4.53	-13.0	-43.59	344.00	Horizontal	Horizontal	N/A
2141.100	-22.57	-2.48	-13.0	-9.57	204.00	Horizontal	Horizontal	N/A
6615.000	-42.61	12.33	-13.0	-29.61	360.00	Horizontal	Horizontal	Pass
17471.662	-33.28	21.72	-13.0	-20.28	173.00	Horizontal	Horizontal	Pass

RSE-H&V LTE Band 4 BW20 CH20175



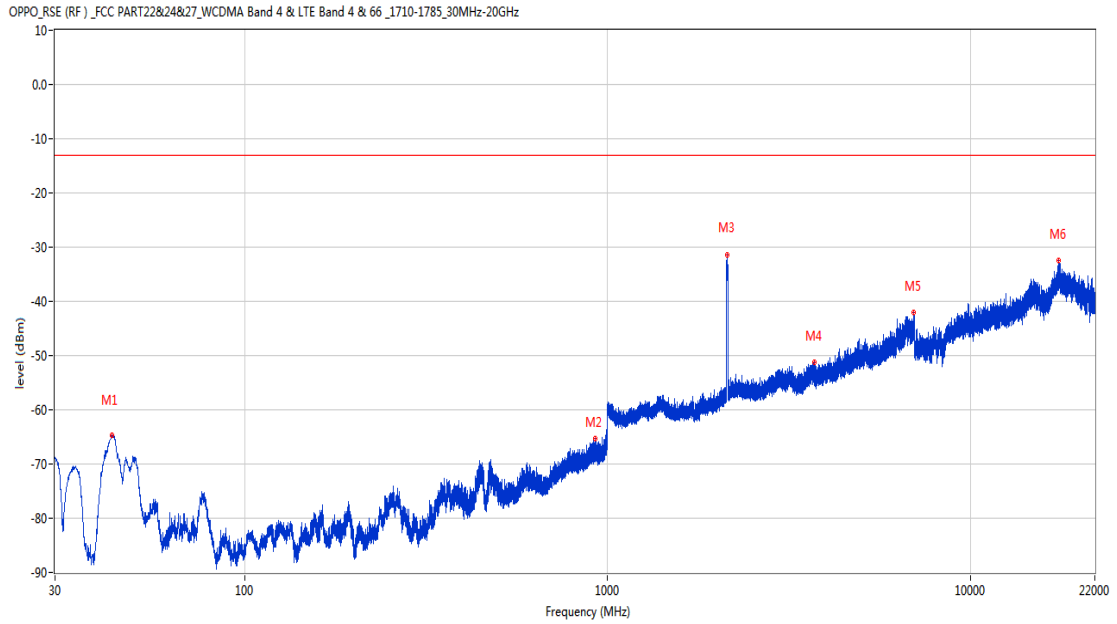
Frequency (MHz)	Result (dBm)	Factor (dB)	PK Limit (dBm)	Over Limit (dB)	Table (o)	ANT	EUT	Verdict
30.922	-65.57	-19.37	-13.0	-52.57	129.00	Horizontal	Vertical	Pass
1697.500	-53.25	-4.84	-13.0	-40.25	0.00	Horizontal	Vertical	N/A
2141.500	-23.66	-2.48	-13.0	-10.66	116.00	Horizontal	Vertical	N/A
3985.600	-50.26	4.57	-13.0	-37.26	80.00	Horizontal	Vertical	Pass
6988.000	-42.17	13.58	-13.0	-29.17	231.00	Horizontal	Vertical	Pass
17384.249	-33.61	22.33	-13.0	-20.61	0.00	Horizontal	Vertical	Pass

RSE-V&V LTE Band 4 BW20 CH20175



Frequency (MHz)	Result (dBm)	Factor (dB)	PK Limit (dBm)	Over Limit (dB)	Table (o)	ANT	EUT	Verdict
43.337	-63.69	-15.73	-13.0	-50.69	104.00	Vertical	Vertical	Pass
1697.000	-46.91	-4.88	-13.0	-33.91	0.00	Vertical	Vertical	N/A
2137.200	-29.13	-2.50	-13.0	-16.13	301.00	Vertical	Vertical	N/A
3938.600	-49.14	4.86	-13.0	-36.14	360.00	Vertical	Vertical	Pass
6676.200	-41.68	11.72	-13.0	-28.68	136.00	Vertical	Vertical	Pass
17584.974	-34.01	22.14	-13.0	-21.01	53.00	Vertical	Vertical	Pass

RSE-V&H LTE Band 4 BW20 CH20175

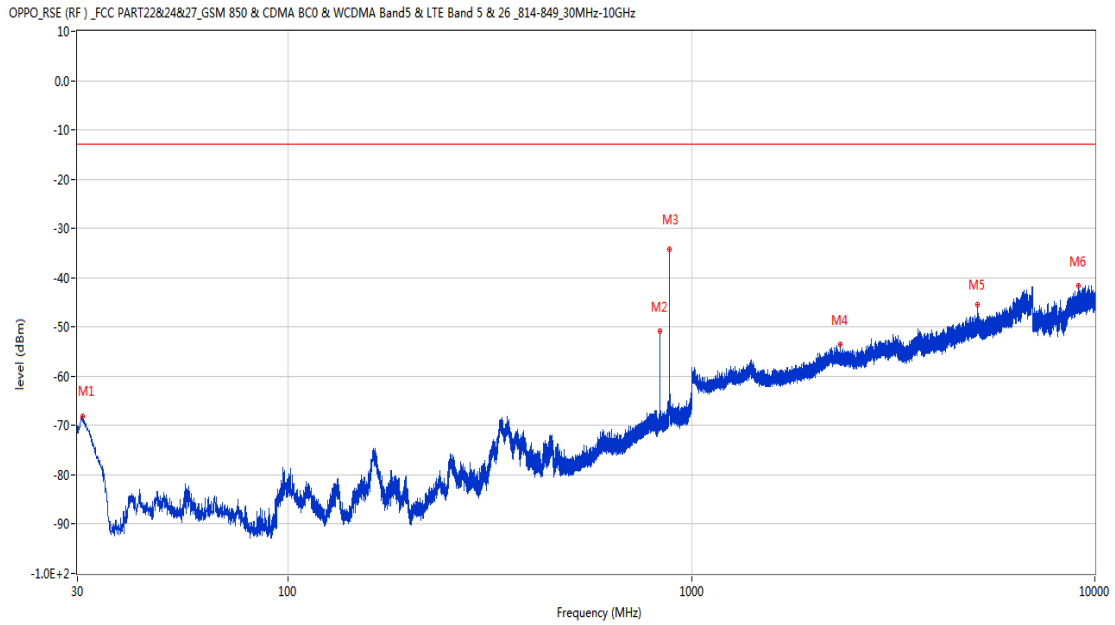


Frequency (MHz)	Result (dBm)	Factor (dB)	PK Limit (dBm)	Over Limit (dB)	Table (o)	ANT	EUT	Verdict
43.047	-64.61	-16.26	-13.0	-51.61	221.00	Vertical	Horizontal	Pass
922.351	-65.25	3.53	-13.0	-52.25	247.00	Vertical	Horizontal	Pass
2139.800	-31.46	-2.47	-13.0	-18.46	99.00	Vertical	Horizontal	N/A
3712.400	-51.13	4.29	-13.0	-38.13	302.00	Vertical	Horizontal	Pass
6978.800	-42.09	13.94	-13.0	-29.09	97.00	Vertical	Horizontal	Pass
17437.901	-32.46	22.21	-13.0	-19.46	155.00	Vertical	Horizontal	Pass

23 LTE Band 5

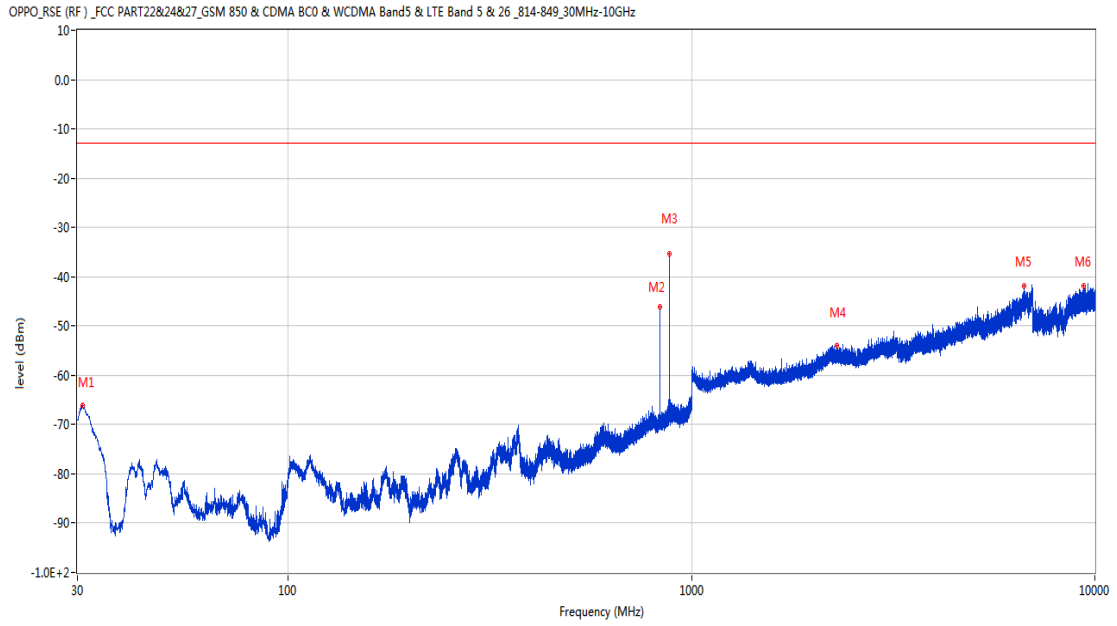
23.1 LTE Band 5 BW1.4, Middle Channel

RSE-H&H LTE Band 5 BW1.4 CH20525



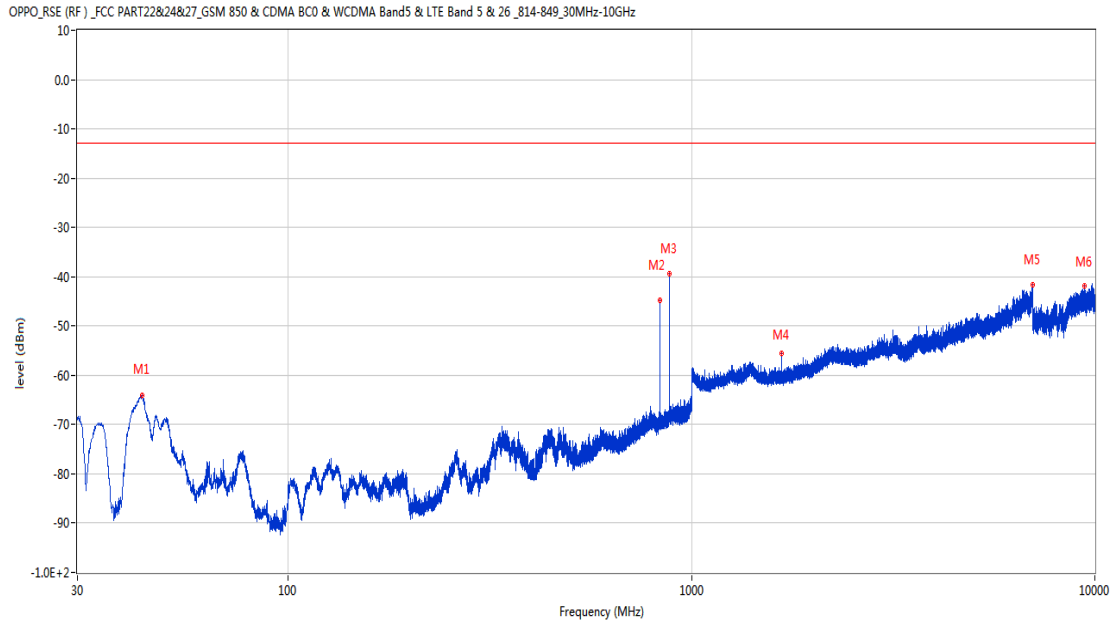
Frequency (MHz)	Result (dBm)	Factor (dB)	PK Limit (dBm)	Over Limit (dB)	Table (o)	ANT	EUT	Verdict
30.873	-68.15	-19.41	-13.0	-55.15	161.00	Horizontal	Horizontal	Pass
836.070	-50.80	2.58	-13.0	-37.80	150.00	Horizontal	Horizontal	N/A
881.612	-34.31	2.81	-13.0	-21.31	283.00	Horizontal	Horizontal	N/A
2342.000	-53.63	-1.61	-13.0	-40.63	40.00	Horizontal	Horizontal	Pass
5127.400	-45.40	7.90	-13.0	-32.40	256.00	Horizontal	Horizontal	Pass
9102.099	-41.56	15.05	-13.0	-28.56	282.00	Horizontal	Horizontal	Pass

RSE-H&V LTE Band 5 BW1.4 CH20525



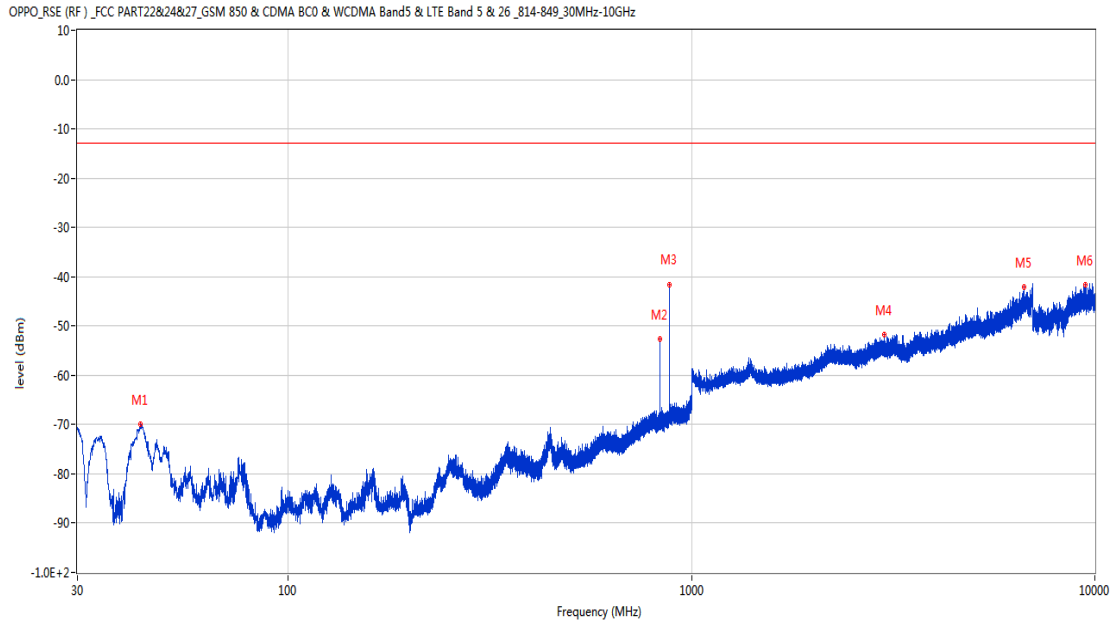
Frequency (MHz)	Result (dBm)	Factor (dB)	PK Limit (dBm)	Over Limit (dB)	Table (o)	ANT	EUT	Verdict
30.922	-66.17	-19.40	-13.0	-53.17	139.00	Horizontal	Vertical	Pass
836.070	-46.02	2.58	-13.0	-33.02	76.00	Horizontal	Vertical	N/A
881.272	-35.38	2.77	-13.0	-22.38	189.00	Horizontal	Vertical	N/A
2293.800	-53.96	-1.14	-13.0	-40.96	289.00	Horizontal	Vertical	Pass
6690.400	-41.87	11.83	-13.0	-28.87	72.00	Horizontal	Vertical	Pass
9360.700	-41.94	15.05	-13.0	-28.94	321.00	Horizontal	Vertical	Pass

RSE-V&V LTE Band 5 BW1.4 CH20525



Frequency (MHz)	Result (dBm)	Factor (dB)	PK Limit (dBm)	Over Limit (dB)	Table (o)	ANT	EUT	Verdict
43.434	-64.11	-15.58	-13.0	-51.11	86.00	Vertical	Vertical	Pass
836.022	-44.76	2.58	-13.0	-31.76	71.00	Vertical	Vertical	N/A
881.030	-39.32	2.74	-13.0	-26.32	28.00	Vertical	Vertical	N/A
1672.600	-55.65	-5.91	-13.0	-42.65	102.00	Vertical	Vertical	Pass
6998.400	-41.69	13.63	-13.0	-28.69	316.00	Vertical	Vertical	Pass
9427.151	-41.86	16.21	-13.0	-28.86	-1.00	Vertical	Vertical	Pass

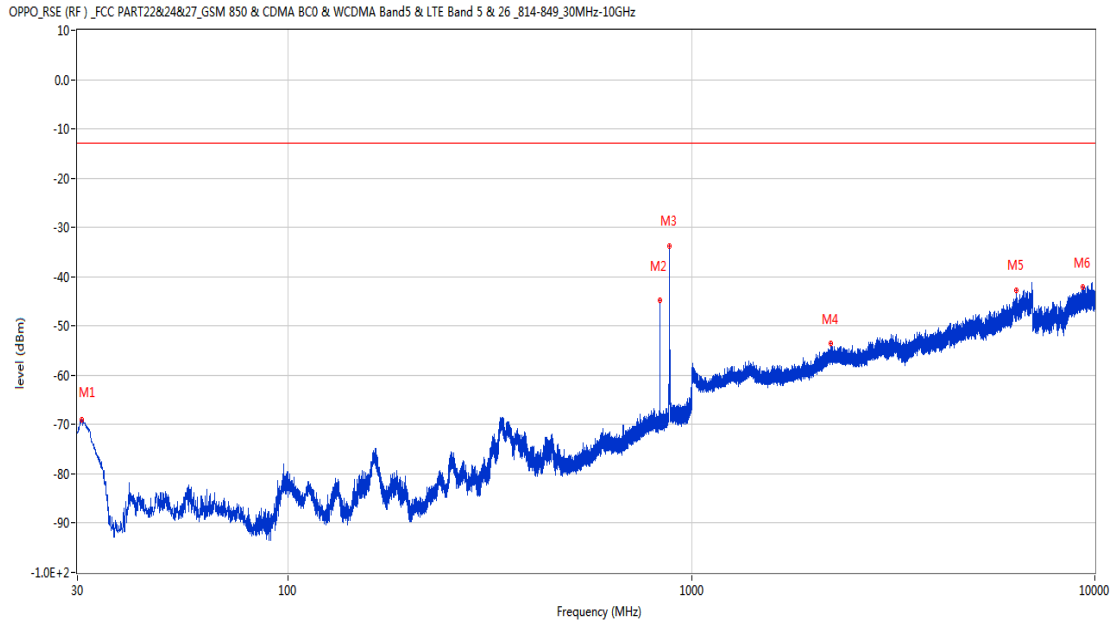
RSE-V&H LTE Band 5 BW1.4 CH20525



Frequency (MHz)	Result (dBm)	Factor (dB)	PK Limit (dBm)	Over Limit (dB)	Table (o)	ANT	EUT	Verdict
42.998	-69.88	-16.36	-13.0	-56.88	70.00	Vertical	Horizontal	Pass
836.119	-52.67	2.58	-13.0	-39.67	191.00	Vertical	Horizontal	N/A
881.563	-41.62	2.80	-13.0	-28.62	208.00	Vertical	Horizontal	N/A
3000.200	-51.77	2.62	-13.0	-38.77	359.00	Vertical	Horizontal	Pass
6662.800	-42.14	11.60	-13.0	-29.14	73.00	Vertical	Horizontal	Pass
9460.750	-41.55	16.51	-13.0	-28.55	53.00	Vertical	Horizontal	Pass

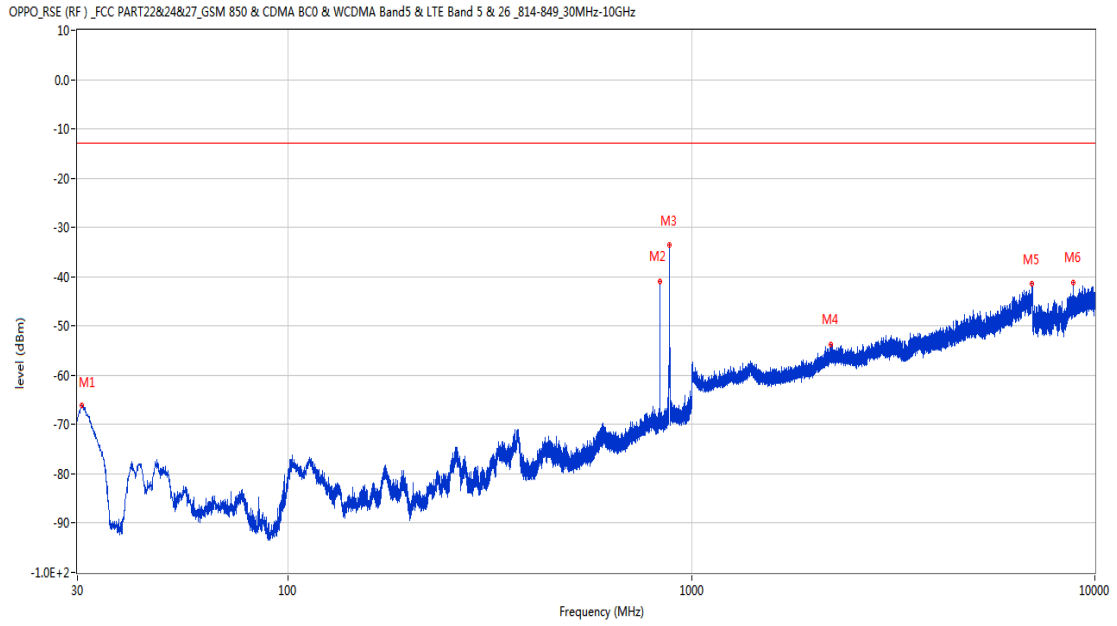
23.2 LTE Band 5 BW3, Middle Channel

RSE-H&H LTE Band 5 BW3 CH20525



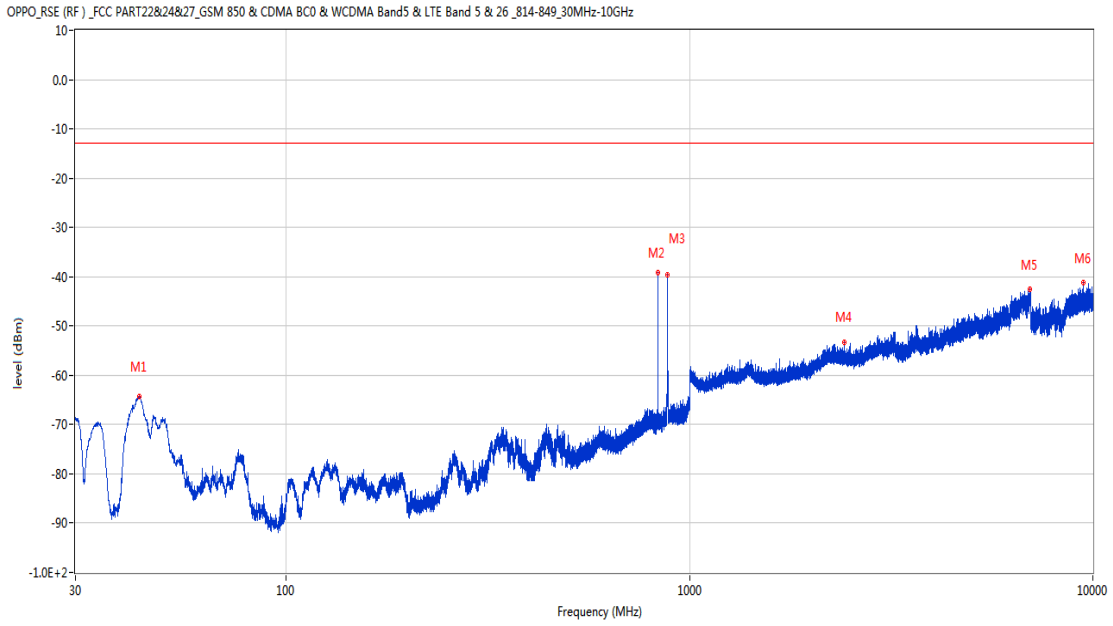
Frequency (MHz)	Result (dBm)	Factor (dB)	PK Limit (dBm)	Over Limit (dB)	Table (o)	ANT	EUT	Verdict
30.776	-68.93	-19.43	-13.0	-55.93	133.00	Horizontal	Horizontal	Pass
835.246	-44.77	2.55	-13.0	-31.77	152.00	Horizontal	Horizontal	N/A
880.787	-33.86	2.71	-13.0	-20.86	274.00	Horizontal	Horizontal	N/A
2219.600	-53.55	-0.98	-13.0	-40.55	360.00	Horizontal	Horizontal	Pass
6402.000	-42.87	10.51	-13.0	-29.87	275.00	Horizontal	Horizontal	Pass
9336.401	-42.05	15.27	-13.0	-29.05	360.00	Horizontal	Horizontal	Pass

RSE-H&V LTE Band 5 BW3 CH20525



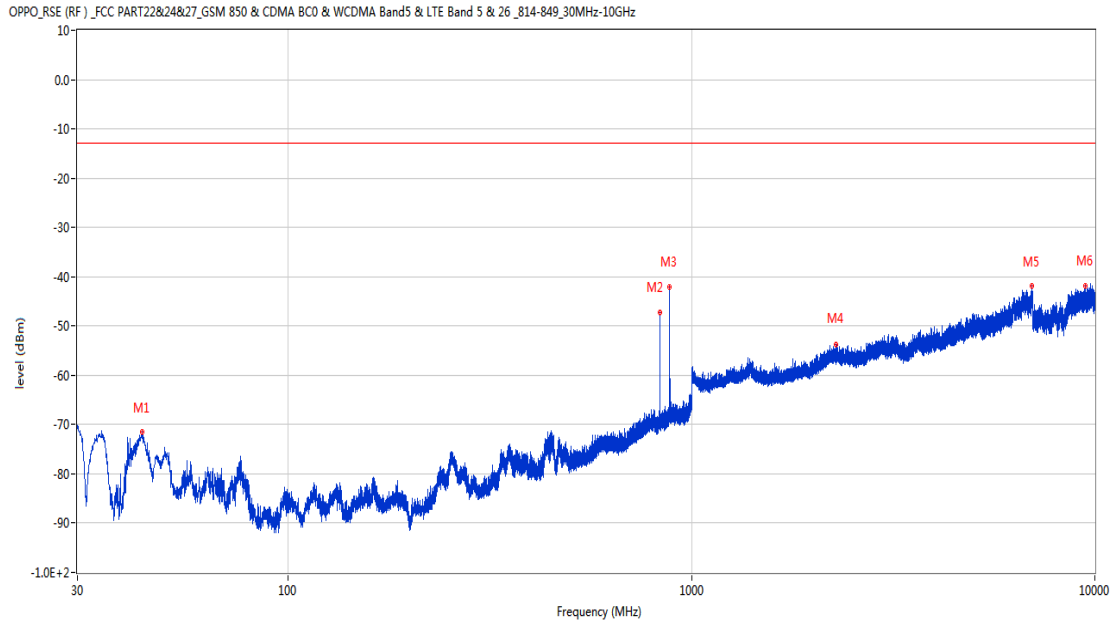
Frequency (MHz)	Result (dBm)	Factor (dB)	PK Limit (dBm)	Over Limit (dB)	Table (o)	ANT	EUT	Verdict
30.727	-66.03	-19.44	-13.0	-53.03	183.00	Horizontal	Vertical	Pass
835.246	-41.01	2.55	-13.0	-28.01	70.00	Horizontal	Vertical	N/A
882.484	-33.60	2.91	-13.0	-20.60	198.00	Horizontal	Vertical	N/A
2217.700	-53.84	-0.97	-13.0	-40.84	0.00	Horizontal	Vertical	Pass
6977.600	-41.42	13.86	-13.0	-28.42	114.00	Horizontal	Vertical	Pass
8850.550	-41.12	15.24	-13.0	-28.12	8.00	Horizontal	Vertical	Pass

RSE-V&V LTE Band 5 BW3 CH20525



Frequency (MHz)	Result (dBm)	Factor (dB)	PK Limit (dBm)	Over Limit (dB)	Table (o)	ANT	EUT	Verdict
43.144	-64.26	-16.10	-13.0	-51.26	39.00	Vertical	Vertical	Pass
835.197	-39.14	2.55	-13.0	-26.14	75.00	Vertical	Vertical	N/A
880.399	-39.60	2.67	-13.0	-26.60	26.00	Vertical	Vertical	N/A
2420.300	-53.39	-0.92	-13.0	-40.39	180.00	Vertical	Vertical	Pass
6981.000	-42.61	13.80	-13.0	-29.61	296.00	Vertical	Vertical	Pass
9459.849	-41.14	16.53	-13.0	-28.14	221.00	Vertical	Vertical	Pass

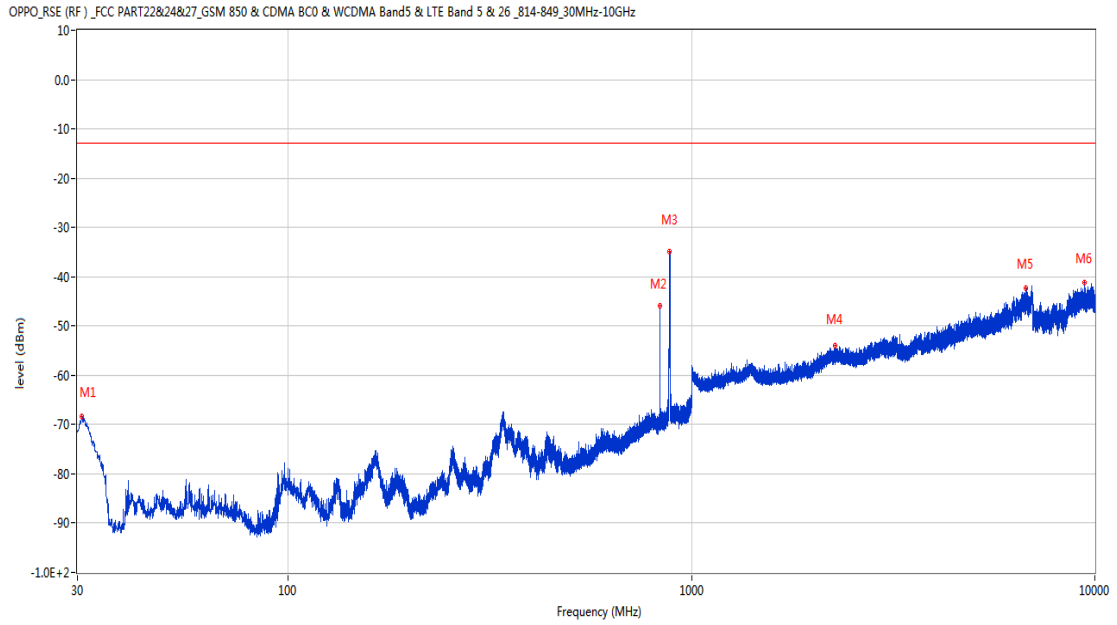
RSE-V&H LTE Band 5 BW3 CH20525



Frequency (MHz)	Result (dBm)	Factor (dB)	PK Limit (dBm)	Over Limit (dB)	Table (o)	ANT	EUT	Verdict
43.434	-71.51	-15.58	-13.0	-58.51	184.00	Vertical	Horizontal	Pass
835.294	-47.36	2.56	-13.0	-34.36	204.00	Vertical	Horizontal	N/A
880.787	-41.98	2.71	-13.0	-28.98	213.00	Vertical	Horizontal	N/A
2277.600	-53.79	-1.43	-13.0	-40.79	315.00	Vertical	Horizontal	Pass
6982.600	-41.87	13.91	-13.0	-28.87	87.00	Vertical	Horizontal	Pass
9489.100	-41.94	15.87	-13.0	-28.94	79.00	Vertical	Horizontal	Pass

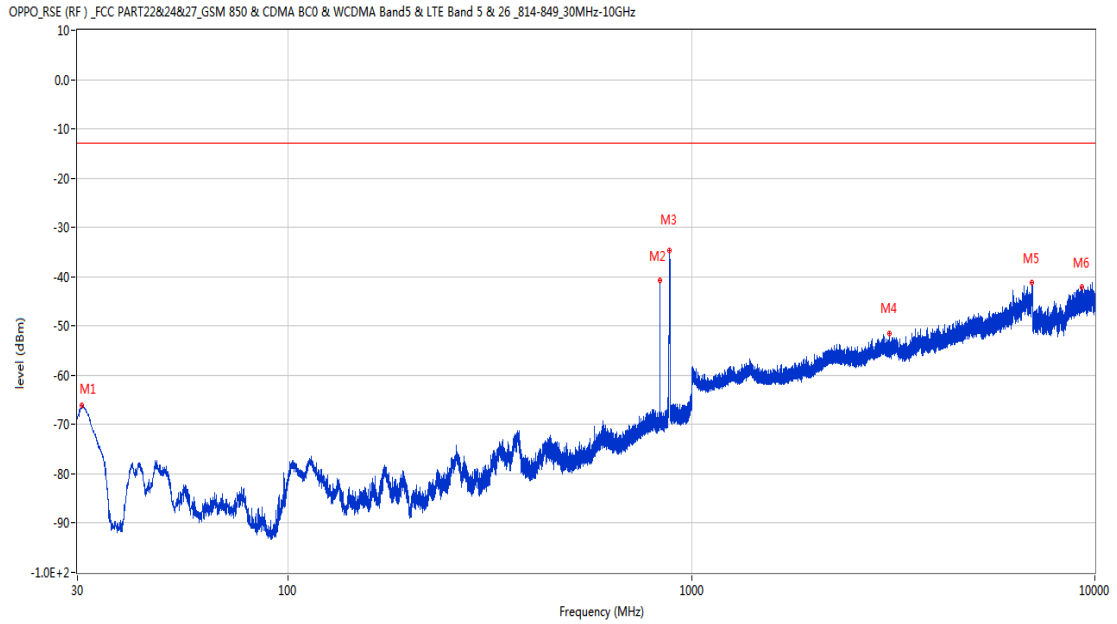
23.3 LTE Band 5 BW5, Middle Channel

RSE-H&H LTE Band 5 BW5 CH20525



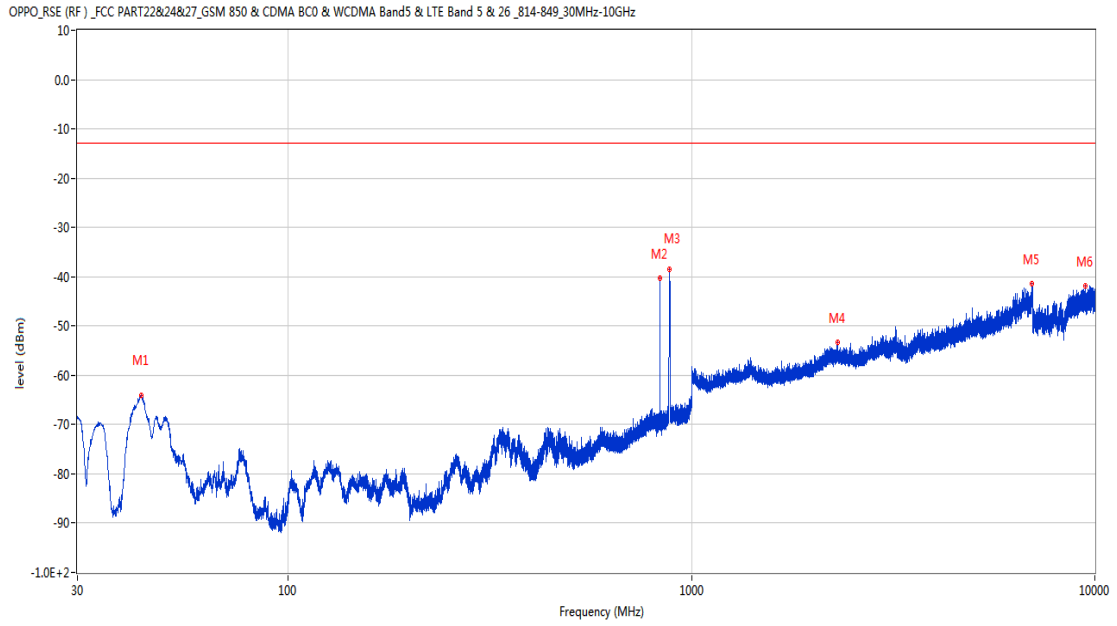
Frequency (MHz)	Result (dBm)	Factor (dB)	PK Limit (dBm)	Over Limit (dB)	Table (o)	ANT	EUT	Verdict
30.727	-68.34	-19.44	-13.0	-55.34	200.00	Horizontal	Horizontal	Pass
834.276	-46.00	2.52	-13.0	-33.00	155.00	Horizontal	Horizontal	N/A
882.630	-34.91	2.93	-13.0	-21.91	282.00	Horizontal	Horizontal	N/A
2274.000	-54.07	-1.55	-13.0	-41.07	153.00	Horizontal	Horizontal	Pass
6741.600	-42.20	12.00	-13.0	-29.20	142.00	Horizontal	Horizontal	Pass
9448.150	-41.29	16.69	-13.0	-28.29	28.00	Horizontal	Horizontal	Pass

RSE-H&V LTE Band 5 BW5 CH20525



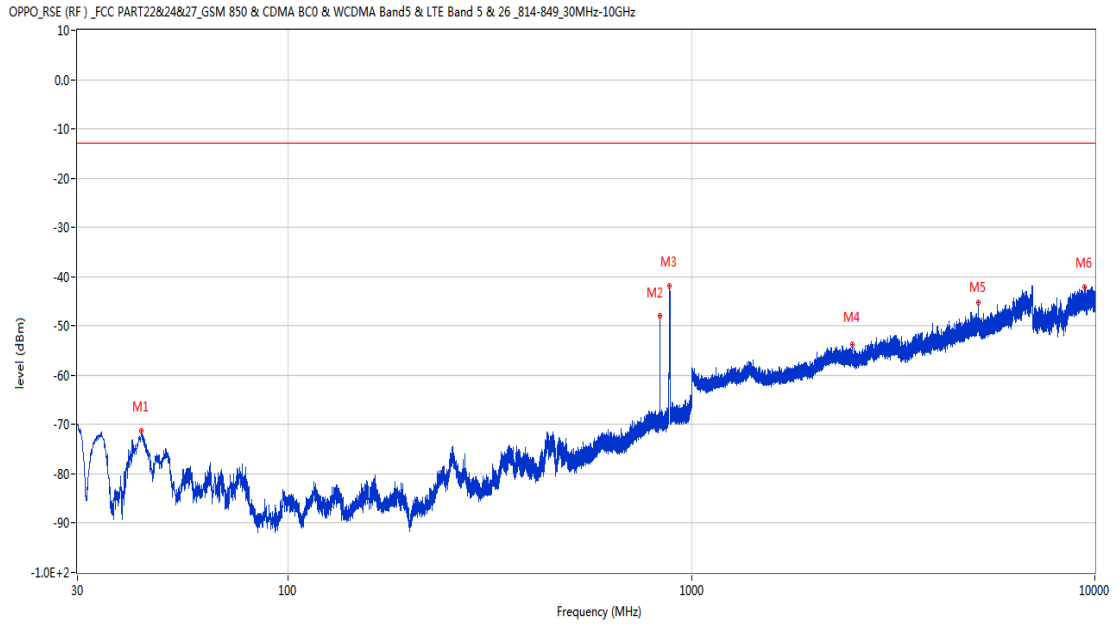
Frequency (MHz)	Result (dBm)	Factor (dB)	PK Limit (dBm)	Over Limit (dB)	Table (o)	ANT	EUT	Verdict
30.776	-66.16	-19.43	-13.0	-53.16	162.00	Horizontal	Vertical	Pass
834.421	-40.74	2.53	-13.0	-27.74	53.00	Horizontal	Vertical	N/A
879.429	-34.70	2.64	-13.0	-21.70	189.00	Horizontal	Vertical	N/A
3098.600	-51.61	2.41	-13.0	-38.61	243.00	Horizontal	Vertical	Pass
6967.200	-41.15	13.33	-13.0	-28.15	312.00	Horizontal	Vertical	Pass
9266.500	-42.04	15.15	-13.0	-29.04	240.00	Horizontal	Vertical	Pass

RSE-V&V LTE Band 5 BW5 CH20525



Frequency (MHz)	Result (dBm)	Factor (dB)	PK Limit (dBm)	Over Limit (dB)	Table (o)	ANT	EUT	Verdict
43.240	-64.10	-15.93	-13.0	-51.10	39.00	Vertical	Vertical	Pass
834.324	-40.26	2.53	-13.0	-27.26	67.00	Vertical	Vertical	N/A
879.575	-38.47	2.63	-13.0	-25.47	26.00	Vertical	Vertical	N/A
2305.400	-53.35	-0.95	-13.0	-40.35	99.00	Vertical	Vertical	Pass
6980.600	-41.32	13.78	-13.0	-28.32	142.00	Vertical	Vertical	Pass
9467.500	-41.96	16.35	-13.0	-28.96	102.00	Vertical	Vertical	Pass

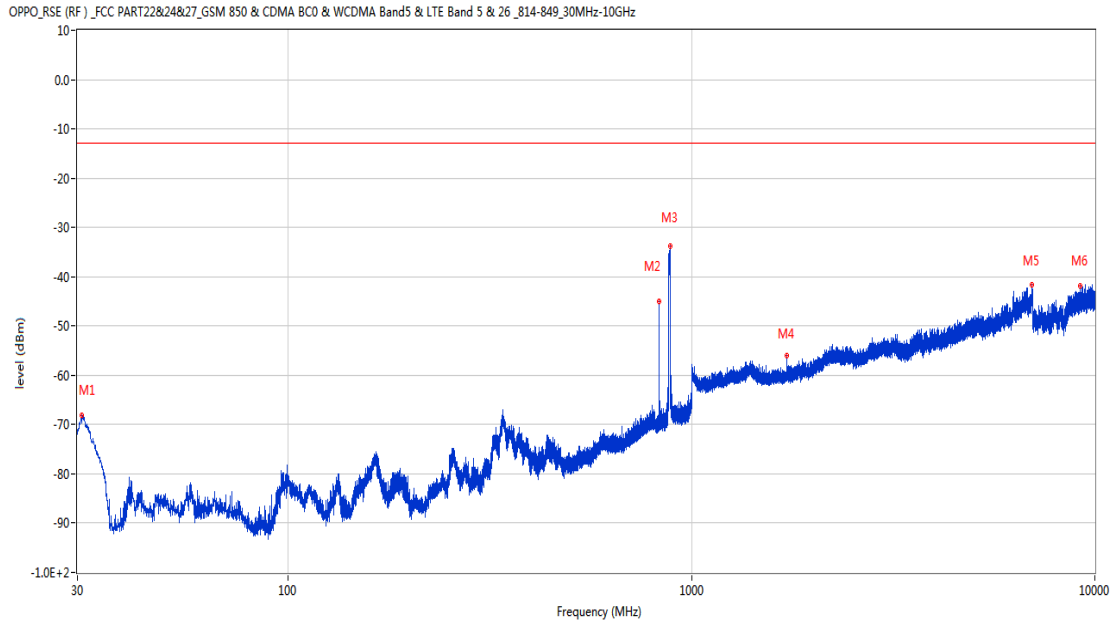
RSE-V&H LTE Band 5 BW5 CH20525



Frequency (MHz)	Result (dBm)	Factor (dB)	PK Limit (dBm)	Over Limit (dB)	Table (o)	ANT	EUT	Verdict
43.192	-71.34	-16.02	-13.0	-58.34	40.00	Vertical	Horizontal	Pass
834.276	-47.97	2.52	-13.0	-34.97	206.00	Vertical	Horizontal	N/A
882.242	-41.89	2.88	-13.0	-28.89	206.00	Vertical	Horizontal	N/A
2510.300	-53.66	-1.00	-13.0	-40.66	298.00	Vertical	Horizontal	Pass
5146.000	-45.12	7.48	-13.0	-32.12	142.00	Vertical	Horizontal	Pass
9404.500	-42.02	15.83	-13.0	-29.02	1.00	Vertical	Horizontal	Pass

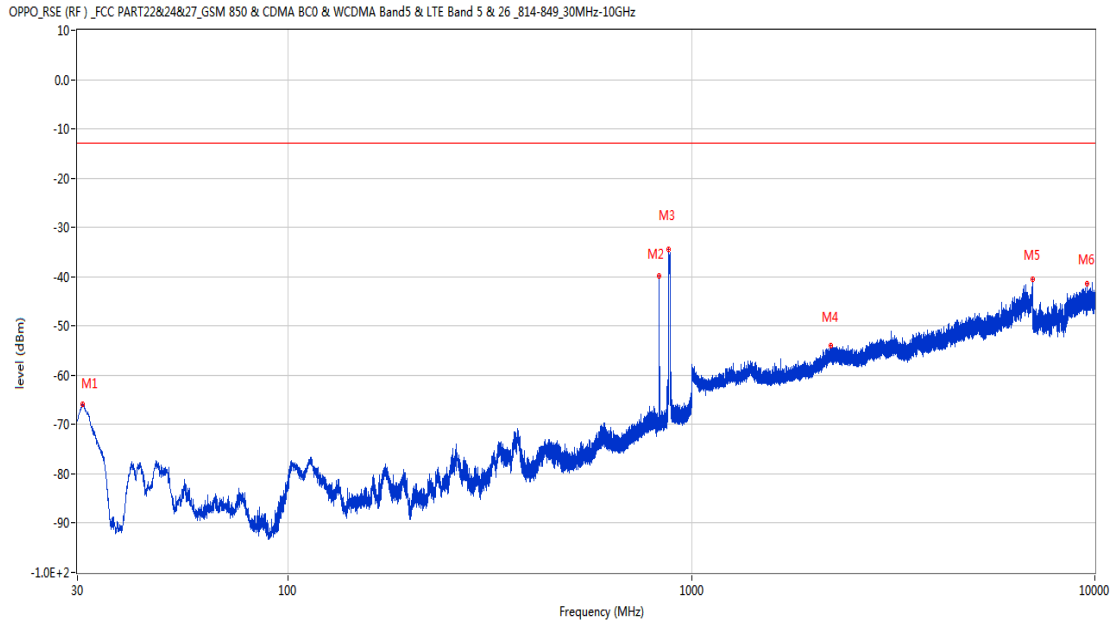
23.4 LTE Band 5 BW10, Middle Channel

RSE-H&H LTE Band 5 BW10 CH20525



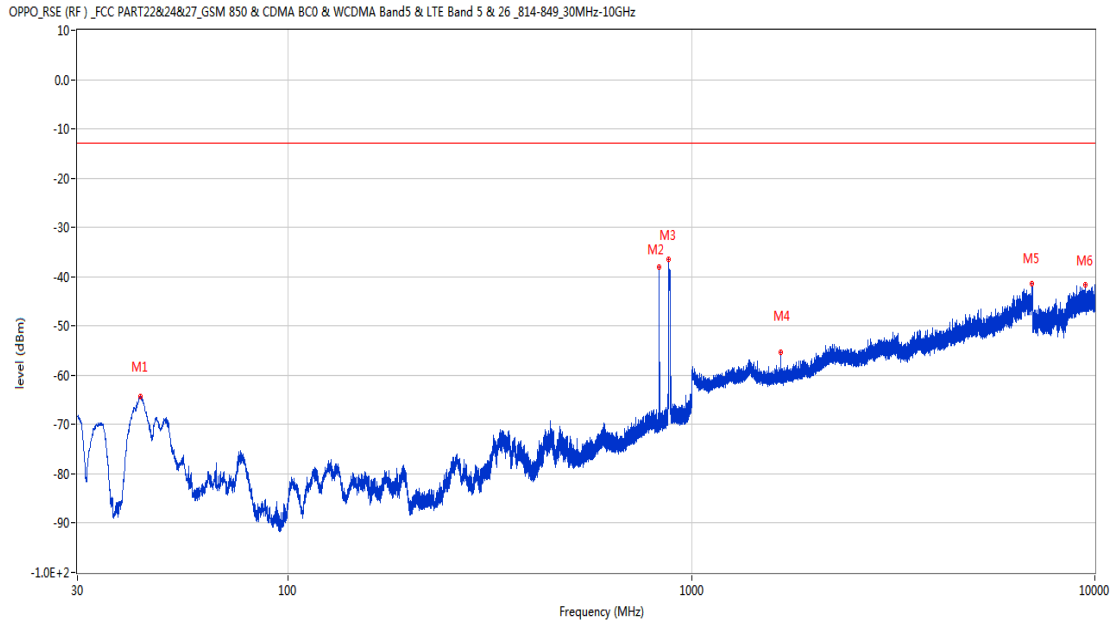
Frequency (MHz)	Result (dBm)	Factor (dB)	PK Limit (dBm)	Over Limit (dB)	Table (o)	ANT	EUT	Verdict
30.776	-68.10	-19.43	-13.0	-55.10	183.00	Horizontal	Horizontal	Pass
832.093	-44.99	2.46	-13.0	-31.99	154.00	Horizontal	Horizontal	N/A
885.249	-33.76	3.13	-13.0	-20.76	273.00	Horizontal	Horizontal	N/A
1720.600	-56.04	-5.62	-13.0	-43.04	132.00	Horizontal	Horizontal	Pass
6970.200	-41.69	13.43	-13.0	-28.69	20.00	Horizontal	Horizontal	Pass
9210.550	-41.89	15.34	-13.0	-28.89	25.00	Horizontal	Horizontal	Pass

RSE-H&V LTE Band 5 BW10 CH20525



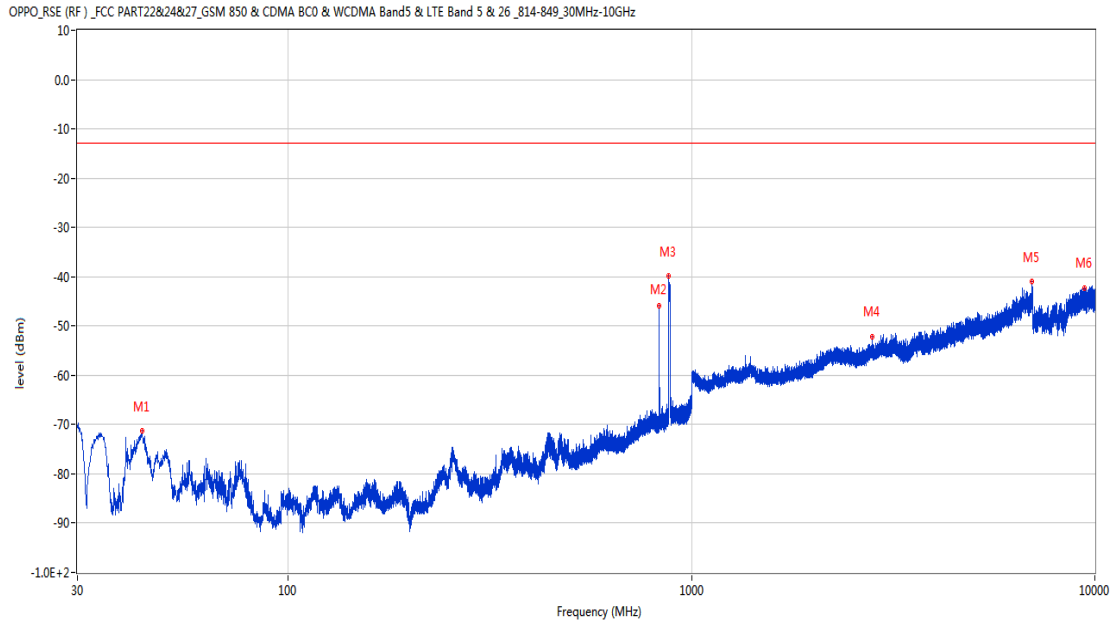
Frequency (MHz)	Result (dBm)	Factor (dB)	PK Limit (dBm)	Over Limit (dB)	Table (o)	ANT	EUT	Verdict
30.970	-65.96	-19.39	-13.0	-52.96	108.00	Horizontal	Vertical	Pass
832.142	-39.82	2.46	-13.0	-26.82	67.00	Horizontal	Vertical	N/A
877.537	-34.50	2.65	-13.0	-21.50	203.00	Horizontal	Vertical	N/A
2216.400	-54.06	-0.98	-13.0	-41.06	299.00	Horizontal	Vertical	Pass
6998.600	-40.57	13.64	-13.0	-27.57	248.00	Horizontal	Vertical	Pass
9577.300	-41.44	15.71	-13.0	-28.44	233.00	Horizontal	Vertical	Pass

RSE-V&V LTE Band 5 BW10 CH20525



Frequency (MHz)	Result (dBm)	Factor (dB)	PK Limit (dBm)	Over Limit (dB)	Table (o)	ANT	EUT	Verdict
42.998	-64.24	-16.36	-13.0	-51.24	202.00	Vertical	Vertical	Pass
832.142	-38.02	2.46	-13.0	-25.02	166.00	Vertical	Vertical	N/A
877.537	-36.53	2.65	-13.0	-23.53	24.00	Vertical	Vertical	N/A
1664.600	-55.27	-5.92	-13.0	-42.27	118.00	Vertical	Vertical	Pass
6995.200	-41.44	13.56	-13.0	-28.44	51.00	Vertical	Vertical	Pass
9489.100	-41.73	15.87	-13.0	-28.73	169.00	Vertical	Vertical	Pass

RSE-V&H LTE Band 5 BW10 CH20525

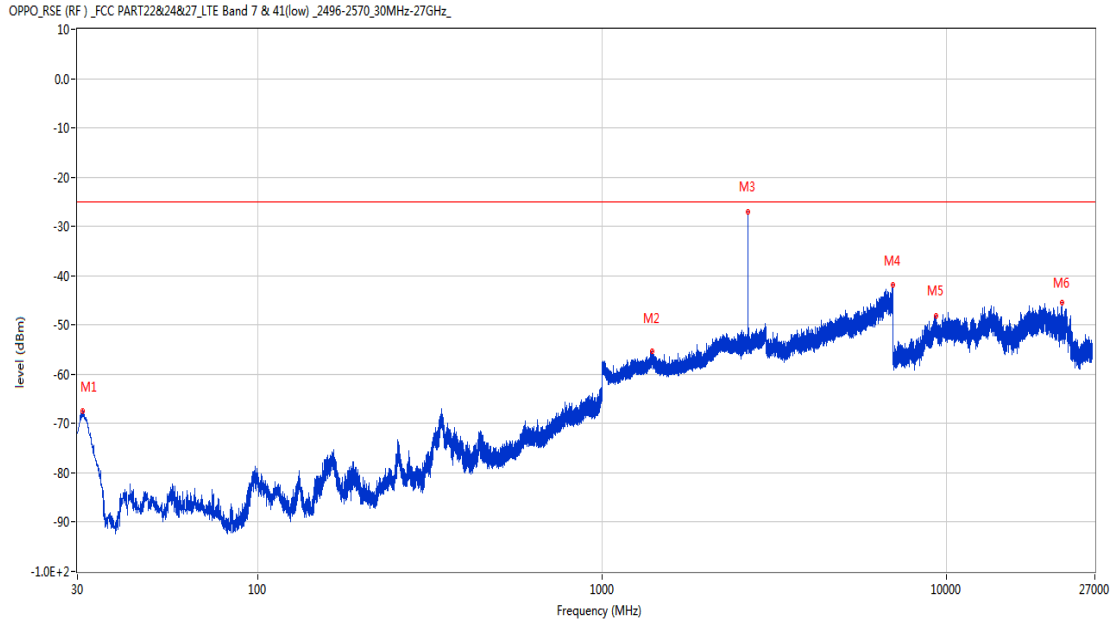


Frequency (MHz)	Result (dBm)	Factor (dB)	PK Limit (dBm)	Over Limit (dB)	Table (o)	ANT	EUT	Verdict
43.483	-71.30	-15.50	-13.0	-58.30	53.00	Vertical	Horizontal	Pass
832.142	-45.91	2.46	-13.0	-32.91	196.00	Vertical	Horizontal	N/A
877.586	-39.90	2.66	-13.0	-26.90	360.00	Vertical	Horizontal	N/A
2807.900	-52.11	1.51	-13.0	-39.11	237.00	Vertical	Horizontal	Pass
6995.800	-41.01	13.55	-13.0	-28.01	360.00	Vertical	Horizontal	Pass
9443.350	-42.20	16.56	-13.0	-29.20	296.00	Vertical	Horizontal	Pass

24 LTE Band 7

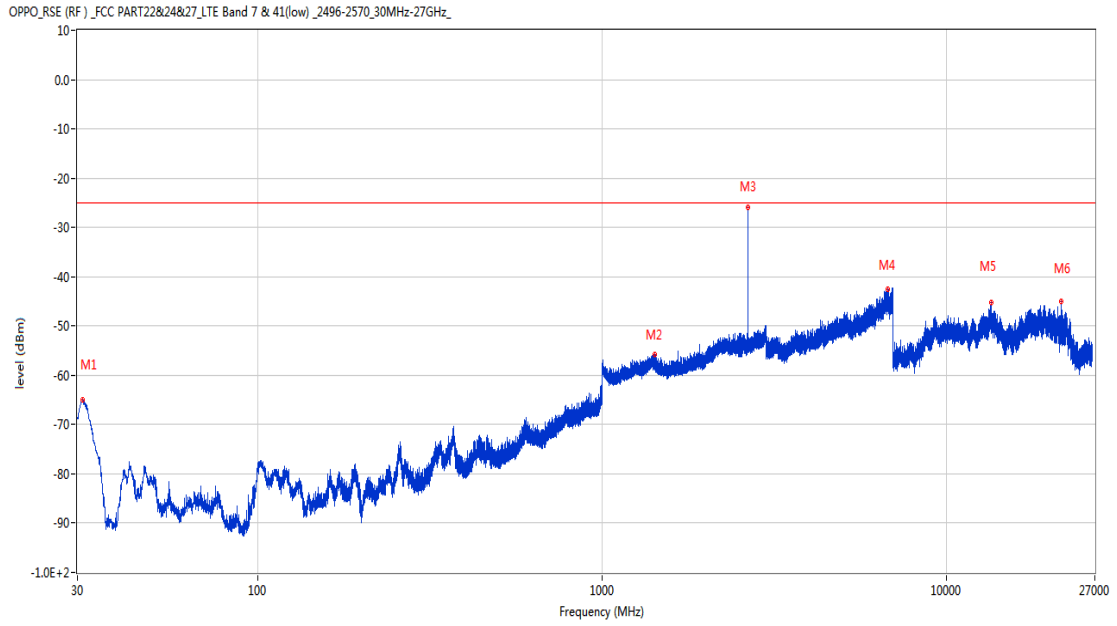
24.1 LTE Band 7 BW5, Middle Channel

RSE-H&H LTE Band 7 BW5 CH21100



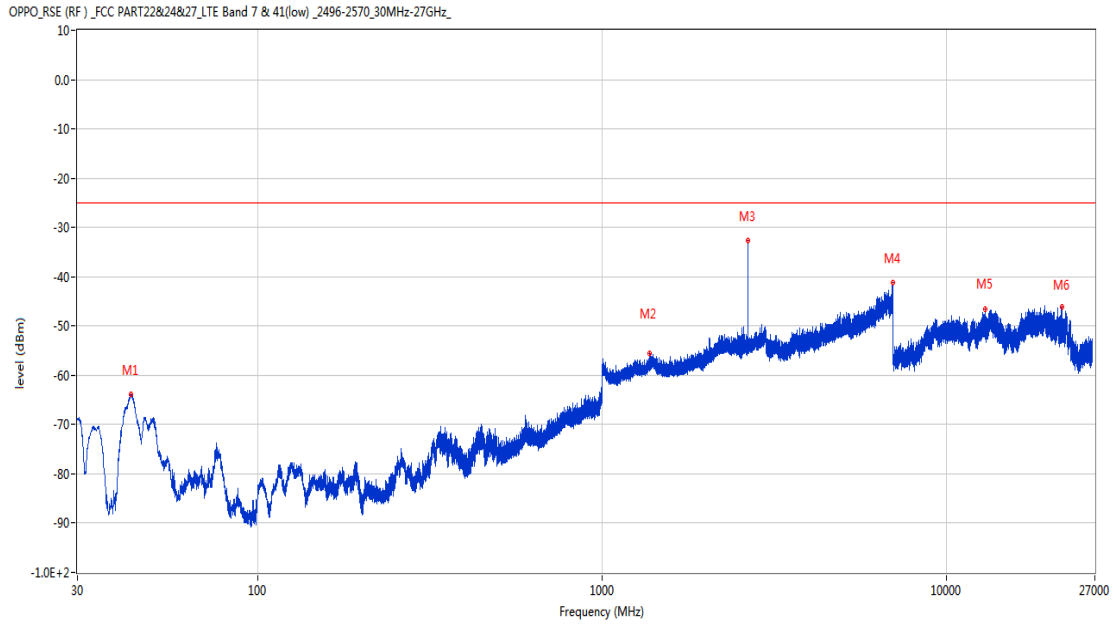
Frequency (MHz)	Result (dBm)	Factor (dB)	PK Limit (dBm)	Over Limit (dB)	Table (o)	ANT	EUT	Verdict
31.018	-67.56	-19.12	-25.0	-42.56	184.00	Horizontal	Horizontal	Pass
1398.000	-55.26	-2.16	-25.0	-30.26	310.00	Horizontal	Horizontal	Pass
2655.400	-26.94	1.37	-25.0	-1.94	180.00	Horizontal	Horizontal	N/A
6999.000	-41.87	13.64	-25.0	-16.87	15.00	Horizontal	Horizontal	Pass
9322.138	-48.16	9.80	-25.0	-23.16	318.00	Horizontal	Horizontal	Pass
21637.575	-45.44	14.70	-25.0	-20.44	89.00	Horizontal	Horizontal	Pass

RSE-H&V LTE Band 7 BW5 CH21100



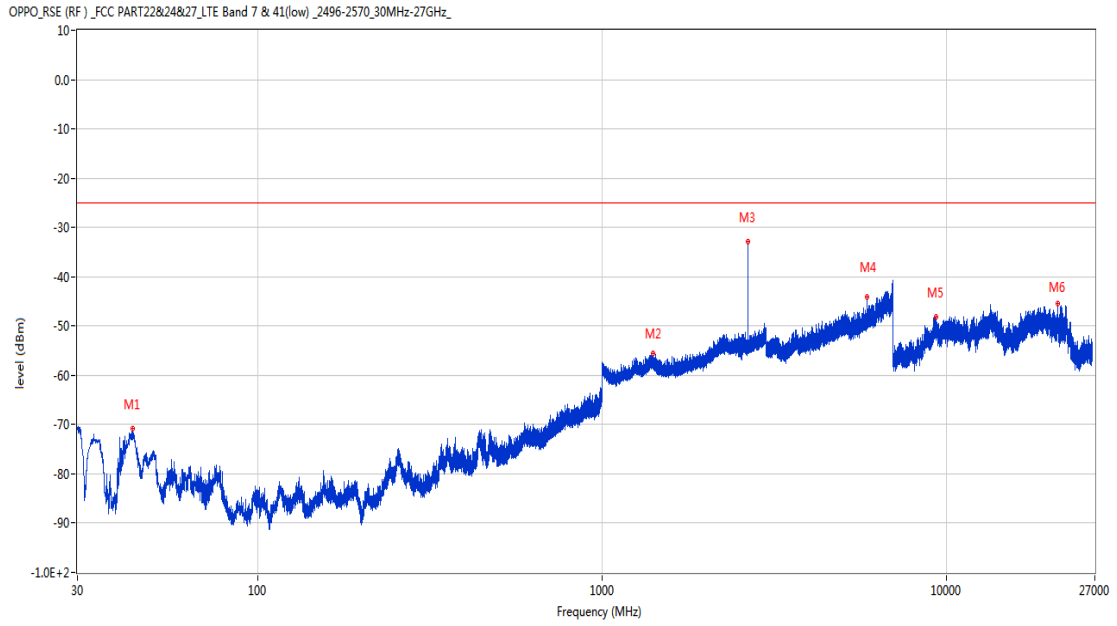
Frequency (MHz)	Result (dBm)	Factor (dB)	PK Limit (dBm)	Over Limit (dB)	Table (o)	ANT	EUT	Verdict
31.067	-64.94	-19.00	-25.0	-39.94	138.00	Horizontal	Vertical	Pass
1423.100	-55.87	-2.84	-25.0	-30.87	248.00	Horizontal	Vertical	Pass
2655.500	-26.01	1.37	-25.0	-1.01	119.00	Horizontal	Vertical	N/A
6769.400	-42.45	11.48	-25.0	-17.45	76.00	Horizontal	Vertical	Pass
13489.463	-45.22	10.91	-25.0	-20.22	291.00	Horizontal	Vertical	Pass
21620.150	-45.07	14.70	-25.0	-20.07	267.00	Horizontal	Vertical	Pass

RSE-V&V LTE Band 7 BW5 CH21100



Frequency (MHz)	Result (dBm)	Factor (dB)	PK Limit (dBm)	Over Limit (dB)	Table (o)	ANT	EUT	Verdict
42.804	-63.88	-16.33	-25.0	-38.88	102.00	Vertical	Vertical	Pass
1378.200	-55.58	-2.72	-25.0	-30.58	317.00	Vertical	Vertical	Pass
2655.700	-32.66	1.35	-25.0	-7.66	339.00	Vertical	Vertical	N/A
6999.800	-41.25	13.65	-25.0	-16.25	50.00	Vertical	Vertical	Pass
13002.787	-46.63	10.46	-25.0	-21.63	226.00	Vertical	Vertical	Pass
21630.775	-46.10	14.70	-25.0	-21.10	360.00	Vertical	Vertical	Pass

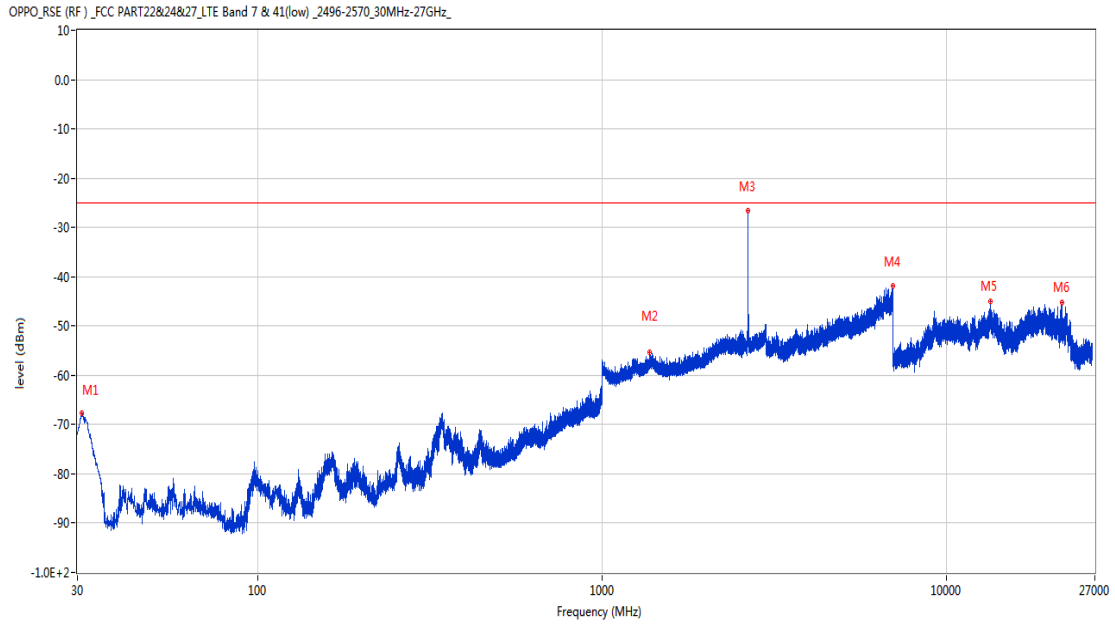
RSE-V&H LTE Band 7 BW5 CH21100



Frequency (MHz)	Result (dBm)	Factor (dB)	PK Limit (dBm)	Over Limit (dB)	Table (o)	ANT	EUT	Verdict
43.337	-70.81	-15.52	-25.0	-45.81	19.00	Vertical	Horizontal	Pass
1404.400	-55.53	-2.31	-25.0	-30.53	218.00	Vertical	Horizontal	Pass
2656.800	-32.92	1.34	-25.0	-7.92	209.00	Vertical	Horizontal	N/A
5898.800	-44.20	8.58	-25.0	-19.20	158.00	Vertical	Horizontal	Pass
9321.275	-48.18	9.84	-25.0	-23.18	33.00	Vertical	Horizontal	Pass
21041.725	-45.55	14.51	-25.0	-20.55	282.00	Vertical	Horizontal	Pass

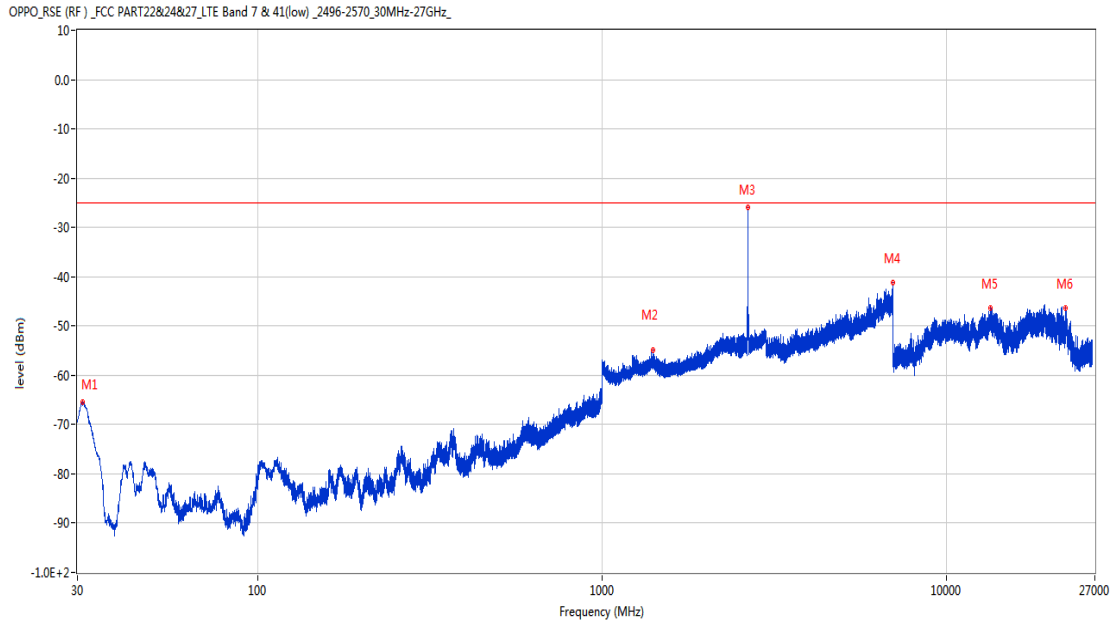
24.2 LTE Band 7 BW10, Middle Channel

RSE-H&H LTE Band 7 BW10 CH21100



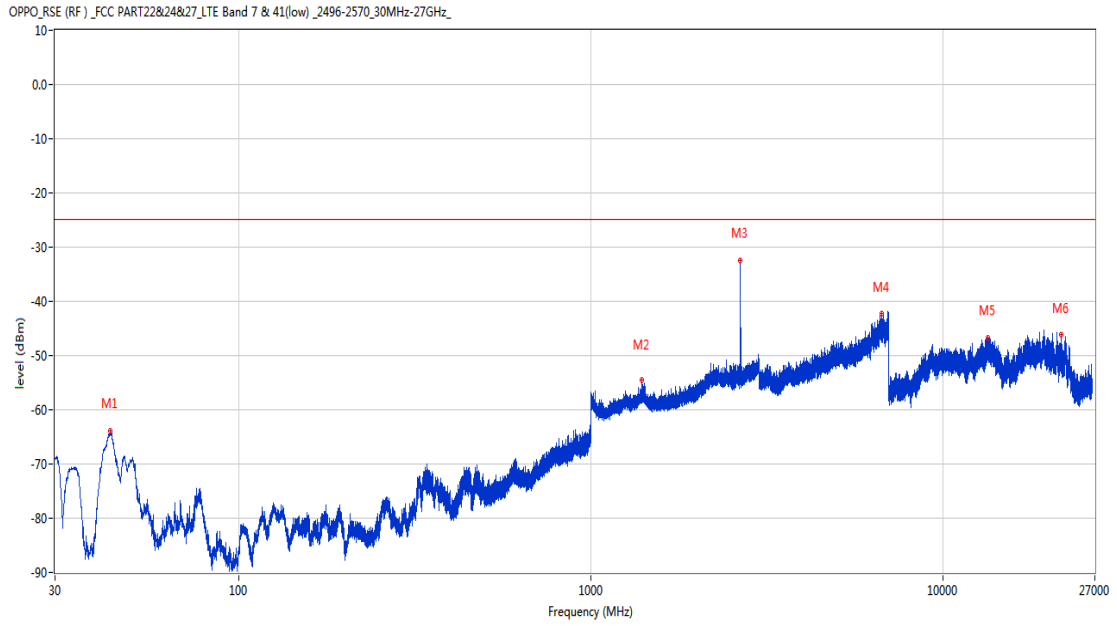
Frequency (MHz)	Result (dBm)	Factor (dB)	PK Limit (dBm)	Over Limit (dB)	Table (o)	ANT	EUT	Verdict
30.922	-67.77	-19.18	-25.0	-42.77	131.00	Horizontal	Horizontal	Pass
1377.300	-55.22	-2.70	-25.0	-30.22	245.00	Horizontal	Horizontal	Pass
2652.400	-26.53	1.39	-25.0	-1.53	190.00	Horizontal	Horizontal	N/A
6984.600	-41.94	13.74	-25.0	-16.94	34.00	Horizontal	Horizontal	Pass
13453.237	-44.95	11.49	-25.0	-19.95	228.00	Horizontal	Horizontal	Pass
21630.775	-45.12	14.70	-25.0	-20.12	30.00	Horizontal	Horizontal	Pass

RSE-H&V LTE Band 7 BW10 CH21100



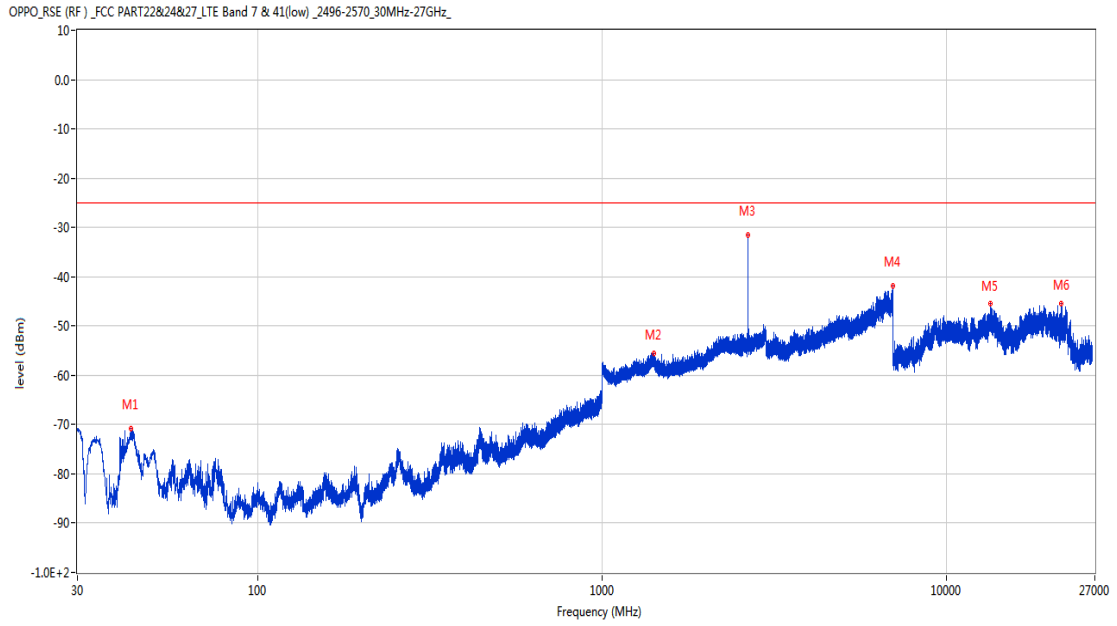
Frequency (MHz)	Result (dBm)	Factor (dB)	PK Limit (dBm)	Over Limit (dB)	Table (o)	ANT	EUT	Verdict
30.970	-65.47	-19.17	-25.0	-40.47	184.00	Horizontal	Vertical	Pass
1405.800	-54.87	-2.36	-25.0	-29.87	75.00	Horizontal	Vertical	Pass
2658.600	-25.99	1.52	-25.0	-0.99	113.00	Horizontal	Vertical	N/A
6984.400	-41.21	13.76	-25.0	-16.21	277.00	Horizontal	Vertical	Pass
13430.662	-46.24	11.15	-25.0	-21.24	283.00	Horizontal	Vertical	Pass
22230.450	-46.38	14.90	-25.0	-21.38	270.00	Horizontal	Vertical	Pass

RSE-V&V LTE Band 7 BW10 CH21100



Frequency (MHz)	Result (dBm)	Factor (dB)	PK Limit (dBm)	Over Limit (dB)	Table (o)	ANT	EUT	Verdict
42.950	-63.97	-16.18	-25.0	-38.97	70.00	Vertical	Vertical	Pass
1396.600	-54.53	-2.14	-25.0	-29.53	70.00	Vertical	Vertical	Pass
2655.500	-32.43	1.37	-25.0	-7.43	278.00	Vertical	Vertical	N/A
6682.800	-42.29	11.87	-25.0	-17.29	284.00	Vertical	Vertical	Pass
13415.963	-46.67	10.92	-25.0	-21.67	351.00	Vertical	Vertical	Pass
21624.824	-46.13	14.70	-25.0	-21.13	-3.00	Vertical	Vertical	Pass

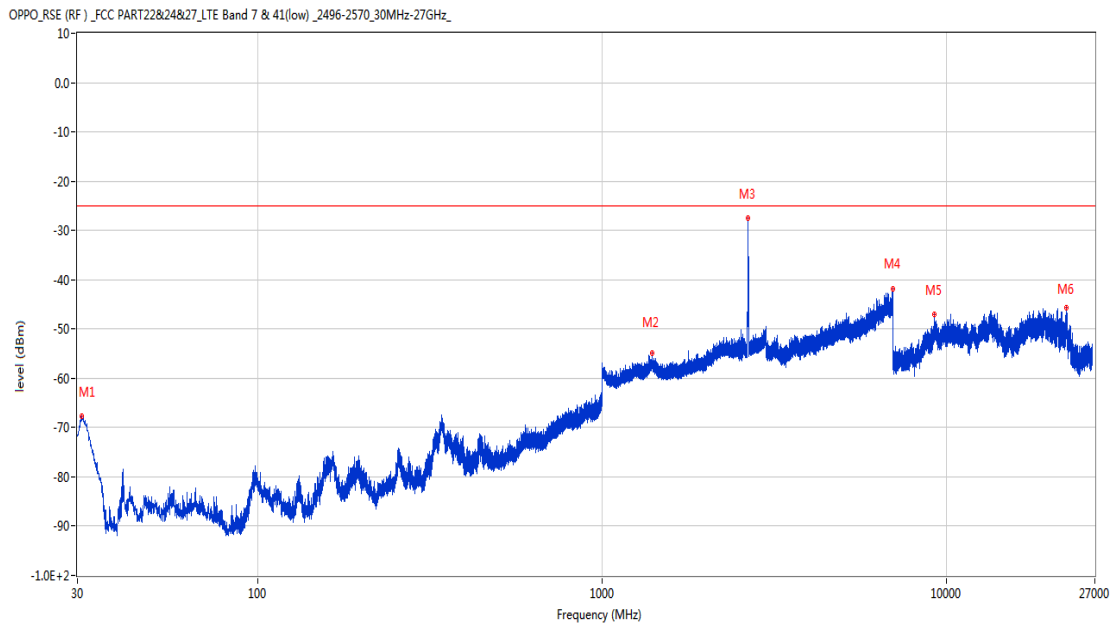
RSE-V&H LTE Band 7 BW10 CH21100



Frequency (MHz)	Result (dBm)	Factor (dB)	PK Limit (dBm)	Over Limit (dB)	Table (o)	ANT	EUT	Verdict
42.901	-70.90	-16.23	-25.0	-45.90	30.00	Vertical	Horizontal	Pass
1413.100	-55.57	-2.56	-25.0	-30.57	296.00	Vertical	Horizontal	Pass
2658.400	-31.47	1.50	-25.0	-6.47	0.00	Vertical	Horizontal	N/A
6998.400	-41.75	13.63	-25.0	-16.75	305.00	Vertical	Horizontal	Pass
13465.312	-45.39	11.35	-25.0	-20.39	106.00	Vertical	Horizontal	Pass
21618.024	-45.53	14.70	-25.0	-20.53	57.00	Vertical	Horizontal	Pass

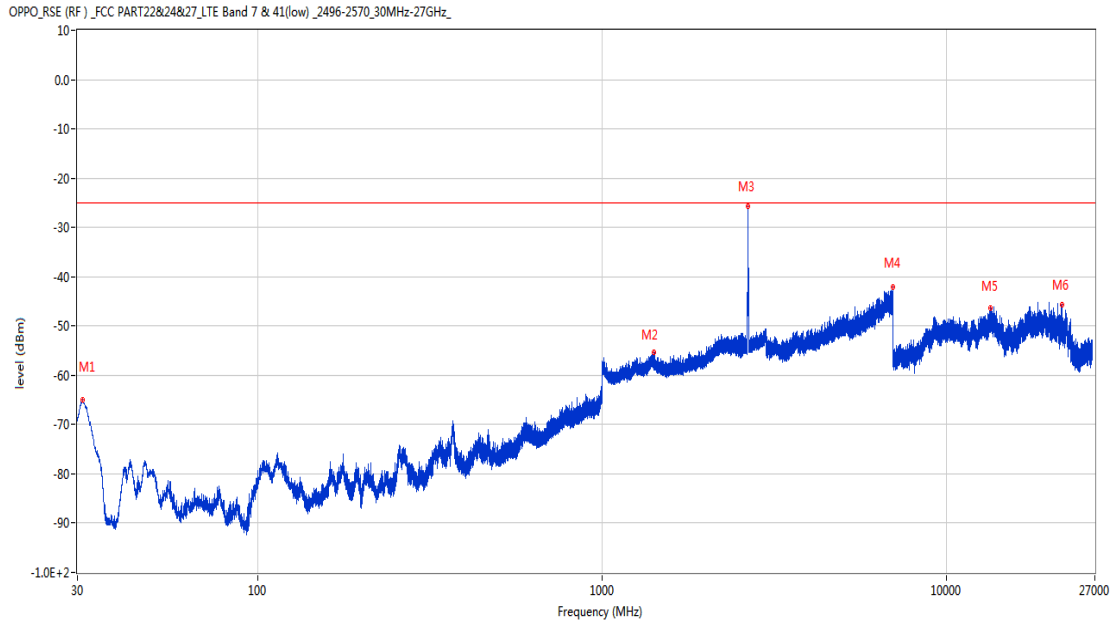
24.3 LTE Band 7 BW15, Middle Channel

RSE-H&H LTE Band 7 BW15 CH21100



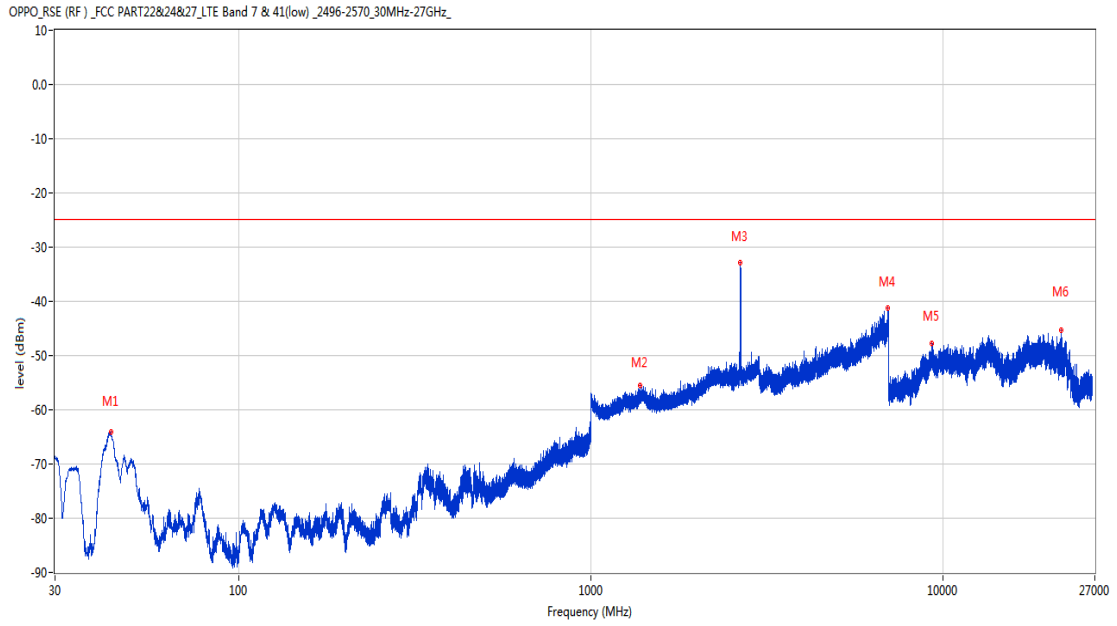
Frequency (MHz)	Result (dBm)	Factor (dB)	PK Limit (dBm)	Over Limit (dB)	Table (o)	ANT	EUT	Verdict
30.922	-67.68	-19.18	-25.0	-42.68	193.00	Horizontal	Horizontal	Pass
1396.200	-54.80	-2.15	-25.0	-29.80	311.00	Horizontal	Horizontal	Pass
2656.500	-27.51	1.31	-25.0	-2.51	177.00	Horizontal	Horizontal	N/A
6995.400	-41.92	13.55	-25.0	-16.92	28.00	Horizontal	Horizontal	Pass
9224.100	-46.99	9.23	-25.0	-21.99	0.00	Horizontal	Horizontal	Pass
22315.448	-45.75	14.92	-25.0	-20.75	244.00	Horizontal	Horizontal	Pass

RSE-H&V LTE Band 7 BW15 CH21100



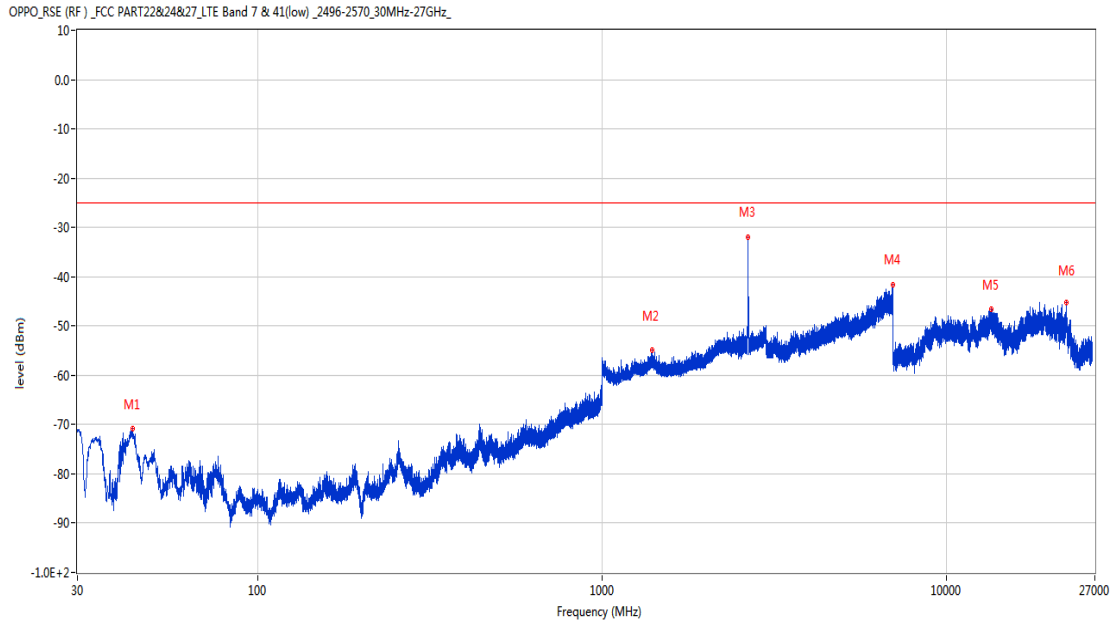
Frequency (MHz)	Result (dBm)	Factor (dB)	PK Limit (dBm)	Over Limit (dB)	Table (o)	ANT	EUT	Verdict
31.067	-64.98	-19.00	-25.0	-39.98	125.00	Horizontal	Vertical	Pass
1413.800	-55.31	-2.58	-25.0	-30.31	127.00	Horizontal	Vertical	Pass
2655.200	-25.68	1.38	-25.0	-0.68	116.00	Horizontal	Vertical	N/A
6985.000	-42.06	13.71	-25.0	-17.06	92.00	Horizontal	Vertical	Pass
13450.350	-46.25	11.51	-25.0	-21.25	314.00	Horizontal	Vertical	Pass
21627.376	-45.69	14.70	-25.0	-20.69	277.00	Horizontal	Vertical	Pass

RSE-V&V LTE Band 7 BW15 CH21100



Frequency (MHz)	Result (dBm)	Factor (dB)	PK Limit (dBm)	Over Limit (dB)	Table (o)	ANT	EUT	Verdict
43.192	-64.16	-15.78	-25.0	-39.16	69.00	Vertical	Vertical	Pass
1374.600	-55.51	-2.81	-25.0	-30.51	331.00	Vertical	Vertical	Pass
2658.600	-32.88	1.52	-25.0	-7.88	114.00	Vertical	Vertical	N/A
6983.200	-41.31	13.88	-25.0	-16.31	119.00	Vertical	Vertical	Pass
9312.075	-47.74	10.03	-25.0	-22.74	237.00	Vertical	Vertical	Pass
21629.499	-45.27	14.70	-25.0	-20.27	253.00	Vertical	Vertical	Pass

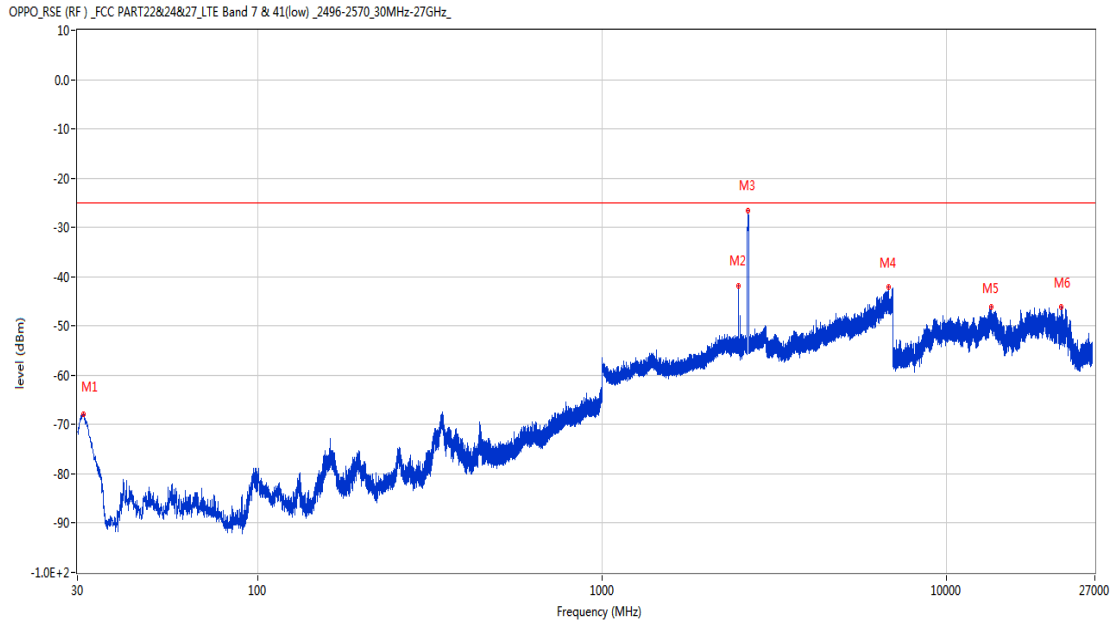
RSE-V&H LTE Band 7 BW15 CH21100



Frequency (MHz)	Result (dBm)	Factor (dB)	PK Limit (dBm)	Over Limit (dB)	Table (o)	ANT	EUT	Verdict
43.434	-70.90	-15.34	-25.0	-45.90	158.00	Vertical	Horizontal	Pass
1402.900	-54.89	-2.29	-25.0	-29.89	216.00	Vertical	Horizontal	Pass
2651.300	-31.88	1.40	-25.0	-6.88	8.00	Vertical	Horizontal	N/A
6992.000	-41.57	13.55	-25.0	-16.57	87.00	Vertical	Horizontal	Pass
13537.237	-46.55	10.45	-25.0	-21.55	285.00	Vertical	Horizontal	Pass
22348.175	-45.27	14.93	-25.0	-20.27	228.00	Vertical	Horizontal	Pass

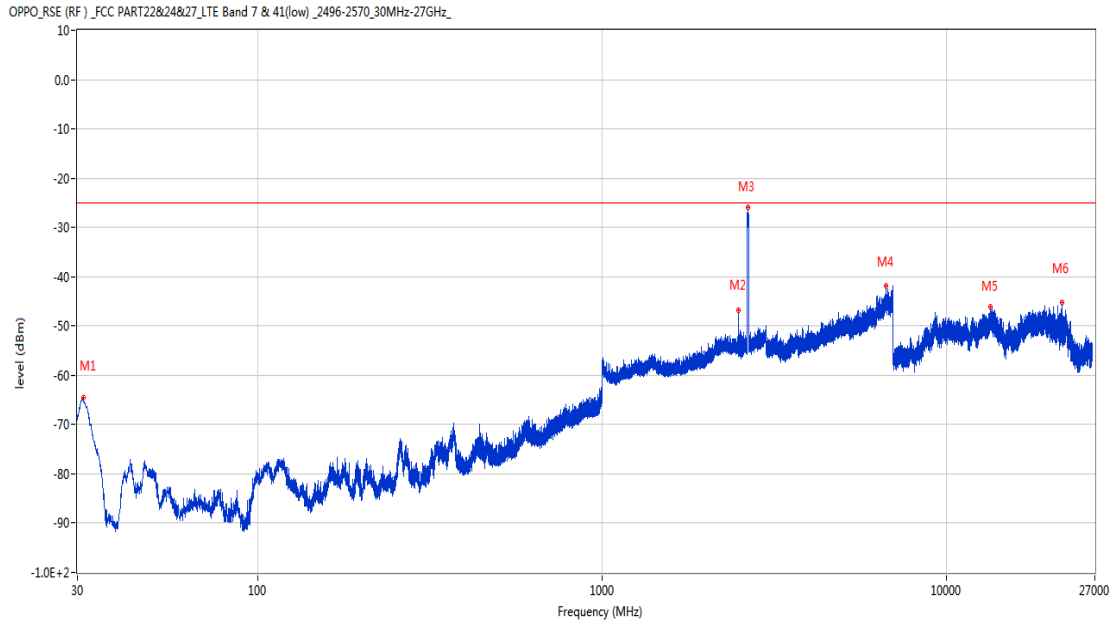
24.4 LTE Band 7 BW20, Middle Channel

RSE-H&H LTE Band 7 BW20 CH21100



Frequency (MHz)	Result (dBm)	Factor (dB)	PK Limit (dBm)	Over Limit (dB)	Table (o)	ANT	EUT	Verdict
31.164	-67.85	-18.75	-25.0	-42.85	177.00	Horizontal	Horizontal	Pass
2490.600	-41.93	1.66	-25.0	-16.93	34.00	Horizontal	Horizontal	N/A
2659.900	-26.49	1.38	-25.0	-1.49	183.00	Horizontal	Horizontal	N/A
6787.600	-42.16	12.30	-25.0	-17.16	225.00	Horizontal	Horizontal	Pass
13478.175	-46.09	11.12	-25.0	-21.09	353.00	Horizontal	Horizontal	Pass
21601.026	-46.13	14.69	-25.0	-21.13	-3.00	Horizontal	Horizontal	Pass

RSE-H&V LTE Band 7 BW20 CH21100



Frequency (MHz)	Result (dBm)	Factor (dB)	PK Limit (dBm)	Over Limit (dB)	Table (o)	ANT	EUT	Verdict
31.164	-64.62	-18.75	-25.0	-39.62	145.00	Horizontal	Vertical	Pass
2490.900	-46.85	1.67	-25.0	-21.85	136.00	Horizontal	Vertical	N/A
2662.000	-26.01	1.40	-25.0	-1.01	113.00	Horizontal	Vertical	N/A
6673.200	-41.95	11.60	-25.0	-16.95	101.00	Horizontal	Vertical	Pass
13431.975	-46.18	11.17	-25.0	-21.18	210.00	Horizontal	Vertical	Pass
21631.625	-45.28	14.70	-25.0	-20.28	212.00	Horizontal	Vertical	Pass