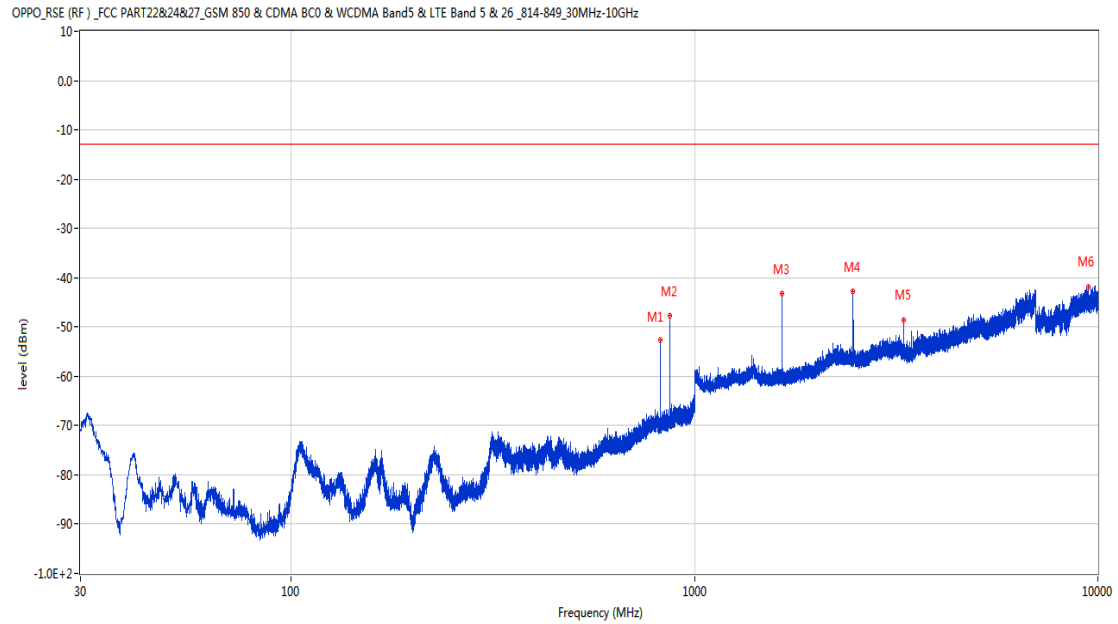


Annex A.7. Field Strength of Spurious Radiation

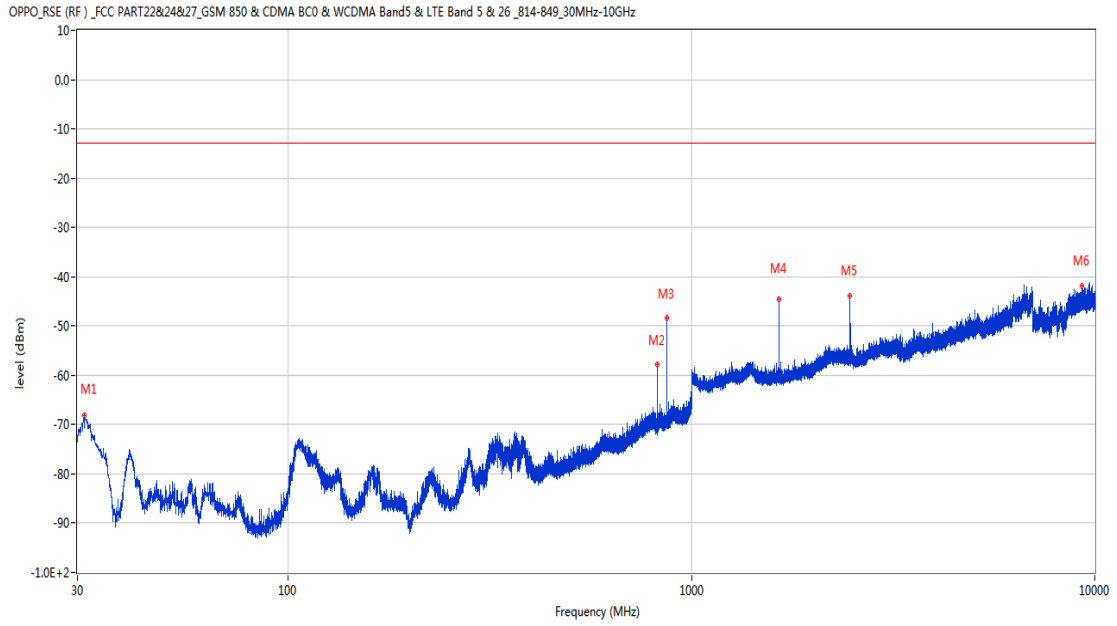
Up Antenna
 GSM
 1 GSM 850
 1.1 GSM 850 Low Channel

RSE-H&H GSM 850 CH128



| Frequency (MHz) | Result (dBm) | Factor (dB) | PK Limit (dBm) | Over Limit (dB) | Table (o) | ANT | EUT | Verdict |
|-----------------|--------------|-------------|----------------|-----------------|-----------|------------|------------|---------|
| 824.188 | -52.53 | 2.22 | -13.0 | -39.53 | 307.00 | Horizontal | Horizontal | N/A |
| 869.196 | -47.80 | 2.38 | -13.0 | -34.80 | 273.00 | Horizontal | Horizontal | N/A |
| 1648.700 | -43.31 | -5.85 | -13.0 | -30.31 | 28.00 | Horizontal | Horizontal | Pass |
| 2472.900 | -42.81 | -1.27 | -13.0 | -29.81 | 175.00 | Horizontal | Horizontal | Pass |
| 3297.200 | -48.52 | 2.58 | -13.0 | -35.52 | 134.00 | Horizontal | Horizontal | Pass |
| 9458.800 | -41.89 | 16.55 | -13.0 | -28.89 | 238.00 | Horizontal | Horizontal | Pass |

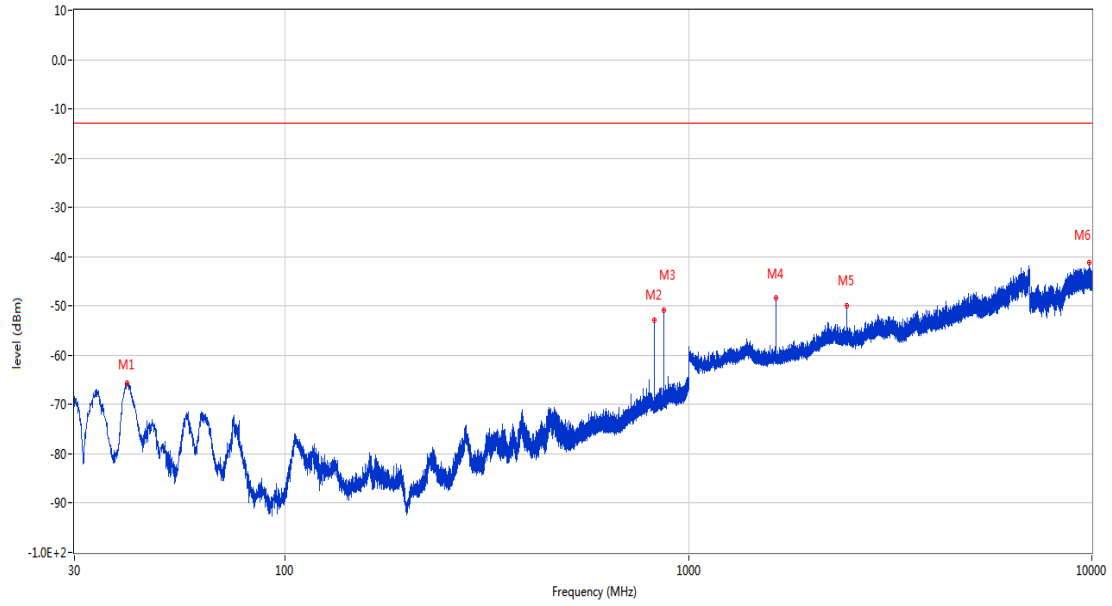
RSE-H&V GSM 850 CH128



| Frequency (MHz) | Result (dBm) | Factor (dB) | PK Limit (dBm) | Over Limit (dB) | Table (o) | ANT | EUT | Verdict |
|-----------------|--------------|-------------|----------------|-----------------|-----------|------------|----------|---------|
| 31.212 | -68.13 | -18.85 | -13.0 | -55.13 | 192.00 | Horizontal | Vertical | Pass |
| 824.139 | -57.84 | 2.22 | -13.0 | -44.84 | 360.00 | Horizontal | Vertical | N/A |
| 869.147 | -48.43 | 2.38 | -13.0 | -35.43 | 112.00 | Horizontal | Vertical | N/A |
| 1648.700 | -44.51 | -5.85 | -13.0 | -31.51 | 343.00 | Horizontal | Vertical | Pass |
| 2473.300 | -43.96 | -1.24 | -13.0 | -30.96 | 152.00 | Horizontal | Vertical | Pass |
| 9300.400 | -41.90 | 15.54 | -13.0 | -28.90 | 287.00 | Horizontal | Vertical | Pass |

RSE-V&V GSM 850 CH128

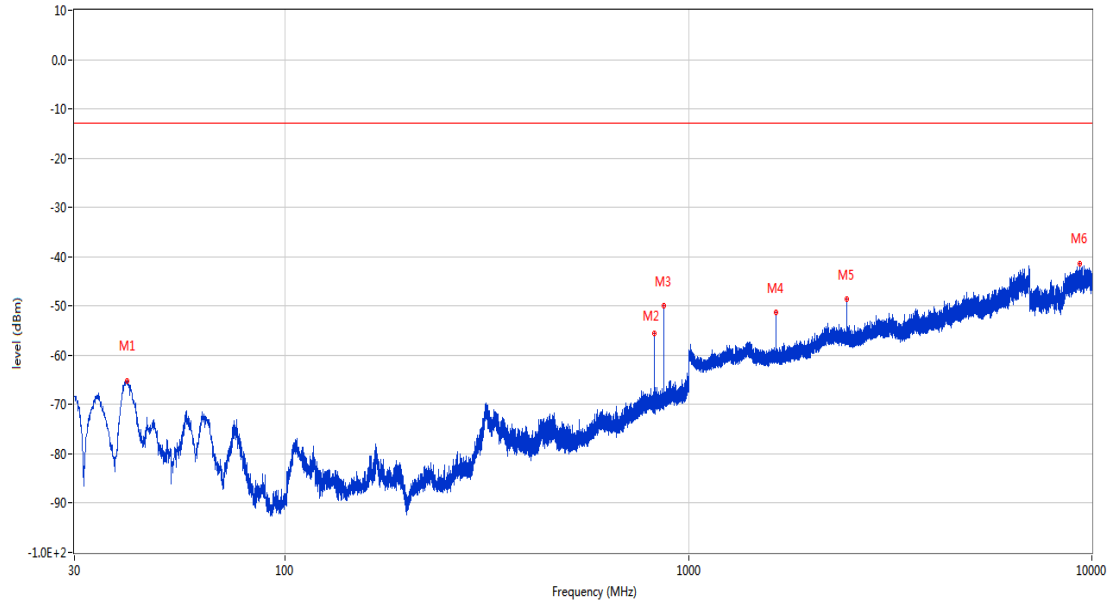
OPPO_RSE (RF) _FCC PART22&24&27_GSM 850 & CDMA BC0 & WCDMA Band5 & LTE Band 5 & 26_814-849_30MHz-10GHz



| Frequency (MHz) | Result (dBm) | Factor (dB) | PK Limit (dBm) | Over Limit (dB) | Table (o) | ANT | EUT | Verdict |
|-----------------|--------------|-------------|----------------|-----------------|-----------|----------|----------|---------|
| 40.476 | -65.69 | -18.24 | -13.0 | -52.69 | 98.00 | Vertical | Vertical | Pass |
| 824.139 | -52.90 | 2.22 | -13.0 | -39.90 | 111.00 | Vertical | Vertical | N/A |
| 869.244 | -50.74 | 2.38 | -13.0 | -37.74 | 27.00 | Vertical | Vertical | N/A |
| 1648.900 | -48.35 | -5.86 | -13.0 | -35.35 | 74.00 | Vertical | Vertical | Pass |
| 2472.700 | -49.92 | -1.29 | -13.0 | -36.92 | 185.00 | Vertical | Vertical | Pass |
| 9853.901 | -41.26 | 16.72 | -13.0 | -28.26 | 143.00 | Vertical | Vertical | Pass |

RSE-V&H GSM 850 CH128

OPPO_RSE (RF) _ FCC PART22&24&27_GSM 850 & CDMA BC0 & WCDMA Band5 & LTE Band 5 & 26_814-849_30MHz-10GHz

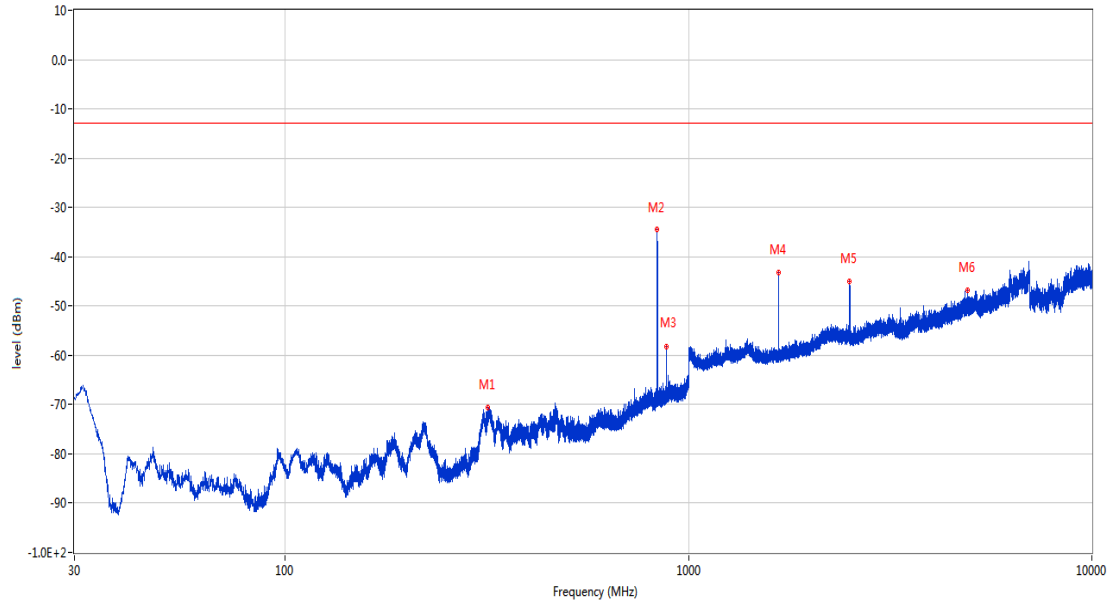


| Frequency (MHz) | Result (dBm) | Factor (dB) | PK Limit (dBm) | Over Limit (dB) | Table (o) | ANT | EUT | Verdict |
|-----------------|--------------|-------------|----------------|-----------------|-----------|----------|------------|---------|
| 40.428 | -65.12 | -18.27 | -13.0 | -52.12 | 78.00 | Vertical | Horizontal | Pass |
| 824.236 | -55.48 | 2.22 | -13.0 | -42.48 | 0.00 | Vertical | Horizontal | N/A |
| 869.147 | -49.93 | 2.38 | -13.0 | -36.93 | 0.00 | Vertical | Horizontal | N/A |
| 1648.700 | -51.39 | -5.85 | -13.0 | -38.39 | 29.00 | Vertical | Horizontal | Pass |
| 2473.000 | -48.60 | -1.27 | -13.0 | -35.60 | 82.00 | Vertical | Horizontal | Pass |
| 9313.000 | -41.50 | 15.63 | -13.0 | -28.50 | 33.00 | Vertical | Horizontal | Pass |

1.2 GSM 850 Middle Channel

RSE-H&H GSM 850 CH190

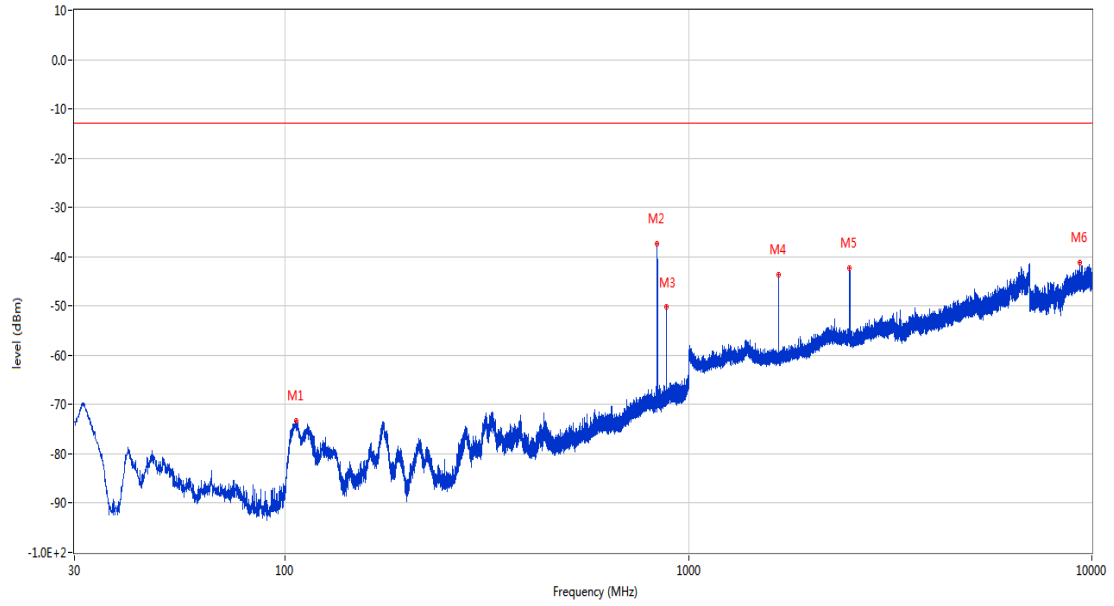
OPPO_RSE (RF) _FCC PART22&24&27_GSM 850 & CDMA BC0 & WCDMA Band5 & LTE Band 5 & 26_814-849_30MHz-10GHz



| Frequency (MHz) | Result (dBm) | Factor (dB) | PK Limit (dBm) | Over Limit (dB) | Table (o) | ANT | EUT | Verdict |
|-----------------|--------------|-------------|----------------|-----------------|-----------|------------|------------|---------|
| 317.362 | -70.63 | -11.83 | -13.0 | -57.63 | 268.00 | Horizontal | Horizontal | Pass |
| 836.555 | -34.42 | 2.59 | -13.0 | -21.42 | 64.00 | Horizontal | Horizontal | N/A |
| 881.660 | -58.22 | 2.81 | -13.0 | -45.22 | 278.00 | Horizontal | Horizontal | N/A |
| 1673.600 | -43.13 | -5.83 | -13.0 | -30.13 | 32.00 | Horizontal | Horizontal | Pass |
| 2510.300 | -44.88 | -1.00 | -13.0 | -31.88 | 174.00 | Horizontal | Horizontal | Pass |
| 4913.000 | -46.79 | 7.98 | -13.0 | -33.79 | 273.00 | Horizontal | Horizontal | Pass |

RSE-H&V GSM 850 CH190

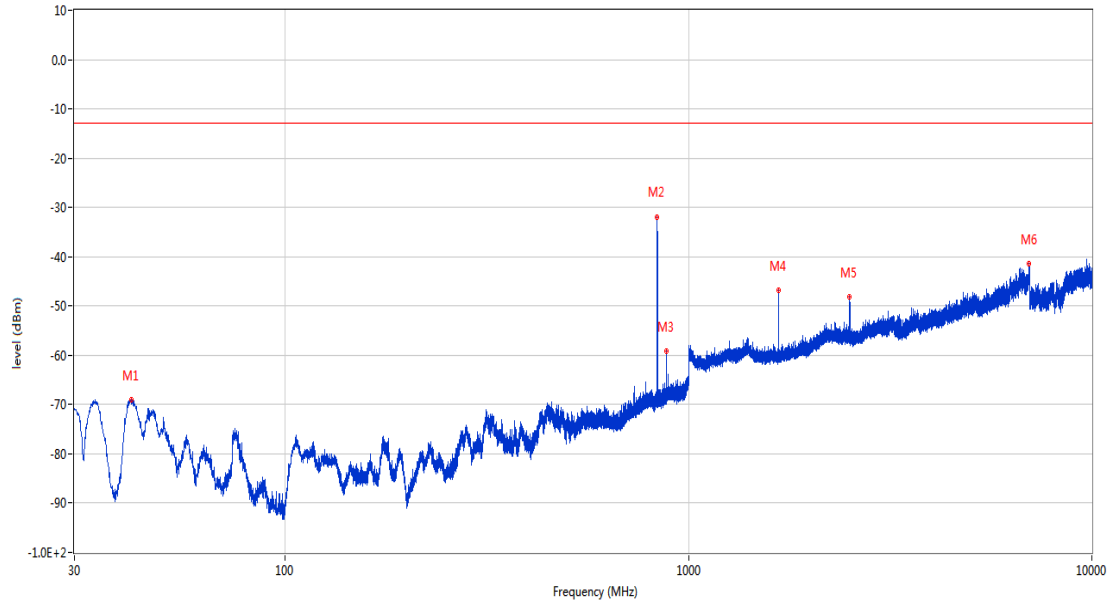
OPPO_RSE (RF) _ FCC PART22&24&27_GSM 850 & CDMA BC0 & WCDMA Band5 & LTE Band 5 & 26_814-849_30MHz-10GHz



| Frequency (MHz) | Result (dBm) | Factor (dB) | PK Limit (dBm) | Over Limit (dB) | Table (o) | ANT | EUT | Verdict |
|-----------------|--------------|-------------|----------------|-----------------|-----------|------------|----------|---------|
| 106.630 | -73.20 | -21.53 | -13.0 | -60.20 | 25.00 | Horizontal | Vertical | Pass |
| 836.555 | -37.28 | 2.59 | -13.0 | -24.28 | 360.00 | Horizontal | Vertical | N/A |
| 881.660 | -50.17 | 2.81 | -13.0 | -37.17 | 76.00 | Horizontal | Vertical | N/A |
| 1673.700 | -43.57 | -5.82 | -13.0 | -30.57 | 170.00 | Horizontal | Vertical | Pass |
| 2510.100 | -42.20 | -0.98 | -13.0 | -29.20 | 330.00 | Horizontal | Vertical | Pass |
| 9351.099 | -41.19 | 15.07 | -13.0 | -28.19 | 291.00 | Horizontal | Vertical | Pass |

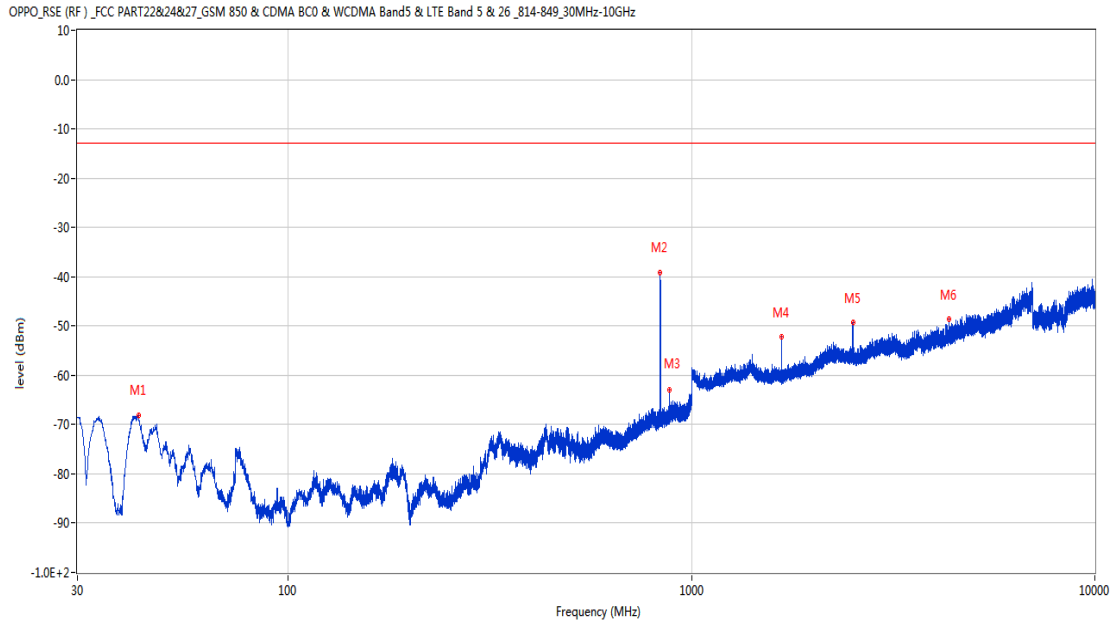
RSE-V&V GSM 850 CH190

OPPO_RSE (RF) _ FCC PART22&24&27_GSM 850 & CDMA BC0 & WCDMA Band5 & LTE Band 5 & 26_814-849_30MHz-10GHz



| Frequency (MHz) | Result (dBm) | Factor (dB) | PK Limit (dBm) | Over Limit (dB) | Table (o) | ANT | EUT | Verdict |
|-----------------|--------------|-------------|----------------|-----------------|-----------|----------|----------|---------|
| 41.592 | -69.07 | -17.54 | -13.0 | -56.07 | 74.00 | Vertical | Vertical | Pass |
| 836.555 | -32.07 | 2.59 | -13.0 | -19.07 | 39.00 | Vertical | Vertical | N/A |
| 881.660 | -59.04 | 2.81 | -13.0 | -46.04 | 15.00 | Vertical | Vertical | N/A |
| 1673.600 | -46.83 | -5.83 | -13.0 | -33.83 | 14.00 | Vertical | Vertical | Pass |
| 2510.300 | -48.10 | -1.00 | -13.0 | -35.10 | 296.00 | Vertical | Vertical | Pass |
| 6995.800 | -41.42 | 13.55 | -13.0 | -28.42 | 338.00 | Vertical | Vertical | Pass |

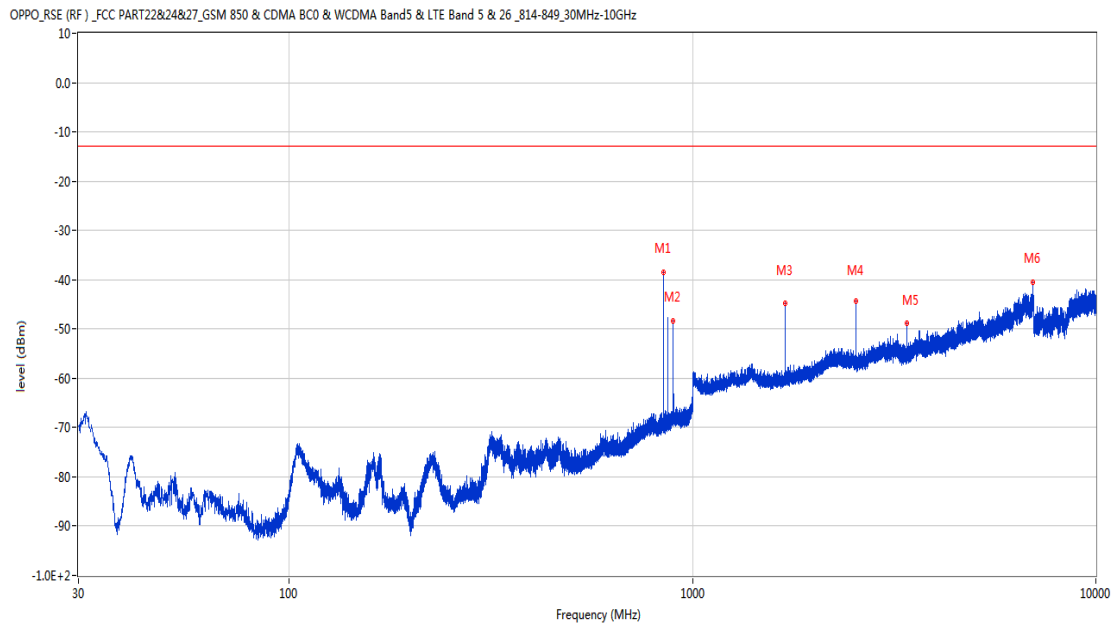
RSE-V&H GSM 850 CH190



| Frequency (MHz) | Result (dBm) | Factor (dB) | PK Limit (dBm) | Over Limit (dB) | Table (o) | ANT | EUT | Verdict |
|-----------------|--------------|-------------|----------------|-----------------|-----------|----------|------------|---------|
| 42.465 | -68.04 | -16.88 | -13.0 | -55.04 | 91.00 | Vertical | Horizontal | Pass |
| 836.604 | -39.07 | 2.59 | -13.0 | -26.07 | 0.00 | Vertical | Horizontal | N/A |
| 881.660 | -62.91 | 2.81 | -13.0 | -49.91 | 243.00 | Vertical | Horizontal | N/A |
| 1673.800 | -52.22 | -5.82 | -13.0 | -39.22 | 315.00 | Vertical | Horizontal | Pass |
| 2510.600 | -49.35 | -1.04 | -13.0 | -36.35 | 63.00 | Vertical | Horizontal | Pass |
| 4340.200 | -48.66 | 6.18 | -13.0 | -35.66 | 105.00 | Vertical | Horizontal | Pass |

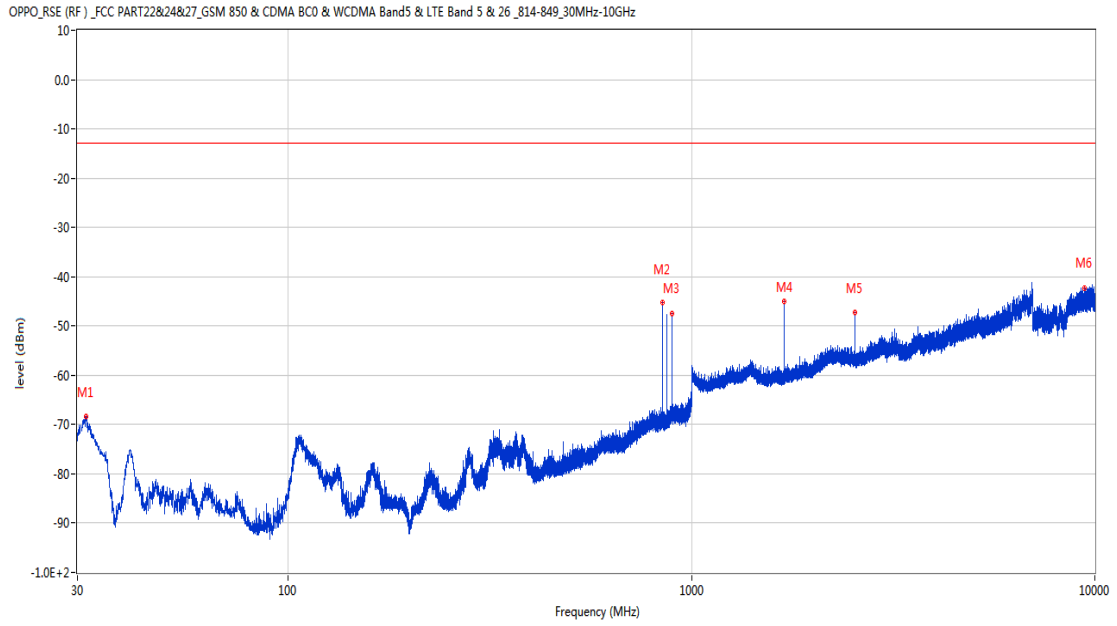
1.3 GSM 850 High Channel

RSE-H&H GSM 850 CH251



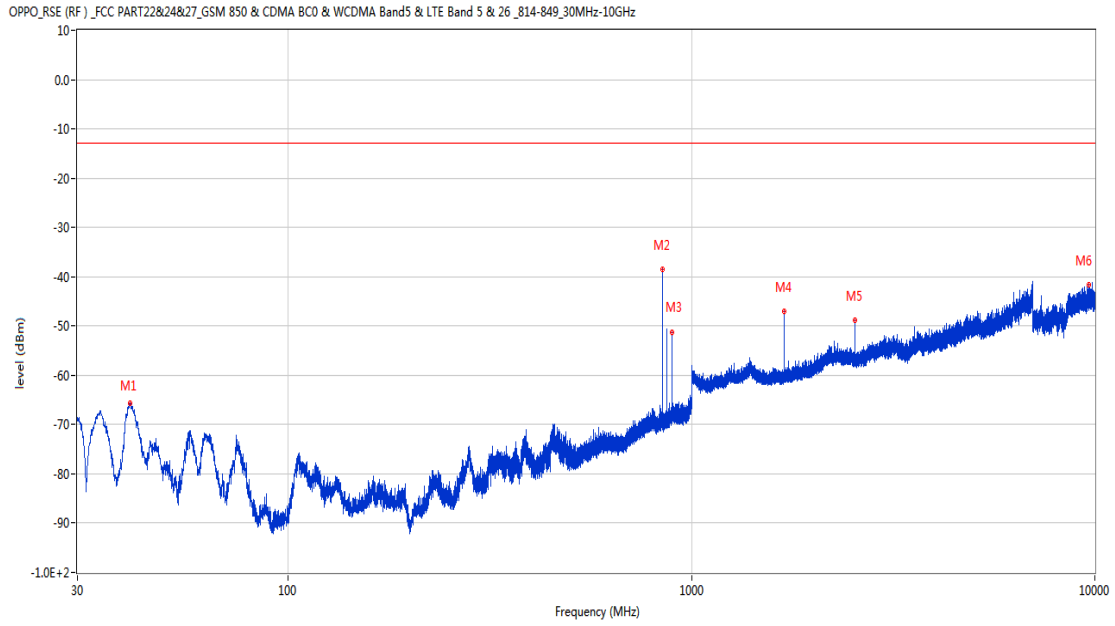
| Frequency (MHz) | Result (dBm) | Factor (dB) | PK Limit (dBm) | Over Limit (dB) | Table (o) | ANT | EUT | Verdict |
|-----------------|--------------|-------------|----------------|-----------------|-----------|------------|------------|---------|
| 848.825 | -38.54 | 2.47 | -13.0 | -25.54 | 330.00 | Horizontal | Horizontal | N/A |
| 893.882 | -48.42 | 3.53 | -13.0 | -35.42 | 271.00 | Horizontal | Horizontal | N/A |
| 1698.100 | -44.85 | -5.63 | -13.0 | -31.85 | 307.00 | Horizontal | Horizontal | Pass |
| 2546.700 | -44.25 | -1.29 | -13.0 | -31.25 | 8.00 | Horizontal | Horizontal | Pass |
| 3396.000 | -48.81 | 2.73 | -13.0 | -35.81 | 139.00 | Horizontal | Horizontal | Pass |
| 6984.800 | -40.52 | 13.72 | -13.0 | -27.52 | 208.00 | Horizontal | Horizontal | Pass |

RSE-H&V GSM 850 CH251



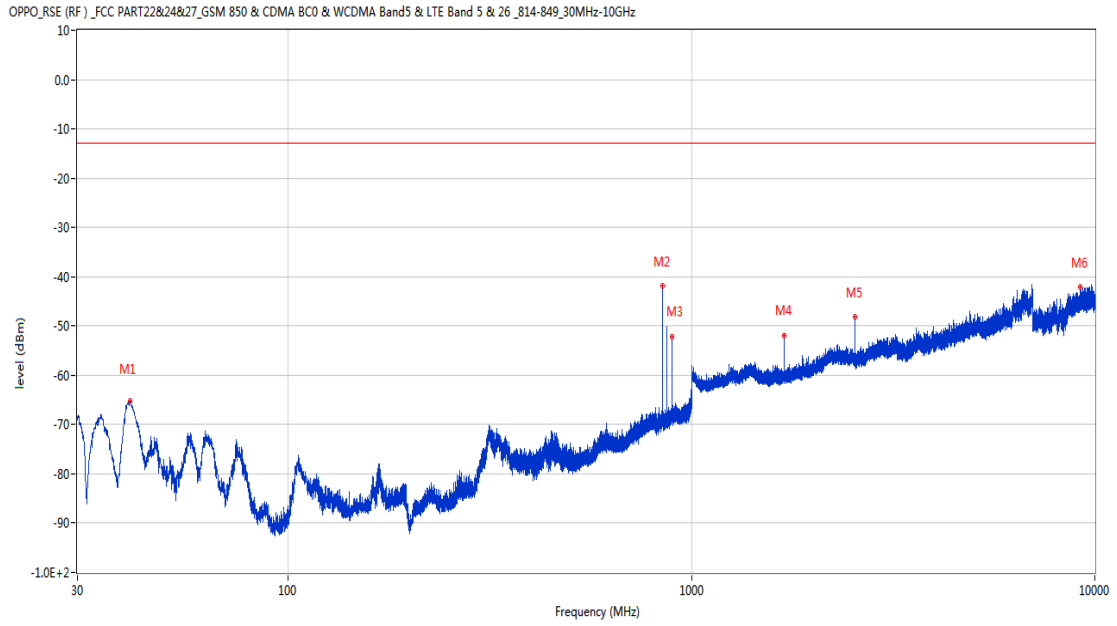
| Frequency (MHz) | Result (dBm) | Factor (dB) | PK Limit (dBm) | Over Limit (dB) | Table (o) | ANT | EUT | Verdict |
|-----------------|--------------|-------------|----------------|-----------------|-----------|------------|----------|---------|
| 31.503 | -68.31 | -18.11 | -13.0 | -55.31 | 219.00 | Horizontal | Vertical | Pass |
| 848.825 | -45.25 | 2.47 | -13.0 | -32.25 | 205.00 | Horizontal | Vertical | N/A |
| 893.785 | -47.49 | 3.53 | -13.0 | -34.49 | 274.00 | Horizontal | Vertical | N/A |
| 1698.000 | -45.07 | -5.63 | -13.0 | -32.07 | 168.00 | Horizontal | Vertical | Pass |
| 2546.800 | -47.15 | -1.29 | -13.0 | -34.15 | 328.00 | Horizontal | Vertical | Pass |
| 9407.651 | -42.28 | 15.88 | -13.0 | -29.28 | 122.00 | Horizontal | Vertical | Pass |

RSE-V&V GSM 850 CH251



| Frequency (MHz) | Result (dBm) | Factor (dB) | PK Limit (dBm) | Over Limit (dB) | Table (o) | ANT | EUT | Verdict |
|-----------------|--------------|-------------|----------------|-----------------|-----------|----------|----------|---------|
| 40.428 | -65.62 | -18.27 | -13.0 | -52.62 | 67.00 | Vertical | Vertical | Pass |
| 848.777 | -38.53 | 2.47 | -13.0 | -25.53 | 164.00 | Vertical | Vertical | N/A |
| 893.737 | -51.22 | 3.53 | -13.0 | -38.22 | 302.00 | Vertical | Vertical | N/A |
| 1697.900 | -47.04 | -5.63 | -13.0 | -34.04 | 4.00 | Vertical | Vertical | Pass |
| 2546.800 | -48.83 | -1.29 | -13.0 | -35.83 | 66.00 | Vertical | Vertical | Pass |
| 9659.950 | -41.56 | 16.59 | -13.0 | -28.56 | 343.00 | Vertical | Vertical | Pass |

RSE-V&H GSM 850 CH251

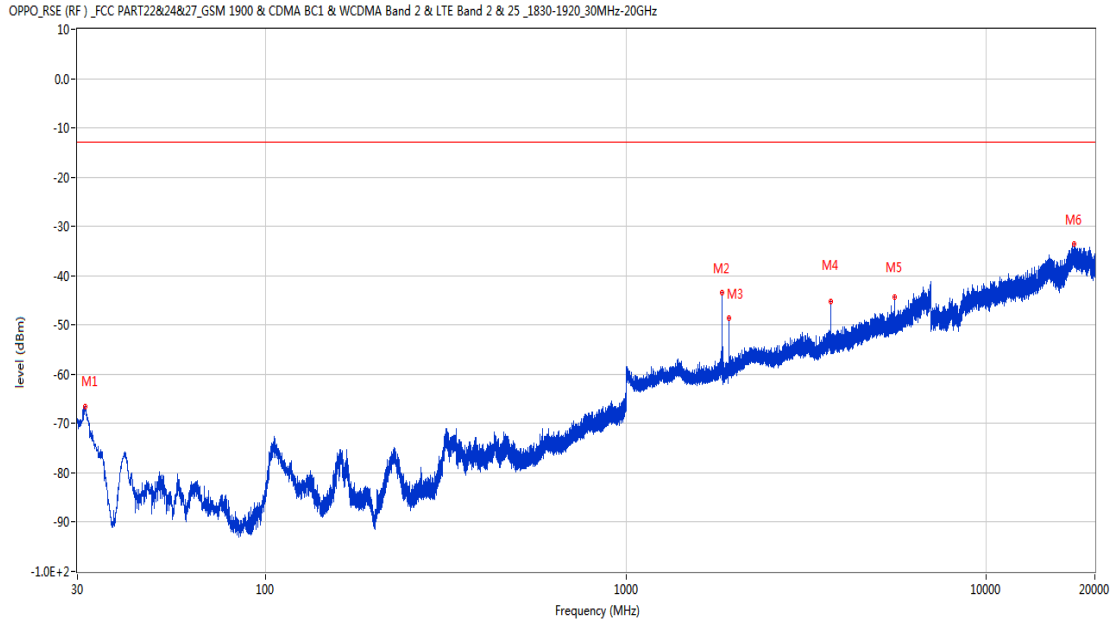


| Frequency (MHz) | Result (dBm) | Factor (dB) | PK Limit (dBm) | Over Limit (dB) | Table (o) | ANT | EUT | Verdict |
|-----------------|--------------|-------------|----------------|-----------------|-----------|----------|------------|---------|
| 40.525 | -65.18 | -18.20 | -13.0 | -52.18 | 75.00 | Vertical | Horizontal | Pass |
| 848.825 | -41.84 | 2.47 | -13.0 | -28.84 | 102.00 | Vertical | Horizontal | N/A |
| 893.882 | -52.19 | 3.53 | -13.0 | -39.19 | 278.00 | Vertical | Horizontal | N/A |
| 1698.000 | -51.88 | -5.63 | -13.0 | -38.88 | 76.00 | Vertical | Horizontal | Pass |
| 2547.100 | -48.24 | -1.29 | -13.0 | -35.24 | 76.00 | Vertical | Horizontal | Pass |
| 9196.900 | -42.19 | 15.29 | -13.0 | -29.19 | 277.00 | Vertical | Horizontal | Pass |

2 GSM 1900

2.1 GSM 1900 Low Channel

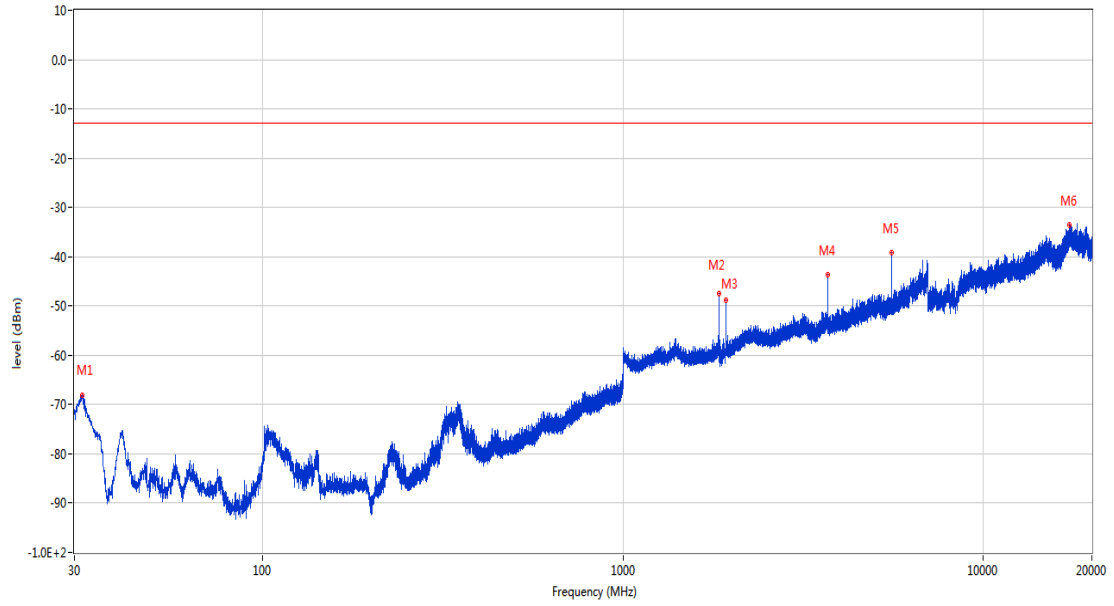
RSE-H&H GSM 1900 CH512



| Frequency (MHz) | Result (dBm) | Factor (dB) | PK Limit (dBm) | Over Limit (dB) | Table (o) | ANT | EUT | Verdict |
|-----------------|--------------|-------------|----------------|-----------------|-----------|------------|------------|---------|
| 31.455 | -66.63 | -18.20 | -13.0 | -53.63 | 169.00 | Horizontal | Horizontal | Pass |
| 1850.600 | -43.40 | -4.40 | -13.0 | -30.40 | 320.00 | Horizontal | Horizontal | N/A |
| 1930.500 | -48.59 | -3.80 | -13.0 | -35.59 | 221.00 | Horizontal | Horizontal | N/A |
| 3700.800 | -45.12 | 4.96 | -13.0 | -32.12 | 302.00 | Horizontal | Horizontal | Pass |
| 5551.000 | -44.38 | 7.49 | -13.0 | -31.38 | 128.00 | Horizontal | Horizontal | Pass |
| 17486.787 | -33.60 | 21.49 | -13.0 | -20.60 | 243.00 | Horizontal | Horizontal | Pass |

RSE-H&V GSM 1900 CH512

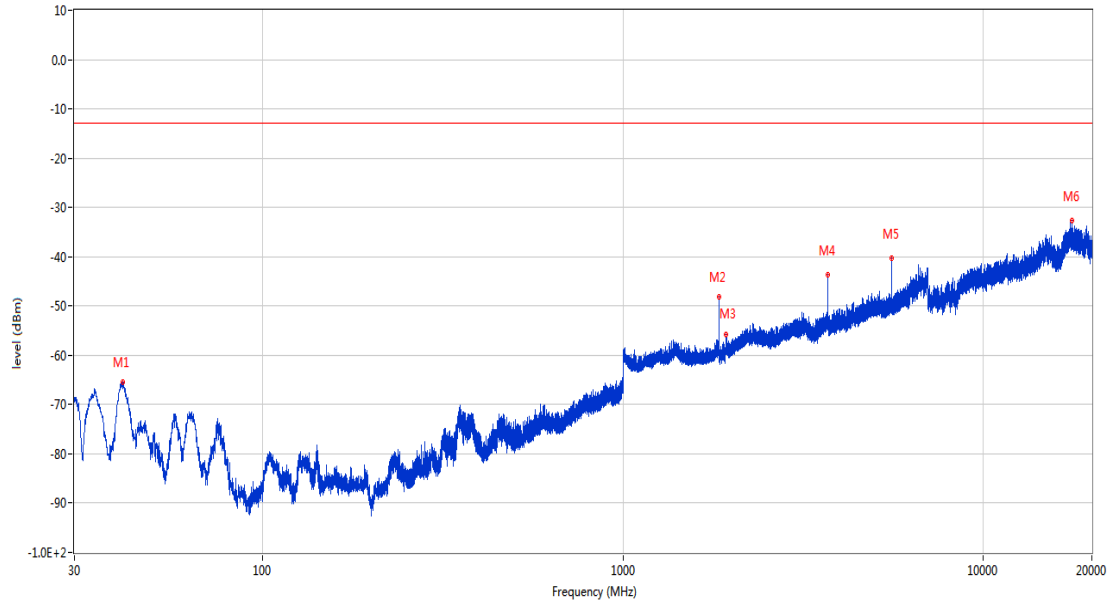
OPPO_RSE (RF) _FCC PART2&24&27_GSM 1900 & CDMA BC1 & WCDMA Band 2 & LTE Band 2 & 25_1830-1920_30MHz-20GHz



| Frequency (MHz) | Result (dBm) | Factor (dB) | PK Limit (dBm) | Over Limit (dB) | Table (o) | ANT | EUT | Verdict |
|-----------------|--------------|-------------|----------------|-----------------|-----------|------------|----------|---------|
| 31.455 | -68.11 | -18.20 | -13.0 | -55.11 | 178.00 | Horizontal | Vertical | Pass |
| 1850.600 | -47.57 | -4.40 | -13.0 | -34.57 | 360.00 | Horizontal | Vertical | N/A |
| 1930.600 | -48.84 | -3.80 | -13.0 | -35.84 | 226.00 | Horizontal | Vertical | N/A |
| 3701.000 | -43.76 | 4.95 | -13.0 | -30.76 | 191.00 | Horizontal | Vertical | Pass |
| 5551.000 | -39.21 | 7.49 | -13.0 | -26.21 | 37.00 | Horizontal | Vertical | Pass |
| 17333.449 | -33.58 | 21.08 | -13.0 | -20.58 | 90.00 | Horizontal | Vertical | Pass |

RSE-V&V GSM 1900 CH512

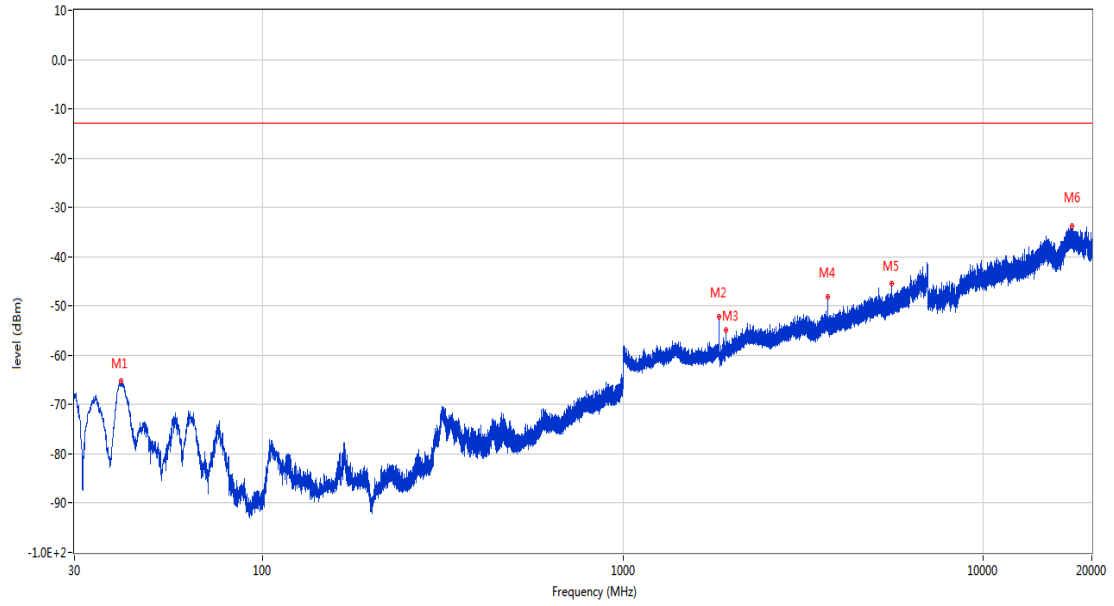
OPPO_RSE (RF) _ FCC PART22&24&27_GSM 1900 & CDMA BC1 & WCDMA Band 2 & LTE Band 2 & 25_1830-1920_30MHz-20GHz



| Frequency (MHz) | Result (dBm) | Factor (dB) | PK Limit (dBm) | Over Limit (dB) | Table (o) | ANT | EUT | Verdict |
|-----------------|--------------|-------------|----------------|-----------------|-----------|----------|----------|---------|
| 40.864 | -65.53 | -17.96 | -13.0 | -52.53 | 76.00 | Vertical | Vertical | Pass |
| 1850.700 | -48.15 | -4.40 | -13.0 | -35.15 | 228.00 | Vertical | Vertical | N/A |
| 1931.100 | -55.82 | -3.80 | -13.0 | -42.82 | 152.00 | Vertical | Vertical | N/A |
| 3701.000 | -43.64 | 4.95 | -13.0 | -30.64 | 212.00 | Vertical | Vertical | Pass |
| 5551.000 | -40.35 | 7.49 | -13.0 | -27.35 | 181.00 | Vertical | Vertical | Pass |
| 17605.325 | -32.72 | 21.92 | -13.0 | -19.72 | 231.00 | Vertical | Vertical | Pass |

RSE-V&H GSM 1900 CH512

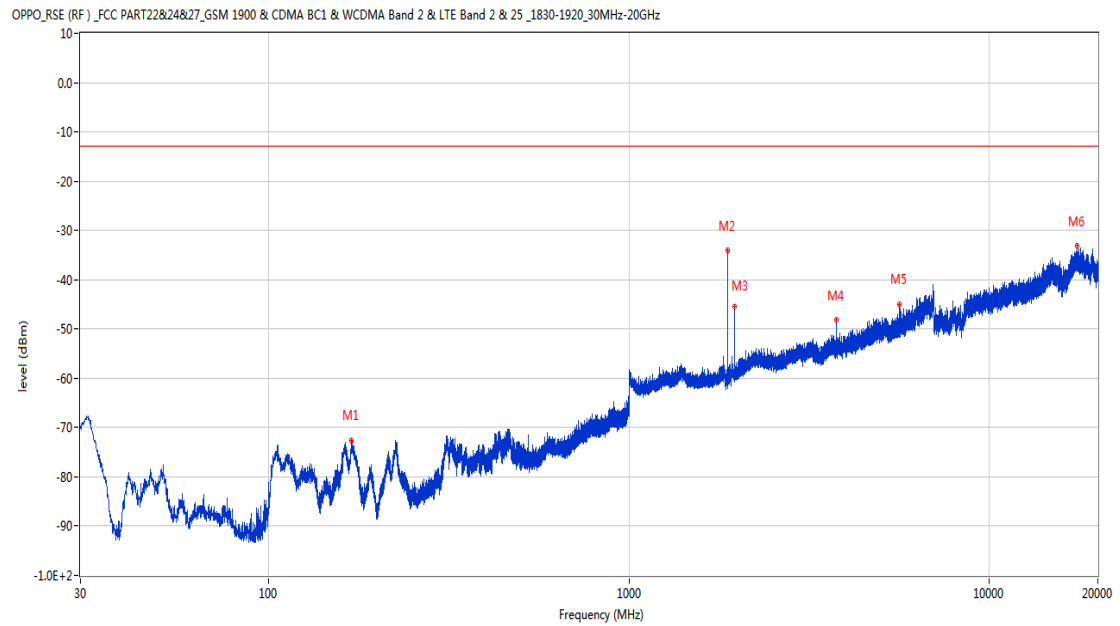
OPPO_RSE (RF) _ FCC PART22&24&27_GSM 1900 & CDMA BC1 & WCDMA Band 2 & LTE Band 2 & 25_1830-1920_30MHz-20GHz



| Frequency (MHz) | Result (dBm) | Factor (dB) | PK Limit (dBm) | Over Limit (dB) | Table (o) | ANT | EUT | Verdict |
|-----------------|--------------|-------------|----------------|-----------------|-----------|----------|------------|---------|
| 40.428 | -65.27 | -18.30 | -13.0 | -52.27 | 53.00 | Vertical | Horizontal | Pass |
| 1850.700 | -52.26 | -4.40 | -13.0 | -39.26 | 12.00 | Vertical | Horizontal | N/A |
| 1930.700 | -54.77 | -3.80 | -13.0 | -41.77 | 211.00 | Vertical | Horizontal | N/A |
| 3700.400 | -48.20 | 4.98 | -13.0 | -35.20 | 48.00 | Vertical | Horizontal | Pass |
| 5550.800 | -45.41 | 7.48 | -13.0 | -32.41 | 133.00 | Vertical | Horizontal | Pass |
| 17597.712 | -33.83 | 22.00 | -13.0 | -20.83 | 138.00 | Vertical | Horizontal | Pass |

2.2 GSM 1900 Middle Channel

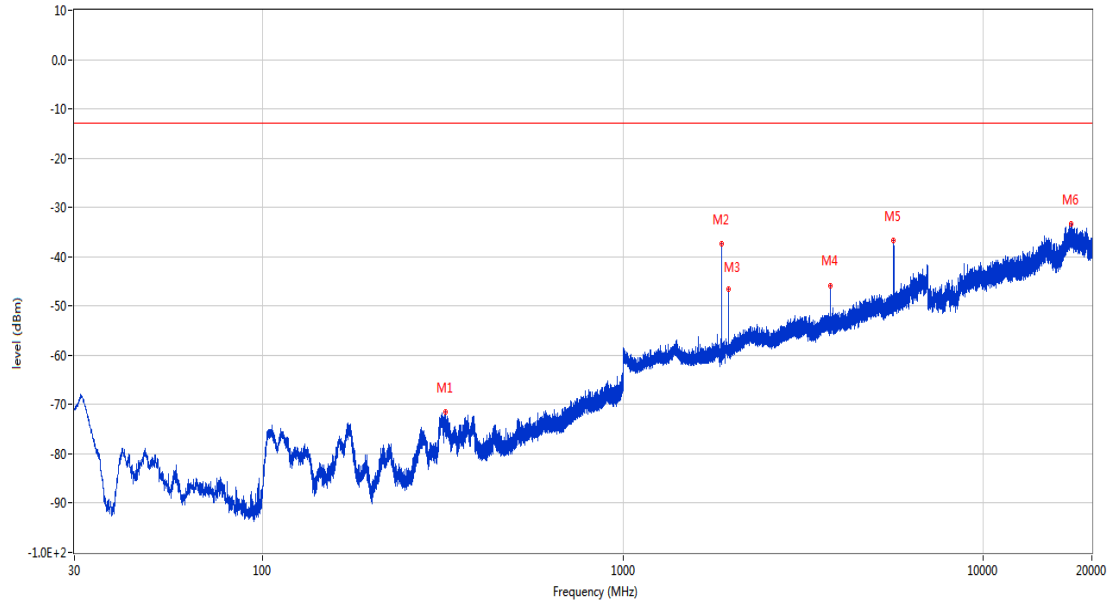
RSE-H&H GSM 1900 CH661



| Frequency (MHz) | Result (dBm) | Factor (dB) | PK Limit (dBm) | Over Limit (dB) | Table (o) | ANT | EUT | Verdict |
|-----------------|--------------|-------------|----------------|-----------------|-----------|------------|------------|---------|
| 169.777 | -72.51 | -15.33 | -13.0 | -59.51 | 297.00 | Horizontal | Horizontal | Pass |
| 1880.300 | -33.98 | -4.03 | -13.0 | -20.98 | 333.00 | Horizontal | Horizontal | N/A |
| 1960.300 | -45.52 | -4.69 | -13.0 | -32.52 | 209.00 | Horizontal | Horizontal | N/A |
| 3760.200 | -48.25 | 3.70 | -13.0 | -35.25 | 354.00 | Horizontal | Horizontal | Pass |
| 5640.400 | -45.11 | 7.16 | -13.0 | -32.11 | 211.00 | Horizontal | Horizontal | Pass |
| 17562.188 | -33.00 | 22.44 | -13.0 | -20.00 | 108.00 | Horizontal | Horizontal | Pass |

RSE-H&V GSM 1900 CH661

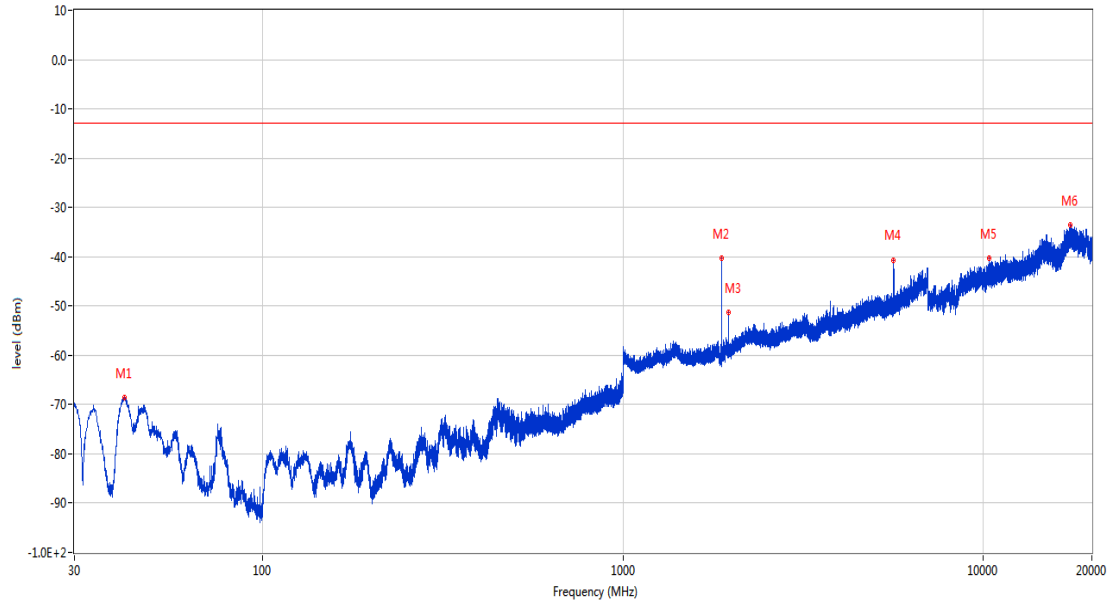
OPPO_RSE (RF) _ FCC PART22&24&27_GSM 1900 & CDMA BC1 & WCDMA Band 2 & LTE Band 2 & 25_1830-1920_30MHz-20GHz



| Frequency (MHz) | Result (dBm) | Factor (dB) | PK Limit (dBm) | Over Limit (dB) | Table (o) | ANT | EUT | Verdict |
|-----------------|--------------|-------------|----------------|-----------------|-----------|------------|----------|---------|
| 321.048 | -71.41 | -11.48 | -13.0 | -58.41 | 31.00 | Horizontal | Vertical | Pass |
| 1880.400 | -37.42 | -4.03 | -13.0 | -24.42 | 346.00 | Horizontal | Vertical | N/A |
| 1960.400 | -46.67 | -4.69 | -13.0 | -33.67 | 12.00 | Horizontal | Vertical | N/A |
| 3760.600 | -45.81 | 3.73 | -13.0 | -32.81 | 178.00 | Horizontal | Vertical | Pass |
| 5640.400 | -36.66 | 7.16 | -13.0 | -23.66 | 37.00 | Horizontal | Vertical | Pass |
| 17503.463 | -33.43 | 21.14 | -13.0 | -20.43 | 316.00 | Horizontal | Vertical | Pass |

RSE-V&V GSM 1900 CH661

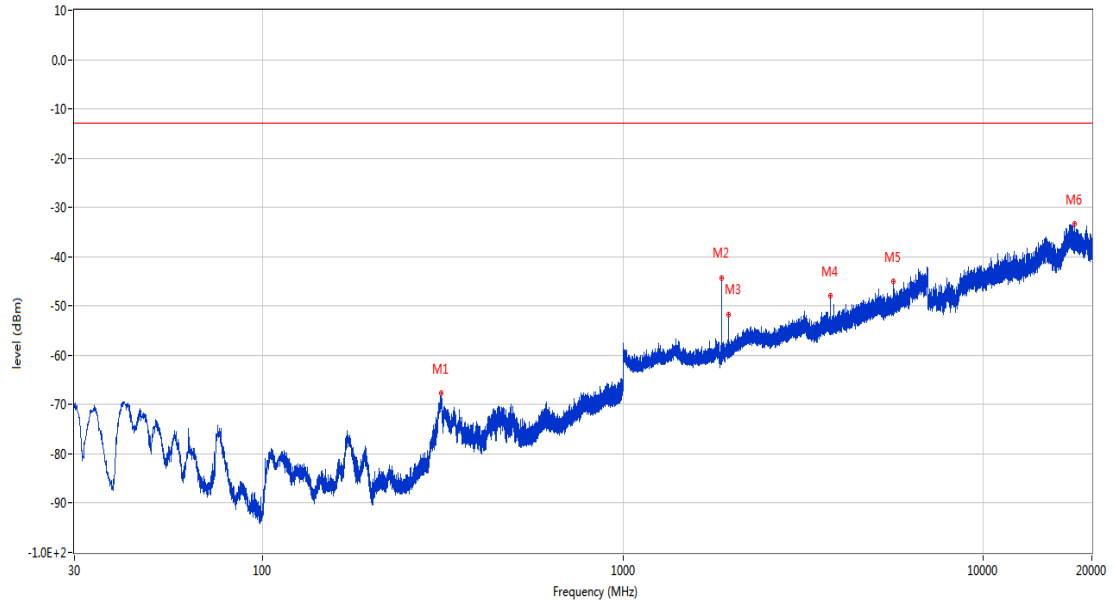
OPPO_RSE (RF) _ FCC PART22&24&27_GSM 1900 & CDMA BC1 & WCDMA Band 2 & LTE Band 2 & 25_1830-1920_30MHz-20GHz



| Frequency (MHz) | Result (dBm) | Factor (dB) | PK Limit (dBm) | Over Limit (dB) | Table (o) | ANT | EUT | Verdict |
|-----------------|--------------|-------------|----------------|-----------------|-----------|----------|----------|---------|
| 41.300 | -68.61 | -17.70 | -13.0 | -55.61 | 51.00 | Vertical | Vertical | Pass |
| 1880.300 | -40.26 | -4.03 | -13.0 | -27.26 | 291.00 | Vertical | Vertical | N/A |
| 1960.400 | -51.18 | -4.69 | -13.0 | -38.18 | 27.00 | Vertical | Vertical | N/A |
| 5640.400 | -40.66 | 7.16 | -13.0 | -27.66 | 0.00 | Vertical | Vertical | Pass |
| 10390.487 | -40.22 | 16.92 | -13.0 | -27.22 | 127.00 | Vertical | Vertical | Pass |
| 17432.052 | -33.58 | 22.35 | -13.0 | -20.58 | 79.00 | Vertical | Vertical | Pass |

RSE-V&H GSM 1900 CH661

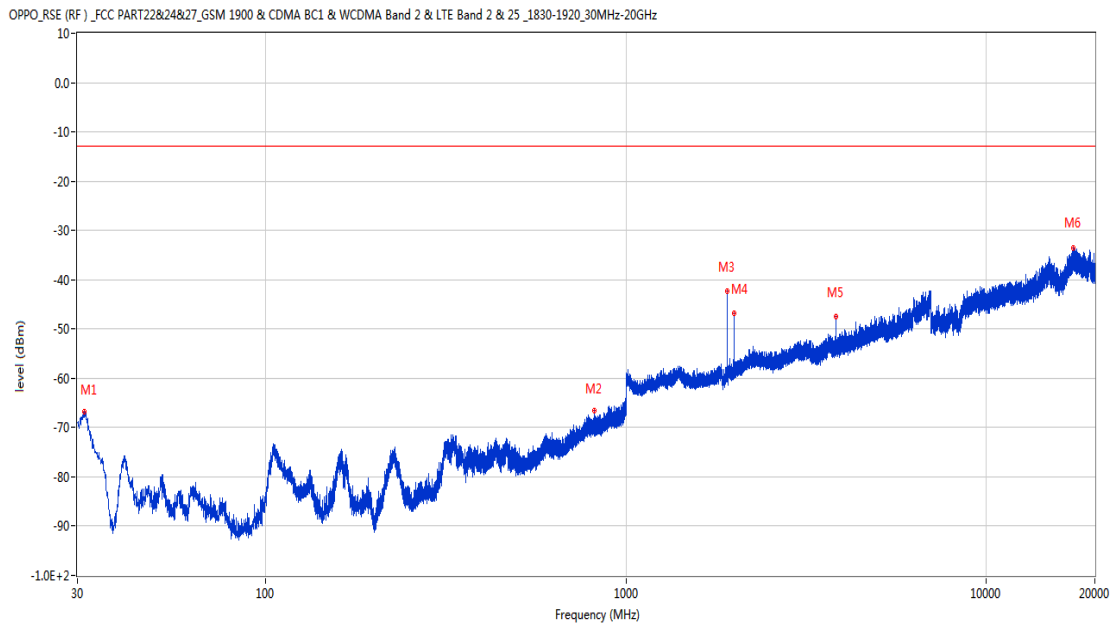
OPPO_RSE (RF) _ FCC PART22&24&27_GSM 1900 & CDMA BC1 & WCDMA Band 2 & LTE Band 2 & 25_1830-1920_30MHz-20GHz



| Frequency (MHz) | Result (dBm) | Factor (dB) | PK Limit (dBm) | Over Limit (dB) | Table (o) | ANT | EUT | Verdict |
|-----------------|--------------|-------------|----------------|-----------------|-----------|----------|------------|---------|
| 312.707 | -67.77 | -11.97 | -13.0 | -54.77 | 0.00 | Vertical | Horizontal | Pass |
| 1880.500 | -44.27 | -4.03 | -13.0 | -31.27 | 154.00 | Vertical | Horizontal | N/A |
| 1960.300 | -51.75 | -4.69 | -13.0 | -38.75 | 132.00 | Vertical | Horizontal | N/A |
| 3760.600 | -47.92 | 3.73 | -13.0 | -34.92 | 54.00 | Vertical | Horizontal | Pass |
| 5640.200 | -45.07 | 7.15 | -13.0 | -32.07 | 340.00 | Vertical | Horizontal | Pass |
| 17870.313 | -33.42 | 22.36 | -13.0 | -20.42 | 37.00 | Vertical | Horizontal | Pass |

2.3 GSM 1900 High Channel

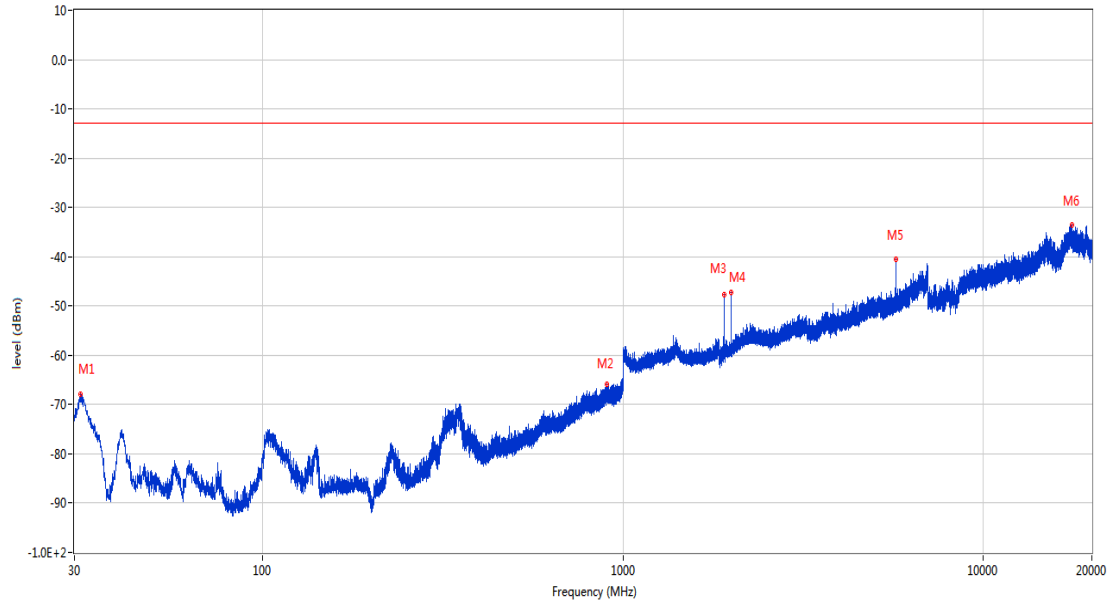
RSE-H&H GSM 1900 CH810



| Frequency (MHz) | Result (dBm) | Factor (dB) | PK Limit (dBm) | Over Limit (dB) | Table (o) | ANT | EUT | Verdict |
|-----------------|--------------|-------------|----------------|-----------------|-----------|------------|------------|---------|
| 31.407 | -66.74 | -18.33 | -13.0 | -53.74 | 146.00 | Horizontal | Horizontal | Pass |
| 815.700 | -66.63 | 1.28 | -13.0 | -53.63 | 246.00 | Horizontal | Horizontal | Pass |
| 1910.200 | -42.31 | -3.79 | -13.0 | -29.31 | 327.00 | Horizontal | Horizontal | N/A |
| 1990.200 | -46.81 | -4.42 | -13.0 | -33.81 | 226.00 | Horizontal | Horizontal | N/A |
| 3820.000 | -47.50 | 4.98 | -13.0 | -34.50 | 304.00 | Horizontal | Horizontal | Pass |
| 17427.700 | -33.55 | 22.46 | -13.0 | -20.55 | 348.00 | Horizontal | Horizontal | Pass |

RSE-H&V GSM 1900 CH810

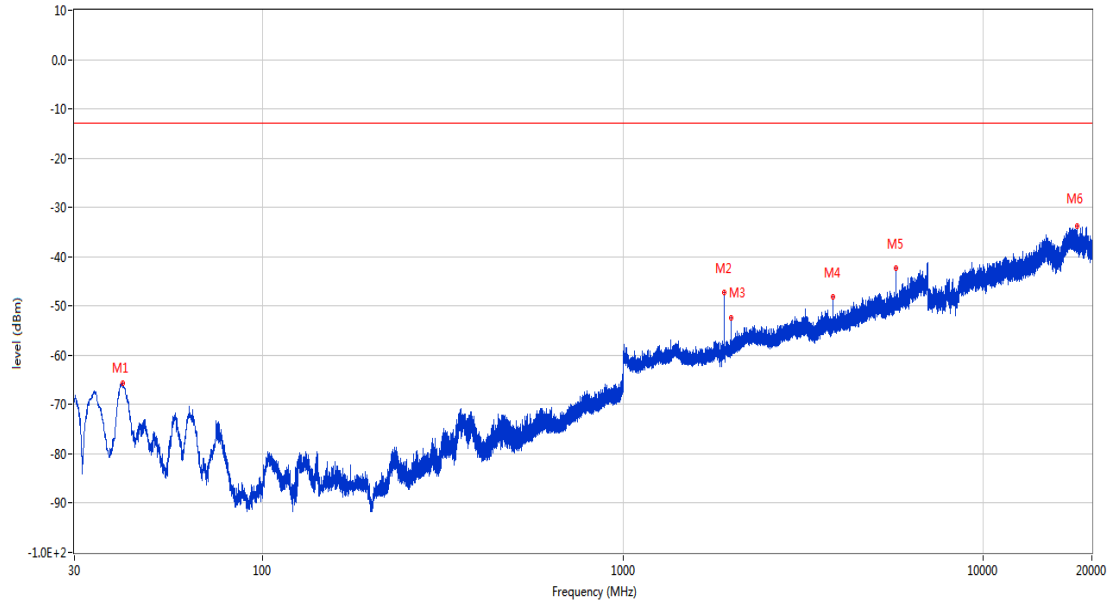
OPPO_RSE (RF) _FCC PART2&24&27_GSM 1900 & CDMA BC1 & WCDMA Band 2 & LTE Band 2 & 25_1830-1920_30MHz-20GHz



| Frequency (MHz) | Result (dBm) | Factor (dB) | PK Limit (dBm) | Over Limit (dB) | Table (o) | ANT | EUT | Verdict |
|-----------------|--------------|-------------|----------------|-----------------|-----------|------------|----------|---------|
| 31.212 | -67.94 | -18.81 | -13.0 | -54.94 | 101.00 | Horizontal | Vertical | Pass |
| 899.847 | -65.93 | 3.61 | -13.0 | -52.93 | 0.00 | Horizontal | Vertical | Pass |
| 1910.200 | -47.59 | -3.79 | -13.0 | -34.59 | 150.00 | Horizontal | Vertical | N/A |
| 1990.200 | -47.27 | -4.42 | -13.0 | -34.27 | 106.00 | Horizontal | Vertical | N/A |
| 5729.800 | -40.51 | 7.39 | -13.0 | -27.51 | 44.00 | Horizontal | Vertical | Pass |
| 17581.400 | -33.47 | 22.17 | -13.0 | -20.47 | 116.00 | Horizontal | Vertical | Pass |

RSE-V&V GSM 1900 CH810

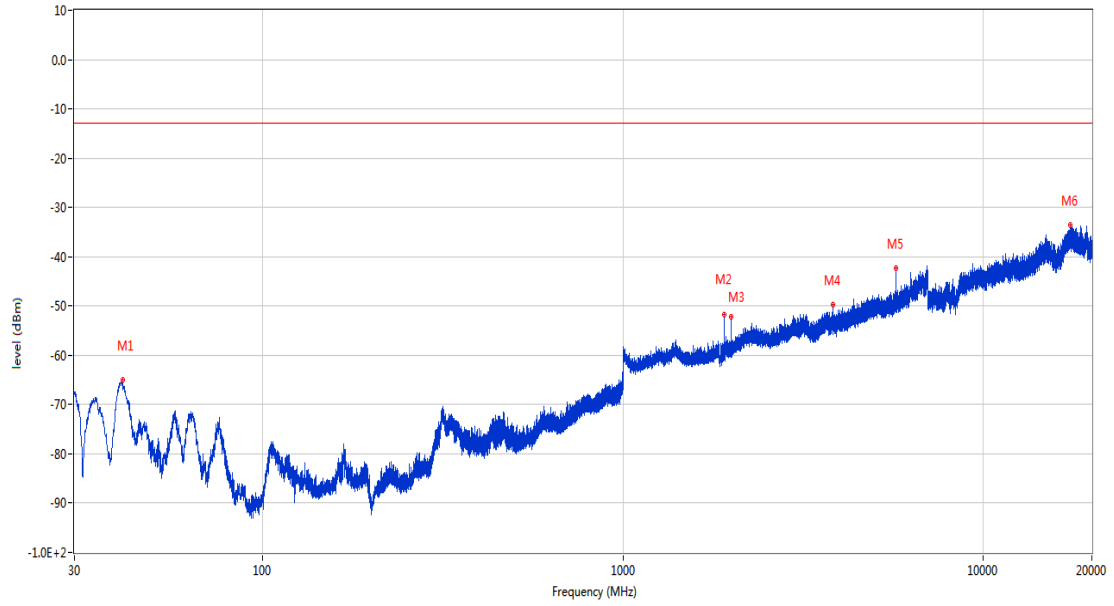
OPPO_RSE (RF) _FCC PART2&24&27_GSM 1900 & CDMA BC1 & WCDMA Band 2 & LTE Band 2 & 25_1830-1920_30MHz-20GHz



| Frequency (MHz) | Result (dBm) | Factor (dB) | PK Limit (dBm) | Over Limit (dB) | Table (o) | ANT | EUT | Verdict |
|-----------------|--------------|-------------|----------------|-----------------|-----------|----------|----------|---------|
| 40.961 | -65.77 | -17.88 | -13.0 | -52.77 | 67.00 | Vertical | Vertical | Pass |
| 1910.200 | -47.28 | -3.79 | -13.0 | -34.28 | 222.00 | Vertical | Vertical | N/A |
| 1990.100 | -52.31 | -4.42 | -13.0 | -39.31 | 253.00 | Vertical | Vertical | N/A |
| 3819.800 | -48.08 | 4.96 | -13.0 | -35.08 | 203.00 | Vertical | Vertical | Pass |
| 5729.600 | -42.41 | 7.39 | -13.0 | -29.41 | 164.00 | Vertical | Vertical | Pass |
| 18246.588 | -33.85 | 21.75 | -13.0 | -20.85 | 300.00 | Vertical | Vertical | Pass |

RSE-V&H GSM 1900 CH810

OPPO_RSE (RF) _ FCC PART22&24&27_GSM 1900 & CDMA BC1 & WCDMA Band 2 & LTE Band 2 & 25_1830-1920_30MHz-20GHz

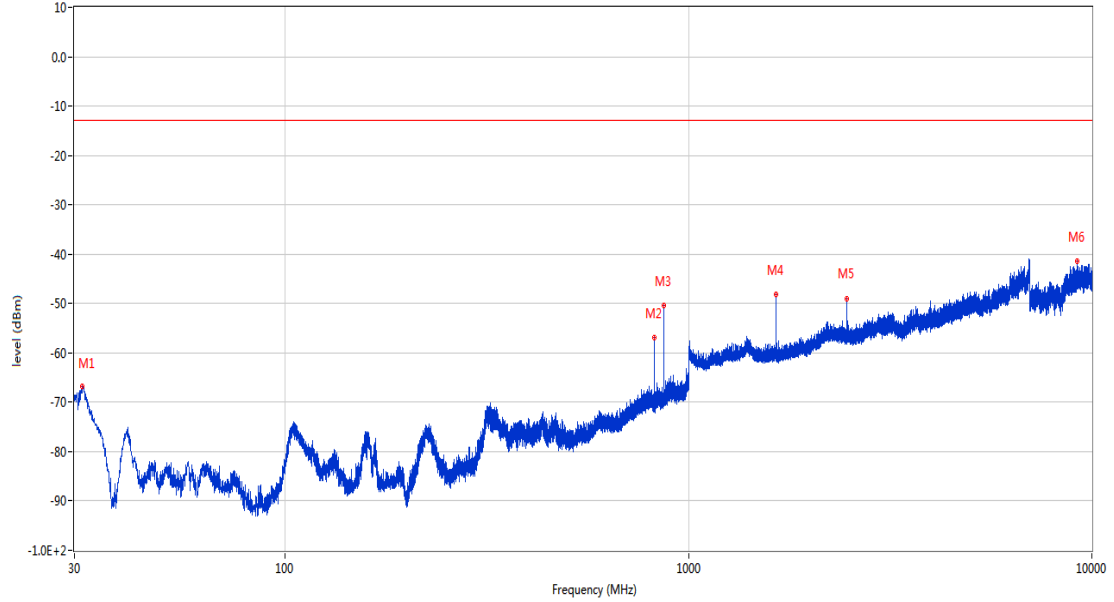


| Frequency (MHz) | Result (dBm) | Factor (dB) | PK Limit (dBm) | Over Limit (dB) | Table (o) | ANT | EUT | Verdict |
|-----------------|--------------|-------------|----------------|-----------------|-----------|----------|------------|---------|
| 40.816 | -65.01 | -18.00 | -13.0 | -52.01 | 84.00 | Vertical | Horizontal | Pass |
| 1910.300 | -51.74 | -3.79 | -13.0 | -38.74 | 348.00 | Vertical | Horizontal | N/A |
| 1990.200 | -52.22 | -4.42 | -13.0 | -39.22 | 105.00 | Vertical | Horizontal | N/A |
| 3820.200 | -49.62 | 4.99 | -13.0 | -36.62 | 185.00 | Vertical | Horizontal | Pass |
| 5730.000 | -42.34 | 7.39 | -13.0 | -29.34 | 98.00 | Vertical | Horizontal | Pass |
| 17386.375 | -33.61 | 22.38 | -13.0 | -20.61 | 177.00 | Vertical | Horizontal | Pass |

EGPRS
 3 EGPRS 850
 3.1 EGPRS 850 Low Channel

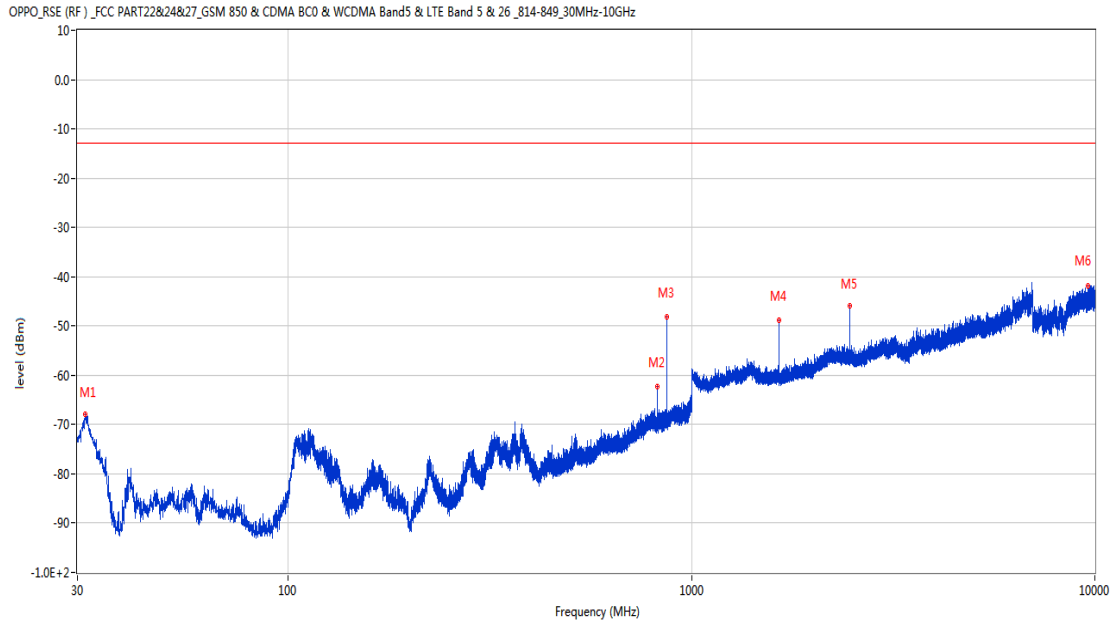
RSE-H&H EGPRS 850 CH128

OPPO_RSE (RF) _FCC PART22&24&27_GSM 850 & CDMA BC0 & WCDMA Band5 & LTE Band 5 & 26_814-849_30MHz-10GHz



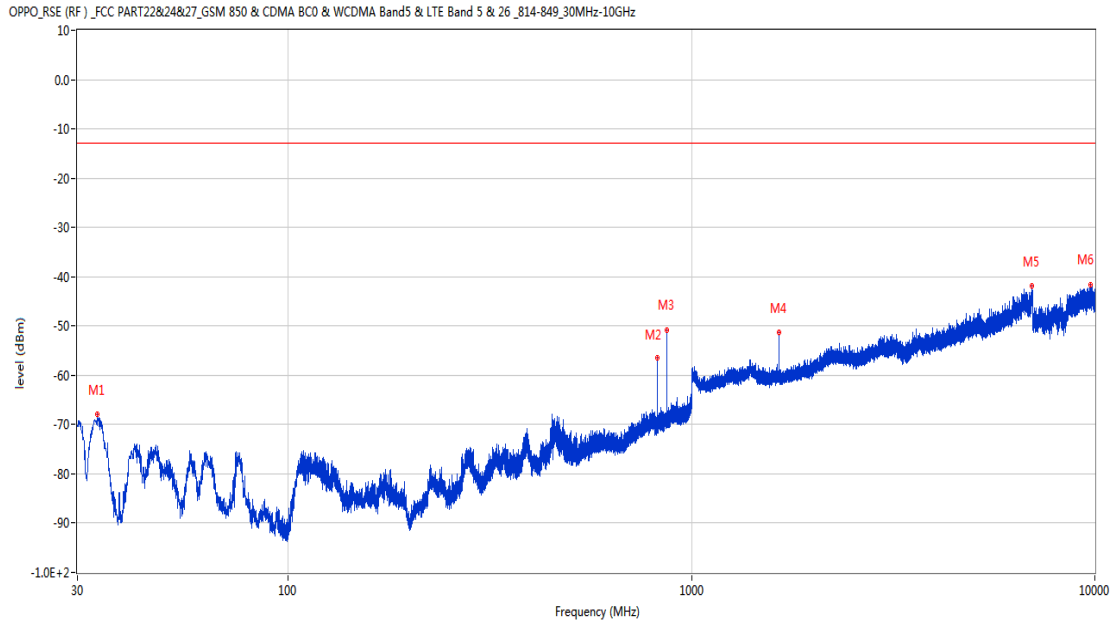
| Frequency (MHz) | Result (dBm) | Factor (dB) | PK Limit (dBm) | Over Limit (dB) | Table (o) | ANT | EUT | Verdict |
|-----------------|--------------|-------------|----------------|-----------------|-----------|------------|------------|---------|
| 31.358 | -66.72 | -18.48 | -13.0 | -53.72 | 167.00 | Horizontal | Horizontal | Pass |
| 824.188 | -57.00 | 2.22 | -13.0 | -44.00 | 283.00 | Horizontal | Horizontal | N/A |
| 869.244 | -50.31 | 2.38 | -13.0 | -37.31 | 260.00 | Horizontal | Horizontal | N/A |
| 1648.700 | -48.10 | -5.85 | -13.0 | -35.10 | 33.00 | Horizontal | Horizontal | Pass |
| 2472.800 | -49.05 | -1.28 | -13.0 | -36.05 | 347.00 | Horizontal | Horizontal | Pass |
| 9200.349 | -41.40 | 15.34 | -13.0 | -28.40 | 90.00 | Horizontal | Horizontal | Pass |

RSE-H&V EGPRS 850 CH128



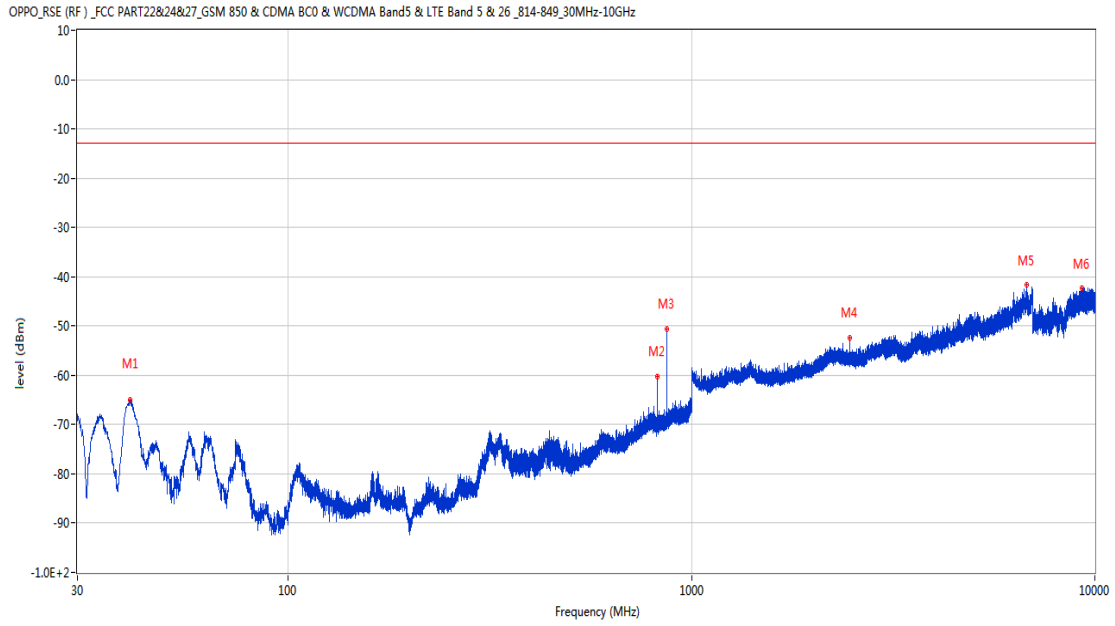
| Frequency (MHz) | Result (dBm) | Factor (dB) | PK Limit (dBm) | Over Limit (dB) | Table (o) | ANT | EUT | Verdict |
|-----------------|--------------|-------------|----------------|-----------------|-----------|------------|----------|---------|
| 31.309 | -67.89 | -18.60 | -13.0 | -54.89 | 211.00 | Horizontal | Vertical | Pass |
| 824.236 | -62.37 | 2.22 | -13.0 | -49.37 | 10.00 | Horizontal | Vertical | N/A |
| 869.292 | -48.17 | 2.38 | -13.0 | -35.17 | 101.00 | Horizontal | Vertical | N/A |
| 1648.700 | -48.91 | -5.85 | -13.0 | -35.91 | 324.00 | Horizontal | Vertical | Pass |
| 2472.800 | -45.96 | -1.28 | -13.0 | -32.96 | 337.00 | Horizontal | Vertical | Pass |
| 9607.451 | -41.78 | 16.40 | -13.0 | -28.78 | 58.00 | Horizontal | Vertical | Pass |

RSE-V&V EGPRS 850 CH128



| Frequency (MHz) | Result (dBm) | Factor (dB) | PK Limit (dBm) | Over Limit (dB) | Table (o) | ANT | EUT | Verdict |
|-----------------|--------------|-------------|----------------|-----------------|-----------|----------|----------|---------|
| 33.589 | -67.93 | -17.63 | -13.0 | -54.93 | 273.00 | Vertical | Vertical | Pass |
| 824.188 | -56.51 | 2.22 | -13.0 | -43.51 | 122.00 | Vertical | Vertical | N/A |
| 869.147 | -50.83 | 2.38 | -13.0 | -37.83 | 34.00 | Vertical | Vertical | N/A |
| 1648.600 | -51.24 | -5.85 | -13.0 | -38.24 | 72.00 | Vertical | Vertical | Pass |
| 6993.800 | -41.91 | 13.64 | -13.0 | -28.91 | 327.00 | Vertical | Vertical | Pass |
| 9752.500 | -41.63 | 16.15 | -13.0 | -28.63 | 181.00 | Vertical | Vertical | Pass |

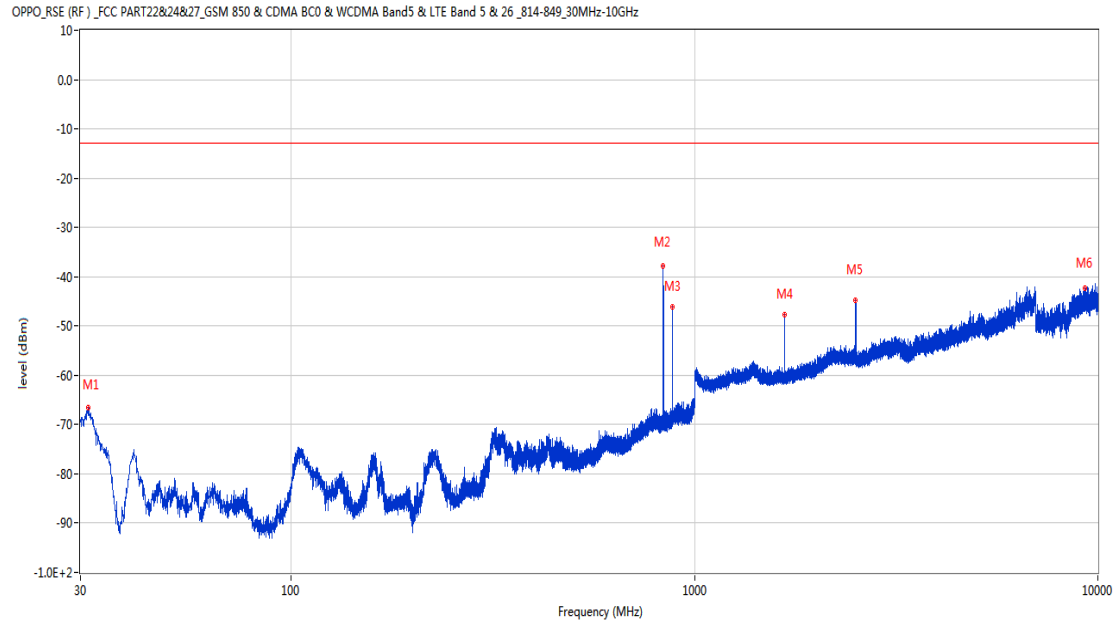
RSE-V&H EGPRS 850 CH128



| Frequency (MHz) | Result (dBm) | Factor (dB) | PK Limit (dBm) | Over Limit (dB) | Table (o) | ANT | EUT | Verdict |
|-----------------|--------------|-------------|----------------|-----------------|-----------|----------|------------|---------|
| 40.428 | -65.04 | -18.27 | -13.0 | -52.04 | 93.00 | Vertical | Horizontal | Pass |
| 824.236 | -60.18 | 2.22 | -13.0 | -47.18 | 63.00 | Vertical | Horizontal | N/A |
| 869.292 | -50.54 | 2.38 | -13.0 | -37.54 | 12.00 | Vertical | Horizontal | N/A |
| 2473.000 | -52.52 | -1.27 | -13.0 | -39.52 | 77.00 | Vertical | Horizontal | Pass |
| 6786.200 | -41.71 | 12.21 | -13.0 | -28.71 | 231.00 | Vertical | Horizontal | Pass |
| 9301.151 | -42.34 | 15.55 | -13.0 | -29.34 | 197.00 | Vertical | Horizontal | Pass |

3.2 EGPRS 850 Middle Channel

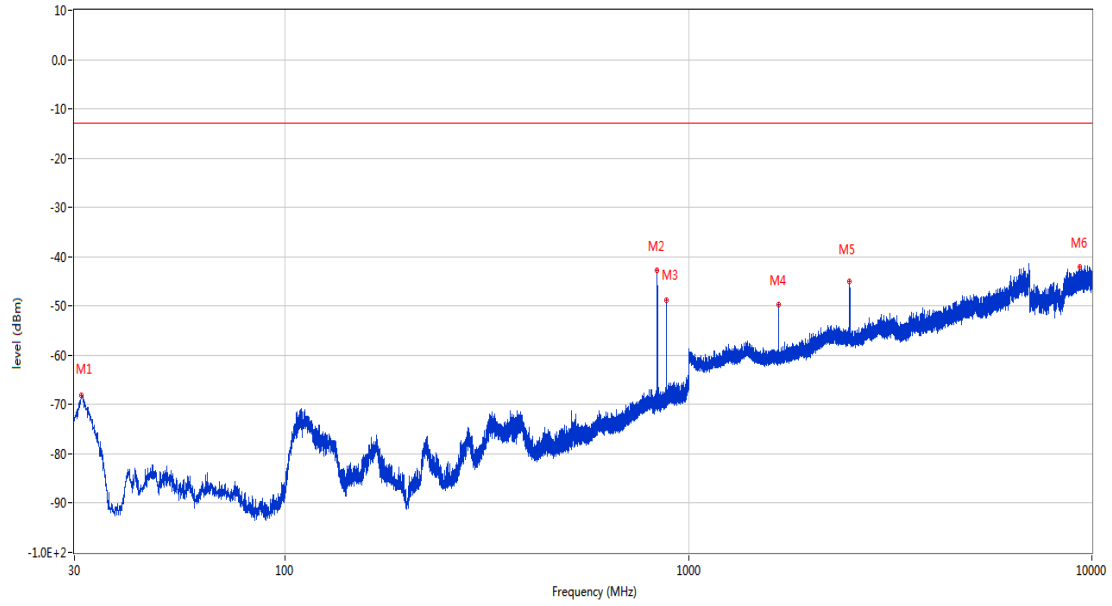
RSE-H&H EGPRS 850 CH190



| Frequency (MHz) | Result (dBm) | Factor (dB) | PK Limit (dBm) | Over Limit (dB) | Table (o) | ANT | EUT | Verdict |
|-----------------|--------------|-------------|----------------|-----------------|-----------|------------|------------|---------|
| 31.309 | -66.60 | -18.60 | -13.0 | -53.60 | 176.00 | Horizontal | Horizontal | Pass |
| 836.604 | -37.87 | 2.59 | -13.0 | -24.87 | 86.00 | Horizontal | Horizontal | N/A |
| 881.563 | -46.03 | 2.80 | -13.0 | -33.03 | 281.00 | Horizontal | Horizontal | N/A |
| 1673.600 | -47.71 | -5.83 | -13.0 | -34.71 | 98.00 | Horizontal | Horizontal | Pass |
| 2510.300 | -44.74 | -1.00 | -13.0 | -31.74 | 162.00 | Horizontal | Horizontal | Pass |
| 9271.599 | -42.41 | 15.13 | -13.0 | -29.41 | 201.00 | Horizontal | Horizontal | Pass |

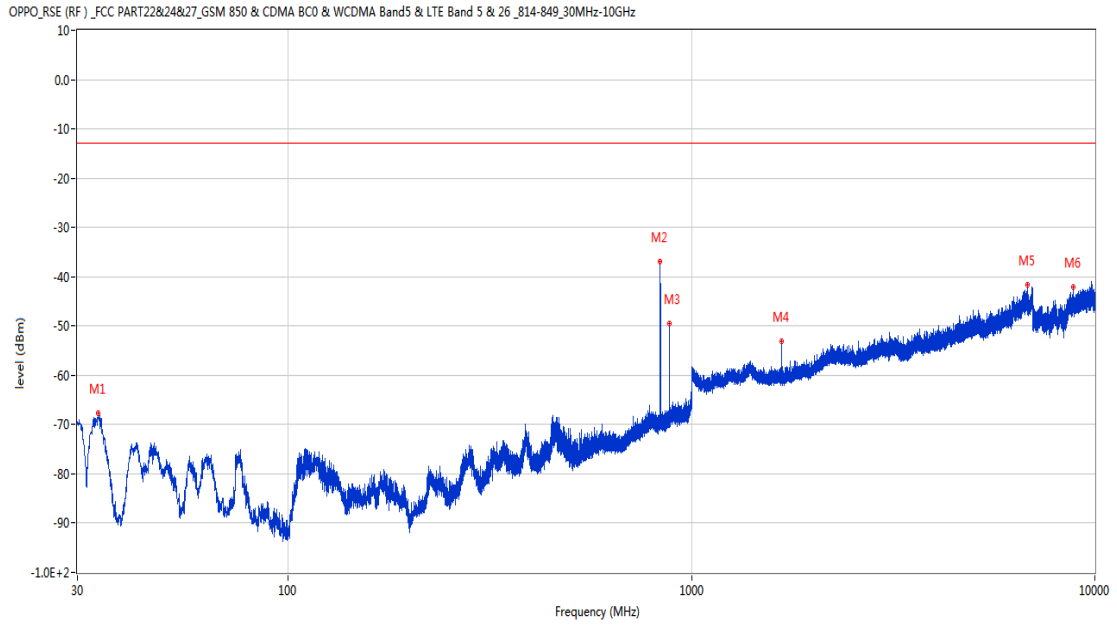
RSE-H&V EGPRS 850 CH190

OPPO_RSE (RF) _ FCC PART22&24&27_GSM 850 & CDMA BC0 & WCDMA Band5 & LTE Band 5 & 26_814-849_30MHz-10GHz



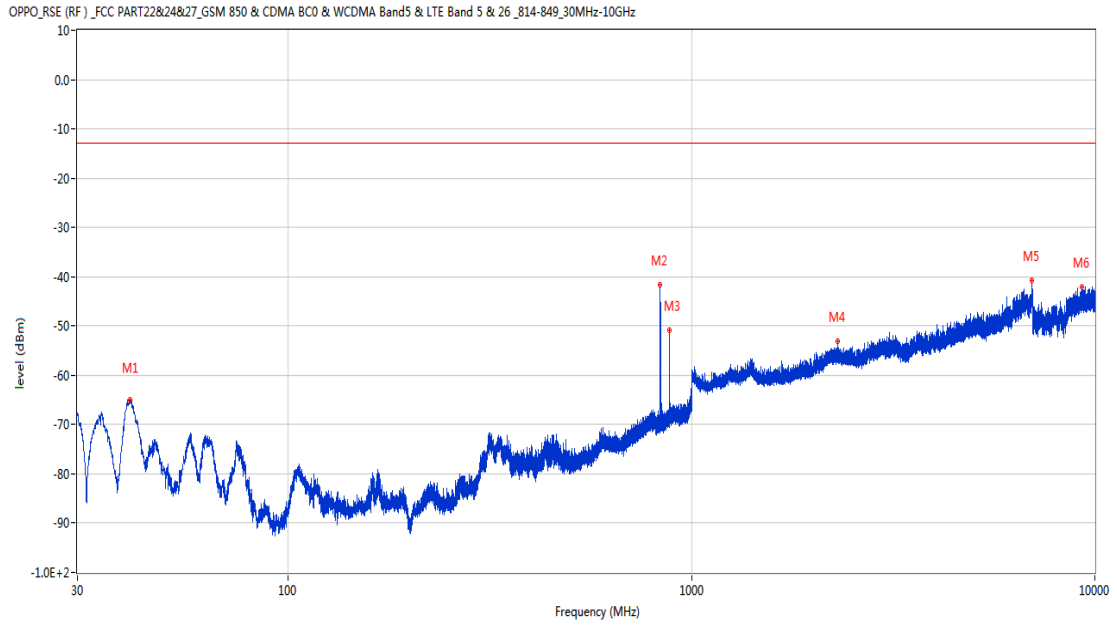
| Frequency (MHz) | Result (dBm) | Factor (dB) | PK Limit (dBm) | Over Limit (dB) | Table (o) | ANT | EUT | Verdict |
|-----------------|--------------|-------------|----------------|-----------------|-----------|------------|----------|---------|
| 31.212 | -68.04 | -18.85 | -13.0 | -55.04 | 170.00 | Horizontal | Vertical | Pass |
| 836.604 | -42.75 | 2.59 | -13.0 | -29.75 | 341.00 | Horizontal | Vertical | N/A |
| 881.514 | -48.86 | 2.80 | -13.0 | -35.86 | 278.00 | Horizontal | Vertical | N/A |
| 1673.700 | -49.66 | -5.82 | -13.0 | -36.66 | 351.00 | Horizontal | Vertical | Pass |
| 2510.200 | -44.96 | -0.99 | -13.0 | -31.96 | 326.00 | Horizontal | Vertical | Pass |
| 9320.050 | -42.12 | 15.68 | -13.0 | -29.12 | 0.00 | Horizontal | Vertical | Pass |

RSE-V&V EGPRS 850 CH190



| Frequency (MHz) | Result (dBm) | Factor (dB) | PK Limit (dBm) | Over Limit (dB) | Table (o) | ANT | EUT | Verdict |
|-----------------|--------------|-------------|----------------|-----------------|-----------|----------|----------|---------|
| 33.783 | -67.74 | -17.90 | -13.0 | -54.74 | 307.00 | Vertical | Vertical | Pass |
| 836.555 | -36.85 | 2.59 | -13.0 | -23.85 | 121.00 | Vertical | Vertical | N/A |
| 881.660 | -49.52 | 2.81 | -13.0 | -36.52 | 22.00 | Vertical | Vertical | N/A |
| 1673.500 | -53.16 | -5.84 | -13.0 | -40.16 | 1.00 | Vertical | Vertical | Pass |
| 6796.600 | -41.70 | 12.23 | -13.0 | -28.70 | 188.00 | Vertical | Vertical | Pass |
| 8830.151 | -42.12 | 15.13 | -13.0 | -29.12 | 66.00 | Vertical | Vertical | Pass |

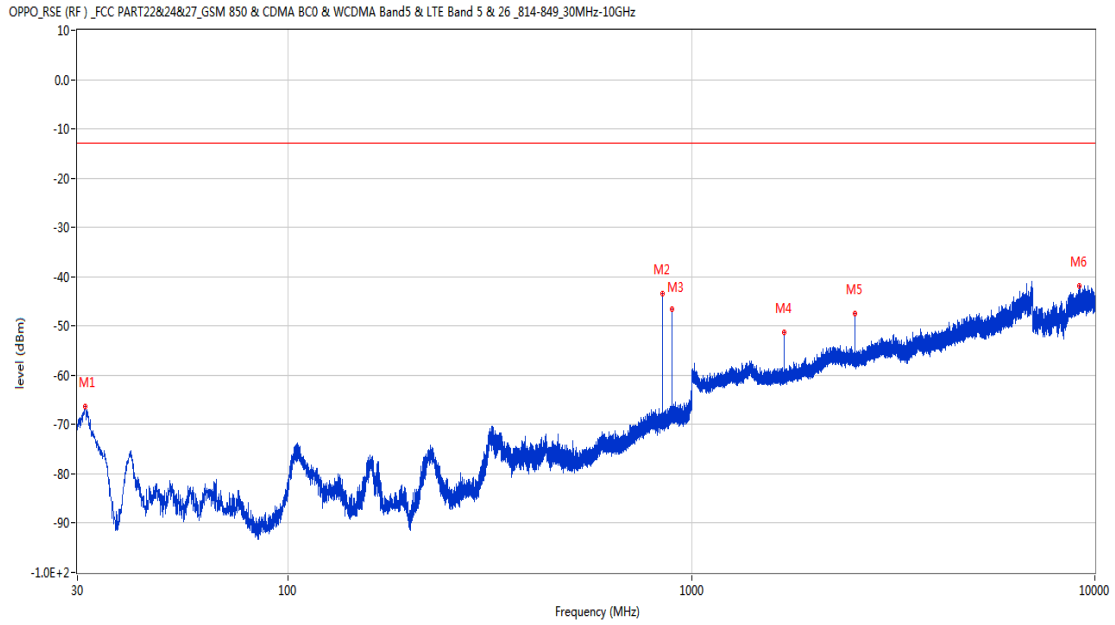
RSE-V&H EGPRS 850 CH190



| Frequency (MHz) | Result (dBm) | Factor (dB) | PK Limit (dBm) | Over Limit (dB) | Table (o) | ANT | EUT | Verdict |
|-----------------|--------------|-------------|----------------|-----------------|-----------|----------|------------|---------|
| 40.476 | -65.07 | -18.24 | -13.0 | -52.07 | 62.00 | Vertical | Horizontal | Pass |
| 836.555 | -41.62 | 2.59 | -13.0 | -28.62 | 77.00 | Vertical | Horizontal | N/A |
| 881.514 | -50.81 | 2.80 | -13.0 | -37.81 | 4.00 | Vertical | Horizontal | N/A |
| 2297.800 | -53.00 | -1.10 | -13.0 | -40.00 | 298.00 | Vertical | Horizontal | Pass |
| 6994.400 | -40.71 | 13.61 | -13.0 | -27.71 | 148.00 | Vertical | Horizontal | Pass |
| 9291.250 | -42.08 | 15.35 | -13.0 | -29.08 | 179.00 | Vertical | Horizontal | Pass |

3.3 EGPRS 850 High Channel

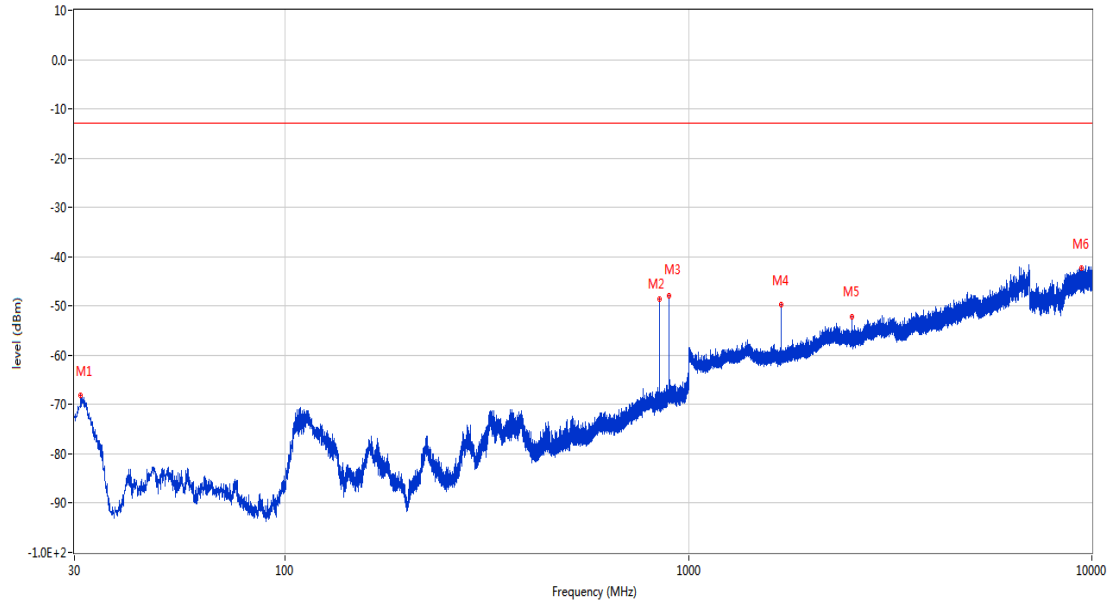
RSE-H&H EGPRS 850 CH251



| Frequency (MHz) | Result (dBm) | Factor (dB) | PK Limit (dBm) | Over Limit (dB) | Table (o) | ANT | EUT | Verdict |
|-----------------|--------------|-------------|----------------|-----------------|-----------|------------|------------|---------|
| 31.407 | -66.34 | -18.36 | -13.0 | -53.34 | 188.00 | Horizontal | Horizontal | Pass |
| 848.825 | -43.49 | 2.47 | -13.0 | -30.49 | 76.00 | Horizontal | Horizontal | N/A |
| 893.833 | -46.55 | 3.53 | -13.0 | -33.55 | 276.00 | Horizontal | Horizontal | N/A |
| 1698.300 | -51.34 | -5.64 | -13.0 | -38.34 | 290.00 | Horizontal | Horizontal | Pass |
| 2546.700 | -47.46 | -1.29 | -13.0 | -34.46 | 186.00 | Horizontal | Horizontal | Pass |
| 9134.650 | -41.84 | 14.71 | -13.0 | -28.84 | 281.00 | Horizontal | Horizontal | Pass |

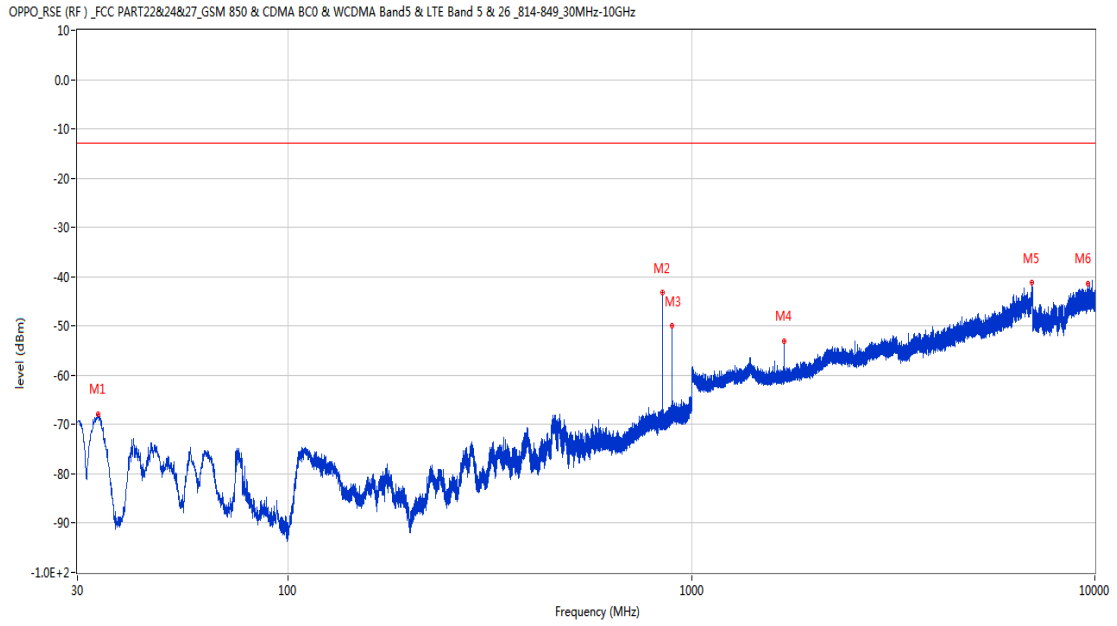
RSE-H&V EGPRS 850 CH251

OPPO_RSE (RF) _ FCC PART22&24&27_GSM 850 & CDMA BC0 & WCDMA Band5 & LTE Band 5 & 26_814-849_30MHz-10GHz



| Frequency (MHz) | Result (dBm) | Factor (dB) | PK Limit (dBm) | Over Limit (dB) | Table (o) | ANT | EUT | Verdict |
|-----------------|--------------|-------------|----------------|-----------------|-----------|------------|----------|---------|
| 31.116 | -68.06 | -19.10 | -13.0 | -55.06 | 176.00 | Horizontal | Vertical | Pass |
| 848.825 | -48.68 | 2.47 | -13.0 | -35.68 | 360.00 | Horizontal | Vertical | N/A |
| 893.737 | -47.93 | 3.53 | -13.0 | -34.93 | 288.00 | Horizontal | Vertical | N/A |
| 1697.900 | -49.77 | -5.63 | -13.0 | -36.77 | 145.00 | Horizontal | Vertical | Pass |
| 2546.800 | -52.08 | -1.29 | -13.0 | -39.08 | 328.00 | Horizontal | Vertical | Pass |
| 9431.349 | -42.30 | 16.29 | -13.0 | -29.30 | 136.00 | Horizontal | Vertical | Pass |

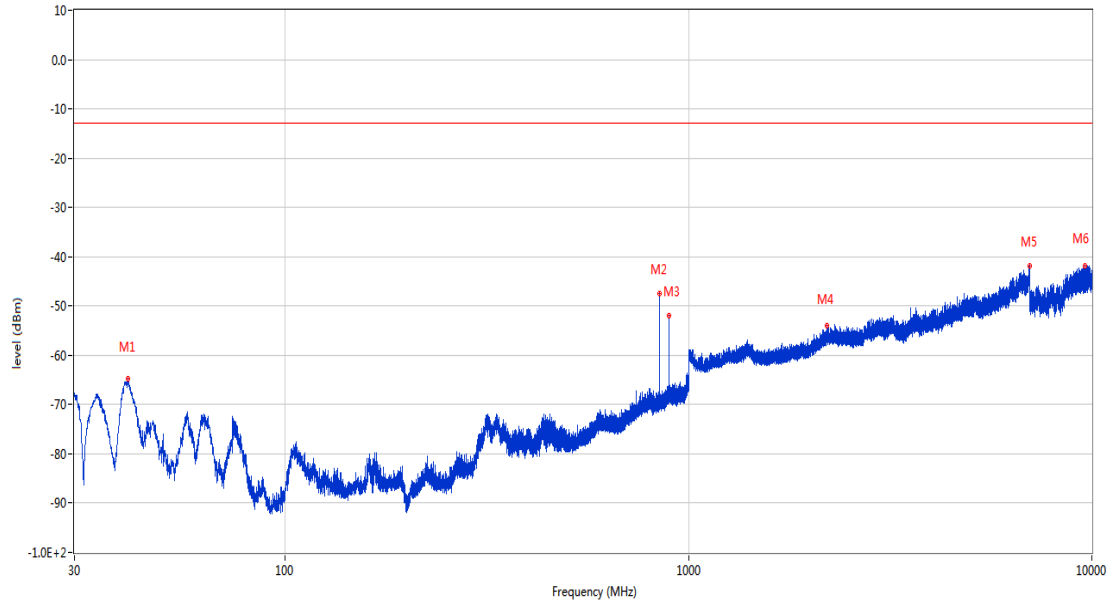
RSE-V&V EGPRS 850 CH251



| Frequency (MHz) | Result (dBm) | Factor (dB) | PK Limit (dBm) | Over Limit (dB) | Table (o) | ANT | EUT | Verdict |
|-----------------|--------------|-------------|----------------|-----------------|-----------|----------|----------|---------|
| 33.686 | -67.95 | -17.77 | -13.0 | -54.95 | 357.00 | Vertical | Vertical | Pass |
| 848.777 | -43.25 | 2.47 | -13.0 | -30.25 | 194.00 | Vertical | Vertical | N/A |
| 893.833 | -50.00 | 3.53 | -13.0 | -37.00 | 296.00 | Vertical | Vertical | N/A |
| 1698.100 | -53.18 | -5.63 | -13.0 | -40.18 | 0.00 | Vertical | Vertical | Pass |
| 6978.800 | -41.27 | 13.94 | -13.0 | -28.27 | 313.00 | Vertical | Vertical | Pass |
| 9614.950 | -41.52 | 16.38 | -13.0 | -28.52 | 154.00 | Vertical | Vertical | Pass |

RSE-V&H EGPRS 850 CH251

OPPO_RSE (RF) _ FCC PART22&24&27_GSM 850 & CDMA BC0 & WCDMA Band5 & LTE Band 5 & 26_814-849_30MHz-10GHz

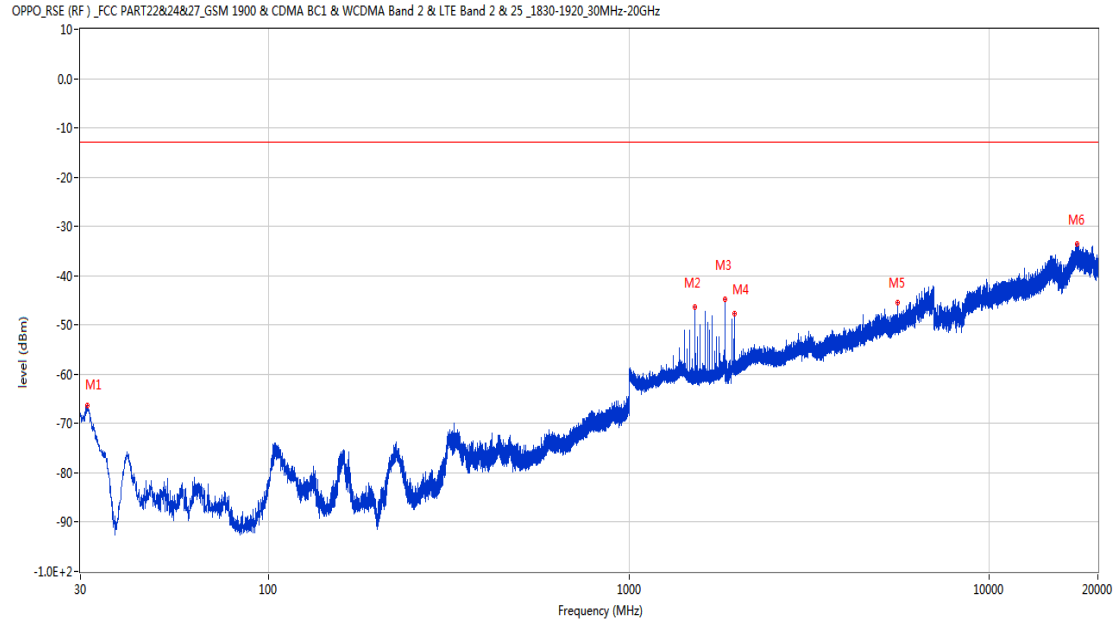


| Frequency (MHz) | Result (dBm) | Factor (dB) | PK Limit (dBm) | Over Limit (dB) | Table (o) | ANT | EUT | Verdict |
|-----------------|--------------|-------------|----------------|-----------------|-----------|----------|------------|---------|
| 40.621 | -64.77 | -18.13 | -13.0 | -51.77 | 71.00 | Vertical | Horizontal | Pass |
| 848.825 | -47.46 | 2.47 | -13.0 | -34.46 | 96.00 | Vertical | Horizontal | N/A |
| 893.882 | -51.90 | 3.53 | -13.0 | -38.90 | 303.00 | Vertical | Horizontal | N/A |
| 2207.800 | -54.07 | -1.22 | -13.0 | -41.07 | 71.00 | Vertical | Horizontal | Pass |
| 6999.200 | -41.97 | 13.65 | -13.0 | -28.97 | 109.00 | Vertical | Horizontal | Pass |
| 9615.250 | -41.92 | 16.37 | -13.0 | -28.92 | 65.00 | Vertical | Horizontal | Pass |

4 EGPRS 1900

4.1 EGPRS 1900 Low Channel

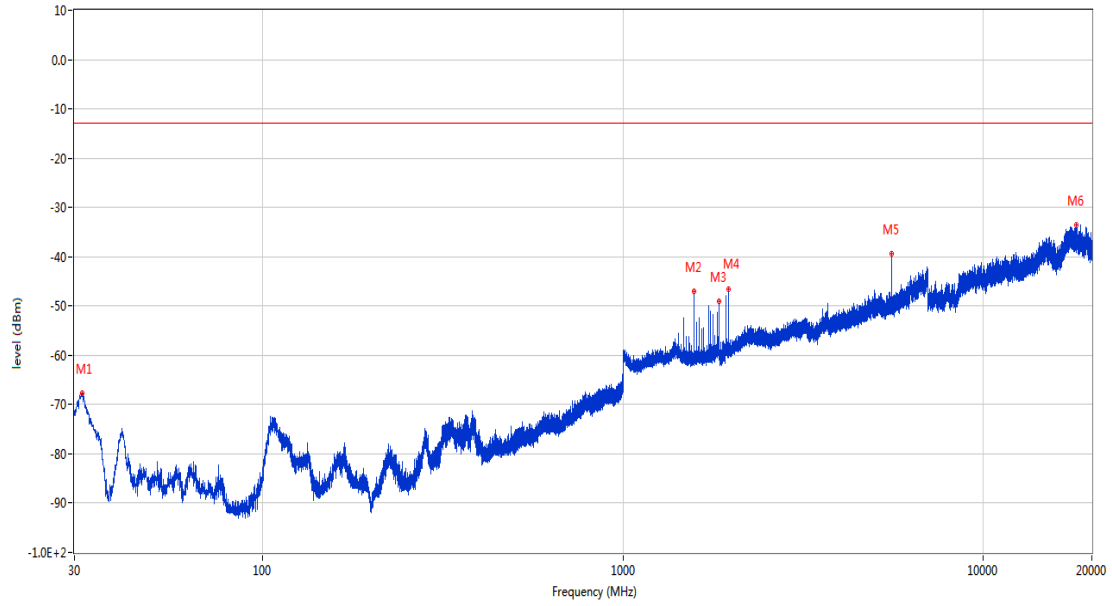
RSE-H&H EGPRS 1900 CH512



| Frequency (MHz) | Result (dBm) | Factor (dB) | PK Limit (dBm) | Over Limit (dB) | Table (o) | ANT | EUT | Verdict |
|-----------------|--------------|-------------|----------------|-----------------|-----------|------------|------------|---------|
| 31.309 | -66.44 | -18.57 | -13.0 | -53.44 | 185.00 | Horizontal | Horizontal | Pass |
| 1525.900 | -46.25 | -5.98 | -13.0 | -33.25 | 121.00 | Horizontal | Horizontal | Pass |
| 1850.500 | -44.83 | -4.40 | -13.0 | -31.83 | 318.00 | Horizontal | Horizontal | N/A |
| 1960.300 | -47.71 | -4.69 | -13.0 | -34.71 | 228.00 | Horizontal | Horizontal | N/A |
| 5550.800 | -45.47 | 7.48 | -13.0 | -32.47 | 209.00 | Horizontal | Horizontal | Pass |
| 17560.375 | -33.54 | 22.46 | -13.0 | -20.54 | 0.00 | Horizontal | Horizontal | Pass |

RSE-H&V EGPRS 1900 CH512

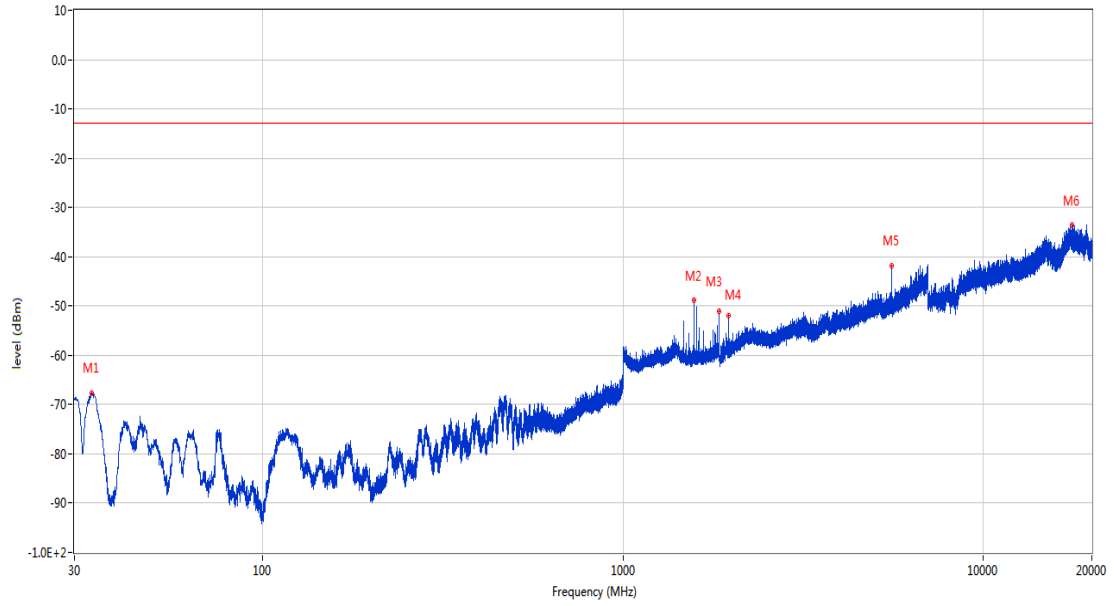
OPPO_RSE (RF) _FCC PART2&24&27_GSM 1900 & CDMA BC1 & WCDMA Band 2 & LTE Band 2 & 25_1830-1920_30MHz-20GHz



| Frequency (MHz) | Result (dBm) | Factor (dB) | PK Limit (dBm) | Over Limit (dB) | Table (o) | ANT | EUT | Verdict |
|-----------------|--------------|-------------|----------------|-----------------|-----------|------------|----------|---------|
| 31.455 | -67.65 | -18.20 | -13.0 | -54.65 | 200.00 | Horizontal | Vertical | Pass |
| 1575.200 | -47.07 | -5.85 | -13.0 | -34.07 | 341.00 | Horizontal | Vertical | Pass |
| 1850.600 | -49.04 | -4.40 | -13.0 | -36.04 | 341.00 | Horizontal | Vertical | N/A |
| 1960.400 | -46.61 | -4.69 | -13.0 | -33.61 | 101.00 | Horizontal | Vertical | N/A |
| 5551.000 | -39.33 | 7.49 | -13.0 | -26.33 | 19.00 | Horizontal | Vertical | Pass |
| 18089.626 | -33.49 | 22.32 | -13.0 | -20.49 | 128.00 | Horizontal | Vertical | Pass |

RSE-V&V EGPRS 1900 CH512

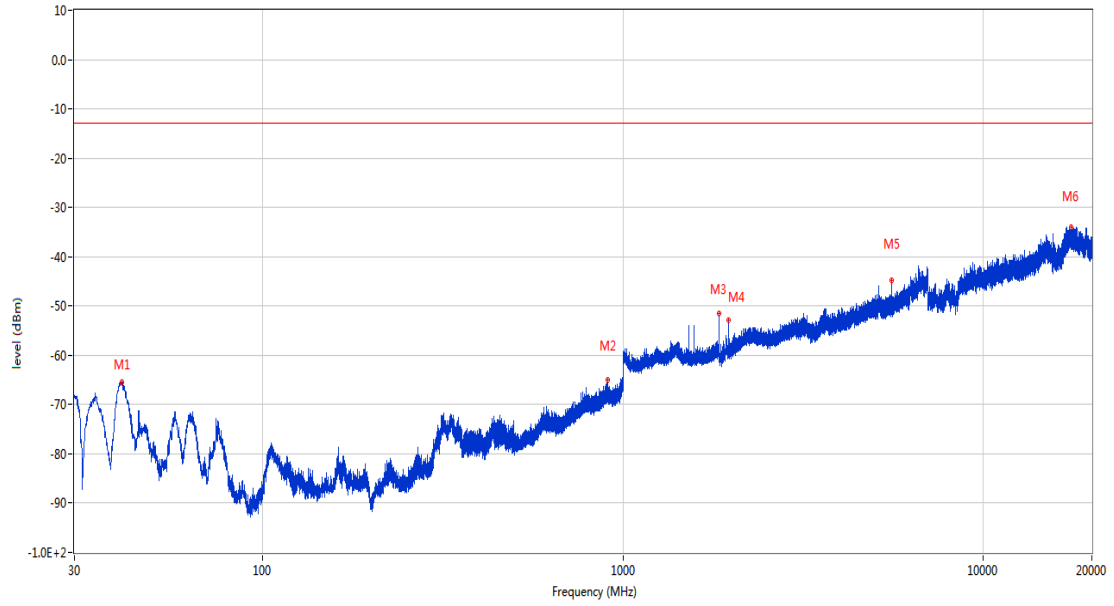
OPPO_RSE (RF) _FCC PART22&24&27_GSM 1900 & CDMA BC1 & WCDMA Band 2 & LTE Band 2 & 25_1830-1920_30MHz-20GHz



| Frequency (MHz) | Result (dBm) | Factor (dB) | PK Limit (dBm) | Over Limit (dB) | Table (o) | ANT | EUT | Verdict |
|-----------------|--------------|-------------|----------------|-----------------|-----------|----------|----------|---------|
| 33.589 | -67.60 | -17.63 | -13.0 | -54.60 | 271.00 | Vertical | Vertical | Pass |
| 1574.500 | -48.79 | -5.86 | -13.0 | -35.79 | 79.00 | Vertical | Vertical | Pass |
| 1850.700 | -51.01 | -4.40 | -13.0 | -38.01 | 242.00 | Vertical | Vertical | N/A |
| 1960.500 | -51.93 | -4.69 | -13.0 | -38.93 | 289.00 | Vertical | Vertical | N/A |
| 5551.200 | -41.76 | 7.50 | -13.0 | -28.76 | 149.00 | Vertical | Vertical | Pass |
| 17584.663 | -33.54 | 22.14 | -13.0 | -20.54 | 72.00 | Vertical | Vertical | Pass |

RSE-V&H EGPRS 1900 CH512

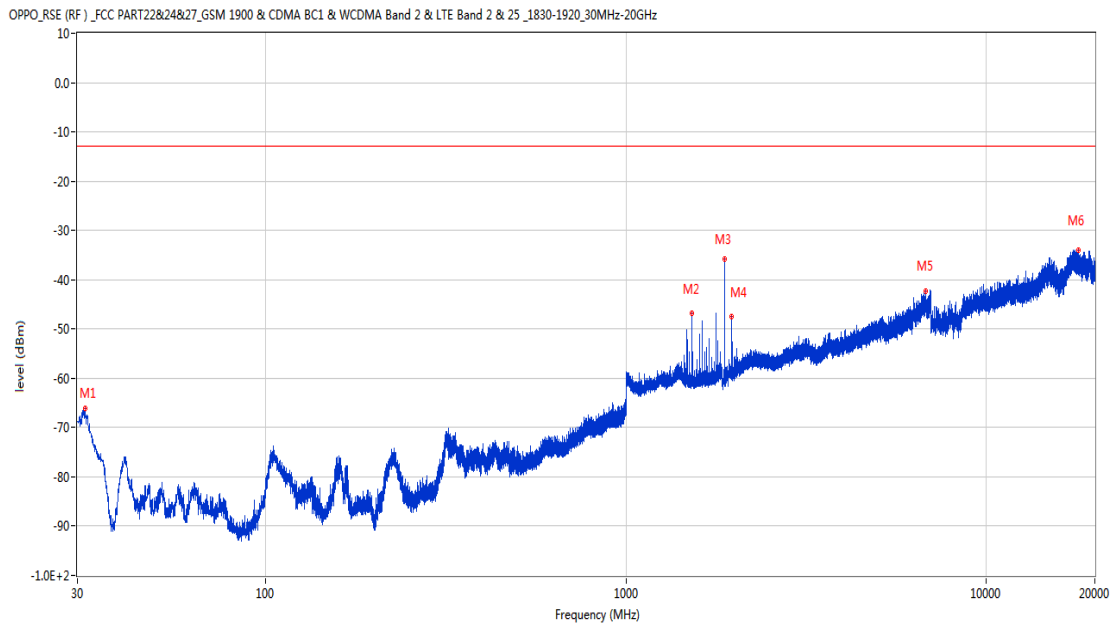
OPPO_RSE (RF) _FCC PART2&24&27_GSM 1900 & CDMA BC1 & WCDMA Band 2 & LTE Band 2 & 25_1830-1920_30MHz-20GHz



| Frequency (MHz) | Result (dBm) | Factor (dB) | PK Limit (dBm) | Over Limit (dB) | Table (o) | ANT | EUT | Verdict |
|-----------------|--------------|-------------|----------------|-----------------|-----------|----------|------------|---------|
| 40.525 | -65.43 | -18.23 | -13.0 | -52.43 | 114.00 | Vertical | Horizontal | Pass |
| 905.570 | -65.03 | 3.50 | -13.0 | -52.03 | 281.00 | Vertical | Horizontal | Pass |
| 1850.600 | -51.46 | -4.40 | -13.0 | -38.46 | 1.00 | Vertical | Horizontal | N/A |
| 1960.200 | -52.87 | -4.68 | -13.0 | -39.87 | 284.00 | Vertical | Horizontal | N/A |
| 5551.200 | -44.67 | 7.50 | -13.0 | -31.67 | 359.00 | Vertical | Horizontal | Pass |
| 17568.713 | -33.93 | 22.35 | -13.0 | -20.93 | 343.00 | Vertical | Horizontal | Pass |

4.2 EGPRS 1900 Middle Channel

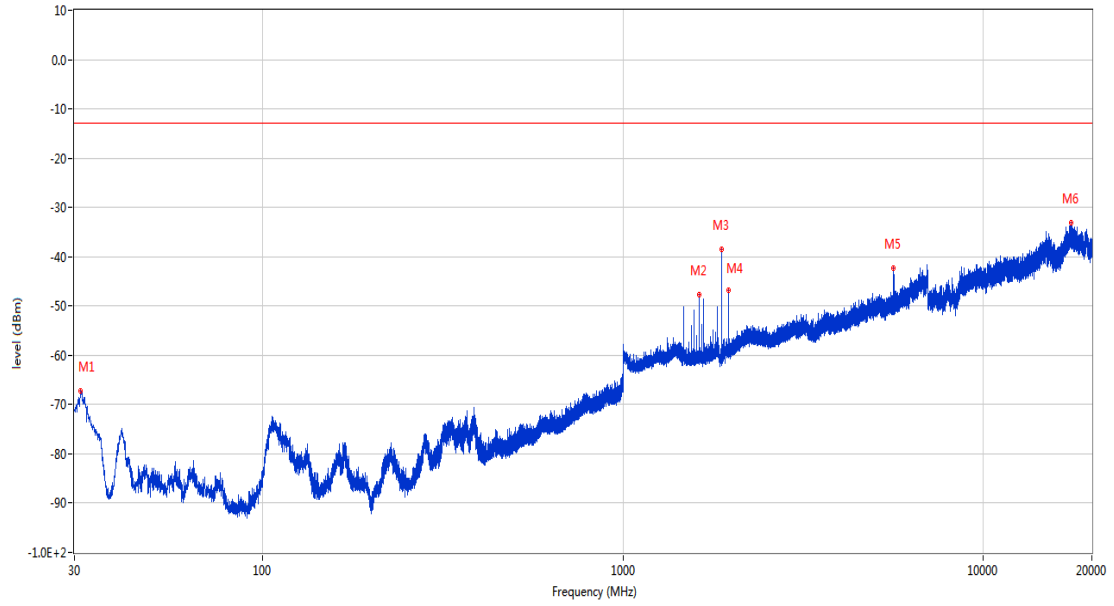
RSE-H&H EGPRS 1900 CH661



| Frequency (MHz) | Result (dBm) | Factor (dB) | PK Limit (dBm) | Over Limit (dB) | Table (o) | ANT | EUT | Verdict |
|-----------------|--------------|-------------|----------------|-----------------|-----------|------------|------------|---------|
| 31.455 | -66.19 | -18.20 | -13.0 | -53.19 | 180.00 | Horizontal | Horizontal | Pass |
| 1525.200 | -46.77 | -5.92 | -13.0 | -33.77 | 315.00 | Horizontal | Horizontal | Pass |
| 1880.500 | -35.85 | -4.03 | -13.0 | -22.85 | 325.00 | Horizontal | Horizontal | N/A |
| 1960.300 | -47.39 | -4.69 | -13.0 | -34.39 | 211.00 | Horizontal | Horizontal | N/A |
| 6769.200 | -42.23 | 11.48 | -13.0 | -29.23 | 148.00 | Horizontal | Horizontal | Pass |
| 18027.276 | -34.07 | 22.93 | -13.0 | -21.07 | 118.00 | Horizontal | Horizontal | Pass |

RSE-H&V EGPRS 1900 CH661

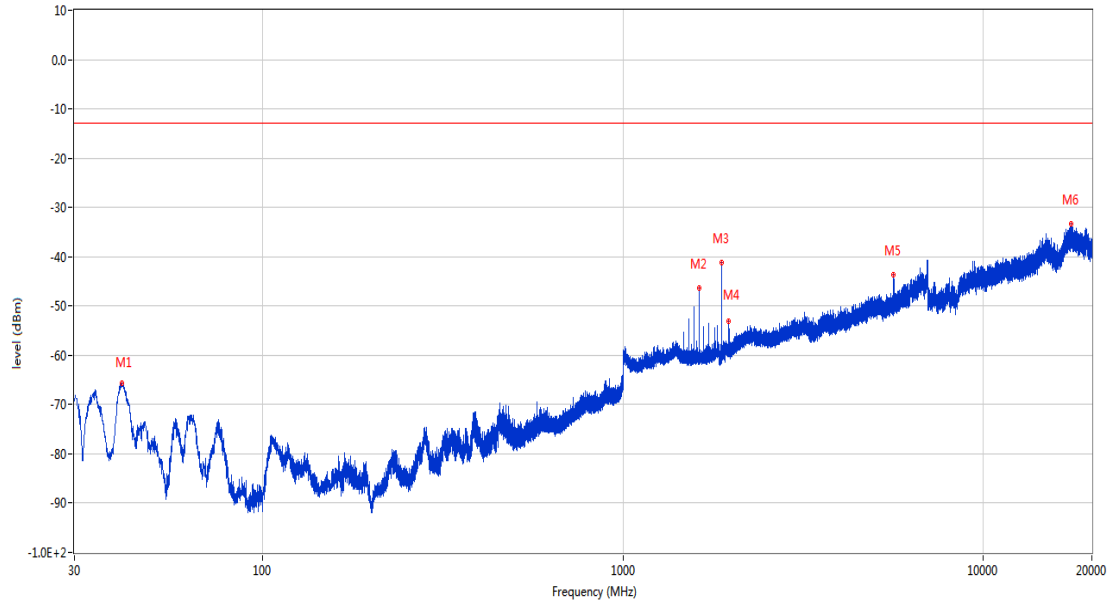
OPPO_RSE (RF) _FCC PART2&24&27_GSM 1900 & CDMA BC1 & WCDMA Band 2 & LTE Band 2 & 25_1830-1920_30MHz-20GHz



| Frequency (MHz) | Result (dBm) | Factor (dB) | PK Limit (dBm) | Over Limit (dB) | Table (o) | ANT | EUT | Verdict |
|-----------------|--------------|-------------|----------------|-----------------|-----------|------------|----------|---------|
| 31.261 | -67.23 | -18.69 | -13.0 | -54.23 | 155.00 | Horizontal | Vertical | Pass |
| 1626.400 | -47.70 | -5.86 | -13.0 | -34.70 | 353.00 | Horizontal | Vertical | Pass |
| 1880.400 | -38.48 | -4.03 | -13.0 | -25.48 | 353.00 | Horizontal | Vertical | N/A |
| 1960.300 | -46.81 | -4.69 | -13.0 | -33.81 | 119.00 | Horizontal | Vertical | N/A |
| 5640.400 | -42.34 | 7.16 | -13.0 | -29.34 | 128.00 | Horizontal | Vertical | Pass |
| 17479.176 | -33.11 | 21.70 | -13.0 | -20.11 | 96.00 | Horizontal | Vertical | Pass |

RSE-V&V EGPRS 1900 CH661

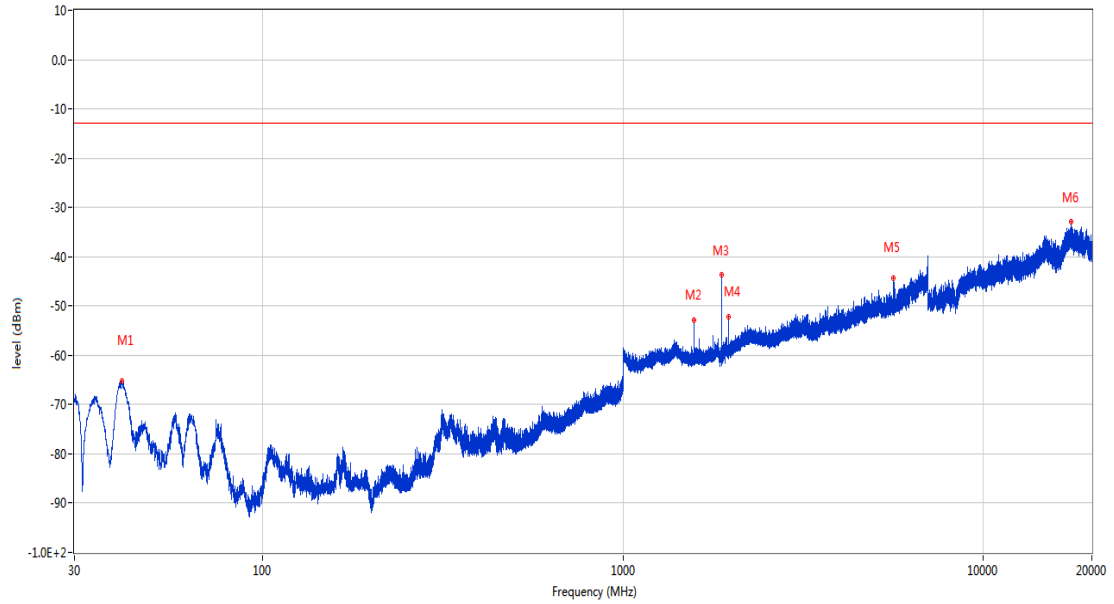
OPPO_RSE (RF) _ FCC PART22&24&27_GSM 1900 & CDMA BC1 & WCDMA Band 2 & LTE Band 2 & 25_1830-1920_30MHz-20GHz



| Frequency (MHz) | Result (dBm) | Factor (dB) | PK Limit (dBm) | Over Limit (dB) | Table (o) | ANT | EUT | Verdict |
|-----------------|--------------|-------------|----------------|-----------------|-----------|----------|----------|---------|
| 40.670 | -65.61 | -18.12 | -13.0 | -52.61 | 81.00 | Vertical | Vertical | Pass |
| 1625.600 | -46.42 | -5.86 | -13.0 | -33.42 | 59.00 | Vertical | Vertical | Pass |
| 1880.400 | -41.22 | -4.03 | -13.0 | -28.22 | 232.00 | Vertical | Vertical | N/A |
| 1960.600 | -53.04 | -4.69 | -13.0 | -40.04 | 342.00 | Vertical | Vertical | N/A |
| 5640.400 | -43.60 | 7.16 | -13.0 | -30.60 | 164.00 | Vertical | Vertical | Pass |
| 17561.463 | -33.41 | 22.45 | -13.0 | -20.41 | 64.00 | Vertical | Vertical | Pass |

RSE-V&H EGPRS 1900 CH661

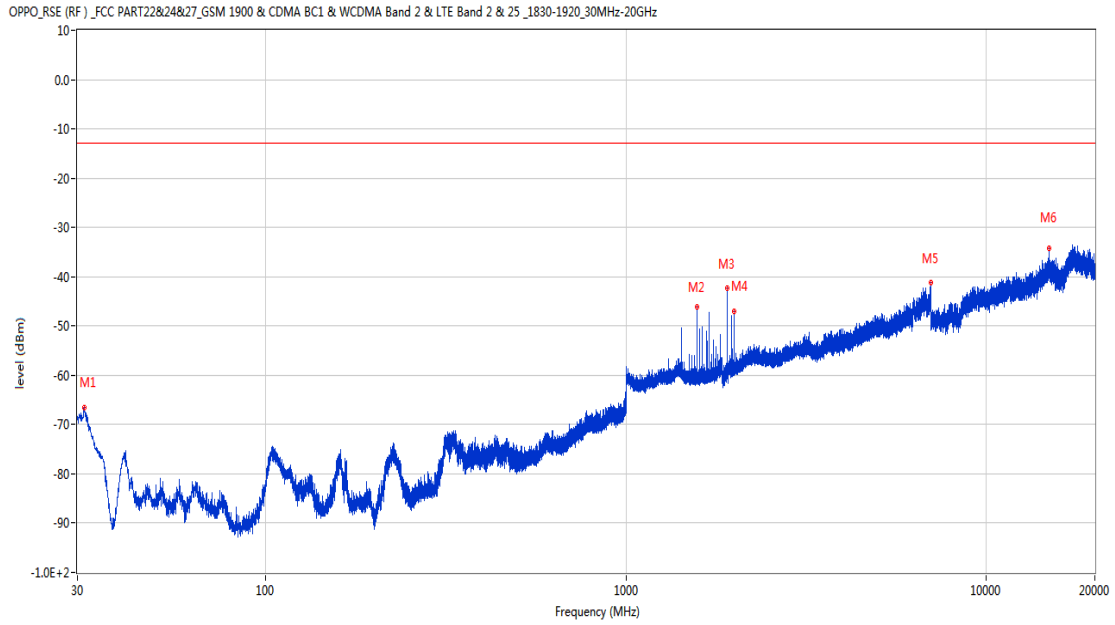
OPPO_RSE (RF) _FCC PART2&24&27_GSM 1900 & CDMA BC1 & WCDMA Band 2 & LTE Band 2 & 25_1830-1920_30MHz-20GHz



| Frequency (MHz) | Result (dBm) | Factor (dB) | PK Limit (dBm) | Over Limit (dB) | Table (o) | ANT | EUT | Verdict |
|-----------------|--------------|-------------|----------------|-----------------|-----------|----------|------------|---------|
| 40.718 | -65.17 | -18.08 | -13.0 | -52.17 | 78.00 | Vertical | Horizontal | Pass |
| 1575.100 | -52.82 | -5.86 | -13.0 | -39.82 | 6.00 | Vertical | Horizontal | Pass |
| 1880.400 | -43.73 | -4.03 | -13.0 | -30.73 | 16.00 | Vertical | Horizontal | N/A |
| 1960.400 | -52.27 | -4.69 | -13.0 | -39.27 | 283.00 | Vertical | Horizontal | N/A |
| 5640.600 | -44.26 | 7.16 | -13.0 | -31.26 | 149.00 | Vertical | Horizontal | Pass |
| 17565.450 | -32.92 | 22.39 | -13.0 | -19.92 | 55.00 | Vertical | Horizontal | Pass |

4.3 EGPRS 1900 High Channel

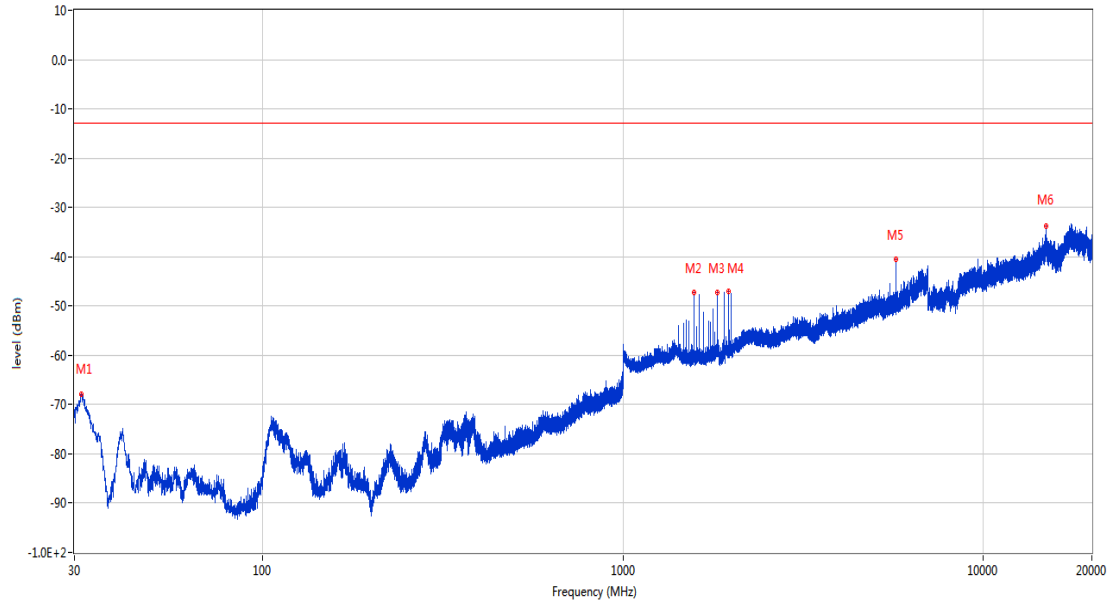
RSE-H&H EGPRS 1900 CH810



| Frequency (MHz) | Result (dBm) | Factor (dB) | PK Limit (dBm) | Over Limit (dB) | Table (o) | ANT | EUT | Verdict |
|-----------------|--------------|-------------|----------------|-----------------|-----------|------------|------------|---------|
| 31.358 | -66.57 | -18.45 | -13.0 | -53.57 | 116.00 | Horizontal | Horizontal | Pass |
| 1575.600 | -46.09 | -5.83 | -13.0 | -33.09 | 321.00 | Horizontal | Horizontal | Pass |
| 1910.200 | -42.42 | -3.79 | -13.0 | -29.42 | 331.00 | Horizontal | Horizontal | N/A |
| 1990.100 | -47.07 | -4.42 | -13.0 | -34.07 | 229.00 | Horizontal | Horizontal | N/A |
| 6998.200 | -41.23 | 13.63 | -13.0 | -28.23 | 241.00 | Horizontal | Horizontal | Pass |
| 14907.963 | -34.12 | 20.20 | -13.0 | -21.12 | 250.00 | Horizontal | Horizontal | Pass |

RSE-H&V EGPRS 1900 CH810

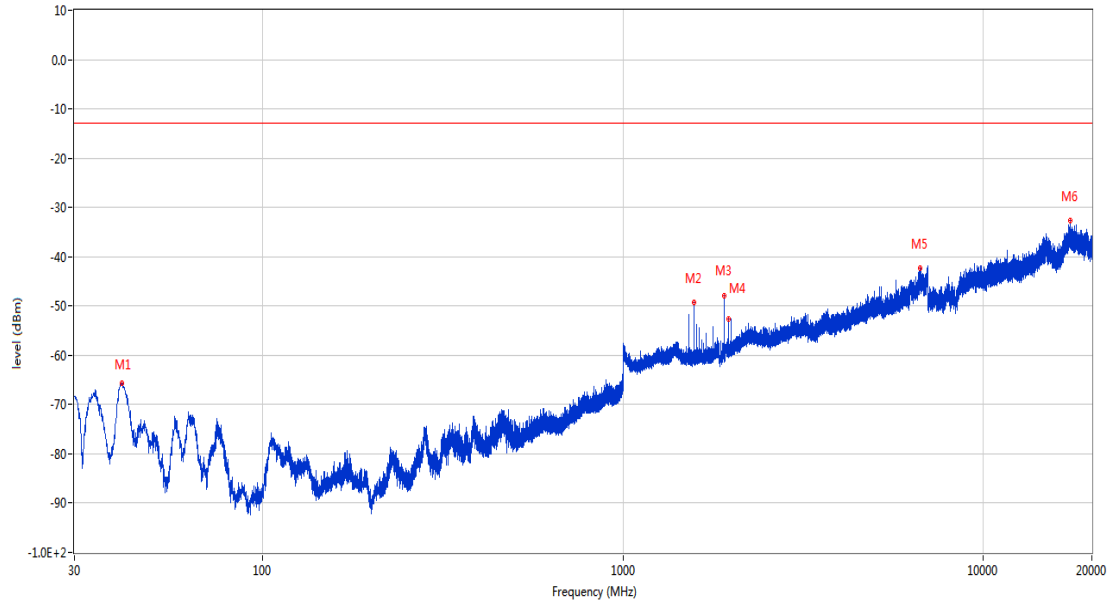
OPPO_RSE (RF) _FCC PART2&24&27_GSM 1900 & CDMA BC1 & WCDMA Band 2 & LTE Band 2 & 25_1830-1920_30MHz-20GHz



| Frequency (MHz) | Result (dBm) | Factor (dB) | PK Limit (dBm) | Over Limit (dB) | Table (o) | ANT | EUT | Verdict |
|-----------------|--------------|-------------|----------------|-----------------|-----------|------------|----------|---------|
| 31.358 | -67.90 | -18.45 | -13.0 | -54.90 | 111.00 | Horizontal | Vertical | Pass |
| 1574.700 | -47.36 | -5.87 | -13.0 | -34.36 | 195.00 | Horizontal | Vertical | Pass |
| 1825.200 | -47.30 | -4.72 | -13.0 | -34.30 | 352.00 | Horizontal | Vertical | N/A |
| 1960.400 | -47.08 | -4.69 | -13.0 | -34.08 | 102.00 | Horizontal | Vertical | N/A |
| 5730.000 | -40.57 | 7.39 | -13.0 | -27.57 | 33.00 | Horizontal | Vertical | Pass |
| 14904.337 | -33.83 | 20.34 | -13.0 | -20.83 | 8.00 | Horizontal | Vertical | Pass |

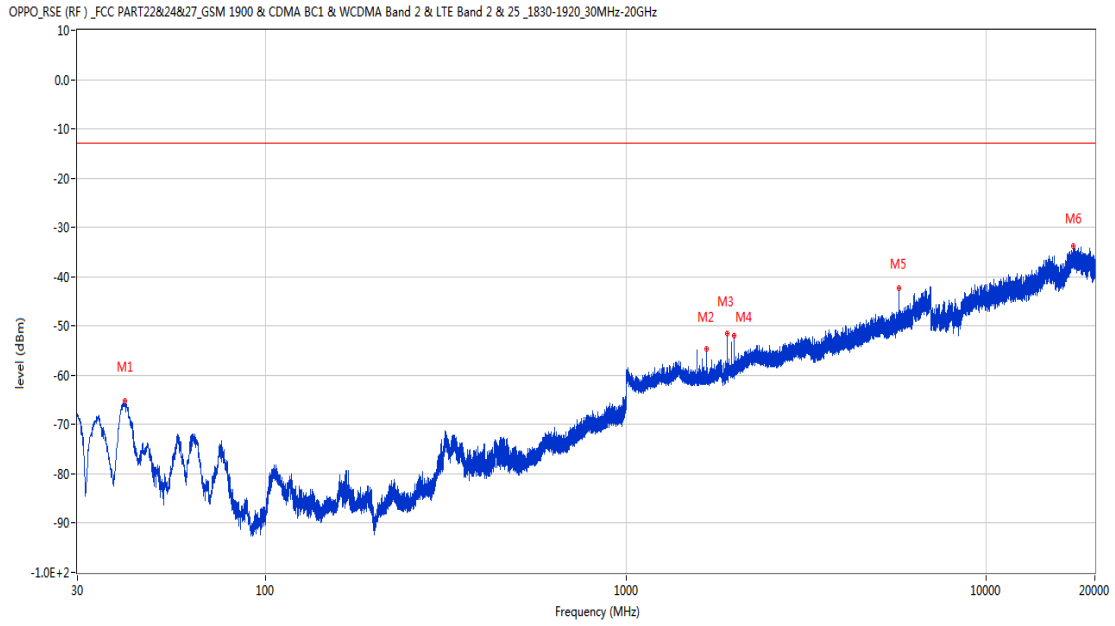
RSE-V&V EGPRS 1900 CH810

OPPO_RSE (RF) _ FCC PART22&24&27_GSM 1900 & CDMA BC1 & WCDMA Band 2 & LTE Band 2 & 25_1830-1920_30MHz-20GHz



| Frequency (MHz) | Result (dBm) | Factor (dB) | PK Limit (dBm) | Over Limit (dB) | Table (o) | ANT | EUT | Verdict |
|-----------------|--------------|-------------|----------------|-----------------|-----------|----------|----------|---------|
| 40.670 | -65.59 | -18.12 | -13.0 | -52.59 | 90.00 | Vertical | Vertical | Pass |
| 1575.500 | -49.25 | -5.84 | -13.0 | -36.25 | 305.00 | Vertical | Vertical | Pass |
| 1910.100 | -47.93 | -3.79 | -13.0 | -34.93 | 241.00 | Vertical | Vertical | N/A |
| 1960.500 | -52.65 | -4.69 | -13.0 | -39.65 | 273.00 | Vertical | Vertical | N/A |
| 6661.600 | -42.36 | 11.57 | -13.0 | -29.36 | 255.00 | Vertical | Vertical | Pass |
| 17419.725 | -32.67 | 22.65 | -13.0 | -19.67 | 9.00 | Vertical | Vertical | Pass |

RSE-V&H EGPRS 1900 CH810

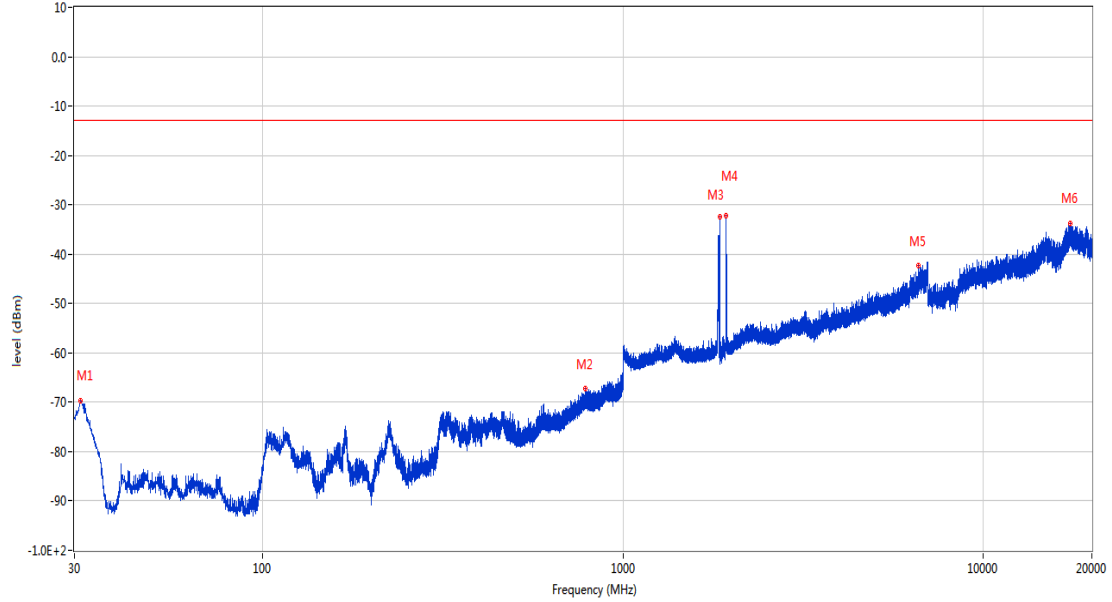


| Frequency (MHz) | Result (dBm) | Factor (dB) | PK Limit (dBm) | Over Limit (dB) | Table (o) | ANT | EUT | Verdict |
|-----------------|--------------|-------------|----------------|-----------------|-----------|----------|------------|---------|
| 40.621 | -65.32 | -18.15 | -13.0 | -52.32 | 64.00 | Vertical | Horizontal | Pass |
| 1675.100 | -54.65 | -5.74 | -13.0 | -41.65 | 148.00 | Vertical | Horizontal | Pass |
| 1910.200 | -51.42 | -3.79 | -13.0 | -38.42 | 20.00 | Vertical | Horizontal | N/A |
| 1990.200 | -51.85 | -4.42 | -13.0 | -38.85 | 276.00 | Vertical | Horizontal | N/A |
| 5729.800 | -42.41 | 7.39 | -13.0 | -29.41 | 147.00 | Vertical | Horizontal | Pass |
| 17466.124 | -33.75 | 21.73 | -13.0 | -20.75 | 79.00 | Vertical | Horizontal | Pass |

WCDMA
 5 WCDMA Band 2
 5.1 WCDMA Band 2 Low Channel

RSE-H&H WCDMA Band 2 CH9262

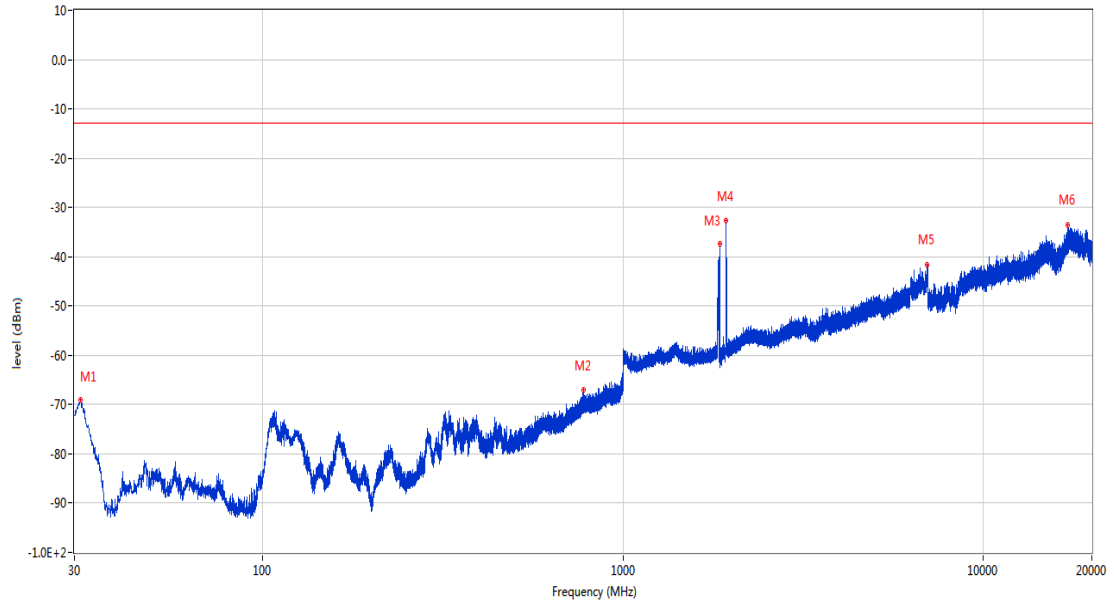
OPPO_RSE (RF) _FCC PART22&24&27_GSM 1900 & CDMA BC1 & WCDMA Band 2 & LTE Band 2 & 25_1830-1920_30MHz-20GHz



| Frequency (MHz) | Result (dBm) | Factor (dB) | PK Limit (dBm) | Over Limit (dB) | Table (o) | ANT | EUT | Verdict |
|-----------------|--------------|-------------|----------------|-----------------|-----------|------------|------------|---------|
| 31.261 | -69.78 | -18.69 | -13.0 | -56.78 | 154.00 | Horizontal | Horizontal | Pass |
| 787.279 | -67.25 | 1.81 | -13.0 | -54.25 | 345.00 | Horizontal | Horizontal | Pass |
| 1853.500 | -32.39 | -4.36 | -13.0 | -19.39 | 318.00 | Horizontal | Horizontal | N/A |
| 1933.000 | -32.28 | -3.80 | -13.0 | -19.28 | 222.00 | Horizontal | Horizontal | N/A |
| 6601.800 | -42.39 | 11.80 | -13.0 | -29.39 | 139.00 | Horizontal | Horizontal | Pass |
| 17428.787 | -33.82 | 22.43 | -13.0 | -20.82 | 337.00 | Horizontal | Horizontal | Pass |

RSE-H&V WCDMA Band 2 CH9262

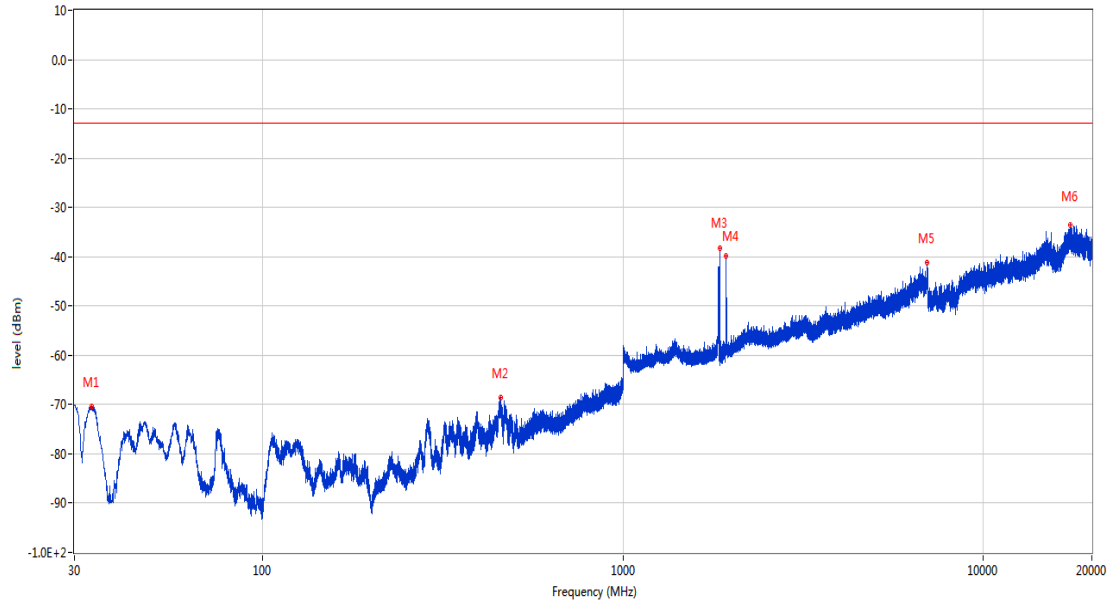
OPPO_RSE (RF) _FCC PART2&24&27_GSM 1900 & CDMA BC1 & WCDMA Band 2 & LTE Band 2 & 25_1830-1920_30MHz-20GHz



| Frequency (MHz) | Result (dBm) | Factor (dB) | PK Limit (dBm) | Over Limit (dB) | Table (o) | ANT | EUT | Verdict |
|-----------------|--------------|-------------|----------------|-----------------|-----------|------------|----------|---------|
| 31.164 | -69.02 | -18.93 | -13.0 | -56.02 | 151.00 | Horizontal | Vertical | Pass |
| 776.221 | -67.07 | 1.55 | -13.0 | -54.07 | 58.00 | Horizontal | Vertical | Pass |
| 1853.900 | -37.29 | -4.36 | -13.0 | -24.29 | 360.00 | Horizontal | Vertical | N/A |
| 1932.300 | -32.62 | -3.80 | -13.0 | -19.62 | 237.00 | Horizontal | Vertical | N/A |
| 6979.400 | -41.69 | 13.89 | -13.0 | -28.69 | 214.00 | Horizontal | Vertical | Pass |
| 17101.813 | -33.44 | 20.55 | -13.0 | -20.44 | 126.00 | Horizontal | Vertical | Pass |

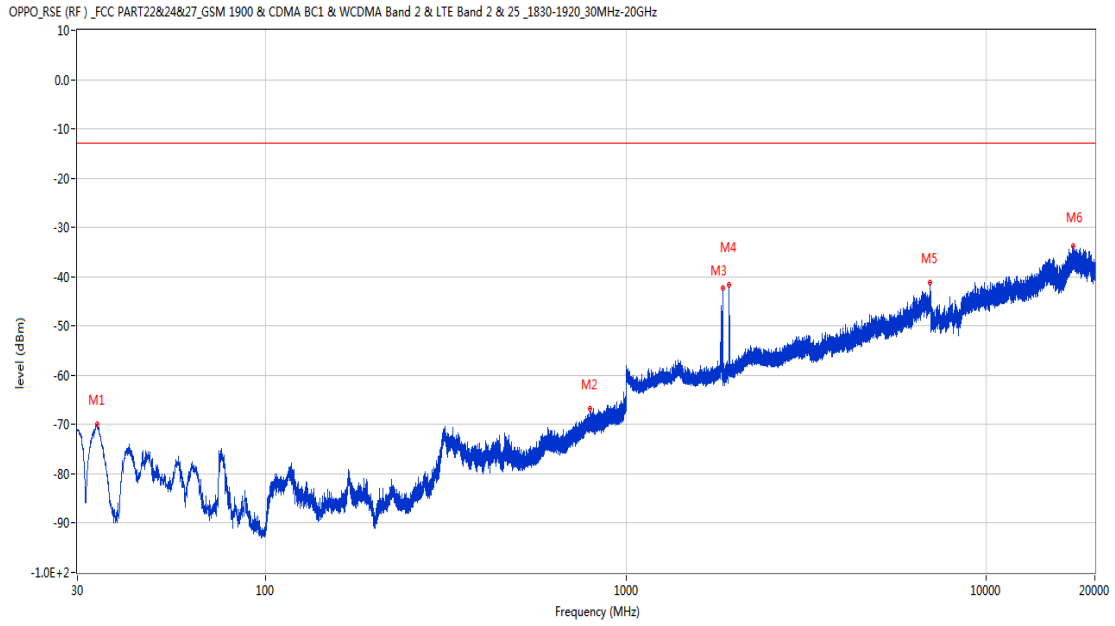
RSE-V&V WCDMA Band 2 CH9262

OPPO_RSE (RF) _FCC PART2&24&27_GSM 1900 & CDMA BC1 & WCDMA Band 2 & LTE Band 2 & 25_1830-1920_30MHz-20GHz



| Frequency (MHz) | Result (dBm) | Factor (dB) | PK Limit (dBm) | Over Limit (dB) | Table (o) | ANT | EUT | Verdict |
|-----------------|--------------|-------------|----------------|-----------------|-----------|----------|----------|---------|
| 33.589 | -70.45 | -17.63 | -13.0 | -57.45 | 360.00 | Vertical | Vertical | Pass |
| 457.867 | -68.64 | -8.19 | -13.0 | -55.64 | 141.00 | Vertical | Vertical | Pass |
| 1853.600 | -38.37 | -4.36 | -13.0 | -25.37 | 1.00 | Vertical | Vertical | N/A |
| 1934.000 | -39.90 | -3.81 | -13.0 | -26.90 | 332.00 | Vertical | Vertical | N/A |
| 6987.600 | -41.15 | 13.63 | -13.0 | -28.15 | 148.00 | Vertical | Vertical | Pass |
| 17379.125 | -33.60 | 22.19 | -13.0 | -20.60 | 180.00 | Vertical | Vertical | Pass |

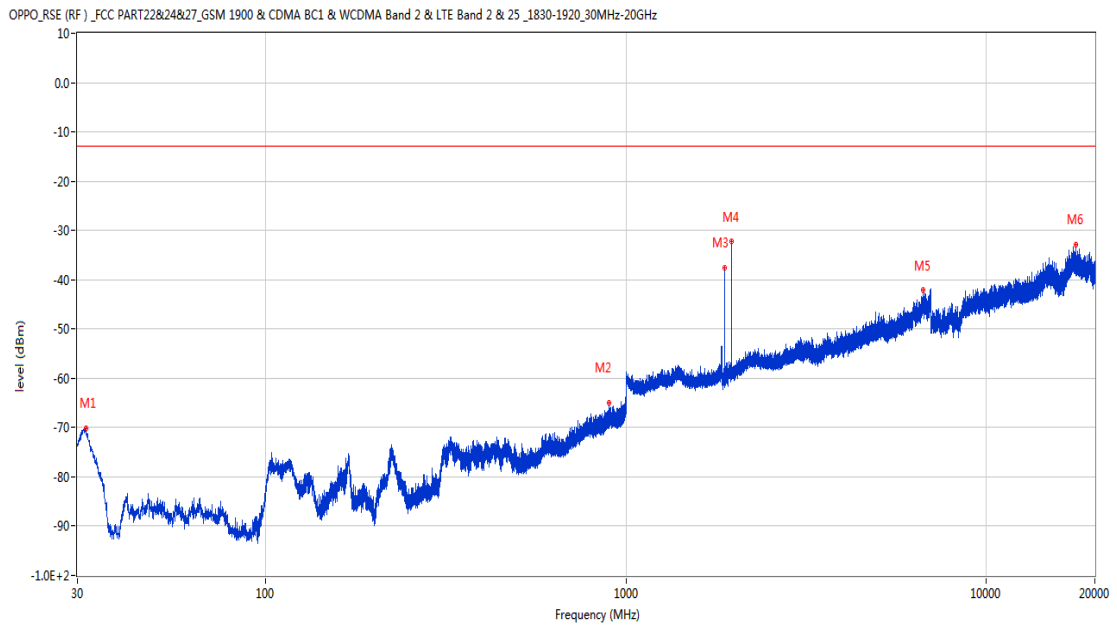
RSE-V&H WCDMA Band 2 CH9262



| Frequency (MHz) | Result (dBm) | Factor (dB) | PK Limit (dBm) | Over Limit (dB) | Table (o) | ANT | EUT | Verdict |
|-----------------|--------------|-------------|----------------|-----------------|-----------|----------|------------|---------|
| 33.977 | -69.87 | -18.18 | -13.0 | -56.87 | 237.00 | Vertical | Horizontal | Pass |
| 792.177 | -66.84 | 1.67 | -13.0 | -53.84 | 220.00 | Vertical | Horizontal | Pass |
| 1853.800 | -42.36 | -4.36 | -13.0 | -29.36 | 41.00 | Vertical | Horizontal | N/A |
| 1932.400 | -41.72 | -3.80 | -13.0 | -28.72 | 213.00 | Vertical | Horizontal | N/A |
| 6986.800 | -41.27 | 13.70 | -13.0 | -28.27 | 337.00 | Vertical | Horizontal | Pass |
| 17412.475 | -33.71 | 22.68 | -13.0 | -20.71 | 157.00 | Vertical | Horizontal | Pass |

5.2 WCDMA Band 2 Middle Channel

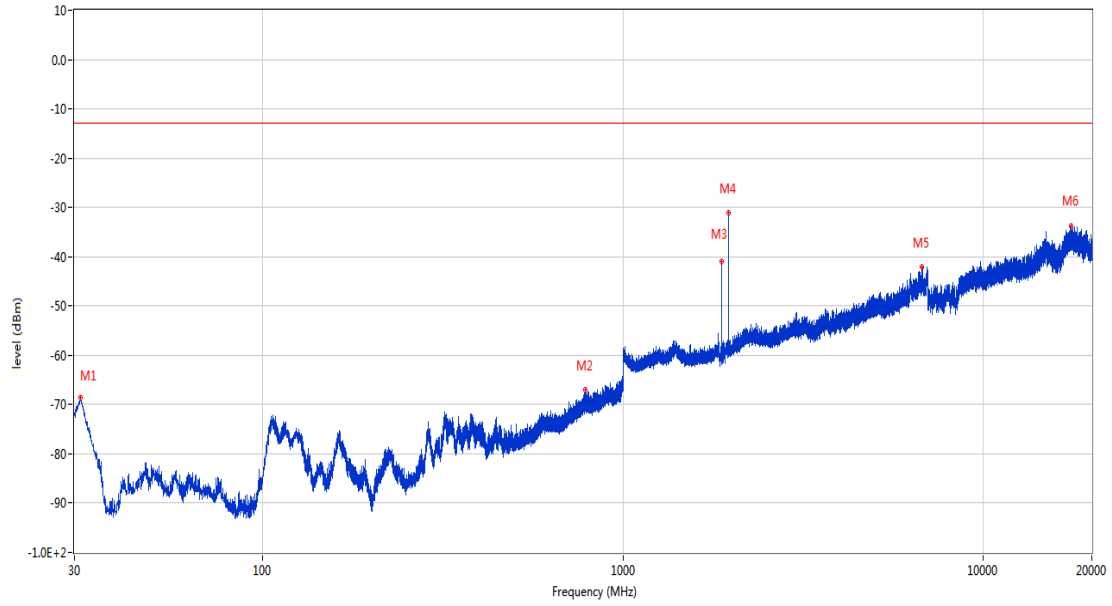
RSE-H&H WCDMA Band 2 CH9400



| Frequency (MHz) | Result (dBm) | Factor (dB) | PK Limit (dBm) | Over Limit (dB) | Table (o) | ANT | EUT | Verdict |
|-----------------|--------------|-------------|----------------|-----------------|-----------|------------|------------|---------|
| 31.698 | -70.05 | -17.60 | -13.0 | -57.05 | 160.00 | Horizontal | Horizontal | Pass |
| 896.307 | -65.07 | 3.41 | -13.0 | -52.07 | 230.00 | Horizontal | Horizontal | Pass |
| 1879.000 | -37.51 | -4.04 | -13.0 | -24.51 | 353.00 | Horizontal | Horizontal | N/A |
| 1960.000 | -32.10 | -4.68 | -13.0 | -19.10 | 315.00 | Horizontal | Horizontal | N/A |
| 6658.600 | -42.08 | 11.48 | -13.0 | -29.08 | 129.00 | Horizontal | Horizontal | Pass |
| 17668.762 | -32.93 | 21.32 | -13.0 | -19.93 | 186.00 | Horizontal | Horizontal | Pass |

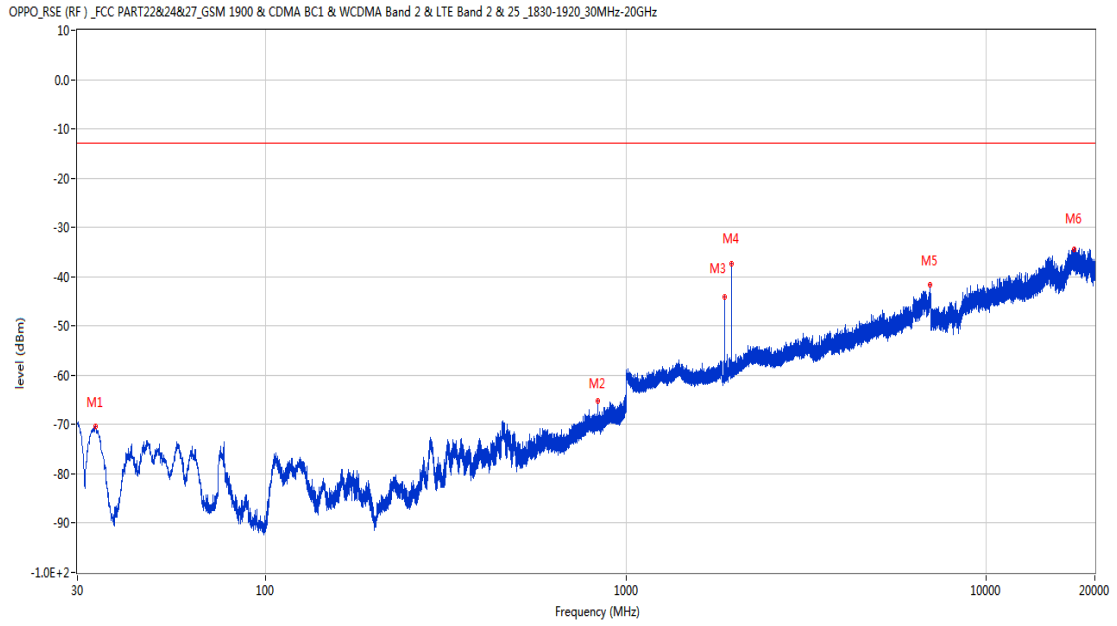
RSE-H&V WCDMA Band 2 CH9400

OPPO_RSE (RF) _ FCC PART22&24&27_GSM 1900 & CDMA BC1 & WCDMA Band 2 & LTE Band 2 & 25_1830-1920_30MHz-20GHz



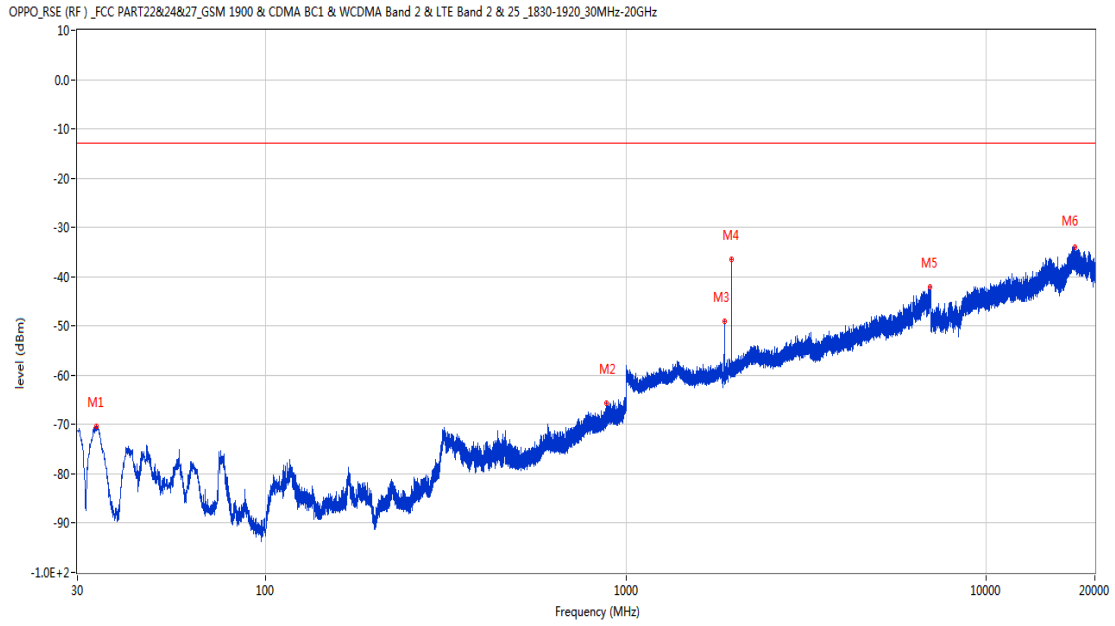
| Frequency (MHz) | Result (dBm) | Factor (dB) | PK Limit (dBm) | Over Limit (dB) | Table (o) | ANT | EUT | Verdict |
|-----------------|--------------|-------------|----------------|-----------------|-----------|------------|----------|---------|
| 31.261 | -68.49 | -18.69 | -13.0 | -55.49 | 139.00 | Horizontal | Vertical | Pass |
| 784.999 | -67.08 | 1.86 | -13.0 | -54.08 | 360.00 | Horizontal | Vertical | Pass |
| 1879.500 | -40.99 | -4.04 | -13.0 | -27.99 | 332.00 | Horizontal | Vertical | N/A |
| 1959.100 | -31.09 | -4.67 | -13.0 | -18.09 | 219.00 | Horizontal | Vertical | N/A |
| 6739.200 | -42.19 | 12.06 | -13.0 | -29.19 | 97.00 | Horizontal | Vertical | Pass |
| 17564.000 | -33.80 | 22.41 | -13.0 | -20.80 | 363.00 | Horizontal | Vertical | Pass |

RSE-V&V WCDMA Band 2 CH9400



| Frequency (MHz) | Result (dBm) | Factor (dB) | PK Limit (dBm) | Over Limit (dB) | Table (o) | ANT | EUT | Verdict |
|-----------------|--------------|-------------|----------------|-----------------|-----------|----------|----------|---------|
| 33.734 | -70.43 | -17.84 | -13.0 | -57.43 | 301.00 | Vertical | Vertical | Pass |
| 833.111 | -65.31 | 1.55 | -13.0 | -52.31 | 239.00 | Vertical | Vertical | Pass |
| 1879.200 | -44.13 | -4.04 | -13.0 | -31.13 | 276.00 | Vertical | Vertical | N/A |
| 1960.600 | -37.30 | -4.69 | -13.0 | -24.30 | 298.00 | Vertical | Vertical | N/A |
| 6993.800 | -41.69 | 13.64 | -13.0 | -28.69 | 151.00 | Vertical | Vertical | Pass |
| 17549.500 | -34.49 | 22.51 | -13.0 | -21.49 | 307.00 | Vertical | Vertical | Pass |

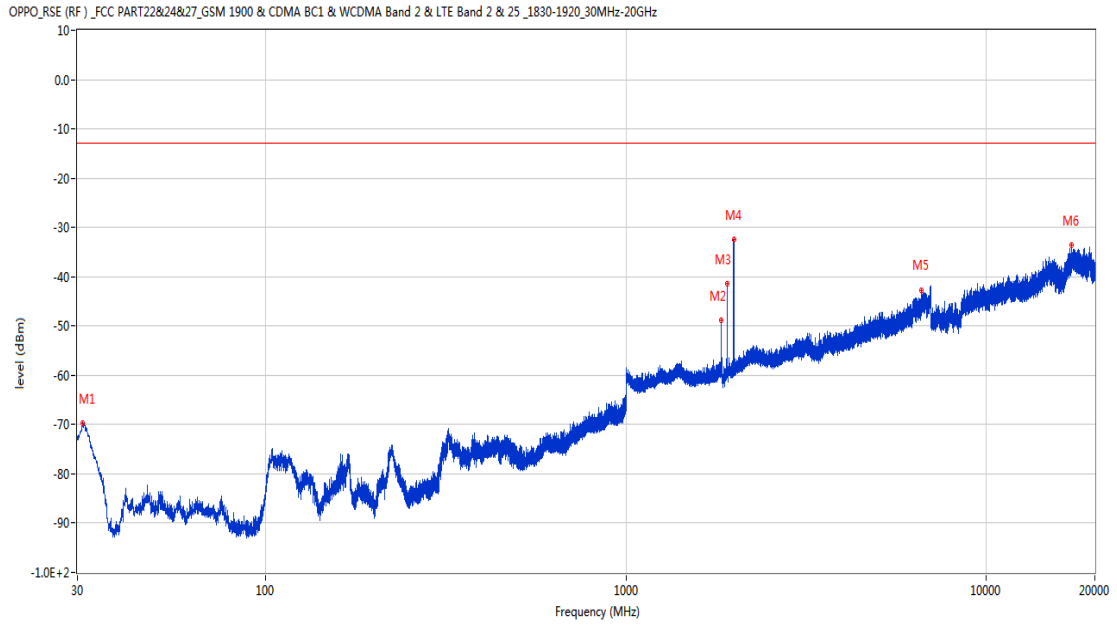
RSE-V&H WCDMA Band 2 CH9400



| Frequency (MHz) | Result (dBm) | Factor (dB) | PK Limit (dBm) | Over Limit (dB) | Table (o) | ANT | EUT | Verdict |
|-----------------|--------------|-------------|----------------|-----------------|-----------|----------|------------|---------|
| 33.831 | -70.29 | -17.98 | -13.0 | -57.29 | 335.00 | Vertical | Horizontal | Pass |
| 880.399 | -65.63 | 2.63 | -13.0 | -52.63 | 56.00 | Vertical | Horizontal | Pass |
| 1879.400 | -49.09 | -4.04 | -13.0 | -36.09 | 11.00 | Vertical | Horizontal | N/A |
| 1960.300 | -36.56 | -4.69 | -13.0 | -23.56 | 279.00 | Vertical | Horizontal | N/A |
| 6982.000 | -41.99 | 13.87 | -13.0 | -28.99 | 255.00 | Vertical | Horizontal | Pass |
| 17588.287 | -34.08 | 22.10 | -13.0 | -21.08 | 200.00 | Vertical | Horizontal | Pass |

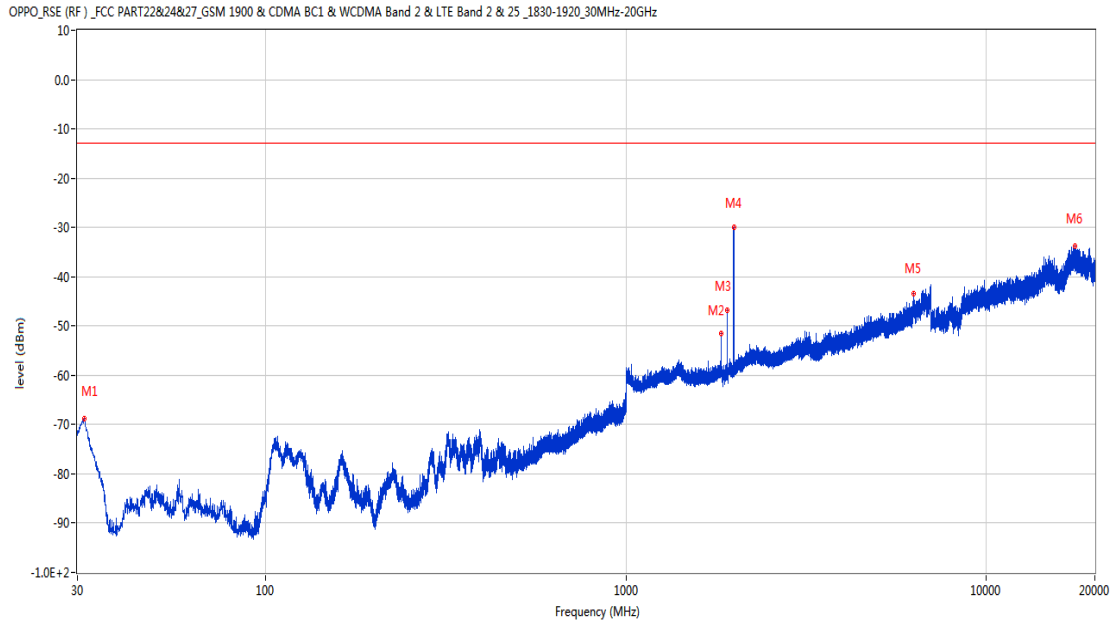
5.3 WCDMA Band 2 High Channel

RSE-H&H WCDMA Band 2 CH9538



| Frequency (MHz) | Result (dBm) | Factor (dB) | PK Limit (dBm) | Over Limit (dB) | Table (o) | ANT | EUT | Verdict |
|-----------------|--------------|-------------|----------------|-----------------|-----------|------------|------------|---------|
| 31.018 | -69.64 | -19.30 | -13.0 | -56.64 | 180.00 | Horizontal | Horizontal | Pass |
| 1831.600 | -48.84 | -4.65 | -13.0 | -35.84 | 316.00 | Horizontal | Horizontal | N/A |
| 1906.400 | -41.42 | -3.79 | -13.0 | -28.42 | 316.00 | Horizontal | Horizontal | N/A |
| 1989.300 | -32.42 | -4.47 | -13.0 | -19.42 | 218.00 | Horizontal | Horizontal | N/A |
| 6605.600 | -42.72 | 12.15 | -13.0 | -29.72 | 261.00 | Horizontal | Horizontal | Pass |
| 17223.612 | -33.50 | 20.50 | -13.0 | -20.50 | 255.00 | Horizontal | Horizontal | Pass |

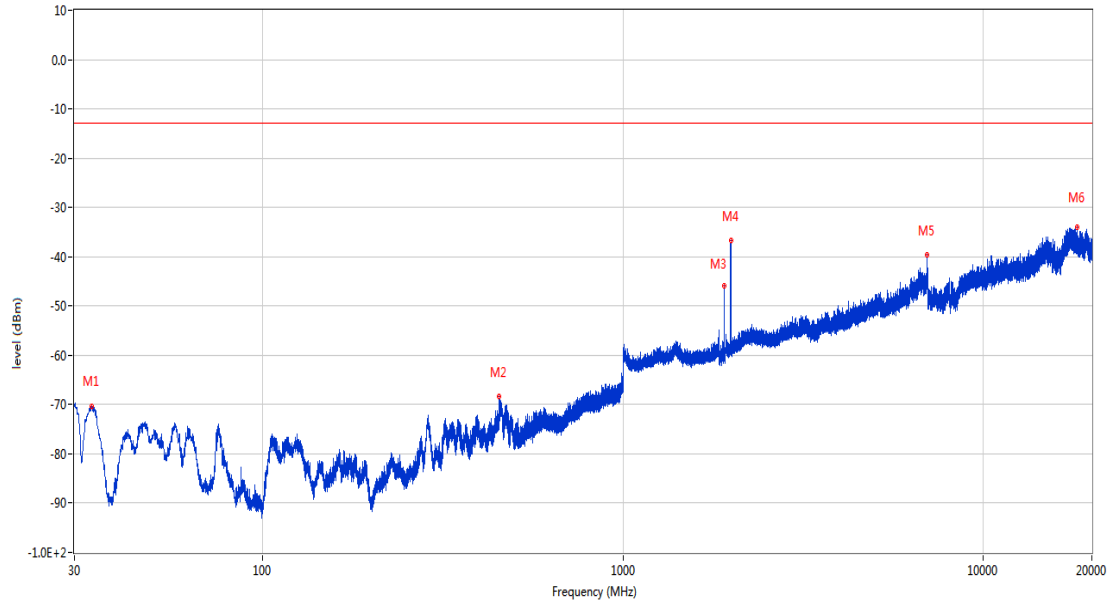
RSE-H&V WCDMA Band 2 CH9538



| Frequency (MHz) | Result (dBm) | Factor (dB) | PK Limit (dBm) | Over Limit (dB) | Table (o) | ANT | EUT | Verdict |
|-----------------|--------------|-------------|----------------|-----------------|-----------|------------|----------|---------|
| 31.358 | -68.72 | -18.45 | -13.0 | -55.72 | 150.00 | Horizontal | Vertical | Pass |
| 1836.400 | -51.57 | -4.47 | -13.0 | -38.57 | 359.00 | Horizontal | Vertical | N/A |
| 1906.800 | -46.72 | -3.79 | -13.0 | -33.72 | 176.00 | Horizontal | Vertical | N/A |
| 1989.100 | -30.02 | -4.48 | -13.0 | -17.02 | 221.00 | Horizontal | Vertical | N/A |
| 6281.400 | -43.35 | 11.29 | -13.0 | -30.35 | 286.00 | Horizontal | Vertical | Pass |
| 17647.739 | -33.73 | 21.29 | -13.0 | -20.73 | 181.00 | Horizontal | Vertical | Pass |

RSE-V&V WCDMA Band 2 CH9538

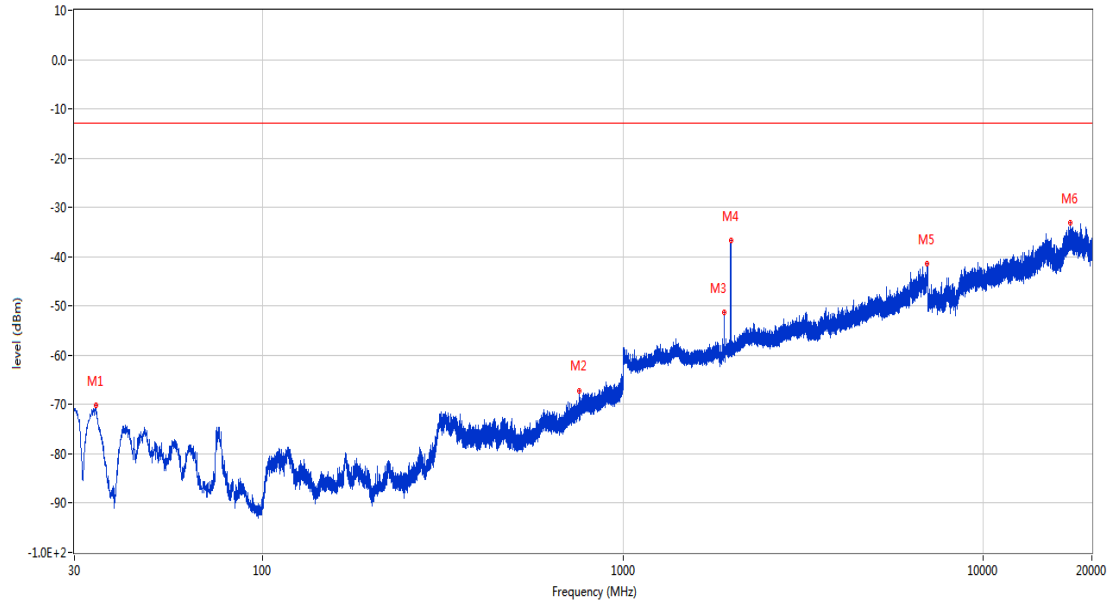
OPPO_RSE (RF) _ FCC PART22&24&27_GSM 1900 & CDMA BC1 & WCDMA Band 2 & LTE Band 2 & 25_1830-1920_30MHz-20GHz



| Frequency (MHz) | Result (dBm) | Factor (dB) | PK Limit (dBm) | Over Limit (dB) | Table (o) | ANT | EUT | Verdict |
|-----------------|--------------|-------------|----------------|-----------------|-----------|----------|----------|---------|
| 33.589 | -70.28 | -17.63 | -13.0 | -57.28 | 202.00 | Vertical | Vertical | Pass |
| 453.308 | -68.43 | -7.98 | -13.0 | -55.43 | 137.00 | Vertical | Vertical | Pass |
| 1906.900 | -45.94 | -3.79 | -13.0 | -32.94 | 19.00 | Vertical | Vertical | N/A |
| 1989.400 | -36.78 | -4.47 | -13.0 | -23.78 | 331.00 | Vertical | Vertical | N/A |
| 6984.000 | -39.72 | 13.80 | -13.0 | -26.72 | 272.00 | Vertical | Vertical | Pass |
| 18169.375 | -34.10 | 22.14 | -13.0 | -21.10 | 256.00 | Vertical | Vertical | Pass |

RSE-V&H WCDMA Band 2 CH9538

OPPO_RSE (RF) _FCC PART22&24&27_GSM 1900 & CDMA BC1 & WCDMA Band 2 & LTE Band 2 & 25_1830-1920_30MHz-20GHz

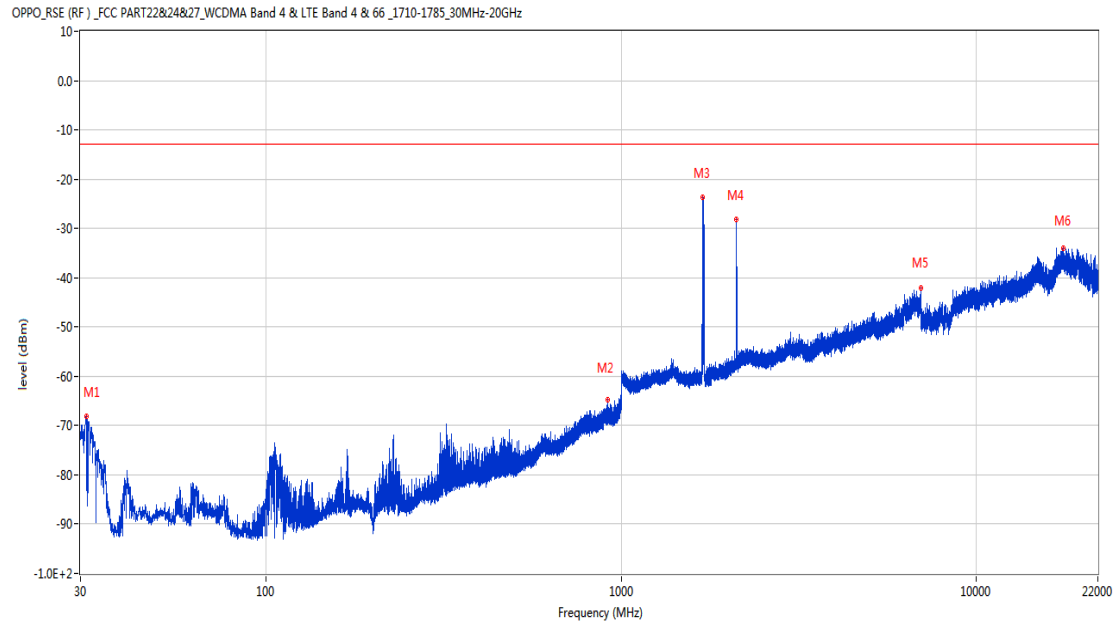


| Frequency (MHz) | Result (dBm) | Factor (dB) | PK Limit (dBm) | Over Limit (dB) | Table (o) | ANT | EUT | Verdict |
|-----------------|--------------|-------------|----------------|-----------------|-----------|----------|------------|---------|
| 34.413 | -70.21 | -18.32 | -13.0 | -57.21 | 246.00 | Vertical | Horizontal | Pass |
| 754.881 | -67.32 | 0.15 | -13.0 | -54.32 | 227.00 | Vertical | Horizontal | Pass |
| 1906.500 | -51.37 | -3.79 | -13.0 | -38.37 | 75.00 | Vertical | Horizontal | N/A |
| 1989.400 | -36.65 | -4.47 | -13.0 | -23.65 | 307.00 | Vertical | Horizontal | N/A |
| 6991.800 | -41.48 | 13.53 | -13.0 | -28.48 | 63.00 | Vertical | Horizontal | Pass |
| 17456.699 | -33.18 | 21.81 | -13.0 | -20.18 | 270.00 | Vertical | Horizontal | Pass |

6 WCDMA Band 4

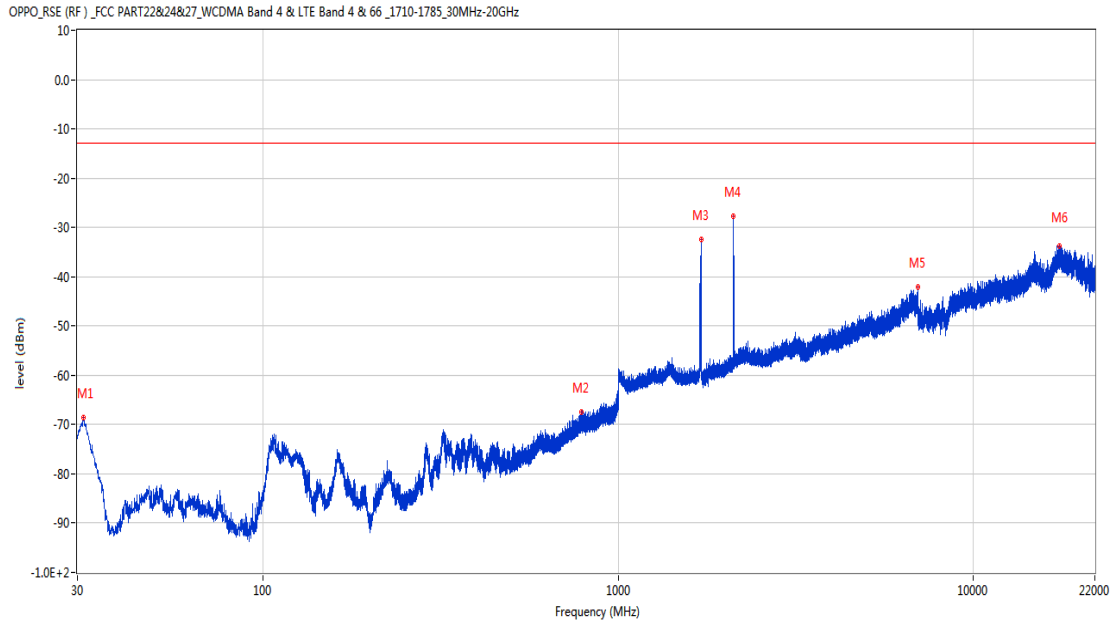
6.1 WCDMA Band 4 Low Channel

RSE-H&H WCDMA Band 4 CH1312



| Frequency (MHz) | Result (dBm) | Factor (dB) | PK Limit (dBm) | Over Limit (dB) | Table (o) | ANT | EUT | Verdict |
|-----------------|--------------|-------------|----------------|-----------------|-----------|------------|------------|---------|
| 31.261 | -68.08 | -18.69 | -13.0 | -55.08 | 114.00 | Horizontal | Horizontal | Pass |
| 915.804 | -64.79 | 3.49 | -13.0 | -51.79 | 254.00 | Horizontal | Horizontal | Pass |
| 1700.300 | -23.78 | -4.53 | -13.0 | -10.78 | 126.00 | Horizontal | Horizontal | N/A |
| 2114.100 | -28.14 | -2.89 | -13.0 | -15.14 | 227.00 | Horizontal | Horizontal | N/A |
| 6975.600 | -42.12 | 13.73 | -13.0 | -29.12 | 91.00 | Horizontal | Horizontal | Pass |
| 17615.036 | -33.96 | 21.83 | -13.0 | -20.96 | 294.00 | Horizontal | Horizontal | Pass |

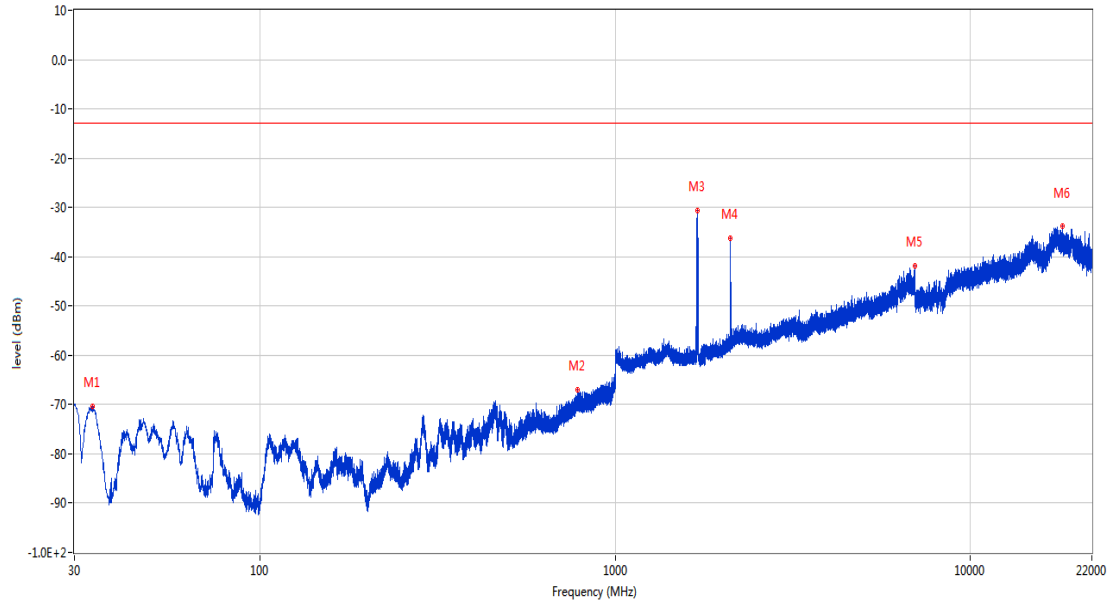
RSE-H&V WCDMA Band 4 CH1312



| Frequency (MHz) | Result (dBm) | Factor (dB) | PK Limit (dBm) | Over Limit (dB) | Table (o) | ANT | EUT | Verdict |
|-----------------|--------------|-------------|----------------|-----------------|-----------|------------|----------|---------|
| 31.164 | -68.64 | -18.94 | -13.0 | -55.64 | 147.00 | Horizontal | Vertical | Pass |
| 787.231 | -67.45 | 1.88 | -13.0 | -54.45 | 324.00 | Horizontal | Vertical | Pass |
| 1712.100 | -32.41 | -4.53 | -13.0 | -19.41 | 333.00 | Horizontal | Vertical | N/A |
| 2112.700 | -27.76 | -2.88 | -13.0 | -14.76 | 204.00 | Horizontal | Vertical | N/A |
| 6987.400 | -42.10 | 13.65 | -13.0 | -29.10 | 27.00 | Horizontal | Vertical | Pass |
| 17452.700 | -33.84 | 21.88 | -13.0 | -20.84 | 42.00 | Horizontal | Vertical | Pass |

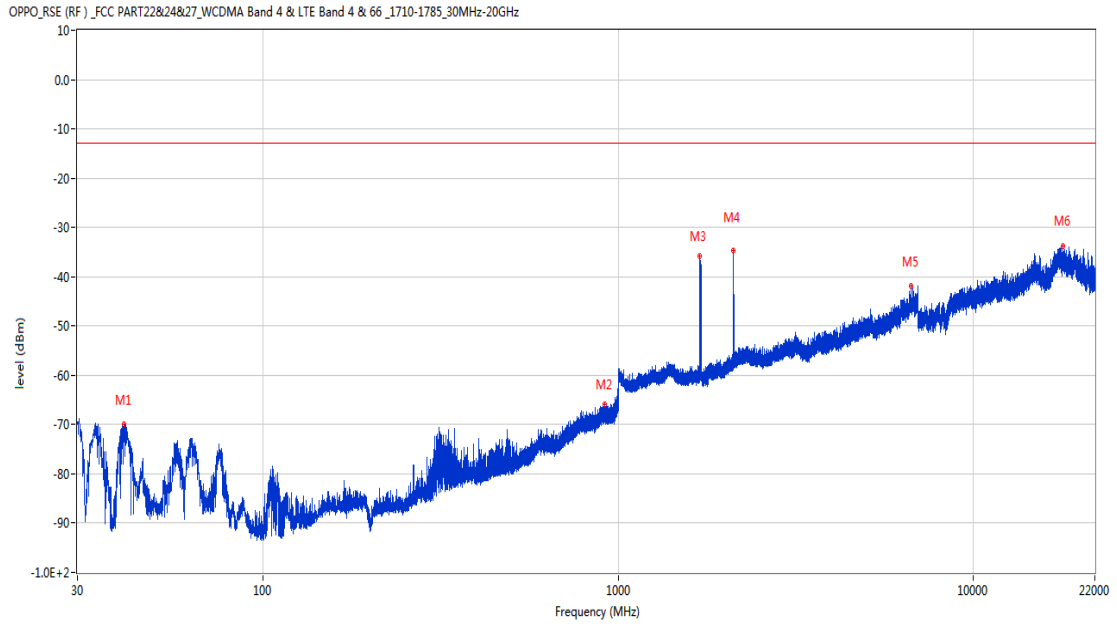
RSE-V&V WCDMA Band 4 CH1312

OPPO_RSE (RF)_FCC PART22&24&27_WCDMA Band 4 & LTE Band 4 & 66_1710-1785_30MHz-20GHz



| Frequency (MHz) | Result (dBm) | Factor (dB) | PK Limit (dBm) | Over Limit (dB) | Table (o) | ANT | EUT | Verdict |
|-----------------|--------------|-------------|----------------|-----------------|-----------|----------|----------|---------|
| 33.831 | -70.47 | -17.97 | -13.0 | -57.47 | 311.00 | Vertical | Vertical | Pass |
| 782.332 | -67.09 | 1.81 | -13.0 | -54.09 | 138.00 | Vertical | Vertical | Pass |
| 1702.100 | -30.63 | -4.53 | -13.0 | -17.63 | 264.00 | Vertical | Vertical | N/A |
| 2114.200 | -36.18 | -2.89 | -13.0 | -23.18 | 324.00 | Vertical | Vertical | N/A |
| 6982.400 | -41.92 | 13.89 | -13.0 | -28.92 | 268.00 | Vertical | Vertical | Pass |
| 18238.026 | -33.79 | 21.79 | -13.0 | -20.79 | 100.00 | Vertical | Vertical | Pass |

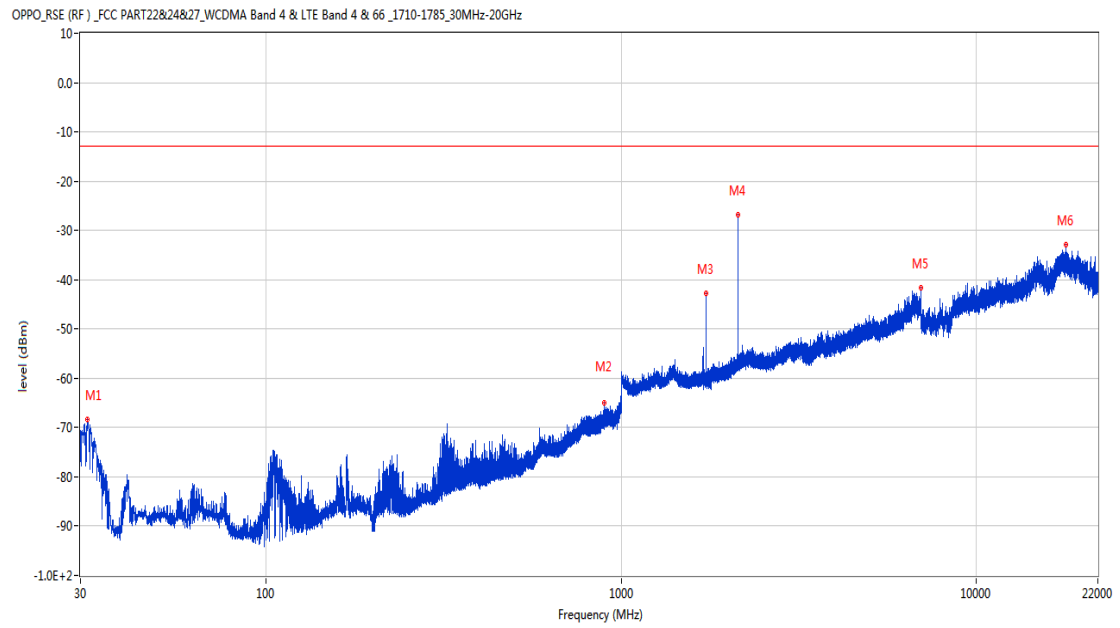
RSE-V&H WCDMA Band 4 CH1312



| Frequency (MHz) | Result (dBm) | Factor (dB) | PK Limit (dBm) | Over Limit (dB) | Table (o) | ANT | EUT | Verdict |
|-----------------|--------------|-------------|----------------|-----------------|-----------|----------|------------|---------|
| 40.621 | -70.01 | -18.13 | -13.0 | -57.01 | 125.00 | Vertical | Horizontal | Pass |
| 914.688 | -65.80 | 3.48 | -13.0 | -52.80 | 17.00 | Vertical | Horizontal | Pass |
| 1700.400 | -35.84 | -4.53 | -13.0 | -22.84 | 0.00 | Vertical | Horizontal | N/A |
| 2112.400 | -34.72 | -2.87 | -13.0 | -21.72 | 277.00 | Vertical | Horizontal | N/A |
| 6680.400 | -41.79 | 11.78 | -13.0 | -28.79 | 165.00 | Vertical | Horizontal | Pass |
| 17863.862 | -33.79 | 22.17 | -13.0 | -20.79 | 361.00 | Vertical | Horizontal | Pass |

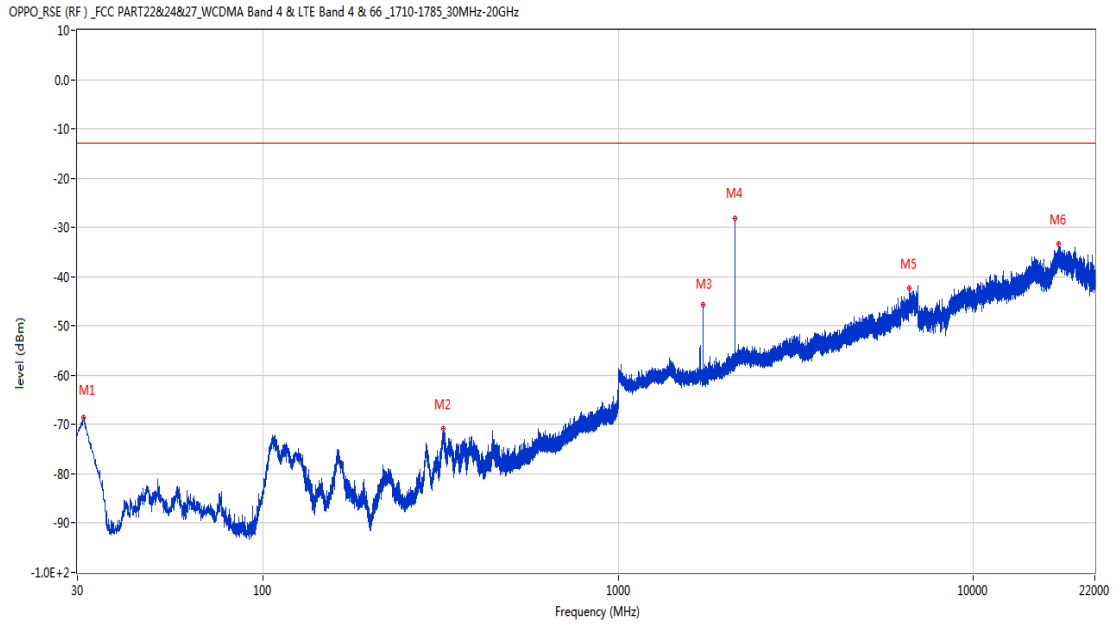
6.2 WCDMA Band 4 Middle Channel

RSE-H&H WCDMA Band 4 CH1413



| Frequency (MHz) | Result (dBm) | Factor (dB) | PK Limit (dBm) | Over Limit (dB) | Table (o) | ANT | EUT | Verdict |
|-----------------|--------------|-------------|----------------|-----------------|-----------|------------|------------|---------|
| 31.455 | -68.26 | -18.20 | -13.0 | -55.26 | 156.00 | Horizontal | Horizontal | Pass |
| 898.489 | -65.09 | 3.46 | -13.0 | -52.09 | 268.00 | Horizontal | Horizontal | Pass |
| 1733.900 | -42.76 | -4.53 | -13.0 | -29.76 | 316.00 | Horizontal | Horizontal | N/A |
| 2134.300 | -26.90 | -2.58 | -13.0 | -13.90 | 194.00 | Horizontal | Horizontal | N/A |
| 6990.000 | -41.64 | 13.46 | -13.0 | -28.64 | 230.00 | Horizontal | Horizontal | Pass |
| 17886.988 | -32.96 | 22.72 | -13.0 | -19.96 | 361.00 | Horizontal | Horizontal | Pass |

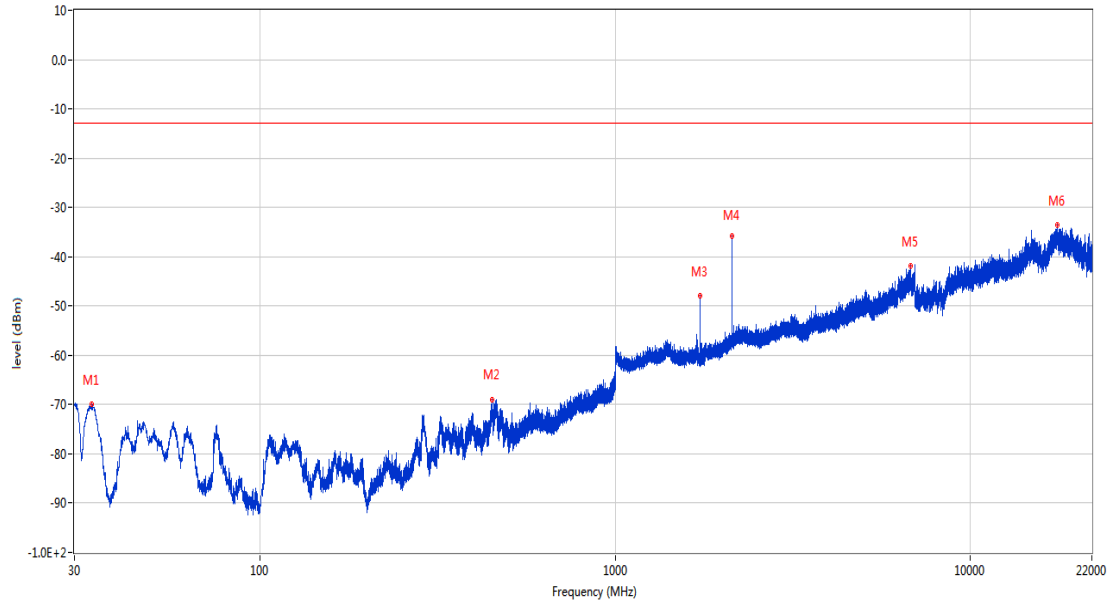
RSE-H&V WCDMA Band 4 CH1413



| Frequency (MHz) | Result (dBm) | Factor (dB) | PK Limit (dBm) | Over Limit (dB) | Table (o) | ANT | EUT | Verdict |
|-----------------|--------------|-------------|----------------|-----------------|-----------|------------|----------|---------|
| 31.212 | -68.54 | -18.82 | -13.0 | -55.54 | 118.00 | Horizontal | Vertical | Pass |
| 321.291 | -70.92 | -11.51 | -13.0 | -57.92 | 11.00 | Horizontal | Vertical | Pass |
| 1733.800 | -45.76 | -4.53 | -13.0 | -32.76 | 156.00 | Horizontal | Vertical | N/A |
| 2131.700 | -28.05 | -2.64 | -13.0 | -15.05 | 135.00 | Horizontal | Vertical | N/A |
| 6602.600 | -42.23 | 11.91 | -13.0 | -29.23 | 161.00 | Horizontal | Vertical | Pass |
| 17355.573 | -33.43 | 21.41 | -13.0 | -20.43 | 101.00 | Horizontal | Vertical | Pass |

RSE-V&V WCDMA Band 4 CH1413

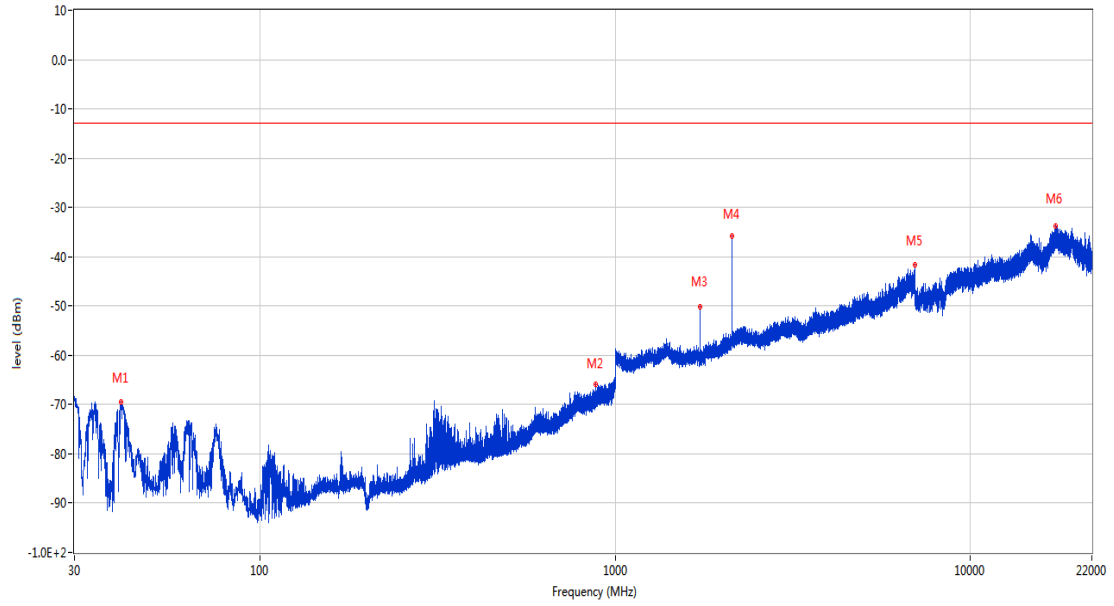
OPPO_RSE (RF)_FCC PART22&24&27_WCDMA Band 4 & LTE Band 4 & 66_1710-1785_30MHz-20GHz



| Frequency (MHz) | Result (dBm) | Factor (dB) | PK Limit (dBm) | Over Limit (dB) | Table (o) | ANT | EUT | Verdict |
|-----------------|--------------|-------------|----------------|-----------------|-----------|----------|----------|---------|
| 33.589 | -69.91 | -17.62 | -13.0 | -56.91 | 281.00 | Vertical | Vertical | Pass |
| 451.077 | -68.92 | -7.98 | -13.0 | -55.92 | 133.00 | Vertical | Vertical | Pass |
| 1733.900 | -47.99 | -4.53 | -13.0 | -34.99 | 228.00 | Vertical | Vertical | N/A |
| 2132.100 | -35.83 | -2.63 | -13.0 | -22.83 | 291.00 | Vertical | Vertical | N/A |
| 6787.600 | -41.77 | 12.30 | -13.0 | -28.77 | 220.00 | Vertical | Vertical | Pass |
| 17594.687 | -33.46 | 22.03 | -13.0 | -20.46 | 220.00 | Vertical | Vertical | Pass |

RSE-V&H WCDMA Band 4 CH1413

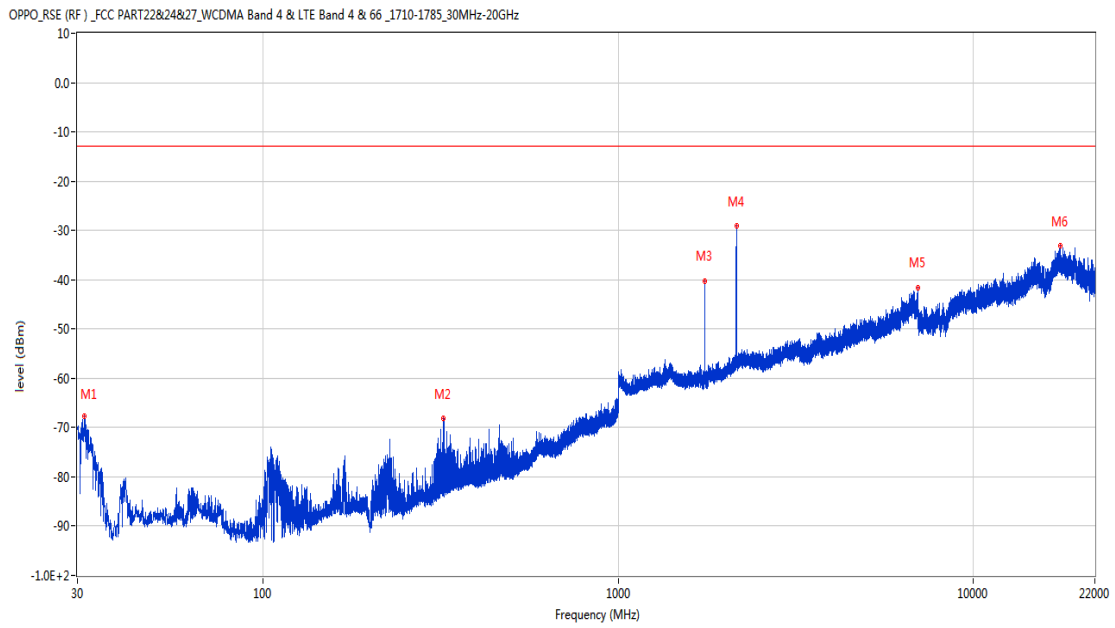
OPPO_RSE (RF) _ FCC PART22&24&27_WCDMA Band 4 & LTE Band 4 & 66 _1710-1785_30MHz-20GHz



| Frequency (MHz) | Result (dBm) | Factor (dB) | PK Limit (dBm) | Over Limit (dB) | Table (o) | ANT | EUT | Verdict |
|-----------------|--------------|-------------|----------------|-----------------|-----------|----------|------------|---------|
| 40.621 | -69.56 | -18.13 | -13.0 | -56.56 | 49.00 | Vertical | Horizontal | Pass |
| 882.824 | -65.86 | 2.74 | -13.0 | -52.86 | 355.00 | Vertical | Horizontal | Pass |
| 1733.500 | -50.07 | -4.53 | -13.0 | -37.07 | 25.00 | Vertical | Horizontal | N/A |
| 2132.600 | -35.80 | -2.62 | -13.0 | -22.80 | 250.00 | Vertical | Horizontal | N/A |
| 6984.800 | -41.62 | 13.72 | -13.0 | -28.62 | 145.00 | Vertical | Horizontal | Pass |
| 17371.763 | -33.78 | 21.93 | -13.0 | -20.78 | 322.00 | Vertical | Horizontal | Pass |

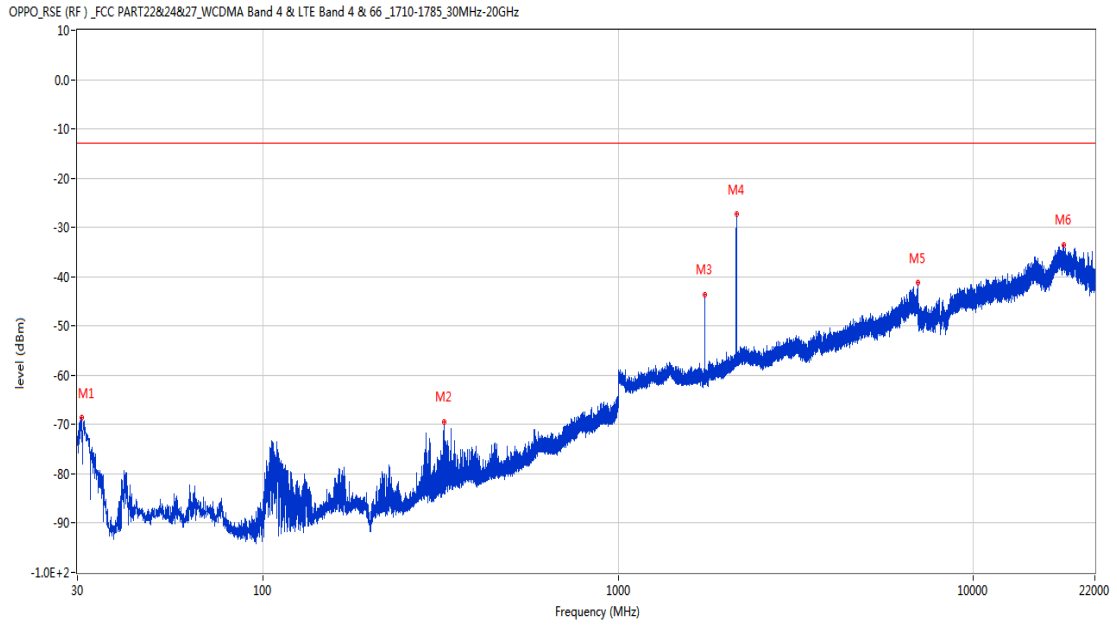
6.3 WCDMA Band 4 High Channel

RSE-H&H WCDMA Band 4 CH1513



| Frequency (MHz) | Result (dBm) | Factor (dB) | PK Limit (dBm) | Over Limit (dB) | Table (o) | ANT | EUT | Verdict |
|-----------------|--------------|-------------|----------------|-----------------|-----------|------------|------------|---------|
| 31.358 | -67.74 | -18.44 | -13.0 | -54.74 | 191.00 | Horizontal | Horizontal | Pass |
| 321.970 | -68.11 | -11.49 | -13.0 | -55.11 | 252.00 | Horizontal | Horizontal | Pass |
| 1751.700 | -40.23 | -4.52 | -13.0 | -27.23 | 337.00 | Horizontal | Horizontal | N/A |
| 2154.500 | -29.06 | -2.35 | -13.0 | -16.06 | 130.00 | Horizontal | Horizontal | N/A |
| 6990.600 | -41.69 | 13.48 | -13.0 | -28.69 | 209.00 | Horizontal | Horizontal | Pass |
| 17598.849 | -33.19 | 21.98 | -13.0 | -20.19 | 263.00 | Horizontal | Horizontal | Pass |

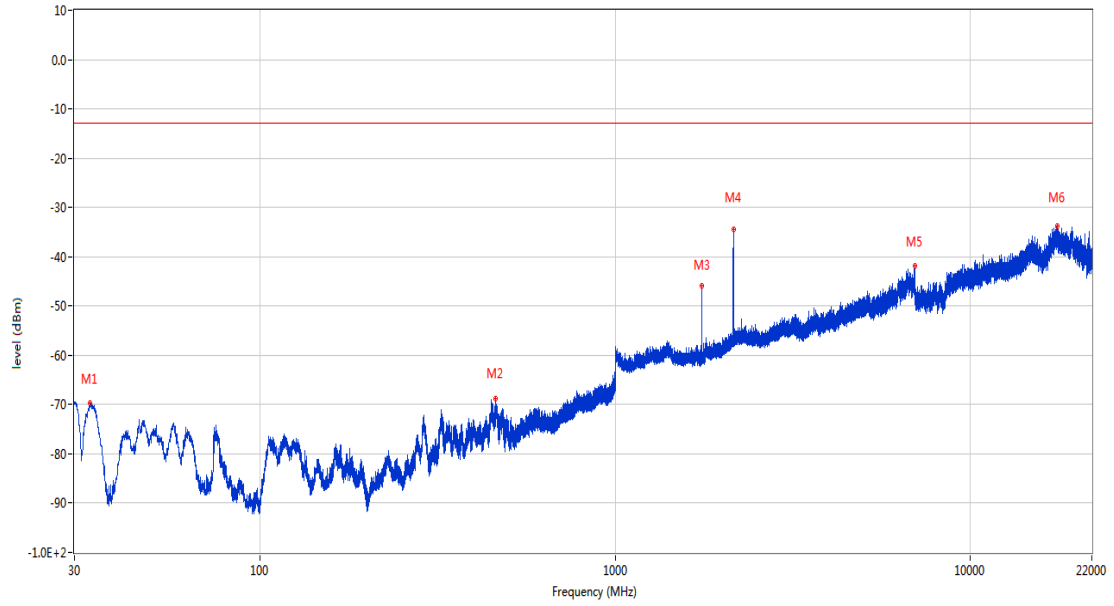
RSE-H&V WCDMA Band 4 CH1513



| Frequency (MHz) | Result (dBm) | Factor (dB) | PK Limit (dBm) | Over Limit (dB) | Table (o) | ANT | EUT | Verdict |
|-----------------|--------------|-------------|----------------|-----------------|-----------|------------|----------|---------|
| 30.873 | -68.61 | -19.38 | -13.0 | -55.61 | 133.00 | Horizontal | Vertical | Pass |
| 322.746 | -69.37 | -11.47 | -13.0 | -56.37 | 27.00 | Horizontal | Vertical | Pass |
| 1751.600 | -43.58 | -4.52 | -13.0 | -30.58 | 167.00 | Horizontal | Vertical | N/A |
| 2152.800 | -27.15 | -2.35 | -13.0 | -14.15 | 125.00 | Horizontal | Vertical | N/A |
| 6983.000 | -41.25 | 13.90 | -13.0 | -28.25 | 237.00 | Horizontal | Vertical | Pass |
| 18017.413 | -33.60 | 22.93 | -13.0 | -20.60 | 254.00 | Horizontal | Vertical | Pass |

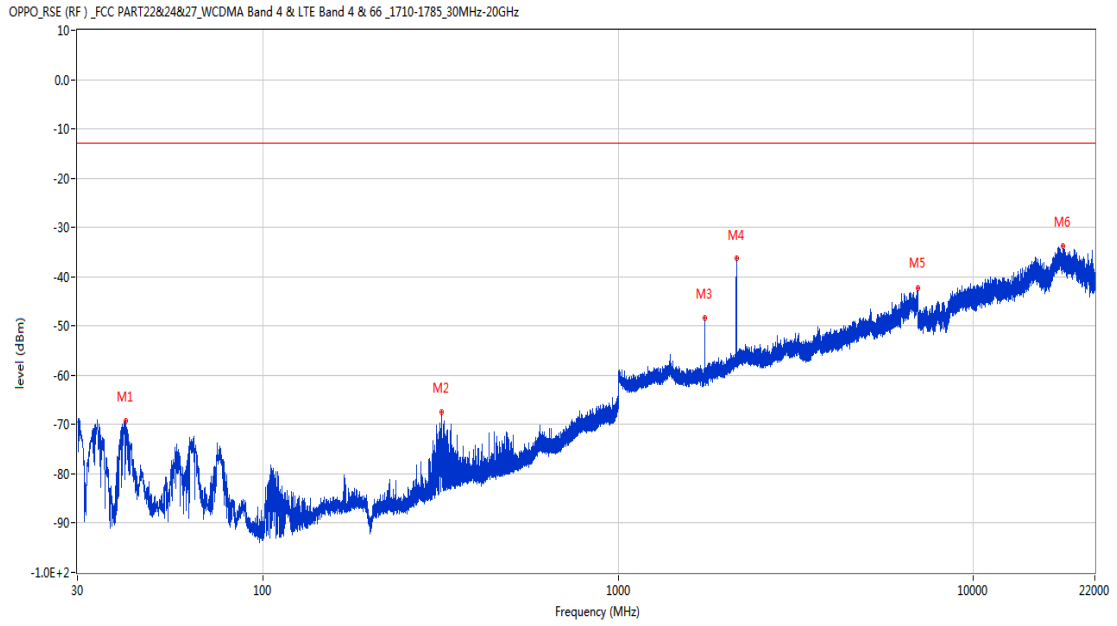
RSE-V&V WCDMA Band 4 CH1513

OPPO_RSE (RF) _ FCC PART22&24&27_WCDMA Band 4 & LTE Band 4 & 66 _1710-1785_30MHz-20GHz



| Frequency (MHz) | Result (dBm) | Factor (dB) | PK Limit (dBm) | Over Limit (dB) | Table (o) | ANT | EUT | Verdict |
|-----------------|--------------|-------------|----------------|-----------------|-----------|----------|----------|---------|
| 33.104 | -69.66 | -16.93 | -13.0 | -56.66 | 334.00 | Vertical | Vertical | Pass |
| 459.855 | -68.84 | -8.19 | -13.0 | -55.84 | 103.00 | Vertical | Vertical | Pass |
| 1751.400 | -46.01 | -4.52 | -13.0 | -33.01 | 259.00 | Vertical | Vertical | N/A |
| 2152.600 | -34.49 | -2.35 | -13.0 | -21.49 | 280.00 | Vertical | Vertical | N/A |
| 6984.200 | -41.91 | 13.78 | -13.0 | -28.91 | 184.00 | Vertical | Vertical | Pass |
| 17611.338 | -33.70 | 21.87 | -13.0 | -20.70 | 77.00 | Vertical | Vertical | Pass |

RSE-V&H WCDMA Band 4 CH1513

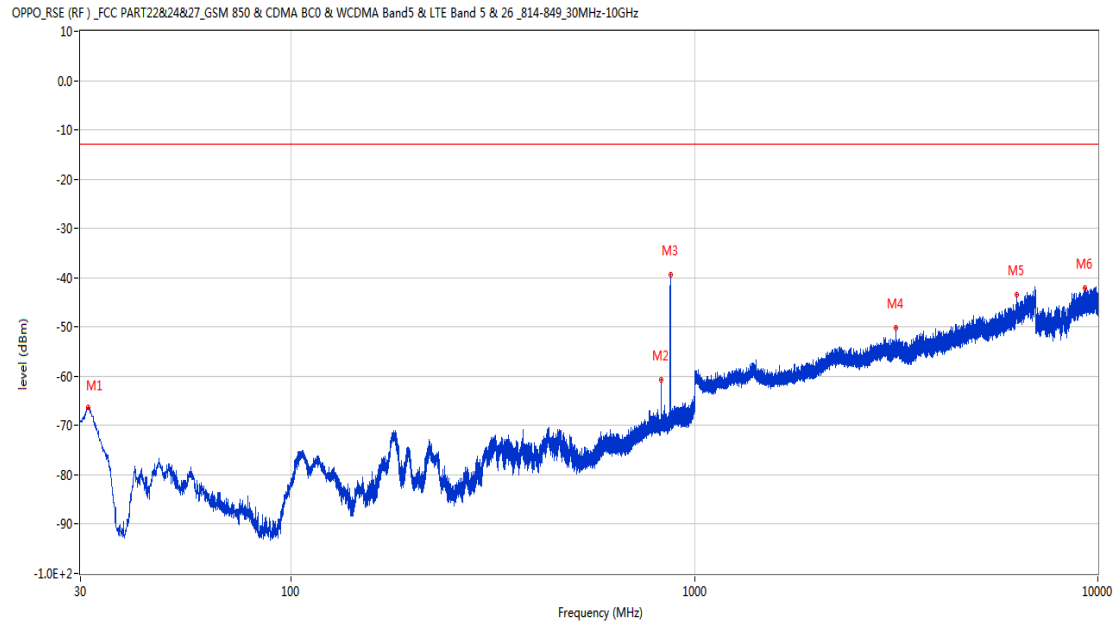


| Frequency (MHz) | Result (dBm) | Factor (dB) | PK Limit (dBm) | Over Limit (dB) | Table (o) | ANT | EUT | Verdict |
|-----------------|--------------|-------------|----------------|-----------------|-----------|----------|------------|---------|
| 41.058 | -69.33 | -17.81 | -13.0 | -56.33 | 108.00 | Vertical | Horizontal | Pass |
| 317.411 | -67.49 | -11.73 | -13.0 | -54.49 | 6.00 | Vertical | Horizontal | Pass |
| 1751.400 | -48.35 | -4.52 | -13.0 | -35.35 | 68.00 | Vertical | Horizontal | N/A |
| 2153.900 | -36.15 | -2.35 | -13.0 | -23.15 | 109.00 | Vertical | Horizontal | N/A |
| 6982.800 | -42.31 | 13.92 | -13.0 | -29.31 | 107.00 | Vertical | Horizontal | Pass |
| 17886.988 | -33.83 | 22.72 | -13.0 | -20.83 | 334.00 | Vertical | Horizontal | Pass |

7 WCDMA Band 5

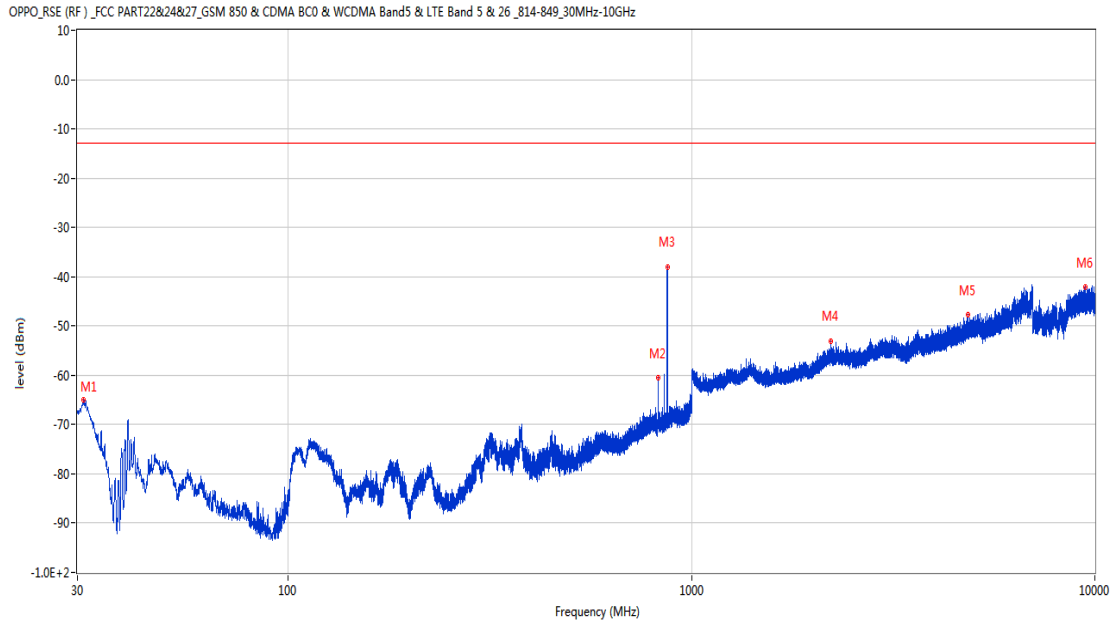
7.1 WCDMA Band 5 Low Channel

RSE-H&H WCDMA Band 5 CH4132



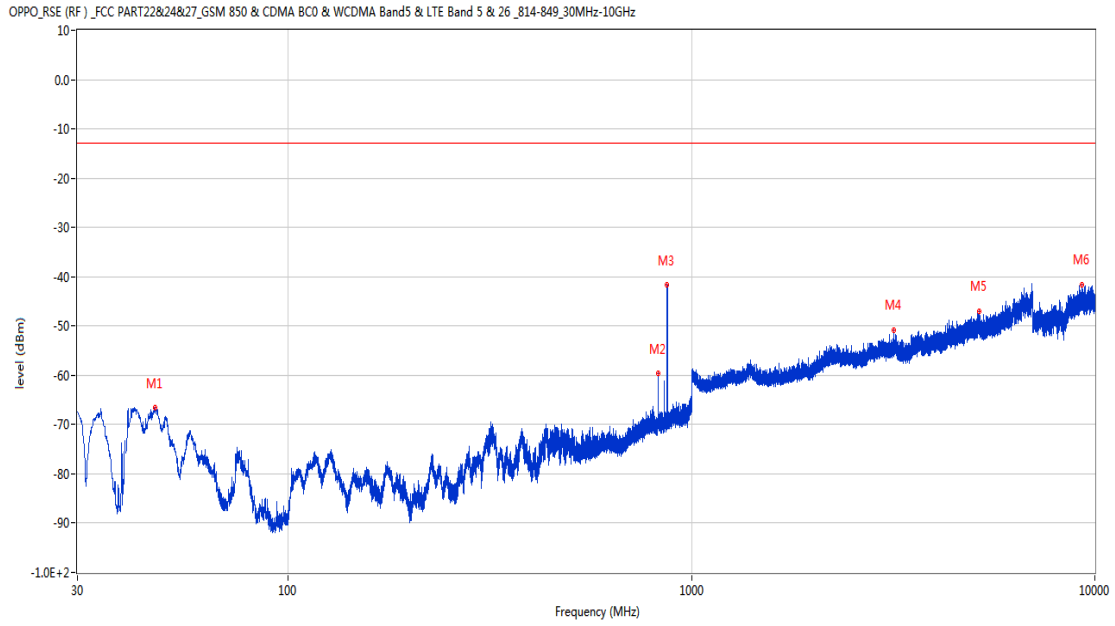
| Frequency (MHz) | Result (dBm) | Factor (dB) | PK Limit (dBm) | Over Limit (dB) | Table (o) | ANT | EUT | Verdict |
|-----------------|--------------|-------------|----------------|-----------------|-----------|------------|------------|---------|
| 31.358 | -66.30 | -18.48 | -13.0 | -53.30 | 172.00 | Horizontal | Horizontal | Pass |
| 825.351 | -60.82 | 2.25 | -13.0 | -47.82 | 289.00 | Horizontal | Horizontal | N/A |
| 872.445 | -39.45 | 2.37 | -13.0 | -26.45 | 78.00 | Horizontal | Horizontal | N/A |
| 3150.400 | -50.27 | 2.50 | -13.0 | -37.27 | 48.00 | Horizontal | Horizontal | Pass |
| 6278.600 | -43.47 | 11.26 | -13.0 | -30.47 | 73.00 | Horizontal | Horizontal | Pass |
| 9299.951 | -42.19 | 15.54 | -13.0 | -29.19 | 280.00 | Horizontal | Horizontal | Pass |

RSE-H&V WCDMA Band 5 CH4132



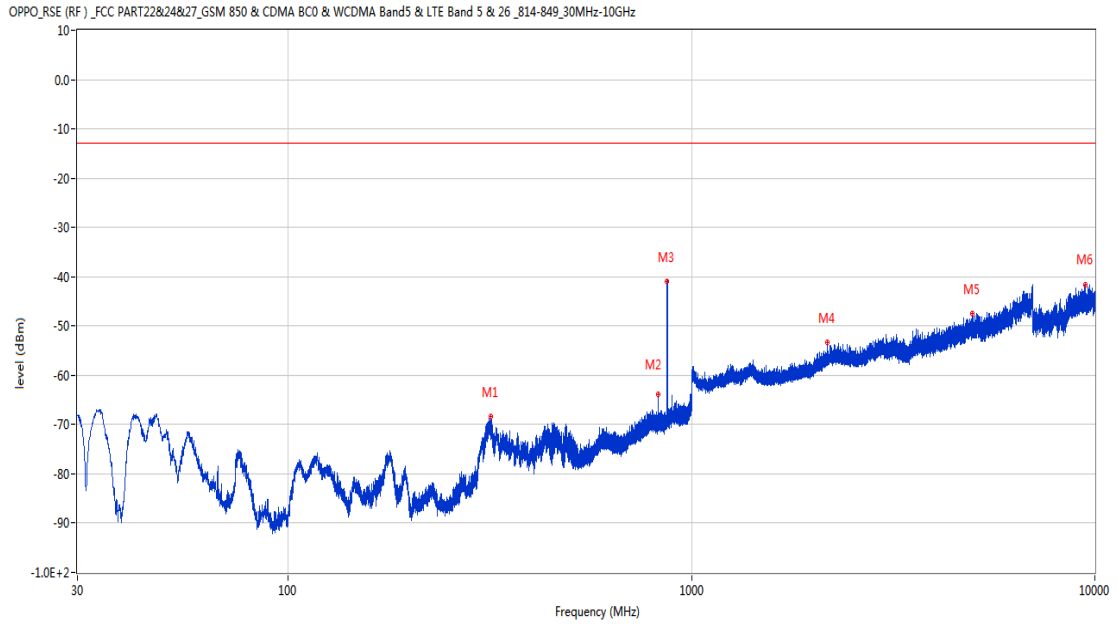
| Frequency (MHz) | Result (dBm) | Factor (dB) | PK Limit (dBm) | Over Limit (dB) | Table (o) | ANT | EUT | Verdict |
|-----------------|--------------|-------------|----------------|-----------------|-----------|------------|----------|---------|
| 31.116 | -65.03 | -19.10 | -13.0 | -52.03 | 156.00 | Horizontal | Vertical | Pass |
| 825.449 | -60.41 | 2.26 | -13.0 | -47.41 | 361.00 | Horizontal | Vertical | N/A |
| 870.554 | -37.94 | 2.38 | -13.0 | -24.94 | 176.00 | Horizontal | Vertical | N/A |
| 2213.600 | -53.03 | -1.17 | -13.0 | -40.03 | 214.00 | Horizontal | Vertical | Pass |
| 4855.200 | -47.62 | 7.10 | -13.0 | -34.62 | 82.00 | Horizontal | Vertical | Pass |
| 9472.451 | -42.01 | 16.23 | -13.0 | -29.01 | -1.00 | Horizontal | Vertical | Pass |

RSE-V&V WCDMA Band 5 CH4132



| Frequency (MHz) | Result (dBm) | Factor (dB) | PK Limit (dBm) | Over Limit (dB) | Table (o) | ANT | EUT | Verdict |
|-----------------|--------------|-------------|----------------|-----------------|-----------|----------|----------|---------|
| 46.830 | -66.64 | -17.38 | -13.0 | -53.64 | 5.00 | Vertical | Vertical | Pass |
| 825.449 | -59.52 | 2.26 | -13.0 | -46.52 | 62.00 | Vertical | Vertical | N/A |
| 869.874 | -41.65 | 2.38 | -13.0 | -28.65 | 190.00 | Vertical | Vertical | N/A |
| 3173.800 | -50.92 | 2.98 | -13.0 | -37.92 | 163.00 | Vertical | Vertical | Pass |
| 5168.200 | -47.08 | 7.46 | -13.0 | -34.08 | 321.00 | Vertical | Vertical | Pass |
| 9305.650 | -41.67 | 15.58 | -13.0 | -28.67 | 15.00 | Vertical | Vertical | Pass |

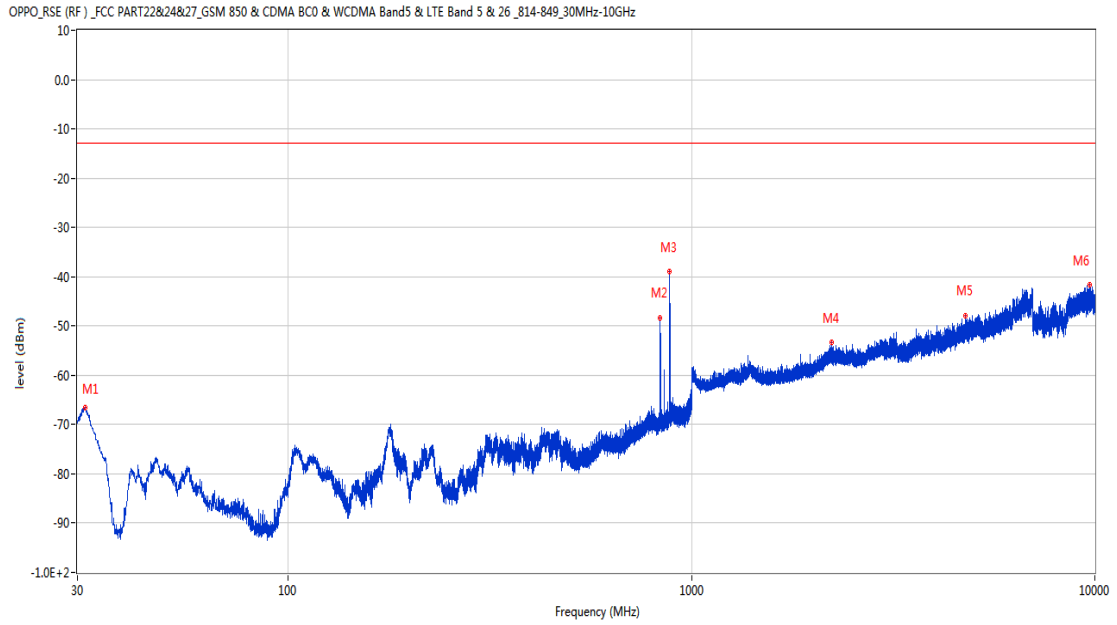
RSE-V&H WCDMA Band 5 CH4132



| Frequency (MHz) | Result (dBm) | Factor (dB) | PK Limit (dBm) | Over Limit (dB) | Table (o) | ANT | EUT | Verdict |
|-----------------|--------------|-------------|----------------|-----------------|-----------|----------|------------|---------|
| 317.750 | -68.30 | -11.82 | -13.0 | -55.30 | 11.00 | Vertical | Horizontal | Pass |
| 825.255 | -63.96 | 2.25 | -13.0 | -50.96 | 77.00 | Vertical | Horizontal | N/A |
| 870.214 | -40.94 | 2.38 | -13.0 | -27.94 | 15.00 | Vertical | Horizontal | N/A |
| 2175.800 | -53.42 | -1.58 | -13.0 | -40.42 | 74.00 | Vertical | Horizontal | Pass |
| 4956.600 | -47.53 | 7.04 | -13.0 | -34.53 | 105.00 | Vertical | Horizontal | Pass |
| 9454.599 | -41.62 | 16.64 | -13.0 | -28.62 | 74.00 | Vertical | Horizontal | Pass |

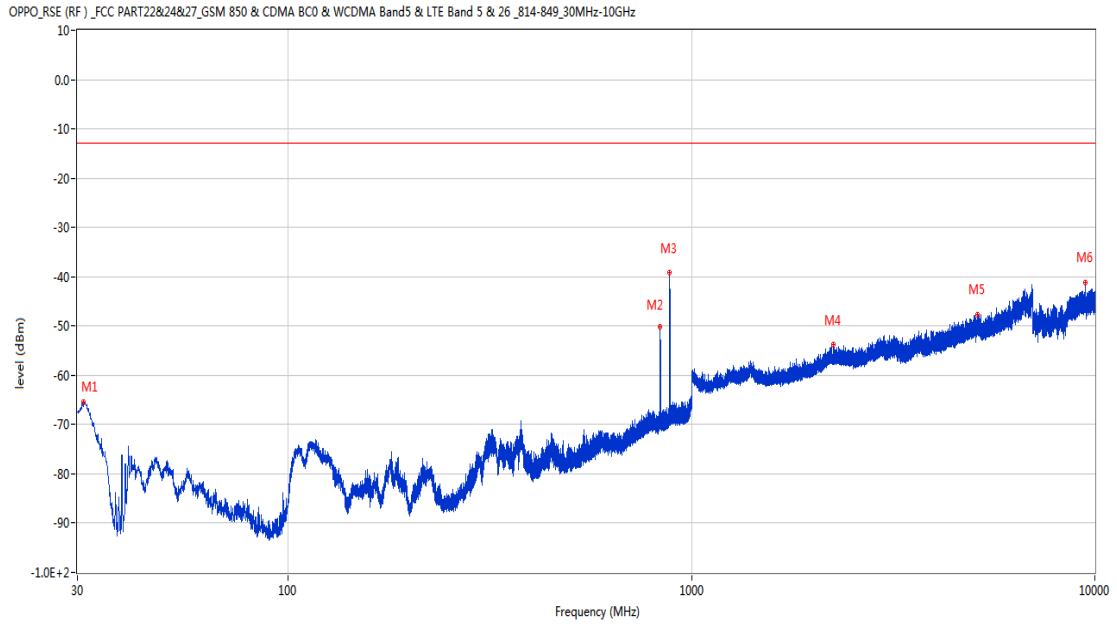
7.2 WCDMA Band 5 Middle Channel

RSE-H&H WCDMA Band 5 CH4183



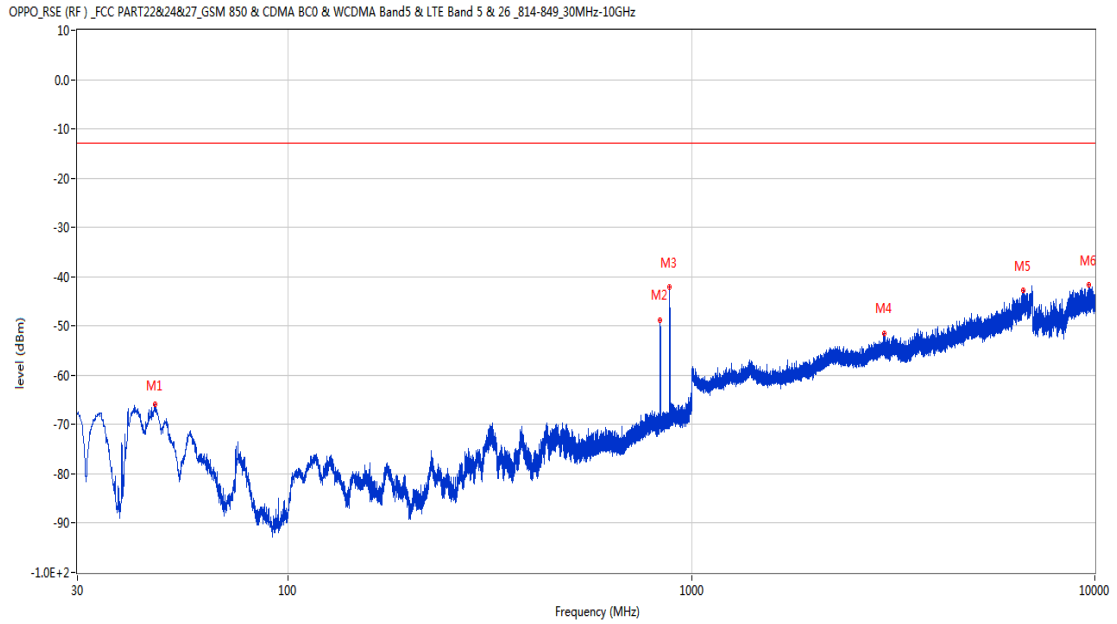
| Frequency (MHz) | Result (dBm) | Factor (dB) | PK Limit (dBm) | Over Limit (dB) | Table (o) | ANT | EUT | Verdict |
|-----------------|--------------|-------------|----------------|-----------------|-----------|------------|------------|---------|
| 31.309 | -66.45 | -18.60 | -13.0 | -53.45 | 176.00 | Horizontal | Horizontal | Pass |
| 836.458 | -48.26 | 2.59 | -13.0 | -35.26 | 72.00 | Horizontal | Horizontal | N/A |
| 881.127 | -38.88 | 2.75 | -13.0 | -25.88 | 273.00 | Horizontal | Horizontal | N/A |
| 2221.700 | -53.35 | -1.00 | -13.0 | -40.35 | 292.00 | Horizontal | Horizontal | Pass |
| 4785.400 | -47.97 | 7.41 | -13.0 | -34.97 | 140.00 | Horizontal | Horizontal | Pass |
| 9702.400 | -41.58 | 16.92 | -13.0 | -28.58 | 290.00 | Horizontal | Horizontal | Pass |

RSE-H&V WCDMA Band 5 CH4183



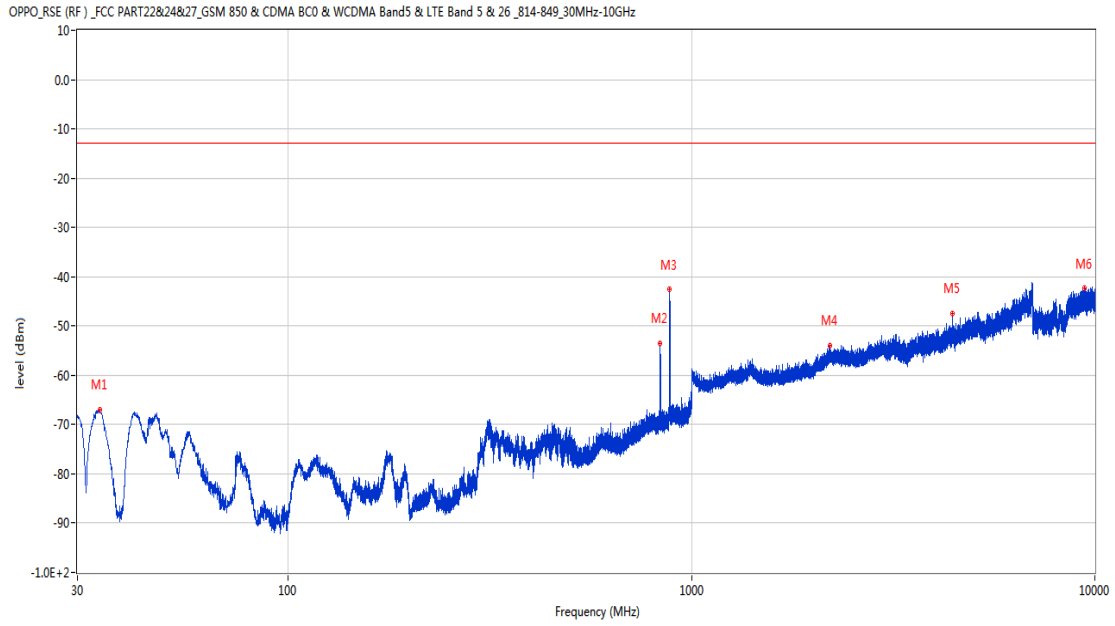
| Frequency (MHz) | Result (dBm) | Factor (dB) | PK Limit (dBm) | Over Limit (dB) | Table (o) | ANT | EUT | Verdict |
|-----------------|--------------|-------------|----------------|-----------------|-----------|------------|----------|---------|
| 31.116 | -65.48 | -19.10 | -13.0 | -52.48 | 207.00 | Horizontal | Vertical | Pass |
| 836.361 | -50.26 | 2.59 | -13.0 | -37.26 | 360.00 | Horizontal | Vertical | N/A |
| 882.145 | -39.20 | 2.87 | -13.0 | -26.20 | 360.00 | Horizontal | Vertical | N/A |
| 2249.800 | -53.86 | -1.39 | -13.0 | -40.86 | 285.00 | Horizontal | Vertical | Pass |
| 5106.000 | -47.67 | 7.67 | -13.0 | -34.67 | 273.00 | Horizontal | Vertical | Pass |
| 9476.050 | -41.30 | 16.15 | -13.0 | -28.30 | 237.00 | Horizontal | Vertical | Pass |

RSE-V&V WCDMA Band 5 CH4183



| Frequency (MHz) | Result (dBm) | Factor (dB) | PK Limit (dBm) | Over Limit (dB) | Table (o) | ANT | EUT | Verdict |
|-----------------|--------------|-------------|----------------|-----------------|-----------|----------|----------|---------|
| 46.733 | -65.96 | -17.40 | -13.0 | -52.96 | 15.00 | Vertical | Vertical | Pass |
| 836.458 | -48.76 | 2.59 | -13.0 | -35.76 | 26.00 | Vertical | Vertical | N/A |
| 880.108 | -42.13 | 2.63 | -13.0 | -29.13 | 169.00 | Vertical | Vertical | N/A |
| 3012.600 | -51.54 | 2.50 | -13.0 | -38.54 | 348.00 | Vertical | Vertical | Pass |
| 6631.400 | -42.76 | 12.13 | -13.0 | -29.76 | 212.00 | Vertical | Vertical | Pass |
| 9656.500 | -41.71 | 16.52 | -13.0 | -28.71 | 149.00 | Vertical | Vertical | Pass |

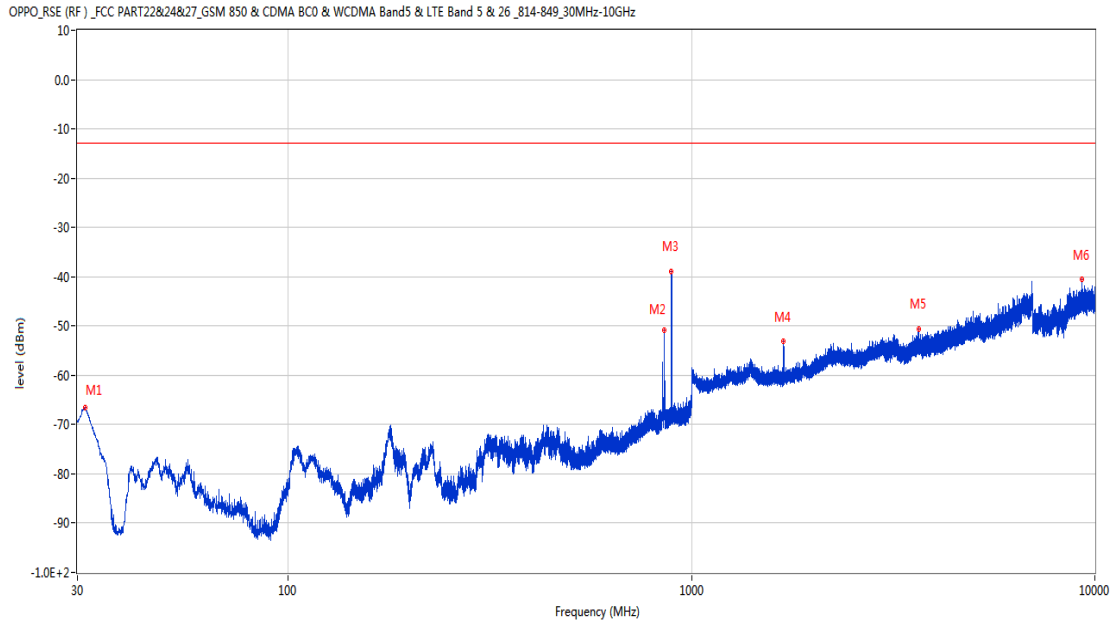
RSE-V&H WCDMA Band 5 CH4183



| Frequency (MHz) | Result (dBm) | Factor (dB) | PK Limit (dBm) | Over Limit (dB) | Table (o) | ANT | EUT | Verdict |
|-----------------|--------------|-------------|----------------|-----------------|-----------|----------|------------|---------|
| 34.123 | -67.06 | -18.23 | -13.0 | -54.06 | 292.00 | Vertical | Horizontal | Pass |
| 836.409 | -53.48 | 2.59 | -13.0 | -40.48 | 95.00 | Vertical | Horizontal | N/A |
| 882.921 | -42.59 | 2.97 | -13.0 | -29.59 | 0.00 | Vertical | Horizontal | N/A |
| 2206.600 | -53.97 | -1.25 | -13.0 | -40.97 | 75.00 | Vertical | Horizontal | Pass |
| 4441.400 | -47.48 | 6.39 | -13.0 | -34.48 | 48.00 | Vertical | Horizontal | Pass |
| 9439.750 | -42.34 | 16.46 | -13.0 | -29.34 | 218.00 | Vertical | Horizontal | Pass |

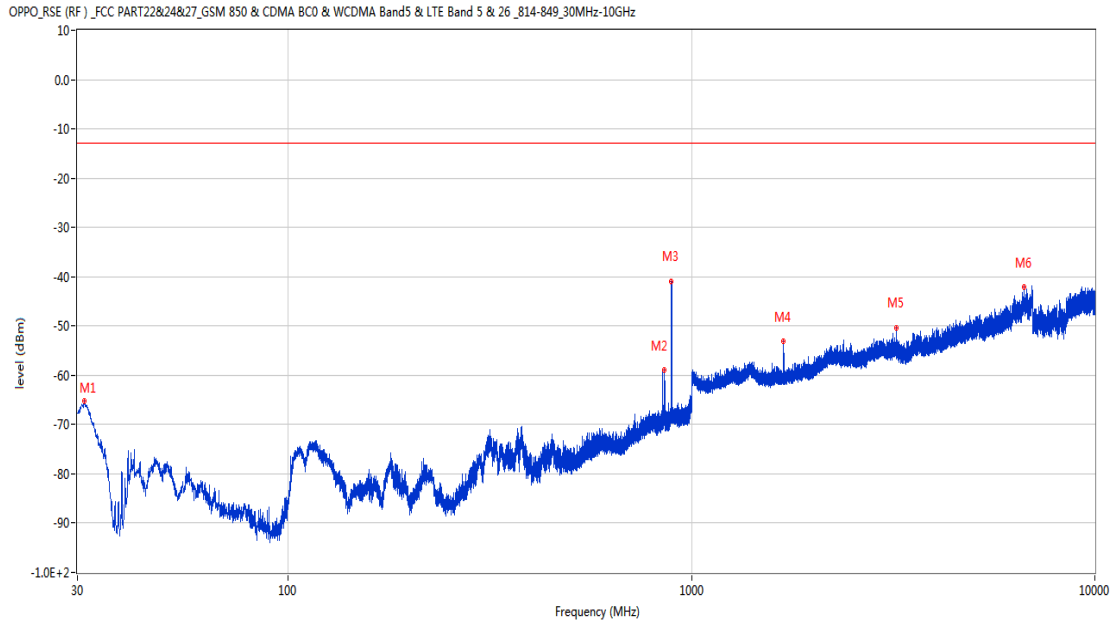
7.3 WCDMA Band 5 High Channel

RSE-H&H WCDMA Band 5 CH4233



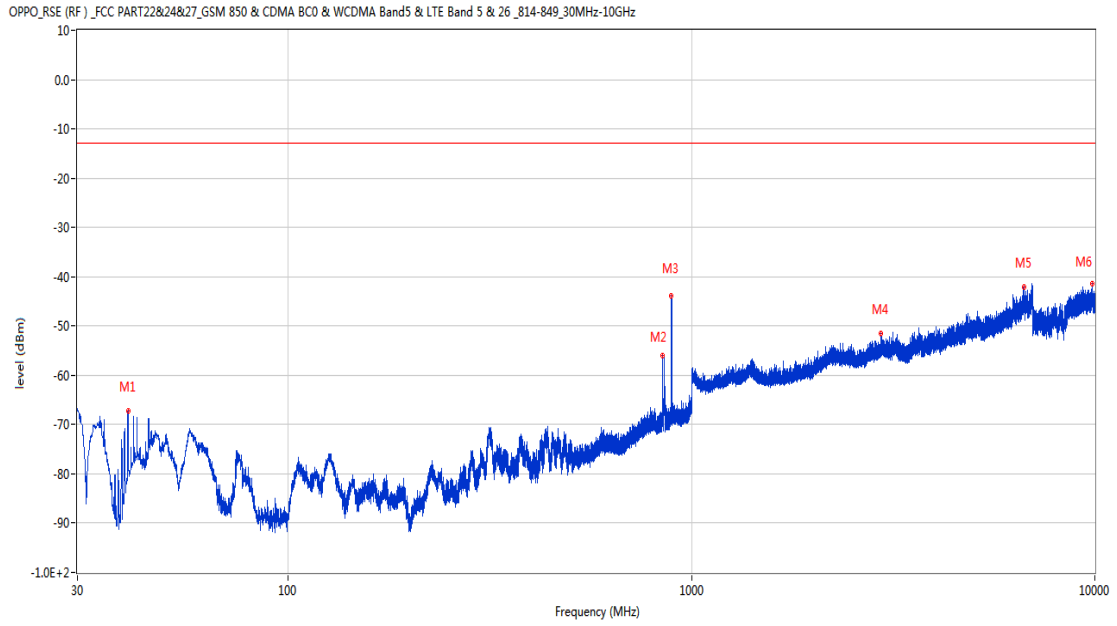
| Frequency (MHz) | Result (dBm) | Factor (dB) | PK Limit (dBm) | Over Limit (dB) | Table (o) | ANT | EUT | Verdict |
|-----------------|--------------|-------------|----------------|-----------------|-----------|------------|------------|---------|
| 31.309 | -66.60 | -18.60 | -13.0 | -53.60 | 198.00 | Horizontal | Horizontal | Pass |
| 854.500 | -50.81 | 2.32 | -13.0 | -37.81 | 343.00 | Horizontal | Horizontal | N/A |
| 890.390 | -38.84 | 3.43 | -13.0 | -25.84 | 284.00 | Horizontal | Horizontal | N/A |
| 1690.900 | -53.18 | -5.58 | -13.0 | -40.18 | 310.00 | Horizontal | Horizontal | Pass |
| 3657.000 | -50.51 | 4.05 | -13.0 | -37.51 | 170.00 | Horizontal | Horizontal | Pass |
| 9269.950 | -40.60 | 15.14 | -13.0 | -27.60 | 5.00 | Horizontal | Horizontal | Pass |

RSE-H&V WCDMA Band 5 CH4233



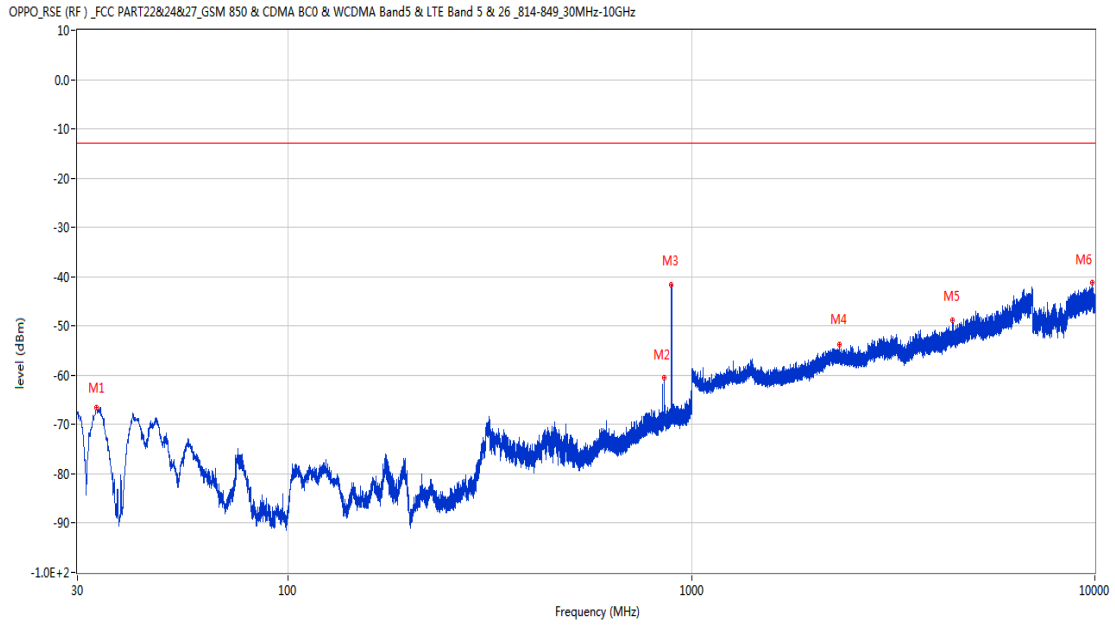
| Frequency (MHz) | Result (dBm) | Factor (dB) | PK Limit (dBm) | Over Limit (dB) | Table (o) | ANT | EUT | Verdict |
|-----------------|--------------|-------------|----------------|-----------------|-----------|------------|----------|---------|
| 31.261 | -65.31 | -18.73 | -13.0 | -52.31 | 201.00 | Horizontal | Vertical | Pass |
| 856.294 | -58.82 | 2.27 | -13.0 | -45.82 | 3.00 | Horizontal | Vertical | N/A |
| 890.196 | -40.96 | 3.42 | -13.0 | -27.96 | 361.00 | Horizontal | Vertical | N/A |
| 1691.200 | -53.10 | -5.58 | -13.0 | -40.10 | 168.00 | Horizontal | Vertical | Pass |
| 3226.600 | -50.31 | 3.81 | -13.0 | -37.31 | 222.00 | Horizontal | Vertical | Pass |
| 6684.600 | -42.15 | 12.00 | -13.0 | -29.15 | 348.00 | Horizontal | Vertical | Pass |

RSE-V&V WCDMA Band 5 CH4233



| Frequency (MHz) | Result (dBm) | Factor (dB) | PK Limit (dBm) | Over Limit (dB) | Table (o) | ANT | EUT | Verdict |
|-----------------|--------------|-------------|----------------|-----------------|-----------|----------|----------|---------|
| 40.039 | -67.28 | -18.56 | -13.0 | -54.28 | 24.00 | Vertical | Vertical | Pass |
| 846.255 | -55.89 | 2.53 | -13.0 | -42.89 | 133.00 | Vertical | Vertical | N/A |
| 890.584 | -43.97 | 3.44 | -13.0 | -30.97 | 228.00 | Vertical | Vertical | N/A |
| 2942.600 | -51.51 | 1.88 | -13.0 | -38.51 | 290.00 | Vertical | Vertical | Pass |
| 6678.200 | -41.98 | 11.76 | -13.0 | -28.98 | 202.00 | Vertical | Vertical | Pass |
| 9841.750 | -41.43 | 16.98 | -13.0 | -28.43 | 220.00 | Vertical | Vertical | Pass |

RSE-V&H WCDMA Band 5 CH4233



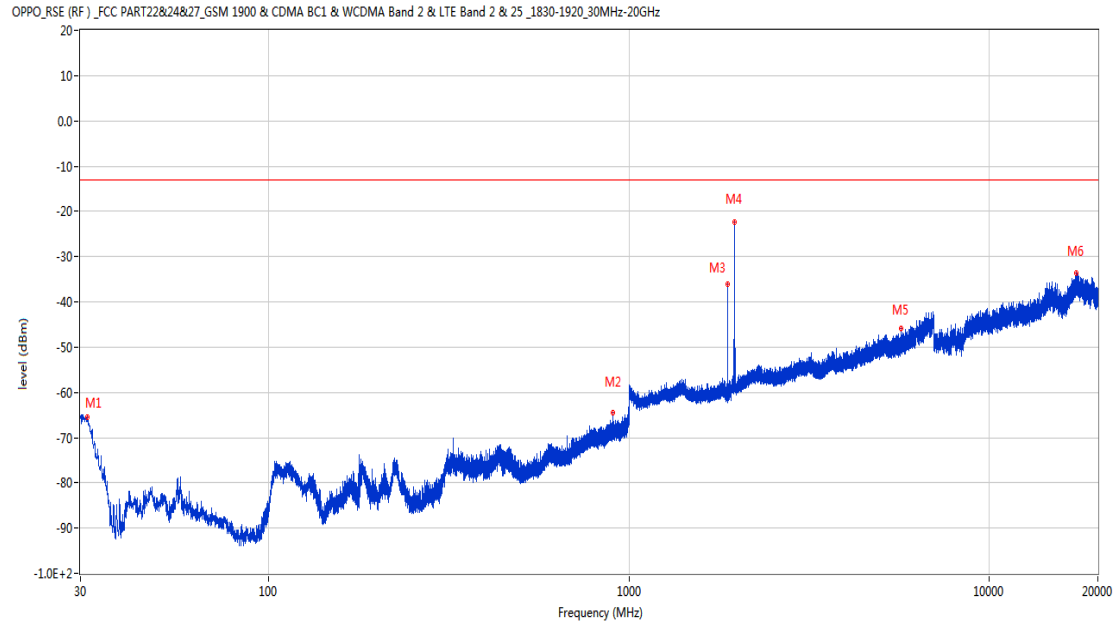
| Frequency (MHz) | Result (dBm) | Factor (dB) | PK Limit (dBm) | Over Limit (dB) | Table (o) | ANT | EUT | Verdict |
|-----------------|--------------|-------------|----------------|-----------------|-----------|----------|------------|---------|
| 33.492 | -66.65 | -17.49 | -13.0 | -53.65 | 281.00 | Vertical | Horizontal | Pass |
| 856.246 | -60.41 | 2.27 | -13.0 | -47.41 | 69.00 | Vertical | Horizontal | N/A |
| 891.700 | -41.73 | 3.50 | -13.0 | -28.73 | 229.00 | Vertical | Horizontal | N/A |
| 2321.000 | -53.79 | -1.26 | -13.0 | -40.79 | 269.00 | Vertical | Horizontal | Pass |
| 4438.600 | -48.75 | 6.33 | -13.0 | -35.75 | 172.00 | Vertical | Horizontal | Pass |
| 9844.150 | -41.15 | 16.96 | -13.0 | -28.15 | 349.00 | Vertical | Horizontal | Pass |

LTE

8 LTE Band 2

8.1 LTE Band 2 BW1.4, Middle Channel

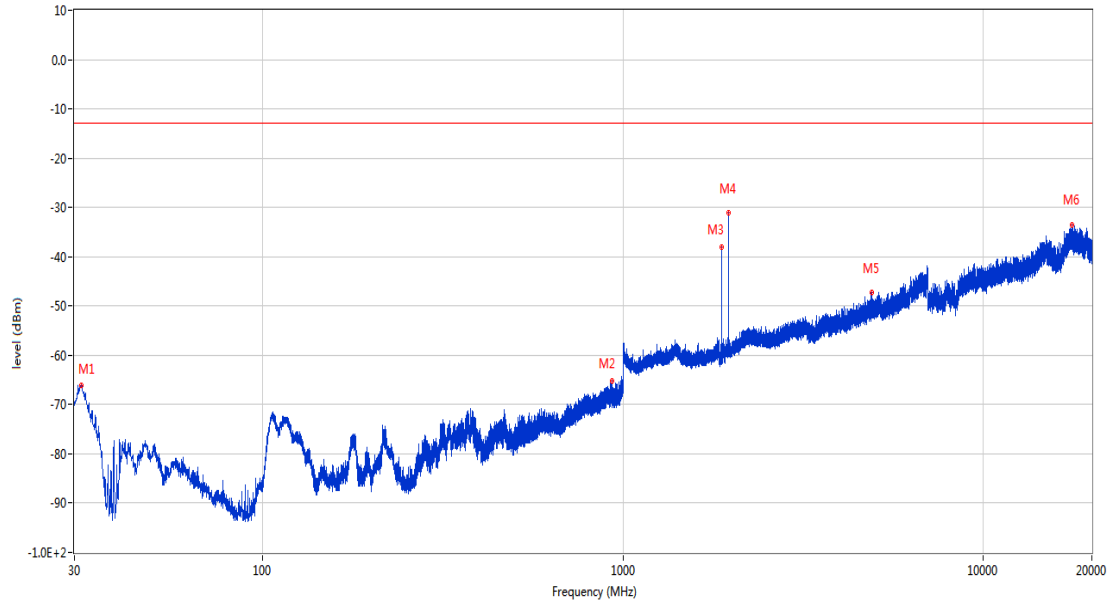
RSE-H&H LTE Band 2 BW1.4 CH18900



| Frequency (MHz) | Result (dBm) | Factor (dB) | PK Limit (dBm) | Over Limit (dB) | Table (o) | ANT | EUT | Verdict |
|-----------------|--------------|-------------|----------------|-----------------|-----------|------------|------------|---------|
| 31.407 | -65.58 | -18.33 | -13.0 | -52.58 | 101.00 | Horizontal | Horizontal | Pass |
| 903.727 | -64.55 | 3.53 | -13.0 | -51.55 | 202.00 | Horizontal | Horizontal | Pass |
| 1879.900 | -36.16 | -4.03 | -13.0 | -23.16 | 326.00 | Horizontal | Horizontal | N/A |
| 1960.200 | -22.33 | -4.68 | -13.0 | -9.33 | 226.00 | Horizontal | Horizontal | N/A |
| 5683.200 | -45.82 | 7.85 | -13.0 | -32.82 | 332.00 | Horizontal | Horizontal | Pass |
| 17455.974 | -33.64 | 21.82 | -13.0 | -20.64 | -1.00 | Horizontal | Horizontal | Pass |

RSE-H&V LTE Band 2 BW1.4 CH18900

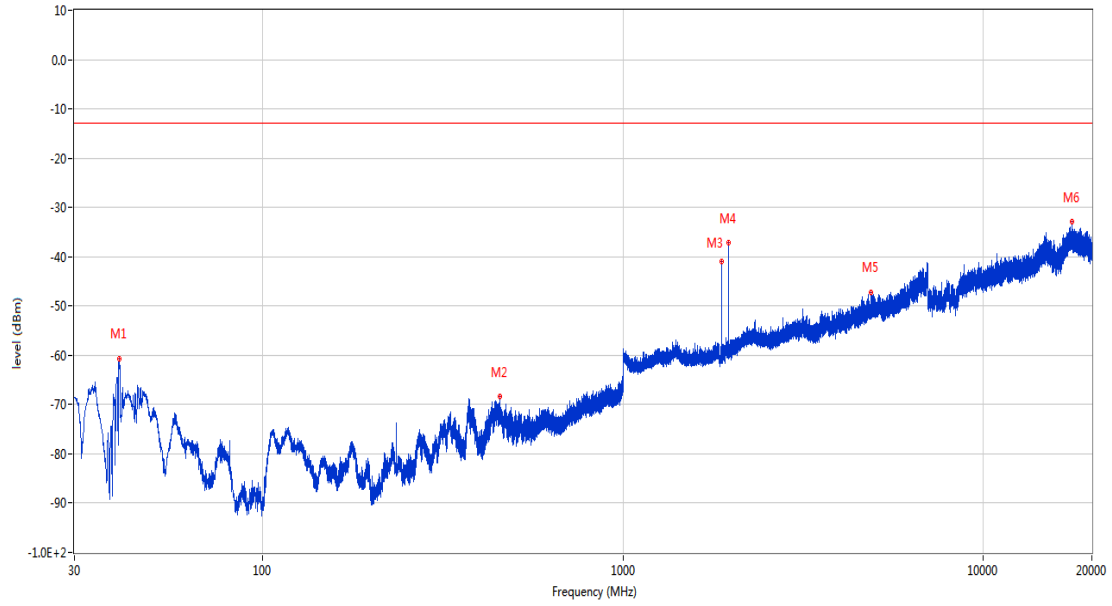
OPPO_RSE (RF) _FCC PART2&24&27_GSM 1900 & CDMA BC1 & WCDMA Band 2 & LTE Band 2 & 25_1830-1920_30MHz-20GHz



| Frequency (MHz) | Result (dBm) | Factor (dB) | PK Limit (dBm) | Over Limit (dB) | Table (o) | ANT | EUT | Verdict |
|-----------------|--------------|-------------|----------------|-----------------|-----------|------------|----------|---------|
| 31.358 | -66.13 | -18.45 | -13.0 | -53.13 | 134.00 | Horizontal | Vertical | Pass |
| 933.846 | -65.25 | 3.17 | -13.0 | -52.25 | 277.00 | Horizontal | Vertical | Pass |
| 1879.900 | -38.07 | -4.03 | -13.0 | -25.07 | 353.00 | Horizontal | Vertical | N/A |
| 1960.700 | -31.07 | -4.69 | -13.0 | -18.07 | 233.00 | Horizontal | Vertical | N/A |
| 4909.400 | -47.29 | 7.79 | -13.0 | -34.29 | 228.00 | Horizontal | Vertical | Pass |
| 17597.350 | -33.44 | 22.00 | -13.0 | -20.44 | 346.00 | Horizontal | Vertical | Pass |

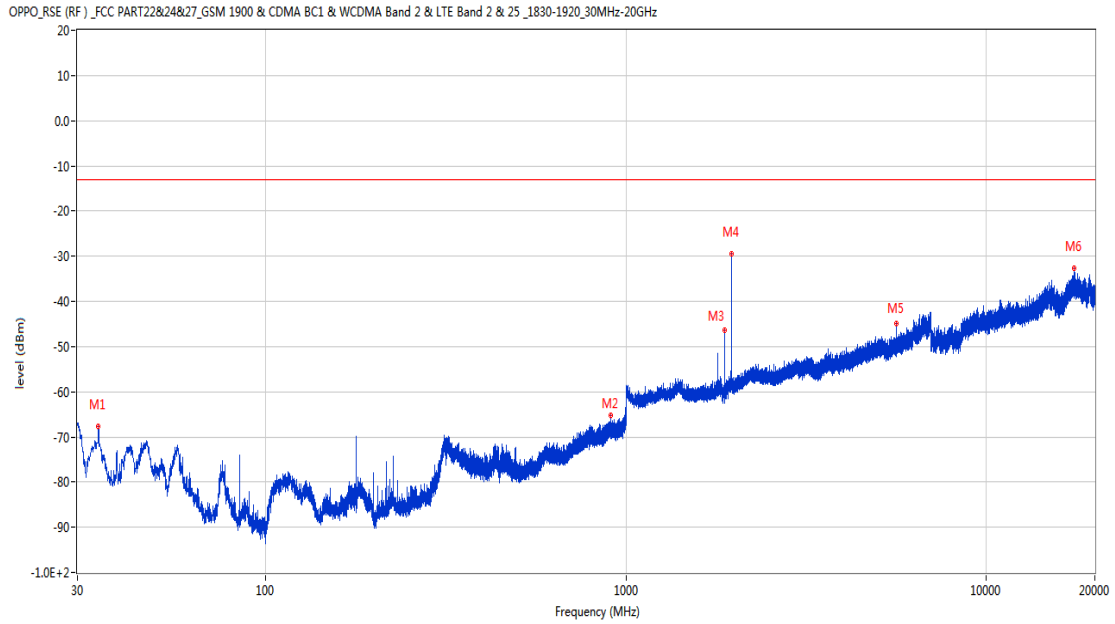
RSE-V&V LTE Band 2 BW1.4 CH18900

OPPO_RSE (RF) _ FCC PART22&24&27_GSM 1900 & CDMA BC1 & WCDMA Band 2 & LTE Band 2 & 25_1830-1920_30MHz-20GHz



| Frequency (MHz) | Result (dBm) | Factor (dB) | PK Limit (dBm) | Over Limit (dB) | Table (o) | ANT | EUT | Verdict |
|-----------------|--------------|-------------|----------------|-----------------|-----------|----------|----------|---------|
| 39.894 | -60.66 | -18.69 | -13.0 | -47.66 | 173.00 | Vertical | Vertical | Pass |
| 454.472 | -68.42 | -8.08 | -13.0 | -55.42 | 143.00 | Vertical | Vertical | Pass |
| 1880.000 | -40.95 | -4.03 | -13.0 | -27.95 | 280.00 | Vertical | Vertical | N/A |
| 1960.500 | -37.14 | -4.69 | -13.0 | -24.14 | 109.00 | Vertical | Vertical | N/A |
| 4883.400 | -47.29 | 7.02 | -13.0 | -34.29 | 147.00 | Vertical | Vertical | Pass |
| 17570.525 | -32.97 | 22.32 | -13.0 | -19.97 | 223.00 | Vertical | Vertical | Pass |

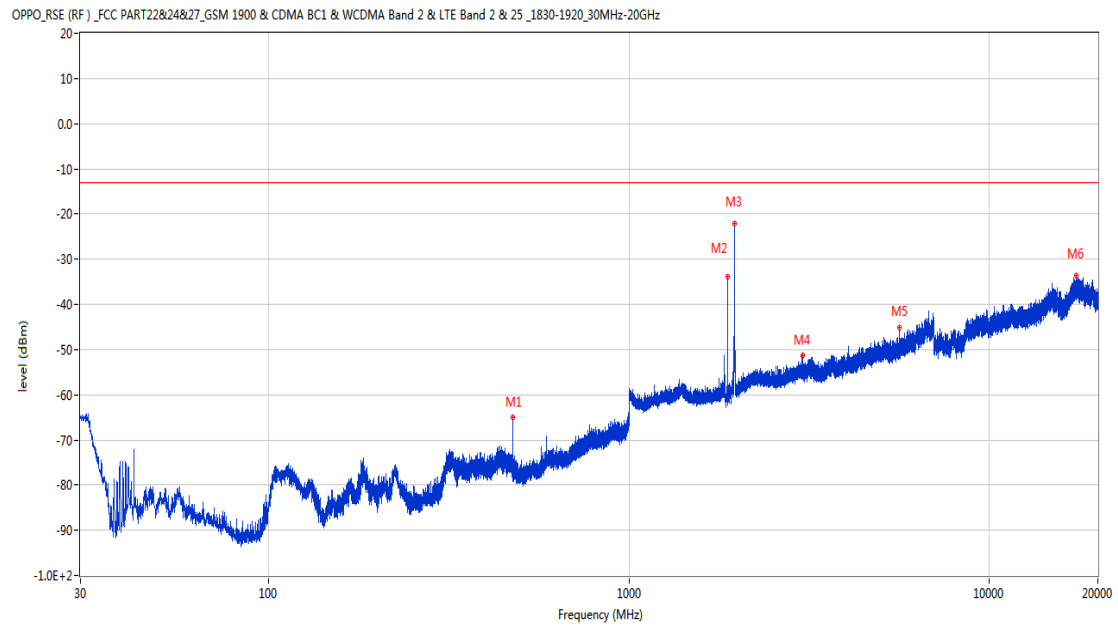
RSE-V&H LTE Band 2 BW1.4 CH18900



| Frequency (MHz) | Result (dBm) | Factor (dB) | PK Limit (dBm) | Over Limit (dB) | Table (o) | ANT | EUT | Verdict |
|-----------------|--------------|-------------|----------------|-----------------|-----------|----------|------------|---------|
| 34.268 | -67.79 | -18.28 | -13.0 | -54.79 | 220.00 | Vertical | Horizontal | Pass |
| 908.771 | -65.34 | 3.42 | -13.0 | -52.34 | 133.00 | Vertical | Horizontal | Pass |
| 1879.800 | -46.42 | -4.03 | -13.0 | -33.42 | 72.00 | Vertical | Horizontal | N/A |
| 1960.200 | -29.58 | -4.68 | -13.0 | -16.58 | 334.00 | Vertical | Horizontal | N/A |
| 5638.800 | -44.93 | 7.13 | -13.0 | -31.93 | 124.00 | Vertical | Horizontal | Pass |
| 17485.699 | -32.62 | 21.52 | -13.0 | -19.62 | 270.00 | Vertical | Horizontal | Pass |

8.2 LTE Band 2 BW3, Middle Channel

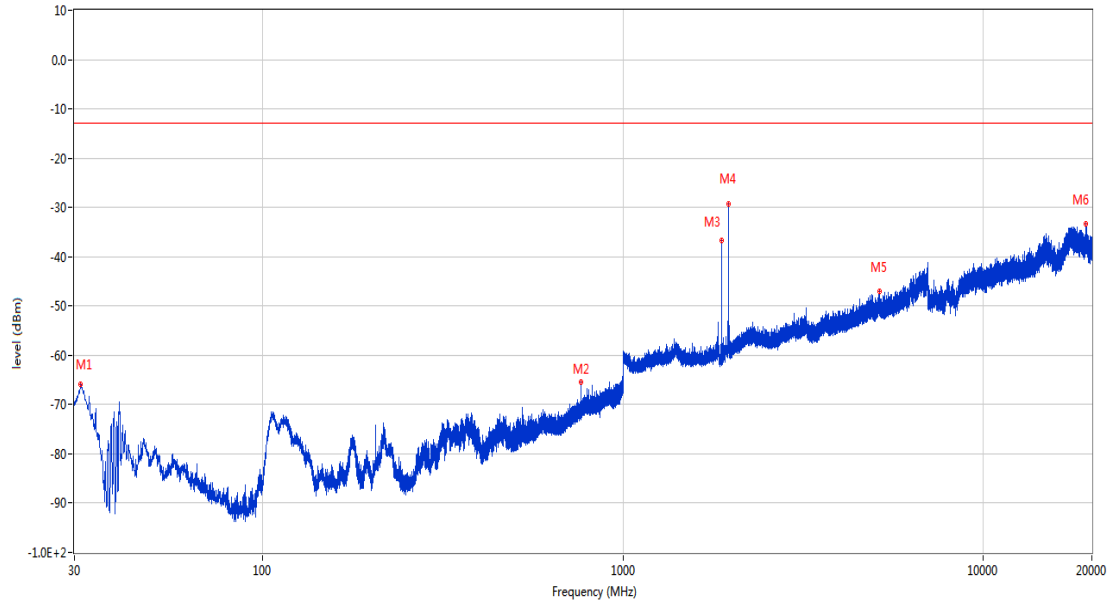
RSE-H&H LTE Band 2 BW3 CH18900



| Frequency (MHz) | Result (dBm) | Factor (dB) | PK Limit (dBm) | Over Limit (dB) | Table (o) | ANT | EUT | Verdict |
|-----------------|--------------|-------------|----------------|-----------------|-----------|------------|------------|---------|
| 476.539 | -64.87 | -8.01 | -13.0 | -51.87 | 315.00 | Horizontal | Horizontal | Pass |
| 1879.200 | -33.97 | -4.04 | -13.0 | -20.97 | 332.00 | Horizontal | Horizontal | N/A |
| 1959.900 | -22.15 | -4.68 | -13.0 | -9.15 | 223.00 | Horizontal | Horizontal | N/A |
| 3030.800 | -51.19 | 2.02 | -13.0 | -38.19 | 76.00 | Horizontal | Horizontal | Pass |
| 5636.600 | -45.03 | 7.15 | -13.0 | -32.03 | 105.00 | Horizontal | Horizontal | Pass |
| 17428.427 | -33.68 | 22.44 | -13.0 | -20.68 | 360.00 | Horizontal | Horizontal | Pass |

RSE-H&V LTE Band 2 BW3 CH18900

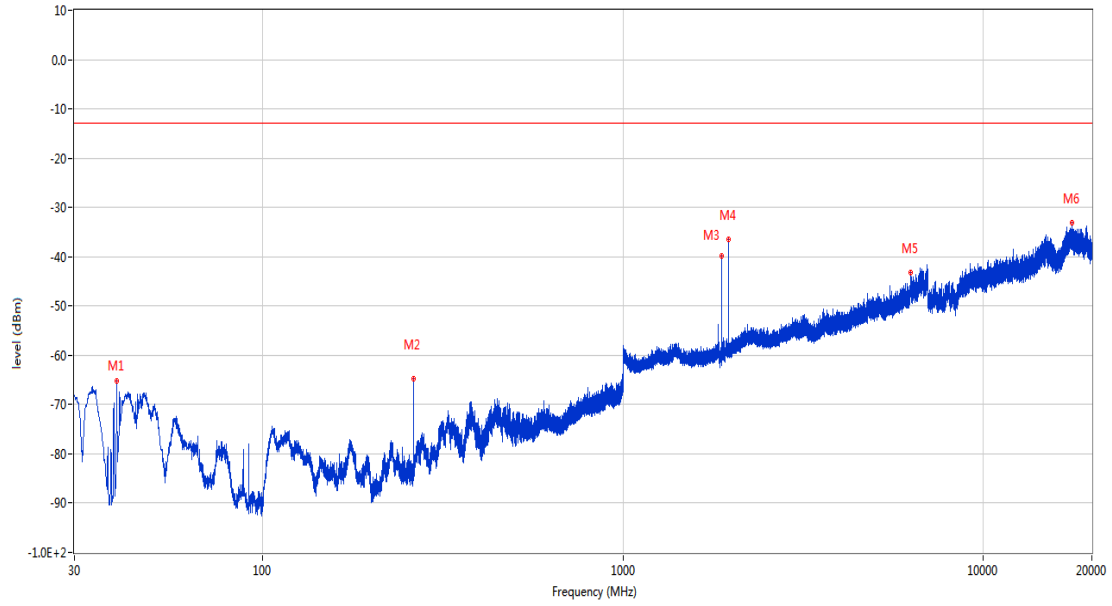
OPPO_RSE (RF) _FCC PART22&24&27_GSM 1900 & CDMA BC1 & WCDMA Band 2 & LTE Band 2 & 25_1830-1920_30MHz-20GHz



| Frequency (MHz) | Result (dBm) | Factor (dB) | PK Limit (dBm) | Over Limit (dB) | Table (o) | ANT | EUT | Verdict |
|-----------------|--------------|-------------|----------------|-----------------|-----------|------------|----------|---------|
| 31.261 | -65.93 | -18.69 | -13.0 | -52.93 | 135.00 | Horizontal | Vertical | Pass |
| 763.854 | -65.46 | 0.65 | -13.0 | -52.46 | 102.00 | Horizontal | Vertical | Pass |
| 1879.100 | -36.74 | -4.04 | -13.0 | -23.74 | 326.00 | Horizontal | Vertical | N/A |
| 1960.600 | -29.26 | -4.69 | -13.0 | -16.26 | 213.00 | Horizontal | Vertical | N/A |
| 5136.200 | -47.06 | 7.57 | -13.0 | -34.06 | 163.00 | Horizontal | Vertical | Pass |
| 19250.713 | -33.23 | 25.89 | -13.0 | -20.23 | 360.00 | Horizontal | Vertical | Pass |

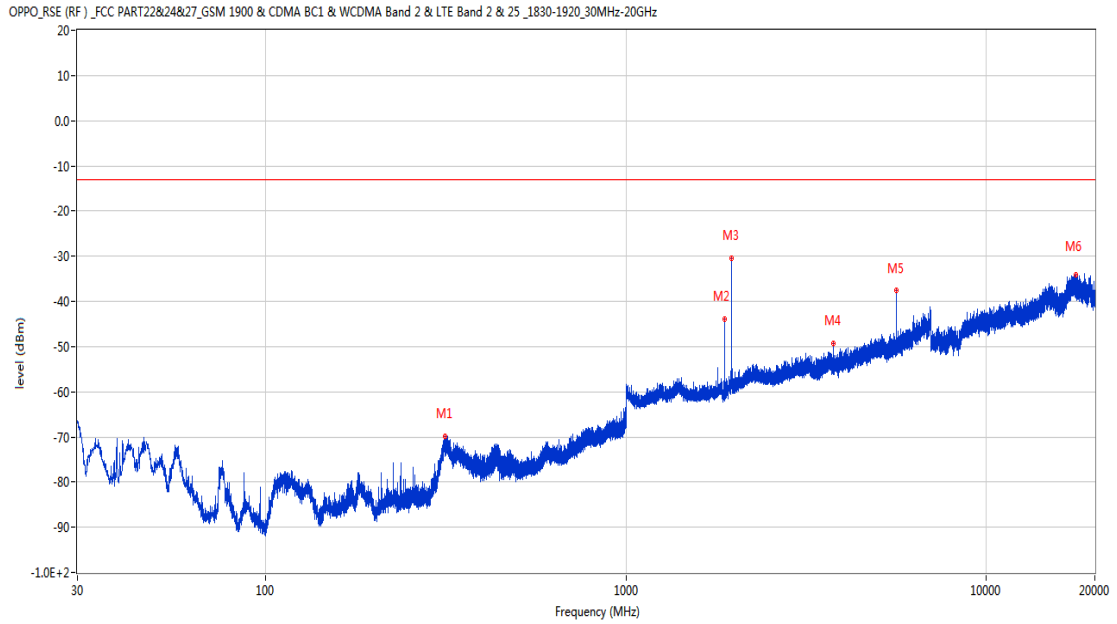
RSE-V&V LTE Band 2 BW3 CH18900

OPPO_RSE (RF) _ FCC PART22&24&27_GSM 1900 & CDMA BC1 & WCDMA Band 2 & LTE Band 2 & 25_1830-1920_30MHz-20GHz



| Frequency (MHz) | Result (dBm) | Factor (dB) | PK Limit (dBm) | Over Limit (dB) | Table (o) | ANT | EUT | Verdict |
|-----------------|--------------|-------------|----------------|-----------------|-----------|----------|----------|---------|
| 39.312 | -65.30 | -19.08 | -13.0 | -52.30 | 226.00 | Vertical | Vertical | Pass |
| 262.267 | -64.81 | -14.18 | -13.0 | -51.81 | 91.00 | Vertical | Vertical | Pass |
| 1879.100 | -39.87 | -4.04 | -13.0 | -26.87 | 245.00 | Vertical | Vertical | N/A |
| 1960.000 | -36.48 | -4.68 | -13.0 | -23.48 | 360.00 | Vertical | Vertical | N/A |
| 6289.800 | -43.26 | 11.33 | -13.0 | -30.26 | 184.00 | Vertical | Vertical | Pass |
| 17608.225 | -33.19 | 21.90 | -13.0 | -20.19 | 115.00 | Vertical | Vertical | Pass |

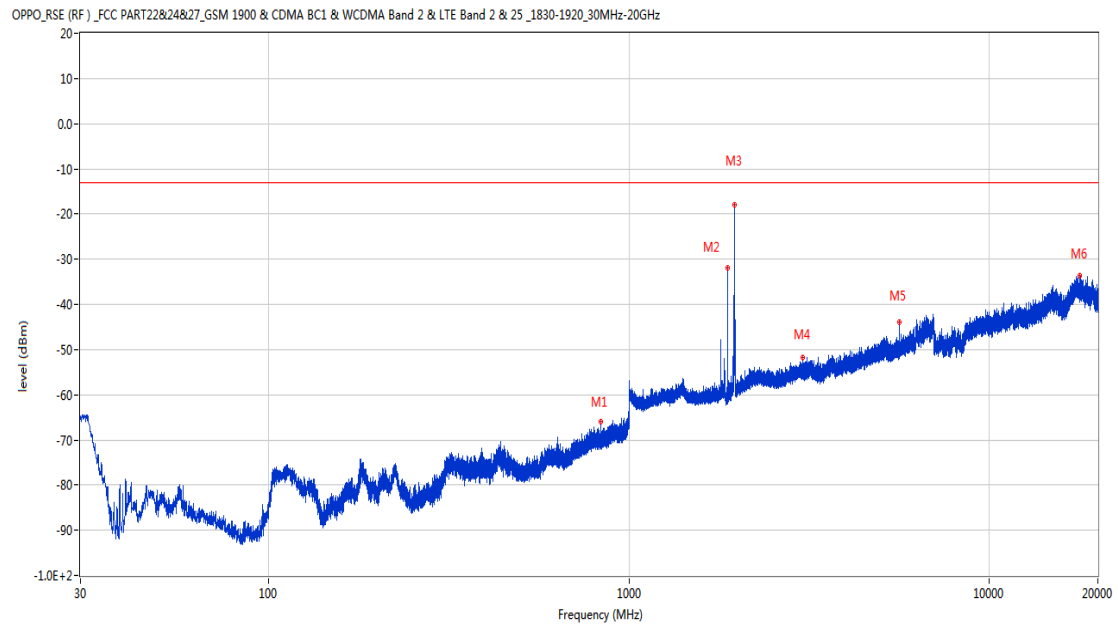
RSE-V&H LTE Band 2 BW3 CH18900



| Frequency (MHz) | Result (dBm) | Factor (dB) | PK Limit (dBm) | Over Limit (dB) | Table (o) | ANT | EUT | Verdict |
|-----------------|--------------|-------------|----------------|-----------------|-----------|----------|------------|---------|
| 313.967 | -69.79 | -11.90 | -13.0 | -56.79 | -3.00 | Vertical | Horizontal | Pass |
| 1879.200 | -43.85 | -4.04 | -13.0 | -30.85 | 83.00 | Vertical | Horizontal | N/A |
| 1959.300 | -30.41 | -4.67 | -13.0 | -17.41 | 360.00 | Vertical | Horizontal | N/A |
| 3757.600 | -49.39 | 3.62 | -13.0 | -36.39 | 190.00 | Vertical | Horizontal | Pass |
| 5636.800 | -37.54 | 7.15 | -13.0 | -24.54 | 116.00 | Vertical | Horizontal | Pass |
| 17695.224 | -34.16 | 21.53 | -13.0 | -21.16 | -3.00 | Vertical | Horizontal | Pass |

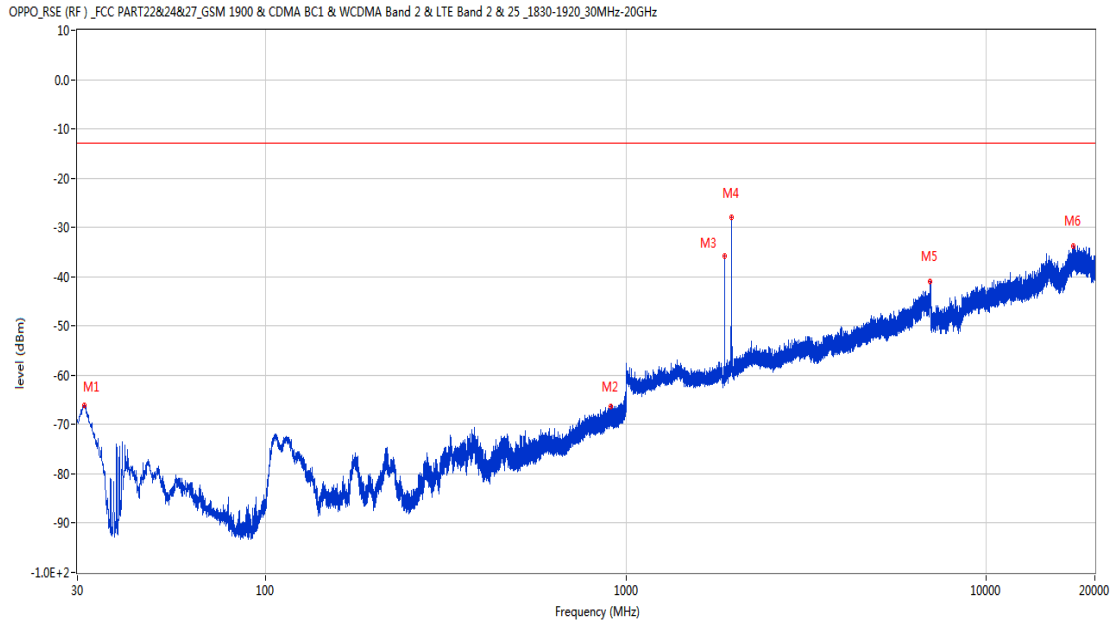
8.3 LTE Band 2 BW5, Middle Channel

RSE-H&H LTE Band 2 BW5 CH18900



| Frequency (MHz) | Result (dBm) | Factor (dB) | PK Limit (dBm) | Over Limit (dB) | Table (o) | ANT | EUT | Verdict |
|-----------------|--------------|-------------|----------------|-----------------|-----------|------------|------------|---------|
| 833.500 | -66.07 | 1.57 | -13.0 | -53.07 | 13.00 | Horizontal | Horizontal | Pass |
| 1878.300 | -31.99 | -4.05 | -13.0 | -18.99 | 321.00 | Horizontal | Horizontal | N/A |
| 1959.800 | -18.00 | -4.68 | -13.0 | -5.00 | 231.00 | Horizontal | Horizontal | N/A |
| 3033.400 | -51.77 | 2.09 | -13.0 | -38.77 | 258.00 | Horizontal | Horizontal | Pass |
| 5633.800 | -43.88 | 7.22 | -13.0 | -30.88 | 151.00 | Horizontal | Horizontal | Pass |
| 17772.438 | -33.64 | 21.30 | -13.0 | -20.64 | 190.00 | Horizontal | Horizontal | Pass |

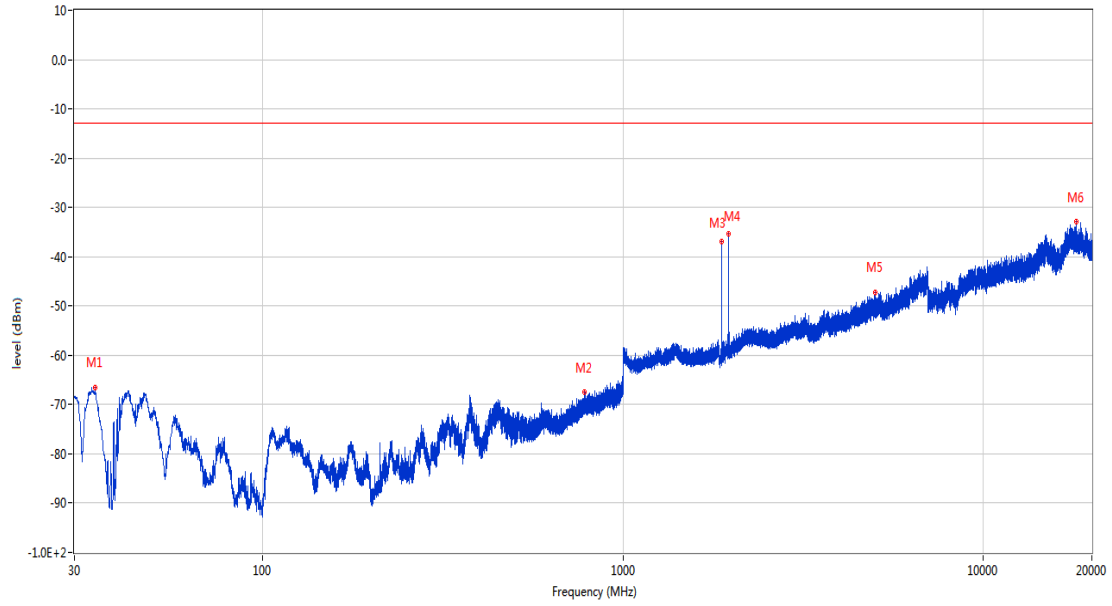
RSE-H&V LTE Band 2 BW5 CH18900



| Frequency (MHz) | Result (dBm) | Factor (dB) | PK Limit (dBm) | Over Limit (dB) | Table (o) | ANT | EUT | Verdict |
|-----------------|--------------|-------------|----------------|-----------------|-----------|------------|----------|---------|
| 31.358 | -66.15 | -18.45 | -13.0 | -53.15 | 18.00 | Horizontal | Vertical | Pass |
| 905.328 | -66.37 | 3.50 | -13.0 | -53.37 | 176.00 | Horizontal | Vertical | Pass |
| 1878.200 | -35.88 | -4.05 | -13.0 | -22.88 | 361.00 | Horizontal | Vertical | N/A |
| 1960.400 | -27.95 | -4.69 | -13.0 | -14.95 | 240.00 | Horizontal | Vertical | N/A |
| 6986.600 | -41.03 | 13.70 | -13.0 | -28.03 | 231.00 | Horizontal | Vertical | Pass |
| 17417.550 | -33.74 | 22.66 | -13.0 | -20.74 | 47.00 | Horizontal | Vertical | Pass |

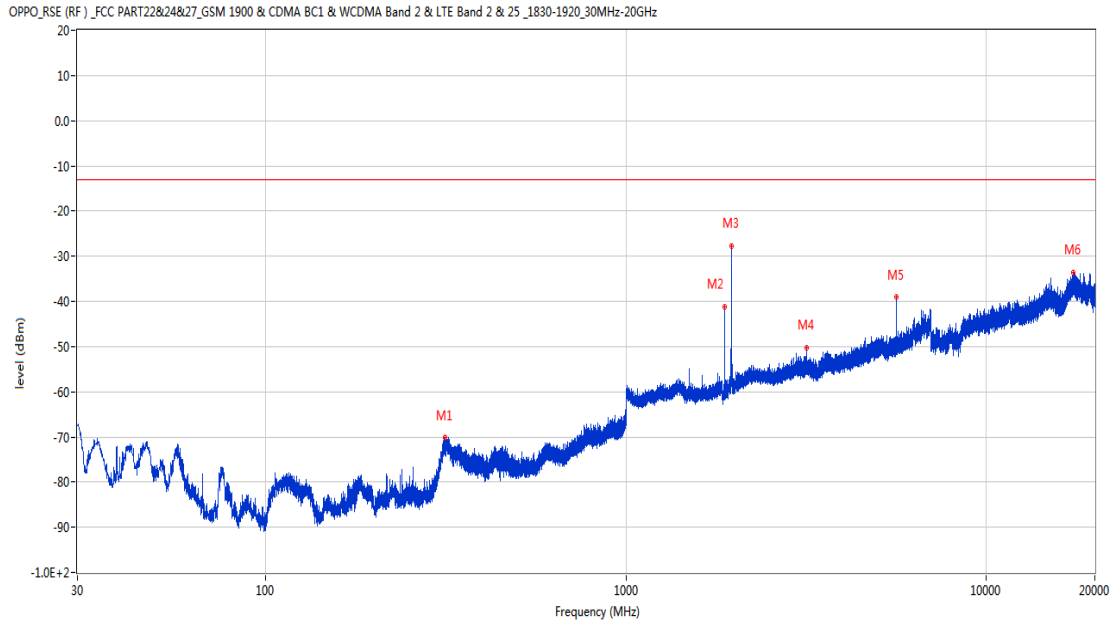
RSE-V&V LTE Band 2 BW5 CH18900

OPPO_RSE (RF) _FCC PART22&24&27_GSM 1900 & CDMA BC1 & WCDMA Band 2 & LTE Band 2 & 25_1830-1920_30MHz-20GHz



| Frequency (MHz) | Result (dBm) | Factor (dB) | PK Limit (dBm) | Over Limit (dB) | Table (o) | ANT | EUT | Verdict |
|-----------------|--------------|-------------|----------------|-----------------|-----------|----------|----------|---------|
| 34.268 | -66.45 | -18.28 | -13.0 | -53.45 | 162.00 | Vertical | Vertical | Pass |
| 779.761 | -67.44 | 1.62 | -13.0 | -54.44 | 0.00 | Vertical | Vertical | Pass |
| 1878.200 | -36.93 | -4.05 | -13.0 | -23.93 | 229.00 | Vertical | Vertical | N/A |
| 1959.700 | -35.40 | -4.68 | -13.0 | -22.40 | 103.00 | Vertical | Vertical | N/A |
| 5007.400 | -47.25 | 7.17 | -13.0 | -34.25 | 361.00 | Vertical | Vertical | Pass |
| 18066.786 | -32.95 | 22.85 | -13.0 | -19.95 | 43.00 | Vertical | Vertical | Pass |

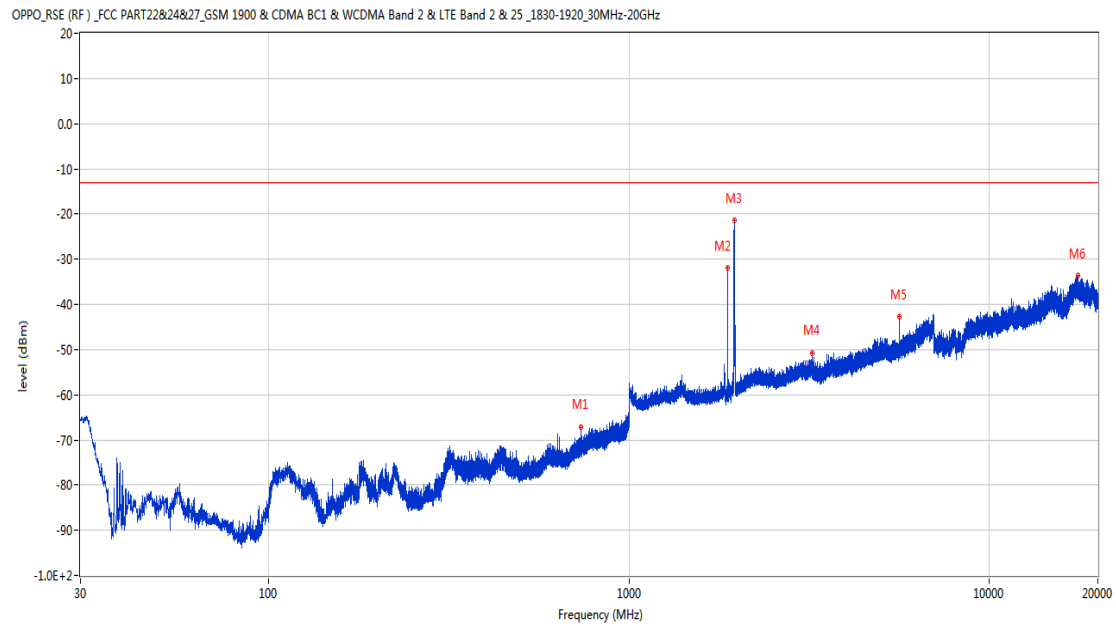
RSE-V&H LTE Band 2 BW5 CH18900



| Frequency (MHz) | Result (dBm) | Factor (dB) | PK Limit (dBm) | Over Limit (dB) | Table (o) | ANT | EUT | Verdict |
|-----------------|--------------|-------------|----------------|-----------------|-----------|----------|------------|---------|
| 314.210 | -70.20 | -11.89 | -13.0 | -57.20 | 1.00 | Vertical | Horizontal | Pass |
| 1878.200 | -41.17 | -4.05 | -13.0 | -28.17 | 78.00 | Vertical | Horizontal | N/A |
| 1959.100 | -27.75 | -4.67 | -13.0 | -14.75 | 360.00 | Vertical | Horizontal | N/A |
| 3163.800 | -50.39 | 3.19 | -13.0 | -37.39 | 128.00 | Vertical | Horizontal | Pass |
| 5633.800 | -39.08 | 7.22 | -13.0 | -26.08 | 120.00 | Vertical | Horizontal | Pass |
| 17427.337 | -33.66 | 22.47 | -13.0 | -20.66 | 113.00 | Vertical | Horizontal | Pass |

8.4 LTE Band 2 BW10, Middle Channel

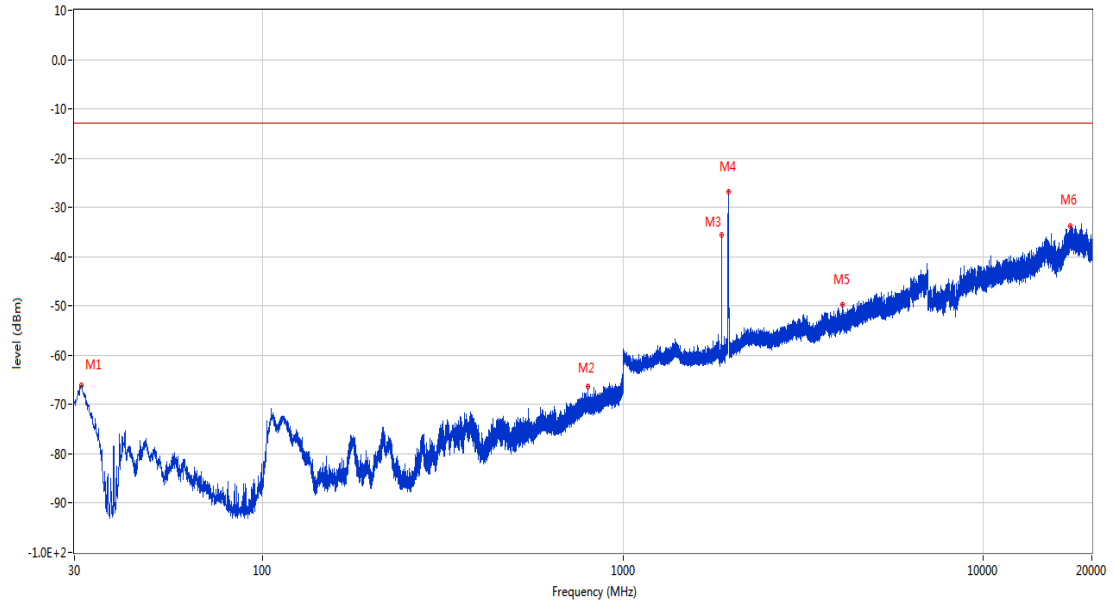
RSE-H&H LTE Band 2 BW10 CH18900



| Frequency (MHz) | Result (dBm) | Factor (dB) | PK Limit (dBm) | Over Limit (dB) | Table (o) | ANT | EUT | Verdict |
|-----------------|--------------|-------------|----------------|-----------------|-----------|------------|------------|---------|
| 736.645 | -67.07 | -0.44 | -13.0 | -54.07 | 286.00 | Horizontal | Horizontal | Pass |
| 1876.000 | -31.88 | -4.08 | -13.0 | -18.88 | 318.00 | Horizontal | Horizontal | N/A |
| 1962.600 | -21.47 | -4.67 | -13.0 | -8.47 | 220.00 | Horizontal | Horizontal | N/A |
| 3228.400 | -50.83 | 3.68 | -13.0 | -37.83 | 323.00 | Horizontal | Horizontal | Pass |
| 5626.800 | -42.76 | 7.07 | -13.0 | -29.76 | 150.00 | Horizontal | Horizontal | Pass |
| 17600.975 | -33.57 | 21.96 | -13.0 | -20.57 | 361.00 | Horizontal | Horizontal | Pass |

RSE-H&V LTE Band 2 BW10 CH18900

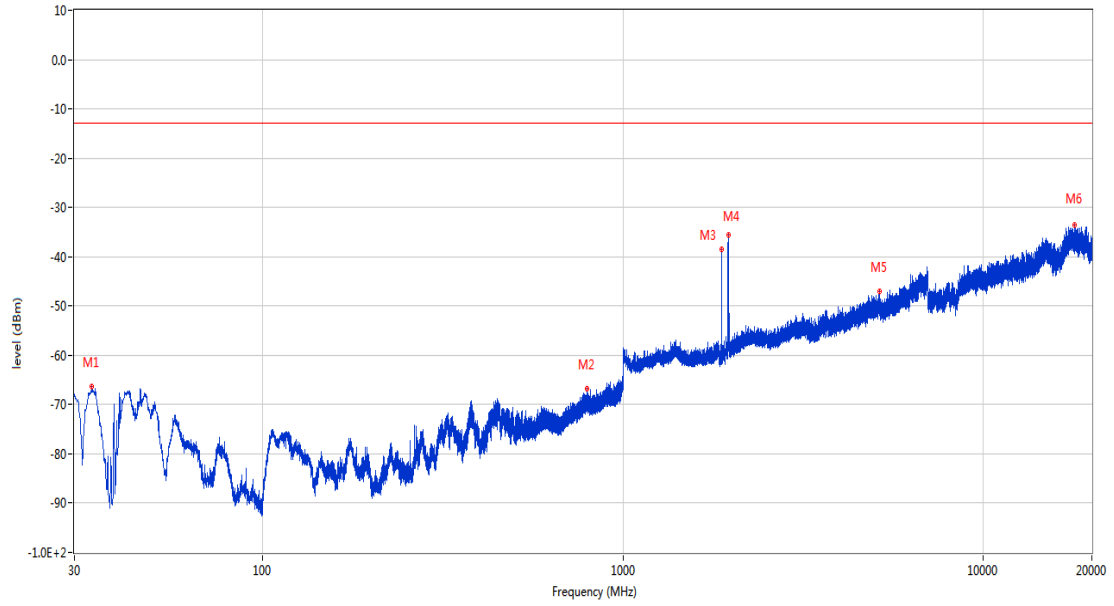
OPPO_RSE (RF) _ FCC PART22&24&27_GSM 1900 & CDMA BC1 & WCDMA Band 2 & LTE Band 2 & 25_1830-1920_30MHz-20GHz



| Frequency (MHz) | Result (dBm) | Factor (dB) | PK Limit (dBm) | Over Limit (dB) | Table (o) | ANT | EUT | Verdict |
|-----------------|--------------|-------------|----------------|-----------------|-----------|------------|----------|---------|
| 31.358 | -66.05 | -18.45 | -13.0 | -53.05 | 219.00 | Horizontal | Vertical | Pass |
| 798.385 | -66.29 | 1.63 | -13.0 | -53.29 | 339.00 | Horizontal | Vertical | Pass |
| 1876.000 | -35.67 | -4.08 | -13.0 | -22.67 | 338.00 | Horizontal | Vertical | N/A |
| 1963.500 | -26.72 | -4.63 | -13.0 | -13.72 | 216.00 | Horizontal | Vertical | N/A |
| 4053.000 | -49.77 | 5.30 | -13.0 | -36.77 | 35.00 | Horizontal | Vertical | Pass |
| 17464.312 | -33.67 | 21.74 | -13.0 | -20.67 | 304.00 | Horizontal | Vertical | Pass |

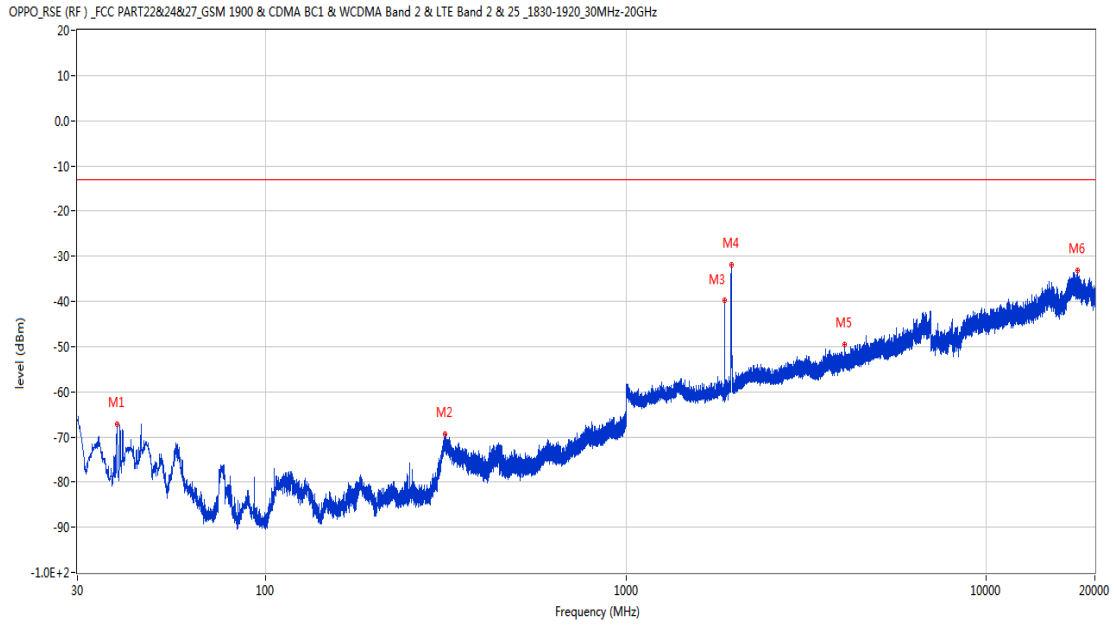
RSE-V&V LTE Band 2 BW10 CH18900

OPPO_RSE (RF) _FCC PART22&24&27_GSM 1900 & CDMA BC1 & WCDMA Band 2 & LTE Band 2 & 25_1830-1920_30MHz-20GHz



| Frequency (MHz) | Result (dBm) | Factor (dB) | PK Limit (dBm) | Over Limit (dB) | Table (o) | ANT | EUT | Verdict |
|-----------------|--------------|-------------|----------------|-----------------|-----------|----------|----------|---------|
| 33.589 | -66.34 | -17.63 | -13.0 | -53.34 | 258.00 | Vertical | Vertical | Pass |
| 794.554 | -66.83 | 1.60 | -13.0 | -53.83 | 360.00 | Vertical | Vertical | Pass |
| 1875.900 | -38.50 | -4.08 | -13.0 | -25.50 | 237.00 | Vertical | Vertical | N/A |
| 1959.600 | -35.60 | -4.68 | -13.0 | -22.60 | 355.00 | Vertical | Vertical | N/A |
| 5158.200 | -46.98 | 7.27 | -13.0 | -33.98 | 16.00 | Vertical | Vertical | Pass |
| 17870.676 | -33.66 | 22.37 | -13.0 | -20.66 | 153.00 | Vertical | Vertical | Pass |

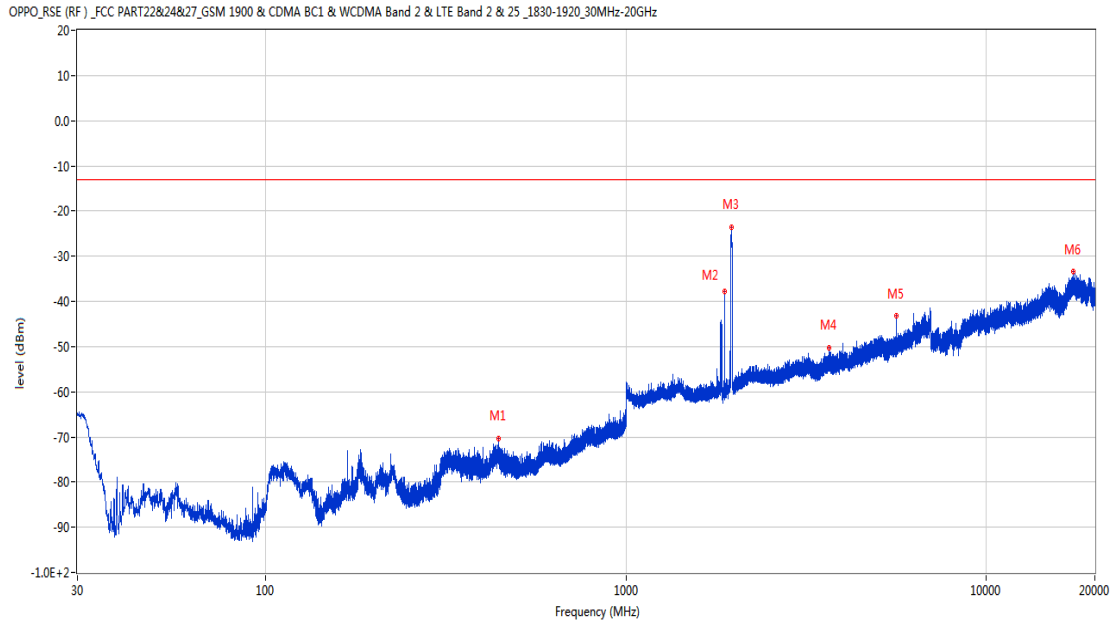
RSE-V&H LTE Band 2 BW10 CH18900



| Frequency (MHz) | Result (dBm) | Factor (dB) | PK Limit (dBm) | Over Limit (dB) | Table (o) | ANT | EUT | Verdict |
|-----------------|--------------|-------------|----------------|-----------------|-----------|----------|------------|---------|
| 38.633 | -67.28 | -19.34 | -13.0 | -54.28 | 178.00 | Vertical | Horizontal | Pass |
| 314.647 | -69.45 | -11.87 | -13.0 | -56.45 | -3.00 | Vertical | Horizontal | Pass |
| 1876.000 | -39.80 | -4.08 | -13.0 | -26.80 | 84.00 | Vertical | Horizontal | N/A |
| 1963.900 | -32.00 | -4.62 | -13.0 | -19.00 | 360.00 | Vertical | Horizontal | N/A |
| 4049.000 | -49.67 | 5.45 | -13.0 | -36.67 | 245.00 | Vertical | Horizontal | Pass |
| 17889.161 | -33.24 | 22.75 | -13.0 | -20.24 | 299.00 | Vertical | Horizontal | Pass |

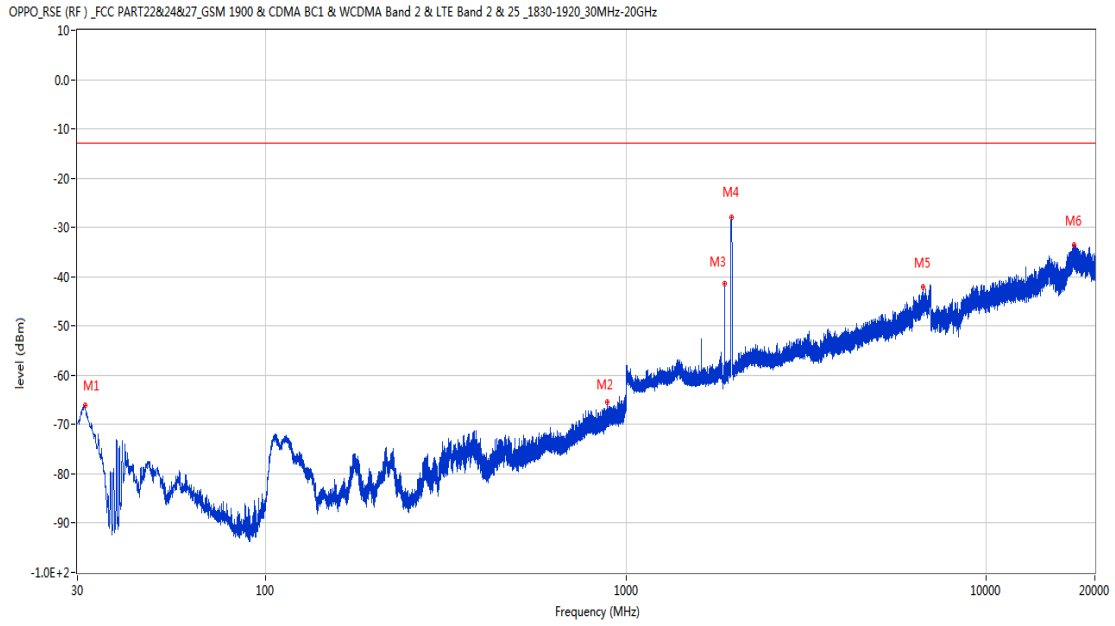
8.5 LTE Band 2 BW15, Middle Channel

RSE-H&H LTE Band 2 BW15 CH18900



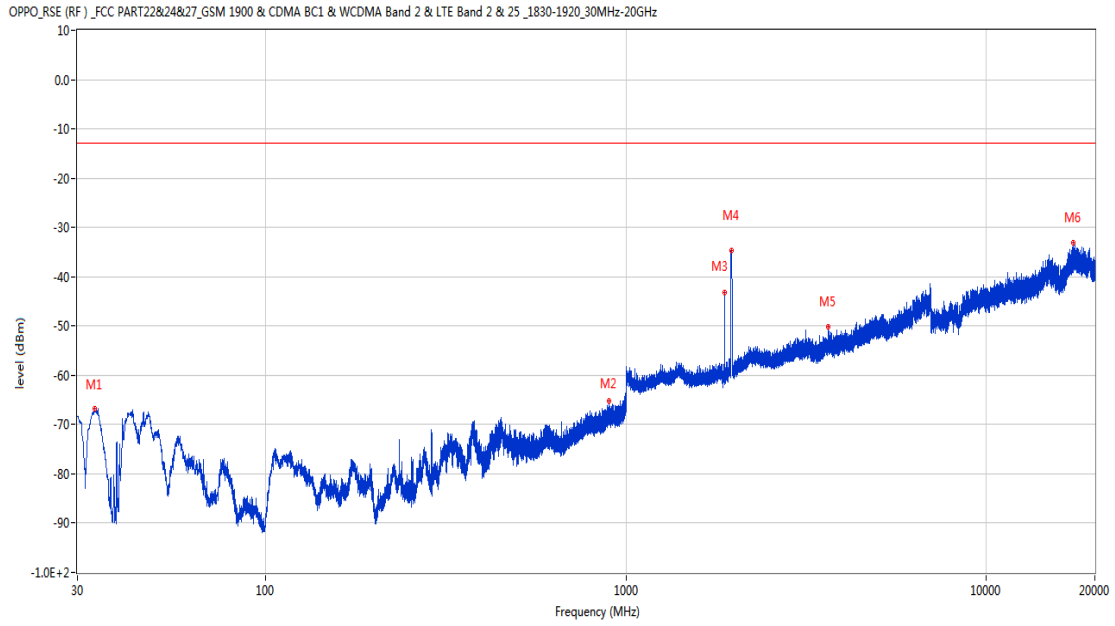
| Frequency (MHz) | Result (dBm) | Factor (dB) | PK Limit (dBm) | Over Limit (dB) | Table (o) | ANT | EUT | Verdict |
|-----------------|--------------|-------------|----------------|-----------------|-----------|------------|------------|---------|
| 442.153 | -70.47 | -8.14 | -13.0 | -57.47 | 264.00 | Horizontal | Horizontal | Pass |
| 1873.800 | -37.73 | -4.11 | -13.0 | -24.73 | 336.00 | Horizontal | Horizontal | N/A |
| 1964.900 | -23.61 | -4.59 | -13.0 | -10.61 | 229.00 | Horizontal | Horizontal | N/A |
| 3658.000 | -50.19 | 3.96 | -13.0 | -37.19 | 308.00 | Horizontal | Horizontal | Pass |
| 5620.200 | -43.29 | 7.00 | -13.0 | -30.29 | 194.00 | Horizontal | Horizontal | Pass |
| 17379.125 | -33.47 | 22.19 | -13.0 | -20.47 | 258.00 | Horizontal | Horizontal | Pass |

RSE-H&V LTE Band 2 BW15 CH18900



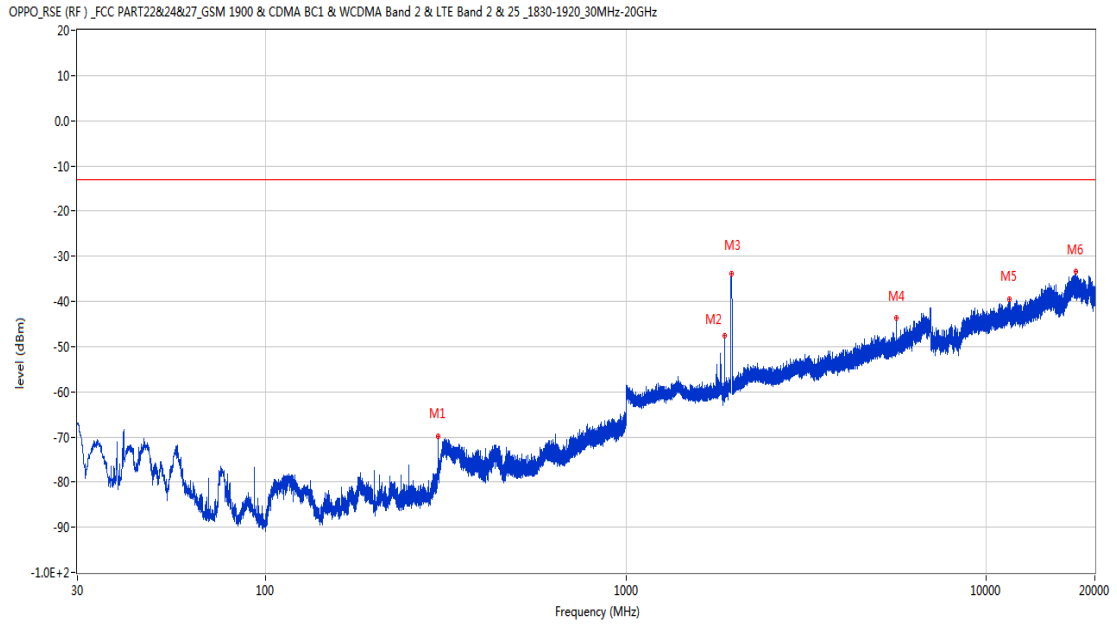
| Frequency (MHz) | Result (dBm) | Factor (dB) | PK Limit (dBm) | Over Limit (dB) | Table (o) | ANT | EUT | Verdict |
|-----------------|--------------|-------------|----------------|-----------------|-----------|------------|----------|---------|
| 31.455 | -66.12 | -18.20 | -13.0 | -53.12 | 132.00 | Horizontal | Vertical | Pass |
| 886.268 | -65.52 | 2.91 | -13.0 | -52.52 | 48.00 | Horizontal | Vertical | Pass |
| 1873.700 | -41.50 | -4.11 | -13.0 | -28.50 | 344.00 | Horizontal | Vertical | N/A |
| 1960.000 | -28.04 | -4.68 | -13.0 | -15.04 | 256.00 | Horizontal | Vertical | N/A |
| 6684.000 | -42.04 | 11.95 | -13.0 | -29.04 | 199.00 | Horizontal | Vertical | Pass |
| 17554.573 | -33.49 | 22.50 | -13.0 | -20.49 | 80.00 | Horizontal | Vertical | Pass |

RSE-V&V LTE Band 2 BW15 CH18900



| Frequency (MHz) | Result (dBm) | Factor (dB) | PK Limit (dBm) | Over Limit (dB) | Table (o) | ANT | EUT | Verdict |
|-----------------|--------------|-------------|----------------|-----------------|-----------|----------|----------|---------|
| 33.541 | -66.78 | -17.57 | -13.0 | -53.78 | 174.00 | Vertical | Vertical | Pass |
| 894.318 | -65.27 | 3.37 | -13.0 | -52.27 | 13.00 | Vertical | Vertical | Pass |
| 1873.700 | -43.27 | -4.11 | -13.0 | -30.27 | 217.00 | Vertical | Vertical | N/A |
| 1958.200 | -34.71 | -4.67 | -13.0 | -21.71 | 335.00 | Vertical | Vertical | N/A |
| 3647.600 | -50.17 | 4.48 | -13.0 | -37.17 | 193.00 | Vertical | Vertical | Pass |
| 17427.337 | -33.04 | 22.47 | -13.0 | -20.04 | 173.00 | Vertical | Vertical | Pass |

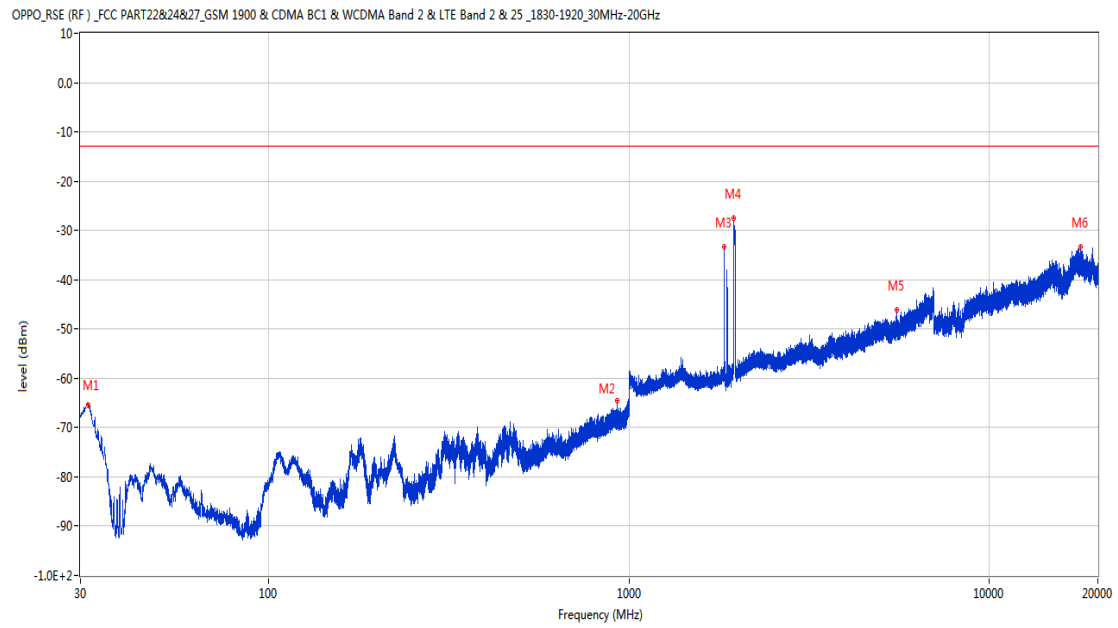
RSE-V&H LTE Band 2 BW15 CH18900



| Frequency (MHz) | Result (dBm) | Factor (dB) | PK Limit (dBm) | Over Limit (dB) | Table (o) | ANT | EUT | Verdict |
|-----------------|--------------|-------------|----------------|-----------------|-----------|----------|------------|---------|
| 301.261 | -69.98 | -12.70 | -13.0 | -56.98 | 177.00 | Vertical | Horizontal | Pass |
| 1873.800 | -47.59 | -4.11 | -13.0 | -34.59 | 75.00 | Vertical | Horizontal | N/A |
| 1965.700 | -33.91 | -4.58 | -13.0 | -20.91 | 131.00 | Vertical | Horizontal | N/A |
| 5620.400 | -43.71 | 7.01 | -13.0 | -30.71 | 131.00 | Vertical | Horizontal | Pass |
| 11561.187 | -39.61 | 17.24 | -13.0 | -26.61 | 196.00 | Vertical | Horizontal | Pass |
| 17715.526 | -33.47 | 21.42 | -13.0 | -20.47 | 161.00 | Vertical | Horizontal | Pass |

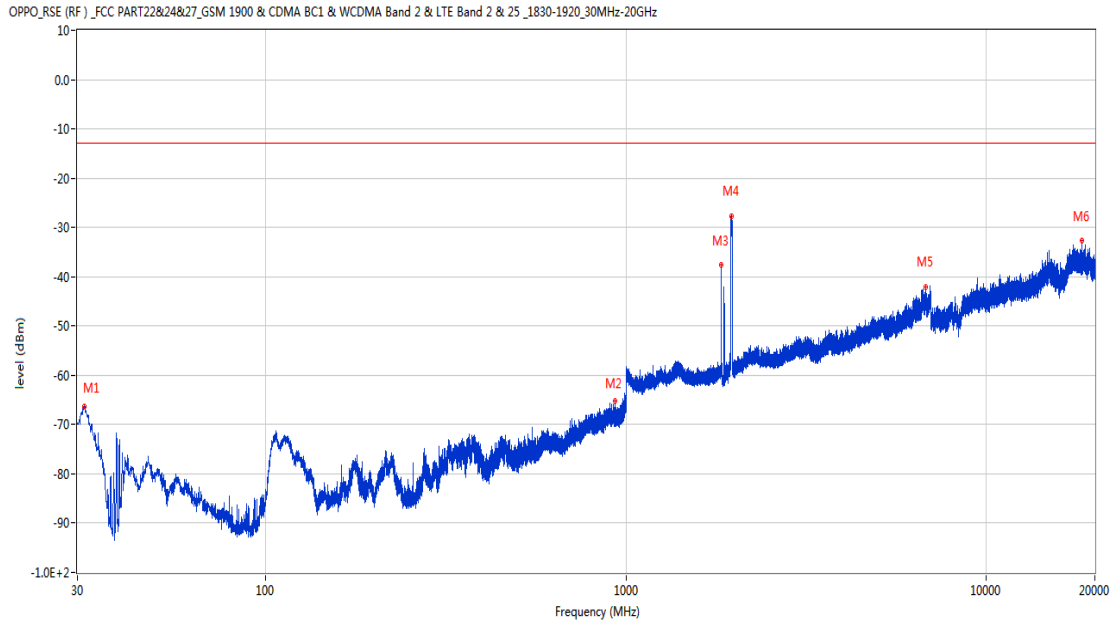
8.6 LTE Band 2 BW20, Middle Channel

RSE-H&H LTE Band 2 BW20 CH18900



| Frequency (MHz) | Result (dBm) | Factor (dB) | PK Limit (dBm) | Over Limit (dB) | Table (o) | ANT | EUT | Verdict |
|-----------------|--------------|-------------|----------------|-----------------|-----------|------------|------------|---------|
| 31.455 | -65.43 | -18.20 | -13.0 | -52.43 | 107.00 | Horizontal | Horizontal | Pass |
| 925.213 | -64.49 | 3.47 | -13.0 | -51.49 | 17.00 | Horizontal | Horizontal | Pass |
| 1836.000 | -33.44 | -4.48 | -13.0 | -20.44 | 320.00 | Horizontal | Horizontal | N/A |
| 1954.300 | -27.55 | -4.65 | -13.0 | -14.55 | 220.00 | Horizontal | Horizontal | N/A |
| 5527.800 | -46.15 | 7.62 | -13.0 | -33.15 | 336.00 | Horizontal | Horizontal | Pass |
| 17882.636 | -33.36 | 22.68 | -13.0 | -20.36 | 259.00 | Horizontal | Horizontal | Pass |

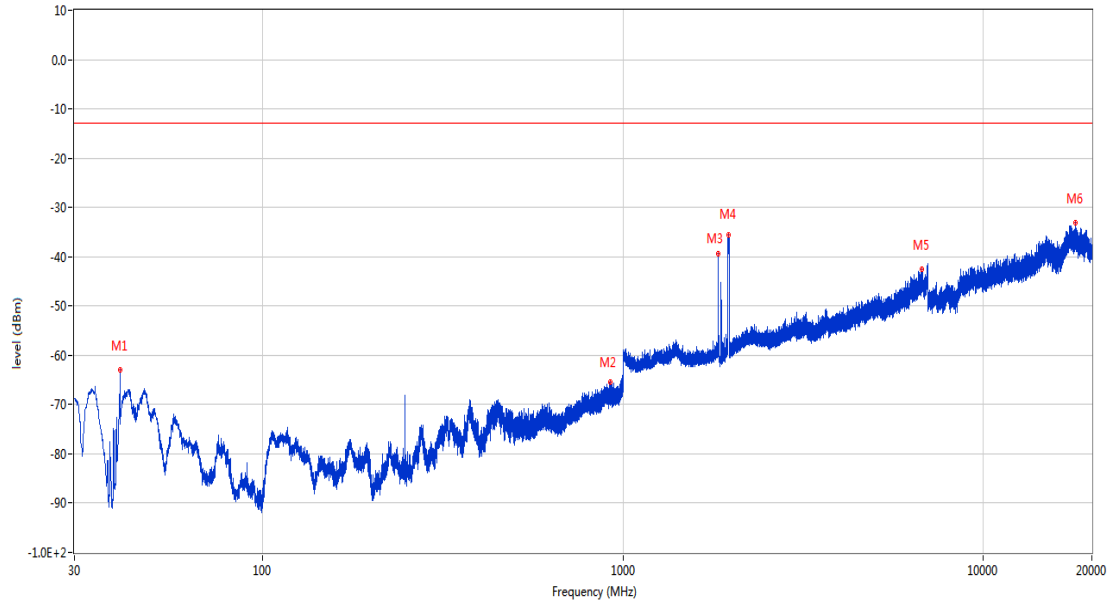
RSE-H&V LTE Band 2 BW20 CH18900



| Frequency (MHz) | Result (dBm) | Factor (dB) | PK Limit (dBm) | Over Limit (dB) | Table (o) | ANT | EUT | Verdict |
|-----------------|--------------|-------------|----------------|-----------------|-----------|------------|----------|---------|
| 31.407 | -66.32 | -18.33 | -13.0 | -53.32 | 95.00 | Horizontal | Vertical | Pass |
| 929.869 | -65.31 | 3.40 | -13.0 | -52.31 | 333.00 | Horizontal | Vertical | Pass |
| 1835.600 | -37.68 | -4.49 | -13.0 | -24.68 | 360.00 | Horizontal | Vertical | N/A |
| 1966.200 | -27.66 | -4.55 | -13.0 | -14.66 | 212.00 | Horizontal | Vertical | N/A |
| 6801.400 | -42.12 | 12.34 | -13.0 | -29.12 | 162.00 | Horizontal | Vertical | Pass |
| 18460.463 | -32.69 | 22.68 | -13.0 | -19.69 | 121.00 | Horizontal | Vertical | Pass |

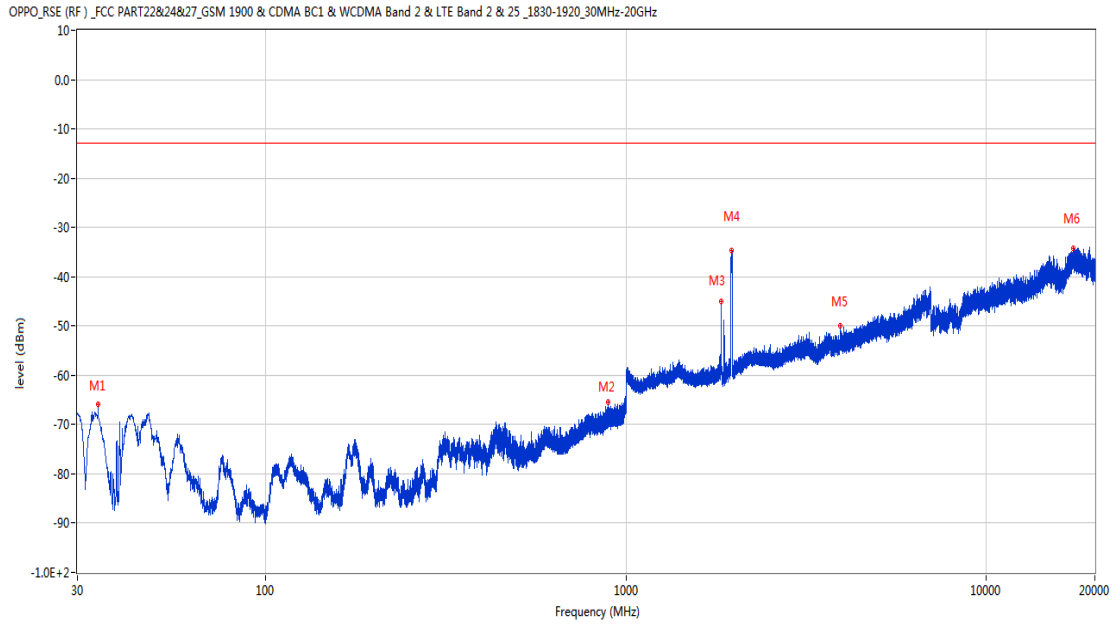
RSE-V&V LTE Band 2 BW20 CH18900

OPPO_RSE (RF) _ FCC PART22&24&27_GSM 1900 & CDMA BC1 & WCDMA Band 2 & LTE Band 2 & 25_1830-1920_30MHz-20GHz



| Frequency (MHz) | Result (dBm) | Factor (dB) | PK Limit (dBm) | Over Limit (dB) | Table (o) | ANT | EUT | Verdict |
|-----------------|--------------|-------------|----------------|-----------------|-----------|----------|----------|---------|
| 40.233 | -63.00 | -18.45 | -13.0 | -50.00 | 107.00 | Vertical | Vertical | Pass |
| 923.127 | -65.43 | 3.48 | -13.0 | -52.43 | 243.00 | Vertical | Vertical | Pass |
| 1836.000 | -39.43 | -4.48 | -13.0 | -26.43 | 290.00 | Vertical | Vertical | N/A |
| 1964.000 | -35.57 | -4.61 | -13.0 | -22.57 | 347.00 | Vertical | Vertical | N/A |
| 6763.600 | -42.56 | 11.45 | -13.0 | -29.56 | 236.00 | Vertical | Vertical | Pass |
| 18025.099 | -33.08 | 22.93 | -13.0 | -20.08 | 269.00 | Vertical | Vertical | Pass |

RSE-V&H LTE Band 2 BW20 CH18900

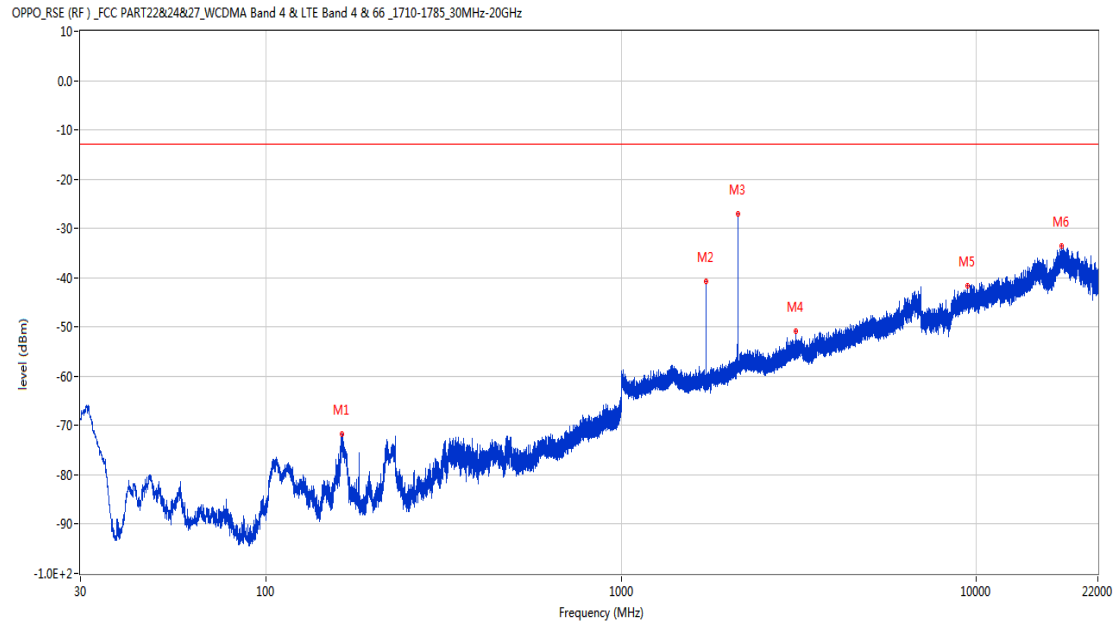


| Frequency (MHz) | Result (dBm) | Factor (dB) | PK Limit (dBm) | Over Limit (dB) | Table (o) | ANT | EUT | Verdict |
|-----------------|--------------|-------------|----------------|-----------------|-----------|----------|------------|---------|
| 34.268 | -65.85 | -18.28 | -13.0 | -52.85 | 360.00 | Vertical | Horizontal | Pass |
| 891.651 | -65.45 | 3.32 | -13.0 | -52.45 | 0.00 | Vertical | Horizontal | Pass |
| 1835.900 | -44.97 | -4.48 | -13.0 | -31.97 | 0.00 | Vertical | Horizontal | N/A |
| 1962.300 | -34.73 | -4.68 | -13.0 | -21.73 | 281.00 | Vertical | Horizontal | N/A |
| 3936.800 | -50.02 | 4.74 | -13.0 | -37.02 | 46.00 | Vertical | Horizontal | Pass |
| 17384.200 | -34.29 | 22.33 | -13.0 | -21.29 | 117.00 | Vertical | Horizontal | Pass |

9 LTE Band 4

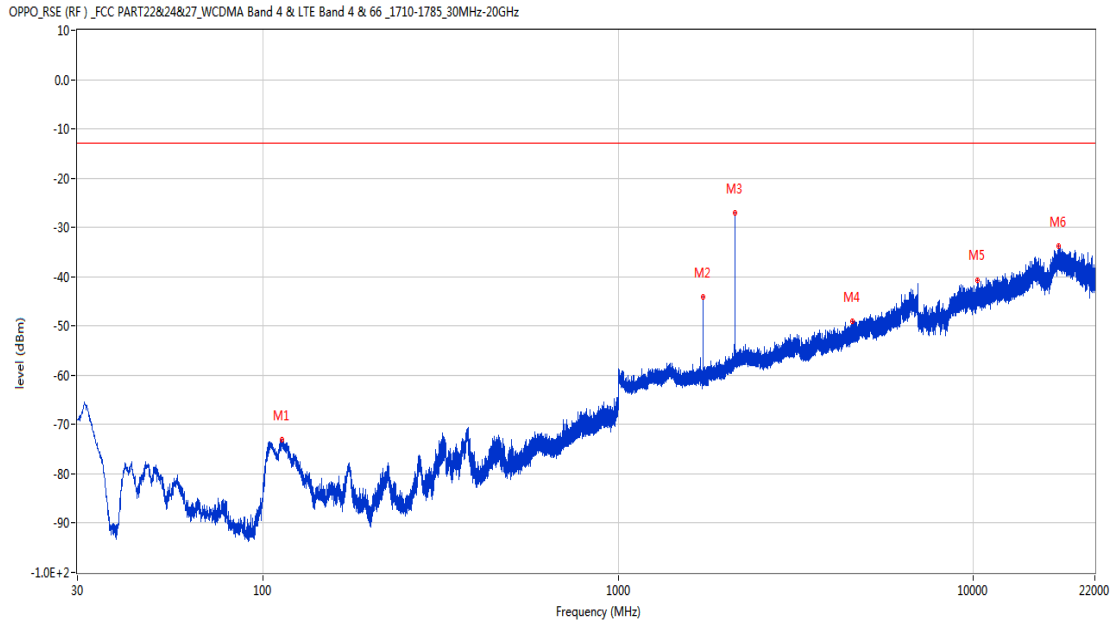
9.1 LTE Band 4 BW1.4, Middle Channel

RSE-H&H LTE Band 4 BW1.4 CH20175



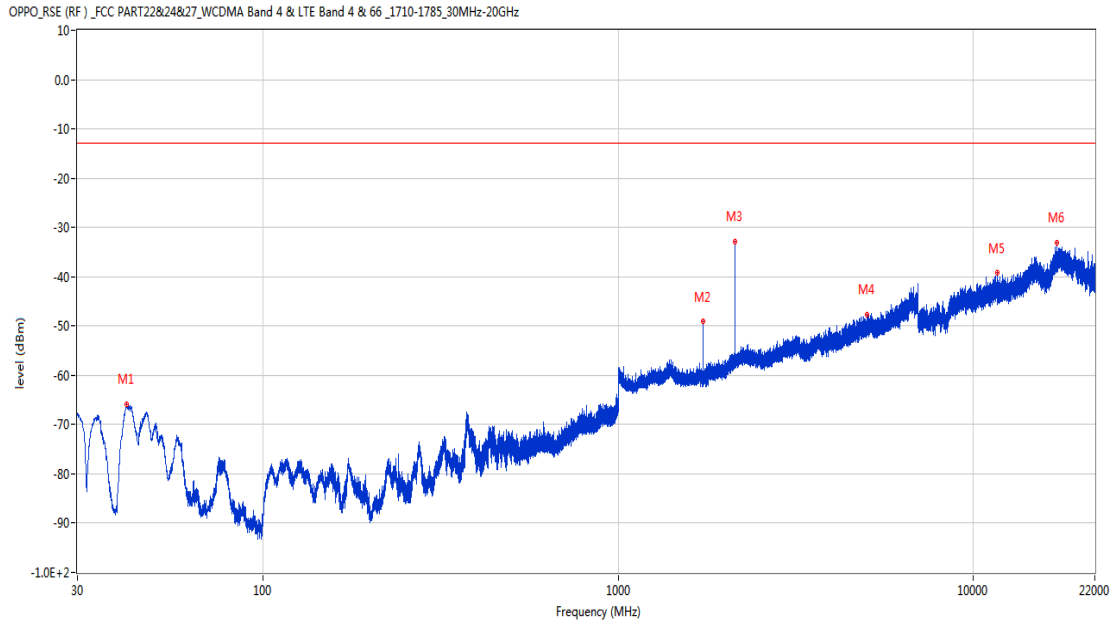
| Frequency (MHz) | Result (dBm) | Factor (dB) | PK Limit (dBm) | Over Limit (dB) | Table (o) | ANT | EUT | Verdict |
|-----------------|--------------|-------------|----------------|-----------------|-----------|------------|------------|---------|
| 163.375 | -71.64 | -15.01 | -13.0 | -58.64 | 173.00 | Horizontal | Horizontal | Pass |
| 1732.500 | -40.84 | -4.53 | -13.0 | -27.84 | 323.00 | Horizontal | Horizontal | N/A |
| 2132.800 | -27.09 | -2.61 | -13.0 | -14.09 | 229.00 | Horizontal | Horizontal | N/A |
| 3111.600 | -50.78 | 2.49 | -13.0 | -37.78 | 317.00 | Horizontal | Horizontal | Pass |
| 9449.500 | -41.67 | 16.73 | -13.0 | -28.67 | 233.00 | Horizontal | Horizontal | Pass |
| 17347.250 | -33.47 | 21.22 | -13.0 | -20.47 | 175.00 | Horizontal | Horizontal | Pass |

RSE-H&V LTE Band 4 BW1.4 CH20175



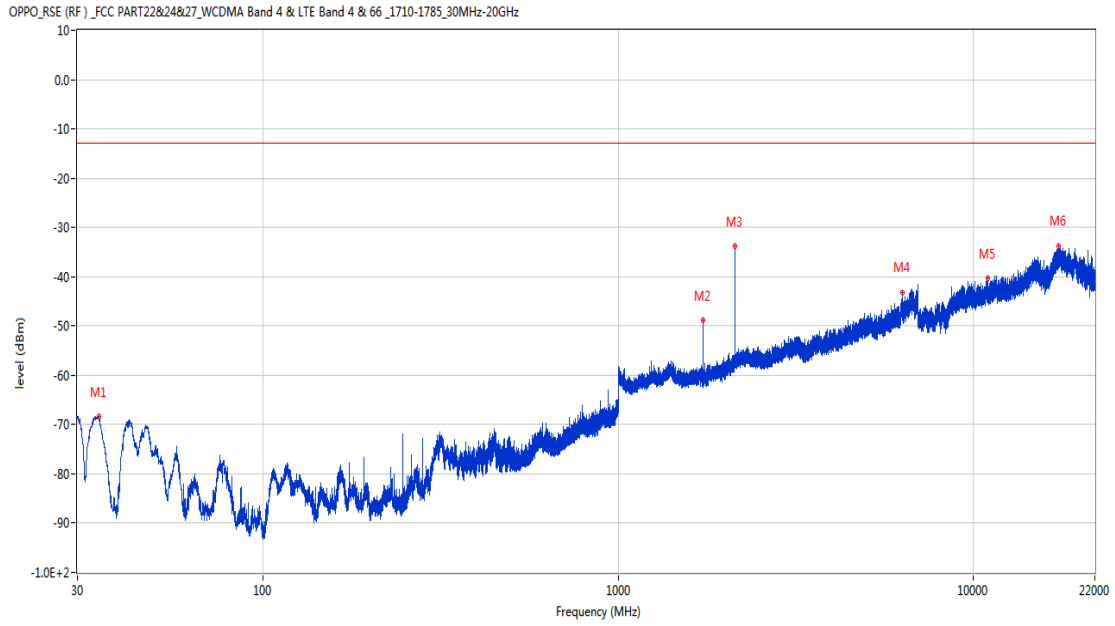
| Frequency (MHz) | Result (dBm) | Factor (dB) | PK Limit (dBm) | Over Limit (dB) | Table (o) | ANT | EUT | Verdict |
|-----------------|--------------|-------------|----------------|-----------------|-----------|------------|----------|---------|
| 112.838 | -73.11 | -20.93 | -13.0 | -60.11 | 17.00 | Horizontal | Vertical | Pass |
| 1732.500 | -44.17 | -4.53 | -13.0 | -31.17 | 162.00 | Horizontal | Vertical | N/A |
| 2132.700 | -26.97 | -2.61 | -13.0 | -13.97 | 113.00 | Horizontal | Vertical | N/A |
| 4555.400 | -49.12 | 6.23 | -13.0 | -36.12 | 360.00 | Horizontal | Vertical | Pass |
| 10256.800 | -40.67 | 17.64 | -13.0 | -27.67 | 79.00 | Horizontal | Vertical | Pass |
| 17380.551 | -33.80 | 22.24 | -13.0 | -20.80 | 198.00 | Horizontal | Vertical | Pass |

RSE-V&V LTE Band 4 BW1.4 CH20175



| Frequency (MHz) | Result (dBm) | Factor (dB) | PK Limit (dBm) | Over Limit (dB) | Table (o) | ANT | EUT | Verdict |
|-----------------|--------------|-------------|----------------|-----------------|-----------|----------|----------|---------|
| 41.300 | -65.85 | -17.69 | -13.0 | -52.85 | 78.00 | Vertical | Vertical | Pass |
| 1732.500 | -49.05 | -4.53 | -13.0 | -36.05 | 295.00 | Vertical | Vertical | N/A |
| 2133.300 | -32.78 | -2.60 | -13.0 | -19.78 | 346.00 | Vertical | Vertical | N/A |
| 5025.600 | -47.61 | 7.20 | -13.0 | -34.61 | 0.00 | Vertical | Vertical | Pass |
| 11687.975 | -39.24 | 16.86 | -13.0 | -26.24 | 37.00 | Vertical | Vertical | Pass |
| 17222.838 | -33.02 | 20.48 | -13.0 | -20.02 | 273.00 | Vertical | Vertical | Pass |

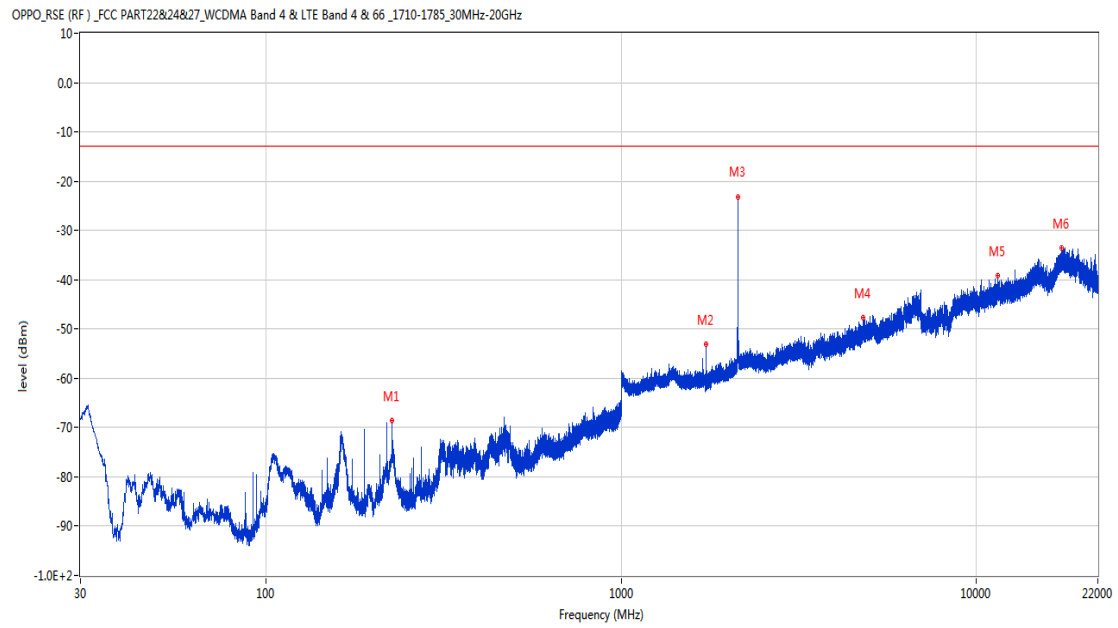
RSE-V&H LTE Band 4 BW1.4 CH20175



| Frequency (MHz) | Result (dBm) | Factor (dB) | PK Limit (dBm) | Over Limit (dB) | Table (o) | ANT | EUT | Verdict |
|-----------------|--------------|-------------|----------------|-----------------|-----------|----------|------------|---------|
| 34.462 | -68.38 | -18.34 | -13.0 | -55.38 | 246.00 | Vertical | Horizontal | Pass |
| 1731.900 | -48.90 | -4.53 | -13.0 | -35.90 | 360.00 | Vertical | Horizontal | N/A |
| 2132.700 | -33.71 | -2.61 | -13.0 | -20.71 | 324.00 | Vertical | Horizontal | N/A |
| 6306.400 | -43.21 | 10.54 | -13.0 | -30.21 | 26.00 | Vertical | Horizontal | Pass |
| 11021.550 | -40.39 | 16.98 | -13.0 | -27.39 | 250.00 | Vertical | Horizontal | Pass |
| 17420.788 | -33.68 | 22.63 | -13.0 | -20.68 | 252.00 | Vertical | Horizontal | Pass |

9.2 LTE Band 4 BW3, Middle Channel

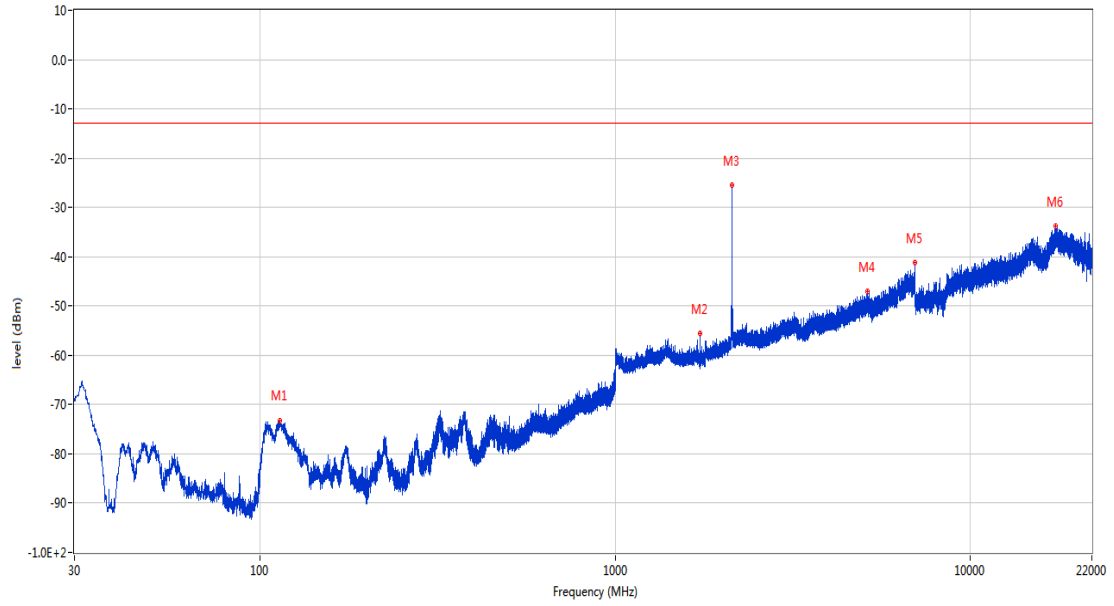
RSE-H&H LTE Band 4 BW3 CH20175



| Frequency (MHz) | Result (dBm) | Factor (dB) | PK Limit (dBm) | Over Limit (dB) | Table (o) | ANT | EUT | Verdict |
|-----------------|--------------|-------------|----------------|-----------------|-----------|------------|------------|---------|
| 226.231 | -68.65 | -15.57 | -13.0 | -55.65 | 100.00 | Horizontal | Horizontal | Pass |
| 1731.600 | -53.13 | -4.53 | -13.0 | -40.13 | 31.00 | Horizontal | Horizontal | N/A |
| 2133.400 | -23.14 | -2.59 | -13.0 | -10.14 | 209.00 | Horizontal | Horizontal | N/A |
| 4805.000 | -47.72 | 7.36 | -13.0 | -34.72 | 198.00 | Horizontal | Horizontal | Pass |
| 11501.388 | -39.22 | 17.78 | -13.0 | -26.22 | 111.00 | Horizontal | Horizontal | Pass |
| 17424.488 | -33.53 | 22.54 | -13.0 | -20.53 | 75.00 | Horizontal | Horizontal | Pass |

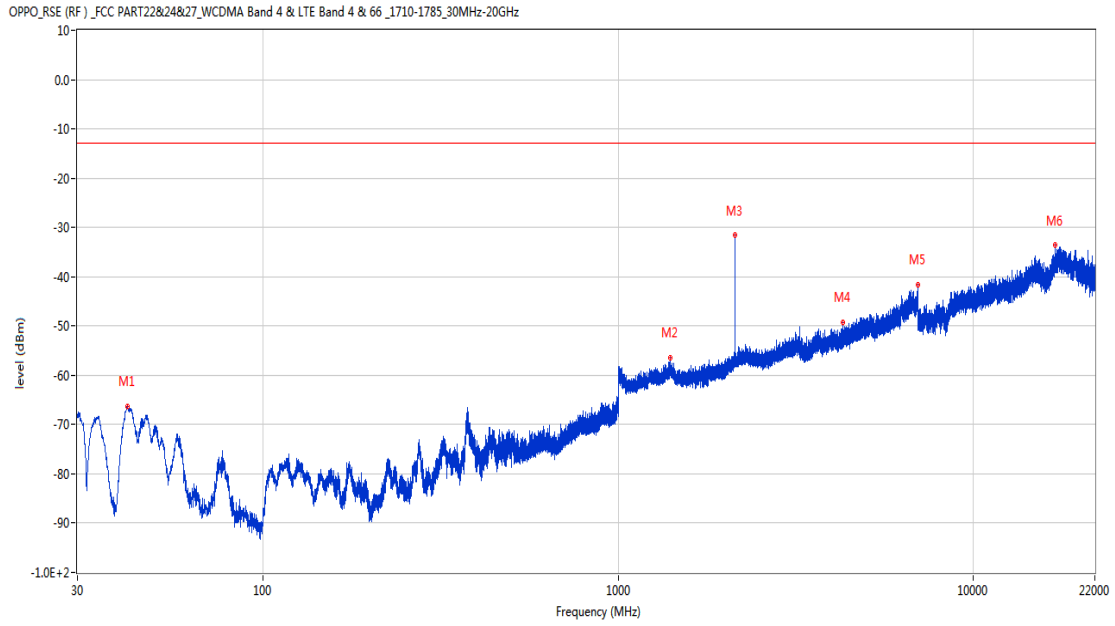
RSE-H&V LTE Band 4 BW3 CH20175

OPPO_RSE (RF) _FCC PART22&24&27_WCDMA Band 4 & LTE Band 4 & 66 _1710-1785_30MHz-20GHz



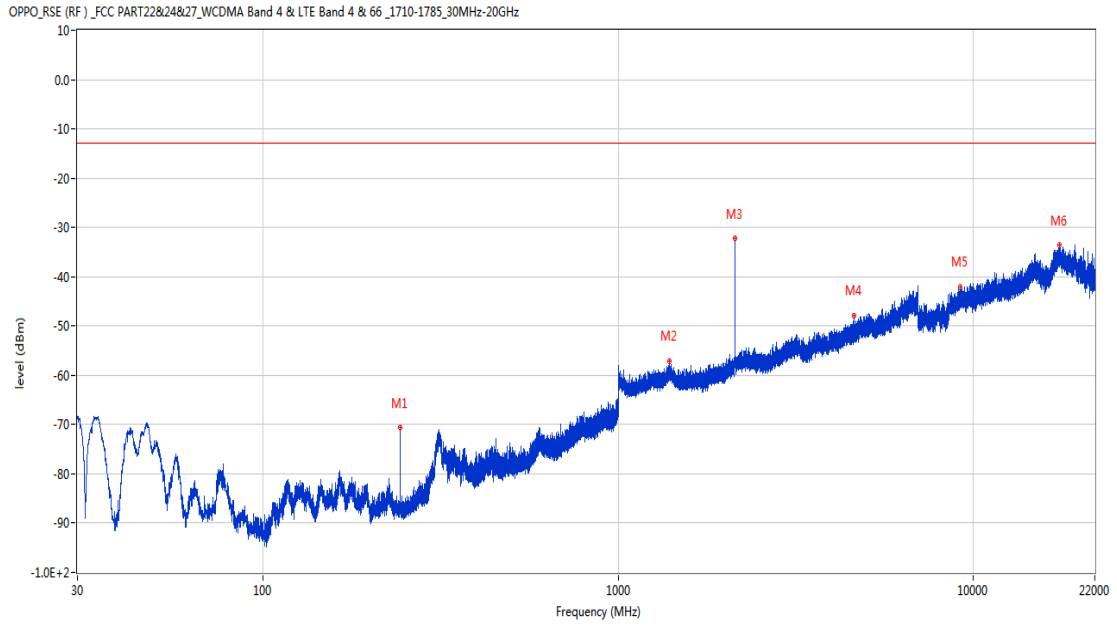
| Frequency (MHz) | Result (dBm) | Factor (dB) | PK Limit (dBm) | Over Limit (dB) | Table (o) | ANT | EUT | Verdict |
|-----------------|--------------|-------------|----------------|-----------------|-----------|------------|----------|---------|
| 113.468 | -73.33 | -20.81 | -13.0 | -60.33 | 0.00 | Horizontal | Vertical | Pass |
| 1731.600 | -55.63 | -4.53 | -13.0 | -42.63 | 160.00 | Horizontal | Vertical | N/A |
| 2132.300 | -25.46 | -2.63 | -13.0 | -12.46 | 127.00 | Horizontal | Vertical | N/A |
| 5128.200 | -46.94 | 7.85 | -13.0 | -33.94 | 301.00 | Horizontal | Vertical | Pass |
| 7000.000 | -41.24 | 13.64 | -13.0 | -28.24 | 238.00 | Horizontal | Vertical | Pass |
| 17434.663 | -33.83 | 22.29 | -13.0 | -20.83 | 317.00 | Horizontal | Vertical | Pass |

RSE-V&V LTE Band 4 BW3 CH20175



| Frequency (MHz) | Result (dBm) | Factor (dB) | PK Limit (dBm) | Over Limit (dB) | Table (o) | ANT | EUT | Verdict |
|-----------------|--------------|-------------|----------------|-----------------|-----------|----------|----------|---------|
| 41.543 | -66.22 | -17.57 | -13.0 | -53.22 | 84.00 | Vertical | Vertical | Pass |
| 1405.100 | -56.52 | -3.99 | -13.0 | -43.52 | 348.00 | Vertical | Vertical | Pass |
| 2133.300 | -31.54 | -2.60 | -13.0 | -18.54 | 329.00 | Vertical | Vertical | N/A |
| 4287.800 | -49.18 | 5.22 | -13.0 | -36.18 | 203.00 | Vertical | Vertical | Pass |
| 6998.000 | -41.66 | 13.63 | -13.0 | -28.66 | 287.00 | Vertical | Vertical | Pass |
| 16975.400 | -33.44 | 21.02 | -13.0 | -20.44 | 14.00 | Vertical | Vertical | Pass |

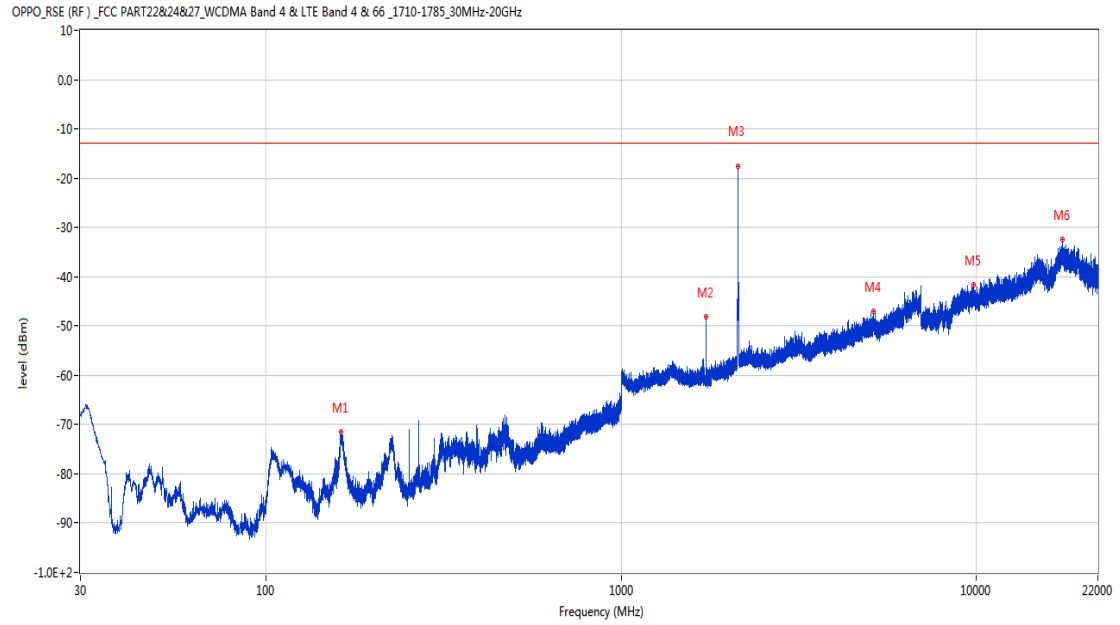
RSE-V&H LTE Band 4 BW3 CH20175



| Frequency (MHz) | Result (dBm) | Factor (dB) | PK Limit (dBm) | Over Limit (dB) | Table (o) | ANT | EUT | Verdict |
|-----------------|--------------|-------------|----------------|-----------------|-----------|----------|------------|---------|
| 243.158 | -70.63 | -15.14 | -13.0 | -57.63 | 248.00 | Vertical | Horizontal | Pass |
| 1394.100 | -57.22 | -4.02 | -13.0 | -44.22 | 250.00 | Vertical | Horizontal | Pass |
| 2133.800 | -32.31 | -2.58 | -13.0 | -19.31 | 327.00 | Vertical | Horizontal | N/A |
| 4606.000 | -47.87 | 6.06 | -13.0 | -34.87 | 219.00 | Vertical | Horizontal | Pass |
| 9194.776 | -42.19 | 15.25 | -13.0 | -29.19 | 37.00 | Vertical | Horizontal | Pass |
| 17469.813 | -33.51 | 21.72 | -13.0 | -20.51 | 108.00 | Vertical | Horizontal | Pass |

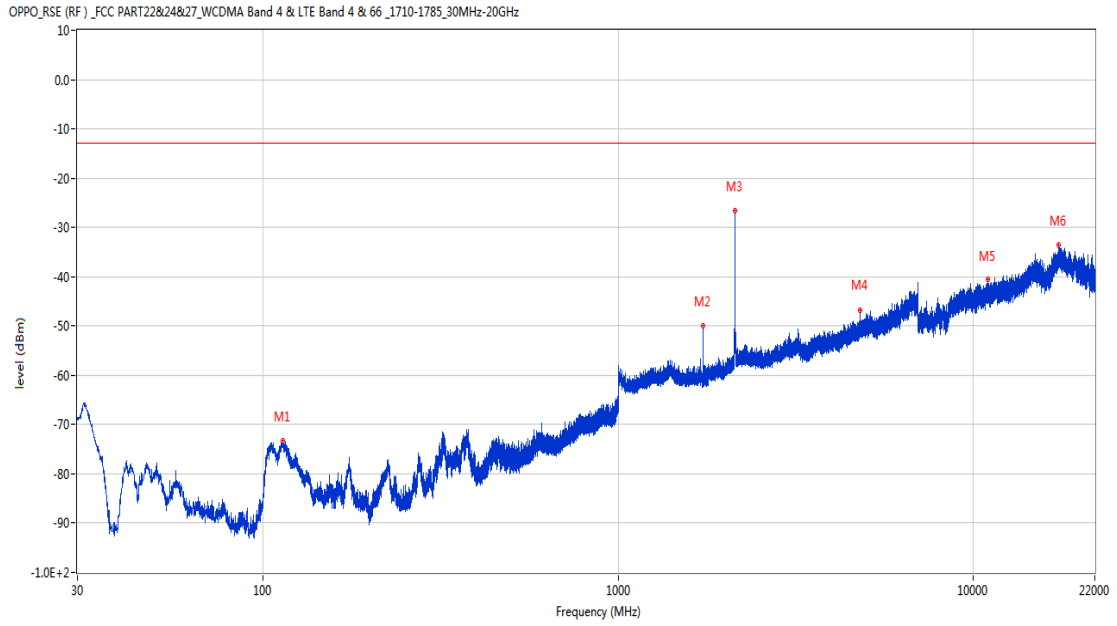
9.3 LTE Band 4 BW5, Middle Channel

RSE-H&H LTE Band 4 BW5 CH20175



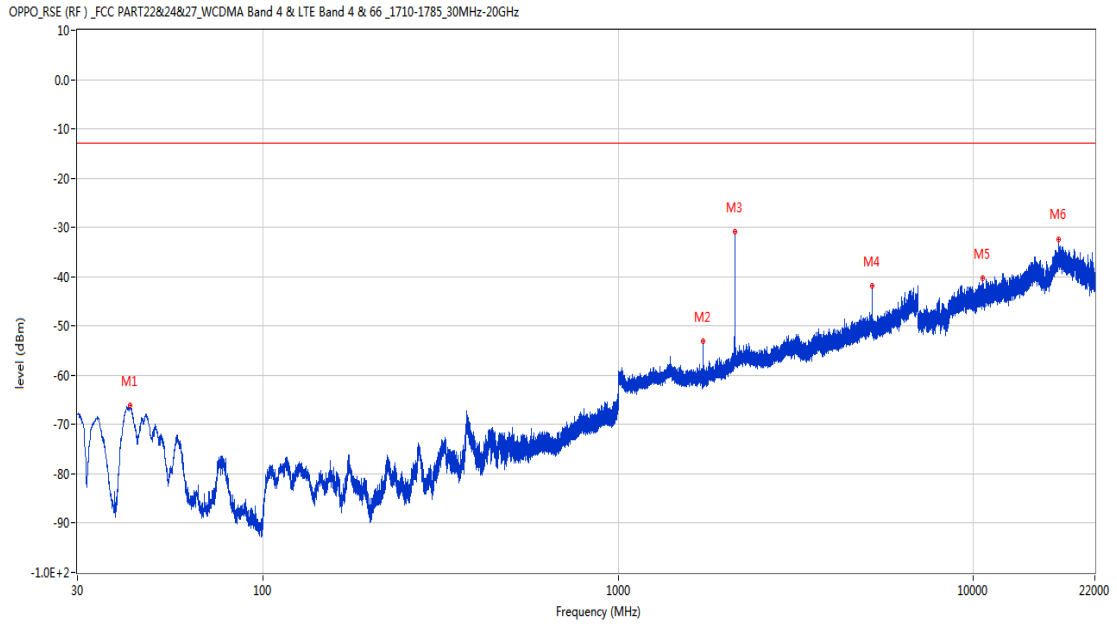
| Frequency (MHz) | Result (dBm) | Factor (dB) | PK Limit (dBm) | Over Limit (dB) | Table (o) | ANT | EUT | Verdict |
|-----------------|--------------|-------------|----------------|-----------------|-----------|------------|------------|---------|
| 162.793 | -71.59 | -14.97 | -13.0 | -58.59 | 186.00 | Horizontal | Horizontal | Pass |
| 1730.800 | -48.15 | -4.53 | -13.0 | -35.15 | 310.00 | Horizontal | Horizontal | N/A |
| 2131.500 | -17.69 | -2.65 | -13.0 | -4.69 | 213.00 | Horizontal | Horizontal | N/A |
| 5136.000 | -47.11 | 7.59 | -13.0 | -34.11 | 295.00 | Horizontal | Horizontal | Pass |
| 9841.937 | -41.57 | 16.97 | -13.0 | -28.57 | 246.00 | Horizontal | Horizontal | Pass |
| 17448.073 | -32.48 | 21.98 | -13.0 | -19.48 | 264.00 | Horizontal | Horizontal | Pass |

RSE-H&V LTE Band 4 BW5 CH20175



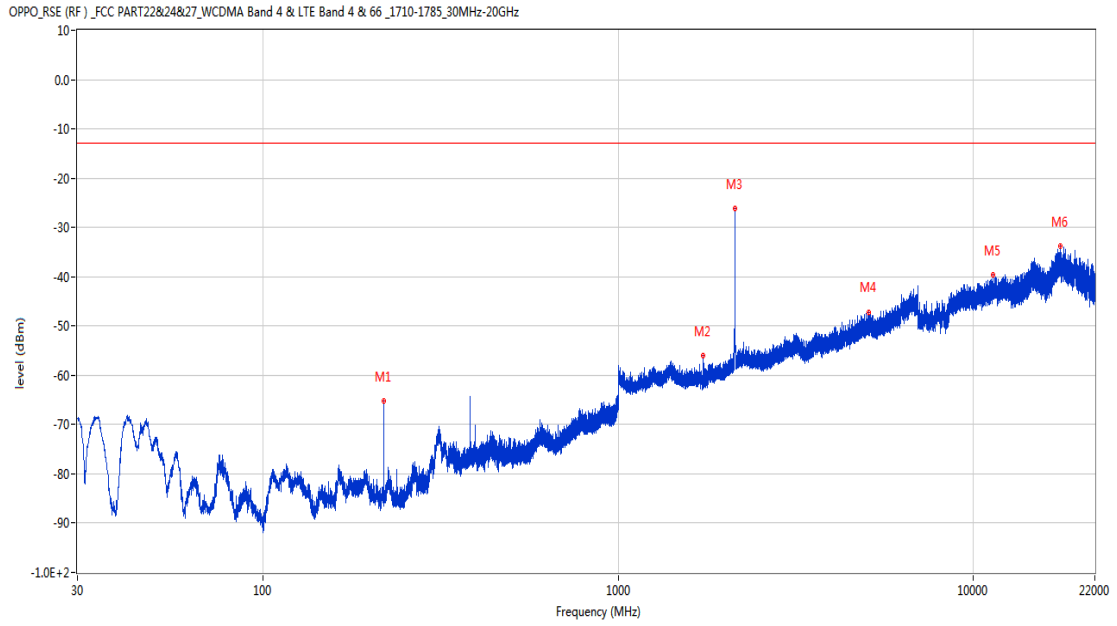
| Frequency (MHz) | Result (dBm) | Factor (dB) | PK Limit (dBm) | Over Limit (dB) | Table (o) | ANT | EUT | Verdict |
|-----------------|--------------|-------------|----------------|-----------------|-----------|------------|----------|---------|
| 113.759 | -73.35 | -20.76 | -13.0 | -60.35 | 0.00 | Horizontal | Vertical | Pass |
| 1730.700 | -50.01 | -4.53 | -13.0 | -37.01 | 158.00 | Horizontal | Vertical | N/A |
| 2133.400 | -26.57 | -2.59 | -13.0 | -13.57 | 110.00 | Horizontal | Vertical | N/A |
| 4802.600 | -46.71 | 7.59 | -13.0 | -33.71 | 155.00 | Horizontal | Vertical | Pass |
| 10998.838 | -40.57 | 17.47 | -13.0 | -27.57 | 345.00 | Horizontal | Vertical | Pass |
| 17430.499 | -33.63 | 22.39 | -13.0 | -20.63 | 0.00 | Horizontal | Vertical | Pass |

RSE-V&V LTE Band 4 BW5 CH20175



| Frequency (MHz) | Result (dBm) | Factor (dB) | PK Limit (dBm) | Over Limit (dB) | Table (o) | ANT | EUT | Verdict |
|-----------------|--------------|-------------|----------------|-----------------|-----------|----------|----------|---------|
| 42.173 | -66.06 | -17.17 | -13.0 | -53.06 | 60.00 | Vertical | Vertical | Pass |
| 1730.700 | -53.12 | -4.53 | -13.0 | -40.12 | 292.00 | Vertical | Vertical | N/A |
| 2132.200 | -30.83 | -2.63 | -13.0 | -17.83 | 356.00 | Vertical | Vertical | N/A |
| 5191.600 | -41.92 | 7.40 | -13.0 | -28.92 | 88.00 | Vertical | Vertical | Pass |
| 10626.525 | -40.27 | 15.90 | -13.0 | -27.27 | 213.00 | Vertical | Vertical | Pass |
| 17426.338 | -32.34 | 22.49 | -13.0 | -19.34 | 207.00 | Vertical | Vertical | Pass |

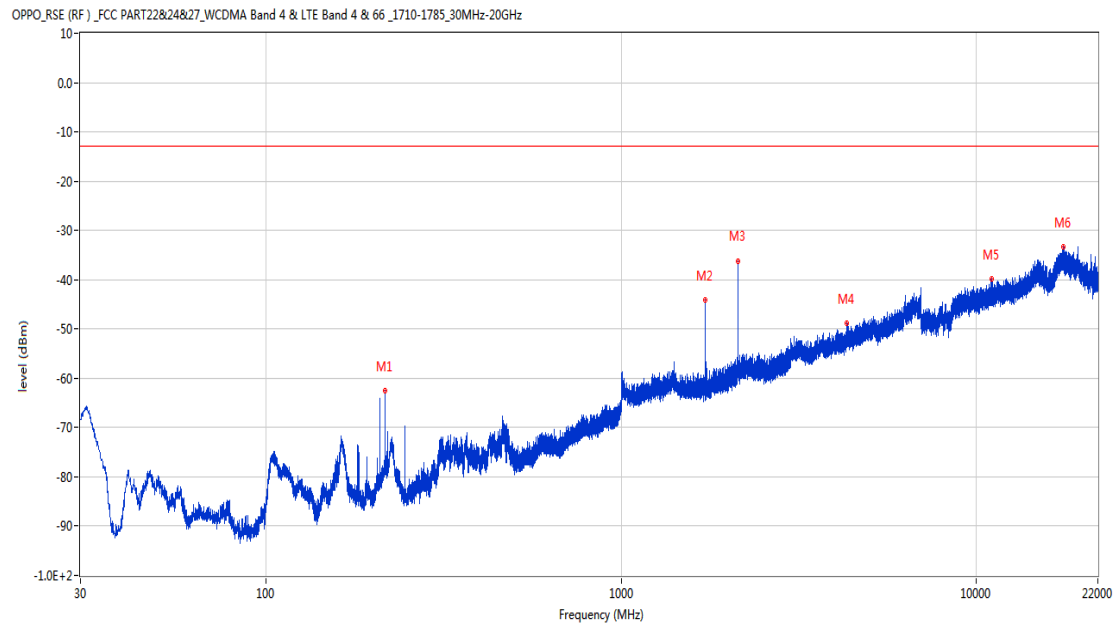
RSE-V&H LTE Band 4 BW5 CH20175



| Frequency (MHz) | Result (dBm) | Factor (dB) | PK Limit (dBm) | Over Limit (dB) | Table (o) | ANT | EUT | Verdict |
|-----------------|--------------|-------------|----------------|-----------------|-----------|----------|------------|---------|
| 218.422 | -65.30 | -15.77 | -13.0 | -52.30 | 189.00 | Vertical | Horizontal | Pass |
| 1730.800 | -55.97 | -4.53 | -13.0 | -42.97 | 360.00 | Vertical | Horizontal | N/A |
| 2131.700 | -26.08 | -2.64 | -13.0 | -13.08 | 310.00 | Vertical | Horizontal | N/A |
| 5075.400 | -47.13 | 7.35 | -13.0 | -34.13 | 289.00 | Vertical | Horizontal | Pass |
| 11360.800 | -39.61 | 17.05 | -13.0 | -26.61 | 334.00 | Vertical | Horizontal | Pass |
| 17591.450 | -33.89 | 22.06 | -13.0 | -20.89 | 59.00 | Vertical | Horizontal | Pass |

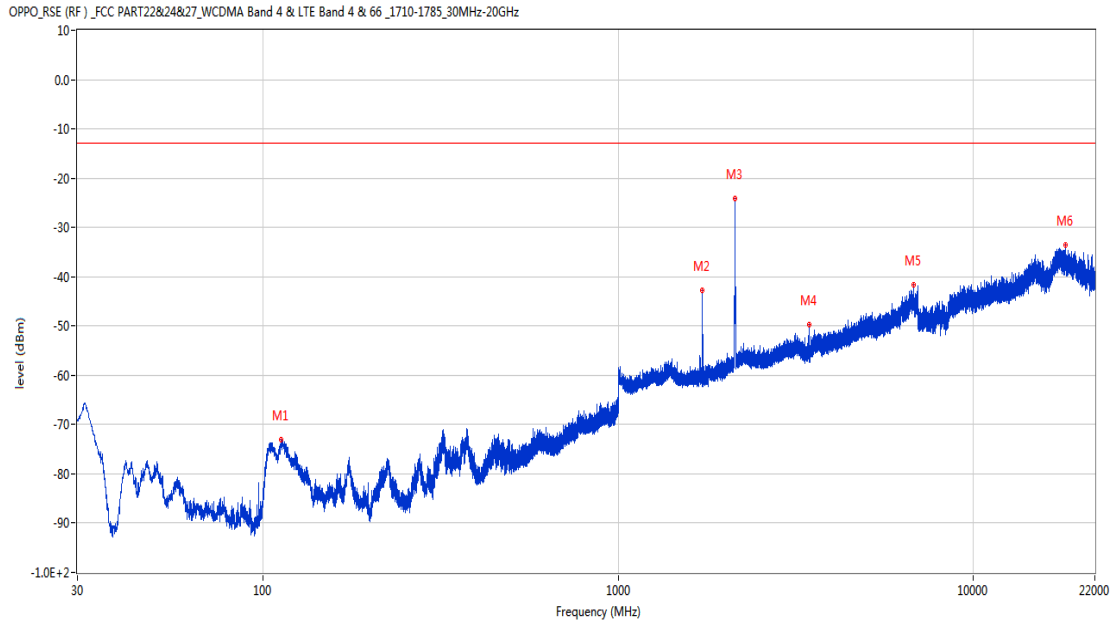
9.4 LTE Band 4 BW10, Middle Channel

RSE-H&H LTE Band 4 BW10 CH20175



| Frequency (MHz) | Result (dBm) | Factor (dB) | PK Limit (dBm) | Over Limit (dB) | Table (o) | ANT | EUT | Verdict |
|-----------------|--------------|-------------|----------------|-----------------|-----------|------------|------------|---------|
| 216.143 | -62.60 | -15.88 | -13.0 | -49.60 | 57.00 | Horizontal | Horizontal | Pass |
| 1728.500 | -44.15 | -4.53 | -13.0 | -31.15 | 16.00 | Horizontal | Horizontal | N/A |
| 2137.000 | -36.16 | -2.51 | -13.0 | -23.16 | 16.00 | Horizontal | Horizontal | N/A |
| 4306.800 | -48.86 | 5.46 | -13.0 | -35.86 | 90.00 | Horizontal | Horizontal | Pass |
| 11029.313 | -39.83 | 16.85 | -13.0 | -26.83 | 8.00 | Horizontal | Horizontal | Pass |
| 17612.724 | -33.39 | 21.86 | -13.0 | -20.39 | 117.00 | Horizontal | Horizontal | Pass |

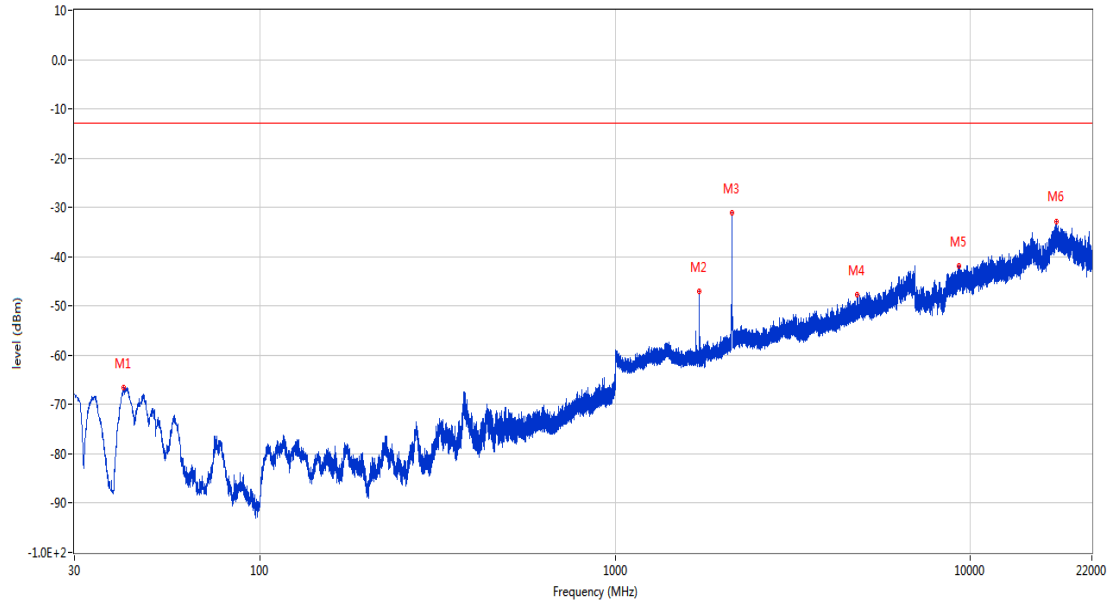
RSE-H&V LTE Band 4 BW10 CH20175



| Frequency (MHz) | Result (dBm) | Factor (dB) | PK Limit (dBm) | Over Limit (dB) | Table (o) | ANT | EUT | Verdict |
|-----------------|--------------|-------------|----------------|-----------------|-----------|------------|----------|---------|
| 112.304 | -73.12 | -21.04 | -13.0 | -60.12 | -3.00 | Horizontal | Vertical | Pass |
| 1728.500 | -42.71 | -4.53 | -13.0 | -29.71 | 177.00 | Horizontal | Vertical | N/A |
| 2129.600 | -24.19 | -2.67 | -13.0 | -11.19 | 130.00 | Horizontal | Vertical | N/A |
| 3456.600 | -49.81 | 2.28 | -13.0 | -36.81 | 113.00 | Horizontal | Vertical | Pass |
| 6783.000 | -41.58 | 12.15 | -13.0 | -28.58 | 220.00 | Horizontal | Vertical | Pass |
| 18177.901 | -33.59 | 22.35 | -13.0 | -20.59 | 177.00 | Horizontal | Vertical | Pass |

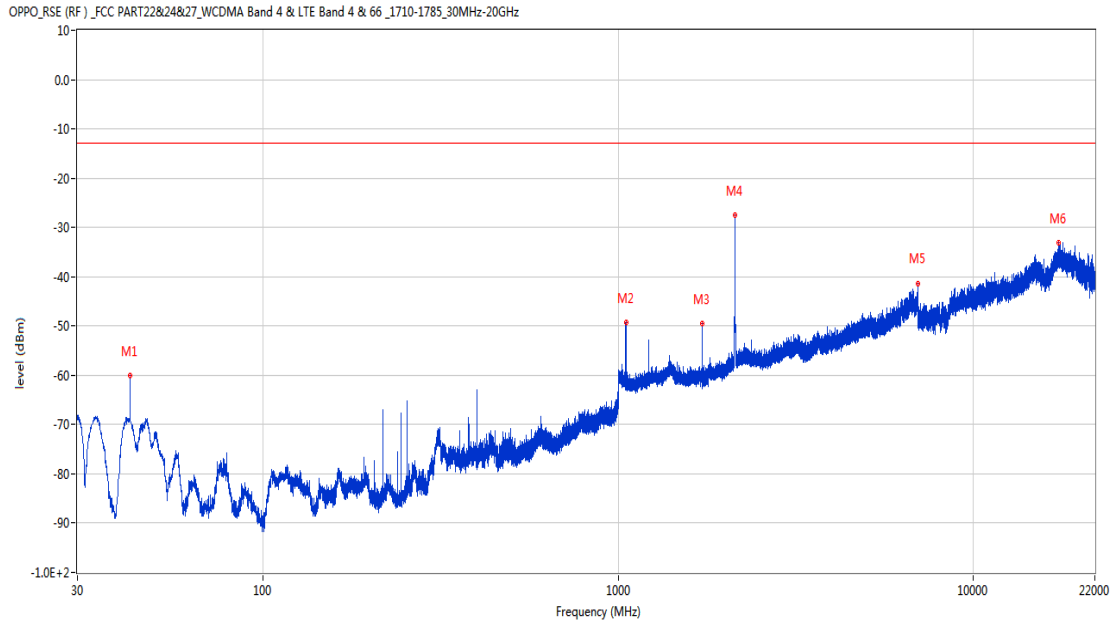
RSE-V&V LTE Band 4 BW10 CH20175

OPPO_RSE (RF) _ FCC PART22&24&27_WCDMA Band 4 & LTE Band 4 & 66 _1710-1785_30MHz-20GHz



| Frequency (MHz) | Result (dBm) | Factor (dB) | PK Limit (dBm) | Over Limit (dB) | Table (o) | ANT | EUT | Verdict |
|-----------------|--------------|-------------|----------------|-----------------|-----------|----------|----------|---------|
| 41.203 | -66.58 | -17.74 | -13.0 | -53.58 | 50.00 | Vertical | Vertical | Pass |
| 1728.600 | -46.99 | -4.53 | -13.0 | -33.99 | 279.00 | Vertical | Vertical | N/A |
| 2135.800 | -31.19 | -2.56 | -13.0 | -18.19 | 336.00 | Vertical | Vertical | N/A |
| 4807.200 | -47.59 | 7.18 | -13.0 | -34.59 | 215.00 | Vertical | Vertical | Pass |
| 9296.263 | -41.93 | 15.46 | -13.0 | -28.93 | 334.00 | Vertical | Vertical | Pass |
| 17466.575 | -32.86 | 21.73 | -13.0 | -19.86 | 77.00 | Vertical | Vertical | Pass |

RSE-V&H LTE Band 4 BW10 CH20175

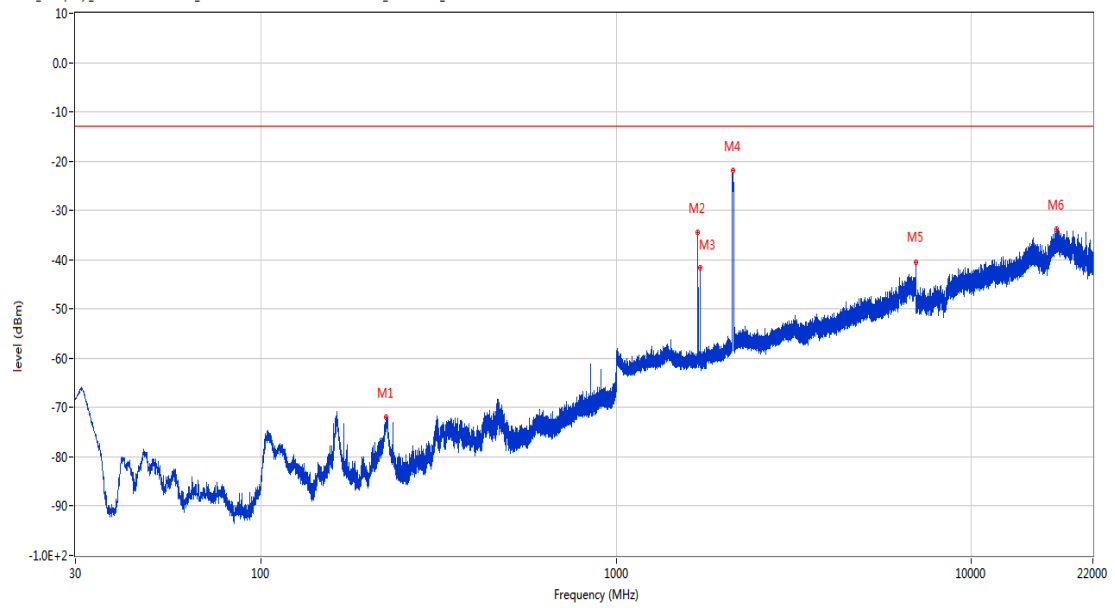


| Frequency (MHz) | Result (dBm) | Factor (dB) | PK Limit (dBm) | Over Limit (dB) | Table (o) | ANT | EUT | Verdict |
|-----------------|--------------|-------------|----------------|-----------------|-----------|----------|------------|---------|
| 42.222 | -60.14 | -17.13 | -13.0 | -47.14 | 5.00 | Vertical | Horizontal | Pass |
| 1051.000 | -49.22 | -6.43 | -13.0 | -36.22 | 8.00 | Vertical | Horizontal | Pass |
| 1728.600 | -49.55 | -4.53 | -13.0 | -36.55 | 8.00 | Vertical | Horizontal | N/A |
| 2132.300 | -27.45 | -2.63 | -13.0 | -14.45 | 326.00 | Vertical | Horizontal | N/A |
| 6999.200 | -41.48 | 13.65 | -13.0 | -28.48 | 83.00 | Vertical | Horizontal | Pass |
| 17440.676 | -33.18 | 22.14 | -13.0 | -20.18 | 266.00 | Vertical | Horizontal | Pass |

9.5 LTE Band 4 BW15, Middle Channel

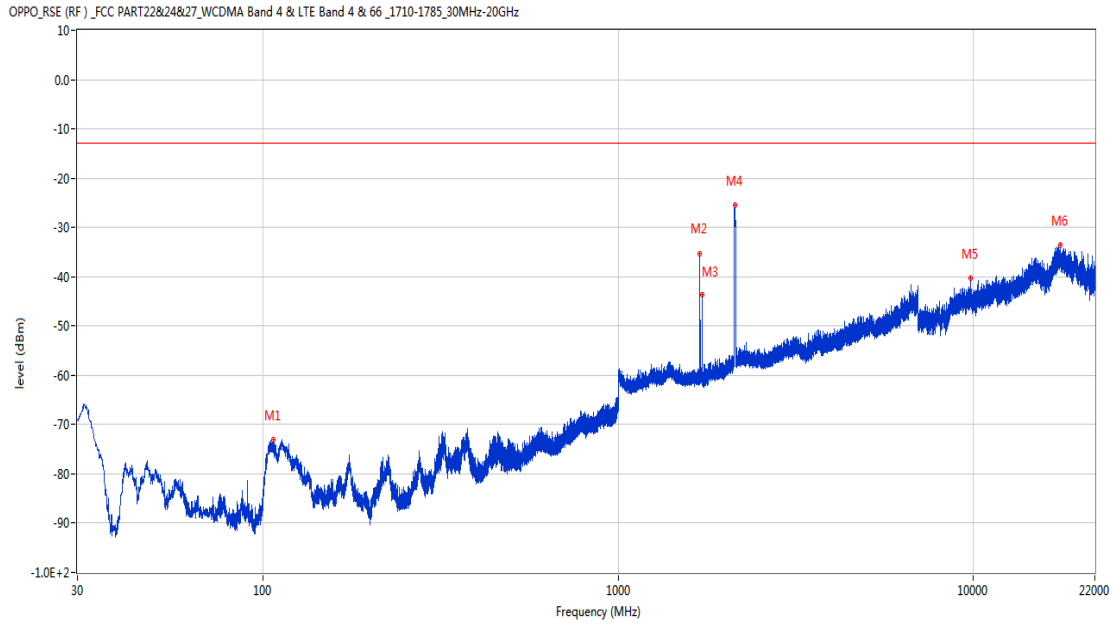
RSE-H&H LTE Band 4 BW15 CH20175

OPPO_RSE (RF) _FCC PART22&24&27_WCDMA Band 4 & LTE Band 4 & 66 _1710-1785_30MHz-20GHz



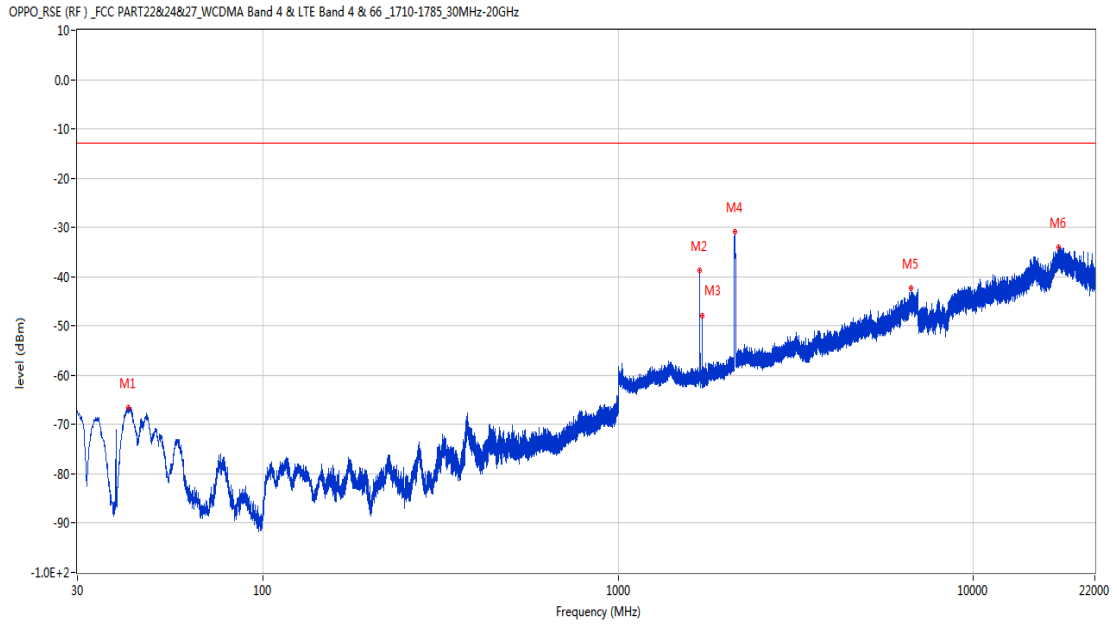
| Frequency (MHz) | Result (dBm) | Factor (dB) | PK Limit (dBm) | Over Limit (dB) | Table (o) | ANT | EUT | Verdict |
|-----------------|--------------|-------------|----------------|-----------------|-----------|------------|------------|---------|
| 225.358 | -72.02 | -15.60 | -13.0 | -59.02 | 210.00 | Horizontal | Horizontal | Pass |
| 1699.700 | -34.56 | -4.60 | -13.0 | -21.56 | 106.00 | Horizontal | Horizontal | N/A |
| 1726.100 | -41.65 | -4.53 | -13.0 | -28.65 | 319.00 | Horizontal | Horizontal | N/A |
| 2138.500 | -21.97 | -2.47 | -13.0 | -8.97 | 215.00 | Horizontal | Horizontal | N/A |
| 6979.800 | -40.50 | 13.85 | -13.0 | -27.50 | 49.00 | Horizontal | Horizontal | Pass |
| 17421.251 | -33.87 | 22.62 | -13.0 | -20.87 | 33.00 | Horizontal | Horizontal | Pass |

RSE-H&V LTE Band 4 BW15 CH20175



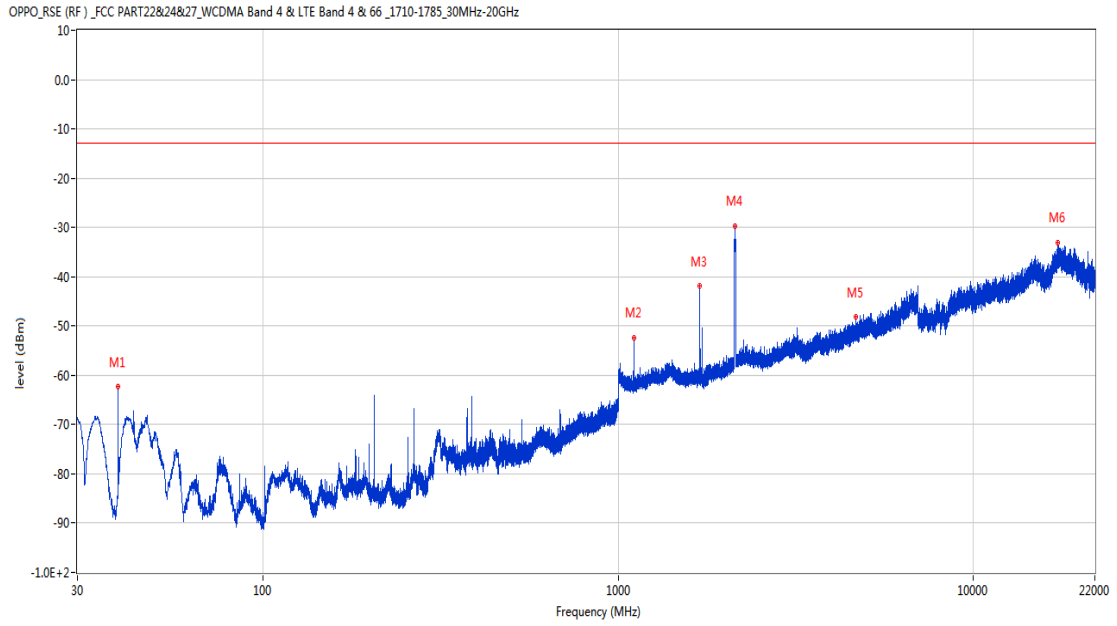
| Frequency (MHz) | Result (dBm) | Factor (dB) | PK Limit (dBm) | Over Limit (dB) | Table (o) | ANT | EUT | Verdict |
|-----------------|--------------|-------------|----------------|-----------------|-----------|------------|----------|---------|
| 106.775 | -73.01 | -21.67 | -13.0 | -60.01 | 360.00 | Horizontal | Vertical | Pass |
| 1699.000 | -35.29 | -4.68 | -13.0 | -22.29 | 171.00 | Horizontal | Vertical | N/A |
| 1725.700 | -43.70 | -4.53 | -13.0 | -30.70 | 157.00 | Horizontal | Vertical | N/A |
| 2136.600 | -25.48 | -2.53 | -13.0 | -12.48 | 104.00 | Horizontal | Vertical | N/A |
| 9845.100 | -40.38 | 16.96 | -13.0 | -27.38 | 317.00 | Horizontal | Vertical | Pass |
| 17570.636 | -33.64 | 22.32 | -13.0 | -20.64 | 104.00 | Horizontal | Vertical | Pass |

RSE-V&V LTE Band 4 BW15 CH20175



| Frequency (MHz) | Result (dBm) | Factor (dB) | PK Limit (dBm) | Over Limit (dB) | Table (o) | ANT | EUT | Verdict |
|-----------------|--------------|-------------|----------------|-----------------|-----------|----------|----------|---------|
| 41.688 | -66.63 | -17.50 | -13.0 | -53.63 | 59.00 | Vertical | Vertical | Pass |
| 1699.300 | -38.69 | -4.65 | -13.0 | -25.69 | 283.00 | Vertical | Vertical | N/A |
| 1725.700 | -47.99 | -4.53 | -13.0 | -34.99 | 283.00 | Vertical | Vertical | N/A |
| 2128.400 | -30.84 | -2.76 | -13.0 | -17.84 | 356.00 | Vertical | Vertical | N/A |
| 6691.600 | -42.32 | 11.79 | -13.0 | -29.32 | 51.00 | Vertical | Vertical | Pass |
| 17371.300 | -34.11 | 21.92 | -13.0 | -21.11 | 224.00 | Vertical | Vertical | Pass |

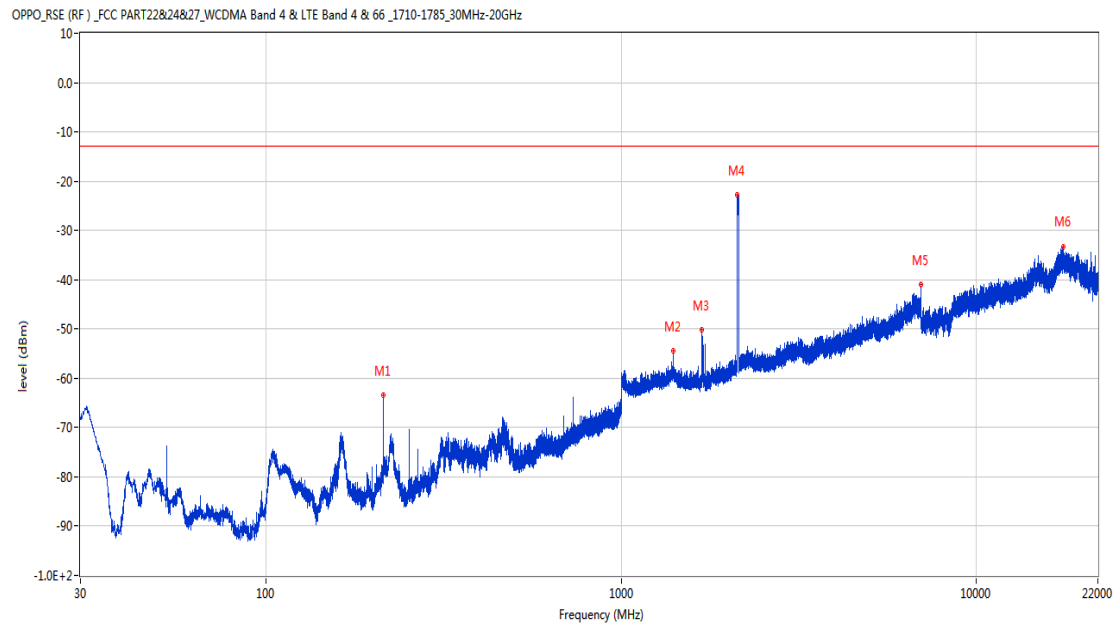
RSE-V&H LTE Band 4 BW15 CH20175



| Frequency (MHz) | Result (dBm) | Factor (dB) | PK Limit (dBm) | Over Limit (dB) | Table (o) | ANT | EUT | Verdict |
|-----------------|--------------|-------------|----------------|-----------------|-----------|----------|------------|---------|
| 39.069 | -62.33 | -19.25 | -13.0 | -49.33 | 166.00 | Vertical | Horizontal | Pass |
| 1109.600 | -52.31 | -6.71 | -13.0 | -39.31 | 139.00 | Vertical | Horizontal | N/A |
| 1699.800 | -41.83 | -4.59 | -13.0 | -28.83 | -1.00 | Vertical | Horizontal | N/A |
| 2131.600 | -29.81 | -2.65 | -13.0 | -16.81 | 312.00 | Vertical | Horizontal | N/A |
| 4672.600 | -48.17 | 6.56 | -13.0 | -35.17 | 293.00 | Vertical | Horizontal | Pass |
| 17291.287 | -33.19 | 21.12 | -13.0 | -20.19 | 93.00 | Vertical | Horizontal | Pass |

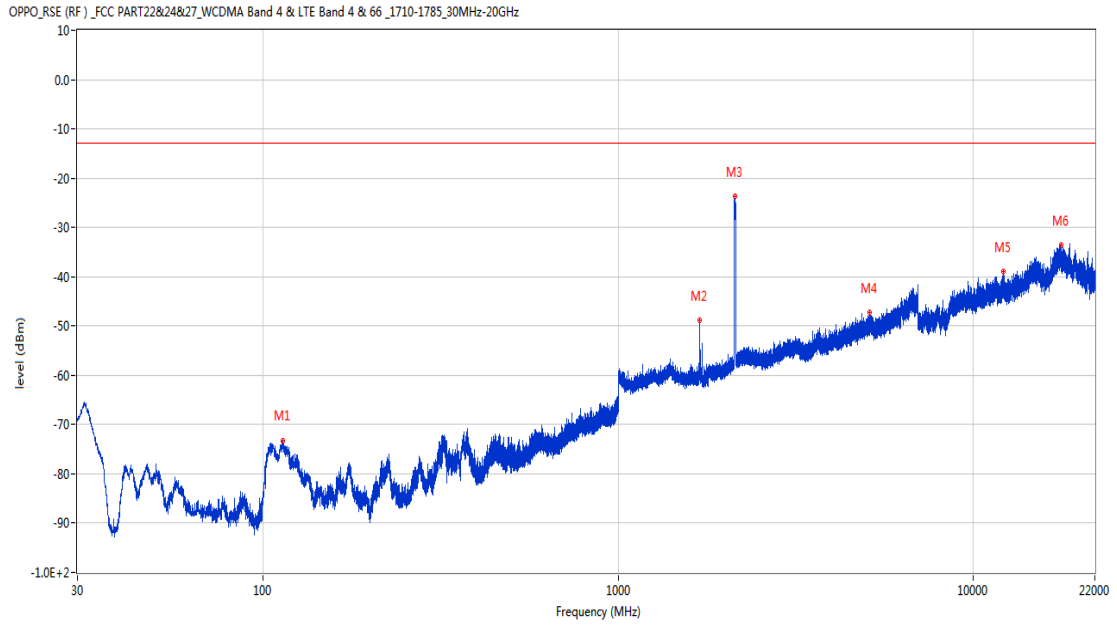
9.6 LTE Band 4 BW20, Middle Channel

RSE-H&H LTE Band 4 BW20 CH20175



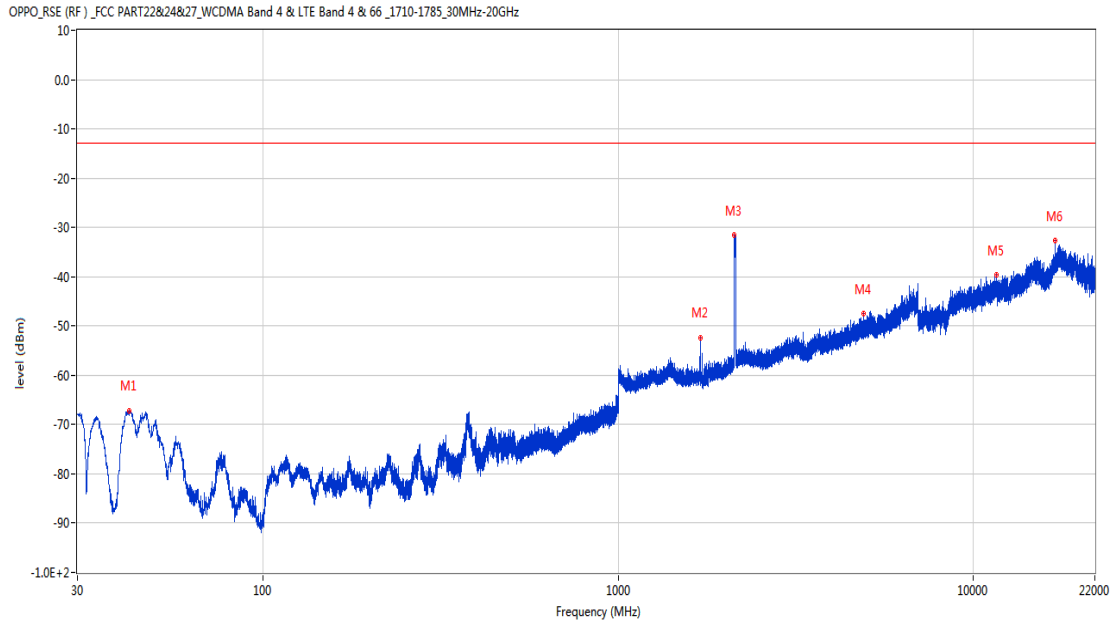
| Frequency (MHz) | Result (dBm) | Factor (dB) | PK Limit (dBm) | Over Limit (dB) | Table (o) | ANT | EUT | Verdict |
|-----------------|--------------|-------------|----------------|-----------------|-----------|------------|------------|---------|
| 213.378 | -63.41 | -15.92 | -13.0 | -50.41 | 29.00 | Horizontal | Horizontal | Pass |
| 1404.000 | -54.47 | -3.89 | -13.0 | -41.47 | 144.00 | Horizontal | Horizontal | Pass |
| 1690.700 | -50.21 | -5.39 | -13.0 | -37.21 | 103.00 | Horizontal | Horizontal | N/A |
| 2126.300 | -22.85 | -2.78 | -13.0 | -9.85 | 202.00 | Horizontal | Horizontal | N/A |
| 6992.800 | -40.98 | 13.61 | -13.0 | -27.98 | 86.00 | Horizontal | Horizontal | Pass |
| 17570.175 | -33.34 | 22.33 | -13.0 | -20.34 | 260.00 | Horizontal | Horizontal | Pass |

RSE-H&V LTE Band 4 BW20 CH20175



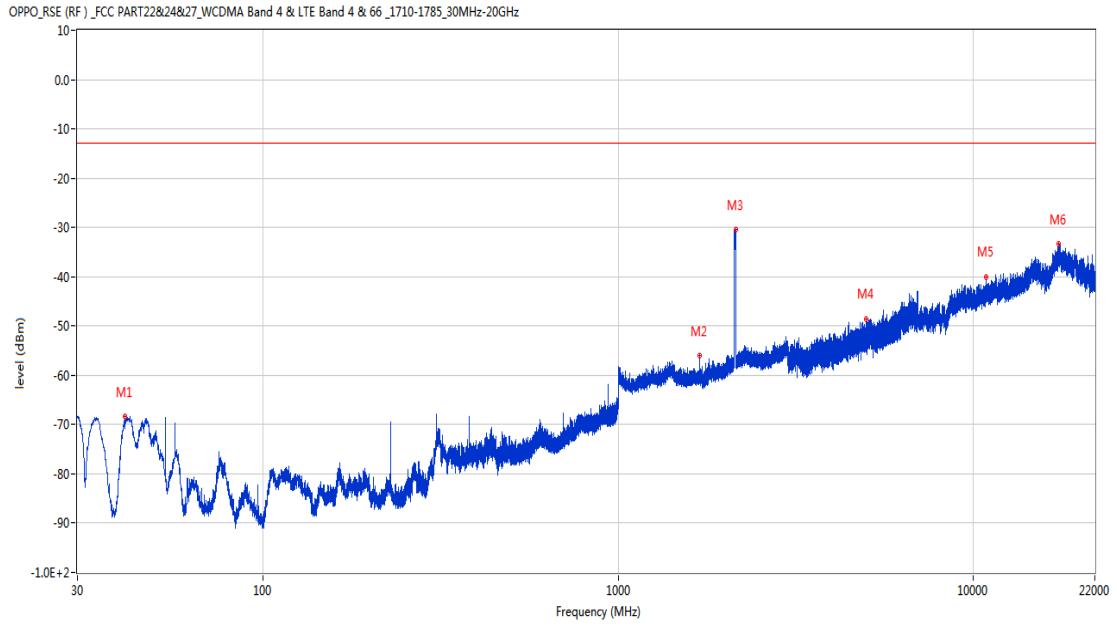
| Frequency (MHz) | Result (dBm) | Factor (dB) | PK Limit (dBm) | Over Limit (dB) | Table (o) | ANT | EUT | Verdict |
|-----------------|--------------|-------------|----------------|-----------------|-----------|------------|----------|---------|
| 113.323 | -73.29 | -20.84 | -13.0 | -60.29 | 0.00 | Horizontal | Vertical | Pass |
| 1699.800 | -48.72 | -4.59 | -13.0 | -35.72 | 184.00 | Horizontal | Vertical | N/A |
| 2130.800 | -23.71 | -2.66 | -13.0 | -10.71 | 131.00 | Horizontal | Vertical | N/A |
| 5103.000 | -47.34 | 7.59 | -13.0 | -34.34 | 189.00 | Horizontal | Vertical | Pass |
| 12149.125 | -39.03 | 18.16 | -13.0 | -26.03 | 144.00 | Horizontal | Vertical | Pass |
| 17724.187 | -33.64 | 21.41 | -13.0 | -20.64 | 360.00 | Horizontal | Vertical | Pass |

RSE-V&V LTE Band 4 BW20 CH20175



| Frequency (MHz) | Result (dBm) | Factor (dB) | PK Limit (dBm) | Over Limit (dB) | Table (o) | ANT | EUT | Verdict |
|-----------------|--------------|-------------|----------------|-----------------|-----------|----------|----------|---------|
| 41.883 | -67.27 | -17.40 | -13.0 | -54.27 | 172.00 | Vertical | Vertical | Pass |
| 1701.100 | -52.31 | -4.53 | -13.0 | -39.31 | 202.00 | Vertical | Vertical | N/A |
| 2126.400 | -31.49 | -2.79 | -13.0 | -18.49 | 343.00 | Vertical | Vertical | N/A |
| 4916.600 | -47.49 | 7.92 | -13.0 | -34.49 | 359.00 | Vertical | Vertical | Pass |
| 11636.513 | -39.57 | 17.23 | -13.0 | -26.57 | 352.00 | Vertical | Vertical | Pass |
| 17003.150 | -32.72 | 20.95 | -13.0 | -19.72 | 360.00 | Vertical | Vertical | Pass |

RSE-V&H LTE Band 4 BW20 CH20175

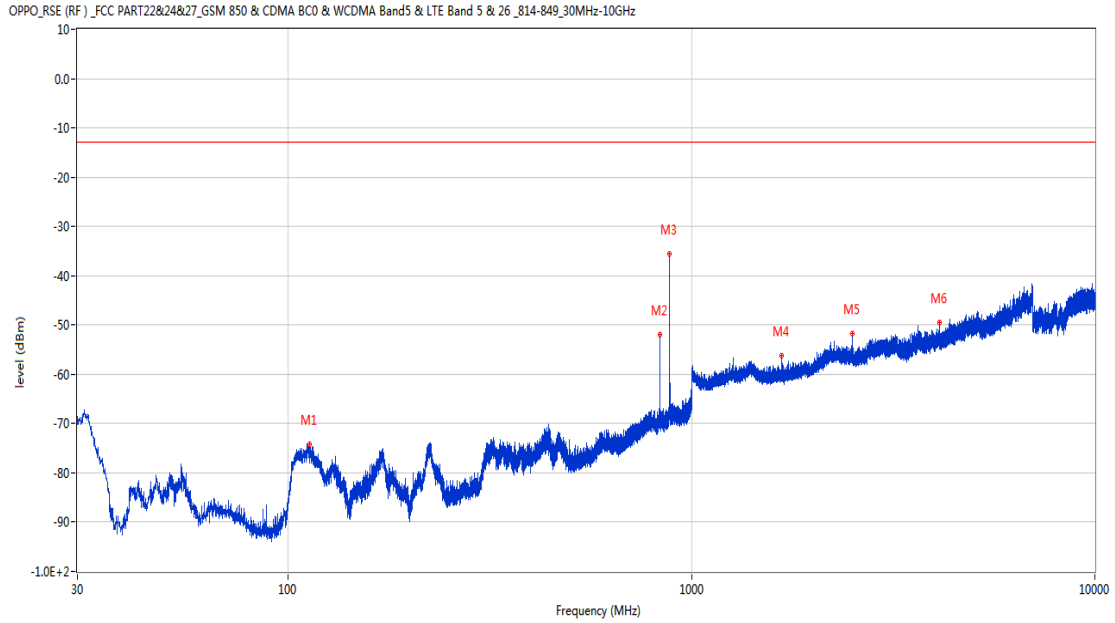


| Frequency (MHz) | Result (dBm) | Factor (dB) | PK Limit (dBm) | Over Limit (dB) | Table (o) | ANT | EUT | Verdict |
|-----------------|--------------|-------------|----------------|-----------------|-----------|----------|------------|---------|
| 40.767 | -68.43 | -18.02 | -13.0 | -55.43 | 79.00 | Vertical | Horizontal | Pass |
| 1697.600 | -55.90 | -4.83 | -13.0 | -42.90 | 0.00 | Vertical | Horizontal | N/A |
| 2139.000 | -30.39 | -2.47 | -13.0 | -17.39 | 322.00 | Vertical | Horizontal | N/A |
| 4990.600 | -48.68 | 7.26 | -13.0 | -35.68 | 3.00 | Vertical | Horizontal | Pass |
| 10895.625 | -40.06 | 17.59 | -13.0 | -27.06 | -1.00 | Vertical | Horizontal | Pass |
| 17423.100 | -33.35 | 22.57 | -13.0 | -20.35 | 143.00 | Vertical | Horizontal | Pass |

10 LTE Band 5

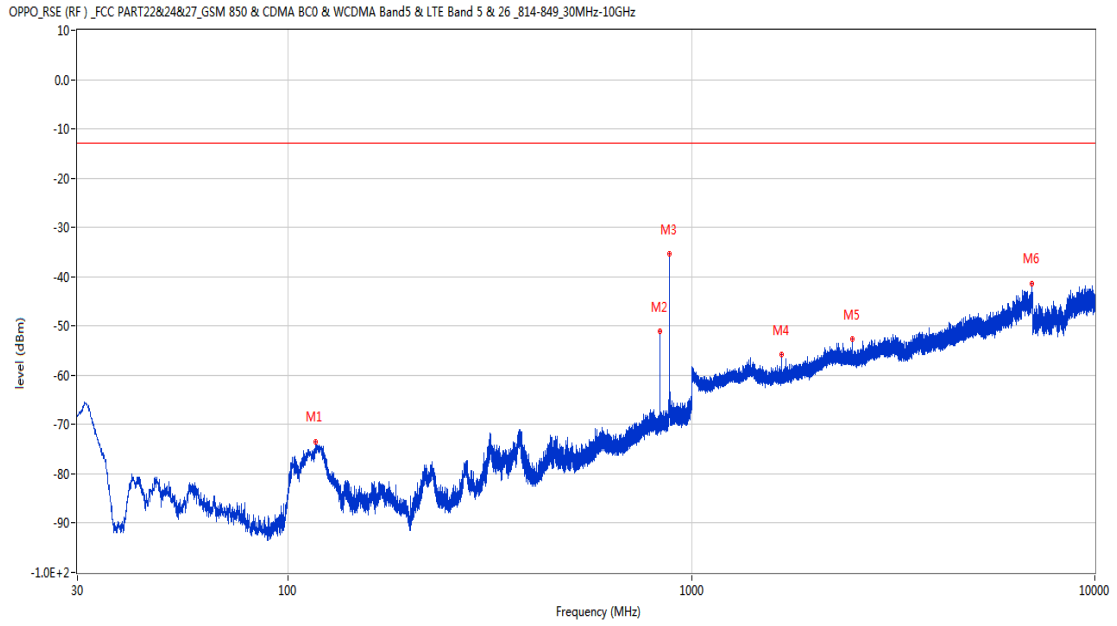
10.1 LTE Band 5 BW1.4, Middle Channel

RSE-H&H LTE Band 5 BW1.4 CH20525



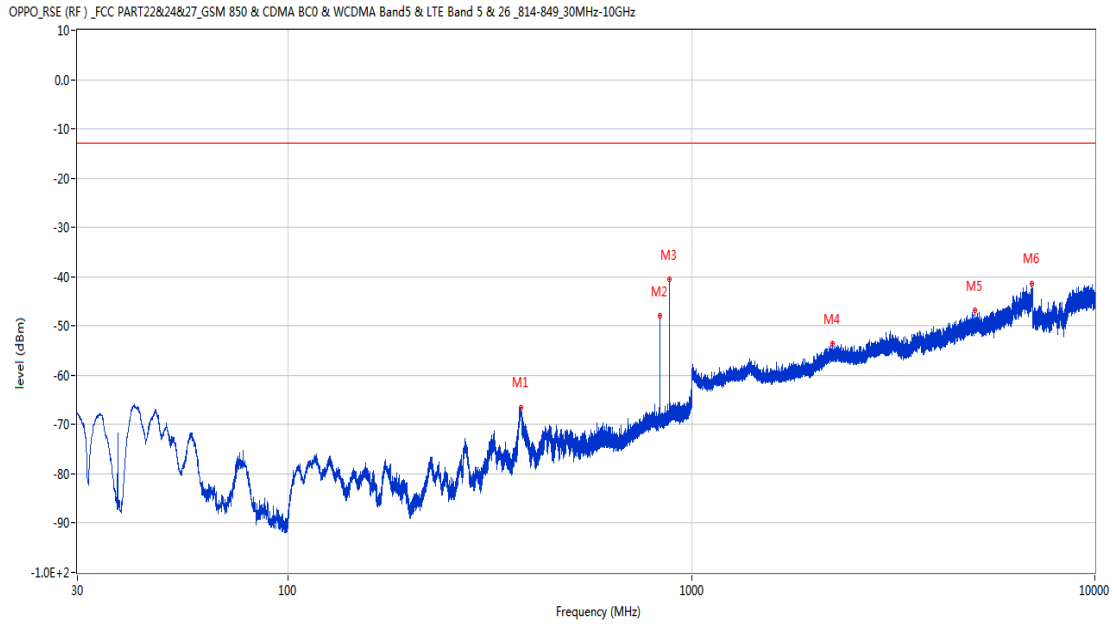
| Frequency (MHz) | Result (dBm) | Factor (dB) | PK Limit (dBm) | Over Limit (dB) | Table (o) | ANT | EUT | Verdict |
|-----------------|--------------|-------------|----------------|-----------------|-----------|------------|------------|---------|
| 112.886 | -74.24 | -20.80 | -13.0 | -61.24 | 342.00 | Horizontal | Horizontal | Pass |
| 836.070 | -52.03 | 2.58 | -13.0 | -39.03 | 88.00 | Horizontal | Horizontal | N/A |
| 881.612 | -35.68 | 2.81 | -13.0 | -22.68 | 269.00 | Horizontal | Horizontal | N/A |
| 1672.800 | -56.22 | -5.89 | -13.0 | -43.22 | 320.00 | Horizontal | Horizontal | Pass |
| 2508.400 | -51.78 | -0.98 | -13.0 | -38.78 | 115.00 | Horizontal | Horizontal | Pass |
| 4114.600 | -49.44 | 4.66 | -13.0 | -36.44 | 360.00 | Horizontal | Horizontal | Pass |

RSE-H&V LTE Band 5 BW1.4 CH20525



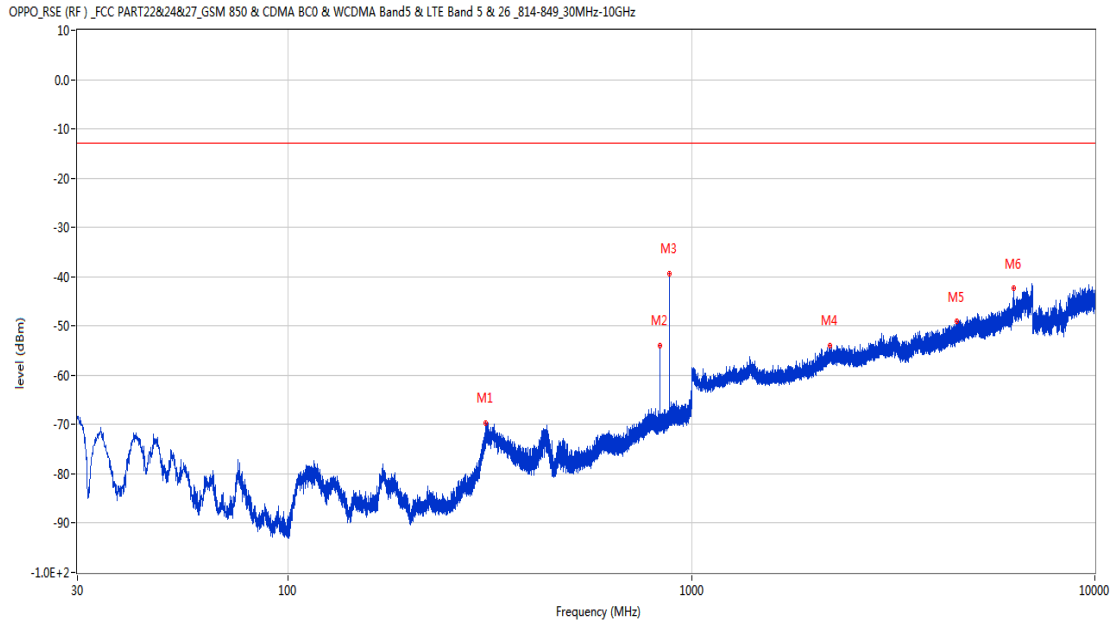
| Frequency (MHz) | Result (dBm) | Factor (dB) | PK Limit (dBm) | Over Limit (dB) | Table (o) | ANT | EUT | Verdict |
|-----------------|--------------|-------------|----------------|-----------------|-----------|------------|----------|---------|
| 117.155 | -73.62 | -20.00 | -13.0 | -60.62 | 23.00 | Horizontal | Vertical | Pass |
| 836.070 | -51.16 | 2.58 | -13.0 | -38.16 | 360.00 | Horizontal | Vertical | N/A |
| 881.708 | -35.35 | 2.82 | -13.0 | -22.35 | 360.00 | Horizontal | Vertical | N/A |
| 1672.700 | -55.82 | -5.90 | -13.0 | -42.82 | 163.00 | Horizontal | Vertical | Pass |
| 2508.500 | -52.66 | -0.98 | -13.0 | -39.66 | 163.00 | Horizontal | Vertical | Pass |
| 6963.000 | -41.47 | 13.05 | -13.0 | -28.47 | 253.00 | Horizontal | Vertical | Pass |

RSE-V&V LTE Band 5 BW1.4 CH20525



| Frequency (MHz) | Result (dBm) | Factor (dB) | PK Limit (dBm) | Over Limit (dB) | Table (o) | ANT | EUT | Verdict |
|-----------------|--------------|-------------|----------------|-----------------|-----------|----------|----------|---------|
| 376.678 | -66.61 | -8.99 | -13.0 | -53.61 | 205.00 | Vertical | Vertical | Pass |
| 836.119 | -48.00 | 2.58 | -13.0 | -35.00 | 25.00 | Vertical | Vertical | N/A |
| 881.660 | -40.53 | 2.81 | -13.0 | -27.53 | 320.00 | Vertical | Vertical | N/A |
| 2238.900 | -53.57 | -1.47 | -13.0 | -40.57 | 112.00 | Vertical | Vertical | Pass |
| 5052.800 | -46.86 | 7.45 | -13.0 | -33.86 | 50.00 | Vertical | Vertical | Pass |
| 6993.800 | -41.49 | 13.64 | -13.0 | -28.49 | 50.00 | Vertical | Vertical | Pass |

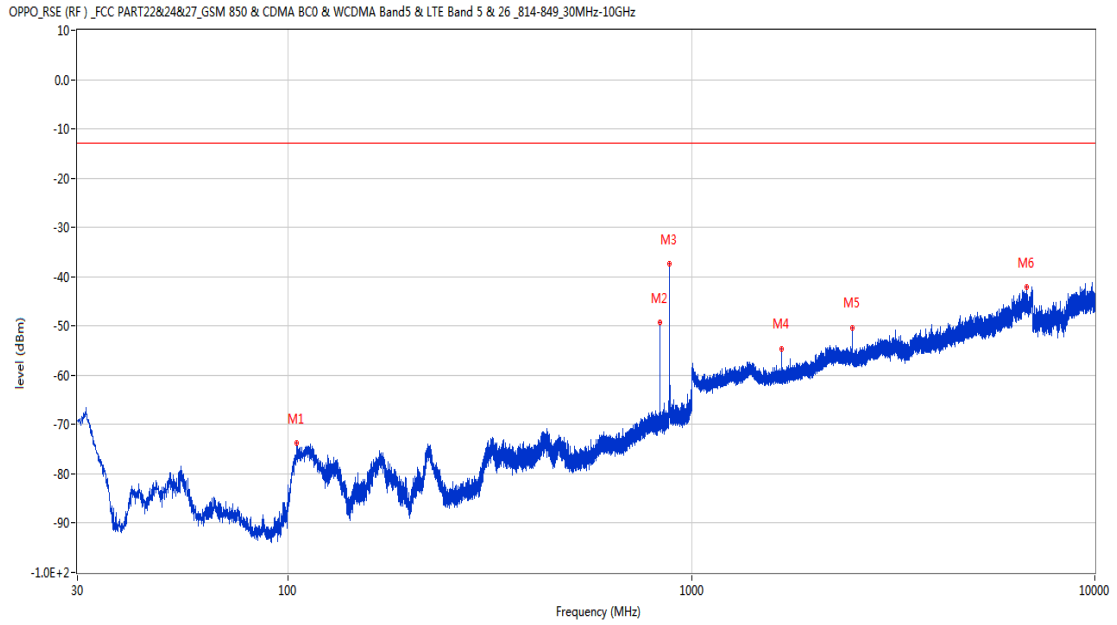
RSE-V&H LTE Band 5 BW1.4 CH20525



| Frequency (MHz) | Result (dBm) | Factor (dB) | PK Limit (dBm) | Over Limit (dB) | Table (o) | ANT | EUT | Verdict |
|-----------------|--------------|-------------|----------------|-----------------|-----------|----------|------------|---------|
| 309.118 | -69.63 | -12.28 | -13.0 | -56.63 | 23.00 | Vertical | Horizontal | Pass |
| 836.119 | -53.89 | 2.58 | -13.0 | -40.89 | 104.00 | Vertical | Horizontal | N/A |
| 881.806 | -39.31 | 2.83 | -13.0 | -26.31 | 0.00 | Vertical | Horizontal | N/A |
| 2206.700 | -54.03 | -1.25 | -13.0 | -41.03 | 259.00 | Vertical | Horizontal | Pass |
| 4538.400 | -49.07 | 5.92 | -13.0 | -36.07 | 213.00 | Vertical | Horizontal | Pass |
| 6303.200 | -42.27 | 10.80 | -13.0 | -29.27 | 144.00 | Vertical | Horizontal | Pass |

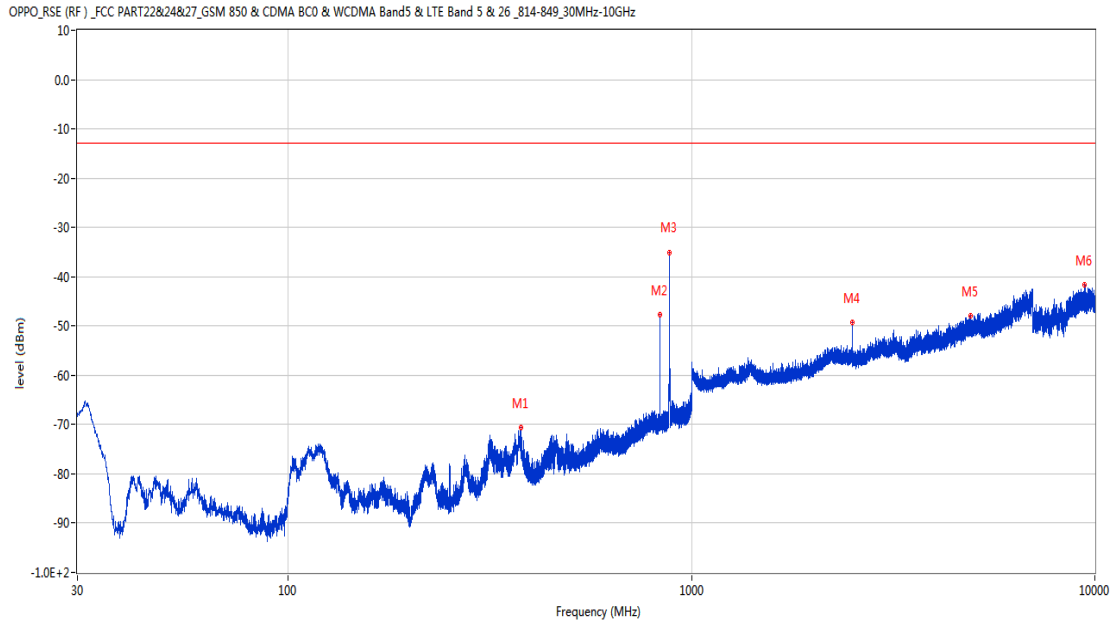
10.2 LTE Band 5 BW3, Middle Channel

RSE-H&H LTE Band 5 BW3 CH20525



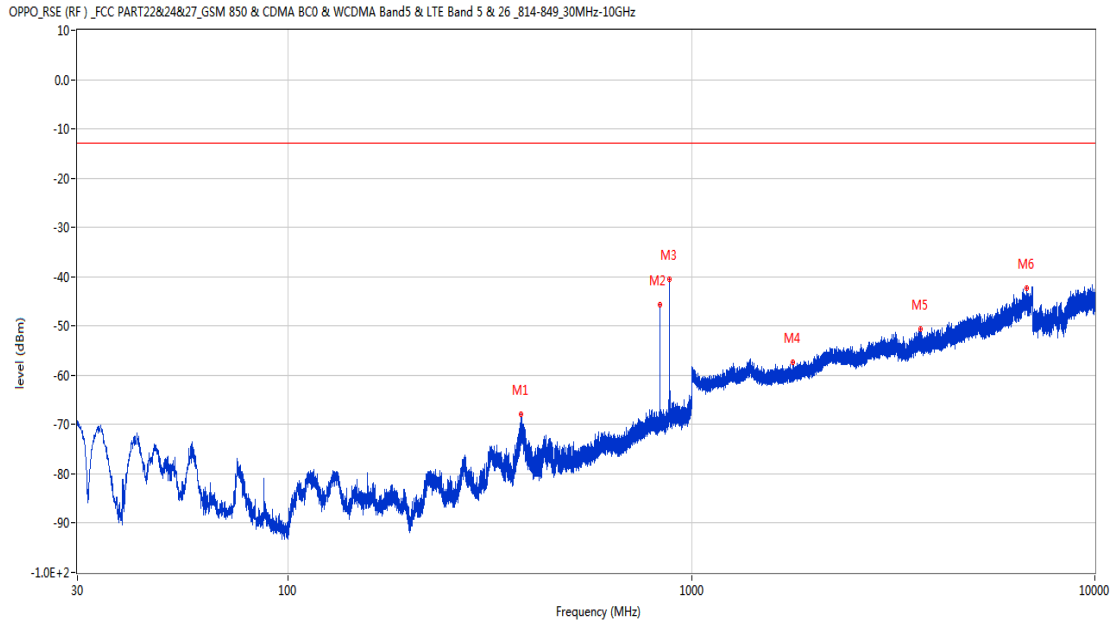
| Frequency (MHz) | Result (dBm) | Factor (dB) | PK Limit (dBm) | Over Limit (dB) | Table (o) | ANT | EUT | Verdict |
|-----------------|--------------|-------------|----------------|-----------------|-----------|------------|------------|---------|
| 105.078 | -73.74 | -21.68 | -13.0 | -60.74 | 363.00 | Horizontal | Horizontal | Pass |
| 835.197 | -49.22 | 2.55 | -13.0 | -36.22 | 329.00 | Horizontal | Horizontal | N/A |
| 882.436 | -37.43 | 2.91 | -13.0 | -24.43 | 270.00 | Horizontal | Horizontal | N/A |
| 1670.900 | -54.57 | -5.89 | -13.0 | -41.57 | 317.00 | Horizontal | Horizontal | Pass |
| 2505.900 | -50.45 | -0.95 | -13.0 | -37.45 | 142.00 | Horizontal | Horizontal | Pass |
| 6783.800 | -42.16 | 12.15 | -13.0 | -29.16 | 161.00 | Horizontal | Horizontal | Pass |

RSE-H&V LTE Band 5 BW3 CH20525



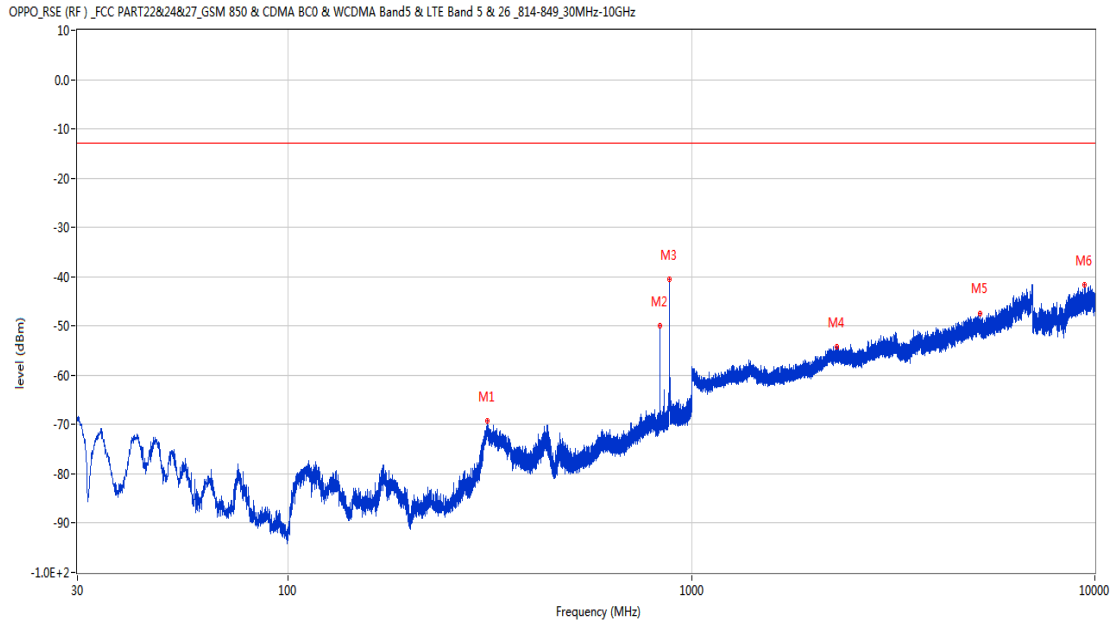
| Frequency (MHz) | Result (dBm) | Factor (dB) | PK Limit (dBm) | Over Limit (dB) | Table (o) | ANT | EUT | Verdict |
|-----------------|--------------|-------------|----------------|-----------------|-----------|------------|----------|---------|
| 378.133 | -70.49 | -8.96 | -13.0 | -57.49 | 239.00 | Horizontal | Vertical | Pass |
| 835.246 | -47.80 | 2.55 | -13.0 | -34.80 | 363.00 | Horizontal | Vertical | N/A |
| 882.193 | -35.06 | 2.87 | -13.0 | -22.06 | 361.00 | Horizontal | Vertical | N/A |
| 2506.200 | -49.35 | -0.96 | -13.0 | -36.35 | 153.00 | Horizontal | Vertical | Pass |
| 4918.800 | -47.81 | 7.82 | -13.0 | -34.81 | 291.00 | Horizontal | Vertical | Pass |
| 9436.750 | -41.68 | 16.40 | -13.0 | -28.68 | 330.00 | Horizontal | Vertical | Pass |

RSE-V&V LTE Band 5 BW3 CH20525



| Frequency (MHz) | Result (dBm) | Factor (dB) | PK Limit (dBm) | Over Limit (dB) | Table (o) | ANT | EUT | Verdict |
|-----------------|--------------|-------------|----------------|-----------------|-----------|----------|----------|---------|
| 377.405 | -67.93 | -8.98 | -13.0 | -54.93 | 224.00 | Vertical | Vertical | Pass |
| 835.246 | -45.61 | 2.55 | -13.0 | -32.61 | 70.00 | Vertical | Vertical | N/A |
| 881.854 | -40.47 | 2.83 | -13.0 | -27.47 | 327.00 | Vertical | Vertical | N/A |
| 1786.800 | -57.44 | -5.22 | -13.0 | -44.44 | 275.00 | Vertical | Vertical | Pass |
| 3696.200 | -50.53 | 5.25 | -13.0 | -37.53 | 74.00 | Vertical | Vertical | Pass |
| 6771.600 | -42.23 | 11.62 | -13.0 | -29.23 | 255.00 | Vertical | Vertical | Pass |

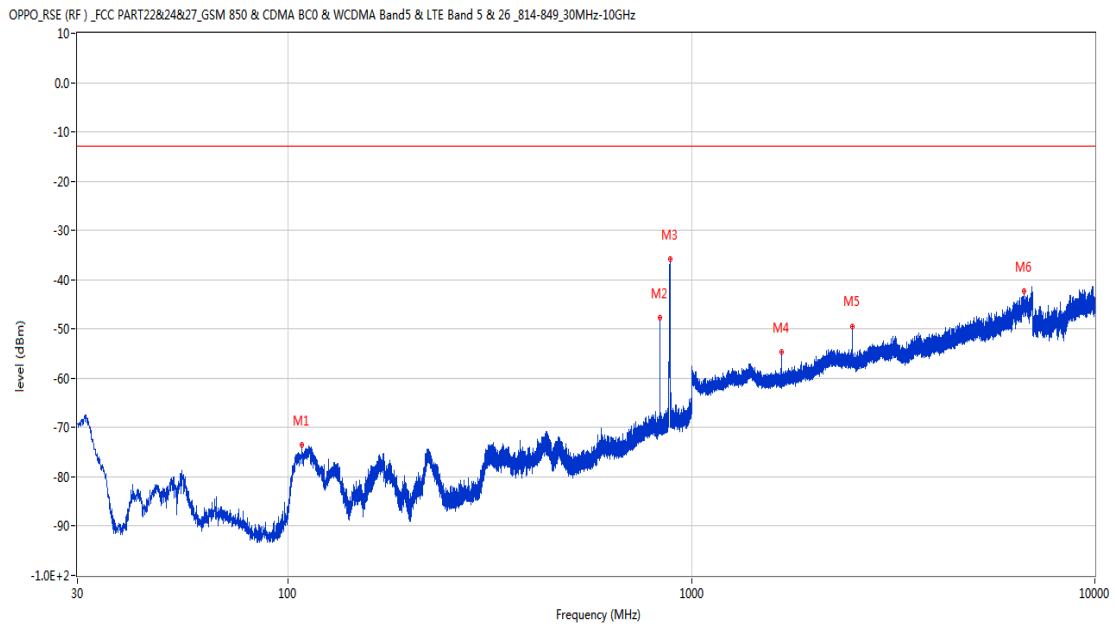
RSE-V&H LTE Band 5 BW3 CH20525



| Frequency (MHz) | Result (dBm) | Factor (dB) | PK Limit (dBm) | Over Limit (dB) | Table (o) | ANT | EUT | Verdict |
|-----------------|--------------|-------------|----------------|-----------------|-----------|----------|------------|---------|
| 310.815 | -69.27 | -12.08 | -13.0 | -56.27 | 42.00 | Vertical | Horizontal | Pass |
| 835.294 | -49.95 | 2.56 | -13.0 | -36.95 | 114.00 | Vertical | Horizontal | N/A |
| 881.806 | -40.49 | 2.83 | -13.0 | -27.49 | 42.00 | Vertical | Horizontal | N/A |
| 2292.300 | -54.28 | -1.18 | -13.0 | -41.28 | 148.00 | Vertical | Horizontal | Pass |
| 5198.200 | -47.51 | 7.09 | -13.0 | -34.51 | 360.00 | Vertical | Horizontal | Pass |
| 9442.750 | -41.69 | 16.54 | -13.0 | -28.69 | -1.00 | Vertical | Horizontal | Pass |

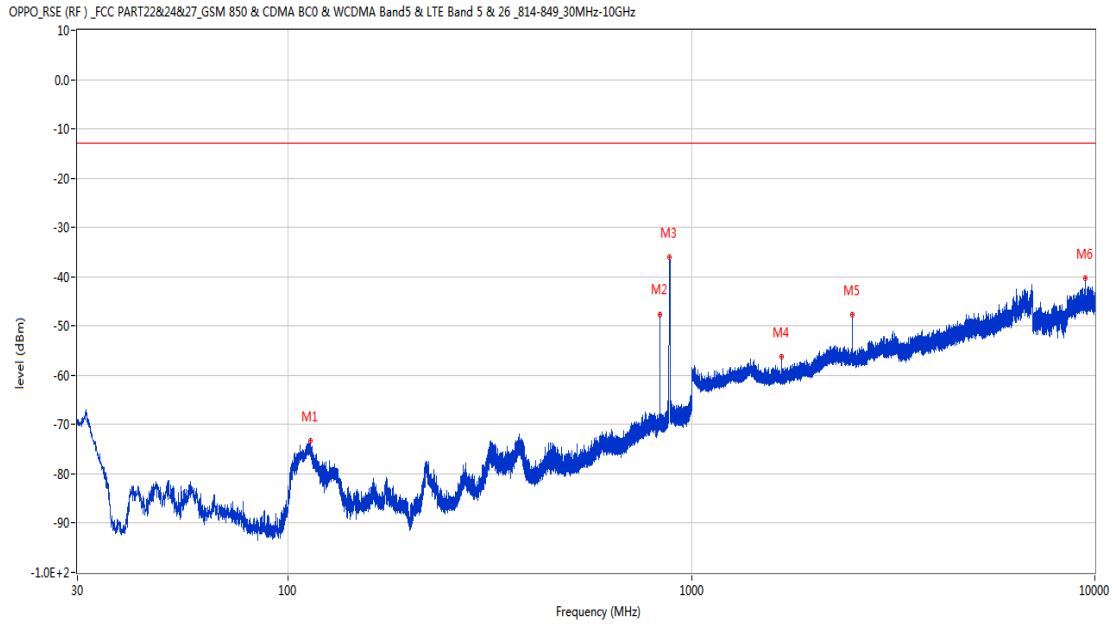
10.3 LTE Band 5 BW5, Middle Channel

RSE-H&H LTE Band 5 BW5 CH20525



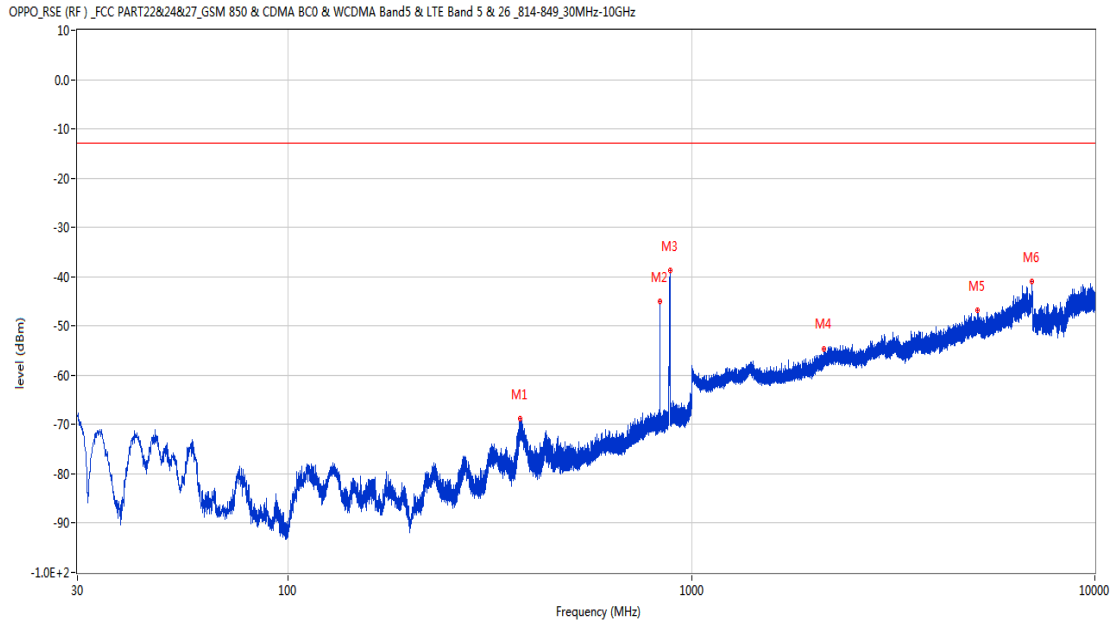
| Frequency (MHz) | Result (dBm) | Factor (dB) | PK Limit (dBm) | Over Limit (dB) | Table (o) | ANT | EUT | Verdict |
|-----------------|--------------|-------------|----------------|-----------------|-----------|------------|------------|---------|
| 107.891 | -73.41 | -21.56 | -13.0 | -60.41 | 363.00 | Horizontal | Horizontal | Pass |
| 834.372 | -47.68 | 2.53 | -13.0 | -34.68 | 315.00 | Horizontal | Horizontal | N/A |
| 883.600 | -35.90 | 3.06 | -13.0 | -22.90 | 291.00 | Horizontal | Horizontal | N/A |
| 1669.100 | -54.76 | -5.82 | -13.0 | -41.76 | 307.00 | Horizontal | Horizontal | Pass |
| 2503.500 | -49.40 | -0.75 | -13.0 | -36.40 | 168.00 | Horizontal | Horizontal | Pass |
| 6691.600 | -42.20 | 11.79 | -13.0 | -29.20 | 54.00 | Horizontal | Horizontal | Pass |

RSE-H&V LTE Band 5 BW5 CH20525



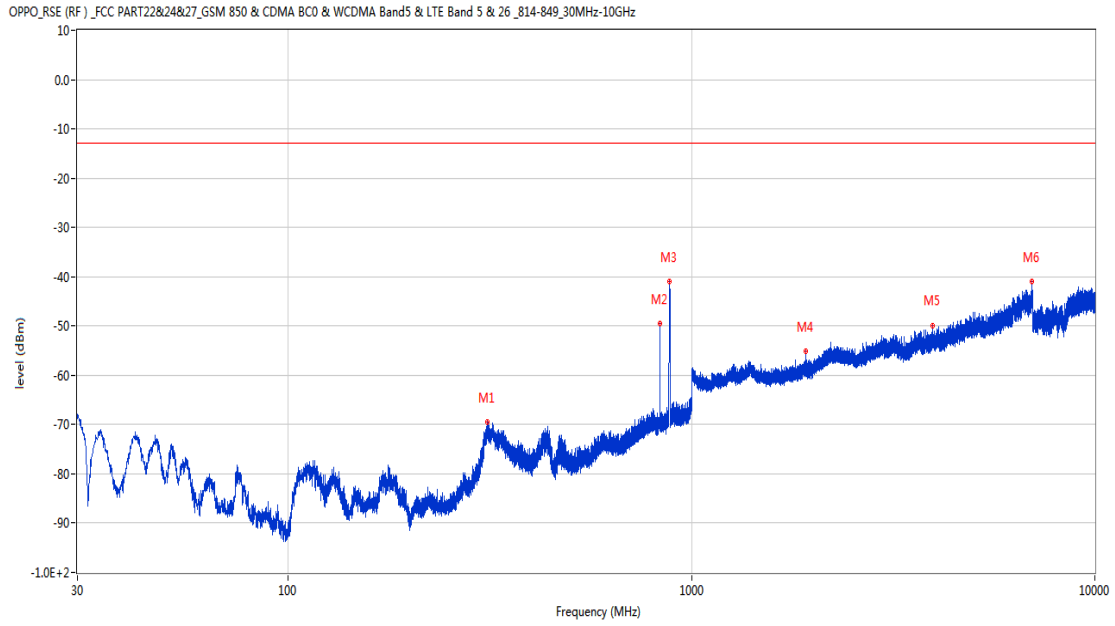
| Frequency (MHz) | Result (dBm) | Factor (dB) | PK Limit (dBm) | Over Limit (dB) | Table (o) | ANT | EUT | Verdict |
|-----------------|--------------|-------------|----------------|-----------------|-----------|------------|----------|---------|
| 113.274 | -73.26 | -20.76 | -13.0 | -60.26 | 0.00 | Horizontal | Vertical | Pass |
| 834.372 | -47.64 | 2.53 | -13.0 | -34.64 | 363.00 | Horizontal | Vertical | N/A |
| 883.067 | -36.13 | 2.99 | -13.0 | -23.13 | 360.00 | Horizontal | Vertical | N/A |
| 1669.100 | -56.29 | -5.82 | -13.0 | -43.29 | 178.00 | Horizontal | Vertical | Pass |
| 2503.300 | -47.66 | -0.77 | -13.0 | -34.66 | 165.00 | Horizontal | Vertical | Pass |
| 9453.250 | -40.36 | 16.67 | -13.0 | -27.36 | -1.00 | Horizontal | Vertical | Pass |

RSE-V&V LTE Band 5 BW5 CH20525



| Frequency (MHz) | Result (dBm) | Factor (dB) | PK Limit (dBm) | Over Limit (dB) | Table (o) | ANT | EUT | Verdict |
|-----------------|--------------|-------------|----------------|-----------------|-----------|----------|----------|---------|
| 376.047 | -68.86 | -9.01 | -13.0 | -55.86 | 206.00 | Vertical | Vertical | Pass |
| 834.324 | -45.00 | 2.53 | -13.0 | -32.00 | 65.00 | Vertical | Vertical | N/A |
| 883.551 | -38.68 | 3.05 | -13.0 | -25.68 | 323.00 | Vertical | Vertical | N/A |
| 2129.900 | -54.71 | -2.60 | -13.0 | -41.71 | 299.00 | Vertical | Vertical | Pass |
| 5116.800 | -46.76 | 7.80 | -13.0 | -33.76 | 360.00 | Vertical | Vertical | Pass |
| 6978.800 | -40.94 | 13.94 | -13.0 | -27.94 | 211.00 | Vertical | Vertical | Pass |

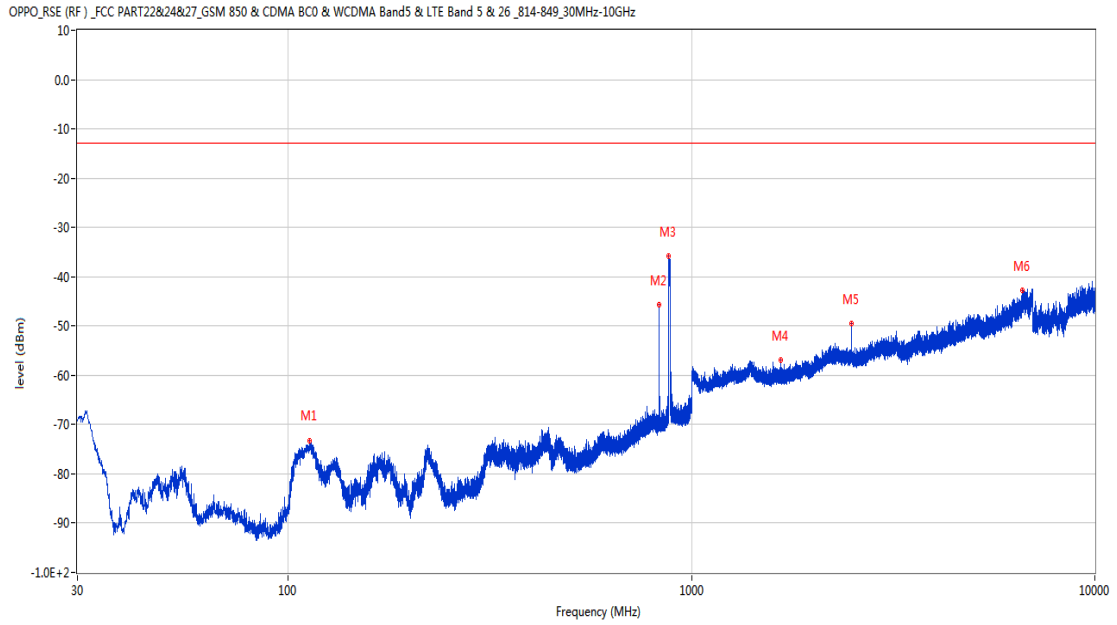
RSE-V&H LTE Band 5 BW5 CH20525



| Frequency (MHz) | Result (dBm) | Factor (dB) | PK Limit (dBm) | Over Limit (dB) | Table (o) | ANT | EUT | Verdict |
|-----------------|--------------|-------------|----------------|-----------------|-----------|----------|------------|---------|
| 312.076 | -69.52 | -12.04 | -13.0 | -56.52 | 20.00 | Vertical | Horizontal | Pass |
| 834.324 | -49.55 | 2.53 | -13.0 | -36.55 | 96.00 | Vertical | Horizontal | N/A |
| 879.720 | -40.96 | 2.63 | -13.0 | -27.96 | 0.00 | Vertical | Horizontal | N/A |
| 1919.800 | -55.03 | -4.49 | -13.0 | -42.03 | 222.00 | Vertical | Horizontal | Pass |
| 3958.400 | -49.99 | 5.69 | -13.0 | -36.99 | 100.00 | Vertical | Horizontal | Pass |
| 6987.200 | -40.93 | 13.68 | -13.0 | -27.93 | 254.00 | Vertical | Horizontal | Pass |

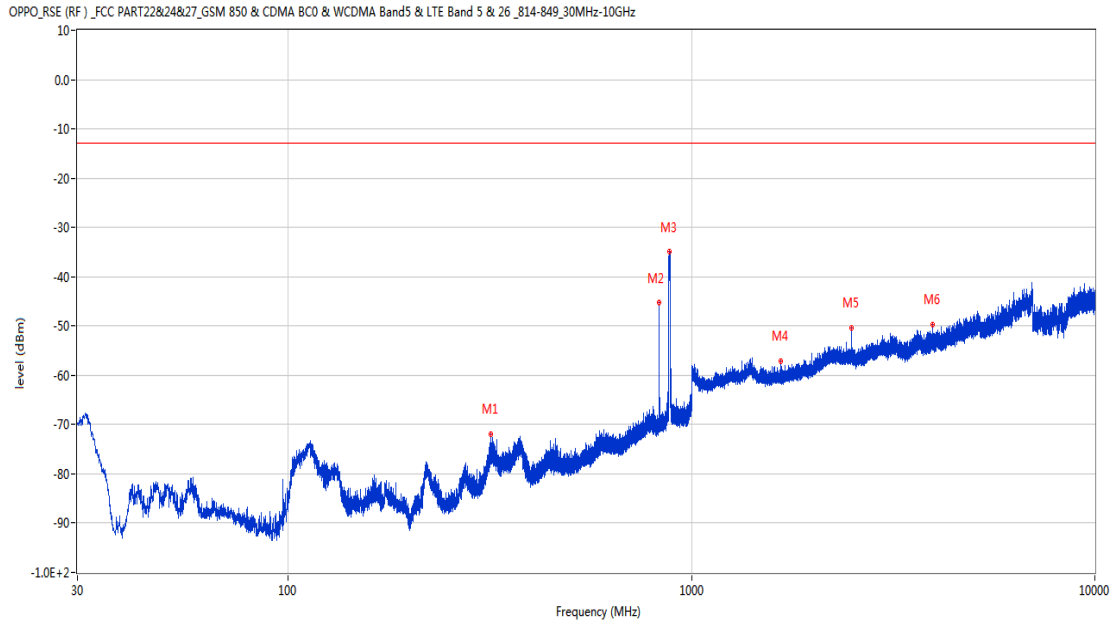
10.4 LTE Band 5 BW10, Middle Channel

RSE-H&H LTE Band 5 BW10 CH20525



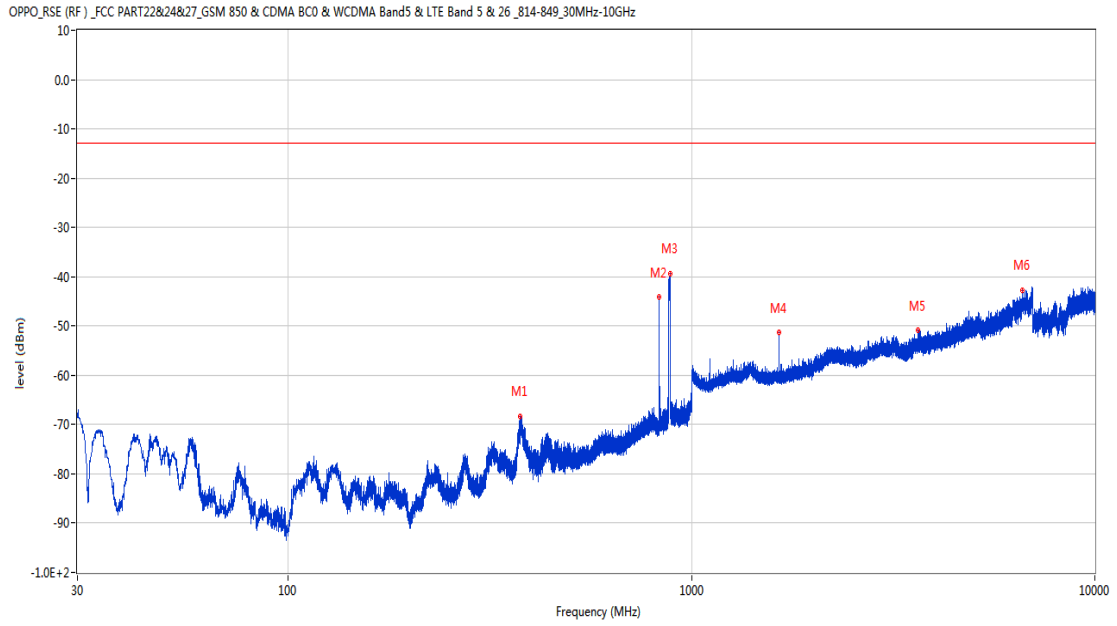
| Frequency (MHz) | Result (dBm) | Factor (dB) | PK Limit (dBm) | Over Limit (dB) | Table (o) | ANT | EUT | Verdict |
|-----------------|--------------|-------------|----------------|-----------------|-----------|------------|------------|---------|
| 113.080 | -73.21 | -20.78 | -13.0 | -60.21 | 363.00 | Horizontal | Horizontal | Pass |
| 832.142 | -45.62 | 2.46 | -13.0 | -32.62 | 318.00 | Horizontal | Horizontal | N/A |
| 878.653 | -35.88 | 2.65 | -13.0 | -22.88 | 262.00 | Horizontal | Horizontal | N/A |
| 1664.700 | -56.99 | -5.92 | -13.0 | -43.99 | 312.00 | Horizontal | Horizontal | Pass |
| 2496.600 | -49.56 | -0.51 | -13.0 | -36.56 | 30.00 | Horizontal | Horizontal | Pass |
| 6616.600 | -42.73 | 12.17 | -13.0 | -29.73 | 360.00 | Horizontal | Horizontal | Pass |

RSE-H&V LTE Band 5 BW10 CH20525



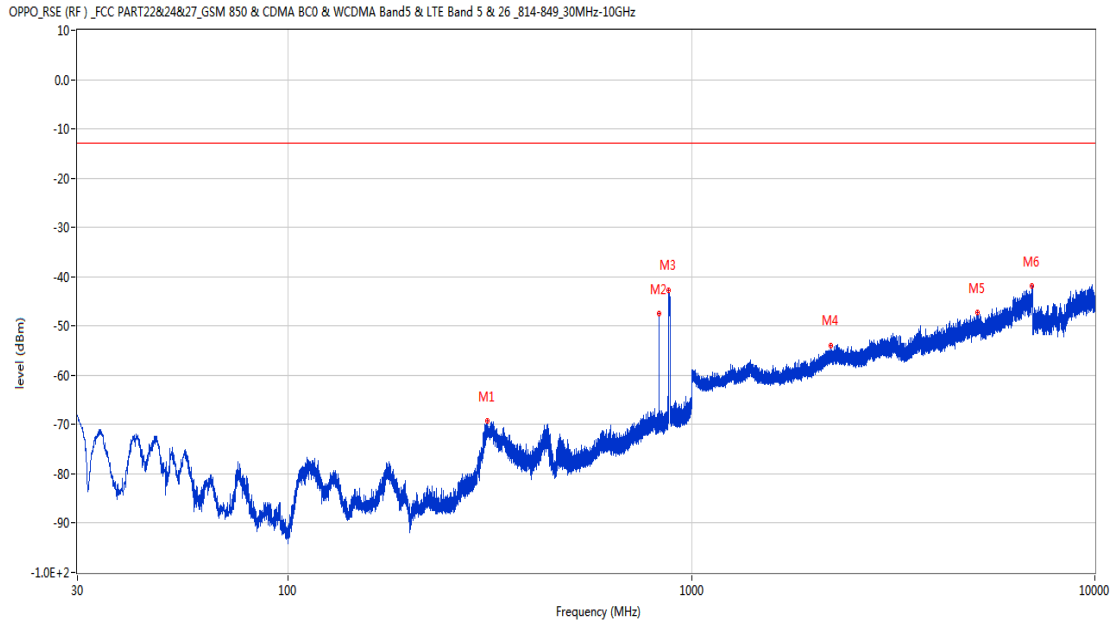
| Frequency (MHz) | Result (dBm) | Factor (dB) | PK Limit (dBm) | Over Limit (dB) | Table (o) | ANT | EUT | Verdict |
|-----------------|--------------|-------------|----------------|-----------------|-----------|------------|----------|---------|
| 318.284 | -72.03 | -11.80 | -13.0 | -59.03 | 46.00 | Horizontal | Vertical | Pass |
| 832.142 | -45.28 | 2.46 | -13.0 | -32.28 | 363.00 | Horizontal | Vertical | N/A |
| 879.817 | -34.92 | 2.63 | -13.0 | -21.92 | 363.00 | Horizontal | Vertical | N/A |
| 1664.600 | -57.16 | -5.92 | -13.0 | -44.16 | 131.00 | Horizontal | Vertical | Pass |
| 2496.700 | -50.48 | -0.51 | -13.0 | -37.48 | 173.00 | Horizontal | Vertical | Pass |
| 3955.200 | -49.61 | 5.63 | -13.0 | -36.61 | 37.00 | Horizontal | Vertical | Pass |

RSE-V&V LTE Band 5 BW10 CH20525



| Frequency (MHz) | Result (dBm) | Factor (dB) | PK Limit (dBm) | Over Limit (dB) | Table (o) | ANT | EUT | Verdict |
|-----------------|--------------|-------------|----------------|-----------------|-----------|----------|----------|---------|
| 375.223 | -68.39 | -9.05 | -13.0 | -55.39 | 209.00 | Vertical | Vertical | Pass |
| 832.142 | -44.06 | 2.46 | -13.0 | -31.06 | 157.00 | Vertical | Vertical | N/A |
| 885.686 | -39.30 | 3.12 | -13.0 | -26.30 | 342.00 | Vertical | Vertical | N/A |
| 1644.000 | -51.25 | -5.61 | -13.0 | -38.25 | 276.00 | Vertical | Vertical | Pass |
| 3647.400 | -50.94 | 4.48 | -13.0 | -37.94 | 283.00 | Vertical | Vertical | Pass |
| 6602.200 | -42.76 | 11.86 | -13.0 | -29.76 | 51.00 | Vertical | Vertical | Pass |

RSE-V&H LTE Band 5 BW10 CH20525

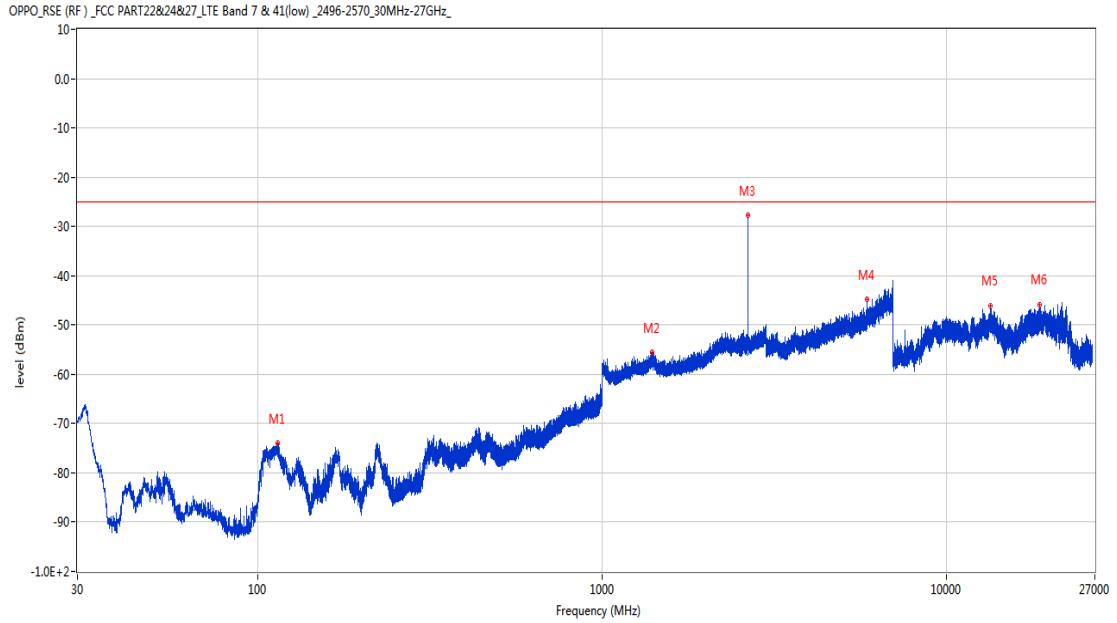


| Frequency (MHz) | Result (dBm) | Factor (dB) | PK Limit (dBm) | Over Limit (dB) | Table (o) | ANT | EUT | Verdict |
|-----------------|--------------|-------------|----------------|-----------------|-----------|----------|------------|---------|
| 312.076 | -69.36 | -12.04 | -13.0 | -56.36 | 361.00 | Vertical | Horizontal | Pass |
| 832.142 | -47.36 | 2.46 | -13.0 | -34.36 | 118.00 | Vertical | Horizontal | N/A |
| 878.119 | -42.65 | 2.66 | -13.0 | -29.65 | 361.00 | Vertical | Horizontal | N/A |
| 2218.700 | -54.06 | -0.98 | -13.0 | -41.06 | 0.00 | Vertical | Horizontal | Pass |
| 5105.600 | -47.20 | 7.67 | -13.0 | -34.20 | 270.00 | Vertical | Horizontal | Pass |
| 6978.400 | -41.92 | 13.94 | -13.0 | -28.92 | 235.00 | Vertical | Horizontal | Pass |

11 LTE Band 7

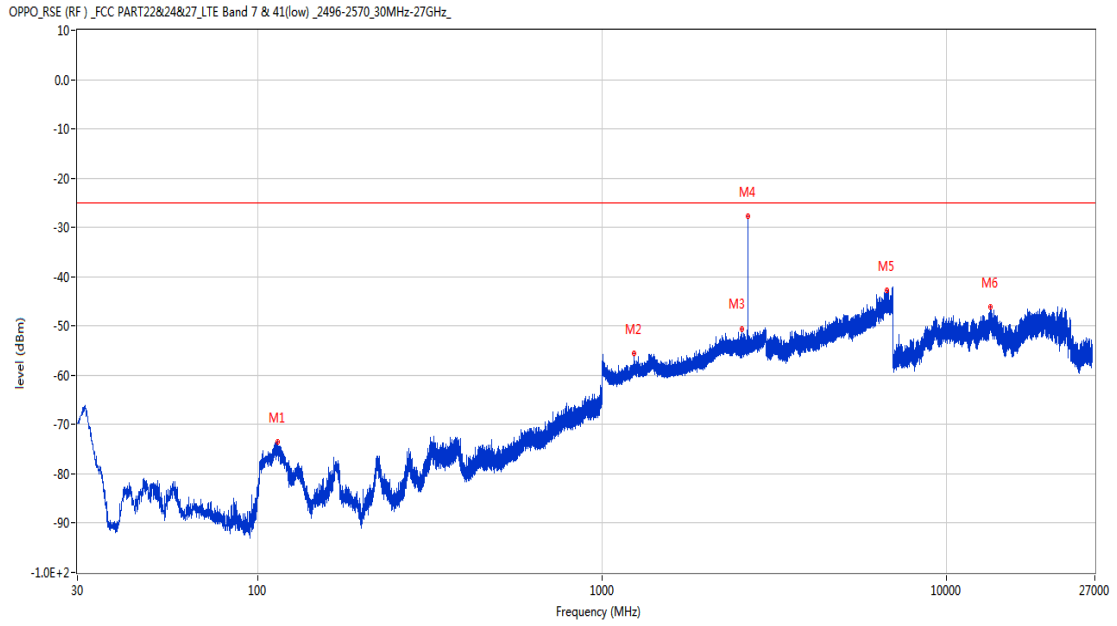
11.1 LTE Band 7 BW5, Middle Channel

RSE-H&H LTE Band 7 BW5 CH21100



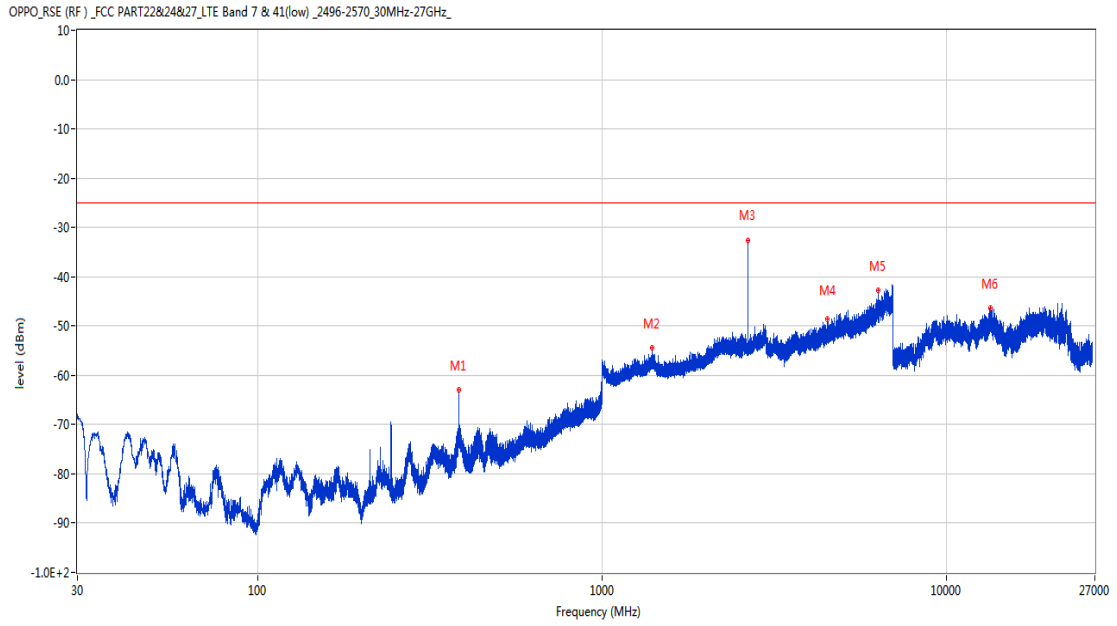
| Frequency (MHz) | Result (dBm) | Factor (dB) | PK Limit (dBm) | Over Limit (dB) | Table (o) | ANT | EUT | Verdict |
|-----------------|--------------|-------------|----------------|-----------------|-----------|------------|------------|---------|
| 114.196 | -73.96 | -20.24 | -25.0 | -48.96 | 0.00 | Horizontal | Horizontal | Pass |
| 1399.400 | -55.62 | -2.17 | -25.0 | -30.62 | 29.00 | Horizontal | Horizontal | Pass |
| 2655.900 | -27.68 | 1.34 | -25.0 | -2.68 | 200.00 | Horizontal | Horizontal | N/A |
| 5894.200 | -44.81 | 8.66 | -25.0 | -19.81 | 249.00 | Horizontal | Horizontal | Pass |
| 13435.388 | -46.05 | 11.23 | -25.0 | -21.05 | 362.00 | Horizontal | Horizontal | Pass |
| 18679.575 | -45.93 | 12.47 | -25.0 | -20.93 | 0.00 | Horizontal | Horizontal | Pass |

RSE-H&V LTE Band 7 BW5 CH21100



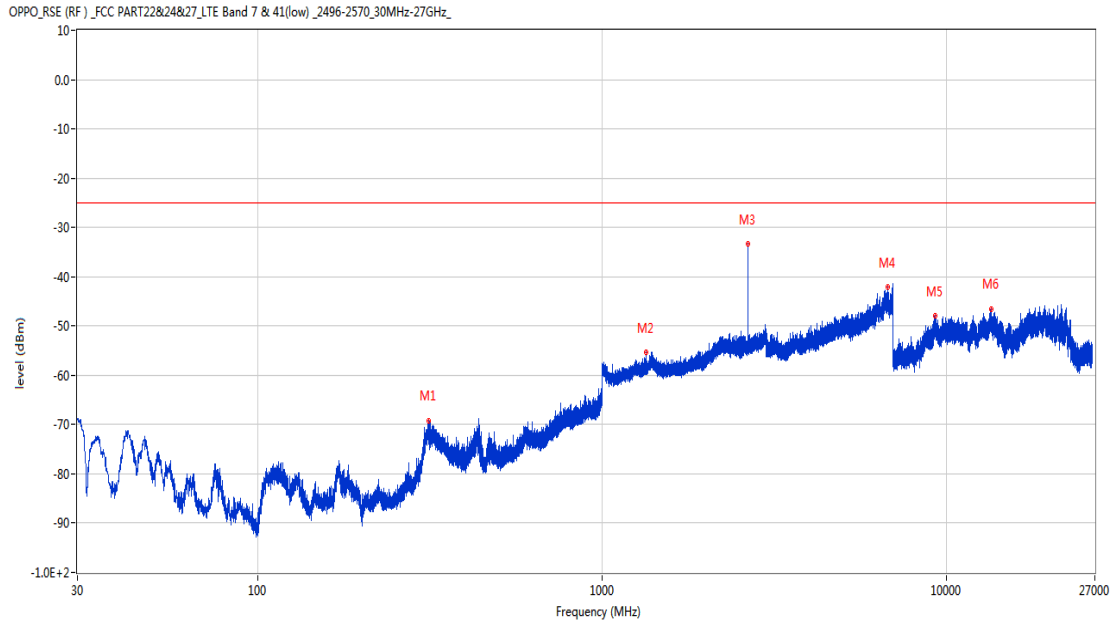
| Frequency (MHz) | Result (dBm) | Factor (dB) | PK Limit (dBm) | Over Limit (dB) | Table (o) | ANT | EUT | Verdict |
|-----------------|--------------|-------------|----------------|-----------------|-----------|------------|----------|---------|
| 114.390 | -73.59 | -20.21 | -25.0 | -48.59 | 4.00 | Horizontal | Vertical | Pass |
| 1240.800 | -55.61 | -3.71 | -25.0 | -30.61 | 116.00 | Horizontal | Vertical | Pass |
| 2552.200 | -50.64 | 2.06 | -25.0 | -25.64 | 195.00 | Horizontal | Vertical | N/A |
| 2656.500 | -27.78 | 1.31 | -25.0 | -2.78 | 89.00 | Horizontal | Vertical | N/A |
| 6731.600 | -42.83 | 11.69 | -25.0 | -17.83 | 360.00 | Horizontal | Vertical | Pass |
| 13420.951 | -46.20 | 11.00 | -25.0 | -21.20 | 218.00 | Horizontal | Vertical | Pass |

RSE-V&V LTE Band 7 BW5 CH21100



| Frequency (MHz) | Result (dBm) | Factor (dB) | PK Limit (dBm) | Over Limit (dB) | Table (o) | ANT | EUT | Verdict |
|-----------------|--------------|-------------|----------------|-----------------|-----------|----------|----------|---------|
| 384.438 | -63.04 | -8.34 | -25.0 | -38.04 | 34.00 | Vertical | Vertical | Pass |
| 1400.900 | -54.51 | -2.24 | -25.0 | -29.51 | 102.00 | Vertical | Vertical | Pass |
| 2654.100 | -32.56 | 1.43 | -25.0 | -7.56 | 128.00 | Vertical | Vertical | N/A |
| 4526.600 | -48.61 | 6.22 | -25.0 | -23.61 | 248.00 | Vertical | Vertical | Pass |
| 6343.000 | -42.82 | 9.88 | -25.0 | -17.82 | 359.00 | Vertical | Vertical | Pass |
| 13426.987 | -46.31 | 11.09 | -25.0 | -21.31 | 355.00 | Vertical | Vertical | Pass |

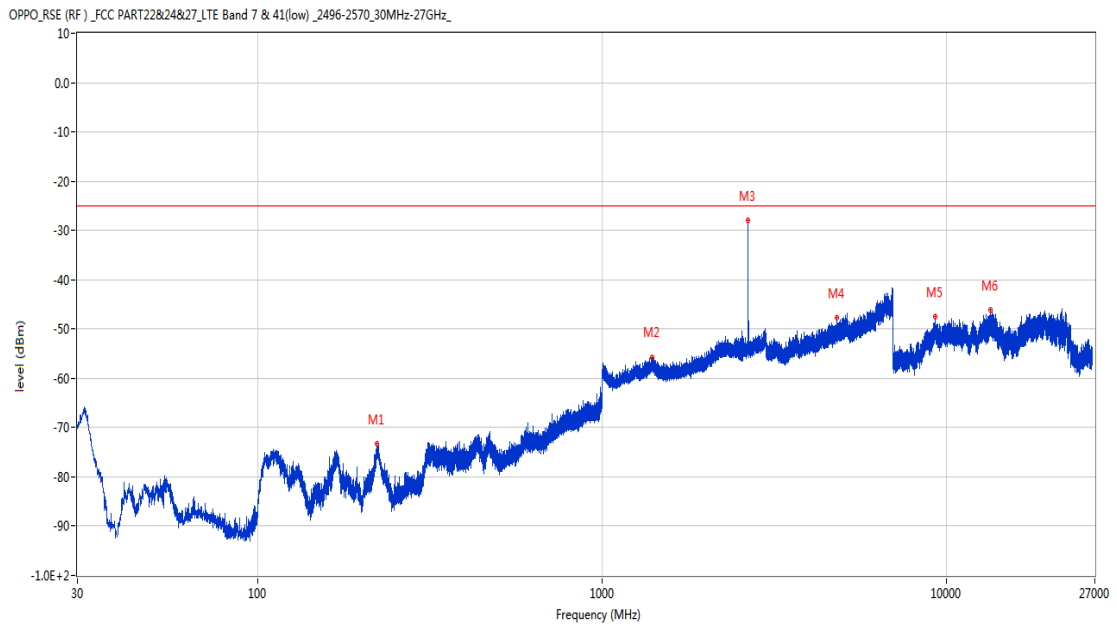
RSE-V&H LTE Band 7 BW5 CH21100



| Frequency (MHz) | Result (dBm) | Factor (dB) | PK Limit (dBm) | Over Limit (dB) | Table (o) | ANT | EUT | Verdict |
|-----------------|--------------|-------------|----------------|-----------------|-----------|----------|------------|---------|
| 313.677 | -69.29 | -11.10 | -25.0 | -44.29 | 29.00 | Vertical | Horizontal | Pass |
| 1345.900 | -55.37 | -3.73 | -25.0 | -30.37 | 13.00 | Vertical | Horizontal | Pass |
| 2655.900 | -33.40 | 1.34 | -25.0 | -8.40 | 13.00 | Vertical | Horizontal | N/A |
| 6759.000 | -42.12 | 11.54 | -25.0 | -17.12 | 163.00 | Vertical | Horizontal | Pass |
| 9310.925 | -47.96 | 10.05 | -25.0 | -22.96 | 142.00 | Vertical | Horizontal | Pass |
| 13477.387 | -46.55 | 11.14 | -25.0 | -21.55 | 262.00 | Vertical | Horizontal | Pass |

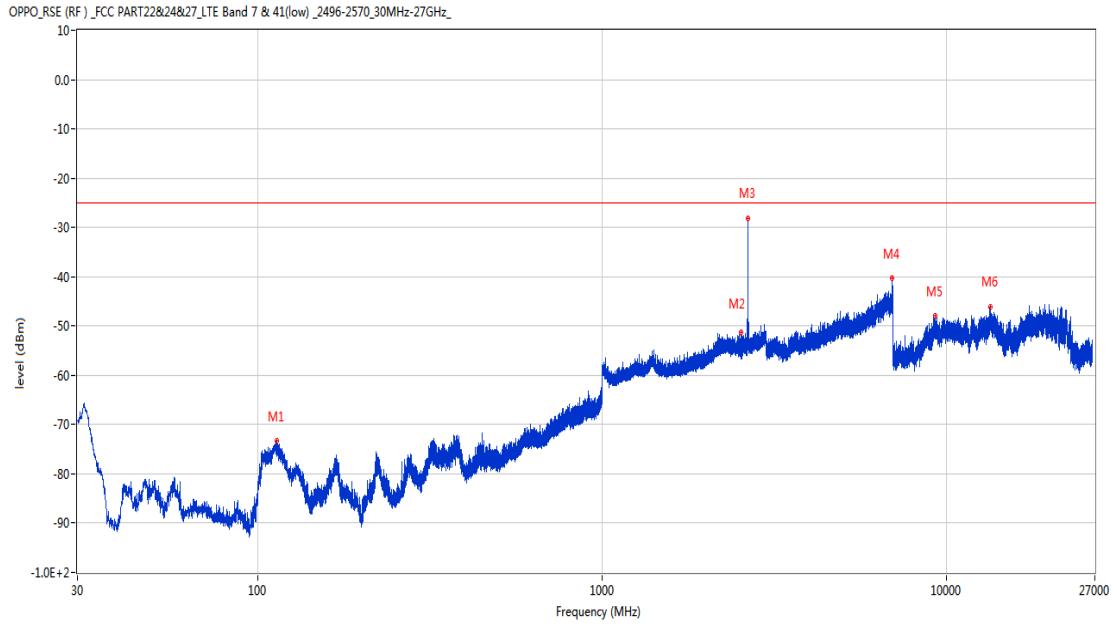
11.2 LTE Band 7 BW10, Middle Channel

RSE-H&H LTE Band 7 BW10 CH21100



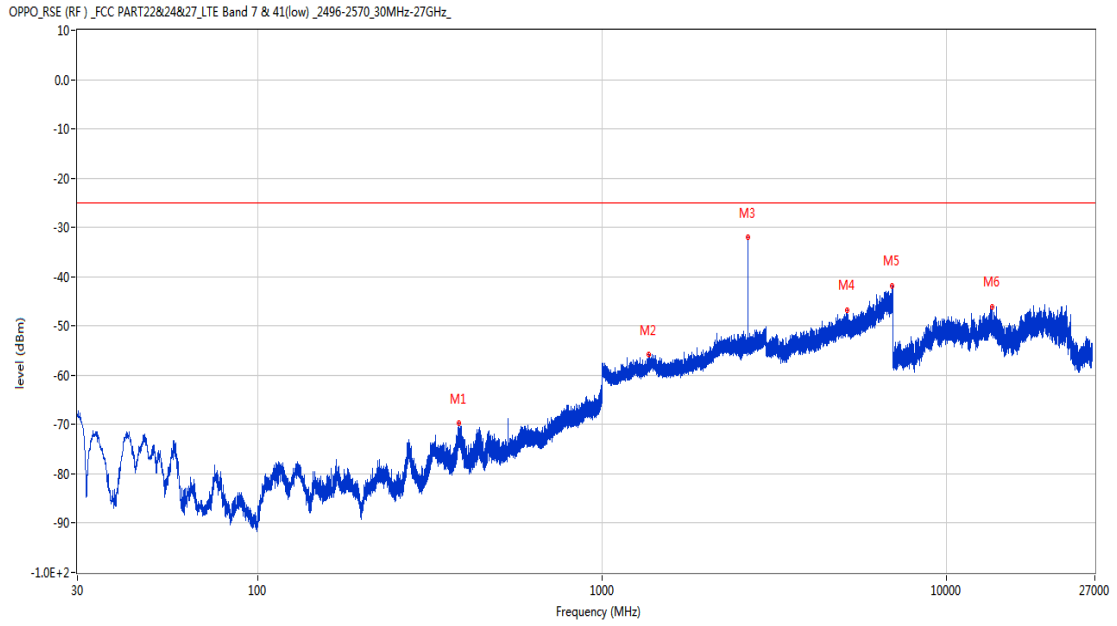
| Frequency (MHz) | Result (dBm) | Factor (dB) | PK Limit (dBm) | Over Limit (dB) | Table (o) | ANT | EUT | Verdict |
|-----------------|--------------|-------------|----------------|-----------------|-----------|------------|------------|---------|
| 221.963 | -73.26 | -15.10 | -25.0 | -48.26 | 260.00 | Horizontal | Horizontal | Pass |
| 1399.500 | -55.78 | -2.18 | -25.0 | -30.78 | 290.00 | Horizontal | Horizontal | Pass |
| 2659.400 | -27.91 | 1.43 | -25.0 | -2.91 | 199.00 | Horizontal | Horizontal | N/A |
| 4803.800 | -47.69 | 7.48 | -25.0 | -22.69 | 94.00 | Horizontal | Horizontal | Pass |
| 9284.475 | -47.53 | 9.66 | -25.0 | -22.53 | 311.00 | Horizontal | Horizontal | Pass |
| 13467.150 | -46.02 | 11.32 | -25.0 | -21.02 | 31.00 | Horizontal | Horizontal | Pass |

RSE-H&V LTE Band 7 BW10 CH21100



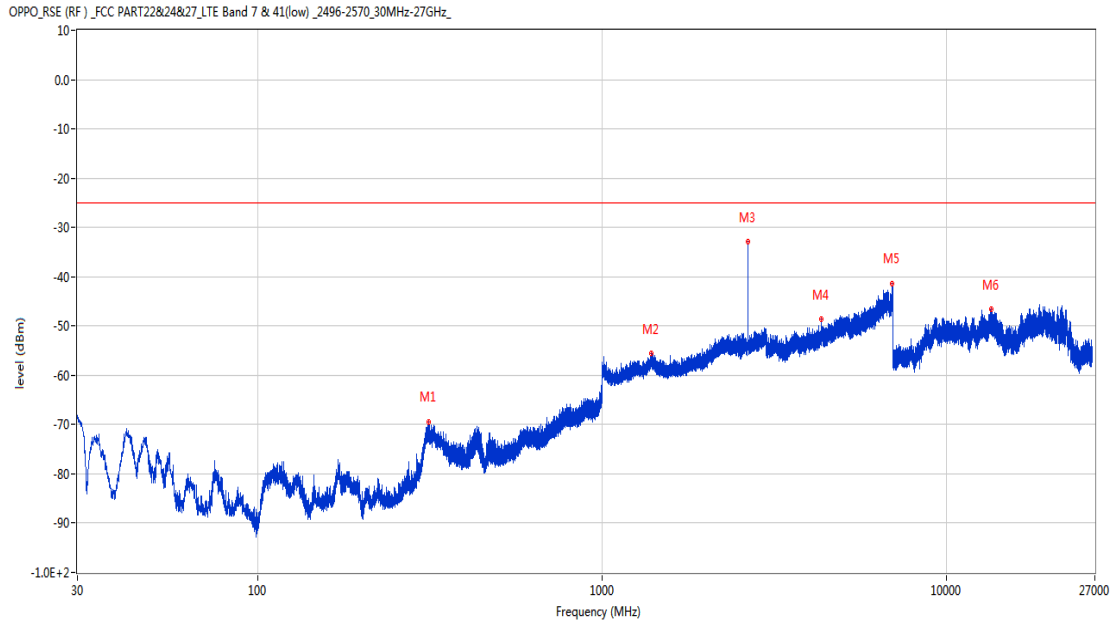
| Frequency (MHz) | Result (dBm) | Factor (dB) | PK Limit (dBm) | Over Limit (dB) | Table (o) | ANT | EUT | Verdict |
|-----------------|--------------|-------------|----------------|-----------------|-----------|------------|----------|---------|
| 113.953 | -73.31 | -20.28 | -25.0 | -48.31 | 0.00 | Horizontal | Vertical | Pass |
| 2531.500 | -51.22 | 1.94 | -25.0 | -26.22 | 213.00 | Horizontal | Vertical | N/A |
| 2658.000 | -28.05 | 1.46 | -25.0 | -3.05 | 25.00 | Horizontal | Vertical | N/A |
| 6977.400 | -40.22 | 13.84 | -25.0 | -15.22 | 227.00 | Horizontal | Vertical | Pass |
| 9292.237 | -48.01 | 9.95 | -25.0 | -23.01 | 44.00 | Horizontal | Vertical | Pass |
| 13448.250 | -46.03 | 11.48 | -25.0 | -21.03 | 361.00 | Horizontal | Vertical | Pass |

RSE-V&V LTE Band 7 BW10 CH21100



| Frequency (MHz) | Result (dBm) | Factor (dB) | PK Limit (dBm) | Over Limit (dB) | Table (o) | ANT | EUT | Verdict |
|-----------------|--------------|-------------|----------------|-----------------|-----------|----------|----------|---------|
| 385.020 | -69.77 | -8.35 | -25.0 | -44.77 | 225.00 | Vertical | Vertical | Pass |
| 1367.300 | -55.87 | -2.96 | -25.0 | -30.87 | 24.00 | Vertical | Vertical | Pass |
| 2654.500 | -32.05 | 1.43 | -25.0 | -7.05 | 125.00 | Vertical | Vertical | N/A |
| 5141.600 | -46.88 | 7.52 | -25.0 | -21.88 | 330.00 | Vertical | Vertical | Pass |
| 6965.600 | -41.79 | 13.17 | -25.0 | -16.79 | 57.00 | Vertical | Vertical | Pass |
| 13570.050 | -46.02 | 10.65 | -25.0 | -21.02 | 344.00 | Vertical | Vertical | Pass |

RSE-V&H LTE Band 7 BW10 CH21100

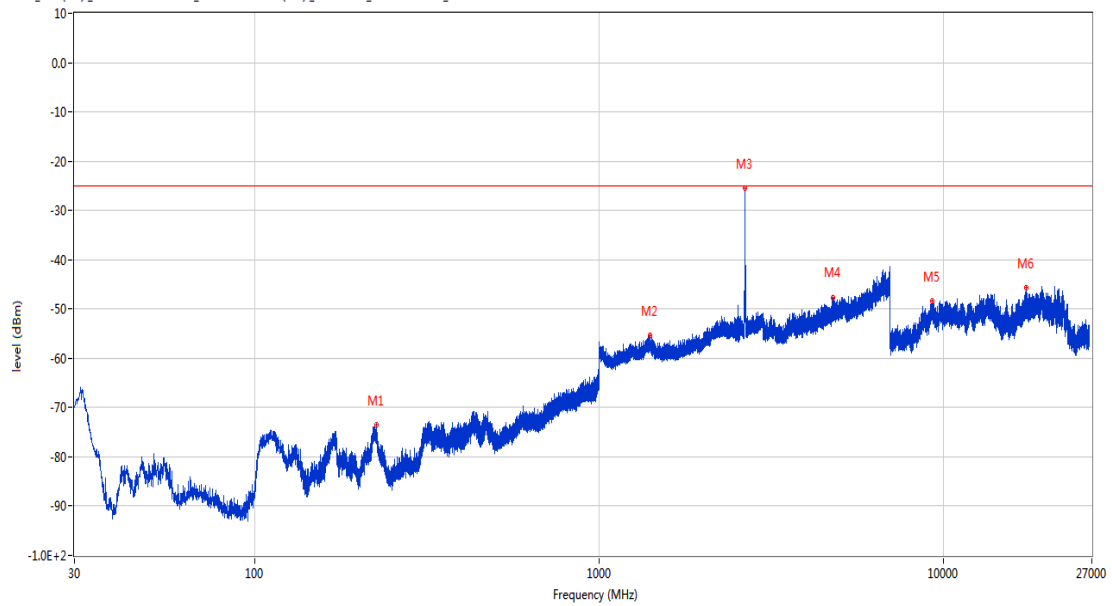


| Frequency (MHz) | Result (dBm) | Factor (dB) | PK Limit (dBm) | Over Limit (dB) | Table (o) | ANT | EUT | Verdict |
|-----------------|--------------|-------------|----------------|-----------------|-----------|----------|------------|---------|
| 314.259 | -69.39 | -11.06 | -25.0 | -44.39 | 1.00 | Vertical | Horizontal | Pass |
| 1393.200 | -55.63 | -2.31 | -25.0 | -30.63 | 43.00 | Vertical | Horizontal | Pass |
| 2654.200 | -32.88 | 1.43 | -25.0 | -7.88 | -1.00 | Vertical | Horizontal | N/A |
| 4339.000 | -48.56 | 6.09 | -25.0 | -23.56 | 185.00 | Vertical | Horizontal | Pass |
| 6965.600 | -41.51 | 13.17 | -25.0 | -16.51 | 333.00 | Vertical | Horizontal | Pass |
| 13504.162 | -46.49 | 10.67 | -25.0 | -21.49 | 288.00 | Vertical | Horizontal | Pass |

11.3 LTE Band 7 BW15, Middle Channel

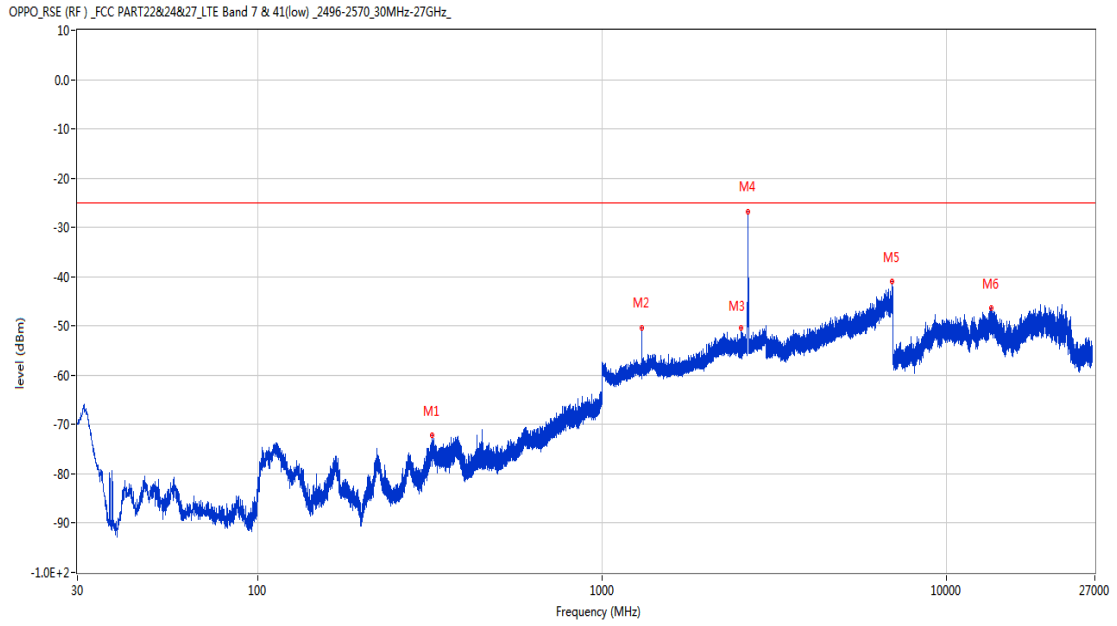
RSE-H&H LTE Band 7 BW15 CH21100

OPPO_RSE (RF) _FCC PART22&24&27_LTE Band 7 & 41(low) _2496-2570_30MHz-27GHz_



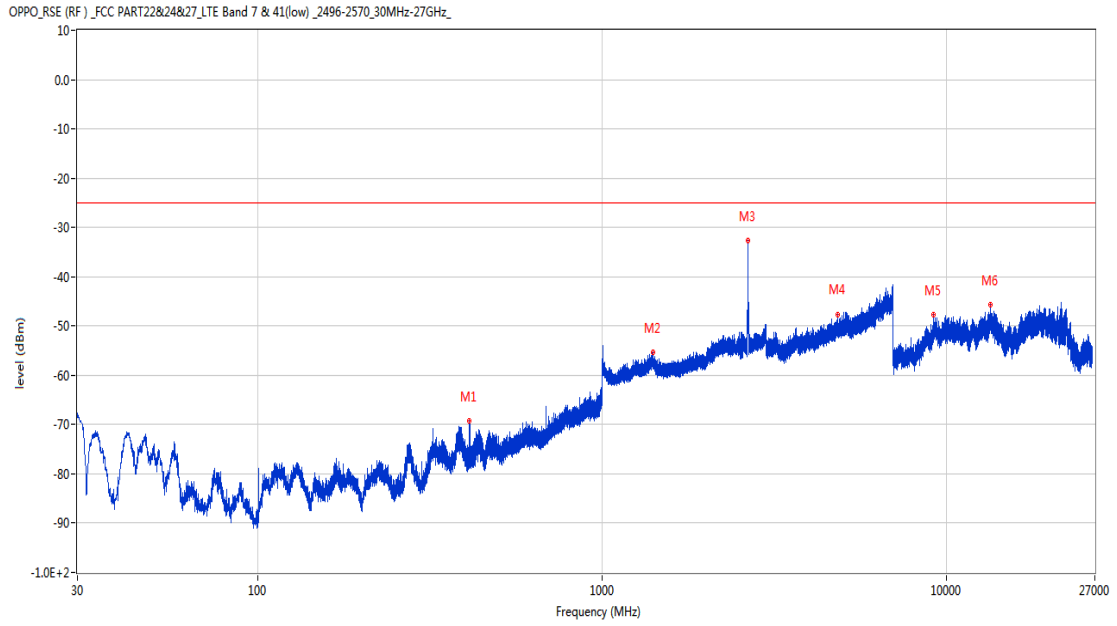
| Frequency (MHz) | Result (dBm) | Factor (dB) | PK Limit (dBm) | Over Limit (dB) | Table (o) | ANT | EUT | Verdict |
|-----------------|--------------|-------------|----------------|-----------------|-----------|------------|------------|---------|
| 226.376 | -73.58 | -14.83 | -25.0 | -48.58 | 224.00 | Horizontal | Horizontal | Pass |
| 1406.200 | -55.29 | -2.38 | -25.0 | -30.29 | 257.00 | Horizontal | Horizontal | Pass |
| 2652.000 | -25.57 | 1.39 | -25.0 | -0.57 | 208.00 | Horizontal | Horizontal | N/A |
| 4794.200 | -47.75 | 7.61 | -25.0 | -22.75 | 356.00 | Horizontal | Horizontal | Pass |
| 9301.437 | -48.44 | 10.21 | -25.0 | -23.44 | 356.00 | Horizontal | Horizontal | Pass |
| 17382.074 | -45.77 | 9.09 | -25.0 | -20.77 | 74.00 | Horizontal | Horizontal | Pass |

RSE-H&V LTE Band 7 BW15 CH21100



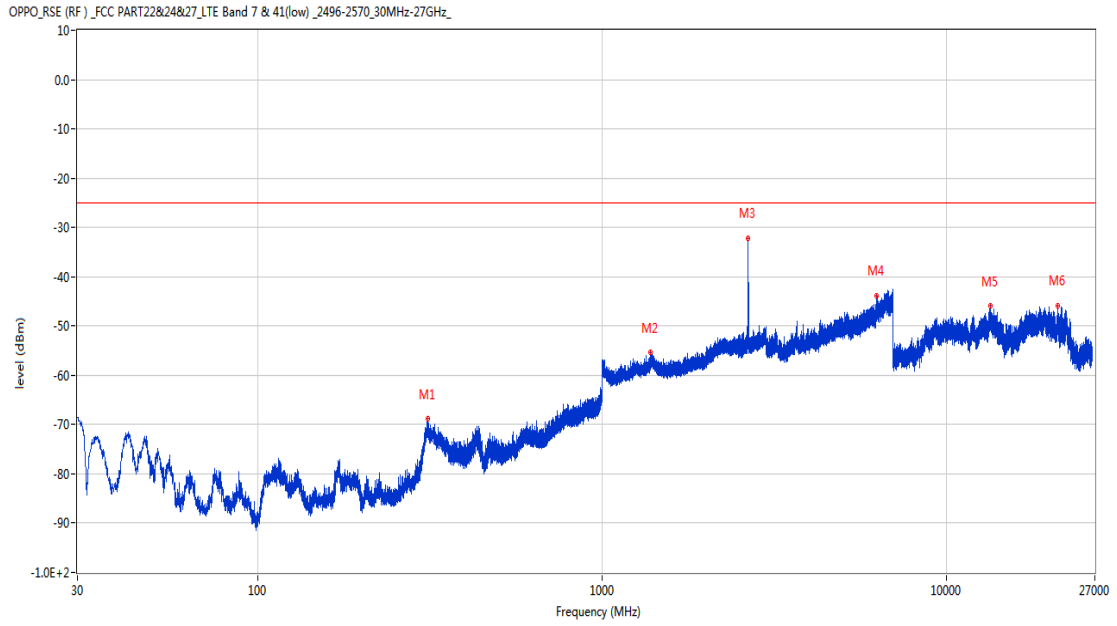
| Frequency (MHz) | Result (dBm) | Factor (dB) | PK Limit (dBm) | Over Limit (dB) | Table (o) | ANT | EUT | Verdict |
|-----------------|--------------|-------------|----------------|-----------------|-----------|------------|----------|---------|
| 322.261 | -72.22 | -10.77 | -25.0 | -47.22 | 66.00 | Horizontal | Vertical | Pass |
| 1307.000 | -50.29 | -3.77 | -25.0 | -25.29 | 95.00 | Horizontal | Vertical | Pass |
| 2528.800 | -50.47 | 1.93 | -25.0 | -25.47 | 143.00 | Horizontal | Vertical | N/A |
| 2655.100 | -26.76 | 1.39 | -25.0 | -1.76 | 310.00 | Horizontal | Vertical | N/A |
| 6976.600 | -41.02 | 13.76 | -25.0 | -16.02 | 228.00 | Horizontal | Vertical | Pass |
| 13498.387 | -46.24 | 10.75 | -25.0 | -21.24 | 289.00 | Horizontal | Vertical | Pass |

RSE-V&V LTE Band 7 BW15 CH21100



| Frequency (MHz) | Result (dBm) | Factor (dB) | PK Limit (dBm) | Over Limit (dB) | Table (o) | ANT | EUT | Verdict |
|-----------------|--------------|-------------|----------------|-----------------|-----------|----------|----------|---------|
| 412.277 | -69.34 | -8.66 | -25.0 | -44.34 | 203.00 | Vertical | Vertical | Pass |
| 1408.600 | -55.36 | -2.43 | -25.0 | -30.36 | 81.00 | Vertical | Vertical | Pass |
| 2649.200 | -32.75 | 1.42 | -25.0 | -7.75 | 182.00 | Vertical | Vertical | N/A |
| 4827.400 | -47.74 | 6.91 | -25.0 | -22.74 | 339.00 | Vertical | Vertical | Pass |
| 9203.974 | -47.74 | 9.22 | -25.0 | -22.74 | 76.00 | Vertical | Vertical | Pass |
| 13464.787 | -45.74 | 11.36 | -25.0 | -20.74 | 90.00 | Vertical | Vertical | Pass |

RSE-V&H LTE Band 7 BW15 CH21100

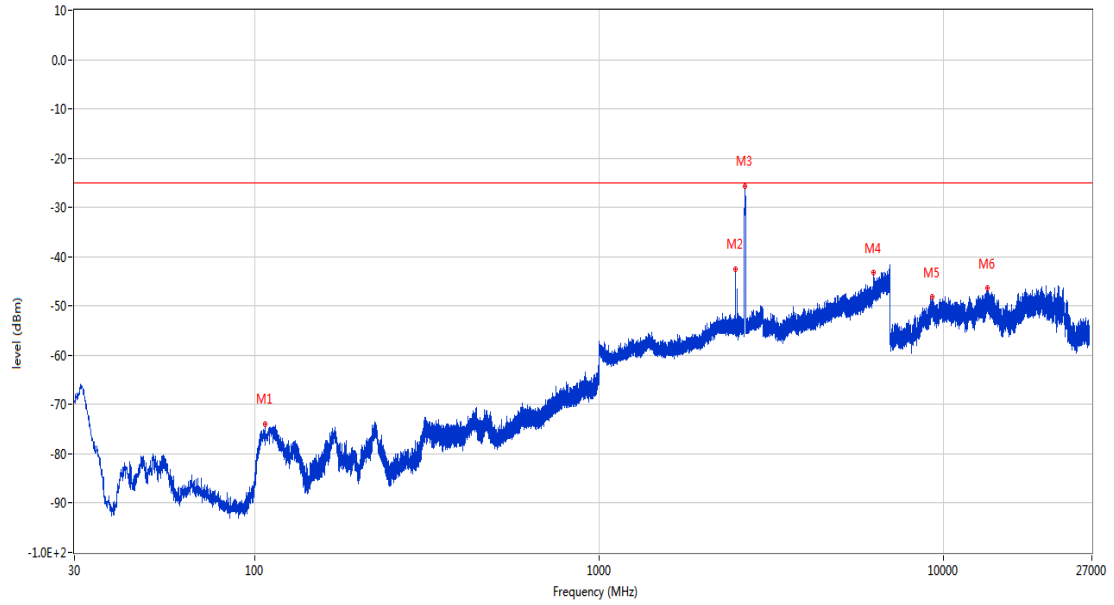


| Frequency (MHz) | Result (dBm) | Factor (dB) | PK Limit (dBm) | Over Limit (dB) | Table (o) | ANT | EUT | Verdict |
|-----------------|--------------|-------------|----------------|-----------------|-----------|----------|------------|---------|
| 313.046 | -68.80 | -11.14 | -25.0 | -43.80 | 0.00 | Vertical | Horizontal | Pass |
| 1386.500 | -55.25 | -2.54 | -25.0 | -30.25 | 184.00 | Vertical | Horizontal | Pass |
| 2659.400 | -32.31 | 1.43 | -25.0 | -7.31 | 335.00 | Vertical | Horizontal | N/A |
| 6278.600 | -43.91 | 11.26 | -25.0 | -18.91 | 360.00 | Vertical | Horizontal | Pass |
| 13446.674 | -45.95 | 11.44 | -25.0 | -20.95 | 355.00 | Vertical | Horizontal | Pass |
| 21064.675 | -45.95 | 14.52 | -25.0 | -20.95 | 91.00 | Vertical | Horizontal | Pass |

11.4 LTE Band 7 BW20, Middle Channel

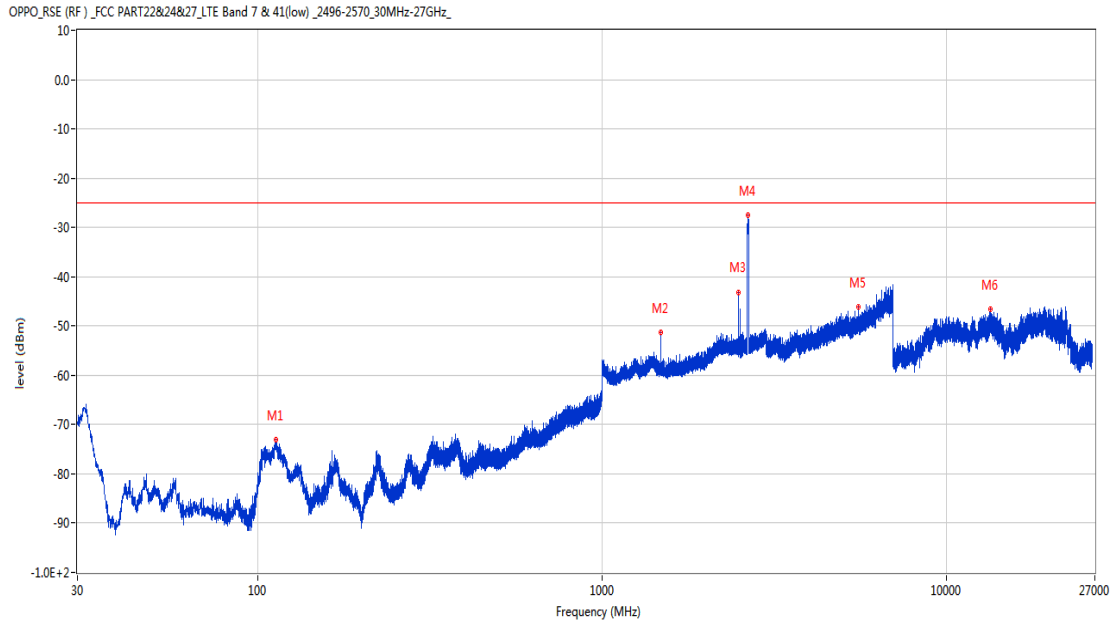
RSE-H&H LTE Band 7 BW20 CH21100

OPPO_RSE (RF) _FCC PART22&24&27_LTE Band 7 & 41(low) _2496-2570_30MHz-27GHz_



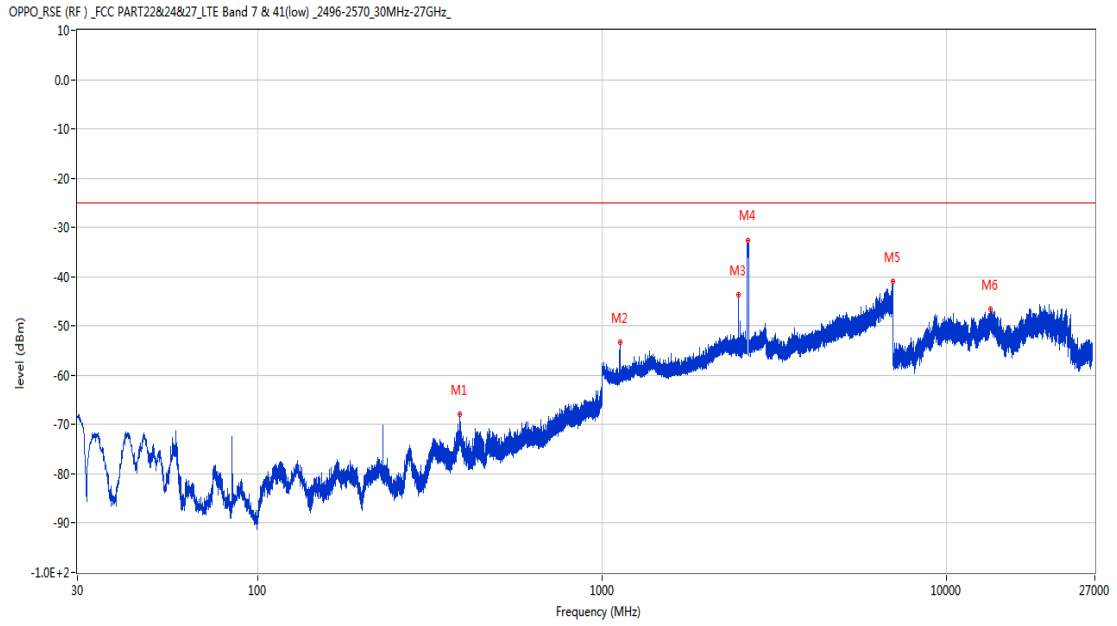
| Frequency (MHz) | Result (dBm) | Factor (dB) | PK Limit (dBm) | Over Limit (dB) | Table (o) | ANT | EUT | Verdict |
|-----------------|--------------|-------------|----------------|-----------------|-----------|------------|------------|---------|
| 107.454 | -73.90 | -21.26 | -25.0 | -48.90 | 0.00 | Horizontal | Horizontal | Pass |
| 2491.000 | -42.45 | 1.67 | -25.0 | -17.45 | 152.00 | Horizontal | Horizontal | N/A |
| 2653.100 | -25.78 | 1.41 | -25.0 | -0.78 | 194.00 | Horizontal | Horizontal | N/A |
| 6277.600 | -43.30 | 11.24 | -25.0 | -18.30 | 90.00 | Horizontal | Horizontal | Pass |
| 9296.838 | -48.23 | 10.11 | -25.0 | -23.23 | 360.00 | Horizontal | Horizontal | Pass |
| 13455.075 | -46.26 | 11.48 | -25.0 | -21.26 | 59.00 | Horizontal | Horizontal | Pass |

RSE-H&V LTE Band 7 BW20 CH21100



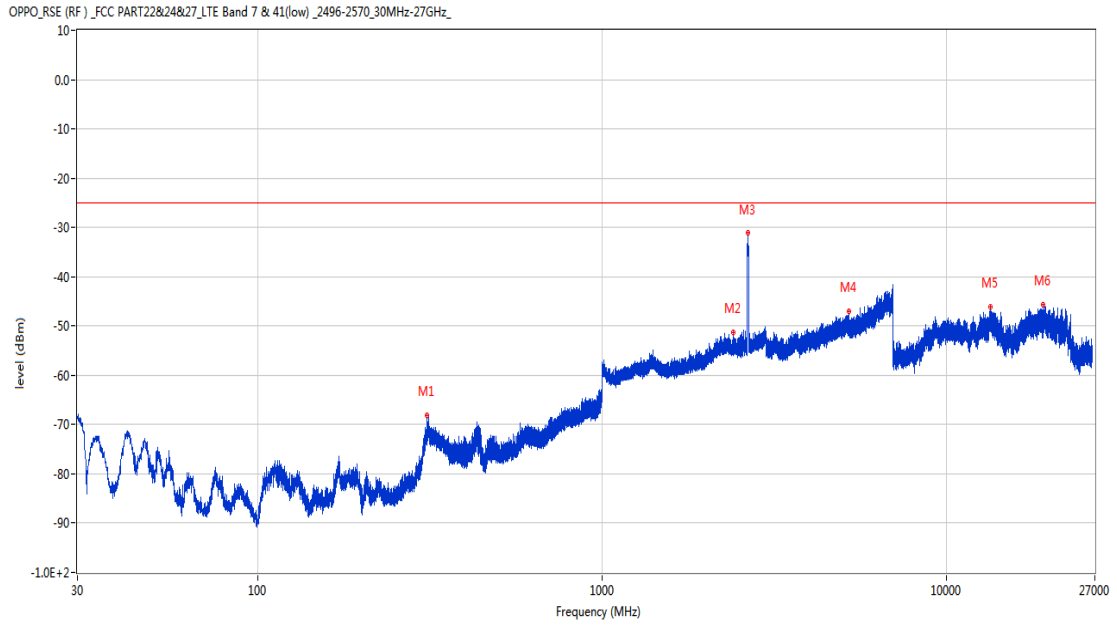
| Frequency (MHz) | Result (dBm) | Factor (dB) | PK Limit (dBm) | Over Limit (dB) | Table (o) | ANT | EUT | Verdict |
|-----------------|--------------|-------------|----------------|-----------------|-----------|------------|----------|---------|
| 112.983 | -73.17 | -20.43 | -25.0 | -48.17 | 28.00 | Horizontal | Vertical | Pass |
| 1479.600 | -51.35 | -3.93 | -25.0 | -26.35 | 67.00 | Horizontal | Vertical | Pass |
| 2490.800 | -43.13 | 1.67 | -25.0 | -18.13 | 355.00 | Horizontal | Vertical | N/A |
| 2655.500 | -27.45 | 1.37 | -25.0 | -2.45 | -1.00 | Horizontal | Vertical | N/A |
| 5541.000 | -46.19 | 7.59 | -25.0 | -21.19 | 0.00 | Horizontal | Vertical | Pass |
| 13459.276 | -46.49 | 11.45 | -25.0 | -21.49 | 0.00 | Horizontal | Vertical | Pass |

RSE-V&V LTE Band 7 BW20 CH21100



| Frequency (MHz) | Result (dBm) | Factor (dB) | PK Limit (dBm) | Over Limit (dB) | Table (o) | ANT | EUT | Verdict |
|-----------------|--------------|-------------|----------------|-----------------|-----------|----------|----------|---------|
| 386.330 | -67.91 | -8.38 | -25.0 | -42.91 | 19.00 | Vertical | Vertical | Pass |
| 1127.300 | -53.31 | -5.04 | -25.0 | -28.31 | 133.00 | Vertical | Vertical | Pass |
| 2490.700 | -43.63 | 1.67 | -25.0 | -18.63 | 37.00 | Vertical | Vertical | N/A |
| 2650.200 | -32.75 | 1.42 | -25.0 | -7.75 | 108.00 | Vertical | Vertical | N/A |
| 6987.400 | -40.94 | 13.65 | -25.0 | -15.94 | 0.00 | Vertical | Vertical | Pass |
| 13470.825 | -46.52 | 11.26 | -25.0 | -21.52 | 264.00 | Vertical | Vertical | Pass |

RSE-V&H LTE Band 7 BW20 CH21100

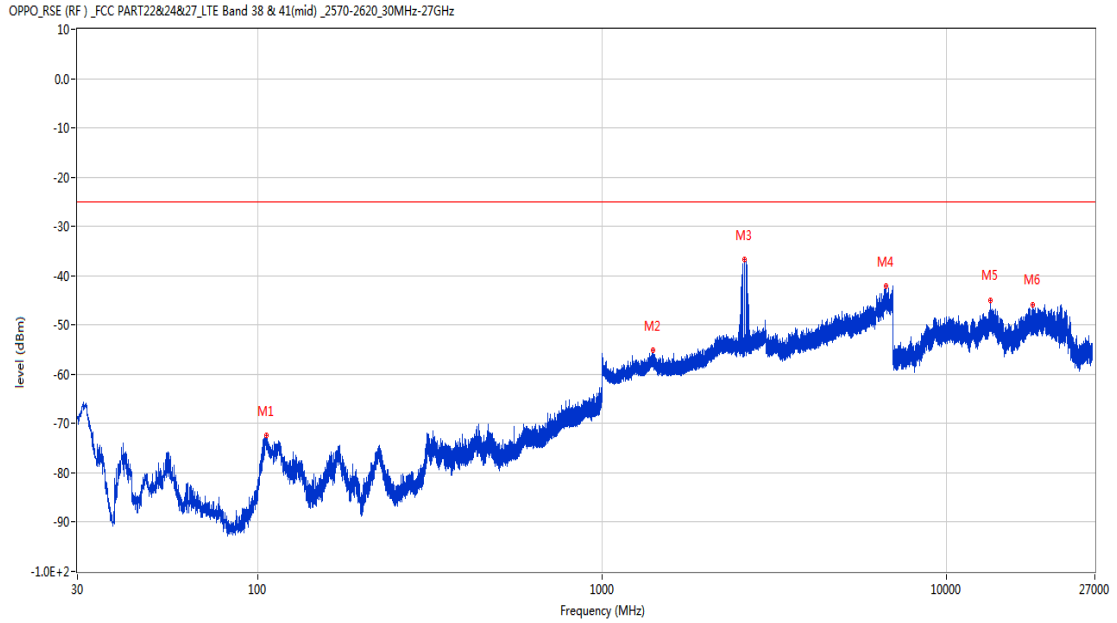


| Frequency (MHz) | Result (dBm) | Factor (dB) | PK Limit (dBm) | Over Limit (dB) | Table (o) | ANT | EUT | Verdict |
|-----------------|--------------|-------------|----------------|-----------------|-----------|----------|------------|---------|
| 310.330 | -68.17 | -11.26 | -25.0 | -43.17 | 4.00 | Vertical | Horizontal | Pass |
| 2404.300 | -51.36 | 1.28 | -25.0 | -26.36 | -1.00 | Vertical | Horizontal | Pass |
| 2649.200 | -31.07 | 1.42 | -25.0 | -6.07 | 10.00 | Vertical | Horizontal | N/A |
| 5206.800 | -47.01 | 7.07 | -25.0 | -22.01 | 270.00 | Vertical | Horizontal | Pass |
| 13430.925 | -46.15 | 11.15 | -25.0 | -21.15 | 54.00 | Vertical | Horizontal | Pass |
| 19116.900 | -45.71 | 11.79 | -25.0 | -20.71 | 37.00 | Vertical | Horizontal | Pass |

12 LTE Band 38

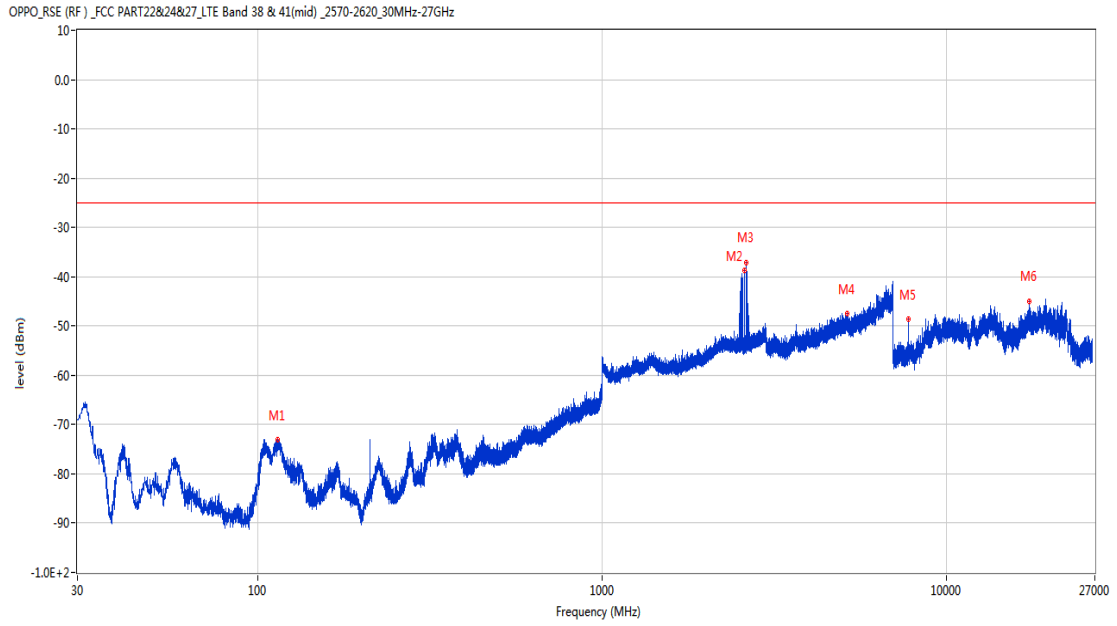
12.1 LTE Band 38 BW5, Middle Channel

RSE-H&H LTE Band 38 BW5 CH38000



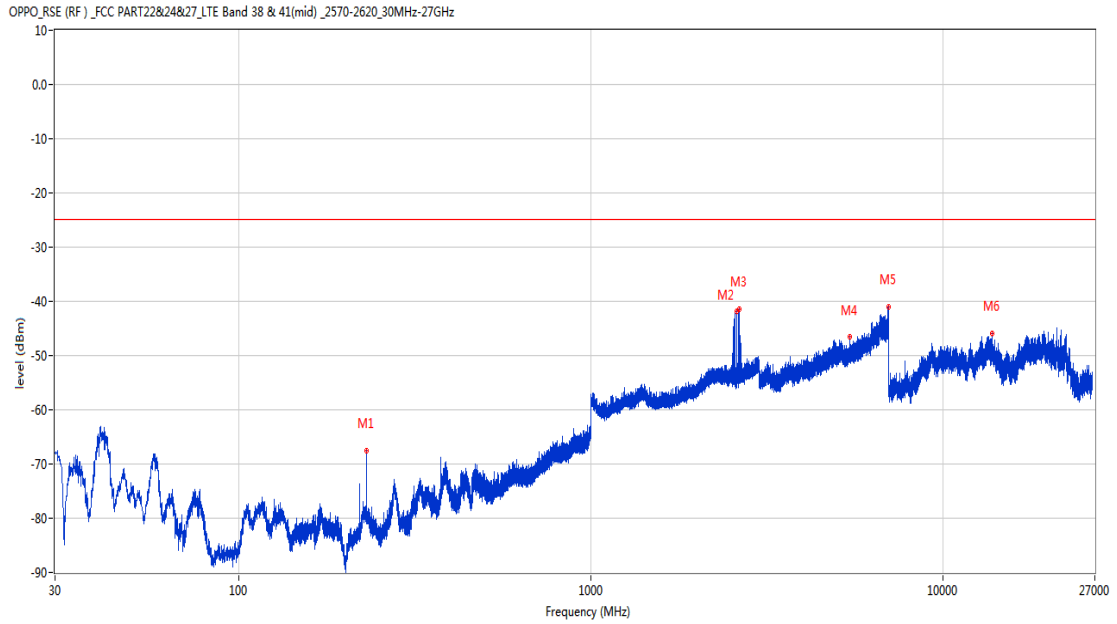
| Frequency (MHz) | Result (dBm) | Factor (dB) | PK Limit (dBm) | Over Limit (dB) | Table (o) | ANT | EUT | Verdict |
|-----------------|--------------|-------------|----------------|-----------------|-----------|------------|------------|---------|
| 106.290 | -72.49 | -21.25 | -25.0 | -47.49 | 361.00 | Horizontal | Horizontal | Pass |
| 1406.300 | -55.06 | -2.39 | -25.0 | -30.06 | 352.00 | Horizontal | Horizontal | Pass |
| 2593.200 | -36.68 | 1.72 | -25.0 | -11.68 | 139.00 | Horizontal | Horizontal | N/A |
| 6688.000 | -42.19 | 11.92 | -25.0 | -17.19 | 355.00 | Horizontal | Horizontal | Pass |
| 13430.400 | -44.92 | 11.15 | -25.0 | -19.92 | 110.00 | Horizontal | Horizontal | Pass |
| 17845.912 | -45.81 | 9.43 | -25.0 | -20.81 | 79.00 | Horizontal | Horizontal | Pass |

RSE-H&V LTE Band 38 BW5 CH38000



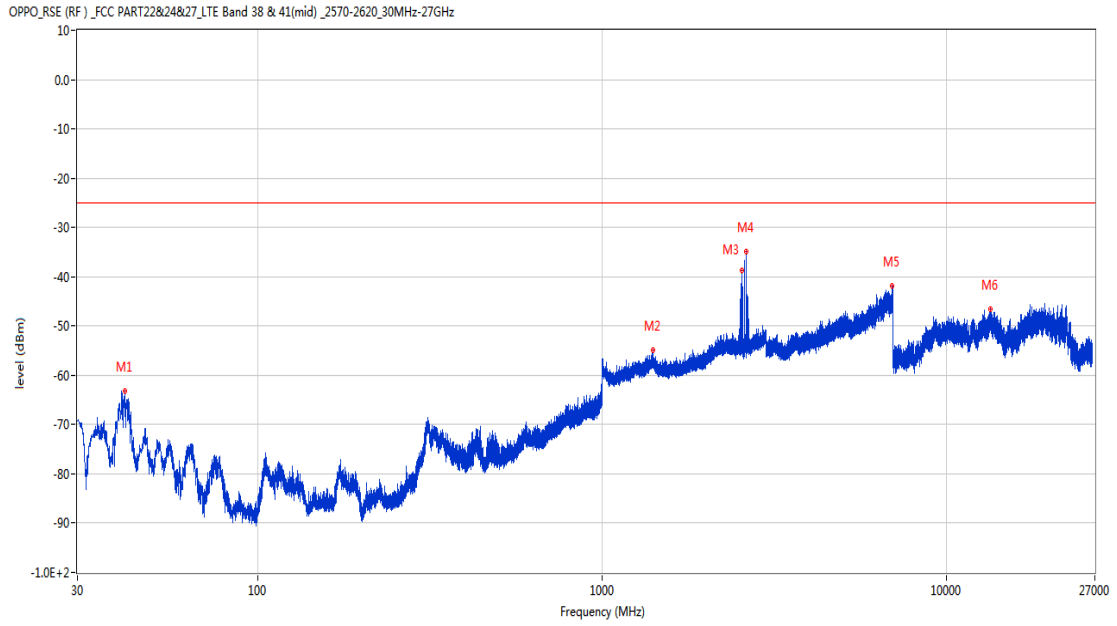
| Frequency (MHz) | Result (dBm) | Factor (dB) | PK Limit (dBm) | Over Limit (dB) | Table (o) | ANT | EUT | Verdict |
|-----------------|--------------|-------------|----------------|-----------------|-----------|------------|----------|---------|
| 114.147 | -73.05 | -20.25 | -25.0 | -48.05 | 0.00 | Horizontal | Vertical | Pass |
| 2593.200 | -38.78 | 1.72 | -25.0 | -13.78 | 156.00 | Horizontal | Vertical | N/A |
| 2628.100 | -37.19 | 2.02 | -25.0 | -12.19 | 0.00 | Horizontal | Vertical | N/A |
| 5147.200 | -47.36 | 7.49 | -25.0 | -22.36 | 89.00 | Horizontal | Vertical | Pass |
| 7778.838 | -48.68 | 3.02 | -25.0 | -23.68 | 289.00 | Horizontal | Vertical | Pass |
| 17450.062 | -45.02 | 9.21 | -25.0 | -20.02 | 208.00 | Horizontal | Vertical | Pass |

RSE-V&V LTE Band 38 BW5 CH38000



| Frequency (MHz) | Result (dBm) | Factor (dB) | PK Limit (dBm) | Over Limit (dB) | Table (o) | ANT | EUT | Verdict |
|-----------------|--------------|-------------|----------------|-----------------|-----------|----------|----------|---------|
| 229.772 | -67.53 | -14.70 | -25.0 | -42.53 | 240.00 | Vertical | Vertical | Pass |
| 2593.300 | -41.89 | 1.72 | -25.0 | -16.89 | 50.00 | Vertical | Vertical | N/A |
| 2633.600 | -41.52 | 1.87 | -25.0 | -16.52 | 30.00 | Vertical | Vertical | N/A |
| 5442.400 | -46.59 | 7.52 | -25.0 | -21.59 | 305.00 | Vertical | Vertical | Pass |
| 6997.400 | -41.06 | 13.61 | -25.0 | -16.06 | 81.00 | Vertical | Vertical | Pass |
| 13770.075 | -45.96 | 11.45 | -25.0 | -20.96 | 280.00 | Vertical | Vertical | Pass |

RSE-V&H LTE Band 38 BW5 CH38000

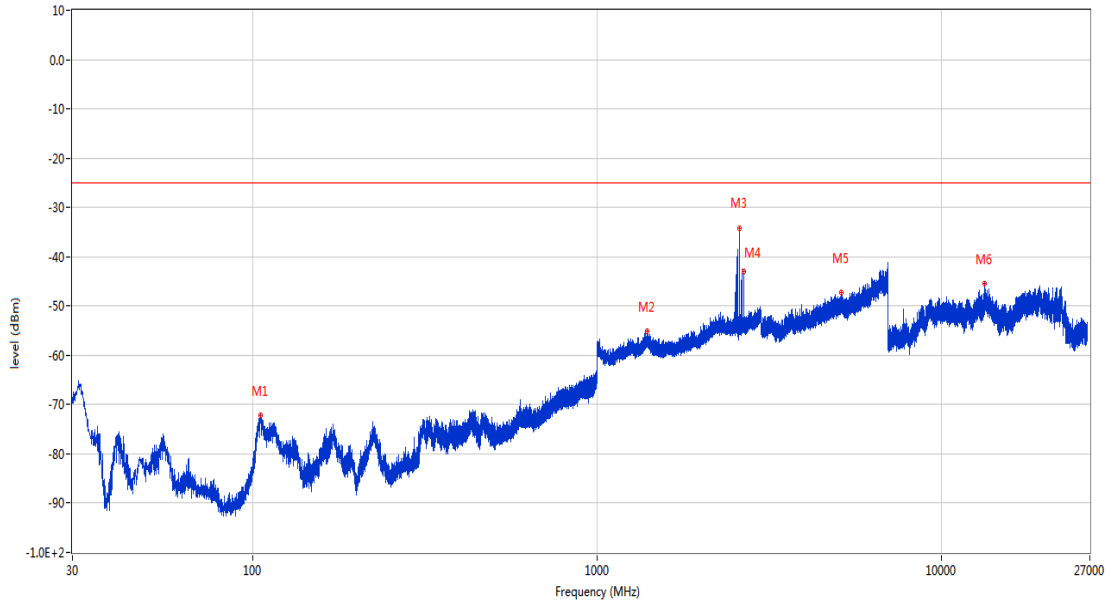


| Frequency (MHz) | Result (dBm) | Factor (dB) | PK Limit (dBm) | Over Limit (dB) | Table (o) | ANT | EUT | Verdict |
|-----------------|--------------|-------------|----------------|-----------------|-----------|----------|------------|---------|
| 41.203 | -63.11 | -17.51 | -25.0 | -38.11 | 92.00 | Vertical | Horizontal | Pass |
| 1404.400 | -54.84 | -2.24 | -25.0 | -29.84 | 86.00 | Vertical | Horizontal | Pass |
| 2555.700 | -38.65 | 1.26 | -25.0 | -13.65 | 173.00 | Vertical | Horizontal | N/A |
| 2631.500 | -34.97 | 2.00 | -25.0 | -9.97 | 115.00 | Vertical | Horizontal | N/A |
| 6967.000 | -41.93 | 13.30 | -25.0 | -16.93 | 297.00 | Vertical | Horizontal | Pass |
| 13457.175 | -46.63 | 11.47 | -25.0 | -21.63 | 0.00 | Vertical | Horizontal | Pass |

12.2 LTE Band 38 BW10, Middle Channel

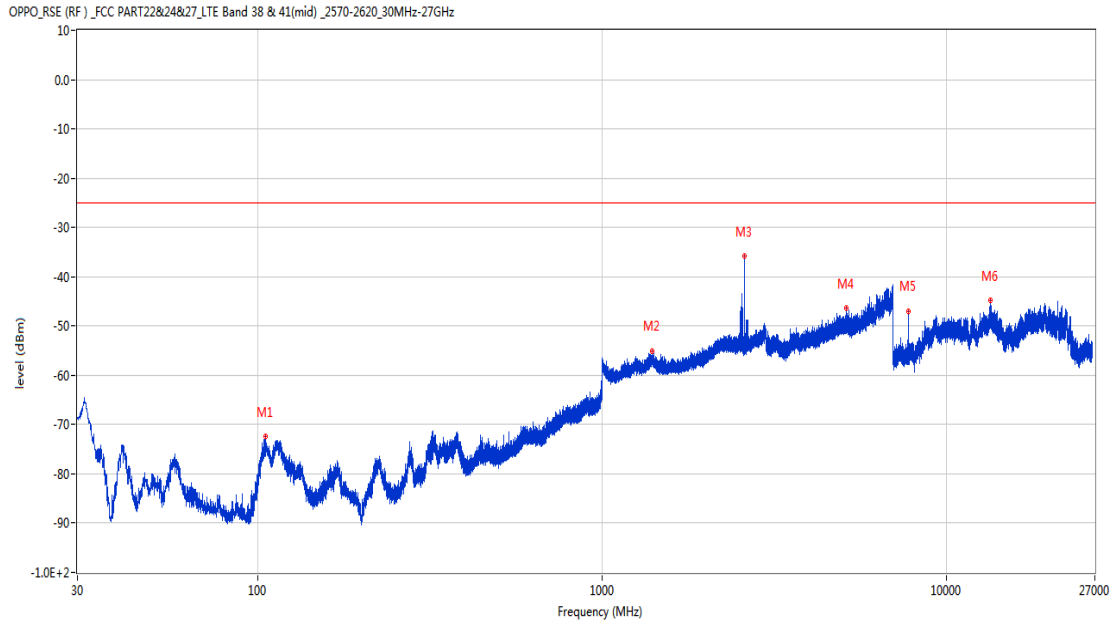
RSE-H&H LTE Band 38 BW10 CH38000

OPPO_RSE (RF) _FCC PART22&24&27_LTE Band 38 & 41(mid) _2570-2620_30MHz-27GHz



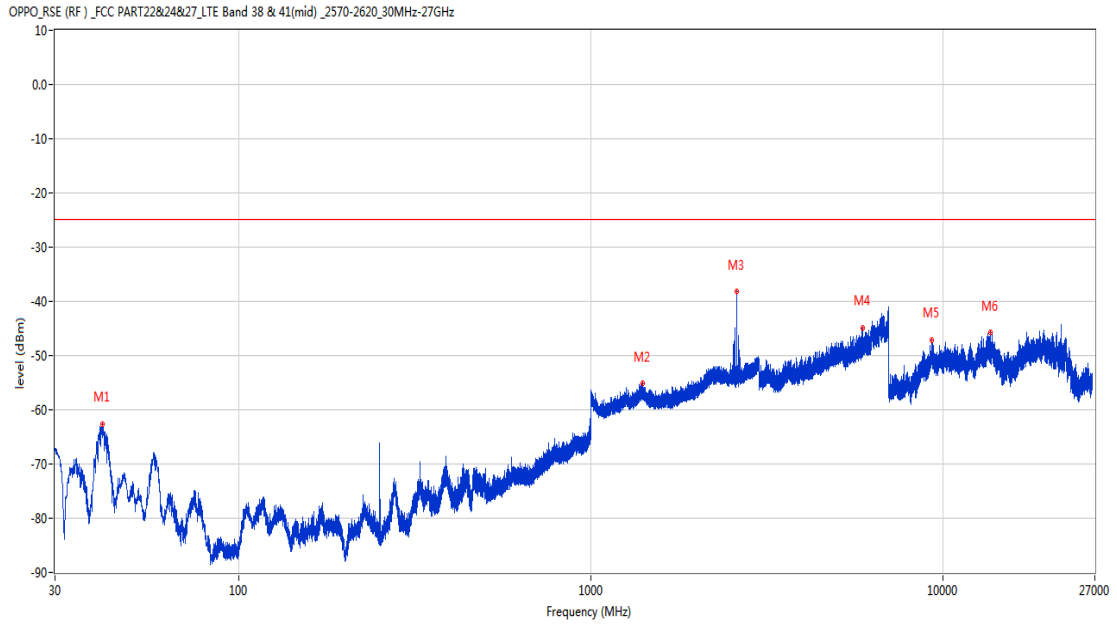
| Frequency (MHz) | Result (dBm) | Factor (dB) | PK Limit (dBm) | Over Limit (dB) | Table (o) | ANT | EUT | Verdict |
|-----------------|--------------|-------------|----------------|-----------------|-----------|------------|------------|---------|
| 105.805 | -72.13 | -21.26 | -25.0 | -47.13 | 9.00 | Horizontal | Horizontal | Pass |
| 1399.700 | -55.16 | -1.99 | -25.0 | -30.16 | -1.00 | Horizontal | Horizontal | Pass |
| 2591.000 | -34.17 | 1.69 | -25.0 | -9.17 | 130.00 | Horizontal | Horizontal | N/A |
| 2663.800 | -42.92 | 2.06 | -25.0 | -17.92 | 100.00 | Horizontal | Horizontal | N/A |
| 5120.400 | -47.26 | 7.83 | -25.0 | -22.26 | 199.00 | Horizontal | Horizontal | Pass |
| 13340.100 | -45.53 | 10.97 | -25.0 | -20.53 | 315.00 | Horizontal | Horizontal | Pass |

RSE-H&V LTE Band 38 BW10 CH38000



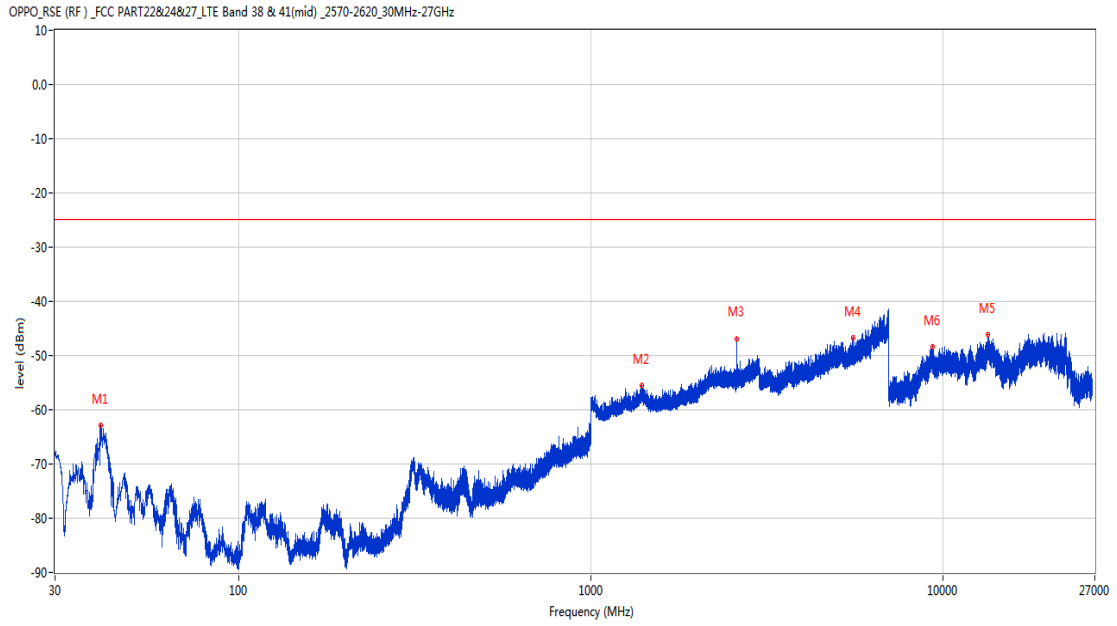
| Frequency (MHz) | Result (dBm) | Factor (dB) | PK Limit (dBm) | Over Limit (dB) | Table (o) | ANT | EUT | Verdict |
|-----------------|--------------|-------------|----------------|-----------------|-----------|------------|----------|---------|
| 105.757 | -72.49 | -21.26 | -25.0 | -47.49 | 36.00 | Horizontal | Vertical | Pass |
| 1396.000 | -55.01 | -2.17 | -25.0 | -30.01 | 333.00 | Horizontal | Vertical | Pass |
| 2590.900 | -35.85 | 1.69 | -25.0 | -10.85 | 146.00 | Horizontal | Vertical | N/A |
| 5129.400 | -46.35 | 7.76 | -25.0 | -21.35 | 180.00 | Horizontal | Vertical | Pass |
| 7772.513 | -46.96 | 2.88 | -25.0 | -21.96 | 17.00 | Horizontal | Vertical | Pass |
| 13461.900 | -44.84 | 11.42 | -25.0 | -19.84 | 15.00 | Horizontal | Vertical | Pass |

RSE-V&V LTE Band 38 BW10 CH38000



| Frequency (MHz) | Result (dBm) | Factor (dB) | PK Limit (dBm) | Over Limit (dB) | Table (o) | ANT | EUT | Verdict |
|-----------------|--------------|-------------|----------------|-----------------|-----------|----------|----------|---------|
| 40.816 | -62.62 | -17.78 | -25.0 | -37.62 | 55.00 | Vertical | Vertical | Pass |
| 1404.200 | -55.18 | -2.22 | -25.0 | -30.18 | 32.00 | Vertical | Vertical | Pass |
| 2590.900 | -38.12 | 1.69 | -25.0 | -13.12 | 42.00 | Vertical | Vertical | N/A |
| 5897.200 | -44.88 | 8.65 | -25.0 | -19.88 | 229.00 | Vertical | Vertical | Pass |
| 9315.812 | -47.10 | 9.97 | -25.0 | -22.10 | 24.00 | Vertical | Vertical | Pass |
| 13608.901 | -45.74 | 10.36 | -25.0 | -20.74 | 75.00 | Vertical | Vertical | Pass |

RSE-V&H LTE Band 38 BW10 CH38000

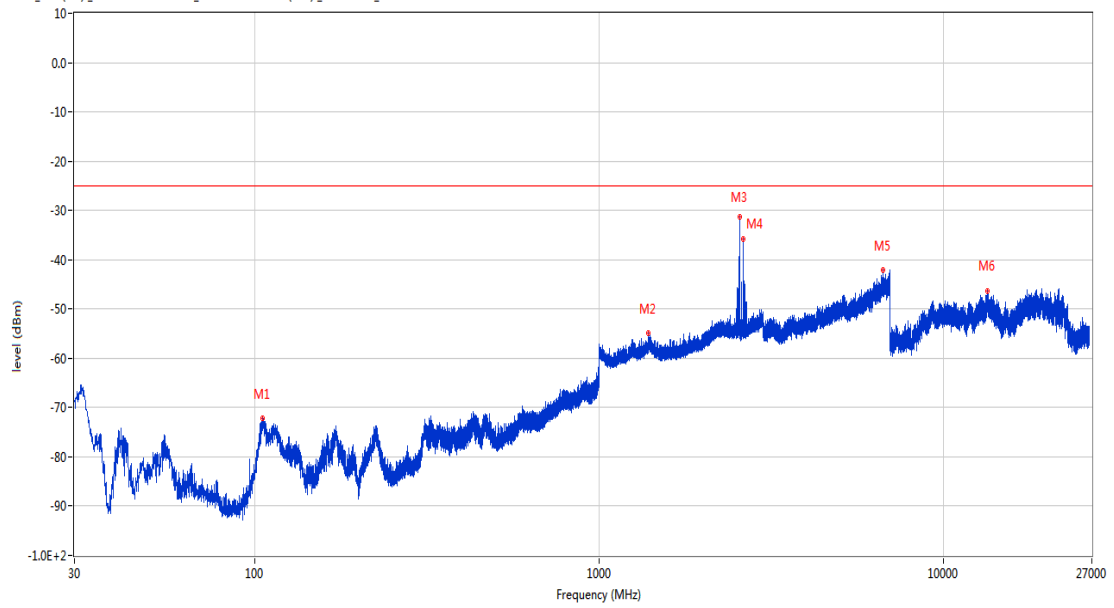


| Frequency (MHz) | Result (dBm) | Factor (dB) | PK Limit (dBm) | Over Limit (dB) | Table (o) | ANT | EUT | Verdict |
|-----------------|--------------|-------------|----------------|-----------------|-----------|----------|------------|---------|
| 40.379 | -62.87 | -18.13 | -25.0 | -37.87 | 60.00 | Vertical | Horizontal | Pass |
| 1390.800 | -55.52 | -2.38 | -25.0 | -30.52 | 228.00 | Vertical | Horizontal | Pass |
| 2591.100 | -46.94 | 1.70 | -25.0 | -21.94 | 15.00 | Vertical | Horizontal | N/A |
| 5550.200 | -46.78 | 7.51 | -25.0 | -21.78 | 338.00 | Vertical | Horizontal | Pass |
| 13419.112 | -46.17 | 10.97 | -25.0 | -21.17 | 0.00 | Vertical | Horizontal | Pass |
| 9318.112 | -48.46 | 9.93 | -25.0 | -23.46 | 164.00 | Vertical | Horizontal | Pass |

12.3 LTE Band 38 BW15, Middle Channel

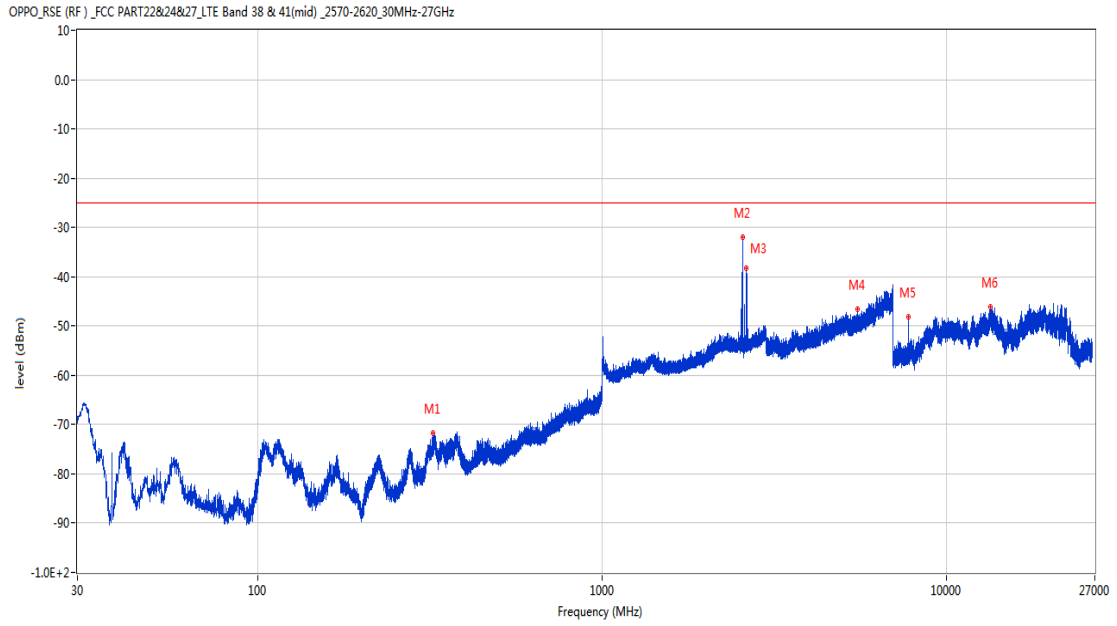
RSE-H&H LTE Band 38 BW15 CH38000

OPPO_RSE (RF) _FCC PART22&24&27_LTE Band 38 & 41(mid) _2570-2620_30MHz-27GHz



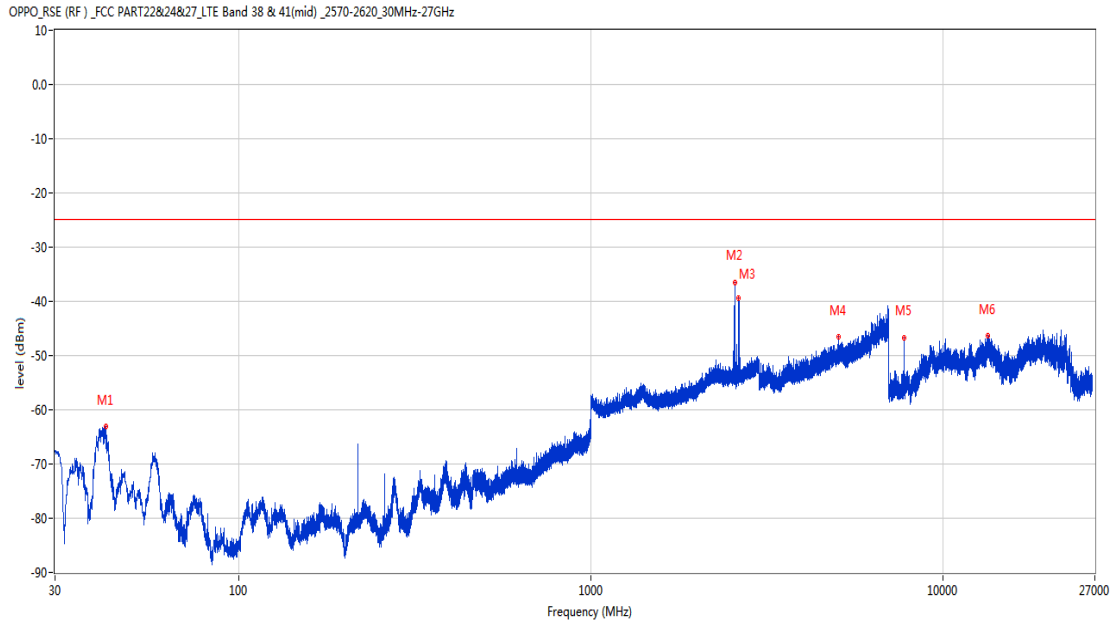
| Frequency (MHz) | Result (dBm) | Factor (dB) | PK Limit (dBm) | Over Limit (dB) | Table (o) | ANT | EUT | Verdict |
|-----------------|--------------|-------------|----------------|-----------------|-----------|------------|------------|---------|
| 105.660 | -72.22 | -21.26 | -25.0 | -47.22 | 363.00 | Horizontal | Horizontal | Pass |
| 1389.700 | -54.98 | -2.38 | -25.0 | -29.98 | 35.00 | Horizontal | Horizontal | Pass |
| 2561.600 | -31.36 | 1.41 | -25.0 | -6.36 | 322.00 | Horizontal | Horizontal | N/A |
| 2627.800 | -35.86 | 2.02 | -25.0 | -10.86 | 96.00 | Horizontal | Horizontal | N/A |
| 6688.400 | -42.16 | 11.91 | -25.0 | -17.16 | 100.00 | Horizontal | Horizontal | Pass |
| 13433.550 | -46.27 | 11.20 | -25.0 | -21.27 | 0.00 | Horizontal | Horizontal | Pass |

RSE-H&V LTE Band 38 BW15 CH38000



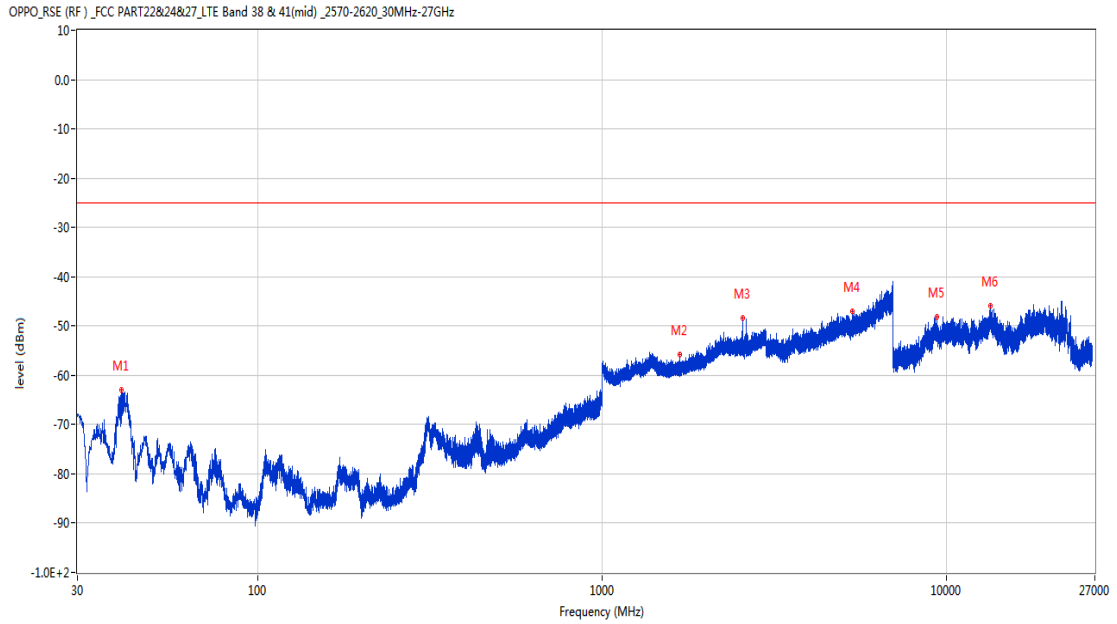
| Frequency (MHz) | Result (dBm) | Factor (dB) | PK Limit (dBm) | Over Limit (dB) | Table (o) | ANT | EUT | Verdict |
|-----------------|--------------|-------------|----------------|-----------------|-----------|------------|----------|---------|
| 323.182 | -71.69 | -10.71 | -25.0 | -46.69 | 40.00 | Horizontal | Vertical | Pass |
| 2561.600 | -31.90 | 1.41 | -25.0 | -6.90 | 174.00 | Horizontal | Vertical | N/A |
| 2625.500 | -38.34 | 2.00 | -25.0 | -13.34 | 151.00 | Horizontal | Vertical | N/A |
| 5525.600 | -46.62 | 7.58 | -25.0 | -21.62 | 360.00 | Horizontal | Vertical | Pass |
| 7765.613 | -48.16 | 2.91 | -25.0 | -23.16 | 284.00 | Horizontal | Vertical | Pass |
| 13406.513 | -46.21 | 10.78 | -25.0 | -21.21 | 27.00 | Horizontal | Vertical | Pass |

RSE-V&V LTE Band 38 BW15 CH38000



| Frequency (MHz) | Result (dBm) | Factor (dB) | PK Limit (dBm) | Over Limit (dB) | Table (o) | ANT | EUT | Verdict |
|-----------------|--------------|-------------|----------------|-----------------|-----------|----------|----------|---------|
| 41.883 | -63.14 | -17.14 | -25.0 | -38.14 | 65.00 | Vertical | Vertical | Pass |
| 2561.500 | -36.61 | 1.41 | -25.0 | -11.61 | 99.00 | Vertical | Vertical | N/A |
| 2627.200 | -39.35 | 2.01 | -25.0 | -14.35 | 24.00 | Vertical | Vertical | N/A |
| 5063.200 | -46.45 | 7.29 | -25.0 | -21.45 | 310.00 | Vertical | Vertical | Pass |
| 7765.613 | -46.71 | 2.91 | -25.0 | -21.71 | 177.00 | Vertical | Vertical | Pass |
| 13444.838 | -46.43 | 11.40 | -25.0 | -21.43 | 61.00 | Vertical | Vertical | Pass |

RSE-V&H LTE Band 38 BW15 CH38000

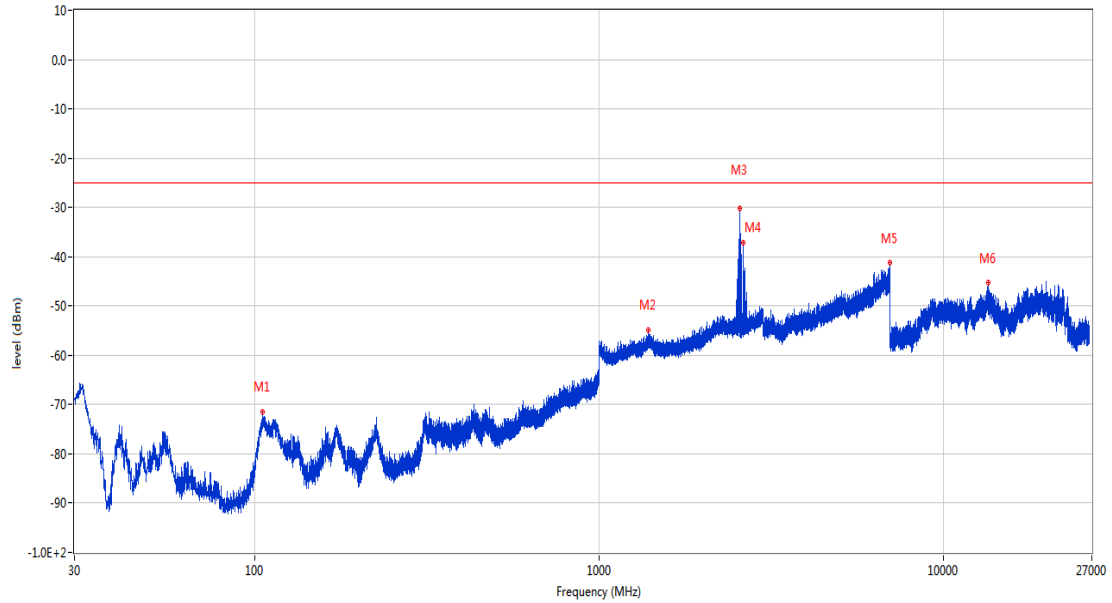


| Frequency (MHz) | Result (dBm) | Factor (dB) | PK Limit (dBm) | Over Limit (dB) | Table (o) | ANT | EUT | Verdict |
|-----------------|--------------|-------------|----------------|-----------------|-----------|----------|------------|---------|
| 40.282 | -62.98 | -18.20 | -25.0 | -37.98 | 62.00 | Vertical | Horizontal | Pass |
| 1680.400 | -55.81 | -3.87 | -25.0 | -30.81 | -1.00 | Vertical | Horizontal | Pass |
| 2561.400 | -48.46 | 1.41 | -25.0 | -23.46 | -1.00 | Vertical | Horizontal | N/A |
| 5350.200 | -47.03 | 6.57 | -25.0 | -22.03 | 274.00 | Vertical | Horizontal | Pass |
| 9373.312 | -48.05 | 9.08 | -25.0 | -23.05 | 259.00 | Vertical | Horizontal | Pass |
| 13451.662 | -45.96 | 11.50 | -25.0 | -20.96 | 301.00 | Vertical | Horizontal | Pass |

12.4 LTE Band 38 BW20, Middle Channel

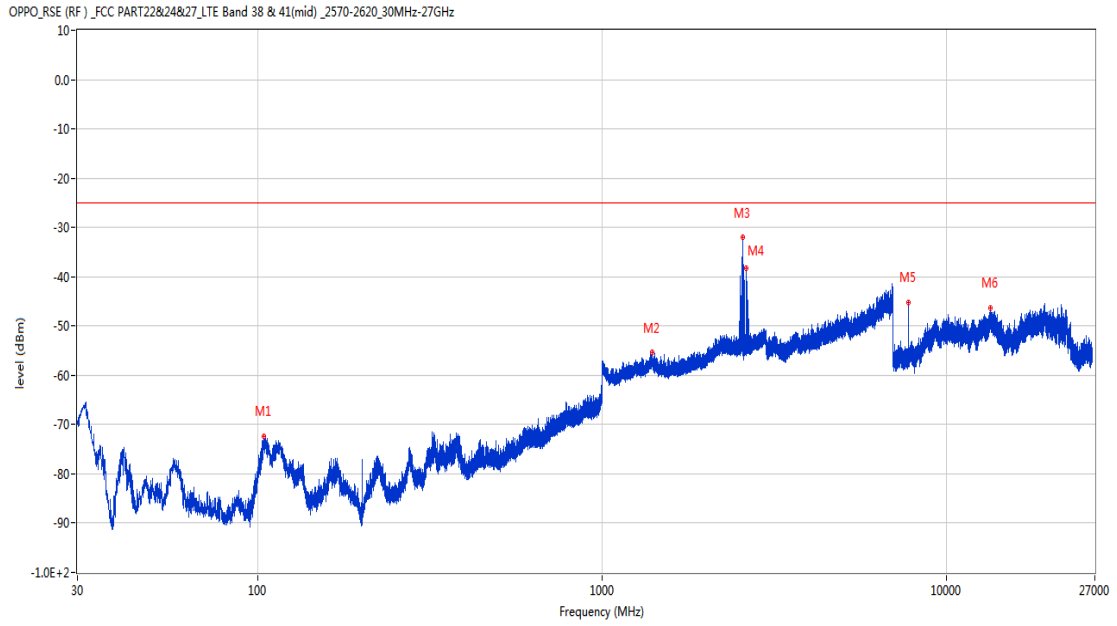
RSE-H&H LTE Band 38 BW20 CH38000

OPPO_RSE (RF) _FCC PART22&24&27_LTE Band 38 & 41(mid) _2570-2620_30MHz-27GHz



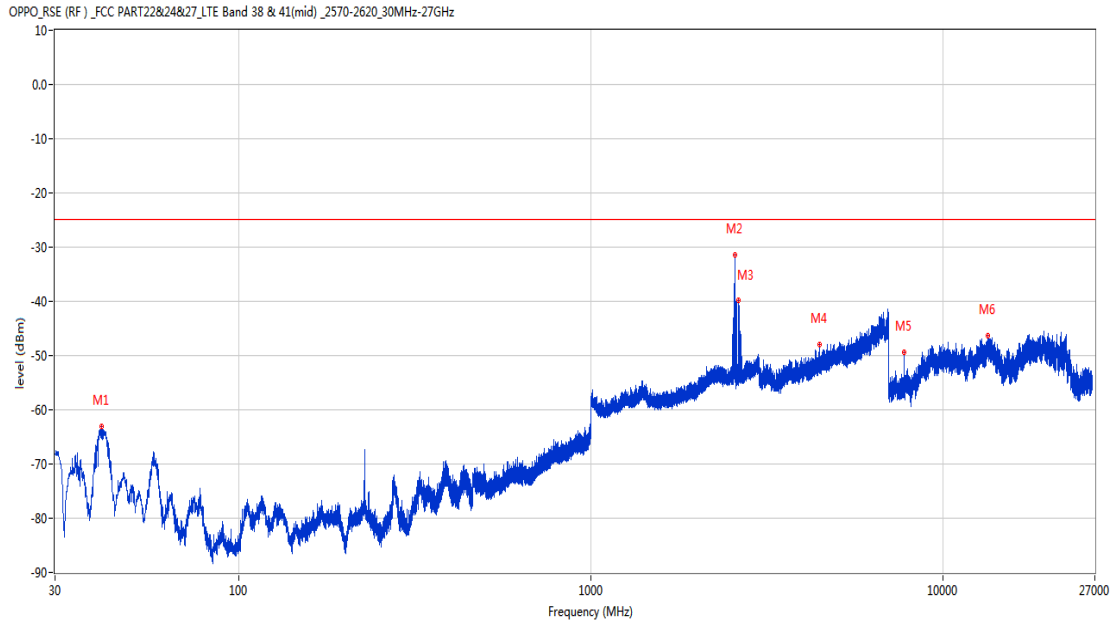
| Frequency (MHz) | Result (dBm) | Factor (dB) | PK Limit (dBm) | Over Limit (dB) | Table (o) | ANT | EUT | Verdict |
|-----------------|--------------|-------------|----------------|-----------------|-----------|------------|------------|---------|
| 105.466 | -71.41 | -21.26 | -25.0 | -46.41 | 363.00 | Horizontal | Horizontal | Pass |
| 1388.300 | -54.87 | -2.42 | -25.0 | -29.87 | 191.00 | Horizontal | Horizontal | Pass |
| 2558.200 | -30.08 | 1.34 | -25.0 | -5.08 | 138.00 | Horizontal | Horizontal | N/A |
| 2626.900 | -37.08 | 2.01 | -25.0 | -12.08 | 138.00 | Horizontal | Horizontal | N/A |
| 6993.800 | -41.20 | 13.64 | -25.0 | -16.20 | 85.00 | Horizontal | Horizontal | Pass |
| 13473.188 | -45.33 | 11.21 | -25.0 | -20.33 | 172.00 | Horizontal | Horizontal | Pass |

RSE-H&V LTE Band 38 BW20 CH38000



| Frequency (MHz) | Result (dBm) | Factor (dB) | PK Limit (dBm) | Over Limit (dB) | Table (o) | ANT | EUT | Verdict |
|-----------------|--------------|-------------|----------------|-----------------|-----------|------------|----------|---------|
| 104.254 | -72.39 | -21.25 | -25.0 | -47.39 | 363.00 | Horizontal | Vertical | Pass |
| 1402.800 | -55.33 | -2.09 | -25.0 | -30.33 | 20.00 | Horizontal | Vertical | Pass |
| 2558.500 | -32.04 | 1.36 | -25.0 | -7.04 | 317.00 | Horizontal | Vertical | N/A |
| 2629.100 | -38.16 | 2.03 | -25.0 | -13.16 | 134.00 | Horizontal | Vertical | N/A |
| 7758.712 | -45.24 | 2.83 | -25.0 | -20.24 | 10.00 | Horizontal | Vertical | Pass |
| 13456.912 | -46.24 | 11.47 | -25.0 | -21.24 | 23.00 | Horizontal | Vertical | Pass |

RSE-V&V LTE Band 38 BW20 CH38000



| Frequency (MHz) | Result (dBm) | Factor (dB) | PK Limit (dBm) | Over Limit (dB) | Table (o) | ANT | EUT | Verdict |
|-----------------|--------------|-------------|----------------|-----------------|-----------|----------|----------|---------|
| 40.767 | -63.07 | -17.83 | -25.0 | -38.07 | 115.00 | Vertical | Vertical | Pass |
| 2562.800 | -31.36 | 1.42 | -25.0 | -6.36 | 59.00 | Vertical | Vertical | N/A |
| 2630.600 | -39.72 | 2.04 | -25.0 | -14.72 | 78.00 | Vertical | Vertical | N/A |
| 4471.000 | -48.04 | 6.74 | -25.0 | -23.04 | 300.00 | Vertical | Vertical | Pass |
| 7758.712 | -49.35 | 2.83 | -25.0 | -24.35 | 189.00 | Vertical | Vertical | Pass |
| 13425.937 | -46.40 | 11.07 | -25.0 | -21.40 | 334.00 | Vertical | Vertical | Pass |