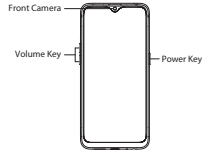


## Greetings from realme mobile

This guide will show you how to use the phone and its important functions. You may also visit realme official website to get more information about the phone.



### Warning

- Do not place the phone or battery near or inside heating equipment, cooking equipments, high pressure vessels (such as microwave ovens, induction cooker, electric oven, heater, pressure cooker, water heater, gas stove, etc.) to prevent the battery overheating which may lead to an explosion.
- The original charger, data cable and battery shall be used. Unapproved chargers, data cables, or batteries that are not certified by the manufacturer may result in electric shock, fire, explosion, or other hazards.
- Back cover can't be removed.

- When charging, please place the device in an environment that has a normal room temperature and good ventilation. It is recommended to charge the device in an environment with temperature ranging from 5°C-35°C.

### How to reboot the phone

Press and hold the Power Button and Volume Up Button at the same time until the realme boot animation is displayed to reboot the phone.

### How to Transfer Old Mobile Content to a New Mobile

You can use realme Clone Phone to easily transfer photos, videos, music, contacts, messages, apps, etc from your old phone to the new one.

- If you have an old Android phone, first scan the QR code below, then download and install Clone Phone, next open Clone Phone on both the new and old phones, and follow the on-screen instructions to complete the operation.



<https://i.clonephone.coloros.com/download>

- If you have an old iPhone, open Clone Phone on the new phone directly, and follow on-screen instructions to sign in to iCloud account and sync the files.

### Standard accessories

You are provided with the following standard accessories:

- 1 Phone, 1 Charger, 1 USB data cable, 1 Safety Guide, 1 Quick Guide, 1 SIM Ejector Tool, 1 Protective Case.

English

## Specification

Product	RMX1971	
Main screen parameter	16.0cm(6.3")	
Dimension	157.0x74.2x8.9(mm)	
Battery	3950mAh/15.20Wh(Min) 4035mAh/15.53Wh(Typ)	
Camera	48Megapixels+8Megapixels+2Megapixels +2Megapixels Rear 16Megapixels Front	
Operating temperature	0°C-35°C	
SAR Values	CE SAR	<2.0W/kg(Head) <2.0W/kg(Body)
	India SAR	xxxW/kg(Head) xxxW/kg(Body)

Radio Waves Specifications			
Radio	Frequency (V1.0)	Frequency (V2.0)	Max. Output Power
GSM	850MHz		32.5±1dBm
	900MHz		32.5±1dBm
	1800MHz		30±1dBm
	1900MHz		29.5±1dBm
WCDMA	Bands 1		23±1dBm
	Bands 5/8		23.3±1dBm
LTE FDD	Bands 1/3		23±1dBm
	Bands 5/8	Bands 5/8/20/28	23.3±1dBm
	/	Band 7	22.5±1dBm
		Bands 38/40/41	23±1dBm
Bluetooth	2.4-2.4835GHz		9±2dBm(EIRP)
2.4G Wi-Fi	2.4-2.4835GHz		15±2dBm(EIRP)
5G Wi-Fi	5.15-5.35GHz ; 5.47-5.725GHz		14±2dBm(EIRP)
	5.725-5.85GHz		12±2dBm(EIRP)

عند الشحن، يرجى وضع الجهاز في بيئة ذات درجة حرارة عادية وتبوية جيدة. يرجى شحن الجهاز في بيئة ذات درجة حرارة تتراوح بين 5 درجة مئوية و35 درجة مئوية.

### كيفية إعادة تشغيل الهاتف:

اضغط مع الاستمرار على زر التشغيل وزر رفع الصوت في الوقت نفسه حتى يتم عرض الرسم المتحرك لتشغيل هاتف realme لإعادة تشغيل الهاتف.

### كيف يمكنني نقل ما تم تخزينه على هاتفي القديم إلى هاتف جديد؟

يمكنك استخدام "استنساخ الهاتف" من realme لنقل الصور ومقاطع الفيديو ومقاطع الموسيقى و جهات الاتصال والرسائل والرسائل والتطبيقات وما إلى ذلك بسهولة من هاتفك القديم إلى الهاتف الجديد .

١ إذا كان لديك هاتف Android، فيم قدم أولاً بـرمز الاستجابة السريعة أثناء ، ثم قم بتنزيل و تثبيت التطبيق و بعد ذلك افتح " استنساخ الهاتف " على كل من الهاتفين الجديد والقديم و اتبع التعليمات الظاهرة على الشاشة لإكمال العملية.



<https://i.clonephone.coloros.com/download>

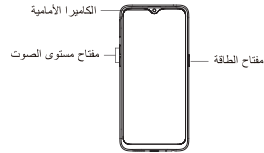
٢ إذا كان لديك هاتف iPhone، فيم افتح "استنساخ الهاتف" على الهاتف الجديد و اتبع التعليمات الظاهرة على الشاشة لتسجيل الدخول في حساب iCloud و مزامنة الملفات.

### الملحقات القياسية

سيتم تزويدك بالملحقات القياسية التالية: ١ هاتف، ١ شاحن، ١ أداة لإدخال وإخراج بطاقة SIM ١ كابل بيانات USB، ١ دليل أمن، ١ دليل سريع، ١ غطاء حماية

## خالص التحيات من الهاتف المحمول realme

يسطر لك هذا الدليل كيفية استخدام الهاتف ووظائفه الهامة. يمكنك أيضًا زيارة موقع الويب الرسمي للهاتف realme للحصول على مزيد من المعلومات حول الهاتف.



### تحذير:

لا تضع الهاتف أو البطارية بالقرب من أجهزة التسخين أو الطبخ أو الأواني ذات الضغط العالي أو بداخلها (على سبيل المثال أفران الميكروويف والموقد الذي يعمل بالغاز والفورن الكهربائي والسخان والموقد الذي يعمل بالضغط وسخان المياه وموقد الغاز، وما إلى ذلك) وذلك لمنع سخونة البطارية بدرجة مفرطة مما قد يتسبب في حدوث انفجار.

يُنصح باستخدام الشاحن والبطارية و كابل البيانات الأصليين. فقد تتسبب الشواحن أو كوابل البيانات أو البطاريات غير المعتمدة من الشركة المصنعة في حدوث صدمة كهربائية أو حريق أو انفجار أو مخاطر أخرى.

الغطاء الخلفي لا يمكن نزع.

Arabic

## المواصفات الفنية

طراز المنتج	RMX1971	
خصائص شاشة العرض الرئيسية	6.3 بوصة	
الأبعاد	157.0x74.2x8.9(مليمتر)	
البطارية	3680mAh/14.16Wh(Min) 3765mAh/14.49Wh(Typ)	
الكاميرا	48ميجابكسل + 8ميجابكسل خلفية 2ميجابكسل + 2ميجابكسل خلفية 16ميجابكسل أمامية	
درجة حرارة التشغيل	0°C-35°C	
قيم SAR	CE SAR	(رأس) (جسم) <2.0W/kg <2.0W/kg
	India SAR	xxxx/kg(Head) xxxx/kg(Body)

مواصفات الموجات اللاسلكية			
لاسلكي	التردد (V1.0)	التردد (V2.0)	أقصى طاقة إخراج
GSM	850MHz		32.5±1dBm
	900MHz		32.5±1dBm
	1800MHz		30±1dBm
	1900MHz		29.5±1dBm
WCDMA	Bands 1		23±1dBm
	Bands 5/8		23.3±1dBm
LTE FDD	Bands 1/3		23±1dBm
	Bands 5/8	Bands 5/8/20/28	23.3±1dBm
	/	Band 7	22.5±1dBm
		Bands 38/40/41	23±1dBm
Bluetooth	2.4-2.4835GHz		9±2dBm(EIRP)
2.4G Wi-Fi	2.4-2.4835GHz		15±2dBm(EIRP)
5G Wi-Fi	5.15-5.35GHz ; 5.47-5.725GHz		14±2dBm(EIRP)
	5.725-5.85GHz		12±2dBm(EIRP)

realme

Quick Guide RMX1971

realme



XXXXXXX



**Important Information Guide**

realme

## ■ **Statement**

'The Important Information Guide and Warranty Card' contains information regarding safety, operation and customer service. Before using the realme smartphone, please read all the instructions and the security information below, and keep it for backup. More detailed instructions are kept in this product as an electronic file. Please read the built-in instructions on the realme smartphone. For the latest information, please visit <http://www.realme.com>.

## ■ **Security information**

This mobile phone is suitable for working in an environment of 0°C to 35°C. Temperature for storage should be between -20°C and 45°C. Excessively high or low temperatures can affect the use of mobile phones and even damage the mobile phone and battery. When using this mobile phone, please avoid places near telephone, television, radio, and office automation machines. Please charge this mobile phone in an environment between 5°C and 35°C, so as not to reduce battery performance and standby time. If the phone has a flash charging function, it may not be able to enter the flash charging mode when the temperature is below 15°C or over 35°C.

The operating system of this product supports official system updates. If the user rooted the ROM system of any third party or modified the system file by cracking, it may lead to security risks of the system. realme will not provide any support nor take any responsibility for the final use in these cases.


## ■ **Battery precautions in use**

- ▶ Please do not weld battery terminals. Otherwise, it may cause battery leakage, overheat, explosion and fire.
- ▶ Please do not press or pierce the battery with hard objects (for example needle or other sharp objects), to avoid damage, battery leak, overheating or fire.
- ▶ Battery liquid may be harmful if contacted with skin or clothes, your skin might be hurt. Please immediately wash it with water, or go to hospital at once to seek medical help if necessary.
- ▶ If there are any abnormalities like high temperature, discoloration, distortion, bulging, leakage, etc. during operation, charging or preservation, please cease to use the device.
- ▶ Do not expose the battery liquid to eyes. It might cause potential blindness. When happens, wash your eyes immediately or go to the hospital if serious.
- ▶ Do not disassemble or modify the battery, as it may cause battery leakage, overheating, explosion or fire.
- ▶ Do not place or use the battery near fire, heater or other high temperature places. Otherwise, it may cause battery leakage, overheat, explosion or fire.
- ▶ If there is battery leakage or strange smell, please immediately move it from open flame in order to avoid fire or explosion.
- ▶ Please keep the battery away from moist or wet areas from moisture. Otherwise, it may cause battery overheat, fuming and corrosion.
- ▶ Do not place the battery directly in sunlight, or other high temperature areas. Otherwise, battery leakage and overheating may make battery performance descend and service life affected. Keep the battery in a well-ventilated area.

- ▶ Do not use the battery or connect it with a high-voltage power supply, otherwise it may cause a short circuit or burst.
- ▶ The battery can be charged and discharged hundreds of times at least, but it will eventually wear out.
- ▶ Do not dispose the battery as household waste. Dispose the battery according to local regulations.
- ▶ Caution: Risk of explosion if battery is replaced by an incorrect type. Dispose of used batteries according to the instructions.

 Warning: Please do not charge the battery over 12 hours.

#### **Other matters of attention**

- ▶ Adapter shall be installed near the equipment and shall be easily accessible.
- ▶ If any part of the product is cracked or damaged, discontinue use immediately and contact the realme Service Center.
- ▶  To prevent possible hearing damage, do not listen at high volume levels for long periods.

### ■ **CE certification information (SAR)**

This device was tested for typical body-worn operations with the back of the handset kept 0.5cm away. To maintain compliance with RF exposure requirements, use accessories that maintain a 0.5cm separation distance between the user's body and the back of the handset. The use of belt clips, holsters and similar accessories should not contain metallic components in its assembly. The use of accessories that do not satisfy these requirements may not comply with RF exposure requirements, and should be avoided.

If you are using pacemaker, hearing aid, cochlear implant or other device, please use the phone according to the doctor's advice.

### ■ **EU Declaration of Conformity (DoC)**

Hereby, Realme Chongqing Mobile Telecommunications Corp., Ltd. declares that this wireless device is in compliance with the essential requirements and other relevant provisions of Directive 2014/53/EU.

The full text of the EU declaration of conformity is available at the following internet address: <https://www.realme.com/global/support/eu-declaration>.

Notice:



Observe national and local regulations where the device is used. This device may be restricted for use, depending on the local network.

The operation frequency in 5150-5350MHz of Wi-Fi 5G are restricted to indoor usage only.

Please check Radio Waves Specifications in the Quick Guide to see whether this product supports Wi-Fi 5G or not.

## **Waste Electrical and Electronic Equipment (WEEE)**

This symbol means that according to local laws and regulations your product and/or its battery shall be disposed of separately from household waste. When this product reaches its end of life, user has the choice to give his product to a competent recycling organization. Proper recycling of your product will protect human health and the environment.


-  • realme Mobiles will seek shared responsibility and cooperation from customers in reducing the environmental impact of their products.
-  • realme Mobiles will comply with all the applicable laws related to WEEE management.

## ■ realme mobile Warranty Information

### I: Service Terms

Thank you for using realme mobile phone. We will provide our product with comprehensive warranty services in accordance with applicable national laws and regulations. In case of any conflict between the following policies and the National Policies, or Commissions, the national policies shall prevail.

1. Within 12 months from the purchasing date, in the event that performance failure occurs from normal use, consumer can claim for maintenance. The accessories such as charger and data cable have a 6-month warranty. The battery (including internal battery) has a 6-month warranty.
2. Please be sure to fill in your mobile phone warranty card in a complete, correct and truthful manner, ask the dealer to issue an invoice and keep it in a safe place.
3. Valid purchase invoice: the invoice shall indicate the serial number of the mobile phone, factory serial number (batch number) of the accessories (battery and charger), product model, sales date, Seller's seal, amount and so on.
4. A valid warranty card and invoice are essential for protecting your warranty rights. (Valid warranty card and invoice: the information filled in shall be complete, true and correct without alteration). If you lose the valid invoice and warranty card and are unable to provide us with a photocopy of them, we will provide your mobile phone with a 12-month warranty service beginning from the 90th day after the manufacturing date of your mobile phone.
5. Our warranty does not cover the other accessories for the product (for instance: the user manual, warranty card, etc).

 Note: The above warranty is only valid for the products sold in this country. realme has the power of final review and interpretation for the warranty policy.



## **II: Warranty Instructions and Conditions**

1. Your warranty (please refer to the Warranty Information Card) is only valid under normal use of your device. All man-made damages and any of the following conditions are out of free warranty, but a repair can be still implemented at your own cost:
  - A. The warranty period has expired;
  - B. Damage caused by human factors, including damages caused by usage under improper operating environment and the failure to the user manual;
  - C. The customer disassembles, repairs or modifies the device without the Company's authorization or has it repaired at a repair shop that is not included in the Company's approved repair network
  - D. Damage caused by a force majeure (such as floods, fires, earthquakes and lightning);
  - E. The user is unable to provide the warranty card and valid proof of purchase or the product model and barcode do not match or are altered.
  - F. Natural wear and tear of the product (such as casing, keypad, display screen, antenna and other accessories)
  - G. Faults, damages or defects not caused by the company;
  - H. Barcode and warranty labels are damaged and unrecognizable.
2. Others
  - A. External damages (including wear, tear, and scratches) are not entitled to the warranty service;
  - B. Our warranty does not cover services verbally promised by the dealer which violate principles set forth on the warranty card.  
For products that meet the replacement requirements, you can go to our nearest approved warranty service centre for replacement. Upon replacement, if the device is faulty, we can replace it with a device of the same specification and model; if any accessory is faulty, the faulty accessory will be replaced. Both replacements are free of charge.

- C. Faults caused by the Internet and wireless information service providers (operators) are not covered by the warranty;
- 3. If any of our products is required to be fixed, you may take it to any warranty shop in our national warranty network.
- 4. If the product requires repair since water enters the device or it is seriously damaged by human factors, the customer needs to sign the repair agreement form with the realme Customer Service Centre firstly;
- 5. All components, parts and accessories replaced during the warranty period shall become the property of the Company.

### **III: Considerations for Sending the Device for Repair and Collecting It**

1. When completing the realme mobile phone repair form, the customer must fill in valid information in clear handwriting as required (name, address, phone number and fault symptoms);
2. Before sending your device for repair, please back up all information and data you have saved on the mobile phone (such as phone numbers, text messages and pictures) before you delete them to prevent loss or damage during the testing and inspection process. In any circumstances, realme Customer Service Centre and its staff will not be responsible or obligated to back up or recover your information and data, or accept responsibility for any consequence arising from the loss, damage or leakage of your information and data. Please ensure the legality of the information and data you have saved. To respect your privacy, we will not transmit, backup or examine your information and data (unless they are necessary for us to provide you with services), and we reserve the right to refuse to provide services for illegal content;
3. The Customer shall collect the mobile phone by presenting the realme mobile phone repair form. In case the Customer loses the Customer Copy, the Customer shall go through the loss reporting procedures with his/her personal ID or valid proof of identity before collecting the mobile phone.

## **FCC RF Exposure Information and Statement**

The SAR limit of USA (FCC) is 1.6 W/kg averaged over one gram of tissue. This device has also been tested against this SAR limit. This device was tested for typical body-worn operations with the back of the handset kept 1.5cm from the body. To maintain compliance with FCC RF exposure requirements, use accessories that maintain a 1.5cm separation distance between the user's body and the back of the handset. The use of belt clips, holsters and similar accessories should not contain metallic components in its assembly. The use of accessories that do not satisfy these requirements may not comply with FCC RF exposure requirements, and should be avoided.

This device complies with part 15 of the FCC rules. Operation is subject to the following two conditions:

(1) this device may not cause harmful interference, and (2) this device must accept any interference received, including interference that may cause undesired operation.

NOTE: The manufacturer is not responsible for any radio or TV interference caused by unauthorized modifications to this equipment. Such modifications could void the user's authority to operate the equipment.

NOTE: This equipment has been tested and found to comply with the limits for a Class B digital device, pursuant to part 15 of the FCC Rules. These limits are designed to provide reasonable protection against harmful interference in a residential installation. This equipment generates uses and can radiate radio frequency energy and, if not installed and used in accordance with the instructions, may cause harmful interference to radio communications. However, there is no guarantee that interference will not occur in a particular installation. If this equipment does cause harmful interference to radio or television reception, which can be determined by turning the equipment off and on, the user is encouraged to try to correct the interference by one or more of the following measures:

- Reorient or relocate the receiving antenna.
- Increase the separation between the equipment and receiver.
- Connect the equipment into an outlet on a circuit different from that to which the receiver is connected.
- Consult the dealer or an experienced radio/TV technician for help
- This device and its antenna(s) must not be co-located or operating in conjunction with any other antenna or transmitter.

realme



xxxxxxx

V0.1

