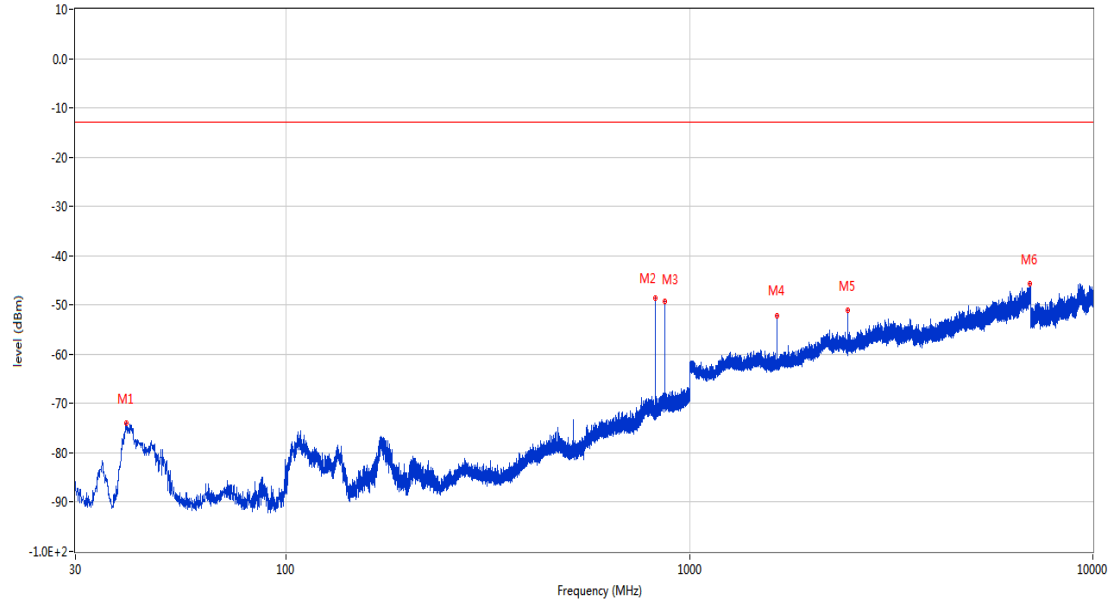


ANT1  
 GSM  
 14 GSM 850  
 14.1 GSM 850 Low Channel

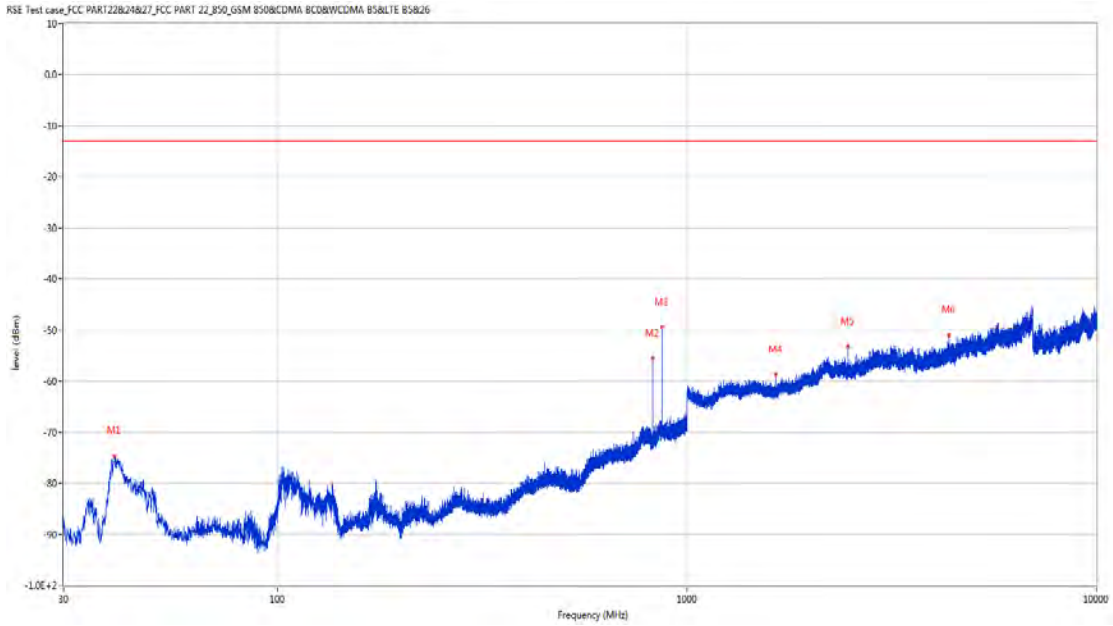
RSE-H&H GSM 850 CH128

RSE Test case\_FCC PART22&24&27\_FCC PART 22\_850\_GSM 850&CDMA BC0&WCDMA B5&LTE B5&26



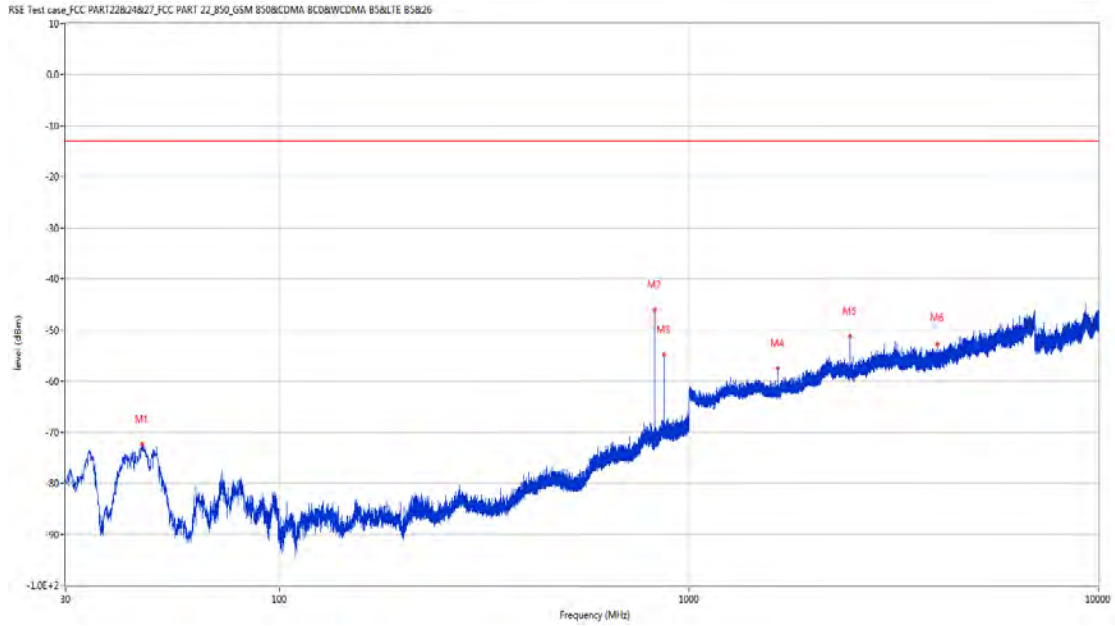
Frequency (MHz)	Result (dBm)	Factor (dB)	PK Limit (dBm)	Over Limit (dB)	Table (o)	ANT	EUT	Verdict
40.039	-73.94	-18.85	-13.0	-60.94	162.00	Horizontal	Horizontal	Pass
824.139	-48.67	0.61	-13.0	-35.67	360.00	Horizontal	Horizontal	N/A
869.196	-49.28	1.76	-13.0	-36.28	187.00	Horizontal	Horizontal	N/A
1648.700	-52.11	-7.43	-13.0	-39.11	41.00	Horizontal	Horizontal	Pass
2472.800	-51.15	-2.78	-13.0	-38.15	17.00	Horizontal	Horizontal	Pass
6980.200	-45.65	9.96	-13.0	-32.65	302.00	Horizontal	Horizontal	Pass

RSE-H&V GSM 850 CH128



Frequency (MHz)	Result (dBm)	Factor (dB)	PK Limit (dBm)	Over Limit (dB)	Table (o)	ANT	EUT	Verdict
39.991	-74.61	-18.88	-13.0	-61.61	90.00	Horizontal	Vertical	Pass
824.139	-55.48	0.61	-13.0	-42.48	66.00	Horizontal	Vertical	N/A
869.196	-49.44	1.76	-13.0	-36.44	198.00	Horizontal	Vertical	N/A
1648.900	-58.61	-7.47	-13.0	-45.61	320.00	Horizontal	Vertical	Pass
2472.600	-53.15	-2.75	-13.0	-40.15	320.00	Horizontal	Vertical	Pass
4367.000	-51.07	4.04	-13.0	-38.07	228.00	Horizontal	Vertical	Pass

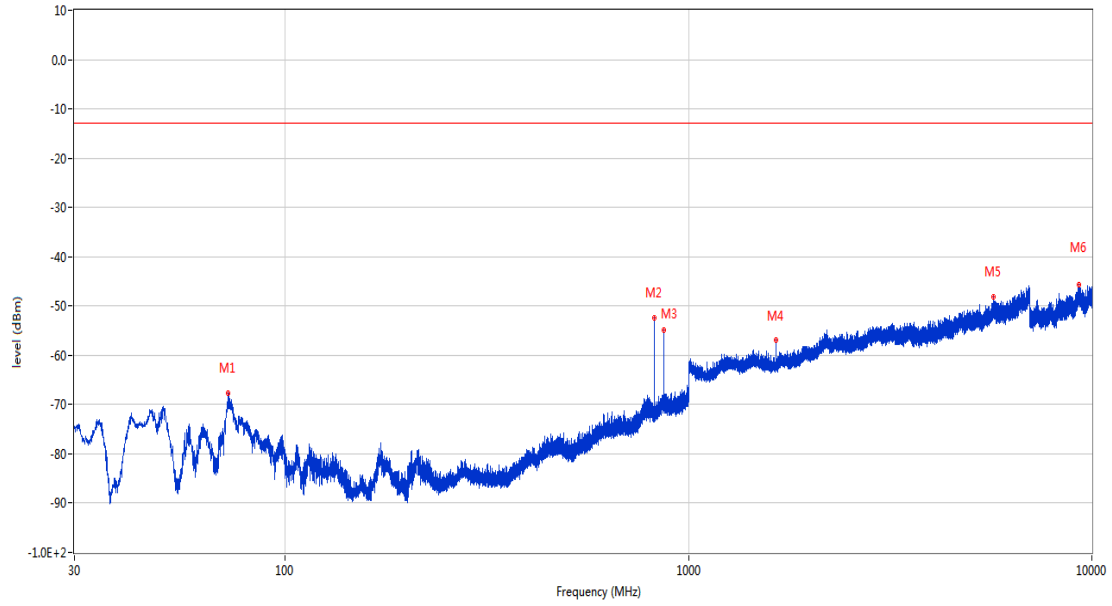
RSE-V&V GSM 850 CH128



Frequency (MHz)	Result (dBm)	Factor (dB)	PK Limit (dBm)	Over Limit (dB)	Table (o)	ANT	EUT	Verdict
46.151	-72.38	-18.13	-13.0	-59.38	96.00	Vertical	Vertical	Pass
824.188	-46.07	0.61	-13.0	-33.07	83.00	Vertical	Vertical	N/A
869.244	-54.92	1.75	-13.0	-41.92	5.00	Vertical	Vertical	N/A
1648.600	-57.48	-7.41	-13.0	-44.48	187.00	Vertical	Vertical	Pass
2473.000	-51.22	-2.81	-13.0	-38.22	291.00	Vertical	Vertical	Pass
4047.200	-52.68	2.33	-13.0	-39.68	69.00	Vertical	Vertical	Pass

RSE-V&H GSM 850 CH128

RSE Test case\_FCC PART2&24&27\_FCC PART 22\_850\_GSM 850&CDMA BC0&WCDMA B5&LTE B5&26

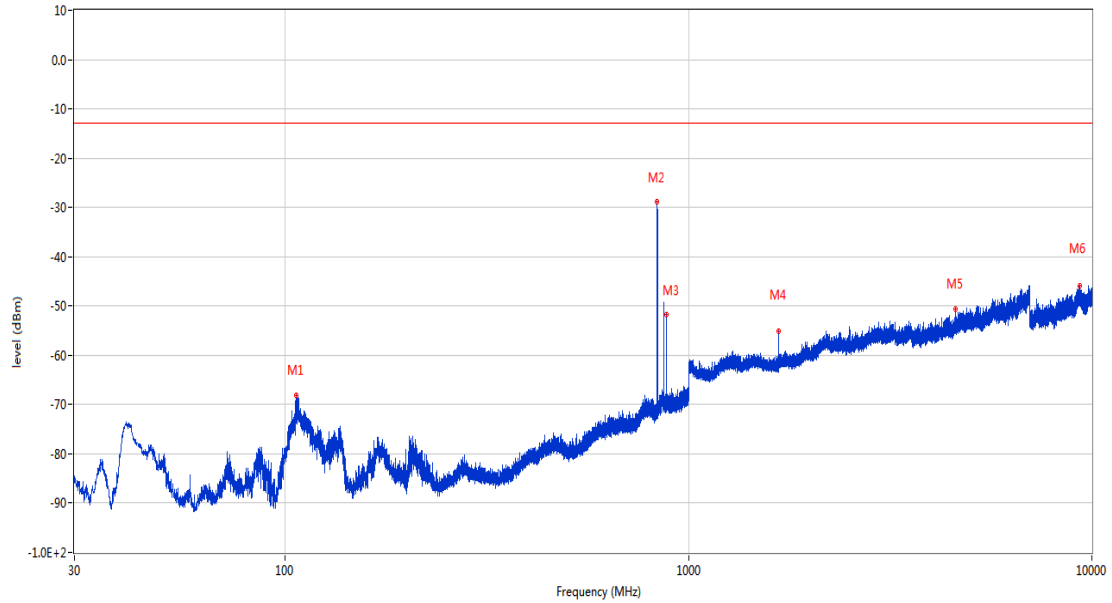


Frequency (MHz)	Result (dBm)	Factor (dB)	PK Limit (dBm)	Over Limit (dB)	Table (o)	ANT	EUT	Verdict
72.001	-67.72	-16.96	-13.0	-54.72	95.00	Vertical	Horizontal	Pass
824.139	-52.39	0.61	-13.0	-39.39	71.00	Vertical	Horizontal	N/A
869.196	-54.85	1.76	-13.0	-41.85	0.00	Vertical	Horizontal	N/A
1648.900	-56.87	-7.47	-13.0	-43.87	69.00	Vertical	Horizontal	Pass
5690.600	-48.18	5.79	-13.0	-35.18	27.00	Vertical	Horizontal	Pass
9284.350	-45.77	11.40	-13.0	-32.77	66.00	Vertical	Horizontal	Pass

## 14.2 GSM 850 Middle Channel

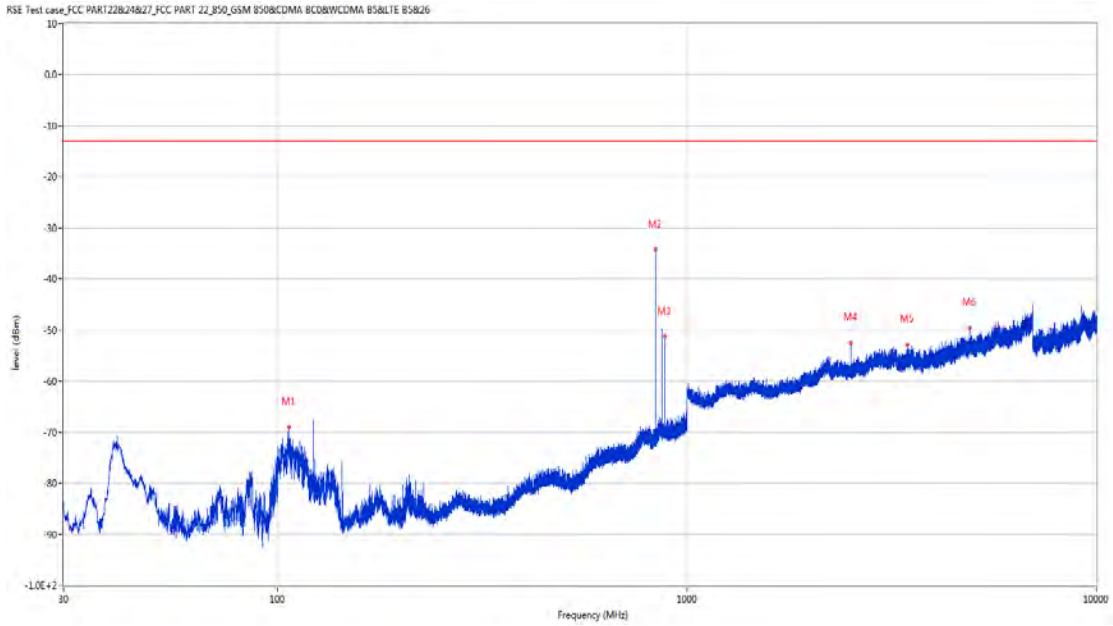
RSE-H&H GSM 850 CH190

RSE Test case\_FCC PART22&24&27\_FCC PART 22\_850\_GSM 850&CDMA BC0&WCDMA B5&LTE B5&26



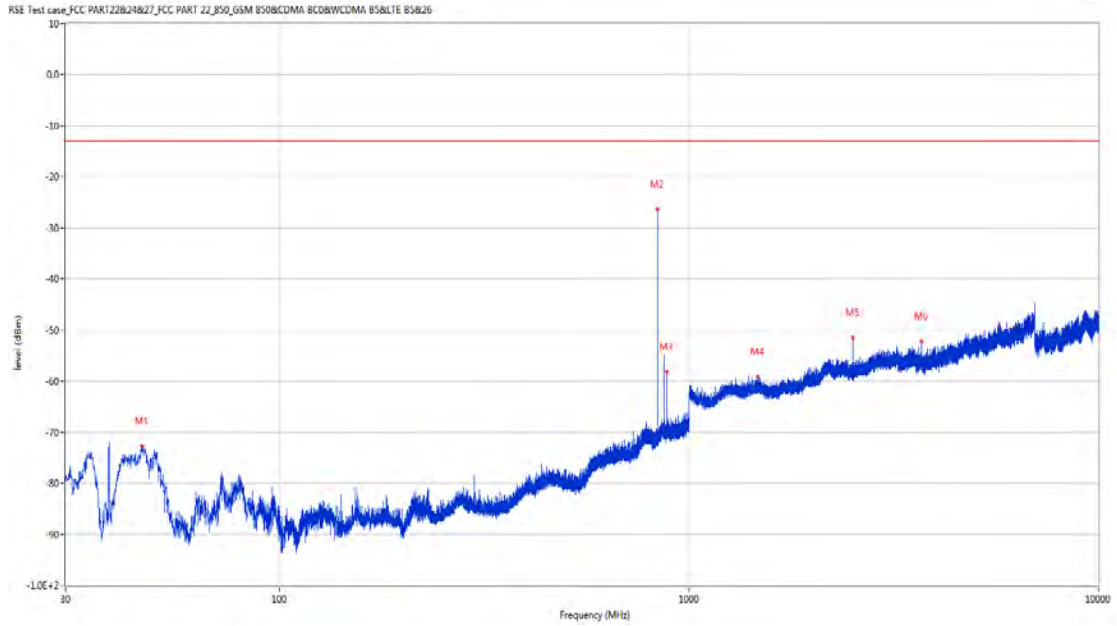
Frequency (MHz)	Result (dBm)	Factor (dB)	PK Limit (dBm)	Over Limit (dB)	Table (o)	ANT	EUT	Verdict
106.581	-68.13	-22.47	-13.0	-55.13	40.00	Horizontal	Horizontal	Pass
836.652	-28.87	0.93	-13.0	-15.87	360.00	Horizontal	Horizontal	N/A
881.563	-51.73	1.71	-13.0	-38.73	199.00	Horizontal	Horizontal	N/A
1673.500	-55.11	-7.04	-13.0	-42.11	25.00	Horizontal	Horizontal	Pass
4583.400	-50.50	3.75	-13.0	-37.50	15.00	Horizontal	Horizontal	Pass
9312.850	-46.00	11.72	-13.0	-33.00	307.00	Horizontal	Horizontal	Pass

RSE-H&V GSM 850 CH190



Frequency (MHz)	Result (dBm)	Factor (dB)	PK Limit (dBm)	Over Limit (dB)	Table (o)	ANT	EUT	Verdict
106.775	-68.99	-22.49	-13.0	-55.99	5.00	Horizontal	Vertical	Pass
836.652	-34.20	0.93	-13.0	-21.20	156.00	Horizontal	Vertical	N/A
881.612	-51.17	1.71	-13.0	-38.17	195.00	Horizontal	Vertical	N/A
2510.000	-52.46	-2.72	-13.0	-39.46	331.00	Horizontal	Vertical	Pass
3452.800	-52.80	1.38	-13.0	-39.80	42.00	Horizontal	Vertical	Pass
4903.400	-49.61	4.57	-13.0	-36.61	262.00	Horizontal	Vertical	Pass

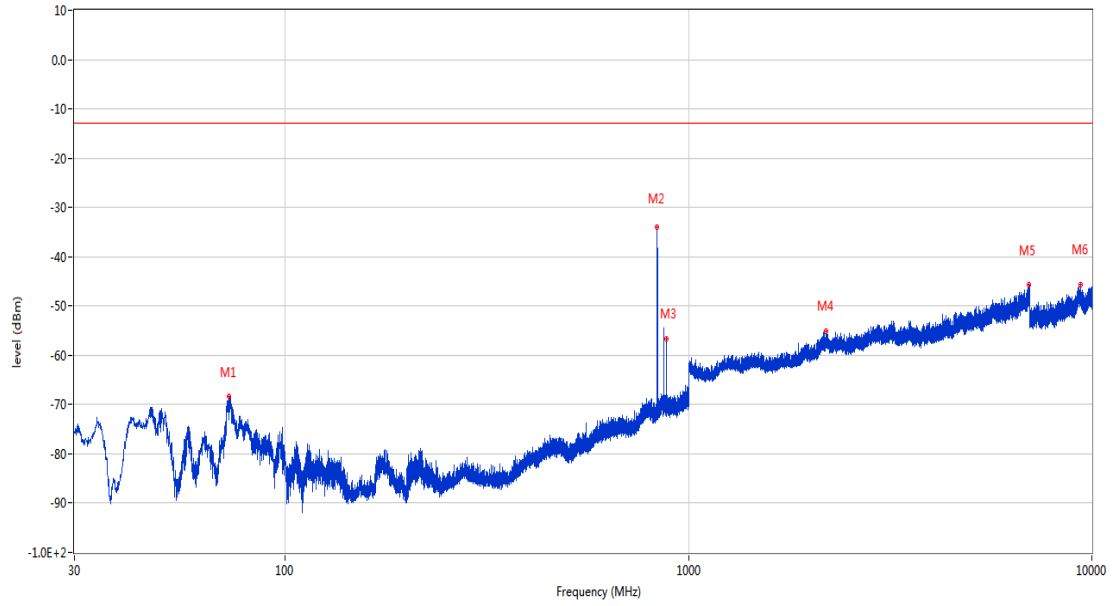
RSE-V&V GSM 850 CH190



Frequency (MHz)	Result (dBm)	Factor (dB)	PK Limit (dBm)	Over Limit (dB)	Table (o)	ANT	EUT	Verdict
46.151	-72.78	-18.13	-13.0	-59.78	79.00	Vertical	Vertical	Pass
836.652	-26.47	0.93	-13.0	-13.47	56.00	Vertical	Vertical	N/A
881.660	-58.14	1.71	-13.0	-45.14	119.00	Vertical	Vertical	N/A
1473.300	-59.09	-6.61	-13.0	-46.09	176.00	Vertical	Vertical	Pass
2510.300	-51.50	-2.73	-13.0	-38.50	176.00	Vertical	Vertical	Pass
3702.000	-52.25	2.14	-13.0	-39.25	295.00	Vertical	Vertical	Pass

RSE-V&H GSM 850 CH190

RSE Test case\_FCC PART2&24&27\_FCC PART 22\_850\_GSM 850&CDMA BC0&WCDMA B5&LTE B5&26



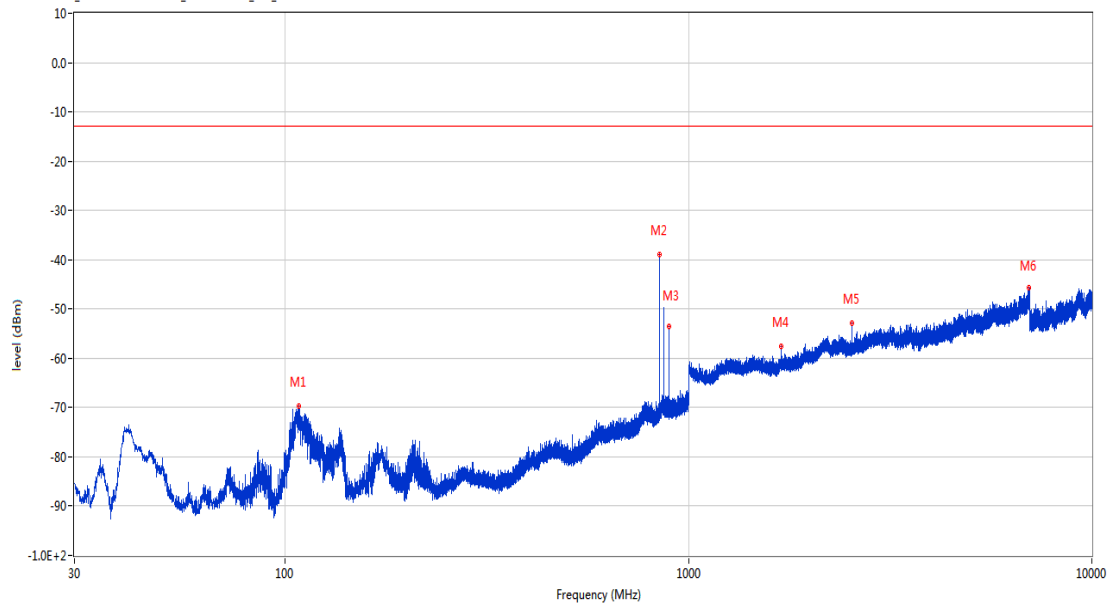
Frequency (MHz)	Result (dBm)	Factor (dB)	PK Limit (dBm)	Over Limit (dB)	Table (o)	ANT	EUT	Verdict
72.632	-68.33	-17.26	-13.0	-55.33	145.00	Vertical	Horizontal	Pass
836.604	-33.94	0.93	-13.0	-20.94	171.00	Vertical	Horizontal	N/A
881.563	-56.73	1.71	-13.0	-43.73	0.00	Vertical	Horizontal	N/A
2187.900	-55.03	-2.71	-13.0	-42.03	333.00	Vertical	Horizontal	Pass
6982.800	-45.68	9.94	-13.0	-32.68	273.00	Vertical	Horizontal	Pass
9361.901	-45.76	11.05	-13.0	-32.76	186.00	Vertical	Horizontal	Pass



### 14.3 GSM 850 High Channel

RSE-H&H GSM 850 CH251

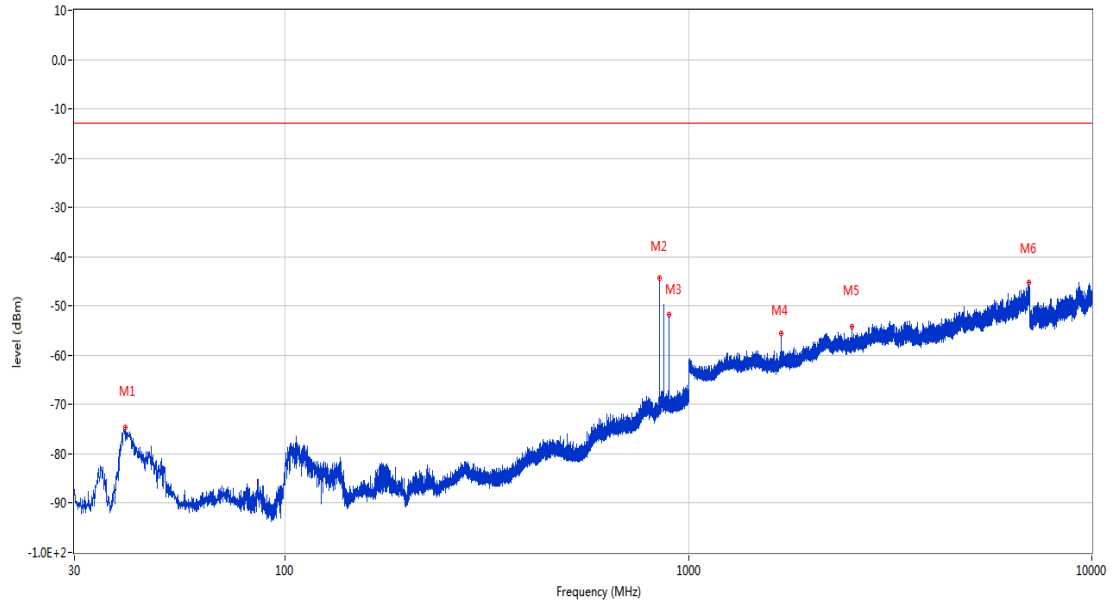
RSE Test case\_FCC PART22&24&27\_FCC PART 22\_850\_GSM 850&CDMA BC0&WCDMA B5&LTE B5&26



Frequency (MHz)	Result (dBm)	Factor (dB)	PK Limit (dBm)	Over Limit (dB)	Table (o)	ANT	EUT	Verdict
107.794	-69.67	-22.60	-13.0	-56.67	22.00	Horizontal	Horizontal	Pass
848.874	-39.04	1.58	-13.0	-26.04	338.00	Horizontal	Horizontal	N/A
893.882	-53.60	1.65	-13.0	-40.60	360.00	Horizontal	Horizontal	N/A
1698.000	-57.58	-6.39	-13.0	-44.58	47.00	Horizontal	Horizontal	Pass
2547.000	-52.88	-2.36	-13.0	-39.88	232.00	Horizontal	Horizontal	Pass
6987.800	-45.70	9.82	-13.0	-32.70	28.00	Horizontal	Horizontal	Pass

RSE-H&V GSM 850 CH251

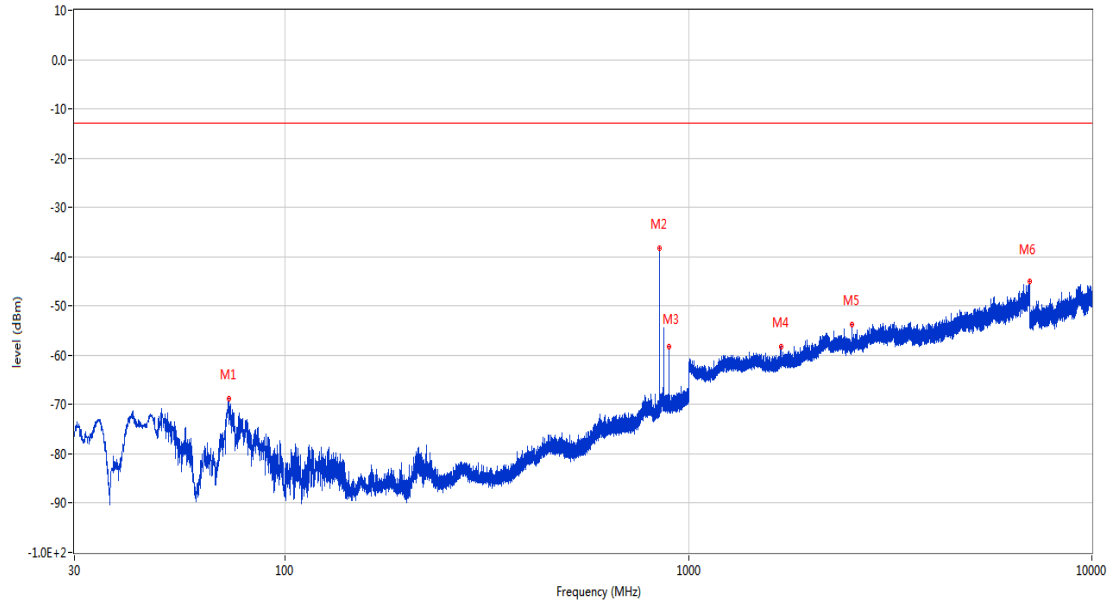
RSE Test case\_FCC PART22&24&27\_FCC PART 22\_850\_GSM 850&CDMA BC0&WCDMA B5&LTE B5&26



Frequency (MHz)	Result (dBm)	Factor (dB)	PK Limit (dBm)	Over Limit (dB)	Table (o)	ANT	EUT	Verdict
40.088	-74.71	-18.81	-13.0	-61.71	106.00	Horizontal	Vertical	Pass
848.777	-44.35	1.58	-13.0	-31.35	156.00	Horizontal	Vertical	N/A
893.882	-51.82	1.65	-13.0	-38.82	181.00	Horizontal	Vertical	N/A
1698.100	-55.58	-6.40	-13.0	-42.58	40.00	Horizontal	Vertical	Pass
2546.700	-54.27	-2.38	-13.0	-41.27	27.00	Horizontal	Vertical	Pass
6994.200	-45.11	9.77	-13.0	-32.11	336.00	Horizontal	Vertical	Pass

RSE-V&V GSM 850 CH251

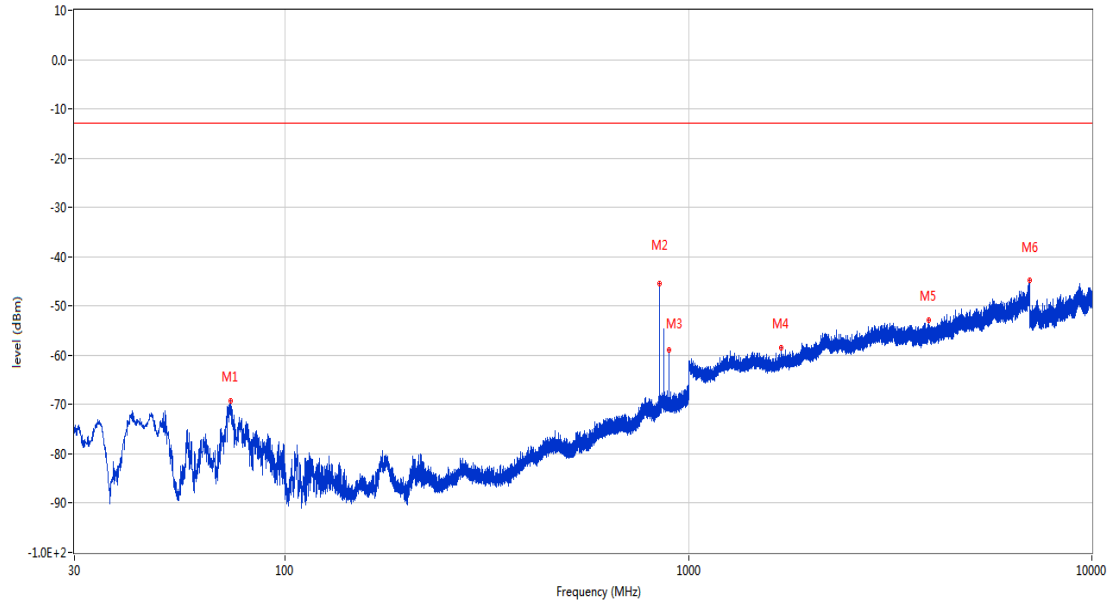
RSE Test case\_FCC PART2&24&27\_FCC PART 22\_850\_GSM 850&CDMA BC0&WCDMA B5&LTE B5&26



Frequency (MHz)	Result (dBm)	Factor (dB)	PK Limit (dBm)	Over Limit (dB)	Table (o)	ANT	EUT	Verdict
72.292	-68.90	-17.10	-13.0	-55.90	142.00	Vertical	Vertical	Pass
848.825	-38.28	1.58	-13.0	-25.28	67.00	Vertical	Vertical	N/A
893.882	-58.15	1.65	-13.0	-45.15	105.00	Vertical	Vertical	N/A
1698.000	-58.22	-6.39	-13.0	-45.22	231.00	Vertical	Vertical	Pass
2547.000	-53.73	-2.36	-13.0	-40.73	181.00	Vertical	Vertical	Pass
7000.000	-45.04	9.74	-13.0	-32.04	81.00	Vertical	Vertical	Pass

RSE-V&H GSM 850 CH251

RSE Test case\_FCC PART22&24&27\_FCC PART 22\_850\_GSM 850&CDMA BC0&WCDMA B5&LTE B5&26

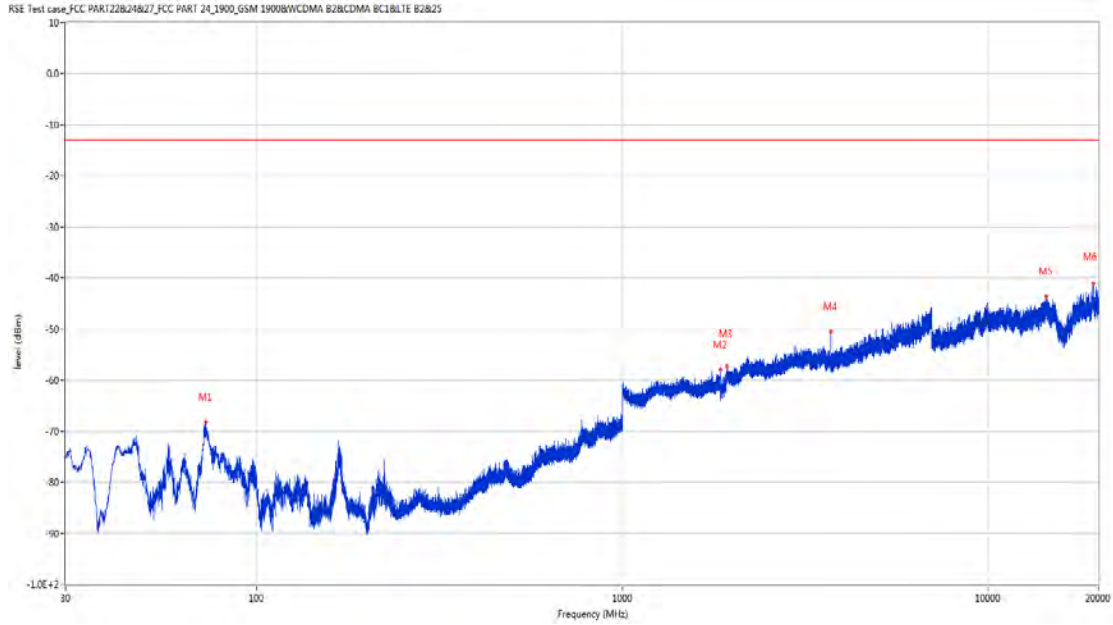


Frequency (MHz)	Result (dBm)	Factor (dB)	PK Limit (dBm)	Over Limit (dB)	Table (o)	ANT	EUT	Verdict
73.068	-69.23	-17.40	-13.0	-56.23	78.00	Vertical	Horizontal	Pass
848.825	-45.35	1.58	-13.0	-32.35	251.00	Vertical	Horizontal	N/A
893.833	-58.95	1.65	-13.0	-45.95	103.00	Vertical	Horizontal	N/A
1698.100	-58.57	-6.40	-13.0	-45.57	265.00	Vertical	Horizontal	Pass
3941.200	-52.88	2.37	-13.0	-39.88	360.00	Vertical	Horizontal	Pass
6999.000	-44.86	9.77	-13.0	-31.86	302.00	Vertical	Horizontal	Pass

15 GSM 1900

15.1 GSM 1900 Low Channel

RSE-H&H GSM 1900 CH512



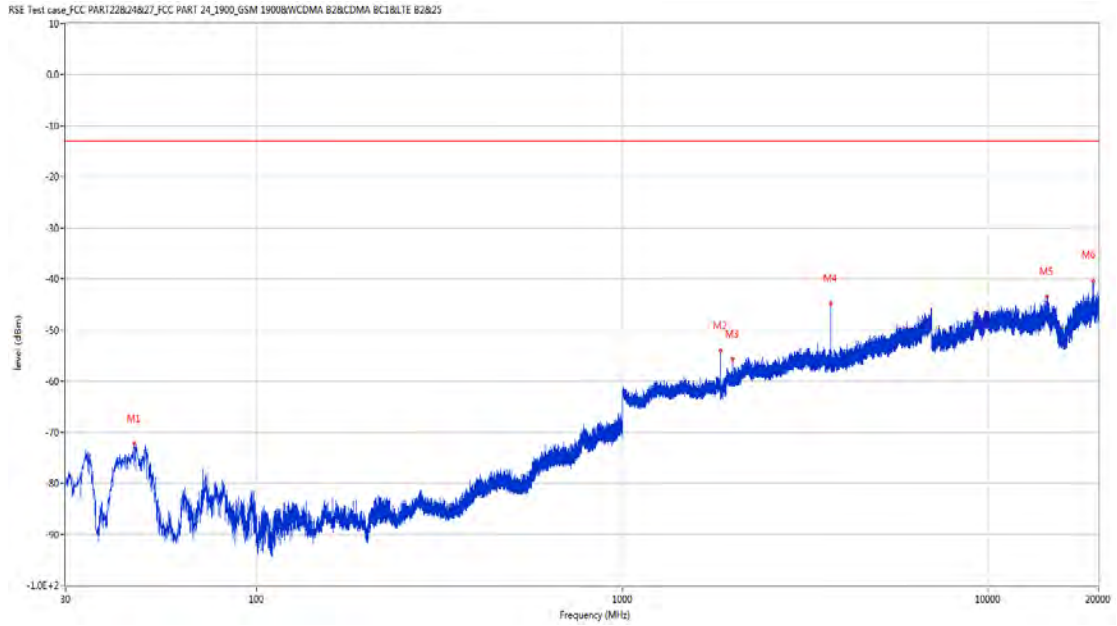
Frequency (MHz)	Result (dBm)	Factor (dB)	PK Limit (dBm)	Over Limit (dB)	Table (o)	ANT	EUT	Verdict
72.438	-68.28	-17.05	-13.0	-55.28	94.00	Horizontal	Horizontal	Pass
1850.500	-57.95	-6.13	-13.0	-44.95	288.00	Horizontal	Horizontal	N/A
1932.900	-57.32	-4.60	-13.0	-44.32	88.00	Horizontal	Horizontal	N/A
3700.800	-50.57	2.13	-13.0	-37.57	272.00	Horizontal	Horizontal	Pass
14424.750	-43.63	12.49	-13.0	-30.63	48.00	Horizontal	Horizontal	Pass
19344.599	-41.06	18.63	-13.0	-28.06	0.00	Horizontal	Horizontal	Pass

RSE-H&V GSM 1900 CH512



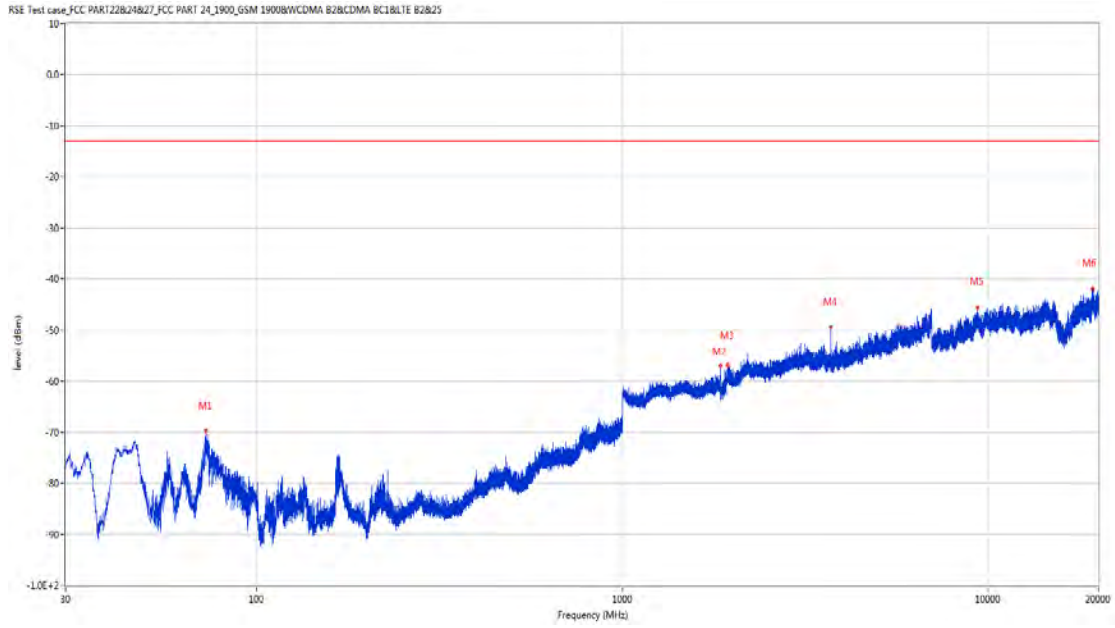
Frequency (MHz)	Result (dBm)	Factor (dB)	PK Limit (dBm)	Over Limit (dB)	Table (o)	ANT	EUT	Verdict
40.864	-74.27	-18.26	-13.0	-61.27	133.00	Horizontal	Vertical	Pass
1850.500	-50.27	-6.13	-13.0	-37.27	11.00	Horizontal	Vertical	N/A
1930.600	-53.03	-4.66	-13.0	-40.03	130.00	Horizontal	Vertical	N/A
3700.600	-48.93	2.13	-13.0	-35.93	18.00	Horizontal	Vertical	Pass
5695.000	-48.18	5.92	-13.0	-35.18	349.00	Horizontal	Vertical	Pass
14322.162	-44.00	12.02	-13.0	-31.00	94.00	Horizontal	Vertical	Pass

RSE-V&V GSM 1900 CH512



Frequency (MHz)	Result (dBm)	Factor (dB)	PK Limit (dBm)	Over Limit (dB)	Table (o)	ANT	EUT	Verdict
46.248	-72.22	-17.99	-13.0	-59.22	153.00	Vertical	Vertical	Pass
1850.600	-54.08	-6.13	-13.0	-41.08	245.00	Vertical	Vertical	N/A
1997.200	-55.69	-5.05	-13.0	-42.69	298.00	Vertical	Vertical	N/A
3700.800	-44.83	2.13	-13.0	-31.83	89.00	Vertical	Vertical	Pass
14438.162	-43.38	12.56	-13.0	-30.38	214.00	Vertical	Vertical	Pass
19348.224	-40.50	18.50	-13.0	-27.50	2.00	Vertical	Vertical	Pass

RSE-V&H GSM 1900 CH512

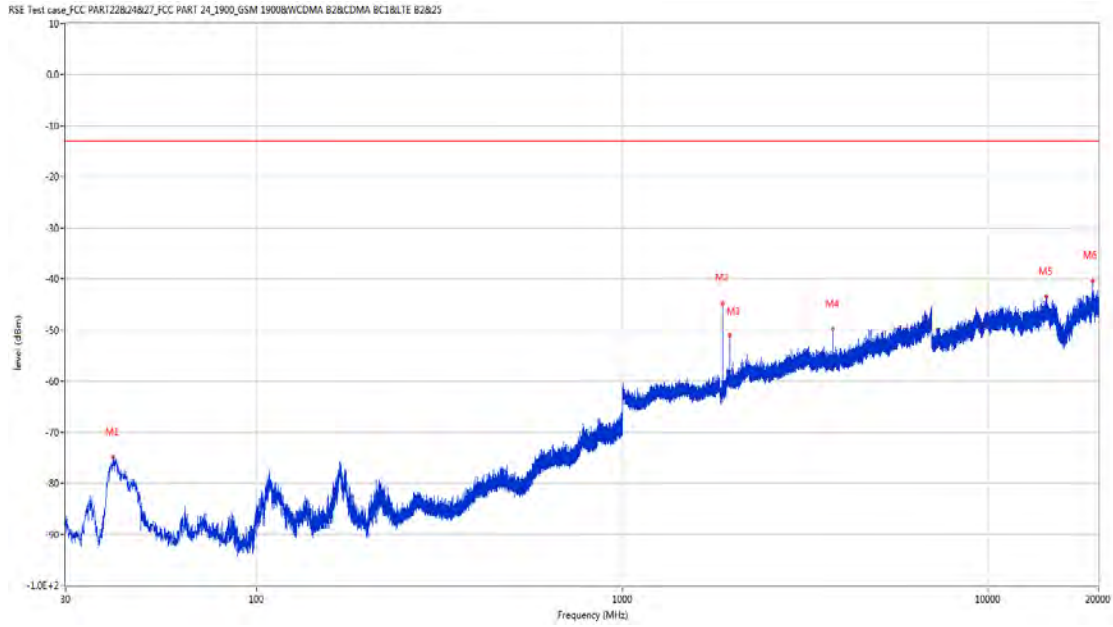


Frequency (MHz)	Result (dBm)	Factor (dB)	PK Limit (dBm)	Over Limit (dB)	Table (o)	ANT	EUT	Verdict
72.583	-69.73	-17.12	-13.0	-56.73	65.00	Vertical	Horizontal	Pass
1850.600	-57.02	-6.13	-13.0	-44.02	310.00	Vertical	Horizontal	N/A
1940.600	-56.79	-4.68	-13.0	-43.79	241.00	Vertical	Horizontal	N/A
3701.000	-49.44	2.13	-13.0	-36.44	339.00	Vertical	Horizontal	Pass
9332.487	-45.55	11.30	-13.0	-32.55	360.00	Vertical	Horizontal	Pass
19317.776	-41.89	18.90	-13.0	-28.89	322.00	Vertical	Horizontal	Pass



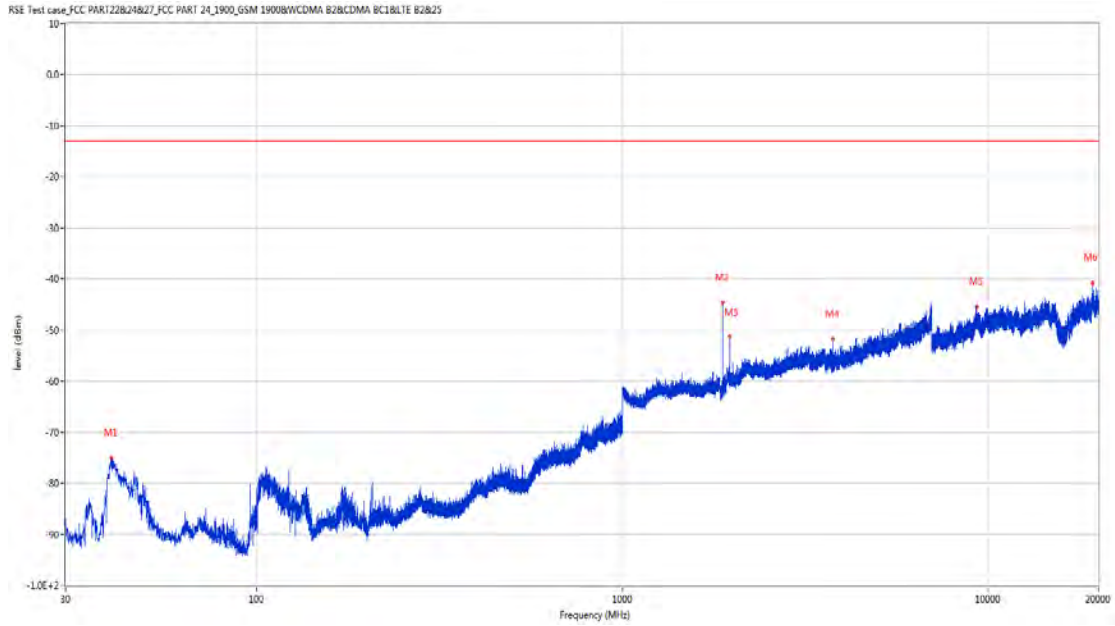
## 15.2 GSM 1900 Middle Channel

RSE-H&H GSM 1900 CH661



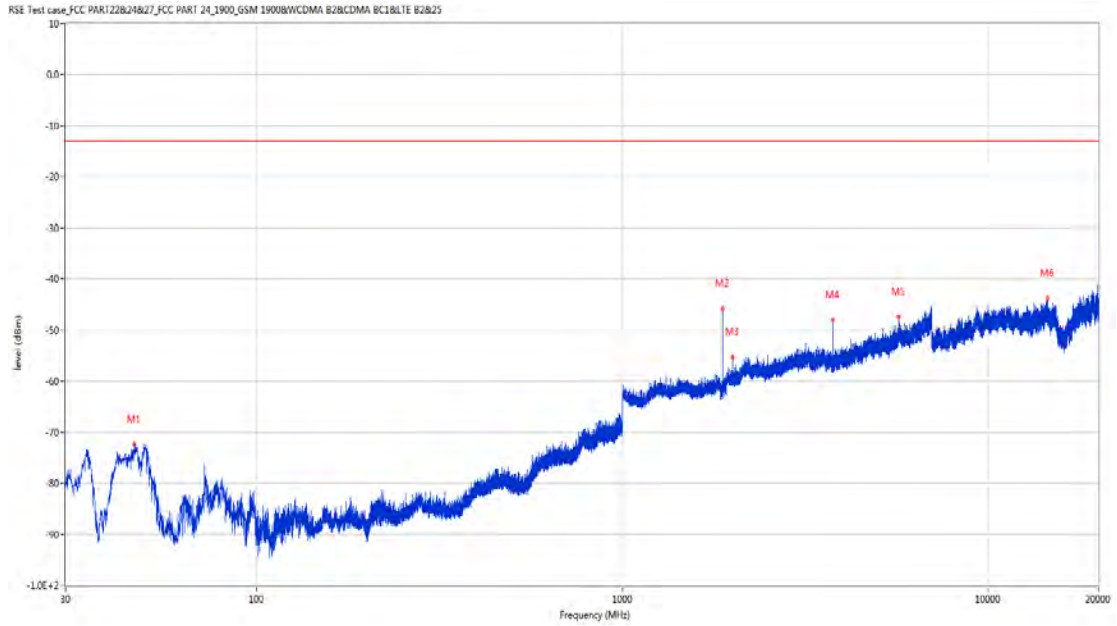
Frequency (MHz)	Result (dBm)	Factor (dB)	PK Limit (dBm)	Over Limit (dB)	Table (o)	ANT	EUT	Verdict
40.476	-74.88	-18.55	-13.0	-61.88	144.00	Horizontal	Horizontal	Pass
1880.400	-44.72	-5.79	-13.0	-31.72	220.00	Horizontal	Horizontal	N/A
1960.300	-51.01	-5.29	-13.0	-38.01	127.00	Horizontal	Horizontal	N/A
3760.600	-49.77	0.80	-13.0	-36.77	184.00	Horizontal	Horizontal	Pass
14407.713	-43.42	12.45	-13.0	-30.42	161.00	Horizontal	Horizontal	Pass
19306.177	-40.48	18.81	-13.0	-27.48	266.00	Horizontal	Horizontal	Pass

RSE-H&V GSM 1900 CH661



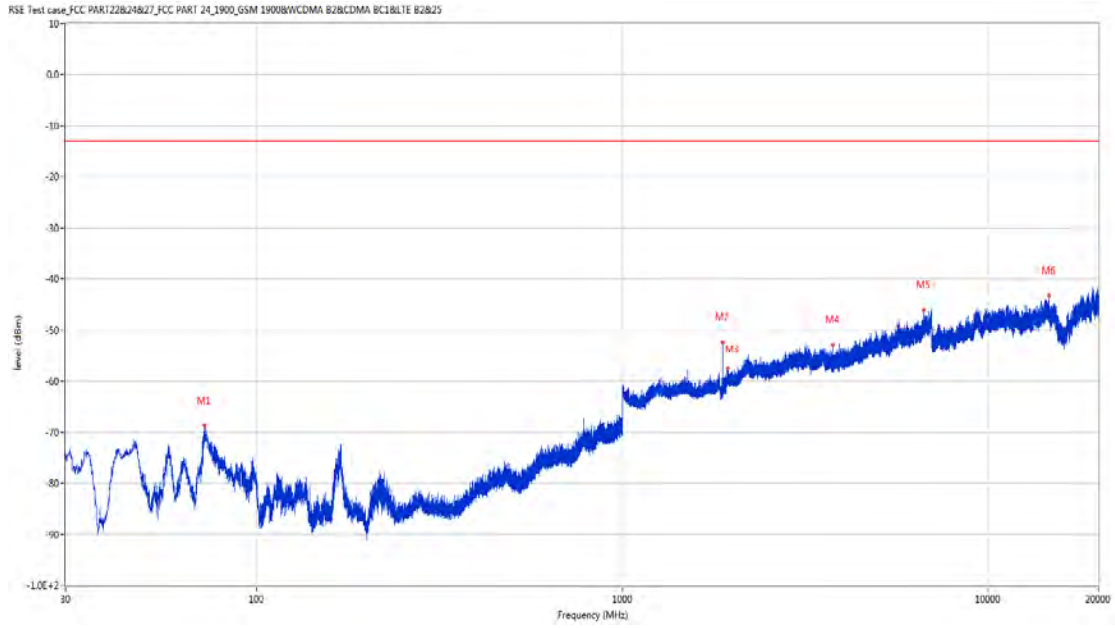
Frequency (MHz)	Result (dBm)	Factor (dB)	PK Limit (dBm)	Over Limit (dB)	Table (o)	ANT	EUT	Verdict
40.039	-74.99	-18.93	-13.0	-61.99	67.00	Horizontal	Vertical	Pass
1880.400	-44.60	-5.79	-13.0	-31.60	5.00	Horizontal	Vertical	N/A
1960.300	-51.21	-5.29	-13.0	-38.21	128.00	Horizontal	Vertical	N/A
3760.800	-51.72	0.80	-13.0	-38.72	0.00	Horizontal	Vertical	Pass
9310.349	-45.42	11.73	-13.0	-32.42	219.00	Horizontal	Vertical	Pass
19311.249	-40.86	18.85	-13.0	-27.86	70.00	Horizontal	Vertical	Pass

RSE-V&V GSM 1900 CH661



Frequency (MHz)	Result (dBm)	Factor (dB)	PK Limit (dBm)	Over Limit (dB)	Table (o)	ANT	EUT	Verdict
46.296	-72.45	-17.95	-13.0	-59.45	237.00	Vertical	Vertical	Pass
1880.400	-45.82	-5.79	-13.0	-32.82	221.00	Vertical	Vertical	N/A
1997.400	-55.29	-5.02	-13.0	-42.29	235.00	Vertical	Vertical	N/A
3760.400	-48.11	0.81	-13.0	-35.11	72.00	Vertical	Vertical	Pass
5687.400	-47.40	5.93	-13.0	-34.40	316.00	Vertical	Vertical	Pass
14495.438	-43.68	11.72	-13.0	-30.68	358.00	Vertical	Vertical	Pass

RSE-V&H GSM 1900 CH661



Frequency (MHz)	Result (dBm)	Factor (dB)	PK Limit (dBm)	Over Limit (dB)	Table (o)	ANT	EUT	Verdict
71.952	-68.79	-16.78	-13.0	-55.79	66.00	Vertical	Horizontal	Pass
1880.400	-52.35	-5.79	-13.0	-39.35	312.00	Vertical	Horizontal	N/A
1938.300	-57.52	-4.33	-13.0	-44.52	38.00	Vertical	Horizontal	Pass
3760.400	-52.84	0.81	-13.0	-39.84	335.00	Vertical	Horizontal	Pass
6673.400	-46.07	7.52	-13.0	-33.07	360.00	Vertical	Horizontal	Pass
14631.012	-43.27	10.85	-13.0	-30.27	111.00	Vertical	Horizontal	Pass

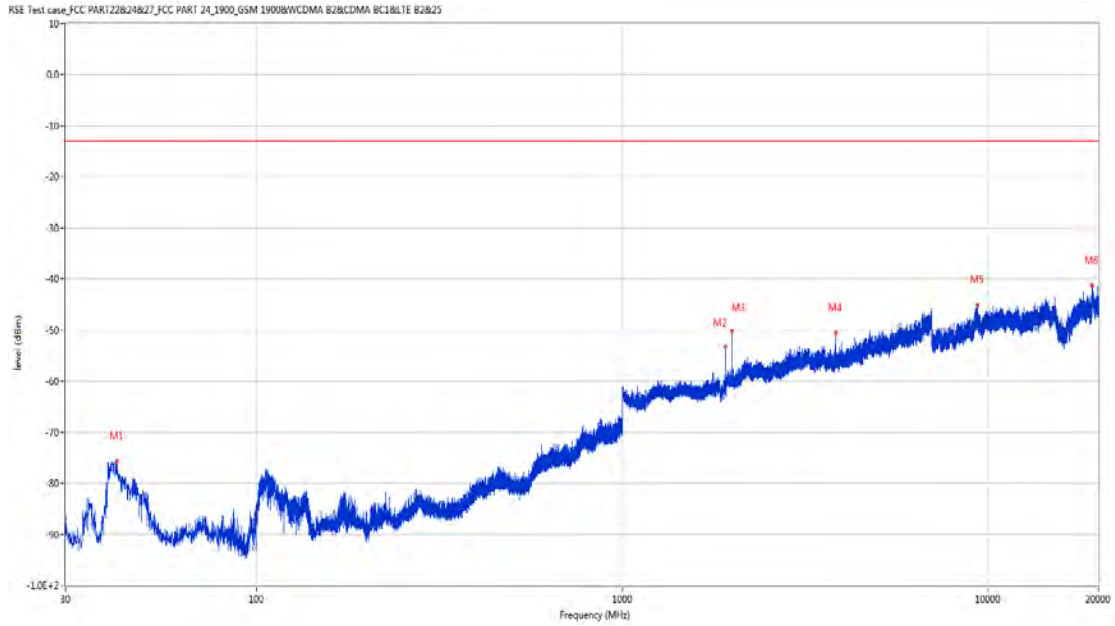
### 15.3 GSM 1900 High Channel

RSE-H&H GSM 1900 CH810



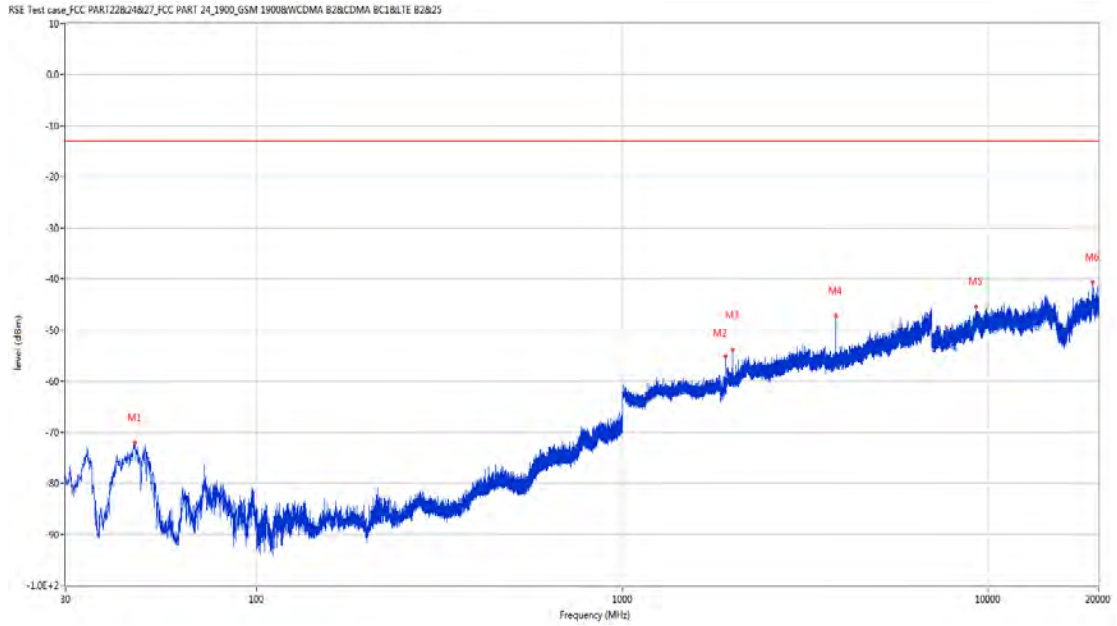
Frequency (MHz)	Result (dBm)	Factor (dB)	PK Limit (dBm)	Over Limit (dB)	Table (o)	ANT	EUT	Verdict
40.428	-75.03	-18.59	-13.0	-62.03	135.00	Horizontal	Horizontal	Pass
1910.300	-55.78	-5.26	-13.0	-42.78	356.00	Horizontal	Horizontal	N/A
1990.300	-53.12	-4.99	-13.0	-40.12	360.00	Horizontal	Horizontal	N/A
3819.800	-51.37	2.45	-13.0	-38.37	180.00	Horizontal	Horizontal	Pass
11846.963	-44.50	12.54	-13.0	-31.50	205.00	Horizontal	Horizontal	Pass
19313.426	-41.71	18.87	-13.0	-28.71	204.00	Horizontal	Horizontal	Pass

RSE-H&V GSM 1900 CH810



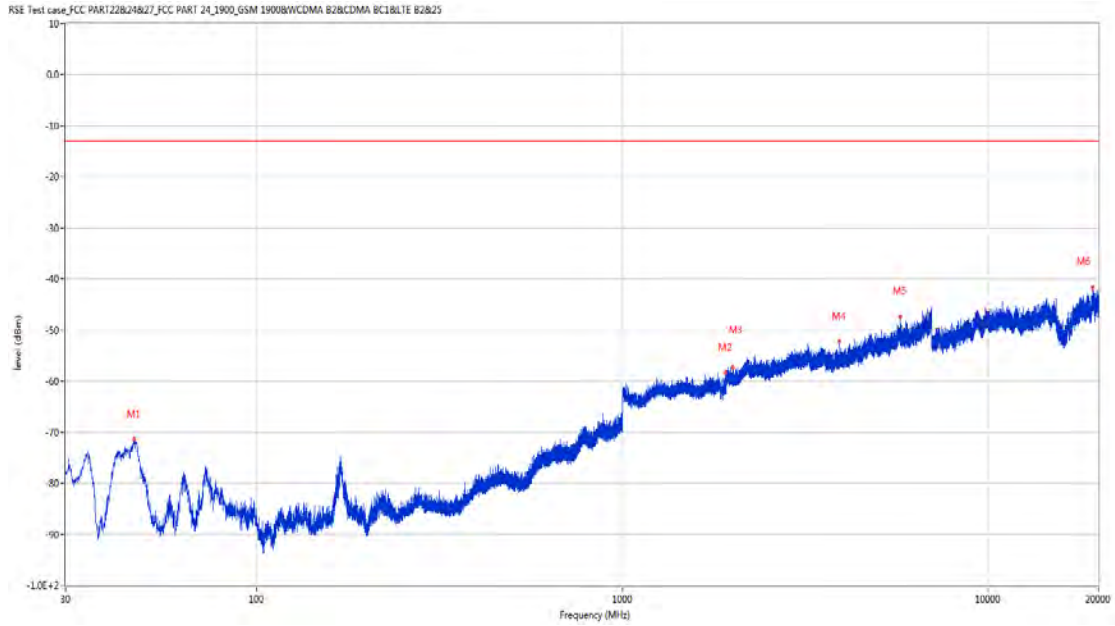
Frequency (MHz)	Result (dBm)	Factor (dB)	PK Limit (dBm)	Over Limit (dB)	Table (o)	ANT	EUT	Verdict
41.446	-75.67	-18.09	-13.0	-62.67	153.00	Horizontal	Vertical	Pass
1910.300	-53.26	-5.26	-13.0	-40.26	0.00	Horizontal	Vertical	N/A
1990.300	-50.21	-4.99	-13.0	-37.21	110.00	Horizontal	Vertical	N/A
3820.000	-50.49	2.43	-13.0	-37.49	129.00	Horizontal	Vertical	Pass
9322.424	-45.15	11.61	-13.0	-32.15	189.00	Horizontal	Vertical	Pass
19247.088	-41.30	16.86	-13.0	-28.30	46.00	Horizontal	Vertical	Pass

RSE-V&V GSM 1900 CH810



Frequency (MHz)	Result (dBm)	Factor (dB)	PK Limit (dBm)	Over Limit (dB)	Table (o)	ANT	EUT	Verdict
46.490	-72.08	-17.81	-13.0	-59.08	196.00	Vertical	Vertical	Pass
1910.200	-55.10	-5.26	-13.0	-42.10	241.00	Vertical	Vertical	N/A
1997.200	-53.78	-5.05	-13.0	-40.78	268.00	Vertical	Vertical	N/A
3820.000	-47.31	2.43	-13.0	-34.31	94.00	Vertical	Vertical	Pass
9264.925	-45.39	11.17	-13.0	-32.39	171.00	Vertical	Vertical	Pass
19318.137	-40.69	18.90	-13.0	-27.69	258.00	Vertical	Vertical	Pass

RSE-V&H GSM 1900 CH810



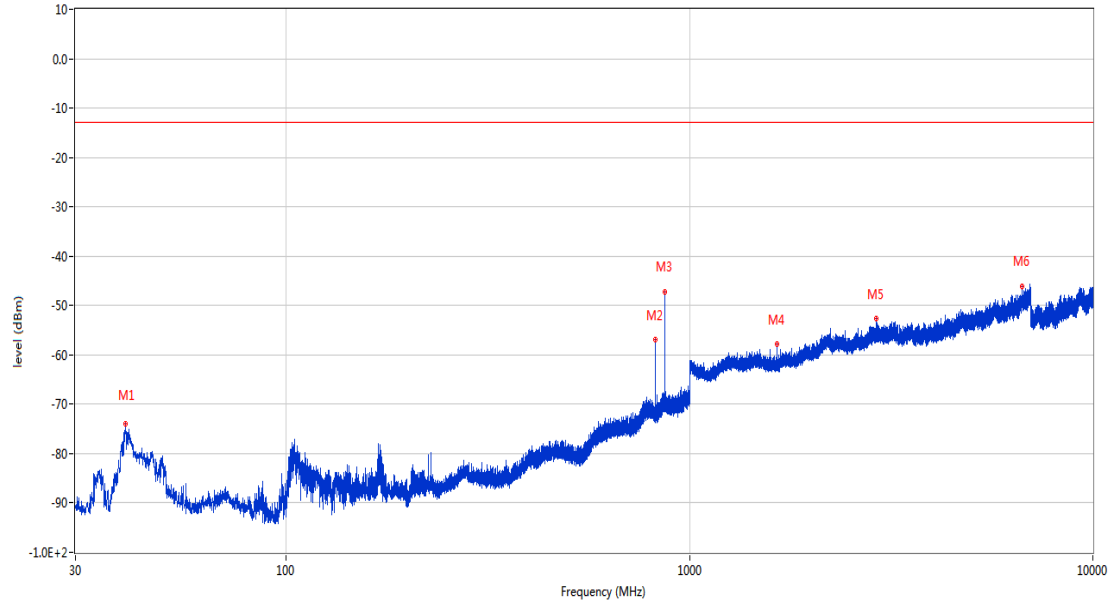
Frequency (MHz)	Result (dBm)	Factor (dB)	PK Limit (dBm)	Over Limit (dB)	Table (o)	ANT	EUT	Verdict
46.151	-71.41	-18.06	-13.0	-58.41	144.00	Vertical	Horizontal	Pass
1910.500	-58.36	-5.25	-13.0	-45.36	32.00	Vertical	Horizontal	N/A
1997.000	-57.38	-5.07	-13.0	-44.38	60.00	Vertical	Horizontal	N/A
3921.200	-52.17	2.31	-13.0	-39.17	5.00	Vertical	Horizontal	Pass
5729.800	-47.35	5.54	-13.0	-34.35	160.00	Vertical	Horizontal	Pass
19305.449	-41.54	18.81	-13.0	-28.54	312.00	Vertical	Horizontal	Pass



EGPRS  
 16 EGPRS 850  
 16.1 EGPRS 850 Low Channel

RSE-H&H EGPRS 850 CH128

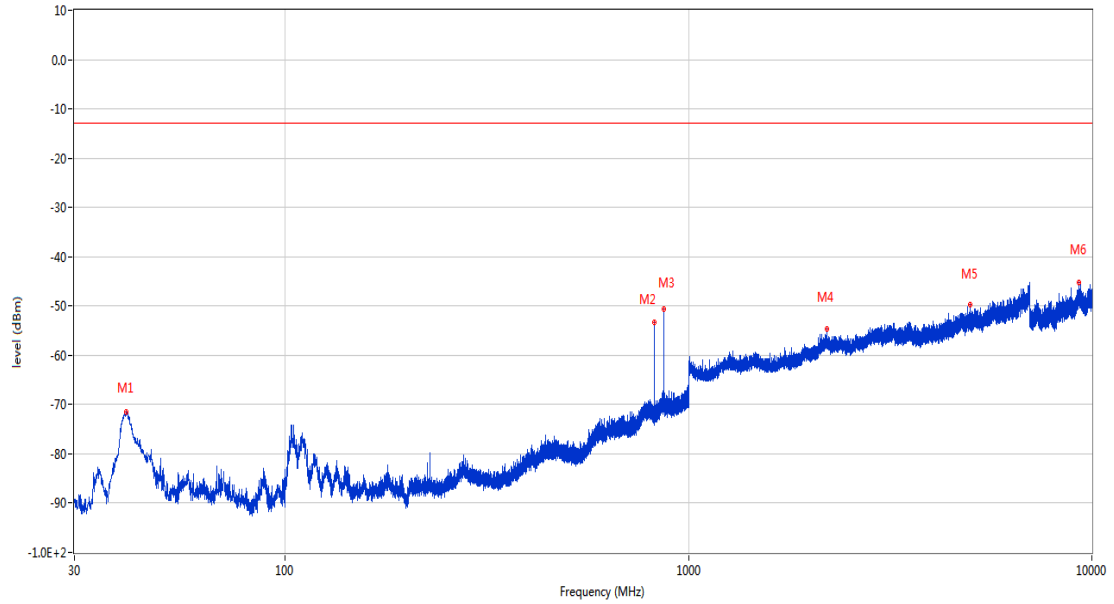
RSE Test case\_FCC PART22&24&27\_FCC PART 22\_850\_GSM 850&CDMA BC0&WCDMA B5&LTE B5&26



Frequency (MHz)	Result (dBm)	Factor (dB)	PK Limit (dBm)	Over Limit (dB)	Table (o)	ANT	EUT	Verdict
39.943	-73.97	-18.90	-13.0	-60.97	118.00	Horizontal	Horizontal	Pass
824.188	-57.00	0.61	-13.0	-44.00	64.00	Horizontal	Horizontal	N/A
869.292	-47.14	1.75	-13.0	-34.14	187.00	Horizontal	Horizontal	N/A
1648.200	-57.75	-7.34	-13.0	-44.75	81.00	Horizontal	Horizontal	Pass
2906.300	-52.64	1.12	-13.0	-39.64	215.00	Horizontal	Horizontal	Pass
6672.400	-46.11	7.42	-13.0	-33.11	263.00	Horizontal	Horizontal	Pass

RSE-H&V EGPRS 850 CH128

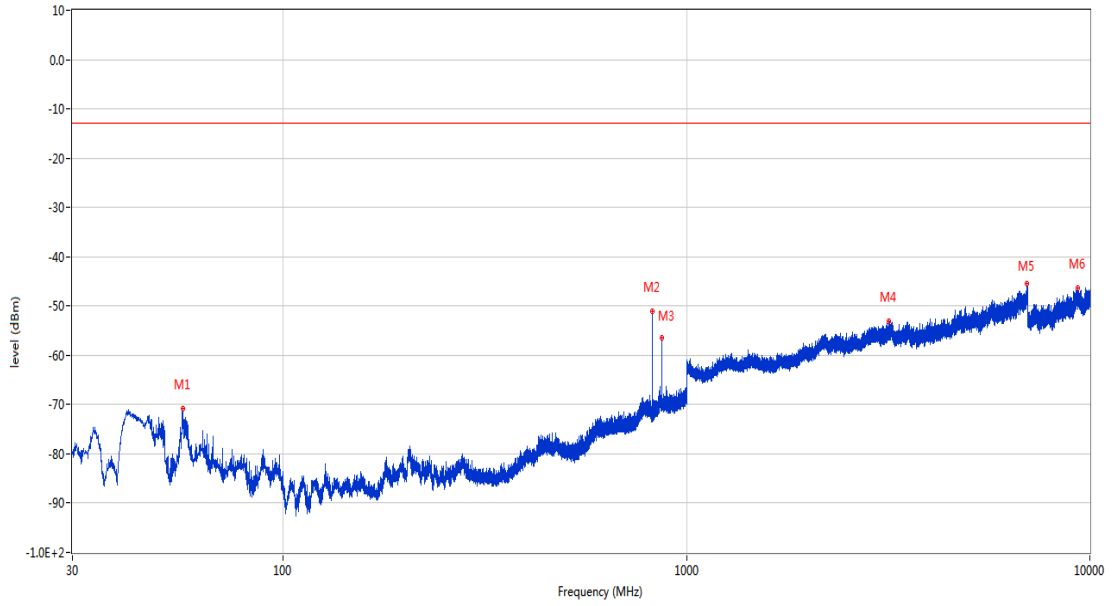
RSE Test case\_FCC PART22&24&27\_FCC PART 22\_850\_GSM 850&CDMA BC0&WCDMA B5&LTE B5&26



Frequency (MHz)	Result (dBm)	Factor (dB)	PK Limit (dBm)	Over Limit (dB)	Table (o)	ANT	EUT	Verdict
40.282	-71.57	-18.67	-13.0	-58.57	135.00	Horizontal	Vertical	Pass
824.139	-53.29	0.61	-13.0	-40.29	0.00	Horizontal	Vertical	N/A
869.147	-50.71	1.76	-13.0	-37.71	192.00	Horizontal	Vertical	N/A
2203.500	-54.70	-2.40	-13.0	-41.70	360.00	Horizontal	Vertical	Pass
4993.600	-49.61	4.21	-13.0	-36.61	96.00	Horizontal	Vertical	Pass
9304.750	-45.17	11.76	-13.0	-32.17	195.00	Horizontal	Vertical	Pass

RSE-V&V EGPRS 850 CH128

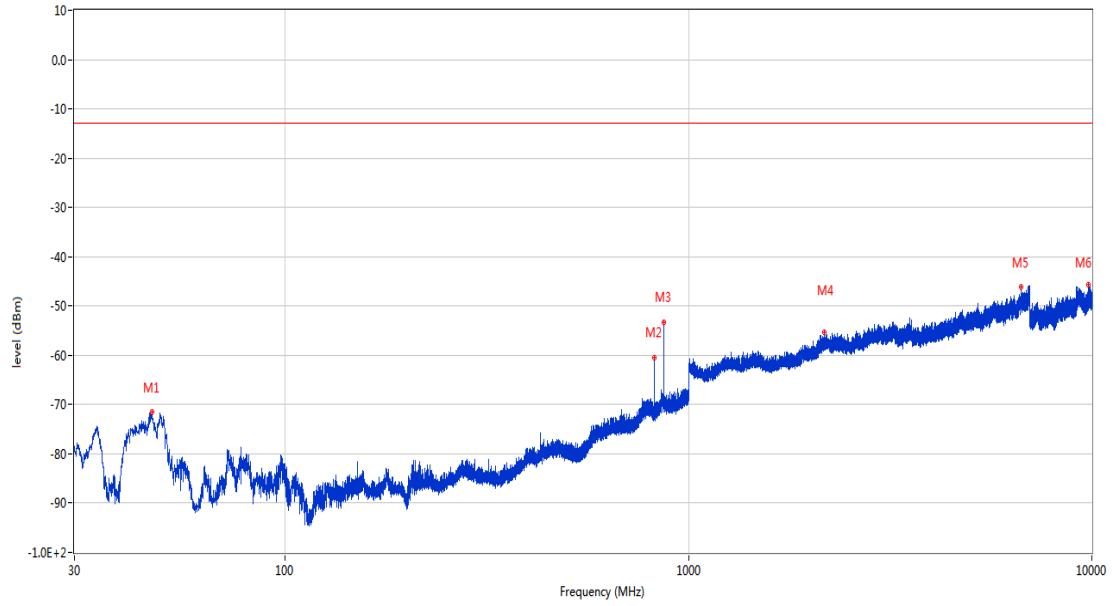
RSE Test case\_FCC PART22&24&27\_FCC PART 22\_850\_GSM 850&CDMA BC0&WCDMA B5&LTE B5&26



Frequency (MHz)	Result (dBm)	Factor (dB)	PK Limit (dBm)	Over Limit (dB)	Table (o)	ANT	EUT	Verdict
56.336	-70.93	-17.97	-13.0	-57.93	322.00	Vertical	Vertical	Pass
824.188	-51.16	0.61	-13.0	-38.16	87.00	Vertical	Vertical	N/A
869.244	-56.36	1.75	-13.0	-43.36	148.00	Vertical	Vertical	N/A
3166.200	-53.12	1.60	-13.0	-40.12	288.00	Vertical	Vertical	Pass
6990.600	-45.47	9.74	-13.0	-32.47	17.00	Vertical	Vertical	Pass
9316.901	-46.40	11.70	-13.0	-33.40	233.00	Vertical	Vertical	Pass

RSE-V&H EGPRS 850 CH128

RSE Test case\_FCC PART2&24&27\_FCC PART 22\_850\_GSM 850&CDMA BC0&WCDMA B5&LTE B5&26

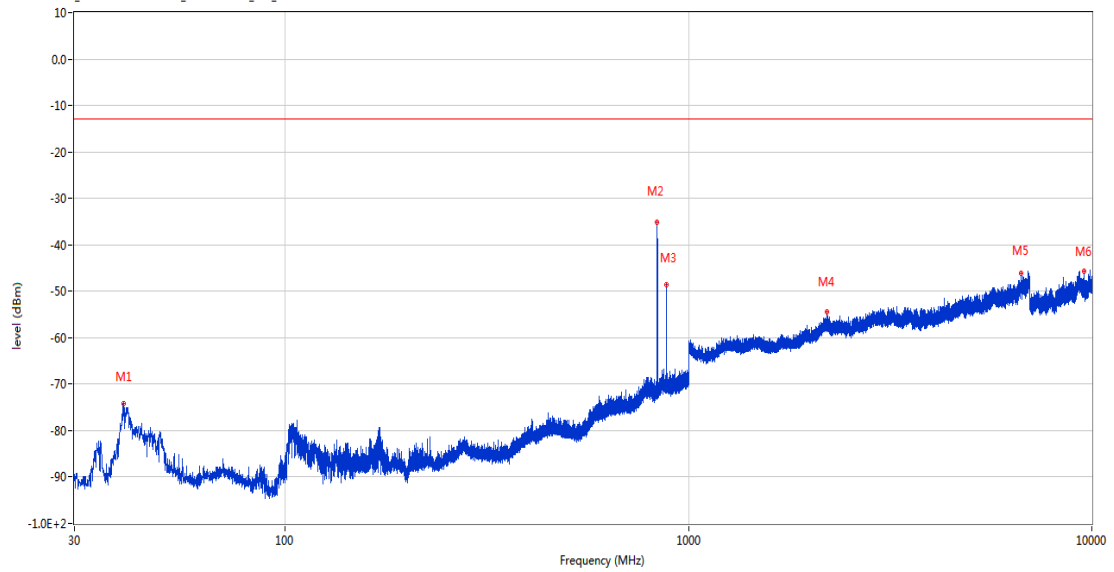


Frequency (MHz)	Result (dBm)	Factor (dB)	PK Limit (dBm)	Over Limit (dB)	Table (o)	ANT	EUT	Verdict
46.684	-71.55	-17.77	-13.0	-58.55	27.00	Vertical	Horizontal	Pass
824.139	-60.42	0.61	-13.0	-47.42	185.00	Vertical	Horizontal	N/A
869.244	-53.23	1.75	-13.0	-40.23	142.00	Vertical	Horizontal	N/A
2172.200	-55.25	-2.53	-13.0	-42.25	167.00	Vertical	Horizontal	Pass
6685.200	-46.12	7.84	-13.0	-33.12	162.00	Vertical	Horizontal	Pass
9820.599	-45.70	12.24	-13.0	-32.70	297.00	Vertical	Horizontal	Pass

## 16.2 EGPRS 850 Middle Channel

RSE-H&H EGPRS 850 CH190

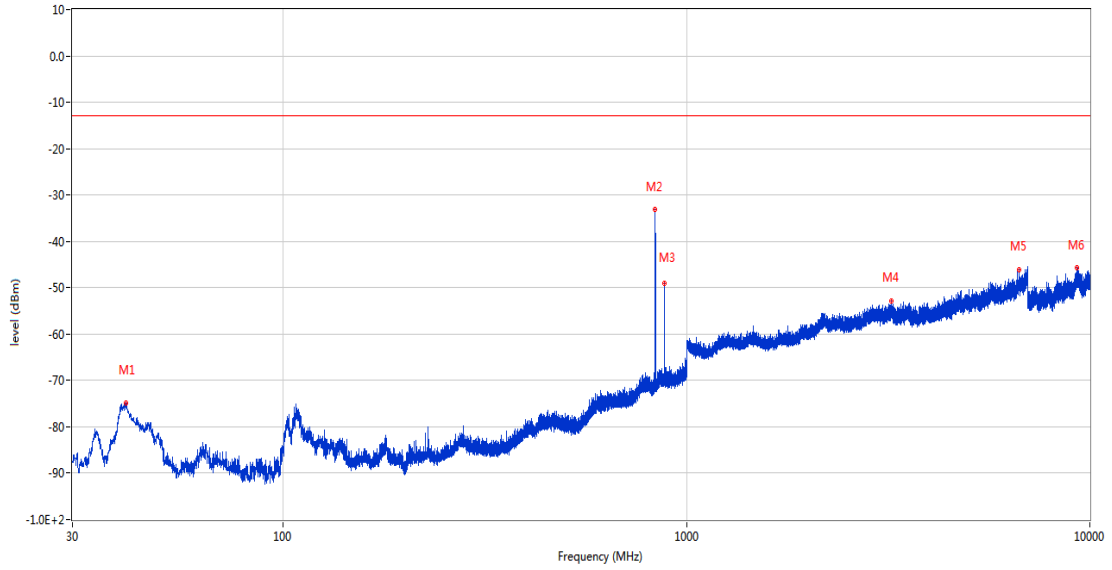
RSE Test case\_FCC PART22&24&27\_FCC PART 22\_850\_GSM 850&CDMA BC0&WCDMA B5&LTE B5&26



Frequency (MHz)	Result (dBm)	Factor (dB)	PK Limit (dBm)	Over Limit (dB)	Table (o)	ANT	EUT	Verdict
39.797	-74.23	-18.95	-13.0	-61.23	117.00	Horizontal	Horizontal	Pass
836.652	-35.12	0.93	-13.0	-22.12	298.00	Horizontal	Horizontal	N/A
881.514	-48.58	1.71	-13.0	-35.58	195.00	Horizontal	Horizontal	N/A
2207.600	-54.44	-2.50	-13.0	-41.44	47.00	Horizontal	Horizontal	Pass
6676.400	-46.18	7.89	-13.0	-33.18	172.00	Horizontal	Horizontal	Pass
9559.900	-45.63	10.55	-13.0	-32.63	206.00	Horizontal	Horizontal	Pass

RSE-H&V EGPRS 850 CH190

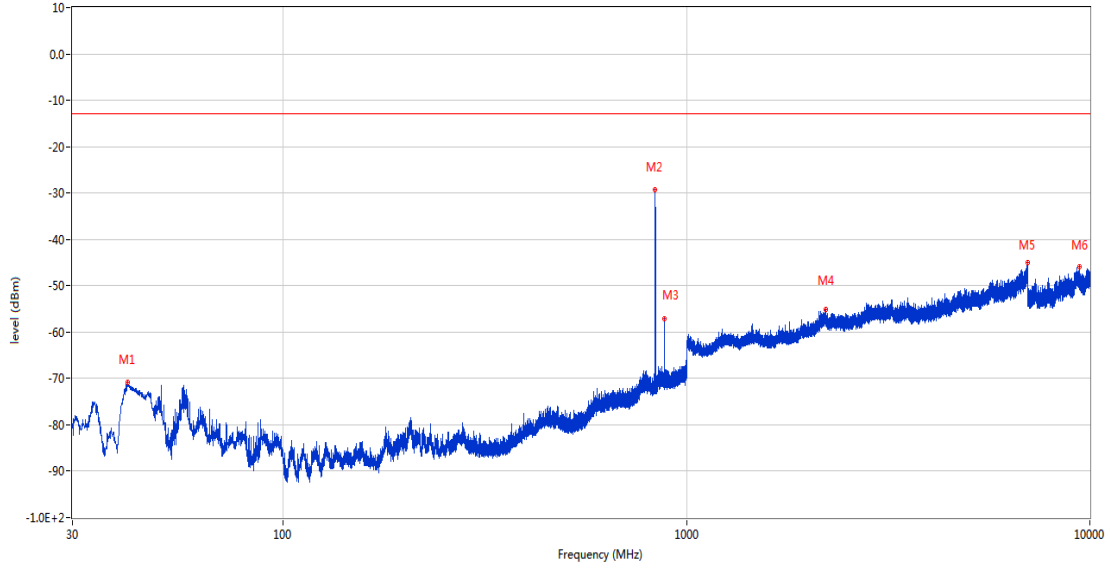
RSE Test case\_FCC PART22&24&27\_FCC PART 22\_850\_GSM 850&CDMA BC0&WCDMA B5&LTE B5&26



Frequency (MHz)	Result (dBm)	Factor (dB)	PK Limit (dBm)	Over Limit (dB)	Table (o)	ANT	EUT	Verdict
40.621	-74.85	-18.41	-13.0	-61.85	125.00	Horizontal	Vertical	Pass
836.555	-33.20	0.93	-13.0	-20.20	58.00	Horizontal	Vertical	N/A
881.660	-49.01	1.71	-13.0	-36.01	198.00	Horizontal	Vertical	N/A
3224.400	-52.94	2.81	-13.0	-39.94	70.00	Horizontal	Vertical	Pass
6676.600	-46.22	7.92	-13.0	-33.22	0.00	Horizontal	Vertical	Pass
9282.250	-45.78	11.35	-13.0	-32.78	163.00	Horizontal	Vertical	Pass

RSE-V&V EGPRS 850 CH190

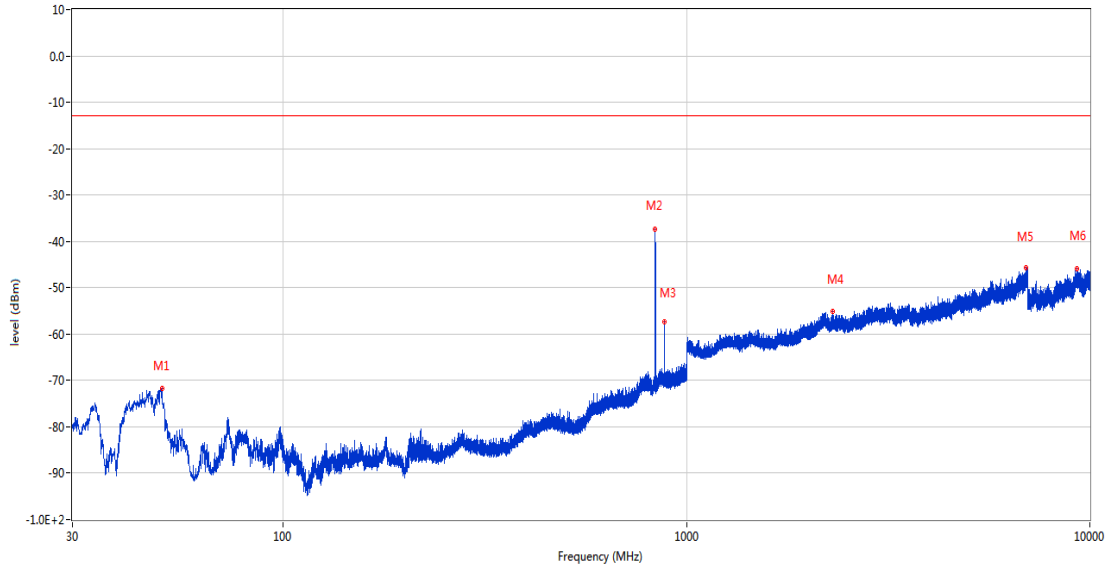
RSE Test case\_FCC PART22&24&27\_FCC PART 22\_850\_GSM 850&CDMA BC0&WCDMA B5&LTE B5&26



Frequency (MHz)	Result (dBm)	Factor (dB)	PK Limit (dBm)	Over Limit (dB)	Table (o)	ANT	EUT	Verdict
41.155	-70.84	-18.16	-13.0	-57.84	119.00	Vertical	Vertical	Pass
836.652	-29.34	0.93	-13.0	-16.34	140.00	Vertical	Vertical	N/A
881.514	-57.18	1.71	-13.0	-44.18	149.00	Vertical	Vertical	N/A
2219.300	-55.01	-2.49	-13.0	-42.01	10.00	Vertical	Vertical	Pass
6998.400	-45.04	9.78	-13.0	-32.04	65.00	Vertical	Vertical	Pass
9426.550	-45.83	11.07	-13.0	-32.83	256.00	Vertical	Vertical	Pass

RSE-V&H EGPRS 850 CH190

RSE Test case\_FCC PART22&24&27\_FCC PART 22\_850\_GSM 850&CDMA BC0&WCDMA B5&LTE B5&26



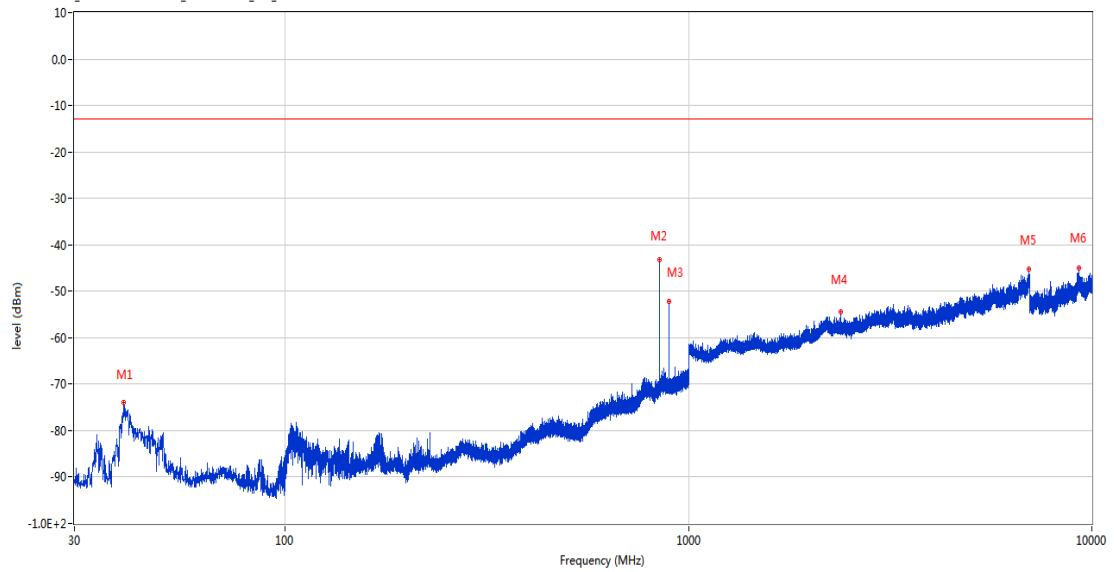
Frequency (MHz)	Result (dBm)	Factor (dB)	PK Limit (dBm)	Over Limit (dB)	Table (o)	ANT	EUT	Verdict
50.031	-71.62	-15.94	-13.0	-58.62	36.00	Vertical	Horizontal	Pass
836.652	-37.33	0.93	-13.0	-24.33	85.00	Vertical	Horizontal	N/A
881.514	-57.45	1.71	-13.0	-44.45	141.00	Vertical	Horizontal	N/A
2300.800	-55.05	-2.73	-13.0	-42.05	360.00	Vertical	Horizontal	Pass
6932.000	-45.75	8.66	-13.0	-32.75	39.00	Vertical	Horizontal	Pass
9275.050	-45.85	11.25	-13.0	-32.85	232.00	Vertical	Horizontal	Pass



## 16.3 EGPRS 850 High Channel

### RSE-H&H EGPRS 850 CH251

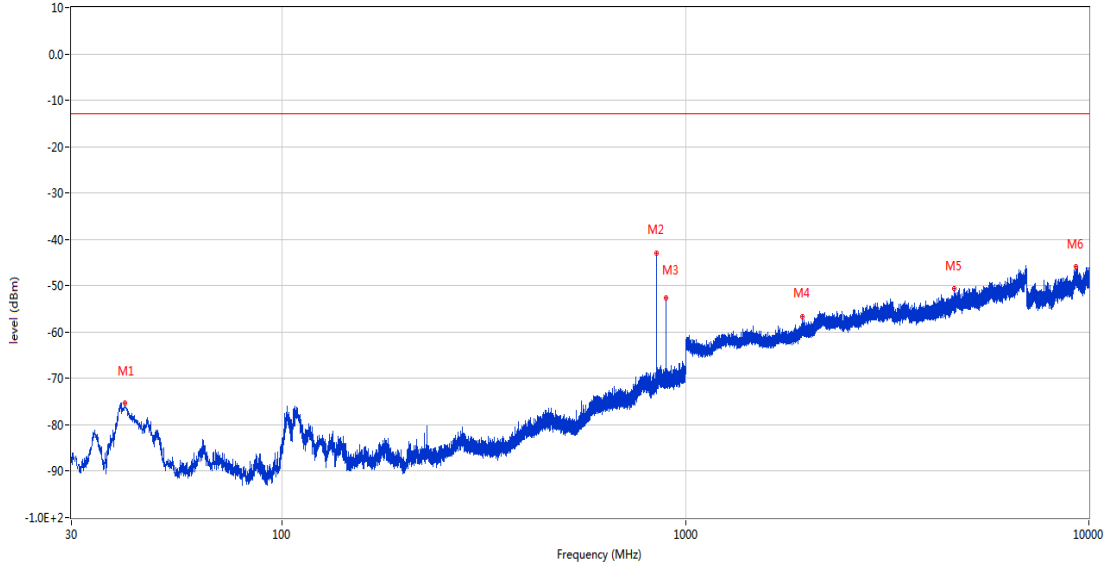
RSE Test case\_FCC PART22&24&27\_FCC PART 22\_850\_GSM 850&CDMA BC0&WCDMA B5&LTE B5&26



Frequency (MHz)	Result (dBm)	Factor (dB)	PK Limit (dBm)	Over Limit (dB)	Table (o)	ANT	EUT	Verdict
39.797	-74.06	-18.95	-13.0	-61.06	121.00	Horizontal	Horizontal	Pass
848.874	-43.12	1.58	-13.0	-30.12	297.00	Horizontal	Horizontal	N/A
893.833	-52.08	1.65	-13.0	-39.08	208.00	Horizontal	Horizontal	N/A
2388.000	-54.49	-2.57	-13.0	-41.49	257.00	Horizontal	Horizontal	Pass
6980.200	-45.29	9.96	-13.0	-32.29	217.00	Horizontal	Horizontal	Pass
9269.200	-45.11	11.21	-13.0	-32.11	145.00	Horizontal	Horizontal	Pass

RSE-H&V EGPRS 850 CH251

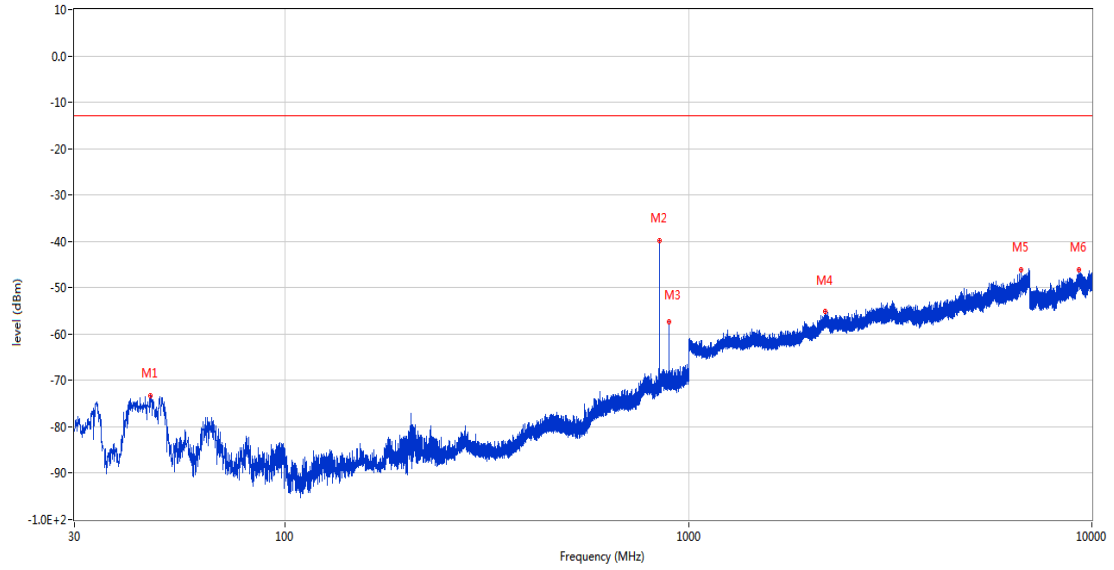
RSE Test case\_FCC PART22&24&27\_FCC PART 22\_850\_GSM 850&CDMA BC0&WCDMA B5&LTE B5&26



Frequency (MHz)	Result (dBm)	Factor (dB)	PK Limit (dBm)	Over Limit (dB)	Table (o)	ANT	EUT	Verdict
40.718	-75.22	-18.35	-13.0	-62.22	103.00	Horizontal	Vertical	Pass
848.874	-42.88	1.58	-13.0	-29.88	57.00	Horizontal	Vertical	N/A
893.785	-52.72	1.66	-13.0	-39.72	182.00	Horizontal	Vertical	N/A
1945.000	-56.57	-4.98	-13.0	-43.57	124.00	Horizontal	Vertical	Pass
4638.800	-50.64	3.49	-13.0	-37.64	106.00	Horizontal	Vertical	Pass
9275.050	-45.91	11.25	-13.0	-32.91	294.00	Horizontal	Vertical	Pass

RSE-V&V EGPRS 850 CH251

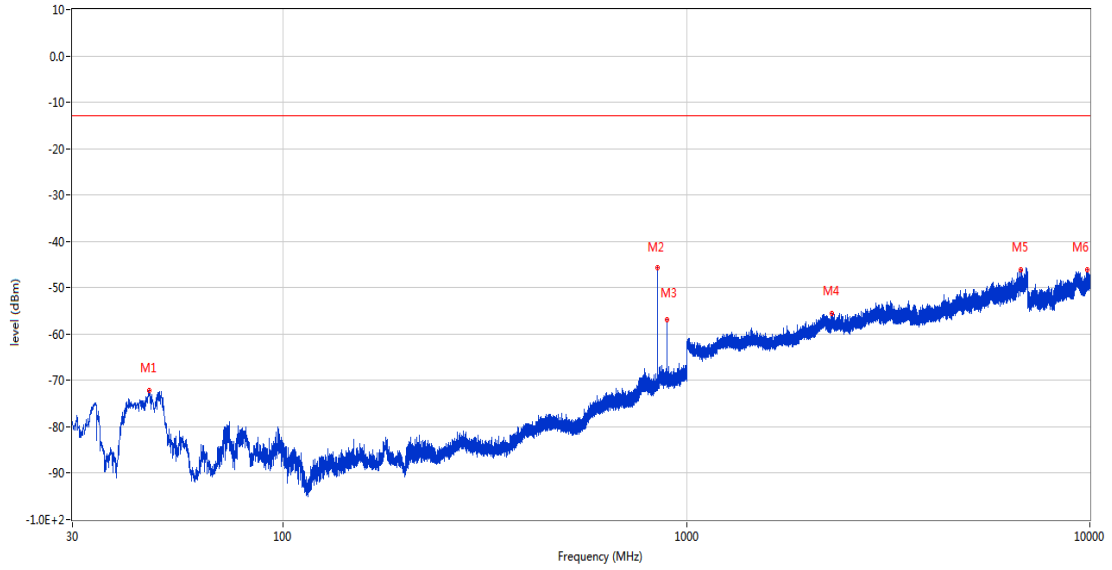
RSE Test case\_FCC PART22&24&27\_FCC PART 22\_850\_GSM 850&CDMA BC0&WCDMA B5&LTE B5&26



Frequency (MHz)	Result (dBm)	Factor (dB)	PK Limit (dBm)	Over Limit (dB)	Table (o)	ANT	EUT	Verdict
46.296	-73.33	-18.03	-13.0	-60.33	122.00	Vertical	Vertical	Pass
848.825	-39.83	1.58	-13.0	-26.83	64.00	Vertical	Vertical	N/A
893.785	-57.39	1.66	-13.0	-44.39	0.00	Vertical	Vertical	N/A
2186.700	-55.05	-2.73	-13.0	-42.05	50.00	Vertical	Vertical	Pass
6680.400	-46.11	7.71	-13.0	-33.11	32.00	Vertical	Vertical	Pass
9271.750	-46.18	11.23	-13.0	-33.18	259.00	Vertical	Vertical	Pass

RSE-V&H EGPRS 850 CH251

RSE Test case\_FCC PART22&24&27\_FCC PART 22\_850\_GSM 850&CDMA BC0&WCDMA B5&LTE B5&26

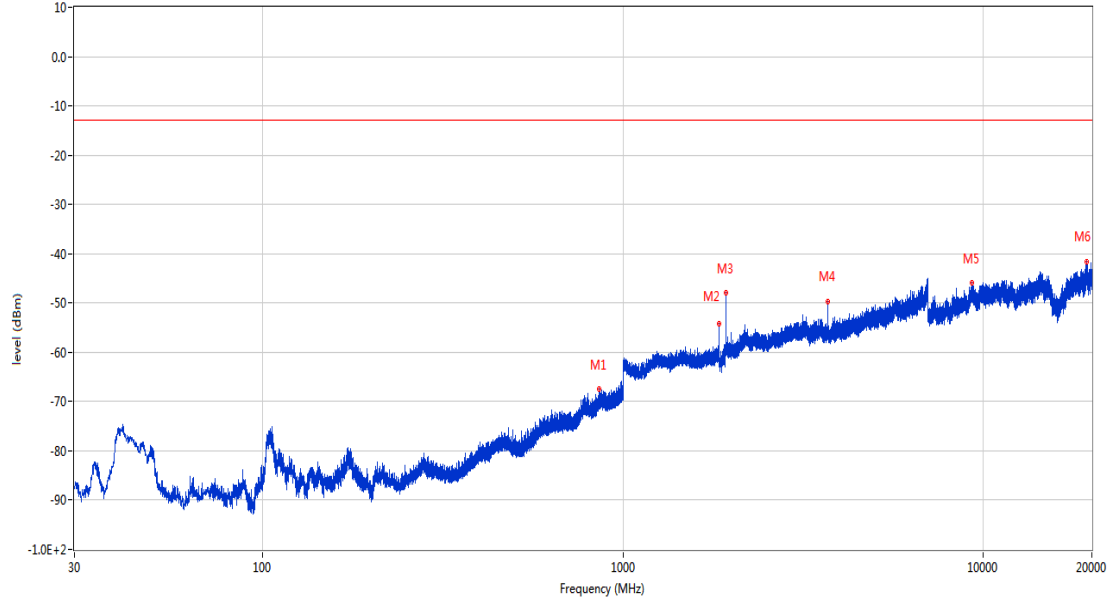


Frequency (MHz)	Result (dBm)	Factor (dB)	PK Limit (dBm)	Over Limit (dB)	Table (o)	ANT	EUT	Verdict
46.441	-72.18	-17.93	-13.0	-59.18	44.00	Vertical	Horizontal	Pass
848.825	-45.72	1.58	-13.0	-32.72	64.00	Vertical	Horizontal	N/A
893.833	-56.84	1.65	-13.0	-43.84	0.00	Vertical	Horizontal	N/A
2295.900	-55.50	-2.91	-13.0	-42.50	172.00	Vertical	Horizontal	Pass
6753.600	-46.17	7.71	-13.0	-33.17	328.00	Vertical	Horizontal	Pass
9845.200	-46.15	11.64	-13.0	-33.15	216.00	Vertical	Horizontal	Pass

17 EGPRS 1900  
17.1 EGPRS 1900 Low Channel

RSE-H&H EGPRS 1900 CH512

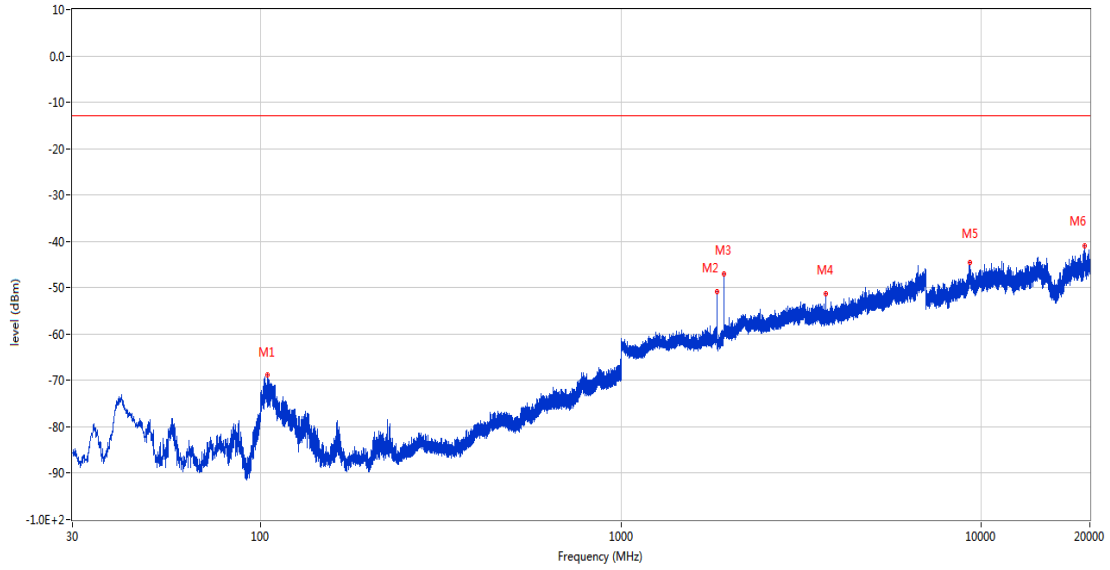
RSE Test case\_FCC PART22&24&27\_FCC PART 24\_1900\_GSM 1900&WCDMA B2&CDMA BC1&LTE B2&25



Frequency (MHz)	Result (dBm)	Factor (dB)	PK Limit (dBm)	Over Limit (dB)	Table (o)	ANT	EUT	Verdict
857.992	-67.40	1.61	-13.0	-54.40	354.00	Horizontal	Horizontal	Pass
1850.100	-54.25	-6.13	-13.0	-41.25	113.00	Horizontal	Horizontal	N/A
1930.200	-47.99	-4.67	-13.0	-34.99	143.00	Horizontal	Horizontal	N/A
3700.200	-49.62	2.12	-13.0	-36.62	87.00	Horizontal	Horizontal	Pass
9304.313	-45.96	11.76	-13.0	-32.96	0.00	Horizontal	Horizontal	Pass
19312.699	-41.67	18.86	-13.0	-28.67	12.00	Horizontal	Horizontal	Pass

RSE-H&V EGPRS 1900 CH512

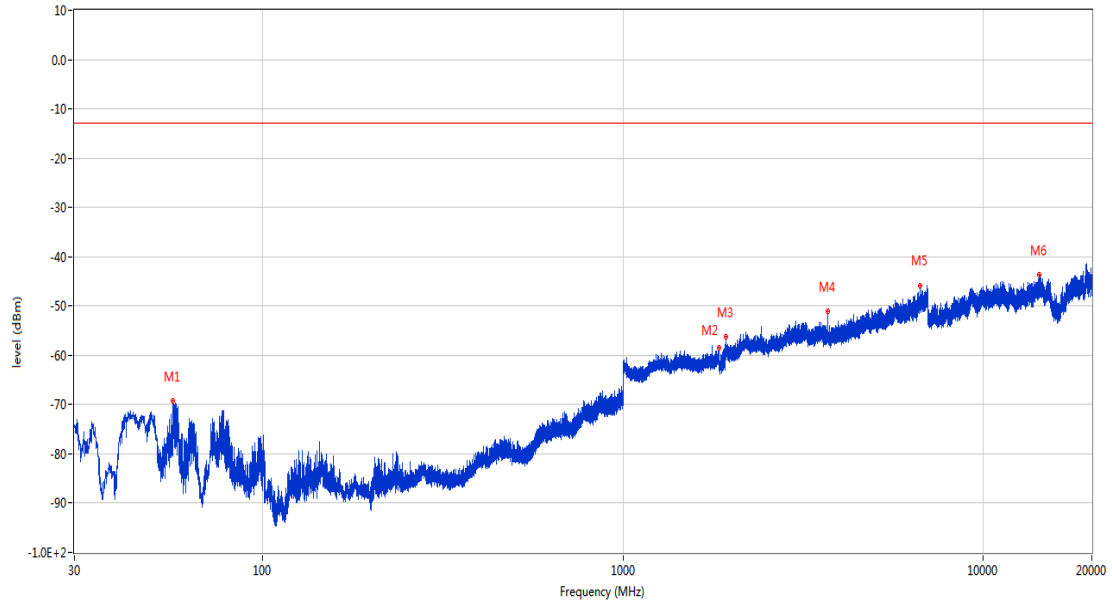
RSE Test case\_FCC PART22&24&27\_FCC PART 24\_1900\_GSM 1900&WCDMA B2&CDMA BC1&LTE B2&25



Frequency (MHz)	Result (dBm)	Factor (dB)	PK Limit (dBm)	Over Limit (dB)	Table (o)	ANT	EUT	Verdict
104.060	-68.87	-22.63	-13.0	-55.87	360.00	Horizontal	Vertical	Pass
1850.000	-50.90	-6.13	-13.0	-37.90	0.00	Horizontal	Vertical	N/A
1930.100	-47.04	-4.68	-13.0	-34.04	131.00	Horizontal	Vertical	N/A
3700.400	-51.18	2.12	-13.0	-38.18	29.00	Horizontal	Vertical	Pass
9305.175	-44.53	11.75	-13.0	-31.53	217.00	Horizontal	Vertical	Pass
19300.012	-40.93	18.76	-13.0	-27.93	163.00	Horizontal	Vertical	Pass

RSE-V&V EGPRS 1900 CH512

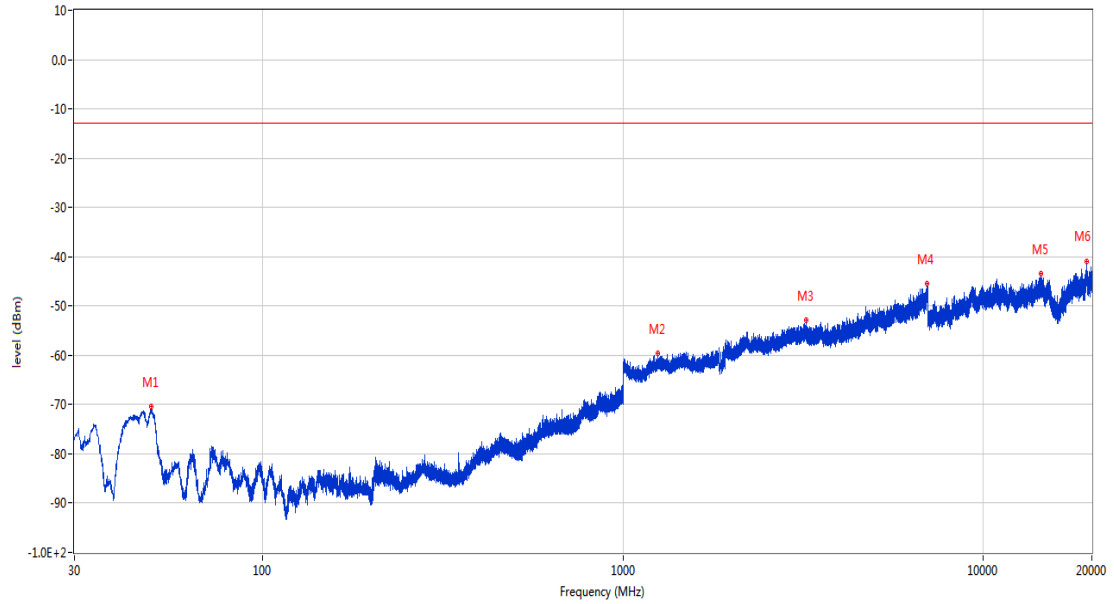
RSE Test case\_FCC PART2&24&27\_FCC PART 24\_1900\_GSM 1900&WCDMA B2&CDMA BC1&LTE B2&25



Frequency (MHz)	Result (dBm)	Factor (dB)	PK Limit (dBm)	Over Limit (dB)	Table (o)	ANT	EUT	Verdict
56.336	-69.21	-17.80	-13.0	-56.21	8.00	Vertical	Vertical	Pass
1850.200	-58.36	-6.13	-13.0	-45.36	348.00	Vertical	Vertical	N/A
1929.900	-56.31	-4.68	-13.0	-43.31	141.00	Vertical	Vertical	N/A
3700.200	-51.16	2.12	-13.0	-38.16	104.00	Vertical	Vertical	Pass
6684.200	-45.81	7.78	-13.0	-32.81	351.00	Vertical	Vertical	Pass
14308.750	-43.76	12.35	-13.0	-30.76	18.00	Vertical	Vertical	Pass

RSE-V&H EGPRS 1900 CH512

RSE Test case\_FCC PART2&24&27\_FCC PART 24\_1900\_GSM 1900&WCDMA B2&CDMA BC1&LTE B2&25



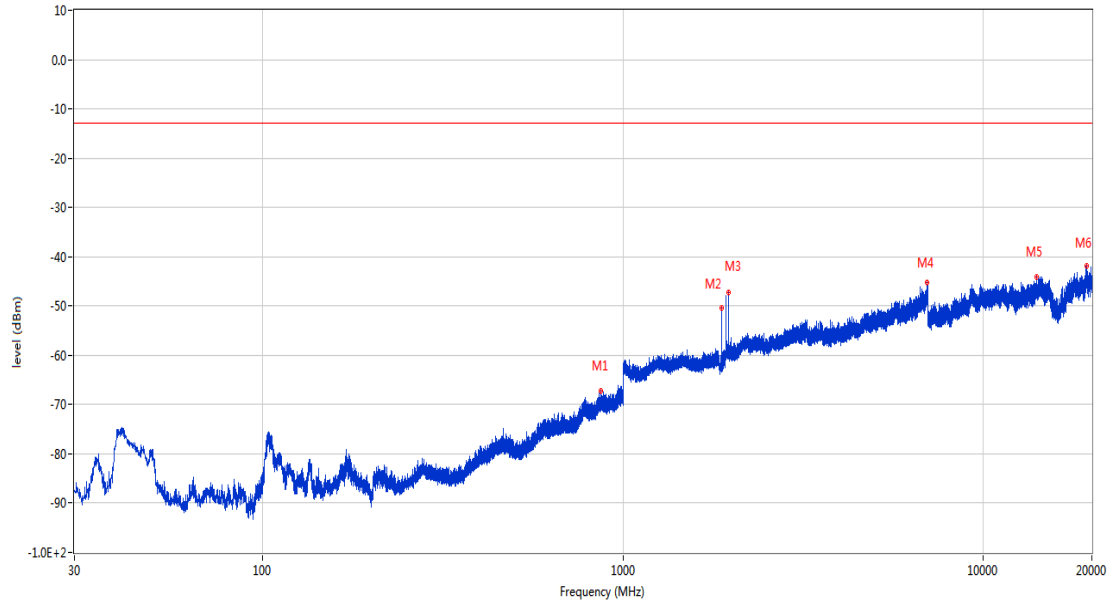
Frequency (MHz)	Result (dBm)	Factor (dB)	PK Limit (dBm)	Over Limit (dB)	Table (o)	ANT	EUT	Verdict
48.915	-70.30	-16.21	-13.0	-57.30	53.00	Vertical	Horizontal	Pass
1251.100	-59.57	-6.52	-13.0	-46.57	228.00	Vertical	Horizontal	Pass
3227.000	-52.83	2.55	-13.0	-39.83	309.00	Vertical	Horizontal	Pass
6983.600	-45.43	9.90	-13.0	-32.43	309.00	Vertical	Horizontal	Pass
14412.787	-43.54	12.46	-13.0	-30.54	7.00	Vertical	Horizontal	Pass
19317.776	-40.89	18.90	-13.0	-27.89	248.00	Vertical	Horizontal	Pass



## 17.2 EGPRS 1900 Middle Channel

RSE-H&H EGPRS 1900 CH661

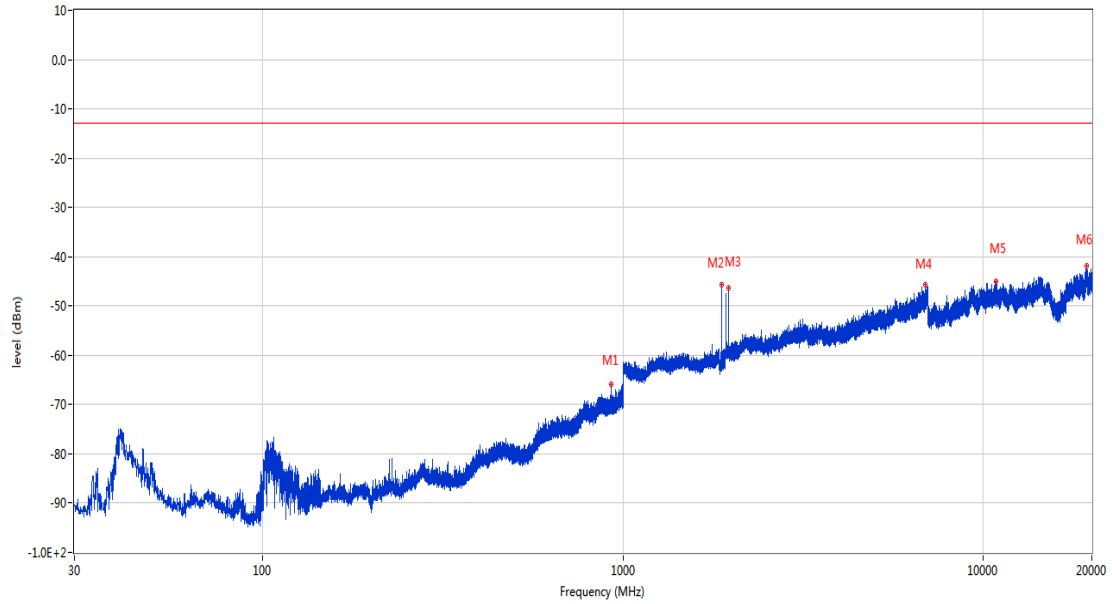
RSE Test case\_FCC PART22&24&27\_FCC PART 24\_1900\_GSM 1900&WCDMA B2&CDMA BC1&LTE B2&25



Frequency (MHz)	Result (dBm)	Factor (dB)	PK Limit (dBm)	Over Limit (dB)	Table (o)	ANT	EUT	Verdict
866.092	-67.18	1.56	-13.0	-54.18	246.00	Horizontal	Horizontal	Pass
1879.900	-50.48	-5.79	-13.0	-37.48	230.00	Horizontal	Horizontal	N/A
1959.900	-47.17	-5.31	-13.0	-34.17	132.00	Horizontal	Horizontal	N/A
6983.400	-45.29	9.91	-13.0	-32.29	206.00	Horizontal	Horizontal	Pass
14046.662	-44.13	11.80	-13.0	-31.13	127.00	Horizontal	Horizontal	Pass
19316.687	-41.83	18.89	-13.0	-28.83	26.00	Horizontal	Horizontal	Pass

RSE-H&V EGPRS 1900 CH661

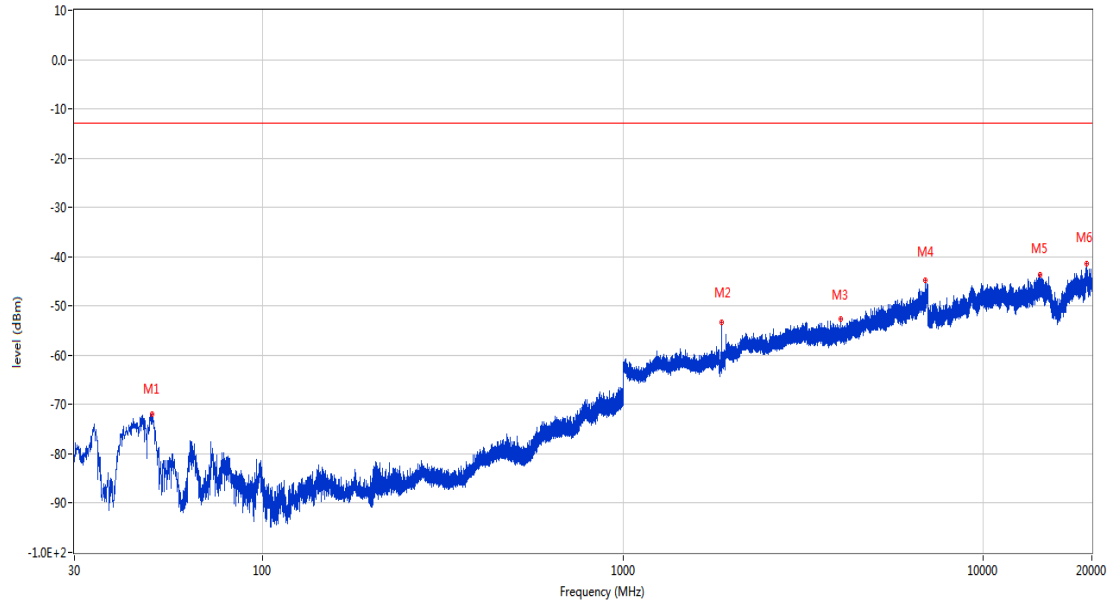
RSE Test case\_FCC PART22&24&27\_FCC PART 24\_1900\_GSM 1900&WCDMA B2&CDMA BC1&LTE B2&25



Frequency (MHz)	Result (dBm)	Factor (dB)	PK Limit (dBm)	Over Limit (dB)	Table (o)	ANT	EUT	Verdict
926.522	-65.95	1.84	-13.0	-52.95	0.00	Horizontal	Vertical	Pass
1879.900	-45.61	-5.79	-13.0	-32.61	360.00	Horizontal	Vertical	N/A
1959.800	-46.40	-5.31	-13.0	-33.40	146.00	Horizontal	Vertical	N/A
6917.600	-45.77	8.27	-13.0	-32.77	178.00	Horizontal	Vertical	Pass
10861.700	-45.05	12.05	-13.0	-32.05	273.00	Horizontal	Vertical	Pass
19337.349	-41.96	18.81	-13.0	-28.96	351.00	Horizontal	Vertical	Pass

RSE-V&V EGPRS 1900 CH661

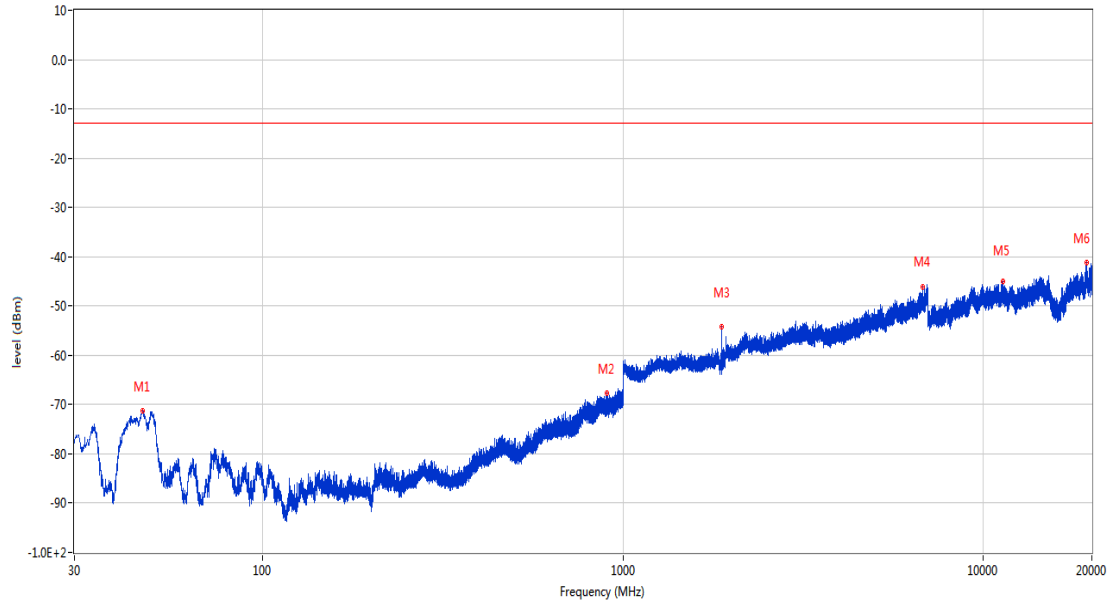
RSE Test case\_FCC PART2&24&27\_FCC PART 24\_1900\_GSM 1900&WCDMA B2&CDMA BC1&LTE B2&25



Frequency (MHz)	Result (dBm)	Factor (dB)	PK Limit (dBm)	Over Limit (dB)	Table (o)	ANT	EUT	Verdict
49.157	-72.03	-16.07	-13.0	-59.03	69.00	Vertical	Vertical	Pass
1879.900	-53.35	-5.79	-13.0	-40.35	305.00	Vertical	Vertical	N/A
4025.400	-52.58	2.09	-13.0	-39.58	56.00	Vertical	Vertical	Pass
6882.200	-44.80	7.41	-13.0	-31.80	158.00	Vertical	Vertical	Pass
14348.262	-43.56	11.81	-13.0	-30.56	180.00	Vertical	Vertical	Pass
19318.137	-41.46	18.90	-13.0	-28.46	67.00	Vertical	Vertical	Pass

RSE-V&H EGPRS 1900 CH661

RSE Test case\_FCC PART2&24&27\_FCC PART 24\_1900\_GSM 1900&WCDMA B2&CDMA BC1&LTE B2&25

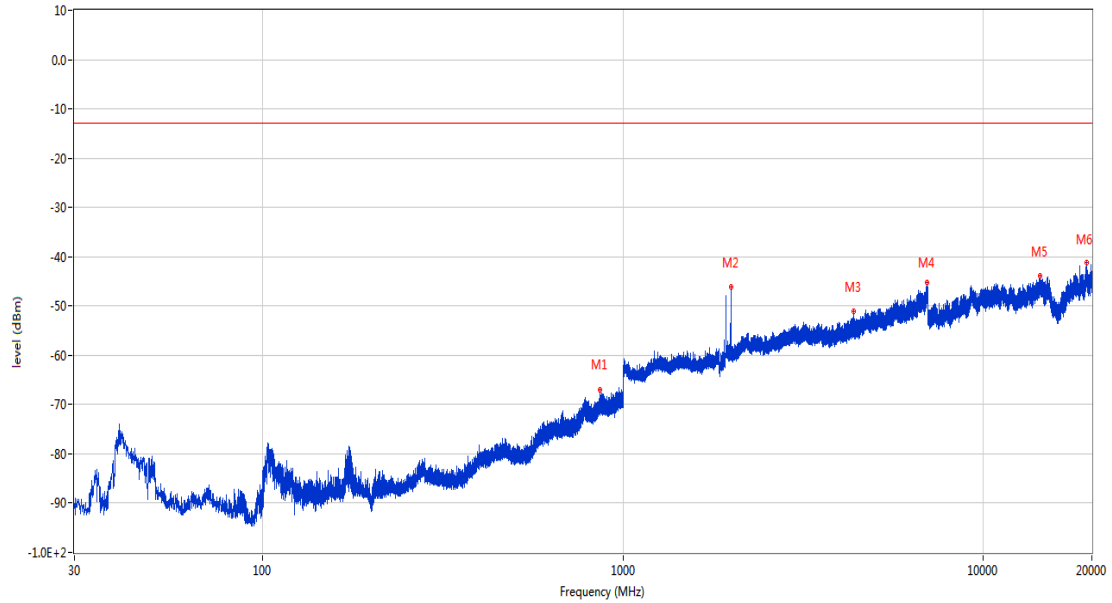


Frequency (MHz)	Result (dBm)	Factor (dB)	PK Limit (dBm)	Over Limit (dB)	Table (o)	ANT	EUT	Verdict
46.441	-71.28	-17.85	-13.0	-58.28	49.00	Vertical	Horizontal	Pass
901.690	-67.58	1.62	-13.0	-54.58	153.00	Vertical	Horizontal	Pass
1879.800	-54.16	-5.79	-13.0	-41.16	7.00	Vertical	Horizontal	N/A
6767.200	-46.12	7.30	-13.0	-33.12	143.00	Vertical	Horizontal	Pass
11312.500	-45.08	12.44	-13.0	-32.08	360.00	Vertical	Horizontal	Pass
19297.837	-41.11	18.68	-13.0	-28.11	0.00	Vertical	Horizontal	Pass

## 17.3 EGPRS 1900 High Channel

### RSE-H&H EGPRS 1900 CH810

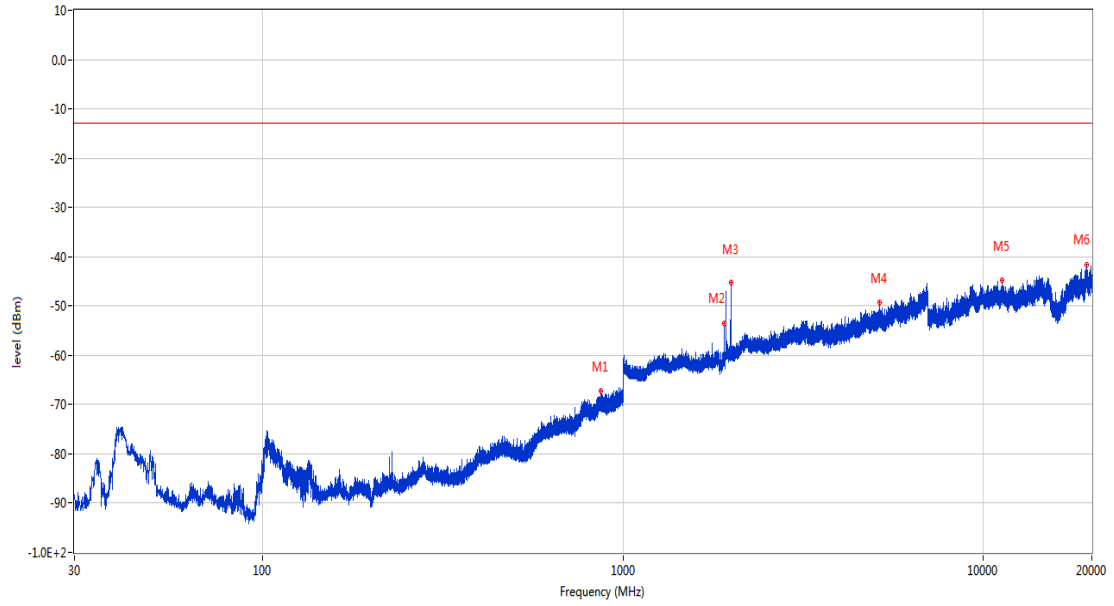
RSE Test case\_FCC PART22&24&27\_FCC PART 24\_1900\_GSM 1900&WCDMA B2&CDMA BC1&LTE B2&25



Frequency (MHz)	Result (dBm)	Factor (dB)	PK Limit (dBm)	Over Limit (dB)	Table (o)	ANT	EUT	Verdict
860.271	-67.02	1.73	-13.0	-54.02	301.00	Horizontal	Horizontal	Pass
1989.800	-46.22	-4.98	-13.0	-33.22	141.00	Horizontal	Horizontal	N/A
4354.600	-51.03	3.90	-13.0	-38.03	49.00	Horizontal	Horizontal	Pass
6989.800	-45.29	9.86	-13.0	-32.29	7.00	Horizontal	Horizontal	Pass
14386.326	-43.92	12.55	-13.0	-30.92	67.00	Horizontal	Horizontal	Pass
19341.339	-41.20	18.74	-13.0	-28.20	309.00	Horizontal	Horizontal	Pass

RSE-H&V EGPRS 1900 CH810

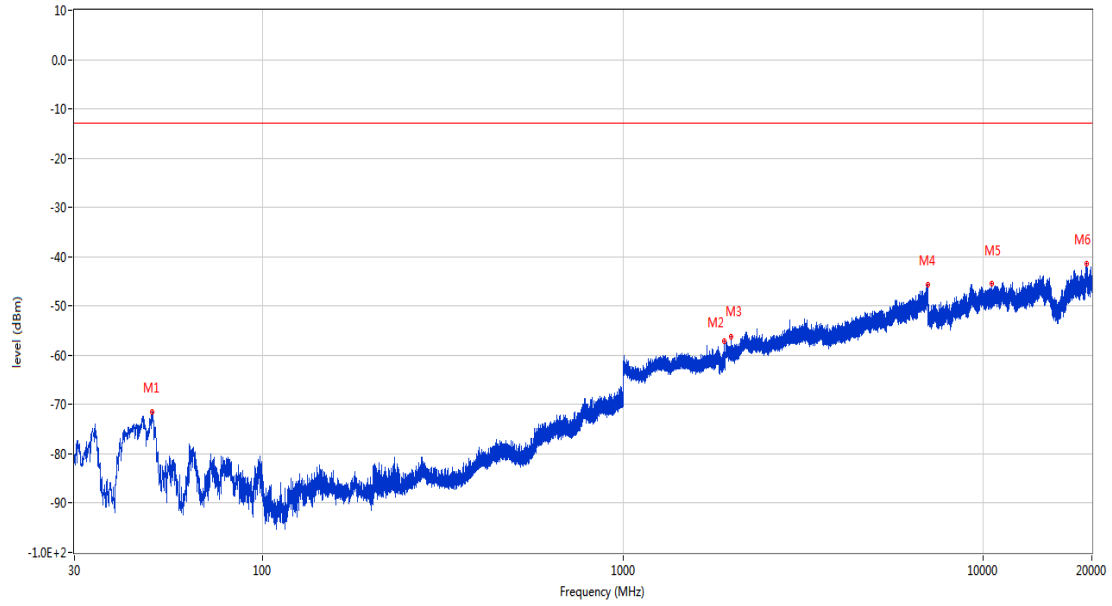
RSE Test case\_FCC PART2&24&27\_FCC PART 24\_1900\_GSM 1900&WCDMA B2&CDMA BC1&LTE B2&25



Frequency (MHz)	Result (dBm)	Factor (dB)	PK Limit (dBm)	Over Limit (dB)	Table (o)	ANT	EUT	Verdict
869.390	-67.21	1.63	-13.0	-54.21	71.00	Horizontal	Vertical	Pass
1909.500	-53.56	-5.28	-13.0	-40.56	360.00	Horizontal	Vertical	N/A
1989.900	-45.20	-4.98	-13.0	-32.20	138.00	Horizontal	Vertical	N/A
5145.200	-49.32	4.07	-13.0	-36.32	360.00	Horizontal	Vertical	Pass
11261.038	-44.72	12.00	-13.0	-31.72	126.00	Horizontal	Vertical	Pass
19303.274	-41.64	18.79	-13.0	-28.64	307.00	Horizontal	Vertical	Pass

RSE-V&V EGPRS 1900 CH810

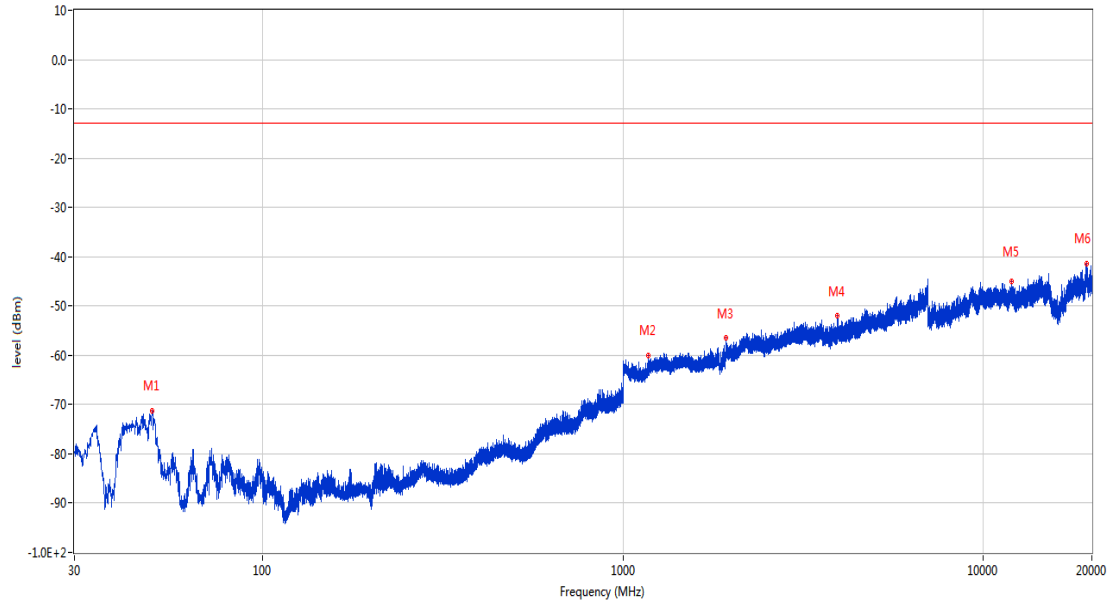
RSE Test case\_FCC PART2&24&27\_FCC PART 24\_1900\_GSM 1900&WCDMA B2&CDMA BC1&LTE B2&25



Frequency (MHz)	Result (dBm)	Factor (dB)	PK Limit (dBm)	Over Limit (dB)	Table (o)	ANT	EUT	Verdict
49.352	-71.55	-16.00	-13.0	-58.55	0.00	Vertical	Vertical	Pass
1909.800	-57.15	-5.27	-13.0	-44.15	314.00	Vertical	Vertical	N/A
1989.600	-56.21	-4.97	-13.0	-43.21	244.00	Vertical	Vertical	N/A
6997.600	-45.63	9.80	-13.0	-32.63	307.00	Vertical	Vertical	Pass
10525.038	-45.50	11.13	-13.0	-32.50	354.00	Vertical	Vertical	Pass
19340.614	-41.47	18.77	-13.0	-28.47	321.00	Vertical	Vertical	Pass

RSE-V&H EGPRS 1900 CH810

RSE Test case\_FCC PART2&24&27\_FCC PART 24\_1900\_GSM 1900&WCDMA B2&CDMA BC1&LTE B2&25

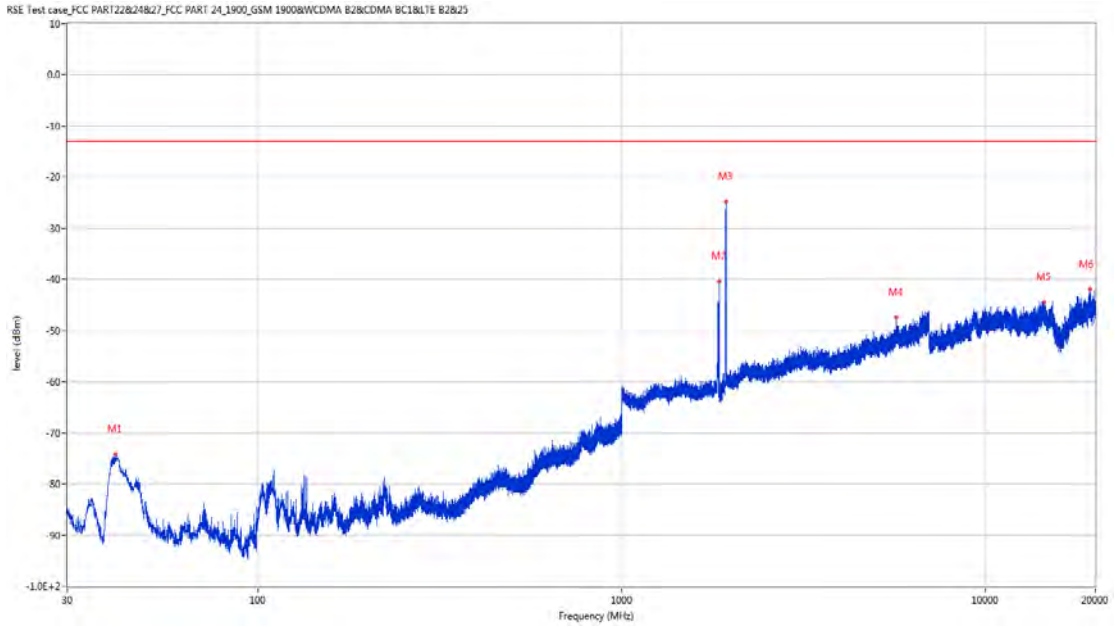


Frequency (MHz)	Result (dBm)	Factor (dB)	PK Limit (dBm)	Over Limit (dB)	Table (o)	ANT	EUT	Verdict
49.206	-71.19	-16.05	-13.0	-58.19	0.00	Vertical	Horizontal	Pass
1172.700	-60.01	-7.75	-13.0	-47.01	181.00	Vertical	Horizontal	Pass
1930.400	-56.45	-4.67	-13.0	-43.45	36.00	Vertical	Horizontal	Pass
3932.000	-51.91	2.25	-13.0	-38.91	127.00	Vertical	Horizontal	Pass
11992.724	-45.03	11.77	-13.0	-32.03	128.00	Vertical	Horizontal	Pass
19333.724	-41.45	18.83	-13.0	-28.45	332.00	Vertical	Horizontal	Pass



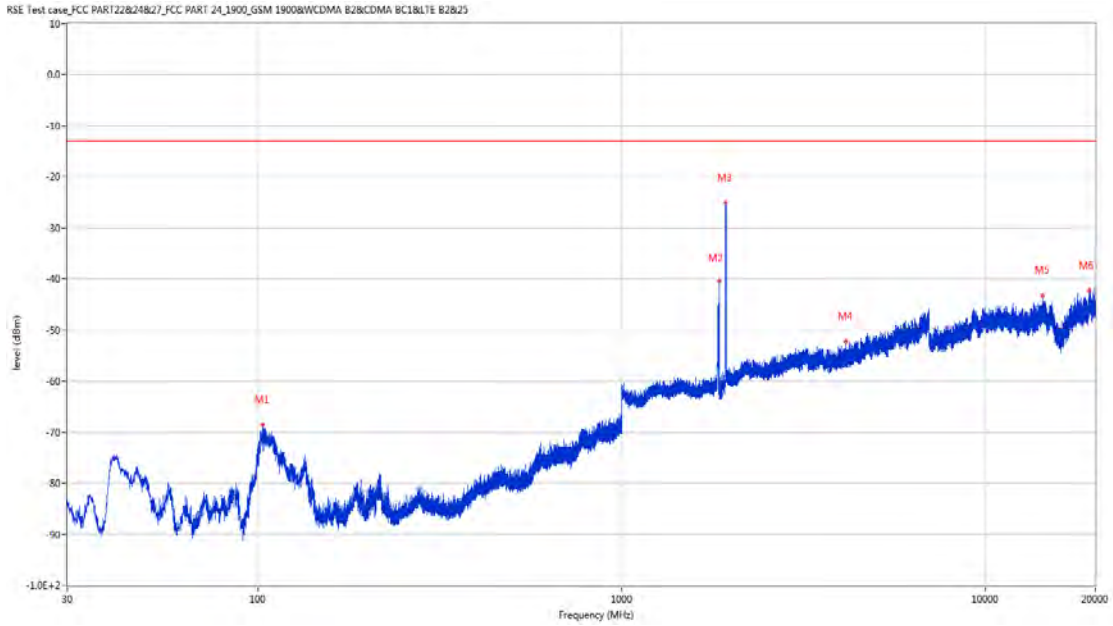
WCDMA  
 18 WCDMA Band 2  
 18.1 WCDMA Band 2 Low Channel

RSE-H&H WCDMA Band 2 CH9262



Frequency (MHz)	Result (dBm)	Factor (dB)	PK Limit (dBm)	Over Limit (dB)	Table (o)	ANT	EUT	Verdict
40.621	-74.27	-18.42	-13.0	-61.27	135.00	Horizontal	Horizontal	Pass
1853.900	-40.39	-6.09	-13.0	-27.39	131.00	Horizontal	Horizontal	N/A
1933.900	-24.72	-4.57	-13.0	-11.72	173.00	Horizontal	Horizontal	N/A
5681.600	-47.47	6.01	-13.0	-34.47	46.00	Horizontal	Horizontal	Pass
14493.987	-44.50	11.74	-13.0	-31.50	33.00	Horizontal	Horizontal	Pass
19301.100	-42.00	18.77	-13.0	-29.00	344.00	Horizontal	Horizontal	Pass

RSE-H&V WCDMA Band 2 CH9262



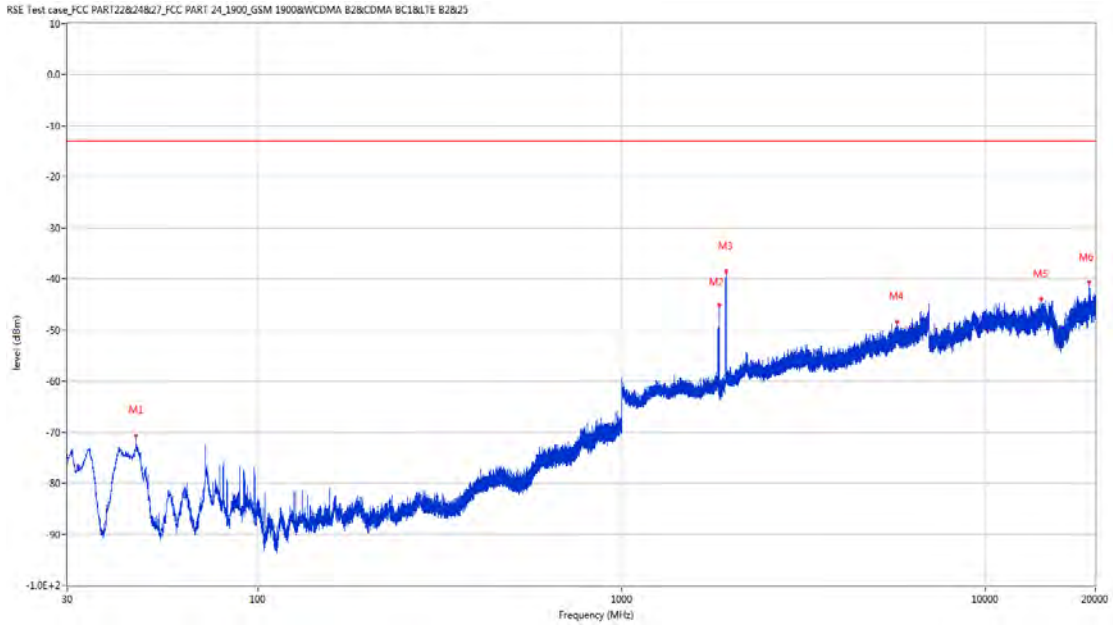
Frequency (MHz)	Result (dBm)	Factor (dB)	PK Limit (dBm)	Over Limit (dB)	Table (o)	ANT	EUT	Verdict
102.993	-68.58	-22.41	-13.0	-55.58	23.00	Horizontal	Vertical	Pass
1854.100	-40.43	-6.09	-13.0	-27.43	351.00	Horizontal	Vertical	N/A
1932.000	-25.15	-4.62	-13.0	-12.15	200.00	Horizontal	Vertical	N/A
4135.800	-52.22	2.57	-13.0	-39.22	193.00	Horizontal	Vertical	Pass
14367.838	-43.31	12.06	-13.0	-30.31	152.00	Horizontal	Vertical	Pass
19276.812	-42.30	17.80	-13.0	-29.30	0.00	Horizontal	Vertical	Pass

RSE-V&V WCDMA Band 2 CH9262



Frequency (MHz)	Result (dBm)	Factor (dB)	PK Limit (dBm)	Over Limit (dB)	Table (o)	ANT	EUT	Verdict
50.031	-69.70	-15.77	-13.0	-56.70	250.00	Vertical	Vertical	Pass
1853.500	-49.78	-6.09	-13.0	-36.78	53.00	Vertical	Vertical	N/A
1933.400	-37.56	-4.58	-13.0	-24.56	159.00	Vertical	Vertical	N/A
4754.800	-50.32	4.12	-13.0	-37.32	59.00	Vertical	Vertical	Pass
10830.937	-45.11	12.45	-13.0	-32.11	67.00	Vertical	Vertical	Pass
14366.026	-43.55	11.98	-13.0	-30.55	31.00	Vertical	Vertical	Pass

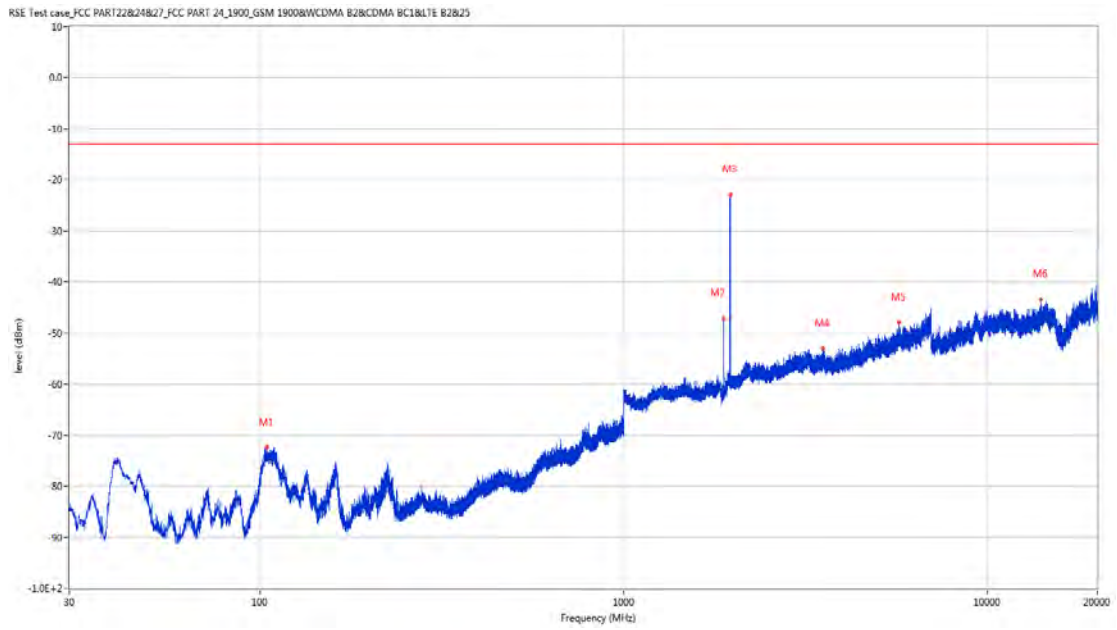
RSE-V&H WCDMA Band 2 CH9262



Frequency (MHz)	Result (dBm)	Factor (dB)	PK Limit (dBm)	Over Limit (dB)	Table (o)	ANT	EUT	Verdict
46.344	-70.66	-17.92	-13.0	-57.66	26.00	Vertical	Horizontal	Pass
1854.100	-45.04	-6.09	-13.0	-32.04	154.00	Vertical	Horizontal	N/A
1933.000	-38.44	-4.59	-13.0	-25.44	360.00	Vertical	Horizontal	N/A
5694.400	-48.33	5.87	-13.0	-35.33	106.00	Vertical	Horizontal	Pass
14174.262	-43.98	12.14	-13.0	-30.98	-1.00	Vertical	Horizontal	Pass
19288.775	-40.64	18.31	-13.0	-27.64	-1.00	Vertical	Horizontal	Pass

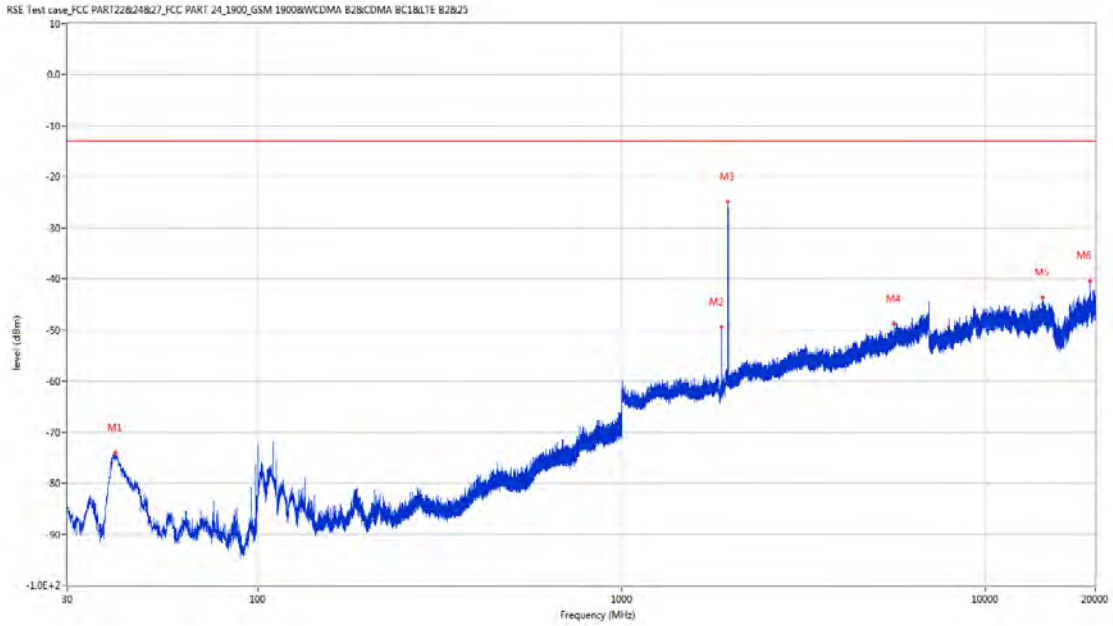
## 18.2 WCDMA Band 2 Middle Channel

RSE-H&H WCDMA Band 2 CH9400



Frequency (MHz)	Result (dBm)	Factor (dB)	PK Limit (dBm)	Over Limit (dB)	Table (o)	ANT	EUT	Verdict
104.593	-72.44	-22.70	-13.0	-59.44	33.00	Horizontal	Horizontal	Pass
1879.200	-47.29	-5.80	-13.0	-34.29	126.00	Horizontal	Horizontal	N/A
1961.900	-22.99	-5.21	-13.0	-9.99	179.00	Horizontal	Horizontal	N/A
3523.200	-53.08	2.52	-13.0	-40.08	360.00	Horizontal	Horizontal	Pass
5698.800	-47.91	5.72	-13.0	-34.91	50.00	Horizontal	Horizontal	Pass
13999.537	-43.40	12.78	-13.0	-30.40	211.00	Horizontal	Horizontal	Pass

RSE-H&V WCDMA Band 2 CH9400



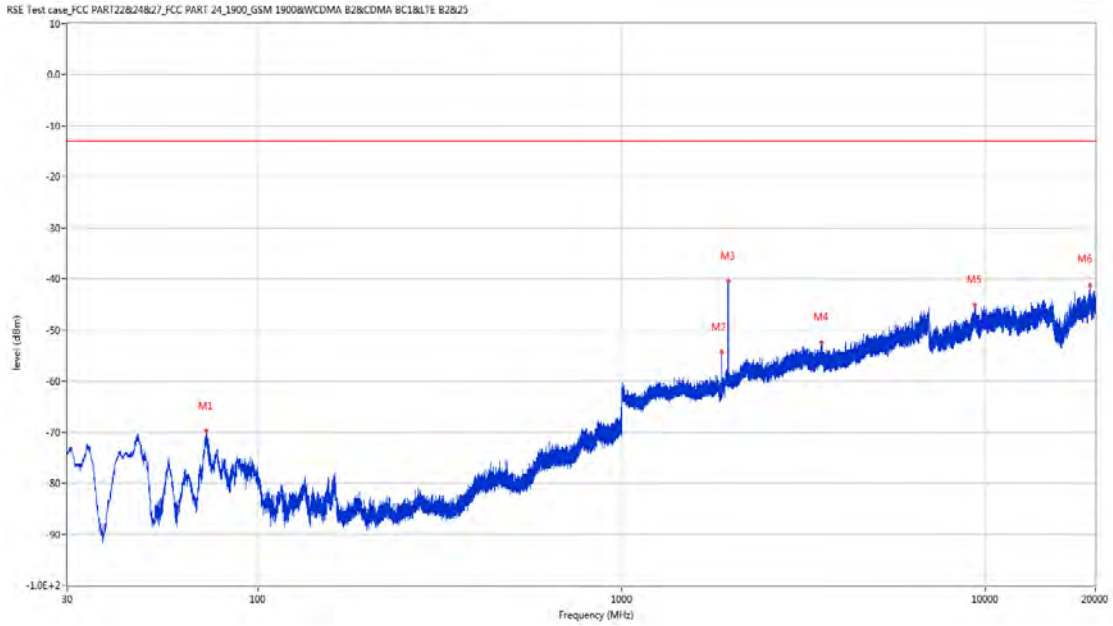
Frequency (MHz)	Result (dBm)	Factor (dB)	PK Limit (dBm)	Over Limit (dB)	Table (o)	ANT	EUT	Verdict
40.670	-74.08	-18.38	-13.0	-61.08	94.00	Horizontal	Vertical	Pass
1879.300	-49.45	-5.80	-13.0	-36.45	339.00	Horizontal	Vertical	N/A
1960.100	-24.82	-5.30	-13.0	-11.82	176.00	Horizontal	Vertical	N/A
5603.400	-48.73	5.01	-13.0	-35.73	187.00	Horizontal	Vertical	Pass
14317.813	-43.59	12.10	-13.0	-30.59	250.00	Horizontal	Vertical	Pass
19340.249	-40.50	18.78	-13.0	-27.50	362.00	Horizontal	Vertical	Pass

RSE-V&V WCDMA Band 2 CH9400



Frequency (MHz)	Result (dBm)	Factor (dB)	PK Limit (dBm)	Over Limit (dB)	Table (o)	ANT	EUT	Verdict
49.982	-69.21	-15.77	-13.0	-56.21	2.00	Vertical	Vertical	Pass
1879.400	-55.61	-5.80	-13.0	-42.61	293.00	Vertical	Vertical	N/A
1959.800	-39.14	-5.31	-13.0	-26.14	173.00	Vertical	Vertical	N/A
4367.200	-50.93	3.99	-13.0	-37.93	0.00	Vertical	Vertical	Pass
14292.799	-43.37	12.51	-13.0	-30.37	304.00	Vertical	Vertical	Pass
19322.849	-41.64	18.90	-13.0	-28.64	48.00	Vertical	Vertical	Pass

RSE-V&H WCDMA Band 2 CH9400

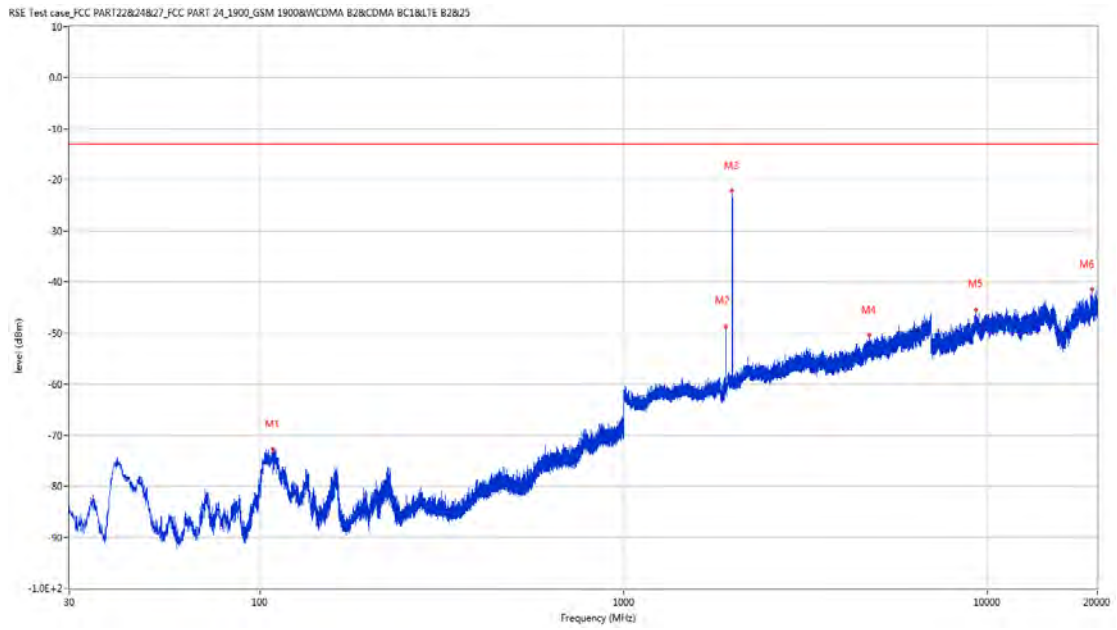


Frequency (MHz)	Result (dBm)	Factor (dB)	PK Limit (dBm)	Over Limit (dB)	Table (o)	ANT	EUT	Verdict
72.243	-69.80	-16.94	-13.0	-56.80	35.00	Vertical	Horizontal	Pass
1878.500	-54.37	-5.81	-13.0	-41.37	161.00	Vertical	Horizontal	N/A
1960.500	-40.51	-5.28	-13.0	-27.51	161.00	Vertical	Horizontal	N/A
3537.400	-52.35	2.44	-13.0	-39.35	61.00	Vertical	Horizontal	Pass
9329.613	-45.08	11.38	-13.0	-32.08	23.00	Vertical	Horizontal	Pass
19298.562	-41.32	18.71	-13.0	-28.32	283.00	Vertical	Horizontal	Pass



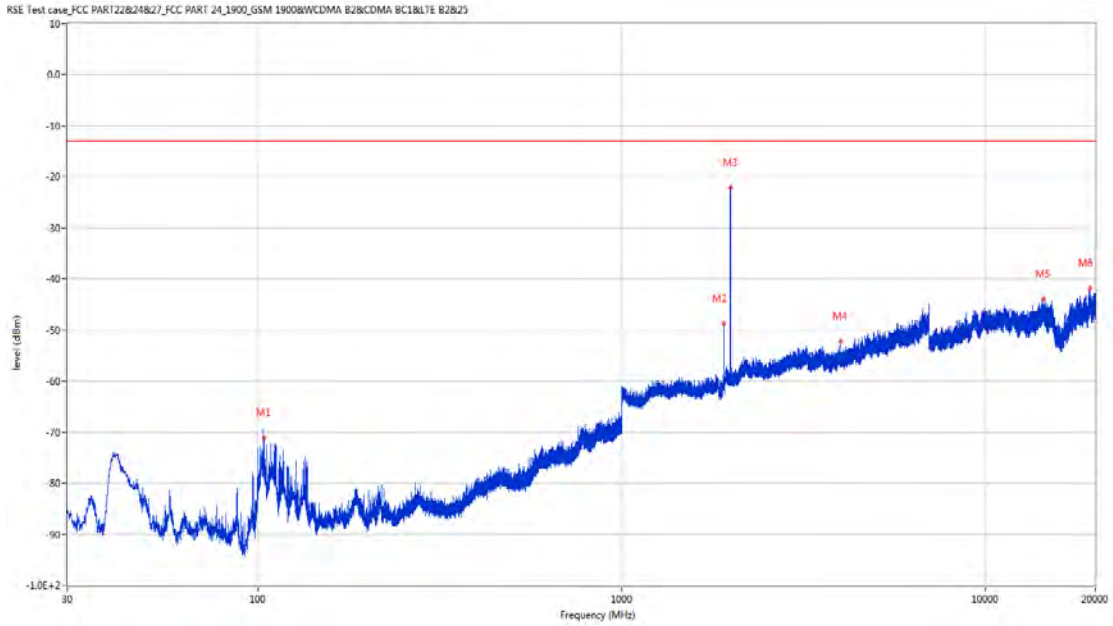
### 18.3 WCDMA Band 2 High Channel

RSE-H&H WCDMA Band 2 CH9538



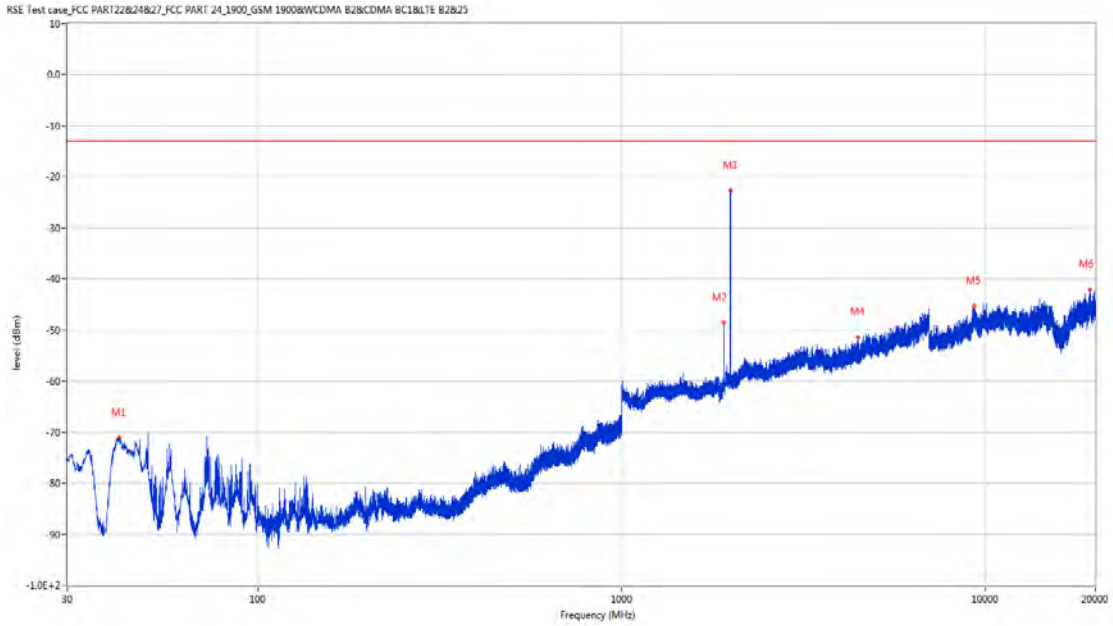
Frequency (MHz)	Result (dBm)	Factor (dB)	PK Limit (dBm)	Over Limit (dB)	Table (o)	ANT	EUT	Verdict
108.861	-72.63	-22.74	-13.0	-59.63	360.00	Horizontal	Horizontal	Pass
1906.500	-48.71	-5.37	-13.0	-35.71	63.00	Horizontal	Horizontal	N/A
1987.600	-22.09	-5.15	-13.0	-9.09	186.00	Horizontal	Horizontal	N/A
4735.800	-50.38	3.95	-13.0	-37.38	162.00	Horizontal	Horizontal	Pass
9304.025	-45.35	11.76	-13.0	-32.35	264.00	Horizontal	Horizontal	Pass
19304.364	-41.39	18.80	-13.0	-28.39	42.00	Horizontal	Horizontal	Pass

RSE-H&V WCDMA Band 2 CH9538



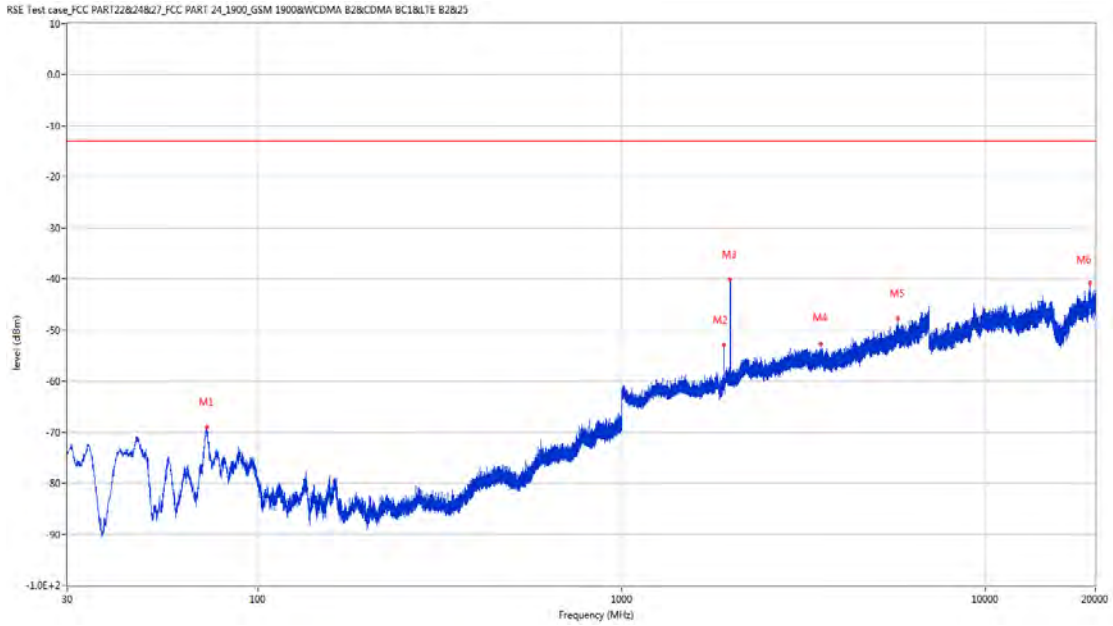
Frequency (MHz)	Result (dBm)	Factor (dB)	PK Limit (dBm)	Over Limit (dB)	Table (o)	ANT	EUT	Verdict
104.205	-71.16	-22.66	-13.0	-58.16	27.00	Horizontal	Vertical	Pass
1906.400	-48.66	-5.37	-13.0	-35.66	360.00	Horizontal	Vertical	N/A
1989.300	-22.09	-4.96	-13.0	-9.09	189.00	Horizontal	Vertical	N/A
4000.800	-52.26	2.31	-13.0	-39.26	239.00	Horizontal	Vertical	Pass
14392.849	-43.86	12.49	-13.0	-30.86	187.00	Horizontal	Vertical	Pass
19325.749	-41.71	18.88	-13.0	-28.71	24.00	Horizontal	Vertical	Pass

RSE-V&V WCDMA Band 2 CH9538



Frequency (MHz)	Result (dBm)	Factor (dB)	PK Limit (dBm)	Over Limit (dB)	Table (o)	ANT	EUT	Verdict
41.737	-71.13	-18.03	-13.0	-58.13	198.00	Vertical	Vertical	Pass
1906.600	-48.60	-5.37	-13.0	-35.60	339.00	Vertical	Vertical	N/A
1989.100	-22.57	-4.97	-13.0	-9.57	173.00	Vertical	Vertical	N/A
4469.400	-51.30	3.54	-13.0	-38.30	211.00	Vertical	Vertical	Pass
9304.887	-45.24	11.76	-13.0	-32.24	87.00	Vertical	Vertical	Pass
19326.839	-42.07	18.87	-13.0	-29.07	336.00	Vertical	Vertical	Pass

RSE-V&H WCDMA Band 2 CH9538

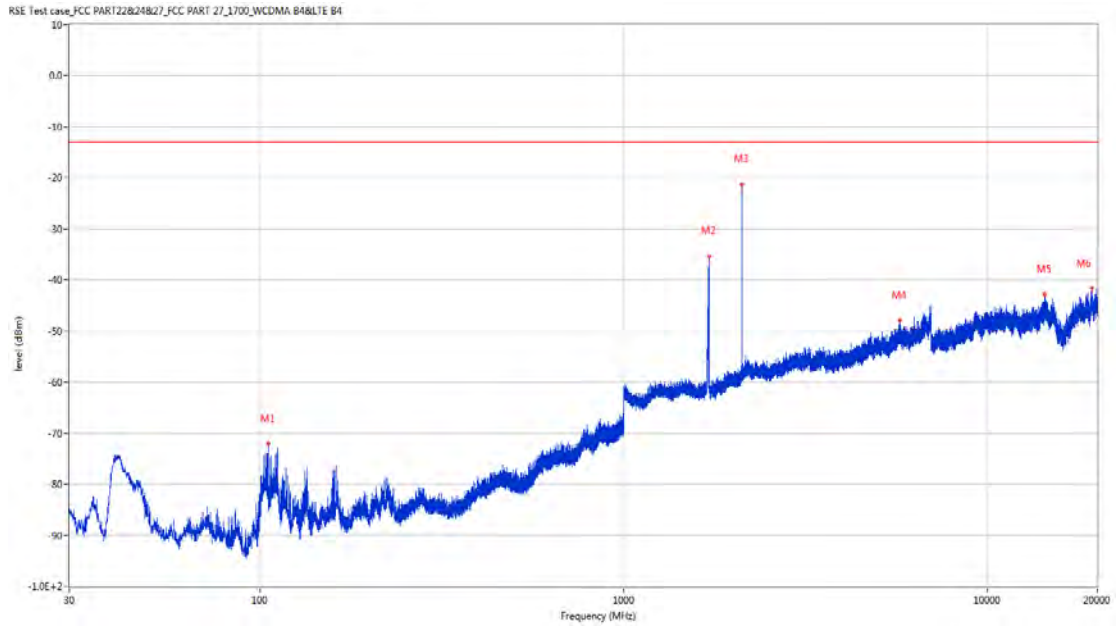


Frequency (MHz)	Result (dBm)	Factor (dB)	PK Limit (dBm)	Over Limit (dB)	Table (o)	ANT	EUT	Verdict
72.438	-69.03	-17.05	-13.0	-56.03	106.00	Vertical	Horizontal	Pass
1906.900	-52.78	-5.36	-13.0	-39.78	143.00	Vertical	Horizontal	N/A
1987.000	-40.18	-5.20	-13.0	-27.18	93.00	Vertical	Horizontal	N/A
3518.400	-52.64	2.41	-13.0	-39.64	288.00	Vertical	Horizontal	Pass
5726.200	-47.80	5.57	-13.0	-34.80	237.00	Vertical	Horizontal	Pass
19305.812	-40.78	18.81	-13.0	-27.78	127.00	Vertical	Horizontal	Pass

## 19 WCDMA Band 4

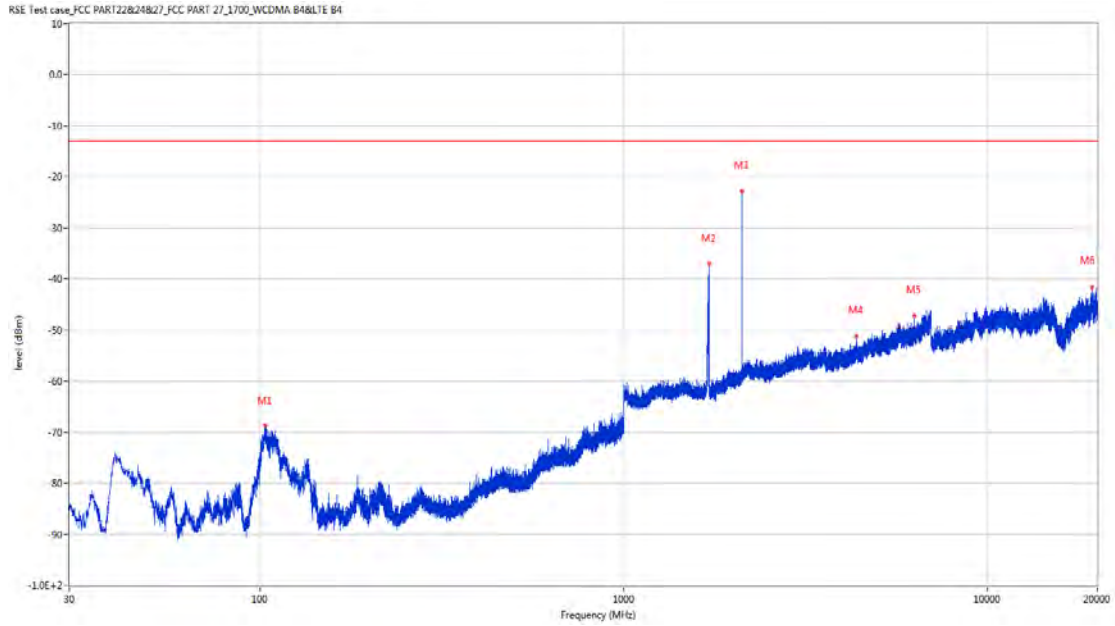
### 19.1 WCDMA Band 4 Low Channel

RSE-H&H WCDMA Band 4 CH1312



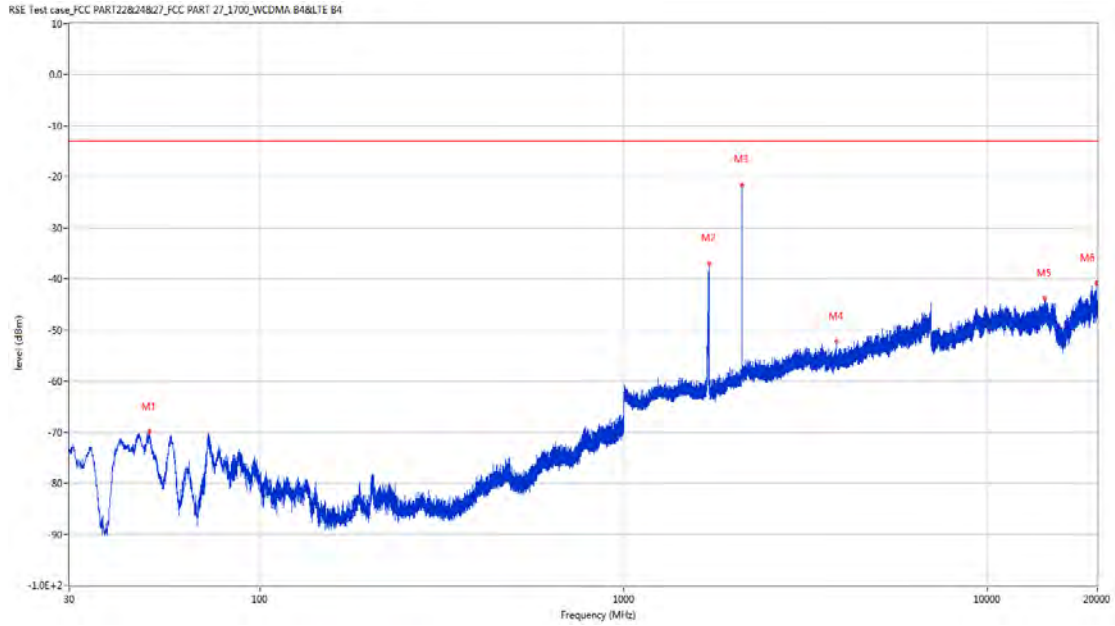
Frequency (MHz)	Result (dBm)	Factor (dB)	PK Limit (dBm)	Over Limit (dB)	Table (o)	ANT	EUT	Verdict
105.466	-72.01	-22.65	-13.0	-59.01	15.00	Horizontal	Horizontal	Pass
1713.500	-35.26	-5.53	-13.0	-22.26	179.00	Horizontal	Horizontal	N/A
2113.000	-21.19	-3.84	-13.0	-8.19	179.00	Horizontal	Horizontal	N/A
5735.800	-47.95	5.38	-13.0	-34.95	15.00	Horizontal	Horizontal	Pass
14370.013	-42.81	12.16	-13.0	-29.81	50.00	Horizontal	Horizontal	Pass
19355.838	-41.59	18.22	-13.0	-28.59	62.00	Horizontal	Horizontal	Pass

RSE-H&V WCDMA Band 4 CH1312



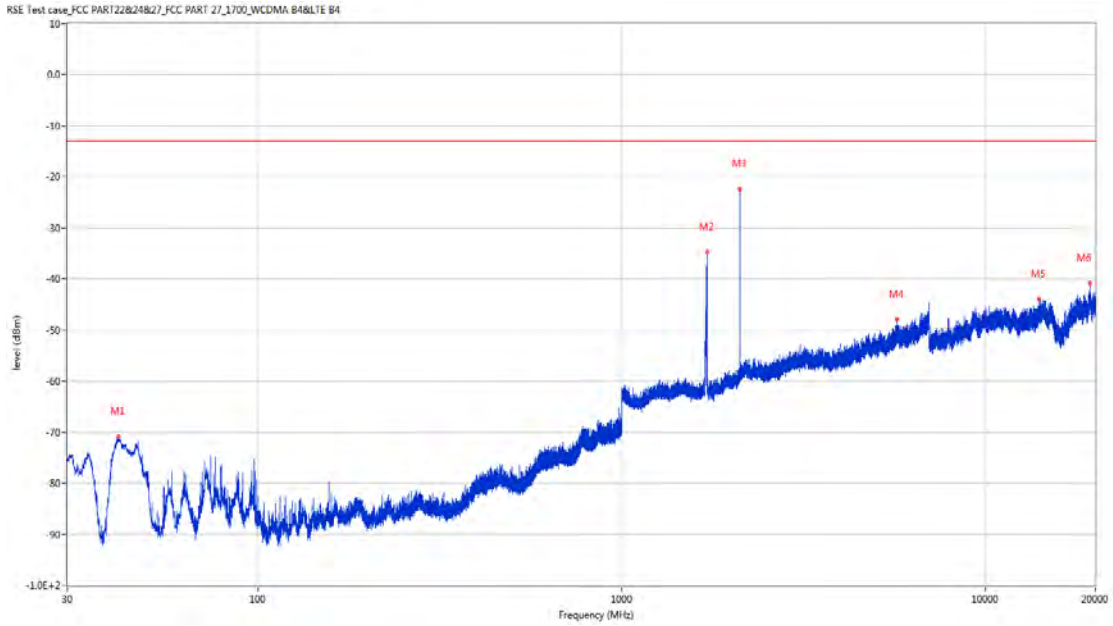
Frequency (MHz)	Result (dBm)	Factor (dB)	PK Limit (dBm)	Over Limit (dB)	Table (o)	ANT	EUT	Verdict
103.526	-68.79	-22.53	-13.0	-55.79	42.00	Horizontal	Vertical	Pass
1713.500	-36.99	-5.53	-13.0	-23.99	341.00	Horizontal	Vertical	N/A
2112.900	-22.69	-3.85	-13.0	-9.69	73.00	Horizontal	Vertical	N/A
4356.000	-51.26	3.75	-13.0	-38.26	360.00	Horizontal	Vertical	Pass
6281.200	-47.28	6.89	-13.0	-34.28	141.00	Horizontal	Vertical	Pass
19334.449	-41.65	18.83	-13.0	-28.65	304.00	Horizontal	Vertical	Pass

RSE-V&V WCDMA Band 4 CH1312



Frequency (MHz)	Result (dBm)	Factor (dB)	PK Limit (dBm)	Over Limit (dB)	Table (o)	ANT	EUT	Verdict
49.691	-69.87	-16.14	-13.0	-56.87	253.00	Vertical	Vertical	Pass
1713.700	-36.93	-5.53	-13.0	-23.93	360.00	Vertical	Vertical	N/A
2111.300	-21.64	-3.74	-13.0	-8.64	194.00	Vertical	Vertical	N/A
3838.800	-52.18	2.68	-13.0	-39.18	102.00	Vertical	Vertical	Pass
14337.750	-43.75	11.93	-13.0	-30.75	211.00	Vertical	Vertical	Pass
19876.387	-40.74	18.84	-13.0	-27.74	152.00	Vertical	Vertical	Pass

RSE-V&H WCDMA Band 4 CH1312

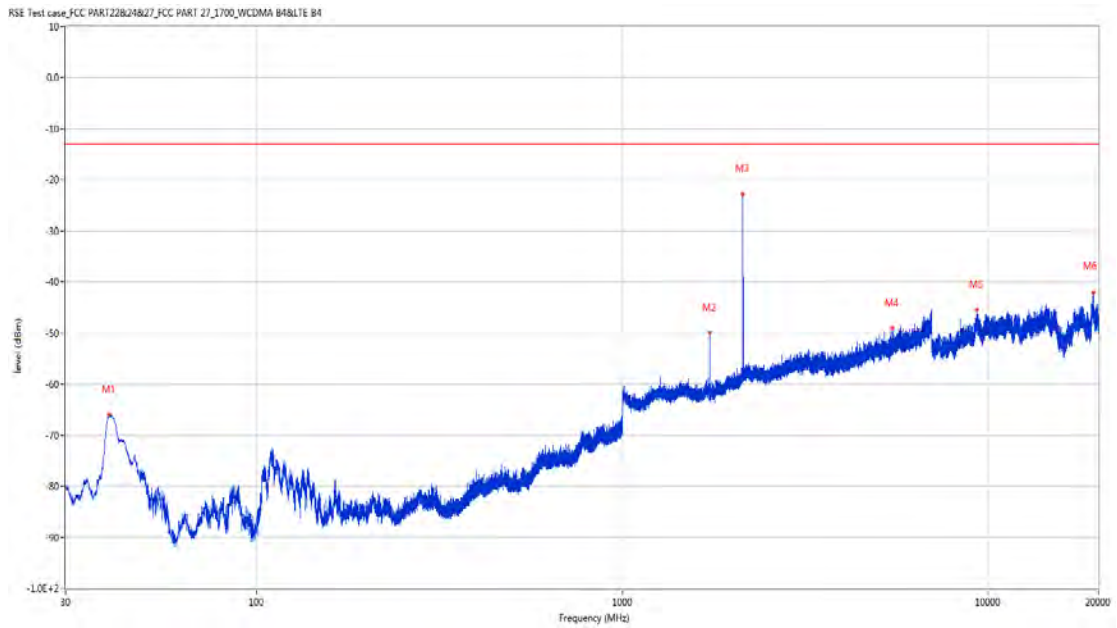


Frequency (MHz)	Result (dBm)	Factor (dB)	PK Limit (dBm)	Over Limit (dB)	Table (o)	ANT	EUT	Verdict
41.446	-70.82	-18.02	-13.0	-57.82	191.00	Vertical	Horizontal	Pass
1713.500	-34.72	-5.53	-13.0	-21.72	167.00	Vertical	Horizontal	N/A
2114.100	-22.36	-3.82	-13.0	-9.36	167.00	Vertical	Horizontal	N/A
5707.600	-47.91	5.51	-13.0	-34.91	125.00	Vertical	Horizontal	Pass
14018.750	-44.01	12.33	-13.0	-31.01	207.00	Vertical	Horizontal	Pass
19305.087	-40.72	18.80	-13.0	-27.72	94.00	Vertical	Horizontal	Pass



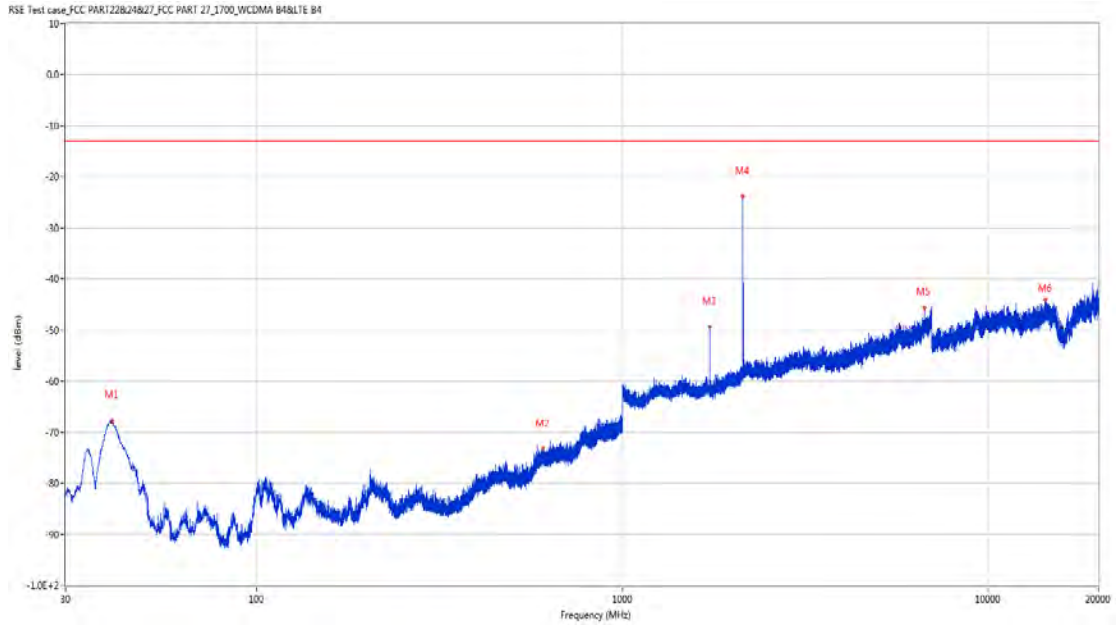
## 19.2 WCDMA Band 4 Middle Channel

RSE-H&H WCDMA Band 4 CH1412



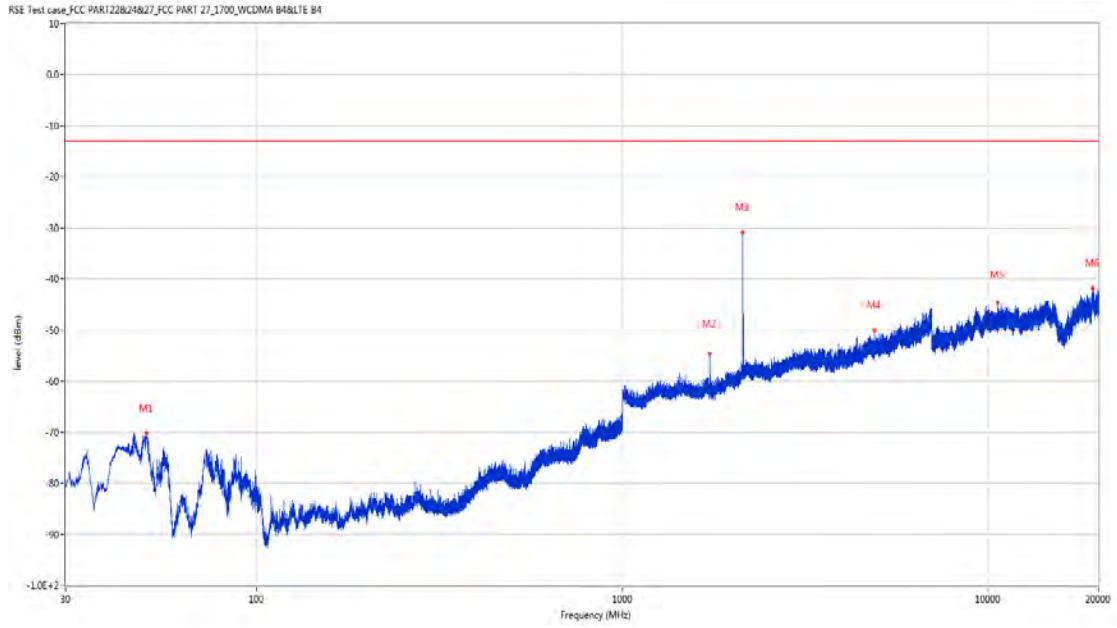
Frequency (MHz)	Result (dBm)	Factor (dB)	PK Limit (dBm)	Over Limit (dB)	Table (o)	ANT	EUT	Verdict
39.554	-65.89	-19.04	-13.0	-52.89	107.00	Horizontal	Horizontal	Pass
1733.300	-49.83	-5.68	-13.0	-36.83	116.00	Horizontal	Horizontal	N/A
2131.800	-22.77	-3.73	-13.0	-9.77	125.00	Horizontal	Horizontal	N/A
5456.000	-49.12	4.93	-13.0	-36.12	102.00	Horizontal	Horizontal	Pass
9296.838	-45.34	11.70	-13.0	-32.34	130.00	Horizontal	Horizontal	Pass
19344.964	-42.05	18.61	-13.0	-29.05	316.00	Horizontal	Horizontal	Pass

RSE-H&V WCDMA Band 4 CH1412



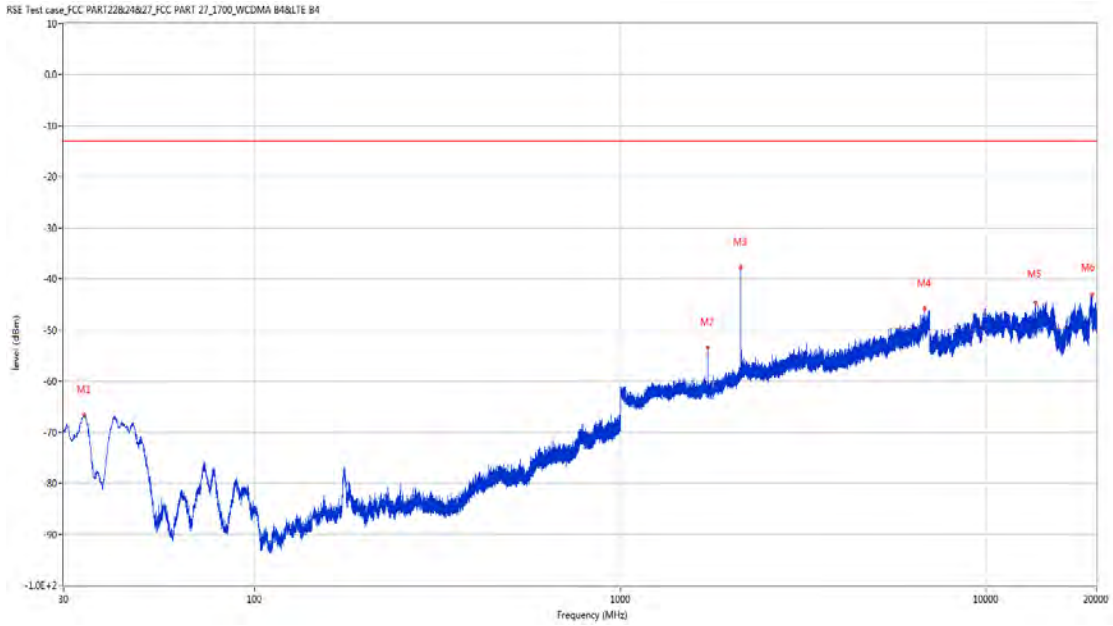
Frequency (MHz)	Result (dBm)	Factor (dB)	PK Limit (dBm)	Over Limit (dB)	Table (o)	ANT	EUT	Verdict
40.233	-67.82	-18.66	-13.0	-54.82	208.00	Horizontal	Vertical	Pass
606.083	-73.26	-3.83	-13.0	-60.26	269.00	Horizontal	Vertical	Pass
1733.500	-49.39	-5.68	-13.0	-36.39	346.00	Horizontal	Vertical	N/A
2131.400	-23.81	-3.74	-13.0	-10.81	190.00	Horizontal	Vertical	N/A
6680.400	-45.58	7.71	-13.0	-32.58	54.00	Horizontal	Vertical	Pass
14300.049	-44.10	12.59	-13.0	-31.10	39.00	Horizontal	Vertical	Pass

RSE-V&V WCDMA Band 4 CH1412



Frequency (MHz)	Result (dBm)	Factor (dB)	PK Limit (dBm)	Over Limit (dB)	Table (o)	ANT	EUT	Verdict
49.934	-70.17	-16.02	-13.0	-57.17	288.00	Vertical	Vertical	Pass
1733.500	-54.67	-5.68	-13.0	-41.67	307.00	Vertical	Vertical	N/A
2131.500	-30.87	-3.73	-13.0	-17.87	184.00	Vertical	Vertical	N/A
4886.600	-50.04	3.79	-13.0	-37.04	0.00	Vertical	Vertical	Pass
10614.450	-44.66	10.26	-13.0	-31.66	201.00	Vertical	Vertical	Pass
19310.524	-41.76	18.85	-13.0	-28.76	298.00	Vertical	Vertical	Pass

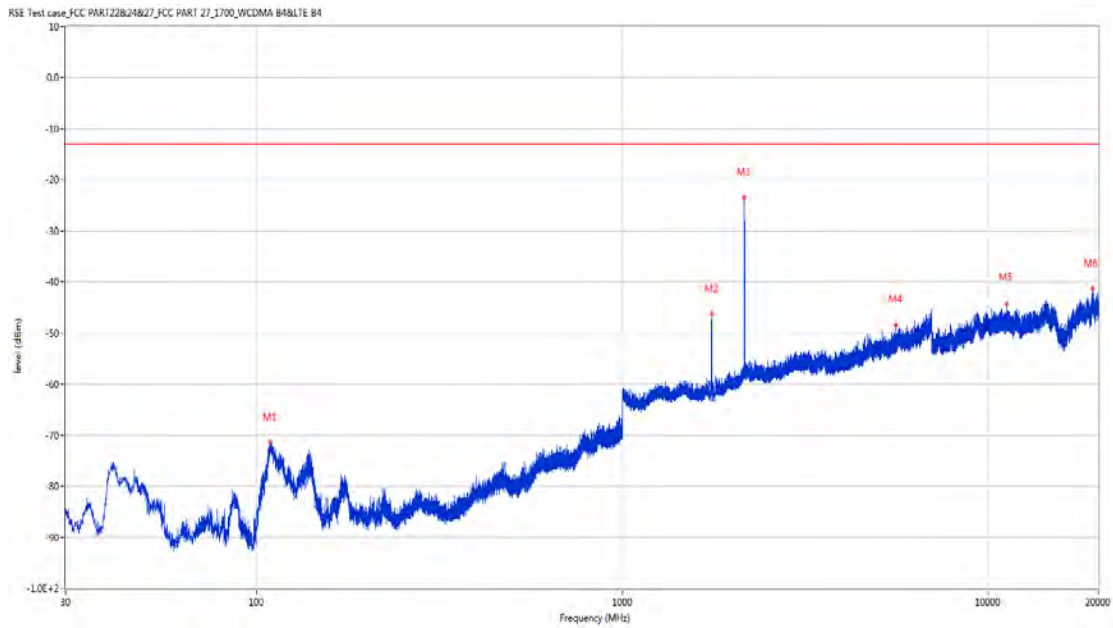
RSE-V&H WCDMA Band 4 CH1412



Frequency (MHz)	Result (dBm)	Factor (dB)	PK Limit (dBm)	Over Limit (dB)	Table (o)	ANT	EUT	Verdict
34.171	-66.64	-19.18	-13.0	-53.64	340.00	Vertical	Horizontal	Pass
1733.600	-53.35	-5.69	-13.0	-40.35	311.00	Vertical	Horizontal	N/A
2131.000	-37.64	-3.78	-13.0	-24.64	59.00	Vertical	Horizontal	N/A
6790.000	-45.77	8.05	-13.0	-32.77	144.00	Vertical	Horizontal	Pass
13648.275	-44.65	12.19	-13.0	-31.65	240.00	Vertical	Horizontal	Pass
19451.900	-43.14	17.02	-13.0	-30.14	230.00	Vertical	Horizontal	Pass

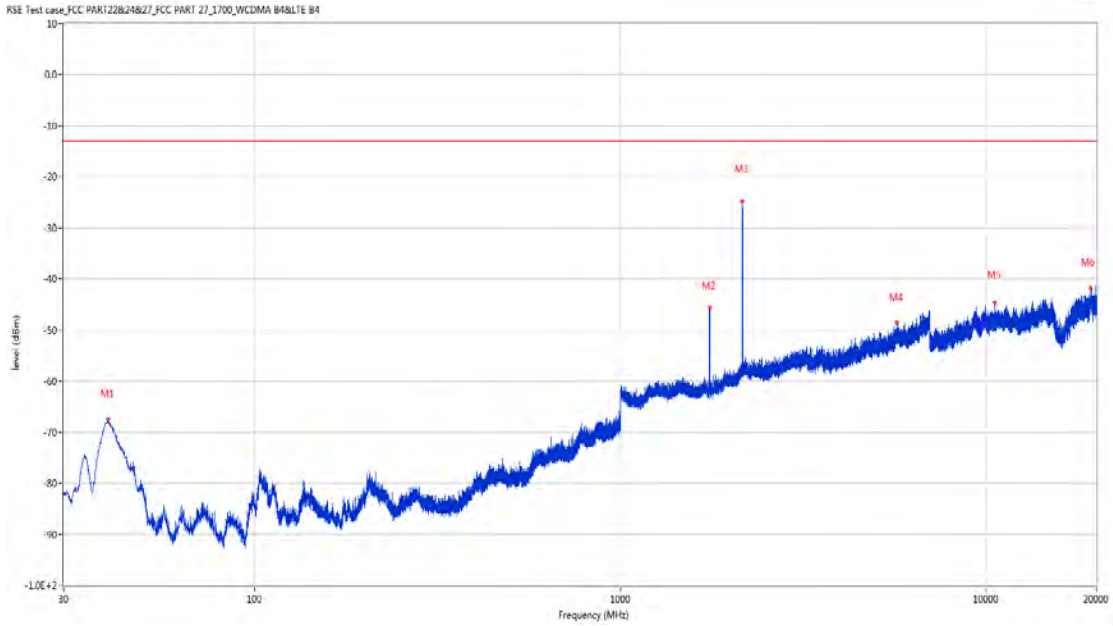
### 19.3 WCDMA Band 4 High Channel

RSE-H&H WCDMA Band 4 CH1513



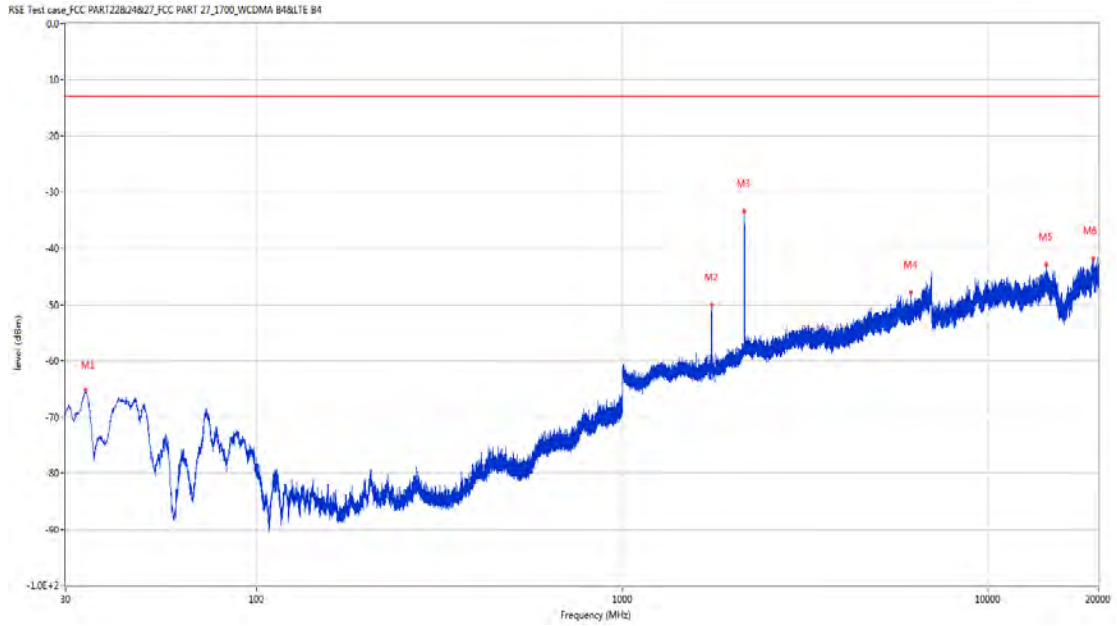
Frequency (MHz)	Result (dBm)	Factor (dB)	PK Limit (dBm)	Over Limit (dB)	Table (o)	ANT	EUT	Verdict
108.910	-71.40	-22.70	-13.0	-58.40	192.00	Horizontal	Horizontal	Pass
1751.200	-46.27	-5.82	-13.0	-33.27	338.00	Horizontal	Horizontal	N/A
2152.600	-23.48	-3.12	-13.0	-10.48	125.00	Horizontal	Horizontal	N/A
5593.800	-48.45	5.00	-13.0	-35.45	286.00	Horizontal	Horizontal	Pass
11247.237	-44.32	11.88	-13.0	-31.32	194.00	Horizontal	Horizontal	Pass
19323.214	-41.27	18.90	-13.0	-28.27	194.00	Horizontal	Horizontal	Pass

RSE-H&V WCDMA Band 4 CH1513



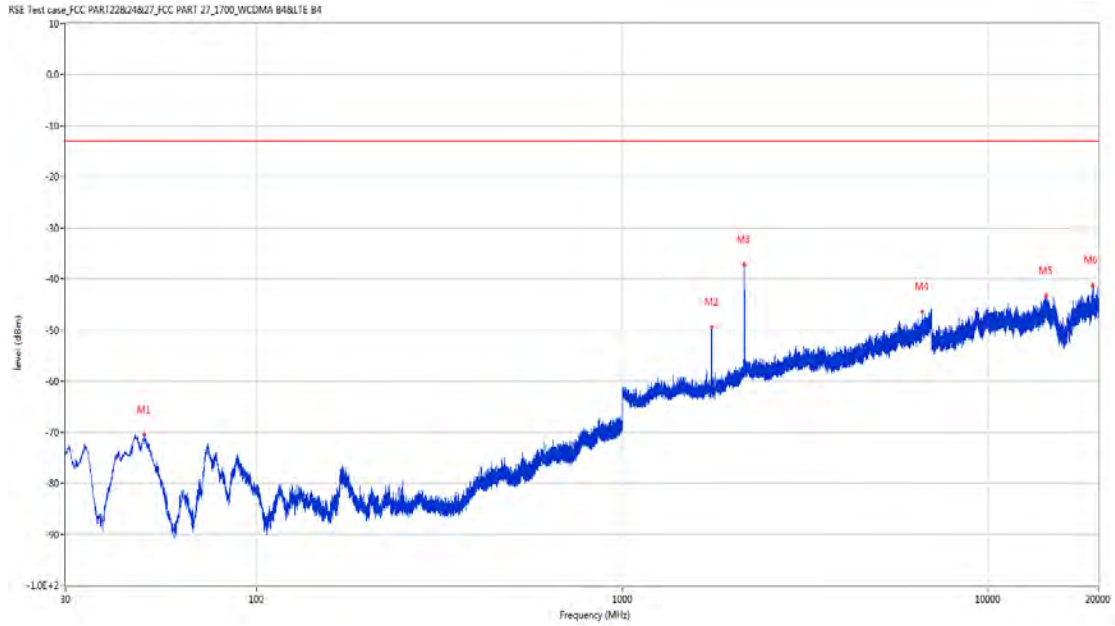
Frequency (MHz)	Result (dBm)	Factor (dB)	PK Limit (dBm)	Over Limit (dB)	Table (o)	ANT	EUT	Verdict
39.603	-67.48	-19.02	-13.0	-54.48	184.00	Horizontal	Vertical	Pass
1751.300	-45.65	-5.82	-13.0	-32.65	357.00	Horizontal	Vertical	N/A
2152.900	-24.74	-3.10	-13.0	-11.74	190.00	Horizontal	Vertical	N/A
5698.200	-48.56	5.72	-13.0	-35.56	102.00	Horizontal	Vertical	Pass
10536.537	-44.52	11.21	-13.0	-31.52	248.00	Horizontal	Vertical	Pass
19323.937	-41.70	18.89	-13.0	-28.70	92.00	Horizontal	Vertical	Pass

RSE-V&V WCDMA Band 4 CH1513



Frequency (MHz)	Result (dBm)	Factor (dB)	PK Limit (dBm)	Over Limit (dB)	Table (o)	ANT	EUT	Verdict
33.977	-65.31	-19.23	-13.0	-52.31	6.00	Vertical	Vertical	Pass
1751.300	-50.10	-5.82	-13.0	-37.10	132.00	Vertical	Vertical	N/A
2153.600	-33.40	-3.07	-13.0	-20.40	105.00	Vertical	Vertical	N/A
6148.600	-47.80	5.40	-13.0	-34.80	308.00	Vertical	Vertical	Pass
14375.812	-42.83	12.41	-13.0	-29.83	49.00	Vertical	Vertical	Pass
19335.537	-41.80	18.82	-13.0	-28.80	286.00	Vertical	Vertical	Pass

RSE-V&H WCDMA Band 4 CH1513



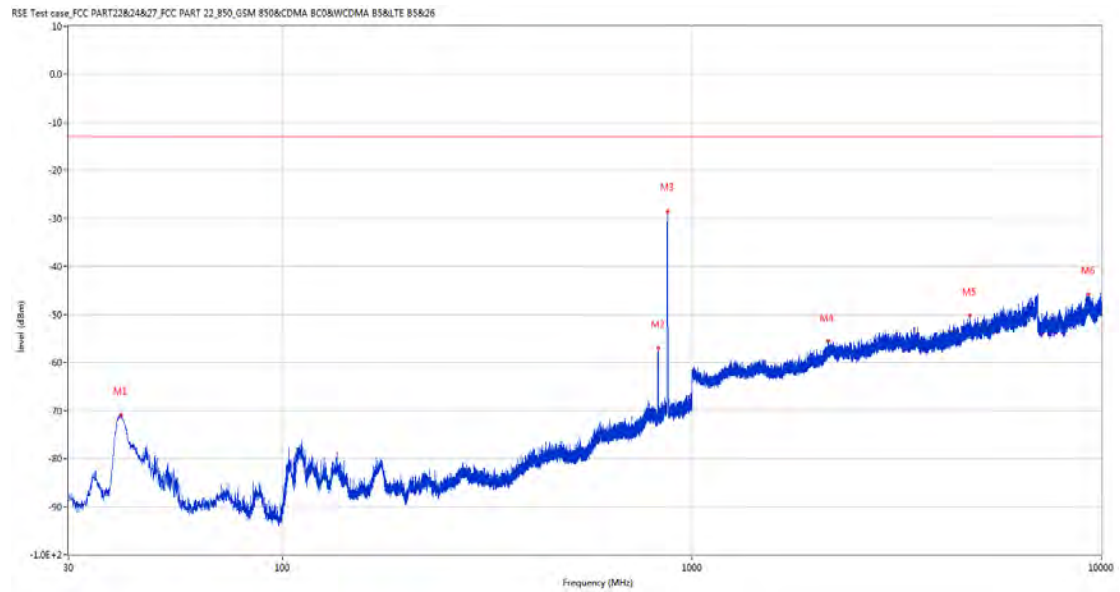
Frequency (MHz)	Result (dBm)	Factor (dB)	PK Limit (dBm)	Over Limit (dB)	Table (o)	ANT	EUT	Verdict
49.303	-70.61	-16.33	-13.0	-57.61	308.00	Vertical	Horizontal	Pass
1751.200	-49.35	-5.82	-13.0	-36.35	306.00	Vertical	Horizontal	N/A
2151.500	-37.16	-3.19	-13.0	-24.16	100.00	Vertical	Horizontal	N/A
6603.200	-46.38	7.66	-13.0	-33.38	45.00	Vertical	Horizontal	Pass
14379.076	-43.34	12.56	-13.0	-30.34	331.00	Vertical	Horizontal	Pass
19278.262	-41.28	17.87	-13.0	-28.28	31.00	Vertical	Horizontal	Pass



## 20 WCDMA Band 5

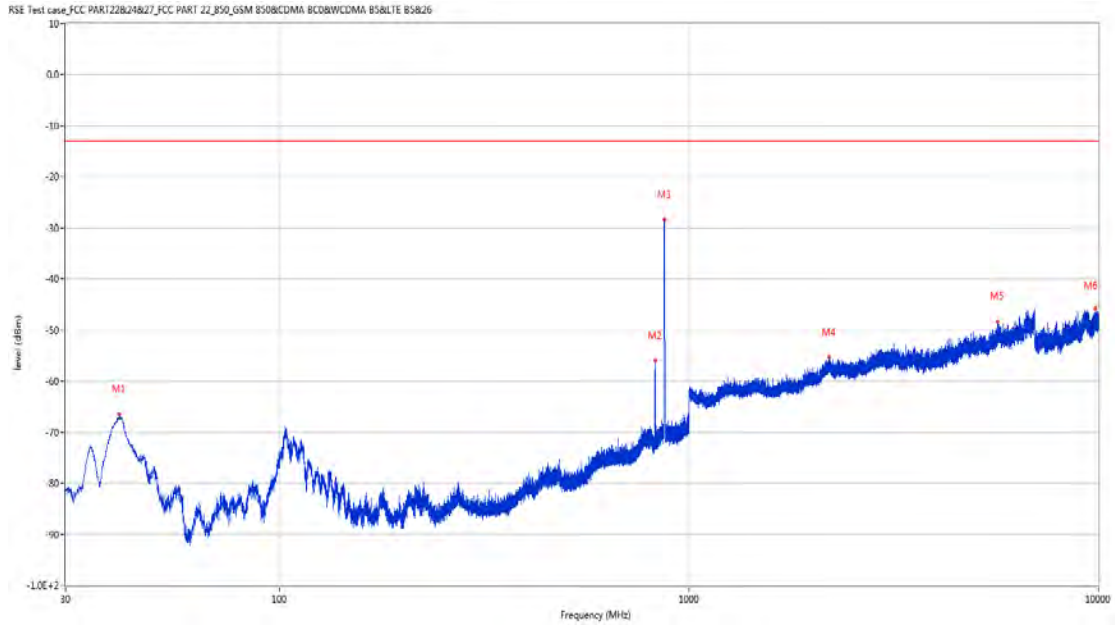
### 20.1 WCDMA Band 5 Low Channel

RSE-H&H WCDMA Band 5 CH4132



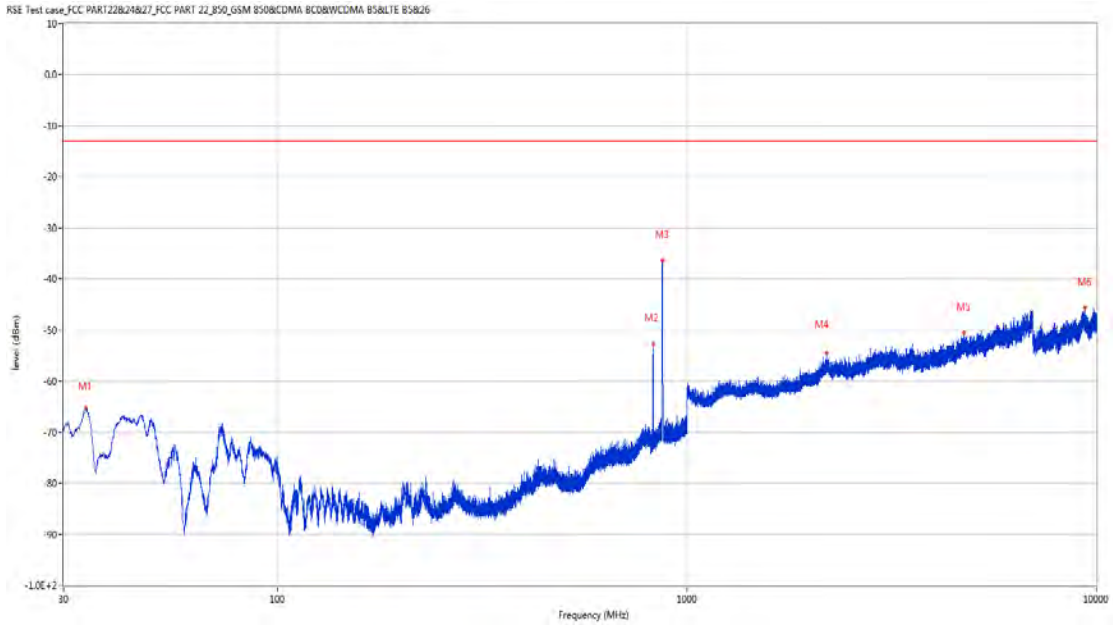
Frequency (MHz)	Result (dBm)	Factor (dB)	PK Limit (dBm)	Over Limit (dB)	Table (o)	ANT	EUT	Verdict
40.185	-70.81	-18.74	-13.0	-57.81	120.00	Horizontal	Horizontal	Pass
826.467	-57.05	0.67	-13.0	-44.05	77.00	Horizontal	Horizontal	N/A
871.330	-28.49	1.77	-13.0	-15.49	203.00	Horizontal	Horizontal	N/A
2146.200	-55.50	-3.03	-13.0	-42.50	73.00	Horizontal	Horizontal	Pass
4764.200	-50.26	4.13	-13.0	-37.26	280.00	Horizontal	Horizontal	Pass
9283.151	-45.78	11.37	-13.0	-32.78	341.00	Horizontal	Horizontal	Pass

RSE-H&V WCDMA Band 5 CH4132



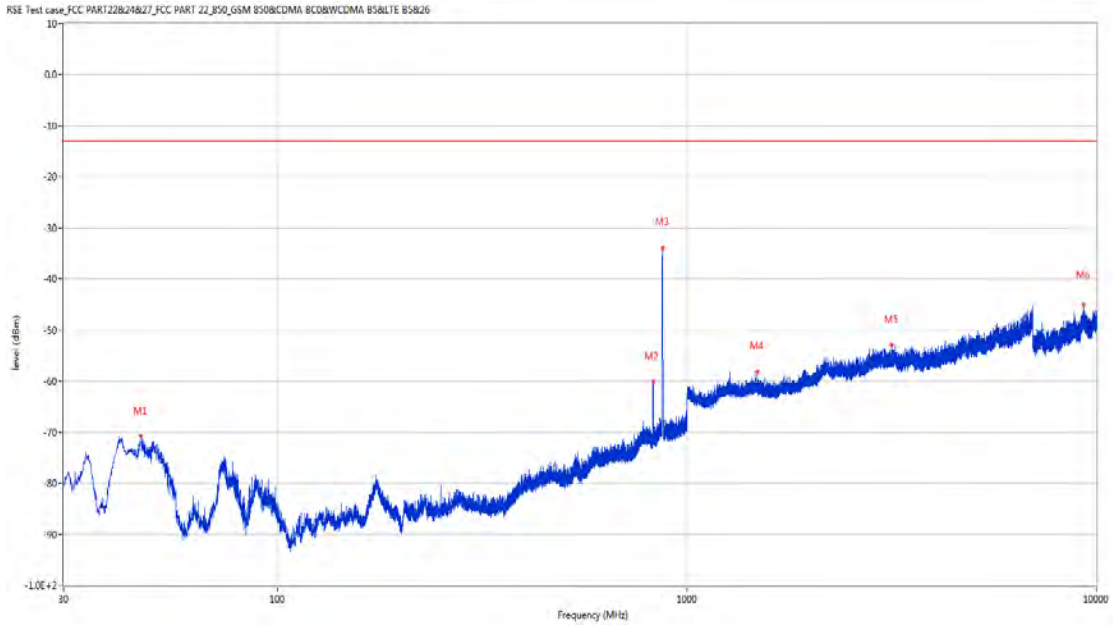
Frequency (MHz)	Result (dBm)	Factor (dB)	PK Limit (dBm)	Over Limit (dB)	Table (o)	ANT	EUT	Verdict
40.573	-66.50	-18.45	-13.0	-53.50	149.00	Horizontal	Vertical	Pass
826.467	-56.07	0.67	-13.0	-43.07	360.00	Horizontal	Vertical	N/A
872.009	-28.34	1.77	-13.0	-15.34	246.00	Horizontal	Vertical	N/A
2199.900	-55.39	-2.71	-13.0	-42.39	84.00	Horizontal	Vertical	Pass
5677.200	-48.34	5.92	-13.0	-35.34	92.00	Horizontal	Vertical	Pass
9852.250	-45.81	11.50	-13.0	-32.81	355.00	Horizontal	Vertical	Pass

RSE-V&V WCDMA Band 5 CH4132



Frequency (MHz)	Result (dBm)	Factor (dB)	PK Limit (dBm)	Over Limit (dB)	Table (o)	ANT	EUT	Verdict
33.928	-65.28	-19.18	-13.0	-52.28	204.00	Vertical	Vertical	Pass
826.661	-52.68	0.67	-13.0	-39.68	160.00	Vertical	Vertical	N/A
872.057	-36.26	1.77	-13.0	-23.26	50.00	Vertical	Vertical	N/A
2196.000	-54.48	-2.59	-13.0	-41.48	261.00	Vertical	Vertical	Pass
4753.200	-50.60	4.11	-13.0	-37.60	33.00	Vertical	Vertical	Pass
9384.849	-45.64	11.40	-13.0	-32.64	223.00	Vertical	Vertical	Pass

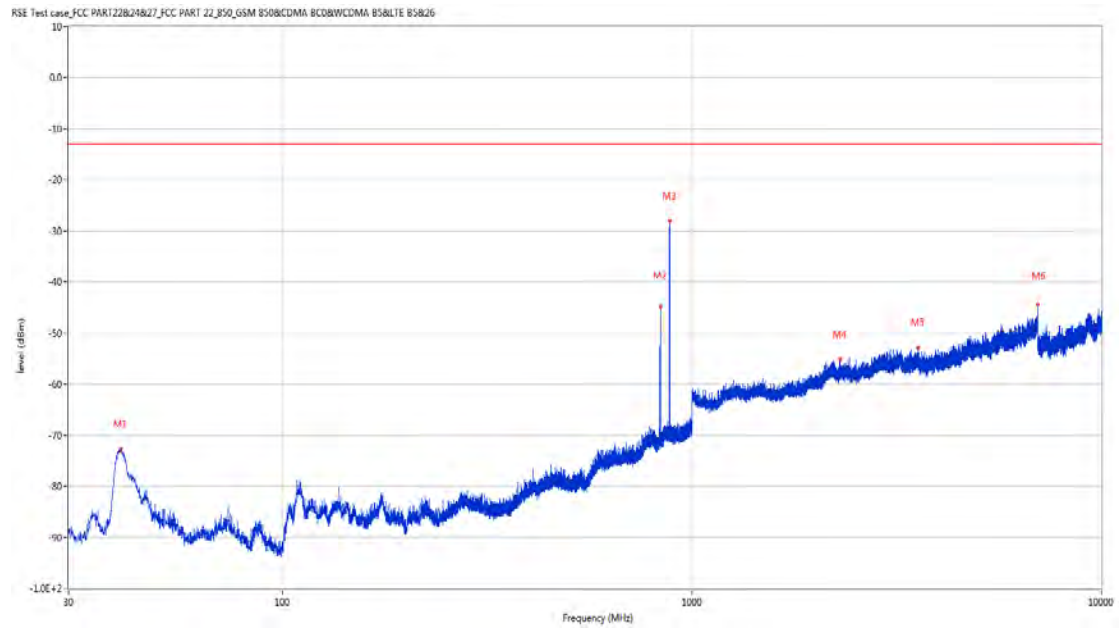
RSE-V&H WCDMA Band 5 CH4132



Frequency (MHz)	Result (dBm)	Factor (dB)	PK Limit (dBm)	Over Limit (dB)	Table (o)	ANT	EUT	Verdict
46.296	-70.76	-18.03	-13.0	-57.76	244.00	Vertical	Horizontal	Pass
826.516	-60.09	0.67	-13.0	-47.09	62.00	Vertical	Horizontal	N/A
871.620	-33.97	1.77	-13.0	-20.97	204.00	Vertical	Horizontal	N/A
1480.600	-58.21	-6.42	-13.0	-45.21	154.00	Vertical	Horizontal	Pass
3163.600	-52.90	1.81	-13.0	-39.90	4.00	Vertical	Horizontal	Pass
9316.600	-45.13	11.70	-13.0	-32.13	23.00	Vertical	Horizontal	Pass

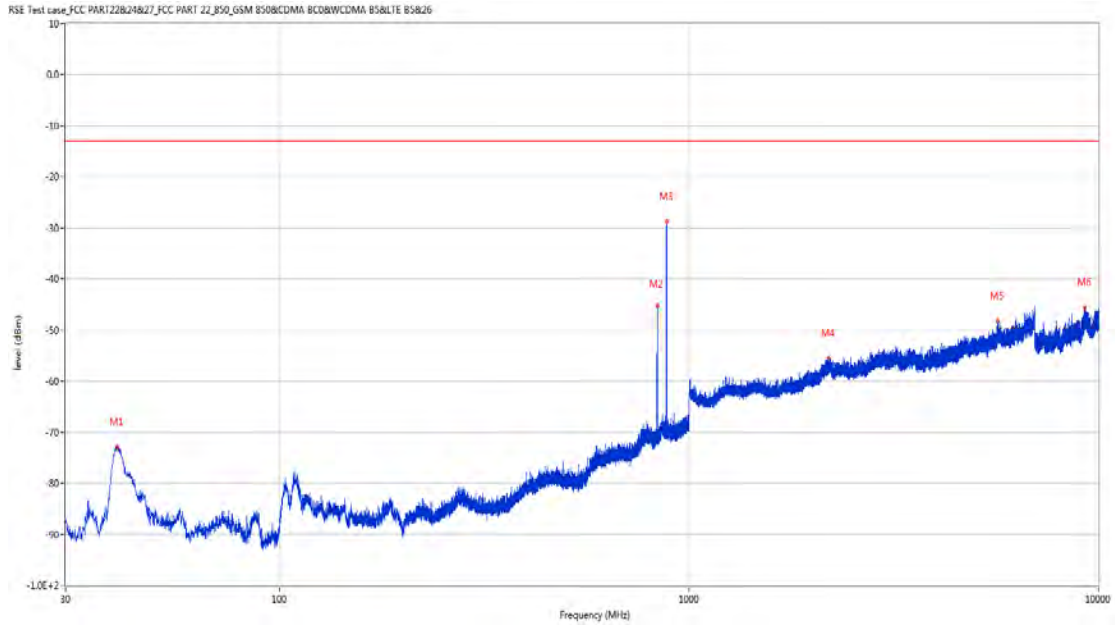
## 20.2 WCDMA Band 5 Middle Channel

RSE-H&H WCDMA Band 5 CH4182



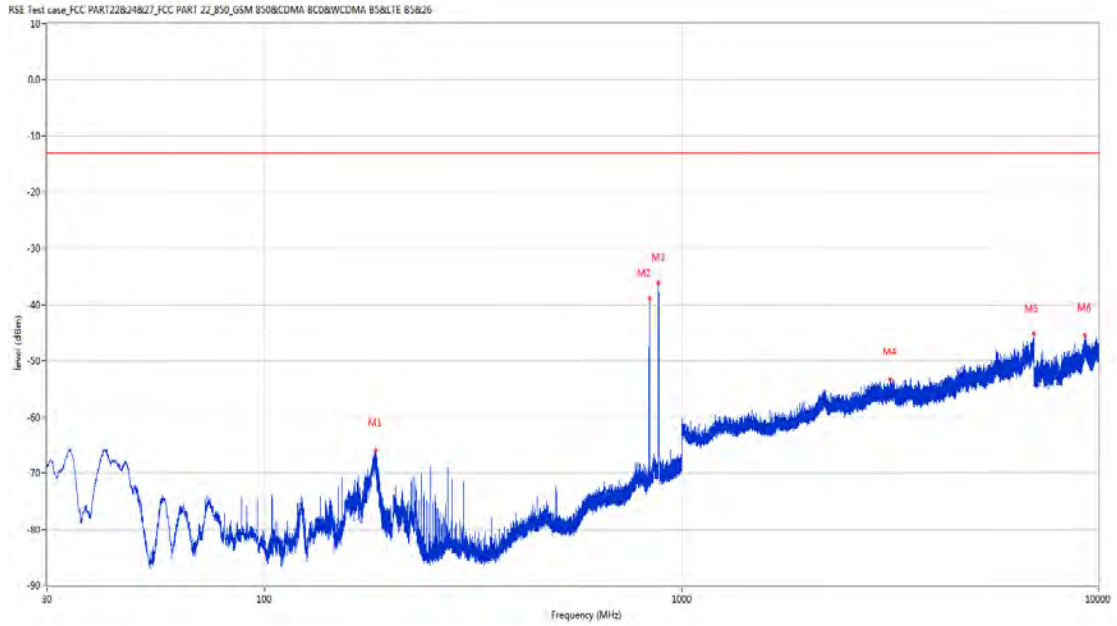
Frequency (MHz)	Result (dBm)	Factor (dB)	PK Limit (dBm)	Over Limit (dB)	Table (o)	ANT	EUT	Verdict
40.233	-72.78	-18.70	-13.0	-59.78	105.00	Horizontal	Horizontal	Pass
836.506	-44.70	0.93	-13.0	-31.70	73.00	Horizontal	Horizontal	N/A
882.484	-28.13	1.72	-13.0	-15.13	199.00	Horizontal	Horizontal	N/A
2297.400	-55.15	-3.09	-13.0	-42.15	237.00	Horizontal	Horizontal	Pass
3565.000	-52.92	2.03	-13.0	-39.92	150.00	Horizontal	Horizontal	Pass
6999.000	-44.35	9.77	-13.0	-31.35	24.00	Horizontal	Horizontal	Pass

RSE-H&V WCDMA Band 5 CH4182



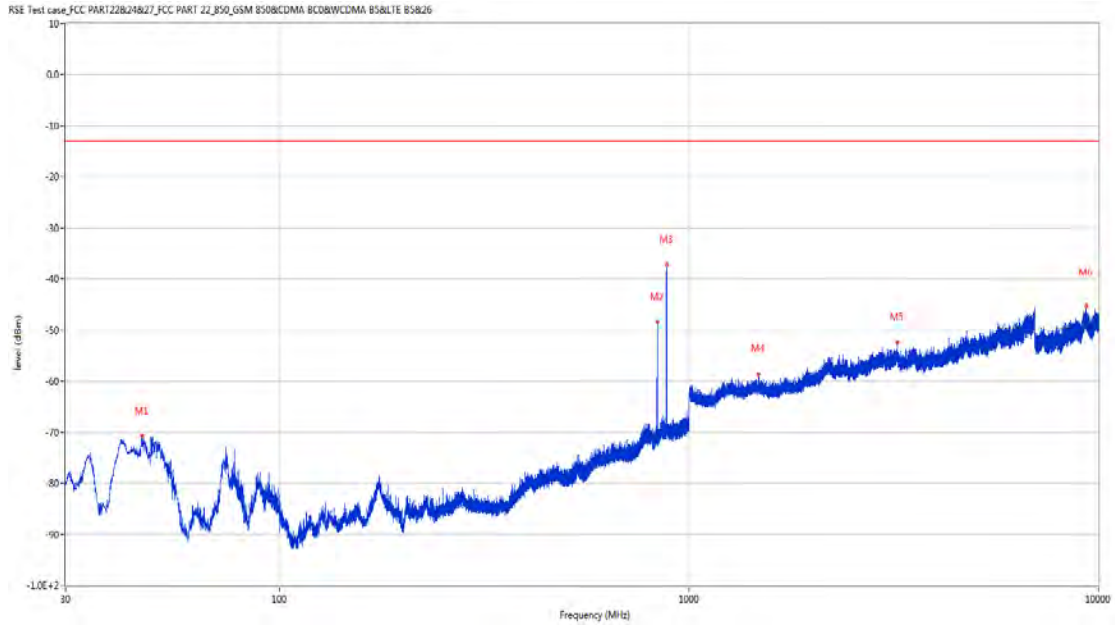
Frequency (MHz)	Result (dBm)	Factor (dB)	PK Limit (dBm)	Over Limit (dB)	Table (o)	ANT	EUT	Verdict
40.039	-72.85	-18.85	-13.0	-59.85	168.00	Horizontal	Vertical	Pass
836.652	-45.22	0.93	-13.0	-32.22	62.00	Horizontal	Vertical	N/A
882.193	-28.72	1.72	-13.0	-15.72	187.00	Horizontal	Vertical	N/A
2195.700	-55.46	-2.61	-13.0	-42.46	171.00	Horizontal	Vertical	Pass
5679.200	-48.27	5.99	-13.0	-35.27	148.00	Horizontal	Vertical	Pass
9262.900	-45.53	11.16	-13.0	-32.53	130.00	Horizontal	Vertical	Pass

RSE-V&V WCDMA Band 5 CH4182



Frequency (MHz)	Result (dBm)	Factor (dB)	PK Limit (dBm)	Over Limit (dB)	Table (o)	ANT	EUT	Verdict
184.376	-65.87	-15.65	-13.0	-52.87	356.00	Vertical	Vertical	Pass
836.700	-38.91	0.93	-13.0	-25.91	163.00	Vertical	Vertical	N/A
879.623	-36.24	1.68	-13.0	-23.24	198.00	Vertical	Vertical	N/A
3164.600	-53.27	1.89	-13.0	-40.27	239.00	Vertical	Vertical	Pass
6994.000	-45.24	9.77	-13.0	-32.24	212.00	Vertical	Vertical	Pass
9273.700	-45.53	11.24	-13.0	-32.53	179.00	Vertical	Vertical	Pass

RSE-V&H WCDMA Band 5 CH4182

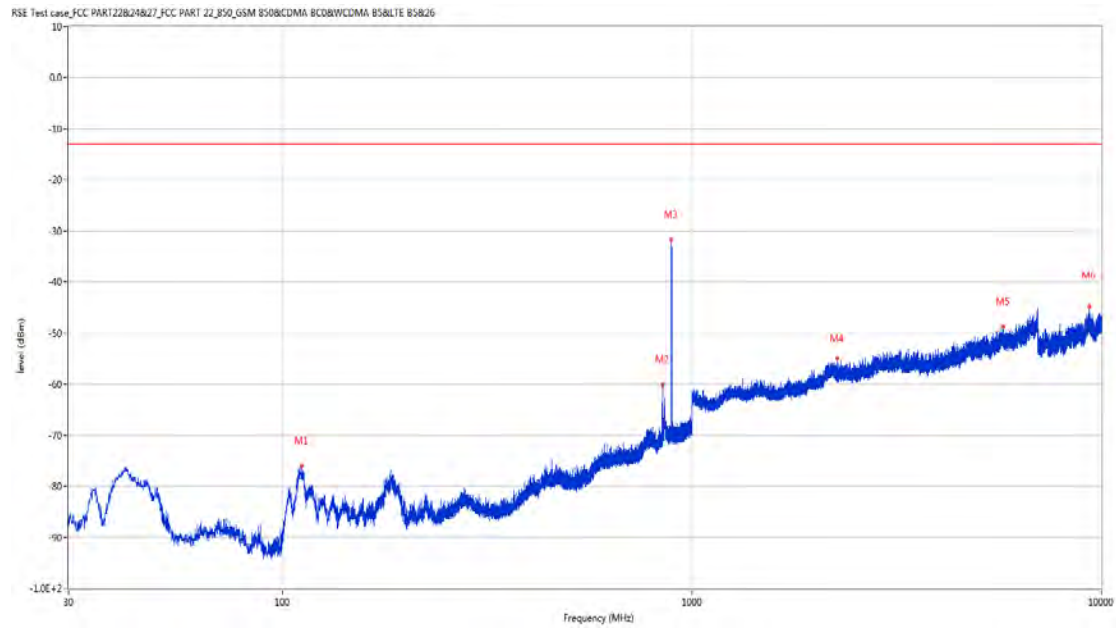


Frequency (MHz)	Result (dBm)	Factor (dB)	PK Limit (dBm)	Over Limit (dB)	Table (o)	ANT	EUT	Verdict
46.151	-70.80	-18.13	-13.0	-57.80	360.00	Vertical	Horizontal	Pass
836.604	-48.44	0.93	-13.0	-35.44	77.00	Vertical	Horizontal	N/A
881.417	-37.22	1.71	-13.0	-24.22	216.00	Vertical	Horizontal	N/A
1480.300	-58.69	-6.43	-13.0	-45.69	69.00	Vertical	Horizontal	Pass
3231.000	-52.37	2.36	-13.0	-39.37	183.00	Vertical	Horizontal	Pass
9336.401	-45.22	11.18	-13.0	-32.22	69.00	Vertical	Horizontal	Pass



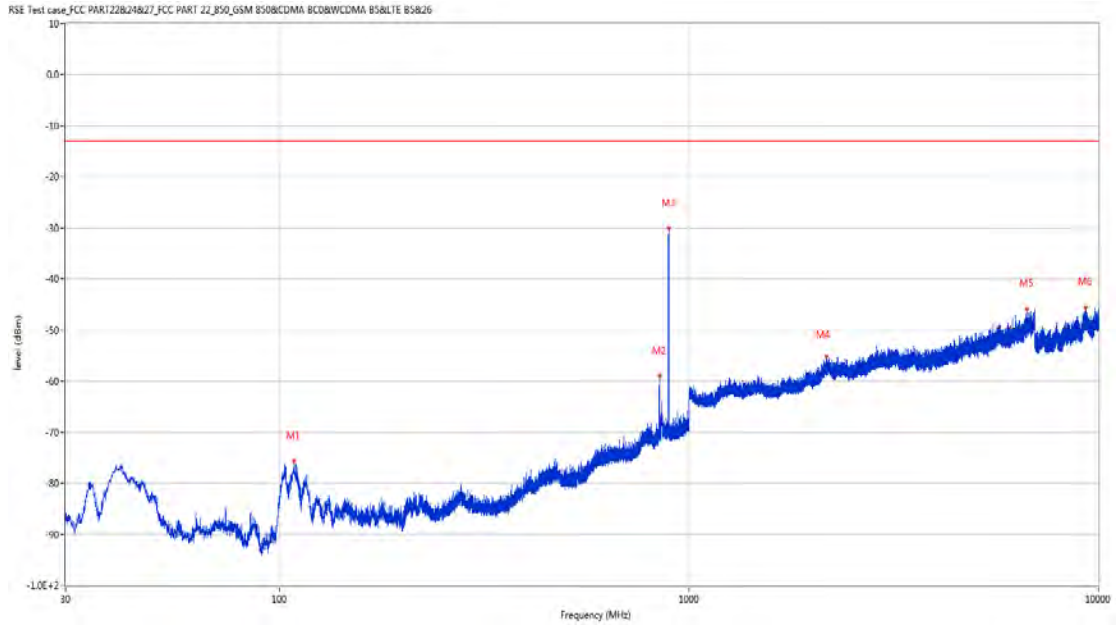
## 20.3 WCDMA Band 5 High Channel

RSE-H&H WCDMA Band 5 CH4233



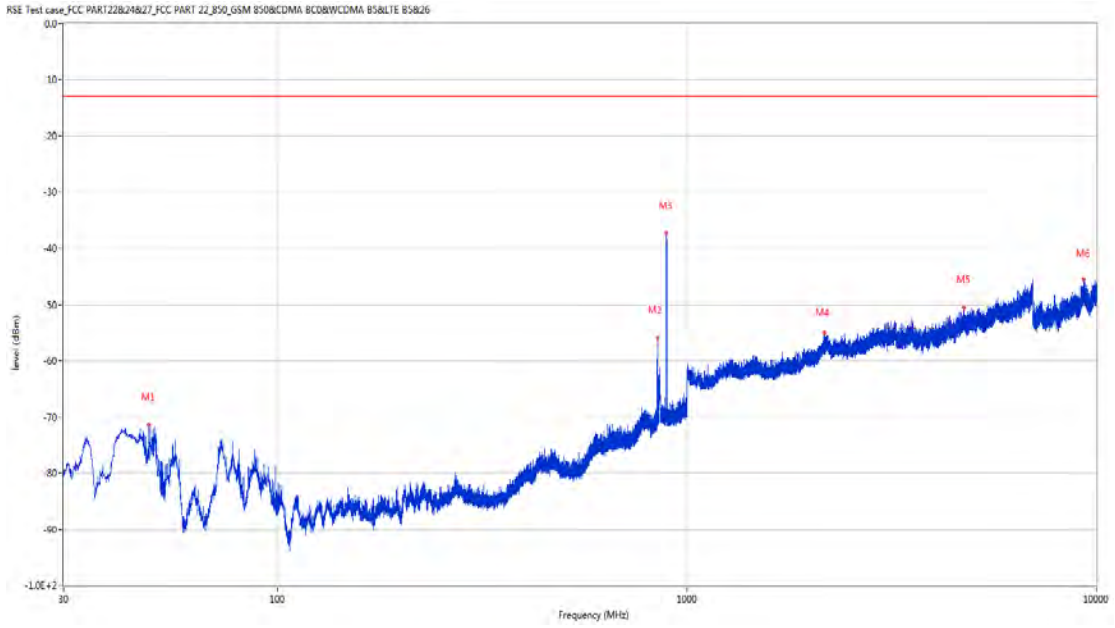
Frequency (MHz)	Result (dBm)	Factor (dB)	PK Limit (dBm)	Over Limit (dB)	Table (o)	ANT	EUT	Verdict
111.383	-76.06	-22.34	-13.0	-63.06	32.00	Horizontal	Horizontal	Pass
847.080	-60.12	1.47	-13.0	-47.12	64.00	Horizontal	Horizontal	N/A
890.244	-31.72	1.77	-13.0	-18.72	251.00	Horizontal	Horizontal	N/A
2264.300	-55.09	-3.39	-13.0	-42.09	33.00	Horizontal	Horizontal	Pass
5766.000	-48.77	5.58	-13.0	-35.77	73.00	Horizontal	Horizontal	Pass
9338.951	-44.76	11.10	-13.0	-31.76	284.00	Horizontal	Horizontal	Pass

RSE-H&V WCDMA Band 5 CH4233



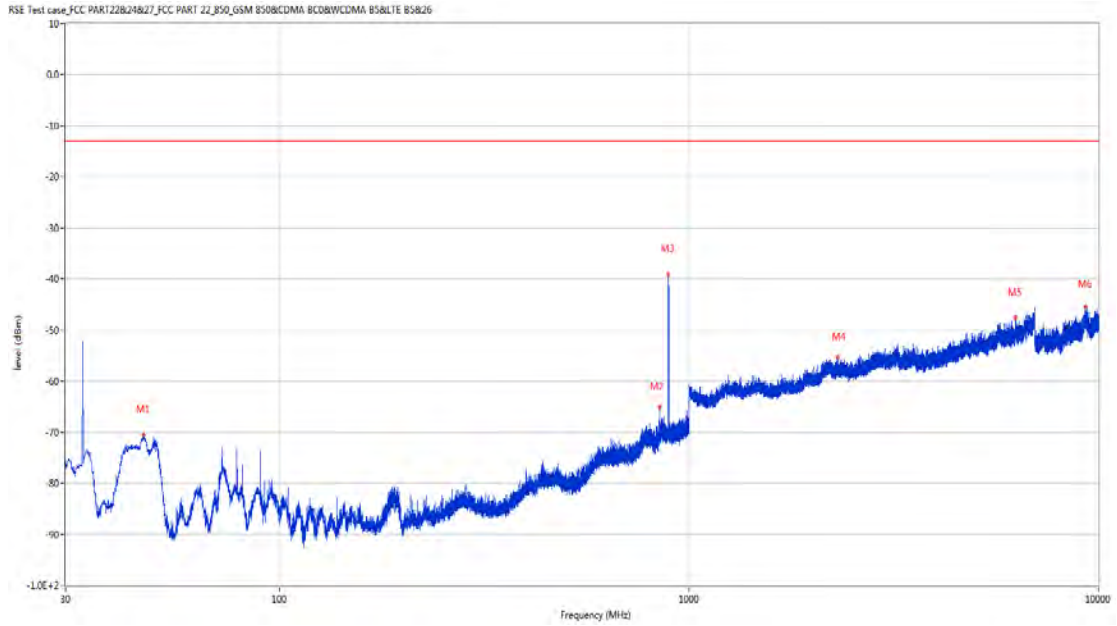
Frequency (MHz)	Result (dBm)	Factor (dB)	PK Limit (dBm)	Over Limit (dB)	Table (o)	ANT	EUT	Verdict
108.521	-75.61	-22.68	-13.0	-62.61	45.00	Horizontal	Vertical	Pass
846.886	-58.97	1.46	-13.0	-45.97	10.00	Horizontal	Vertical	N/A
892.815	-29.97	1.72	-13.0	-16.97	258.00	Horizontal	Vertical	N/A
2170.000	-55.22	-2.53	-13.0	-42.22	332.00	Horizontal	Vertical	Pass
6686.200	-45.97	7.78	-13.0	-32.97	7.00	Horizontal	Vertical	Pass
9288.549	-45.61	11.50	-13.0	-32.61	123.00	Horizontal	Vertical	Pass

RSE-V&V WCDMA Band 5 CH4233



Frequency (MHz)	Result (dBm)	Factor (dB)	PK Limit (dBm)	Over Limit (dB)	Table (o)	ANT	EUT	Verdict
48.430	-71.43	-16.70	-13.0	-58.43	55.00	Vertical	Vertical	Pass
847.031	-55.90	1.47	-13.0	-42.90	142.00	Vertical	Vertical	N/A
890.148	-37.36	1.79	-13.0	-24.36	55.00	Vertical	Vertical	N/A
2168.800	-55.05	-2.62	-13.0	-42.05	174.00	Vertical	Vertical	Pass
4747.200	-50.60	4.14	-13.0	-37.60	102.00	Vertical	Vertical	Pass
9292.450	-45.51	11.60	-13.0	-32.51	138.00	Vertical	Vertical	Pass

RSE-V&H WCDMA Band 5 CH4233



Frequency (MHz)	Result (dBm)	Factor (dB)	PK Limit (dBm)	Over Limit (dB)	Table (o)	ANT	EUT	Verdict
46.587	-70.54	-17.84	-13.0	-57.54	281.00	Vertical	Horizontal	Pass
846.789	-65.07	1.45	-13.0	-52.07	82.00	Vertical	Horizontal	N/A
890.148	-39.05	1.79	-13.0	-26.05	165.00	Vertical	Horizontal	N/A
2307.800	-55.40	-2.32	-13.0	-42.40	312.00	Vertical	Horizontal	Pass
6268.600	-47.55	6.46	-13.0	-34.55	261.00	Vertical	Horizontal	Pass
9293.500	-45.34	11.62	-13.0	-32.34	17.00	Vertical	Horizontal	Pass

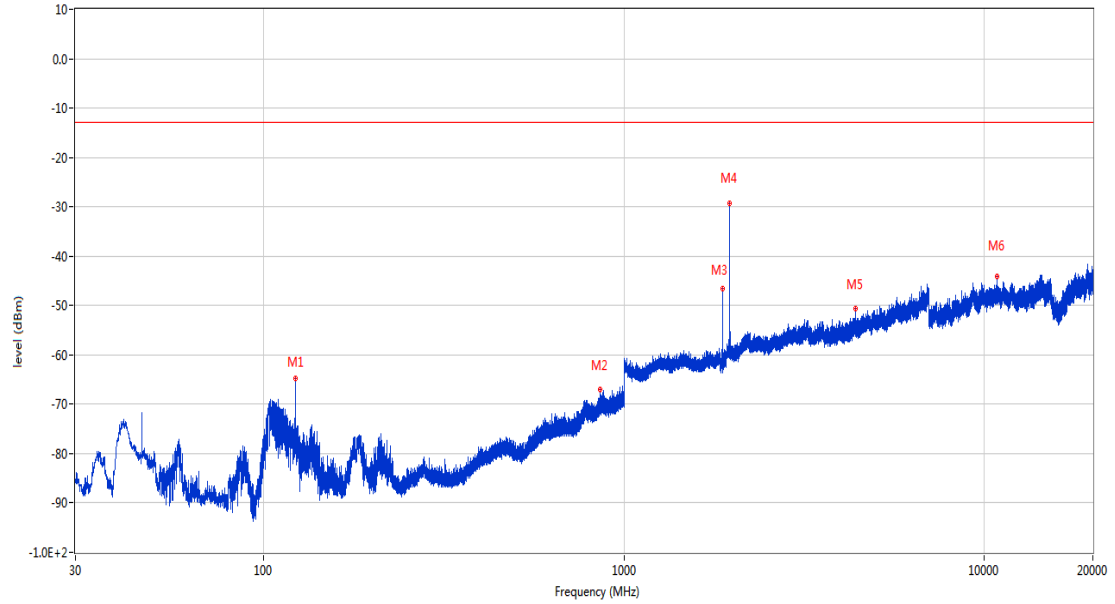
LTE

21 LTE Band 2

21.1 LTE Band 2 BW1.4, Middle Channel

RSE-H&H LTE Band 2 BW1.4 CH18900

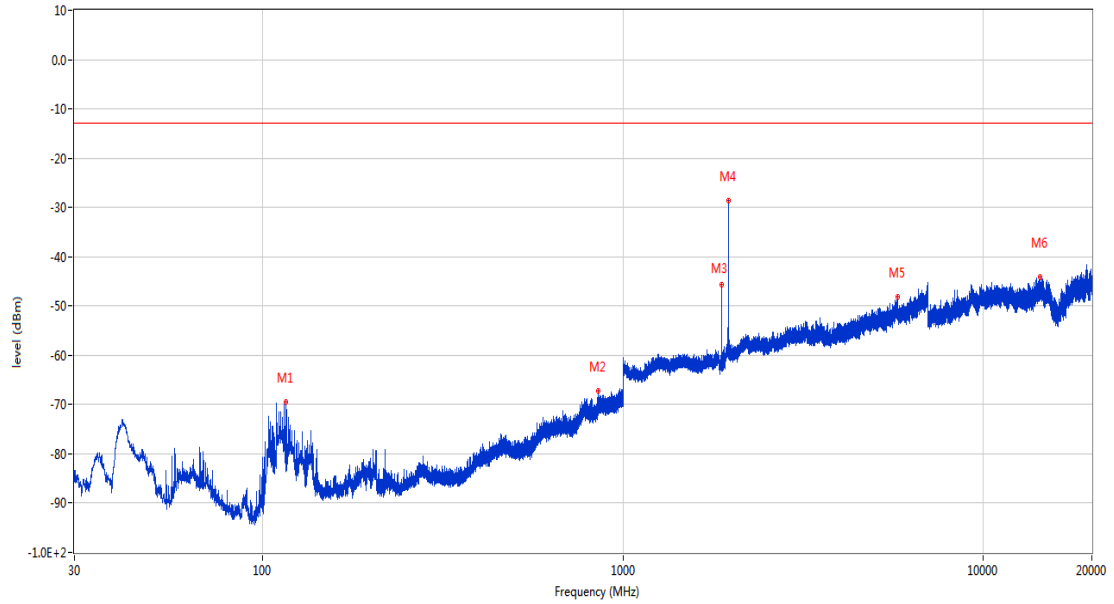
RSE Test case\_FCC PART22&24&27\_FCC PART 24\_1900\_GSM 1900&WCDMA B2&CDMA BC1&LTE B2&25



Frequency (MHz)	Result (dBm)	Factor (dB)	PK Limit (dBm)	Over Limit (dB)	Table (o)	ANT	EUT	Verdict
122.441	-64.76	-20.17	-13.0	-51.76	321.00	Horizontal	Horizontal	Pass
860.029	-67.02	1.74	-13.0	-54.02	33.00	Horizontal	Horizontal	Pass
1879.500	-46.58	-5.80	-13.0	-33.58	239.00	Horizontal	Horizontal	N/A
1960.200	-29.18	-5.29	-13.0	-16.18	143.00	Horizontal	Horizontal	N/A
4385.000	-50.71	3.29	-13.0	-37.71	351.00	Horizontal	Horizontal	Pass
10818.862	-44.01	12.44	-13.0	-31.01	319.00	Horizontal	Horizontal	Pass

RSE-H&V LTE Band 2 BW1.4 CH18900

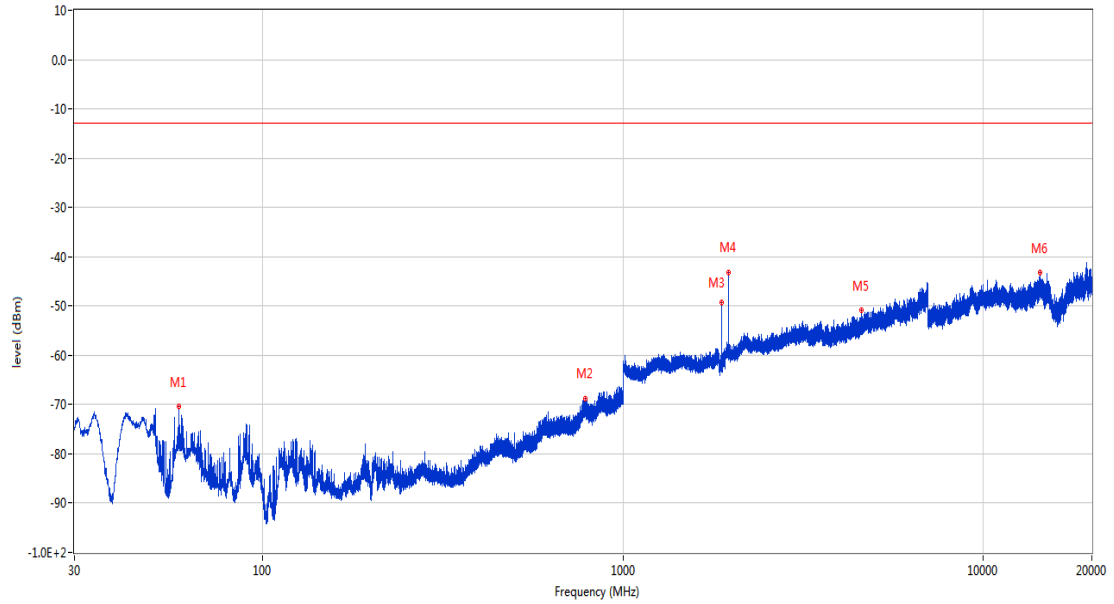
RSE Test case\_FCC PART2&24&27\_FCC PART 24\_1900\_GSM 1900&WCDMA B2&CDMA BC1&LTE B2&25



Frequency (MHz)	Result (dBm)	Factor (dB)	PK Limit (dBm)	Over Limit (dB)	Table (o)	ANT	EUT	Verdict
115.942	-69.52	-21.47	-13.0	-56.52	4.00	Horizontal	Vertical	Pass
854.937	-67.25	1.23	-13.0	-54.25	247.00	Horizontal	Vertical	Pass
1879.400	-45.74	-5.80	-13.0	-32.74	169.00	Horizontal	Vertical	N/A
1960.300	-28.70	-5.29	-13.0	-15.70	146.00	Horizontal	Vertical	N/A
5767.000	-48.12	5.69	-13.0	-35.12	252.00	Horizontal	Vertical	Pass
14403.363	-44.18	12.44	-13.0	-31.18	197.00	Horizontal	Vertical	Pass

RSE-V&V LTE Band 2 BW1.4 CH18900

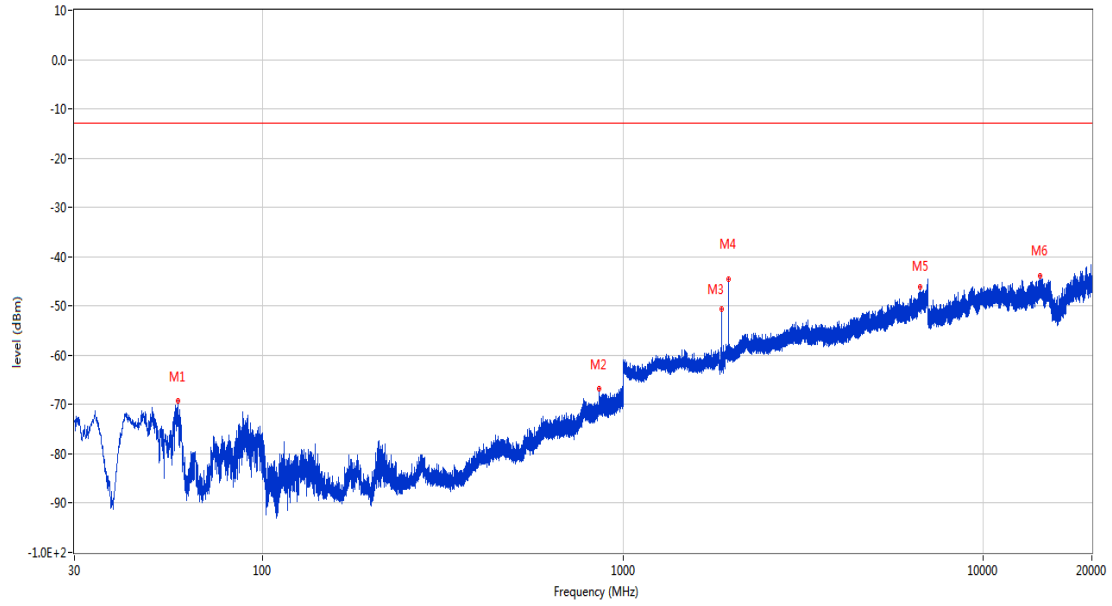
RSE Test case\_FCC PART2&24&27\_FCC PART 24\_1900\_GSM 1900&WCDMA B2&CDMA BC1&LTE B2&25



Frequency (MHz)	Result (dBm)	Factor (dB)	PK Limit (dBm)	Over Limit (dB)	Table (o)	ANT	EUT	Verdict
58.373	-70.44	-18.29	-13.0	-57.44	306.00	Vertical	Vertical	Pass
783.836	-68.72	0.81	-13.0	-55.72	89.00	Vertical	Vertical	Pass
1879.400	-49.32	-5.80	-13.0	-36.32	199.00	Vertical	Vertical	N/A
1959.800	-43.20	-5.31	-13.0	-30.20	120.00	Vertical	Vertical	N/A
4594.000	-50.83	3.32	-13.0	-37.83	41.00	Vertical	Vertical	Pass
14359.137	-43.27	11.72	-13.0	-30.27	15.00	Vertical	Vertical	Pass

RSE-V&H LTE Band 2 BW1.4 CH18900

RSE Test case\_FCC PART2&24&27\_FCC PART 24\_1900\_GSM 1900&WCDMA B2&CDMA BC1&LTE B2&25

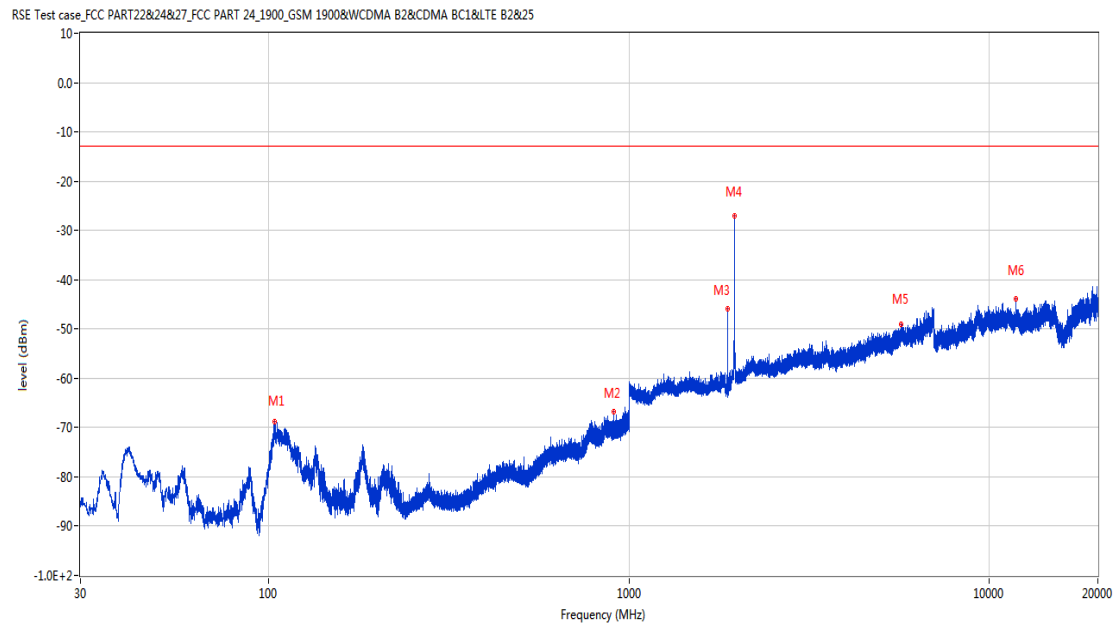


Frequency (MHz)	Result (dBm)	Factor (dB)	PK Limit (dBm)	Over Limit (dB)	Table (o)	ANT	EUT	Verdict
58.081	-69.33	-18.24	-13.0	-56.33	274.00	Vertical	Horizontal	Pass
857.458	-66.83	1.59	-13.0	-53.83	360.00	Vertical	Horizontal	Pass
1879.400	-50.67	-5.80	-13.0	-37.67	145.00	Vertical	Horizontal	N/A
1960.200	-44.65	-5.29	-13.0	-31.65	75.00	Vertical	Horizontal	N/A
6673.600	-46.15	7.55	-13.0	-33.15	14.00	Vertical	Horizontal	Pass
14350.800	-43.81	11.78	-13.0	-30.81	249.00	Vertical	Horizontal	Pass



## 21.2 LTE Band 2 BW3, Middle Channel

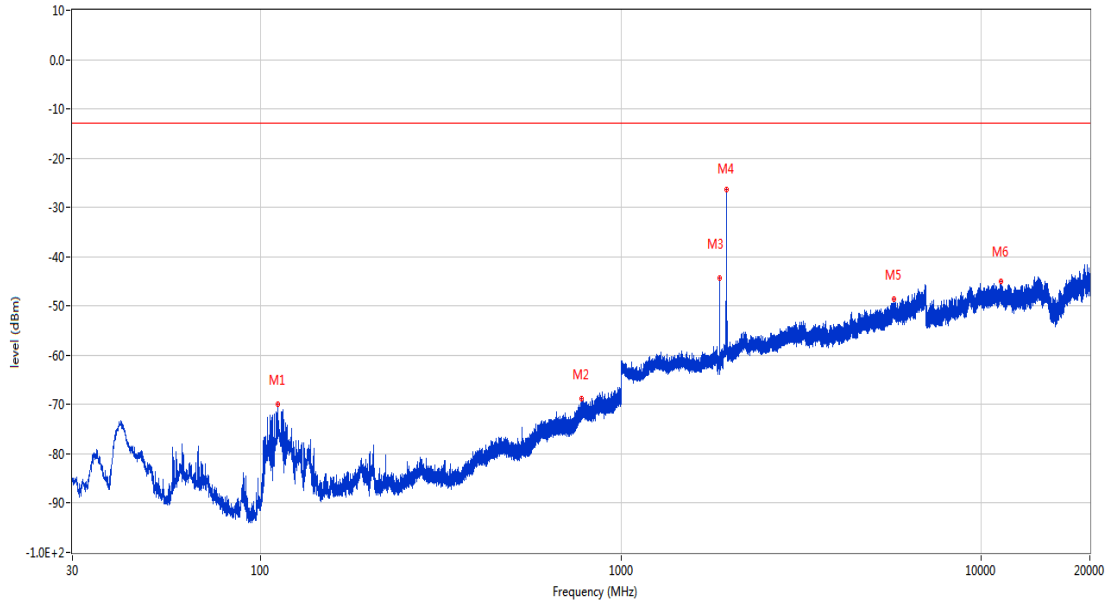
RSE-H&H LTE Band 2 BW3 CH18900



Frequency (MHz)	Result (dBm)	Factor (dB)	PK Limit (dBm)	Over Limit (dB)	Table (o)	ANT	EUT	Verdict
103.914	-68.74	-22.60	-13.0	-55.74	16.00	Horizontal	Horizontal	Pass
907.947	-66.79	1.54	-13.0	-53.79	168.00	Horizontal	Horizontal	Pass
1878.600	-45.95	-5.81	-13.0	-32.95	255.00	Horizontal	Horizontal	N/A
1960.500	-27.11	-5.28	-13.0	-14.11	144.00	Horizontal	Horizontal	N/A
5686.600	-49.12	5.95	-13.0	-36.12	111.00	Horizontal	Horizontal	Pass
11866.225	-43.95	12.71	-13.0	-30.95	184.00	Horizontal	Horizontal	Pass

RSE-H&V LTE Band 2 BW3 CH18900

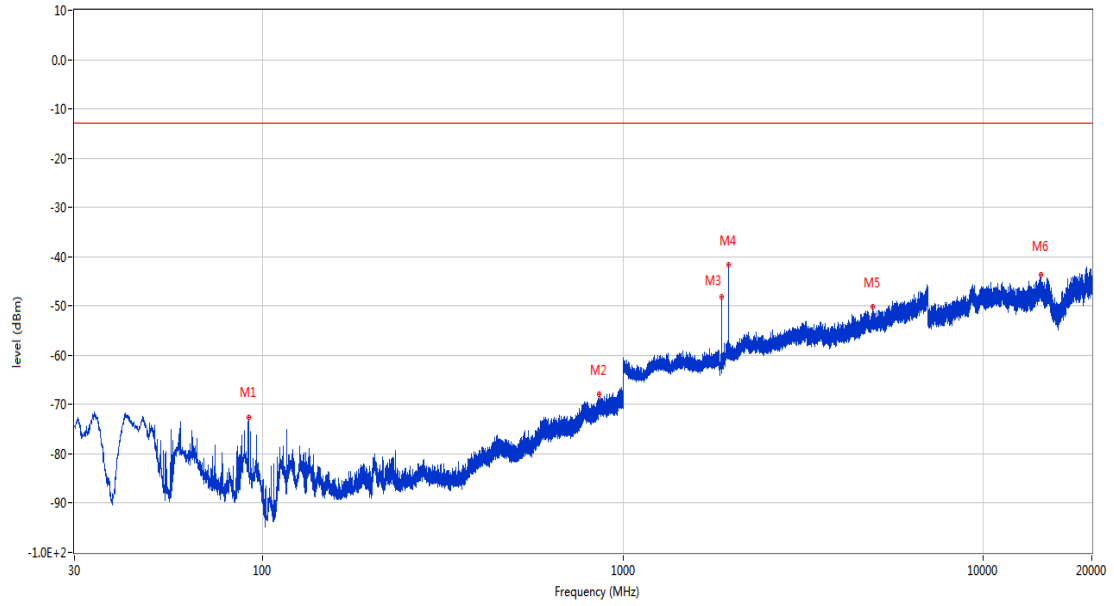
RSE Test case\_FCC PART22&24&27\_FCC PART 24\_1900\_GSM 1900&WCDMA B2&CDMA BC1&LTE B2&25



Frequency (MHz)	Result (dBm)	Factor (dB)	PK Limit (dBm)	Over Limit (dB)	Table (o)	ANT	EUT	Verdict
111.432	-69.90	-22.50	-13.0	-56.90	342.00	Horizontal	Vertical	Pass
776.803	-68.74	0.69	-13.0	-55.74	360.00	Horizontal	Vertical	Pass
1878.700	-44.27	-5.81	-13.0	-31.27	158.00	Horizontal	Vertical	N/A
1959.700	-26.30	-5.32	-13.0	-13.30	144.00	Horizontal	Vertical	N/A
5720.800	-48.66	5.68	-13.0	-35.66	76.00	Horizontal	Vertical	Pass
11340.675	-44.91	12.19	-13.0	-31.91	224.00	Horizontal	Vertical	Pass

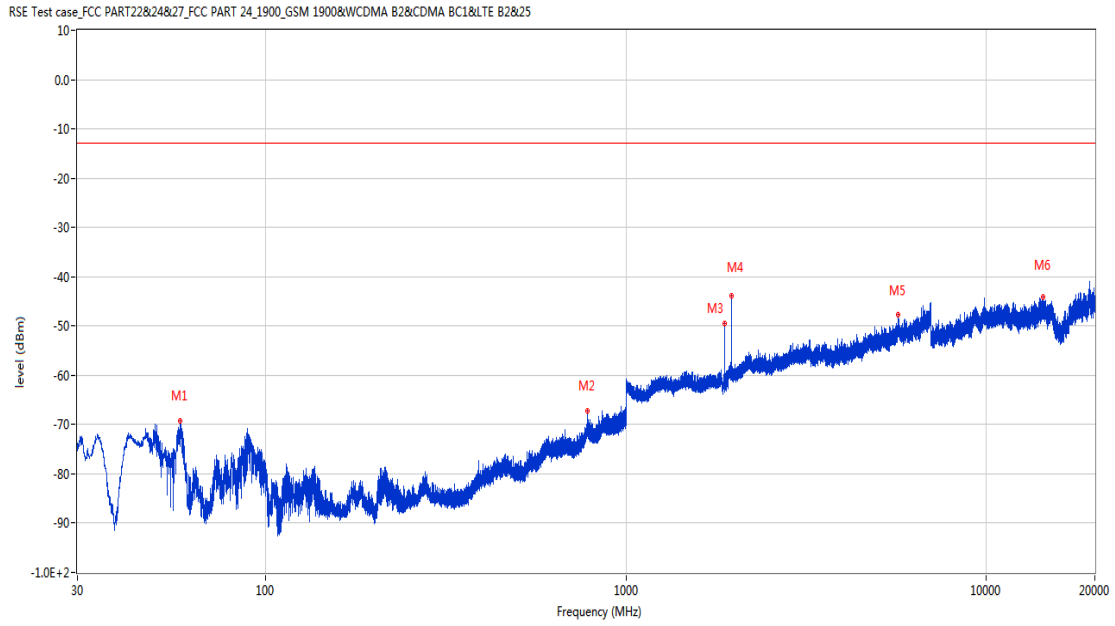
RSE-V&V LTE Band 2 BW3 CH18900

RSE Test case\_FCC PART2&24&27\_FCC PART 24\_1900\_GSM 1900&WCDMA B2&CDMA BC1&LTE B2&25



Frequency (MHz)	Result (dBm)	Factor (dB)	PK Limit (dBm)	Over Limit (dB)	Table (o)	ANT	EUT	Verdict
91.159	-72.55	-21.55	-13.0	-59.55	84.00	Vertical	Vertical	Pass
858.914	-67.98	1.66	-13.0	-54.98	202.00	Vertical	Vertical	Pass
1878.700	-48.21	-5.81	-13.0	-35.21	195.00	Vertical	Vertical	N/A
1960.600	-41.72	-5.27	-13.0	-28.72	320.00	Vertical	Vertical	N/A
4918.600	-50.19	4.62	-13.0	-37.19	266.00	Vertical	Vertical	Pass
14425.113	-43.63	12.50	-13.0	-30.63	317.00	Vertical	Vertical	Pass

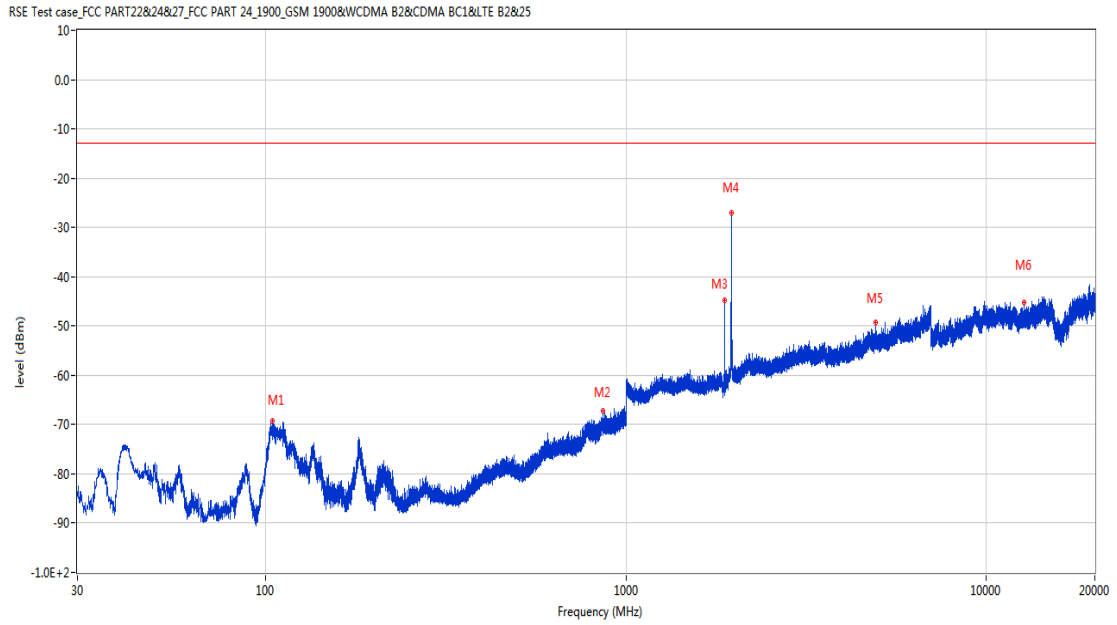
RSE-V&H LTE Band 2 BW3 CH18900



Frequency (MHz)	Result (dBm)	Factor (dB)	PK Limit (dBm)	Over Limit (dB)	Table (o)	ANT	EUT	Verdict
57.742	-69.16	-18.16	-13.0	-56.16	263.00	Vertical	Horizontal	Pass
781.023	-67.26	0.94	-13.0	-54.26	163.00	Vertical	Horizontal	Pass
1878.600	-49.42	-5.81	-13.0	-36.42	139.00	Vertical	Horizontal	N/A
1960.600	-43.94	-5.27	-13.0	-30.94	118.00	Vertical	Horizontal	N/A
5681.600	-47.80	6.01	-13.0	-34.80	108.00	Vertical	Horizontal	Pass
14327.963	-44.19	11.99	-13.0	-31.19	49.00	Vertical	Horizontal	Pass

## 21.3 LTE Band 2 BW5, Middle Channel

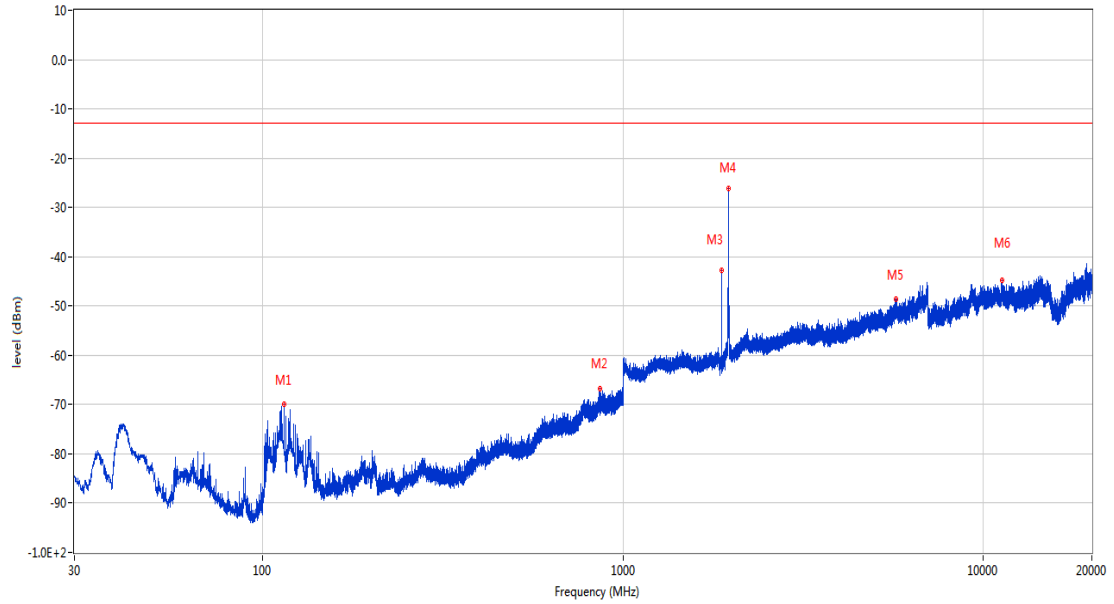
RSE-H&H LTE Band 2 BW5 CH18900



Frequency (MHz)	Result (dBm)	Factor (dB)	PK Limit (dBm)	Over Limit (dB)	Table (o)	ANT	EUT	Verdict
104.060	-69.25	-22.63	-13.0	-56.25	29.00	Horizontal	Horizontal	Pass
861.338	-67.23	1.65	-13.0	-54.23	207.00	Horizontal	Horizontal	Pass
1877.800	-44.78	-5.82	-13.0	-31.78	242.00	Horizontal	Horizontal	N/A
1961.500	-27.08	-5.22	-13.0	-14.08	148.00	Horizontal	Horizontal	N/A
4915.800	-49.28	4.74	-13.0	-36.28	97.00	Horizontal	Horizontal	Pass
12720.388	-45.33	11.42	-13.0	-32.33	237.00	Horizontal	Horizontal	Pass

RSE-H&V LTE Band 2 BW5 CH18900

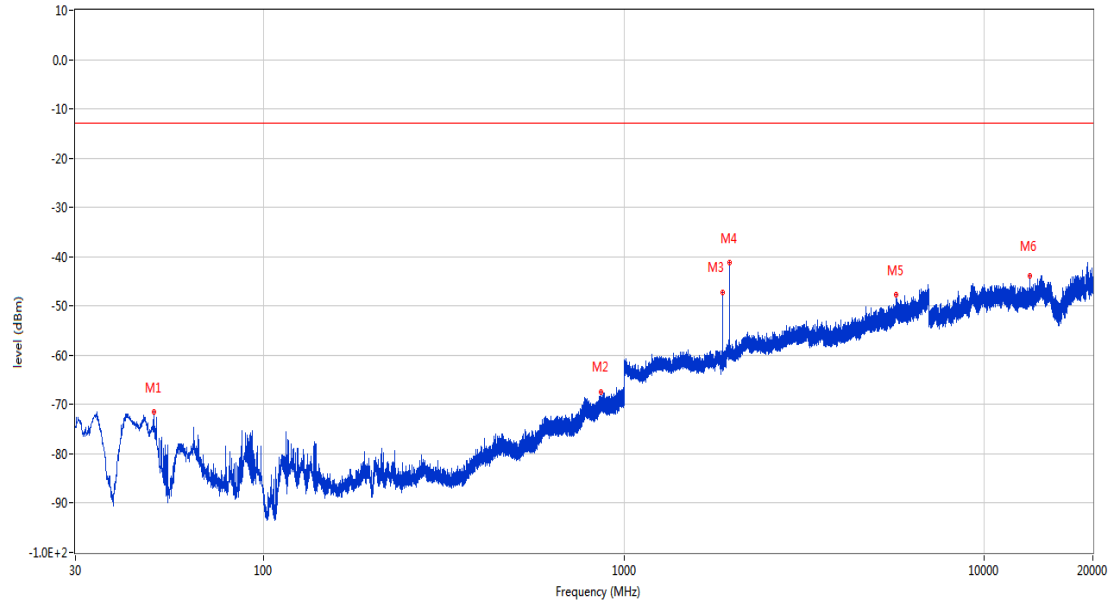
RSE Test case\_FCC PART2&24&27\_FCC PART 24\_1900\_GSM 1900&WCDMA B2&CDMA BC1&LTE B2&25



Frequency (MHz)	Result (dBm)	Factor (dB)	PK Limit (dBm)	Over Limit (dB)	Table (o)	ANT	EUT	Verdict
114.681	-69.99	-21.84	-13.0	-56.99	340.00	Horizontal	Vertical	Pass
864.636	-66.71	1.44	-13.0	-53.71	108.00	Horizontal	Vertical	Pass
1877.800	-42.66	-5.82	-13.0	-29.66	201.00	Horizontal	Vertical	N/A
1958.100	-26.16	-5.14	-13.0	-13.16	151.00	Horizontal	Vertical	N/A
5716.800	-48.59	5.45	-13.0	-35.59	96.00	Horizontal	Vertical	Pass
11262.474	-44.86	12.03	-13.0	-31.86	360.00	Horizontal	Vertical	Pass

RSE-V&V LTE Band 2 BW5 CH18900

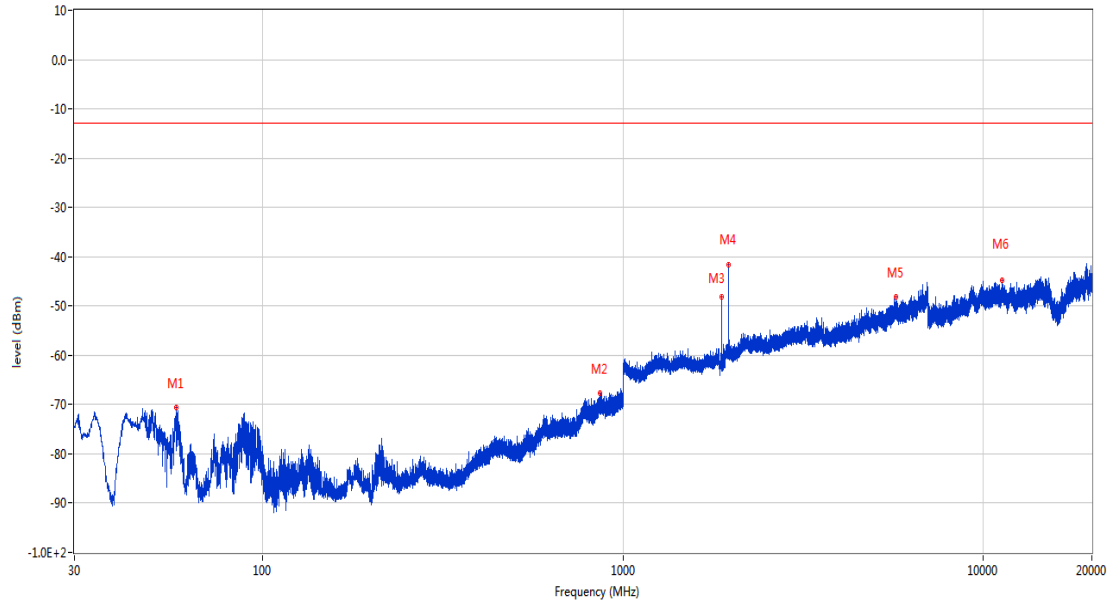
RSE Test case\_FCC PART2&24&27\_FCC PART 24\_1900\_GSM 1900&WCDMA B2&CDMA BC1&LTE B2&25



Frequency (MHz)	Result (dBm)	Factor (dB)	PK Limit (dBm)	Over Limit (dB)	Table (o)	ANT	EUT	Verdict
49.449	-71.60	-15.96	-13.0	-58.60	360.00	Vertical	Vertical	Pass
860.223	-67.46	1.73	-13.0	-54.46	220.00	Vertical	Vertical	Pass
1877.800	-47.25	-5.82	-13.0	-34.25	148.00	Vertical	Vertical	N/A
1959.000	-41.11	-5.26	-13.0	-28.11	122.00	Vertical	Vertical	N/A
5702.600	-47.81	5.51	-13.0	-34.81	4.00	Vertical	Vertical	Pass
13400.688	-43.85	11.84	-13.0	-30.85	278.00	Vertical	Vertical	Pass

RSE-V&H LTE Band 2 BW5 CH18900

RSE Test case\_FCC PART2&24&27\_FCC PART 24\_1900\_GSM 1900&WCDMA B2&CDMA BC1&LTE B2&25

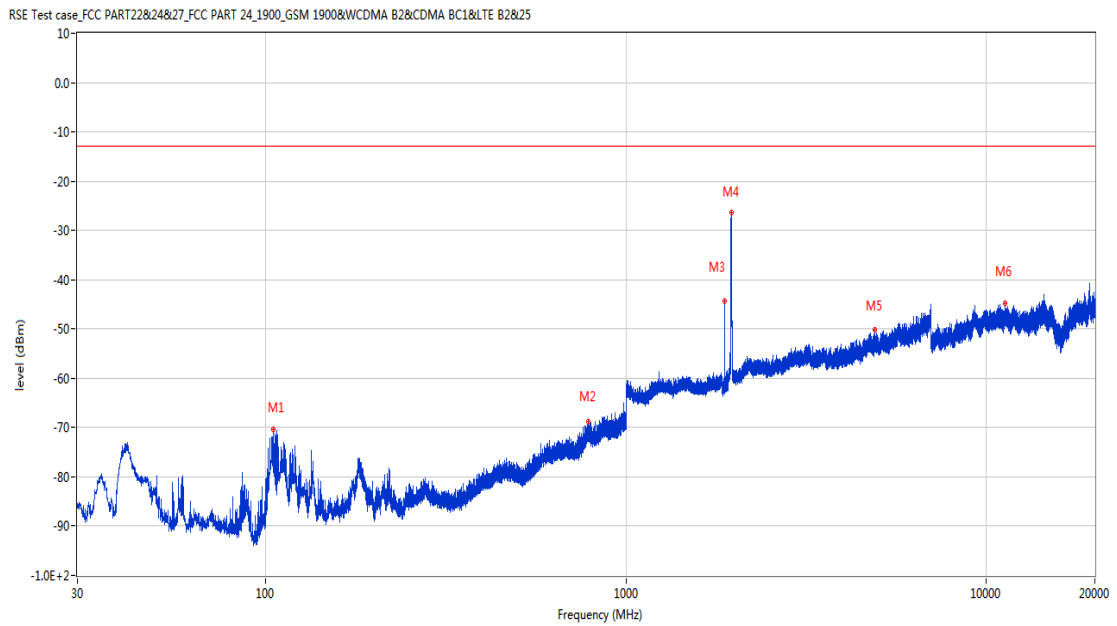


Frequency (MHz)	Result (dBm)	Factor (dB)	PK Limit (dBm)	Over Limit (dB)	Table (o)	ANT	EUT	Verdict
57.451	-70.60	-18.08	-13.0	-57.60	293.00	Vertical	Horizontal	Pass
864.442	-67.62	1.44	-13.0	-54.62	10.00	Vertical	Horizontal	Pass
1877.800	-48.14	-5.82	-13.0	-35.14	141.00	Vertical	Horizontal	N/A
1960.200	-41.55	-5.29	-13.0	-28.55	77.00	Vertical	Horizontal	N/A
5707.200	-48.25	5.51	-13.0	-35.25	245.00	Vertical	Horizontal	Pass
11256.438	-44.76	11.98	-13.0	-31.76	338.00	Vertical	Horizontal	Pass



## 21.4 LTE Band 2 BW10, Middle Channel

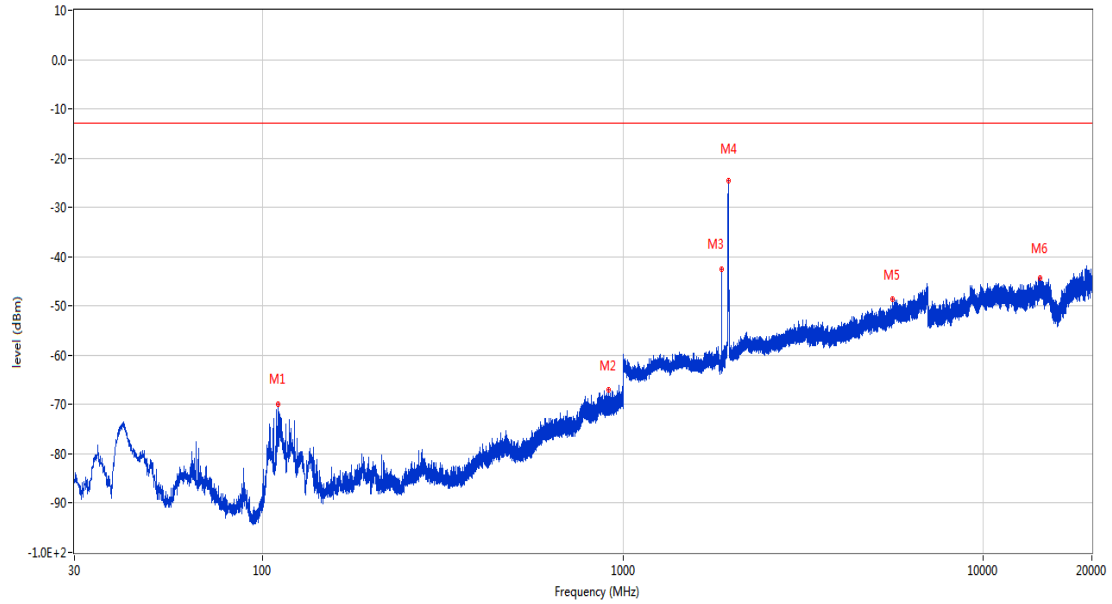
RSE-H&H LTE Band 2 BW10 CH18900



Frequency (MHz)	Result (dBm)	Factor (dB)	PK Limit (dBm)	Over Limit (dB)	Table (o)	ANT	EUT	Verdict
104.981	-70.45	-22.67	-13.0	-57.45	353.00	Horizontal	Horizontal	Pass
786.309	-68.76	0.52	-13.0	-55.76	278.00	Horizontal	Horizontal	Pass
1875.500	-44.25	-5.84	-13.0	-31.25	248.00	Horizontal	Horizontal	N/A
1963.200	-26.38	-5.16	-13.0	-13.38	144.00	Horizontal	Horizontal	N/A
4908.000	-50.22	4.51	-13.0	-37.22	171.00	Horizontal	Horizontal	Pass
11259.600	-44.86	11.98	-13.0	-31.86	108.00	Horizontal	Horizontal	Pass

RSE-H&V LTE Band 2 BW10 CH18900

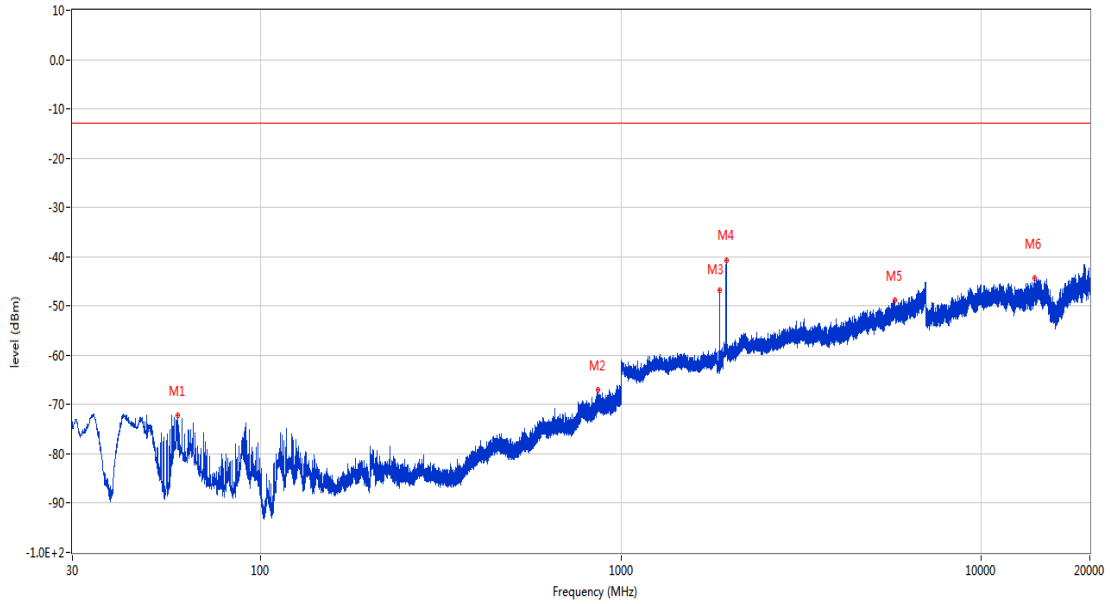
RSE Test case\_FCC PART2&24&27\_FCC PART 24\_1900\_GSM 1900&WCDMA B2&CDMA BC1&LTE B2&25



Frequency (MHz)	Result (dBm)	Factor (dB)	PK Limit (dBm)	Over Limit (dB)	Table (o)	ANT	EUT	Verdict
110.025	-69.94	-22.69	-13.0	-56.94	0.00	Horizontal	Vertical	Pass
913.282	-67.11	1.49	-13.0	-54.11	256.00	Horizontal	Vertical	Pass
1875.500	-42.60	-5.84	-13.0	-29.60	164.00	Horizontal	Vertical	N/A
1962.500	-24.60	-5.18	-13.0	-11.60	141.00	Horizontal	Vertical	N/A
5591.400	-48.62	4.86	-13.0	-35.62	93.00	Horizontal	Vertical	Pass
14396.112	-44.28	12.46	-13.0	-31.28	59.00	Horizontal	Vertical	Pass

RSE-V&V LTE Band 2 BW10 CH18900

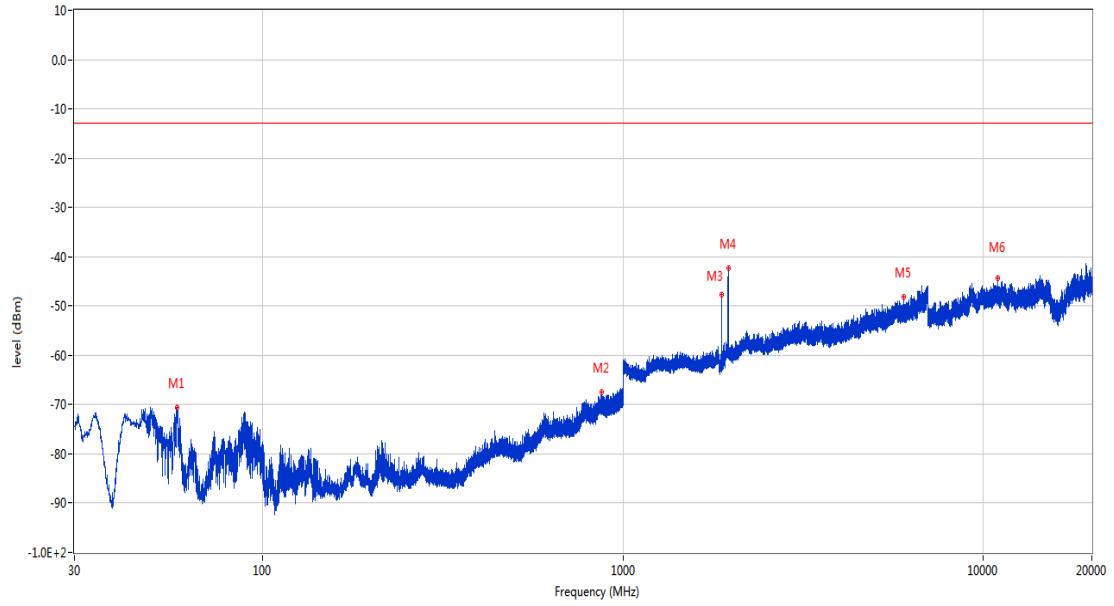
RSE Test case\_FCC PART2&24&27\_FCC PART 24\_1900\_GSM 1900&WCDMA B2&CDMA BC1&LTE B2&25



Frequency (MHz)	Result (dBm)	Factor (dB)	PK Limit (dBm)	Over Limit (dB)	Table (o)	ANT	EUT	Verdict
58.663	-72.10	-18.34	-13.0	-59.10	290.00	Vertical	Vertical	Pass
862.357	-66.98	1.51	-13.0	-53.98	185.00	Vertical	Vertical	Pass
1875.500	-46.76	-5.84	-13.0	-33.76	205.00	Vertical	Vertical	N/A
1962.800	-40.63	-5.17	-13.0	-27.63	223.00	Vertical	Vertical	N/A
5755.000	-48.86	5.33	-13.0	-35.86	51.00	Vertical	Vertical	Pass
14051.738	-44.41	11.81	-13.0	-31.41	320.00	Vertical	Vertical	Pass

RSE-V&H LTE Band 2 BW10 CH18900

RSE Test case\_FCC PART22&24&27\_FCC PART 24\_1900\_GSM 1900&WCDMA B2&CDMA BC1&LTE B2&25

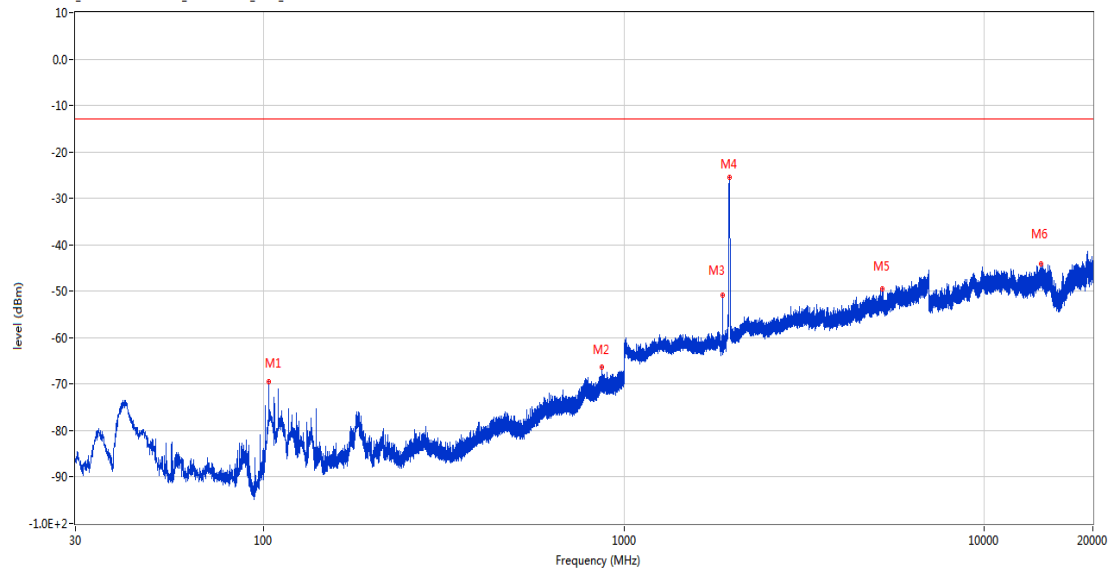


Frequency (MHz)	Result (dBm)	Factor (dB)	PK Limit (dBm)	Over Limit (dB)	Table (o)	ANT	EUT	Verdict
57.694	-70.55	-18.14	-13.0	-57.55	250.00	Vertical	Horizontal	Pass
870.893	-67.41	1.64	-13.0	-54.41	15.00	Vertical	Horizontal	Pass
1875.500	-47.76	-5.84	-13.0	-34.76	137.00	Vertical	Horizontal	N/A
1963.300	-42.32	-5.15	-13.0	-29.32	122.00	Vertical	Horizontal	N/A
6012.600	-48.23	5.85	-13.0	-35.23	229.00	Vertical	Horizontal	Pass
10936.450	-44.22	11.87	-13.0	-31.22	182.00	Vertical	Horizontal	Pass

## 21.5 LTE Band 2 BW15, Middle Channel

RSE-H&H LTE Band 2 BW15 CH18900

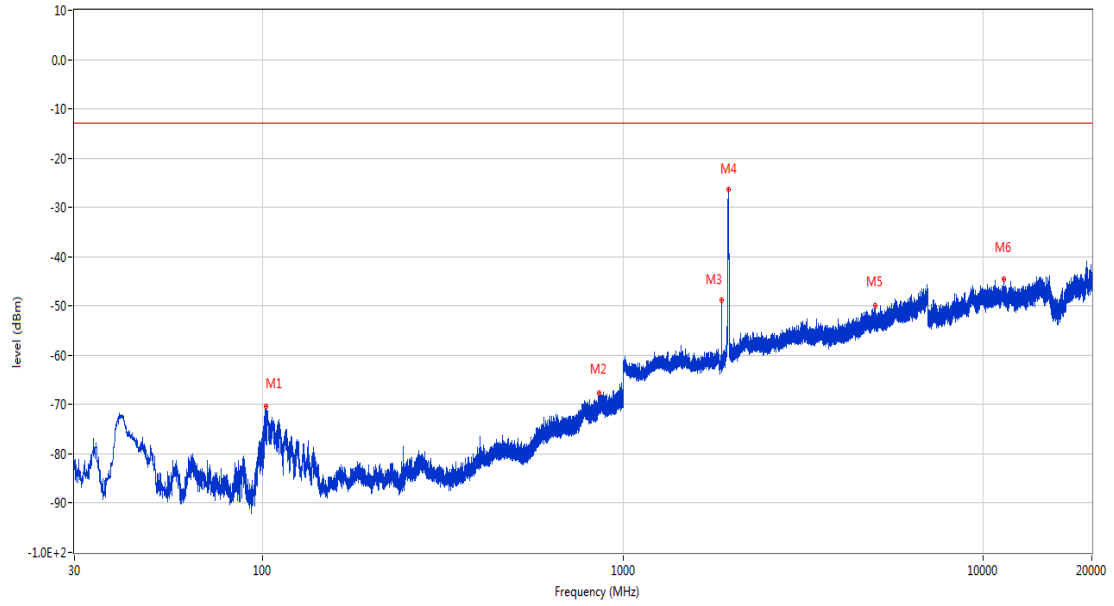
RSE Test case\_FCC PART22&24&27\_FCC PART 24\_1900\_GSM 1900&WCDMA B2&CDMA BC1&LTE B2&25



Frequency (MHz)	Result (dBm)	Factor (dB)	PK Limit (dBm)	Over Limit (dB)	Table (o)	ANT	EUT	Verdict
103.284	-69.50	-22.47	-13.0	-56.50	41.00	Horizontal	Horizontal	Pass
867.304	-66.29	1.70	-13.0	-53.29	57.00	Horizontal	Horizontal	Pass
1873.200	-50.77	-5.87	-13.0	-37.77	249.00	Horizontal	Horizontal	N/A
1965.100	-25.56	-5.18	-13.0	-12.56	138.00	Horizontal	Horizontal	N/A
5209.800	-49.59	4.18	-13.0	-36.59	84.00	Horizontal	Horizontal	Pass
14377.625	-44.08	12.49	-13.0	-31.08	0.00	Horizontal	Horizontal	Pass

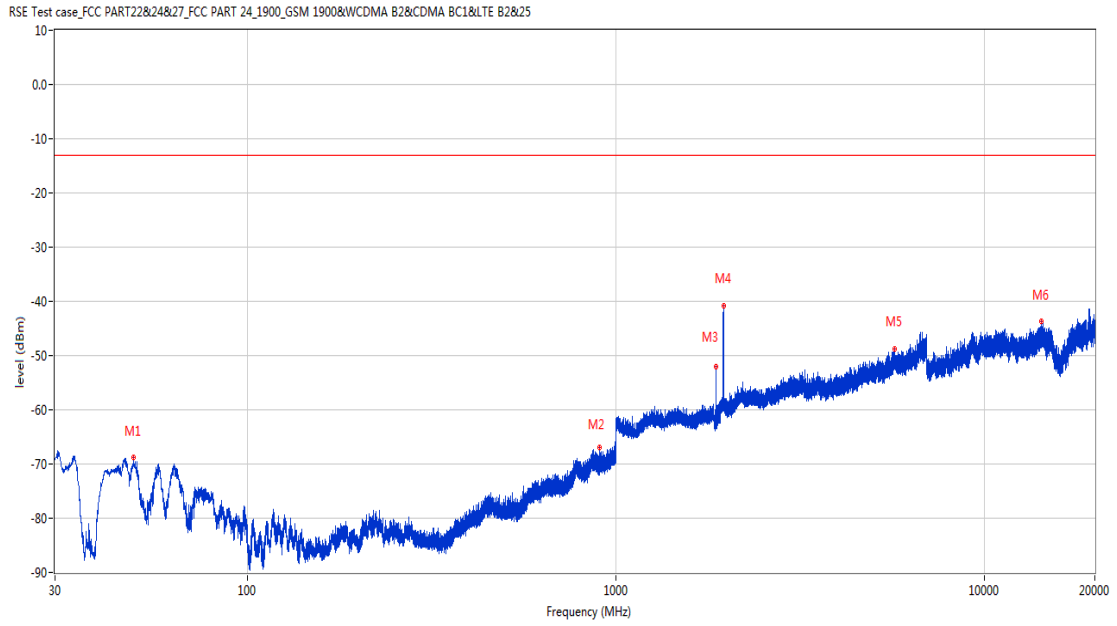
RSE-H&V LTE Band 2 BW15 CH18900

RSE Test case\_FCC PART2&24&27\_FCC PART 24\_1900\_GSM 1900&WCDMA B2&CDMA BC1&LTE B2&25



Frequency (MHz)	Result (dBm)	Factor (dB)	PK Limit (dBm)	Over Limit (dB)	Table (o)	ANT	EUT	Verdict
102.168	-70.39	-22.25	-13.0	-57.39	32.00	Horizontal	Vertical	Pass
859.205	-67.78	1.68	-13.0	-54.78	259.00	Horizontal	Vertical	Pass
1873.200	-48.84	-5.87	-13.0	-35.84	171.00	Horizontal	Vertical	N/A
1964.100	-26.44	-5.15	-13.0	-13.44	25.00	Horizontal	Vertical	N/A
5012.800	-49.91	3.90	-13.0	-36.91	14.00	Horizontal	Vertical	Pass
11397.888	-44.60	11.42	-13.0	-31.60	360.00	Horizontal	Vertical	Pass

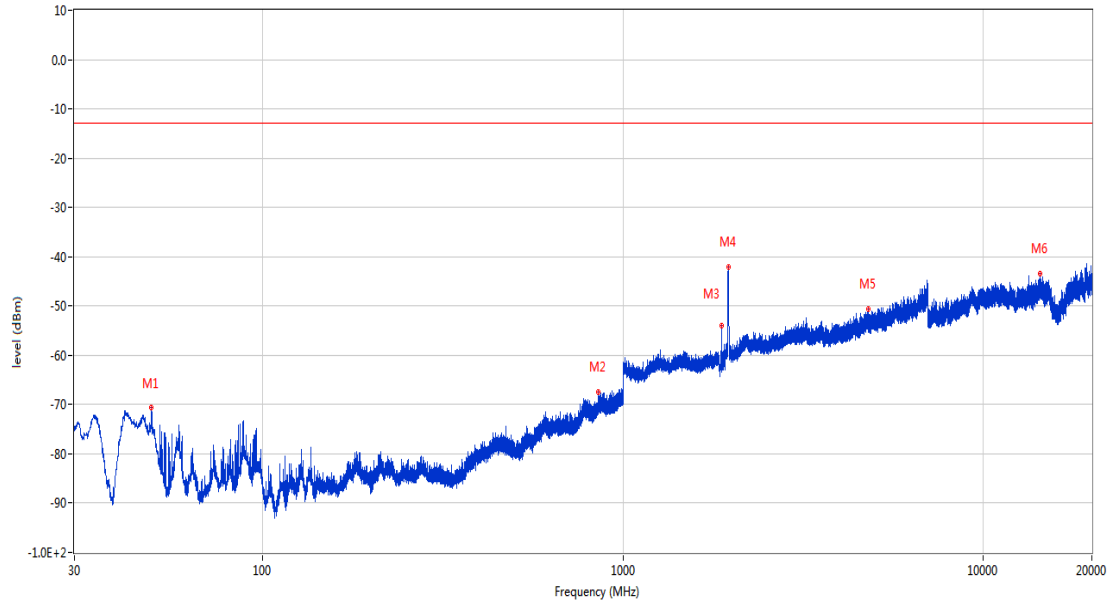
RSE-V&V LTE Band 2 BW15 CH18900



Frequency (MHz)	Result (dBm)	Factor (dB)	PK Limit (dBm)	Over Limit (dB)	Table (o)	ANT	EUT	Verdict
48.964	-68.85	-16.18	-13.0	-55.85	2.00	Vertical	Vertical	Pass
903.339	-66.89	1.55	-13.0	-53.89	30.00	Vertical	Vertical	Pass
1873.200	-52.00	-5.87	-13.0	-39.00	157.00	Vertical	Vertical	N/A
1964.100	-40.75	-5.15	-13.0	-27.75	51.00	Vertical	Vertical	N/A
5726.600	-48.86	5.62	-13.0	-35.86	278.00	Vertical	Vertical	Pass
14327.238	-43.72	11.99	-13.0	-30.72	72.00	Vertical	Vertical	Pass

RSE-V&H LTE Band 2 BW15 CH18900

RSE Test case\_FCC PART2&24&27\_FCC PART 24\_1900\_GSM 1900&WCDMA B2&CDMA BC1&LTE B2&25

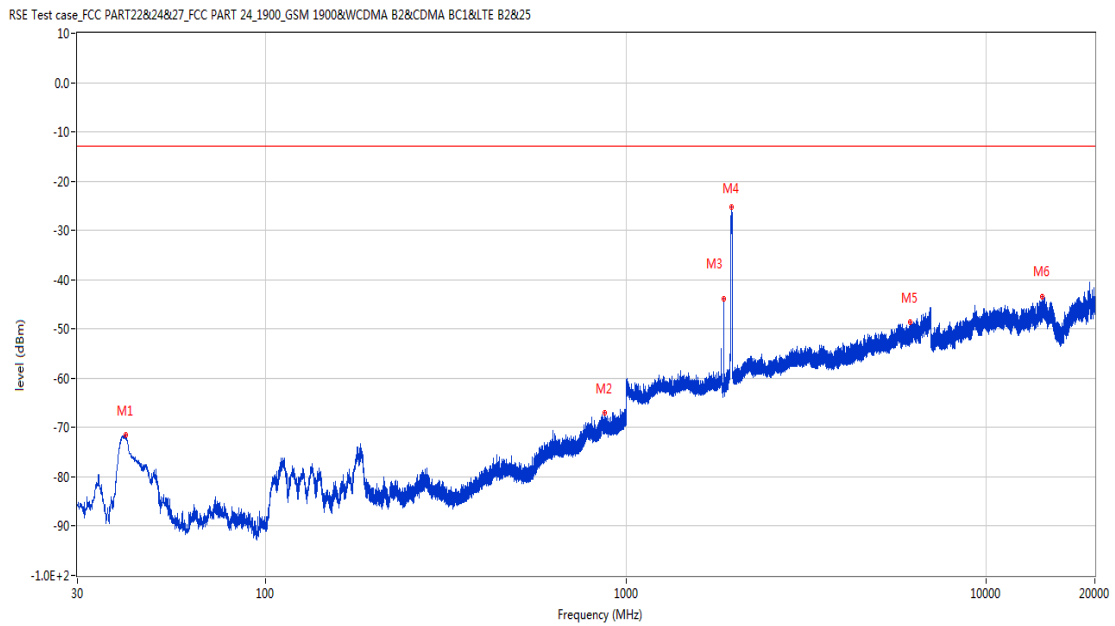


Frequency (MHz)	Result (dBm)	Factor (dB)	PK Limit (dBm)	Over Limit (dB)	Table (o)	ANT	EUT	Verdict
48.964	-70.57	-16.18	-13.0	-57.57	277.00	Vertical	Horizontal	Pass
855.227	-67.38	1.28	-13.0	-54.38	129.00	Vertical	Horizontal	Pass
1873.300	-54.09	-5.87	-13.0	-41.09	141.00	Vertical	Horizontal	N/A
1962.800	-42.12	-5.17	-13.0	-29.12	54.00	Vertical	Horizontal	N/A
4794.800	-50.57	4.37	-13.0	-37.57	0.00	Vertical	Horizontal	Pass
14378.713	-43.48	12.54	-13.0	-30.48	345.00	Vertical	Horizontal	Pass



## 21.6 LTE Band 2 BW20, Middle Channel

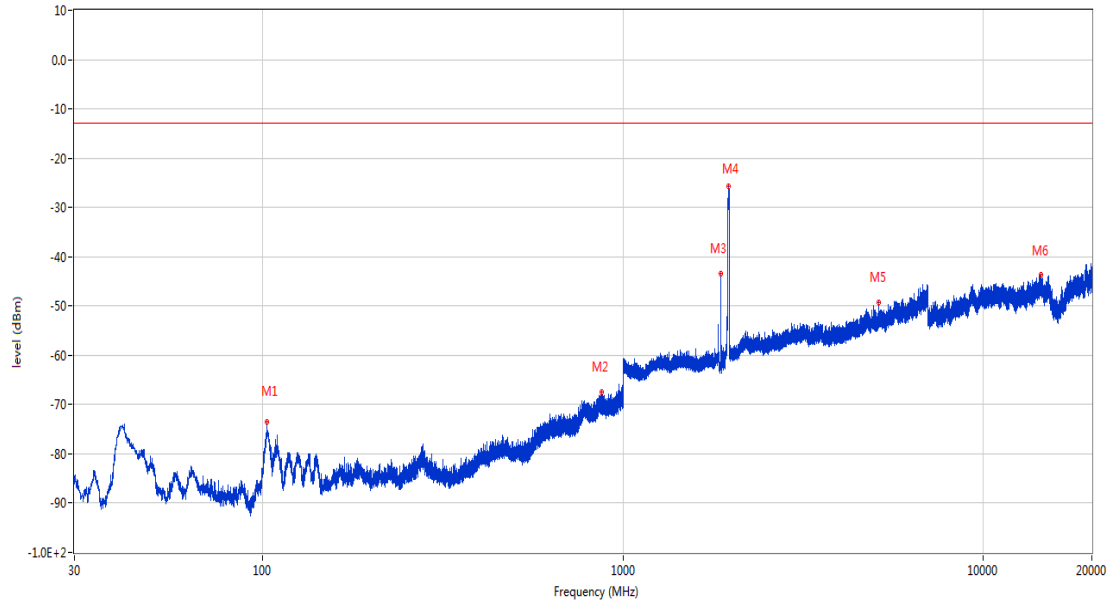
RSE-H&H LTE Band 2 BW20 CH18900



Frequency (MHz)	Result (dBm)	Factor (dB)	PK Limit (dBm)	Over Limit (dB)	Table (o)	ANT	EUT	Verdict
40.913	-71.53	-18.23	-13.0	-58.53	130.00	Horizontal	Horizontal	Pass
869.778	-67.01	1.63	-13.0	-54.01	104.00	Horizontal	Horizontal	Pass
1871.000	-43.93	-5.89	-13.0	-30.93	240.00	Horizontal	Horizontal	N/A
1965.400	-25.19	-5.19	-13.0	-12.19	140.00	Horizontal	Horizontal	N/A
6157.000	-48.66	5.56	-13.0	-35.66	162.00	Horizontal	Horizontal	Pass
14301.862	-43.47	12.54	-13.0	-30.47	250.00	Horizontal	Horizontal	Pass

RSE-H&V LTE Band 2 BW20 CH18900

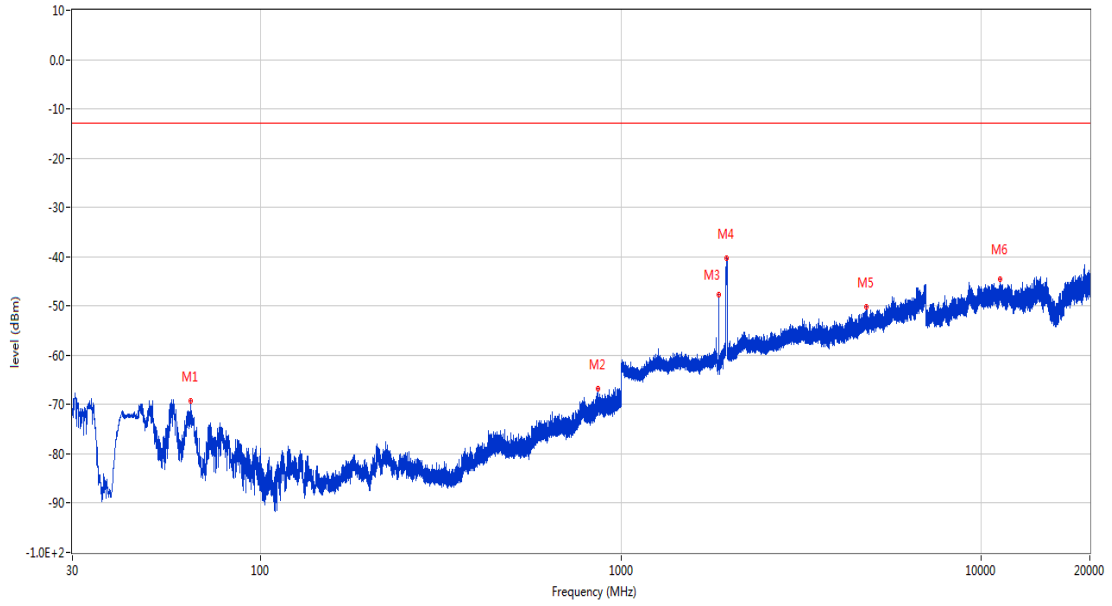
RSE Test case\_FCC PART22&24&27\_FCC PART 24\_1900\_GSM 1900&WCDMA B2&CDMA BC1&LTE B2&25



Frequency (MHz)	Result (dBm)	Factor (dB)	PK Limit (dBm)	Over Limit (dB)	Table (o)	ANT	EUT	Verdict
102.507	-73.46	-22.31	-13.0	-60.46	16.00	Horizontal	Vertical	Pass
874.482	-67.39	1.74	-13.0	-54.39	208.00	Horizontal	Vertical	Pass
1871.000	-43.48	-5.89	-13.0	-30.48	165.00	Horizontal	Vertical	N/A
1964.000	-25.69	-5.14	-13.0	-12.69	133.00	Horizontal	Vertical	N/A
5129.400	-49.20	4.64	-13.0	-36.20	223.00	Horizontal	Vertical	Pass
14454.838	-43.61	12.46	-13.0	-30.61	252.00	Horizontal	Vertical	Pass

RSE-V&V LTE Band 2 BW20 CH18900

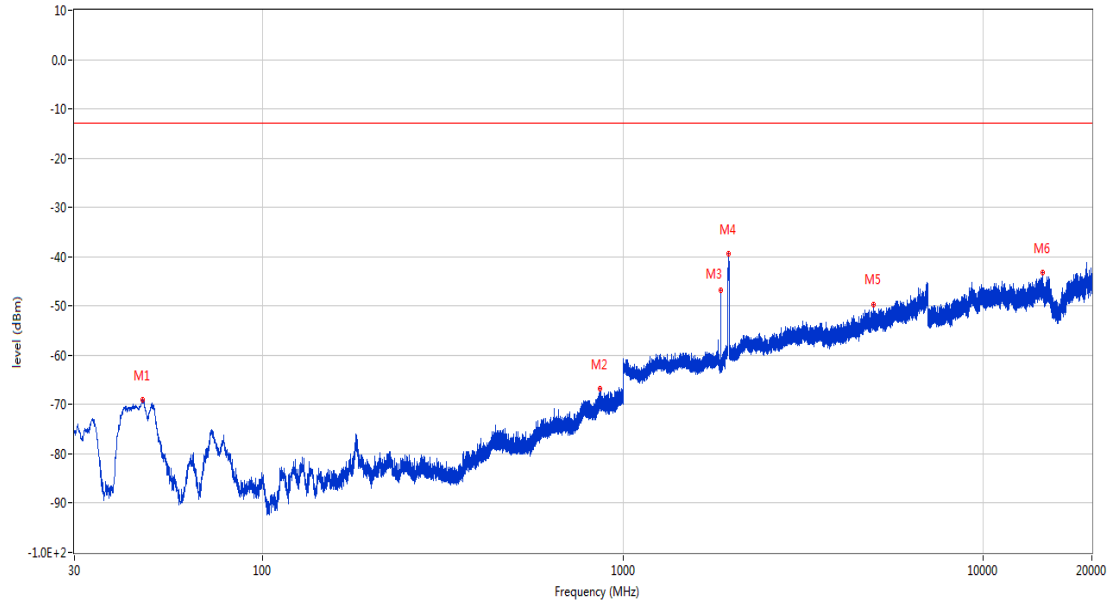
RSE Test case\_FCC PART2&24&27\_FCC PART 24\_1900\_GSM 1900&WCDMA B2&CDMA BC1&LTE B2&25



Frequency (MHz)	Result (dBm)	Factor (dB)	PK Limit (dBm)	Over Limit (dB)	Table (o)	ANT	EUT	Verdict
63.950	-69.18	-17.32	-13.0	-56.18	56.00	Vertical	Vertical	Pass
862.260	-66.79	1.52	-13.0	-53.79	140.00	Vertical	Vertical	Pass
1871.000	-47.72	-5.89	-13.0	-34.72	160.00	Vertical	Vertical	N/A
1966.900	-40.31	-5.13	-13.0	-27.31	53.00	Vertical	Vertical	N/A
4802.800	-50.27	4.11	-13.0	-37.27	341.00	Vertical	Vertical	Pass
11255.287	-44.60	11.97	-13.0	-31.60	226.00	Vertical	Vertical	Pass

RSE-V&H LTE Band 2 BW20 CH18900

RSE Test case\_FCC PART22&24&27\_FCC PART 24\_1900\_GSM 1900&WCDMA B2&CDMA BC1&LTE B2&25

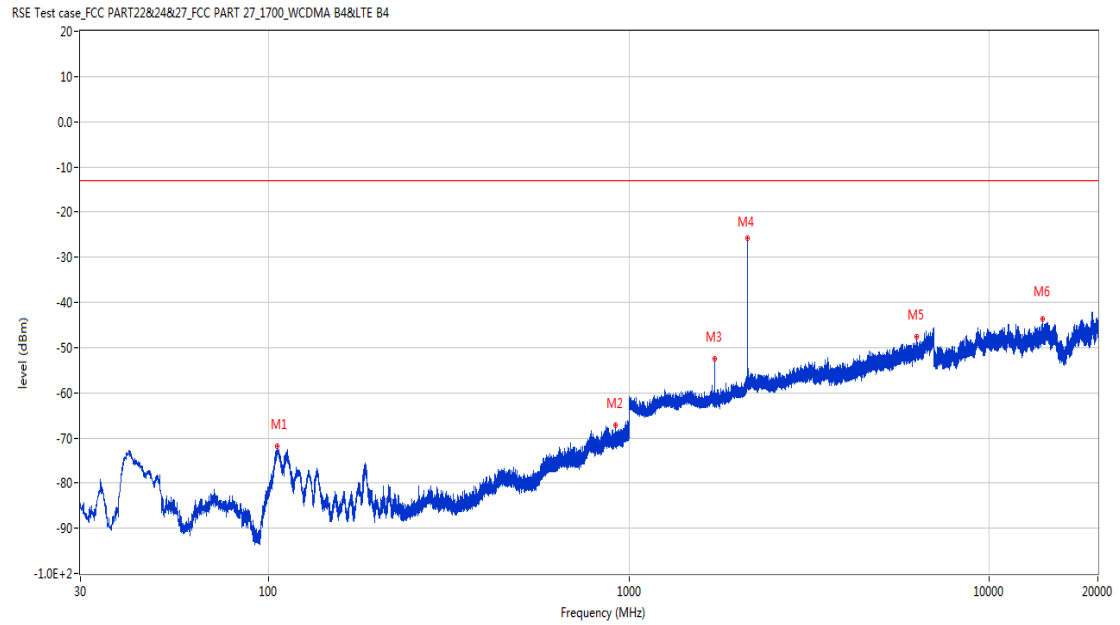


Frequency (MHz)	Result (dBm)	Factor (dB)	PK Limit (dBm)	Over Limit (dB)	Table (o)	ANT	EUT	Verdict
46.296	-68.98	-17.95	-13.0	-55.98	104.00	Vertical	Horizontal	Pass
863.279	-66.85	1.42	-13.0	-53.85	358.00	Vertical	Horizontal	Pass
1871.000	-46.83	-5.89	-13.0	-33.83	51.00	Vertical	Horizontal	N/A
1964.600	-39.42	-5.16	-13.0	-26.42	54.00	Vertical	Horizontal	N/A
4953.000	-49.71	4.11	-13.0	-36.71	179.00	Vertical	Horizontal	Pass
14579.174	-43.26	11.49	-13.0	-30.26	97.00	Vertical	Horizontal	Pass

## 22 LTE Band 4

### 22.1 LTE Band 4 BW1.4, Middle Channel

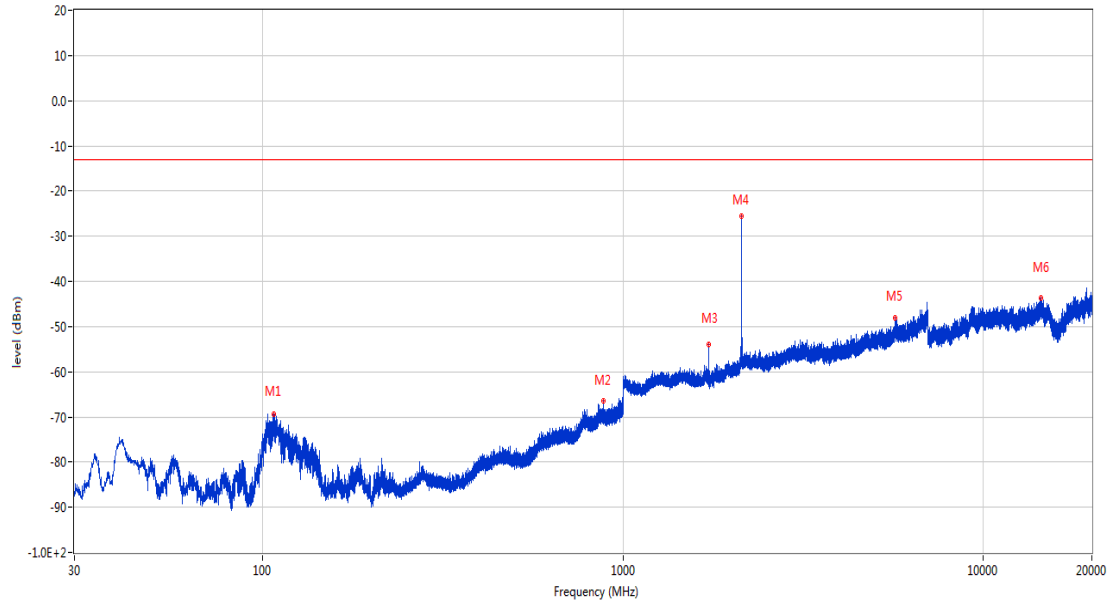
RSE-H&H LTE Band 4 BW1.4 CH20175



Frequency (MHz)	Result (dBm)	Factor (dB)	PK Limit (dBm)	Over Limit (dB)	Table (o)	ANT	EUT	Verdict
105.660	-71.74	-22.63	-13.0	-58.74	46.00	Horizontal	Horizontal	Pass
916.047	-67.20	1.85	-13.0	-54.20	319.00	Horizontal	Horizontal	Pass
1732.000	-52.60	-5.67	-13.0	-39.60	30.00	Horizontal	Horizontal	N/A
2132.200	-25.79	-3.74	-13.0	-12.79	137.00	Horizontal	Horizontal	N/A
6295.400	-47.70	6.71	-13.0	-34.70	145.00	Horizontal	Horizontal	Pass
14019.838	-43.78	12.31	-13.0	-30.78	287.00	Horizontal	Horizontal	Pass

RSE-H&V LTE Band 4 BW1.4 CH20175

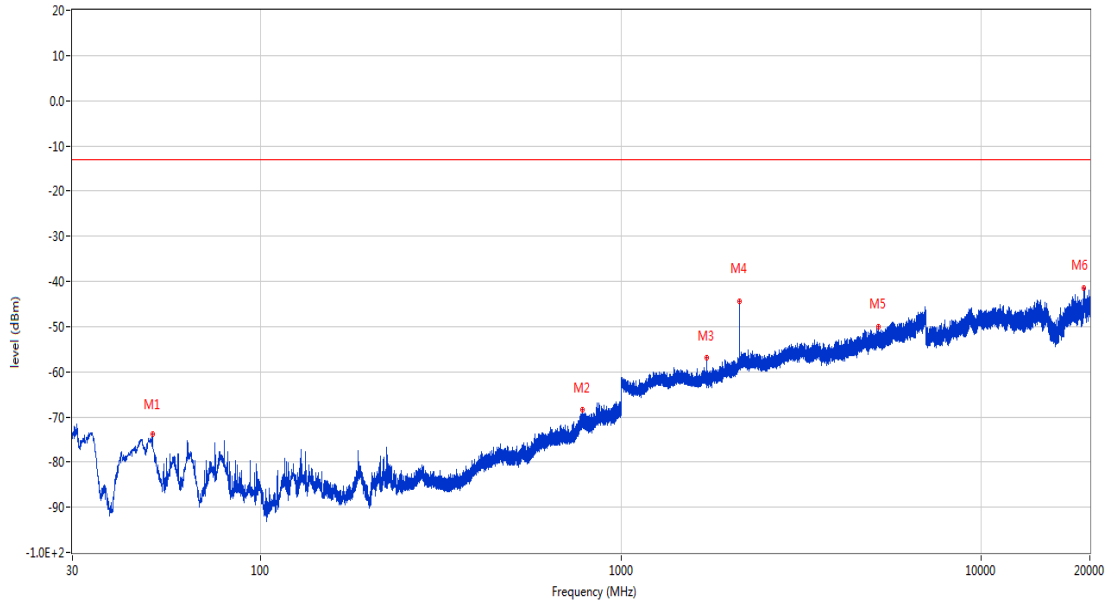
RSE Test case\_FCC PART22&24&27\_FCC PART 27\_1700\_WCDMA B4&LTE B4



Frequency (MHz)	Result (dBm)	Factor (dB)	PK Limit (dBm)	Over Limit (dB)	Table (o)	ANT	EUT	Verdict
107.066	-69.35	-22.59	-13.0	-56.35	26.00	Horizontal	Vertical	Pass
880.641	-66.54	1.53	-13.0	-53.54	66.00	Horizontal	Vertical	Pass
1732.100	-54.05	-5.67	-13.0	-41.05	120.00	Horizontal	Vertical	N/A
2132.700	-25.51	-3.76	-13.0	-12.51	128.00	Horizontal	Vertical	N/A
5692.400	-48.09	5.76	-13.0	-35.09	314.00	Horizontal	Vertical	Pass
14430.188	-43.61	12.52	-13.0	-30.61	149.00	Horizontal	Vertical	Pass

RSE-V&V LTE Band 4 BW1.4 CH20175

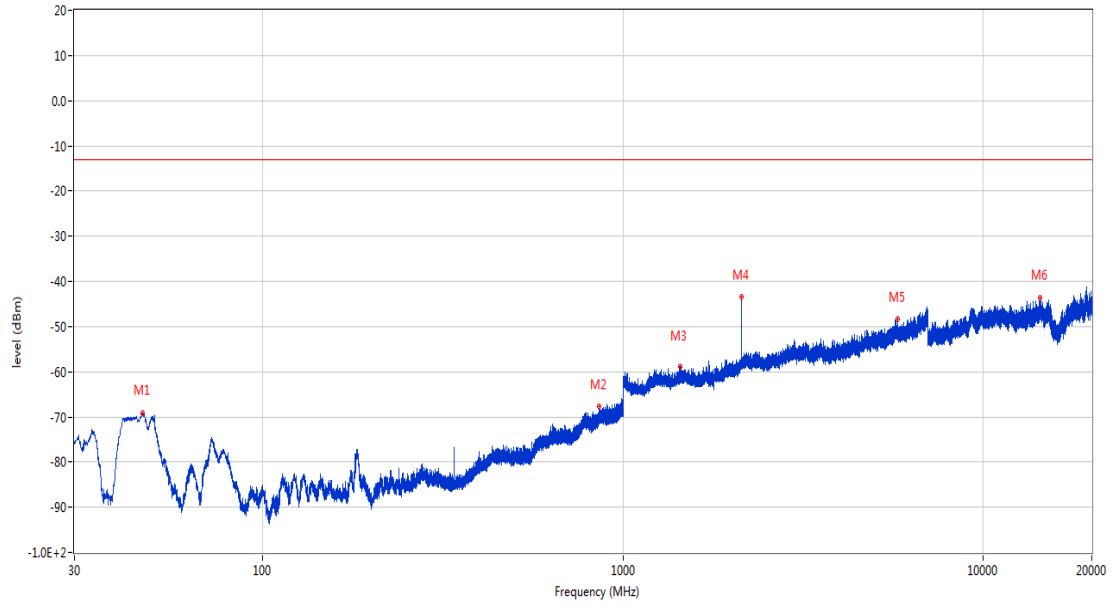
RSE Test case\_FCC PART22&24&27\_FCC PART 27\_1700\_WCDMA B4&LTE B4



Frequency (MHz)	Result (dBm)	Factor (dB)	PK Limit (dBm)	Over Limit (dB)	Table (o)	ANT	EUT	Verdict
49.982	-73.88	-16.00	-13.0	-60.88	273.00	Vertical	Vertical	Pass
779.761	-68.44	0.91	-13.0	-55.44	307.00	Vertical	Vertical	Pass
1731.900	-56.93	-5.67	-13.0	-43.93	41.00	Vertical	Vertical	N/A
2132.200	-44.46	-3.74	-13.0	-31.46	133.00	Vertical	Vertical	N/A
5181.000	-49.92	4.50	-13.0	-36.92	120.00	Vertical	Vertical	Pass
19291.677	-41.46	18.43	-13.0	-28.46	250.00	Vertical	Vertical	Pass

RSE-V&H LTE Band 4 BW1.4 CH20175

RSE Test case\_FCC PART22&24&27\_FCC PART 27\_1700\_WCDMA B4&LTE B4

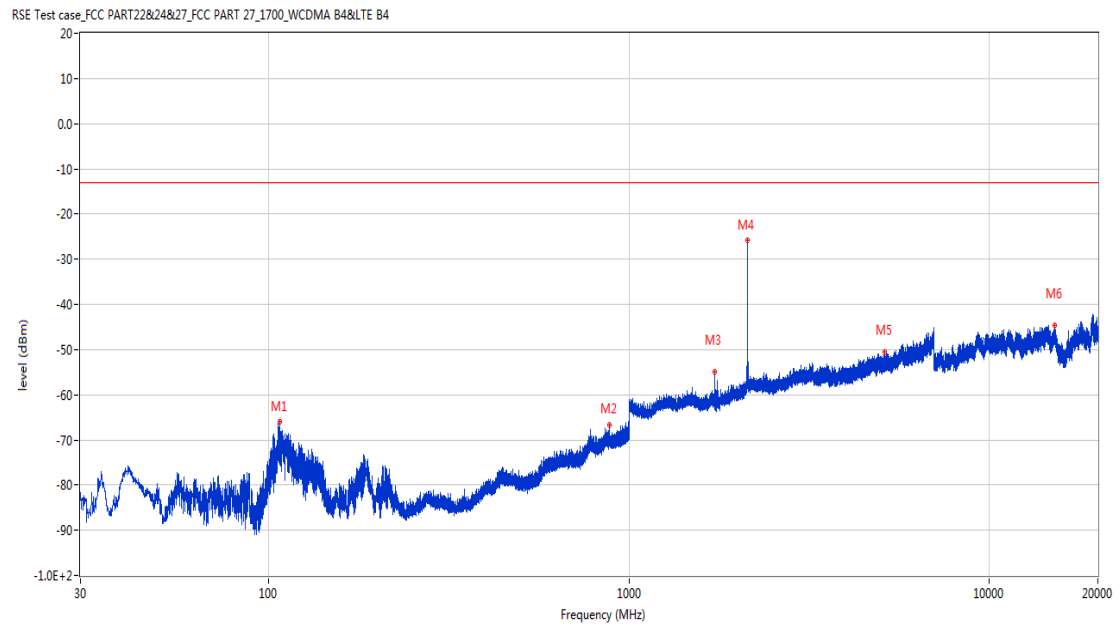


Frequency (MHz)	Result (dBm)	Factor (dB)	PK Limit (dBm)	Over Limit (dB)	Table (o)	ANT	EUT	Verdict
46.296	-69.20	-18.08	-13.0	-56.20	78.00	Vertical	Horizontal	Pass
857.604	-67.73	1.47	-13.0	-54.73	90.00	Vertical	Horizontal	Pass
1439.300	-58.82	-6.62	-13.0	-45.82	145.00	Vertical	Horizontal	Pass
2132.400	-43.42	-3.75	-13.0	-30.42	174.00	Vertical	Horizontal	N/A
5767.000	-48.39	5.69	-13.0	-35.39	273.00	Vertical	Horizontal	Pass
14328.688	-43.78	11.99	-13.0	-30.78	159.00	Vertical	Horizontal	Pass



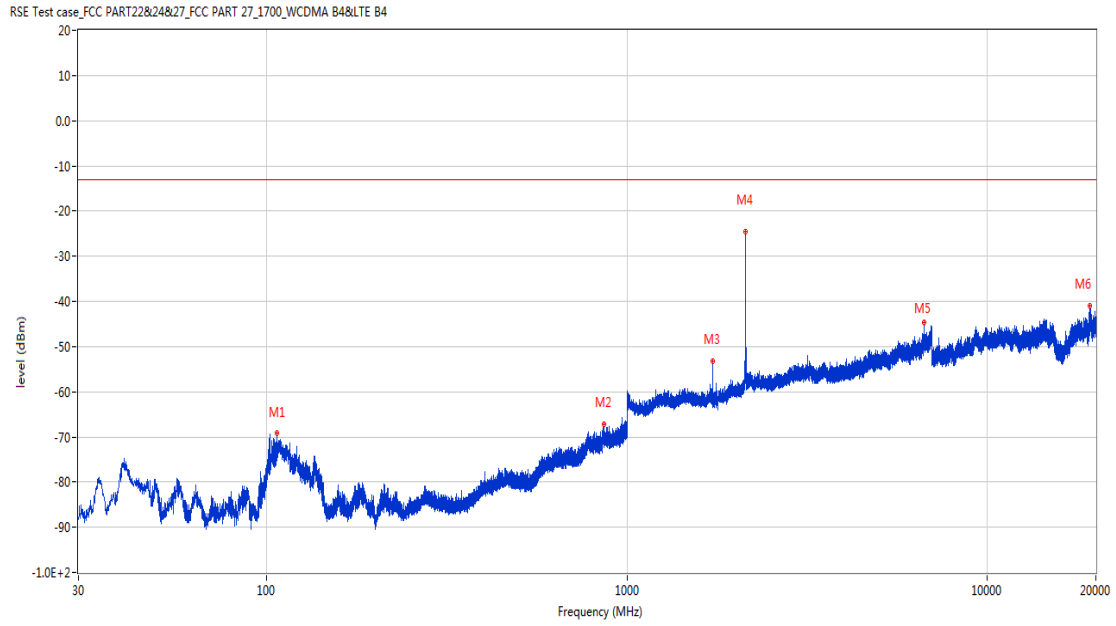
## 22.2 LTE Band 4 BW3, Middle Channel

RSE-H&H LTE Band 4 BW3 CH20175



Frequency (MHz)	Result (dBm)	Factor (dB)	PK Limit (dBm)	Over Limit (dB)	Table (o)	ANT	EUT	Verdict
107.309	-65.88	-22.61	-13.0	-52.88	44.00	Horizontal	Horizontal	Pass
881.951	-66.68	1.65	-13.0	-53.68	8.00	Horizontal	Horizontal	Pass
1731.200	-54.99	-5.67	-13.0	-41.99	24.00	Horizontal	Horizontal	N/A
2133.000	-25.71	-3.77	-13.0	-12.71	132.00	Horizontal	Horizontal	N/A
5127.200	-50.54	4.57	-13.0	-37.54	51.00	Horizontal	Horizontal	Pass
15212.826	-44.60	10.72	-13.0	-31.60	49.00	Horizontal	Horizontal	Pass

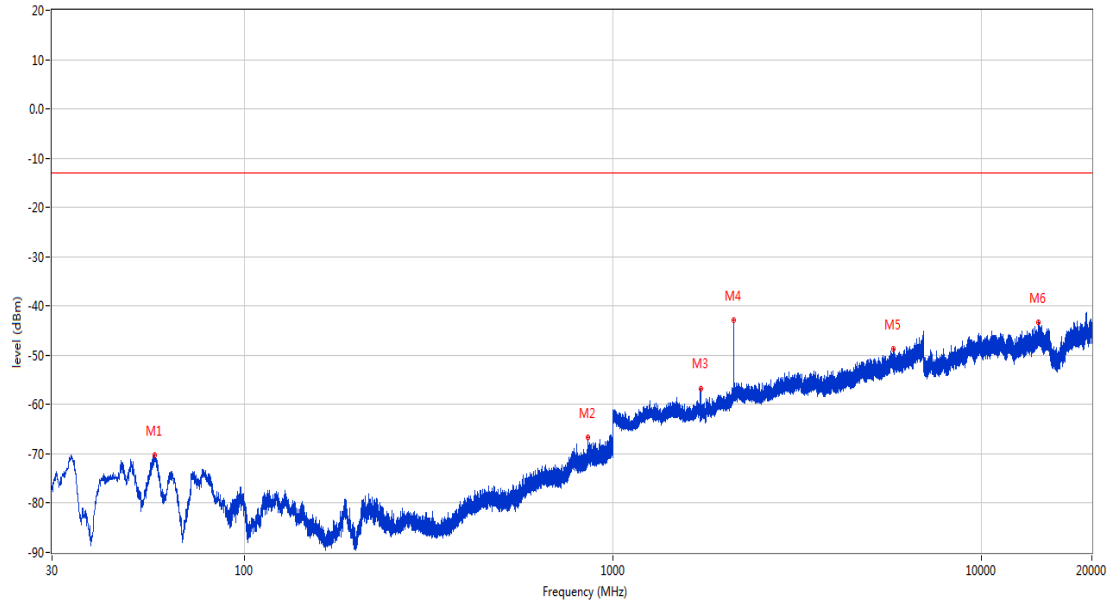
RSE-H&V LTE Band 4 BW3 CH20175



Frequency (MHz)	Result (dBm)	Factor (dB)	PK Limit (dBm)	Over Limit (dB)	Table (o)	ANT	EUT	Verdict
106.921	-69.14	-22.58	-13.0	-56.14	20.00	Horizontal	Vertical	Pass
861.678	-67.27	1.61	-13.0	-54.27	209.00	Horizontal	Vertical	Pass
1731.200	-53.26	-5.67	-13.0	-40.26	115.00	Horizontal	Vertical	N/A
2132.100	-24.62	-3.74	-13.0	-11.62	130.00	Horizontal	Vertical	N/A
6676.200	-44.77	7.87	-13.0	-31.77	112.00	Horizontal	Vertical	Pass
19277.175	-41.03	17.82	-13.0	-28.03	332.00	Horizontal	Vertical	Pass

RSE-V&V LTE Band 4 BW3 CH20175

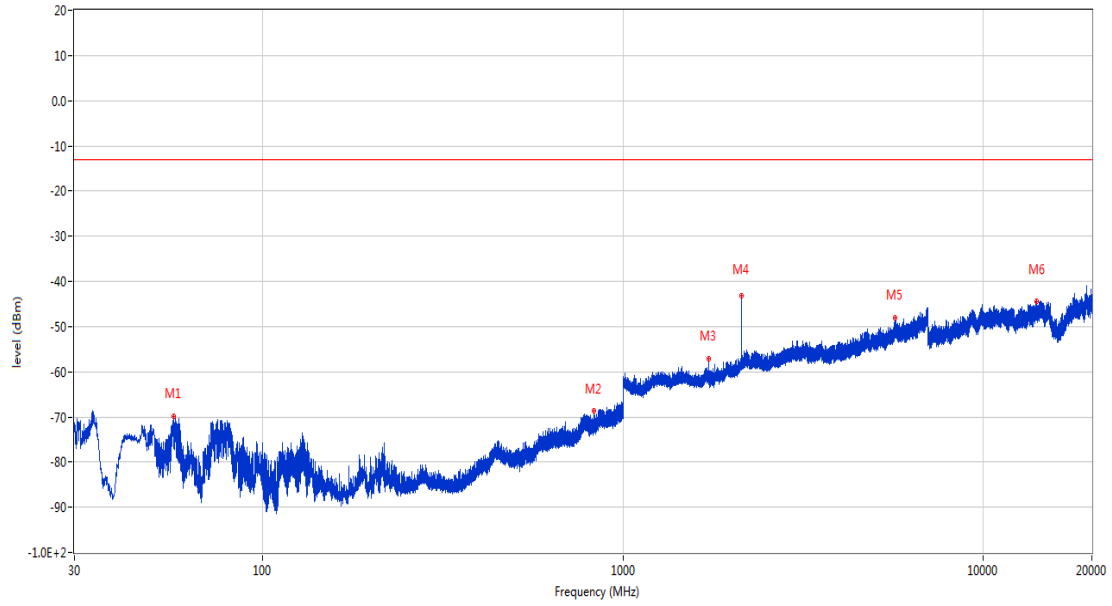
RSE Test case\_FCC PART22&24&27\_FCC PART 27\_1700\_WCDMA B4&LTE B4



Frequency (MHz)	Result (dBm)	Factor (dB)	PK Limit (dBm)	Over Limit (dB)	Table (o)	ANT	EUT	Verdict
57.014	-70.32	-18.01	-13.0	-57.32	308.00	Vertical	Vertical	Pass
857.313	-66.63	1.46	-13.0	-53.63	323.00	Vertical	Vertical	Pass
1731.200	-56.70	-5.67	-13.0	-43.70	75.00	Vertical	Vertical	N/A
2131.800	-42.83	-3.73	-13.0	-29.83	95.00	Vertical	Vertical	N/A
5769.600	-48.66	5.56	-13.0	-35.66	225.00	Vertical	Vertical	Pass
14312.375	-43.26	12.25	-13.0	-30.26	221.00	Vertical	Vertical	Pass

RSE-V&H LTE Band 4 BW3 CH20175

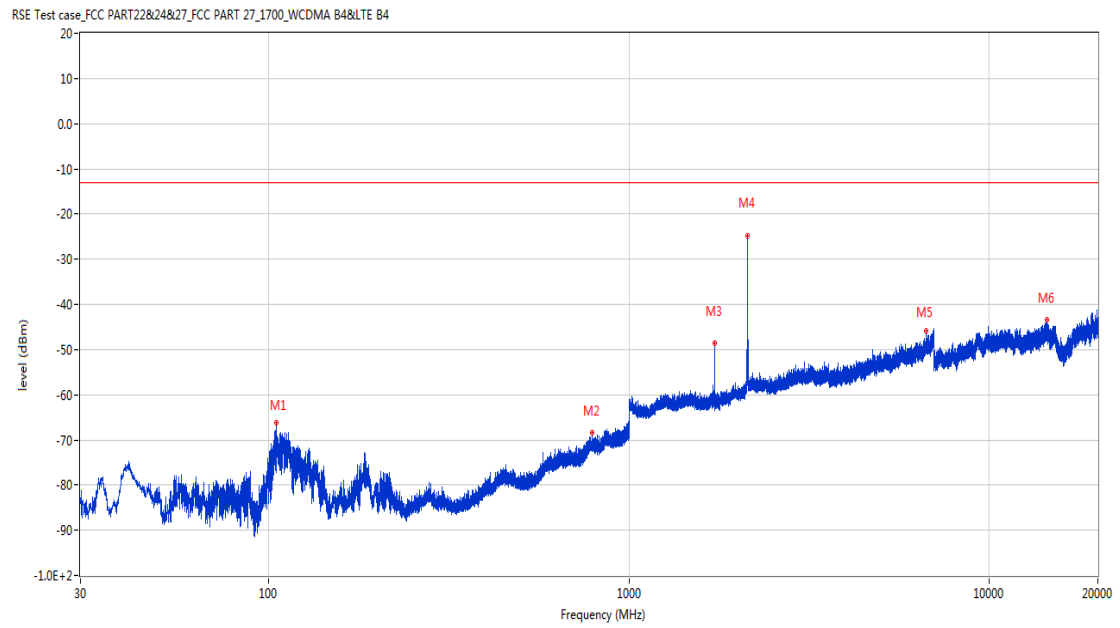
RSE Test case\_FCC PART22&24&27\_FCC PART 27\_1700\_WCDMA B4&LTE B4



Frequency (MHz)	Result (dBm)	Factor (dB)	PK Limit (dBm)	Over Limit (dB)	Table (o)	ANT	EUT	Verdict
56.529	-69.83	-17.91	-13.0	-56.83	205.00	Vertical	Horizontal	Pass
828.746	-68.75	0.16	-13.0	-55.75	293.00	Vertical	Horizontal	Pass
1731.000	-57.22	-5.66	-13.0	-44.22	71.00	Vertical	Horizontal	N/A
2132.800	-43.20	-3.76	-13.0	-30.20	76.00	Vertical	Horizontal	N/A
5680.800	-48.09	5.98	-13.0	-35.09	341.00	Vertical	Horizontal	Pass
14027.088	-44.52	12.11	-13.0	-31.52	269.00	Vertical	Horizontal	Pass

## 22.3 LTE Band 4 BW5, Middle Channel

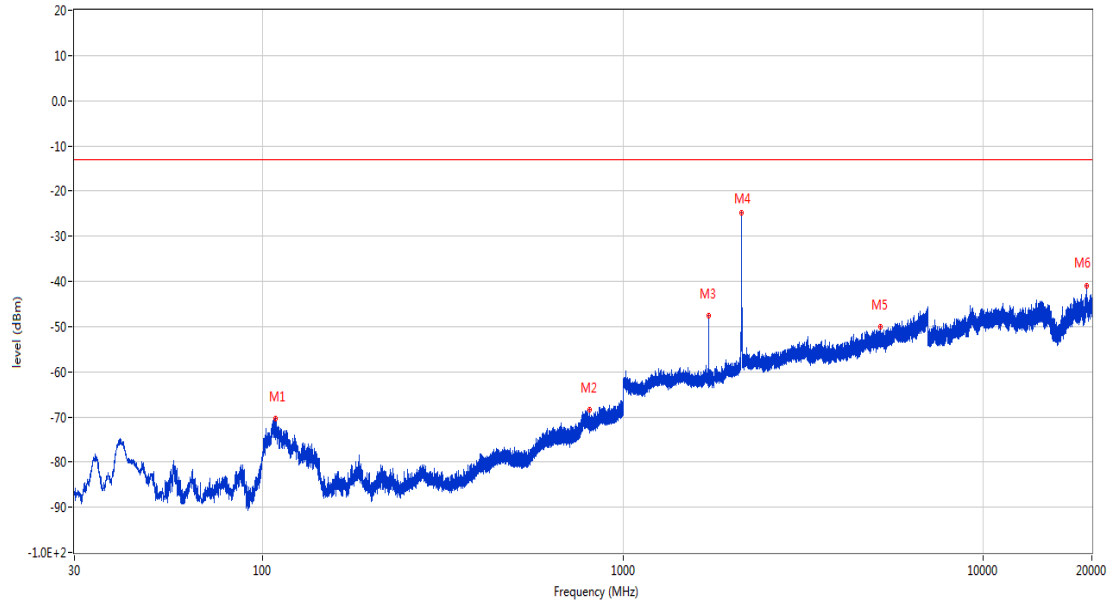
RSE-H&H LTE Band 4 BW5 CH20175



Frequency (MHz)	Result (dBm)	Factor (dB)	PK Limit (dBm)	Over Limit (dB)	Table (o)	ANT	EUT	Verdict
105.127	-66.22	-22.68	-13.0	-53.22	14.00	Horizontal	Horizontal	Pass
789.655	-68.34	0.61	-13.0	-55.34	356.00	Horizontal	Horizontal	Pass
1730.200	-48.58	-5.66	-13.0	-35.58	31.00	Horizontal	Horizontal	N/A
2131.700	-24.90	-3.73	-13.0	-11.90	129.00	Horizontal	Horizontal	N/A
6682.800	-45.81	7.73	-13.0	-32.81	130.00	Horizontal	Horizontal	Pass
14453.750	-43.47	12.46	-13.0	-30.47	225.00	Horizontal	Horizontal	Pass

RSE-H&V LTE Band 4 BW5 CH20175

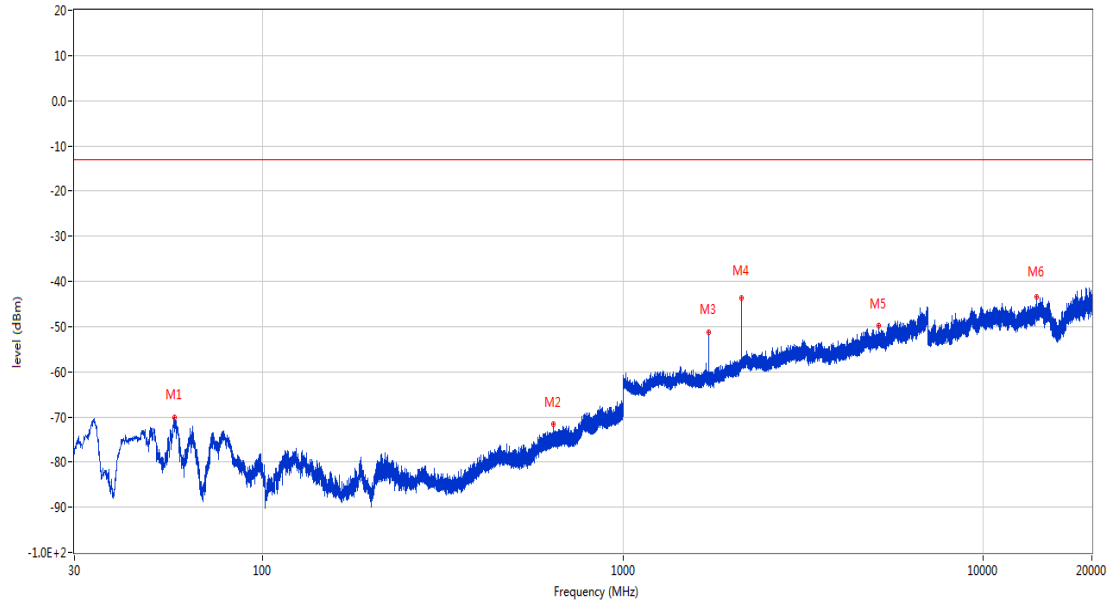
RSE Test case\_FCC PART22&24&27\_FCC PART 27\_1700\_WCDMA B4&LTE B4



Frequency (MHz)	Result (dBm)	Factor (dB)	PK Limit (dBm)	Over Limit (dB)	Table (o)	ANT	EUT	Verdict
108.715	-70.35	-22.71	-13.0	-57.35	13.00	Horizontal	Vertical	Pass
809.298	-68.29	-0.04	-13.0	-55.29	11.00	Horizontal	Vertical	Pass
1730.300	-47.67	-5.66	-13.0	-34.67	117.00	Horizontal	Vertical	N/A
2130.800	-24.84	-3.79	-13.0	-11.84	42.00	Horizontal	Vertical	N/A
5180.400	-50.00	4.45	-13.0	-37.00	91.00	Horizontal	Vertical	Pass
19317.412	-40.98	18.90	-13.0	-27.98	3.00	Horizontal	Vertical	Pass

RSE-V&V LTE Band 4 BW5 CH20175

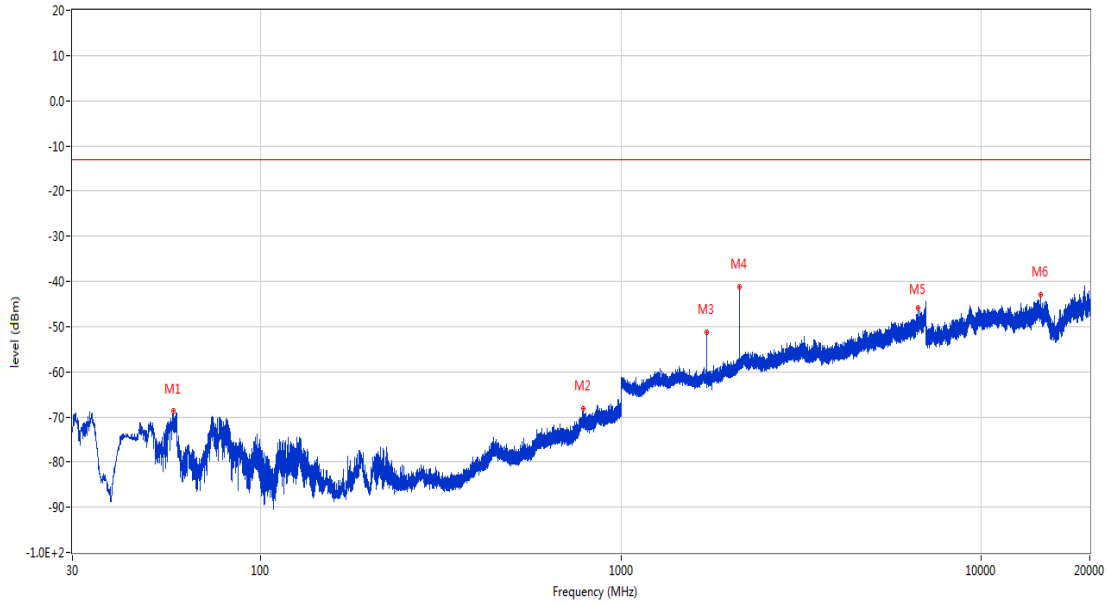
RSE Test case\_FCC PART22&24&27\_FCC PART 27\_1700\_WCDMA B4&LTE B4



Frequency (MHz)	Result (dBm)	Factor (dB)	PK Limit (dBm)	Over Limit (dB)	Table (o)	ANT	EUT	Verdict
56.772	-70.08	-17.96	-13.0	-57.08	319.00	Vertical	Vertical	Pass
640.906	-71.57	-3.28	-13.0	-58.57	242.00	Vertical	Vertical	Pass
1730.200	-51.23	-5.66	-13.0	-38.23	41.00	Vertical	Vertical	N/A
2132.900	-43.67	-3.76	-13.0	-30.67	133.00	Vertical	Vertical	N/A
5119.200	-49.84	4.43	-13.0	-36.84	220.00	Vertical	Vertical	Pass
14048.474	-43.34	11.80	-13.0	-30.34	312.00	Vertical	Vertical	Pass

RSE-V&H LTE Band 4 BW5 CH20175

RSE Test case\_FCC PART22&24&27\_FCC PART 27\_1700\_WCDMA B4&LTE B4

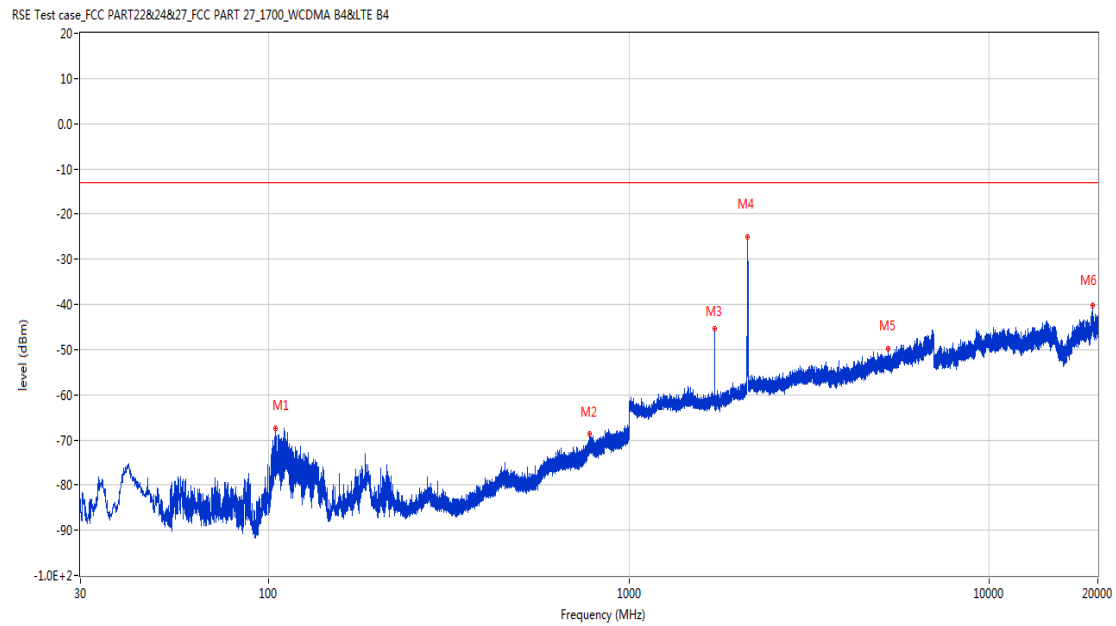


Frequency (MHz)	Result (dBm)	Factor (dB)	PK Limit (dBm)	Over Limit (dB)	Table (o)	ANT	EUT	Verdict
57.111	-68.64	-18.03	-13.0	-55.64	185.00	Vertical	Horizontal	Pass
783.447	-68.07	0.77	-13.0	-55.07	185.00	Vertical	Horizontal	Pass
1730.200	-51.23	-5.66	-13.0	-38.23	62.00	Vertical	Horizontal	N/A
2133.600	-41.24	-3.79	-13.0	-28.24	67.00	Vertical	Horizontal	N/A
6685.400	-45.90	7.84	-13.0	-32.90	311.00	Vertical	Horizontal	Pass
14580.625	-42.85	11.51	-13.0	-29.85	188.00	Vertical	Horizontal	Pass



## 22.4 LTE Band 4 BW10, Middle Channel

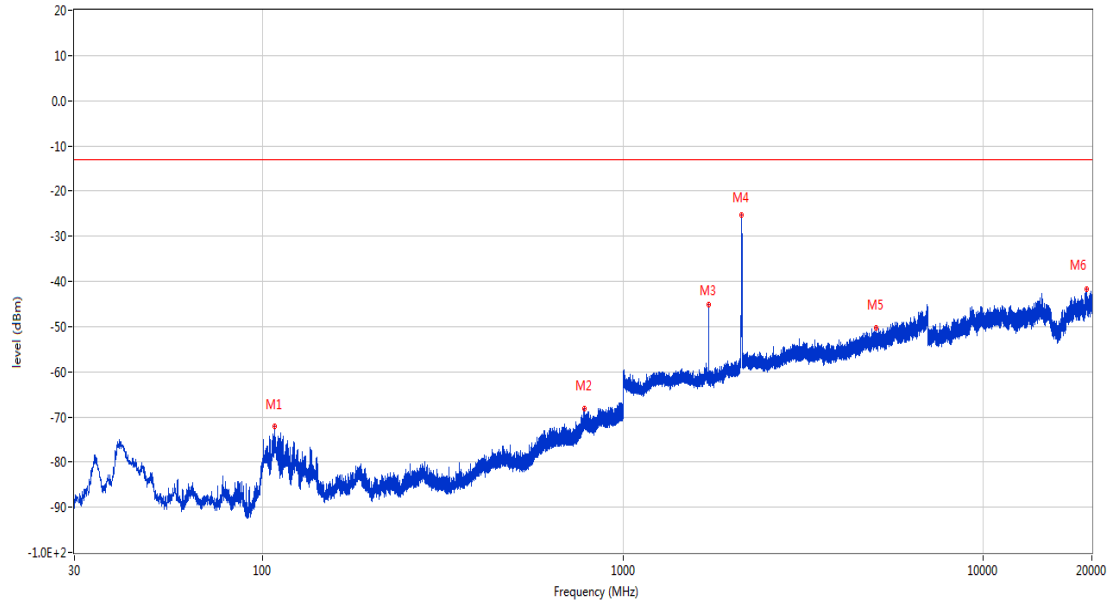
RSE-H&H LTE Band 4 BW10 CH20175



Frequency (MHz)	Result (dBm)	Factor (dB)	PK Limit (dBm)	Over Limit (dB)	Table (o)	ANT	EUT	Verdict
104.108	-67.32	-22.64	-13.0	-54.32	30.00	Horizontal	Horizontal	Pass
777.967	-68.72	0.55	-13.0	-55.72	153.00	Horizontal	Horizontal	Pass
1728.000	-45.35	-5.64	-13.0	-32.35	28.00	Horizontal	Horizontal	N/A
2130.700	-25.17	-3.80	-13.0	-12.17	130.00	Horizontal	Horizontal	N/A
5238.400	-49.86	4.21	-13.0	-36.86	319.00	Horizontal	Horizontal	Pass
19306.899	-40.35	18.82	-13.0	-27.35	187.00	Horizontal	Horizontal	Pass

RSE-H&V LTE Band 4 BW10 CH20175

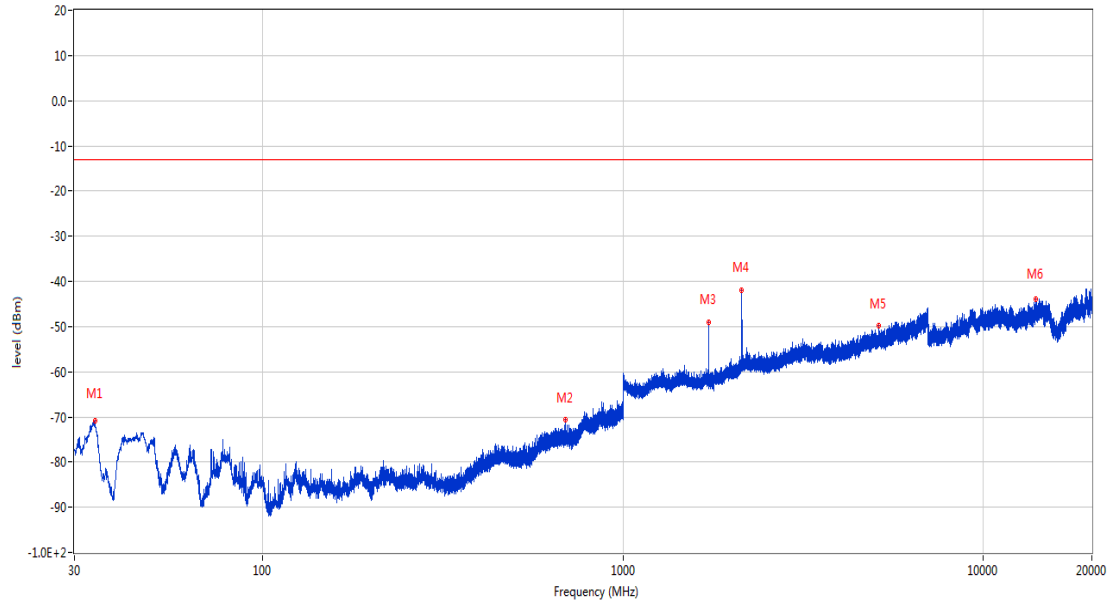
RSE Test case\_FCC PART22&24&27\_FCC PART 27\_1700\_WCDMA B4&LTE B4



Frequency (MHz)	Result (dBm)	Factor (dB)	PK Limit (dBm)	Over Limit (dB)	Table (o)	ANT	EUT	Verdict
107.600	-72.12	-22.63	-13.0	-59.12	360.00	Horizontal	Vertical	Pass
782.671	-68.13	0.86	-13.0	-55.13	192.00	Horizontal	Vertical	Pass
1728.100	-45.14	-5.64	-13.0	-32.14	123.00	Horizontal	Vertical	N/A
2133.400	-25.25	-3.78	-13.0	-12.25	130.00	Horizontal	Vertical	N/A
5044.400	-50.23	4.00	-13.0	-37.23	212.00	Horizontal	Vertical	Pass
19332.637	-41.79	18.84	-13.0	-28.79	357.00	Horizontal	Vertical	Pass

RSE-V&V LTE Band 4 BW10 CH20175

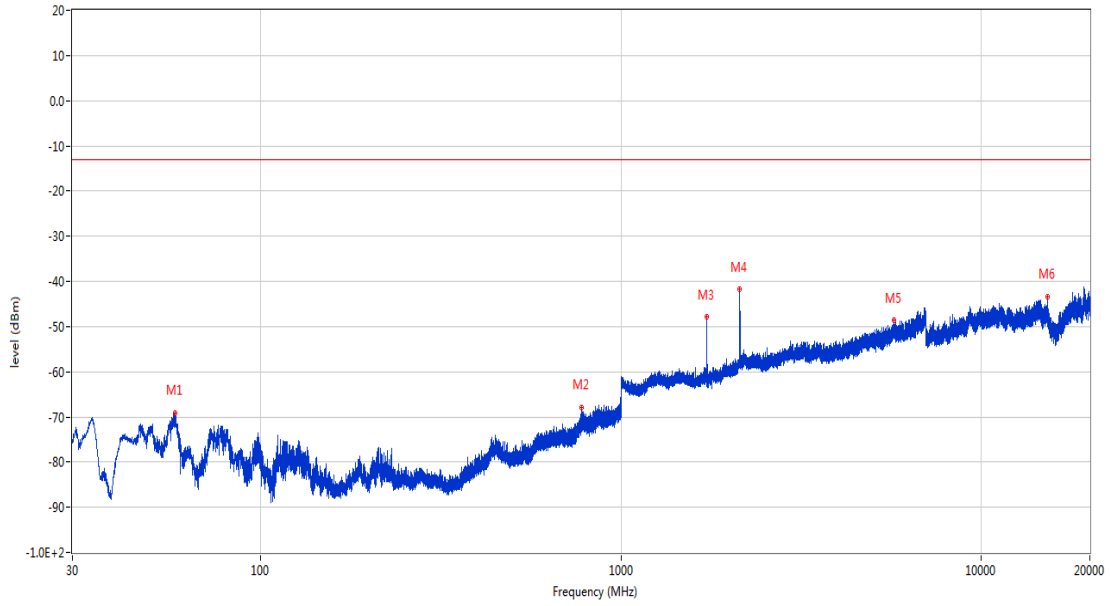
RSE Test case\_FCC PART22&24&27\_FCC PART 27\_1700\_WCDMA B4&LTE B4



Frequency (MHz)	Result (dBm)	Factor (dB)	PK Limit (dBm)	Over Limit (dB)	Table (o)	ANT	EUT	Verdict
34.171	-70.88	-19.18	-13.0	-57.88	41.00	Vertical	Vertical	Pass
690.279	-70.71	-3.06	-13.0	-57.71	167.00	Vertical	Vertical	Pass
1728.100	-49.04	-5.64	-13.0	-36.04	40.00	Vertical	Vertical	N/A
2129.600	-41.99	-3.90	-13.0	-28.99	70.00	Vertical	Vertical	N/A
5110.400	-49.92	4.42	-13.0	-36.92	158.00	Vertical	Vertical	Pass
13982.862	-44.03	12.87	-13.0	-31.03	232.00	Vertical	Vertical	Pass

RSE-V&H LTE Band 4 BW10 CH20175

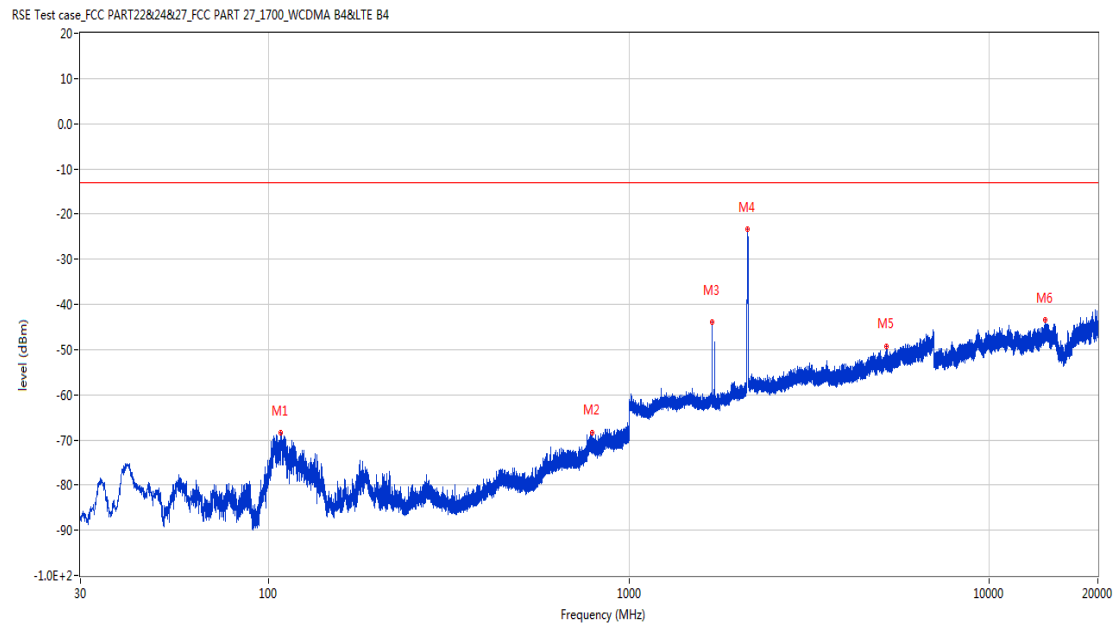
RSE Test case\_FCC PART22&24&27\_FCC PART 27\_1700\_WCDMA B4&LTE B4



Frequency (MHz)	Result (dBm)	Factor (dB)	PK Limit (dBm)	Over Limit (dB)	Table (o)	ANT	EUT	Verdict
57.791	-69.04	-18.19	-13.0	-56.04	198.00	Vertical	Horizontal	Pass
776.561	-67.84	0.69	-13.0	-54.84	22.00	Vertical	Horizontal	Pass
1728.000	-47.92	-5.64	-13.0	-34.92	73.00	Vertical	Horizontal	N/A
2129.400	-41.76	-3.91	-13.0	-28.76	73.00	Vertical	Horizontal	N/A
5706.600	-48.64	5.52	-13.0	-35.64	174.00	Vertical	Horizontal	Pass
15241.825	-43.45	10.39	-13.0	-30.45	343.00	Vertical	Horizontal	Pass

## 22.5 LTE Band 4 BW15, Middle Channel

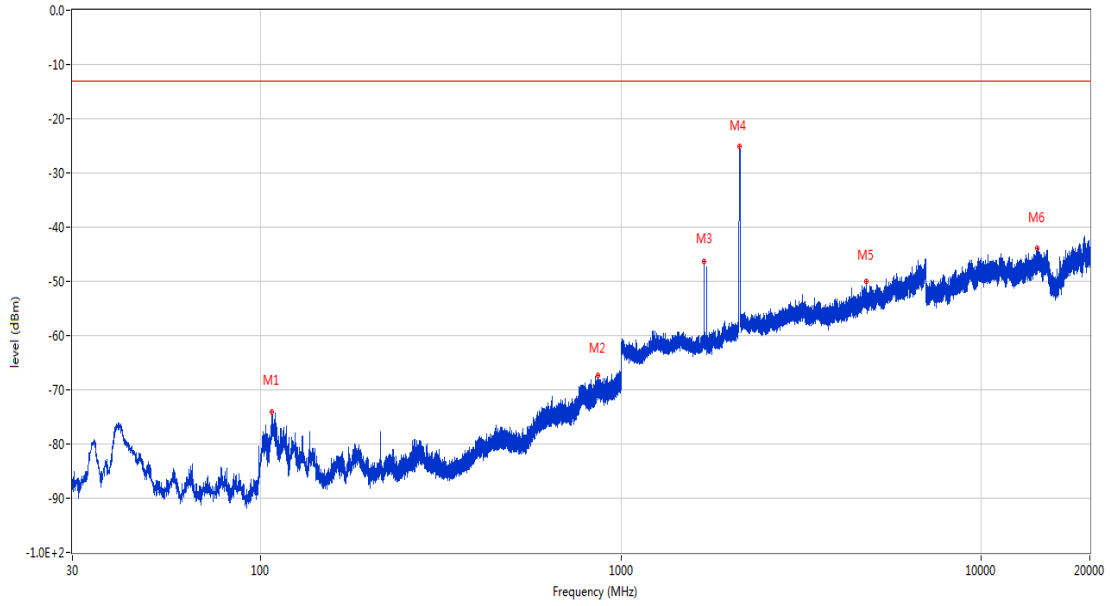
RSE-H&H LTE Band 4 BW15 CH20175



Frequency (MHz)	Result (dBm)	Factor (dB)	PK Limit (dBm)	Over Limit (dB)	Table (o)	ANT	EUT	Verdict
107.988	-68.39	-22.66	-13.0	-55.39	30.00	Horizontal	Horizontal	Pass
789.801	-68.44	0.63	-13.0	-55.44	360.00	Horizontal	Horizontal	Pass
1699.100	-44.03	-5.54	-13.0	-31.03	250.00	Horizontal	Horizontal	N/A
2136.800	-23.44	-3.54	-13.0	-10.44	137.00	Horizontal	Horizontal	N/A
5172.600	-49.43	4.22	-13.0	-36.43	107.00	Horizontal	Horizontal	Pass
14310.925	-43.49	12.29	-13.0	-30.49	218.00	Horizontal	Horizontal	Pass

RSE-H&V LTE Band 4 BW15 CH20175

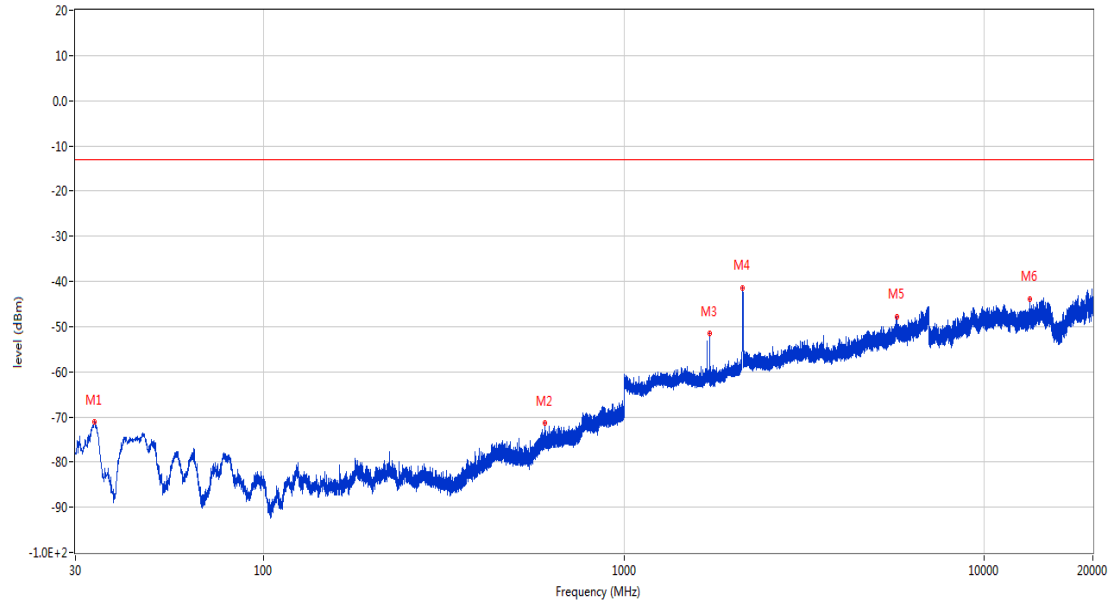
RSE Test case\_FCC PART22&24&27\_FCC PART 27\_1700\_WCDMA B4&LTE B4



Frequency (MHz)	Result (dBm)	Factor (dB)	PK Limit (dBm)	Over Limit (dB)	Table (o)	ANT	EUT	Verdict
107.357	-73.99	-22.61	-13.0	-60.99	54.00	Horizontal	Vertical	Pass
863.666	-67.28	1.45	-13.0	-54.28	0.00	Horizontal	Vertical	Pass
1699.300	-46.34	-5.52	-13.0	-33.34	120.00	Horizontal	Vertical	N/A
2129.100	-25.08	-3.90	-13.0	-12.08	128.00	Horizontal	Vertical	N/A
4789.200	-50.08	4.26	-13.0	-37.08	259.00	Horizontal	Vertical	Pass
14250.025	-43.93	12.25	-13.0	-30.93	224.00	Horizontal	Vertical	Pass

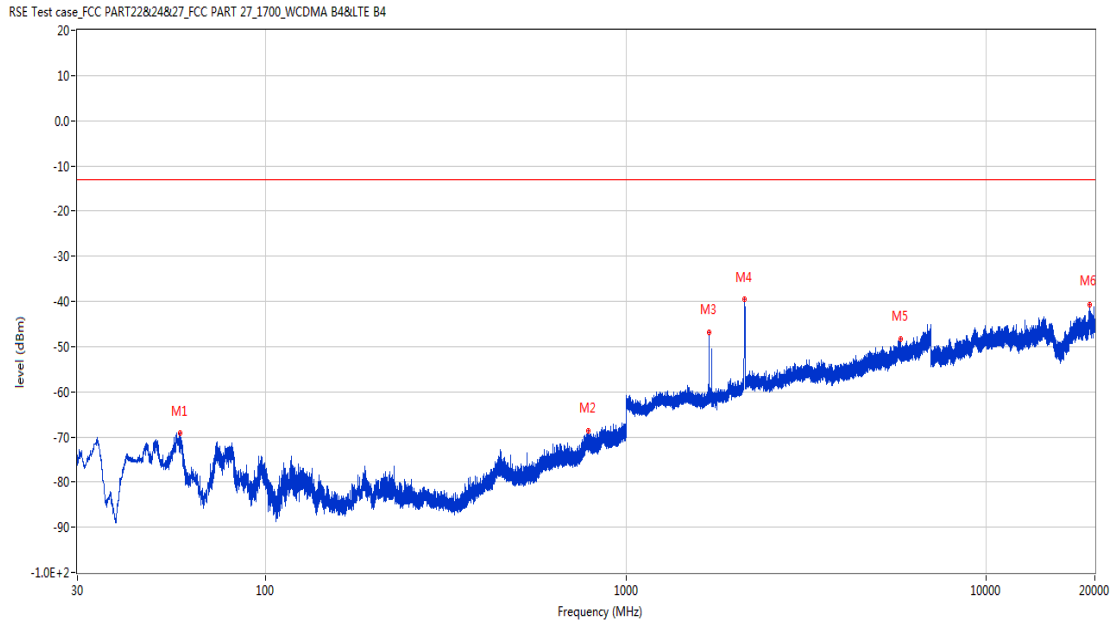
RSE-V&V LTE Band 4 BW15 CH20175

RSE Test case\_FCC PART22&24&27\_FCC PART 27\_1700\_WCDMA B4&LTE B4



Frequency (MHz)	Result (dBm)	Factor (dB)	PK Limit (dBm)	Over Limit (dB)	Table (o)	ANT	EUT	Verdict
33.928	-71.20	-19.25	-13.0	-58.20	276.00	Vertical	Vertical	Pass
602.348	-71.40	-4.16	-13.0	-58.40	163.00	Vertical	Vertical	Pass
1725.900	-51.60	-5.62	-13.0	-38.60	76.00	Vertical	Vertical	N/A
2133.500	-41.48	-3.78	-13.0	-28.48	130.00	Vertical	Vertical	N/A
5706.600	-47.94	5.52	-13.0	-34.94	53.00	Vertical	Vertical	Pass
13336.526	-43.83	12.34	-13.0	-30.83	317.00	Vertical	Vertical	Pass

RSE-V&H LTE Band 4 BW15 CH20175

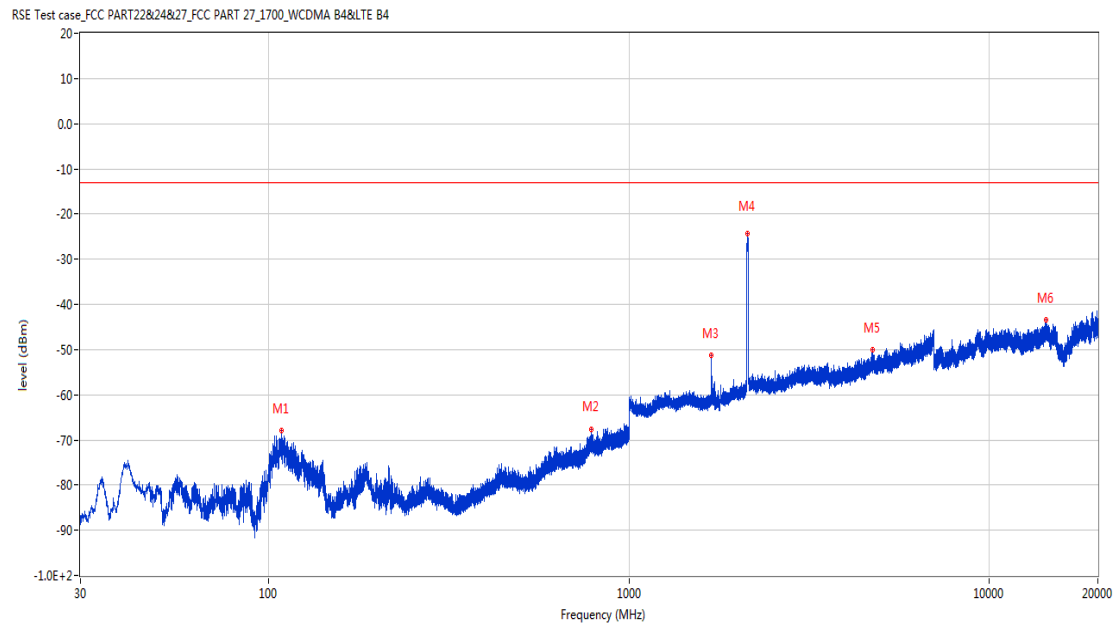


Frequency (MHz)	Result (dBm)	Factor (dB)	PK Limit (dBm)	Over Limit (dB)	Table (o)	ANT	EUT	Verdict
57.839	-69.25	-18.21	-13.0	-56.25	192.00	Vertical	Horizontal	Pass
786.164	-68.56	0.56	-13.0	-55.56	316.00	Vertical	Horizontal	Pass
1699.300	-46.83	-5.52	-13.0	-33.83	65.00	Vertical	Horizontal	N/A
2126.400	-39.60	-3.99	-13.0	-26.60	71.00	Vertical	Horizontal	N/A
5780.600	-48.24	5.36	-13.0	-35.24	172.00	Vertical	Horizontal	Pass
19302.187	-40.71	18.78	-13.0	-27.71	4.00	Vertical	Horizontal	Pass



## 22.6 LTE Band 4 BW20, Middle Channel

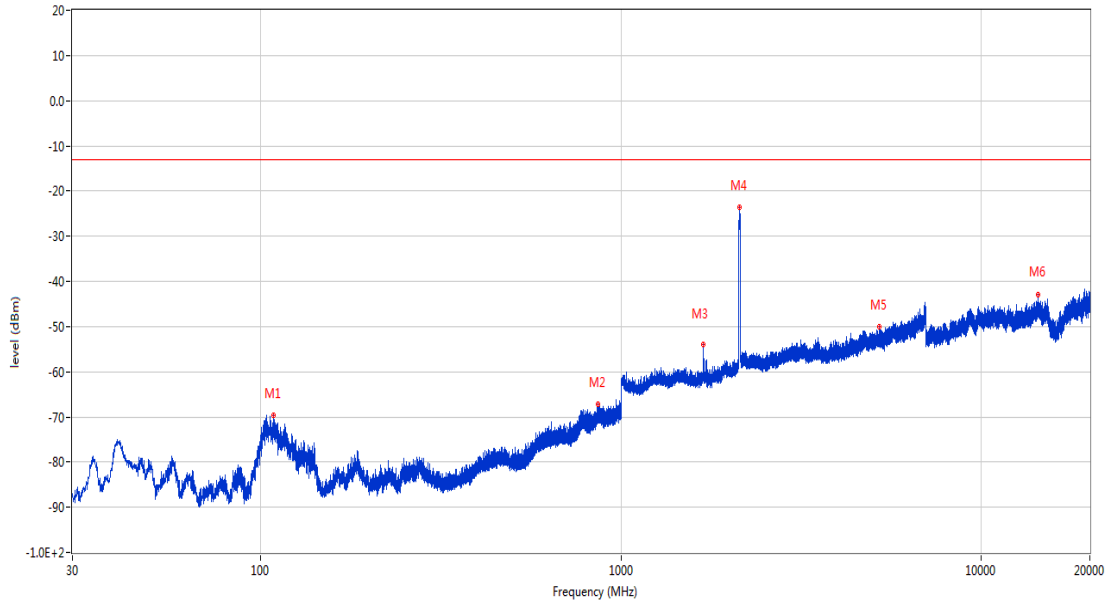
RSE-H&H LTE Band 4 BW20 CH20175



Frequency (MHz)	Result (dBm)	Factor (dB)	PK Limit (dBm)	Over Limit (dB)	Table (o)	ANT	EUT	Verdict
108.521	-67.88	-22.70	-13.0	-54.88	48.00	Horizontal	Horizontal	Pass
786.794	-67.63	0.53	-13.0	-54.63	347.00	Horizontal	Horizontal	Pass
1687.900	-51.25	-6.43	-13.0	-38.25	246.00	Horizontal	Horizontal	N/A
2136.100	-24.44	-3.51	-13.0	-11.44	130.00	Horizontal	Horizontal	N/A
4749.800	-50.15	4.08	-13.0	-37.15	320.00	Horizontal	Horizontal	Pass
14371.463	-43.39	12.22	-13.0	-30.39	73.00	Horizontal	Horizontal	Pass

RSE-H&V LTE Band 4 BW20 CH20175

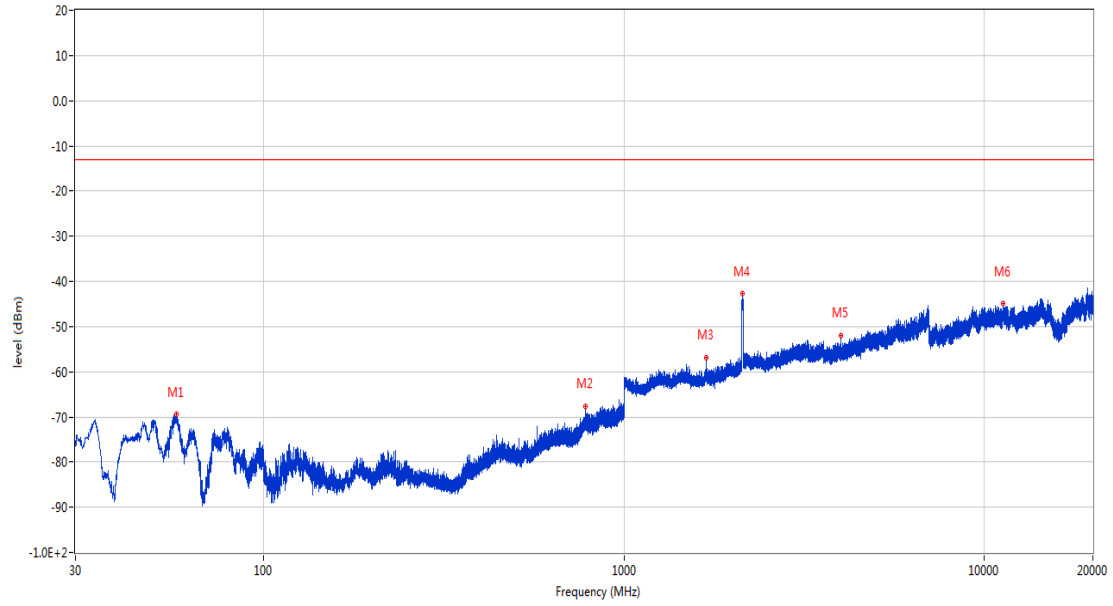
RSE Test case\_FCC PART22&24&27\_FCC PART 27\_1700\_WCDMA B4&LTE B4



Frequency (MHz)	Result (dBm)	Factor (dB)	PK Limit (dBm)	Over Limit (dB)	Table (o)	ANT	EUT	Verdict
108.473	-69.74	-22.70	-13.0	-56.74	24.00	Horizontal	Vertical	Pass
864.685	-67.29	1.54	-13.0	-54.29	187.00	Horizontal	Vertical	Pass
1687.600	-53.96	-6.42	-13.0	-40.96	120.00	Horizontal	Vertical	N/A
2136.300	-23.53	-3.52	-13.0	-10.53	127.00	Horizontal	Vertical	N/A
5209.400	-50.11	4.18	-13.0	-37.11	176.00	Horizontal	Vertical	Pass
14378.713	-42.98	12.54	-13.0	-29.98	90.00	Horizontal	Vertical	Pass

RSE-V&V LTE Band 4 BW20 CH20175

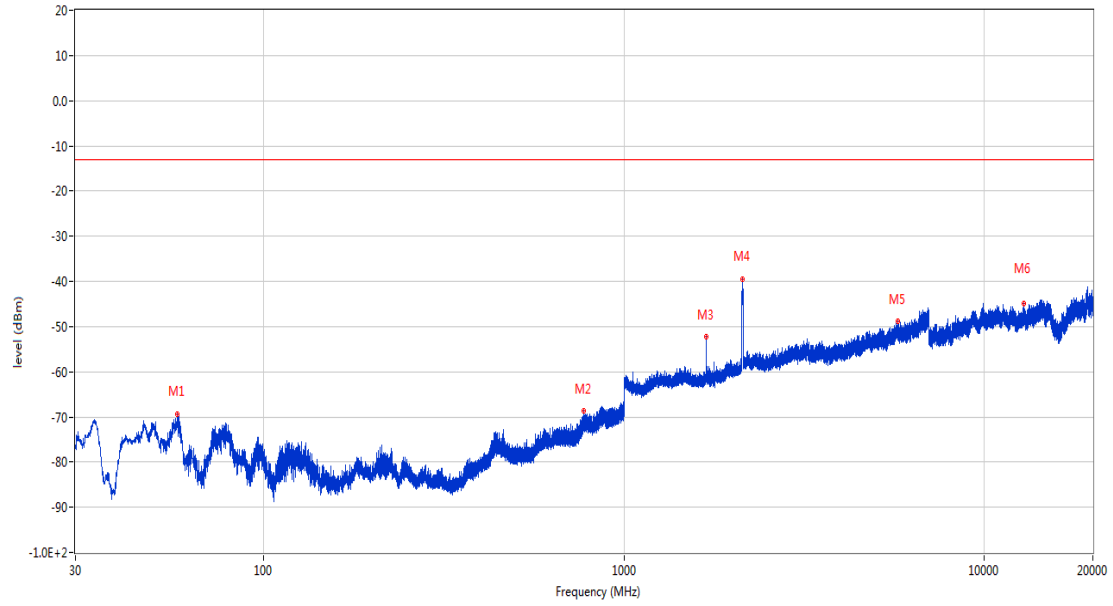
RSE Test case\_FCC PART22&24&27\_FCC PART 27\_1700\_WCDMA B4&LTE B4



Frequency (MHz)	Result (dBm)	Factor (dB)	PK Limit (dBm)	Over Limit (dB)	Table (o)	ANT	EUT	Verdict
57.160	-69.39	-18.04	-13.0	-56.39	65.00	Vertical	Vertical	Pass
781.071	-67.56	0.95	-13.0	-54.56	78.00	Vertical	Vertical	Pass
1687.800	-57.02	-6.43	-13.0	-44.02	262.00	Vertical	Vertical	N/A
2134.200	-42.80	-3.72	-13.0	-29.80	67.00	Vertical	Vertical	N/A
3985.600	-52.09	2.02	-13.0	-39.09	224.00	Vertical	Vertical	Pass
11258.738	-44.91	11.98	-13.0	-31.91	243.00	Vertical	Vertical	Pass

RSE-V&H LTE Band 4 BW20 CH20175

RSE Test case\_FCC PART22&24&27\_FCC PART 27\_1700\_WCDMA B4&LTE B4

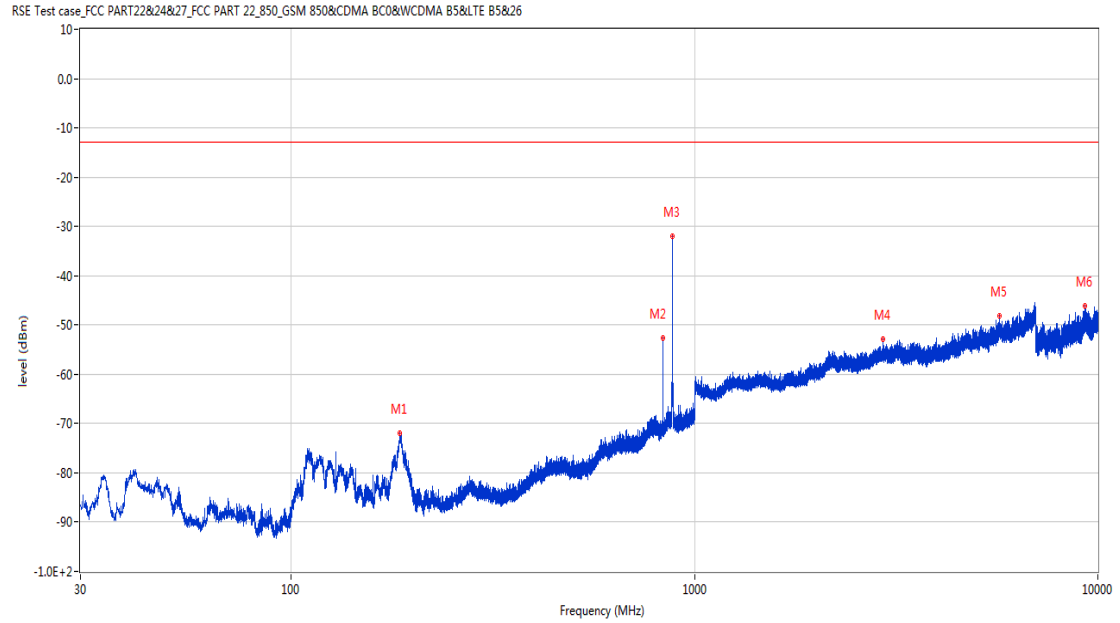


Frequency (MHz)	Result (dBm)	Factor (dB)	PK Limit (dBm)	Over Limit (dB)	Table (o)	ANT	EUT	Verdict
57.499	-69.49	-18.11	-13.0	-56.49	160.00	Vertical	Horizontal	Pass
771.468	-68.71	0.13	-13.0	-55.71	33.00	Vertical	Horizontal	Pass
1688.000	-52.28	-6.43	-13.0	-39.28	68.00	Vertical	Horizontal	N/A
2134.200	-39.43	-3.72	-13.0	-26.43	75.00	Vertical	Horizontal	N/A
5755.000	-48.79	5.33	-13.0	-35.79	233.00	Vertical	Horizontal	Pass
12839.537	-44.95	11.90	-13.0	-31.95	116.00	Vertical	Horizontal	Pass

## 23 LTE Band 5

### 23.1 LTE Band 5 BW1.4, Middle Channel

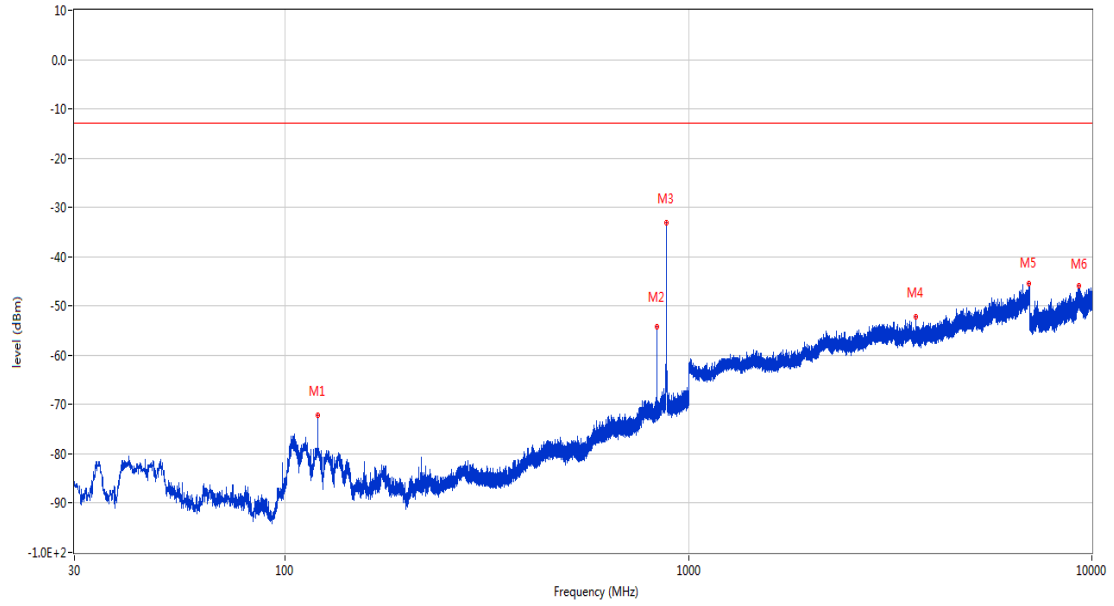
RSE-H&H LTE Band 5 BW1.4 CH20525



Frequency (MHz)	Result (dBm)	Factor (dB)	PK Limit (dBm)	Over Limit (dB)	Table (o)	ANT	EUT	Verdict
185.831	-71.86	-15.53	-13.0	-58.86	330.00	Horizontal	Horizontal	Pass
836.070	-52.56	0.91	-13.0	-39.56	81.00	Horizontal	Horizontal	N/A
881.030	-32.00	1.71	-13.0	-19.00	199.00	Horizontal	Horizontal	N/A
2934.600	-52.84	0.26	-13.0	-39.84	303.00	Horizontal	Horizontal	Pass
5704.200	-48.16	5.53	-13.0	-35.16	33.00	Horizontal	Horizontal	Pass
9305.800	-46.17	11.75	-13.0	-33.17	312.00	Horizontal	Horizontal	Pass

RSE-H&V LTE Band 5 BW1.4 CH20525

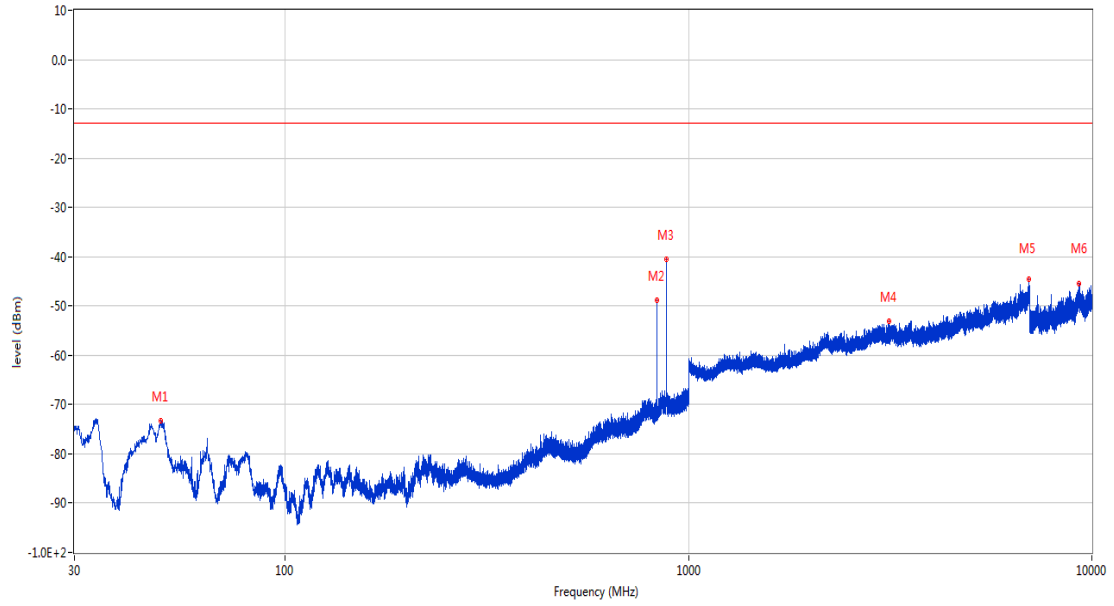
RSE Test case\_FCC PART22&24&27\_FCC PART 22\_850\_GSM 850&CDMA BC0&WCDMA B5&LTE B5&26



Frequency (MHz)	Result (dBm)	Factor (dB)	PK Limit (dBm)	Over Limit (dB)	Table (o)	ANT	EUT	Verdict
120.210	-72.21	-20.67	-13.0	-59.21	360.00	Horizontal	Vertical	Pass
836.070	-54.29	0.91	-13.0	-41.29	50.00	Horizontal	Vertical	N/A
881.708	-33.06	1.71	-13.0	-20.06	207.00	Horizontal	Vertical	N/A
3655.600	-52.16	1.10	-13.0	-39.16	69.00	Horizontal	Vertical	Pass
6994.200	-45.50	9.77	-13.0	-32.50	40.00	Horizontal	Vertical	Pass
9296.500	-45.86	11.69	-13.0	-32.86	51.00	Horizontal	Vertical	Pass

RSE-V&V LTE Band 5 BW1.4 CH20525

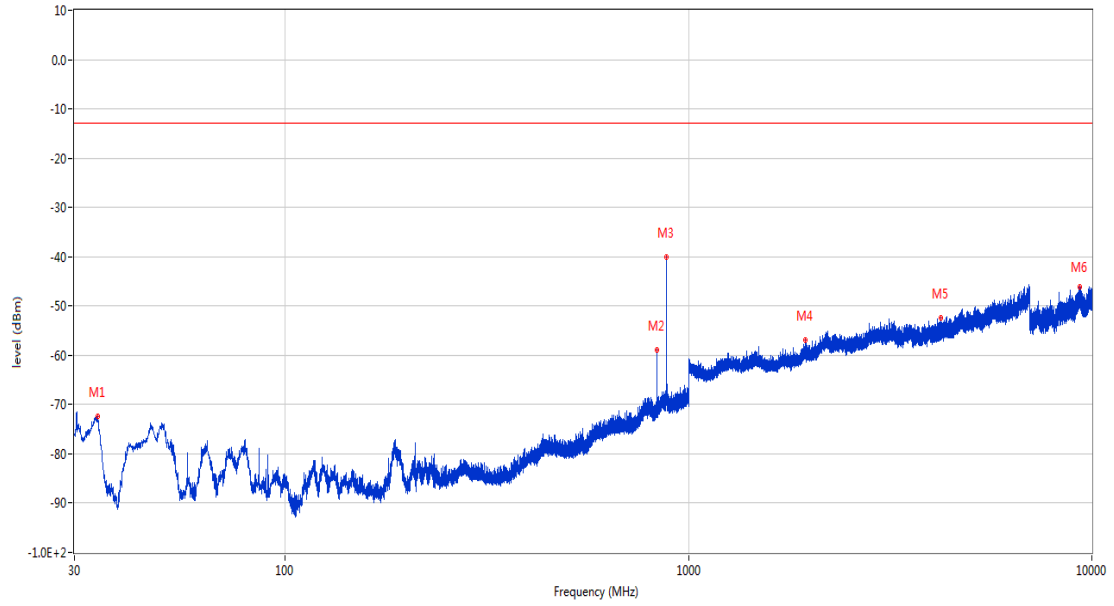
RSE Test case\_FCC PART22&24&27\_FCC PART 22\_850\_GSM 850&CDMA BC0&WCDMA B5&LTE B5&26



Frequency (MHz)	Result (dBm)	Factor (dB)	PK Limit (dBm)	Over Limit (dB)	Table (o)	ANT	EUT	Verdict
49.157	-73.31	-16.33	-13.0	-60.31	0.00	Vertical	Vertical	Pass
836.070	-48.90	0.91	-13.0	-35.90	77.00	Vertical	Vertical	N/A
881.660	-40.49	1.71	-13.0	-27.49	193.00	Vertical	Vertical	N/A
3144.600	-53.14	0.67	-13.0	-40.14	77.00	Vertical	Vertical	Pass
6995.600	-44.63	9.78	-13.0	-31.63	194.00	Vertical	Vertical	Pass
9302.350	-45.35	11.77	-13.0	-32.35	237.00	Vertical	Vertical	Pass

RSE-V&H LTE Band 5 BW1.4 CH20525

RSE Test case\_FCC PART22&24&27\_FCC PART 22\_850\_GSM 850&CDMA BC0&WCDMA B5&LTE B5&26

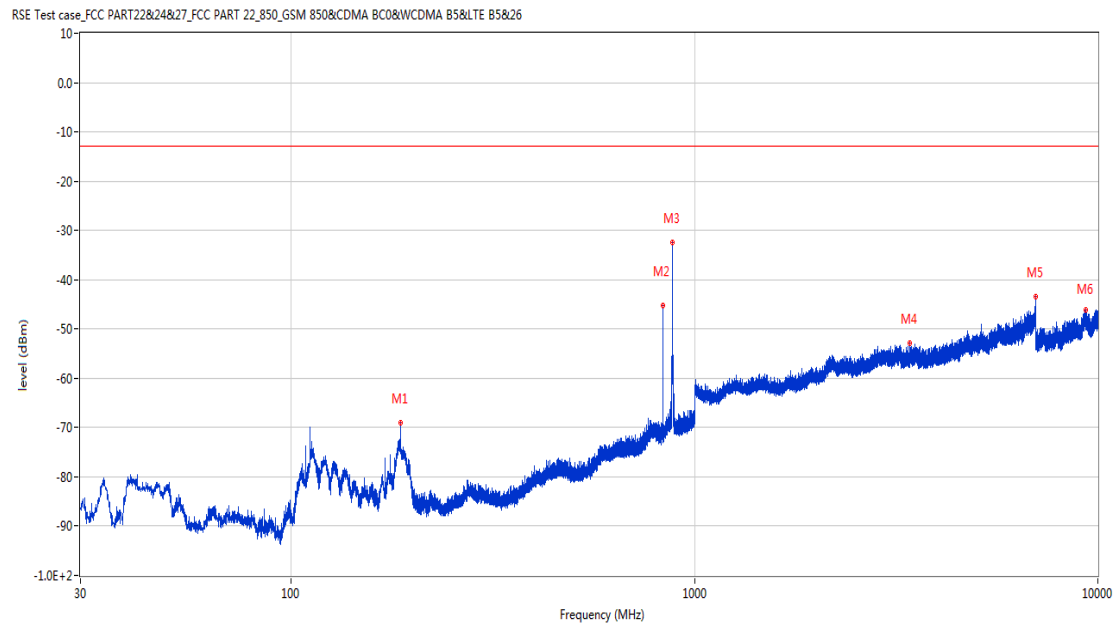


Frequency (MHz)	Result (dBm)	Factor (dB)	PK Limit (dBm)	Over Limit (dB)	Table (o)	ANT	EUT	Verdict
34.219	-72.46	-19.12	-13.0	-59.46	242.00	Vertical	Horizontal	Pass
835.973	-58.92	0.91	-13.0	-45.92	63.00	Vertical	Horizontal	N/A
881.030	-39.96	1.71	-13.0	-26.96	191.00	Vertical	Horizontal	N/A
1947.500	-56.88	-4.99	-13.0	-43.88	106.00	Vertical	Horizontal	Pass
4216.800	-52.45	2.51	-13.0	-39.45	121.00	Vertical	Horizontal	Pass
9353.650	-46.14	11.00	-13.0	-33.14	338.00	Vertical	Horizontal	Pass



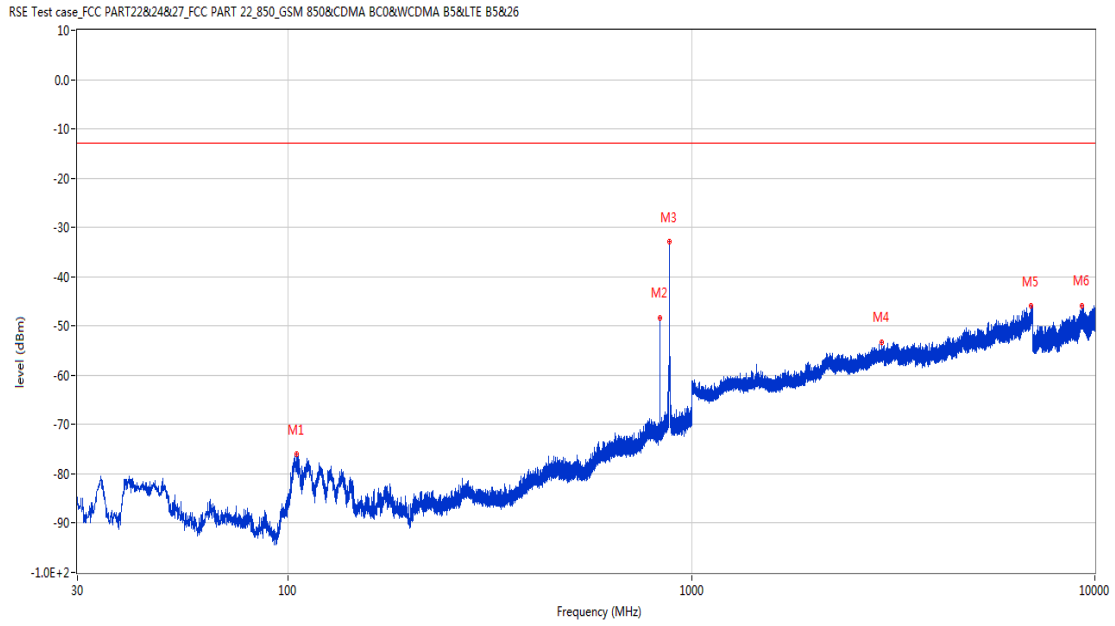
## 23.2 LTE Band 5 BW3, Middle Channel

RSE-H&H LTE Band 5 BW3 CH20525



Frequency (MHz)	Result (dBm)	Factor (dB)	PK Limit (dBm)	Over Limit (dB)	Table (o)	ANT	EUT	Verdict
186.413	-69.02	-15.50	-13.0	-56.02	317.00	Horizontal	Horizontal	Pass
835.294	-45.20	0.89	-13.0	-32.20	64.00	Horizontal	Horizontal	N/A
880.351	-32.43	1.70	-13.0	-19.43	190.00	Horizontal	Horizontal	N/A
3411.800	-52.83	1.76	-13.0	-39.83	286.00	Horizontal	Horizontal	Pass
6998.000	-43.34	9.79	-13.0	-30.34	241.00	Horizontal	Horizontal	Pass
9312.099	-46.16	11.72	-13.0	-33.16	48.00	Horizontal	Horizontal	Pass

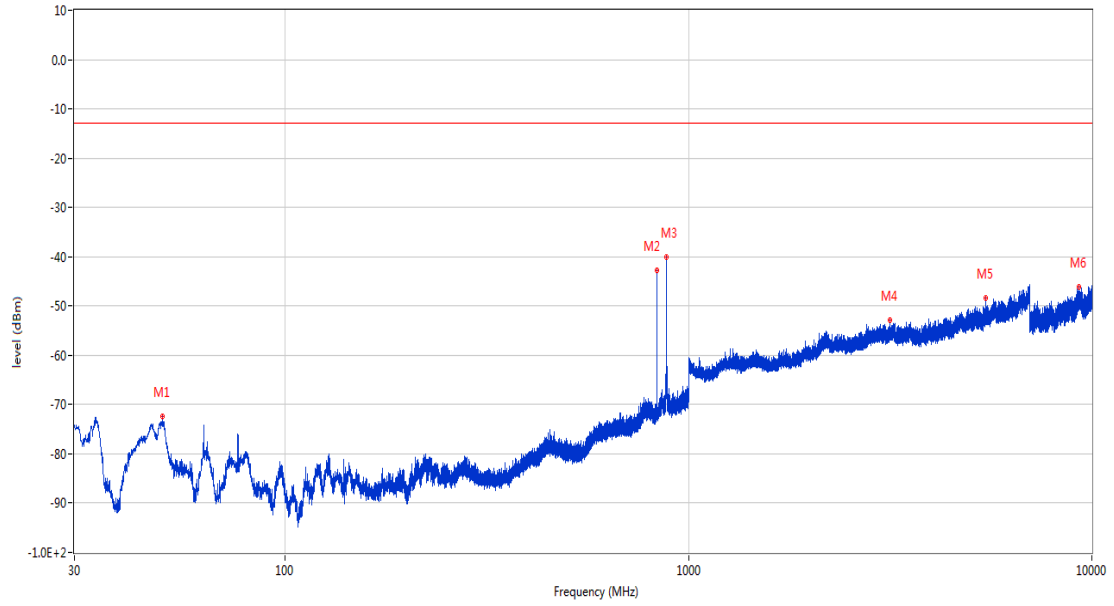
RSE-H&V LTE Band 5 BW3 CH20525



Frequency (MHz)	Result (dBm)	Factor (dB)	PK Limit (dBm)	Over Limit (dB)	Table (o)	ANT	EUT	Verdict
105.078	-75.89	-22.58	-13.0	-62.89	22.00	Horizontal	Vertical	Pass
835.246	-48.29	0.89	-13.0	-35.29	46.00	Horizontal	Vertical	N/A
880.351	-32.99	1.70	-13.0	-19.99	195.00	Horizontal	Vertical	N/A
2954.300	-53.35	1.10	-13.0	-40.35	91.00	Horizontal	Vertical	Pass
6943.800	-45.93	9.50	-13.0	-32.93	81.00	Horizontal	Vertical	Pass
9285.850	-45.98	11.43	-13.0	-32.98	264.00	Horizontal	Vertical	Pass

RSE-V&V LTE Band 5 BW3 CH20525

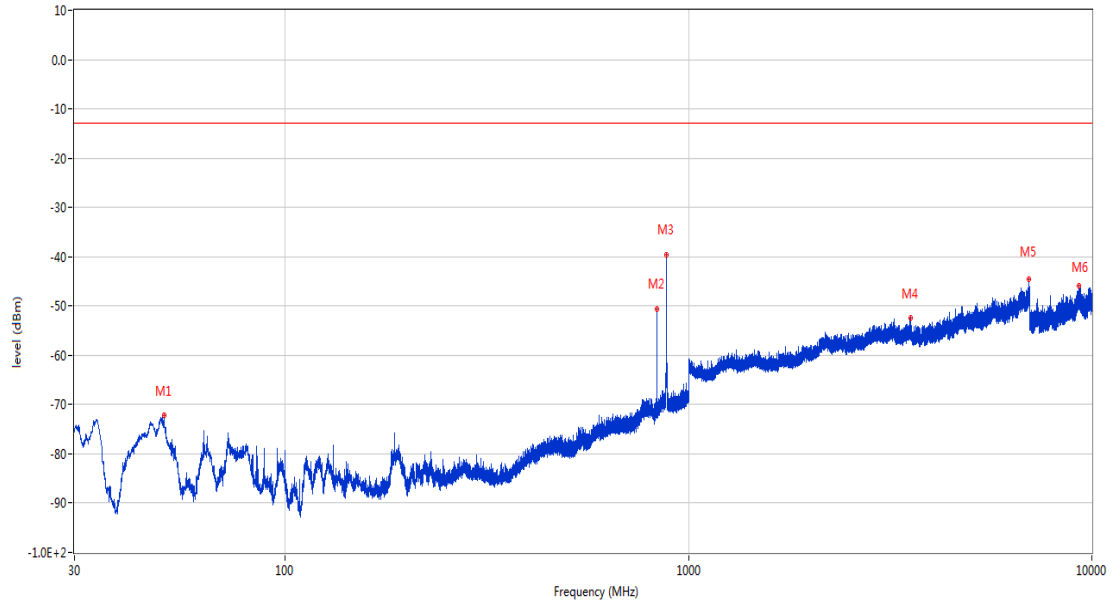
RSE Test case\_FCC PART22&24&27\_FCC PART 22\_850\_GSM 850&CDMA BC0&WCDMA B5&LTE B5&26



Frequency (MHz)	Result (dBm)	Factor (dB)	PK Limit (dBm)	Over Limit (dB)	Table (o)	ANT	EUT	Verdict
49.642	-72.49	-16.11	-13.0	-59.49	283.00	Vertical	Vertical	Pass
835.197	-42.75	0.89	-13.0	-29.75	61.00	Vertical	Vertical	N/A
880.254	-40.15	1.70	-13.0	-27.15	208.00	Vertical	Vertical	N/A
3159.800	-52.77	1.65	-13.0	-39.77	196.00	Vertical	Vertical	Pass
5443.400	-48.38	5.00	-13.0	-35.38	46.00	Vertical	Vertical	Pass
9271.151	-46.08	11.22	-13.0	-33.08	360.00	Vertical	Vertical	Pass

RSE-V&H LTE Band 5 BW3 CH20525

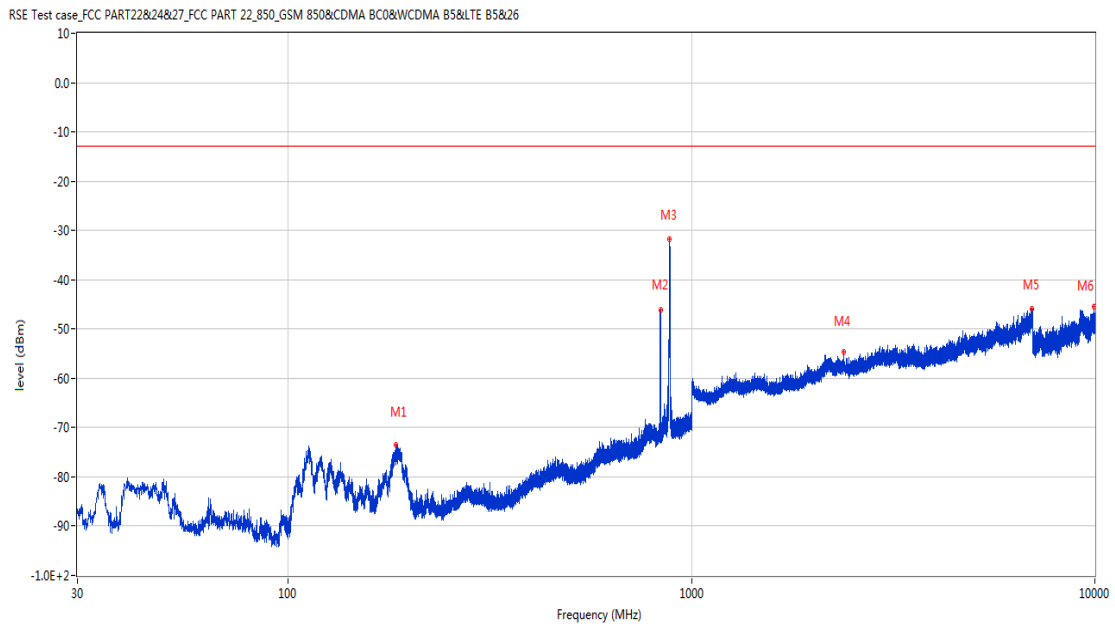
RSE Test case\_FCC PART22&24&27\_FCC PART 22\_850\_GSM 850&CDMA BC0&WCDMA B5&LTE B5&26



Frequency (MHz)	Result (dBm)	Factor (dB)	PK Limit (dBm)	Over Limit (dB)	Table (o)	ANT	EUT	Verdict
50.031	-72.14	-15.94	-13.0	-59.14	254.00	Vertical	Horizontal	Pass
835.148	-50.71	0.89	-13.0	-37.71	58.00	Vertical	Horizontal	N/A
882.145	-39.52	1.72	-13.0	-26.52	213.00	Vertical	Horizontal	N/A
3553.400	-52.31	2.09	-13.0	-39.31	320.00	Vertical	Horizontal	Pass
6982.600	-44.60	9.94	-13.0	-31.60	37.00	Vertical	Horizontal	Pass
9291.250	-45.88	11.57	-13.0	-32.88	303.00	Vertical	Horizontal	Pass

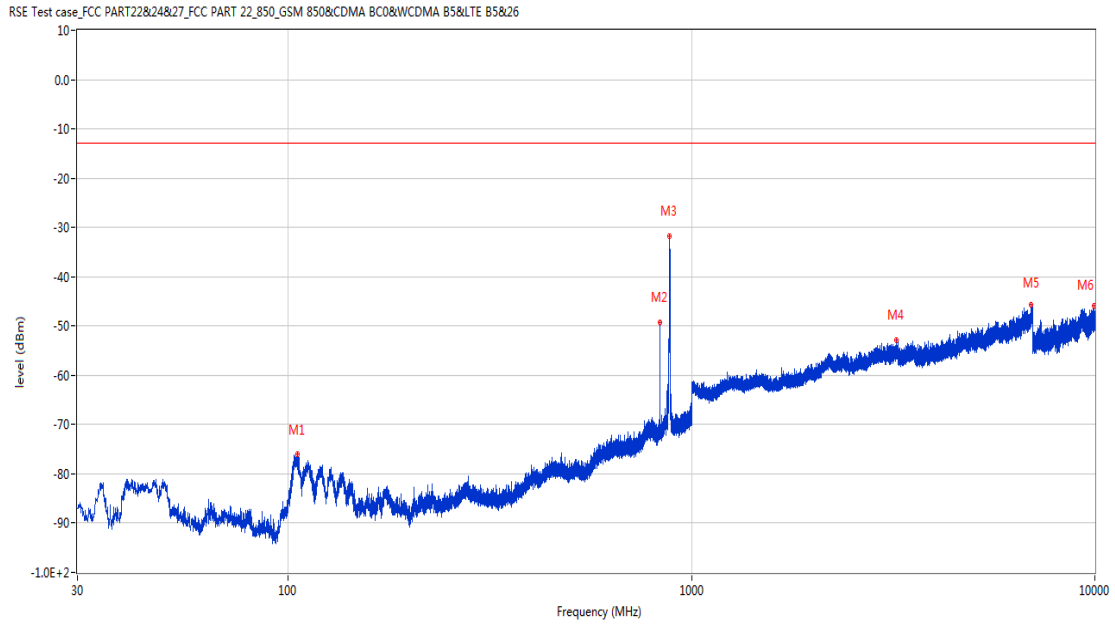
### 23.3 LTE Band 5 BW5, Middle Channel

RSE-H&H LTE Band 5 BW5 CH20525



Frequency (MHz)	Result (dBm)	Factor (dB)	PK Limit (dBm)	Over Limit (dB)	Table (o)	ANT	EUT	Verdict
185.006	-73.43	-15.57	-13.0	-60.43	324.00	Horizontal	Horizontal	Pass
836.749	-46.03	0.93	-13.0	-33.03	68.00	Horizontal	Horizontal	N/A
879.962	-31.73	1.70	-13.0	-18.73	196.00	Horizontal	Horizontal	N/A
2382.200	-54.71	-2.47	-13.0	-41.71	29.00	Horizontal	Horizontal	Pass
6985.200	-45.90	9.81	-13.0	-32.90	247.00	Horizontal	Horizontal	Pass
9934.451	-45.50	11.46	-13.0	-32.50	42.00	Horizontal	Horizontal	Pass

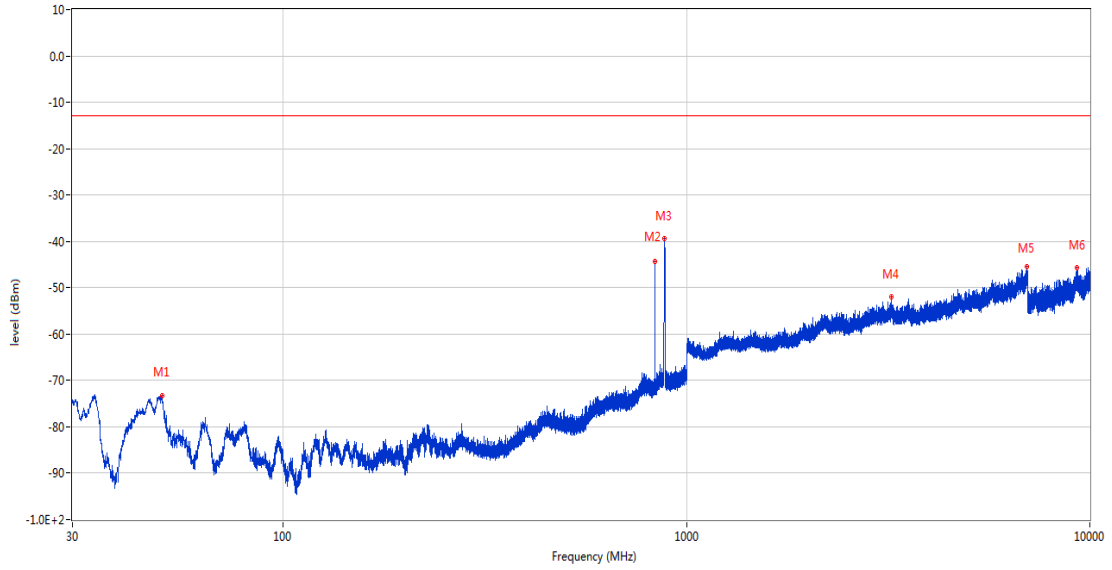
RSE-H&V LTE Band 5 BW5 CH20525



Frequency (MHz)	Result (dBm)	Factor (dB)	PK Limit (dBm)	Over Limit (dB)	Table (o)	ANT	EUT	Verdict
105.515	-75.95	-22.55	-13.0	-62.95	55.00	Horizontal	Vertical	Pass
834.324	-49.23	0.87	-13.0	-36.23	44.00	Horizontal	Vertical	N/A
880.787	-31.66	1.71	-13.0	-18.66	200.00	Horizontal	Vertical	N/A
3224.600	-52.93	2.78	-13.0	-39.93	286.00	Horizontal	Vertical	Pass
6961.400	-45.78	9.40	-13.0	-32.78	292.00	Horizontal	Vertical	Pass
9969.250	-45.95	11.58	-13.0	-32.95	194.00	Horizontal	Vertical	Pass

RSE-V&V LTE Band 5 BW5 CH20525

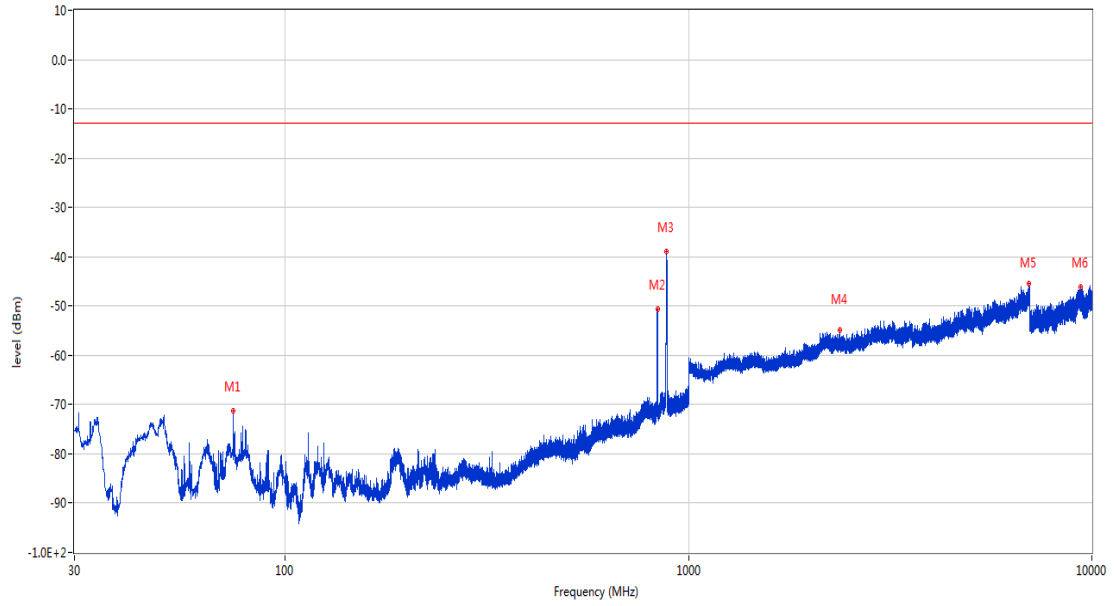
RSE Test case\_FCC PART22&24&27\_FCC PART 22\_850\_GSM 850&CDMA BC0&WCDMA B5&LTE B5&26



Frequency (MHz)	Result (dBm)	Factor (dB)	PK Limit (dBm)	Over Limit (dB)	Table (o)	ANT	EUT	Verdict
49.982	-73.32	-15.95	-13.0	-60.32	300.00	Vertical	Vertical	Pass
834.324	-44.23	0.87	-13.0	-31.23	46.00	Vertical	Vertical	N/A
881.223	-39.45	1.71	-13.0	-26.45	215.00	Vertical	Vertical	N/A
3216.800	-51.86	2.63	-13.0	-38.86	151.00	Vertical	Vertical	Pass
6984.200	-45.55	9.86	-13.0	-32.55	58.00	Vertical	Vertical	Pass
9276.550	-45.78	11.26	-13.0	-32.78	52.00	Vertical	Vertical	Pass

RSE-V&H LTE Band 5 BW5 CH20525

RSE Test case\_FCC PART22&24&27\_FCC PART 22\_850\_GSM 850&CDMA BC0&WCDMA B5&LTE B5&26

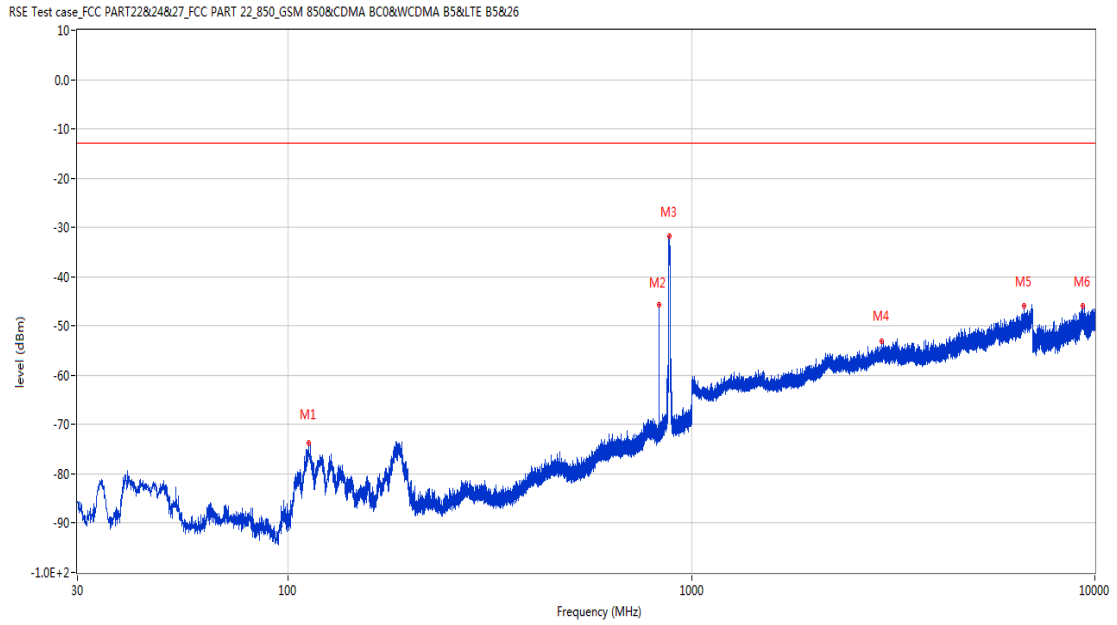


Frequency (MHz)	Result (dBm)	Factor (dB)	PK Limit (dBm)	Over Limit (dB)	Table (o)	ANT	EUT	Verdict
74.378	-71.31	-17.78	-13.0	-58.31	65.00	Vertical	Horizontal	Pass
836.749	-50.58	0.93	-13.0	-37.58	47.00	Vertical	Horizontal	N/A
880.011	-38.97	1.70	-13.0	-25.97	210.00	Vertical	Horizontal	N/A
2369.800	-54.99	-1.87	-13.0	-41.99	351.00	Vertical	Horizontal	Pass
6980.600	-45.48	9.98	-13.0	-32.48	111.00	Vertical	Horizontal	Pass
9390.099	-46.08	11.44	-13.0	-33.08	103.00	Vertical	Horizontal	Pass



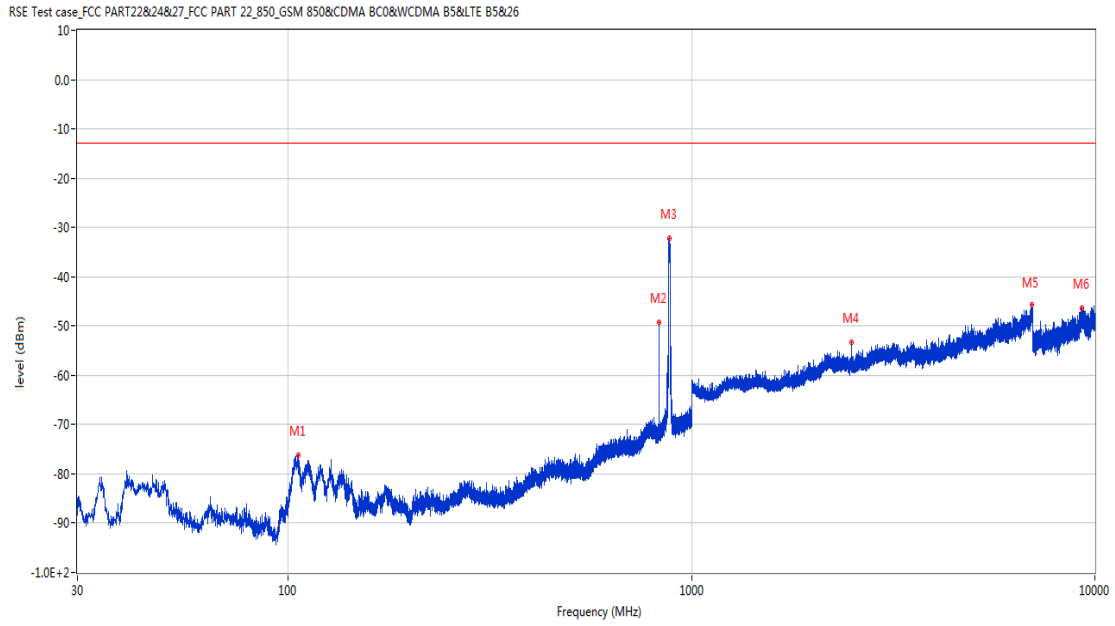
## 23.4 LTE Band 5 BW10, Middle Channel

RSE-H&H LTE Band 5 BW10 CH20525



Frequency (MHz)	Result (dBm)	Factor (dB)	PK Limit (dBm)	Over Limit (dB)	Table (o)	ANT	EUT	Verdict
112.498	-73.81	-22.31	-13.0	-60.81	165.00	Horizontal	Horizontal	Pass
832.142	-45.58	0.81	-13.0	-32.58	61.00	Horizontal	Horizontal	N/A
882.921	-31.71	1.72	-13.0	-18.71	195.00	Horizontal	Horizontal	N/A
2965.700	-53.19	0.55	-13.0	-40.19	75.00	Horizontal	Horizontal	Pass
6691.800	-45.88	7.65	-13.0	-32.88	28.00	Horizontal	Horizontal	Pass
9327.400	-45.93	11.45	-13.0	-32.93	330.00	Horizontal	Horizontal	Pass

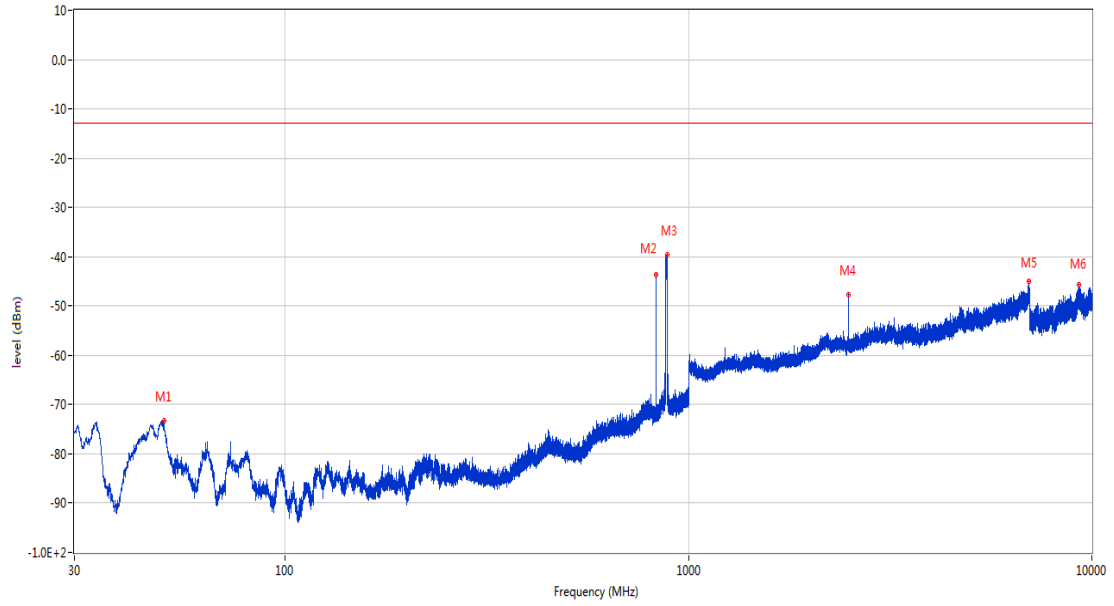
RSE-H&V LTE Band 5 BW10 CH20525



Frequency (MHz)	Result (dBm)	Factor (dB)	PK Limit (dBm)	Over Limit (dB)	Table (o)	ANT	EUT	Verdict
106.048	-76.10	-22.51	-13.0	-63.10	31.00	Horizontal	Vertical	Pass
832.142	-49.36	0.81	-13.0	-36.36	177.00	Horizontal	Vertical	N/A
879.235	-32.29	1.67	-13.0	-19.29	210.00	Horizontal	Vertical	N/A
2496.100	-53.39	-2.48	-13.0	-40.39	192.00	Horizontal	Vertical	Pass
6993.800	-45.65	9.77	-13.0	-32.65	195.00	Horizontal	Vertical	Pass
9301.300	-46.24	11.77	-13.0	-33.24	50.00	Horizontal	Vertical	Pass

RSE-V&V LTE Band 5 BW10 CH20525

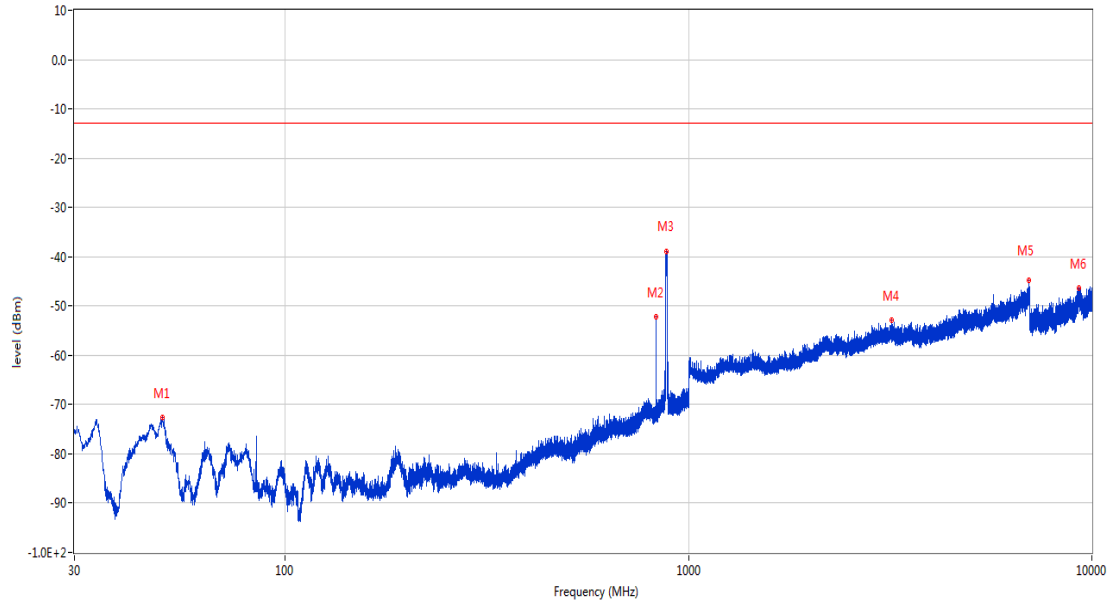
RSE Test case\_FCC PART22&24&27\_FCC PART 22\_850\_GSM 850&CDMA BC0&WCDMA B5&LTE B5&26



Frequency (MHz)	Result (dBm)	Factor (dB)	PK Limit (dBm)	Over Limit (dB)	Table (o)	ANT	EUT	Verdict
49.982	-73.38	-15.95	-13.0	-60.38	114.00	Vertical	Vertical	Pass
832.142	-43.62	0.81	-13.0	-30.62	125.00	Vertical	Vertical	N/A
884.327	-39.61	1.72	-13.0	-26.61	199.00	Vertical	Vertical	N/A
2496.300	-47.71	-2.53	-13.0	-34.71	48.00	Vertical	Vertical	Pass
6976.000	-44.93	9.80	-13.0	-31.93	4.00	Vertical	Vertical	Pass
9267.700	-45.61	11.19	-13.0	-32.61	349.00	Vertical	Vertical	Pass

RSE-V&H LTE Band 5 BW10 CH20525

RSE Test case\_FCC PART22&24&27\_FCC PART 22\_850\_GSM 850&CDMA BC0&WCDMA B5&LTE B5&26

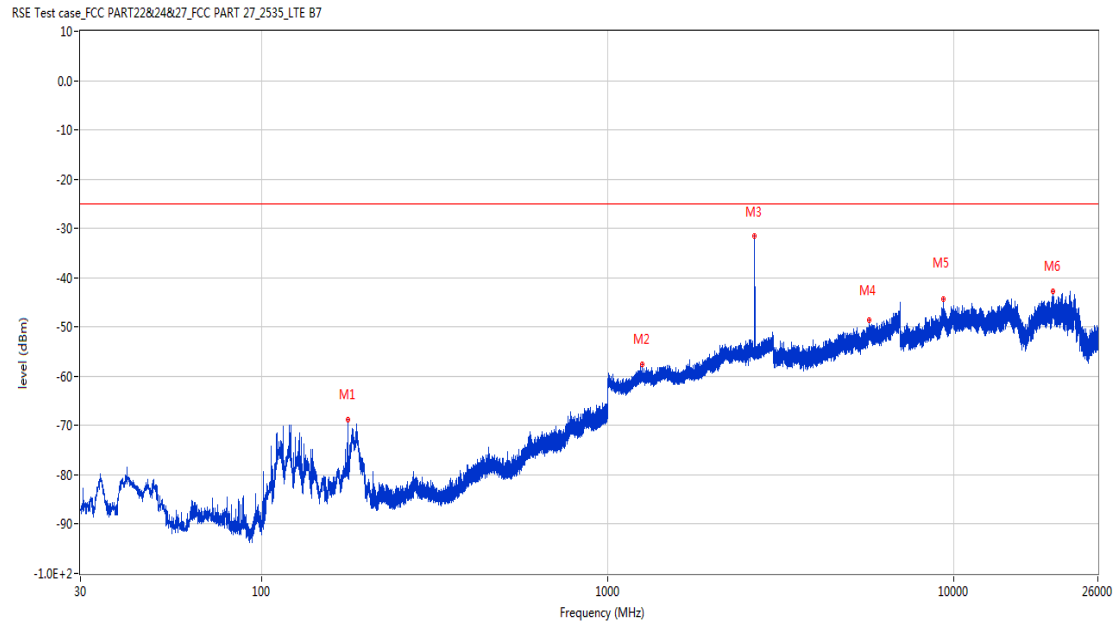


Frequency (MHz)	Result (dBm)	Factor (dB)	PK Limit (dBm)	Over Limit (dB)	Table (o)	ANT	EUT	Verdict
49.497	-72.58	-16.17	-13.0	-59.58	254.00	Vertical	Horizontal	Pass
832.093	-52.29	0.81	-13.0	-39.29	52.00	Vertical	Horizontal	N/A
881.030	-38.87	1.71	-13.0	-25.87	211.00	Vertical	Horizontal	N/A
3181.200	-52.86	1.10	-13.0	-39.86	77.00	Vertical	Horizontal	Pass
6978.400	-44.76	9.87	-13.0	-31.76	181.00	Vertical	Horizontal	Pass
9292.599	-46.46	11.60	-13.0	-33.46	336.00	Vertical	Horizontal	Pass

## 24 LTE Band 7

### 24.1 LTE Band 7 BW5, Middle Channel

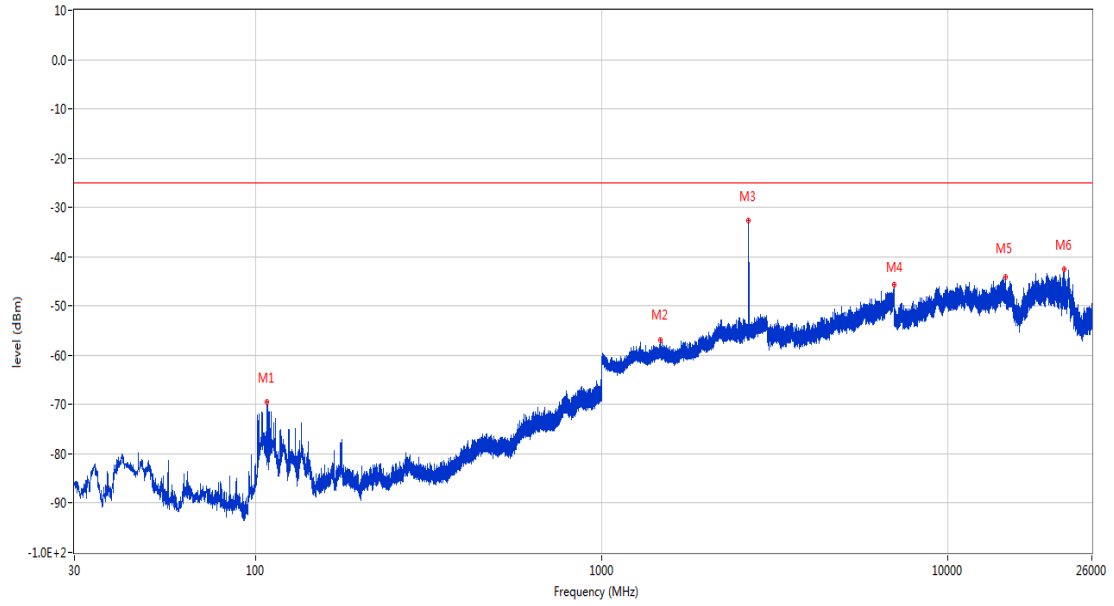
RSE-H&H LTE Band 7 BW5 CH21100



Frequency (MHz)	Result (dBm)	Factor (dB)	PK Limit (dBm)	Over Limit (dB)	Table (o)	ANT	EUT	Verdict
177.537	-68.79	-15.69	-25.0	-43.79	318.00	Horizontal	Horizontal	Pass
1259.100	-57.67	-5.21	-25.0	-32.67	301.00	Horizontal	Horizontal	Pass
2654.400	-31.64	0.57	-25.0	-6.64	110.00	Horizontal	Horizontal	N/A
5696.400	-48.64	5.80	-25.0	-23.64	88.00	Horizontal	Horizontal	Pass
9290.225	-44.39	11.54	-25.0	-19.39	15.00	Horizontal	Horizontal	Pass
19304.364	-42.72	18.80	-25.0	-17.72	228.00	Horizontal	Horizontal	Pass

RSE-H&V LTE Band 7 BW5 CH21100

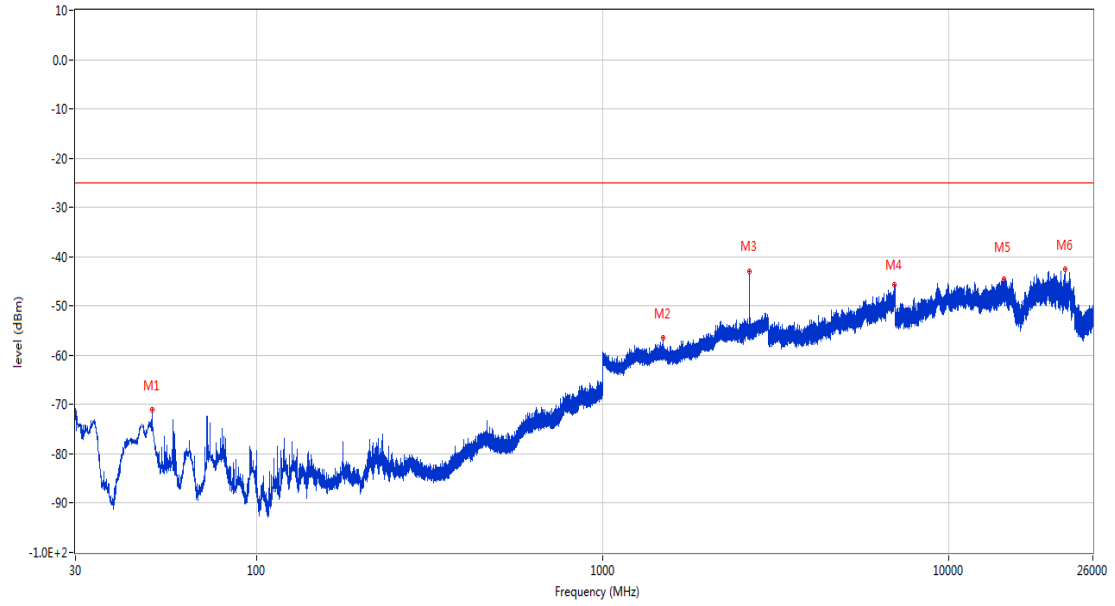
RSE Test case\_FCC PART22&24&27\_FCC PART 27\_2535\_LTE B7



Frequency (MHz)	Result (dBm)	Factor (dB)	PK Limit (dBm)	Over Limit (dB)	Table (o)	ANT	EUT	Verdict
107.842	-69.47	-22.27	-25.0	-44.47	39.00	Horizontal	Vertical	Pass
1478.900	-56.82	-4.95	-25.0	-31.82	251.00	Horizontal	Vertical	Pass
2656.200	-32.74	0.58	-25.0	-7.74	106.00	Horizontal	Vertical	N/A
6995.800	-45.57	9.79	-25.0	-20.57	196.00	Horizontal	Vertical	Pass
14614.338	-44.05	11.42	-25.0	-19.05	240.00	Horizontal	Vertical	Pass
21625.401	-42.49	18.05	-25.0	-17.49	145.00	Horizontal	Vertical	Pass

RSE-V&V LTE Band 7 BW5 CH21100

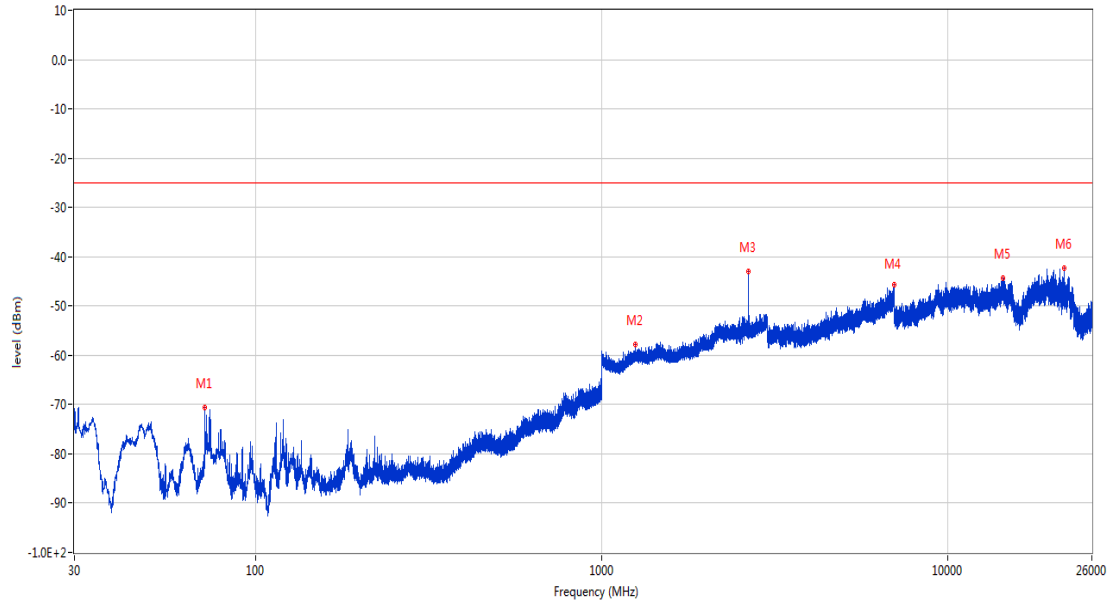
RSE Test case\_FCC PART2&24&27\_FCC PART 27\_2535\_LTE B7



Frequency (MHz)	Result (dBm)	Factor (dB)	PK Limit (dBm)	Over Limit (dB)	Table (o)	ANT	EUT	Verdict
49.885	-71.12	-15.79	-25.0	-46.12	276.00	Vertical	Vertical	Pass
1495.900	-56.42	-4.94	-25.0	-31.42	38.00	Vertical	Vertical	Pass
2656.200	-42.87	0.58	-25.0	-17.87	2.00	Vertical	Vertical	N/A
6937.600	-45.78	9.37	-25.0	-20.78	236.00	Vertical	Vertical	Pass
14363.125	-44.60	11.85	-25.0	-19.60	112.00	Vertical	Vertical	Pass
21626.599	-42.48	18.05	-25.0	-17.48	326.00	Vertical	Vertical	Pass

RSE-V&H LTE Band 7 BW5 CH21100

RSE Test case\_FCC PART2&24&27\_FCC PART 27\_2535\_LTE B7

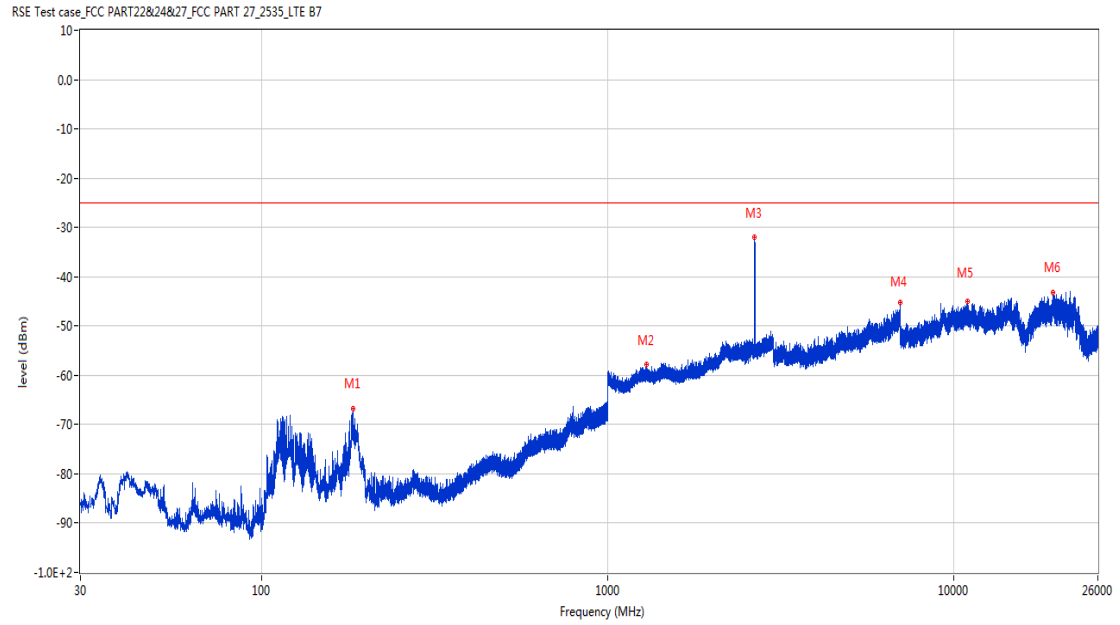


Frequency (MHz)	Result (dBm)	Factor (dB)	PK Limit (dBm)	Over Limit (dB)	Table (o)	ANT	EUT	Verdict
71.467	-70.59	-16.34	-25.0	-45.59	55.00	Vertical	Horizontal	Pass
1250.200	-57.84	-5.17	-25.0	-32.84	56.00	Vertical	Horizontal	Pass
2655.300	-43.06	0.57	-25.0	-18.06	0.00	Vertical	Horizontal	N/A
6998.000	-45.59	9.79	-25.0	-20.59	89.00	Vertical	Horizontal	Pass
14407.713	-44.43	12.45	-25.0	-19.43	109.00	Vertical	Horizontal	Pass
21636.801	-42.37	18.05	-25.0	-17.37	-2.00	Vertical	Horizontal	Pass



## 24.2 LTE Band 7 BW10, Middle Channel

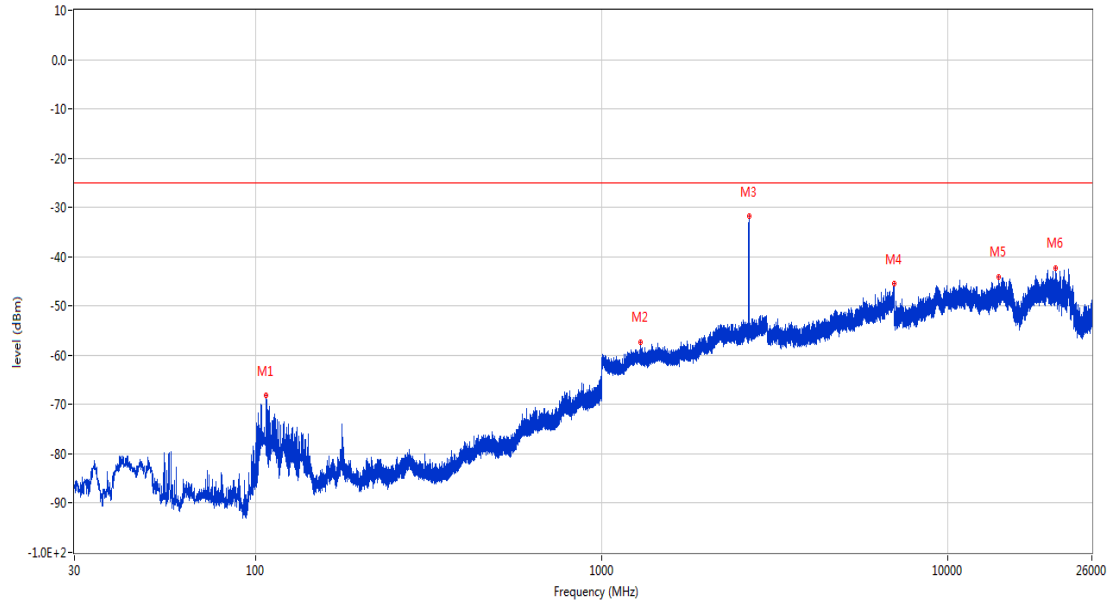
RSE-H&H LTE Band 7 BW10 CH21100



Frequency (MHz)	Result (dBm)	Factor (dB)	PK Limit (dBm)	Over Limit (dB)	Table (o)	ANT	EUT	Verdict
183.502	-66.76	-15.06	-25.0	-41.76	145.00	Horizontal	Horizontal	Pass
1297.000	-57.86	-4.86	-25.0	-32.86	22.00	Horizontal	Horizontal	Pass
2654.300	-31.99	0.56	-25.0	-6.99	135.00	Horizontal	Horizontal	N/A
6979.600	-45.30	9.93	-25.0	-20.30	52.00	Horizontal	Horizontal	Pass
10951.113	-45.10	11.81	-25.0	-20.10	360.00	Horizontal	Horizontal	Pass
19319.589	-43.25	18.91	-25.0	-18.25	82.00	Horizontal	Horizontal	Pass

RSE-H&V LTE Band 7 BW10 CH21100

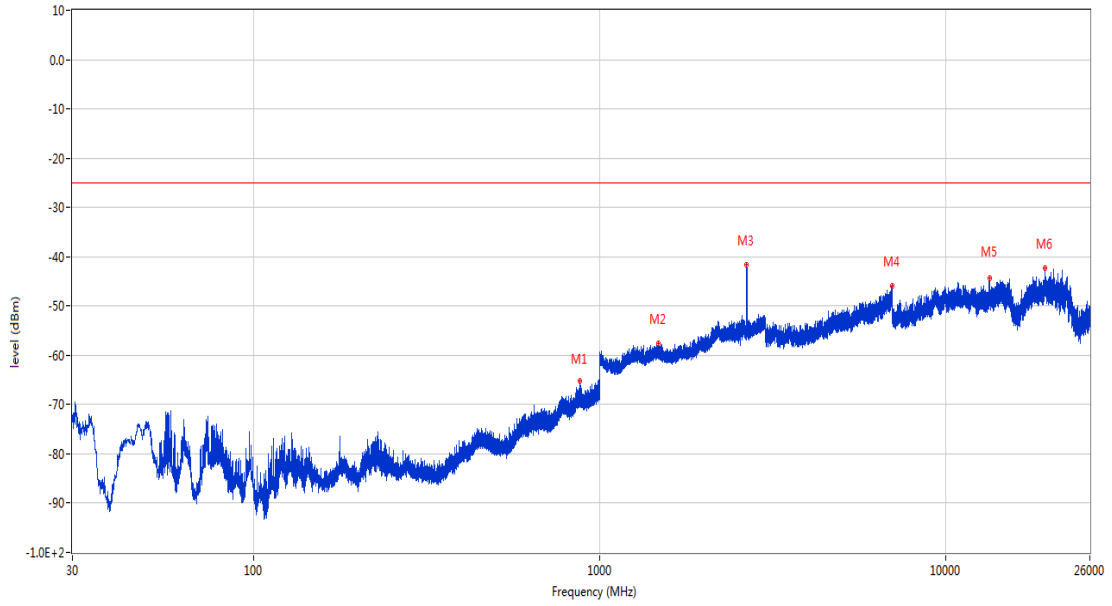
RSE Test case\_FCC PART22&24&27\_FCC PART 27\_2535\_LTE B7



Frequency (MHz)	Result (dBm)	Factor (dB)	PK Limit (dBm)	Over Limit (dB)	Table (o)	ANT	EUT	Verdict
107.503	-68.08	-22.24	-25.0	-43.08	40.00	Horizontal	Vertical	Pass
1296.900	-57.46	-4.85	-25.0	-32.46	7.00	Horizontal	Vertical	Pass
2658.600	-31.76	0.46	-25.0	-6.76	107.00	Horizontal	Vertical	N/A
6972.000	-45.39	9.25	-25.0	-20.39	119.00	Horizontal	Vertical	Pass
13991.200	-44.00	12.83	-25.0	-19.00	101.00	Horizontal	Vertical	Pass
20428.100	-42.40	17.65	-25.0	-17.40	209.00	Horizontal	Vertical	Pass

RSE-V&V LTE Band 7 BW10 CH21100

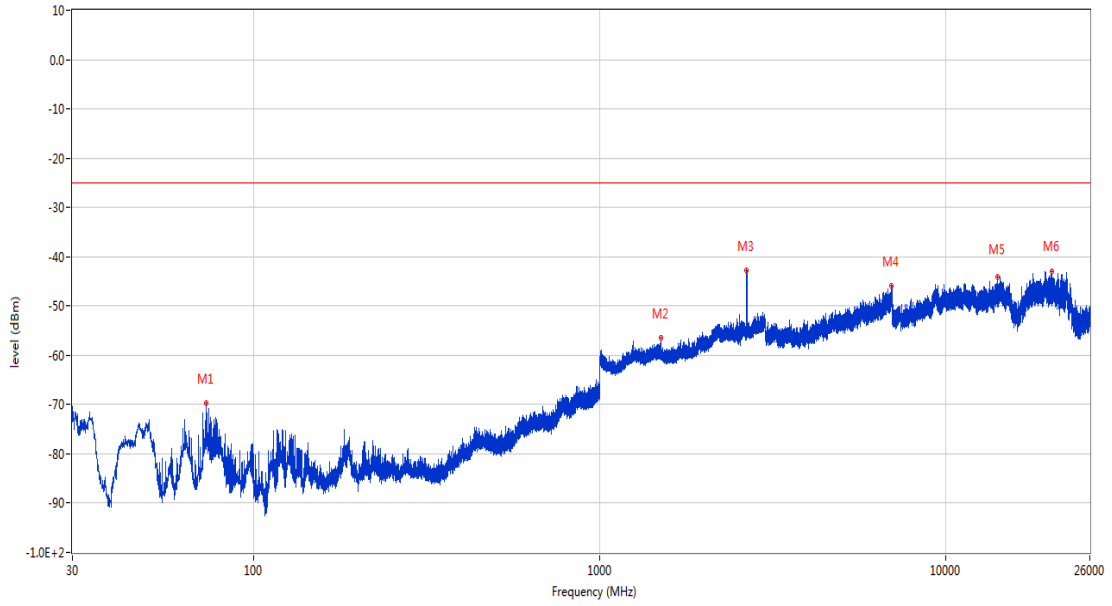
RSE Test case\_FCC PART22&24&27\_FCC PART 27\_2535\_LTE B7



Frequency (MHz)	Result (dBm)	Factor (dB)	PK Limit (dBm)	Over Limit (dB)	Table (o)	ANT	EUT	Verdict
875.209	-65.17	3.02	-25.0	-40.17	144.00	Vertical	Vertical	Pass
1479.900	-57.48	-4.97	-25.0	-32.48	102.00	Vertical	Vertical	Pass
2656.000	-41.64	0.58	-25.0	-16.64	0.00	Vertical	Vertical	N/A
6979.600	-45.95	9.93	-25.0	-20.95	7.00	Vertical	Vertical	Pass
13349.937	-44.41	12.27	-25.0	-19.41	322.00	Vertical	Vertical	Pass
19314.149	-42.34	18.87	-25.0	-17.34	61.00	Vertical	Vertical	Pass

RSE-V&H LTE Band 7 BW10 CH21100

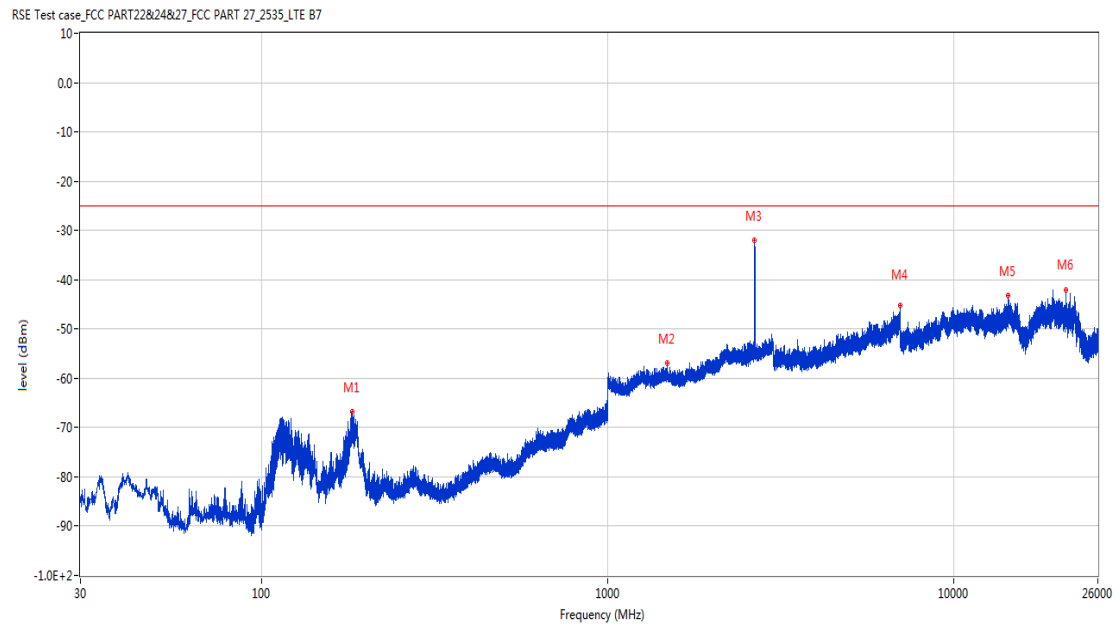
RSE Test case\_FCC PART2&24&27\_FCC PART 27\_2535\_LTE B7



Frequency (MHz)	Result (dBm)	Factor (dB)	PK Limit (dBm)	Over Limit (dB)	Table (o)	ANT	EUT	Verdict
72.923	-69.79	-16.96	-25.0	-44.79	110.00	Vertical	Horizontal	Pass
1498.300	-56.40	-5.10	-25.0	-31.40	322.00	Vertical	Horizontal	Pass
2653.600	-42.77	0.39	-25.0	-17.77	0.00	Vertical	Horizontal	N/A
6931.000	-45.99	8.67	-25.0	-20.99	255.00	Vertical	Horizontal	Pass
14040.138	-44.02	11.77	-25.0	-19.02	245.00	Vertical	Horizontal	Pass
20255.599	-43.01	17.59	-25.0	-18.01	-2.00	Vertical	Horizontal	Pass

## 24.3 LTE Band 7 BW15, Middle Channel

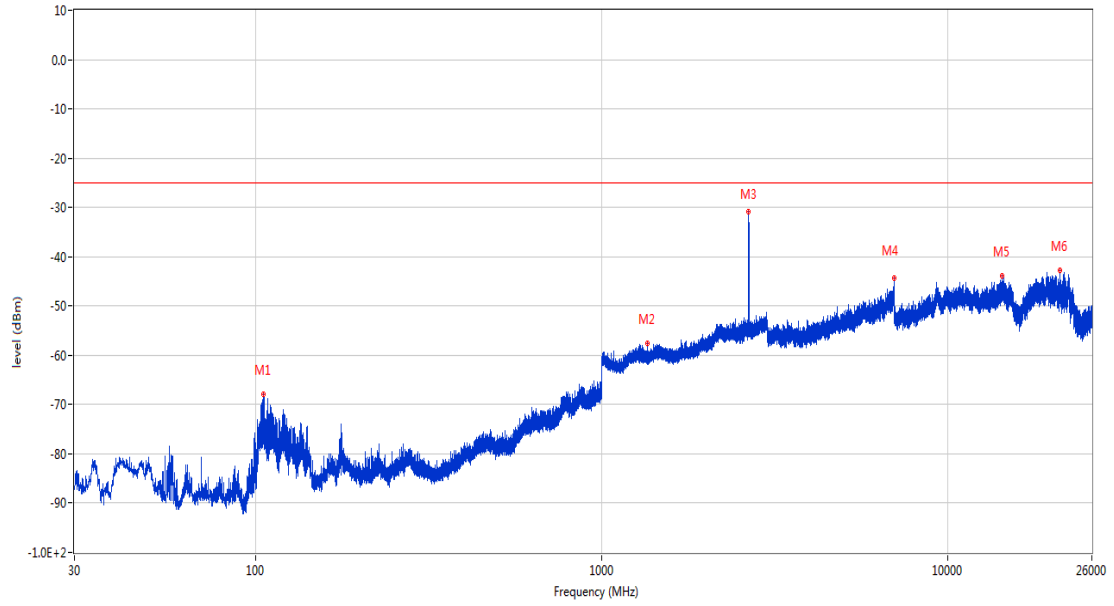
RSE-H&H LTE Band 7 BW15 CH21100



Frequency (MHz)	Result (dBm)	Factor (dB)	PK Limit (dBm)	Over Limit (dB)	Table (o)	ANT	EUT	Verdict
183.018	-66.75	-15.10	-25.0	-41.75	327.00	Horizontal	Horizontal	Pass
1484.100	-56.92	-4.85	-25.0	-31.92	289.00	Horizontal	Horizontal	Pass
2649.100	-31.88	0.44	-25.0	-6.88	137.00	Horizontal	Horizontal	N/A
6996.800	-45.32	9.79	-25.0	-20.32	343.00	Horizontal	Horizontal	Pass
14294.612	-43.27	12.53	-25.0	-18.27	235.00	Horizontal	Horizontal	Pass
21042.500	-42.02	17.85	-25.0	-17.02	-2.00	Horizontal	Horizontal	Pass

RSE-H&V LTE Band 7 BW15 CH21100

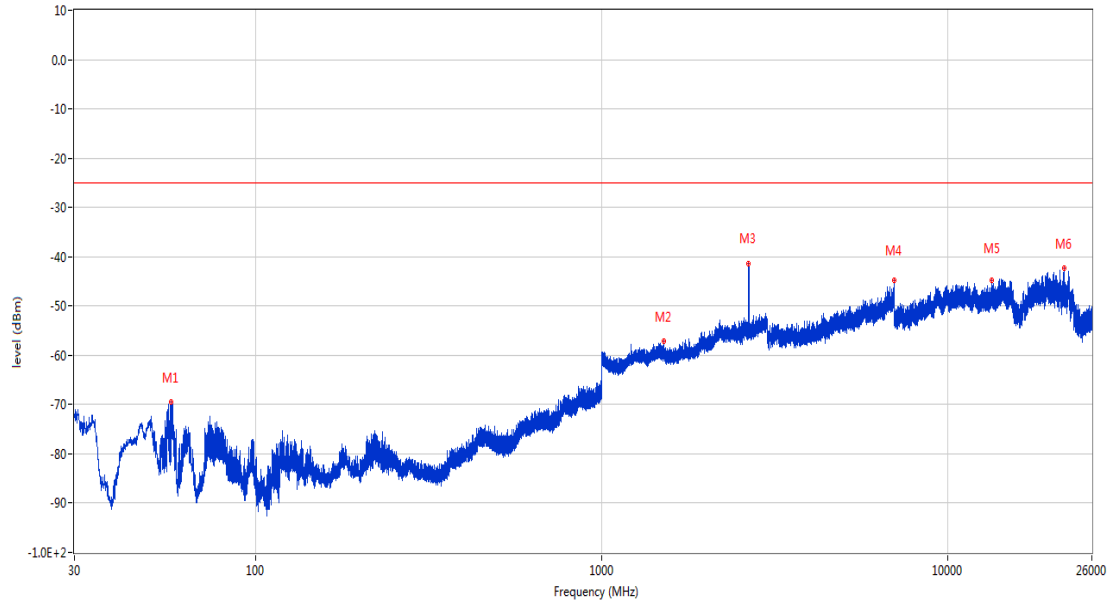
RSE Test case\_FCC PART22&24&27\_FCC PART 27\_2535\_LTE B7



Frequency (MHz)	Result (dBm)	Factor (dB)	PK Limit (dBm)	Over Limit (dB)	Table (o)	ANT	EUT	Verdict
105.563	-67.92	-22.28	-25.0	-42.92	1.00	Horizontal	Vertical	Pass
1352.100	-57.60	-6.22	-25.0	-32.60	21.00	Horizontal	Vertical	Pass
2654.300	-30.91	0.56	-25.0	-5.91	137.00	Horizontal	Vertical	N/A
6994.200	-44.30	9.77	-25.0	-19.30	125.00	Horizontal	Vertical	Pass
14284.463	-43.97	12.42	-25.0	-18.97	343.00	Horizontal	Vertical	Pass
21073.699	-42.72	17.86	-25.0	-17.72	360.00	Horizontal	Vertical	Pass

RSE-V&V LTE Band 7 BW15 CH21100

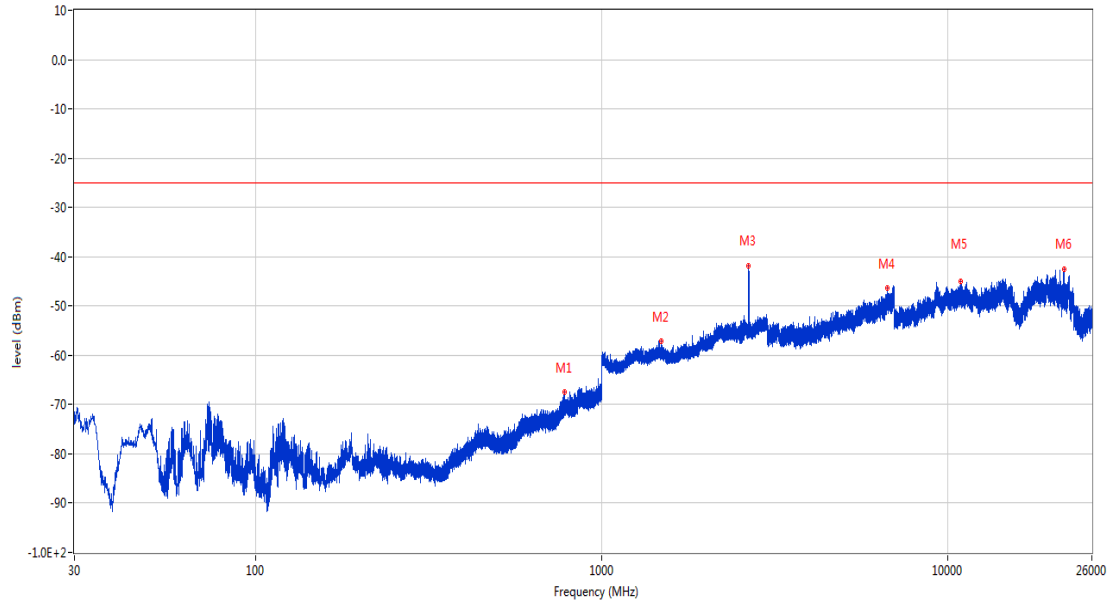
RSE Test case\_FCC PART22&24&27\_FCC PART 27\_2535\_LTE B7



Frequency (MHz)	Result (dBm)	Factor (dB)	PK Limit (dBm)	Over Limit (dB)	Table (o)	ANT	EUT	Verdict
56.917	-69.41	-17.76	-25.0	-44.41	317.00	Vertical	Vertical	Pass
1511.500	-57.20	-5.22	-25.0	-32.20	303.00	Vertical	Vertical	Pass
2649.700	-41.50	0.54	-25.0	-16.50	1.00	Vertical	Vertical	N/A
6996.200	-44.89	9.79	-25.0	-19.89	260.00	Vertical	Vertical	Pass
13368.063	-44.67	11.98	-25.0	-19.67	198.00	Vertical	Vertical	Pass
21620.001	-42.34	18.05	-25.0	-17.34	360.00	Vertical	Vertical	Pass

RSE-V&H LTE Band 7 BW15 CH21100

RSE Test case\_FCC PART22&24&27\_FCC PART 27\_2535\_LTE B7

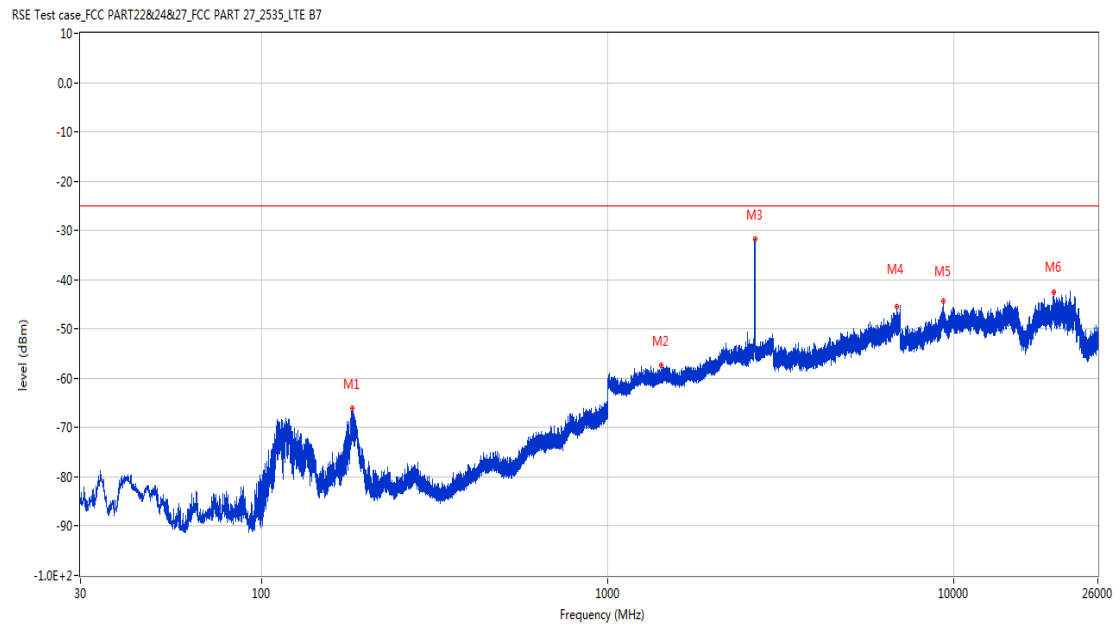


Frequency (MHz)	Result (dBm)	Factor (dB)	PK Limit (dBm)	Over Limit (dB)	Table (o)	ANT	EUT	Verdict
782.526	-67.45	2.01	-25.0	-42.45	329.00	Vertical	Horizontal	Pass
1485.500	-57.21	-4.90	-25.0	-32.21	149.00	Vertical	Horizontal	Pass
2649.600	-41.89	0.53	-25.0	-16.89	3.00	Vertical	Horizontal	N/A
6684.200	-46.33	7.78	-25.0	-21.33	203.00	Vertical	Horizontal	Pass
10887.576	-45.08	11.77	-25.0	-20.08	171.00	Vertical	Horizontal	Pass
21635.000	-42.51	18.05	-25.0	-17.51	240.00	Vertical	Horizontal	Pass



## 24.4 LTE Band 7 BW20, Middle Channel

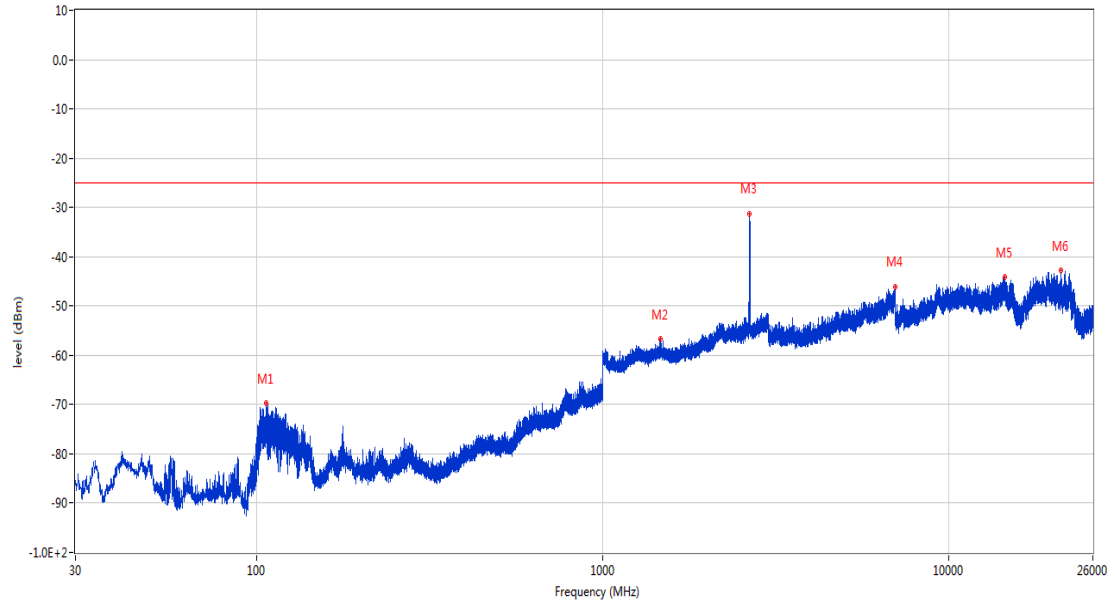
RSE-H&H LTE Band 7 BW20 CH21100



Frequency (MHz)	Result (dBm)	Factor (dB)	PK Limit (dBm)	Over Limit (dB)	Table (o)	ANT	EUT	Verdict
182.872	-66.07	-15.13	-25.0	-41.07	325.00	Horizontal	Horizontal	Pass
1423.300	-57.41	-5.09	-25.0	-32.41	88.00	Horizontal	Horizontal	Pass
2662.300	-31.78	0.46	-25.0	-6.78	104.00	Horizontal	Horizontal	N/A
6819.200	-45.34	8.14	-25.0	-20.34	211.00	Horizontal	Horizontal	Pass
9317.537	-44.26	11.69	-25.0	-19.26	199.00	Horizontal	Horizontal	Pass
19349.676	-42.58	18.45	-25.0	-17.58	189.00	Horizontal	Horizontal	Pass

RSE-H&V LTE Band 7 BW20 CH21100

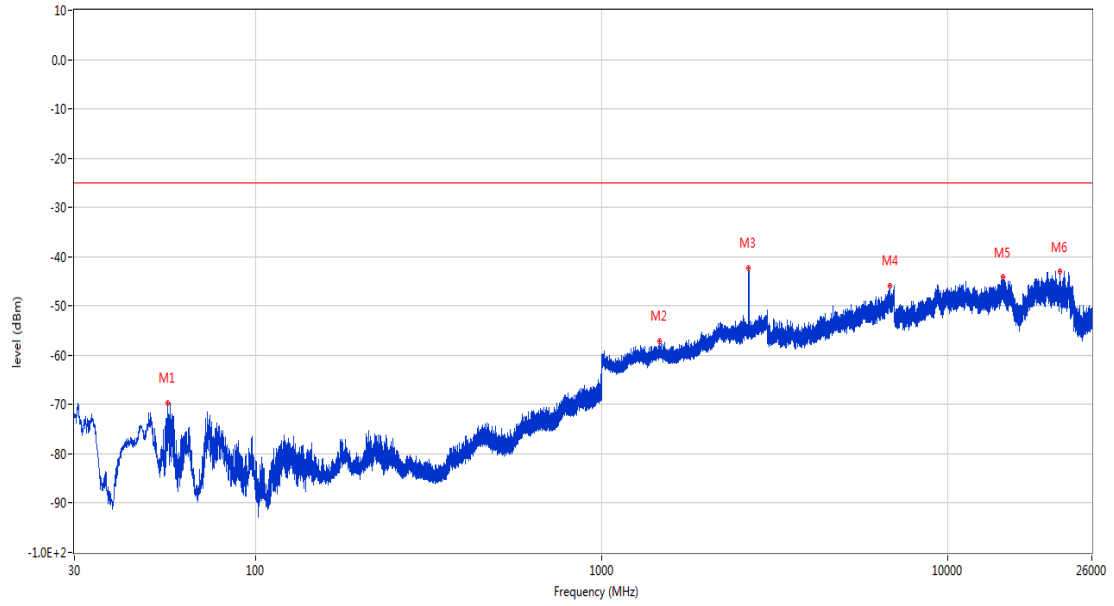
RSE Test case\_FCC PART22&24&27\_FCC PART 27\_2535\_LTE B7



Frequency (MHz)	Result (dBm)	Factor (dB)	PK Limit (dBm)	Over Limit (dB)	Table (o)	ANT	EUT	Verdict
106.872	-69.69	-22.19	-25.0	-44.69	45.00	Horizontal	Vertical	Pass
1465.800	-56.72	-4.73	-25.0	-31.72	30.00	Horizontal	Vertical	Pass
2647.900	-31.41	0.24	-25.0	-6.41	137.00	Horizontal	Vertical	N/A
6979.000	-46.12	9.90	-25.0	-21.12	293.00	Horizontal	Vertical	Pass
14501.963	-44.11	11.59	-25.0	-19.11	360.00	Horizontal	Vertical	Pass
21046.100	-42.76	17.85	-25.0	-17.76	317.00	Horizontal	Vertical	Pass

RSE-V&V LTE Band 7 BW20 CH21100

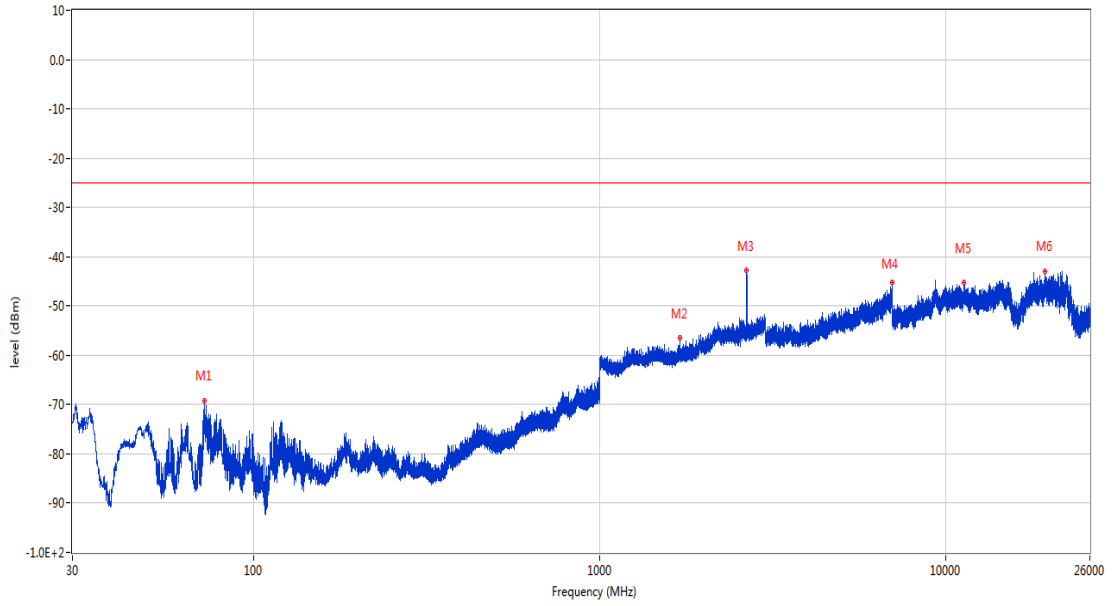
RSE Test case\_FCC PART2&24&27\_FCC PART 27\_2535\_LTE B7



Frequency (MHz)	Result (dBm)	Factor (dB)	PK Limit (dBm)	Over Limit (dB)	Table (o)	ANT	EUT	Verdict
55.802	-69.74	-17.52	-25.0	-44.74	301.00	Vertical	Vertical	Pass
1469.000	-57.04	-4.69	-25.0	-32.04	166.00	Vertical	Vertical	Pass
2648.900	-42.21	0.41	-25.0	-17.21	0.00	Vertical	Vertical	N/A
6793.200	-45.86	8.15	-25.0	-20.86	231.00	Vertical	Vertical	Pass
14409.888	-44.13	12.45	-25.0	-19.13	95.00	Vertical	Vertical	Pass
21018.499	-43.04	17.85	-25.0	-18.04	0.00	Vertical	Vertical	Pass

RSE-V&H LTE Band 7 BW20 CH21100

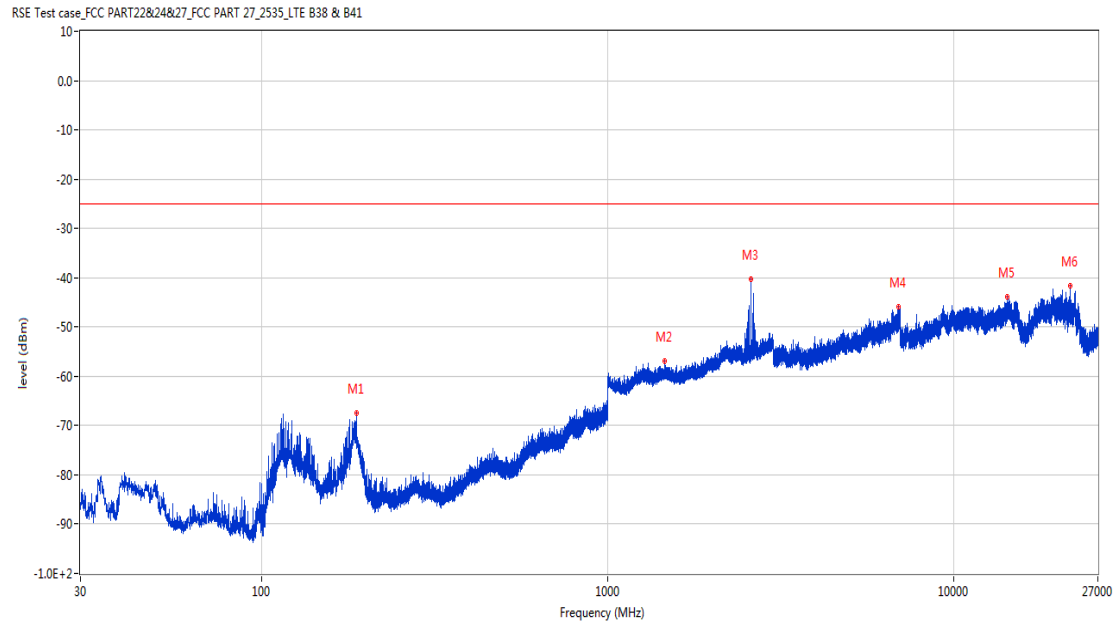
RSE Test case\_FCC PART22&24&27\_FCC PART 27\_2535\_LTE B7



Frequency (MHz)	Result (dBm)	Factor (dB)	PK Limit (dBm)	Over Limit (dB)	Table (o)	ANT	EUT	Verdict
72.195	-69.14	-16.66	-25.0	-44.14	81.00	Vertical	Horizontal	Pass
1706.500	-56.55	-4.81	-25.0	-31.55	360.00	Vertical	Horizontal	Pass
2648.700	-42.81	0.37	-25.0	-17.81	0.00	Vertical	Horizontal	N/A
6996.200	-45.30	9.79	-25.0	-20.30	319.00	Vertical	Horizontal	Pass
11266.213	-45.25	12.10	-25.0	-20.25	79.00	Vertical	Horizontal	Pass
19257.600	-42.95	16.97	-25.0	-17.95	97.00	Vertical	Horizontal	Pass

25 LTE Band 38  
25.1 LTE Band 38 BW5, Middle Channel

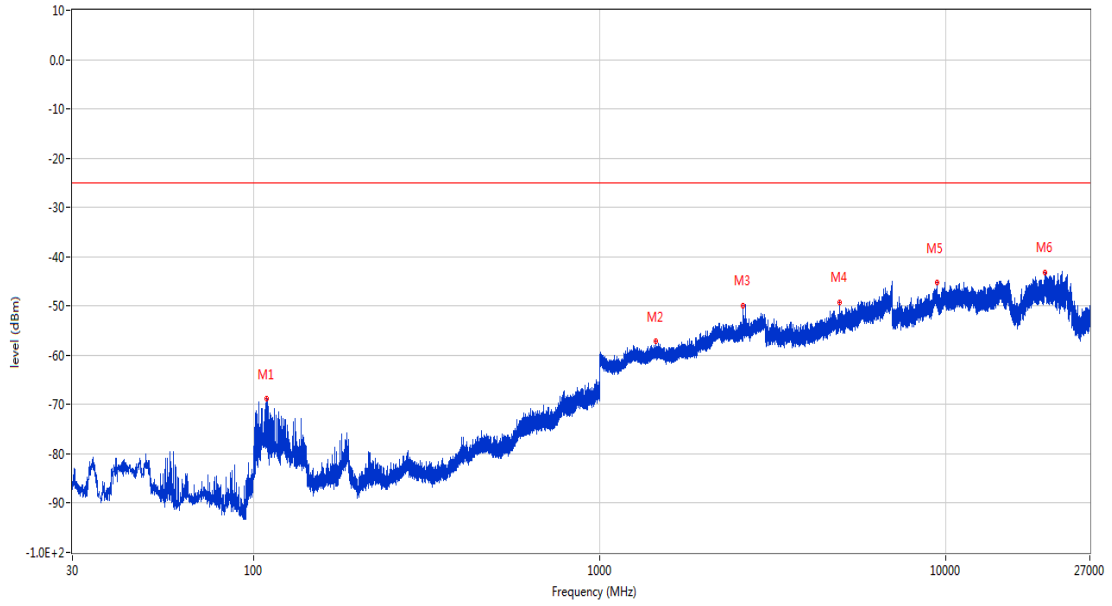
RSE-H&H LTE Band 38 BW5 CH38000



Frequency (MHz)	Result (dBm)	Factor (dB)	PK Limit (dBm)	Over Limit (dB)	Table (o)	ANT	EUT	Verdict
187.867	-67.52	-15.16	-25.0	-42.52	331.00	Horizontal	Horizontal	Pass
1460.800	-56.95	-4.77	-25.0	-31.95	31.00	Horizontal	Horizontal	Pass
2592.800	-40.32	0.89	-25.0	-15.32	210.00	Horizontal	Horizontal	N/A
6925.600	-45.98	8.63	-25.0	-20.98	282.00	Horizontal	Horizontal	Pass
14211.963	-43.83	12.71	-25.0	-18.83	163.00	Horizontal	Horizontal	Pass
21632.301	-41.69	18.05	-25.0	-16.69	7.00	Horizontal	Horizontal	Pass

RSE-H&V LTE Band 38 BW5 CH38000

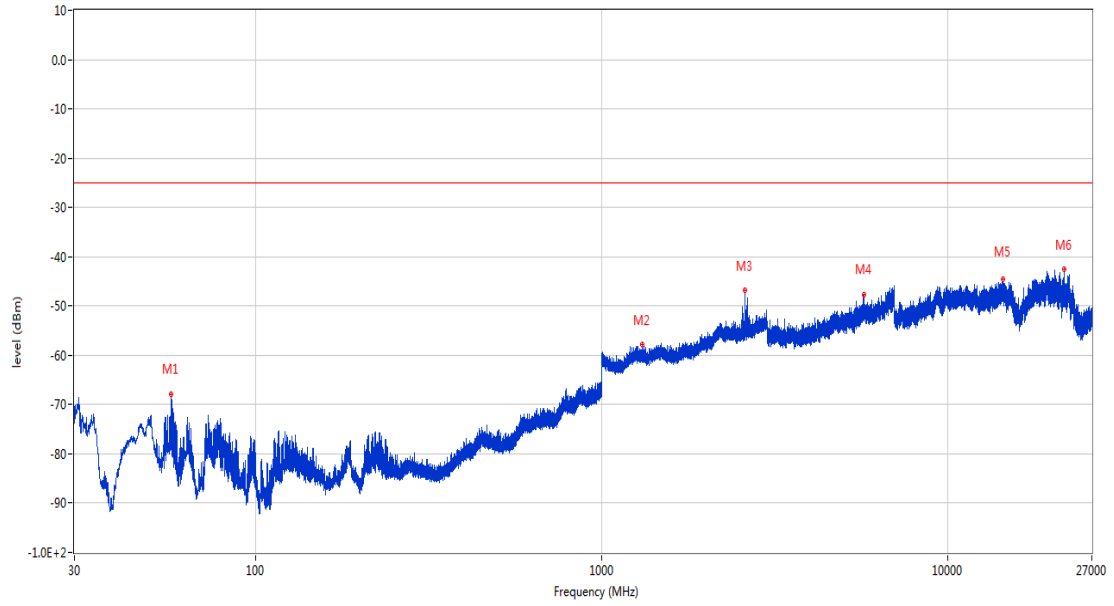
RSE Test case\_FCC PART22&24&27\_FCC PART 27\_2535\_LTE B38 & B41



Frequency (MHz)	Result (dBm)	Factor (dB)	PK Limit (dBm)	Over Limit (dB)	Table (o)	ANT	EUT	Verdict
109.055	-68.84	-22.35	-25.0	-43.84	46.00	Horizontal	Vertical	Pass
1452.900	-57.23	-4.84	-25.0	-32.23	259.00	Horizontal	Vertical	Pass
2592.700	-49.98	0.89	-25.0	-24.98	137.00	Horizontal	Vertical	N/A
4927.800	-49.35	4.40	-25.0	-24.35	40.00	Horizontal	Vertical	Pass
9428.225	-45.25	11.06	-25.0	-20.25	173.00	Horizontal	Vertical	Pass
19310.887	-43.26	18.85	-25.0	-18.26	360.00	Horizontal	Vertical	Pass

RSE-V&V LTE Band 38 BW5 CH38000

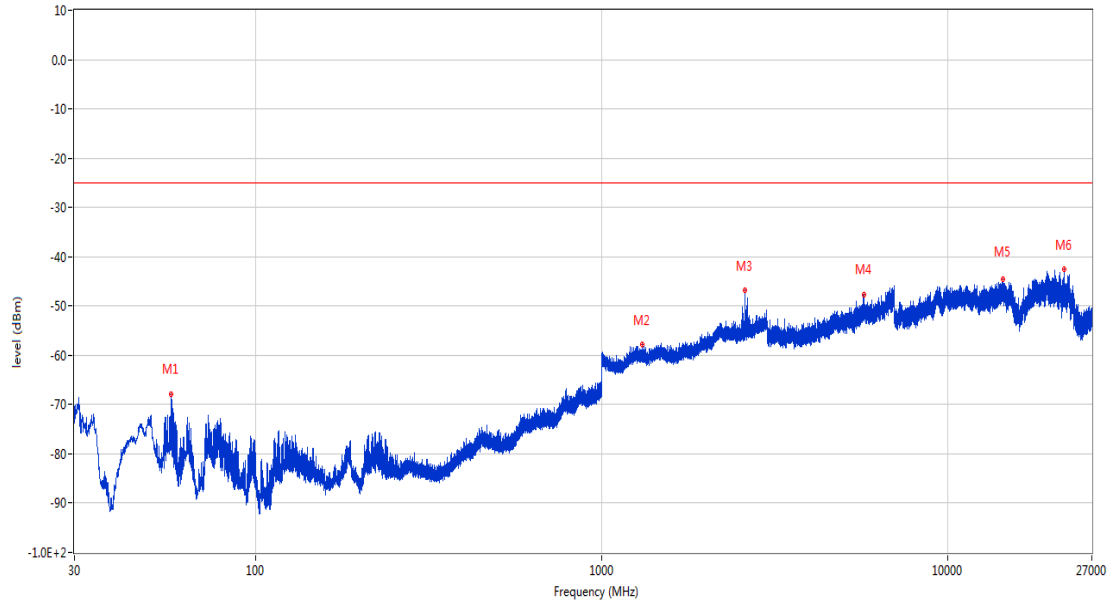
RSE Test case\_FCC PART22&24&27\_FCC PART 27\_2535\_LTE B38 & B41



Frequency (MHz)	Result (dBm)	Factor (dB)	PK Limit (dBm)	Over Limit (dB)	Table (o)	ANT	EUT	Verdict
57.063	-67.92	-17.80	-25.0	-42.92	360.00	Vertical	Vertical	Pass
1312.000	-57.88	-5.41	-25.0	-32.88	236.00	Vertical	Vertical	Pass
2592.800	-46.82	0.89	-25.0	-21.82	55.00	Vertical	Vertical	N/A
5726.200	-47.65	5.57	-25.0	-22.65	123.00	Vertical	Vertical	Pass
14412.787	-44.54	12.46	-25.0	-19.54	111.00	Vertical	Vertical	Pass
21620.001	-42.63	18.05	-25.0	-17.63	244.00	Vertical	Vertical	Pass

RSE-V&H LTE Band 38 BW5 CH38000

RSE Test case\_FCC PART22&24&27\_FCC PART 27\_2535\_LTE B38 & B41

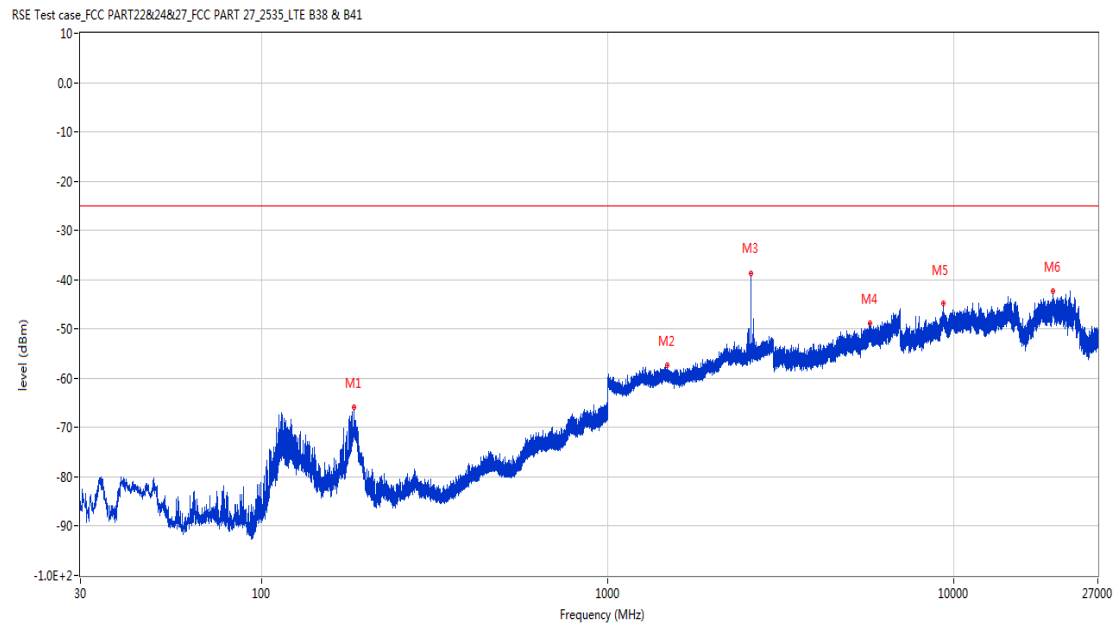


Frequency (MHz)	Result (dBm)	Factor (dB)	PK Limit (dBm)	Over Limit (dB)	Table (o)	ANT	EUT	Verdict
73.020	-69.47	-16.88	-25.0	-44.47	63.00	Vertical	Horizontal	Pass
1466.600	-57.65	-4.74	-25.0	-32.65	313.00	Vertical	Horizontal	Pass
2592.600	-47.28	0.89	-25.0	-22.28	53.00	Vertical	Horizontal	N/A
6981.600	-45.74	9.97	-25.0	-20.74	304.00	Vertical	Horizontal	Pass
14303.674	-44.02	12.49	-25.0	-19.02	217.00	Vertical	Horizontal	Pass
21504.500	-42.54	18.01	-25.0	-17.54	220.00	Vertical	Horizontal	Pass



## 25.2 LTE Band 38 BW10, Middle Channel

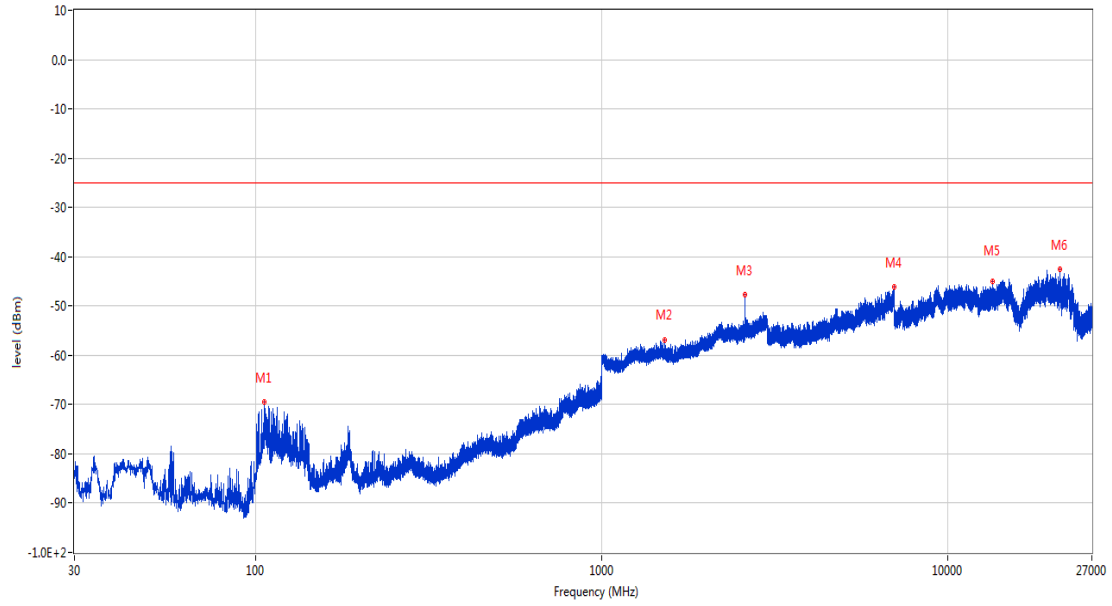
RSE-H&H LTE Band 38 BW10 CH38000



Frequency (MHz)	Result (dBm)	Factor (dB)	PK Limit (dBm)	Over Limit (dB)	Table (o)	ANT	EUT	Verdict
184.618	-65.95	-14.93	-25.0	-40.95	356.00	Horizontal	Horizontal	Pass
1488.300	-57.30	-4.92	-25.0	-32.30	36.00	Horizontal	Horizontal	Pass
2590.500	-38.69	0.84	-25.0	-13.69	213.00	Horizontal	Horizontal	N/A
5705.000	-48.80	5.53	-25.0	-23.80	211.00	Horizontal	Horizontal	Pass
9299.425	-44.79	11.77	-25.0	-19.79	251.00	Horizontal	Horizontal	Pass
19310.524	-42.29	18.85	-25.0	-17.29	277.00	Horizontal	Horizontal	Pass

RSE-H&V LTE Band 38 BW10 CH38000

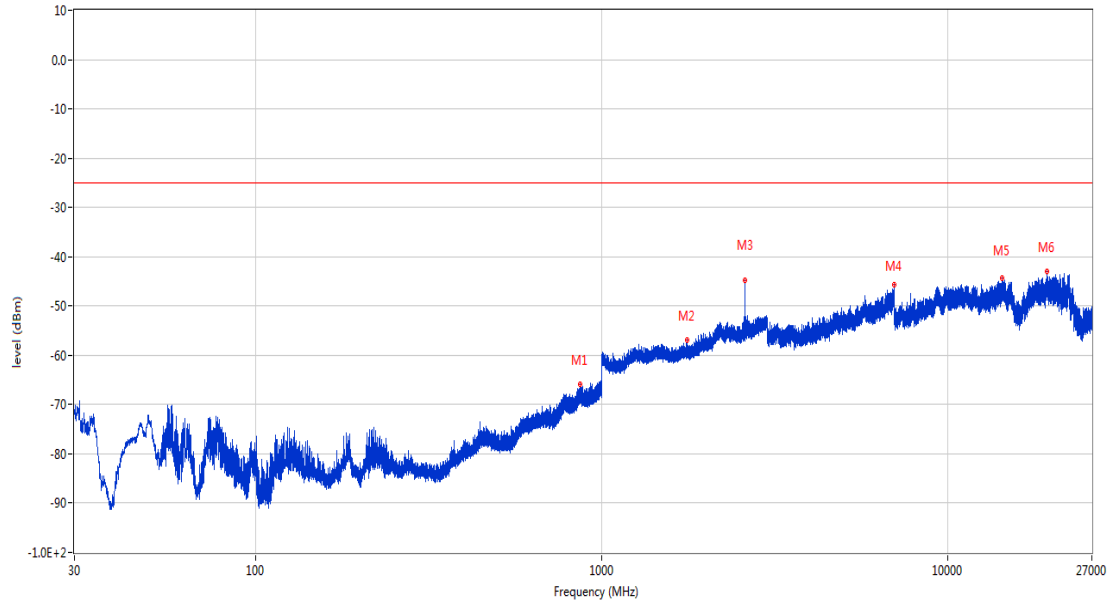
RSE Test case\_FCC PART22&24&27\_FCC PART 27\_2535\_LTE B38 & B41



Frequency (MHz)	Result (dBm)	Factor (dB)	PK Limit (dBm)	Over Limit (dB)	Table (o)	ANT	EUT	Verdict
105.757	-69.47	-22.34	-25.0	-44.47	360.00	Horizontal	Vertical	Pass
1515.300	-56.82	-5.09	-25.0	-31.82	191.00	Horizontal	Vertical	Pass
2590.500	-47.77	0.84	-25.0	-22.77	144.00	Horizontal	Vertical	N/A
6975.800	-46.16	9.78	-25.0	-21.16	158.00	Horizontal	Vertical	Pass
13416.275	-44.91	11.30	-25.0	-19.91	32.00	Horizontal	Vertical	Pass
21072.802	-42.55	17.86	-25.0	-17.55	209.00	Horizontal	Vertical	Pass

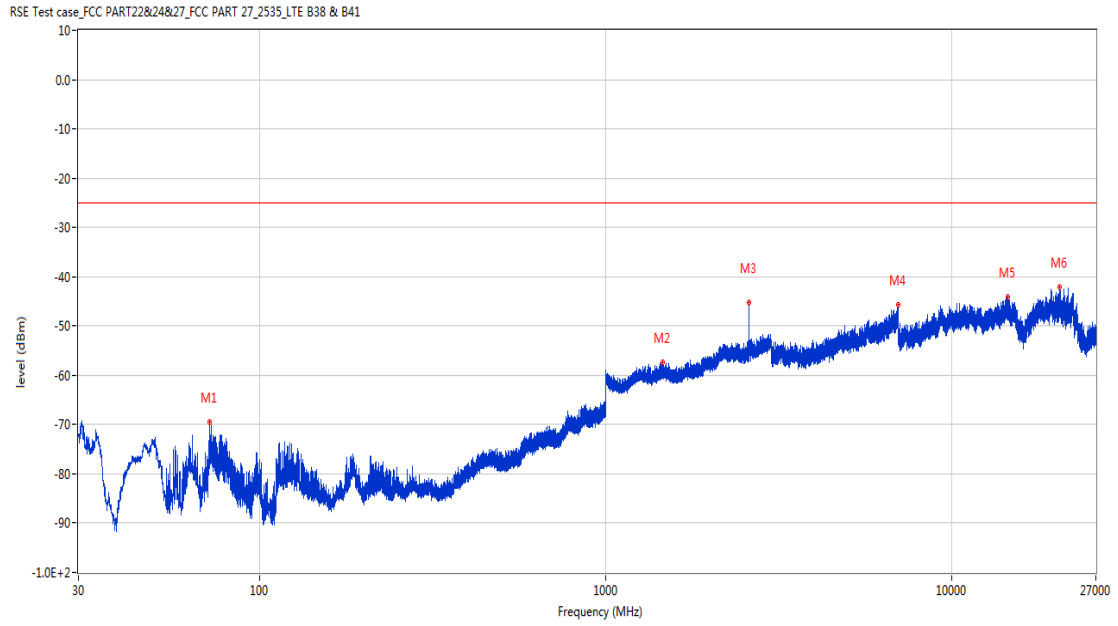
RSE-V&V LTE Band 38 BW10 CH38000

RSE Test case\_FCC PART22&24&27\_FCC PART 27\_2535\_LTE B38 & B41



Frequency (MHz)	Result (dBm)	Factor (dB)	PK Limit (dBm)	Over Limit (dB)	Table (o)	ANT	EUT	Verdict
865.655	-65.80	2.92	-25.0	-40.80	168.00	Vertical	Vertical	Pass
1759.200	-56.90	-4.81	-25.0	-31.90	225.00	Vertical	Vertical	Pass
2590.400	-44.71	0.84	-25.0	-19.71	106.00	Vertical	Vertical	N/A
6981.400	-45.67	9.97	-25.0	-20.67	136.00	Vertical	Vertical	Pass
14308.025	-44.41	12.37	-25.0	-19.41	59.00	Vertical	Vertical	Pass
19319.949	-43.02	18.92	-25.0	-18.02	293.00	Vertical	Vertical	Pass

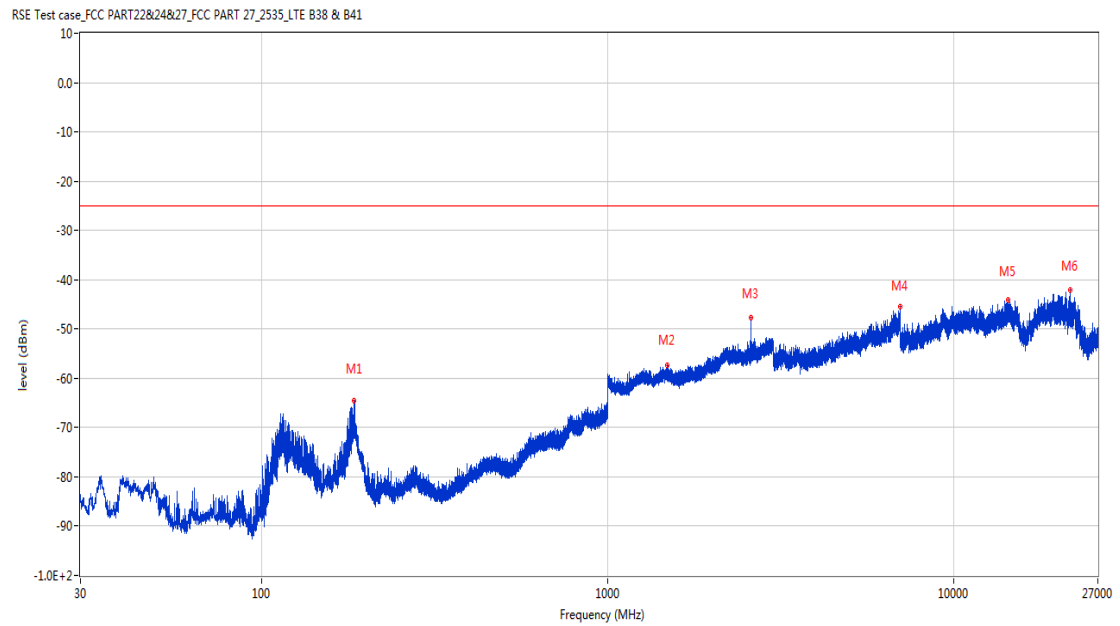
RSE-V&H LTE Band 38 BW10 CH38000



Frequency (MHz)	Result (dBm)	Factor (dB)	PK Limit (dBm)	Over Limit (dB)	Table (o)	ANT	EUT	Verdict
71.807	-69.55	-16.42	-25.0	-44.55	118.00	Vertical	Horizontal	Pass
1460.300	-57.37	-4.71	-25.0	-32.37	2.00	Vertical	Horizontal	Pass
2590.400	-45.29	0.84	-25.0	-20.29	53.00	Vertical	Horizontal	N/A
6982.800	-45.78	9.94	-25.0	-20.78	185.00	Vertical	Horizontal	Pass
14508.488	-44.13	11.44	-25.0	-19.13	275.00	Vertical	Horizontal	Pass
20459.600	-42.18	17.66	-25.0	-17.18	359.00	Vertical	Horizontal	Pass

## 25.3 LTE Band 38 BW15, Middle Channel

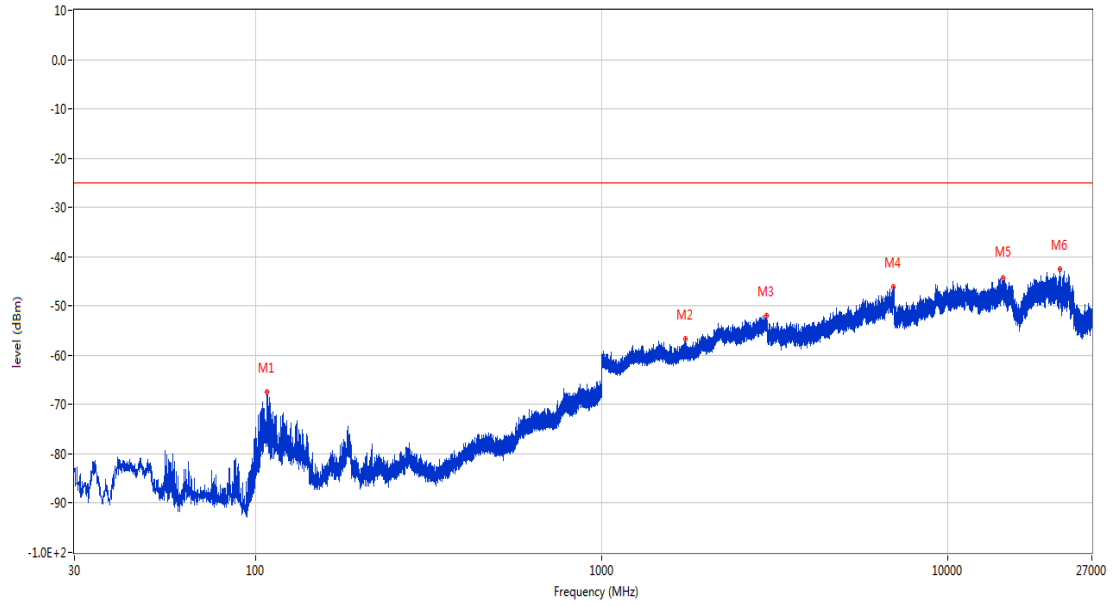
RSE-H&H LTE Band 38 BW15 CH38000



Frequency (MHz)	Result (dBm)	Factor (dB)	PK Limit (dBm)	Over Limit (dB)	Table (o)	ANT	EUT	Verdict
185.152	-64.51	-14.86	-25.0	-39.51	334.00	Horizontal	Horizontal	Pass
1486.000	-57.34	-4.91	-25.0	-32.34	274.00	Horizontal	Horizontal	Pass
2588.200	-47.74	0.79	-25.0	-22.74	211.00	Horizontal	Horizontal	N/A
6985.400	-45.41	9.80	-25.0	-20.41	118.00	Horizontal	Horizontal	Pass
14324.338	-44.07	12.01	-25.0	-19.07	186.00	Horizontal	Horizontal	Pass
21626.900	-42.18	18.05	-25.0	-17.18	196.00	Horizontal	Horizontal	Pass

RSE-H&V LTE Band 38 BW15 CH38000

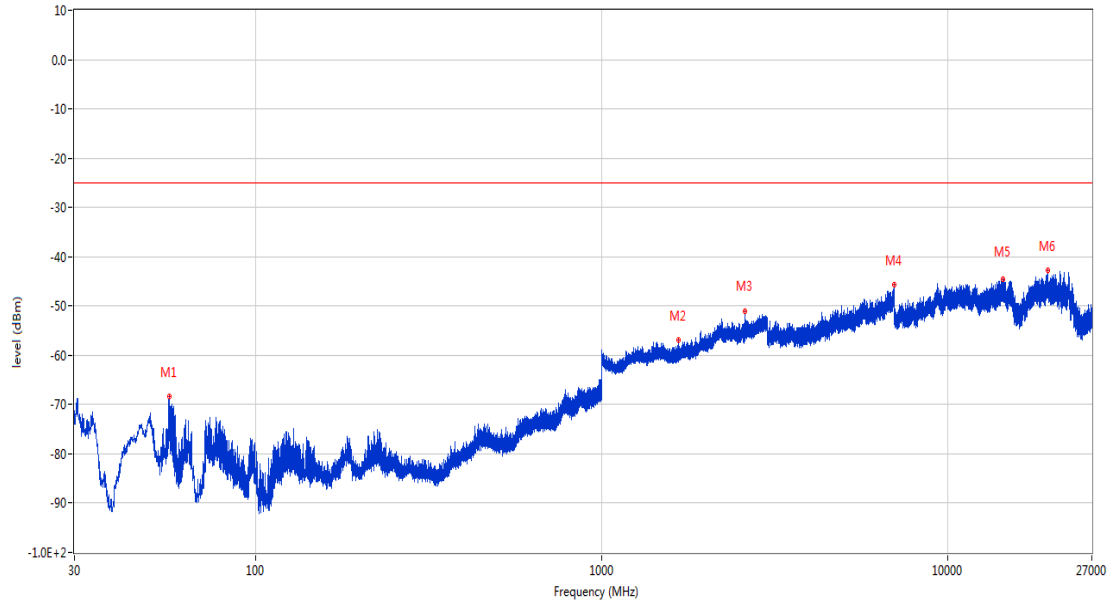
RSE Test case\_FCC PART22&24&27\_FCC PART 27\_2535\_LTE B38 & B41



Frequency (MHz)	Result (dBm)	Factor (dB)	PK Limit (dBm)	Over Limit (dB)	Table (o)	ANT	EUT	Verdict
107.939	-67.52	-22.31	-25.0	-42.52	23.00	Horizontal	Vertical	Pass
1744.800	-56.72	-4.93	-25.0	-31.72	201.00	Horizontal	Vertical	Pass
2990.600	-52.06	2.87	-25.0	-27.06	360.00	Horizontal	Vertical	Pass
6930.800	-46.02	8.67	-25.0	-21.02	309.00	Horizontal	Vertical	Pass
14427.288	-44.32	12.51	-25.0	-19.32	263.00	Horizontal	Vertical	Pass
21047.300	-42.63	17.86	-25.0	-17.63	245.00	Horizontal	Vertical	Pass

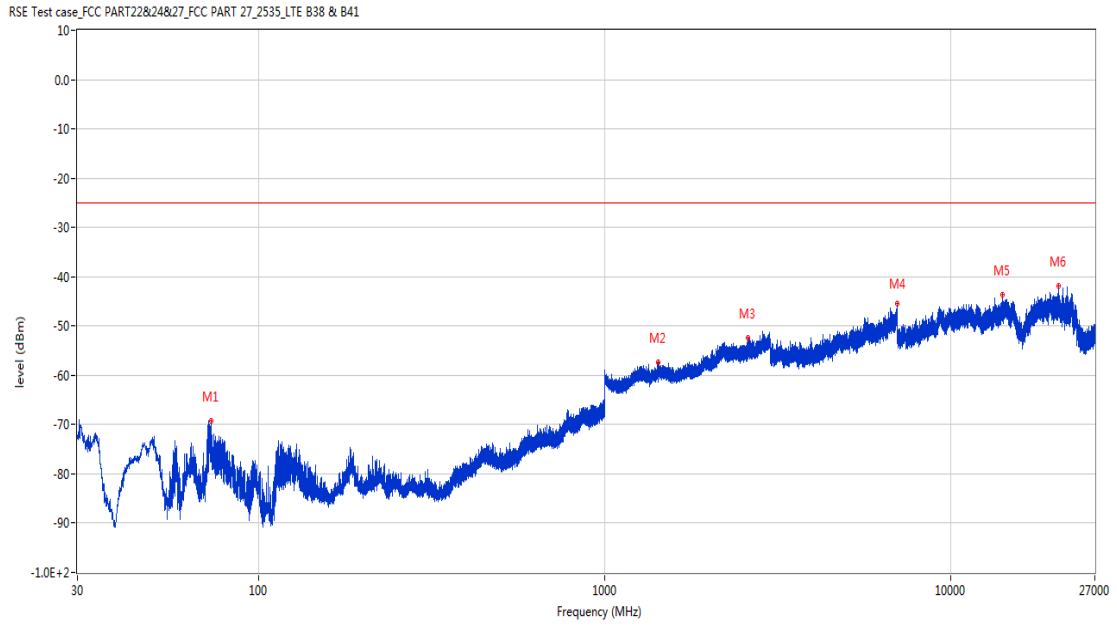
RSE-V&V LTE Band 38 BW15 CH38000

RSE Test case\_FCC PART22&24&27\_FCC PART 27\_2535\_LTE B38 & B41



Frequency (MHz)	Result (dBm)	Factor (dB)	PK Limit (dBm)	Over Limit (dB)	Table (o)	ANT	EUT	Verdict
56.239	-68.38	-17.60	-25.0	-43.38	360.00	Vertical	Vertical	Pass
1664.200	-56.95	-5.49	-25.0	-31.95	252.00	Vertical	Vertical	Pass
2588.200	-51.01	0.79	-25.0	-26.01	88.00	Vertical	Vertical	N/A
6975.800	-45.75	9.78	-25.0	-20.75	202.00	Vertical	Vertical	Pass
14388.138	-44.63	12.53	-25.0	-19.63	211.00	Vertical	Vertical	Pass
19350.761	-42.76	18.41	-25.0	-17.76	211.00	Vertical	Vertical	Pass

RSE-V&H LTE Band 38 BW15 CH38000

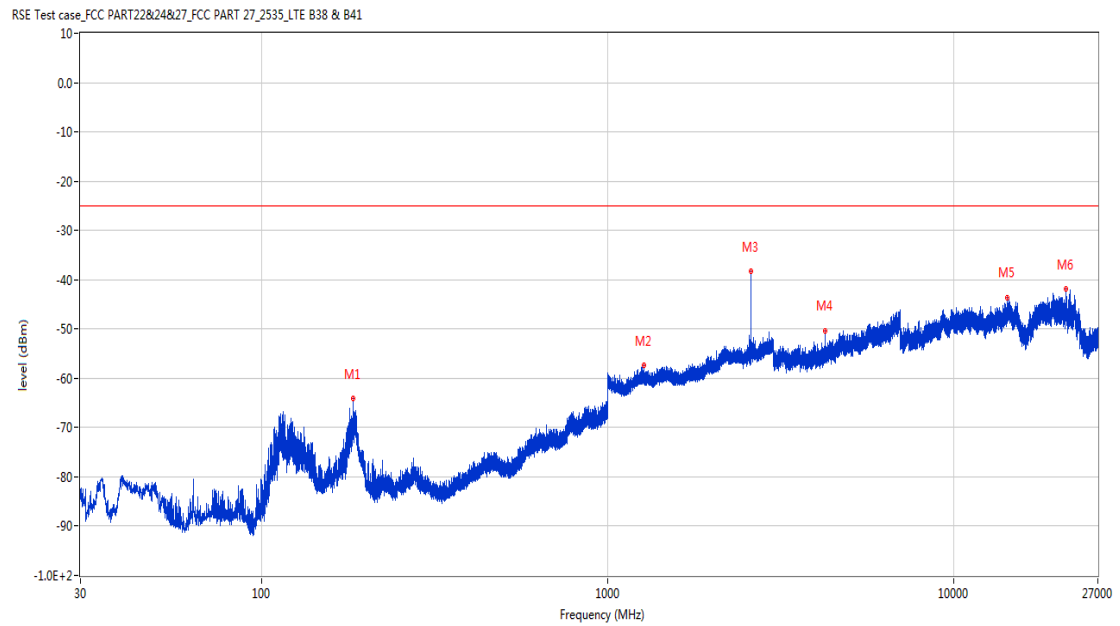


Frequency (MHz)	Result (dBm)	Factor (dB)	PK Limit (dBm)	Over Limit (dB)	Table (o)	ANT	EUT	Verdict
73.117	-69.14	-16.93	-25.0	-44.14	89.00	Vertical	Horizontal	Pass
1425.300	-57.37	-5.11	-25.0	-32.37	37.00	Vertical	Horizontal	Pass
2588.300	-52.46	0.79	-25.0	-27.46	273.00	Vertical	Horizontal	N/A
6980.200	-45.45	9.96	-25.0	-20.45	164.00	Vertical	Horizontal	Pass
14036.513	-43.71	11.86	-25.0	-18.71	104.00	Vertical	Horizontal	Pass
20427.500	-41.92	17.65	-25.0	-16.92	318.00	Vertical	Horizontal	Pass



## 25.4 LTE Band 38 BW20, Middle Channel

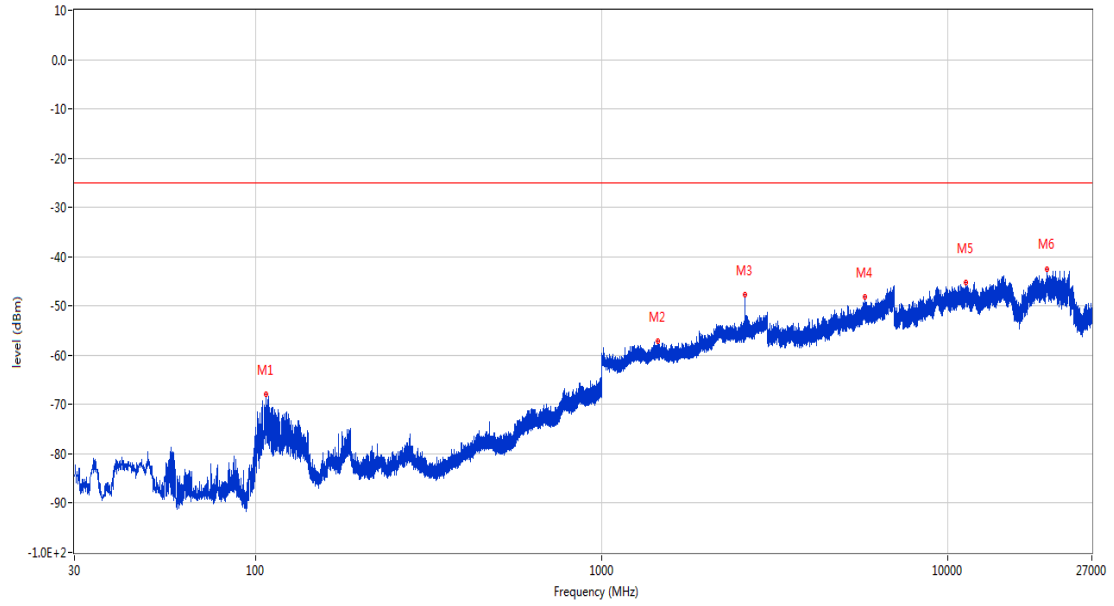
RSE-H&H LTE Band 38 BW20 CH38000



Frequency (MHz)	Result (dBm)	Factor (dB)	PK Limit (dBm)	Over Limit (dB)	Table (o)	ANT	EUT	Verdict
184.133	-64.04	-15.01	-25.0	-39.04	339.00	Horizontal	Horizontal	Pass
1268.100	-57.45	-5.11	-25.0	-32.45	167.00	Horizontal	Horizontal	Pass
2586.000	-38.32	0.73	-25.0	-13.32	211.00	Horizontal	Horizontal	N/A
4242.000	-50.48	2.59	-25.0	-25.48	251.00	Horizontal	Horizontal	Pass
14207.974	-43.68	12.71	-25.0	-18.68	360.00	Horizontal	Horizontal	Pass
21043.401	-41.96	17.85	-25.0	-16.96	300.00	Horizontal	Horizontal	Pass

RSE-H&V LTE Band 38 BW20 CH38000

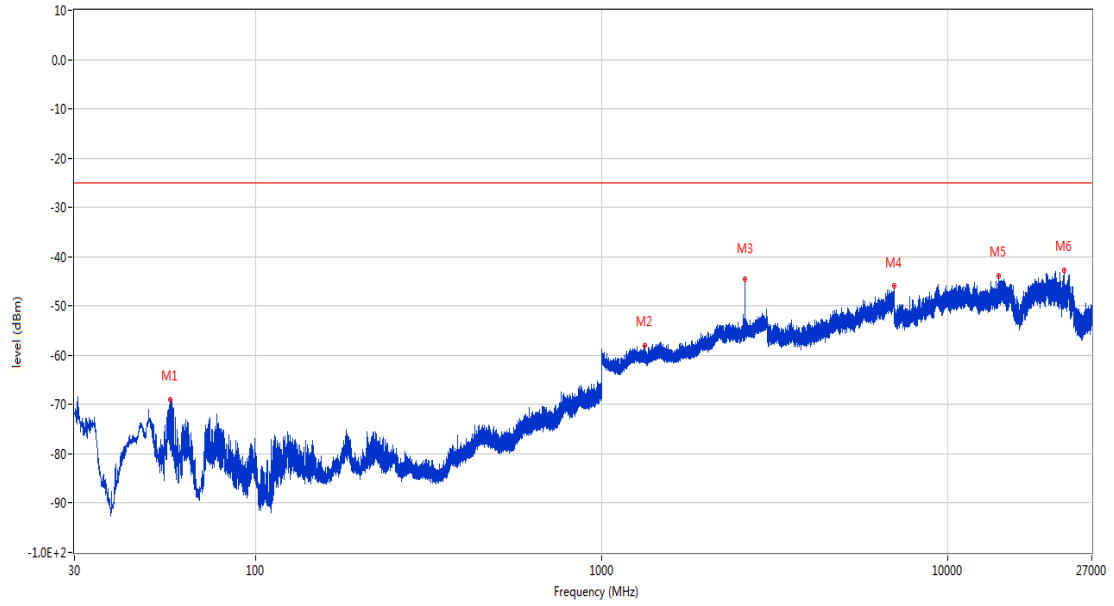
RSE Test case\_FCC PART2&24&27\_FCC PART 27\_2535\_LTE B38 & B41



Frequency (MHz)	Result (dBm)	Factor (dB)	PK Limit (dBm)	Over Limit (dB)	Table (o)	ANT	EUT	Verdict
107.357	-67.89	-22.28	-25.0	-42.89	3.00	Horizontal	Vertical	Pass
1448.700	-57.23	-4.68	-25.0	-32.23	119.00	Horizontal	Vertical	Pass
2586.100	-47.70	0.74	-25.0	-22.70	130.00	Horizontal	Vertical	N/A
5752.600	-48.08	5.52	-25.0	-23.08	3.00	Horizontal	Vertical	Pass
11253.850	-45.28	11.97	-25.0	-20.28	311.00	Horizontal	Vertical	Pass
19322.124	-42.64	18.90	-25.0	-17.64	60.00	Horizontal	Vertical	Pass

RSE-V&V LTE Band 38 BW20 CH38000

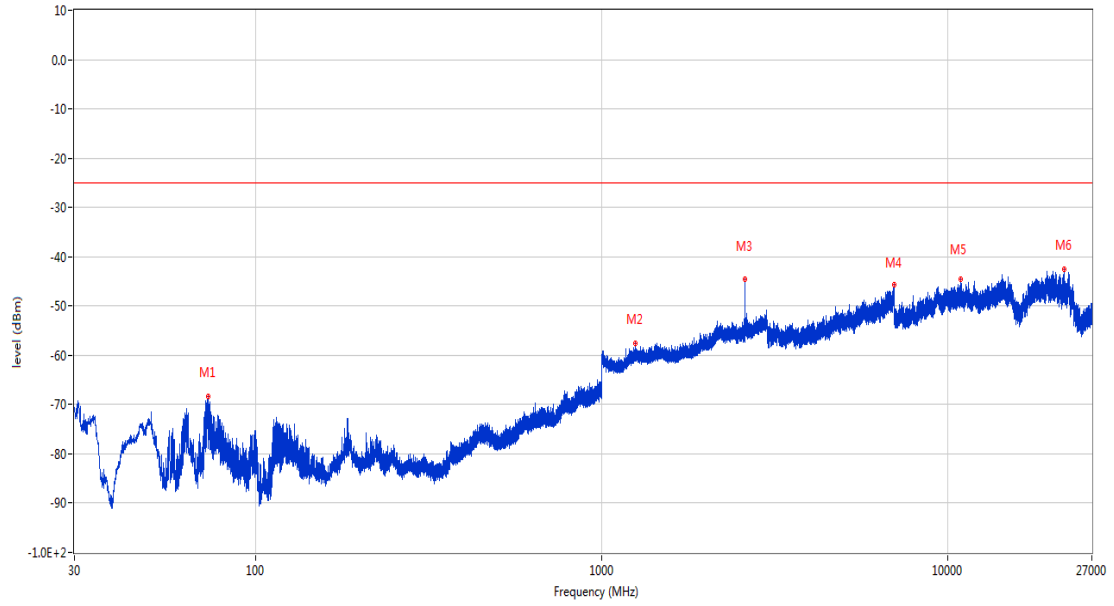
RSE Test case\_FCC PART2&24&27\_FCC PART 27\_2535\_LTE B38 & B41



Frequency (MHz)	Result (dBm)	Factor (dB)	PK Limit (dBm)	Over Limit (dB)	Table (o)	ANT	EUT	Verdict
56.578	-68.97	-17.68	-25.0	-43.97	339.00	Vertical	Vertical	Pass
1330.600	-58.11	-5.44	-25.0	-33.11	45.00	Vertical	Vertical	Pass
2586.100	-44.48	0.74	-25.0	-19.48	91.00	Vertical	Vertical	N/A
6980.600	-45.80	9.98	-25.0	-20.80	246.00	Vertical	Vertical	Pass
14025.638	-43.98	12.15	-25.0	-18.98	206.00	Vertical	Vertical	Pass
21619.700	-42.81	18.05	-25.0	-17.81	110.00	Vertical	Vertical	Pass

RSE-V&H LTE Band 38 BW20 CH38000

RSE Test case\_FCC PART22&24&27\_FCC PART 27\_2535\_LTE B38 & B41

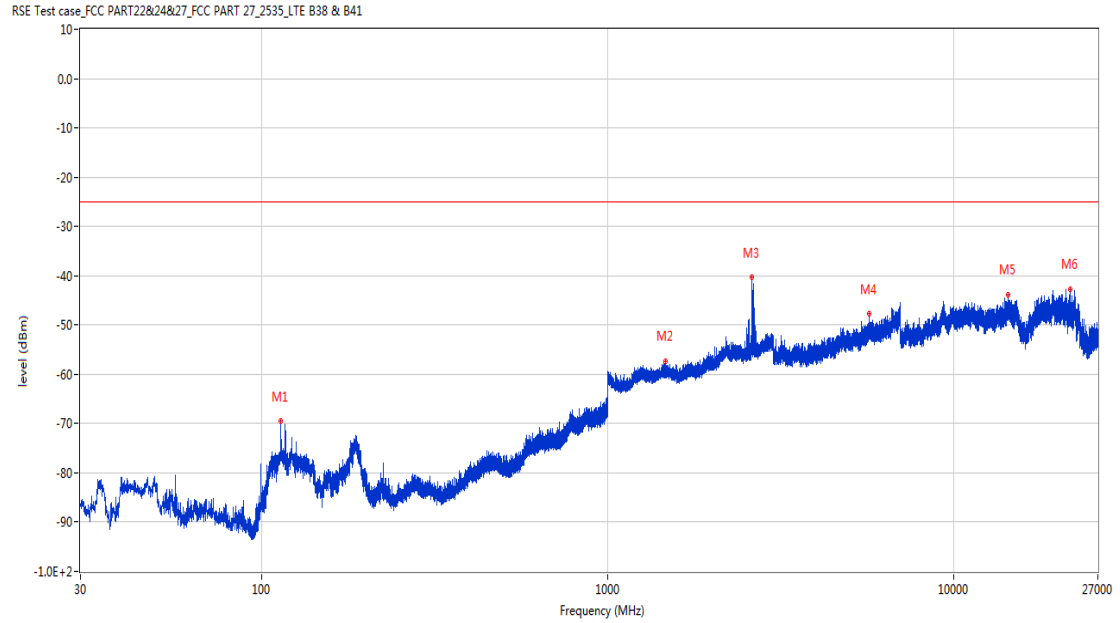


Frequency (MHz)	Result (dBm)	Factor (dB)	PK Limit (dBm)	Over Limit (dB)	Table (o)	ANT	EUT	Verdict
72.826	-68.24	-16.80	-25.0	-43.24	94.00	Vertical	Horizontal	Pass
1250.400	-57.51	-5.04	-25.0	-32.51	170.00	Vertical	Horizontal	Pass
2585.900	-44.66	0.73	-25.0	-19.66	48.00	Vertical	Horizontal	N/A
6983.200	-45.67	9.92	-25.0	-20.67	337.00	Vertical	Horizontal	Pass
10865.724	-44.66	11.98	-25.0	-19.66	168.00	Vertical	Horizontal	Pass
21617.900	-42.48	18.05	-25.0	-17.48	166.00	Vertical	Horizontal	Pass

## 26 LTE Band 41

### 26.1 LTE Band 41 BW5, Middle Channel

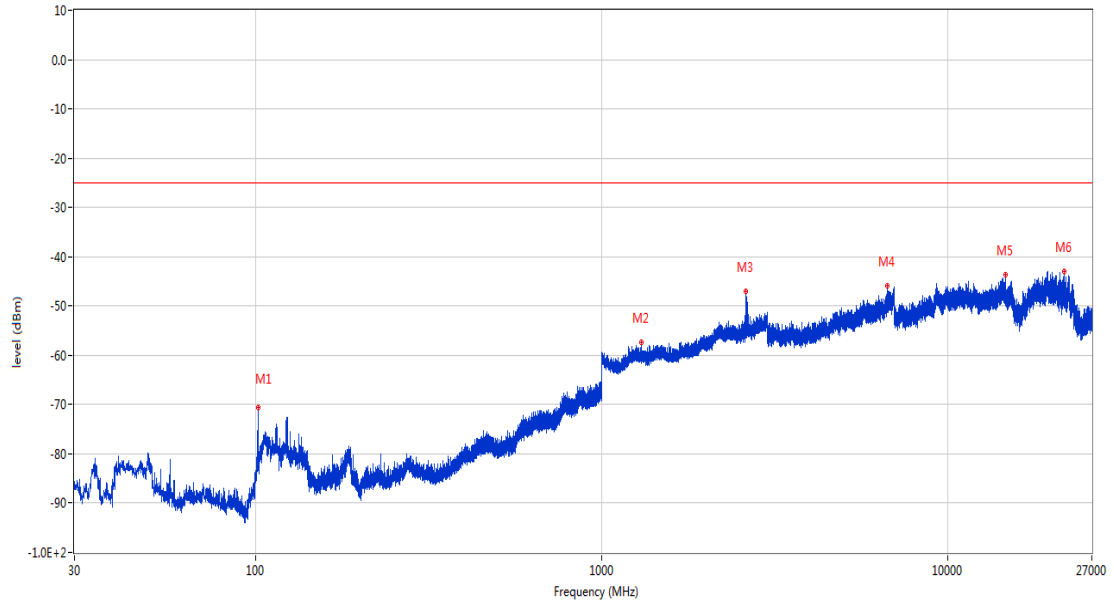
RSE-H&H LTE Band 41 BW5 CH40620



Frequency (MHz)	Result (dBm)	Factor (dB)	PK Limit (dBm)	Over Limit (dB)	Table (o)	ANT	EUT	Verdict
113.808	-69.46	-21.79	-25.0	-44.46	201.00	Horizontal	Horizontal	Pass
1466.700	-57.45	-4.74	-25.0	-32.45	0.00	Horizontal	Horizontal	Pass
2558.000	-40.33	1.08	-25.0	-15.33	215.00	Horizontal	Horizontal	N/A
5678.600	-47.75	6.00	-25.0	-22.75	125.00	Horizontal	Horizontal	Pass
14333.038	-43.98	11.96	-25.0	-18.98	232.00	Horizontal	Horizontal	Pass
21629.901	-42.72	18.05	-25.0	-17.72	119.00	Horizontal	Horizontal	Pass

RSE-H&V LTE Band 41 BW5 CH40620

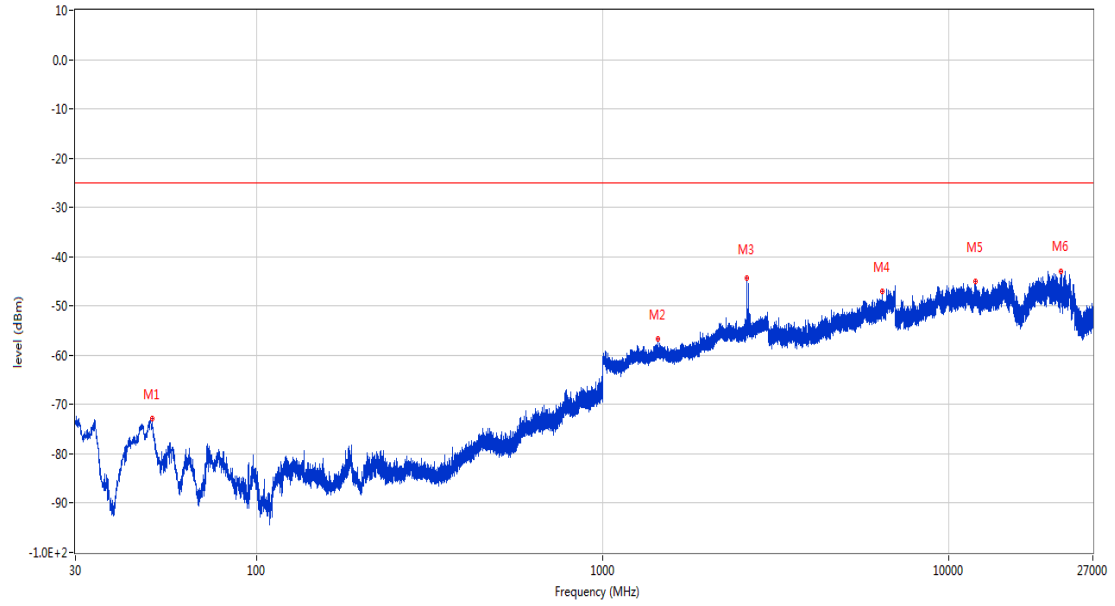
RSE Test case\_FCC PART22&24&27\_FCC PART 27\_2535\_LTE B38 & B41



Frequency (MHz)	Result (dBm)	Factor (dB)	PK Limit (dBm)	Over Limit (dB)	Table (o)	ANT	EUT	Verdict
101.586	-70.63	-21.89	-25.0	-45.63	47.00	Horizontal	Vertical	Pass
1298.400	-57.36	-5.10	-25.0	-32.36	34.00	Horizontal	Vertical	Pass
2558.000	-47.05	1.08	-25.0	-22.05	133.00	Horizontal	Vertical	N/A
6671.600	-45.80	7.43	-25.0	-20.80	228.00	Horizontal	Vertical	Pass
14639.350	-43.62	10.59	-25.0	-18.62	222.00	Horizontal	Vertical	Pass
21620.001	-42.97	18.05	-25.0	-17.97	167.00	Horizontal	Vertical	Pass

RSE-V&V LTE Band 41 BW5 CH40620

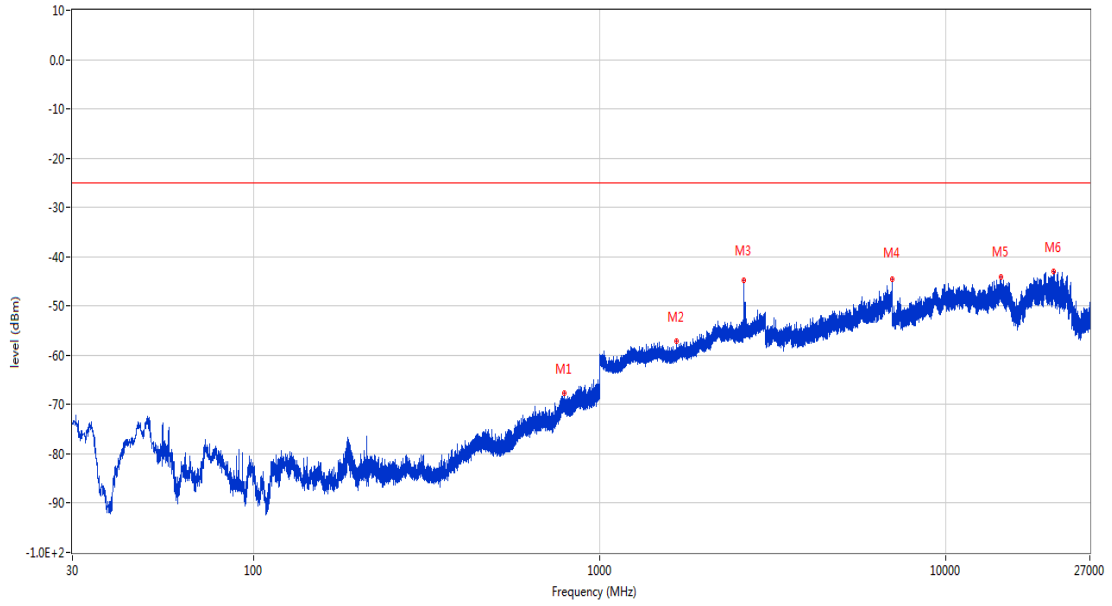
RSE Test case\_FCC PART22&24&27\_FCC PART 27\_2535\_LTE B38 & B41



Frequency (MHz)	Result (dBm)	Factor (dB)	PK Limit (dBm)	Over Limit (dB)	Table (o)	ANT	EUT	Verdict
49.982	-72.83	-15.59	-25.0	-47.83	245.00	Vertical	Vertical	Pass
1443.600	-56.72	-4.82	-25.0	-31.72	255.00	Vertical	Vertical	Pass
2558.100	-44.36	1.08	-25.0	-19.36	54.00	Vertical	Vertical	N/A
6418.600	-47.01	6.87	-25.0	-22.01	29.00	Vertical	Vertical	Pass
11896.988	-45.11	13.15	-25.0	-20.11	51.00	Vertical	Vertical	Pass
21023.302	-42.98	17.85	-25.0	-17.98	51.00	Vertical	Vertical	Pass

RSE-V&H LTE Band 41 BW5 CH40620

RSE Test case\_FCC PART2&24&27\_FCC PART 27\_2535\_LTE B38 & B41

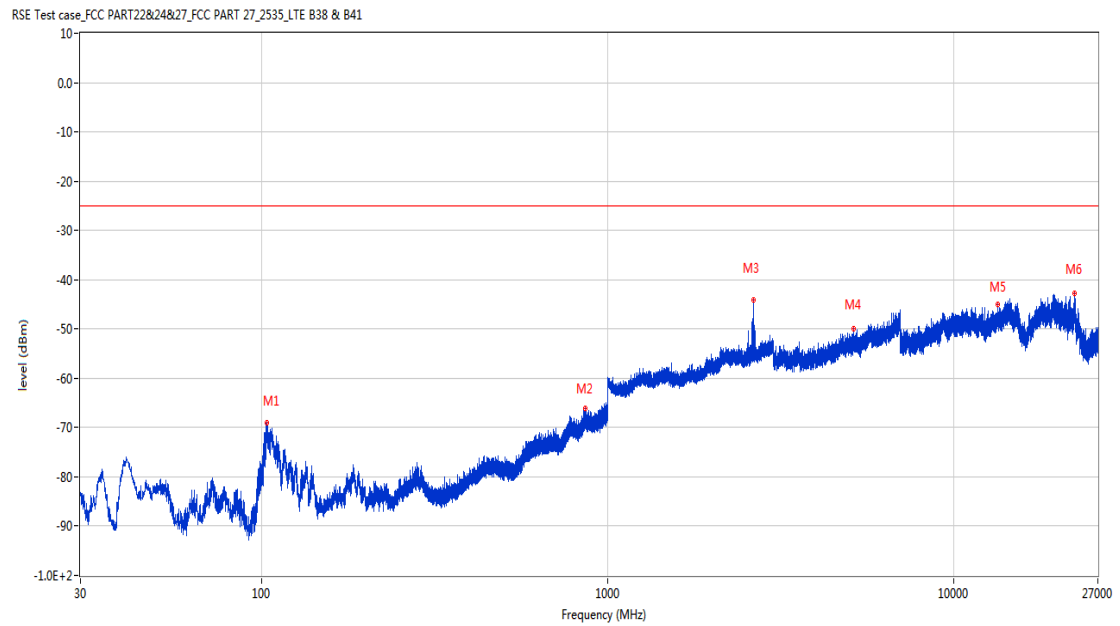


Frequency (MHz)	Result (dBm)	Factor (dB)	PK Limit (dBm)	Over Limit (dB)	Table (o)	ANT	EUT	Verdict
791.450	-67.75	1.87	-25.0	-42.75	0.00	Vertical	Horizontal	Pass
1667.200	-57.06	-5.62	-25.0	-32.06	318.00	Vertical	Horizontal	Pass
2558.200	-44.78	1.08	-25.0	-19.78	65.00	Vertical	Horizontal	N/A
6985.400	-44.61	9.80	-25.0	-19.61	132.00	Vertical	Horizontal	Pass
14366.387	-44.18	11.99	-25.0	-19.18	145.00	Vertical	Horizontal	Pass
20447.900	-43.05	17.65	-25.0	-18.05	49.00	Vertical	Horizontal	Pass



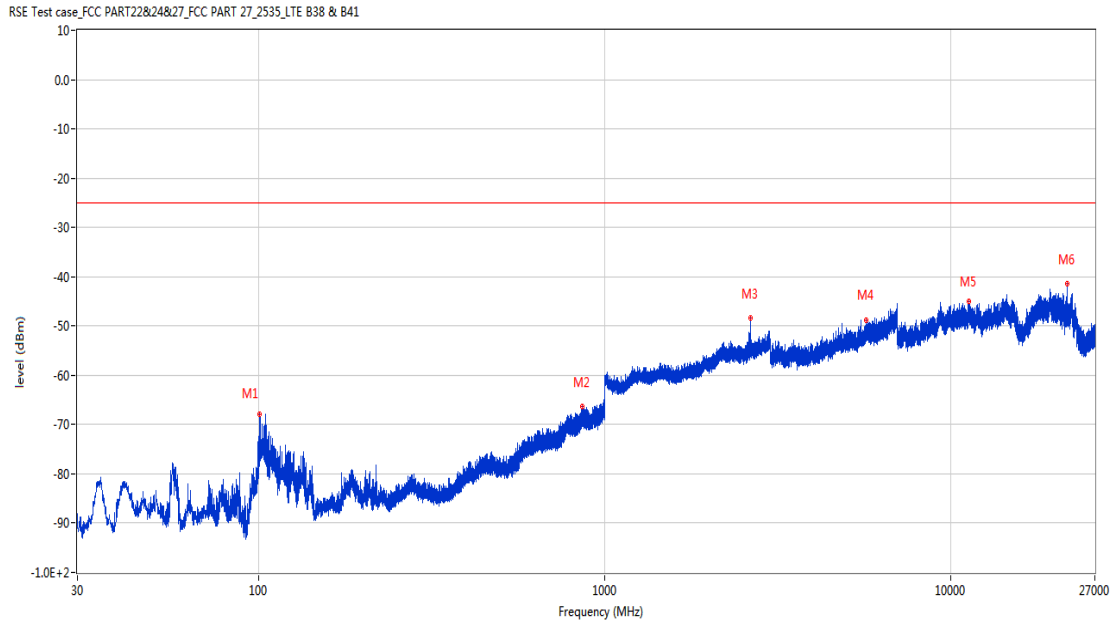
## 26.2 LTE Band 41 BW10, Middle Channel

RSE-H&H LTE Band 41 BW10 CH40620



Frequency (MHz)	Result (dBm)	Factor (dB)	PK Limit (dBm)	Over Limit (dB)	Table (o)	ANT	EUT	Verdict
103.623	-69.10	-22.28	-25.0	-44.10	15.00	Horizontal	Horizontal	Pass
859.544	-66.04	2.93	-25.0	-41.04	84.00	Horizontal	Horizontal	Pass
2588.500	-44.05	1.17	-25.0	-19.05	208.00	Horizontal	Horizontal	N/A
5136.200	-49.99	4.50	-25.0	-24.99	183.00	Horizontal	Horizontal	Pass
13339.787	-44.89	12.44	-25.0	-19.89	180.00	Horizontal	Horizontal	Pass
22248.499	-42.80	18.26	-25.0	-17.80	163.00	Horizontal	Horizontal	Pass

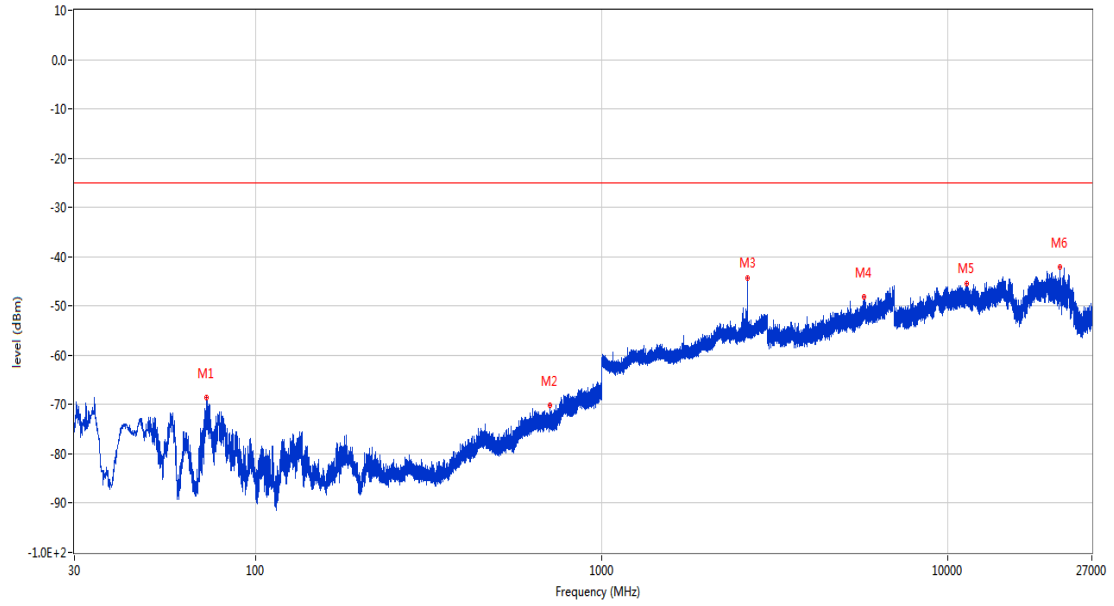
RSE-H&V LTE Band 41 BW10 CH40620



Frequency (MHz)	Result (dBm)	Factor (dB)	PK Limit (dBm)	Over Limit (dB)	Table (o)	ANT	EUT	Verdict
100.519	-67.99	-21.80	-25.0	-42.99	21.00	Horizontal	Vertical	Pass
858.477	-66.33	2.85	-25.0	-41.33	42.00	Horizontal	Vertical	Pass
2588.500	-48.42	0.97	-25.0	-23.42	4.00	Horizontal	Vertical	N/A
5699.800	-48.79	5.68	-25.0	-23.79	92.00	Horizontal	Vertical	Pass
11277.712	-45.08	12.31	-25.0	-20.08	4.00	Horizontal	Vertical	Pass
21627.501	-41.46	18.05	-25.0	-16.46	310.00	Horizontal	Vertical	Pass

RSE-V&V LTE Band 41 BW10 CH40620

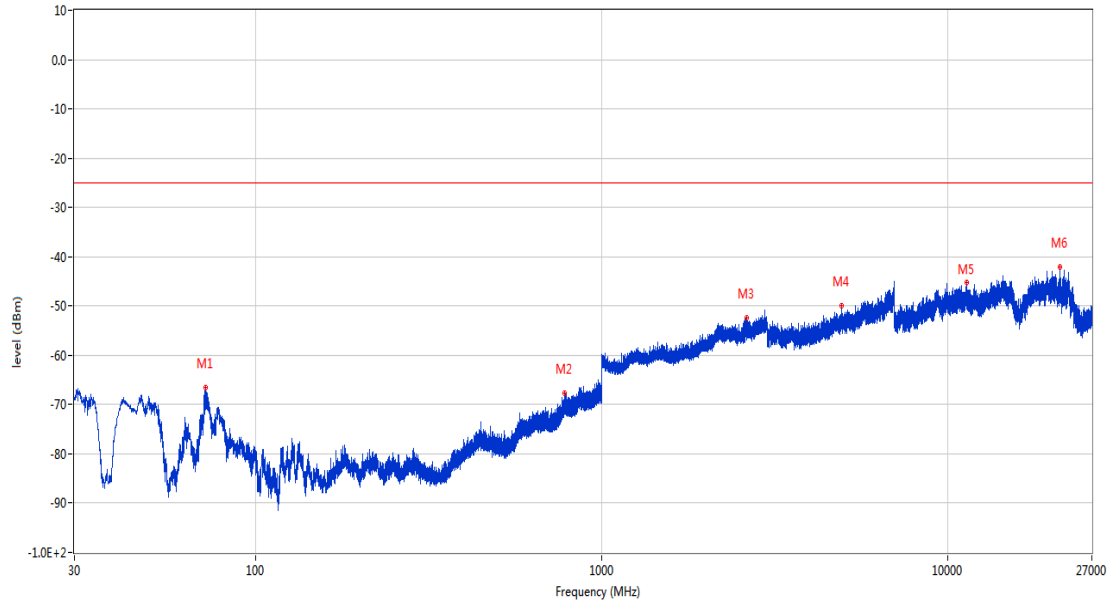
RSE Test case\_FCC PART22&24&27\_FCC PART 27\_2535\_LTE B38 & B41



Frequency (MHz)	Result (dBm)	Factor (dB)	PK Limit (dBm)	Over Limit (dB)	Table (o)	ANT	EUT	Verdict
72.049	-68.55	-16.47	-25.0	-43.55	75.00	Vertical	Vertical	Pass
707.011	-70.14	-1.90	-25.0	-45.14	22.00	Vertical	Vertical	Pass
2588.400	-44.31	1.18	-25.0	-19.31	58.00	Vertical	Vertical	N/A
5731.000	-48.23	5.50	-25.0	-23.23	142.00	Vertical	Vertical	Pass
11345.275	-45.50	12.10	-25.0	-20.50	0.00	Vertical	Vertical	Pass
21018.200	-42.05	17.85	-25.0	-17.05	155.00	Vertical	Vertical	Pass

RSE-V&H LTE Band 41 BW10 CH40620

RSE Test case\_FCC PART22&24&27\_FCC PART 27\_2535\_LTE B38 & B41

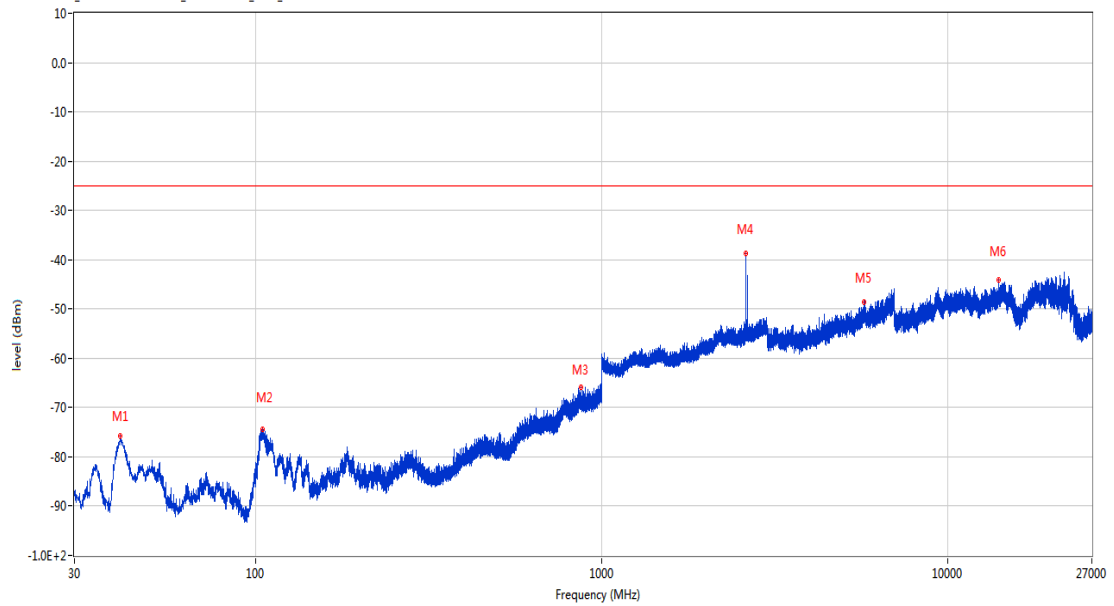


Frequency (MHz)	Result (dBm)	Factor (dB)	PK Limit (dBm)	Over Limit (dB)	Table (o)	ANT	EUT	Verdict
71.855	-66.55	-16.43	-25.0	-41.55	96.00	Vertical	Horizontal	Pass
781.459	-67.72	1.83	-25.0	-42.72	325.00	Vertical	Horizontal	Pass
2612.200	-52.48	1.11	-25.0	-27.48	222.00	Vertical	Horizontal	Pass
4921.800	-49.92	4.54	-25.0	-24.92	278.00	Vertical	Horizontal	Pass
11285.188	-45.16	12.34	-25.0	-20.16	317.00	Vertical	Horizontal	Pass
21043.700	-42.10	17.85	-25.0	-17.10	157.00	Vertical	Horizontal	Pass

## 26.3 LTE Band 41 BW15, Middle Channel

RSE-H&H LTE Band 41 BW15 CH40620

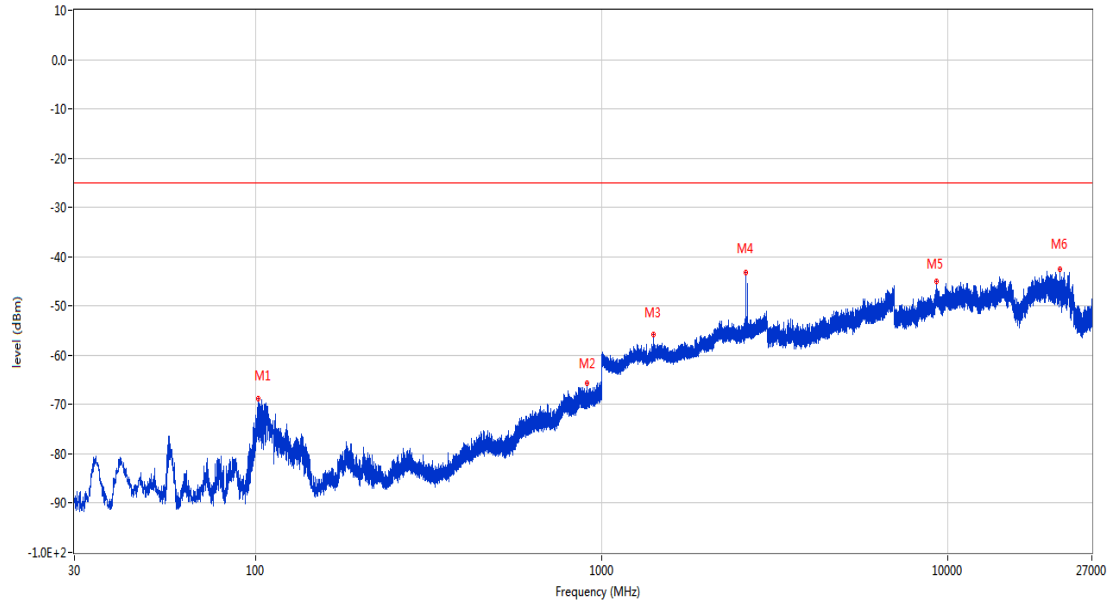
RSE Test case\_FCC PART22&24&27\_FCC PART 27\_2535\_LTE B38 & B41



Frequency (MHz)	Result (dBm)	Factor (dB)	PK Limit (dBm)	Over Limit (dB)	Table (o)	ANT	EUT	Verdict
40.718	-75.70	-18.16	-25.0	-50.70	81.00	Horizontal	Horizontal	Pass
104.496	-74.39	-22.48	-25.0	-49.39	59.00	Horizontal	Horizontal	Pass
869.292	-65.89	2.96	-25.0	-40.89	190.00	Horizontal	Horizontal	Pass
2586.300	-38.72	1.07	-25.0	-13.72	219.00	Horizontal	Horizontal	N/A
5715.200	-48.58	5.43	-25.0	-23.58	27.00	Horizontal	Horizontal	Pass
14019.838	-44.10	12.31	-25.0	-19.10	245.00	Horizontal	Horizontal	Pass

RSE-H&V LTE Band 41 BW15 CH40620

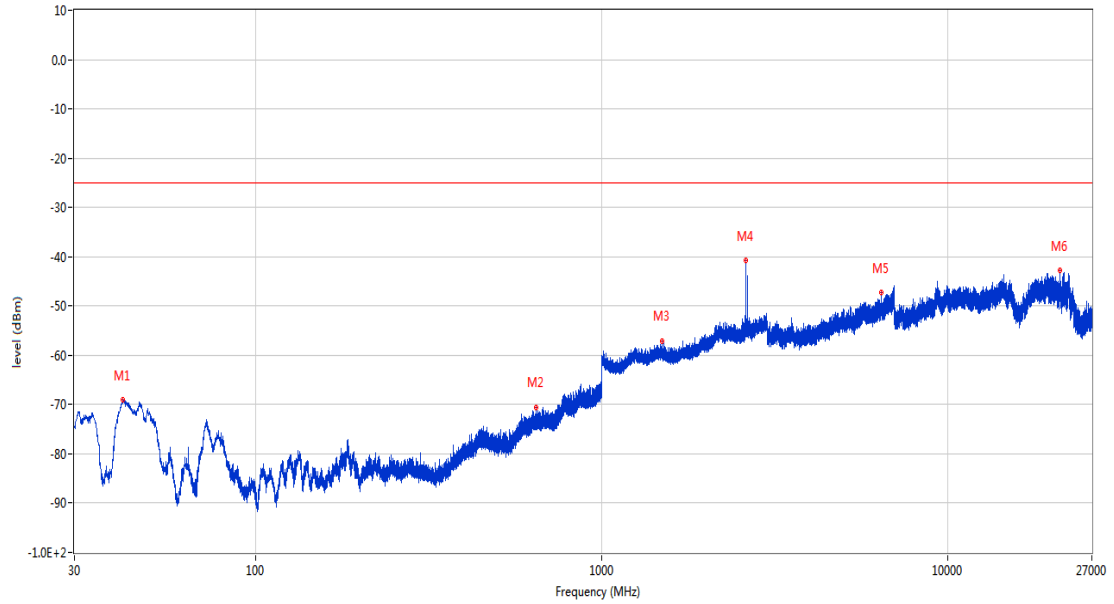
RSE Test case\_FCC PART22&24&27\_FCC PART 27\_2535\_LTE B38 & B41



Frequency (MHz)	Result (dBm)	Factor (dB)	PK Limit (dBm)	Over Limit (dB)	Table (o)	ANT	EUT	Verdict
102.119	-68.84	-21.93	-25.0	-43.84	0.00	Horizontal	Vertical	Pass
906.104	-65.65	2.75	-25.0	-40.65	314.00	Horizontal	Vertical	Pass
1412.800	-55.85	-5.10	-25.0	-30.85	59.00	Horizontal	Vertical	Pass
2586.500	-43.30	1.07	-25.0	-18.30	153.00	Horizontal	Vertical	N/A
9250.550	-45.11	11.12	-25.0	-20.11	335.00	Horizontal	Vertical	Pass
21061.700	-42.61	17.86	-25.0	-17.61	319.00	Horizontal	Vertical	Pass

RSE-V&V LTE Band 41 BW15 CH40620

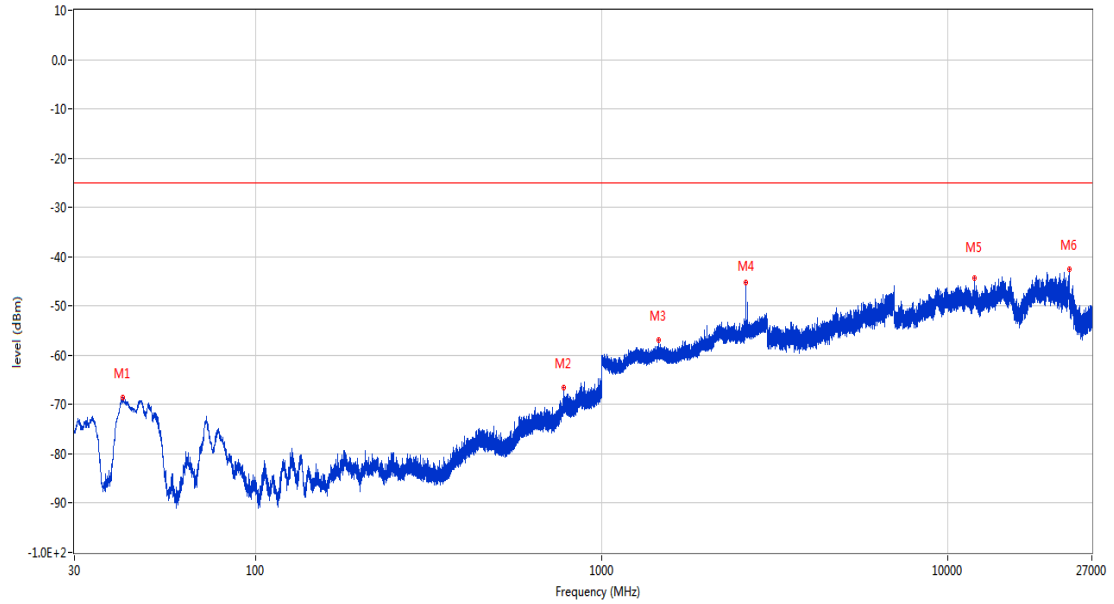
RSE Test case\_FCC PART2&24&27\_FCC PART 27\_2535\_LTE B38 & B41



Frequency (MHz)	Result (dBm)	Factor (dB)	PK Limit (dBm)	Over Limit (dB)	Table (o)	ANT	EUT	Verdict
41.398	-69.10	-17.94	-25.0	-44.10	121.00	Vertical	Vertical	Pass
646.241	-70.48	-2.03	-25.0	-45.48	84.00	Vertical	Vertical	Pass
1493.100	-57.04	-5.00	-25.0	-32.04	29.00	Vertical	Vertical	Pass
2586.200	-40.76	1.07	-25.0	-15.76	60.00	Vertical	Vertical	N/A
6399.000	-47.33	6.04	-25.0	-22.33	213.00	Vertical	Vertical	Pass
21045.199	-42.78	17.85	-25.0	-17.78	343.00	Vertical	Vertical	Pass

RSE-V&H LTE Band 41 BW15 CH40620

RSE Test case\_FCC PART22&24&27\_FCC PART 27\_2535\_LTE B38 & B41

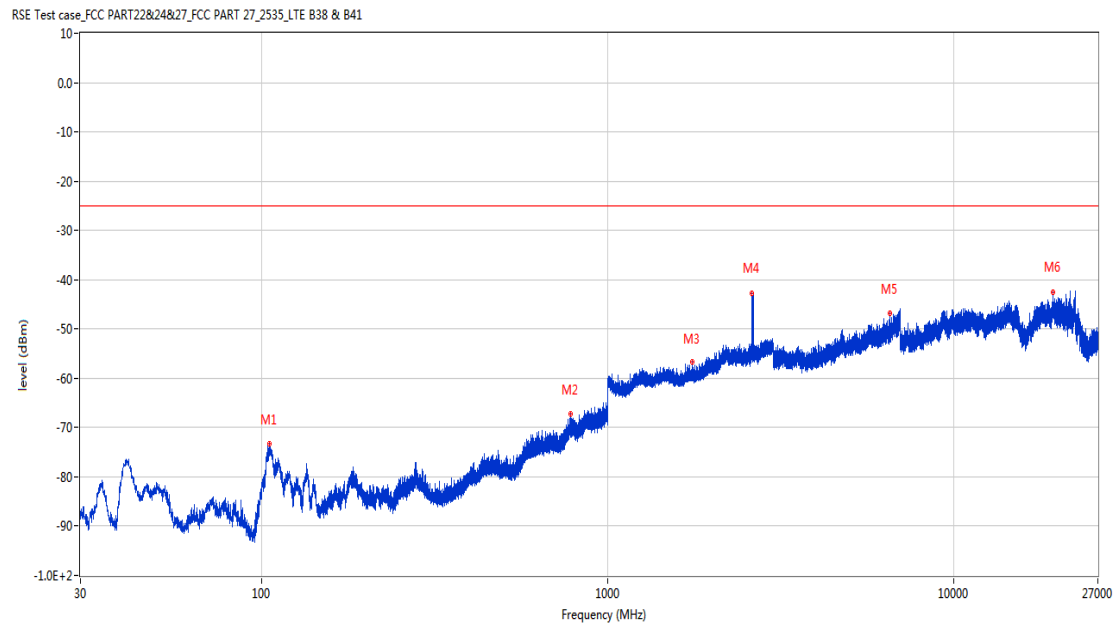


Frequency (MHz)	Result (dBm)	Factor (dB)	PK Limit (dBm)	Over Limit (dB)	Table (o)	ANT	EUT	Verdict
41.398	-68.62	-17.94	-25.0	-43.62	141.00	Vertical	Horizontal	Pass
775.494	-66.63	1.74	-25.0	-41.63	89.00	Vertical	Horizontal	Pass
1457.300	-56.91	-4.89	-25.0	-31.91	64.00	Vertical	Horizontal	Pass
2586.200	-45.30	1.07	-25.0	-20.30	49.00	Vertical	Horizontal	N/A
11921.713	-44.41	12.77	-25.0	-19.41	267.00	Vertical	Horizontal	Pass
22363.699	-42.56	18.30	-25.0	-17.56	125.00	Vertical	Horizontal	Pass



## 26.4 LTE Band 41 BW20, Middle Channel

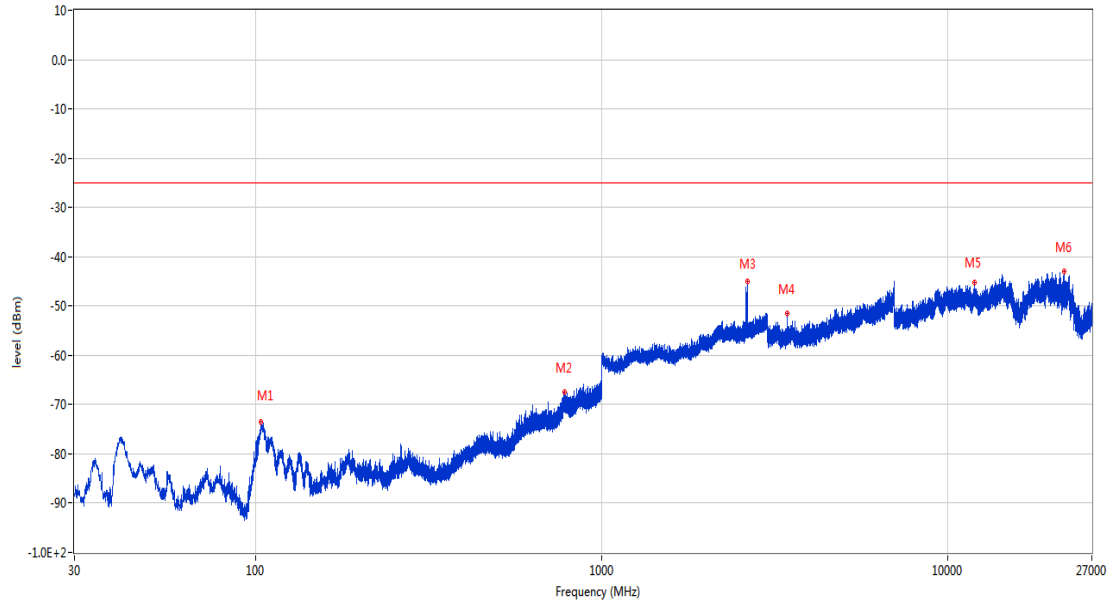
RSE-H&H LTE Band 41 BW20 CH40620



Frequency (MHz)	Result (dBm)	Factor (dB)	PK Limit (dBm)	Over Limit (dB)	Table (o)	ANT	EUT	Verdict
105.515	-73.29	-22.38	-25.0	-48.29	32.00	Horizontal	Horizontal	Pass
781.556	-67.15	1.84	-25.0	-42.15	197.00	Horizontal	Horizontal	Pass
1755.900	-56.69	-4.76	-25.0	-31.69	319.00	Horizontal	Horizontal	Pass
2559.900	-42.80	1.04	-25.0	-17.80	223.00	Horizontal	Horizontal	N/A
6504.800	-46.76	6.11	-25.0	-21.76	278.00	Horizontal	Horizontal	Pass
19301.825	-42.46	18.78	-25.0	-17.46	1.00	Horizontal	Horizontal	Pass

RSE-H&V LTE Band 41 BW20 CH40620

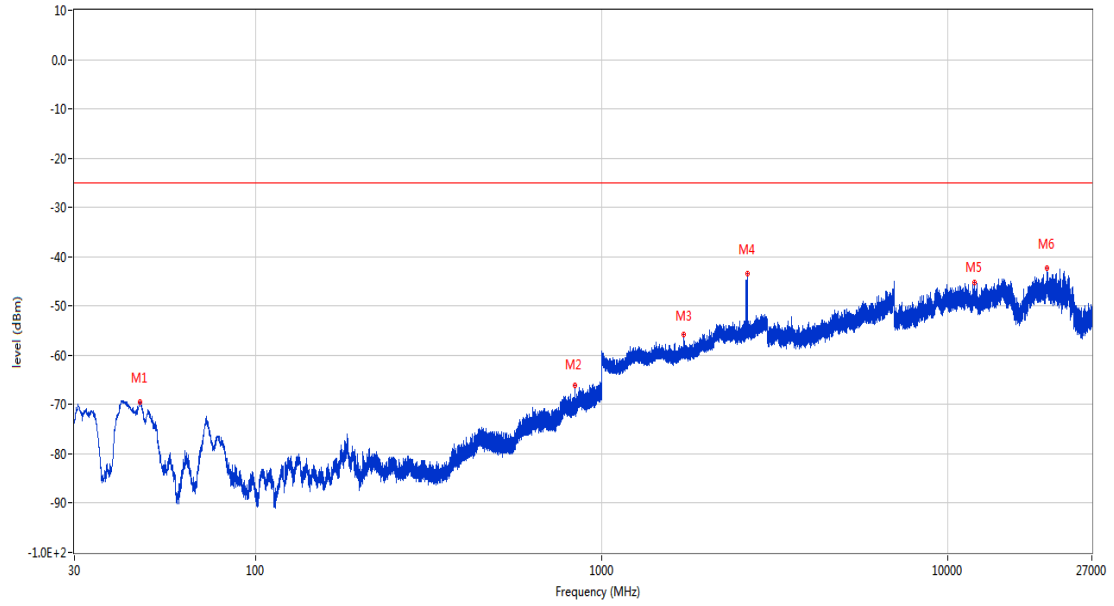
RSE Test case\_FCC PART22&24&27\_FCC PART 27\_2535\_LTE B38 & B41



Frequency (MHz)	Result (dBm)	Factor (dB)	PK Limit (dBm)	Over Limit (dB)	Table (o)	ANT	EUT	Verdict
103.478	-73.62	-22.25	-25.0	-48.62	18.00	Horizontal	Vertical	Pass
782.817	-67.47	1.91	-25.0	-42.47	208.00	Horizontal	Vertical	Pass
2559.900	-44.95	1.00	-25.0	-19.95	176.00	Horizontal	Vertical	N/A
3424.800	-51.60	1.85	-25.0	-26.60	258.00	Horizontal	Vertical	Pass
11916.537	-45.30	12.87	-25.0	-20.30	47.00	Horizontal	Vertical	Pass
21621.500	-42.90	18.05	-25.0	-17.90	247.00	Horizontal	Vertical	Pass

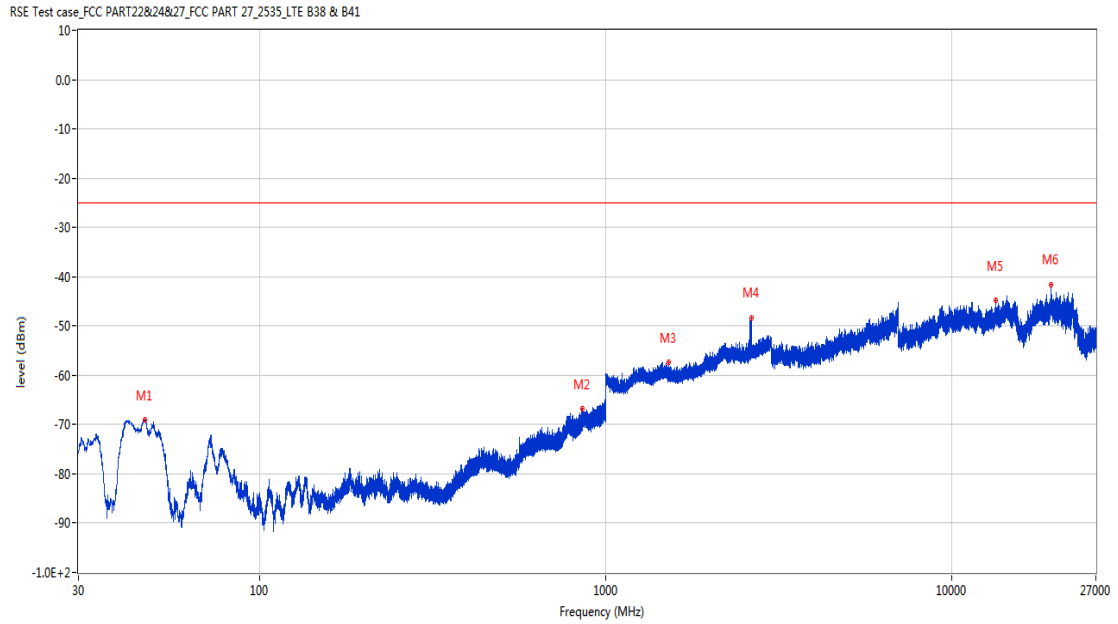
RSE-V&V LTE Band 41 BW20 CH40620

RSE Test case\_FCC PART2&24&27\_FCC PART 27\_2535\_LTE B38 & B41



Frequency (MHz)	Result (dBm)	Factor (dB)	PK Limit (dBm)	Over Limit (dB)	Table (o)	ANT	EUT	Verdict
46.296	-69.49	-17.83	-25.0	-44.49	18.00	Vertical	Vertical	Pass
836.798	-66.18	1.40	-25.0	-41.18	217.00	Vertical	Vertical	Pass
1726.200	-55.89	-5.11	-25.0	-30.89	233.00	Vertical	Vertical	Pass
2559.800	-43.44	1.00	-25.0	-18.44	58.00	Vertical	Vertical	N/A
11914.237	-45.25	12.92	-25.0	-20.25	354.00	Vertical	Vertical	Pass
19345.687	-42.37	18.59	-25.0	-17.37	341.00	Vertical	Vertical	Pass

RSE-V&H LTE Band 41 BW20 CH40620



Frequency (MHz)	Result (dBm)	Factor (dB)	PK Limit (dBm)	Over Limit (dB)	Table (o)	ANT	EUT	Verdict
46.733	-68.96	-17.56	-25.0	-43.96	178.00	Vertical	Horizontal	Pass
855.422	-66.77	2.60	-25.0	-41.77	33.00	Vertical	Horizontal	Pass
1516.300	-57.32	-5.05	-25.0	-32.32	198.00	Vertical	Horizontal	Pass
2559.800	-48.42	1.00	-25.0	-23.42	54.00	Vertical	Horizontal	N/A
13339.787	-44.88	12.44	-25.0	-19.88	254.00	Vertical	Horizontal	Pass
19308.712	-41.62	18.83	-25.0	-16.62	0.00	Vertical	Horizontal	Pass