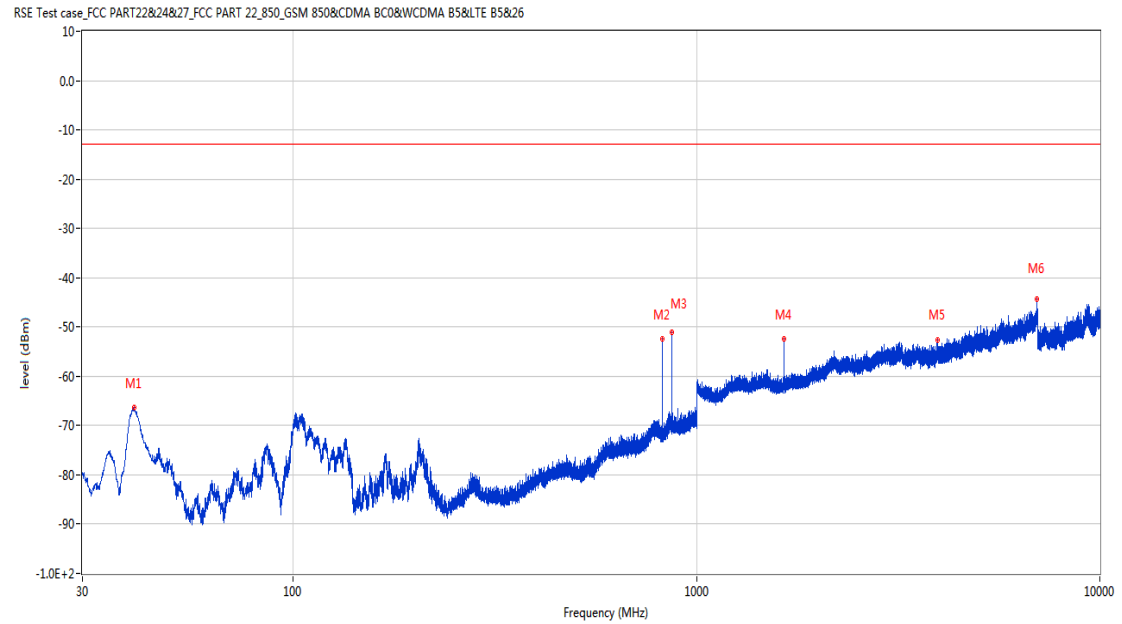

Annex A.7. Field Strength of Spurious Radiation

ANT0
GSM
1 GSM 850
1.1 GSM 850 Low Channel

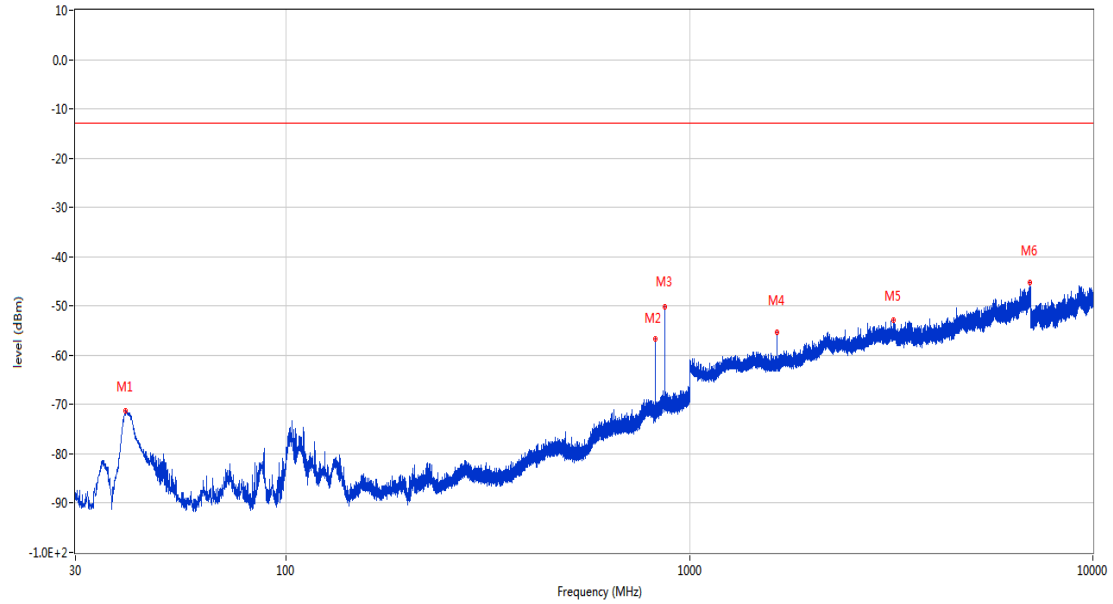
RSE-H&H GSM 850 CH128



Frequency (MHz)	Result (dBm)	Factor (dB)	PK Limit (dBm)	Over Limit (dB)	Table (o)	ANT	EUT	Verdict
40.233	-66.28	-18.70	-13.0	-53.28	134.00	Horizontal	Horizontal	Pass
824.139	-52.42	0.61	-13.0	-39.42	83.00	Horizontal	Horizontal	N/A
869.292	-50.98	1.75	-13.0	-37.98	191.00	Horizontal	Horizontal	N/A
1648.700	-52.38	-7.43	-13.0	-39.38	60.00	Horizontal	Horizontal	Pass
3960.200	-52.65	2.90	-13.0	-39.65	178.00	Horizontal	Horizontal	Pass
6995.800	-44.25	9.79	-13.0	-31.25	275.00	Horizontal	Horizontal	Pass

RSE-H&V GSM 850 CH128

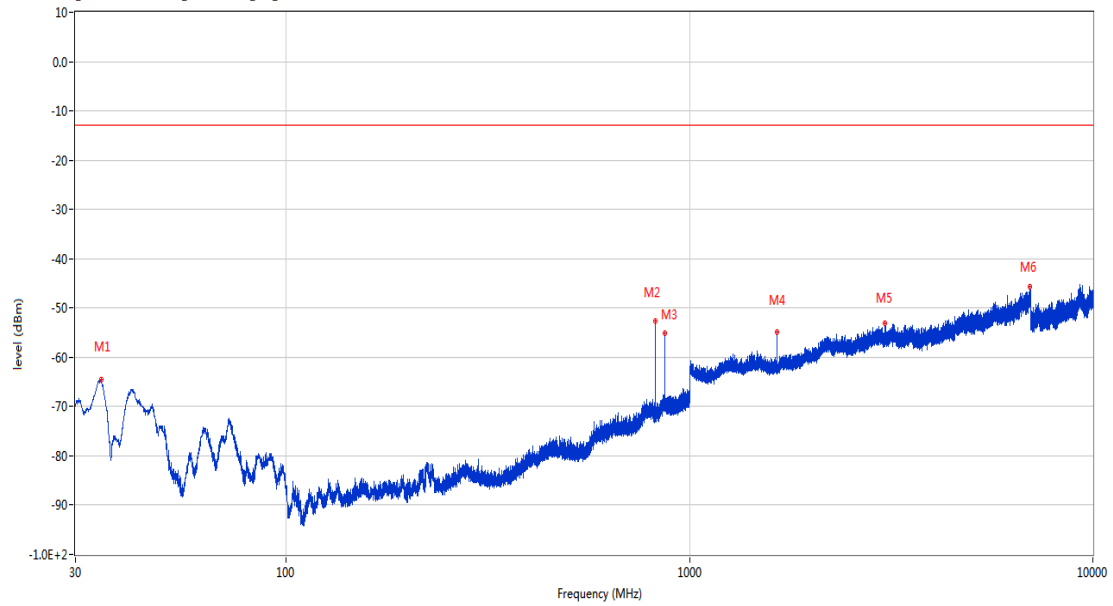
RSE Test case_FCC PART22&24&27_FCC PART 22_850_GSM 850&CDMA BC0&WCDMA B5<E B5&26



Frequency (MHz)	Result (dBm)	Factor (dB)	PK Limit (dBm)	Over Limit (dB)	Table (o)	ANT	EUT	Verdict
39.943	-71.23	-18.90	-13.0	-58.23	118.00	Horizontal	Vertical	Pass
824.236	-56.70	0.61	-13.0	-43.70	202.00	Horizontal	Vertical	N/A
869.244	-50.07	1.75	-13.0	-37.07	190.00	Horizontal	Vertical	N/A
1648.500	-55.34	-7.39	-13.0	-42.34	138.00	Horizontal	Vertical	Pass
3208.800	-52.92	1.98	-13.0	-39.92	150.00	Horizontal	Vertical	Pass
6990.800	-45.24	9.71	-13.0	-32.24	241.00	Horizontal	Vertical	Pass

RSE-V&V GSM 850 CH128

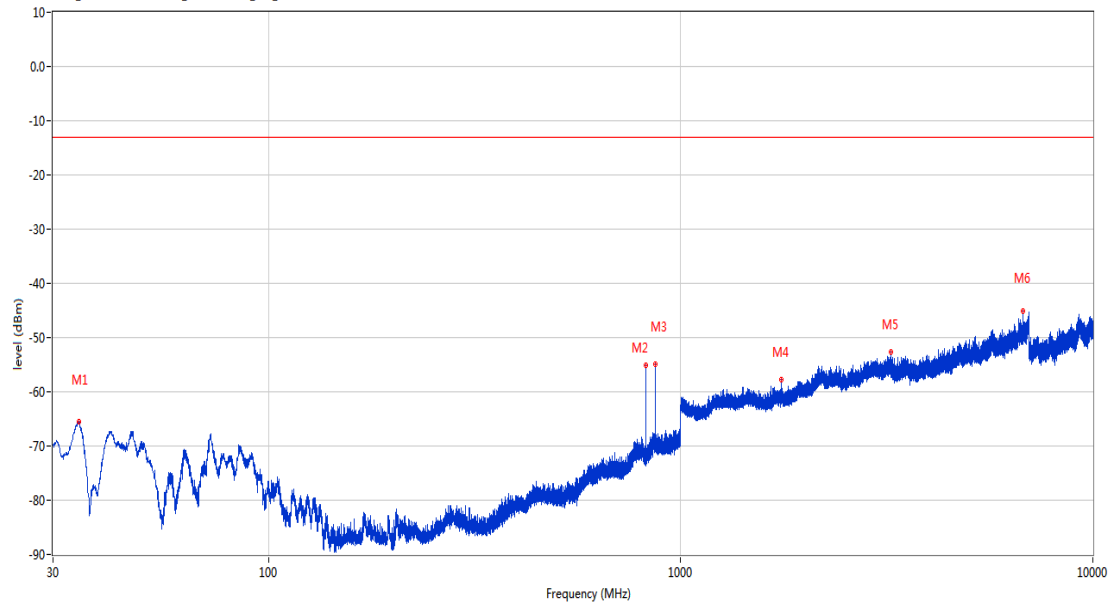
RSE Test case_FCC PART22&24&27_FCC PART 22_850_GSM 850&CDMA BC0&WCDMA B5<E B5&26



Frequency (MHz)	Result (dBm)	Factor (dB)	PK Limit (dBm)	Over Limit (dB)	Table (o)	ANT	EUT	Verdict
34.705	-64.63	-19.02	-13.0	-51.63	4.00	Vertical	Vertical	Pass
824.188	-52.70	0.61	-13.0	-39.70	241.00	Vertical	Vertical	N/A
869.292	-55.11	1.75	-13.0	-42.11	121.00	Vertical	Vertical	N/A
1648.700	-54.88	-7.43	-13.0	-41.88	234.00	Vertical	Vertical	Pass
3050.200	-53.18	1.36	-13.0	-40.18	360.00	Vertical	Vertical	Pass
6976.600	-45.58	9.84	-13.0	-32.58	275.00	Vertical	Vertical	Pass

RSE-V&H GSM 850 CH128

RSE Test case_FCC PART22&24&27_FCC PART 22_850_GSM 850&CDMA BC0&WCDMA B5<E B5&26

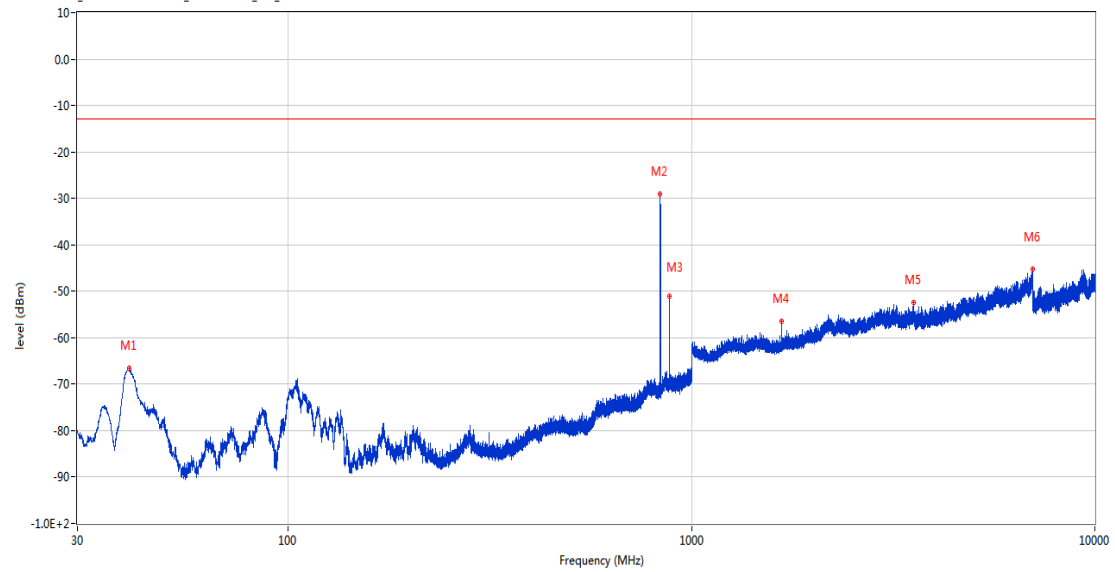


Frequency (MHz)	Result (dBm)	Factor (dB)	PK Limit (dBm)	Over Limit (dB)	Table (o)	ANT	EUT	Verdict
34.656	-65.43	-19.03	-13.0	-52.43	1.00	Vertical	Horizontal	Pass
824.139	-55.07	0.61	-13.0	-42.07	75.00	Vertical	Horizontal	N/A
869.196	-54.89	1.76	-13.0	-41.89	242.00	Vertical	Horizontal	N/A
1754.500	-57.72	-6.57	-13.0	-44.72	66.00	Vertical	Horizontal	Pass
3229.600	-52.71	2.49	-13.0	-39.71	343.00	Vertical	Horizontal	Pass
6763.600	-45.14	7.32	-13.0	-32.14	96.00	Vertical	Horizontal	Pass

1.2 GSM 850 Middle Channel

RSE-H&H GSM 850 CH190

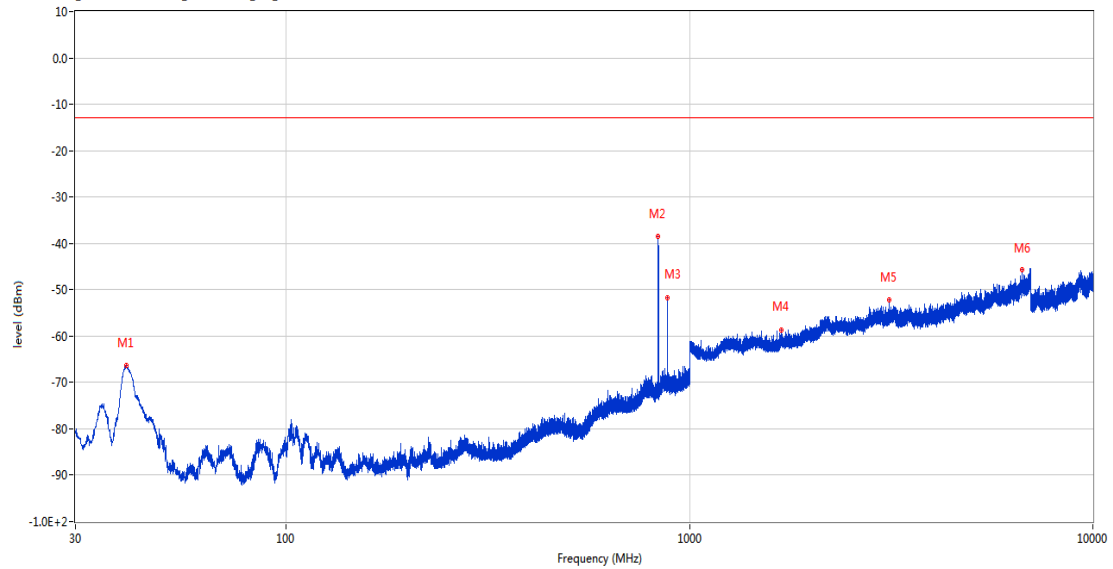
RSE Test case_FCC PART22&24&27_FCC PART 22_850_GSM 850&CDMA BC0&WCDMA B5<E B5&26



Frequency (MHz)	Result (dBm)	Factor (dB)	PK Limit (dBm)	Over Limit (dB)	Table (o)	ANT	EUT	Verdict
40.282	-66.45	-18.67	-13.0	-53.45	122.00	Horizontal	Horizontal	Pass
836.652	-29.17	0.93	-13.0	-16.17	81.00	Horizontal	Horizontal	N/A
881.563	-51.14	1.71	-13.0	-38.14	188.00	Horizontal	Horizontal	N/A
1673.600	-56.55	-7.05	-13.0	-43.55	55.00	Horizontal	Horizontal	Pass
3550.600	-52.37	2.14	-13.0	-39.37	23.00	Horizontal	Horizontal	Pass
6998.800	-45.14	9.77	-13.0	-32.14	156.00	Horizontal	Horizontal	Pass

RSE-H&V GSM 850 CH190

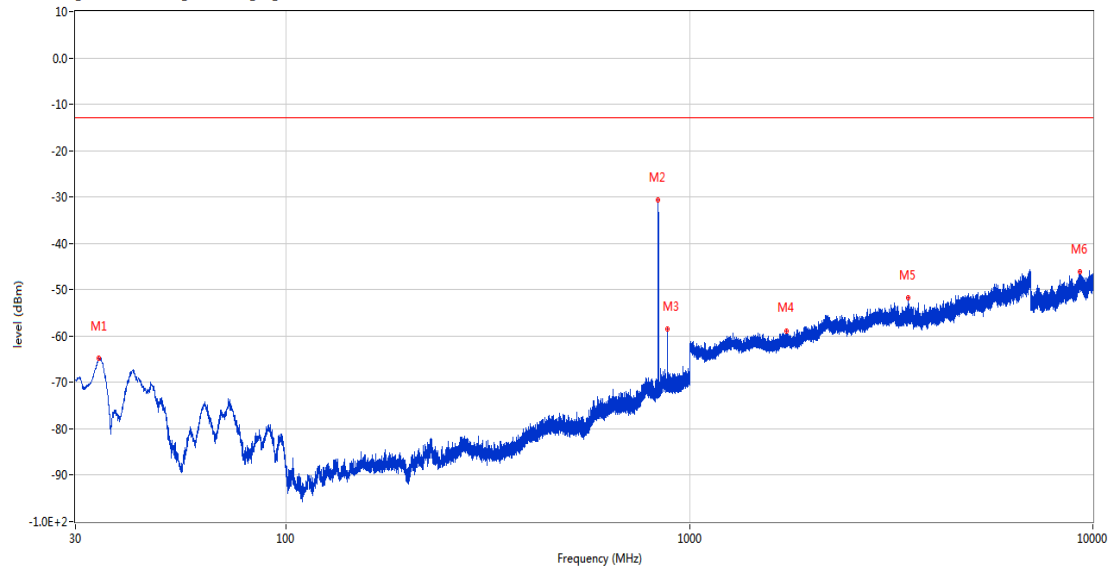
RSE Test case_FCC PART22&24&27_FCC PART 22_850_GSM 850&CDMA BC0&WCDMA B5<E B5&26



Frequency (MHz)	Result (dBm)	Factor (dB)	PK Limit (dBm)	Over Limit (dB)	Table (o)	ANT	EUT	Verdict
40.088	-66.40	-18.81	-13.0	-53.40	139.00	Horizontal	Vertical	Pass
836.555	-38.53	0.93	-13.0	-25.53	195.00	Horizontal	Vertical	N/A
881.660	-51.68	1.71	-13.0	-38.68	184.00	Horizontal	Vertical	N/A
1691.200	-58.66	-6.48	-13.0	-45.66	308.00	Horizontal	Vertical	Pass
3126.400	-52.14	0.98	-13.0	-39.14	200.00	Horizontal	Vertical	Pass
6674.000	-45.71	7.60	-13.0	-32.71	228.00	Horizontal	Vertical	Pass

RSE-V&V GSM 850 CH190

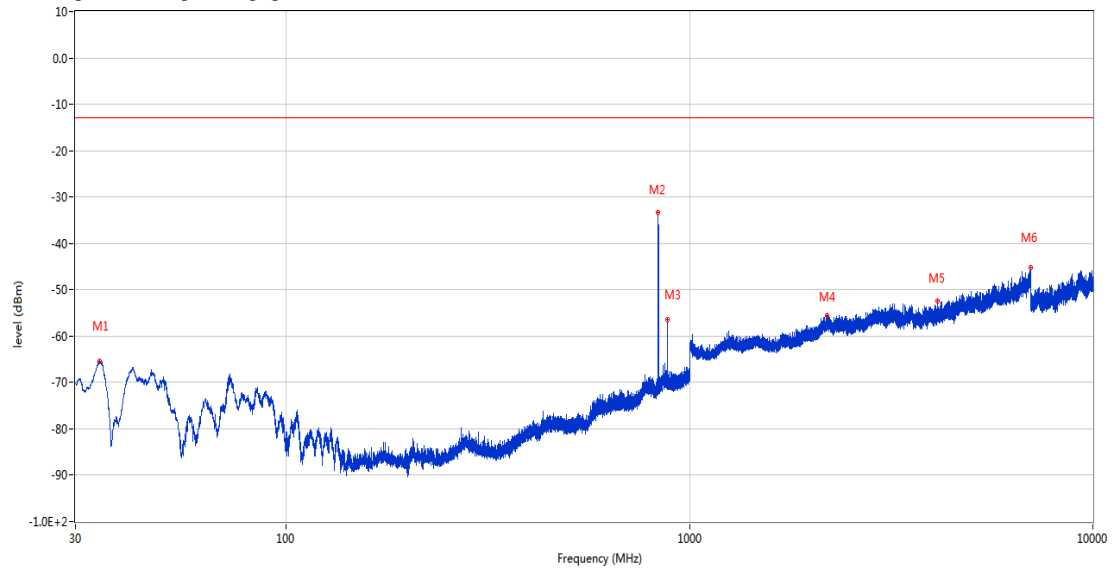
RSE Test case_FCC PART22&24&27_FCC PART 22_850_GSM 850&CDMA BC0&WCDMA B5<E B5&26



Frequency (MHz)	Result (dBm)	Factor (dB)	PK Limit (dBm)	Over Limit (dB)	Table (o)	ANT	EUT	Verdict
34.268	-64.83	-19.11	-13.0	-51.83	4.00	Vertical	Vertical	Pass
836.652	-30.72	0.93	-13.0	-17.72	272.00	Vertical	Vertical	N/A
881.612	-58.44	1.71	-13.0	-45.44	4.00	Vertical	Vertical	N/A
1743.300	-58.82	-6.40	-13.0	-45.82	51.00	Vertical	Vertical	Pass
3487.000	-51.78	1.77	-13.0	-38.78	9.00	Vertical	Vertical	Pass
9288.250	-46.20	11.49	-13.0	-33.20	58.00	Vertical	Vertical	Pass

RSE-V&H GSM 850 CH190

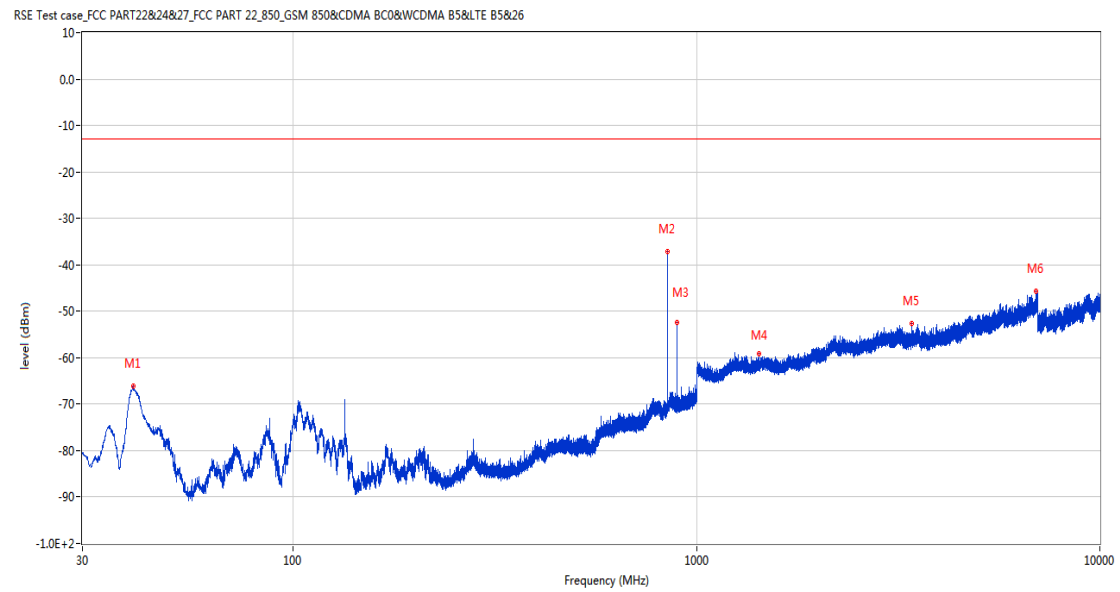
RSE Test case_FCC PART22&24&27_FCC PART 22_850_GSM 850&CDMA BC0&WCDMA B5<E B5&26



Frequency (MHz)	Result (dBm)	Factor (dB)	PK Limit (dBm)	Over Limit (dB)	Table (o)	ANT	EUT	Verdict
34.511	-65.49	-19.06	-13.0	-52.49	17.00	Vertical	Horizontal	Pass
836.604	-33.30	0.93	-13.0	-20.30	86.00	Vertical	Horizontal	N/A
881.612	-56.53	1.71	-13.0	-43.53	0.00	Vertical	Horizontal	N/A
2188.100	-55.65	-2.71	-13.0	-42.65	73.00	Vertical	Horizontal	Pass
4126.200	-52.52	1.93	-13.0	-39.52	78.00	Vertical	Horizontal	Pass
6998.000	-45.14	9.79	-13.0	-32.14	345.00	Vertical	Horizontal	Pass

1.3 GSM 850 High Channel

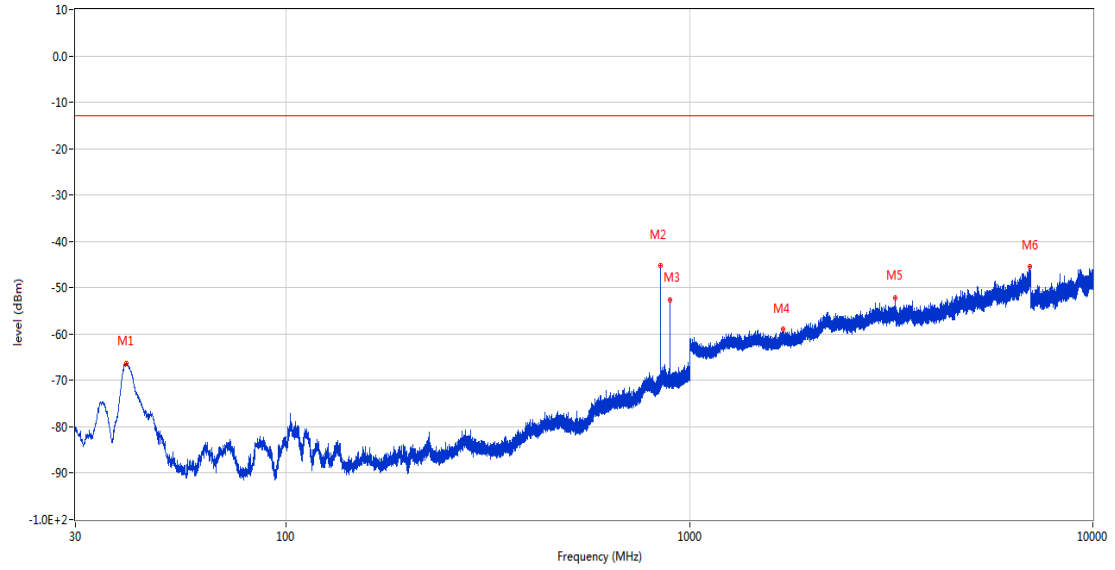
RSE-H&H GSM 850 CH251



Frequency (MHz)	Result (dBm)	Factor (dB)	PK Limit (dBm)	Over Limit (dB)	Table (o)	ANT	EUT	Verdict
40.136	-66.15	-18.78	-13.0	-53.15	87.00	Horizontal	Horizontal	Pass
848.874	-37.23	1.58	-13.0	-24.23	260.00	Horizontal	Horizontal	N/A
893.737	-52.47	1.66	-13.0	-39.47	189.00	Horizontal	Horizontal	N/A
1431.200	-59.20	-6.52	-13.0	-46.20	121.00	Horizontal	Horizontal	Pass
3423.600	-52.65	1.92	-13.0	-39.65	308.00	Horizontal	Horizontal	Pass
6958.600	-45.63	9.25	-13.0	-32.63	268.00	Horizontal	Horizontal	Pass

RSE-H&V GSM 850 CH251

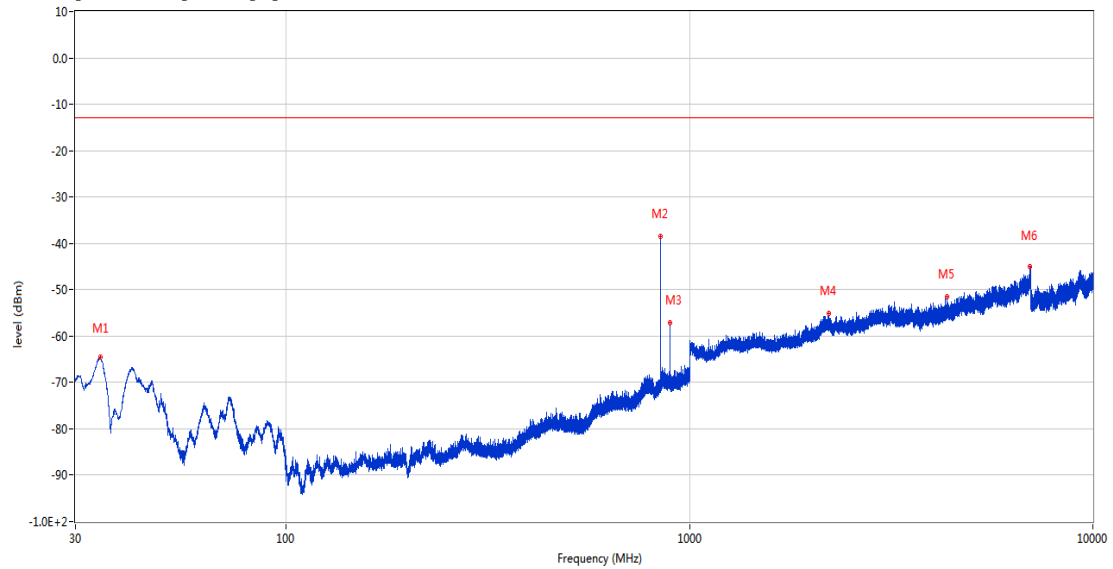
RSE Test case_FCC PART22&24&27_FCC PART 22_850_GSM 850&CDMA BC0&WCDMA B5<E B5&26



Frequency (MHz)	Result (dBm)	Factor (dB)	PK Limit (dBm)	Over Limit (dB)	Table (o)	ANT	EUT	Verdict
40.088	-66.36	-18.81	-13.0	-53.36	96.00	Horizontal	Vertical	Pass
848.825	-45.25	1.58	-13.0	-32.25	185.00	Horizontal	Vertical	N/A
893.785	-52.60	1.66	-13.0	-39.60	189.00	Horizontal	Vertical	N/A
1702.300	-58.94	-6.36	-13.0	-45.94	99.00	Horizontal	Vertical	Pass
3232.400	-52.16	2.17	-13.0	-39.16	227.00	Horizontal	Vertical	Pass
6990.000	-45.50	9.83	-13.0	-32.50	248.00	Horizontal	Vertical	Pass

RSE-V&V GSM 850 CH251

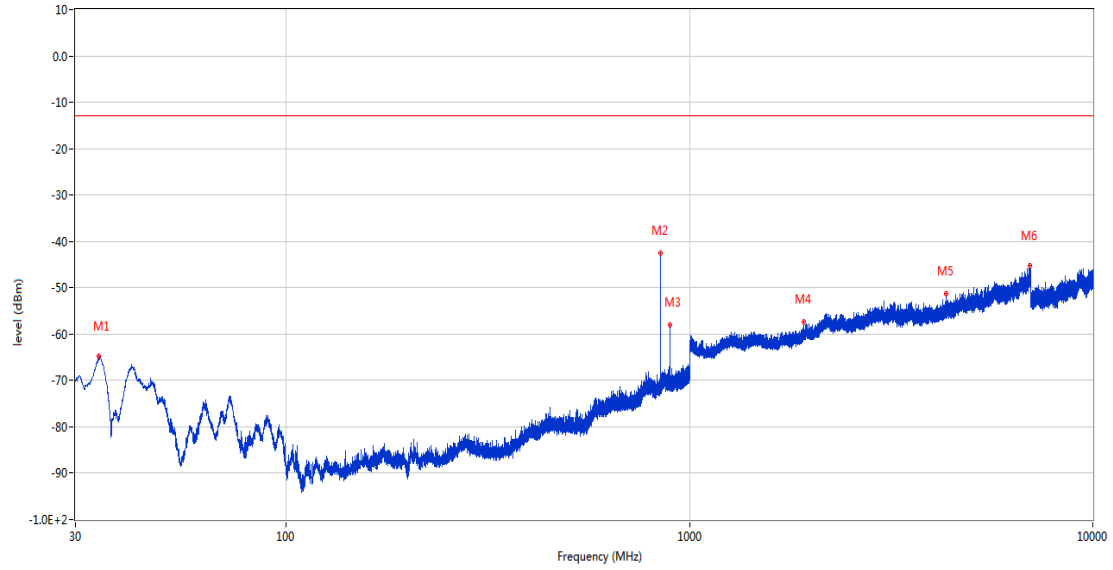
RSE Test case_FCC PART22&24&27_FCC PART 22_850_GSM 850&CDMA BC0&WCDMA B5<E B5&26



Frequency (MHz)	Result (dBm)	Factor (dB)	PK Limit (dBm)	Over Limit (dB)	Table (o)	ANT	EUT	Verdict
34.559	-64.48	-19.05	-13.0	-51.48	0.00	Vertical	Vertical	Pass
848.874	-38.49	1.58	-13.0	-25.49	266.00	Vertical	Vertical	N/A
893.785	-57.08	1.66	-13.0	-44.08	149.00	Vertical	Vertical	N/A
2211.900	-55.14	-2.31	-13.0	-42.14	242.00	Vertical	Vertical	Pass
4348.600	-51.55	3.37	-13.0	-38.55	204.00	Vertical	Vertical	Pass
6994.600	-45.11	9.77	-13.0	-32.11	68.00	Vertical	Vertical	Pass

RSE-V&H GSM 850 CH251

RSE Test case_FCC PART22&24&27_FCC PART 22_850_GSM 850&CDMA BC0&WCDMA B5<E B5&26

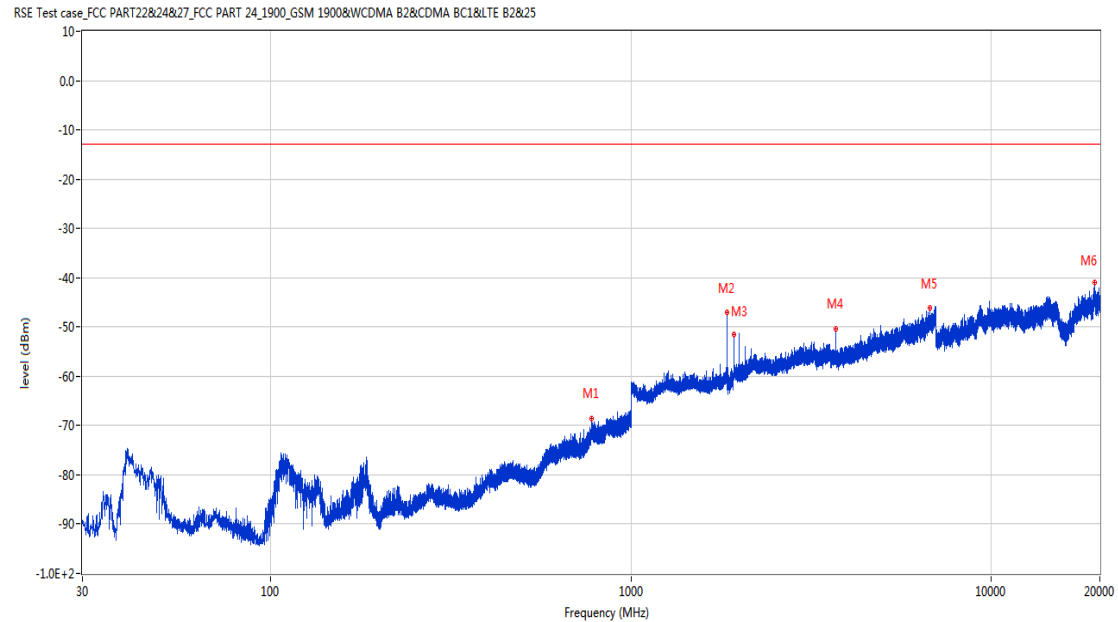


Frequency (MHz)	Result (dBm)	Factor (dB)	PK Limit (dBm)	Over Limit (dB)	Table (o)	ANT	EUT	Verdict
34.316	-64.79	-19.10	-13.0	-51.79	0.00	Vertical	Horizontal	Pass
848.874	-42.51	1.58	-13.0	-29.51	98.00	Vertical	Horizontal	N/A
893.785	-57.97	1.66	-13.0	-44.97	0.00	Vertical	Horizontal	N/A
1917.800	-57.42	-5.51	-13.0	-44.42	3.00	Vertical	Horizontal	Pass
4327.000	-51.25	3.40	-13.0	-38.25	118.00	Vertical	Horizontal	Pass
6982.800	-45.22	9.94	-13.0	-32.22	166.00	Vertical	Horizontal	Pass

2 GSM 1900

2.1 GSM 1900 Low Channel

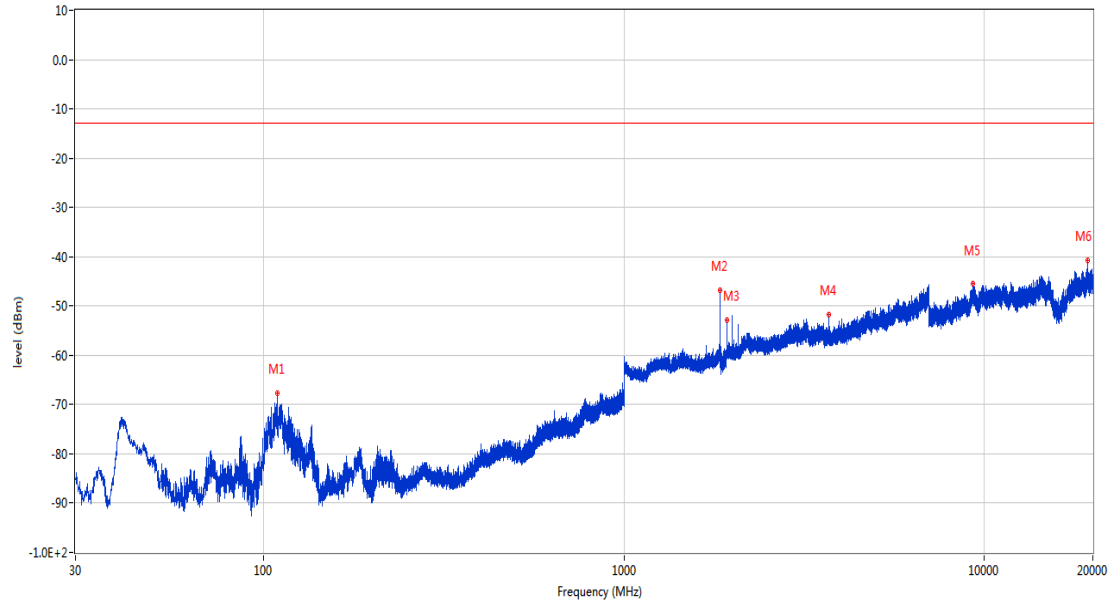
RSE-H&H GSM 1900 CH512



Frequency (MHz)	Result (dBm)	Factor (dB)	PK Limit (dBm)	Over Limit (dB)	Table (o)	ANT	EUT	Verdict
776.124	-68.51	0.68	-13.0	-55.51	317.00	Horizontal	Horizontal	Pass
1850.600	-47.09	-6.13	-13.0	-34.09	322.00	Horizontal	Horizontal	N/A
1930.500	-51.60	-4.67	-13.0	-38.60	132.00	Horizontal	Horizontal	N/A
3700.600	-50.43	2.13	-13.0	-37.43	275.00	Horizontal	Horizontal	Pass
6756.600	-46.06	7.59	-13.0	-33.06	299.00	Horizontal	Horizontal	Pass
19297.114	-41.03	18.65	-13.0	-28.03	309.00	Horizontal	Horizontal	Pass

RSE-H&V GSM 1900 CH512

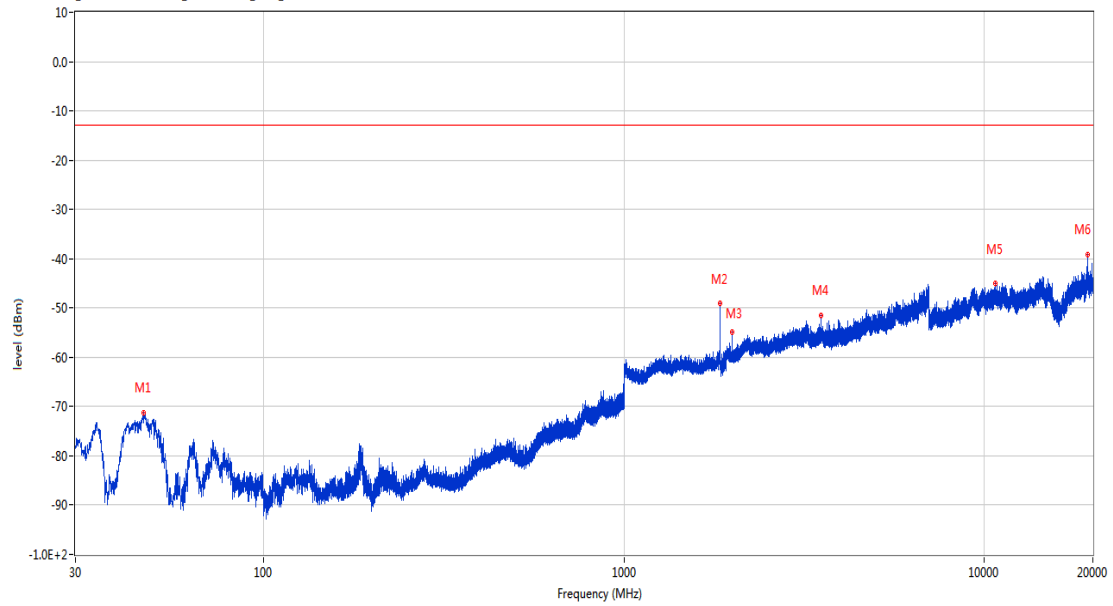
RSE Test case_FCC PART22&24&27_FCC PART 24_1900_GSM 1900&WCDMA B2&CDMA BC1<E B2&25



Frequency (MHz)	Result (dBm)	Factor (dB)	PK Limit (dBm)	Over Limit (dB)	Table (o)	ANT	EUT	Verdict
109.007	-67.77	-22.73	-13.0	-54.77	18.00	Horizontal	Vertical	Pass
1850.600	-46.85	-6.13	-13.0	-33.85	358.00	Horizontal	Vertical	N/A
1930.600	-52.75	-4.66	-13.0	-39.75	124.00	Horizontal	Vertical	N/A
3701.200	-51.63	2.14	-13.0	-38.63	302.00	Horizontal	Vertical	Pass
9271.537	-45.49	11.23	-13.0	-32.49	29.00	Horizontal	Vertical	Pass
19341.339	-40.83	18.74	-13.0	-27.83	73.00	Horizontal	Vertical	Pass

RSE-V&V GSM 1900 CH512

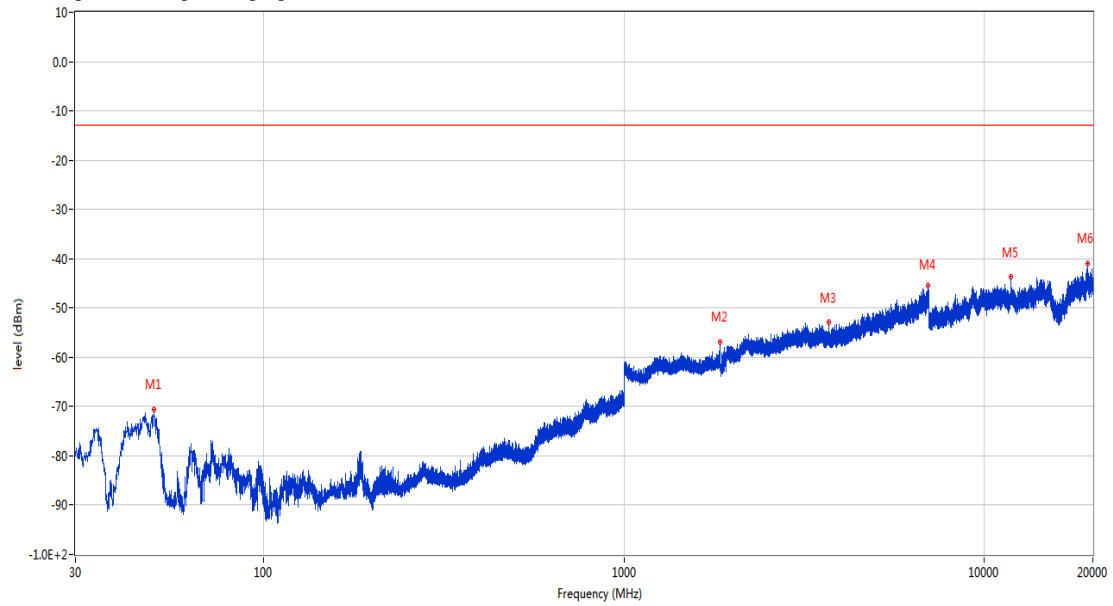
RSE Test case_FCC PART22&24&27_FCC PART 24_1900_GSM 1900&WCDMA B2&CDMA BC1<E B2&25



Frequency (MHz)	Result (dBm)	Factor (dB)	PK Limit (dBm)	Over Limit (dB)	Table (o)	ANT	EUT	Verdict
46.441	-71.29	-17.85	-13.0	-58.29	143.00	Vertical	Vertical	Pass
1850.500	-49.04	-6.13	-13.0	-36.04	54.00	Vertical	Vertical	N/A
1997.200	-54.88	-5.05	-13.0	-41.88	242.00	Vertical	Vertical	Pass
3522.400	-51.46	2.54	-13.0	-38.46	338.00	Vertical	Vertical	Pass
10726.287	-45.07	11.31	-13.0	-32.07	43.00	Vertical	Vertical	Pass
19303.637	-39.25	18.79	-13.0	-26.25	192.00	Vertical	Vertical	Pass

RSE-V&H GSM 1900 CH512

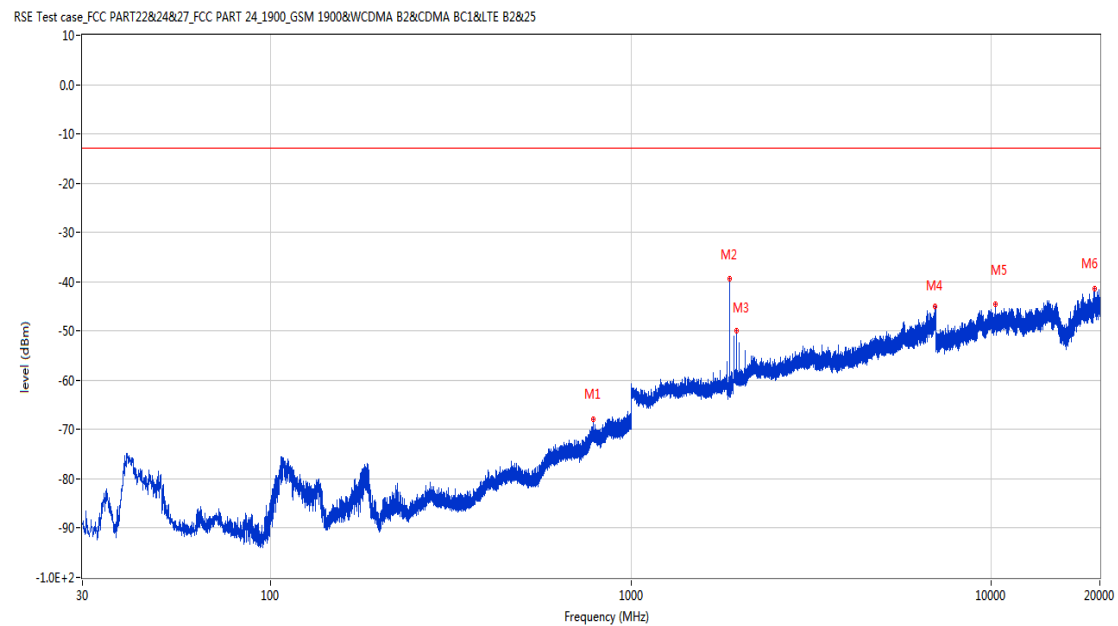
RSE Test case_FCC PART22&24&27_FCC PART 24_1900_GSM 1900&WCDMA B2&CDMA BC1<E B2&25



Frequency (MHz)	Result (dBm)	Factor (dB)	PK Limit (dBm)	Over Limit (dB)	Table (o)	ANT	EUT	Verdict
49.594	-70.66	-15.91	-13.0	-57.66	236.00	Vertical	Horizontal	Pass
1850.400	-56.93	-6.13	-13.0	-43.93	74.00	Vertical	Horizontal	N/A
3700.400	-52.90	2.12	-13.0	-39.90	260.00	Vertical	Horizontal	Pass
6980.000	-45.37	9.95	-13.0	-32.37	96.00	Vertical	Horizontal	Pass
11849.263	-43.63	12.58	-13.0	-30.63	169.00	Vertical	Horizontal	Pass
19296.387	-40.90	18.62	-13.0	-27.90	334.00	Vertical	Horizontal	Pass

2.2 GSM 1900 Middle Channel

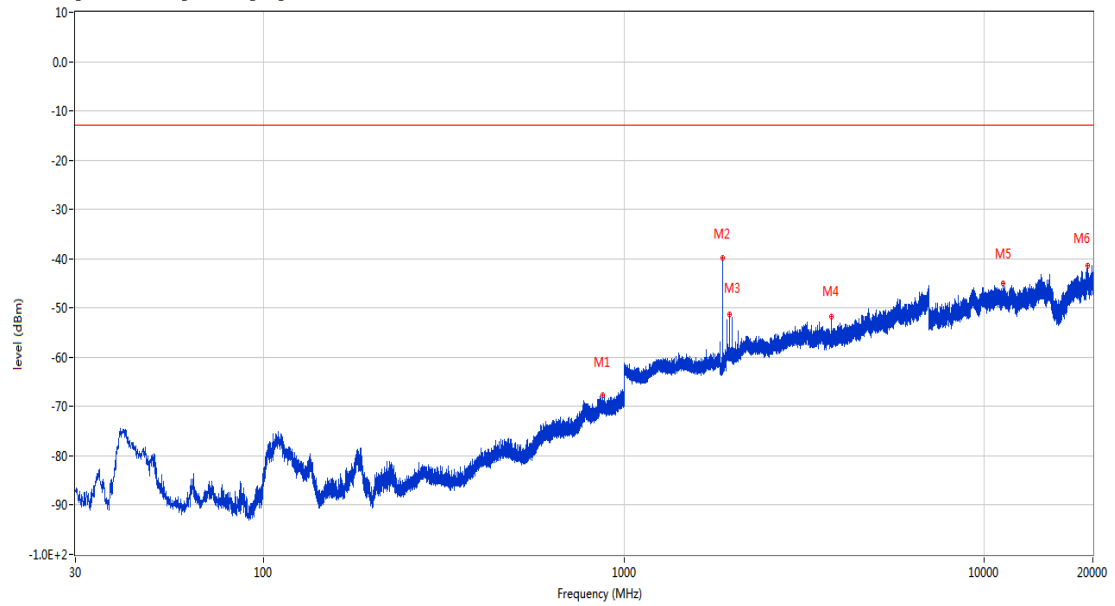
RSE-H&H GSM 1900 CH661



Frequency (MHz)	Result (dBm)	Factor (dB)	PK Limit (dBm)	Over Limit (dB)	Table (o)	ANT	EUT	Verdict
783.545	-67.88	0.82	-13.0	-54.88	140.00	Horizontal	Horizontal	Pass
1880.400	-39.44	-5.79	-13.0	-26.44	211.00	Horizontal	Horizontal	N/A
1960.300	-50.05	-5.29	-13.0	-37.05	118.00	Horizontal	Horizontal	N/A
6993.200	-45.05	9.75	-13.0	-32.05	197.00	Horizontal	Horizontal	Pass
10246.162	-44.62	12.05	-13.0	-31.62	2.00	Horizontal	Horizontal	Pass
19313.062	-41.35	18.86	-13.0	-28.35	37.00	Horizontal	Horizontal	Pass

RSE-H&V GSM 1900 CH661

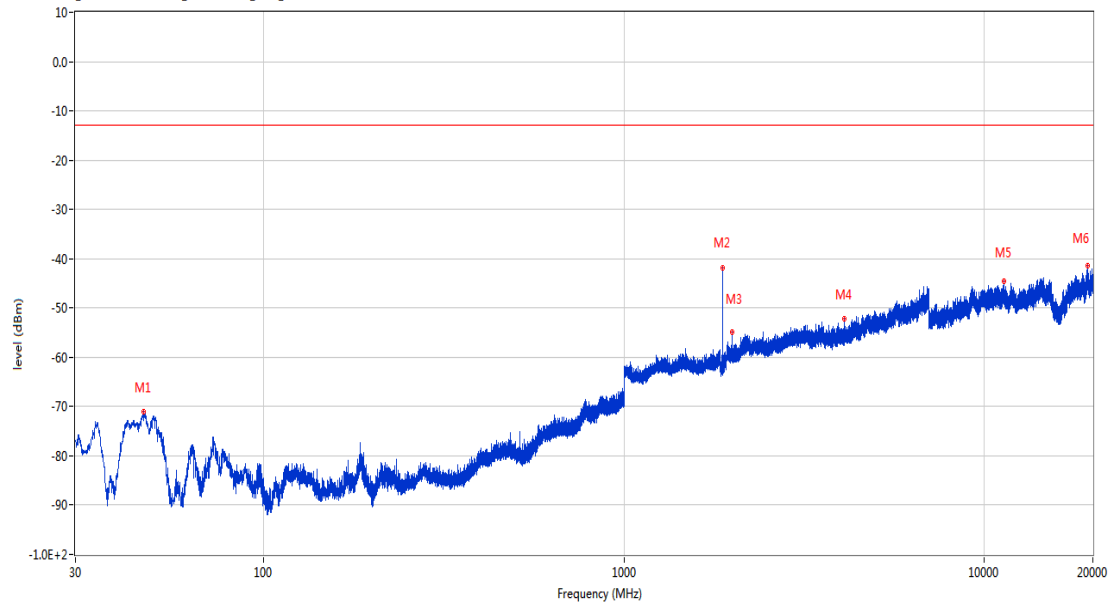
RSE Test case_FCC PART22&24&27_FCC PART 24_1900_GSM 1900&WCDMA B2&CDMA BC1<E B2&25



Frequency (MHz)	Result (dBm)	Factor (dB)	PK Limit (dBm)	Over Limit (dB)	Table (o)	ANT	EUT	Verdict
873.221	-67.61	1.72	-13.0	-54.61	51.00	Horizontal	Vertical	Pass
1880.400	-39.94	-5.79	-13.0	-26.94	360.00	Horizontal	Vertical	N/A
1960.300	-51.18	-5.29	-13.0	-38.18	130.00	Horizontal	Vertical	N/A
3760.200	-51.66	0.81	-13.0	-38.66	326.00	Horizontal	Vertical	Pass
11300.712	-44.98	12.32	-13.0	-31.98	56.00	Horizontal	Vertical	Pass
19314.149	-41.51	18.87	-13.0	-28.51	240.00	Horizontal	Vertical	Pass

RSE-V&V GSM 1900 CH661

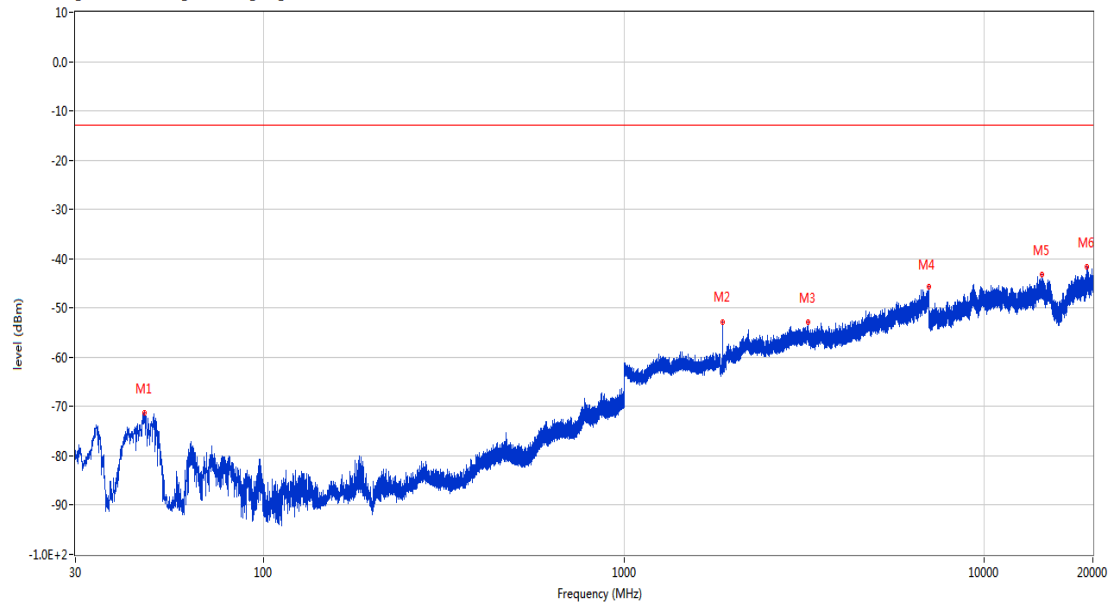
RSE Test case_FCC PART22&24&27_FCC PART 24_1900_GSM 1900&WCDMA B2&CDMA BC1<E B2&25



Frequency (MHz)	Result (dBm)	Factor (dB)	PK Limit (dBm)	Over Limit (dB)	Table (o)	ANT	EUT	Verdict
46.296	-71.00	-17.95	-13.0	-58.00	130.00	Vertical	Vertical	Pass
1880.300	-41.94	-5.79	-13.0	-28.94	46.00	Vertical	Vertical	N/A
1997.200	-54.79	-5.05	-13.0	-41.79	84.00	Vertical	Vertical	Pass
4080.800	-52.09	1.77	-13.0	-39.09	33.00	Vertical	Vertical	Pass
11328.888	-44.49	12.38	-13.0	-31.49	340.00	Vertical	Vertical	Pass
19354.751	-41.43	18.26	-13.0	-28.43	76.00	Vertical	Vertical	Pass

RSE-V&H GSM 1900 CH661

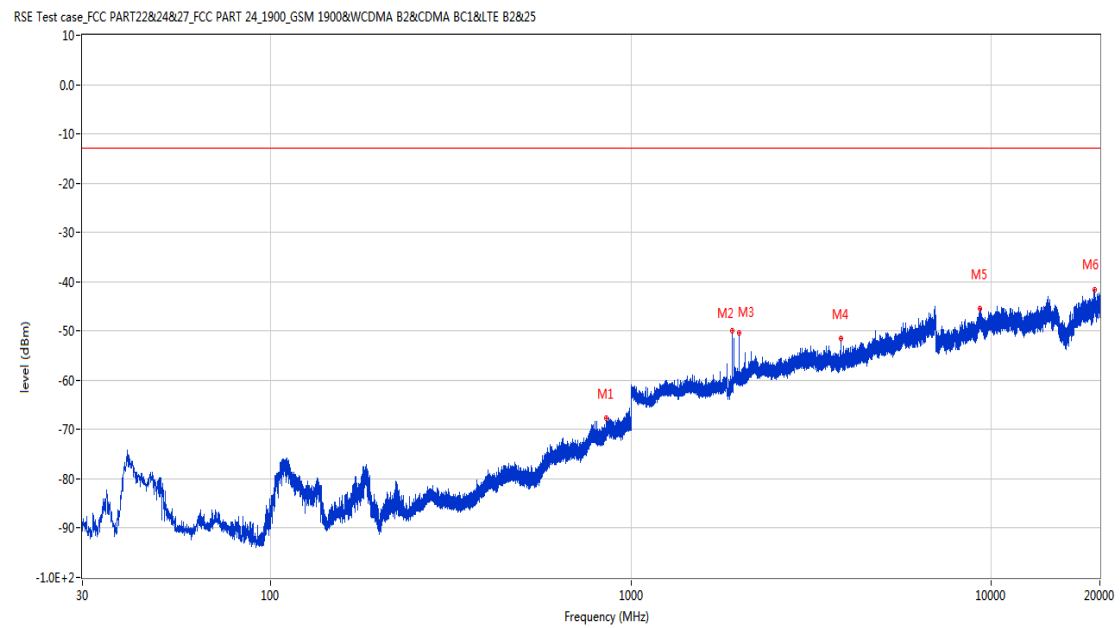
RSE Test case_FCC PART2&24&27_FCC PART 24_1900_GSM 1900&WCDMA B2&CDMA BC1<E B2&25



Frequency (MHz)	Result (dBm)	Factor (dB)	PK Limit (dBm)	Over Limit (dB)	Table (o)	ANT	EUT	Verdict
46.538	-71.26	-17.78	-13.0	-58.26	183.00	Vertical	Horizontal	Pass
1880.400	-52.78	-5.79	-13.0	-39.78	83.00	Vertical	Horizontal	N/A
3237.800	-52.87	1.65	-13.0	-39.87	242.00	Vertical	Horizontal	Pass
6999.800	-45.73	9.75	-13.0	-32.73	219.00	Vertical	Horizontal	Pass
14424.388	-43.10	12.49	-13.0	-30.10	101.00	Vertical	Horizontal	Pass
19265.575	-41.68	17.26	-13.0	-28.68	264.00	Vertical	Horizontal	Pass

2.3 GSM 1900 High Channel

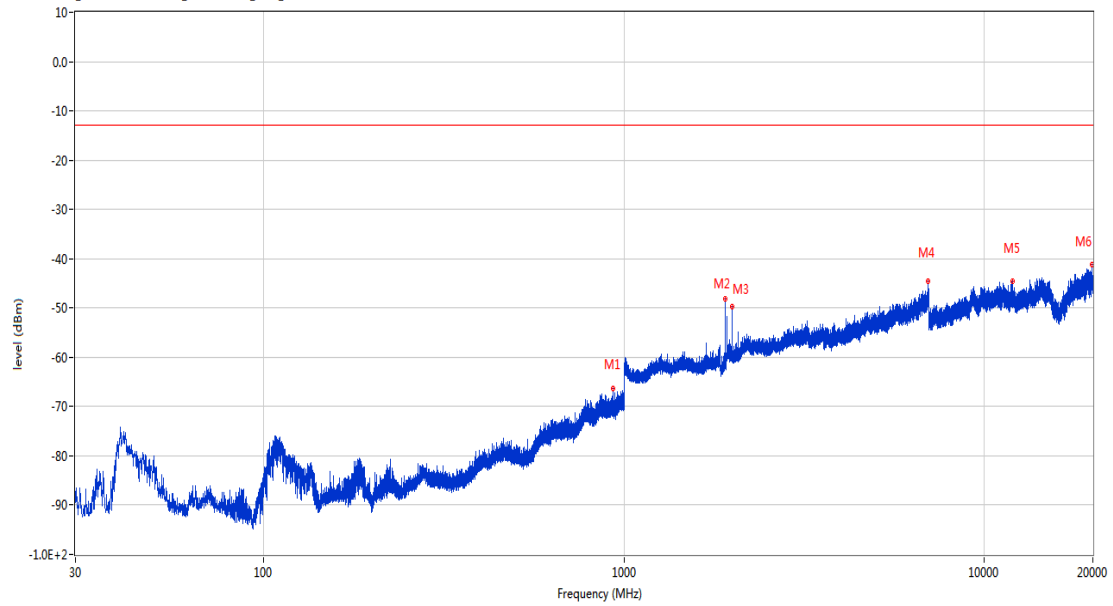
RSE-H&H GSM 1900 CH810



Frequency (MHz)	Result (dBm)	Factor (dB)	PK Limit (dBm)	Over Limit (dB)	Table (o)	ANT	EUT	Verdict
854.209	-67.74	1.12	-13.0	-54.74	23.00	Horizontal	Horizontal	Pass
1910.100	-50.05	-5.27	-13.0	-37.05	273.00	Horizontal	Horizontal	Pass
1990.200	-50.44	-4.99	-13.0	-37.44	126.00	Horizontal	Horizontal	Pass
3820.000	-51.60	2.43	-13.0	-38.60	290.00	Horizontal	Horizontal	Pass
9303.451	-45.52	11.76	-13.0	-32.52	207.00	Horizontal	Horizontal	Pass
19325.749	-41.57	18.88	-13.0	-28.57	8.00	Horizontal	Horizontal	Pass

RSE-H&V GSM 1900 CH810

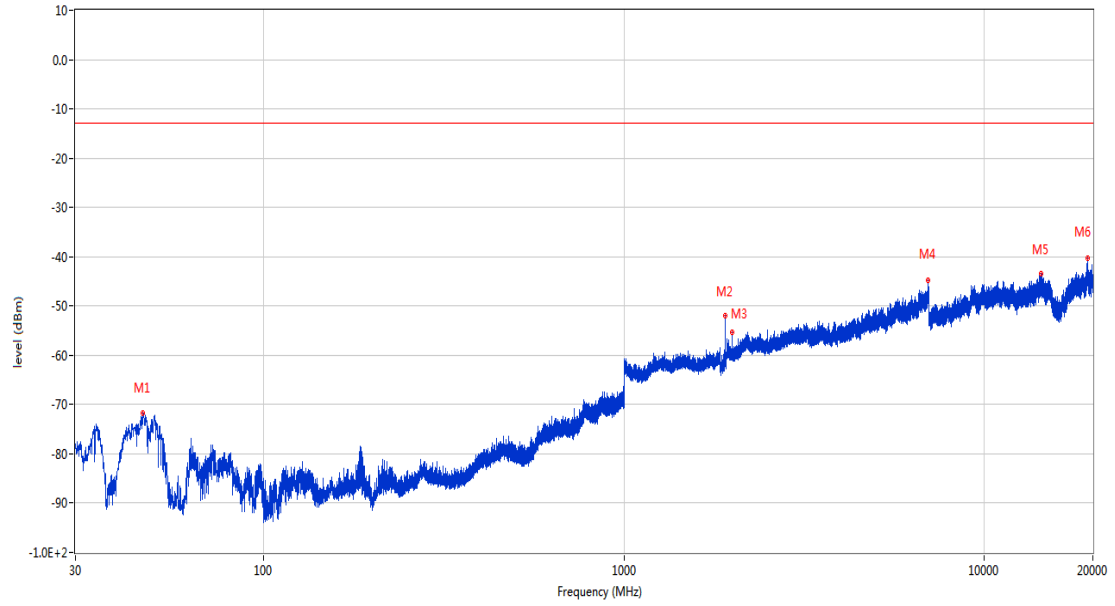
RSE Test case FCC PART22&24&27_FCC PART 24_1900_GSM 1900&WCDMA B2&CDMA BC1<E B2&25



Frequency (MHz)	Result (dBm)	Factor (dB)	PK Limit (dBm)	Over Limit (dB)	Table (o)	ANT	EUT	Verdict
934.137	-66.34	1.60	-13.0	-53.34	0.00	Horizontal	Vertical	Pass
1910.300	-48.25	-5.26	-13.0	-35.25	326.00	Horizontal	Vertical	N/A
1990.100	-49.81	-4.98	-13.0	-36.81	110.00	Horizontal	Vertical	N/A
6986.200	-44.44	9.78	-13.0	-31.44	176.00	Horizontal	Vertical	Pass
11986.113	-44.51	11.81	-13.0	-31.51	195.00	Horizontal	Vertical	Pass
19879.651	-41.23	19.04	-13.0	-28.23	199.00	Horizontal	Vertical	Pass

RSE-V&V GSM 1900 CH810

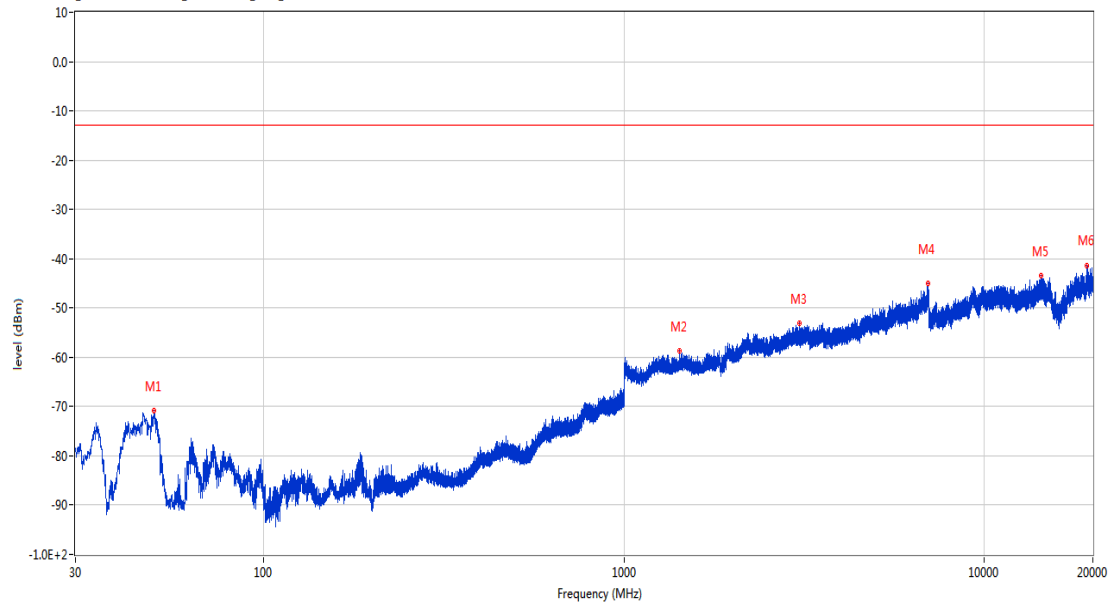
RSE Test case_FCC PART22&24&27_FCC PART 24_1900_GSM 1900&WCDMA B2&CDMA BC1<E B2&25



Frequency (MHz)	Result (dBm)	Factor (dB)	PK Limit (dBm)	Over Limit (dB)	Table (o)	ANT	EUT	Verdict
46.005	-71.81	-18.16	-13.0	-58.81	87.00	Vertical	Vertical	Pass
1910.200	-52.02	-5.26	-13.0	-39.02	264.00	Vertical	Vertical	N/A
1997.300	-55.21	-5.04	-13.0	-42.21	231.00	Vertical	Vertical	Pass
6987.800	-44.82	9.82	-13.0	-31.82	270.00	Vertical	Vertical	Pass
14367.838	-43.34	12.06	-13.0	-30.34	258.00	Vertical	Vertical	Pass
19310.524	-40.22	18.85	-13.0	-27.22	192.00	Vertical	Vertical	Pass

RSE-V&H GSM 1900 CH810

RSE Test case_FCC PART22&24&27_FCC PART 24_1900_GSM 1900&WCDMA B2&CDMA BC1<E B2&25



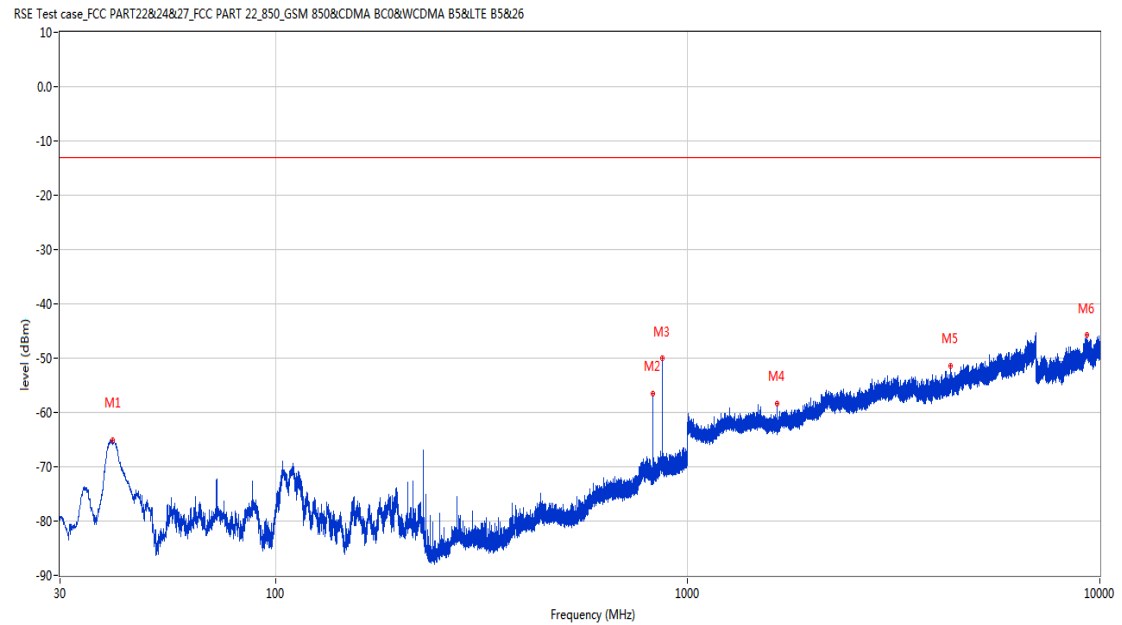
Frequency (MHz)	Result (dBm)	Factor (dB)	PK Limit (dBm)	Over Limit (dB)	Table (o)	ANT	EUT	Verdict
49.691	-70.83	-15.88	-13.0	-57.83	245.00	Vertical	Horizontal	Pass
1421.600	-58.69	-6.59	-13.0	-45.69	59.00	Vertical	Horizontal	Pass
3070.000	-53.12	1.43	-13.0	-40.12	293.00	Vertical	Horizontal	Pass
6993.200	-45.04	9.75	-13.0	-32.04	114.00	Vertical	Horizontal	Pass
14342.825	-43.45	11.88	-13.0	-30.45	226.00	Vertical	Horizontal	Pass
19292.400	-41.35	18.45	-13.0	-28.35	215.00	Vertical	Horizontal	Pass

EGPRS

3 EGPRS 850

3.1 EGPRS 850 Low Channel

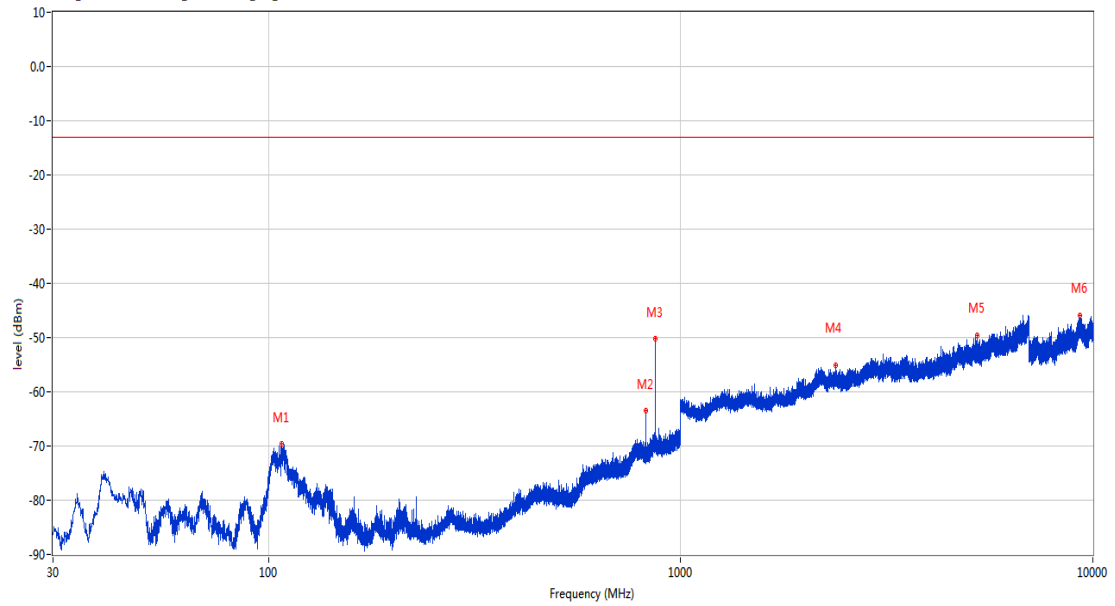
RSE-H&H EGPRS 850 CH128



Frequency (MHz)	Result (dBm)	Factor (dB)	PK Limit (dBm)	Over Limit (dB)	Table (o)	ANT	EUT	Verdict
40.233	-65.20	-18.70	-13.0	-52.20	134.00	Horizontal	Horizontal	Pass
824.188	-56.54	0.61	-13.0	-43.54	145.00	Horizontal	Horizontal	N/A
869.196	-50.00	1.76	-13.0	-37.00	194.00	Horizontal	Horizontal	N/A
1648.200	-58.36	-7.34	-13.0	-45.36	68.00	Horizontal	Horizontal	Pass
4350.400	-51.48	3.65	-13.0	-38.48	187.00	Horizontal	Horizontal	Pass
9310.300	-45.62	11.73	-13.0	-32.62	243.00	Horizontal	Horizontal	Pass

RSE-H&V EGPRS 850 CH128

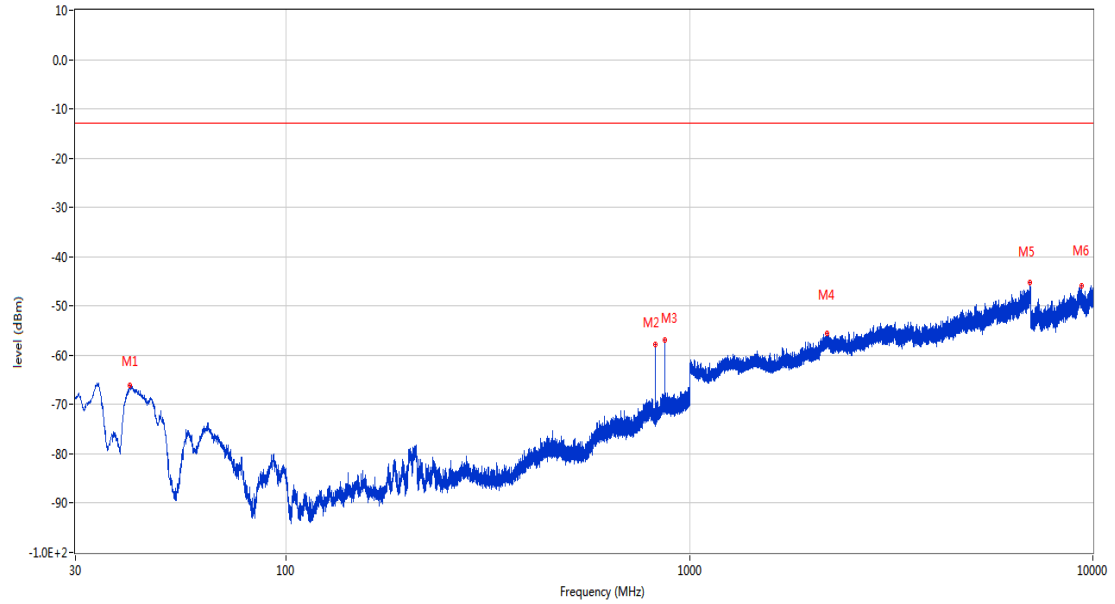
RSE Test case_FCC PART22&24&27_FCC PART 22_850_GSM 850&CDMA BC0&WCDMA B5<E B5&26



Frequency (MHz)	Result (dBm)	Factor (dB)	PK Limit (dBm)	Over Limit (dB)	Table (o)	ANT	EUT	Verdict
107.842	-69.66	-22.61	-13.0	-56.66	11.00	Horizontal	Vertical	Pass
824.236	-63.50	0.61	-13.0	-50.50	218.00	Horizontal	Vertical	N/A
869.147	-50.15	1.76	-13.0	-37.15	192.00	Horizontal	Vertical	N/A
2379.800	-55.07	-2.24	-13.0	-42.07	3.00	Horizontal	Vertical	Pass
5238.400	-49.52	4.21	-13.0	-36.52	360.00	Horizontal	Vertical	Pass
9290.951	-45.95	11.56	-13.0	-32.95	68.00	Horizontal	Vertical	Pass

RSE-V&V EGPRS 850 CH128

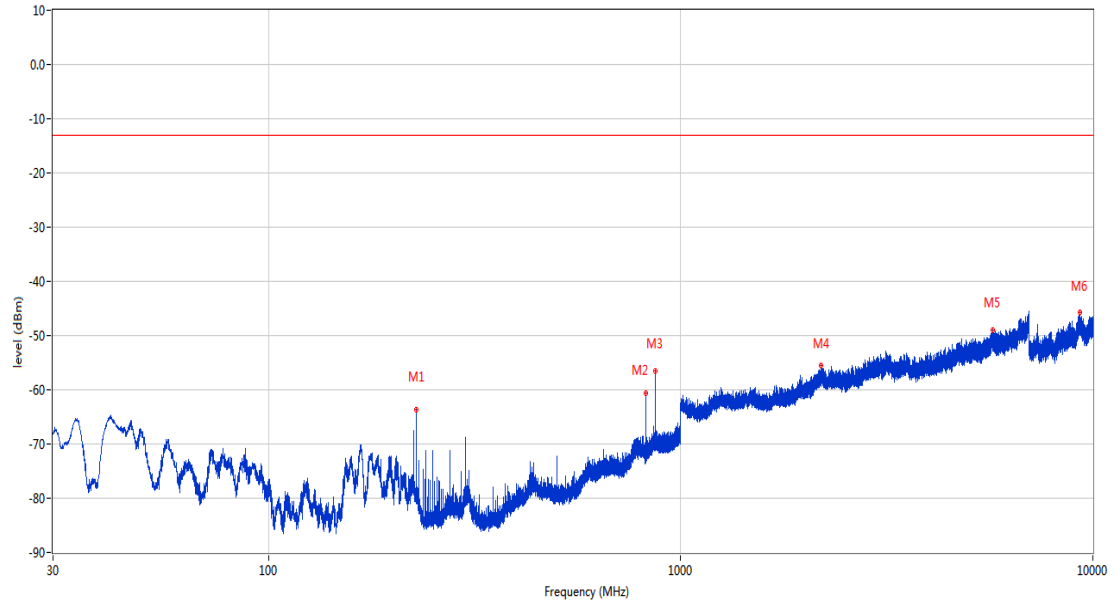
RSE Test case_FCC PART22&24&27_FCC PART 22_850_GSM 850&CDMA BC0&WCDMA B5<E B5&26



Frequency (MHz)	Result (dBm)	Factor (dB)	PK Limit (dBm)	Over Limit (dB)	Table (o)	ANT	EUT	Verdict
41.010	-66.20	-18.19	-13.0	-53.20	135.00	Vertical	Vertical	Pass
824.139	-57.83	0.61	-13.0	-44.83	219.00	Vertical	Vertical	N/A
869.147	-56.95	1.76	-13.0	-43.95	143.00	Vertical	Vertical	N/A
2197.200	-55.64	-2.50	-13.0	-42.64	68.00	Vertical	Vertical	Pass
6982.400	-45.13	9.95	-13.0	-32.13	23.00	Vertical	Vertical	Pass
9397.300	-45.86	11.48	-13.0	-32.86	40.00	Vertical	Vertical	Pass

RSE-V&H EGPRS 850 CH128

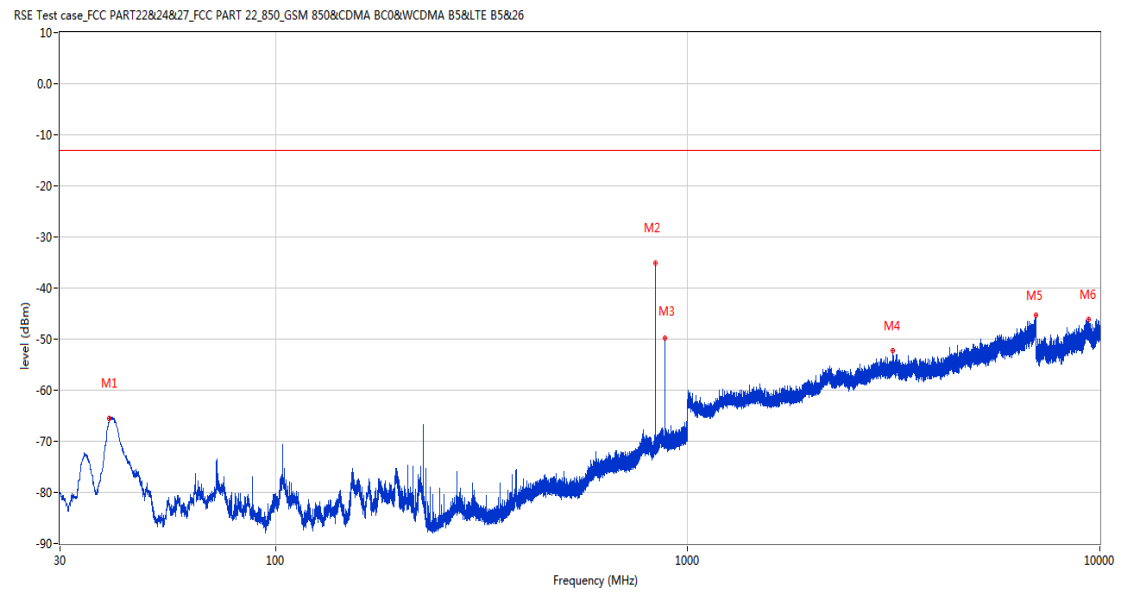
RSE Test case_FCC PART22&24&27_FCC PART 22_850_GSM 850&CDMA BC0&WCDMA B5<E B5&26



Frequency (MHz)	Result (dBm)	Factor (dB)	PK Limit (dBm)	Over Limit (dB)	Table (o)	ANT	EUT	Verdict
228.122	-63.65	-14.86	-13.0	-50.65	148.00	Vertical	Horizontal	Pass
824.139	-60.69	0.61	-13.0	-47.69	40.00	Vertical	Horizontal	N/A
869.147	-56.47	1.76	-13.0	-43.47	148.00	Vertical	Horizontal	N/A
2187.900	-55.47	-2.71	-13.0	-42.47	37.00	Vertical	Horizontal	Pass
5722.200	-48.95	5.60	-13.0	-35.95	242.00	Vertical	Horizontal	Pass
9318.700	-45.75	11.69	-13.0	-32.75	232.00	Vertical	Horizontal	Pass

3.2 EGPRS 850 Middle Channel

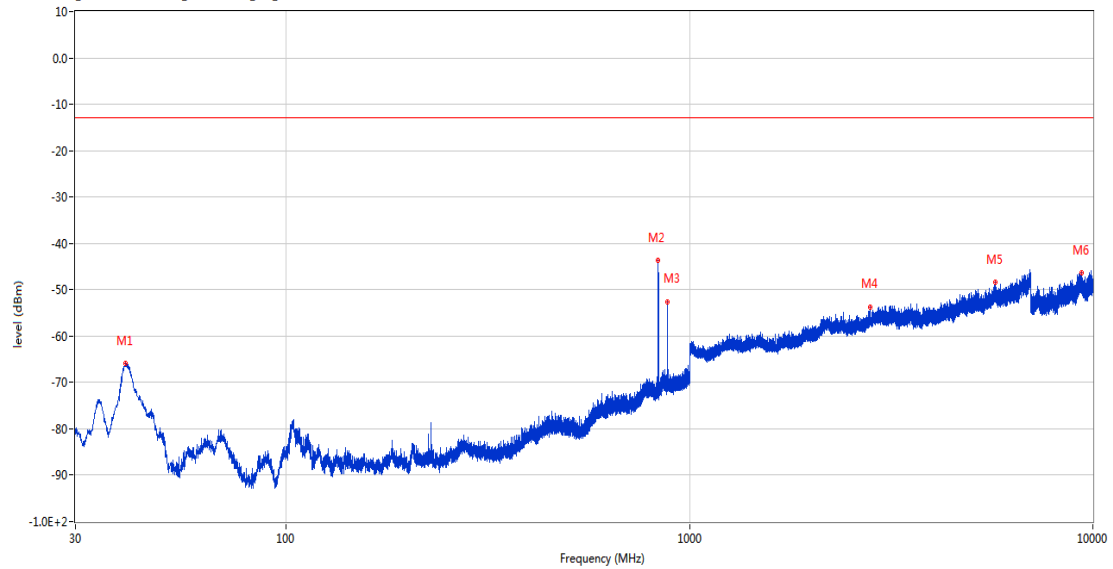
RSE-H&H EGPRS 850 CH190



Frequency (MHz)	Result (dBm)	Factor (dB)	PK Limit (dBm)	Over Limit (dB)	Table (o)	ANT	EUT	Verdict
39.554	-65.50	-19.05	-13.0	-52.50	111.00	Horizontal	Horizontal	Pass
836.652	-35.20	0.93	-13.0	-22.20	133.00	Horizontal	Horizontal	N/A
881.563	-49.70	1.71	-13.0	-36.70	190.00	Horizontal	Horizontal	N/A
3139.600	-52.35	0.55	-13.0	-39.35	129.00	Horizontal	Horizontal	Pass
6984.800	-45.31	9.83	-13.0	-32.31	164.00	Horizontal	Horizontal	Pass
9372.550	-46.17	11.24	-13.0	-33.17	64.00	Horizontal	Horizontal	Pass

RSE-H&V EGPRS 850 CH190

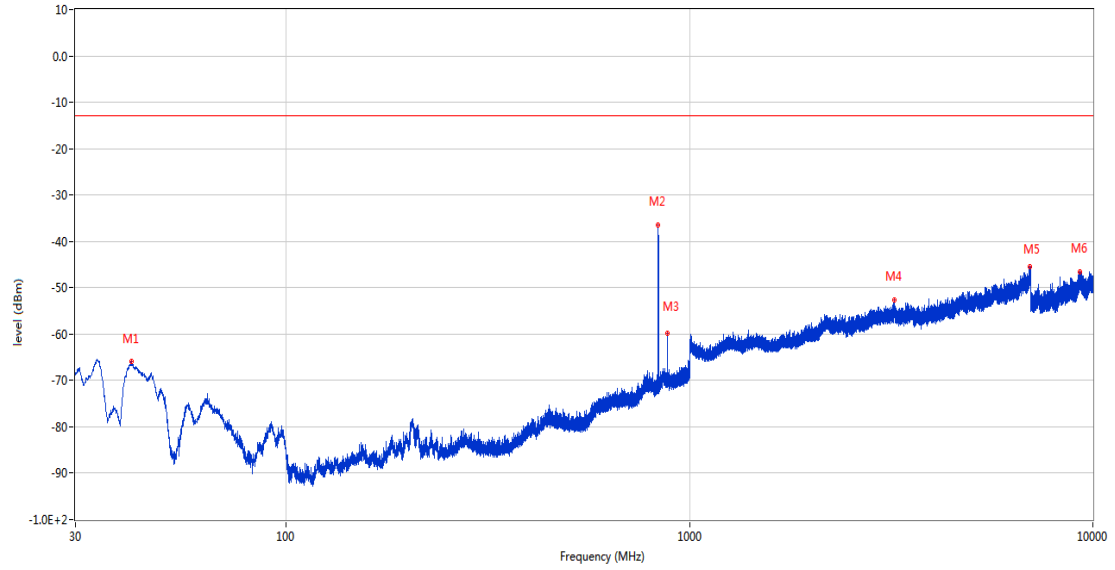
RSE Test case_FCC PART22&24&27_FCC PART 22_850_GSM 850&CDMA BC0&WCDMA B5<E B5&26



Frequency (MHz)	Result (dBm)	Factor (dB)	PK Limit (dBm)	Over Limit (dB)	Table (o)	ANT	EUT	Verdict
39.991	-65.98	-18.88	-13.0	-52.98	113.00	Horizontal	Vertical	Pass
836.652	-43.64	0.93	-13.0	-30.64	198.00	Horizontal	Vertical	N/A
881.563	-52.65	1.71	-13.0	-39.65	177.00	Horizontal	Vertical	N/A
2805.800	-53.80	0.43	-13.0	-40.80	146.00	Horizontal	Vertical	Pass
5732.000	-48.47	5.46	-13.0	-35.47	358.00	Horizontal	Vertical	Pass
9380.650	-46.27	11.37	-13.0	-33.27	0.00	Horizontal	Vertical	Pass

RSE-V&V EGPRS 850 CH190

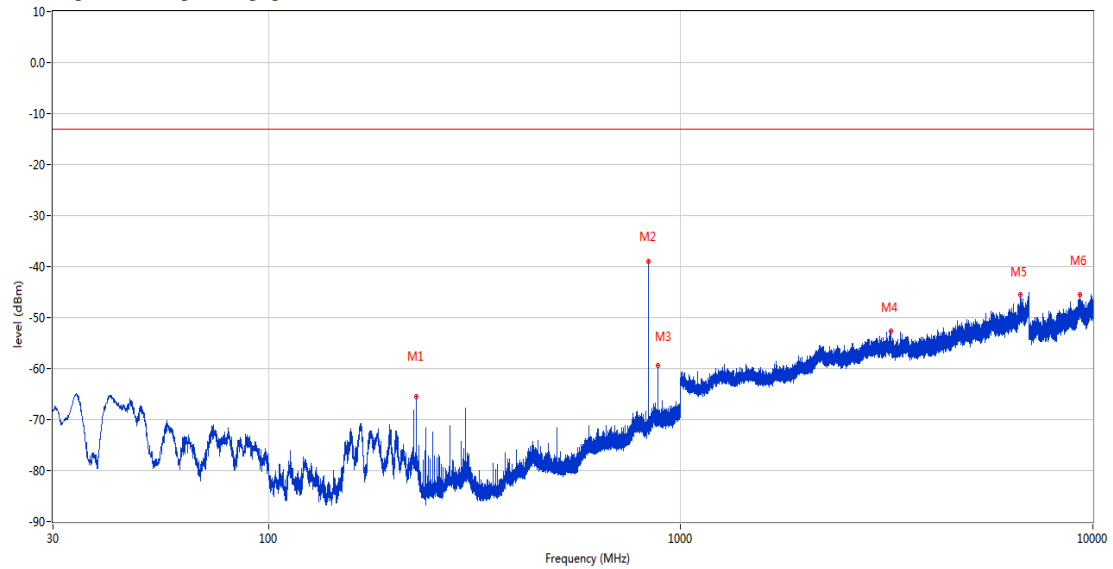
RSE Test case_FCC PART22&24&27_FCC PART 22_850_GSM 850&CDMA BC0&WCDMA B5<E B5&26



Frequency (MHz)	Result (dBm)	Factor (dB)	PK Limit (dBm)	Over Limit (dB)	Table (o)	ANT	EUT	Verdict
41.349	-65.87	-18.13	-13.0	-52.87	138.00	Vertical	Vertical	Pass
836.652	-36.53	0.93	-13.0	-23.53	230.00	Vertical	Vertical	N/A
881.660	-59.90	1.71	-13.0	-46.90	147.00	Vertical	Vertical	N/A
3220.800	-52.74	2.59	-13.0	-39.74	315.00	Vertical	Vertical	Pass
6996.000	-45.44	9.79	-13.0	-32.44	178.00	Vertical	Vertical	Pass
9272.200	-46.52	11.23	-13.0	-33.52	74.00	Vertical	Vertical	Pass

RSE-V&H EGPRS 850 CH190

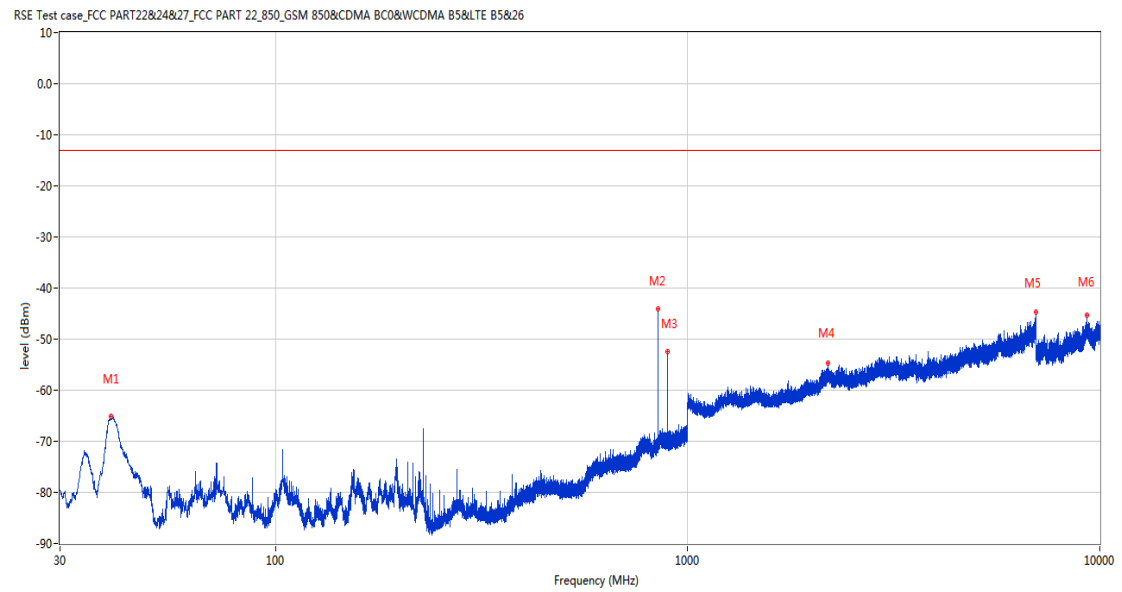
RSE Test case_FCC PART22&24&27_FCC PART 22_850_GSM 850&CDMA BC0&WCDMA B5<E B5&26



Frequency (MHz)	Result (dBm)	Factor (dB)	PK Limit (dBm)	Over Limit (dB)	Table (o)	ANT	EUT	Verdict
228.122	-65.61	-14.86	-13.0	-52.61	141.00	Vertical	Horizontal	Pass
836.604	-39.08	0.93	-13.0	-26.08	84.00	Vertical	Horizontal	N/A
881.612	-59.32	1.71	-13.0	-46.32	146.00	Vertical	Horizontal	N/A
3231.200	-52.69	2.34	-13.0	-39.69	2.00	Vertical	Horizontal	Pass
6676.000	-45.59	7.84	-13.0	-32.59	49.00	Vertical	Horizontal	Pass
9308.049	-45.58	11.74	-13.0	-32.58	318.00	Vertical	Horizontal	Pass

3.3 EGPRS 850 High Channel

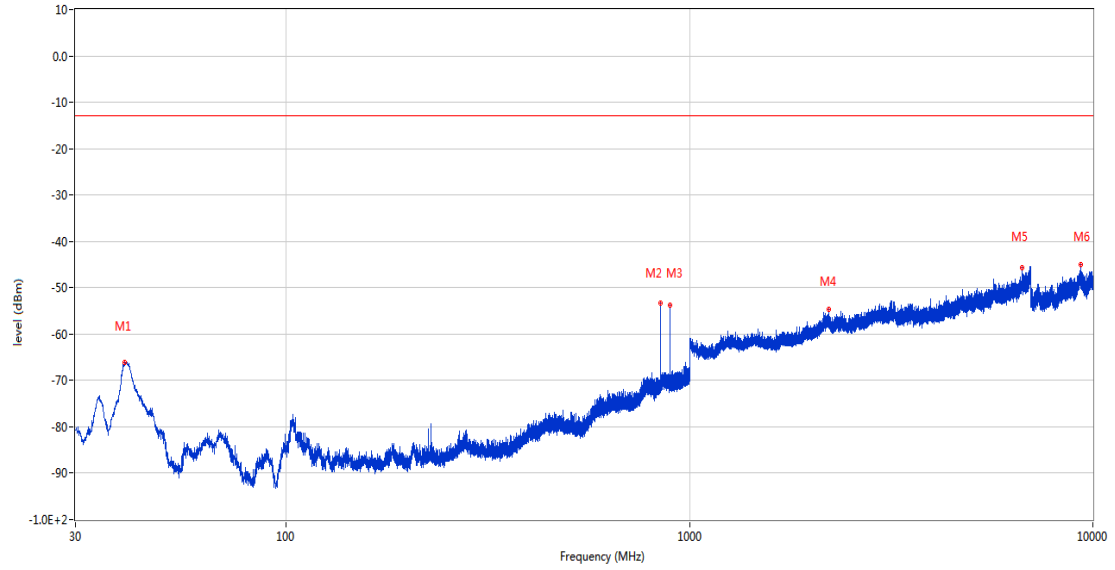
RSE-H&H EGPRS 850 CH251



Frequency (MHz)	Result (dBm)	Factor (dB)	PK Limit (dBm)	Over Limit (dB)	Table (o)	ANT	EUT	Verdict
39.943	-65.10	-18.90	-13.0	-52.10	133.00	Horizontal	Horizontal	Pass
848.825	-44.12	1.58	-13.0	-31.12	139.00	Horizontal	Horizontal	N/A
893.882	-52.37	1.65	-13.0	-39.37	183.00	Horizontal	Horizontal	N/A
2192.500	-54.65	-2.82	-13.0	-41.65	57.00	Horizontal	Horizontal	Pass
6996.200	-44.69	9.79	-13.0	-31.69	113.00	Horizontal	Horizontal	Pass
9282.099	-45.22	11.34	-13.0	-32.22	109.00	Horizontal	Horizontal	Pass

RSE-H&V EGPRS 850 CH251

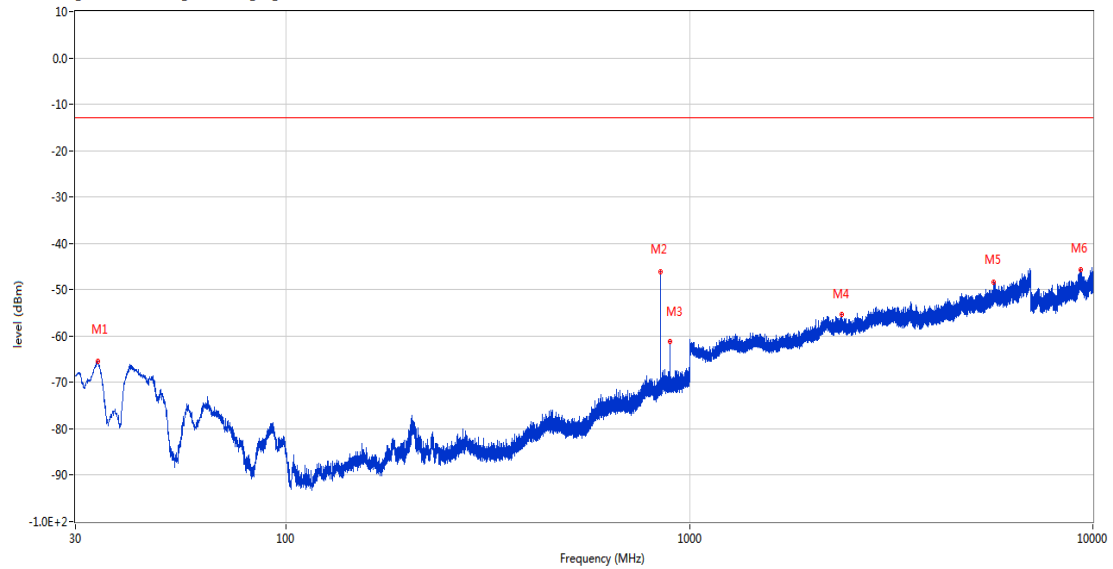
RSE Test case_FCC PART22&24&27_FCC PART 22_850_GSM 850&CDMA BC0&WCDMA B5<E B5&26



Frequency (MHz)	Result (dBm)	Factor (dB)	PK Limit (dBm)	Over Limit (dB)	Table (o)	ANT	EUT	Verdict
39.700	-66.08	-18.99	-13.0	-53.08	123.00	Horizontal	Vertical	Pass
848.777	-53.41	1.58	-13.0	-40.41	203.00	Horizontal	Vertical	N/A
893.737	-53.77	1.66	-13.0	-40.77	190.00	Horizontal	Vertical	N/A
2217.400	-54.74	-2.57	-13.0	-41.74	155.00	Horizontal	Vertical	Pass
6678.600	-45.63	7.68	-13.0	-32.63	142.00	Horizontal	Vertical	Pass
9331.599	-45.03	11.32	-13.0	-32.03	155.00	Horizontal	Vertical	Pass

RSE-V&V EGPRS 850 CH251

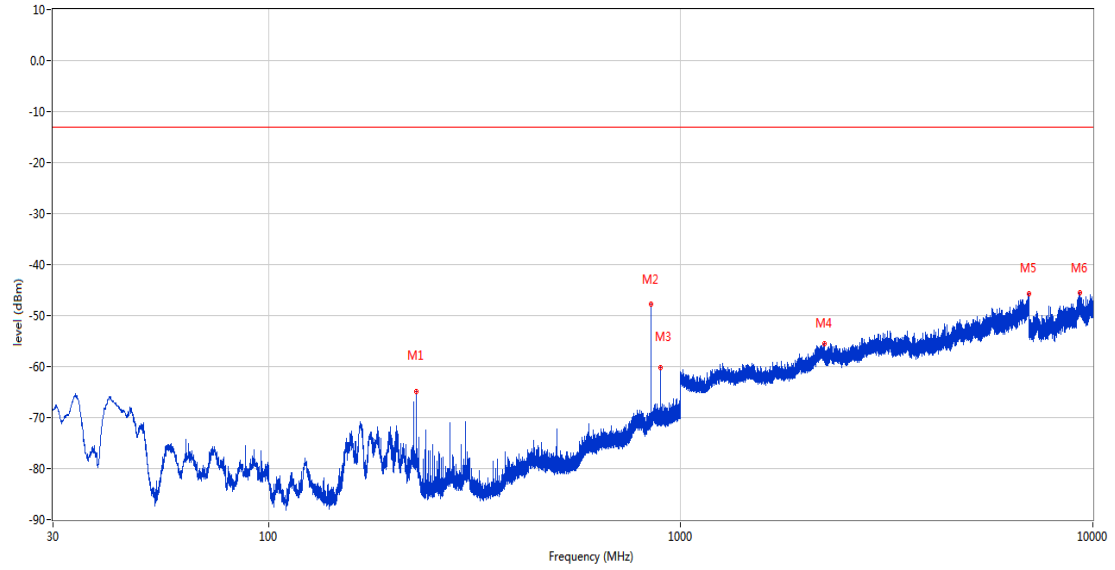
RSE Test case_FCC PART22&24&27_FCC PART 22_850_GSM 850&CDMA BC0&WCDMA B5<E B5&26



Frequency (MHz)	Result (dBm)	Factor (dB)	PK Limit (dBm)	Over Limit (dB)	Table (o)	ANT	EUT	Verdict
34.123	-65.49	-19.13	-13.0	-52.49	241.00	Vertical	Vertical	Pass
848.777	-46.14	1.58	-13.0	-33.14	273.00	Vertical	Vertical	N/A
893.737	-61.16	1.66	-13.0	-48.16	1.00	Vertical	Vertical	N/A
2386.400	-55.40	-2.51	-13.0	-42.40	355.00	Vertical	Vertical	Pass
5678.400	-48.34	6.01	-13.0	-35.34	64.00	Vertical	Vertical	Pass
9313.450	-45.72	11.71	-13.0	-32.72	177.00	Vertical	Vertical	Pass

RSE-V&H EGPRS 850 CH251

RSE Test case_FCC PART22&24&27_FCC PART 22_850_GSM 850&CDMA BC0&WCDMA B5<E B5&26

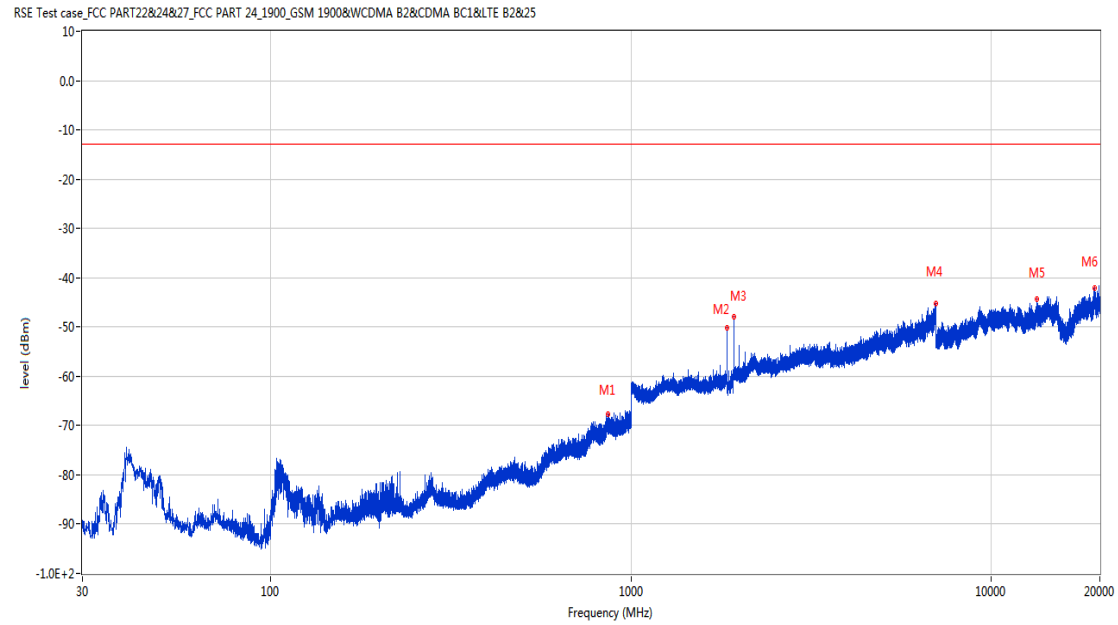


Frequency (MHz)	Result (dBm)	Factor (dB)	PK Limit (dBm)	Over Limit (dB)	Table (o)	ANT	EUT	Verdict
228.122	-64.92	-14.86	-13.0	-51.92	144.00	Vertical	Horizontal	Pass
848.825	-47.70	1.58	-13.0	-34.70	78.00	Vertical	Horizontal	N/A
893.737	-60.27	1.66	-13.0	-47.27	4.00	Vertical	Horizontal	N/A
2228.500	-55.52	-2.55	-13.0	-42.52	144.00	Vertical	Horizontal	Pass
6999.400	-45.71	9.76	-13.0	-32.71	109.00	Vertical	Horizontal	Pass
9320.500	-45.56	11.67	-13.0	-32.56	360.00	Vertical	Horizontal	Pass

4 EGPRS 1900

4.1 EGPRS 1900 Low Channel

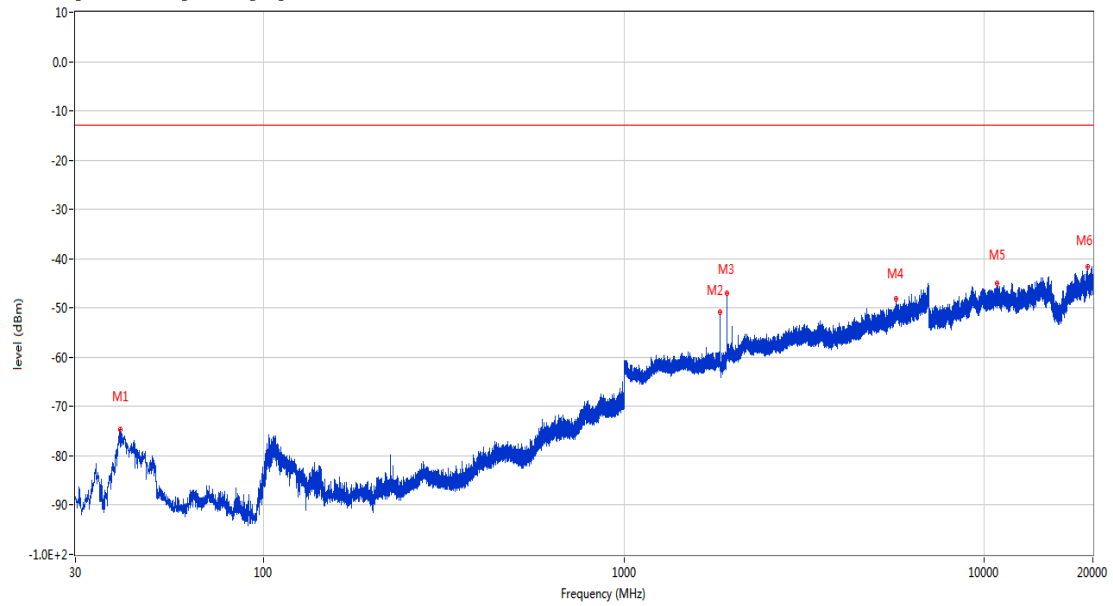
RSE-H&H EGPRS 1900 CH512



Frequency (MHz)	Result (dBm)	Factor (dB)	PK Limit (dBm)	Over Limit (dB)	Table (o)	ANT	EUT	Verdict
860.320	-67.59	1.73	-13.0	-54.59	0.00	Horizontal	Horizontal	Pass
1850.000	-50.14	-6.13	-13.0	-37.14	312.00	Horizontal	Horizontal	N/A
1930.200	-47.99	-4.67	-13.0	-34.99	141.00	Horizontal	Horizontal	N/A
6994.400	-45.33	9.77	-13.0	-32.33	49.00	Horizontal	Horizontal	Pass
13371.688	-44.35	11.96	-13.0	-31.35	220.00	Horizontal	Horizontal	Pass
19302.552	-42.19	18.78	-13.0	-29.19	323.00	Horizontal	Horizontal	Pass

RSE-H&V EGPRS 1900 CH512

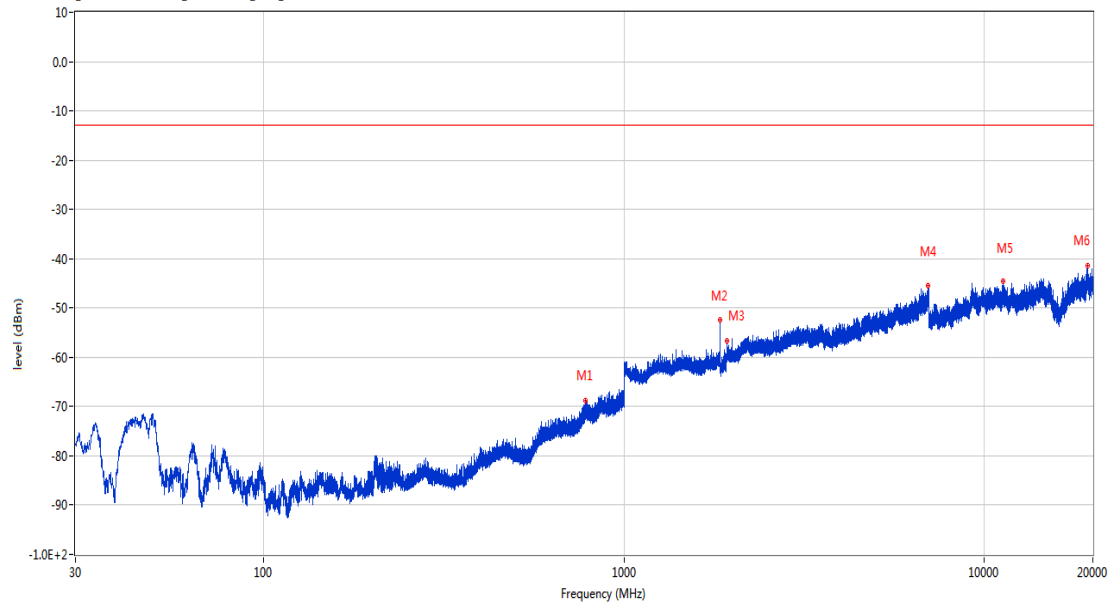
RSE Test case_FCC PART22&24&27_FCC PART 24_1900_GSM 1900&WCDMA B2&CDMA BC1<E B2&25



Frequency (MHz)	Result (dBm)	Factor (dB)	PK Limit (dBm)	Over Limit (dB)	Table (o)	ANT	EUT	Verdict
39.894	-74.74	-19.01	-13.0	-61.74	106.00	Horizontal	Vertical	Pass
1850.100	-50.74	-6.13	-13.0	-37.74	360.00	Horizontal	Vertical	N/A
1930.100	-47.07	-4.68	-13.0	-34.07	144.00	Horizontal	Vertical	N/A
5696.400	-48.24	5.80	-13.0	-35.24	19.00	Horizontal	Vertical	Pass
10863.425	-45.06	12.02	-13.0	-32.06	332.00	Horizontal	Vertical	Pass
19347.137	-41.74	18.54	-13.0	-28.74	66.00	Horizontal	Vertical	Pass

RSE-V&V EGPRS 1900 CH512

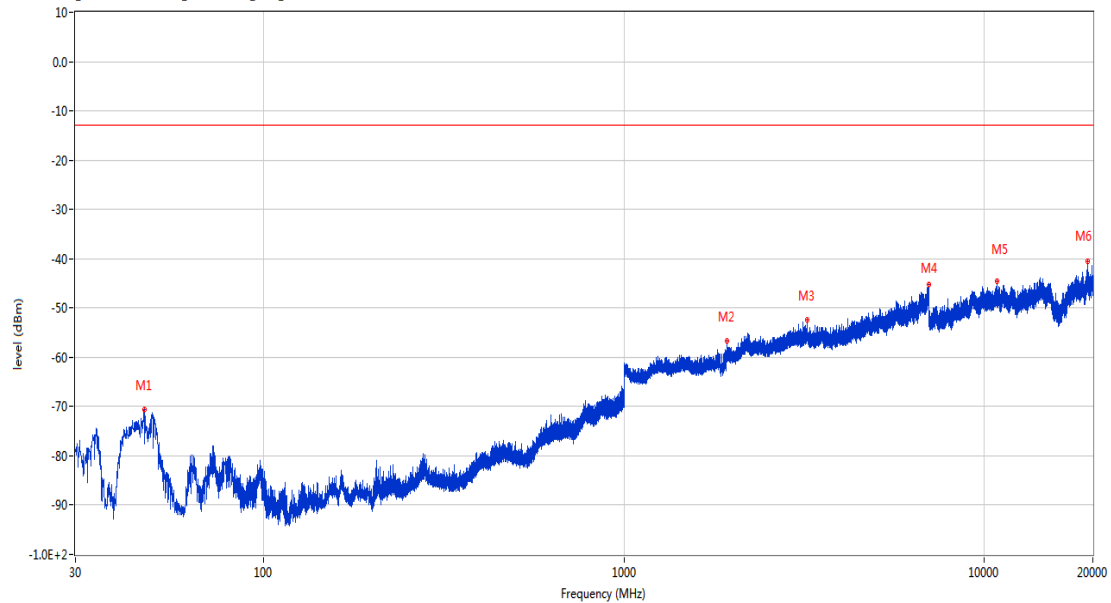
RSE Test case_FCC PART22&24&27_FCC PART 24_1900_GSM 1900&WCDMA B2&CDMA BC1<E B2&25



Frequency (MHz)	Result (dBm)	Factor (dB)	PK Limit (dBm)	Over Limit (dB)	Table (o)	ANT	EUT	Verdict
780.150	-68.91	0.97	-13.0	-55.91	325.00	Vertical	Vertical	Pass
1850.100	-52.49	-6.13	-13.0	-39.49	231.00	Vertical	Vertical	N/A
1930.000	-56.71	-4.68	-13.0	-43.71	290.00	Vertical	Vertical	N/A
6977.400	-45.42	9.85	-13.0	-32.42	239.00	Vertical	Vertical	Pass
11264.775	-44.65	12.07	-13.0	-31.65	91.00	Vertical	Vertical	Pass
19300.739	-41.48	18.77	-13.0	-28.48	302.00	Vertical	Vertical	Pass

RSE-V&H EGPRS 1900 CH512

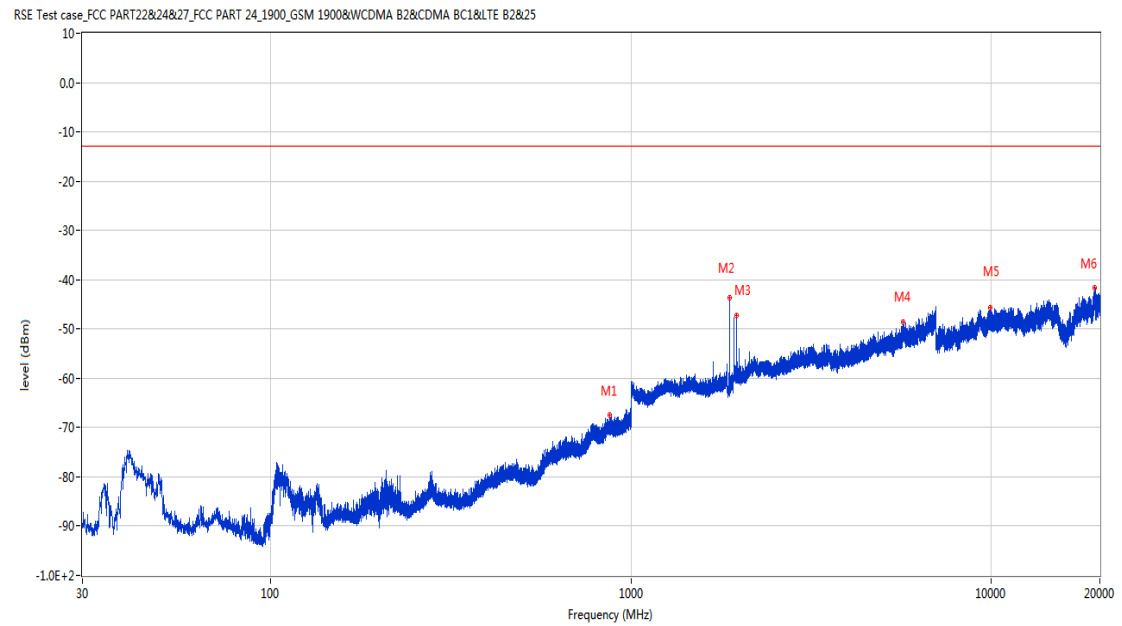
RSE Test case_FCC PART22&24&27_FCC PART 24_1900_GSM 1900&WCDMA B2&CDMA BC1<E B2&25



Frequency (MHz)	Result (dBm)	Factor (dB)	PK Limit (dBm)	Over Limit (dB)	Table (o)	ANT	EUT	Verdict
46.538	-70.58	-17.78	-13.0	-57.58	42.00	Vertical	Horizontal	Pass
1930.200	-56.71	-4.67	-13.0	-43.71	123.00	Vertical	Horizontal	Pass
3214.600	-52.32	2.32	-13.0	-39.32	126.00	Vertical	Horizontal	Pass
6995.600	-45.16	9.78	-13.0	-32.16	228.00	Vertical	Horizontal	Pass
10823.750	-44.55	12.46	-13.0	-31.55	194.00	Vertical	Horizontal	Pass
19311.974	-40.51	18.86	-13.0	-27.51	198.00	Vertical	Horizontal	Pass

4.2 EGPRS 1900 Middle Channel

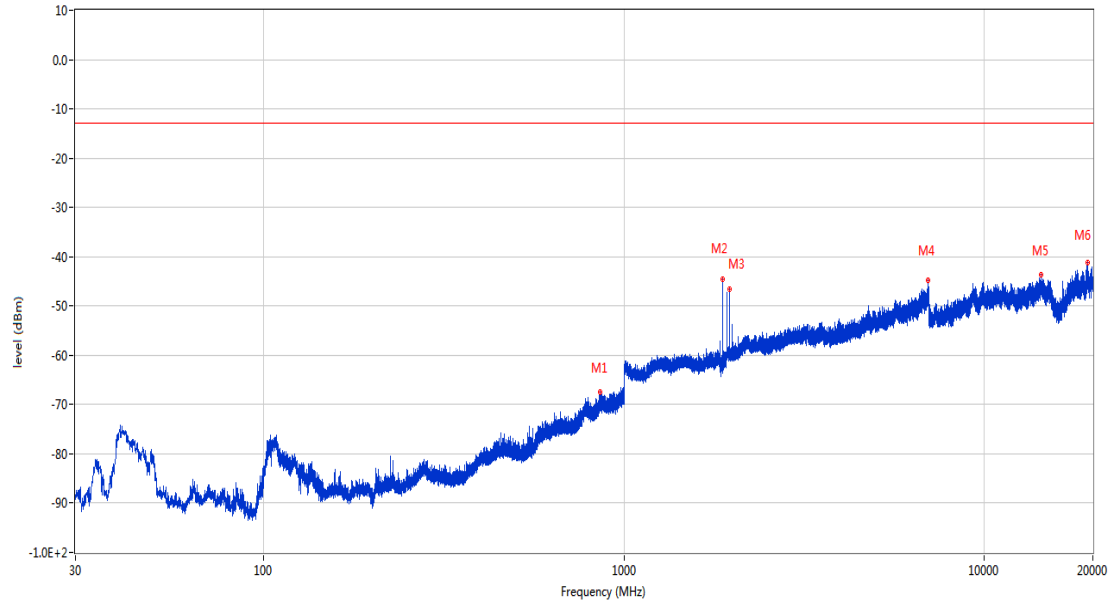
RSE-H&H EGPRS 1900 CH661



Frequency (MHz)	Result (dBm)	Factor (dB)	PK Limit (dBm)	Over Limit (dB)	Table (o)	ANT	EUT	Verdict
871.281	-67.51	1.64	-13.0	-54.51	360.00	Horizontal	Horizontal	Pass
1879.800	-43.64	-5.79	-13.0	-30.64	248.00	Horizontal	Horizontal	N/A
1959.800	-47.30	-5.31	-13.0	-34.30	128.00	Horizontal	Horizontal	N/A
5695.200	-48.54	5.92	-13.0	-35.54	24.00	Horizontal	Horizontal	Pass
9923.299	-45.71	11.32	-13.0	-32.71	204.00	Horizontal	Horizontal	Pass
19330.824	-41.67	18.85	-13.0	-28.67	225.00	Horizontal	Horizontal	Pass

RSE-H&V EGPRS 1900 CH661

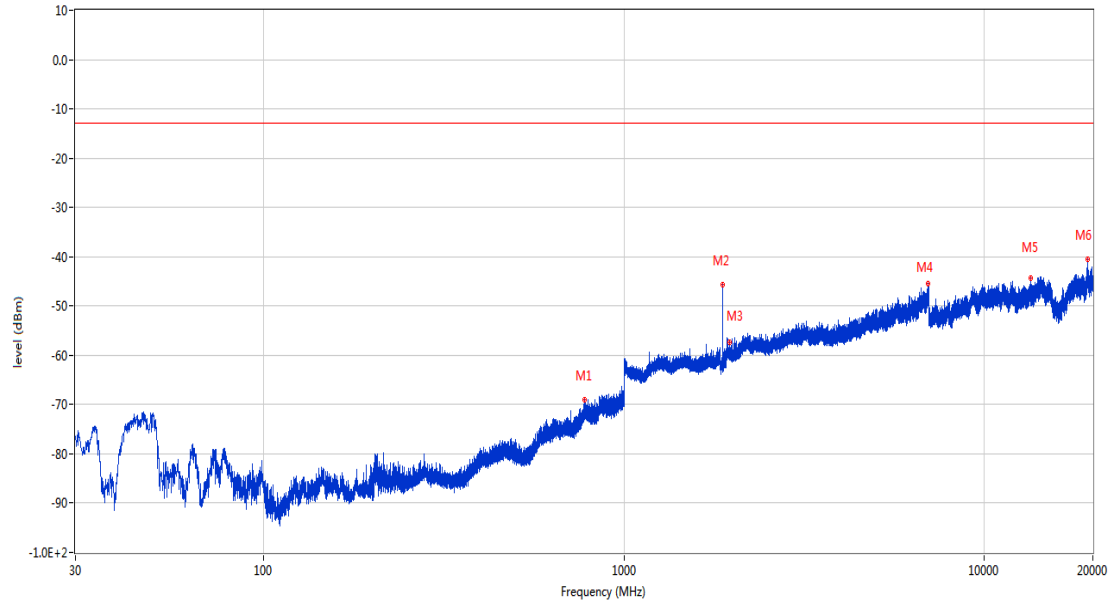
RSE Test case_FCC PART22&24&27_FCC PART 24_1900_GSM 1900&WCDMA B2&CDMA BC1<E B2&25



Frequency (MHz)	Result (dBm)	Factor (dB)	PK Limit (dBm)	Over Limit (dB)	Table (o)	ANT	EUT	Verdict
856.246	-67.50	1.47	-13.0	-54.50	82.00	Horizontal	Vertical	Pass
1879.800	-44.66	-5.79	-13.0	-31.66	359.00	Horizontal	Vertical	N/A
1959.800	-46.48	-5.31	-13.0	-33.48	126.00	Horizontal	Vertical	N/A
6977.800	-44.80	9.86	-13.0	-31.80	192.00	Horizontal	Vertical	Pass
14338.113	-43.59	11.93	-13.0	-30.59	85.00	Horizontal	Vertical	Pass
19302.552	-41.23	18.78	-13.0	-28.23	187.00	Horizontal	Vertical	Pass

RSE-V&V EGPRS 1900 CH661

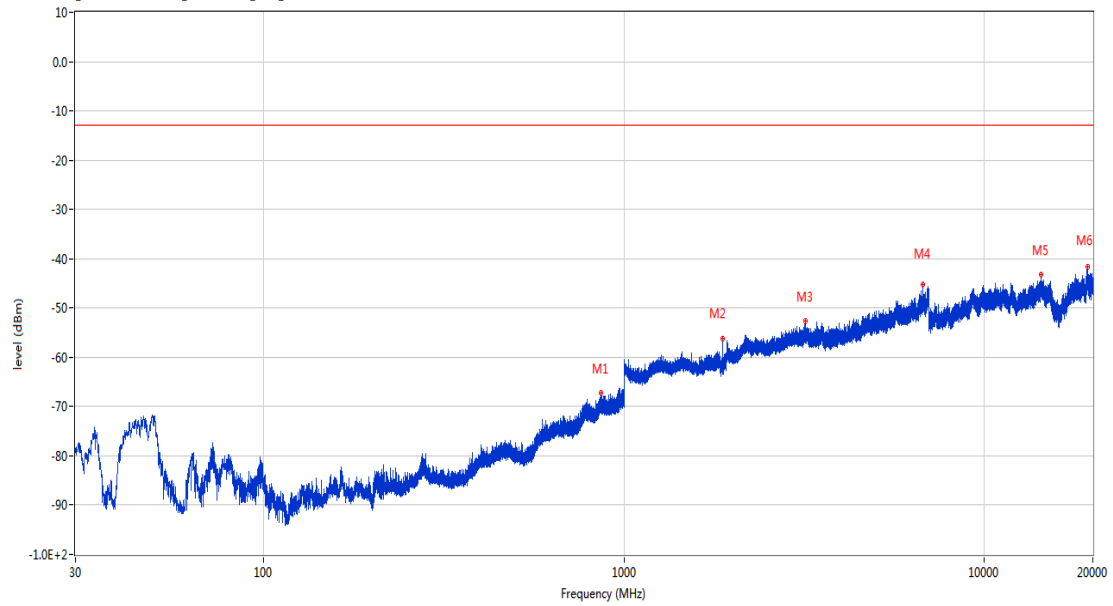
RSE Test case_FCC PART22&24&27_FCC PART 24_1900_GSM 1900&WCDMA B2&CDMA BC1<E B2&25



Frequency (MHz)	Result (dBm)	Factor (dB)	PK Limit (dBm)	Over Limit (dB)	Table (o)	ANT	EUT	Verdict
776.269	-69.01	0.68	-13.0	-56.01	0.00	Vertical	Vertical	Pass
1879.800	-45.77	-5.79	-13.0	-32.77	91.00	Vertical	Vertical	N/A
1960.000	-57.41	-5.30	-13.0	-44.41	111.00	Vertical	Vertical	N/A
6979.400	-45.50	9.92	-13.0	-32.50	189.00	Vertical	Vertical	Pass
13409.388	-44.34	11.54	-13.0	-31.34	166.00	Vertical	Vertical	Pass
19372.876	-40.58	17.60	-13.0	-27.58	186.00	Vertical	Vertical	Pass

RSE-V&H EGPRS 1900 CH661

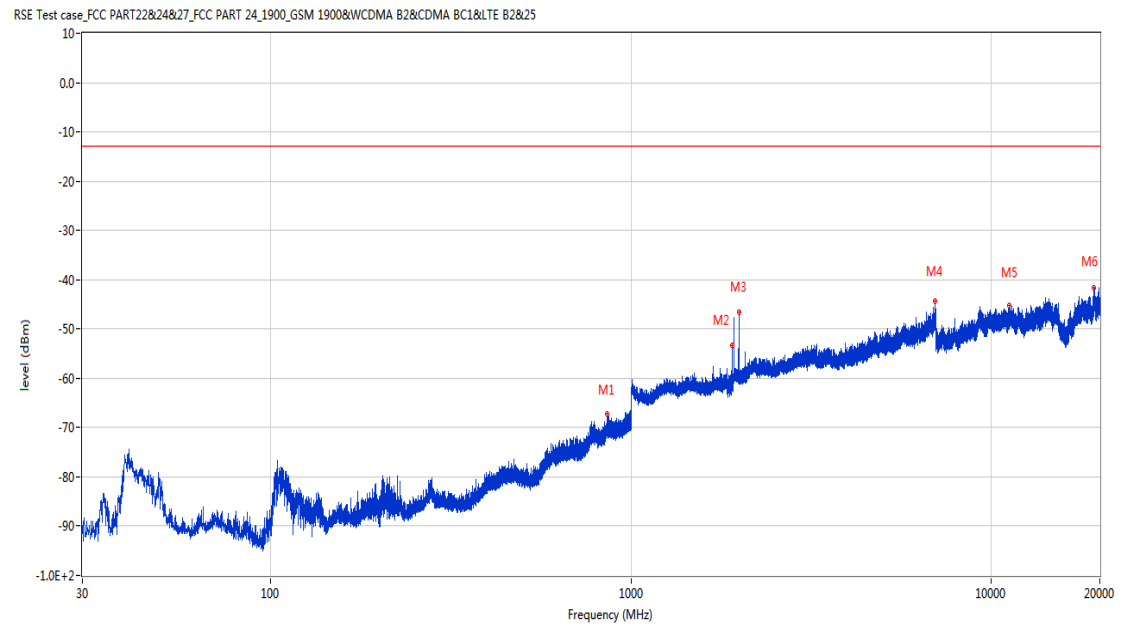
RSE Test case_FCC PART2&24&27_FCC PART 24_1900_GSM 1900&WCDMA B2&CDMA BC1<E B2&25



Frequency (MHz)	Result (dBm)	Factor (dB)	PK Limit (dBm)	Over Limit (dB)	Table (o)	ANT	EUT	Verdict
864.491	-67.19	1.44	-13.0	-54.19	69.00	Vertical	Horizontal	Pass
1880.100	-56.23	-5.79	-13.0	-43.23	336.00	Vertical	Horizontal	N/A
3193.200	-52.64	1.27	-13.0	-39.64	246.00	Vertical	Horizontal	Pass
6740.000	-45.11	8.16	-13.0	-32.11	212.00	Vertical	Horizontal	Pass
14346.812	-43.22	11.83	-13.0	-30.22	234.00	Vertical	Horizontal	Pass
19312.337	-41.74	18.86	-13.0	-28.74	313.00	Vertical	Horizontal	Pass

4.3 EGPRS 1900 High Channel

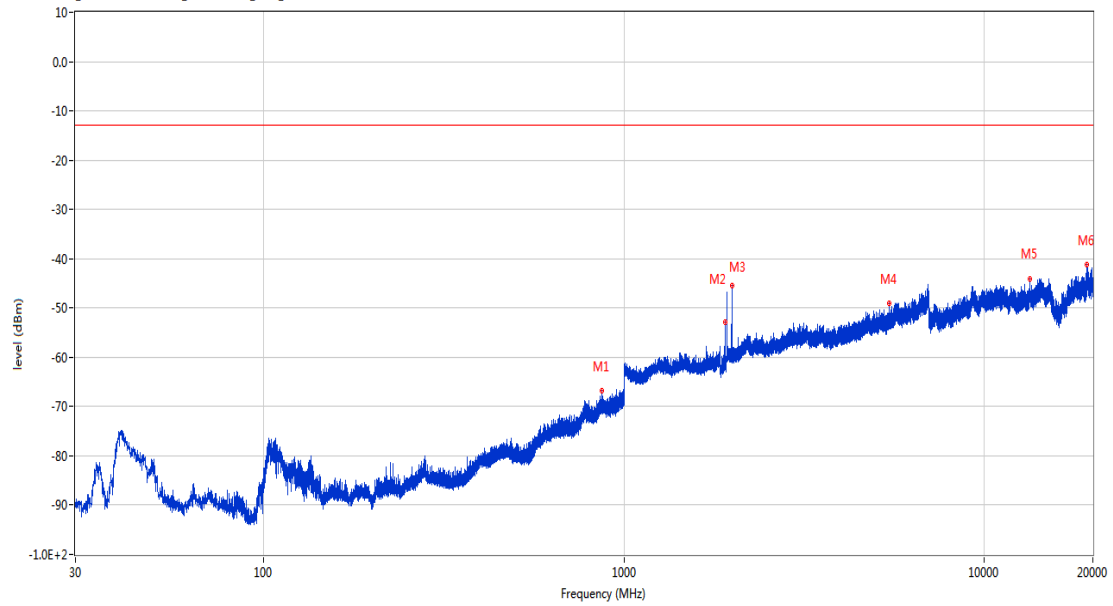
RSE-H&H EGPRS 1900 CH810



Frequency (MHz)	Result (dBm)	Factor (dB)	PK Limit (dBm)	Over Limit (dB)	Table (o)	ANT	EUT	Verdict
855.761	-67.32	1.38	-13.0	-54.32	279.00	Horizontal	Horizontal	Pass
1909.600	-53.29	-5.28	-13.0	-40.29	325.00	Horizontal	Horizontal	N/A
1989.800	-46.51	-4.98	-13.0	-33.51	130.00	Horizontal	Horizontal	N/A
6980.600	-44.43	9.98	-13.0	-31.43	293.00	Horizontal	Horizontal	Pass
11190.600	-45.23	11.04	-13.0	-32.23	175.00	Horizontal	Horizontal	Pass
19294.937	-41.73	18.56	-13.0	-28.73	74.00	Horizontal	Horizontal	Pass

RSE-H&V EGPRS 1900 CH810

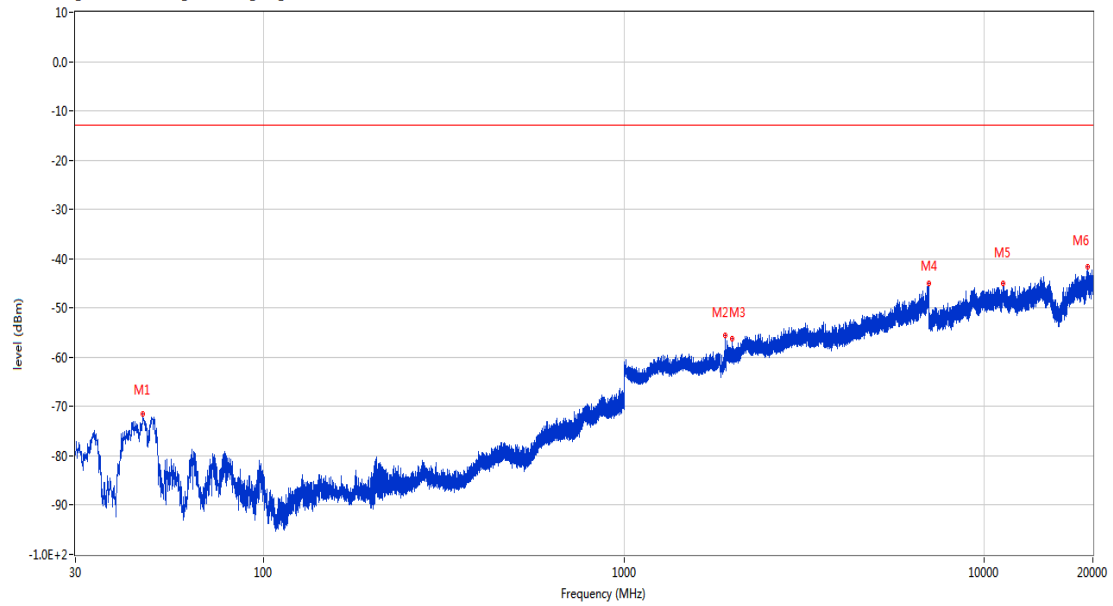
RSE Test case FCC PART22&24&27_FCC PART 24_1900_GSM 1900&WCDMA B2&CDMA BC1<E B2&25



Frequency (MHz)	Result (dBm)	Factor (dB)	PK Limit (dBm)	Over Limit (dB)	Table (o)	ANT	EUT	Verdict
869.244	-66.84	1.63	-13.0	-53.84	271.00	Horizontal	Vertical	Pass
1909.900	-52.97	-5.27	-13.0	-39.97	330.00	Horizontal	Vertical	N/A
1989.700	-45.50	-4.97	-13.0	-32.50	136.00	Horizontal	Vertical	N/A
5447.200	-49.06	4.76	-13.0	-36.06	65.00	Horizontal	Vertical	Pass
13398.150	-44.18	11.87	-13.0	-31.18	105.00	Horizontal	Vertical	Pass
19292.400	-41.29	18.45	-13.0	-28.29	274.00	Horizontal	Vertical	Pass

RSE-V&V EGPRS 1900 CH810

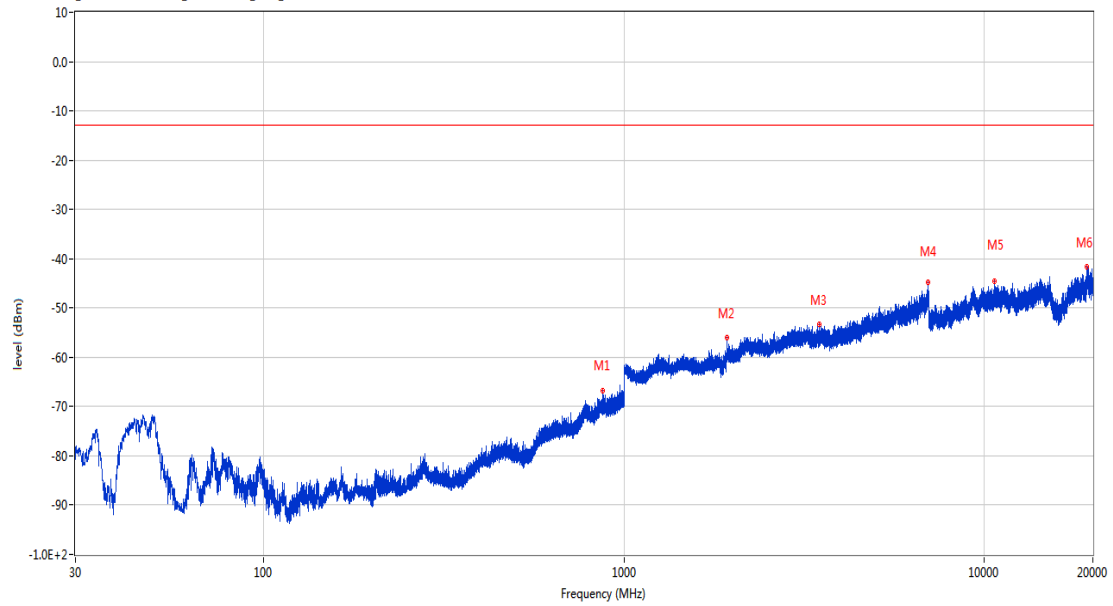
RSE Test case_FCC PART22&24&27_FCC PART 24_1900_GSM 1900&WCDMA B2&CDMA BC1<E B2&25



Frequency (MHz)	Result (dBm)	Factor (dB)	PK Limit (dBm)	Over Limit (dB)	Table (o)	ANT	EUT	Verdict
46.199	-71.58	-18.02	-13.0	-58.58	142.00	Vertical	Vertical	Pass
1909.800	-55.48	-5.27	-13.0	-42.48	54.00	Vertical	Vertical	N/A
1989.600	-56.26	-4.97	-13.0	-43.26	107.00	Vertical	Vertical	N/A
6994.800	-44.91	9.78	-13.0	-31.91	317.00	Vertical	Vertical	Pass
11272.537	-45.07	12.21	-13.0	-32.07	246.00	Vertical	Vertical	Pass
19312.699	-41.64	18.86	-13.0	-28.64	49.00	Vertical	Vertical	Pass

RSE-V&H EGPRS 1900 CH810

RSE Test case_FCC PART22&24&27_FCC PART 24_1900_GSM 1900&WCDMA B2&CDMA BC1<E B2&25



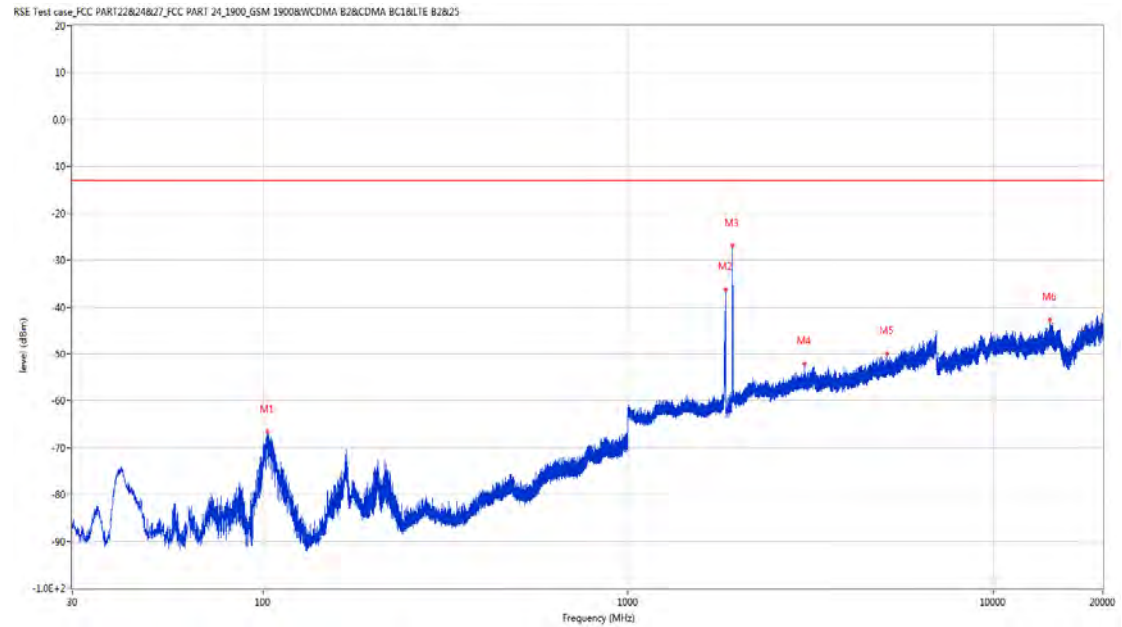
Frequency (MHz)	Result (dBm)	Factor (dB)	PK Limit (dBm)	Over Limit (dB)	Table (o)	ANT	EUT	Verdict
873.657	-66.88	1.73	-13.0	-53.88	268.00	Vertical	Horizontal	Pass
1930.000	-56.04	-4.68	-13.0	-43.04	125.00	Vertical	Horizontal	Pass
3485.800	-53.38	1.90	-13.0	-40.38	269.00	Vertical	Horizontal	Pass
6986.600	-44.75	9.76	-13.0	-31.75	141.00	Vertical	Horizontal	Pass
10694.662	-44.64	11.43	-13.0	-31.64	24.00	Vertical	Horizontal	Pass
19281.525	-41.59	18.01	-13.0	-28.59	328.00	Vertical	Horizontal	Pass

WCDMA

5 WCDMA Band 2

5.1 WCDMA Band 2 Low Channel

RSE-H&H WCDMA Band 2 CH9262



Frequency (MHz)	Result (dBm)	Factor (dB)	PK Limit (dBm)	Over Limit (dB)	Table (o)	ANT	EUT	Verdict
103.041	-66.68	-22.42	-13.0	-53.68	8.00	Horizontal	Horizontal	Pass
1853.500	-36.35	-6.09	-13.0	-23.35	340.00	Horizontal	Horizontal	N/A
1934.000	-27.00	-4.56	-13.0	-14.00	145.00	Horizontal	Horizontal	N/A
3049.200	-52.21	1.28	-13.0	-39.21	204.00	Horizontal	Horizontal	Pass
5134.600	-49.99	4.40	-13.0	-36.99	187.00	Horizontal	Horizontal	Pass
14331.588	-42.84	11.97	-13.0	-29.84	203.00	Horizontal	Horizontal	Pass

RSE-H&V WCDMA Band 2 CH9262



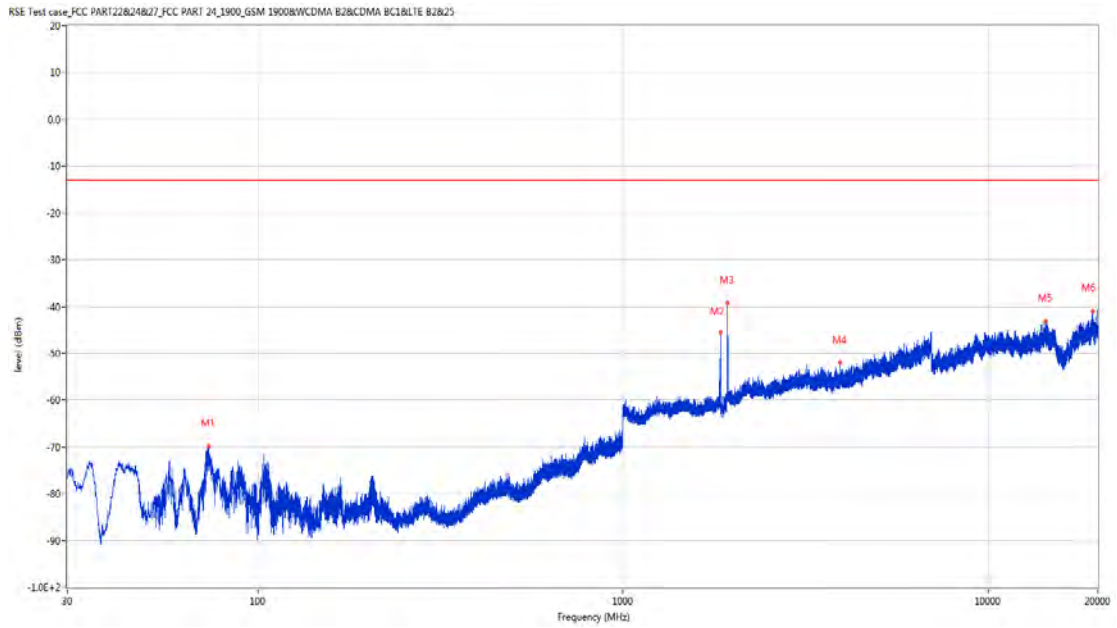
Frequency (MHz)	Result (dBm)	Factor (dB)	PK Limit (dBm)	Over Limit (dB)	Table (o)	ANT	EUT	Verdict
41.203	-74.15	-18.14	-13.0	-61.15	109.00	Horizontal	Vertical	Pass
1854.000	-35.84	-6.09	-13.0	-22.84	166.00	Horizontal	Vertical	N/A
1932.400	-25.18	-4.61	-13.0	-12.18	130.00	Horizontal	Vertical	N/A
4772.600	-50.48	4.55	-13.0	-37.48	257.00	Horizontal	Vertical	Pass
14338.838	-43.77	11.92	-13.0	-30.77	19.00	Horizontal	Vertical	Pass
19304.364	-41.51	18.80	-13.0	-28.51	288.00	Horizontal	Vertical	Pass

RSE-V&V WCDMA Band 2 CH9262



Frequency (MHz)	Result (dBm)	Factor (dB)	PK Limit (dBm)	Over Limit (dB)	Table (o)	ANT	EUT	Verdict
46.490	-71.37	-17.81	-13.0	-58.37	140.00	Vertical	Vertical	Pass
1853.700	-41.88	-6.09	-13.0	-28.88	233.00	Vertical	Vertical	N/A
1931.800	-38.84	-4.63	-13.0	-25.84	134.00	Vertical	Vertical	N/A
4729.200	-50.64	3.92	-13.0	-37.64	315.00	Vertical	Vertical	Pass
9266.076	-45.05	11.18	-13.0	-32.05	135.00	Vertical	Vertical	Pass
19320.676	-41.33	18.91	-13.0	-28.33	332.00	Vertical	Vertical	Pass

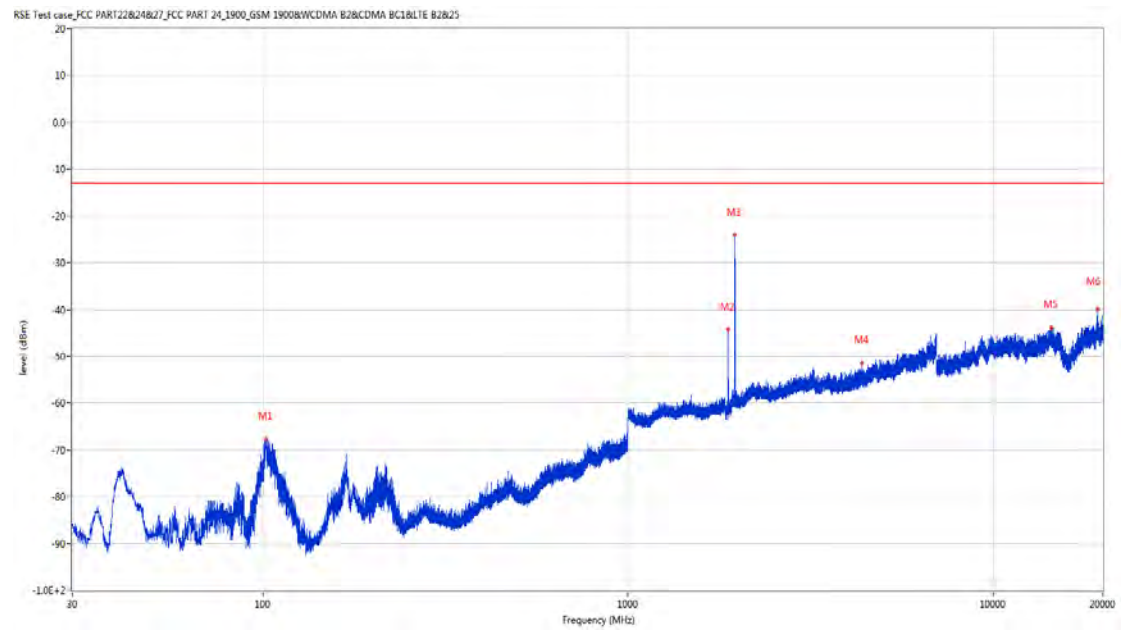
RSE-V&H WCDMA Band 2 CH9262



Frequency (MHz)	Result (dBm)	Factor (dB)	PK Limit (dBm)	Over Limit (dB)	Table (o)	ANT	EUT	Verdict
73.117	-69.81	-17.34	-13.0	-56.81	120.00	Vertical	Horizontal	Pass
1853.800	-45.53	-6.09	-13.0	-32.53	31.00	Vertical	Horizontal	N/A
1934.200	-39.25	-4.56	-13.0	-26.25	31.00	Vertical	Horizontal	N/A
3933.000	-52.09	2.22	-13.0	-39.09	350.00	Vertical	Horizontal	Pass
14350.437	-43.14	11.78	-13.0	-30.14	360.00	Vertical	Horizontal	Pass
19331.187	-40.92	18.85	-13.0	-27.92	19.00	Vertical	Horizontal	Pass

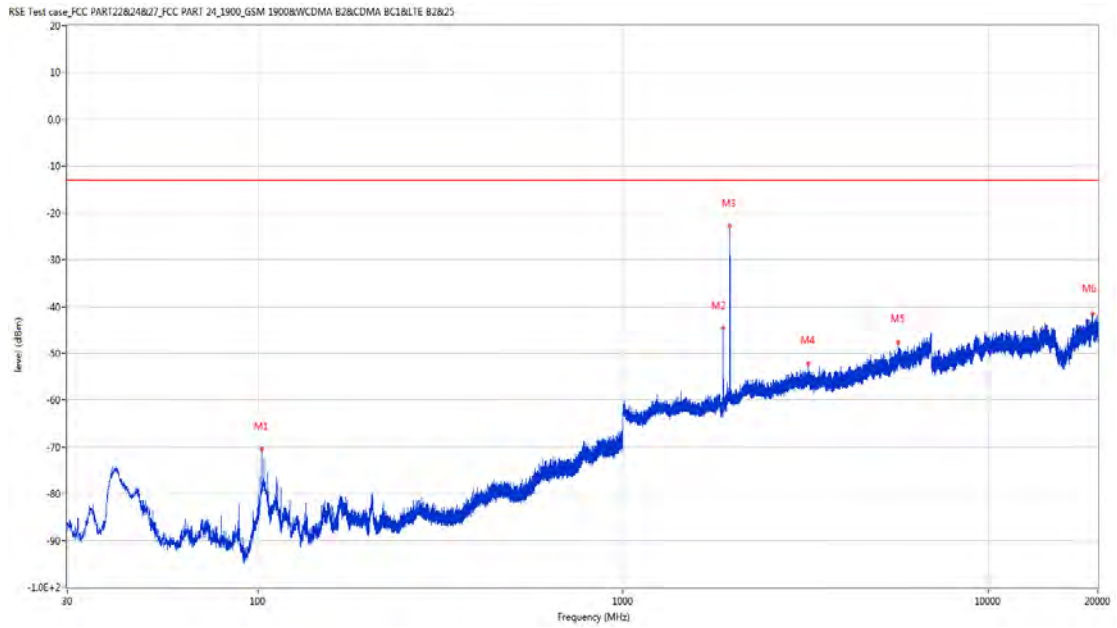
5.2 WCDMA Band 2 Middle Channel

RSE-H&H WCDMA Band 2 CH9400



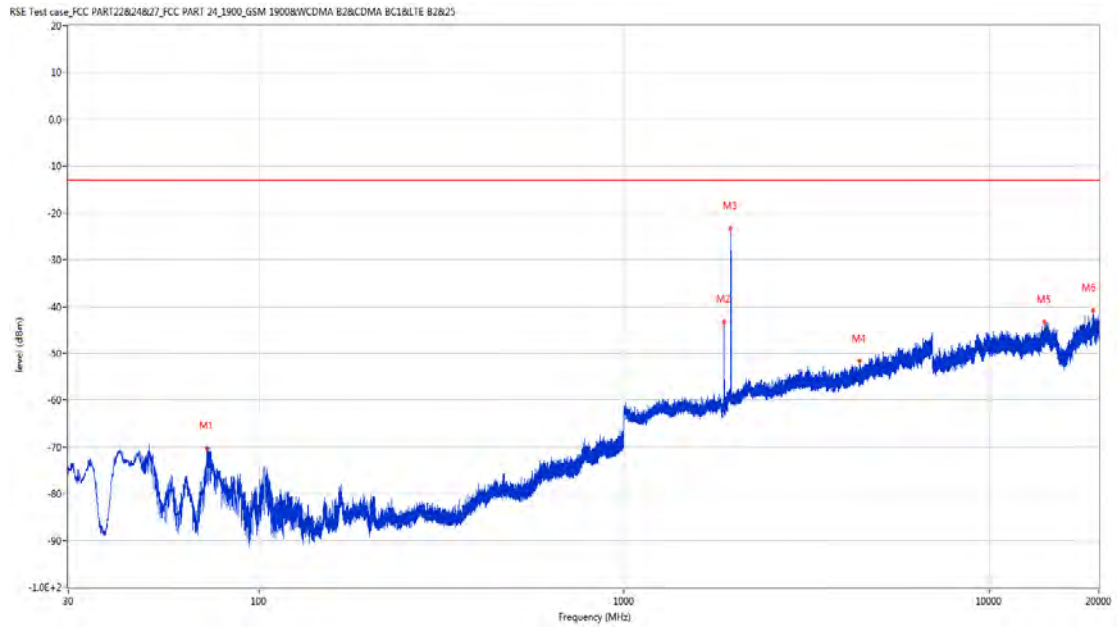
Frequency (MHz)	Result (dBm)	Factor (dB)	PK Limit (dBm)	Over Limit (dB)	Table (o)	ANT	EUT	Verdict
101.634	-67.66	-22.17	-13.0	-54.66	15.00	Horizontal	Horizontal	Pass
1879.200	-44.31	-5.80	-13.0	-31.31	343.00	Horizontal	Horizontal	N/A
1960.100	-24.03	-5.30	-13.0	-11.03	124.00	Horizontal	Horizontal	N/A
4370.000	-51.50	3.30	-13.0	-38.50	54.00	Horizontal	Horizontal	Pass
14433.450	-43.91	12.53	-13.0	-30.91	144.00	Horizontal	Horizontal	Pass
19345.687	-39.92	18.59	-13.0	-26.92	328.00	Horizontal	Horizontal	Pass

RSE-H&V WCDMA Band 2 CH9400



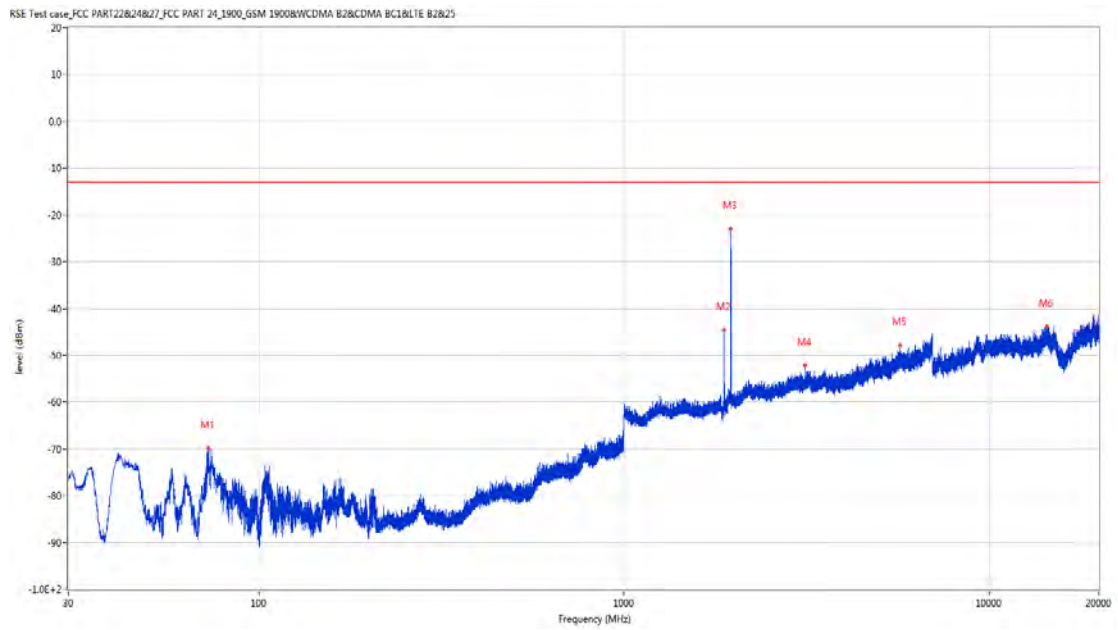
Frequency (MHz)	Result (dBm)	Factor (dB)	PK Limit (dBm)	Over Limit (dB)	Table (o)	ANT	EUT	Verdict
102.410	-70.38	-22.29	-13.0	-57.38	0.00	Horizontal	Vertical	Pass
1879.300	-44.55	-5.80	-13.0	-31.55	167.00	Horizontal	Vertical	N/A
1961.100	-22.83	-5.24	-13.0	-9.83	139.00	Horizontal	Vertical	N/A
3222.800	-52.19	2.80	-13.0	-39.19	295.00	Horizontal	Vertical	Pass
5675.400	-47.61	5.72	-13.0	-34.61	313.00	Horizontal	Vertical	Pass
19319.224	-41.49	18.91	-13.0	-28.49	351.00	Horizontal	Vertical	Pass

RSE-V&V WCDMA Band 2 CH9400



Frequency (MHz)	Result (dBm)	Factor (dB)	PK Limit (dBm)	Over Limit (dB)	Table (o)	ANT	EUT	Verdict
71.855	-70.27	-16.75	-13.0	-57.27	109.00	Vertical	Vertical	Pass
1879.200	-43.36	-5.80	-13.0	-30.36	160.00	Vertical	Vertical	N/A
1962.000	-23.26	-5.20	-13.0	-10.26	134.00	Vertical	Vertical	N/A
4412.400	-51.61	2.23	-13.0	-38.61	39.00	Vertical	Vertical	Pass
14202.537	-43.36	12.73	-13.0	-30.36	208.00	Vertical	Vertical	Pass
19298.927	-40.77	18.72	-13.0	-27.77	151.00	Vertical	Vertical	Pass

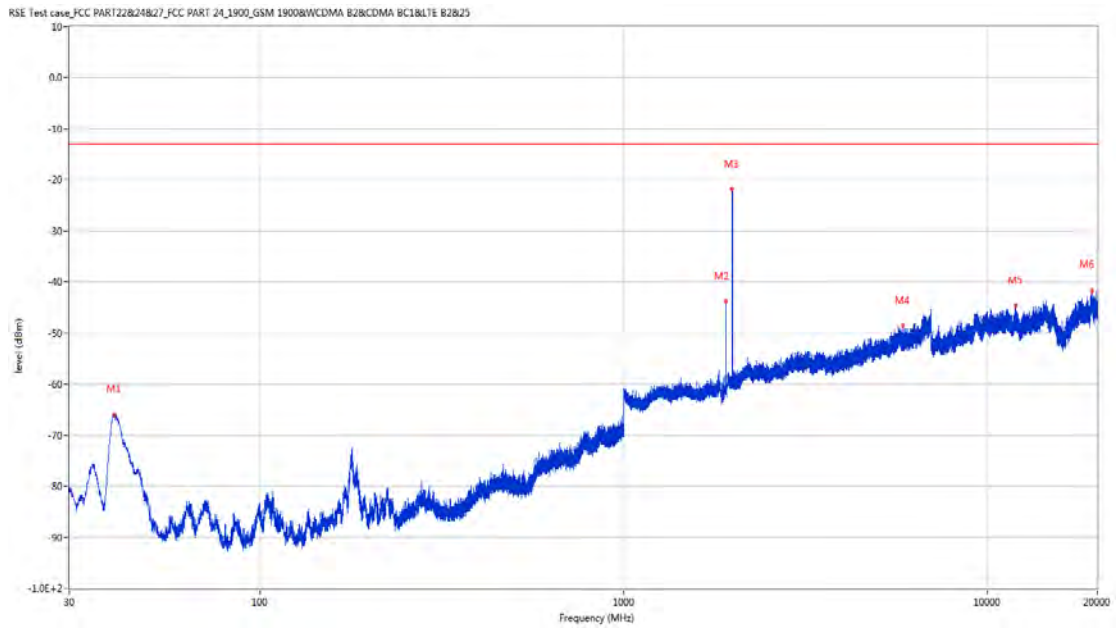
RSE-V&H WCDMA Band 2 CH9400



Frequency (MHz)	Result (dBm)	Factor (dB)	PK Limit (dBm)	Over Limit (dB)	Table (o)	ANT	EUT	Verdict
72.438	-69.81	-17.05	-13.0	-56.81	95.00	Vertical	Horizontal	Pass
1879.100	-44.57	-5.80	-13.0	-31.57	124.00	Vertical	Horizontal	N/A
1960.300	-22.93	-5.29	-13.0	-9.93	143.00	Vertical	Horizontal	N/A
3125.000	-52.10	0.95	-13.0	-39.10	58.00	Vertical	Horizontal	Pass
5694.800	-47.78	5.91	-13.0	-34.78	359.00	Vertical	Horizontal	Pass
14367.475	-43.84	12.04	-13.0	-30.84	125.00	Vertical	Horizontal	Pass

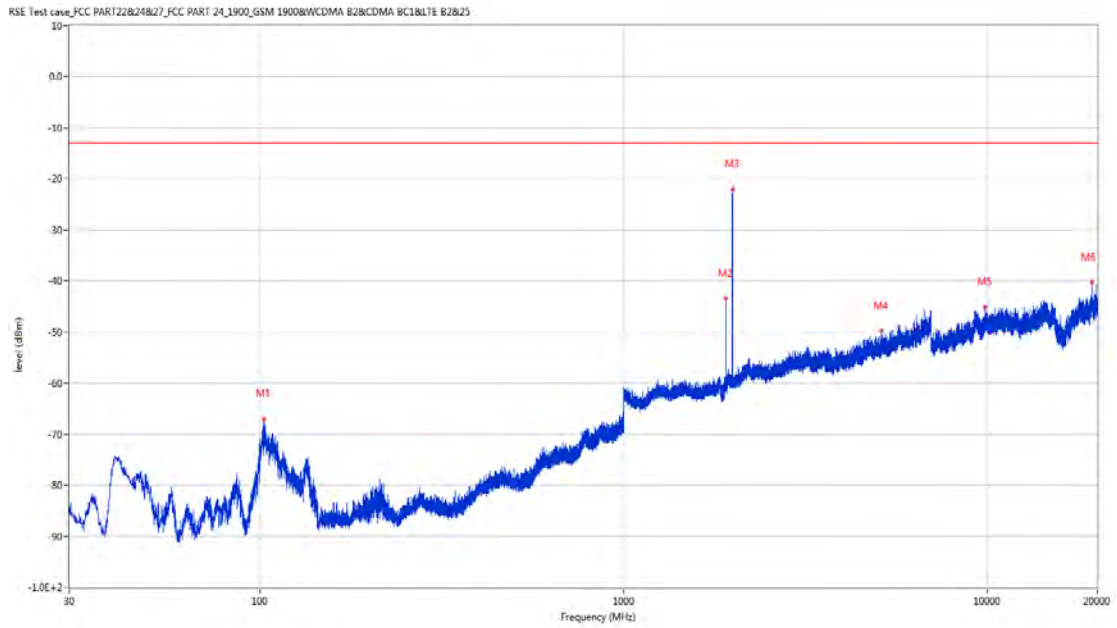
5.3 WCDMA Band 2 High Channel

RSE-H&H WCDMA Band 2 CH9538



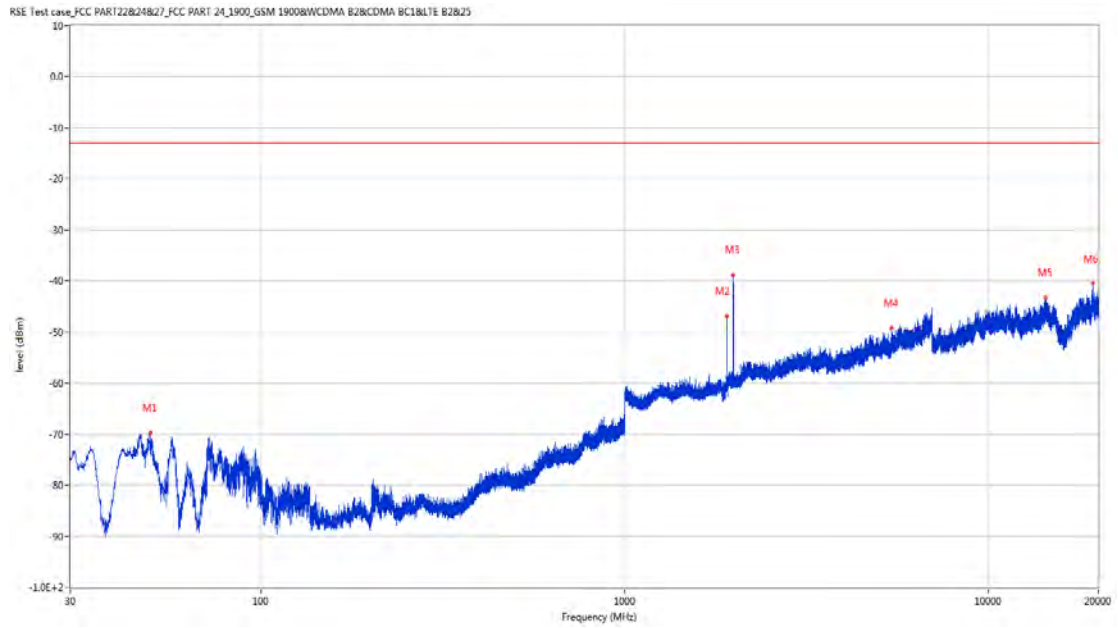
Frequency (MHz)	Result (dBm)	Factor (dB)	PK Limit (dBm)	Over Limit (dB)	Table (o)	ANT	EUT	Verdict
39.943	-65.86	-18.99	-13.0	-52.86	110.00	Horizontal	Horizontal	Pass
1906.200	-43.76	-5.38	-13.0	-30.76	123.00	Horizontal	Horizontal	N/A
1988.800	-21.75	-5.01	-13.0	-8.75	183.00	Horizontal	Horizontal	N/A
5834.000	-48.52	5.19	-13.0	-35.52	223.00	Horizontal	Horizontal	Pass
11913.950	-44.54	12.92	-13.0	-31.54	158.00	Horizontal	Horizontal	Pass
19301.825	-41.80	18.78	-13.0	-28.80	100.00	Horizontal	Horizontal	Pass

RSE-H&V WCDMA Band 2 CH9538



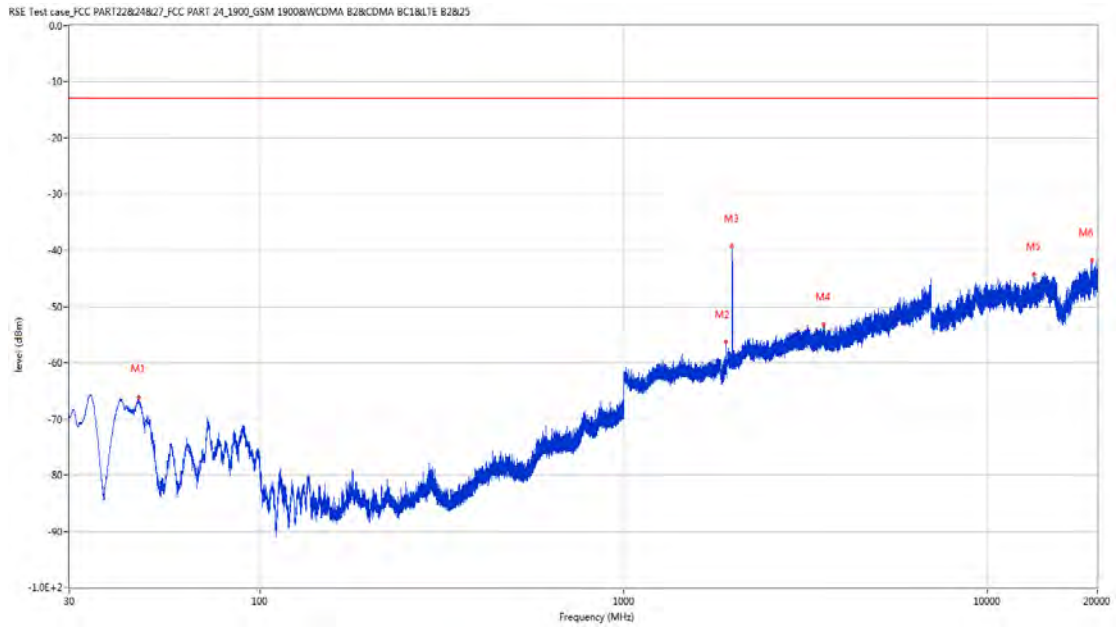
Frequency (MHz)	Result (dBm)	Factor (dB)	PK Limit (dBm)	Over Limit (dB)	Table (o)	ANT	EUT	Verdict
102.459	-67.14	-22.30	-13.0	-54.14	32.00	Horizontal	Vertical	Pass
1906.600	-43.45	-5.37	-13.0	-30.45	349.00	Horizontal	Vertical	N/A
1989.100	-22.10	-4.97	-13.0	-9.10	183.00	Horizontal	Vertical	N/A
5111.800	-49.77	4.37	-13.0	-36.77	11.00	Horizontal	Vertical	Pass
9849.125	-45.15	11.56	-13.0	-32.15	139.00	Horizontal	Vertical	Pass
19295.302	-40.37	18.57	-13.0	-27.37	359.00	Horizontal	Vertical	Pass

RSE-V&V WCDMA Band 2 CH9538



Frequency (MHz)	Result (dBm)	Factor (dB)	PK Limit (dBm)	Over Limit (dB)	Table (o)	ANT	EUT	Verdict
49.788	-69.74	-15.84	-13.0	-56.74	279.00	Vertical	Vertical	Pass
1906.900	-46.86	-5.36	-13.0	-33.86	283.00	Vertical	Vertical	N/A
1988.400	-38.78	-5.05	-13.0	-25.78	113.00	Vertical	Vertical	N/A
5416.000	-49.29	4.40	-13.0	-36.29	258.00	Vertical	Vertical	Pass
14316.363	-43.20	12.14	-13.0	-30.20	205.00	Vertical	Vertical	Pass
19315.239	-40.52	18.88	-13.0	-27.52	21.00	Vertical	Vertical	Pass

RSE-V&H WCDMA Band 2 CH9538

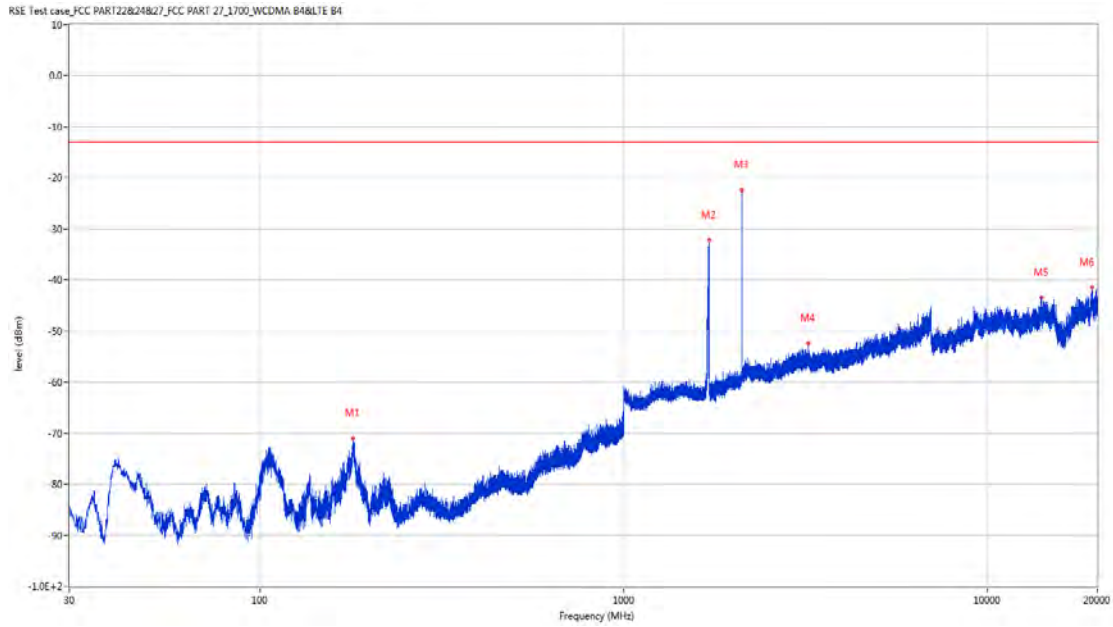


Frequency (MHz)	Result (dBm)	Factor (dB)	PK Limit (dBm)	Over Limit (dB)	Table (o)	ANT	EUT	Verdict
46.490	-66.10	-17.81	-13.0	-53.10	113.00	Vertical	Horizontal	Pass
1906.300	-56.21	-5.38	-13.0	-43.21	246.00	Vertical	Horizontal	N/A
1987.100	-39.26	-5.20	-13.0	-26.26	103.00	Vertical	Horizontal	N/A
3534.400	-53.25	2.48	-13.0	-40.25	45.00	Vertical	Horizontal	Pass
13409.388	-44.27	11.54	-13.0	-31.27	118.00	Vertical	Horizontal	Pass
19322.124	-41.84	18.90	-13.0	-28.84	16.00	Vertical	Horizontal	Pass

6 WCDMA Band 4

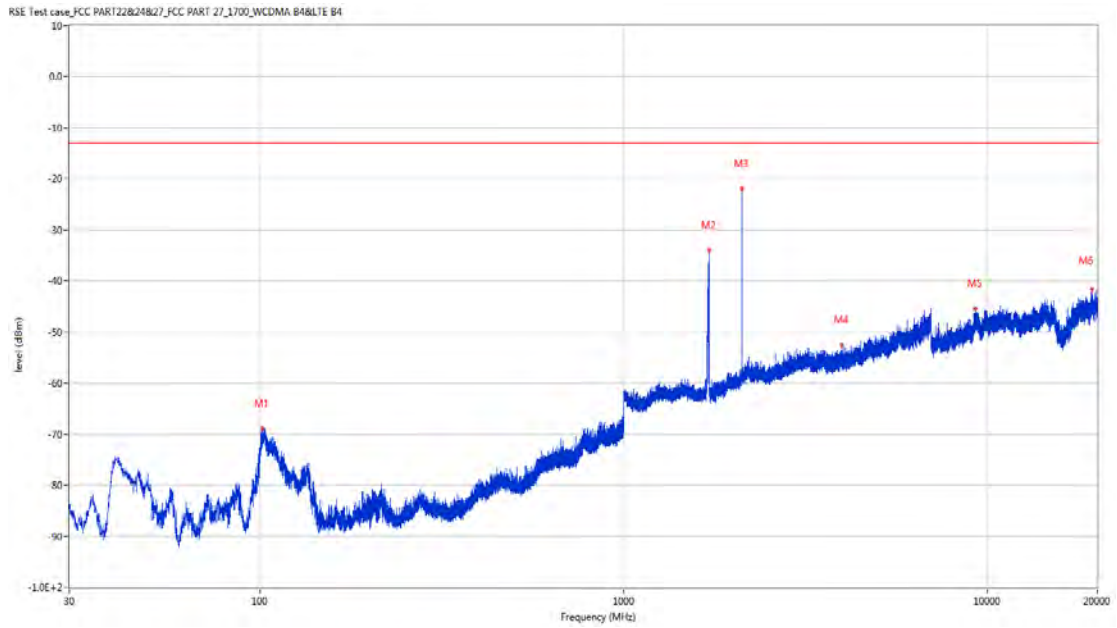
6.1 WCDMA Band 4 Low Channel

RSE-H&H WCDMA Band 4 CH1312



Frequency (MHz)	Result (dBm)	Factor (dB)	PK Limit (dBm)	Over Limit (dB)	Table (o)	ANT	EUT	Verdict
180.108	-71.04	-15.96	-13.0	-58.04	227.00	Horizontal	Horizontal	Pass
1713.100	-32.17	-5.52	-13.0	-19.17	113.00	Horizontal	Horizontal	N/A
2112.000	-22.38	-3.81	-13.0	-9.38	182.00	Horizontal	Horizontal	N/A
3216.000	-52.34	2.52	-13.0	-39.34	281.00	Horizontal	Horizontal	Pass
14049.925	-43.40	11.81	-13.0	-30.40	243.00	Horizontal	Horizontal	Pass
19303.999	-41.41	18.79	-13.0	-28.41	89.00	Horizontal	Horizontal	Pass

RSE-H&V WCDMA Band 4 CH1312



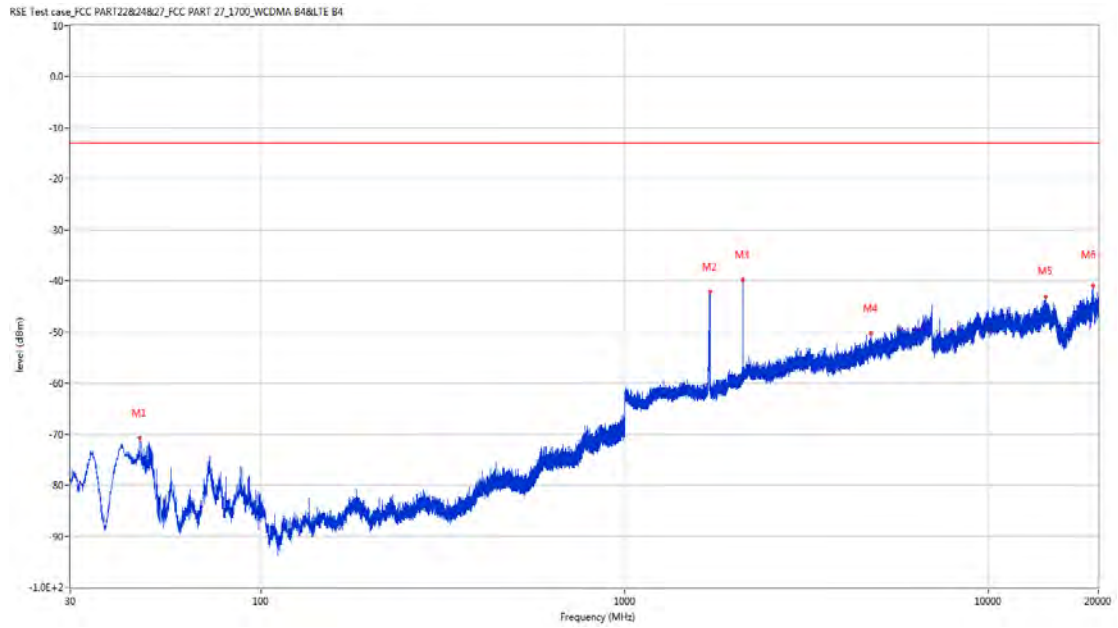
Frequency (MHz)	Result (dBm)	Factor (dB)	PK Limit (dBm)	Over Limit (dB)	Table (o)	ANT	EUT	Verdict
101.683	-68.88	-22.25	-13.0	-55.88	38.00	Horizontal	Vertical	Pass
1713.600	-34.01	-5.53	-13.0	-21.01	333.00	Horizontal	Vertical	N/A
2112.200	-21.99	-3.83	-13.0	-8.99	185.00	Horizontal	Vertical	N/A
3966.000	-52.49	2.70	-13.0	-39.49	107.00	Horizontal	Vertical	Pass
9234.737	-45.43	11.01	-13.0	-32.43	279.00	Horizontal	Vertical	Pass
19299.287	-41.64	18.74	-13.0	-28.64	79.00	Horizontal	Vertical	Pass

RSE-V&V WCDMA Band 4 CH1312



Frequency (MHz)	Result (dBm)	Factor (dB)	PK Limit (dBm)	Over Limit (dB)	Table (o)	ANT	EUT	Verdict
46.538	-70.00	-17.91	-13.0	-57.00	96.00	Vertical	Vertical	Pass
1713.700	-36.08	-5.53	-13.0	-23.08	271.00	Vertical	Vertical	N/A
2113.100	-42.30	-3.84	-13.0	-29.30	215.00	Vertical	Vertical	N/A
4336.000	-51.83	2.89	-13.0	-38.83	360.00	Vertical	Vertical	Pass
14050.288	-43.67	11.81	-13.0	-30.67	1.00	Vertical	Vertical	Pass
19310.887	-41.49	18.85	-13.0	-28.49	11.00	Vertical	Vertical	Pass

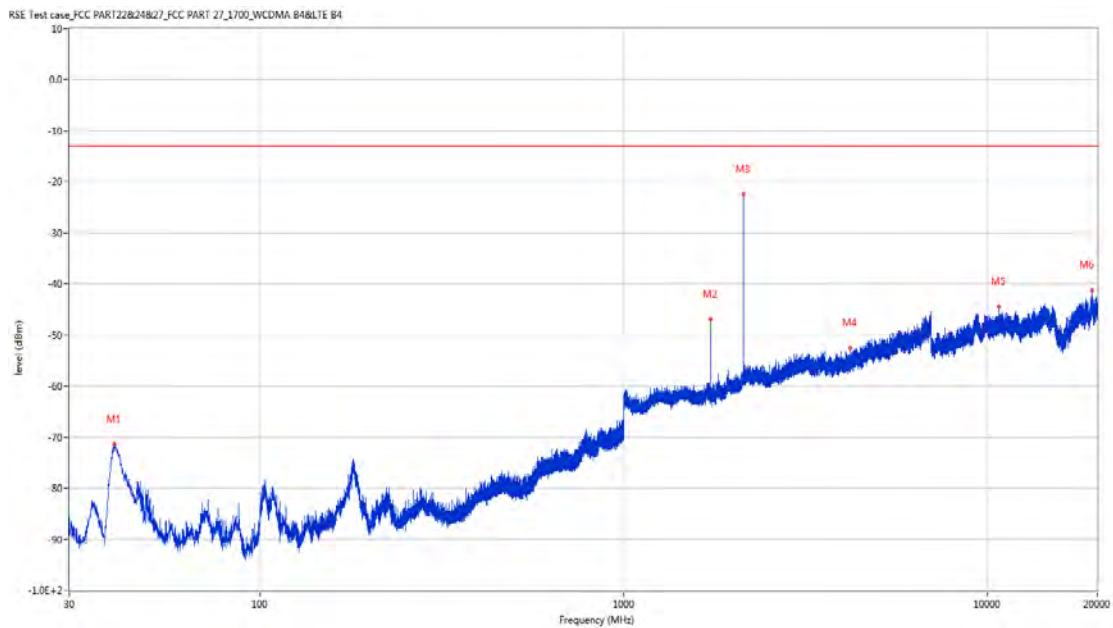
RSE-V&H WCDMA Band 4 CH1312



Frequency (MHz)	Result (dBm)	Factor (dB)	PK Limit (dBm)	Over Limit (dB)	Table (o)	ANT	EUT	Verdict
46.490	-70.70	-17.95	-13.0	-57.70	129.00	Vertical	Horizontal	Pass
1713.100	-42.17	-5.52	-13.0	-29.17	190.00	Vertical	Horizontal	N/A
2111.000	-39.79	-3.71	-13.0	-26.79	158.00	Vertical	Horizontal	N/A
4744.000	-50.21	4.06	-13.0	-37.21	226.00	Vertical	Horizontal	Pass
14368.925	-43.16	12.11	-13.0	-30.16	196.00	Vertical	Horizontal	Pass
19347.499	-40.97	18.52	-13.0	-27.97	124.00	Vertical	Horizontal	Pass

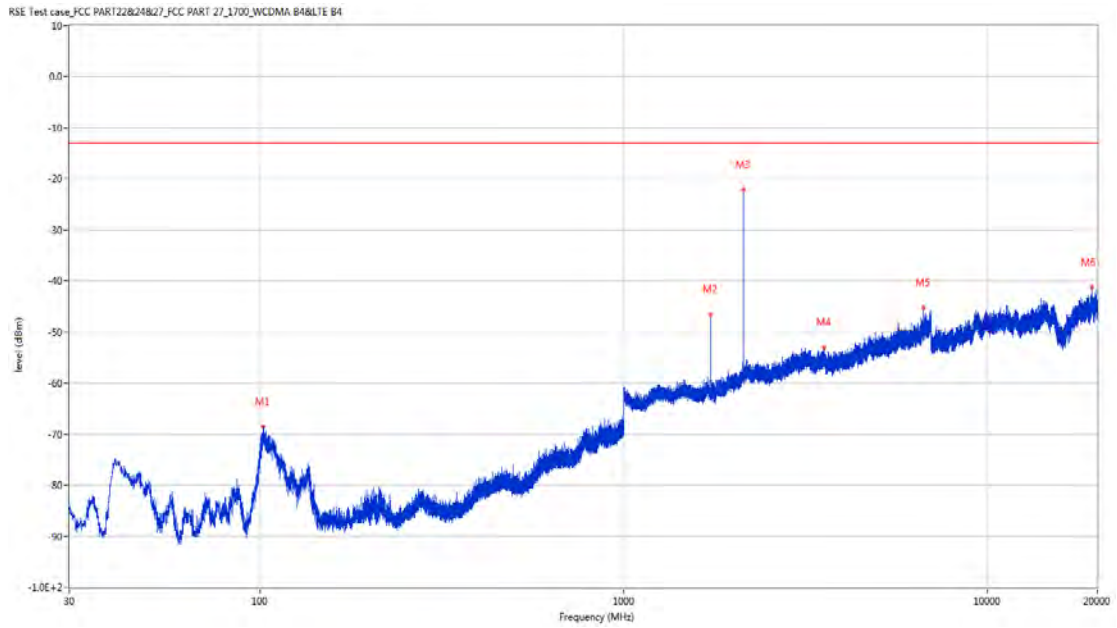
6.2 WCDMA Band 4 Middle Channel

RSE-H&H WCDMA Band 4 CH1412



Frequency (MHz)	Result (dBm)	Factor (dB)	PK Limit (dBm)	Over Limit (dB)	Table (o)	ANT	EUT	Verdict
39.943	-71.42	-18.87	-13.0	-58.42	121.00	Horizontal	Horizontal	Pass
1733.600	-46.97	-5.69	-13.0	-33.97	119.00	Horizontal	Horizontal	N/A
2132.400	-22.48	-3.75	-13.0	-9.48	181.00	Horizontal	Horizontal	N/A
4192.200	-52.59	2.52	-13.0	-39.59	107.00	Horizontal	Horizontal	Pass
10745.263	-44.50	11.34	-13.0	-31.50	54.00	Horizontal	Horizontal	Pass
19320.312	-41.34	18.92	-13.0	-28.34	242.00	Horizontal	Horizontal	Pass

RSE-H&V WCDMA Band 4 CH1412



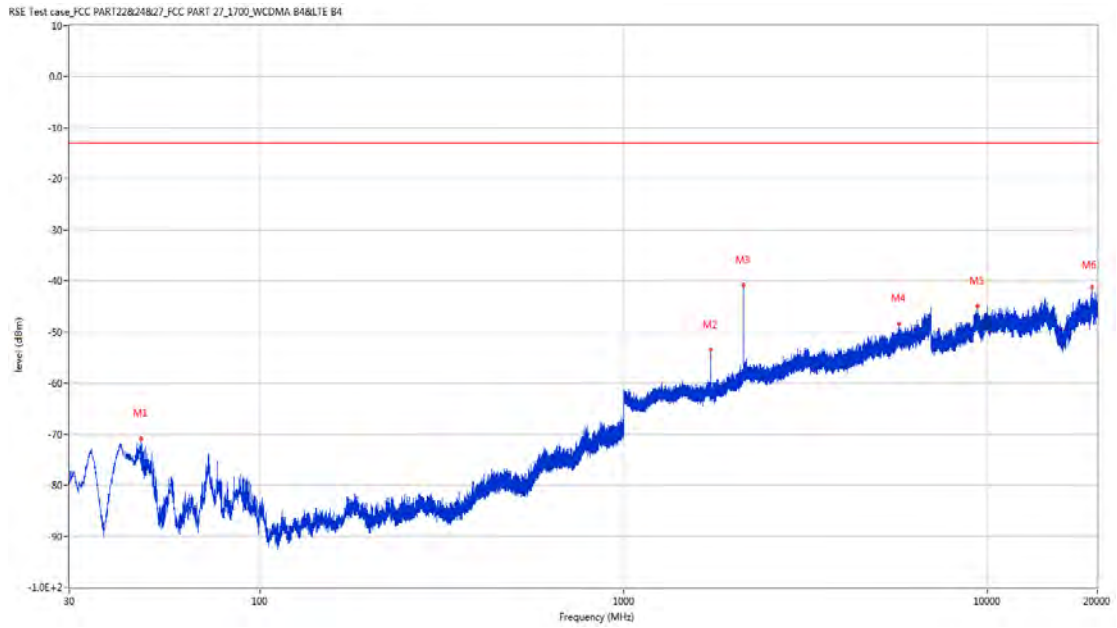
Frequency (MHz)	Result (dBm)	Factor (dB)	PK Limit (dBm)	Over Limit (dB)	Table (o)	ANT	EUT	Verdict
102.265	-68.61	-22.27	-13.0	-55.61	51.00	Horizontal	Vertical	Pass
1733.600	-46.56	-5.69	-13.0	-33.56	169.00	Horizontal	Vertical	N/A
2132.600	-22.08	-3.76	-13.0	-9.08	169.00	Horizontal	Vertical	N/A
3551.400	-52.98	2.16	-13.0	-39.98	274.00	Horizontal	Vertical	Pass
6674.400	-45.29	7.65	-13.0	-32.29	330.00	Horizontal	Vertical	Pass
19327.199	-41.33	18.87	-13.0	-28.33	132.00	Horizontal	Vertical	Pass

RSE-V&V WCDMA Band 4 CH1412



Frequency (MHz)	Result (dBm)	Factor (dB)	PK Limit (dBm)	Over Limit (dB)	Table (o)	ANT	EUT	Verdict
49.400	-69.89	-16.28	-13.0	-56.89	312.00	Vertical	Vertical	Pass
1733.600	-49.75	-5.69	-13.0	-36.75	88.00	Vertical	Vertical	N/A
2133.500	-39.42	-3.78	-13.0	-26.42	178.00	Vertical	Vertical	N/A
3474.000	-52.76	1.71	-13.0	-39.76	108.00	Vertical	Vertical	Pass
5496.800	-49.04	4.87	-13.0	-36.04	208.00	Vertical	Vertical	Pass
19311.974	-41.50	18.86	-13.0	-28.50	187.00	Vertical	Vertical	Pass

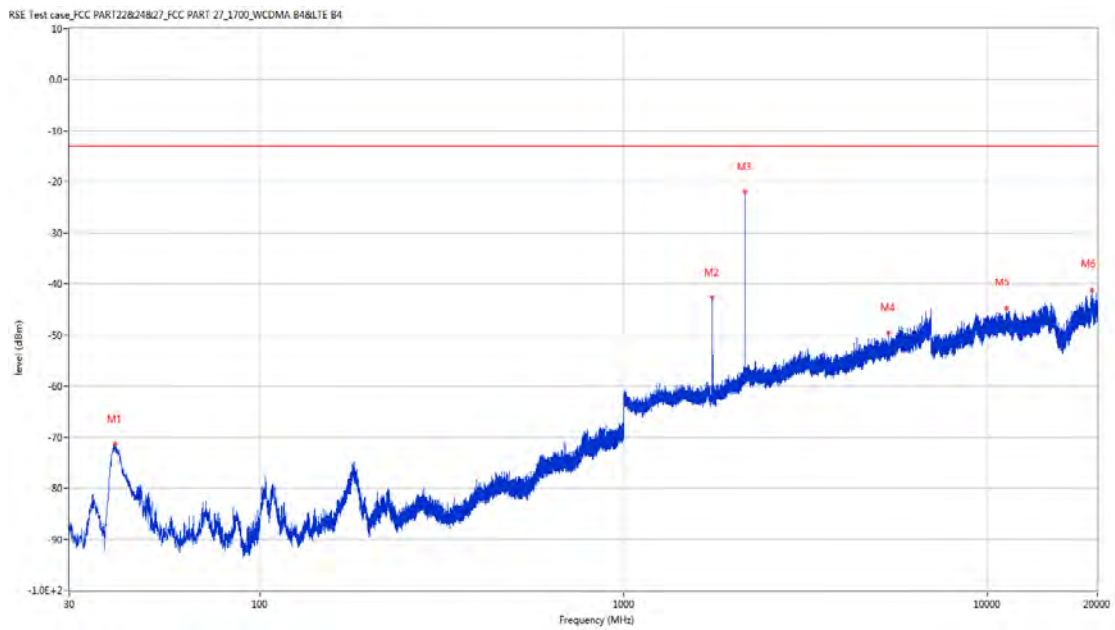
RSE-V&H WCDMA Band 4 CH1412



Frequency (MHz)	Result (dBm)	Factor (dB)	PK Limit (dBm)	Over Limit (dB)	Table (o)	ANT	EUT	Verdict
47.266	-70.81	-17.44	-13.0	-57.81	123.00	Vertical	Horizontal	Pass
1733.500	-53.56	-5.68	-13.0	-40.56	0.00	Vertical	Horizontal	N/A
2131.300	-40.82	-3.75	-13.0	-27.82	126.00	Vertical	Horizontal	N/A
5693.000	-48.34	5.76	-13.0	-35.34	111.00	Vertical	Horizontal	Pass
9387.688	-44.87	11.42	-13.0	-31.87	349.00	Vertical	Horizontal	Pass
19340.249	-41.34	18.78	-13.0	-28.34	175.00	Vertical	Horizontal	Pass

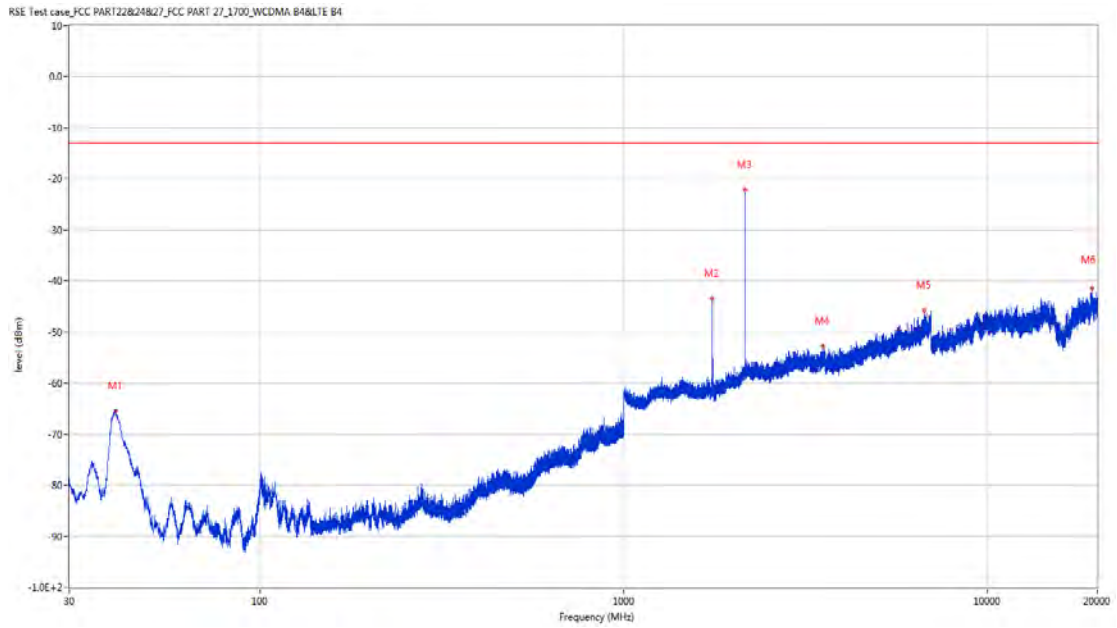
6.3 WCDMA Band 4 High Channel

RSE-H&H WCDMA Band 4 CH1513



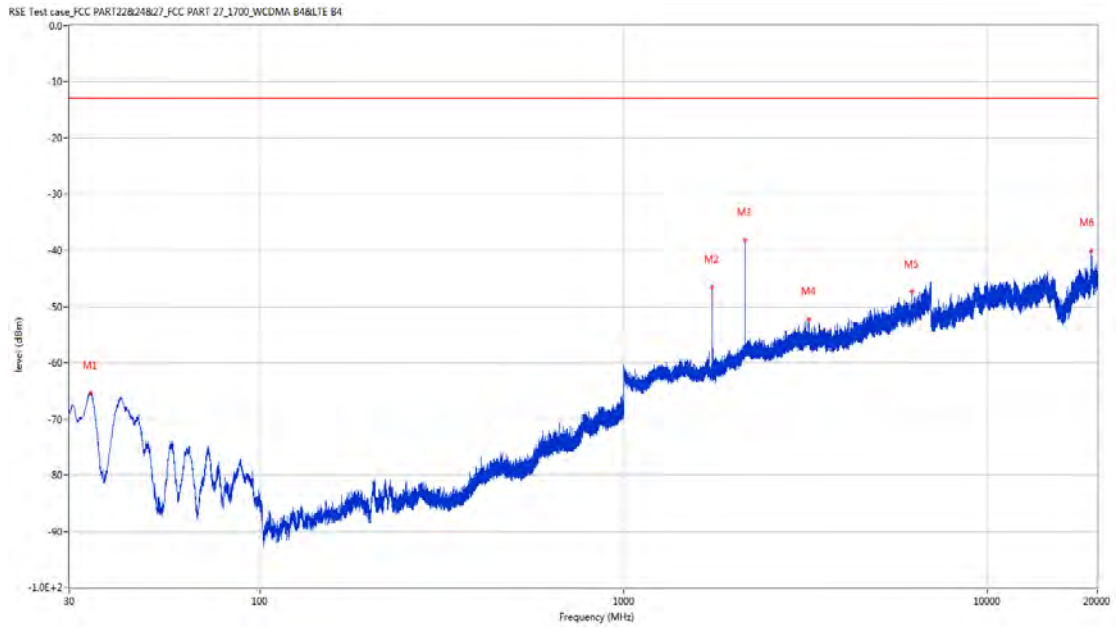
Frequency (MHz)	Result (dBm)	Factor (dB)	PK Limit (dBm)	Over Limit (dB)	Table (o)	ANT	EUT	Verdict
39.991	-71.36	-18.85	-13.0	-58.36	161.00	Horizontal	Horizontal	Pass
1751.200	-42.68	-5.82	-13.0	-29.68	323.00	Horizontal	Horizontal	N/A
2152.100	-22.00	-3.15	-13.0	-9.00	162.00	Horizontal	Horizontal	N/A
5345.600	-49.51	3.60	-13.0	-36.51	301.00	Horizontal	Horizontal	Pass
11270.237	-44.82	12.17	-13.0	-31.82	269.00	Horizontal	Horizontal	Pass
19294.212	-41.24	18.53	-13.0	-28.24	13.00	Horizontal	Horizontal	Pass

RSE-H&V WCDMA Band 4 CH1513



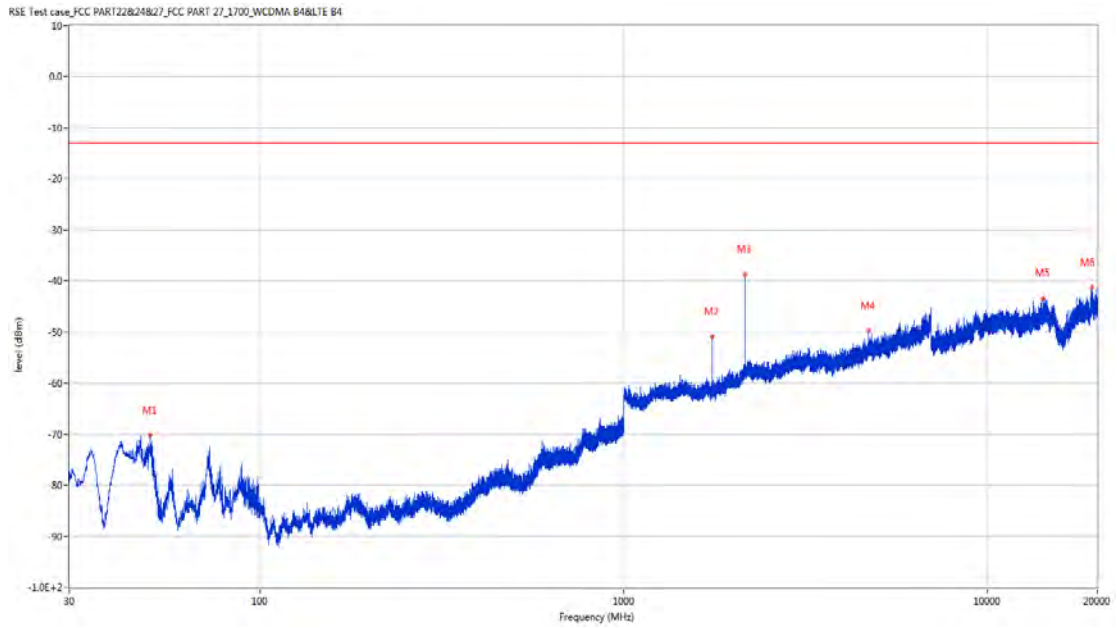
Frequency (MHz)	Result (dBm)	Factor (dB)	PK Limit (dBm)	Over Limit (dB)	Table (o)	ANT	EUT	Verdict
40.185	-65.43	-18.70	-13.0	-52.43	101.00	Horizontal	Vertical	Pass
1751.500	-43.49	-5.82	-13.0	-30.49	350.00	Horizontal	Vertical	N/A
2153.900	-22.08	-3.06	-13.0	-9.08	184.00	Horizontal	Vertical	N/A
3524.200	-52.63	2.53	-13.0	-39.63	157.00	Horizontal	Vertical	Pass
6680.400	-45.73	7.71	-13.0	-32.73	101.00	Horizontal	Vertical	Pass
19328.651	-41.44	18.86	-13.0	-28.44	49.00	Horizontal	Vertical	Pass

RSE-V&V WCDMA Band 4 CH1513



Frequency (MHz)	Result (dBm)	Factor (dB)	PK Limit (dBm)	Over Limit (dB)	Table (o)	ANT	EUT	Verdict
34.316	-65.42	-19.15	-13.0	-52.42	308.00	Vertical	Vertical	Pass
1751.300	-46.58	-5.82	-13.0	-33.58	69.00	Vertical	Vertical	N/A
2151.400	-38.20	-3.20	-13.0	-25.20	132.00	Vertical	Vertical	N/A
3230.600	-52.27	2.42	-13.0	-39.27	101.00	Vertical	Vertical	Pass
6203.600	-47.43	5.29	-13.0	-34.43	55.00	Vertical	Vertical	Pass
19287.325	-40.12	18.25	-13.0	-27.12	149.00	Vertical	Vertical	Pass

RSE-V&H WCDMA Band 4 CH1513

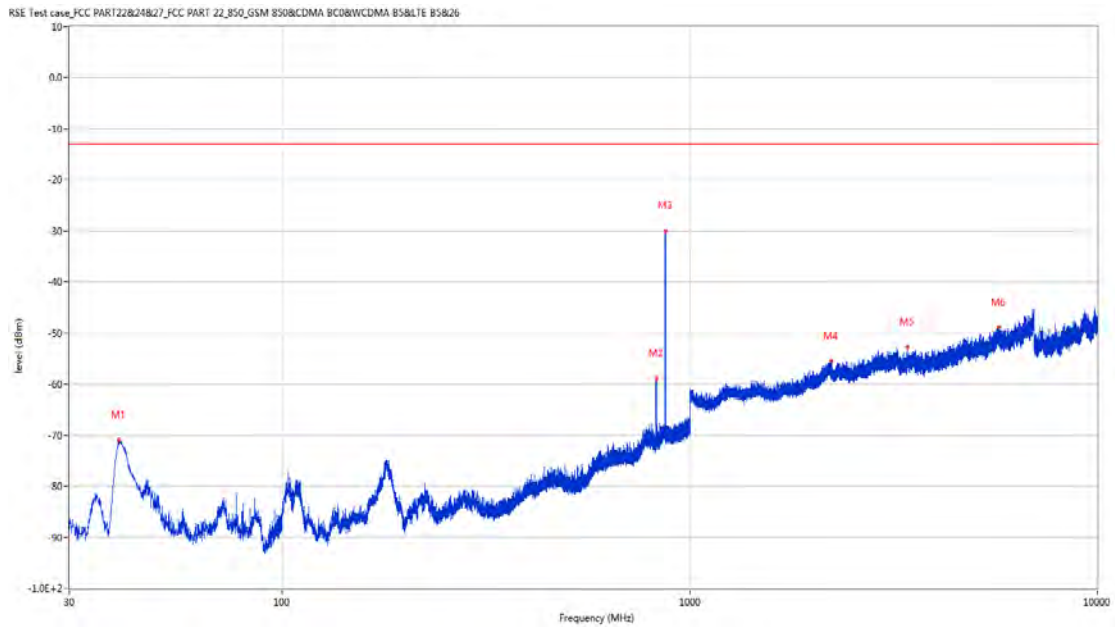


Frequency (MHz)	Result (dBm)	Factor (dB)	PK Limit (dBm)	Over Limit (dB)	Table (o)	ANT	EUT	Verdict
50.031	-70.27	-15.99	-13.0	-57.27	167.00	Vertical	Horizontal	Pass
1751.000	-50.87	-5.82	-13.0	-37.87	360.00	Vertical	Horizontal	N/A
2151.800	-38.60	-3.17	-13.0	-25.60	135.00	Vertical	Horizontal	N/A
4714.800	-49.73	3.91	-13.0	-36.73	188.00	Vertical	Horizontal	Pass
14186.588	-43.37	12.47	-13.0	-30.37	115.00	Vertical	Horizontal	Pass
19367.438	-41.34	17.80	-13.0	-28.34	236.00	Vertical	Horizontal	Pass

7 WCDMA Band 5

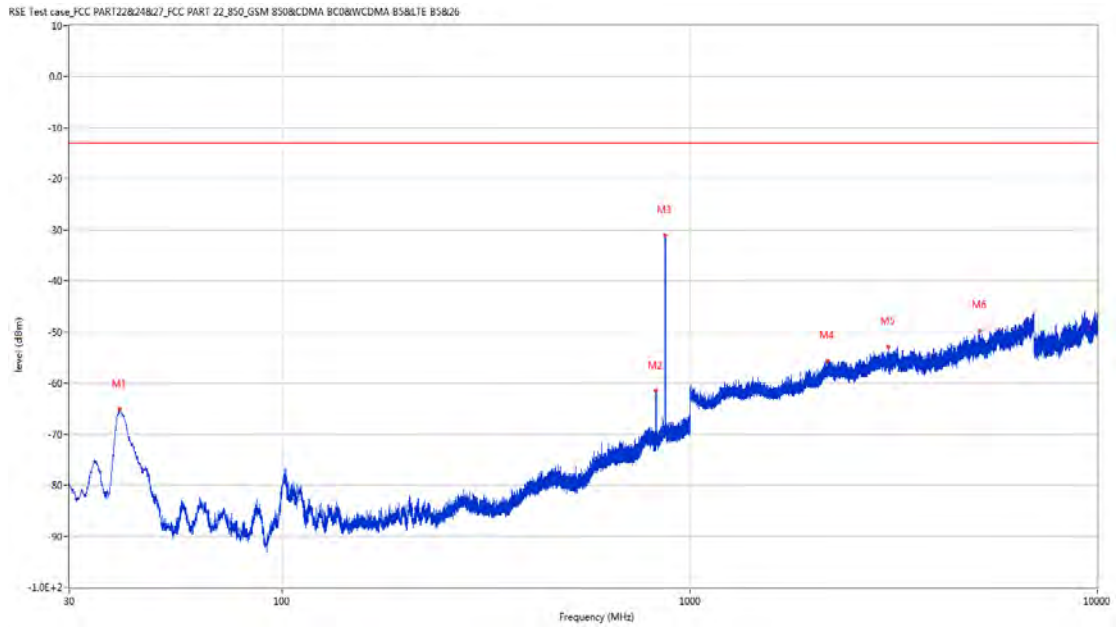
7.1 WCDMA Band 5 Low Channel

RSE-H&H WCDMA Band 5 CH4132



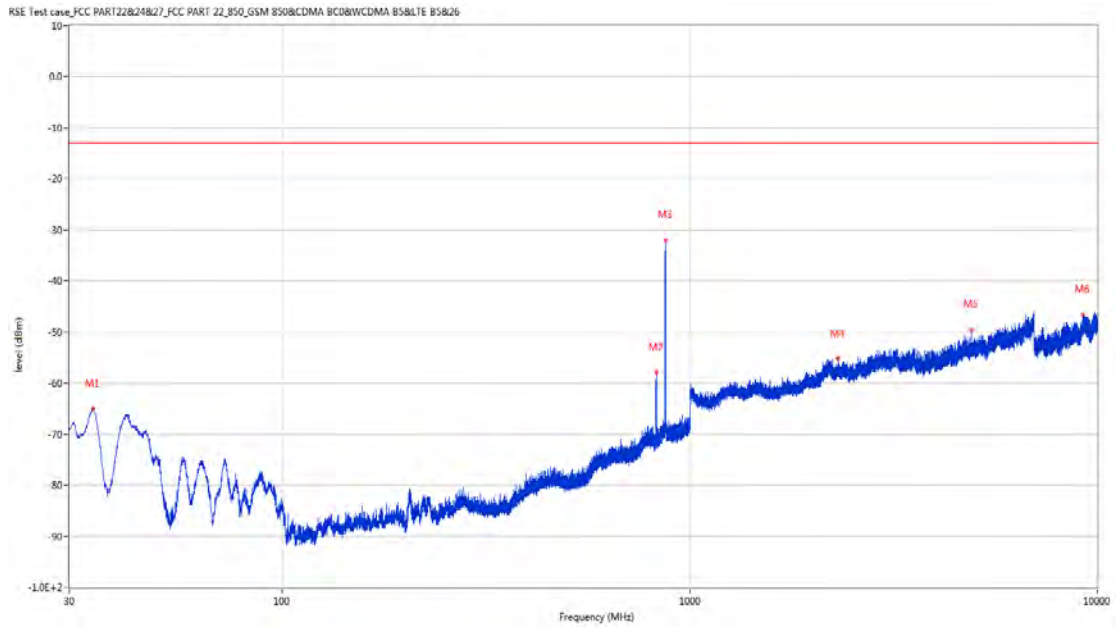
Frequency (MHz)	Result (dBm)	Factor (dB)	PK Limit (dBm)	Over Limit (dB)	Table (o)	ANT	EUT	Verdict
39.651	-70.89	-19.01	-13.0	-57.89	122.00	Horizontal	Horizontal	Pass
826.661	-58.77	0.67	-13.0	-45.77	78.00	Horizontal	Horizontal	N/A
872.591	-29.98	1.76	-13.0	-16.98	224.00	Horizontal	Horizontal	N/A
2223.600	-55.48	-2.41	-13.0	-42.48	93.00	Horizontal	Horizontal	Pass
3414.600	-52.74	1.64	-13.0	-39.74	276.00	Horizontal	Horizontal	Pass
5727.400	-48.85	5.65	-13.0	-35.85	206.00	Horizontal	Horizontal	Pass

RSE-H&V WCDMA Band 5 CH4132



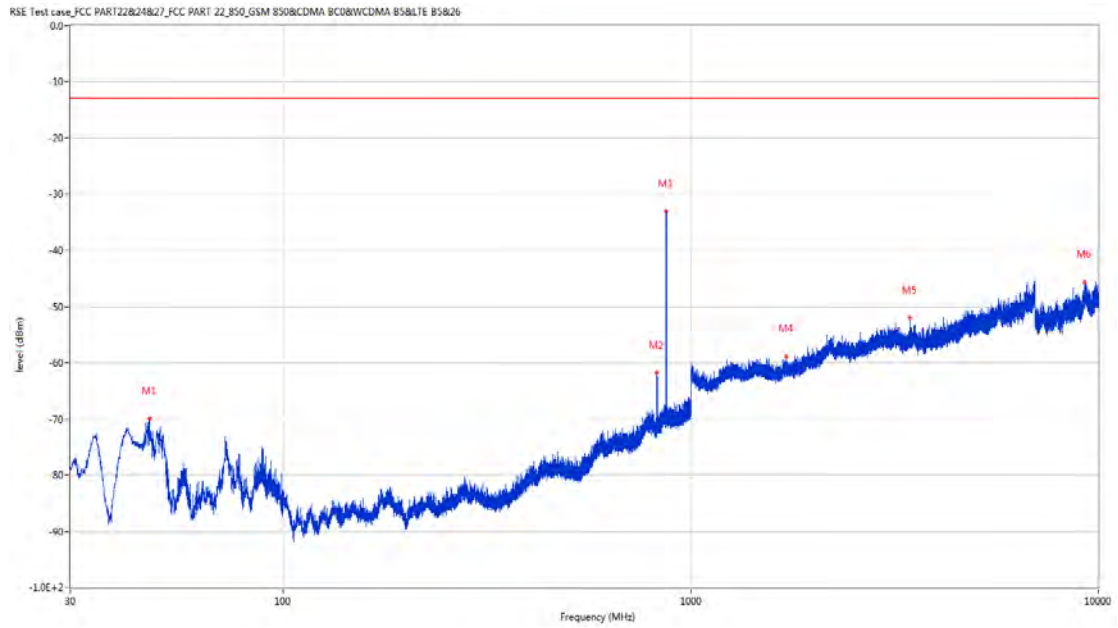
Frequency (MHz)	Result (dBm)	Factor (dB)	PK Limit (dBm)	Over Limit (dB)	Table (o)	ANT	EUT	Verdict
39.943	-65.16	-18.90	-13.0	-52.16	133.00	Horizontal	Vertical	Pass
825.497	-61.46	0.64	-13.0	-48.46	1.00	Horizontal	Vertical	N/A
869.923	-31.05	1.75	-13.0	-18.05	248.00	Horizontal	Vertical	N/A
2171.900	-55.61	-2.52	-13.0	-42.61	79.00	Horizontal	Vertical	Pass
3067.000	-52.80	1.75	-13.0	-39.80	133.00	Horizontal	Vertical	Pass
5139.400	-49.64	4.20	-13.0	-36.64	360.00	Horizontal	Vertical	Pass

RSE-V&V WCDMA Band 5 CH4132



Frequency (MHz)	Result (dBm)	Factor (dB)	PK Limit (dBm)	Over Limit (dB)	Table (o)	ANT	EUT	Verdict
34.268	-64.92	-19.11	-13.0	-51.92	330.00	Vertical	Vertical	Pass
826.661	-57.86	0.67	-13.0	-44.86	193.00	Vertical	Vertical	N/A
872.009	-31.96	1.77	-13.0	-18.96	250.00	Vertical	Vertical	N/A
2307.100	-55.25	-2.31	-13.0	-42.25	172.00	Vertical	Vertical	Pass
4917.400	-49.52	4.62	-13.0	-36.52	295.00	Vertical	Vertical	Pass
9196.000	-46.55	10.63	-13.0	-33.55	184.00	Vertical	Vertical	Pass

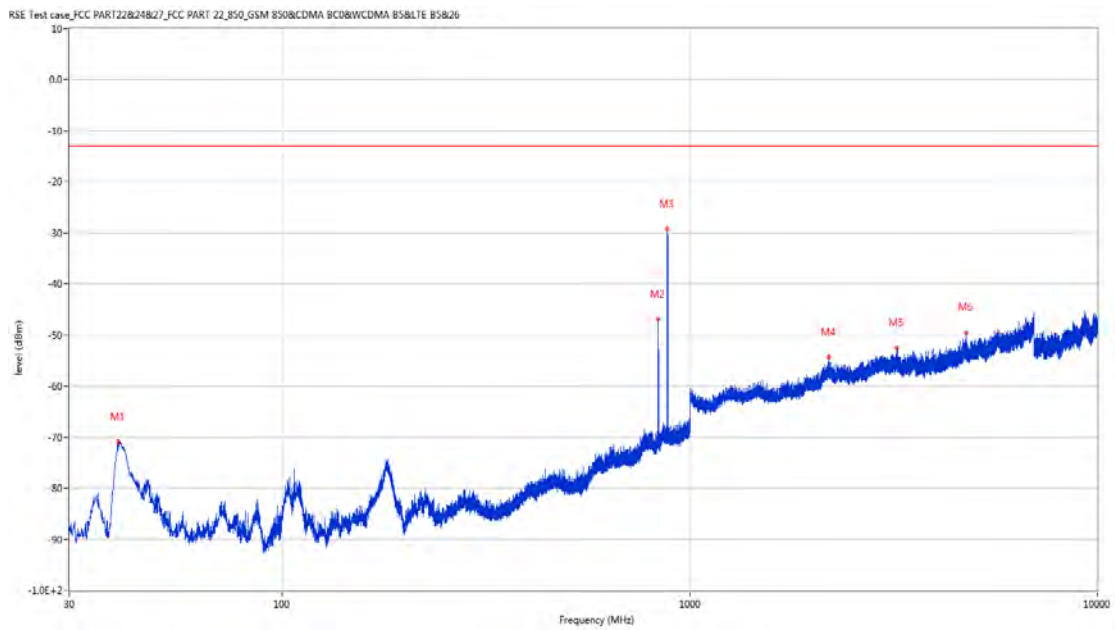
RSE-V&H WCDMA Band 5 CH4132



Frequency (MHz)	Result (dBm)	Factor (dB)	PK Limit (dBm)	Over Limit (dB)	Table (o)	ANT	EUT	Verdict
46.926	-69.96	-17.61	-13.0	-56.96	109.00	Vertical	Horizontal	Pass
825.594	-61.83	0.64	-13.0	-48.83	220.00	Vertical	Horizontal	N/A
870.068	-33.10	1.76	-13.0	-20.10	235.00	Vertical	Horizontal	N/A
1716.200	-58.97	-6.64	-13.0	-45.97	258.00	Vertical	Horizontal	Pass
3449.800	-52.06	1.19	-13.0	-39.06	273.00	Vertical	Horizontal	Pass
9261.850	-45.66	11.15	-13.0	-32.66	134.00	Vertical	Horizontal	Pass

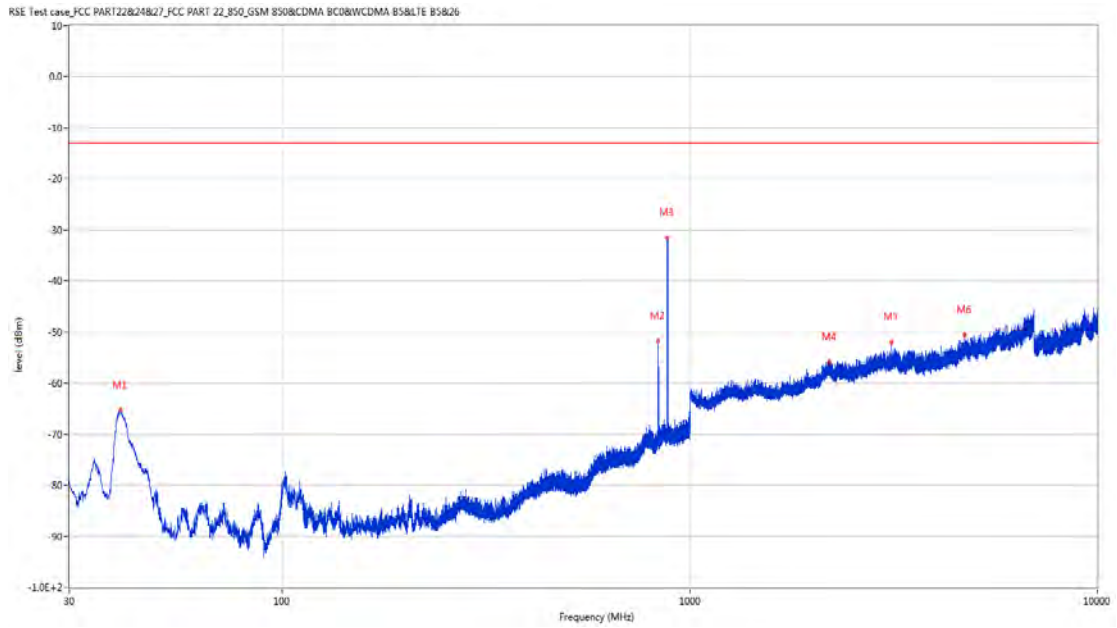
7.2 WCDMA Band 5 Middle Channel

RSE-H&H WCDMA Band 5 CH4182



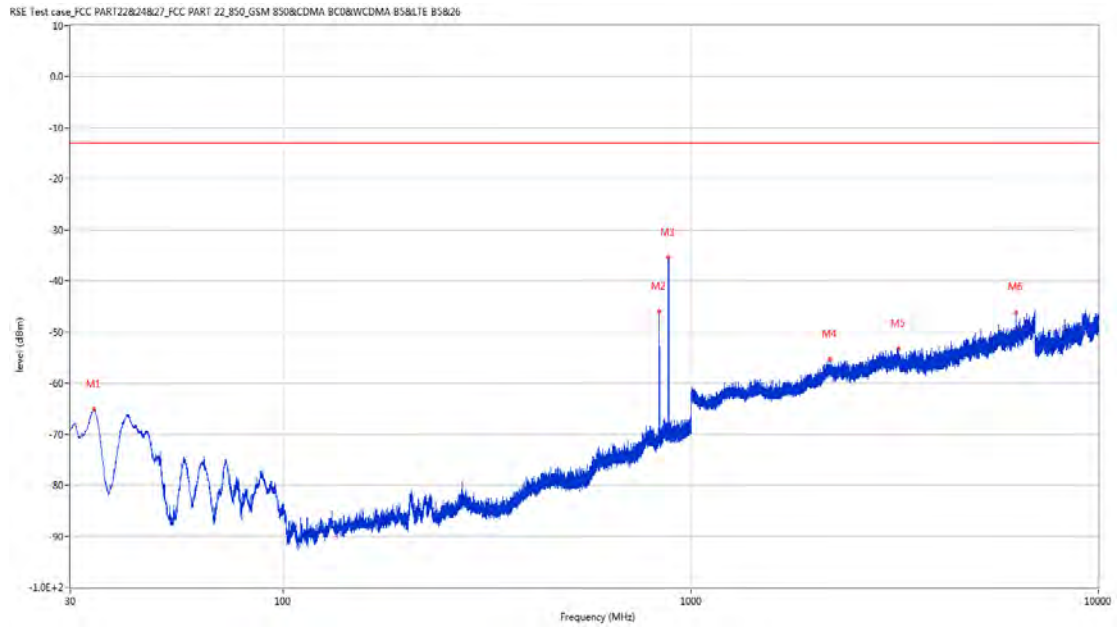
Frequency (MHz)	Result (dBm)	Factor (dB)	PK Limit (dBm)	Over Limit (dB)	Table (o)	ANT	EUT	Verdict
39.506	-70.87	-19.06	-13.0	-57.87	124.00	Horizontal	Horizontal	Pass
836.798	-46.92	0.93	-13.0	-33.92	77.00	Horizontal	Horizontal	N/A
880.060	-29.21	1.70	-13.0	-16.21	247.00	Horizontal	Horizontal	N/A
2192.500	-54.38	-2.82	-13.0	-41.38	52.00	Horizontal	Horizontal	Pass
3218.800	-52.53	2.52	-13.0	-39.53	308.00	Horizontal	Horizontal	Pass
4756.000	-49.47	4.18	-13.0	-36.47	199.00	Horizontal	Horizontal	Pass

RSE-H&V WCDMA Band 5 CH4182



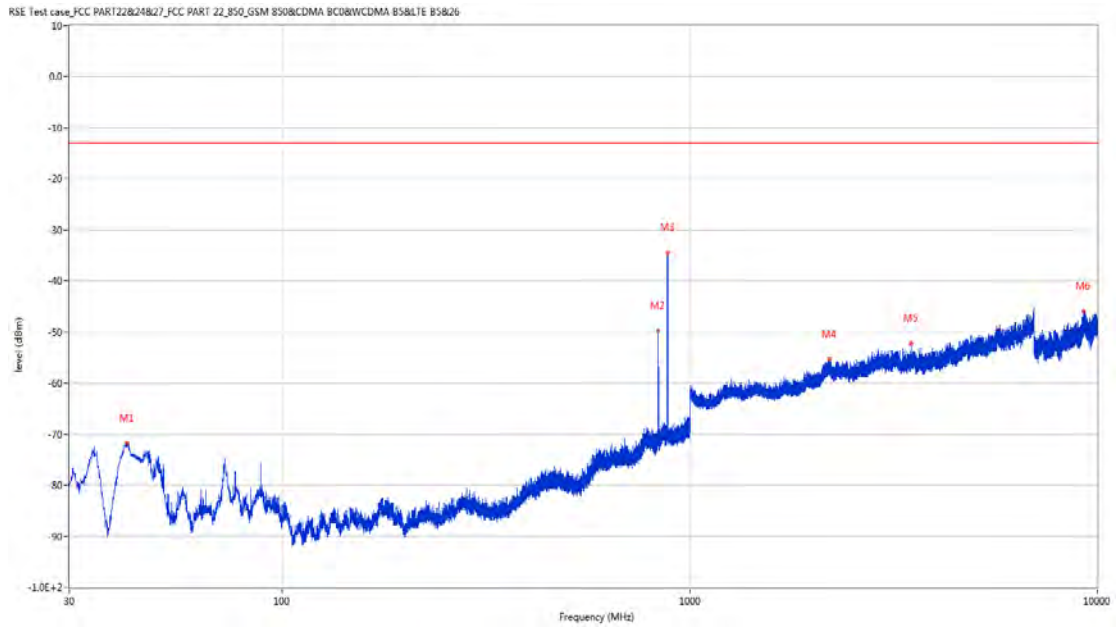
Frequency (MHz)	Result (dBm)	Factor (dB)	PK Limit (dBm)	Over Limit (dB)	Table (o)	ANT	EUT	Verdict
39.991	-65.27	-18.88	-13.0	-52.27	125.00	Horizontal	Vertical	Pass
836.700	-51.73	0.93	-13.0	-38.73	360.00	Horizontal	Vertical	N/A
880.836	-31.57	1.71	-13.0	-18.57	252.00	Horizontal	Vertical	N/A
2203.100	-55.88	-2.38	-13.0	-42.88	323.00	Horizontal	Vertical	Pass
3121.400	-52.04	0.93	-13.0	-39.04	111.00	Horizontal	Vertical	Pass
4727.000	-50.60	4.01	-13.0	-37.60	180.00	Horizontal	Vertical	Pass

RSE-V&V WCDMA Band 5 CH4182



Frequency (MHz)	Result (dBm)	Factor (dB)	PK Limit (dBm)	Over Limit (dB)	Table (o)	ANT	EUT	Verdict
34.268	-65.11	-19.11	-13.0	-52.11	360.00	Vertical	Vertical	Pass
836.700	-45.89	0.93	-13.0	-32.89	51.00	Vertical	Vertical	N/A
879.865	-35.31	1.69	-13.0	-22.31	237.00	Vertical	Vertical	N/A
2196.100	-55.31	-2.58	-13.0	-42.31	73.00	Vertical	Vertical	Pass
3230.400	-53.26	2.45	-13.0	-40.26	248.00	Vertical	Vertical	Pass
6288.800	-46.19	6.90	-13.0	-33.19	300.00	Vertical	Vertical	Pass

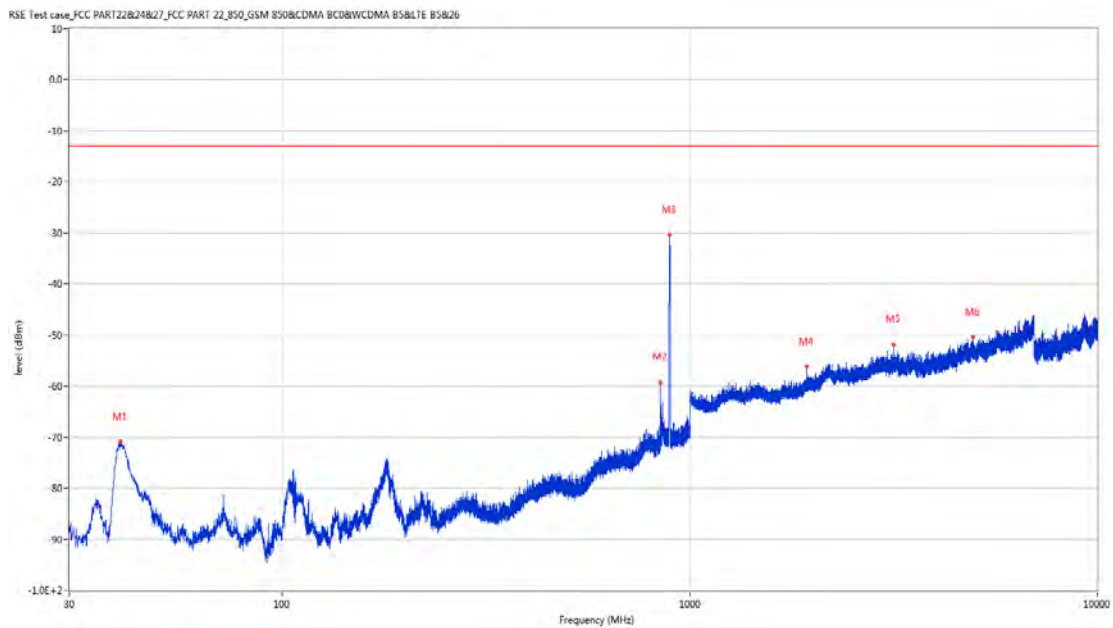
RSE-V&H WCDMA Band 5 CH4182



Frequency (MHz)	Result (dBm)	Factor (dB)	PK Limit (dBm)	Over Limit (dB)	Table (o)	ANT	EUT	Verdict
41.592	-71.71	-18.08	-13.0	-58.71	86.00	Vertical	Horizontal	Pass
836.604	-49.65	0.93	-13.0	-36.65	0.00	Vertical	Horizontal	N/A
882.242	-34.47	1.72	-13.0	-21.47	259.00	Vertical	Horizontal	N/A
2207.100	-55.41	-2.47	-13.0	-42.41	4.00	Vertical	Horizontal	Pass
3491.200	-52.17	2.20	-13.0	-39.17	317.00	Vertical	Horizontal	Pass
9263.500	-45.91	11.16	-13.0	-32.91	181.00	Vertical	Horizontal	Pass

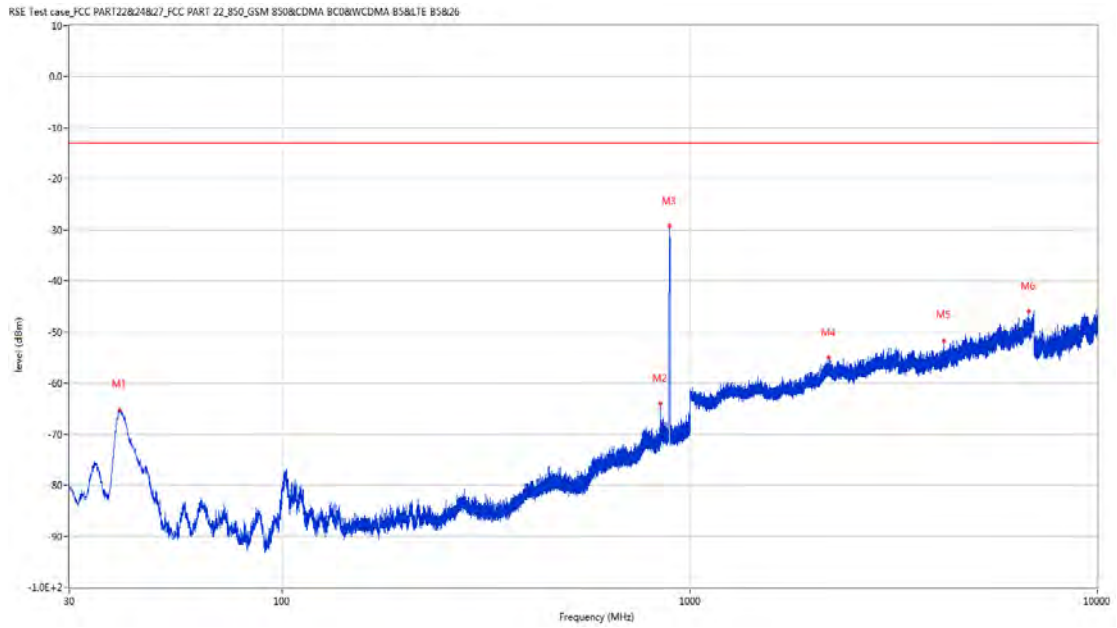
7.3 WCDMA Band 5 High Channel

RSE-H&H WCDMA Band 5 CH4233



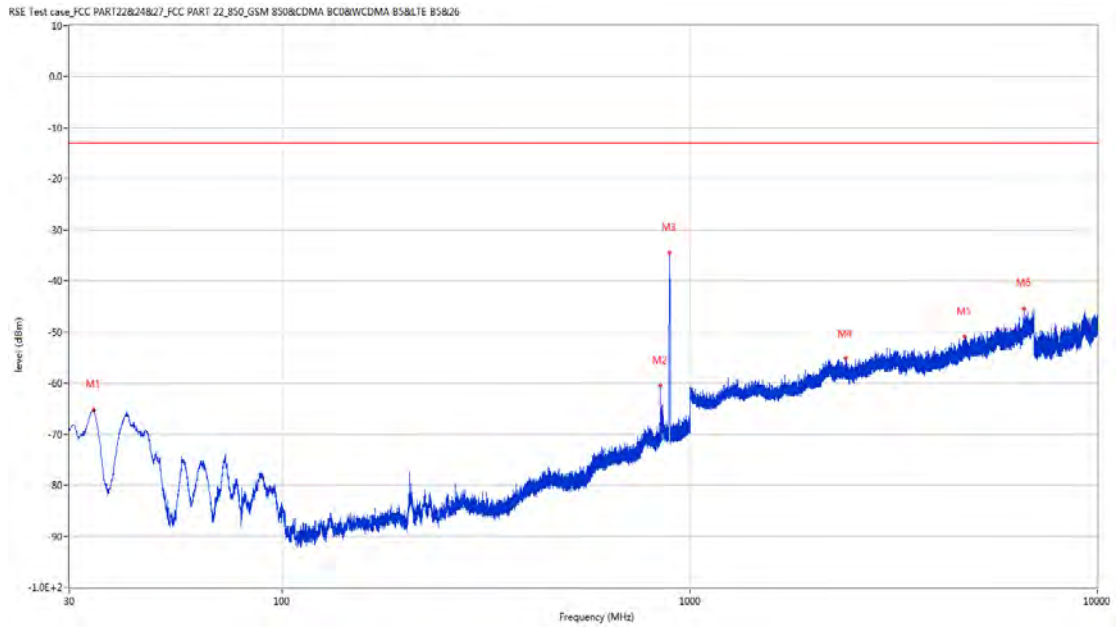
Frequency (MHz)	Result (dBm)	Factor (dB)	PK Limit (dBm)	Over Limit (dB)	Table (o)	ANT	EUT	Verdict
40.039	-70.86	-18.85	-13.0	-57.86	133.00	Horizontal	Horizontal	Pass
847.273	-59.26	1.48	-13.0	-46.26	103.00	Horizontal	Horizontal	N/A
890.244	-30.38	1.77	-13.0	-17.38	238.00	Horizontal	Horizontal	N/A
1935.500	-56.14	-5.25	-13.0	-43.14	21.00	Horizontal	Horizontal	Pass
3161.600	-51.79	1.58	-13.0	-38.79	98.00	Horizontal	Horizontal	Pass
4943.600	-50.41	4.17	-13.0	-37.41	335.00	Horizontal	Horizontal	Pass

RSE-H&V WCDMA Band 5 CH4233



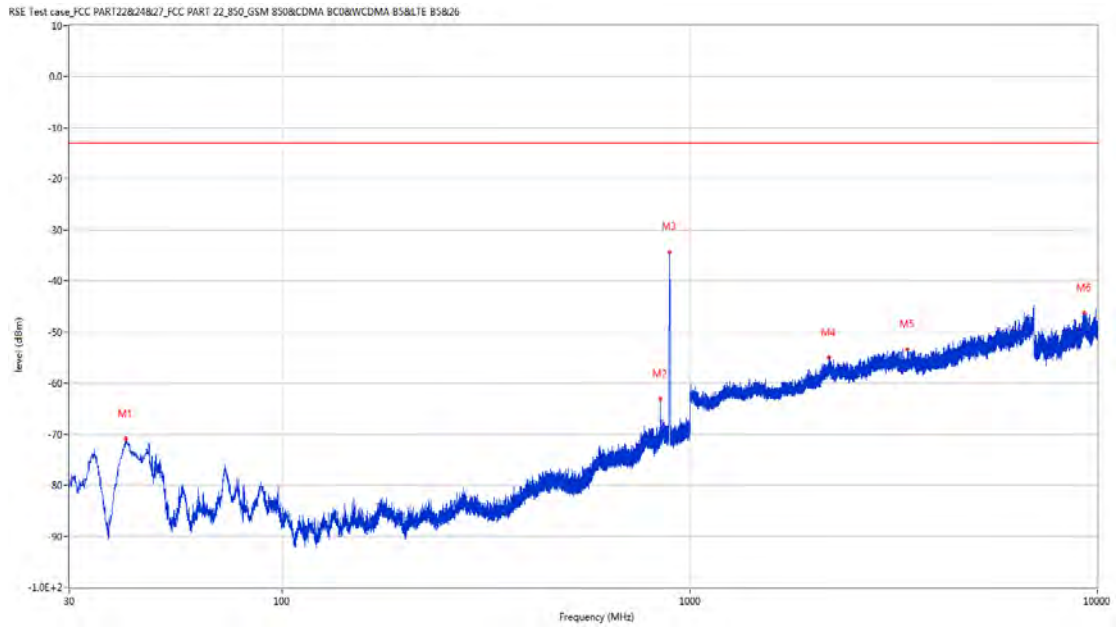
Frequency (MHz)	Result (dBm)	Factor (dB)	PK Limit (dBm)	Over Limit (dB)	Table (o)	ANT	EUT	Verdict
39.943	-65.20	-18.90	-13.0	-52.20	119.00	Horizontal	Vertical	Pass
847.031	-63.99	1.47	-13.0	-50.99	196.00	Horizontal	Vertical	N/A
892.912	-29.27	1.71	-13.0	-16.27	241.00	Horizontal	Vertical	N/A
2191.800	-55.02	-2.79	-13.0	-42.02	6.00	Horizontal	Vertical	Pass
4210.000	-51.72	2.33	-13.0	-38.72	25.00	Horizontal	Vertical	Pass
6792.000	-45.96	8.20	-13.0	-32.96	309.00	Horizontal	Vertical	Pass

RSE-V&V WCDMA Band 5 CH4233



Frequency (MHz)	Result (dBm)	Factor (dB)	PK Limit (dBm)	Over Limit (dB)	Table (o)	ANT	EUT	Verdict
34.462	-65.19	-19.07	-13.0	-52.19	297.00	Vertical	Vertical	Pass
846.934	-60.49	1.46	-13.0	-47.49	31.00	Vertical	Vertical	N/A
892.670	-34.42	1.72	-13.0	-21.42	253.00	Vertical	Vertical	N/A
2409.600	-55.23	-2.86	-13.0	-42.23	167.00	Vertical	Vertical	Pass
4721.800	-50.88	4.11	-13.0	-37.88	135.00	Vertical	Vertical	Pass
6607.400	-45.35	8.00	-13.0	-32.35	160.00	Vertical	Vertical	Pass

RSE-V&H WCDMA Band 5 CH4233



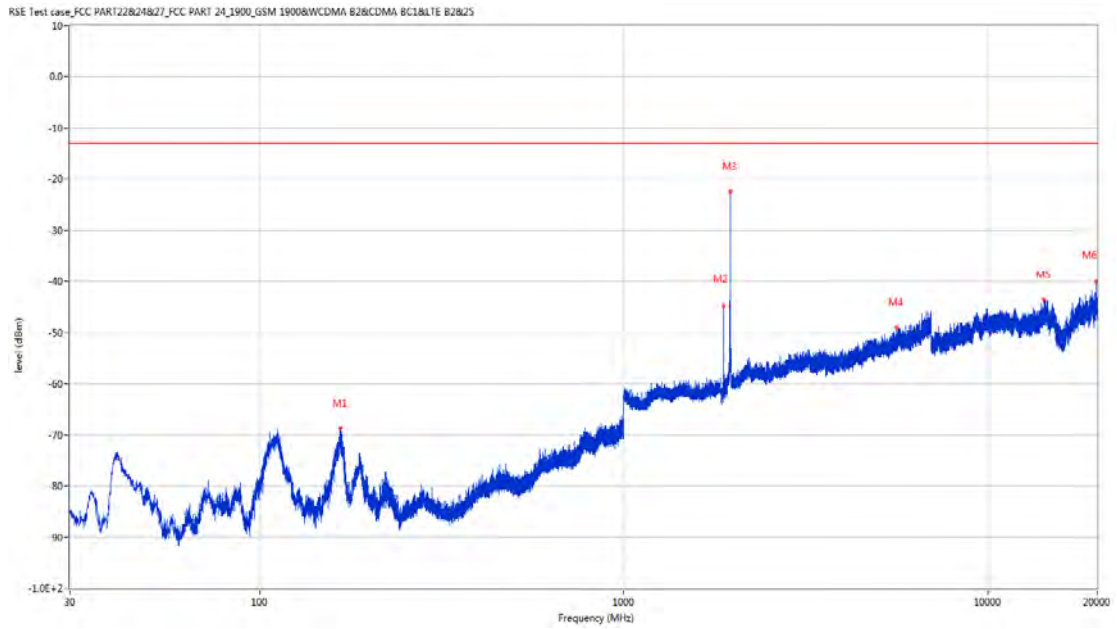
Frequency (MHz)	Result (dBm)	Factor (dB)	PK Limit (dBm)	Over Limit (dB)	Table (o)	ANT	EUT	Verdict
41.252	-70.97	-18.15	-13.0	-57.97	132.00	Vertical	Horizontal	Pass
847.322	-63.17	1.49	-13.0	-50.17	14.00	Vertical	Horizontal	N/A
890.050	-34.27	1.80	-13.0	-21.27	249.00	Vertical	Horizontal	N/A
2191.300	-55.02	-2.77	-13.0	-42.02	131.00	Vertical	Horizontal	Pass
3424.000	-53.31	1.90	-13.0	-40.31	103.00	Vertical	Horizontal	Pass
9296.650	-46.23	11.70	-13.0	-33.23	-1.00	Vertical	Horizontal	Pass

LTE

8 LTE Band 2

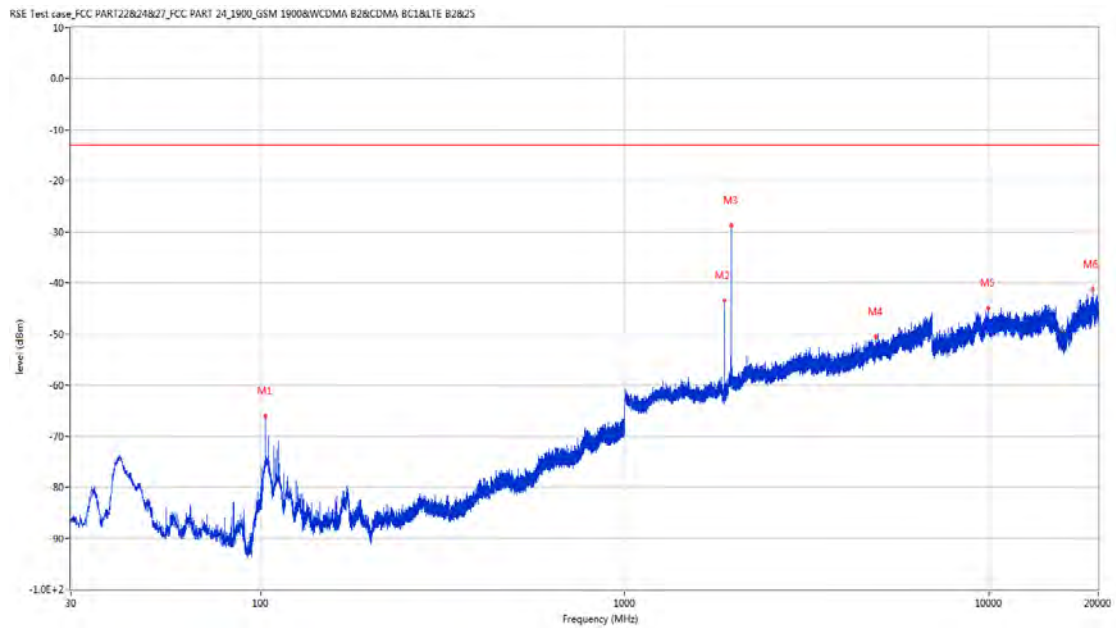
8.1 LTE Band 2 BW1.4, Middle Channel

RSE-H&H LTE Band 2 BW1.4 CH18900



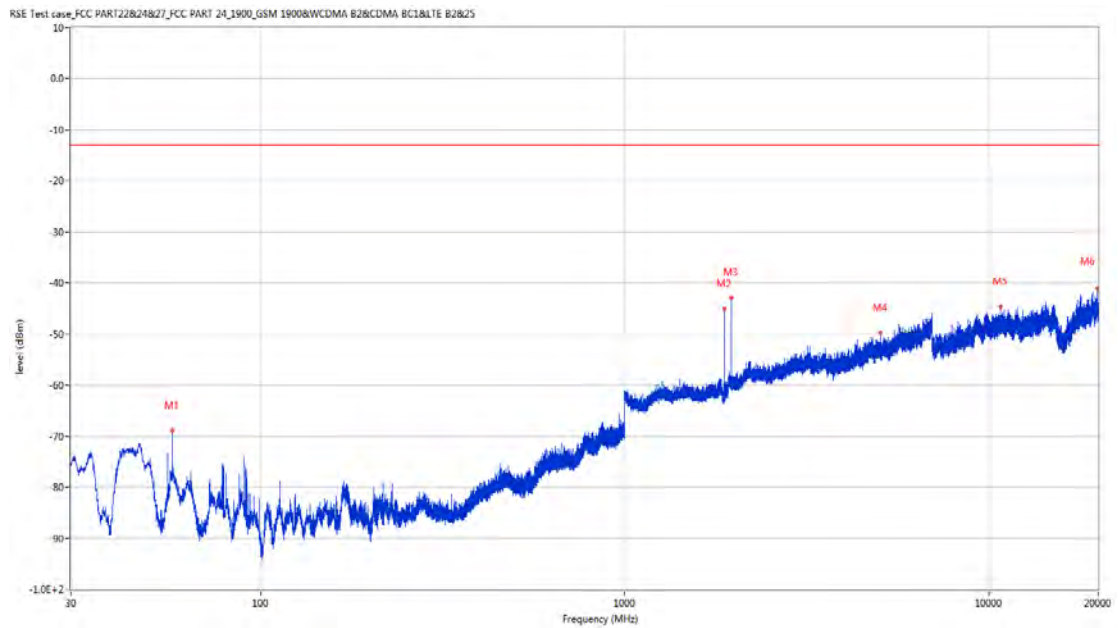
Frequency (MHz)	Result (dBm)	Factor (dB)	PK Limit (dBm)	Over Limit (dB)	Table (o)	ANT	EUT	Verdict
166.479	-68.79	-16.43	-13.0	-55.79	48.00	Horizontal	Horizontal	Pass
1880.000	-44.83	-5.79	-13.0	-31.83	131.00	Horizontal	Horizontal	N/A
1960.000	-22.42	-5.30	-13.0	-9.42	149.00	Horizontal	Horizontal	N/A
5624.600	-49.00	5.08	-13.0	-36.00	239.00	Horizontal	Horizontal	Pass
14289.901	-43.68	12.48	-13.0	-30.68	311.00	Horizontal	Horizontal	Pass
19918.801	-40.15	19.61	-13.0	-27.15	259.00	Horizontal	Horizontal	Pass

RSE-H&V LTE Band 2 BW1.4 CH18900



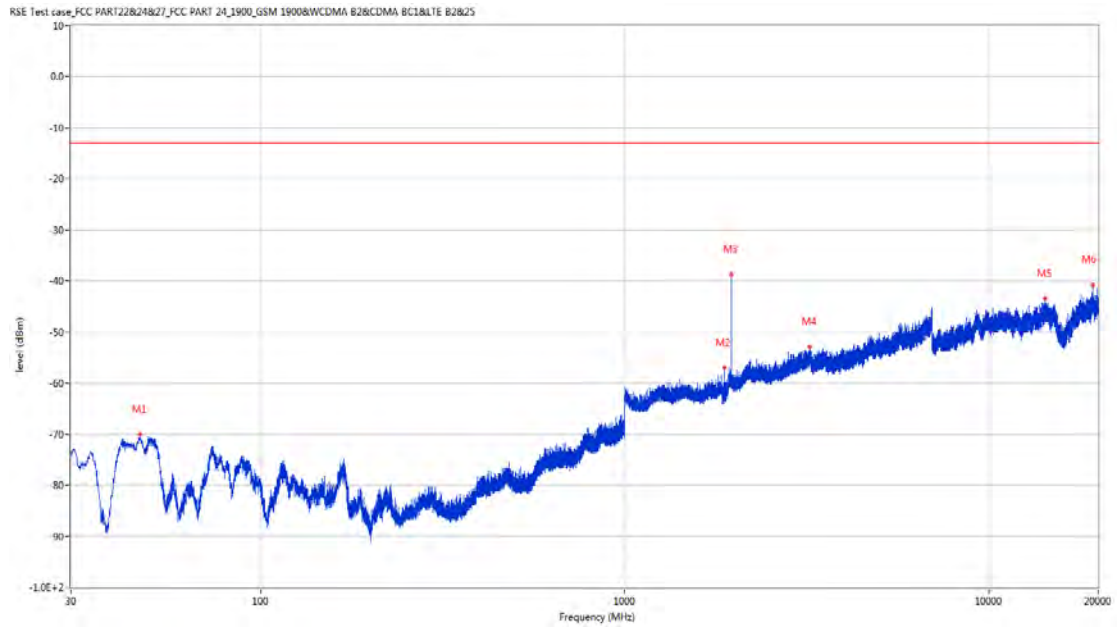
Frequency (MHz)	Result (dBm)	Factor (dB)	PK Limit (dBm)	Over Limit (dB)	Table (o)	ANT	EUT	Verdict
102.896	-66.13	-22.39	-13.0	-53.13	360.00	Horizontal	Vertical	Pass
1879.500	-43.39	-5.80	-13.0	-30.39	354.00	Horizontal	Vertical	N/A
1960.200	-28.74	-5.29	-13.0	-15.74	176.00	Horizontal	Vertical	N/A
4910.000	-50.55	4.57	-13.0	-37.55	358.00	Horizontal	Vertical	Pass
9948.026	-44.93	11.58	-13.0	-31.93	284.00	Horizontal	Vertical	Pass
19300.739	-41.27	18.77	-13.0	-28.27	292.00	Horizontal	Vertical	Pass

RSE-V&V LTE Band 2 BW1.4 CH18900



Frequency (MHz)	Result (dBm)	Factor (dB)	PK Limit (dBm)	Over Limit (dB)	Table (o)	ANT	EUT	Verdict
56.966	-68.94	-17.96	-13.0	-55.94	266.00	Vertical	Vertical	Pass
1879.500	-45.13	-5.80	-13.0	-32.13	80.00	Vertical	Vertical	N/A
1959.800	-42.95	-5.31	-13.0	-29.95	133.00	Vertical	Vertical	N/A
5044.200	-49.79	3.96	-13.0	-36.79	212.00	Vertical	Vertical	Pass
10767.400	-44.66	11.40	-13.0	-31.66	285.00	Vertical	Vertical	Pass
19917.349	-41.04	19.54	-13.0	-28.04	304.00	Vertical	Vertical	Pass

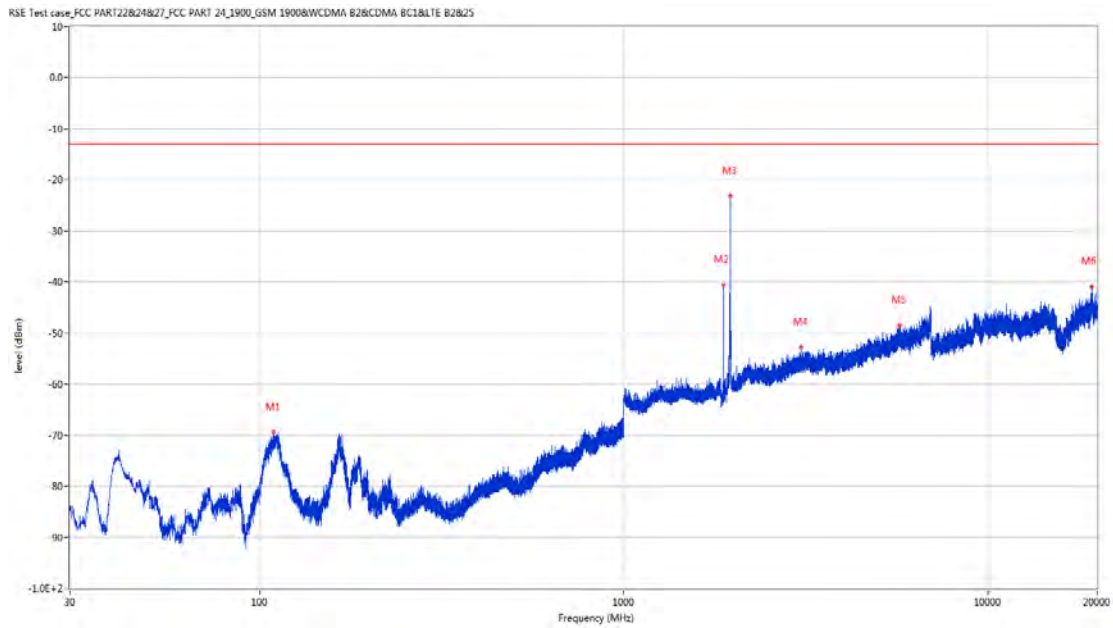
RSE-V&H LTE Band 2 BW1.4 CH18900



Frequency (MHz)	Result (dBm)	Factor (dB)	PK Limit (dBm)	Over Limit (dB)	Table (o)	ANT	EUT	Verdict
46.490	-70.12	-17.81	-13.0	-57.12	81.00	Vertical	Horizontal	Pass
1879.600	-56.97	-5.80	-13.0	-43.97	325.00	Vertical	Horizontal	N/A
1959.900	-38.61	-5.31	-13.0	-25.61	129.00	Vertical	Horizontal	N/A
3230.400	-52.83	2.45	-13.0	-39.83	213.00	Vertical	Horizontal	Pass
14305.849	-43.44	12.43	-13.0	-30.44	94.00	Vertical	Horizontal	Pass
19322.124	-40.75	18.90	-13.0	-27.75	51.00	Vertical	Horizontal	Pass

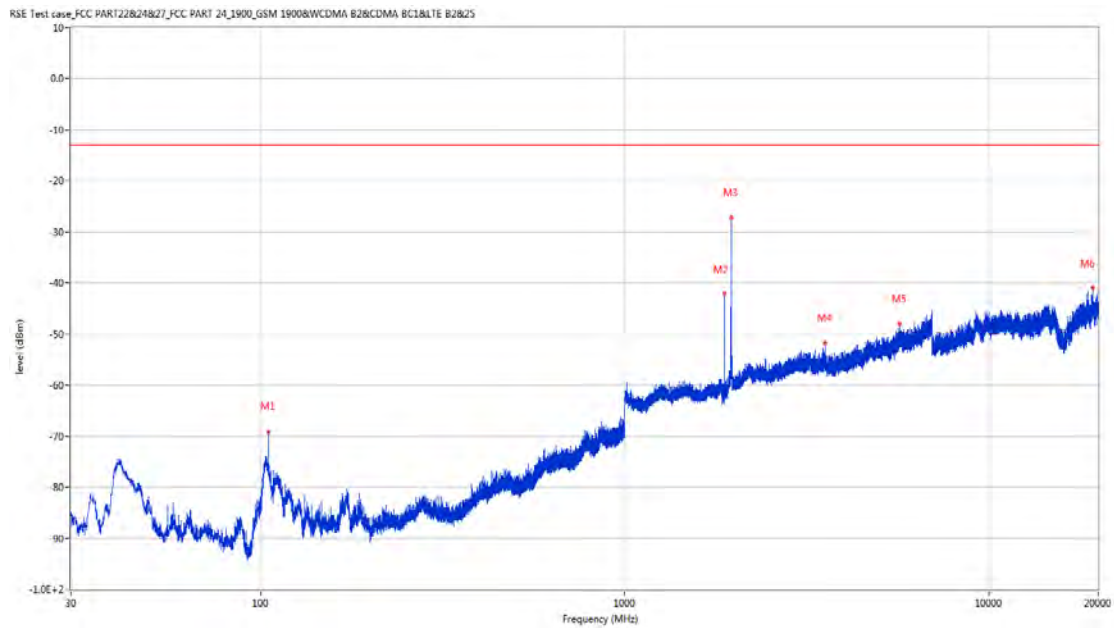
8.2 LTE Band 2 BW3, Middle Channel

RSE-H&H LTE Band 2 BW3 CH18900



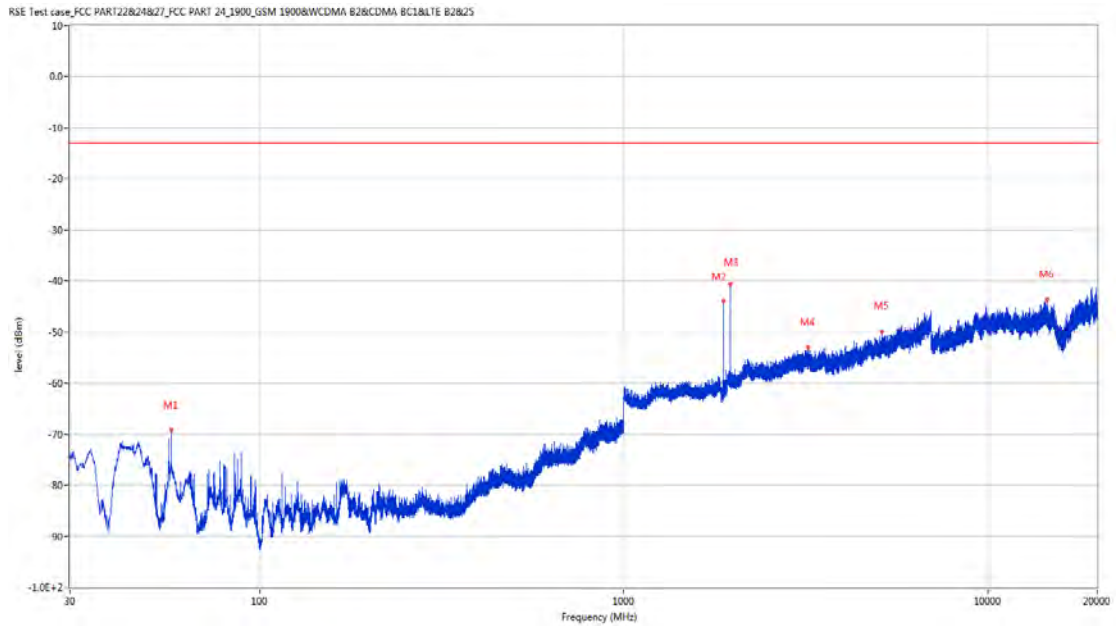
Frequency (MHz)	Result (dBm)	Factor (dB)	PK Limit (dBm)	Over Limit (dB)	Table (o)	ANT	EUT	Verdict
109.152	-69.45	-22.73	-13.0	-56.45	21.00	Horizontal	Horizontal	Pass
1878.600	-40.64	-5.81	-13.0	-27.64	122.00	Horizontal	Horizontal	N/A
1960.700	-23.07	-5.27	-13.0	-10.07	149.00	Horizontal	Horizontal	N/A
3068.800	-52.76	1.54	-13.0	-39.76	154.00	Horizontal	Horizontal	Pass
5738.000	-48.51	5.37	-13.0	-35.51	267.00	Horizontal	Horizontal	Pass
19358.011	-40.99	18.15	-13.0	-27.99	75.00	Horizontal	Horizontal	Pass

RSE-H&V LTE Band 2 BW3 CH18900



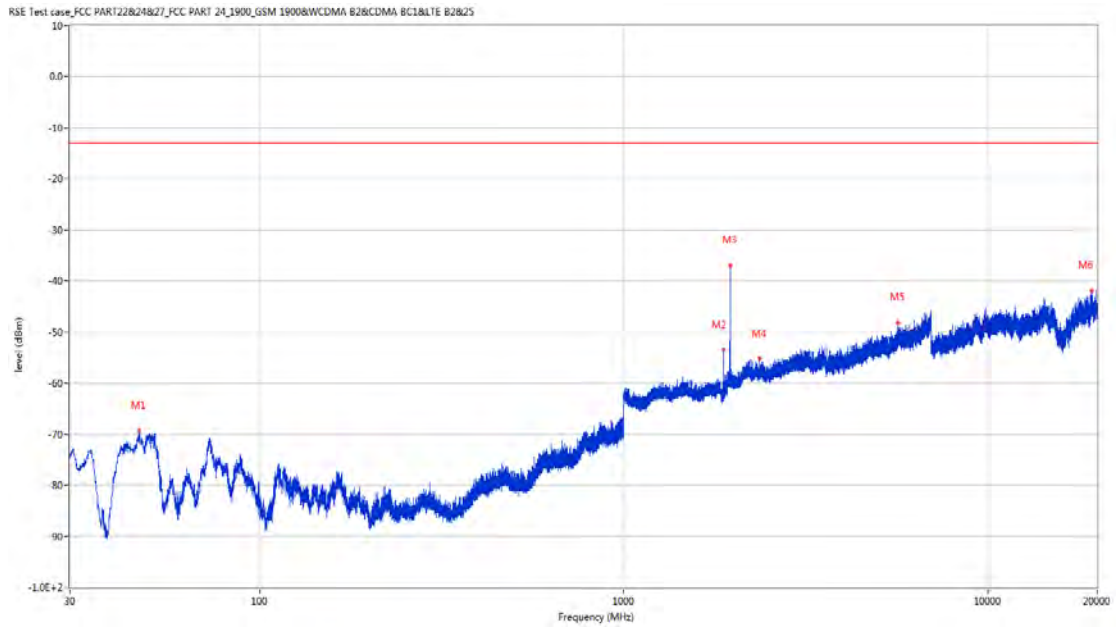
Frequency (MHz)	Result (dBm)	Factor (dB)	PK Limit (dBm)	Over Limit (dB)	Table (o)	ANT	EUT	Verdict
104.836	-69.16	-22.68	-13.0	-56.16	336.00	Horizontal	Vertical	Pass
1878.700	-42.15	-5.81	-13.0	-29.15	350.00	Horizontal	Vertical	N/A
1960.400	-27.22	-5.28	-13.0	-14.22	155.00	Horizontal	Vertical	N/A
3551.800	-51.77	2.15	-13.0	-38.77	180.00	Horizontal	Vertical	Pass
5684.600	-48.12	6.05	-13.0	-35.12	120.00	Horizontal	Vertical	Pass
19335.176	-41.00	18.82	-13.0	-28.00	284.00	Horizontal	Vertical	Pass

RSE-V&V LTE Band 2 BW3 CH18900



Frequency (MHz)	Result (dBm)	Factor (dB)	PK Limit (dBm)	Over Limit (dB)	Table (o)	ANT	EUT	Verdict
57.014	-69.20	-17.97	-13.0	-56.20	285.00	Vertical	Vertical	Pass
1878.700	-44.08	-5.81	-13.0	-31.08	258.00	Vertical	Vertical	N/A
1959.100	-40.60	-5.28	-13.0	-27.60	130.00	Vertical	Vertical	N/A
3209.800	-53.05	2.05	-13.0	-40.05	177.00	Vertical	Vertical	Pass
5121.400	-49.82	4.69	-13.0	-36.82	241.00	Vertical	Vertical	Pass
14604.912	-43.65	11.81	-13.0	-30.65	193.00	Vertical	Vertical	Pass

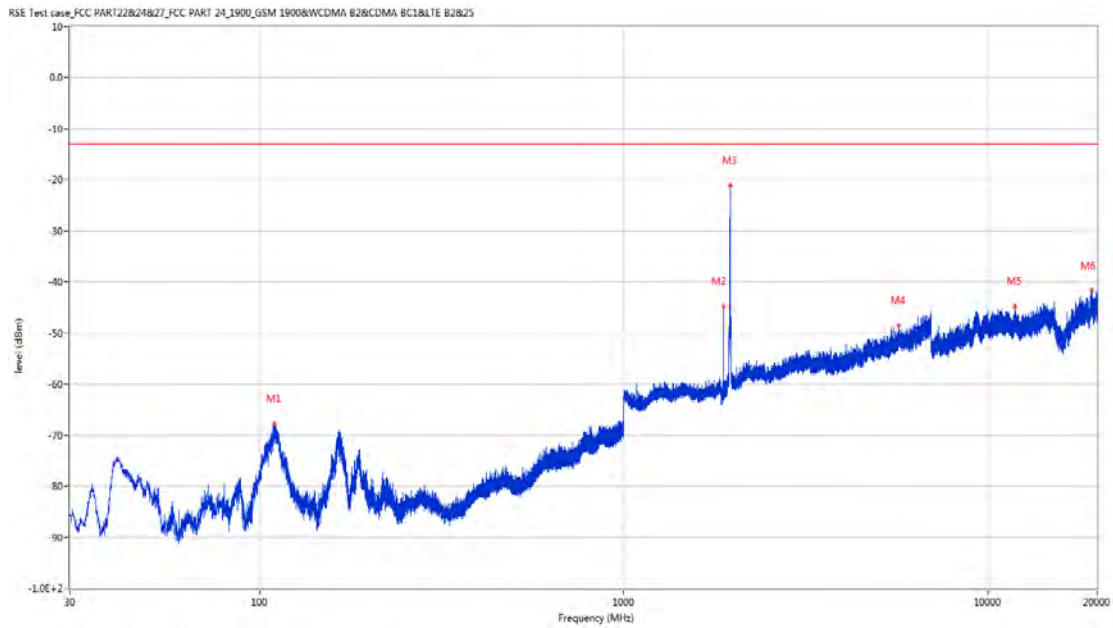
RSE-V&H LTE Band 2 BW3 CH18900



Frequency (MHz)	Result (dBm)	Factor (dB)	PK Limit (dBm)	Over Limit (dB)	Table (o)	ANT	EUT	Verdict
46.393	-69.34	-17.88	-13.0	-56.34	151.00	Vertical	Horizontal	Pass
1878.600	-53.53	-5.81	-13.0	-40.53	346.00	Vertical	Horizontal	N/A
1960.400	-36.91	-5.28	-13.0	-23.91	222.00	Vertical	Horizontal	N/A
2359.000	-55.19	-2.75	-13.0	-42.19	268.00	Vertical	Horizontal	Pass
5662.000	-48.16	5.34	-13.0	-35.16	269.00	Vertical	Horizontal	Pass
19316.324	-42.00	18.89	-13.0	-29.00	354.00	Vertical	Horizontal	Pass

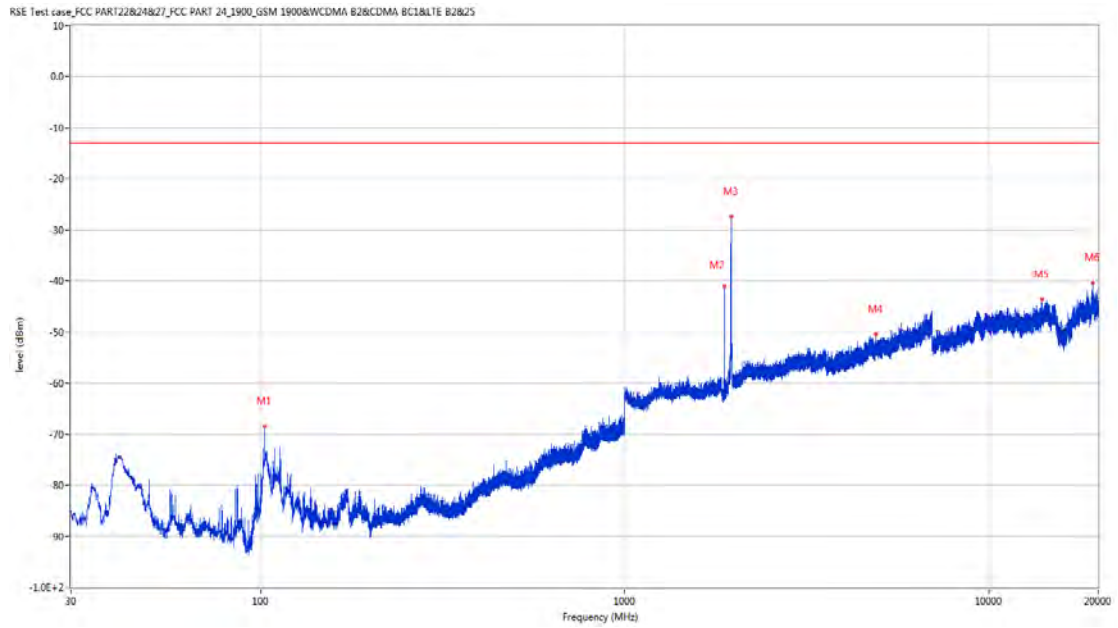
8.3 LTE Band 2 BW5, Middle Channel

RSE-H&H LTE Band 2 BW5 CH18900



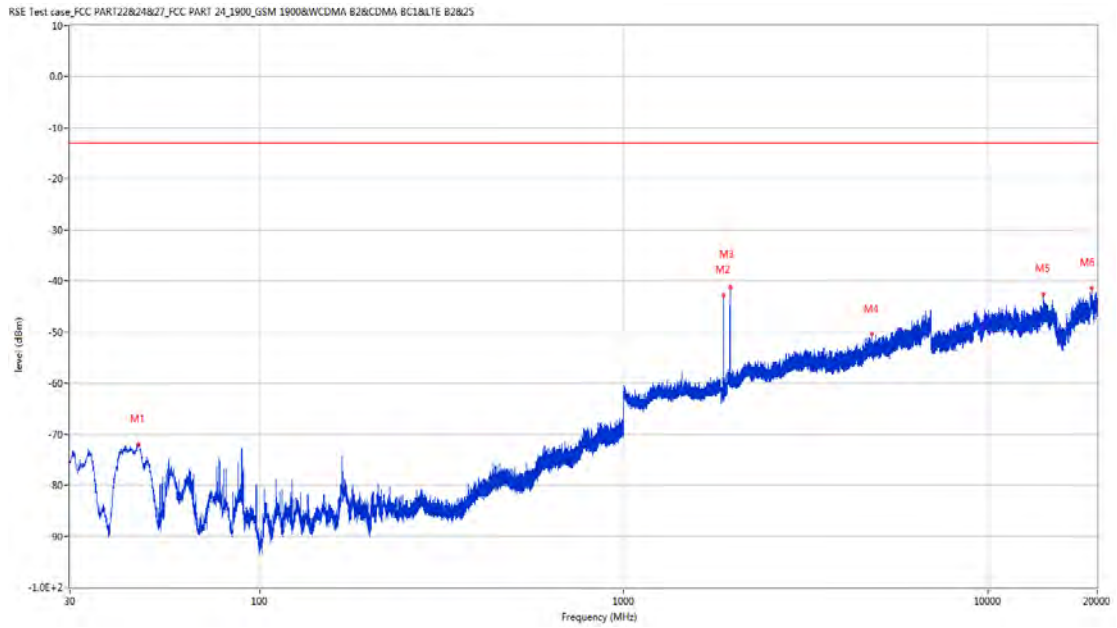
Frequency (MHz)	Result (dBm)	Factor (dB)	PK Limit (dBm)	Over Limit (dB)	Table (o)	ANT	EUT	Verdict
109.346	-67.73	-22.72	-13.0	-54.73	360.00	Horizontal	Horizontal	Pass
1878.300	-44.73	-5.81	-13.0	-31.73	125.00	Horizontal	Horizontal	N/A
1961.800	-21.15	-5.21	-13.0	-8.15	149.00	Horizontal	Horizontal	N/A
5704.800	-48.61	5.53	-13.0	-35.61	71.00	Horizontal	Horizontal	Pass
11908.200	-44.77	13.04	-13.0	-31.77	149.00	Horizontal	Horizontal	Pass
19296.750	-41.64	18.63	-13.0	-28.64	302.00	Horizontal	Horizontal	Pass

RSE-H&V LTE Band 2 BW5 CH18900



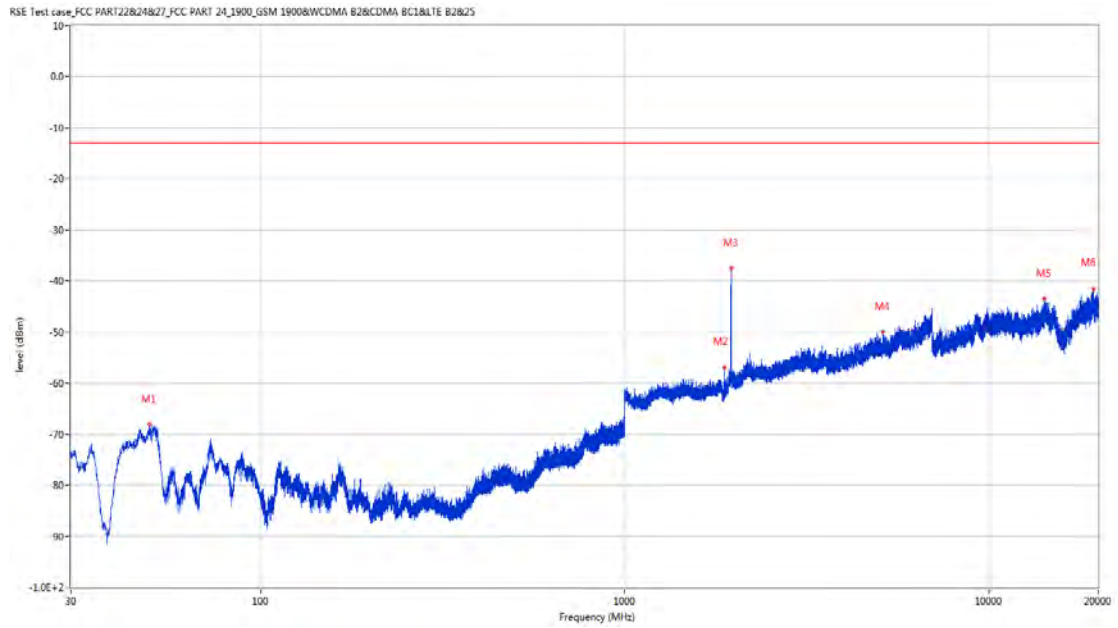
Frequency (MHz)	Result (dBm)	Factor (dB)	PK Limit (dBm)	Over Limit (dB)	Table (o)	ANT	EUT	Verdict
102.313	-68.45	-22.27	-13.0	-55.45	211.00	Horizontal	Vertical	Pass
1877.800	-41.11	-5.82	-13.0	-28.11	343.00	Horizontal	Vertical	N/A
1961.700	-27.37	-5.21	-13.0	-14.37	146.00	Horizontal	Vertical	N/A
4910.200	-50.38	4.60	-13.0	-37.38	136.00	Horizontal	Vertical	Pass
14005.338	-43.60	12.65	-13.0	-30.60	236.00	Horizontal	Vertical	Pass
19298.200	-40.49	18.69	-13.0	-27.49	210.00	Horizontal	Vertical	Pass

RSE-V&V LTE Band 2 BW5 CH18900



Frequency (MHz)	Result (dBm)	Factor (dB)	PK Limit (dBm)	Over Limit (dB)	Table (o)	ANT	EUT	Verdict
46.344	-72.10	-17.92	-13.0	-59.10	33.00	Vertical	Vertical	Pass
1877.700	-42.83	-5.82	-13.0	-29.83	282.00	Vertical	Vertical	N/A
1961.800	-41.29	-5.21	-13.0	-28.29	137.00	Vertical	Vertical	N/A
4802.000	-50.42	4.18	-13.0	-37.42	196.00	Vertical	Vertical	Pass
14194.925	-42.62	12.63	-13.0	-29.62	360.00	Vertical	Vertical	Pass
19310.887	-41.48	18.85	-13.0	-28.48	143.00	Vertical	Vertical	Pass

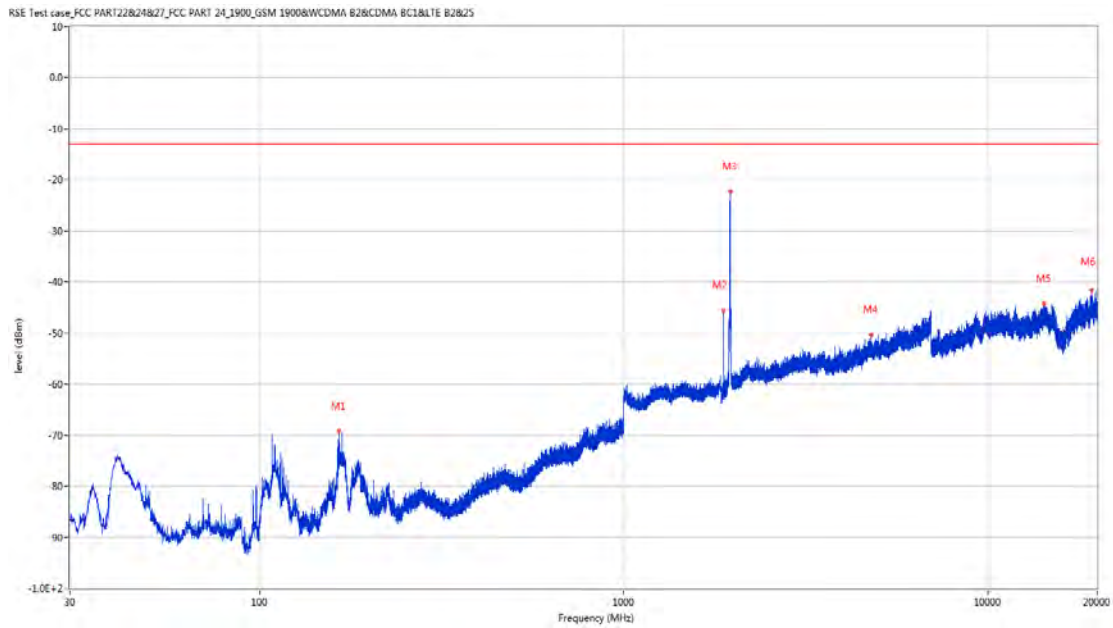
RSE-V&H LTE Band 2 BW5 CH18900



Frequency (MHz)	Result (dBm)	Factor (dB)	PK Limit (dBm)	Over Limit (dB)	Table (o)	ANT	EUT	Verdict
49.303	-68.04	-16.02	-13.0	-55.04	120.00	Vertical	Horizontal	Pass
1878.000	-57.02	-5.81	-13.0	-44.02	341.00	Vertical	Horizontal	N/A
1959.400	-37.46	-5.32	-13.0	-24.46	128.00	Vertical	Horizontal	N/A
5120.400	-49.92	4.57	-13.0	-36.92	130.00	Vertical	Horizontal	Pass
14211.237	-43.47	12.71	-13.0	-30.47	247.00	Vertical	Horizontal	Pass
19387.011	-41.67	17.21	-13.0	-28.67	308.00	Vertical	Horizontal	Pass

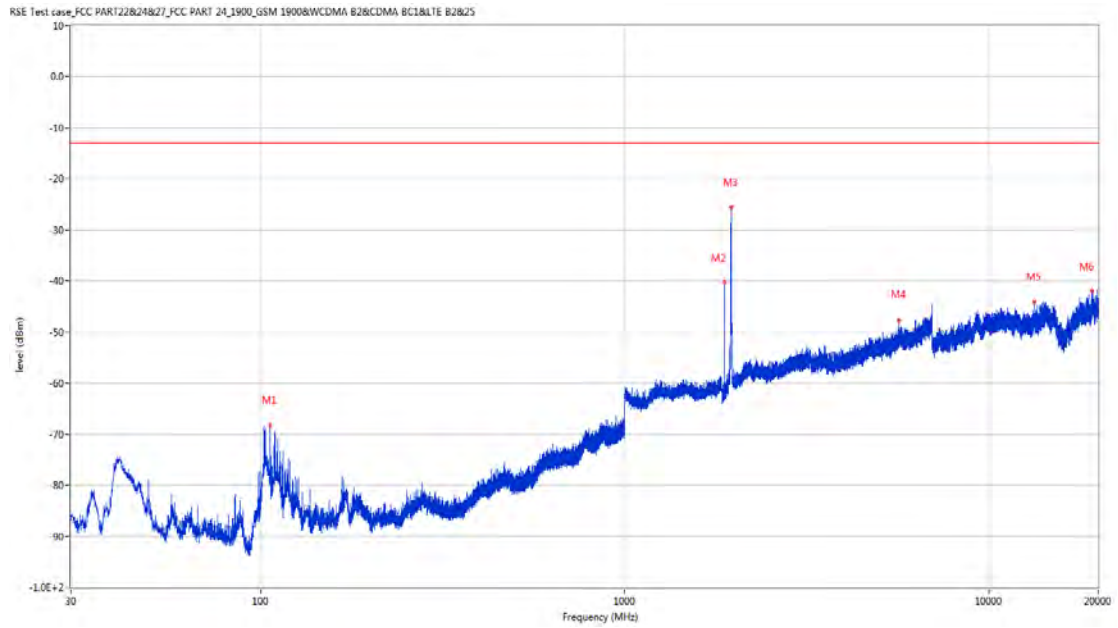
8.4 LTE Band 2 BW10, Middle Channel

RSE-H&H LTE Band 2 BW10 CH18900



Frequency (MHz)	Result (dBm)	Factor (dB)	PK Limit (dBm)	Over Limit (dB)	Table (o)	ANT	EUT	Verdict
165.121	-69.21	-16.35	-13.0	-56.21	35.00	Horizontal	Horizontal	Pass
1877.600	-45.50	-5.82	-13.0	-32.50	128.00	Horizontal	Horizontal	N/A
1963.700	-22.22	-5.14	-13.0	-9.22	143.00	Horizontal	Horizontal	N/A
4782.000	-50.38	4.54	-13.0	-37.38	152.00	Horizontal	Horizontal	Pass
14290.625	-44.31	12.49	-13.0	-31.31	10.00	Horizontal	Horizontal	Pass
19340.249	-41.59	18.78	-13.0	-28.59	202.00	Horizontal	Horizontal	Pass

RSE-H&V LTE Band 2 BW10 CH18900



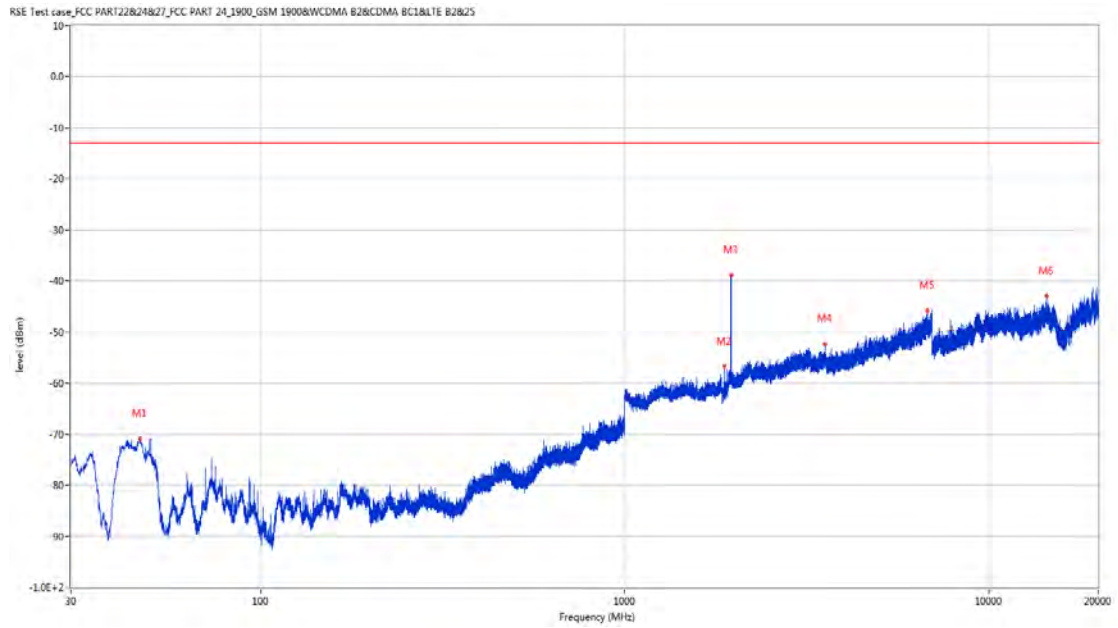
Frequency (MHz)	Result (dBm)	Factor (dB)	PK Limit (dBm)	Over Limit (dB)	Table (o)	ANT	EUT	Verdict
105.854	-68.18	-22.56	-13.0	-55.18	360.00	Horizontal	Vertical	Pass
1875.600	-40.37	-5.84	-13.0	-27.37	357.00	Horizontal	Vertical	N/A
1963.700	-25.60	-5.14	-13.0	-12.60	151.00	Horizontal	Vertical	N/A
5675.800	-47.77	5.77	-13.0	-34.77	46.00	Horizontal	Vertical	Pass
13380.025	-44.04	11.93	-13.0	-31.04	304.00	Horizontal	Vertical	Pass
19281.162	-41.90	18.00	-13.0	-28.90	69.00	Horizontal	Vertical	Pass

RSE-V&V LTE Band 2 BW10 CH18900



Frequency (MHz)	Result (dBm)	Factor (dB)	PK Limit (dBm)	Over Limit (dB)	Table (o)	ANT	EUT	Verdict
56.578	-68.28	-17.86	-13.0	-55.28	27.00	Vertical	Vertical	Pass
1875.500	-42.17	-5.84	-13.0	-29.17	274.00	Vertical	Vertical	N/A
1956.100	-40.60	-5.18	-13.0	-27.60	128.00	Vertical	Vertical	N/A
3437.600	-52.94	2.04	-13.0	-39.94	278.00	Vertical	Vertical	Pass
5686.800	-47.88	5.94	-13.0	-34.88	30.00	Vertical	Vertical	Pass
19331.551	-41.58	18.85	-13.0	-28.58	44.00	Vertical	Vertical	Pass

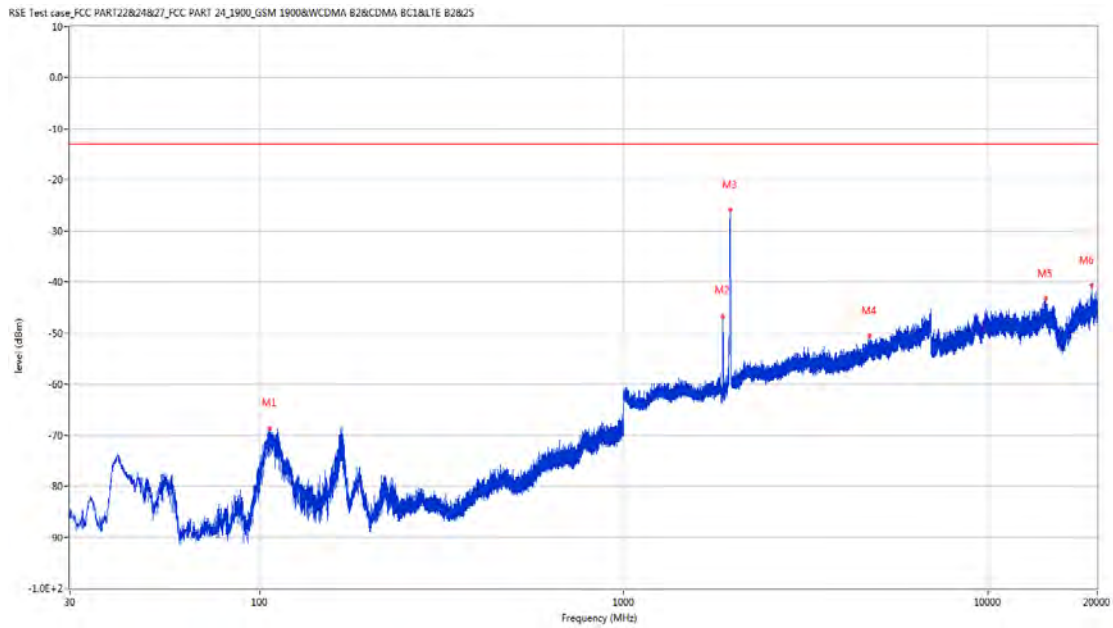
RSE-V&H LTE Band 2 BW10 CH18900



Frequency (MHz)	Result (dBm)	Factor (dB)	PK Limit (dBm)	Over Limit (dB)	Table (o)	ANT	EUT	Verdict
46.441	-70.83	-17.85	-13.0	-57.83	141.00	Vertical	Horizontal	Pass
1878.000	-56.65	-5.81	-13.0	-43.65	322.00	Vertical	Horizontal	N/A
1959.800	-38.83	-5.31	-13.0	-25.83	19.00	Vertical	Horizontal	N/A
3561.000	-52.31	1.99	-13.0	-39.31	279.00	Vertical	Horizontal	Pass
6787.200	-45.79	8.05	-13.0	-32.79	154.00	Vertical	Horizontal	Pass
14422.938	-43.01	12.49	-13.0	-30.01	276.00	Vertical	Horizontal	Pass

8.5 LTE Band 2 BW15, Middle Channel

RSE-H&H LTE Band 2 BW15 CH18900



Frequency (MHz)	Result (dBm)	Factor (dB)	PK Limit (dBm)	Over Limit (dB)	Table (o)	ANT	EUT	Verdict
106.290	-68.66	-22.50	-13.0	-55.66	347.00	Horizontal	Horizontal	Pass
1873.200	-46.69	-5.87	-13.0	-33.69	135.00	Horizontal	Horizontal	N/A
1962.500	-25.95	-5.18	-13.0	-12.95	151.00	Horizontal	Horizontal	N/A
4734.600	-50.59	4.09	-13.0	-37.59	93.00	Horizontal	Horizontal	Pass
14468.250	-43.28	12.24	-13.0	-30.28	107.00	Horizontal	Horizontal	Pass
19304.364	-40.67	18.80	-13.0	-27.67	107.00	Horizontal	Horizontal	Pass

RSE-H&V LTE Band 2 BW15 CH18900



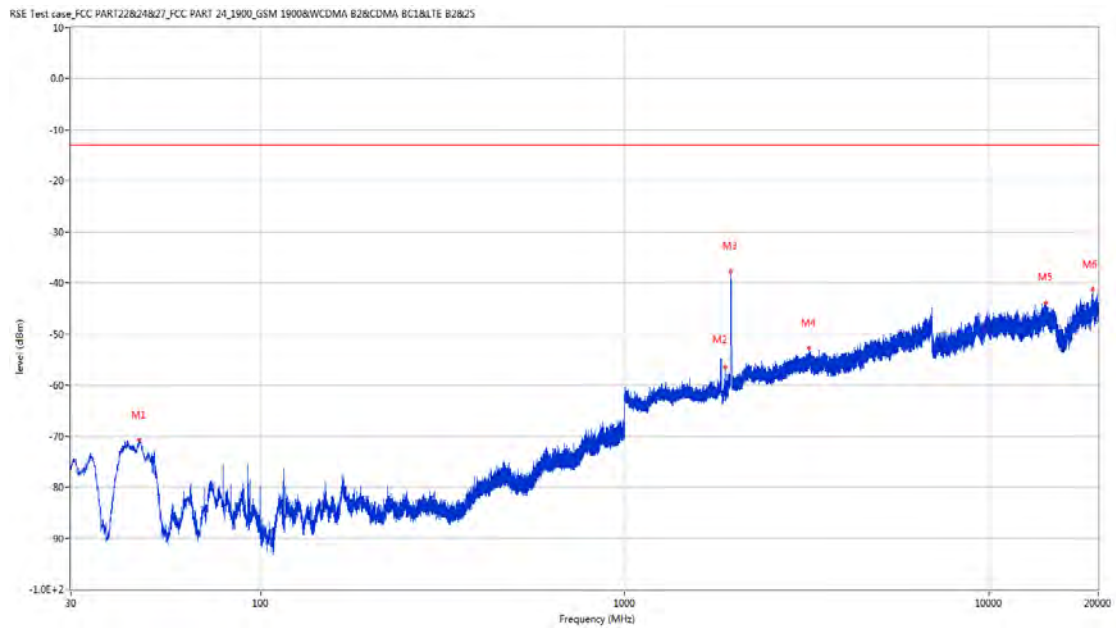
Frequency (MHz)	Result (dBm)	Factor (dB)	PK Limit (dBm)	Over Limit (dB)	Table (o)	ANT	EUT	Verdict
102.362	-65.80	-22.28	-13.0	-52.80	360.00	Horizontal	Vertical	Pass
1873.200	-47.34	-5.87	-13.0	-34.34	345.00	Horizontal	Vertical	N/A
1966.300	-27.04	-5.17	-13.0	-14.04	148.00	Horizontal	Vertical	N/A
3213.200	-52.85	2.12	-13.0	-39.85	179.00	Horizontal	Vertical	Pass
5695.000	-48.66	5.92	-13.0	-35.66	56.00	Horizontal	Vertical	Pass
19297.114	-41.56	18.65	-13.0	-28.56	110.00	Horizontal	Vertical	Pass

RSE-V&V LTE Band 2 BW15 CH18900



Frequency (MHz)	Result (dBm)	Factor (dB)	PK Limit (dBm)	Over Limit (dB)	Table (o)	ANT	EUT	Verdict
56.869	-68.59	-17.94	-13.0	-55.59	301.00	Vertical	Vertical	Pass
1873.200	-48.82	-5.87	-13.0	-35.82	242.00	Vertical	Vertical	N/A
1965.200	-40.00	-5.18	-13.0	-27.00	117.00	Vertical	Vertical	N/A
4345.800	-50.92	3.55	-13.0	-37.92	19.00	Vertical	Vertical	Pass
10775.162	-45.19	11.48	-13.0	-32.19	166.00	Vertical	Vertical	Pass
19265.212	-41.41	17.24	-13.0	-28.41	156.00	Vertical	Vertical	Pass

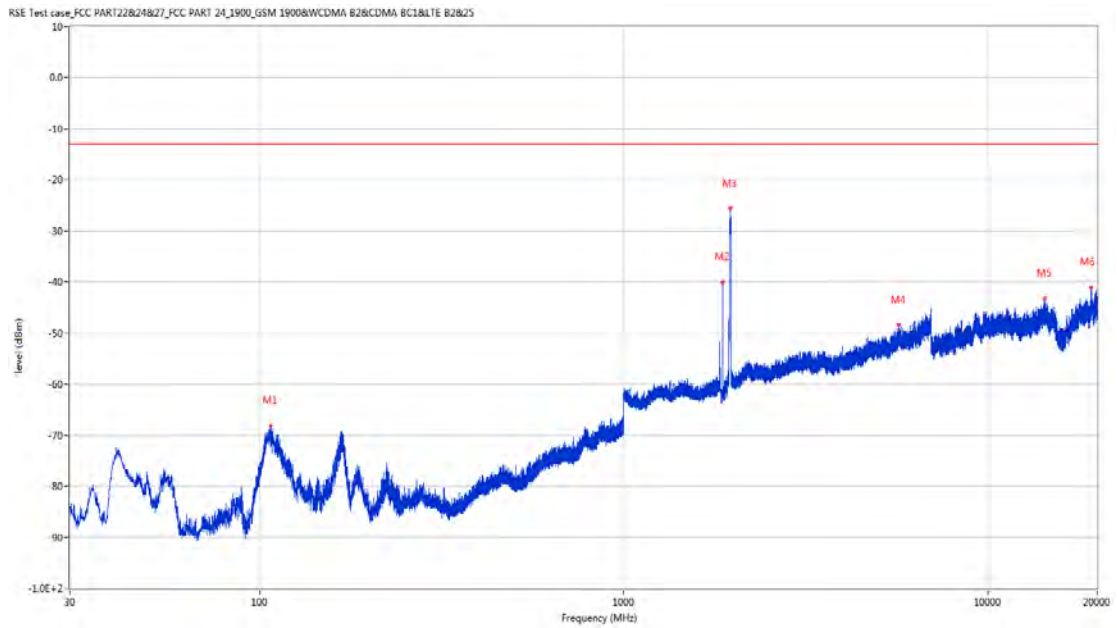
RSE-V&H LTE Band 2 BW15 CH18900



Frequency (MHz)	Result (dBm)	Factor (dB)	PK Limit (dBm)	Over Limit (dB)	Table (o)	ANT	EUT	Verdict
46.248	-70.76	-17.99	-13.0	-57.76	81.00	Vertical	Horizontal	Pass
1885.900	-56.44	-5.72	-13.0	-43.44	319.00	Vertical	Horizontal	N/A
1955.700	-37.72	-5.22	-13.0	-24.72	14.00	Vertical	Horizontal	N/A
3208.200	-52.66	1.88	-13.0	-39.66	234.00	Vertical	Horizontal	Pass
14373.638	-43.95	12.32	-13.0	-30.95	32.00	Vertical	Horizontal	Pass
19322.849	-41.32	18.90	-13.0	-28.32	360.00	Vertical	Horizontal	Pass

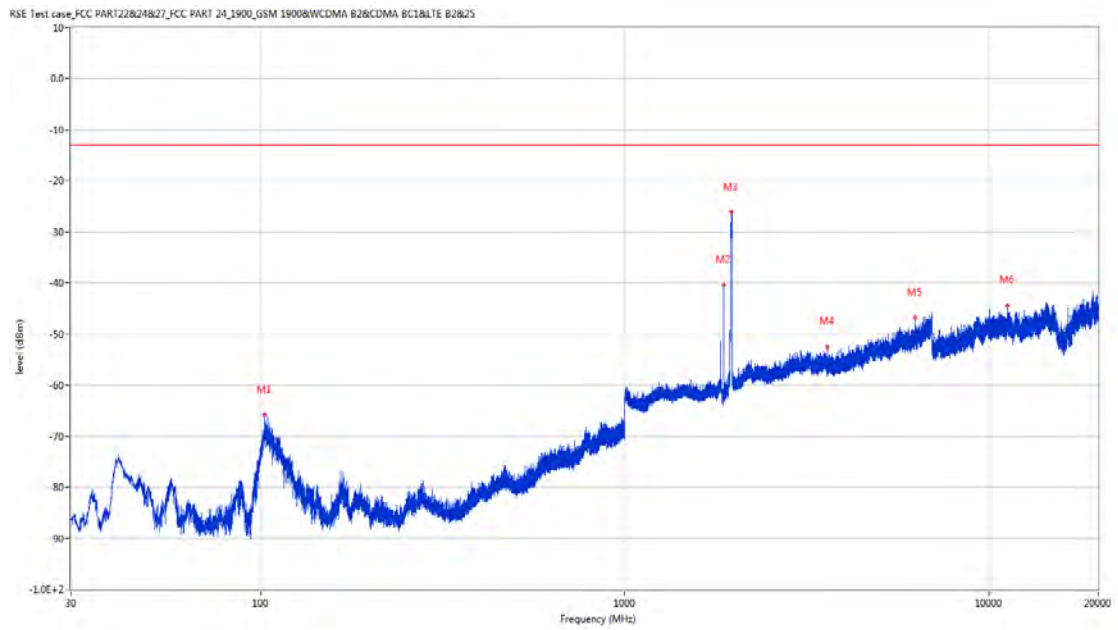
8.6 LTE Band 2 BW20, Middle Channel

RSE-H&H LTE Band 2 BW20 CH18900



Frequency (MHz)	Result (dBm)	Factor (dB)	PK Limit (dBm)	Over Limit (dB)	Table (o)	ANT	EUT	Verdict
106.630	-68.27	-22.48	-13.0	-55.27	24.00	Horizontal	Horizontal	Pass
1871.000	-40.13	-5.89	-13.0	-27.13	125.00	Horizontal	Horizontal	N/A
1967.000	-25.59	-5.12	-13.0	-12.59	141.00	Horizontal	Horizontal	N/A
5685.000	-48.40	6.03	-13.0	-35.40	338.00	Horizontal	Horizontal	Pass
14330.138	-43.30	11.98	-13.0	-30.30	335.00	Horizontal	Horizontal	Pass
19274.275	-41.16	17.68	-13.0	-28.16	217.00	Horizontal	Horizontal	Pass

RSE-H&V LTE Band 2 BW20 CH18900



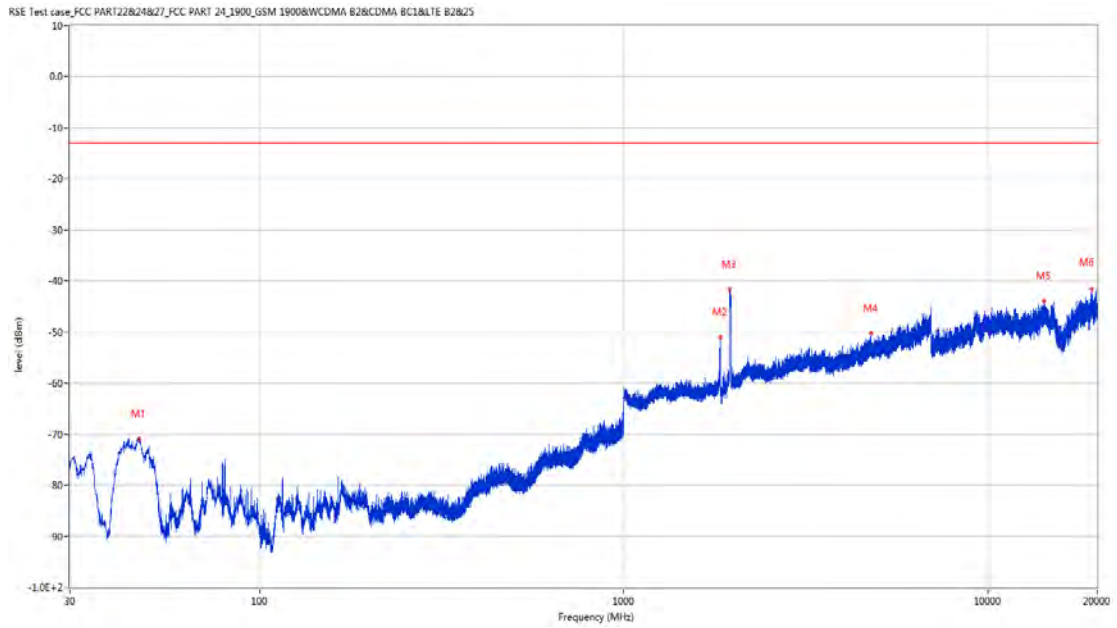
Frequency (MHz)	Result (dBm)	Factor (dB)	PK Limit (dBm)	Over Limit (dB)	Table (o)	ANT	EUT	Verdict
102.507	-65.72	-22.31	-13.0	-52.72	353.00	Horizontal	Vertical	Pass
1871.000	-40.38	-5.89	-13.0	-27.38	351.00	Horizontal	Vertical	N/A
1966.000	-26.12	-5.19	-13.0	-13.12	177.00	Horizontal	Vertical	N/A
3611.200	-52.56	0.26	-13.0	-39.56	283.00	Horizontal	Vertical	Pass
6281.400	-46.76	6.93	-13.0	-33.76	96.00	Horizontal	Vertical	Pass
11264.775	-44.34	12.07	-13.0	-31.34	38.00	Horizontal	Vertical	Pass

RSE-V&V LTE Band 2 BW20 CH18900



Frequency (MHz)	Result (dBm)	Factor (dB)	PK Limit (dBm)	Over Limit (dB)	Table (o)	ANT	EUT	Verdict
56.239	-68.26	-17.78	-13.0	-55.26	14.00	Vertical	Vertical	Pass
1871.000	-42.84	-5.89	-13.0	-29.84	266.00	Vertical	Vertical	N/A
1968.100	-40.56	-5.05	-13.0	-27.56	15.00	Vertical	Vertical	N/A
4437.000	-51.58	2.82	-13.0	-38.58	166.00	Vertical	Vertical	Pass
9286.200	-45.00	11.44	-13.0	-32.00	79.00	Vertical	Vertical	Pass
19346.776	-41.74	18.55	-13.0	-28.74	79.00	Vertical	Vertical	Pass

RSE-V&H LTE Band 2 BW20 CH18900

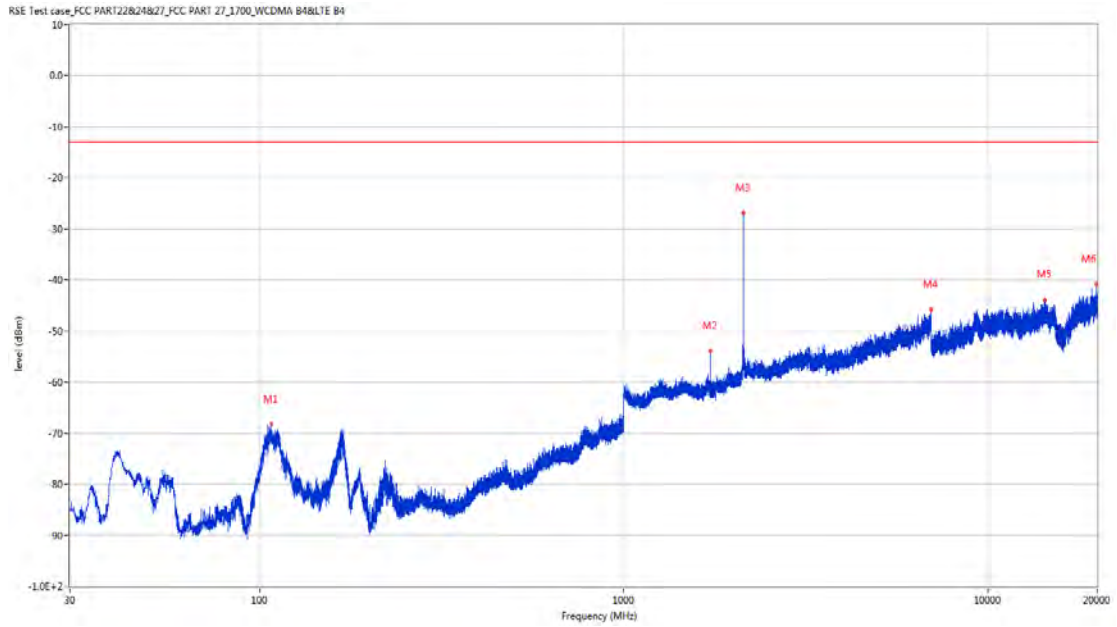


Frequency (MHz)	Result (dBm)	Factor (dB)	PK Limit (dBm)	Over Limit (dB)	Table (o)	ANT	EUT	Verdict
46.587	-70.95	-17.75	-13.0	-57.95	121.00	Vertical	Horizontal	Pass
1840.700	-51.04	-6.22	-13.0	-38.04	332.00	Vertical	Horizontal	N/A
1952.300	-41.67	-4.89	-13.0	-28.67	136.00	Vertical	Horizontal	N/A
4785.800	-50.19	4.33	-13.0	-37.19	171.00	Vertical	Horizontal	Pass
14263.075	-44.00	12.51	-13.0	-31.00	237.00	Vertical	Horizontal	Pass
19338.074	-41.66	18.80	-13.0	-28.66	264.00	Vertical	Horizontal	Pass

9 LTE Band 4

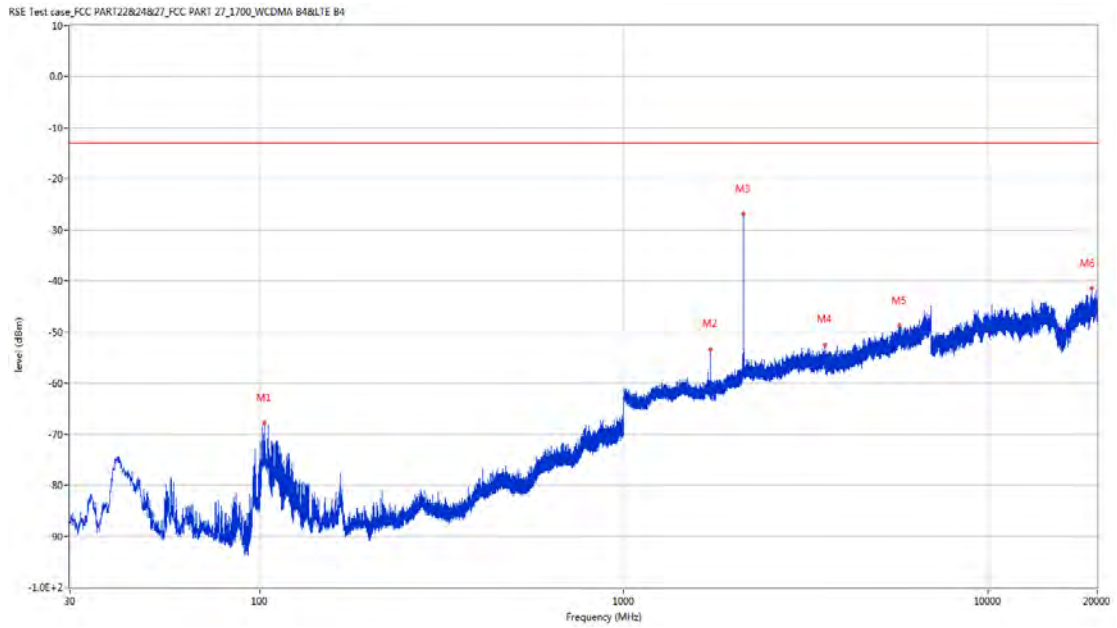
9.1 LTE Band 4 BW1.4, Middle Channel

RSE-H&H LTE Band 4 BW1.4 CH20175



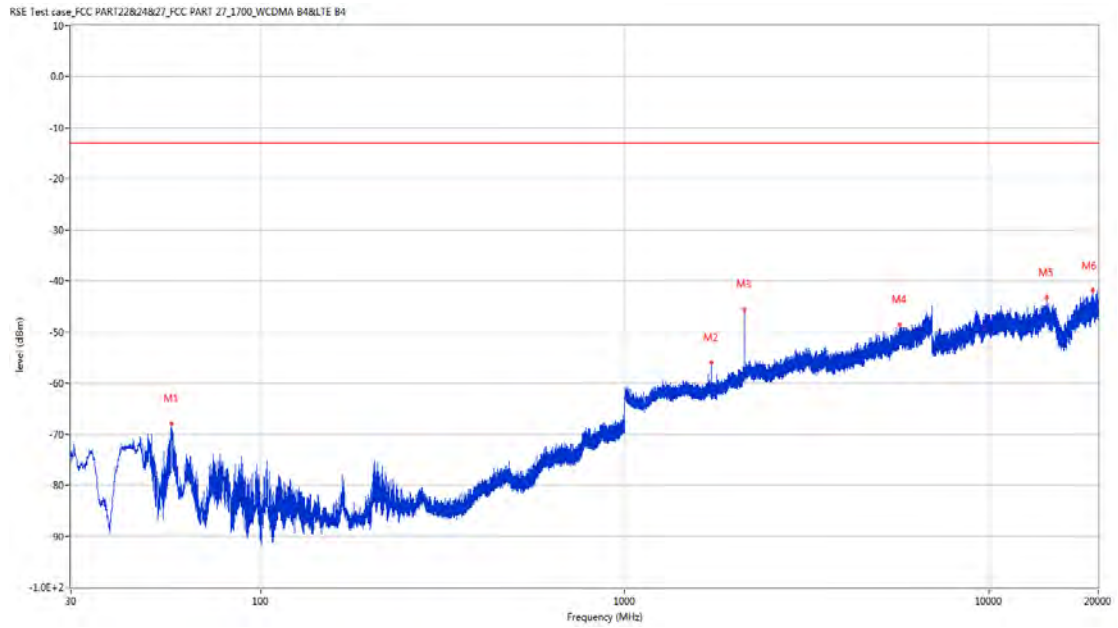
Frequency (MHz)	Result (dBm)	Factor (dB)	PK Limit (dBm)	Over Limit (dB)	Table (o)	ANT	EUT	Verdict
107.260	-68.25	-22.60	-13.0	-55.25	360.00	Horizontal	Horizontal	Pass
1732.100	-53.86	-5.67	-13.0	-40.86	47.00	Horizontal	Horizontal	N/A
2132.500	-26.96	-3.75	-13.0	-13.96	136.00	Horizontal	Horizontal	N/A
6995.000	-45.72	9.78	-13.0	-32.72	96.00	Horizontal	Horizontal	Pass
14371.826	-43.96	12.24	-13.0	-30.96	151.00	Horizontal	Horizontal	Pass
19880.739	-40.72	19.04	-13.0	-27.72	88.00	Horizontal	Horizontal	Pass

RSE-H&V LTE Band 4 BW1.4 CH20175



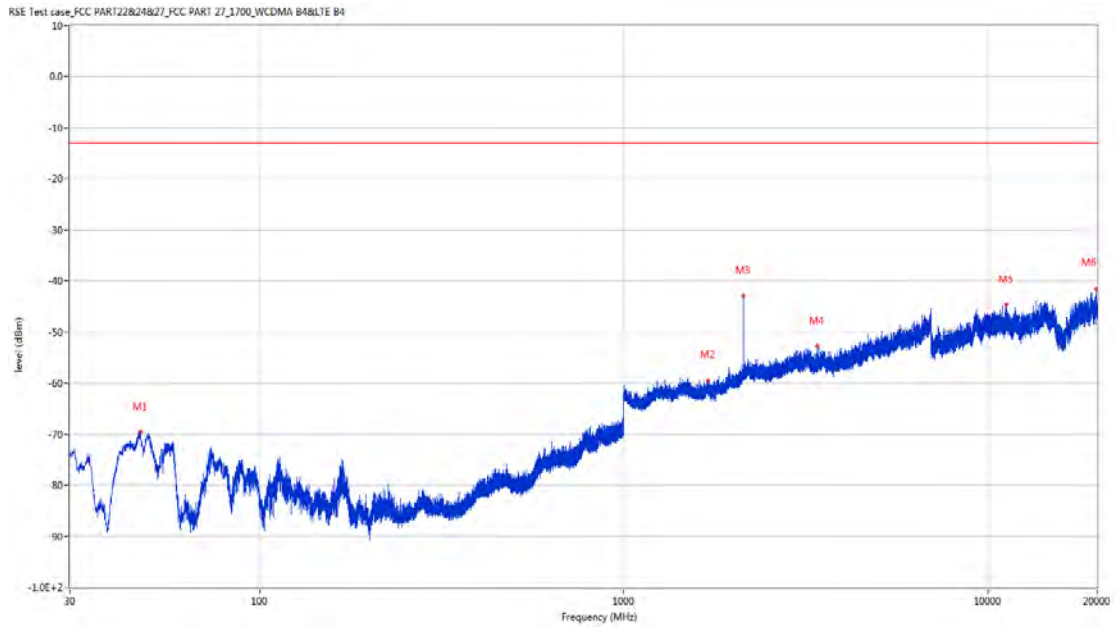
Frequency (MHz)	Result (dBm)	Factor (dB)	PK Limit (dBm)	Over Limit (dB)	Table (o)	ANT	EUT	Verdict
102.896	-67.81	-22.40	-13.0	-54.81	360.00	Horizontal	Vertical	Pass
1732.100	-53.29	-5.67	-13.0	-40.29	360.00	Horizontal	Vertical	N/A
2132.300	-26.86	-3.75	-13.0	-13.86	135.00	Horizontal	Vertical	N/A
3578.000	-52.53	1.50	-13.0	-39.53	34.00	Horizontal	Vertical	Pass
5738.800	-48.79	5.40	-13.0	-35.79	24.00	Horizontal	Vertical	Pass
19322.124	-41.43	18.90	-13.0	-28.43	157.00	Horizontal	Vertical	Pass

RSE-V&V LTE Band 4 BW1.4 CH20175



Frequency (MHz)	Result (dBm)	Factor (dB)	PK Limit (dBm)	Over Limit (dB)	Table (o)	ANT	EUT	Verdict
56.772	-67.96	-17.96	-13.0	-54.96	328.00	Vertical	Vertical	Pass
1732.000	-56.00	-5.67	-13.0	-43.00	257.00	Vertical	Vertical	N/A
2132.700	-45.52	-3.76	-13.0	-32.52	103.00	Vertical	Vertical	N/A
5700.800	-48.64	5.56	-13.0	-35.64	200.00	Vertical	Vertical	Pass
14420.037	-43.28	12.47	-13.0	-30.28	64.00	Vertical	Vertical	Pass
19318.137	-41.76	18.90	-13.0	-28.76	124.00	Vertical	Vertical	Pass

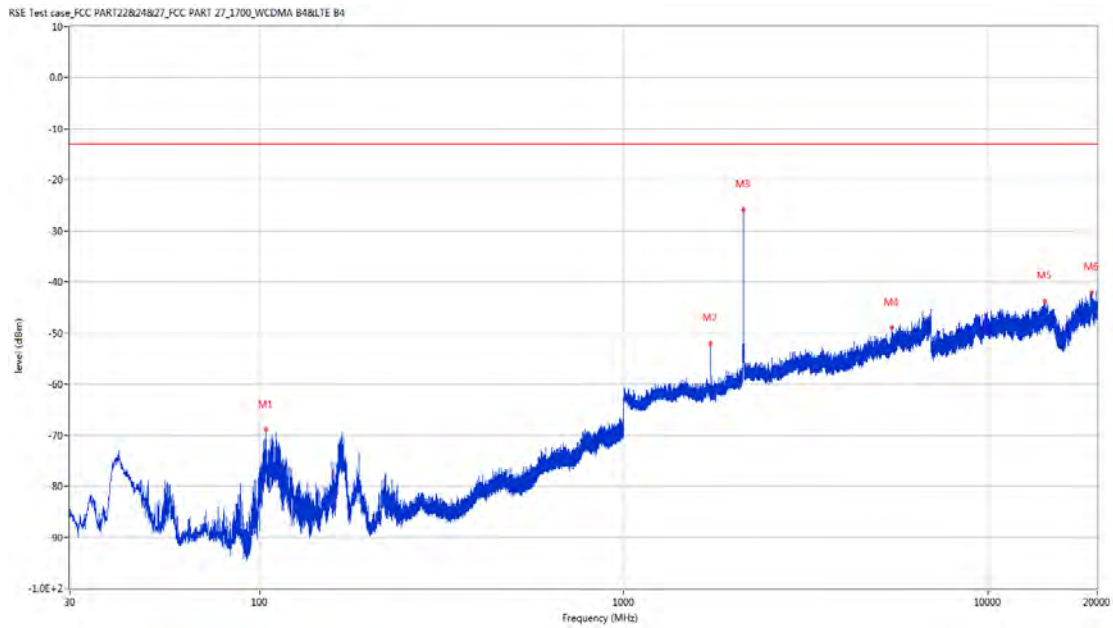
RSE-V&H LTE Band 4 BW1.4 CH20175



Frequency (MHz)	Result (dBm)	Factor (dB)	PK Limit (dBm)	Over Limit (dB)	Table (o)	ANT	EUT	Verdict
46.975	-69.59	-17.62	-13.0	-56.59	196.00	Vertical	Horizontal	Pass
1701.000	-59.40	-5.43	-13.0	-46.40	179.00	Vertical	Horizontal	N/A
2132.400	-42.98	-3.75	-13.0	-29.98	73.00	Vertical	Horizontal	N/A
3404.200	-52.69	1.99	-13.0	-39.69	7.00	Vertical	Horizontal	Pass
11267.075	-44.63	12.11	-13.0	-31.63	141.00	Vertical	Horizontal	Pass
19916.626	-41.67	19.50	-13.0	-28.67	181.00	Vertical	Horizontal	Pass

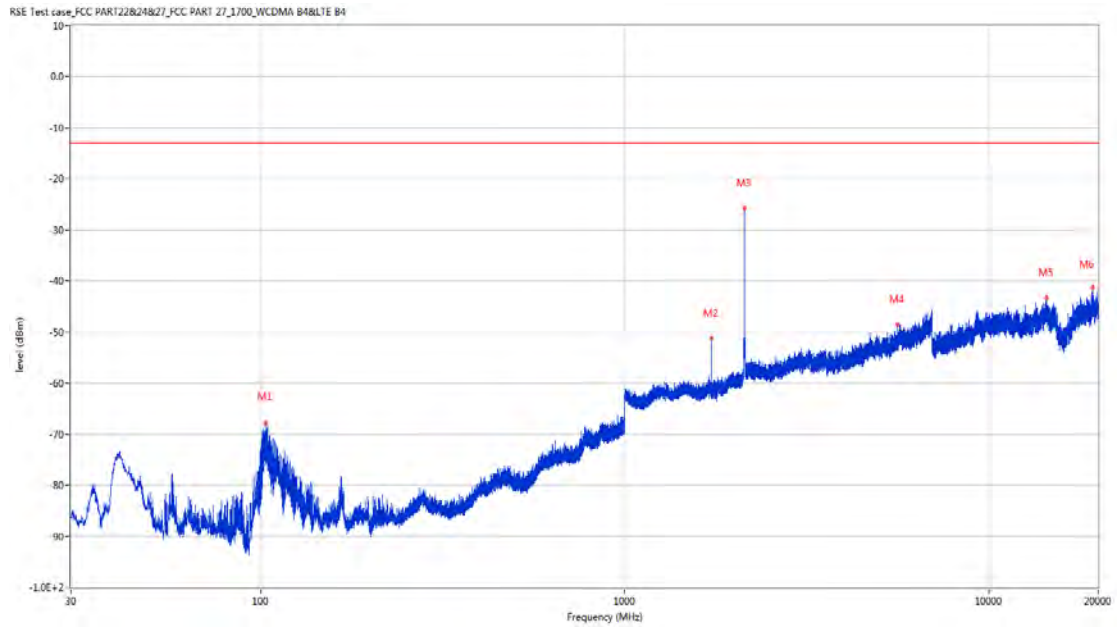
9.2 LTE Band 4 BW3, Middle Channel

RSE-H&H LTE Band 4 BW3 CH20175



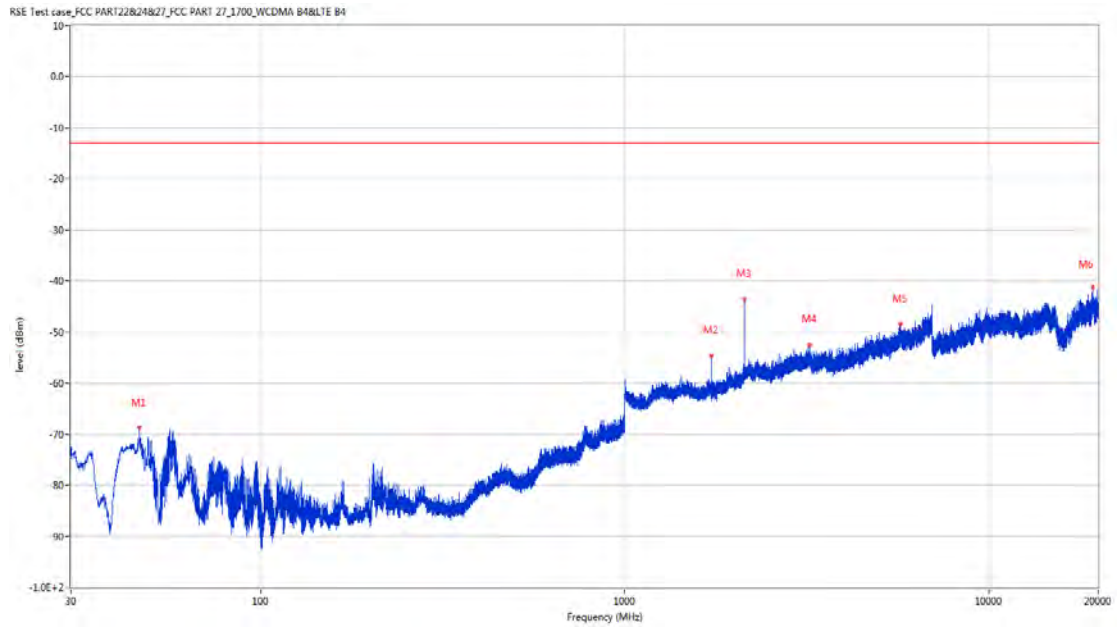
Frequency (MHz)	Result (dBm)	Factor (dB)	PK Limit (dBm)	Over Limit (dB)	Table (o)	ANT	EUT	Verdict
103.672	-68.90	-22.56	-13.0	-55.90	360.00	Horizontal	Horizontal	Pass
1731.200	-51.95	-5.67	-13.0	-38.95	331.00	Horizontal	Horizontal	N/A
2133.100	-25.84	-3.77	-13.0	-12.84	144.00	Horizontal	Horizontal	N/A
5464.800	-48.90	4.68	-13.0	-35.90	65.00	Horizontal	Horizontal	Pass
14376.175	-43.69	12.43	-13.0	-30.69	19.00	Horizontal	Horizontal	Pass
19345.324	-42.03	18.60	-13.0	-29.03	331.00	Horizontal	Horizontal	Pass

RSE-H&V LTE Band 4 BW3 CH20175



Frequency (MHz)	Result (dBm)	Factor (dB)	PK Limit (dBm)	Over Limit (dB)	Table (o)	ANT	EUT	Verdict
102.653	-67.82	-22.35	-13.0	-54.82	25.00	Horizontal	Vertical	Pass
1731.200	-51.20	-5.67	-13.0	-38.20	346.00	Horizontal	Vertical	N/A
2132.900	-25.69	-3.76	-13.0	-12.69	128.00	Horizontal	Vertical	N/A
5602.000	-48.56	4.68	-13.0	-35.56	69.00	Horizontal	Vertical	Pass
14449.037	-43.29	12.50	-13.0	-30.29	180.00	Horizontal	Vertical	Pass
19340.974	-41.34	18.76	-13.0	-28.34	160.00	Horizontal	Vertical	Pass

RSE-V&V LTE Band 4 BW3 CH20175



Frequency (MHz)	Result (dBm)	Factor (dB)	PK Limit (dBm)	Over Limit (dB)	Table (o)	ANT	EUT	Verdict
46.344	-68.78	-18.05	-13.0	-55.78	71.00	Vertical	Vertical	Pass
1731.200	-54.62	-5.67	-13.0	-41.62	250.00	Vertical	Vertical	N/A
2132.500	-43.51	-3.75	-13.0	-30.51	132.00	Vertical	Vertical	N/A
3226.400	-52.46	2.58	-13.0	-39.46	80.00	Vertical	Vertical	Pass
5732.200	-48.33	5.45	-13.0	-35.33	136.00	Vertical	Vertical	Pass
19328.287	-41.21	18.87	-13.0	-28.21	124.00	Vertical	Vertical	Pass

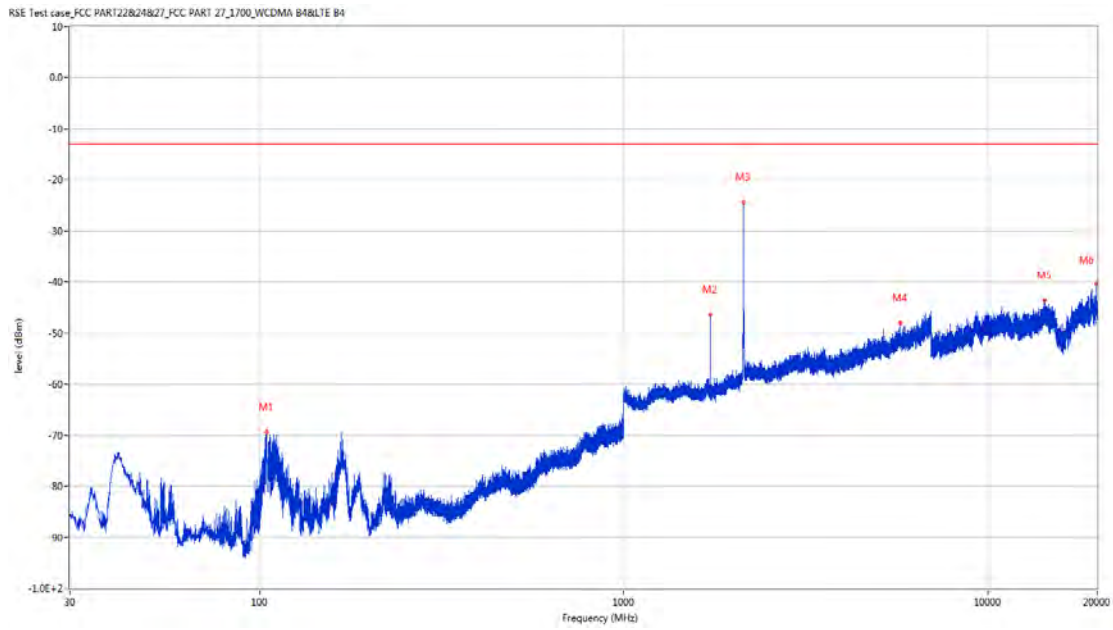
RSE-V&H LTE Band 4 BW3 CH20175



Frequency (MHz)	Result (dBm)	Factor (dB)	PK Limit (dBm)	Over Limit (dB)	Table (o)	ANT	EUT	Verdict
46.393	-69.58	-18.01	-13.0	-56.58	107.00	Vertical	Horizontal	Pass
1731.300	-59.11	-5.67	-13.0	-46.11	335.00	Vertical	Horizontal	N/A
2131.700	-43.73	-3.73	-13.0	-30.73	82.00	Vertical	Horizontal	N/A
4339.800	-51.41	3.16	-13.0	-38.41	83.00	Vertical	Horizontal	Pass
11885.776	-45.25	12.94	-13.0	-32.25	126.00	Vertical	Horizontal	Pass
19870.587	-41.03	18.49	-13.0	-28.03	331.00	Vertical	Horizontal	Pass

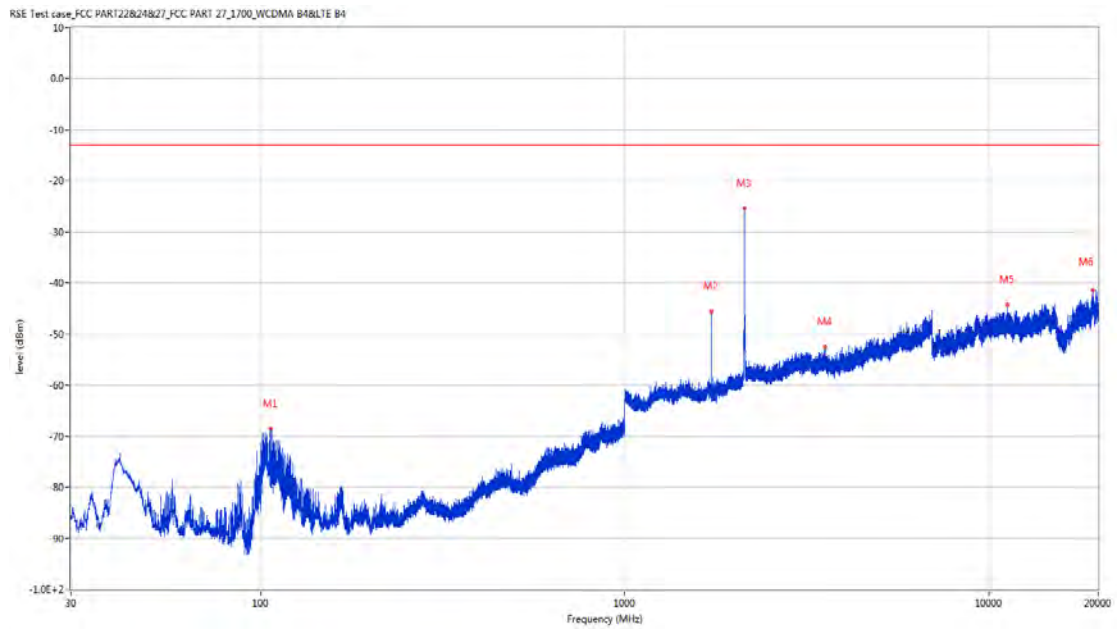
9.3 LTE Band 4 BW5, Middle Channel

RSE-H&H LTE Band 4 BW5 CH20175



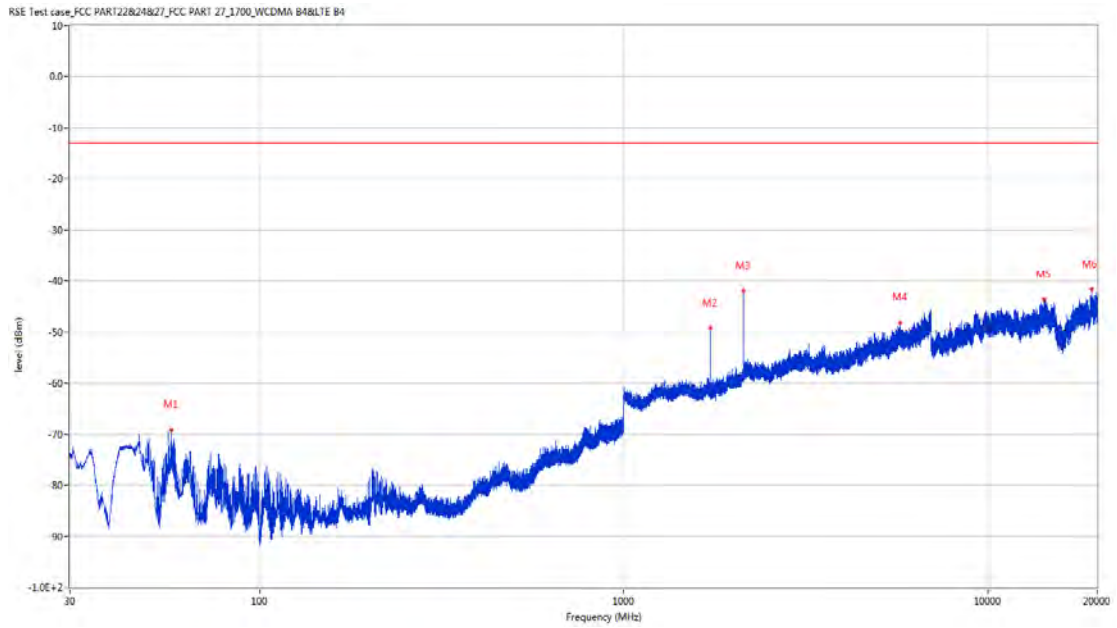
Frequency (MHz)	Result (dBm)	Factor (dB)	PK Limit (dBm)	Over Limit (dB)	Table (o)	ANT	EUT	Verdict
104.060	-69.47	-22.63	-13.0	-56.47	360.00	Horizontal	Horizontal	Pass
1730.300	-46.37	-5.66	-13.0	-33.37	326.00	Horizontal	Horizontal	N/A
2131.100	-24.45	-3.77	-13.0	-11.45	136.00	Horizontal	Horizontal	N/A
5766.000	-48.10	5.58	-13.0	-35.10	251.00	Horizontal	Horizontal	Pass
14363.125	-43.56	11.85	-13.0	-30.56	358.00	Horizontal	Horizontal	Pass
19925.688	-40.45	19.45	-13.0	-27.45	318.00	Horizontal	Horizontal	Pass

RSE-H&V LTE Band 4 BW5 CH20175



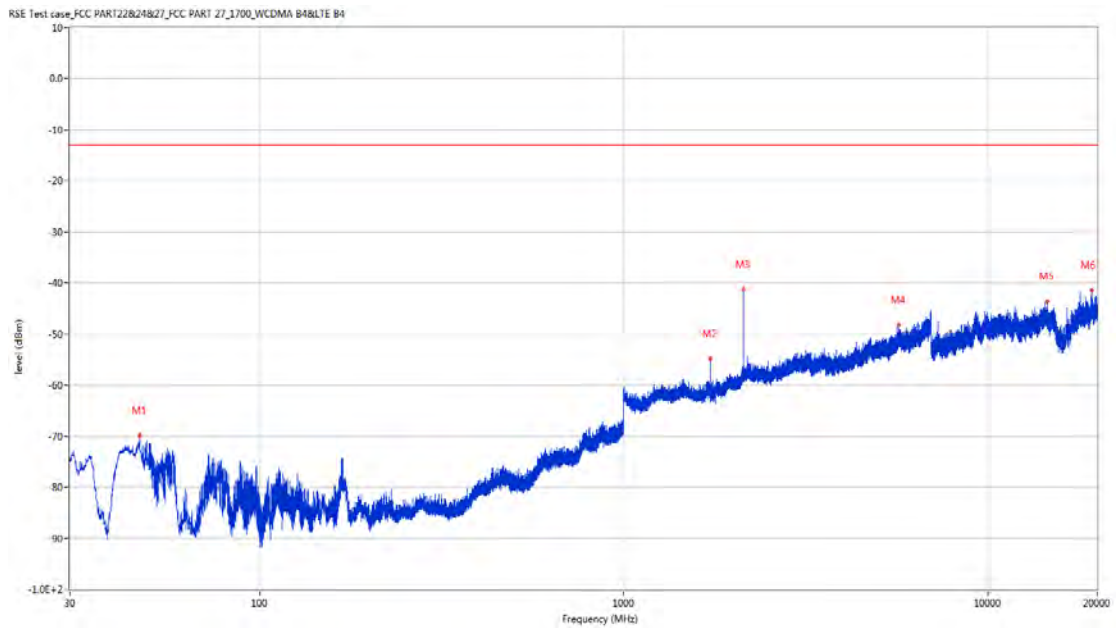
Frequency (MHz)	Result (dBm)	Factor (dB)	PK Limit (dBm)	Over Limit (dB)	Table (o)	ANT	EUT	Verdict
106.242	-68.55	-22.58	-13.0	-55.55	5.00	Horizontal	Vertical	Pass
1730.300	-45.66	-5.66	-13.0	-32.66	2.00	Horizontal	Vertical	N/A
2132.500	-25.42	-3.75	-13.0	-12.42	141.00	Horizontal	Vertical	N/A
3548.000	-52.58	1.97	-13.0	-39.58	326.00	Horizontal	Vertical	Pass
11266.500	-44.28	12.10	-13.0	-31.28	175.00	Horizontal	Vertical	Pass
19318.864	-41.38	18.91	-13.0	-28.38	182.00	Horizontal	Vertical	Pass

RSE-V&V LTE Band 4 BW5 CH20175



Frequency (MHz)	Result (dBm)	Factor (dB)	PK Limit (dBm)	Over Limit (dB)	Table (o)	ANT	EUT	Verdict
57.014	-69.18	-18.01	-13.0	-56.18	317.00	Vertical	Vertical	Pass
1730.300	-49.19	-5.66	-13.0	-36.19	62.00	Vertical	Vertical	N/A
2134.100	-41.94	-3.74	-13.0	-28.94	136.00	Vertical	Vertical	N/A
5744.200	-48.17	5.18	-13.0	-35.17	252.00	Vertical	Vertical	Pass
14317.813	-43.58	12.10	-13.0	-30.58	74.00	Vertical	Vertical	Pass
19297.837	-41.67	18.68	-13.0	-28.67	355.00	Vertical	Vertical	Pass

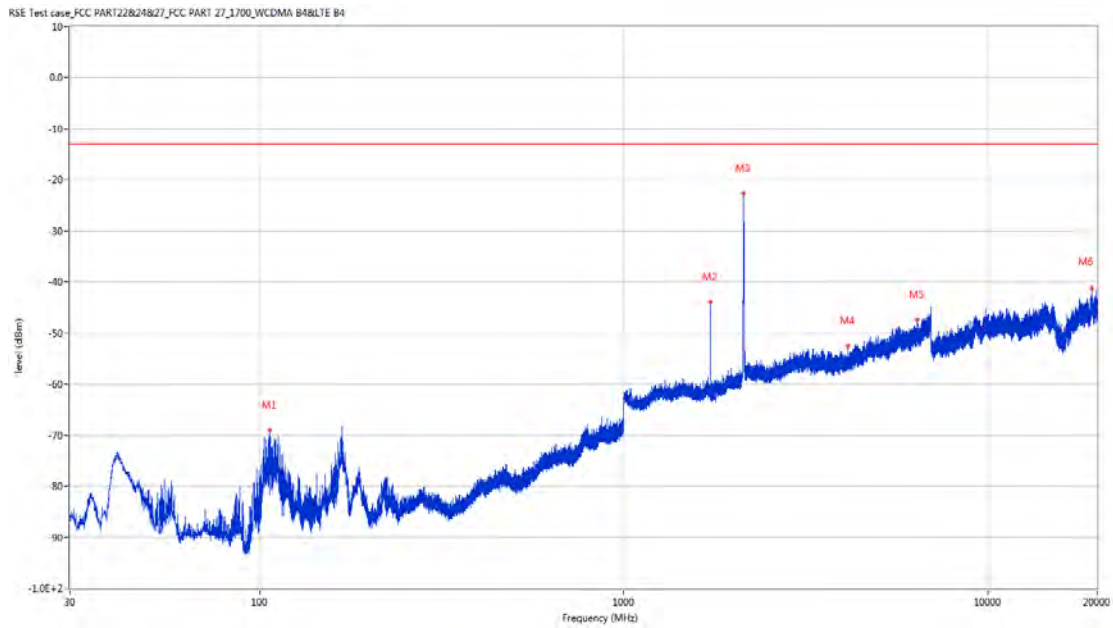
RSE-V&H LTE Band 4 BW5 CH20175



Frequency (MHz)	Result (dBm)	Factor (dB)	PK Limit (dBm)	Over Limit (dB)	Table (o)	ANT	EUT	Verdict
46.781	-69.93	-17.75	-13.0	-56.93	297.00	Vertical	Horizontal	Pass
1730.400	-54.91	-5.66	-13.0	-41.91	360.00	Vertical	Horizontal	N/A
2131.400	-41.29	-3.74	-13.0	-28.29	94.00	Vertical	Horizontal	N/A
5686.800	-48.19	5.94	-13.0	-35.19	313.00	Vertical	Horizontal	Pass
14563.588	-43.67	11.48	-13.0	-30.67	0.00	Vertical	Horizontal	Pass
19348.224	-41.45	18.50	-13.0	-28.45	28.00	Vertical	Horizontal	Pass

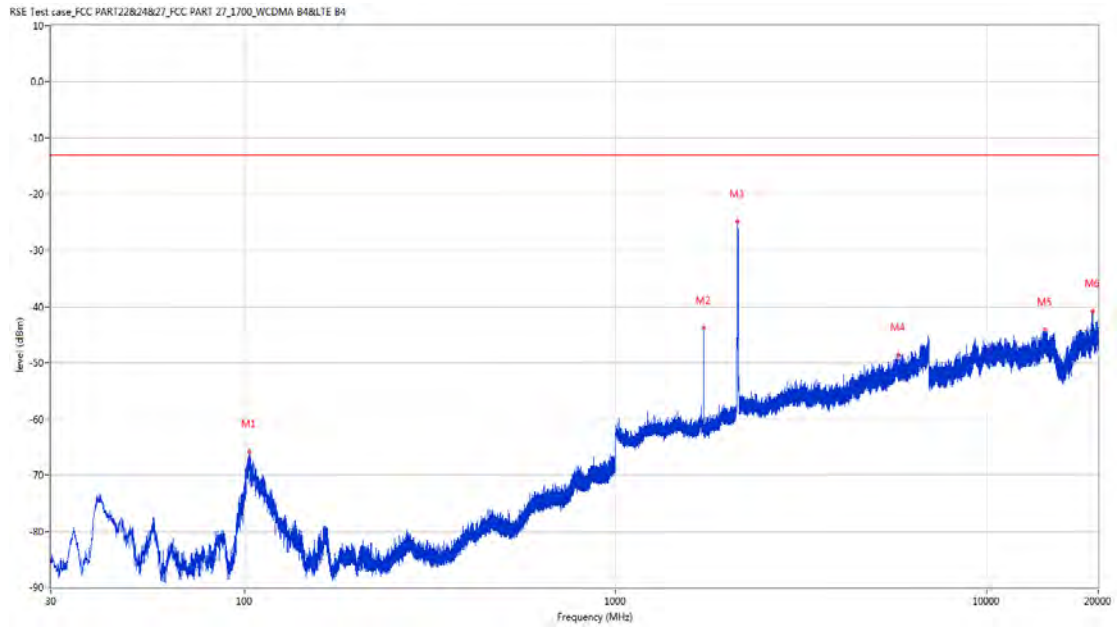
9.4 LTE Band 4 BW10, Middle Channel

RSE-H&H LTE Band 4 BW10 CH20175



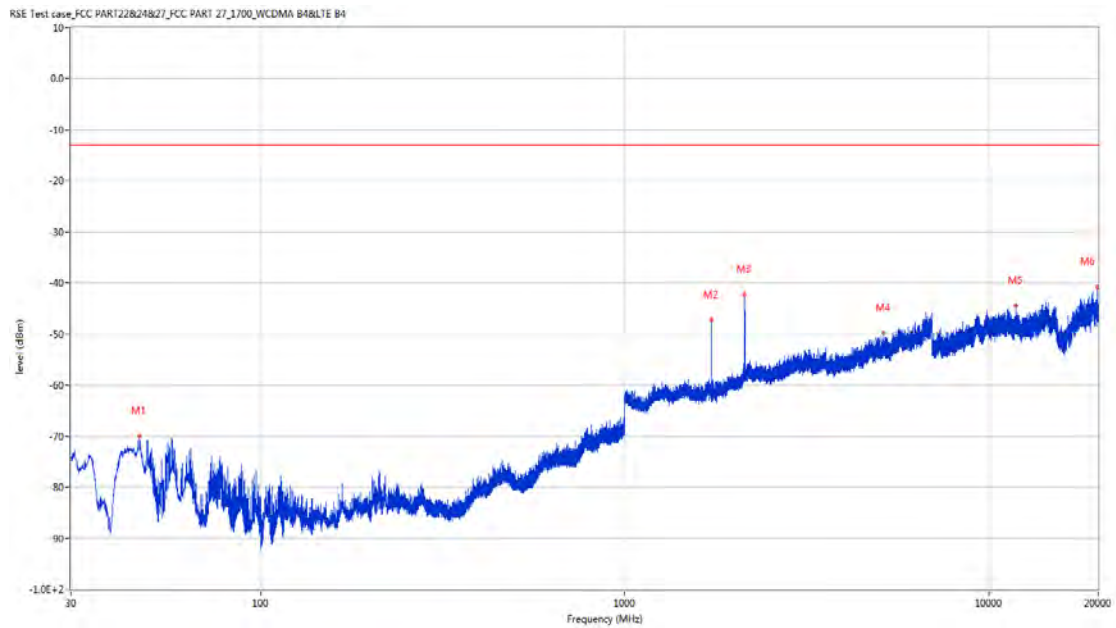
Frequency (MHz)	Result (dBm)	Factor (dB)	PK Limit (dBm)	Over Limit (dB)	Table (o)	ANT	EUT	Verdict
106.242	-69.14	-22.58	-13.0	-56.14	341.00	Horizontal	Horizontal	Pass
1728.100	-43.90	-5.64	-13.0	-30.90	333.00	Horizontal	Horizontal	N/A
2135.600	-22.65	-3.53	-13.0	-9.65	143.00	Horizontal	Horizontal	N/A
4137.200	-52.54	2.35	-13.0	-39.54	260.00	Horizontal	Horizontal	Pass
6406.800	-47.43	6.56	-13.0	-34.43	59.00	Horizontal	Horizontal	Pass
19326.114	-41.26	18.88	-13.0	-28.26	67.00	Horizontal	Horizontal	Pass

RSE-H&V LTE Band 4 BW10 CH20175



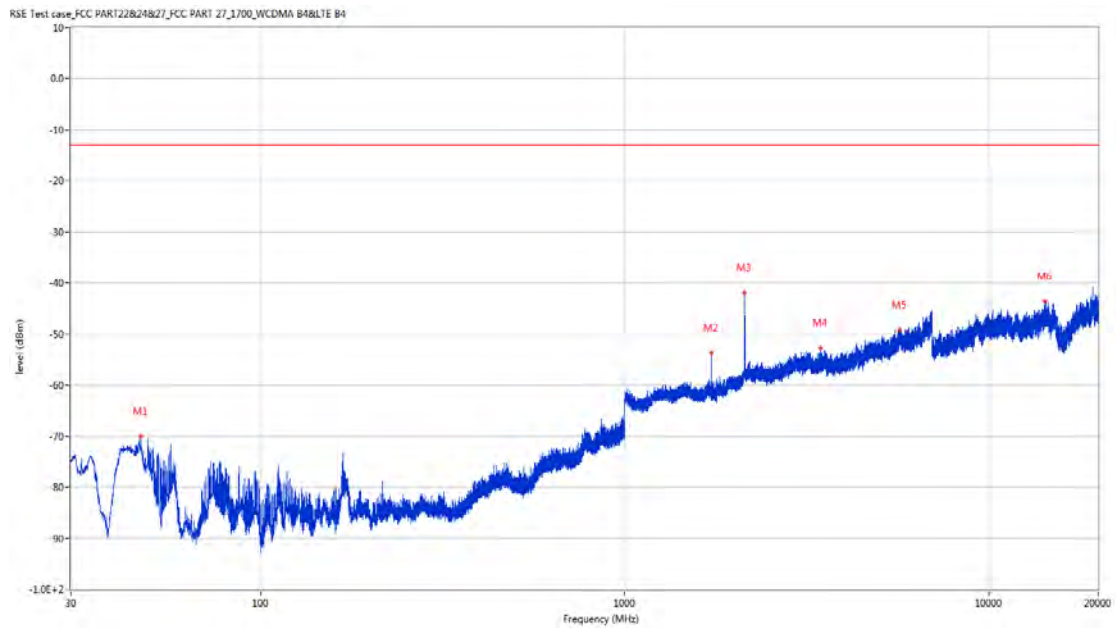
Frequency (MHz)	Result (dBm)	Factor (dB)	PK Limit (dBm)	Over Limit (dB)	Table (o)	ANT	EUT	Verdict
102.701	-65.76	-22.36	-13.0	-52.76	360.00	Horizontal	Vertical	Pass
1728.000	-43.84	-5.64	-13.0	-30.84	0.00	Horizontal	Vertical	N/A
2134.200	-24.91	-3.72	-13.0	-11.91	132.00	Horizontal	Vertical	N/A
5786.000	-48.69	5.02	-13.0	-35.69	341.00	Horizontal	Vertical	Pass
14375.812	-44.16	12.41	-13.0	-31.16	49.00	Horizontal	Vertical	Pass
19347.864	-40.86	18.51	-13.0	-27.86	348.00	Horizontal	Vertical	Pass

RSE-V&V LTE Band 4 BW10 CH20175



Frequency (MHz)	Result (dBm)	Factor (dB)	PK Limit (dBm)	Over Limit (dB)	Table (o)	ANT	EUT	Verdict
46.344	-69.98	-18.05	-13.0	-56.98	42.00	Vertical	Vertical	Pass
1728.100	-47.29	-5.64	-13.0	-34.29	75.00	Vertical	Vertical	N/A
2131.500	-42.26	-3.73	-13.0	-29.26	96.00	Vertical	Vertical	N/A
5134.800	-49.68	4.41	-13.0	-36.68	231.00	Vertical	Vertical	Pass
11865.362	-44.50	12.70	-13.0	-31.50	228.00	Vertical	Vertical	Pass
19892.339	-40.77	18.83	-13.0	-27.77	27.00	Vertical	Vertical	Pass

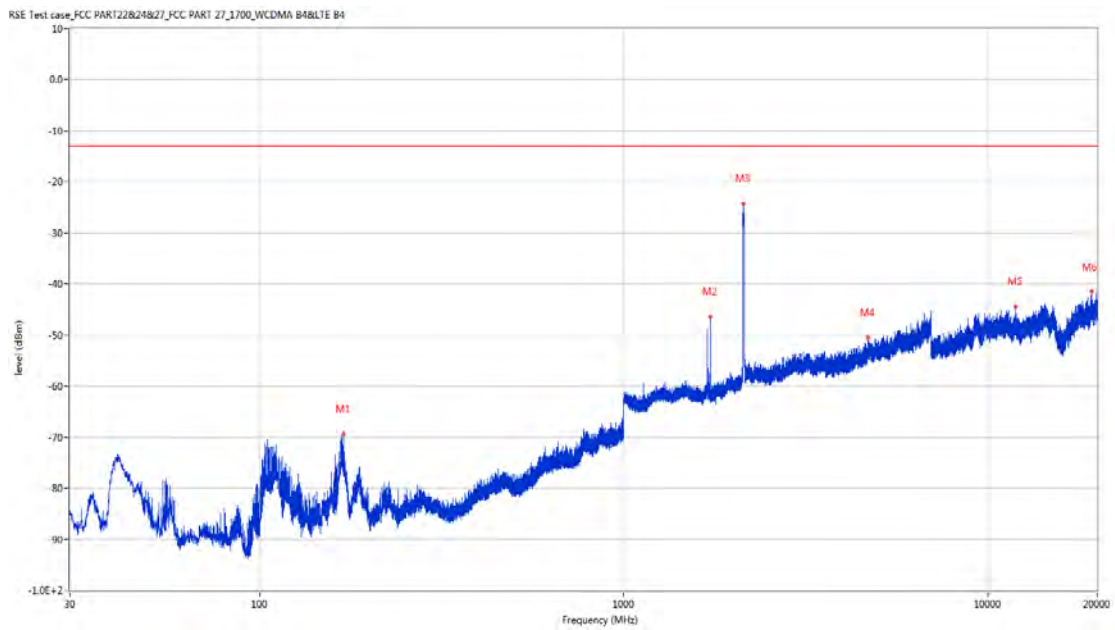
RSE-V&H LTE Band 4 BW10 CH20175



Frequency (MHz)	Result (dBm)	Factor (dB)	PK Limit (dBm)	Over Limit (dB)	Table (o)	ANT	EUT	Verdict
46.781	-70.13	-17.75	-13.0	-57.13	52.00	Vertical	Horizontal	Pass
1728.300	-53.75	-5.64	-13.0	-40.75	333.00	Vertical	Horizontal	N/A
2135.500	-41.99	-3.54	-13.0	-28.99	120.00	Vertical	Horizontal	N/A
3443.200	-52.76	1.86	-13.0	-39.76	350.00	Vertical	Horizontal	Pass
5696.800	-49.18	5.76	-13.0	-36.18	207.00	Vertical	Horizontal	Pass
14318.175	-43.67	12.09	-13.0	-30.67	48.00	Vertical	Horizontal	Pass

9.5 LTE Band 4 BW15, Middle Channel

RSE-H&H LTE Band 4 BW15 CH20175



Frequency (MHz)	Result (dBm)	Factor (dB)	PK Limit (dBm)	Over Limit (dB)	Table (o)	ANT	EUT	Verdict
169.340	-69.45	-16.63	-13.0	-56.45	89.00	Horizontal	Horizontal	Pass
1725.800	-46.38	-5.62	-13.0	-33.38	314.00	Horizontal	Horizontal	N/A
2129.100	-24.27	-3.90	-13.0	-11.27	140.00	Horizontal	Horizontal	N/A
4686.200	-50.56	4.10	-13.0	-37.56	315.00	Horizontal	Horizontal	Pass
11947.300	-44.46	12.31	-13.0	-31.46	1.00	Horizontal	Horizontal	Pass
19319.589	-41.50	18.91	-13.0	-28.50	32.00	Horizontal	Horizontal	Pass

RSE-H&V LTE Band 4 BW15 CH20175



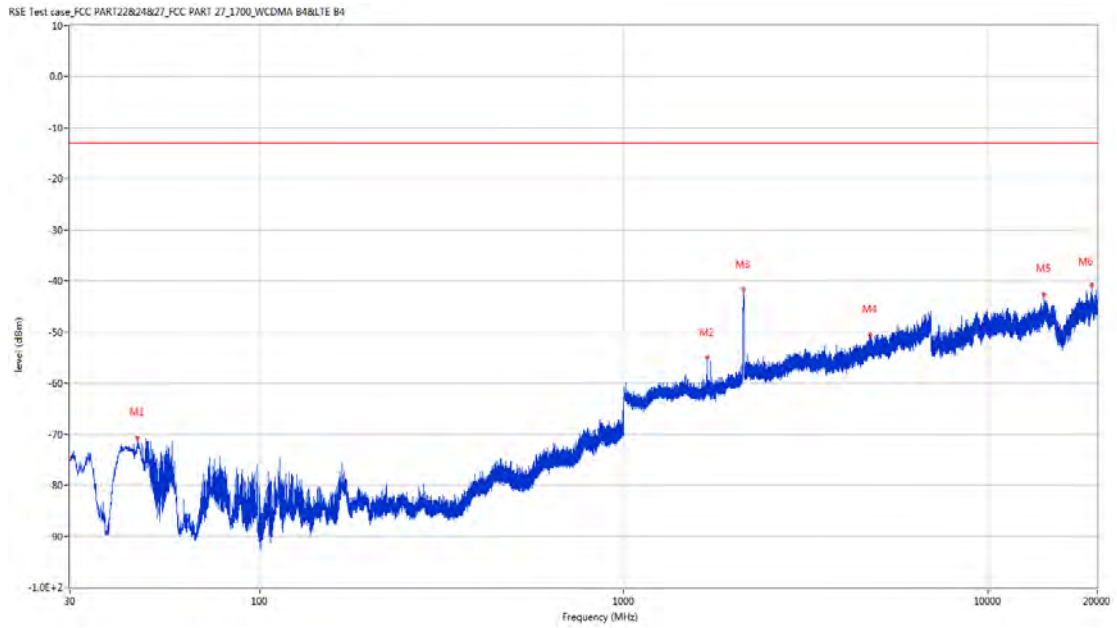
Frequency (MHz)	Result (dBm)	Factor (dB)	PK Limit (dBm)	Over Limit (dB)	Table (o)	ANT	EUT	Verdict
103.526	-67.27	-22.53	-13.0	-54.27	17.00	Horizontal	Vertical	Pass
1725.800	-46.80	-5.62	-13.0	-33.80	360.00	Horizontal	Vertical	N/A
2136.600	-24.86	-3.53	-13.0	-11.86	51.00	Horizontal	Vertical	N/A
4797.600	-50.43	4.23	-13.0	-37.43	93.00	Horizontal	Vertical	Pass
11282.312	-44.41	12.35	-13.0	-31.41	254.00	Horizontal	Vertical	Pass
19309.437	-41.28	18.84	-13.0	-28.28	0.00	Horizontal	Vertical	Pass

RSE-V&V LTE Band 4 BW15 CH20175



Frequency (MHz)	Result (dBm)	Factor (dB)	PK Limit (dBm)	Over Limit (dB)	Table (o)	ANT	EUT	Verdict
56.724	-68.84	-17.95	-13.0	-55.84	360.00	Vertical	Vertical	Pass
1725.800	-50.19	-5.62	-13.0	-37.19	216.00	Vertical	Vertical	N/A
2127.700	-41.77	-3.88	-13.0	-28.77	127.00	Vertical	Vertical	N/A
3710.800	-51.77	1.75	-13.0	-38.77	41.00	Vertical	Vertical	Pass
11904.175	-44.78	13.12	-13.0	-31.78	217.00	Vertical	Vertical	Pass
18732.700	-41.94	15.59	-13.0	-28.94	284.00	Vertical	Vertical	Pass

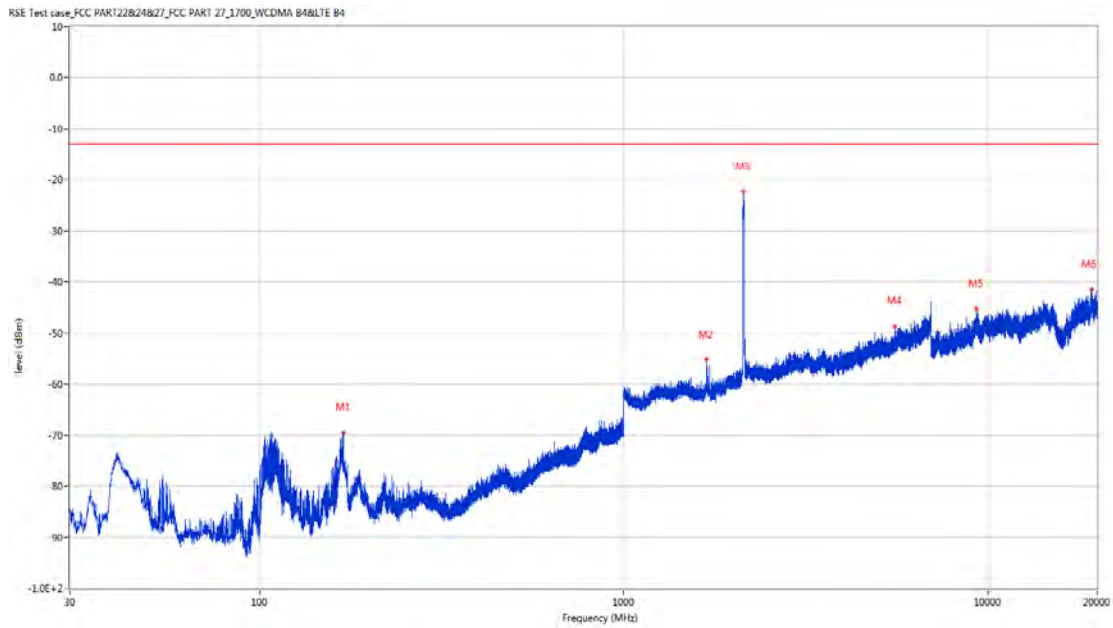
RSE-V&H LTE Band 4 BW15 CH20175



Frequency (MHz)	Result (dBm)	Factor (dB)	PK Limit (dBm)	Over Limit (dB)	Table (o)	ANT	EUT	Verdict
46.053	-70.66	-18.24	-13.0	-57.66	47.00	Vertical	Horizontal	Pass
1699.200	-55.08	-5.53	-13.0	-42.08	354.00	Vertical	Horizontal	N/A
2135.400	-41.68	-3.56	-13.0	-28.68	149.00	Vertical	Horizontal	N/A
4760.400	-50.48	4.32	-13.0	-37.48	79.00	Vertical	Horizontal	Pass
14301.138	-42.65	12.56	-13.0	-29.65	284.00	Vertical	Horizontal	Pass
19309.437	-40.83	18.84	-13.0	-27.83	284.00	Vertical	Horizontal	Pass

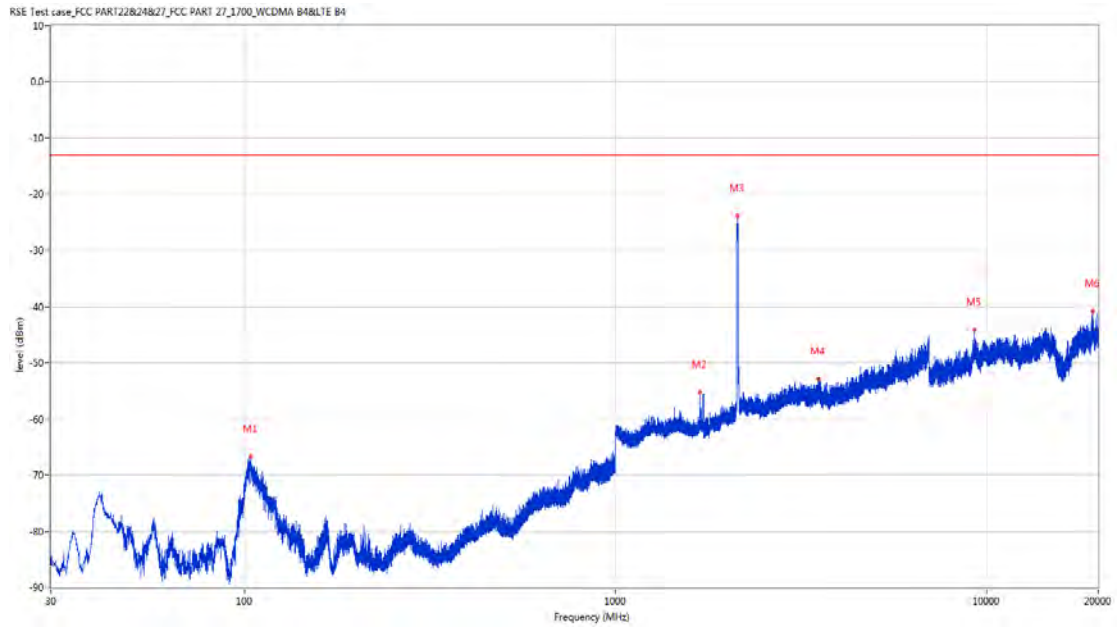
9.6 LTE Band 4 BW20, Middle Channel

RSE-H&H LTE Band 4 BW20 CH20175



Frequency (MHz)	Result (dBm)	Factor (dB)	PK Limit (dBm)	Over Limit (dB)	Table (o)	ANT	EUT	Verdict
169.292	-69.49	-16.62	-13.0	-56.49	34.00	Horizontal	Horizontal	Pass
1688.900	-55.23	-6.43	-13.0	-42.23	328.00	Horizontal	Horizontal	N/A
2134.900	-22.31	-3.63	-13.0	-9.31	145.00	Horizontal	Horizontal	N/A
5559.800	-48.74	4.73	-13.0	-35.74	243.00	Horizontal	Horizontal	Pass
9303.737	-45.25	11.76	-13.0	-32.25	20.00	Horizontal	Horizontal	Pass
19308.712	-41.41	18.83	-13.0	-28.41	44.00	Horizontal	Horizontal	Pass

RSE-H&V LTE Band 4 BW20 CH20175



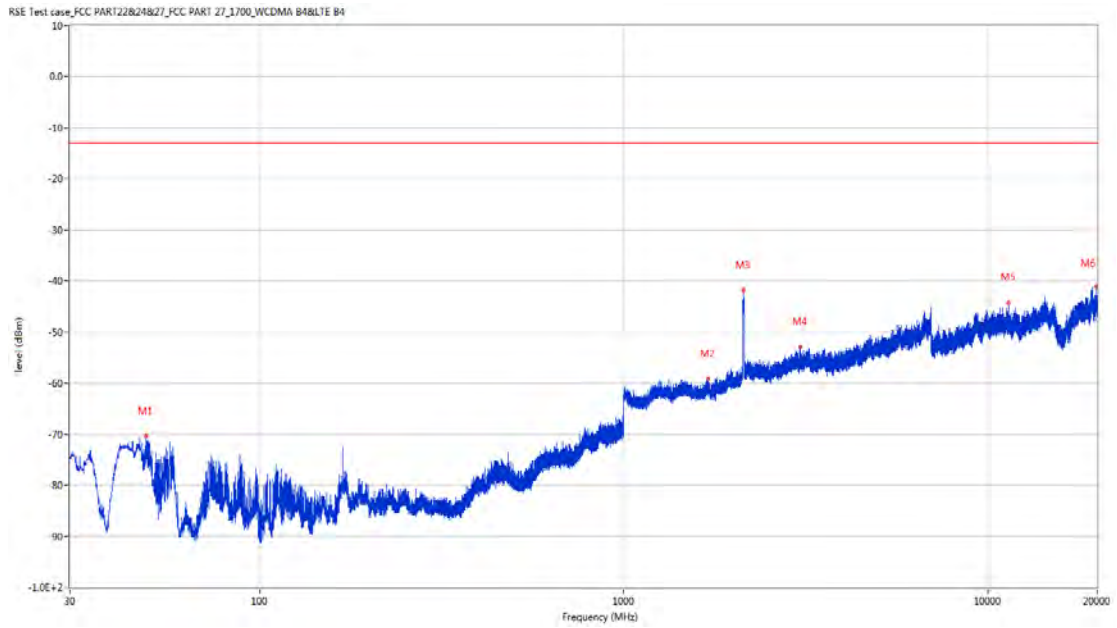
Frequency (MHz)	Result (dBm)	Factor (dB)	PK Limit (dBm)	Over Limit (dB)	Table (o)	ANT	EUT	Verdict
103.672	-66.71	-22.56	-13.0	-53.71	360.00	Horizontal	Vertical	Pass
1688.000	-55.27	-6.43	-13.0	-42.27	164.00	Horizontal	Vertical	N/A
2133.400	-23.87	-3.78	-13.0	-10.87	135.00	Horizontal	Vertical	N/A
3522.000	-52.90	2.55	-13.0	-39.90	67.00	Horizontal	Vertical	Pass
9294.537	-44.12	11.65	-13.0	-31.12	70.00	Horizontal	Vertical	Pass
19321.762	-40.80	18.91	-13.0	-27.80	220.00	Horizontal	Vertical	Pass

RSE-V&V LTE Band 4 BW20 CH20175



Frequency (MHz)	Result (dBm)	Factor (dB)	PK Limit (dBm)	Over Limit (dB)	Table (o)	ANT	EUT	Verdict
56.675	-68.58	-17.94	-13.0	-55.58	305.00	Vertical	Vertical	Pass
1688.100	-57.39	-6.44	-13.0	-44.39	239.00	Vertical	Vertical	N/A
2140.200	-41.51	-3.46	-13.0	-28.51	134.00	Vertical	Vertical	N/A
3210.200	-52.60	2.07	-13.0	-39.60	299.00	Vertical	Vertical	Pass
6164.600	-47.62	5.93	-13.0	-34.62	219.00	Vertical	Vertical	Pass
19296.750	-41.14	18.63	-13.0	-28.14	241.00	Vertical	Vertical	Pass

RSE-V&H LTE Band 4 BW20 CH20175

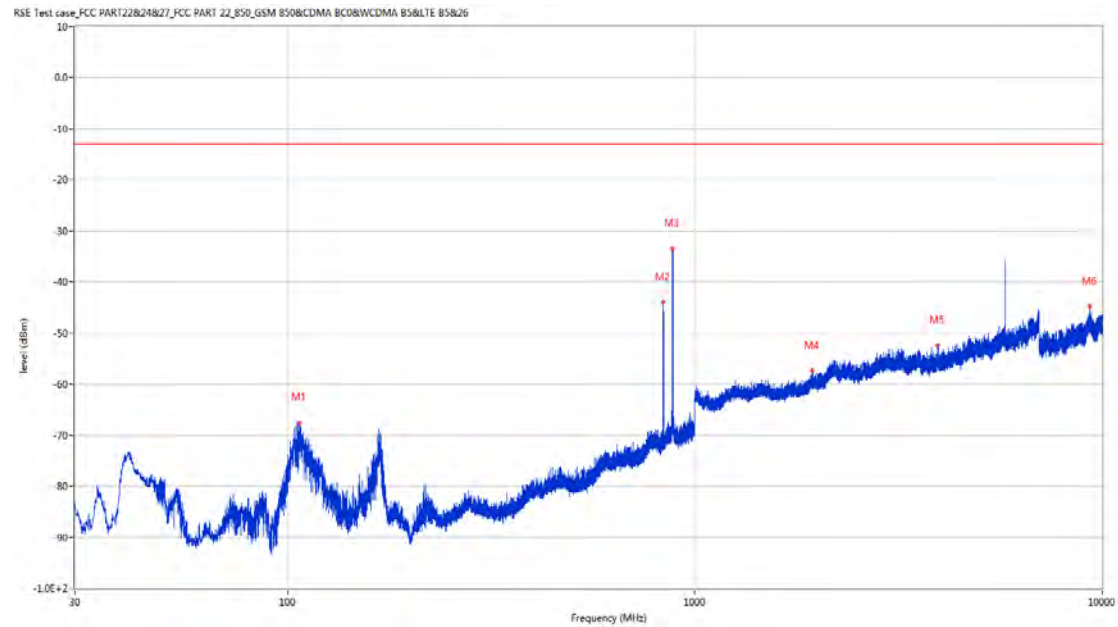


Frequency (MHz)	Result (dBm)	Factor (dB)	PK Limit (dBm)	Over Limit (dB)	Table (o)	ANT	EUT	Verdict
48.672	-70.47	-16.64	-13.0	-57.47	0.00	Vertical	Horizontal	Pass
1700.800	-59.12	-5.43	-13.0	-46.12	322.00	Vertical	Horizontal	Pass
2135.900	-41.85	-3.50	-13.0	-28.85	28.00	Vertical	Horizontal	N/A
3060.400	-52.92	1.99	-13.0	-39.92	298.00	Vertical	Horizontal	Pass
11434.112	-44.31	11.54	-13.0	-31.31	339.00	Vertical	Horizontal	Pass
19881.464	-41.17	19.03	-13.0	-28.17	11.00	Vertical	Horizontal	Pass

10 LTE Band 5

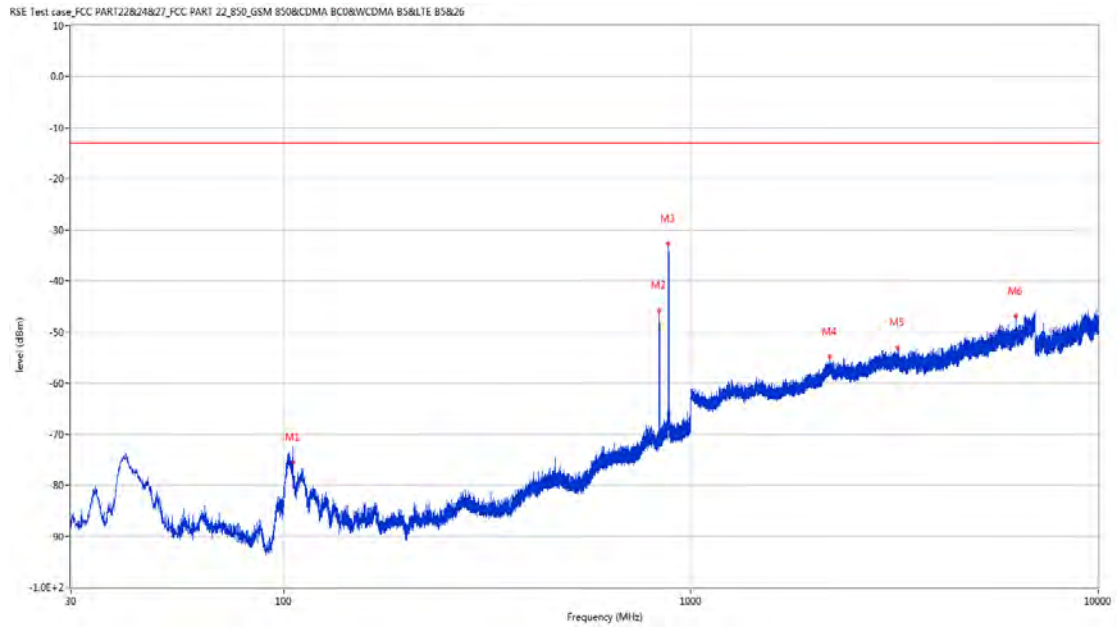
10.1 LTE Band 5 BW1.4, Middle Channel

RSE-H&H LTE Band 5 BW1.4 CH20525



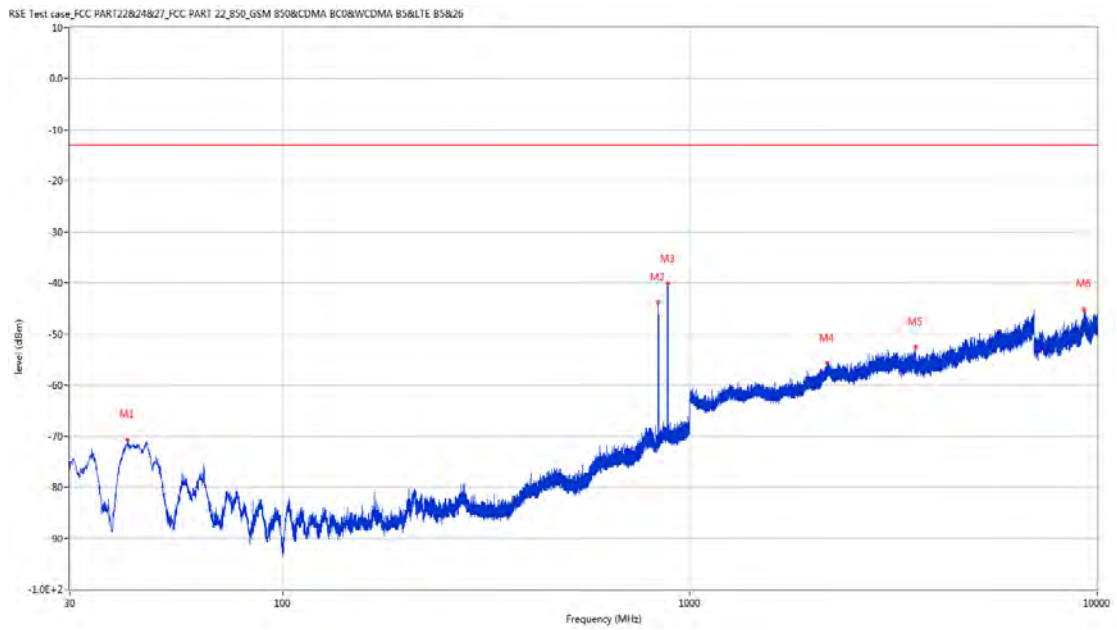
Frequency (MHz)	Result (dBm)	Factor (dB)	PK Limit (dBm)	Over Limit (dB)	Table (o)	ANT	EUT	Verdict
106.678	-67.52	-22.48	-13.0	-54.52	360.00	Horizontal	Horizontal	Pass
836.555	-43.90	0.93	-13.0	-30.90	95.00	Horizontal	Horizontal	N/A
881.708	-33.46	1.71	-13.0	-20.46	212.00	Horizontal	Horizontal	N/A
1941.100	-57.35	-5.30	-13.0	-44.35	298.00	Horizontal	Horizontal	Pass
3952.000	-52.34	3.07	-13.0	-39.34	347.00	Horizontal	Horizontal	Pass
9317.049	-44.81	11.70	-13.0	-31.81	178.00	Horizontal	Horizontal	Pass

RSE-H&V LTE Band 5 BW1.4 CH20525



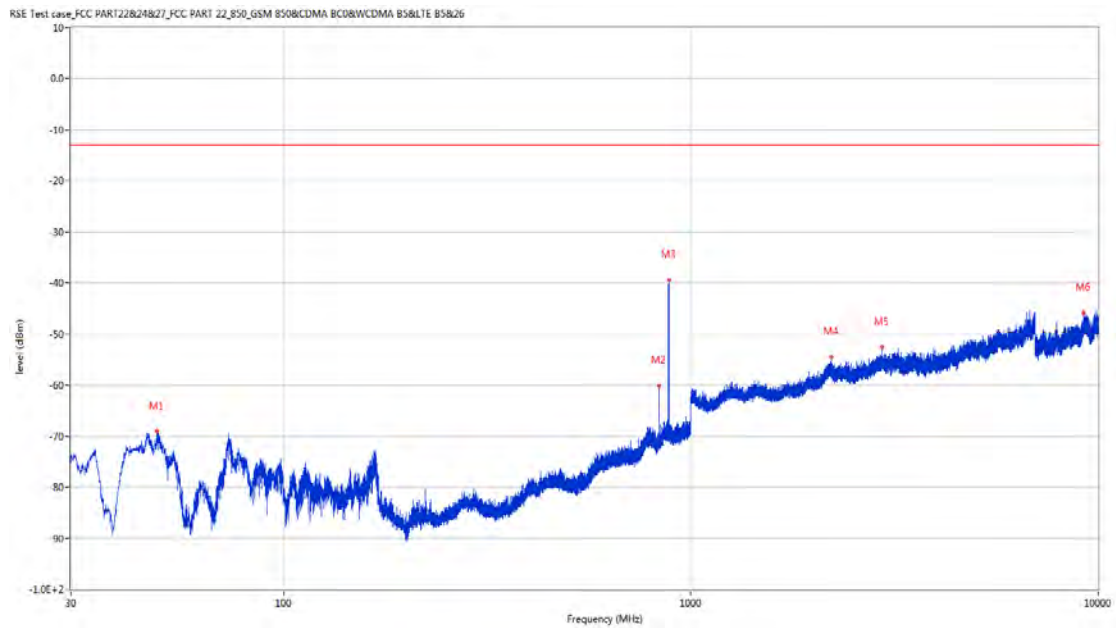
Frequency (MHz)	Result (dBm)	Factor (dB)	PK Limit (dBm)	Over Limit (dB)	Table (o)	ANT	EUT	Verdict
105.466	-75.53	-22.55	-13.0	-62.53	360.00	Horizontal	Vertical	Pass
836.652	-45.81	0.93	-13.0	-32.81	360.00	Horizontal	Vertical	N/A
881.612	-32.67	1.71	-13.0	-19.67	206.00	Horizontal	Vertical	N/A
2193.800	-54.78	-2.79	-13.0	-41.78	357.00	Horizontal	Vertical	Pass
3216.000	-53.08	2.52	-13.0	-40.08	3.00	Horizontal	Vertical	Pass
6287.600	-46.89	6.97	-13.0	-33.89	360.00	Horizontal	Vertical	Pass

RSE-V&V LTE Band 5 BW1.4 CH20525



Frequency (MHz)	Result (dBm)	Factor (dB)	PK Limit (dBm)	Over Limit (dB)	Table (o)	ANT	EUT	Verdict
41.543	-70.64	-18.09	-13.0	-57.64	154.00	Vertical	Vertical	Pass
836.700	-43.72	0.93	-13.0	-30.72	68.00	Vertical	Vertical	N/A
881.903	-40.08	1.71	-13.0	-27.08	249.00	Vertical	Vertical	N/A
2174.700	-55.74	-2.61	-13.0	-42.74	275.00	Vertical	Vertical	Pass
3579.800	-52.60	1.24	-13.0	-39.60	171.00	Vertical	Vertical	Pass
9286.600	-45.20	11.45	-13.0	-32.20	308.00	Vertical	Vertical	Pass

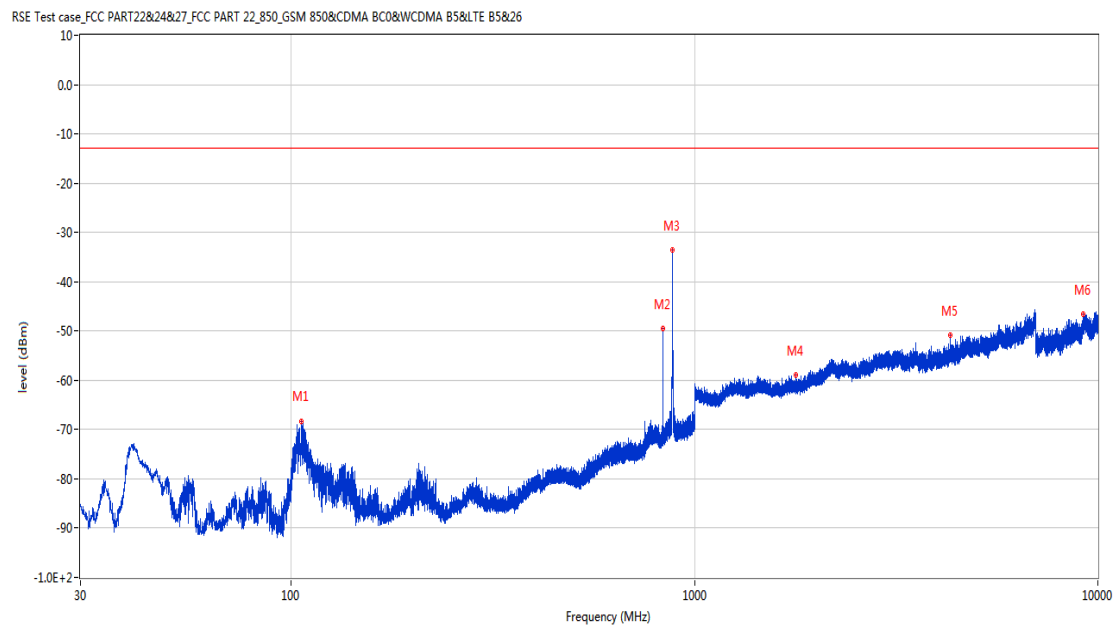
RSE-V&H LTE Band 5 BW1.4 CH20525



Frequency (MHz)	Result (dBm)	Factor (dB)	PK Limit (dBm)	Over Limit (dB)	Table (o)	ANT	EUT	Verdict
48.915	-69.14	-16.45	-13.0	-56.14	70.00	Vertical	Horizontal	Pass
836.022	-60.08	0.91	-13.0	-47.08	38.00	Vertical	Horizontal	N/A
881.999	-39.40	1.72	-13.0	-26.40	241.00	Vertical	Horizontal	N/A
2210.300	-54.57	-2.31	-13.0	-41.57	37.00	Vertical	Horizontal	Pass
2943.400	-52.59	0.57	-13.0	-39.59	227.00	Vertical	Horizontal	Pass
9195.400	-45.76	10.62	-13.0	-32.76	285.00	Vertical	Horizontal	Pass

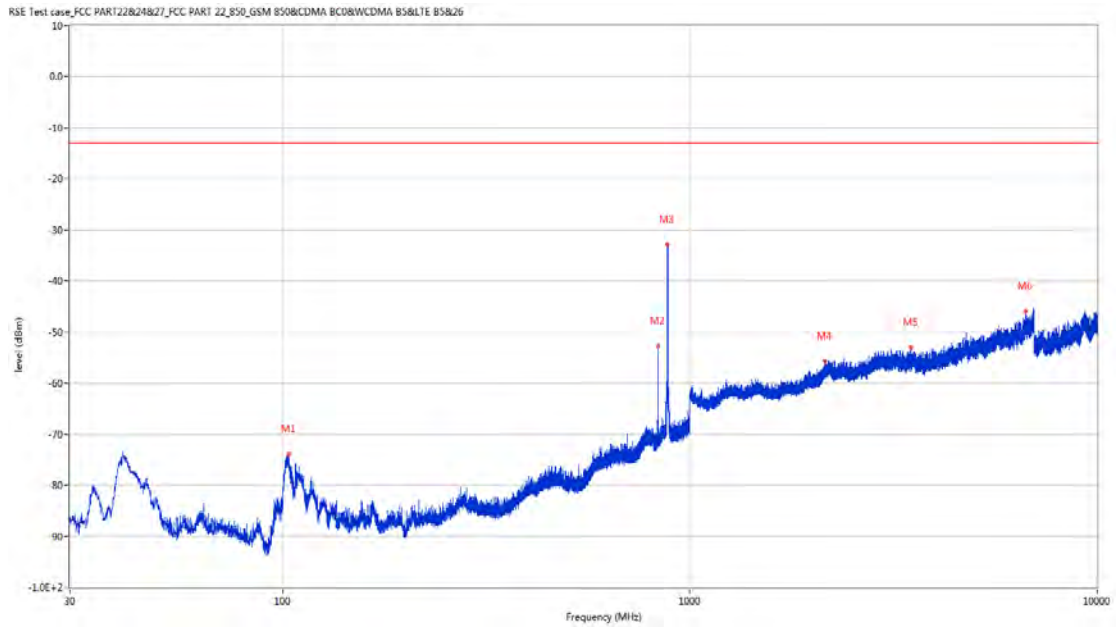
10.2 LTE Band 5 BW3, Middle Channel

RSE-H&H LTE Band 5 BW3 CH20525



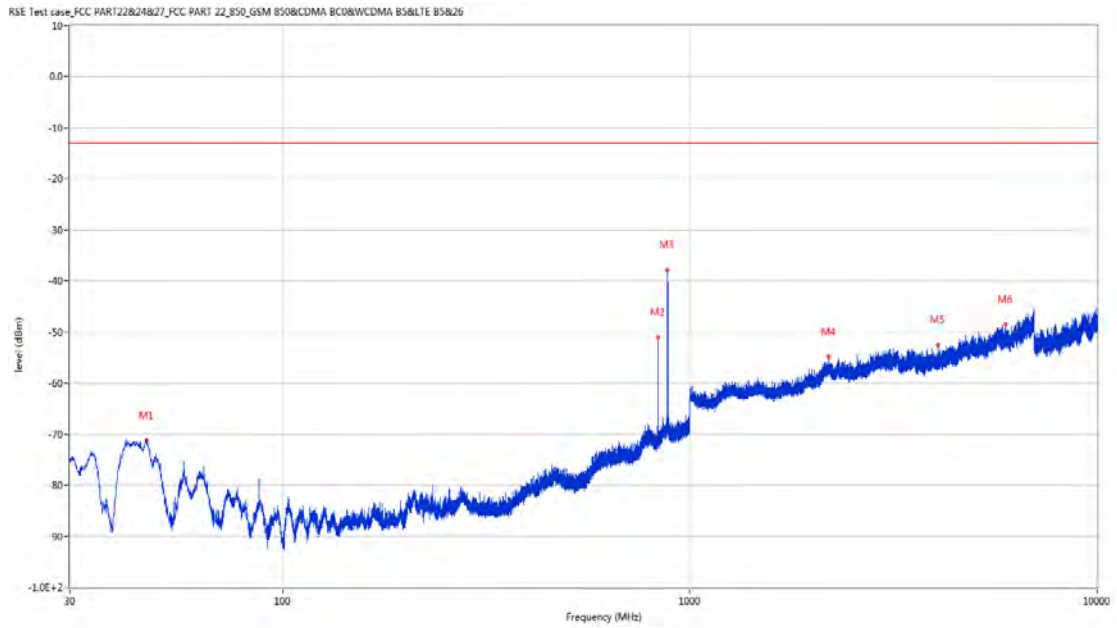
Frequency (MHz)	Result (dBm)	Factor (dB)	PK Limit (dBm)	Over Limit (dB)	Table (o)	ANT	EUT	Verdict
105.709	-68.44	-22.53	-13.0	-55.44	360.00	Horizontal	Horizontal	Pass
835.197	-49.46	0.89	-13.0	-36.46	153.00	Horizontal	Horizontal	N/A
880.302	-33.55	1.70	-13.0	-20.55	360.00	Horizontal	Horizontal	N/A
1778.800	-58.89	-6.89	-13.0	-45.89	26.00	Horizontal	Horizontal	Pass
4314.000	-50.82	2.83	-13.0	-37.82	186.00	Horizontal	Horizontal	Pass
9203.200	-46.62	10.70	-13.0	-33.62	58.00	Horizontal	Horizontal	Pass

RSE-H&V LTE Band 5 BW3 CH20525



Frequency (MHz)	Result (dBm)	Factor (dB)	PK Limit (dBm)	Over Limit (dB)	Table (o)	ANT	EUT	Verdict
103.526	-73.94	-22.50	-13.0	-60.94	360.00	Horizontal	Vertical	Pass
835.246	-52.77	0.89	-13.0	-39.77	360.00	Horizontal	Vertical	N/A
880.981	-32.92	1.71	-13.0	-19.92	205.00	Horizontal	Vertical	N/A
2141.700	-55.65	-3.47	-13.0	-42.65	335.00	Horizontal	Vertical	Pass
3484.200	-53.06	1.79	-13.0	-40.06	286.00	Horizontal	Vertical	Pass
6684.200	-45.86	7.78	-13.0	-32.86	150.00	Horizontal	Vertical	Pass

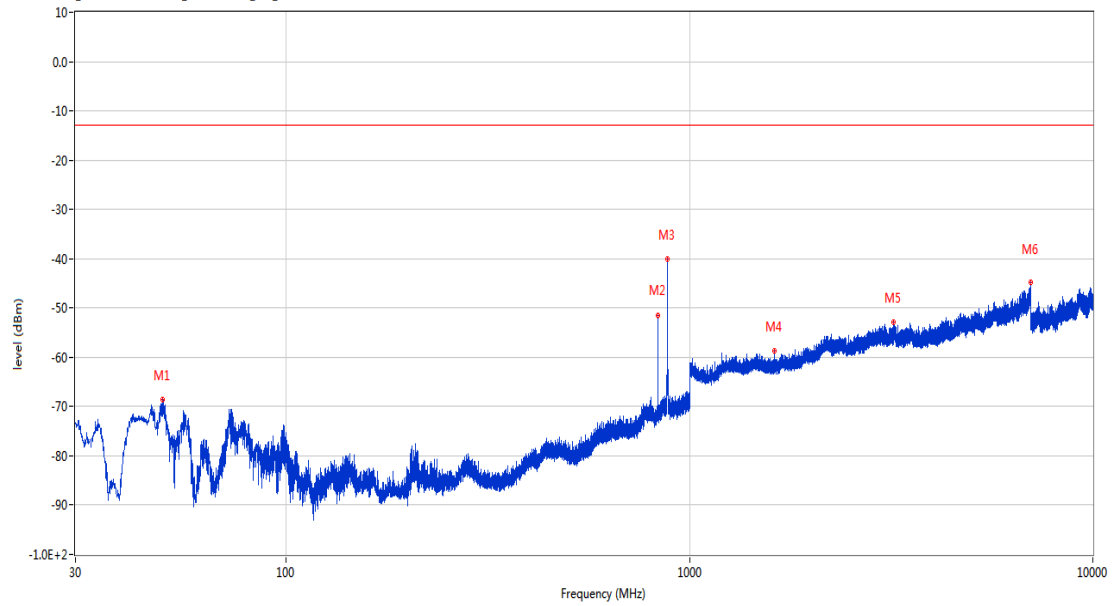
RSE-V&V LTE Band 5 BW3 CH20525



Frequency (MHz)	Result (dBm)	Factor (dB)	PK Limit (dBm)	Over Limit (dB)	Table (o)	ANT	EUT	Verdict
46.296	-71.26	-18.03	-13.0	-58.26	77.00	Vertical	Vertical	Pass
835.246	-51.04	0.89	-13.0	-38.04	67.00	Vertical	Vertical	N/A
880.932	-37.84	1.71	-13.0	-24.84	222.00	Vertical	Vertical	N/A
2194.600	-54.82	-2.71	-13.0	-41.82	73.00	Vertical	Vertical	Pass
4060.000	-52.54	2.24	-13.0	-39.54	117.00	Vertical	Vertical	Pass
5969.200	-48.57	5.80	-13.0	-35.57	140.00	Vertical	Vertical	Pass

RSE-V&H LTE Band 5 BW3 CH20525

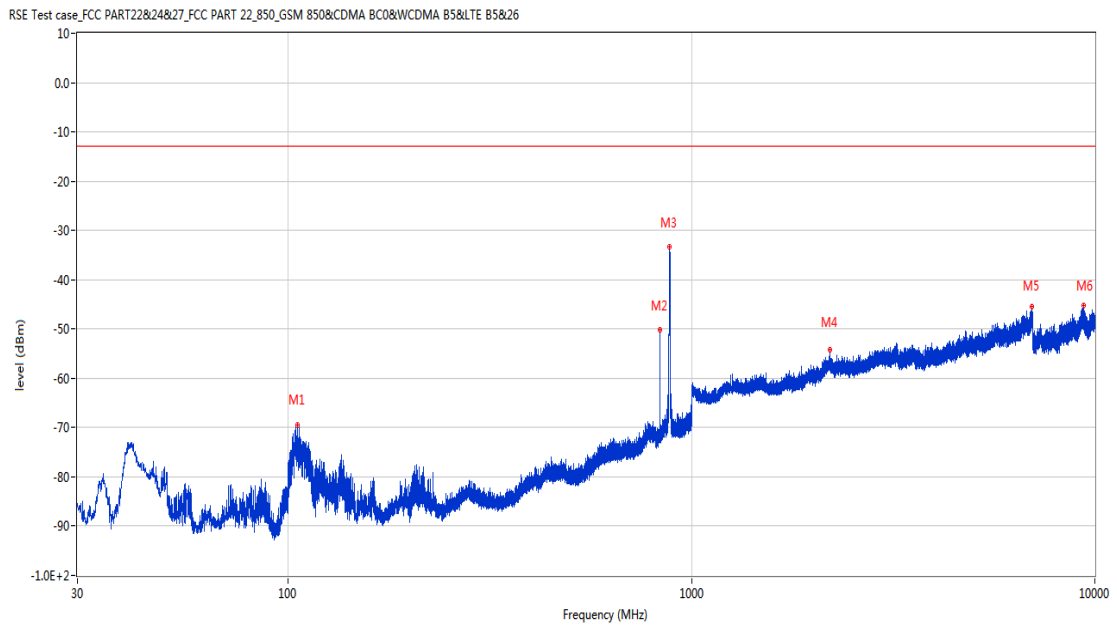
RSE Test case_FCC PART22&24&27_FCC PART 22_850_GSM 850&CDMA BC0&WCDMA B5<E B5&26



Frequency (MHz)	Result (dBm)	Factor (dB)	PK Limit (dBm)	Over Limit (dB)	Table (o)	ANT	EUT	Verdict
49.400	-68.66	-16.22	-13.0	-55.66	43.00	Vertical	Horizontal	Pass
835.294	-51.52	0.89	-13.0	-38.52	88.00	Vertical	Horizontal	N/A
881.514	-40.03	1.71	-13.0	-27.03	270.00	Vertical	Horizontal	N/A
1624.700	-58.71	-7.42	-13.0	-45.71	204.00	Vertical	Horizontal	Pass
3208.200	-52.97	1.88	-13.0	-39.97	360.00	Vertical	Horizontal	Pass
6996.400	-44.79	9.79	-13.0	-31.79	236.00	Vertical	Horizontal	Pass

10.3 LTE Band 5 BW5, Middle Channel

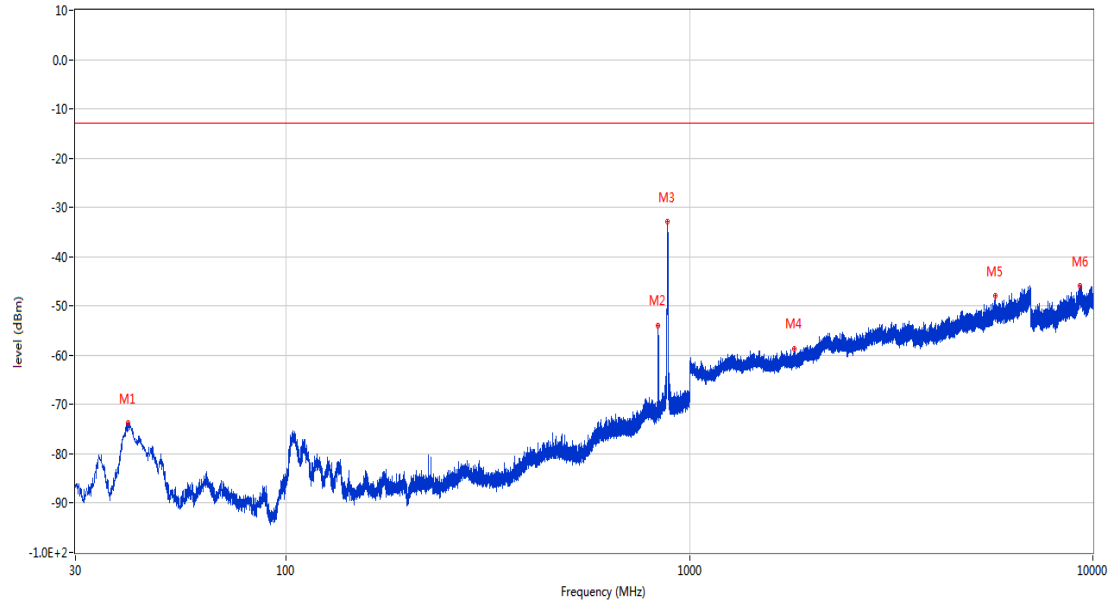
RSE-H&H LTE Band 5 BW5 CH20525



Frequency (MHz)	Result (dBm)	Factor (dB)	PK Limit (dBm)	Over Limit (dB)	Table (o)	ANT	EUT	Verdict
105.321	-69.36	-22.57	-13.0	-56.36	360.00	Horizontal	Horizontal	Pass
834.324	-50.20	0.87	-13.0	-37.20	160.00	Horizontal	Horizontal	N/A
879.429	-33.43	1.67	-13.0	-20.43	205.00	Horizontal	Horizontal	N/A
2204.200	-54.20	-2.41	-13.0	-41.20	169.00	Horizontal	Horizontal	Pass
6985.400	-45.38	9.80	-13.0	-32.38	180.00	Horizontal	Horizontal	Pass
9385.000	-45.25	11.40	-13.0	-32.25	239.00	Horizontal	Horizontal	Pass

RSE-H&V LTE Band 5 BW5 CH20525

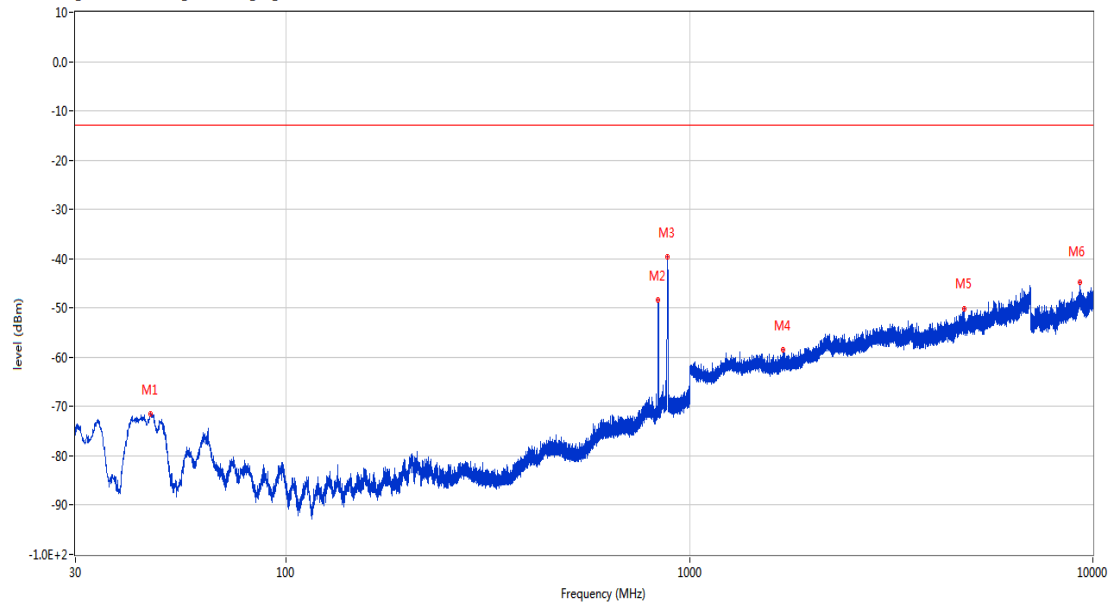
RSE Test case_FCC PART22&24&27_FCC PART 22_850_GSM 850&CDMA BC0&WCDMA B5<E B5&26



Frequency (MHz)	Result (dBm)	Factor (dB)	PK Limit (dBm)	Over Limit (dB)	Table (o)	ANT	EUT	Verdict
40.476	-73.84	-18.52	-13.0	-60.84	141.00	Horizontal	Vertical	Pass
836.652	-53.89	0.93	-13.0	-40.89	213.00	Horizontal	Vertical	N/A
879.720	-32.93	1.69	-13.0	-19.93	357.00	Horizontal	Vertical	N/A
1815.100	-58.69	-6.20	-13.0	-45.69	99.00	Horizontal	Vertical	Pass
5737.800	-47.99	5.36	-13.0	-34.99	37.00	Horizontal	Vertical	Pass
9287.800	-45.92	11.48	-13.0	-32.92	172.00	Horizontal	Vertical	Pass

RSE-V&V LTE Band 5 BW5 CH20525

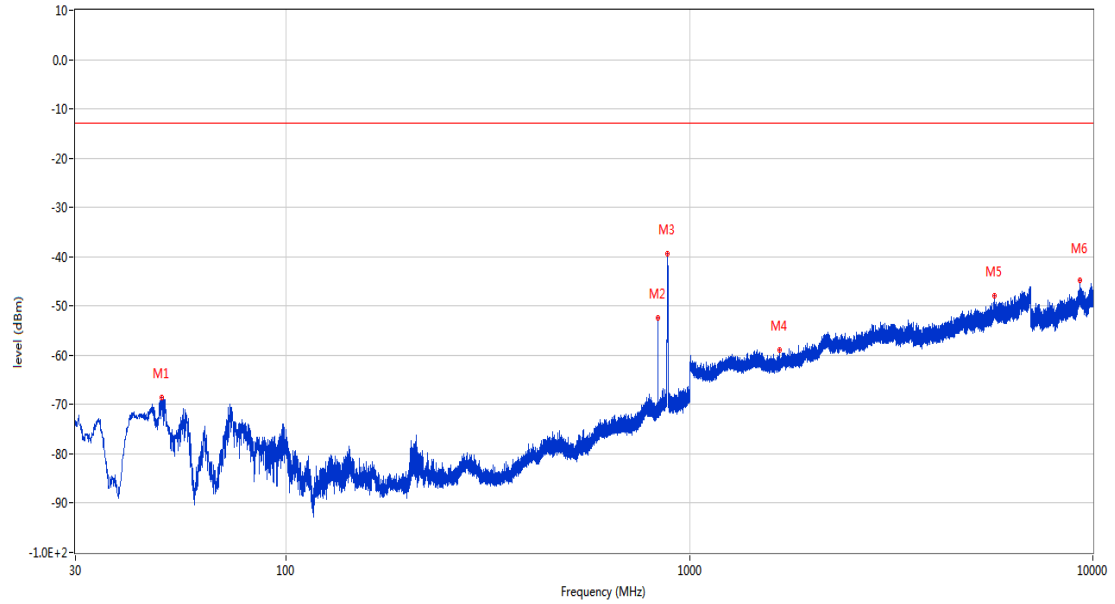
RSE Test case_FCC PART22&24&27_FCC PART 22_850_GSM 850&CDMA BC0&WCDMA B5<E B5&26



Frequency (MHz)	Result (dBm)	Factor (dB)	PK Limit (dBm)	Over Limit (dB)	Table (o)	ANT	EUT	Verdict
46.053	-71.59	-18.19	-13.0	-58.59	72.00	Vertical	Vertical	Pass
836.555	-48.40	0.93	-13.0	-35.40	250.00	Vertical	Vertical	N/A
879.332	-39.56	1.67	-13.0	-26.56	227.00	Vertical	Vertical	N/A
1709.400	-58.55	-6.57	-13.0	-45.55	224.00	Vertical	Vertical	Pass
4800.800	-50.24	4.27	-13.0	-37.24	356.00	Vertical	Vertical	Pass
9288.100	-44.80	11.49	-13.0	-31.80	28.00	Vertical	Vertical	Pass

RSE-V&H LTE Band 5 BW5 CH20525

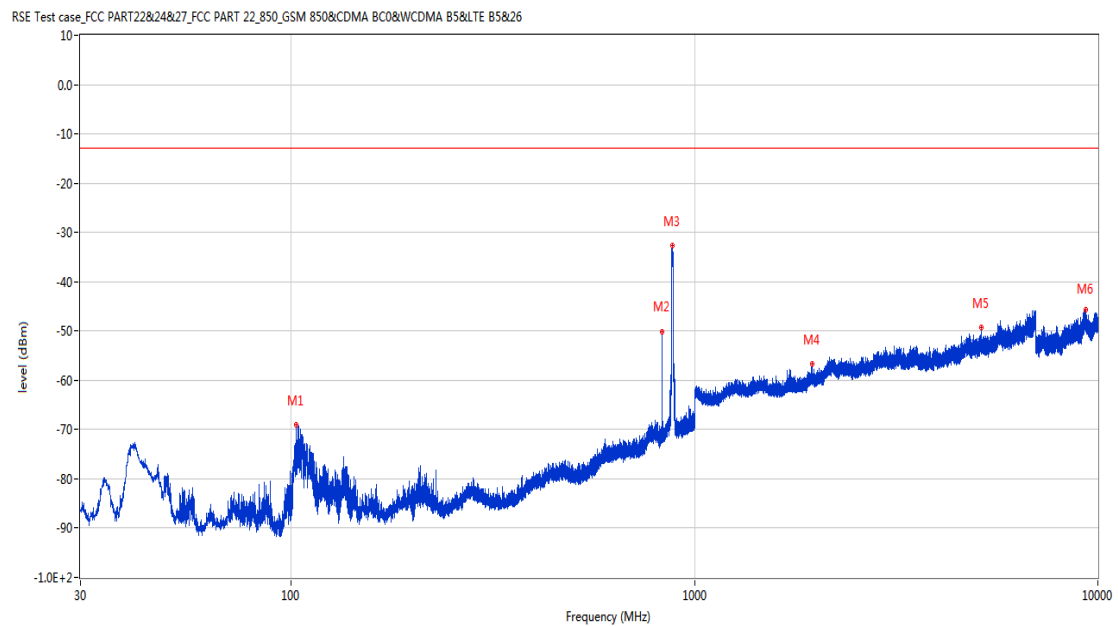
RSE Test case_FCC PART22&24&27_FCC PART 22_850_GSM 850&CDMA BC0&WCDMA B5<E B5&26



Frequency (MHz)	Result (dBm)	Factor (dB)	PK Limit (dBm)	Over Limit (dB)	Table (o)	ANT	EUT	Verdict
49.012	-68.60	-16.40	-13.0	-55.60	62.00	Vertical	Horizontal	Pass
834.324	-52.36	0.87	-13.0	-39.36	86.00	Vertical	Horizontal	N/A
879.332	-39.39	1.67	-13.0	-26.39	250.00	Vertical	Horizontal	N/A
1675.500	-58.95	-6.98	-13.0	-45.95	228.00	Vertical	Horizontal	Pass
5707.200	-47.99	5.51	-13.0	-34.99	73.00	Vertical	Horizontal	Pass
9269.200	-44.76	11.21	-13.0	-31.76	122.00	Vertical	Horizontal	Pass

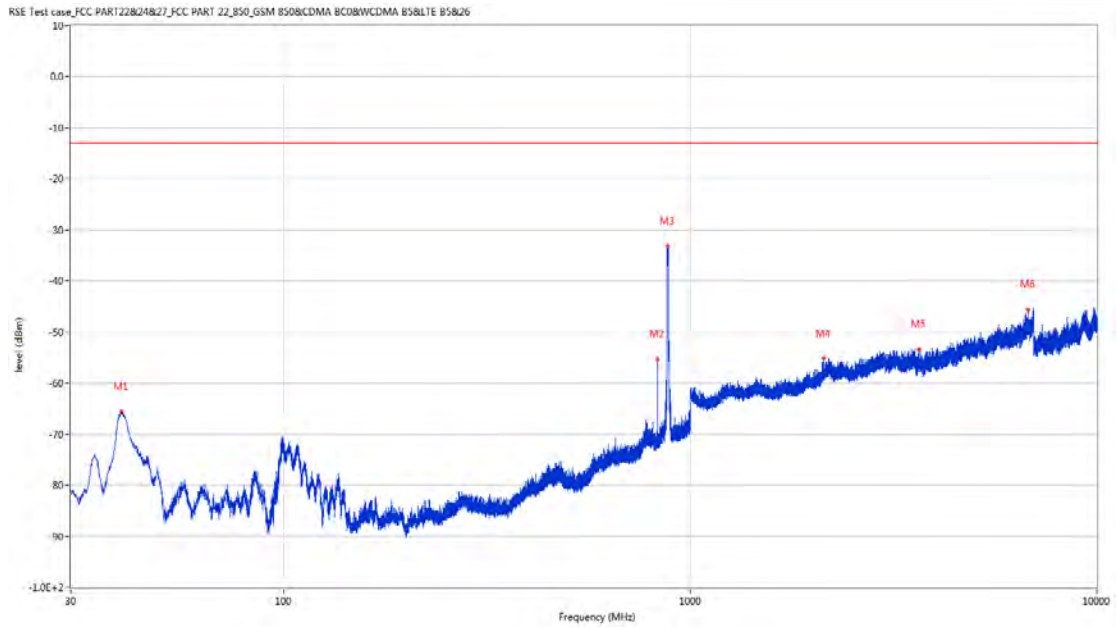
10.4 LTE Band 5 BW10, Middle Channel

RSE-H&H LTE Band 5 BW10 CH20525



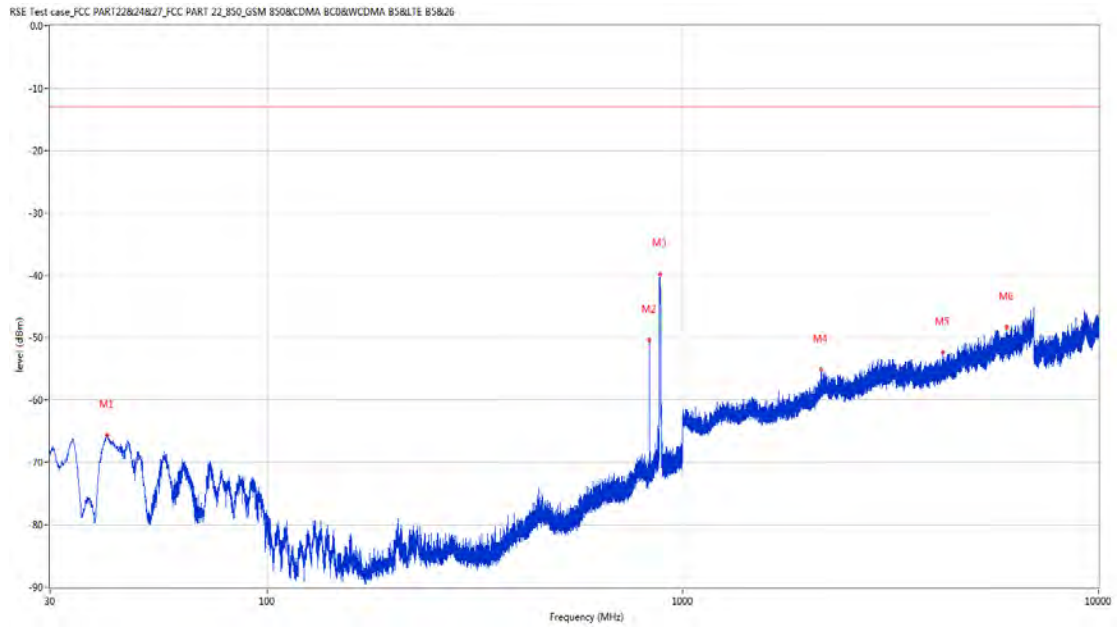
Frequency (MHz)	Result (dBm)	Factor (dB)	PK Limit (dBm)	Over Limit (dB)	Table (o)	ANT	EUT	Verdict
102.701	-69.09	-22.42	-13.0	-56.09	360.00	Horizontal	Horizontal	Pass
832.142	-50.15	0.81	-13.0	-37.15	145.00	Horizontal	Horizontal	N/A
882.242	-32.68	1.72	-13.0	-19.68	204.00	Horizontal	Horizontal	N/A
1955.600	-56.74	-5.05	-13.0	-43.74	37.00	Horizontal	Horizontal	Pass
5151.000	-49.35	4.32	-13.0	-36.35	158.00	Horizontal	Horizontal	Pass
9312.400	-45.71	11.72	-13.0	-32.71	58.00	Horizontal	Horizontal	Pass

RSE-H&V LTE Band 5 BW10 CH20525



Frequency (MHz)	Result (dBm)	Factor (dB)	PK Limit (dBm)	Over Limit (dB)	Table (o)	ANT	EUT	Verdict
39.991	-65.66	-18.88	-13.0	-52.66	128.00	Horizontal	Vertical	Pass
832.190	-55.28	0.81	-13.0	-42.28	344.00	Horizontal	Vertical	N/A
881.563	-33.25	1.71	-13.0	-20.25	193.00	Horizontal	Vertical	N/A
2131.600	-55.15	-3.61	-13.0	-42.15	183.00	Horizontal	Vertical	Pass
3652.000	-53.42	1.29	-13.0	-40.42	32.00	Horizontal	Vertical	Pass
6788.600	-45.53	8.02	-13.0	-32.53	99.00	Horizontal	Vertical	Pass

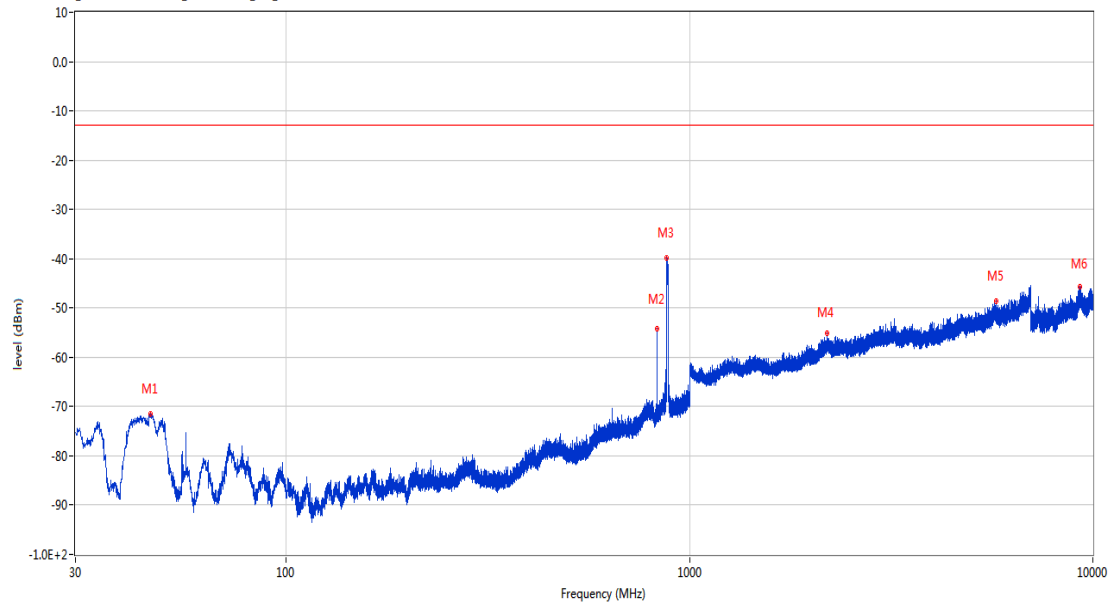
RSE-V&V LTE Band 5 BW10 CH20525



Frequency (MHz)	Result (dBm)	Factor (dB)	PK Limit (dBm)	Over Limit (dB)	Table (o)	ANT	EUT	Verdict
41.106	-65.62	-18.17	-13.0	-52.62	178.00	Vertical	Vertical	Pass
832.142	-50.33	0.81	-13.0	-37.33	56.00	Vertical	Vertical	N/A
882.193	-39.84	1.72	-13.0	-26.84	223.00	Vertical	Vertical	N/A
2153.100	-55.04	-2.78	-13.0	-42.04	356.00	Vertical	Vertical	Pass
4226.800	-52.44	2.39	-13.0	-39.44	296.00	Vertical	Vertical	Pass
6006.800	-48.32	6.00	-13.0	-35.32	63.00	Vertical	Vertical	Pass

RSE-V&H LTE Band 5 BW10 CH20525

RSE Test case_FCC PART22&24&27_FCC PART 22_850_GSM 850&CDMA BC0&WCDMA B5<E B5&26

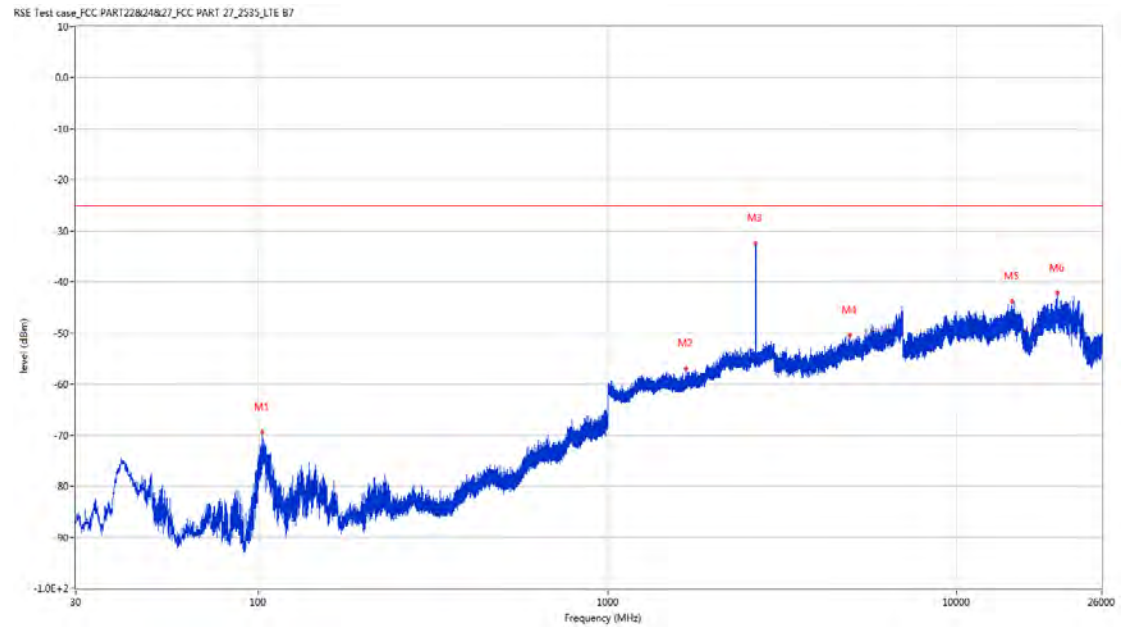


Frequency (MHz)	Result (dBm)	Factor (dB)	PK Limit (dBm)	Over Limit (dB)	Table (o)	ANT	EUT	Verdict
46.102	-71.53	-18.16	-13.0	-58.53	69.00	Vertical	Horizontal	Pass
832.142	-54.25	0.81	-13.0	-41.25	69.00	Vertical	Horizontal	N/A
877.780	-39.83	1.61	-13.0	-26.83	232.00	Vertical	Horizontal	N/A
2194.600	-55.05	-2.71	-13.0	-42.05	81.00	Vertical	Horizontal	Pass
5747.400	-48.70	5.15	-13.0	-35.70	328.00	Vertical	Horizontal	Pass
9289.450	-45.69	11.52	-13.0	-32.69	0.00	Vertical	Horizontal	Pass

11 LTE Band 7

11.1 LTE Band 7 BW5, Middle Channel

RSE-H&H LTE Band 7 BW5 CH21100



Frequency (MHz)	Result (dBm)	Factor (dB)	PK Limit (dBm)	Over Limit (dB)	Table (o)	ANT	EUT	Verdict
102.507	-69.39	-21.85	-25.0	-44.39	359.00	Horizontal	Horizontal	Pass
1677.100	-56.94	-4.98	-25.0	-31.94	145.00	Horizontal	Horizontal	Pass
2654.000	-32.46	0.49	-25.0	-7.46	110.00	Horizontal	Horizontal	N/A
4927.400	-50.35	4.38	-25.0	-25.35	78.00	Horizontal	Horizontal	Pass
14377.263	-43.81	12.48	-25.0	-18.81	235.00	Horizontal	Horizontal	Pass
19374.688	-42.07	17.53	-25.0	-17.07	76.00	Horizontal	Horizontal	Pass

RSE-H&V LTE Band 7 BW5 CH21100



Frequency (MHz)	Result (dBm)	Factor (dB)	PK Limit (dBm)	Over Limit (dB)	Table (o)	ANT	EUT	Verdict
40.428	-66.76	-18.30	-25.0	-41.76	91.00	Horizontal	Vertical	Pass
2175.300	-52.93	-0.83	-25.0	-27.93	135.00	Horizontal	Vertical	Pass
2656.700	-32.66	0.56	-25.0	-7.66	135.00	Horizontal	Vertical	N/A
4783.600	-49.84	4.39	-25.0	-24.84	342.00	Horizontal	Vertical	Pass
9318.112	-45.43	11.69	-25.0	-20.43	242.00	Horizontal	Vertical	Pass
20263.100	-41.80	17.59	-25.0	-16.80	234.00	Horizontal	Vertical	Pass

RSE-V&V LTE Band 7 BW5 CH21100



Frequency (MHz)	Result (dBm)	Factor (dB)	PK Limit (dBm)	Over Limit (dB)	Table (o)	ANT	EUT	Verdict
42.513	-66.17	-18.09	-25.0	-41.17	75.00	Vertical	Vertical	Pass
2210.400	-52.85	-0.77	-25.0	-27.85	180.00	Vertical	Vertical	Pass
2655.900	-40.45	0.57	-25.0	-15.45	79.00	Vertical	Vertical	N/A
5684.800	-48.26	6.04	-25.0	-23.26	293.00	Vertical	Vertical	Pass
10496.575	-44.93	10.76	-25.0	-19.93	356.00	Vertical	Vertical	Pass
21626.599	-42.53	18.05	-25.0	-17.53	271.00	Vertical	Vertical	Pass

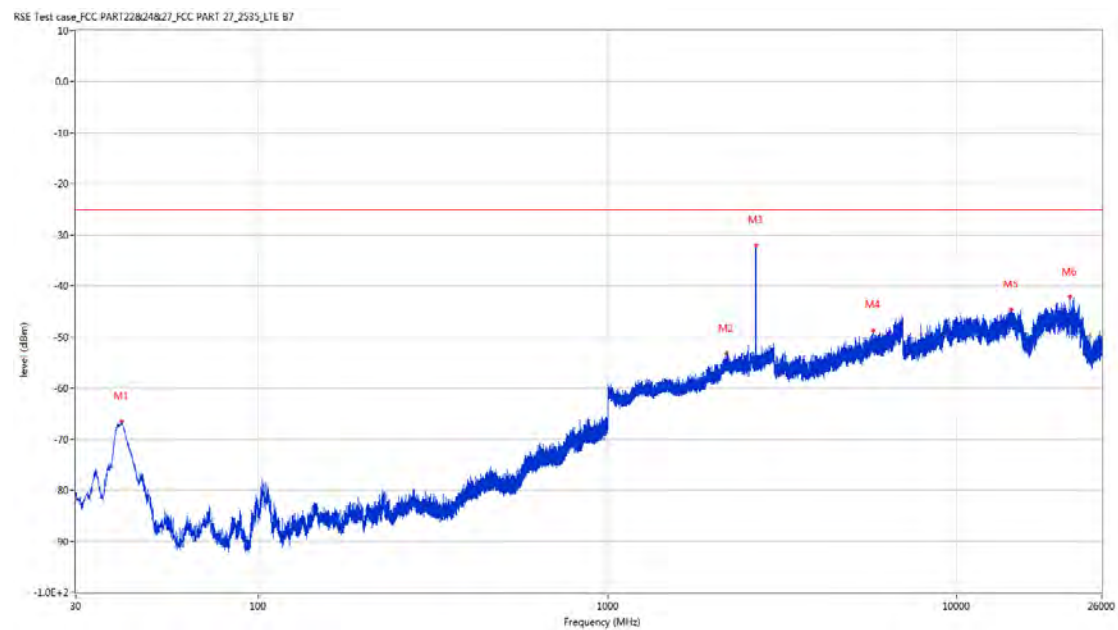
RSE-V&H LTE Band 7 BW5 CH21100



Frequency (MHz)	Result (dBm)	Factor (dB)	PK Limit (dBm)	Over Limit (dB)	Table (o)	ANT	EUT	Verdict
71.855	-68.03	-16.49	-25.0	-43.03	108.00	Vertical	Horizontal	Pass
2196.400	-53.19	-0.27	-25.0	-28.19	212.00	Vertical	Horizontal	Pass
2654.600	-41.56	0.57	-25.0	-16.56	306.00	Vertical	Horizontal	N/A
5703.600	-48.78	5.54	-25.0	-23.78	10.00	Vertical	Horizontal	Pass
11307.612	-44.55	12.39	-25.0	-19.55	317.00	Vertical	Horizontal	Pass
21621.500	-42.51	18.05	-25.0	-17.51	240.00	Vertical	Horizontal	Pass

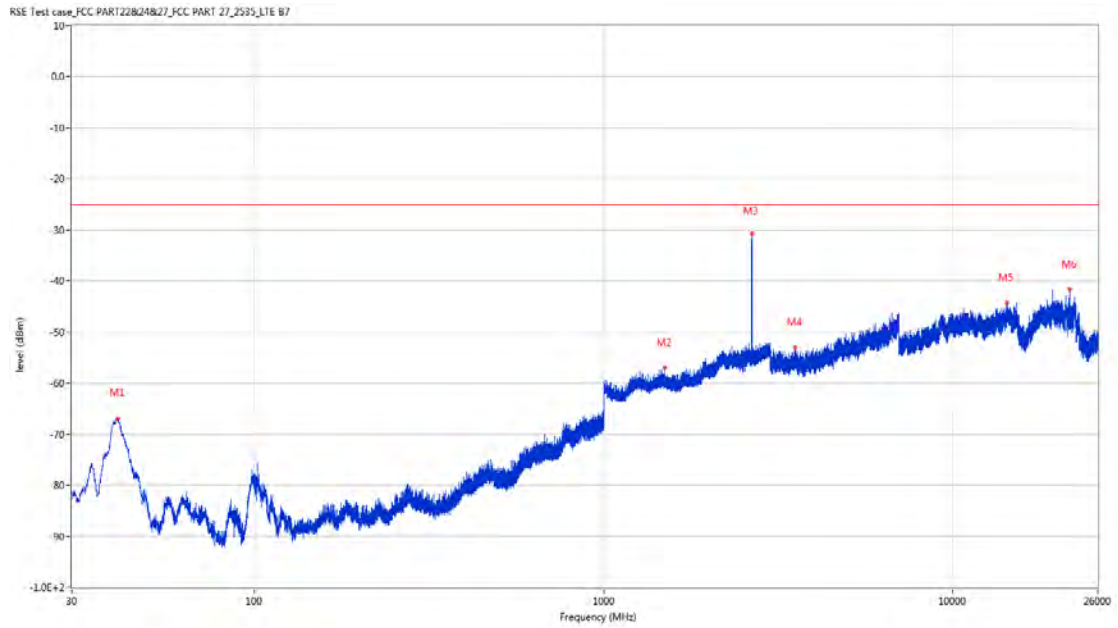
11.2 LTE Band 7 BW10, Middle Channel

RSE-H&H LTE Band 7 BW10 CH21100



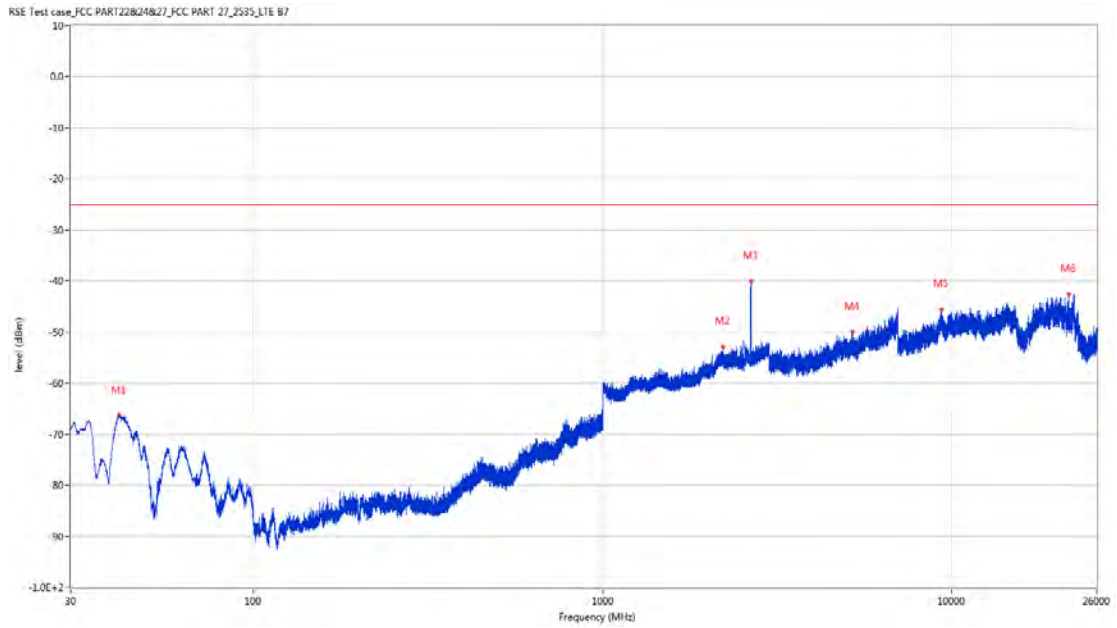
Frequency (MHz)	Result (dBm)	Factor (dB)	PK Limit (dBm)	Over Limit (dB)	Table (o)	ANT	EUT	Verdict
40.718	-66.44	-18.06	-25.0	-41.44	90.00	Horizontal	Horizontal	Pass
2193.700	-53.20	-0.36	-25.0	-28.20	129.00	Horizontal	Horizontal	Pass
2658.400	-32.04	0.47	-25.0	-7.04	112.00	Horizontal	Horizontal	N/A
5749.400	-48.78	5.24	-25.0	-23.78	13.00	Horizontal	Horizontal	Pass
14319.988	-44.63	12.04	-25.0	-19.63	136.00	Horizontal	Horizontal	Pass
21086.599	-42.15	17.87	-25.0	-17.15	40.00	Horizontal	Horizontal	Pass

RSE-H&V LTE Band 7 BW10 CH21100



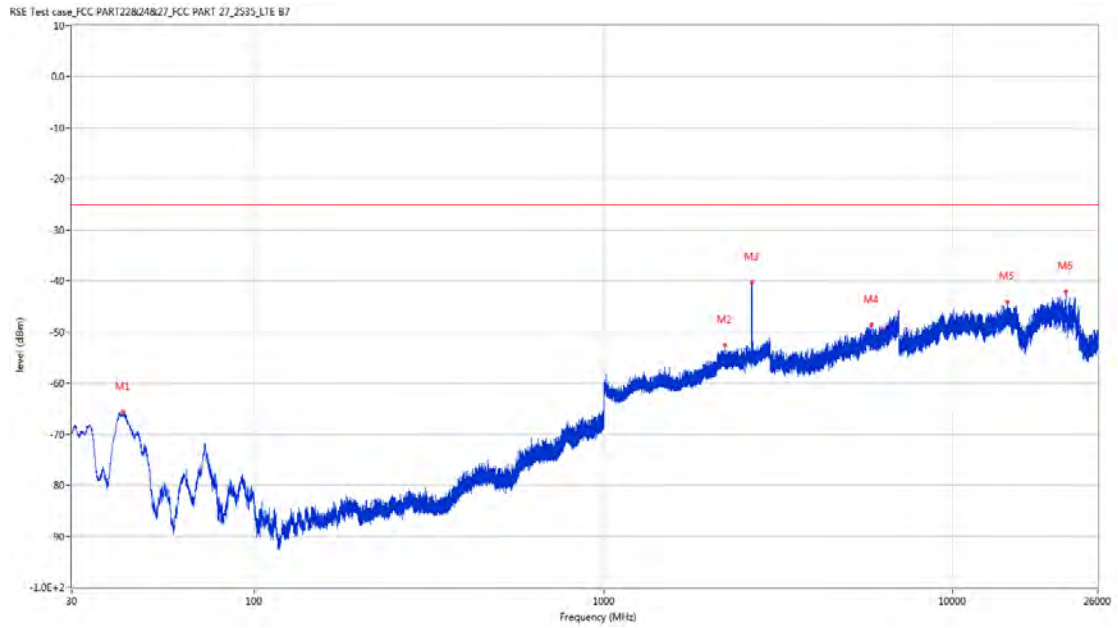
Frequency (MHz)	Result (dBm)	Factor (dB)	PK Limit (dBm)	Over Limit (dB)	Table (o)	ANT	EUT	Verdict
40.621	-66.84	-18.13	-25.0	-41.84	92.00	Horizontal	Vertical	Pass
1496.800	-56.96	-4.99	-25.0	-31.96	225.00	Horizontal	Vertical	Pass
2656.300	-30.62	0.58	-25.0	-5.62	140.00	Horizontal	Vertical	N/A
3540.800	-53.05	2.31	-25.0	-28.05	229.00	Horizontal	Vertical	Pass
14209.424	-44.28	12.71	-25.0	-19.28	207.00	Horizontal	Vertical	Pass
21621.801	-41.67	18.05	-25.0	-16.67	221.00	Horizontal	Vertical	Pass

RSE-V&V LTE Band 7 BW10 CH21100



Frequency (MHz)	Result (dBm)	Factor (dB)	PK Limit (dBm)	Over Limit (dB)	Table (o)	ANT	EUT	Verdict
41.300	-66.28	-17.84	-25.0	-41.28	67.00	Vertical	Vertical	Pass
2211.900	-52.81	-0.73	-25.0	-27.81	326.00	Vertical	Vertical	Pass
2657.500	-40.06	0.52	-25.0	-15.06	357.00	Vertical	Vertical	N/A
5209.400	-49.94	4.18	-25.0	-24.94	123.00	Vertical	Vertical	Pass
9362.388	-45.60	11.06	-25.0	-20.60	282.00	Vertical	Vertical	Pass
21621.801	-42.54	18.05	-25.0	-17.54	179.00	Vertical	Vertical	Pass

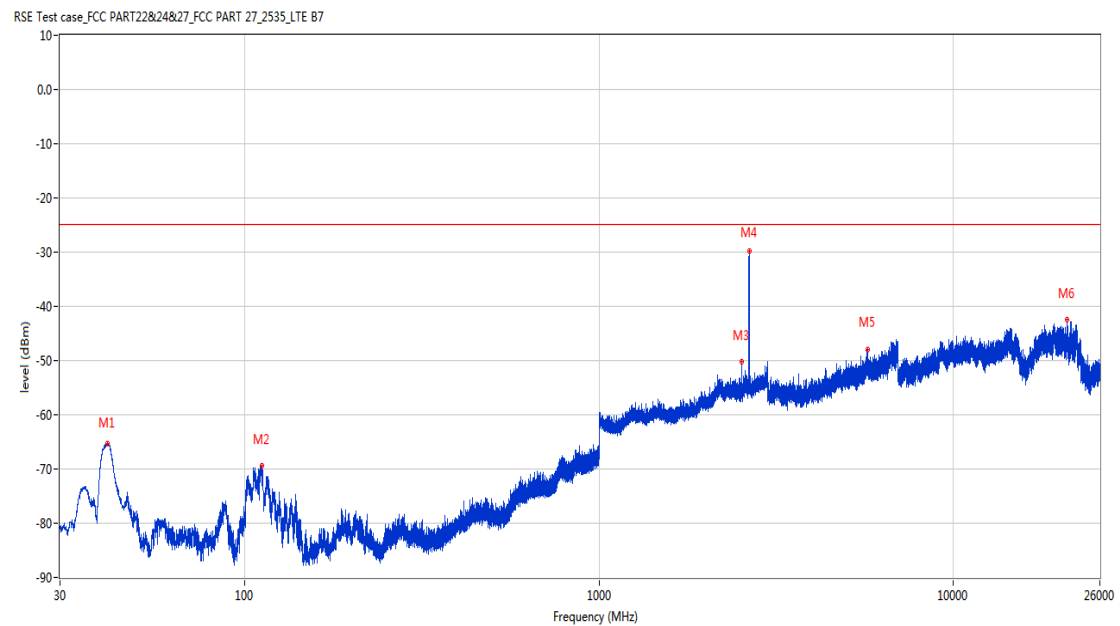
RSE-V&H LTE Band 7 BW10 CH21100



Frequency (MHz)	Result (dBm)	Factor (dB)	PK Limit (dBm)	Over Limit (dB)	Table (o)	ANT	EUT	Verdict
42.077	-65.65	-17.77	-25.0	-40.65	48.00	Vertical	Horizontal	Pass
2225.300	-52.54	-0.80	-25.0	-27.54	336.00	Vertical	Horizontal	Pass
2657.800	-40.23	0.50	-25.0	-15.23	76.00	Vertical	Horizontal	N/A
5859.600	-48.52	5.95	-25.0	-23.52	177.00	Vertical	Horizontal	Pass
14300.775	-44.07	12.57	-25.0	-19.07	9.00	Vertical	Horizontal	Pass
21043.700	-42.05	17.85	-25.0	-17.05	135.00	Vertical	Horizontal	Pass

11.3 LTE Band 7 BW15, Middle Channel

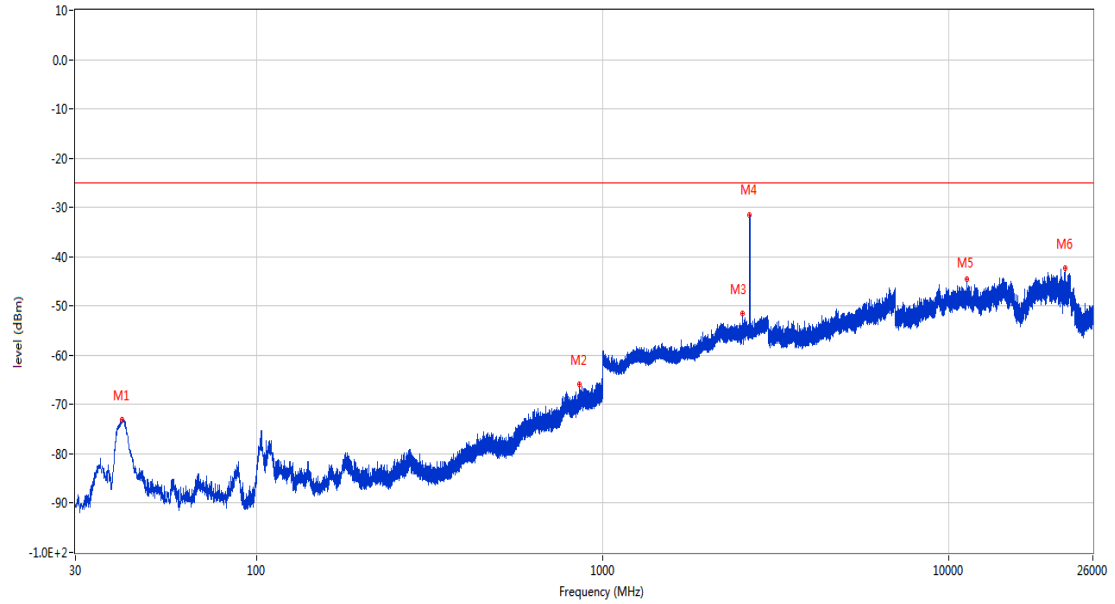
RSE-H&H LTE Band 7 BW15 CH21100



Frequency (MHz)	Result (dBm)	Factor (dB)	PK Limit (dBm)	Over Limit (dB)	Table (o)	ANT	EUT	Verdict
40.767	-65.34	-18.03	-25.0	-40.34	105.00	Horizontal	Horizontal	Pass
111.286	-69.39	-21.96	-25.0	-44.39	206.00	Horizontal	Horizontal	Pass
2528.400	-50.18	0.55	-25.0	-25.18	56.00	Horizontal	Horizontal	N/A
2657.300	-29.81	0.53	-25.0	-4.81	142.00	Horizontal	Horizontal	N/A
5747.600	-47.92	5.13	-25.0	-22.92	208.00	Horizontal	Horizontal	Pass
21039.198	-42.45	17.85	-25.0	-17.45	132.00	Horizontal	Horizontal	Pass

RSE-H&V LTE Band 7 BW15 CH21100

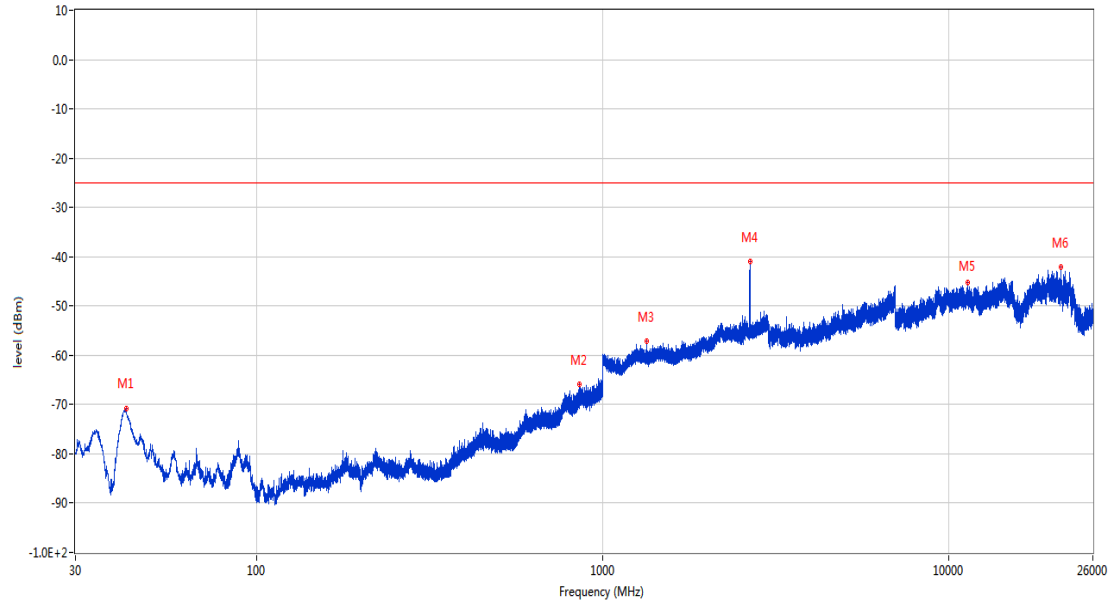
RSE Test case_FCC PART22&24&27_FCC PART 27_2535_LTE B7



Frequency (MHz)	Result (dBm)	Factor (dB)	PK Limit (dBm)	Over Limit (dB)	Table (o)	ANT	EUT	Verdict
41.010	-73.10	-17.90	-25.0	-48.10	86.00	Horizontal	Vertical	Pass
857.022	-65.96	2.66	-25.0	-40.96	142.00	Horizontal	Vertical	Pass
2530.600	-51.49	0.58	-25.0	-26.49	264.00	Horizontal	Vertical	N/A
2654.500	-31.53	0.57	-25.0	-6.53	142.00	Horizontal	Vertical	N/A
11218.487	-44.63	11.37	-25.0	-19.63	1.00	Horizontal	Vertical	Pass
21625.100	-42.28	18.05	-25.0	-17.28	330.00	Horizontal	Vertical	Pass

RSE-V&V LTE Band 7 BW15 CH21100

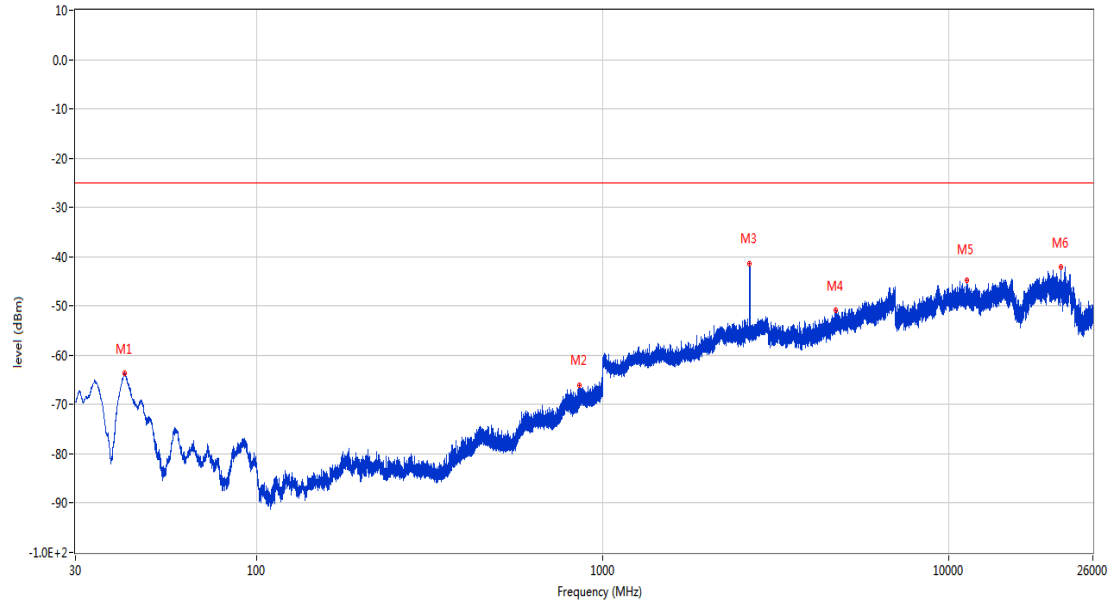
RSE Test case_FCC PART22&24&27_FCC PART 27_2535_LTE B7



Frequency (MHz)	Result (dBm)	Factor (dB)	PK Limit (dBm)	Over Limit (dB)	Table (o)	ANT	EUT	Verdict
41.980	-70.73	-17.71	-25.0	-45.73	93.00	Vertical	Vertical	Pass
856.246	-65.92	2.66	-25.0	-40.92	131.00	Vertical	Vertical	Pass
1335.800	-57.21	-5.62	-25.0	-32.21	316.00	Vertical	Vertical	Pass
2658.900	-41.02	0.43	-25.0	-16.02	175.00	Vertical	Vertical	N/A
11301.000	-45.21	12.32	-25.0	-20.21	276.00	Vertical	Vertical	Pass
21054.501	-41.99	17.86	-25.0	-16.99	206.00	Vertical	Vertical	Pass

RSE-V&H LTE Band 7 BW15 CH21100

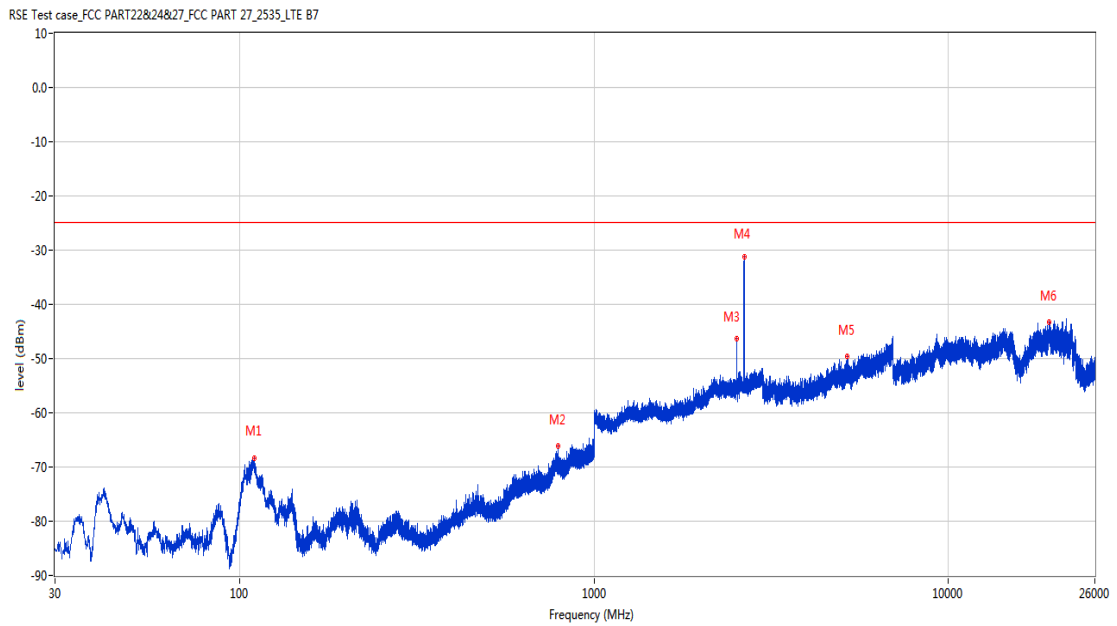
RSE Test case_FCC PART22&24&27_FCC PART 27_2535_LTE B7



Frequency (MHz)	Result (dBm)	Factor (dB)	PK Limit (dBm)	Over Limit (dB)	Table (o)	ANT	EUT	Verdict
41.640	-63.73	-17.78	-25.0	-38.73	111.00	Vertical	Horizontal	Pass
856.391	-65.99	2.65	-25.0	-40.99	175.00	Vertical	Horizontal	Pass
2653.800	-41.51	0.44	-25.0	-16.51	360.00	Vertical	Horizontal	N/A
4698.600	-50.73	4.03	-25.0	-25.73	242.00	Vertical	Horizontal	Pass
11259.312	-44.88	11.98	-25.0	-19.88	138.00	Vertical	Horizontal	Pass
21020.600	-42.07	17.85	-25.0	-17.07	250.00	Vertical	Horizontal	Pass

11.4 LTE Band 7 BW20, Middle Channel

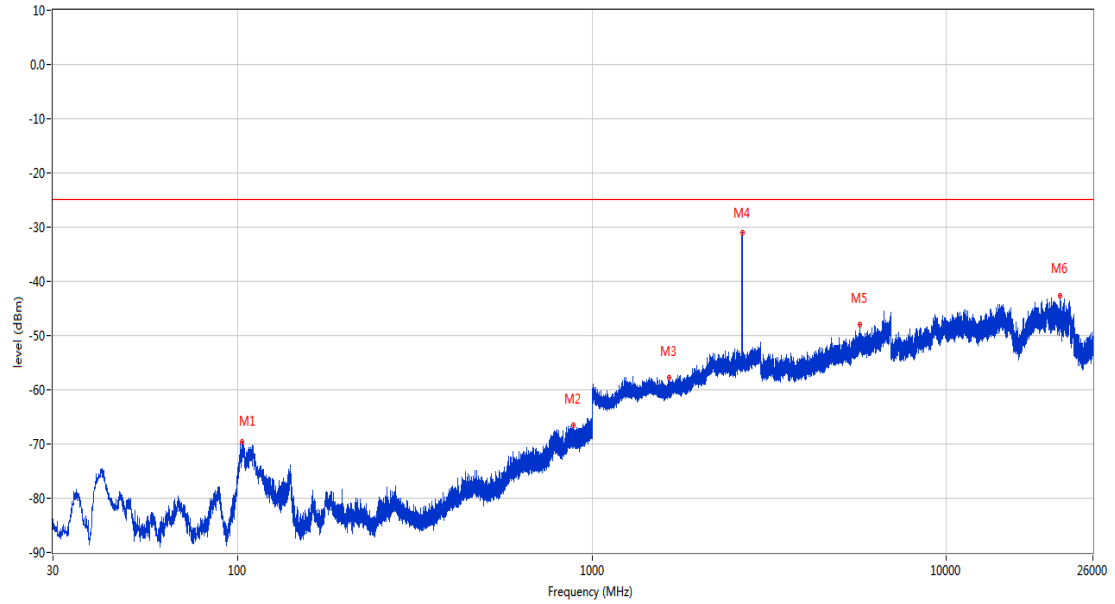
RSE-H&H LTE Band 7 BW20 CH21100



Frequency (MHz)	Result (dBm)	Factor (dB)	PK Limit (dBm)	Over Limit (dB)	Table (o)	ANT	EUT	Verdict
109.589	-68.34	-22.24	-25.0	-43.34	24.00	Horizontal	Horizontal	Pass
790.286	-66.20	2.00	-25.0	-41.20	73.00	Horizontal	Horizontal	Pass
2526.200	-48.71	0.53	-25.0	-23.71	278.00	Horizontal	Horizontal	N/A
2658.700	-31.19	0.45	-25.0	-6.19	107.00	Horizontal	Horizontal	N/A
5205.600	-49.60	4.02	-25.0	-24.60	276.00	Horizontal	Horizontal	Pass
19286.239	-43.34	18.20	-25.0	-18.34	252.00	Horizontal	Horizontal	Pass

RSE-H&V LTE Band 7 BW20 CH21100

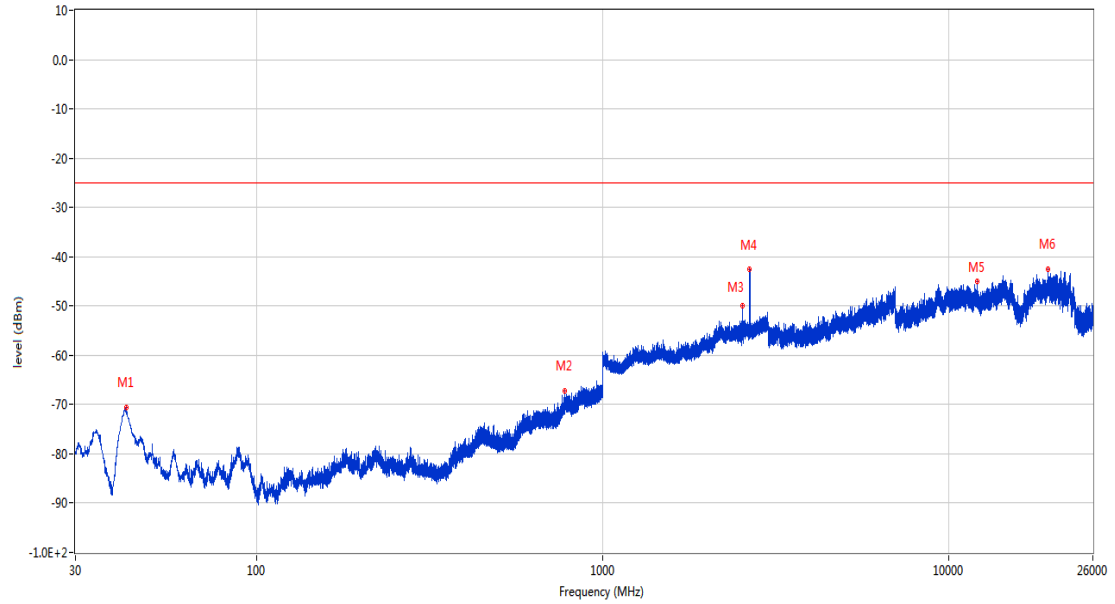
RSE Test case_FCC PART22&24&27_FCC PART 27_2535_LTE B7



Frequency (MHz)	Result (dBm)	Factor (dB)	PK Limit (dBm)	Over Limit (dB)	Table (o)	ANT	EUT	Verdict
102.410	-69.54	-21.83	-25.0	-44.54	36.00	Horizontal	Vertical	Pass
884.619	-66.46	2.89	-25.0	-41.46	306.00	Horizontal	Vertical	Pass
1649.100	-57.76	-5.84	-25.0	-32.76	77.00	Horizontal	Vertical	Pass
2657.200	-30.98	0.54	-25.0	-5.98	142.00	Horizontal	Vertical	N/A
5723.800	-48.04	5.48	-25.0	-23.04	231.00	Horizontal	Vertical	Pass
21042.500	-42.73	17.85	-25.0	-17.73	351.00	Horizontal	Vertical	Pass

RSE-V&V LTE Band 7 BW20 CH21100

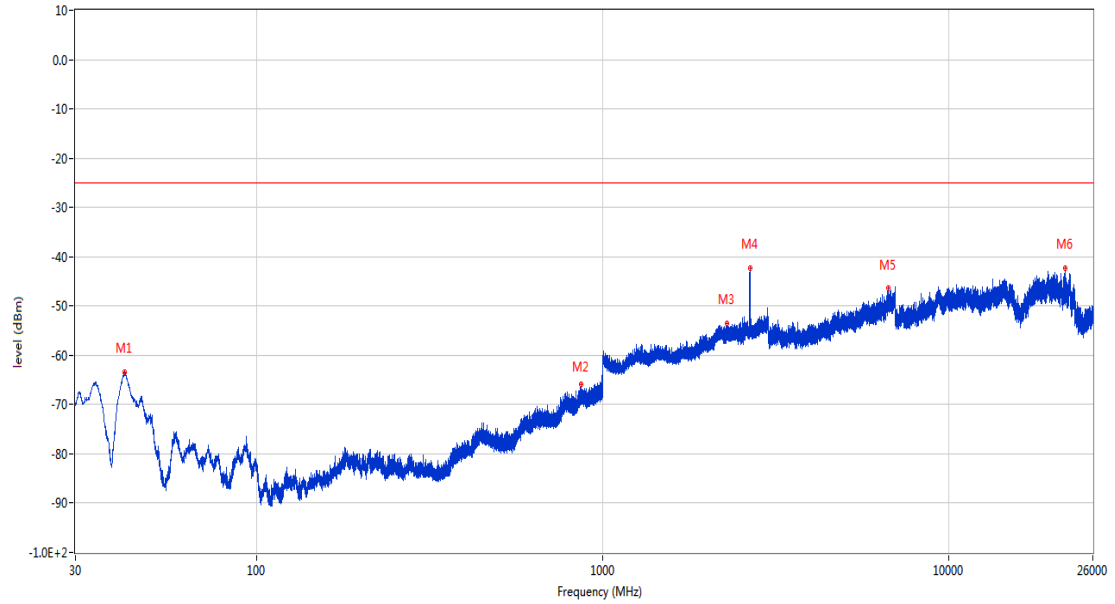
RSE Test case_FCC PART22&24&27_FCC PART 27_2535_LTE B7



Frequency (MHz)	Result (dBm)	Factor (dB)	PK Limit (dBm)	Over Limit (dB)	Table (o)	ANT	EUT	Verdict
41.980	-70.69	-17.71	-25.0	-45.69	67.00	Vertical	Vertical	Pass
777.094	-67.28	1.73	-25.0	-42.28	347.00	Vertical	Vertical	Pass
2525.800	-49.87	0.52	-25.0	-24.87	266.00	Vertical	Vertical	N/A
2646.700	-42.64	0.24	-25.0	-17.64	308.00	Vertical	Vertical	N/A
12065.750	-45.03	11.48	-25.0	-20.03	172.00	Vertical	Vertical	Pass
19309.074	-42.50	18.83	-25.0	-17.50	34.00	Vertical	Vertical	Pass

RSE-V&H LTE Band 7 BW20 CH21100

RSE Test case_FCC PART22&24&27_FCC PART 27_2535_LTE B7

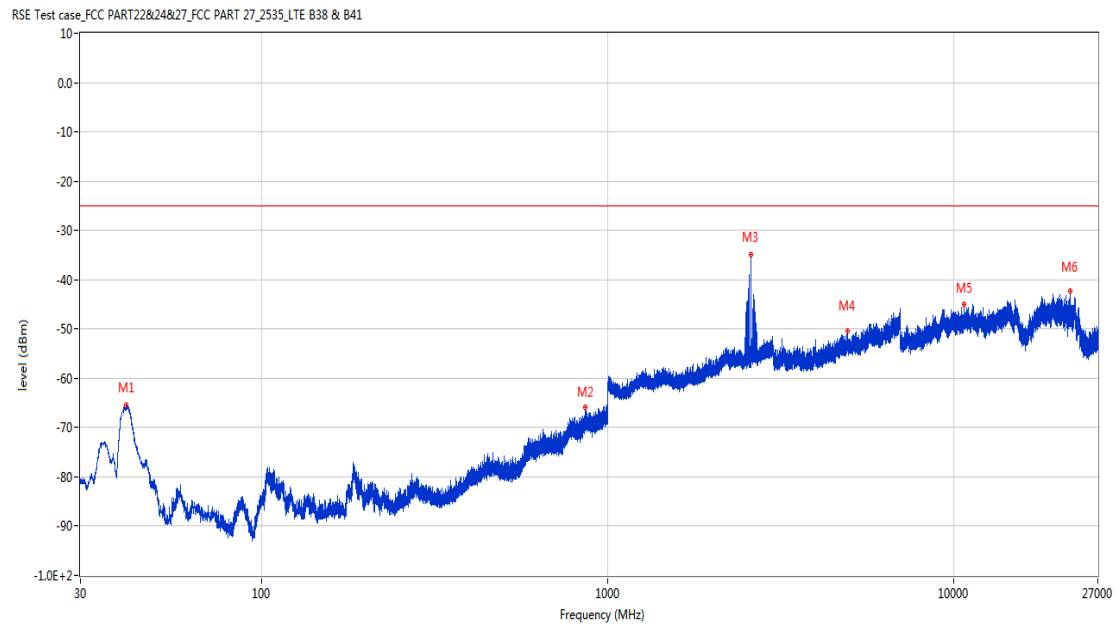


Frequency (MHz)	Result (dBm)	Factor (dB)	PK Limit (dBm)	Over Limit (dB)	Table (o)	ANT	EUT	Verdict
41.592	-63.48	-17.79	-25.0	-38.48	117.00	Vertical	Horizontal	Pass
864.297	-65.98	2.68	-25.0	-40.98	1.00	Vertical	Horizontal	Pass
2280.400	-53.50	-0.51	-25.0	-28.50	143.00	Vertical	Horizontal	Pass
2662.400	-42.33	0.48	-25.0	-17.33	175.00	Vertical	Horizontal	N/A
6681.400	-46.33	7.74	-25.0	-21.33	129.00	Vertical	Horizontal	Pass
21626.900	-42.41	18.05	-25.0	-17.41	325.00	Vertical	Horizontal	Pass

12 LTE Band 38

12.1 LTE Band 38 BW5, Middle Channel

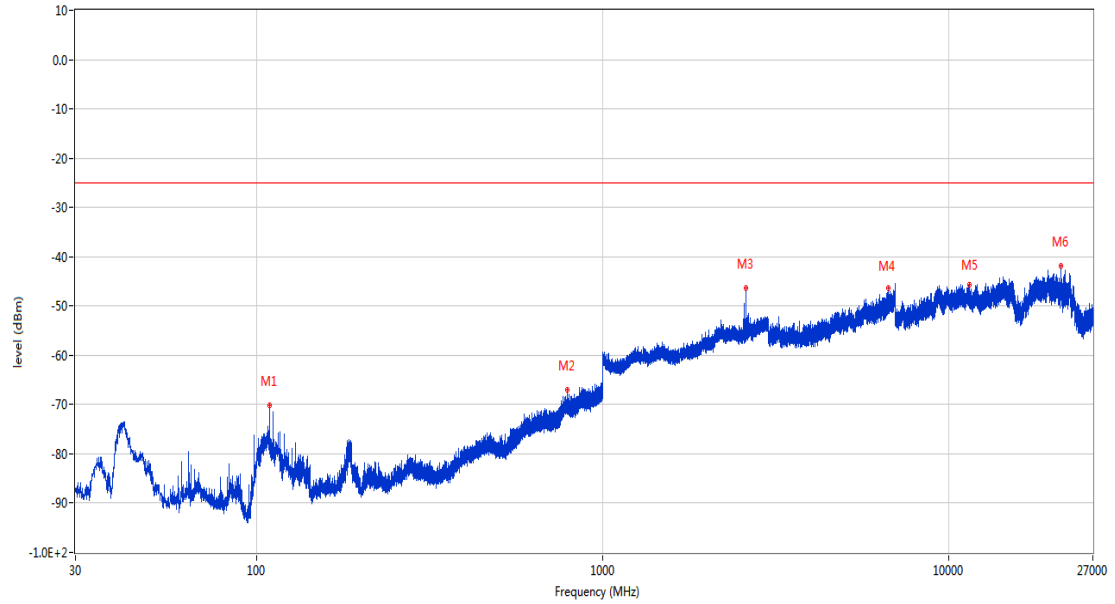
RSE-H&H LTE Band 38 BW5 CH38000



Frequency (MHz)	Result (dBm)	Factor (dB)	PK Limit (dBm)	Over Limit (dB)	Table (o)	ANT	EUT	Verdict
40.573	-65.46	-18.27	-25.0	-40.46	129.00	Horizontal	Horizontal	Pass
860.805	-65.79	2.92	-25.0	-40.79	93.00	Horizontal	Horizontal	Pass
2592.700	-34.96	0.89	-25.0	-9.96	58.00	Horizontal	Horizontal	N/A
4933.000	-50.34	4.44	-25.0	-25.34	351.00	Horizontal	Horizontal	Pass
10707.313	-45.08	11.31	-25.0	-20.08	253.00	Horizontal	Horizontal	Pass
21622.401	-42.38	18.05	-25.0	-17.38	184.00	Horizontal	Horizontal	Pass

RSE-H&V LTE Band 38 BW5 CH38000

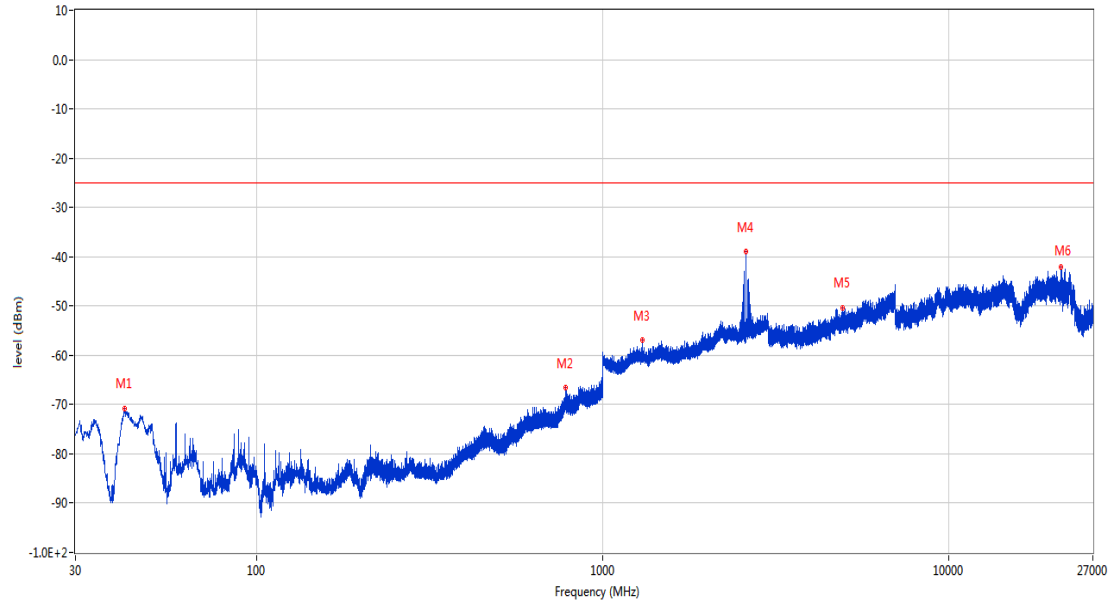
RSE Test case_FCC PART22&24&27_FCC PART 27_2535_LTE B38 & B41



Frequency (MHz)	Result (dBm)	Factor (dB)	PK Limit (dBm)	Over Limit (dB)	Table (o)	ANT	EUT	Verdict
109.249	-70.12	-22.34	-25.0	-45.12	10.00	Horizontal	Vertical	Pass
788.928	-67.08	1.65	-25.0	-42.08	75.00	Horizontal	Vertical	Pass
2592.800	-46.34	0.89	-25.0	-21.34	95.00	Horizontal	Vertical	N/A
6673.200	-46.38	7.50	-25.0	-21.38	259.00	Horizontal	Vertical	Pass
11421.750	-45.61	11.62	-25.0	-20.61	90.00	Horizontal	Vertical	Pass
21040.400	-41.85	17.85	-25.0	-16.85	30.00	Horizontal	Vertical	Pass

RSE-V&V LTE Band 38 BW5 CH38000

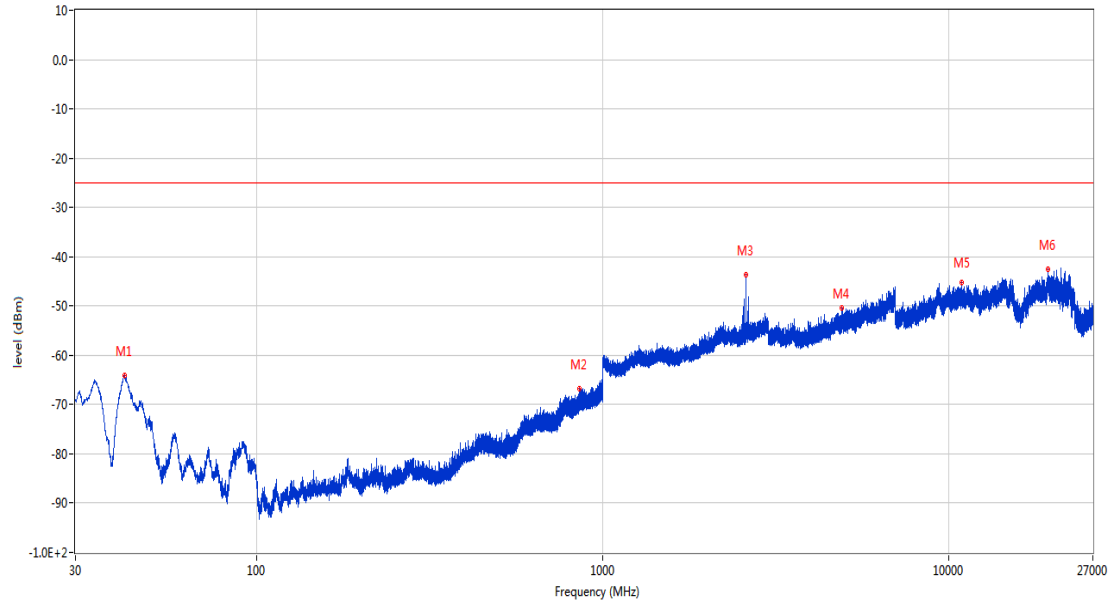
RSE Test case_FCC PART22&24&27_FCC PART 27_2535_LTE B38 & B41



Frequency (MHz)	Result (dBm)	Factor (dB)	PK Limit (dBm)	Over Limit (dB)	Table (o)	ANT	EUT	Verdict
41.640	-70.80	-17.90	-25.0	-45.80	81.00	Vertical	Vertical	Pass
780.974	-66.59	1.76	-25.0	-41.59	201.00	Vertical	Vertical	Pass
1299.500	-56.86	-5.05	-25.0	-31.86	315.00	Vertical	Vertical	Pass
2592.800	-39.02	0.89	-25.0	-14.02	261.00	Vertical	Vertical	N/A
4926.800	-50.46	4.35	-25.0	-25.46	251.00	Vertical	Vertical	Pass
21045.199	-42.15	17.85	-25.0	-17.15	89.00	Vertical	Vertical	Pass

RSE-V&H LTE Band 38 BW5 CH38000

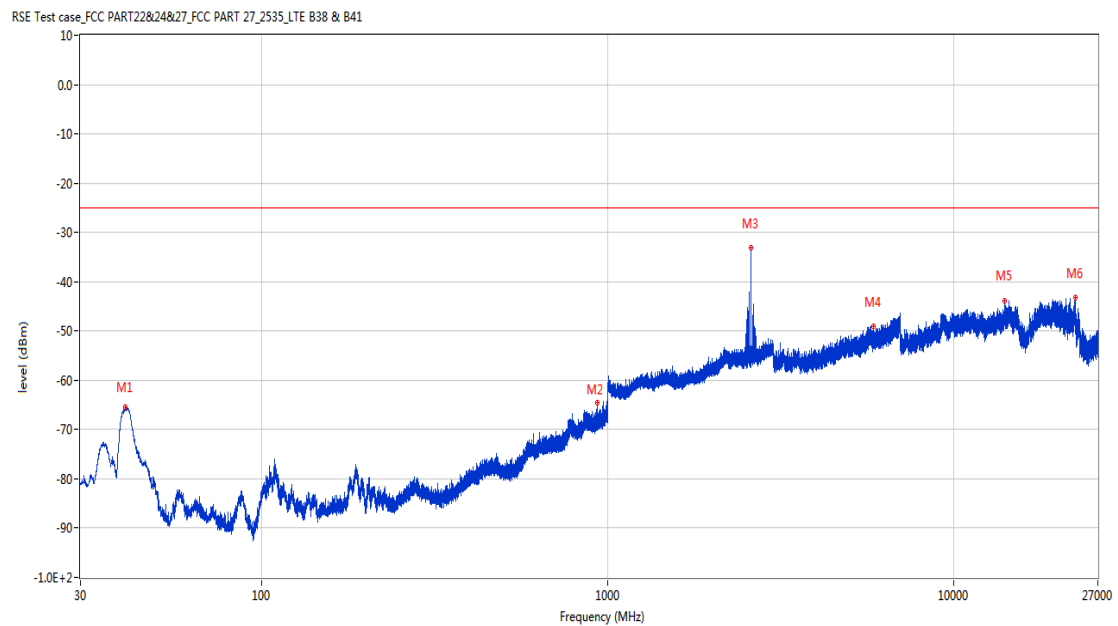
RSE Test case_FCC PART22&24&27_FCC PART 27_2535_LTE B38 & B41



Frequency (MHz)	Result (dBm)	Factor (dB)	PK Limit (dBm)	Over Limit (dB)	Table (o)	ANT	EUT	Verdict
41.688	-64.04	-17.89	-25.0	-39.04	121.00	Vertical	Horizontal	Pass
854.451	-66.69	2.54	-25.0	-41.69	30.00	Vertical	Horizontal	Pass
2592.700	-43.69	0.89	-25.0	-18.69	86.00	Vertical	Horizontal	N/A
4899.200	-50.50	4.35	-25.0	-25.50	342.00	Vertical	Horizontal	Pass
10864.862	-45.20	11.99	-25.0	-20.20	295.00	Vertical	Horizontal	Pass
19301.462	-42.64	18.78	-25.0	-17.64	202.00	Vertical	Horizontal	Pass

12.2 LTE Band 38 BW10, Middle Channel

RSE-H&H LTE Band 38 BW10 CH38000



Frequency (MHz)	Result (dBm)	Factor (dB)	PK Limit (dBm)	Over Limit (dB)	Table (o)	ANT	EUT	Verdict
40.428	-65.40	-18.39	-25.0	-40.40	120.00	Horizontal	Horizontal	Pass
931.372	-64.62	3.08	-25.0	-39.62	252.00	Horizontal	Horizontal	Pass
2590.600	-32.65	0.84	-25.0	-7.65	60.00	Horizontal	Horizontal	N/A
5863.400	-49.08	5.62	-25.0	-24.08	203.00	Horizontal	Horizontal	Pass
14011.500	-43.96	12.51	-25.0	-18.96	184.00	Horizontal	Horizontal	Pass
22375.399	-43.29	18.30	-25.0	-18.29	316.00	Horizontal	Horizontal	Pass

RSE-H&V LTE Band 38 BW10 CH38000

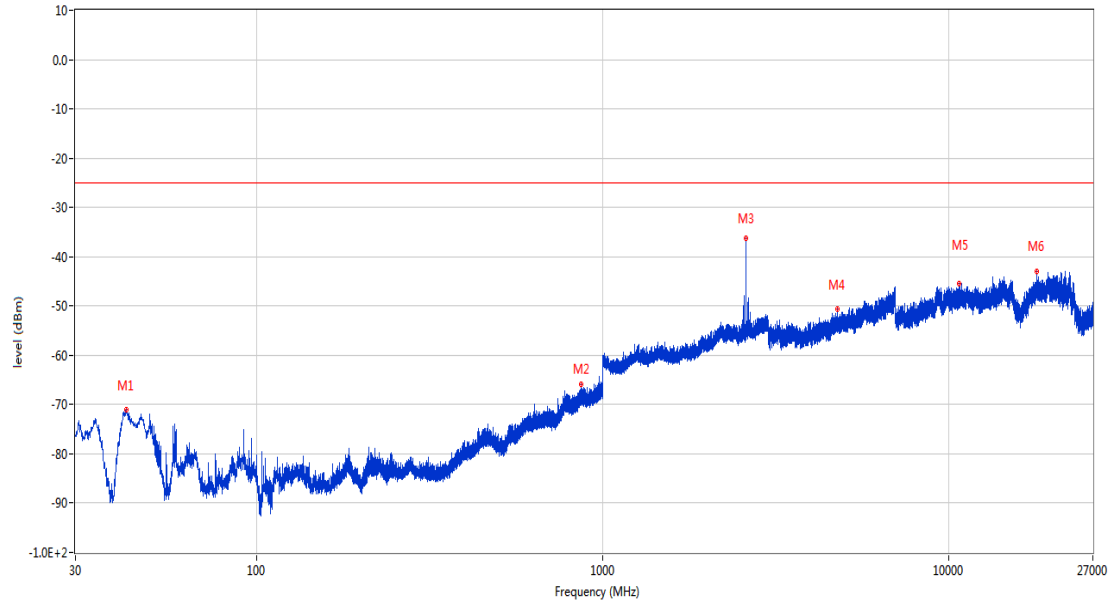
RSE Test case_FCC PART22&24&27_FCC PART 27_2535_LTE B38 & B41



Frequency (MHz)	Result (dBm)	Factor (dB)	PK Limit (dBm)	Over Limit (dB)	Table (o)	ANT	EUT	Verdict
103.187	-70.09	-22.17	-25.0	-45.09	202.00	Horizontal	Vertical	Pass
850.862	-65.97	2.12	-25.0	-40.97	84.00	Horizontal	Vertical	Pass
2590.400	-45.08	0.84	-25.0	-20.08	101.00	Horizontal	Vertical	N/A
5720.000	-48.41	5.59	-25.0	-23.41	36.00	Horizontal	Vertical	Pass
10529.637	-45.69	11.16	-25.0	-20.69	12.00	Horizontal	Vertical	Pass
19322.489	-42.84	18.90	-25.0	-17.84	120.00	Horizontal	Vertical	Pass

RSE-V&V LTE Band 38 BW10 CH38000

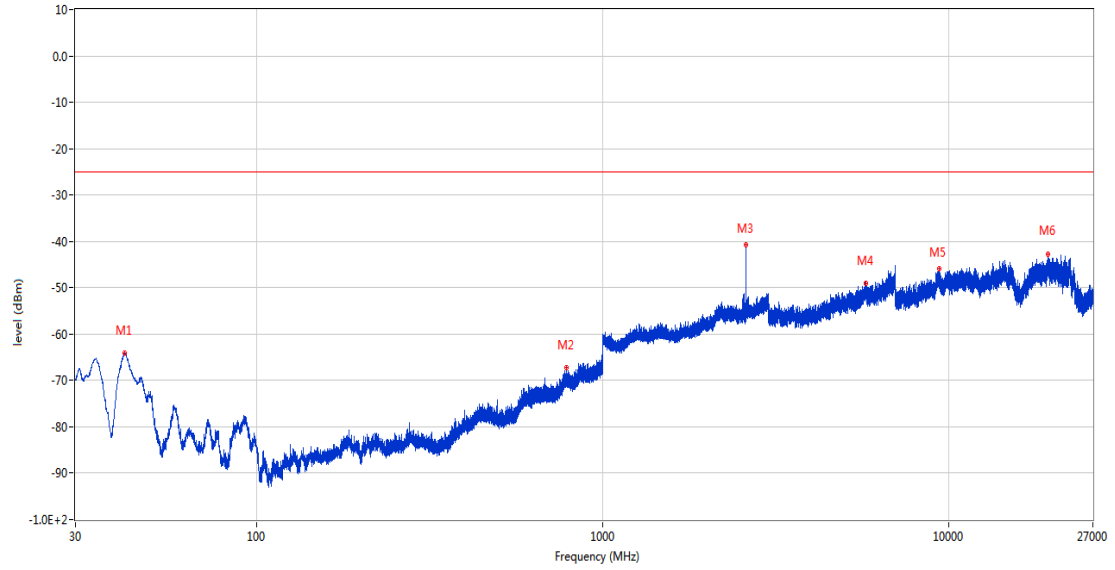
RSE Test case_FCC PART22&24&27_FCC PART 27_2535_LTE B38 & B41



Frequency (MHz)	Result (dBm)	Factor (dB)	PK Limit (dBm)	Over Limit (dB)	Table (o)	ANT	EUT	Verdict
42.173	-71.07	-17.97	-25.0	-46.07	114.00	Vertical	Vertical	Pass
866.140	-65.85	2.97	-25.0	-40.85	101.00	Vertical	Vertical	Pass
2590.500	-36.34	0.84	-25.0	-11.34	265.00	Vertical	Vertical	N/A
4752.000	-50.62	4.19	-25.0	-25.62	313.00	Vertical	Vertical	Pass
10693.224	-45.54	11.46	-25.0	-20.54	84.00	Vertical	Vertical	Pass
17896.051	-42.89	12.61	-25.0	-17.89	326.00	Vertical	Vertical	Pass

RSE-V&H LTE Band 38 BW10 CH38000

RSE Test case_FCC PART22&24&27_FCC PART 27_2535_LTE B38 & B41

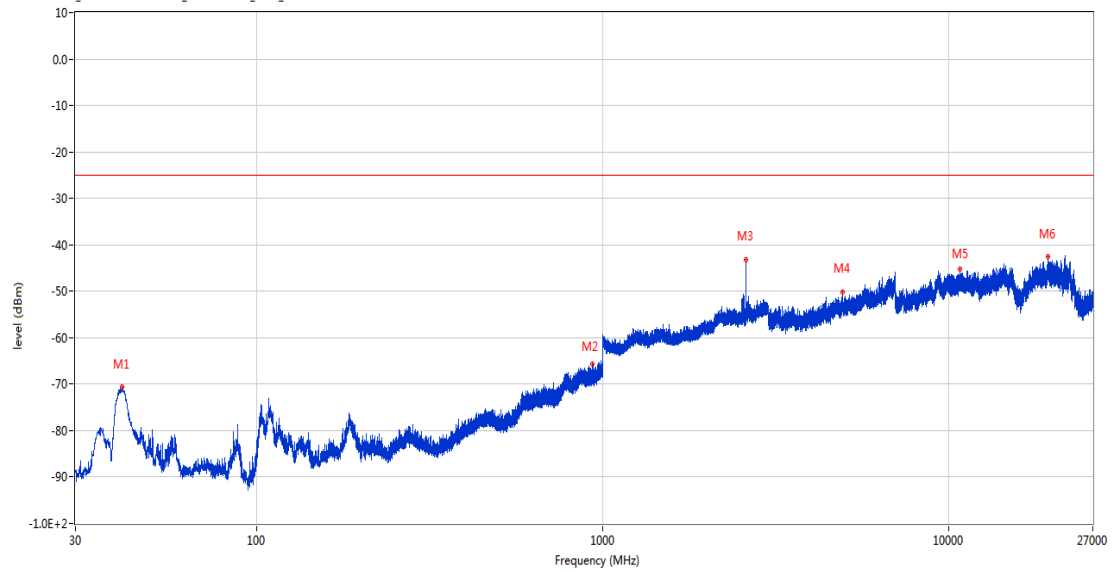


Frequency (MHz)	Result (dBm)	Factor (dB)	PK Limit (dBm)	Over Limit (dB)	Table (o)	ANT	EUT	Verdict
41.592	-64.06	-17.90	-25.0	-39.06	94.00	Vertical	Horizontal	Pass
786.115	-67.31	1.83	-25.0	-42.31	157.00	Vertical	Horizontal	Pass
2590.500	-40.69	0.84	-25.0	-15.69	67.00	Vertical	Horizontal	N/A
5752.000	-49.05	5.50	-25.0	-24.05	72.00	Vertical	Horizontal	Pass
9356.063	-46.00	11.01	-25.0	-21.00	294.00	Vertical	Horizontal	Pass
19302.912	-42.86	18.79	-25.0	-17.86	97.00	Vertical	Horizontal	Pass

12.3 LTE Band 38 BW15, Middle Channel

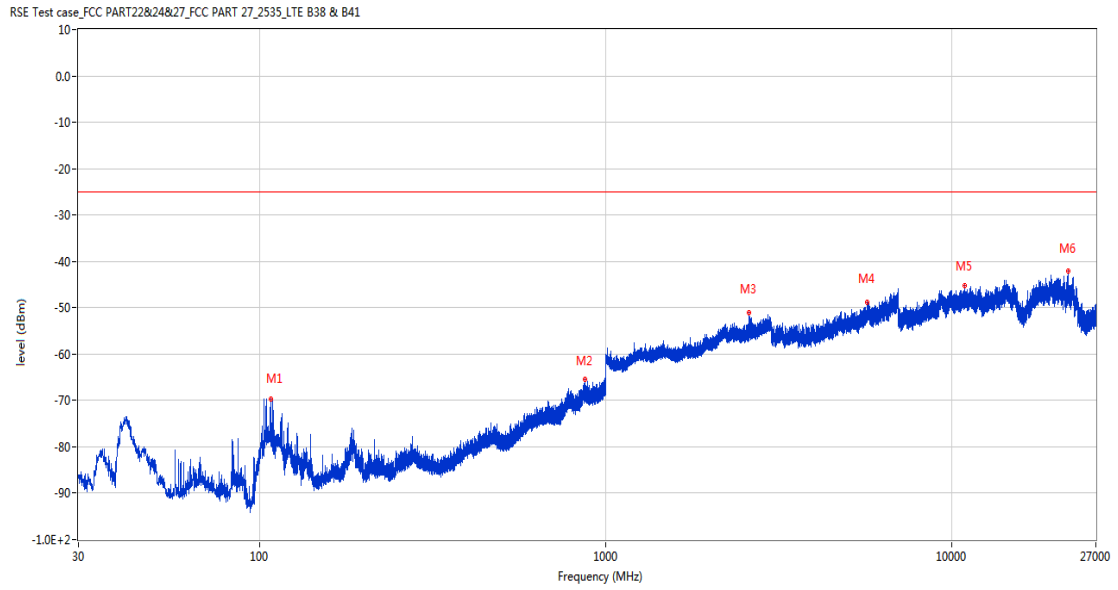
RSE-H&H LTE Band 38 BW15 CH38000

RSE Test case_FCC PART22&24&27_FCC PART 27_2535_LTE B38 & B41



Frequency (MHz)	Result (dBm)	Factor (dB)	PK Limit (dBm)	Over Limit (dB)	Table (o)	ANT	EUT	Verdict
40.913	-70.66	-18.05	-25.0	-45.66	108.00	Horizontal	Horizontal	Pass
930.063	-65.62	3.13	-25.0	-40.62	152.00	Horizontal	Horizontal	Pass
2588.200	-43.31	0.79	-25.0	-18.31	61.00	Horizontal	Horizontal	N/A
4920.600	-50.24	4.57	-25.0	-25.24	176.00	Horizontal	Horizontal	Pass
10736.349	-45.12	11.34	-25.0	-20.12	284.00	Horizontal	Horizontal	Pass
19312.699	-42.52	18.86	-25.0	-17.52	0.00	Horizontal	Horizontal	Pass

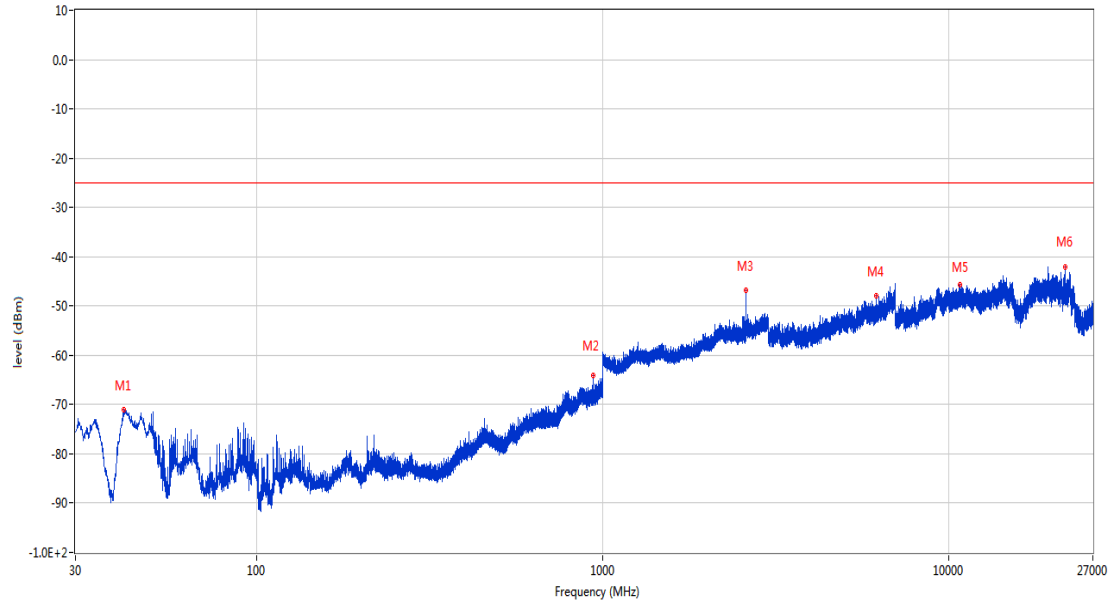
RSE-H&V LTE Band 38 BW15 CH38000



Frequency (MHz)	Result (dBm)	Factor (dB)	PK Limit (dBm)	Over Limit (dB)	Table (o)	ANT	EUT	Verdict
107.600	-69.77	-22.29	-25.0	-44.77	360.00	Horizontal	Vertical	Pass
871.524	-65.38	3.09	-25.0	-40.38	225.00	Horizontal	Vertical	Pass
2588.200	-50.99	0.79	-25.0	-25.99	183.00	Horizontal	Vertical	N/A
5670.000	-48.88	5.40	-25.0	-23.88	334.00	Horizontal	Vertical	Pass
10859.975	-45.25	12.08	-25.0	-20.25	332.00	Horizontal	Vertical	Pass
21634.699	-42.18	18.05	-25.0	-17.18	360.00	Horizontal	Vertical	Pass

RSE-V&V LTE Band 38 BW15 CH38000

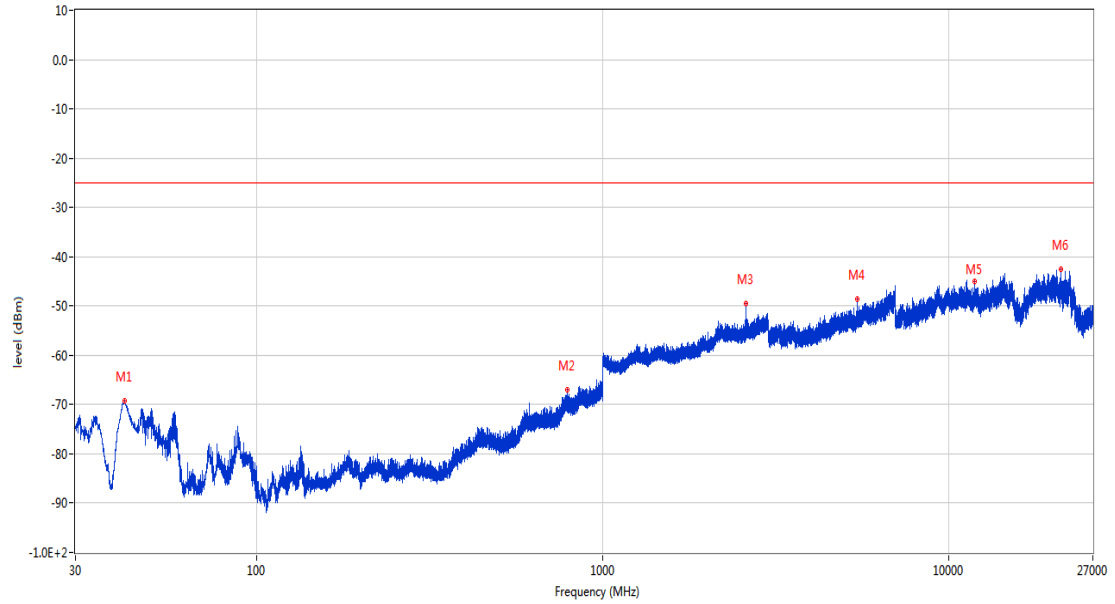
RSE Test case_FCC PART22&24&27_FCC PART 27_2535_LTE B38 & B41



Frequency (MHz)	Result (dBm)	Factor (dB)	PK Limit (dBm)	Over Limit (dB)	Table (o)	ANT	EUT	Verdict
41.446	-71.12	-17.93	-25.0	-46.12	98.00	Vertical	Vertical	Pass
939.812	-64.09	3.43	-25.0	-39.09	326.00	Vertical	Vertical	Pass
2588.300	-46.78	0.79	-25.0	-21.78	232.00	Vertical	Vertical	N/A
6167.200	-47.87	5.48	-25.0	-22.87	120.00	Vertical	Vertical	Pass
10748.713	-45.57	11.34	-25.0	-20.57	269.00	Vertical	Vertical	Pass
21623.300	-42.07	18.05	-25.0	-17.07	11.00	Vertical	Vertical	Pass

RSE-V&H LTE Band 38 BW15 CH38000

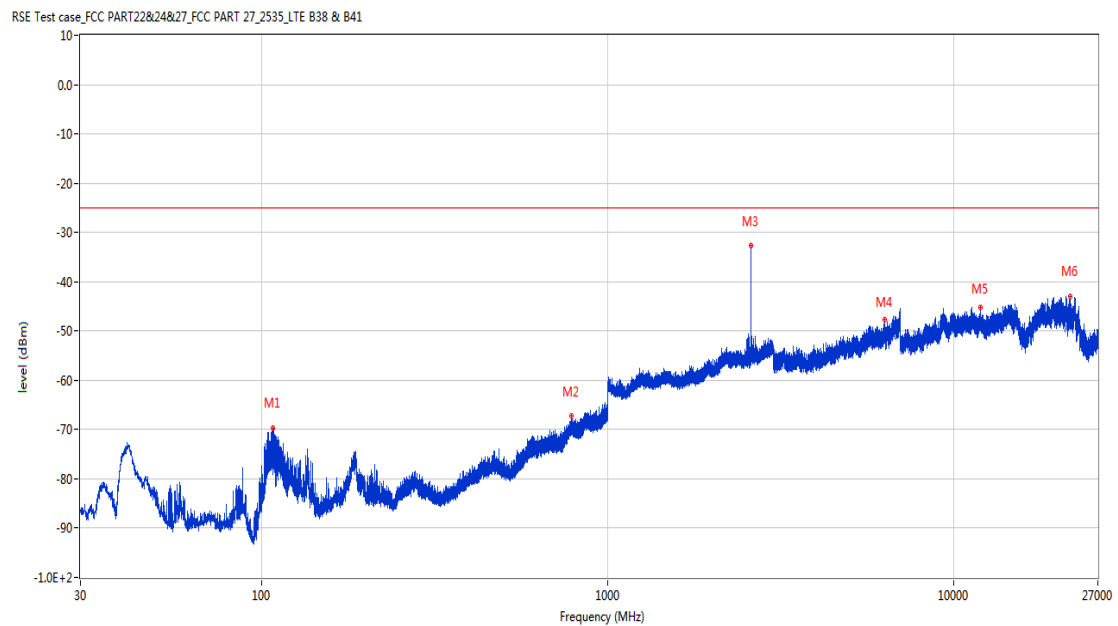
RSE Test case_FCC PART22&24&27_FCC PART 27_2535_LTE B38 & B41



Frequency (MHz)	Result (dBm)	Factor (dB)	PK Limit (dBm)	Over Limit (dB)	Table (o)	ANT	EUT	Verdict
41.640	-69.29	-17.90	-25.0	-44.29	121.00	Vertical	Horizontal	Pass
788.879	-67.10	1.64	-25.0	-42.10	258.00	Vertical	Horizontal	Pass
2588.300	-49.58	0.79	-25.0	-24.58	78.00	Vertical	Horizontal	N/A
5428.800	-48.56	4.18	-25.0	-23.56	143.00	Vertical	Horizontal	Pass
11865.650	-45.02	12.70	-25.0	-20.02	360.00	Vertical	Horizontal	Pass
21048.199	-42.62	17.86	-25.0	-17.62	58.00	Vertical	Horizontal	Pass

12.4 LTE Band 38 BW20, Middle Channel

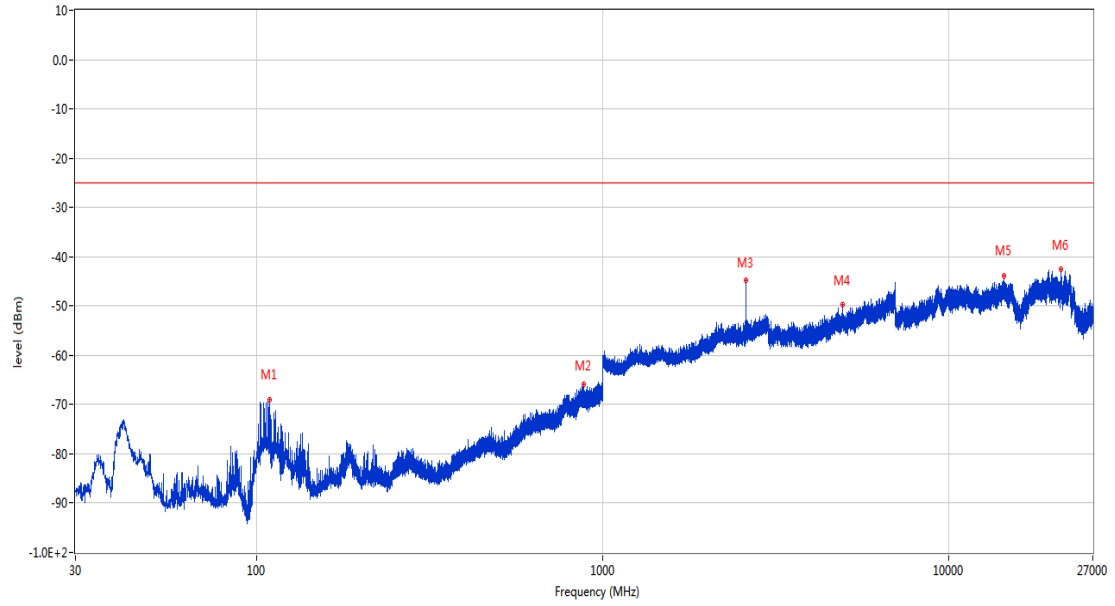
RSE-H&H LTE Band 38 BW20 CH38000



Frequency (MHz)	Result (dBm)	Factor (dB)	PK Limit (dBm)	Over Limit (dB)	Table (o)	ANT	EUT	Verdict
107.988	-69.60	-22.32	-25.0	-44.60	343.00	Horizontal	Horizontal	Pass
785.097	-67.18	1.81	-25.0	-42.18	213.00	Horizontal	Horizontal	Pass
2586.000	-32.67	0.73	-25.0	-7.67	63.00	Horizontal	Horizontal	N/A
6295.000	-47.67	6.72	-25.0	-22.67	307.00	Horizontal	Horizontal	Pass
11894.400	-45.26	13.10	-25.0	-20.26	77.00	Horizontal	Horizontal	Pass
21635.301	-42.91	18.05	-25.0	-17.91	112.00	Horizontal	Horizontal	Pass

RSE-H&V LTE Band 38 BW20 CH38000

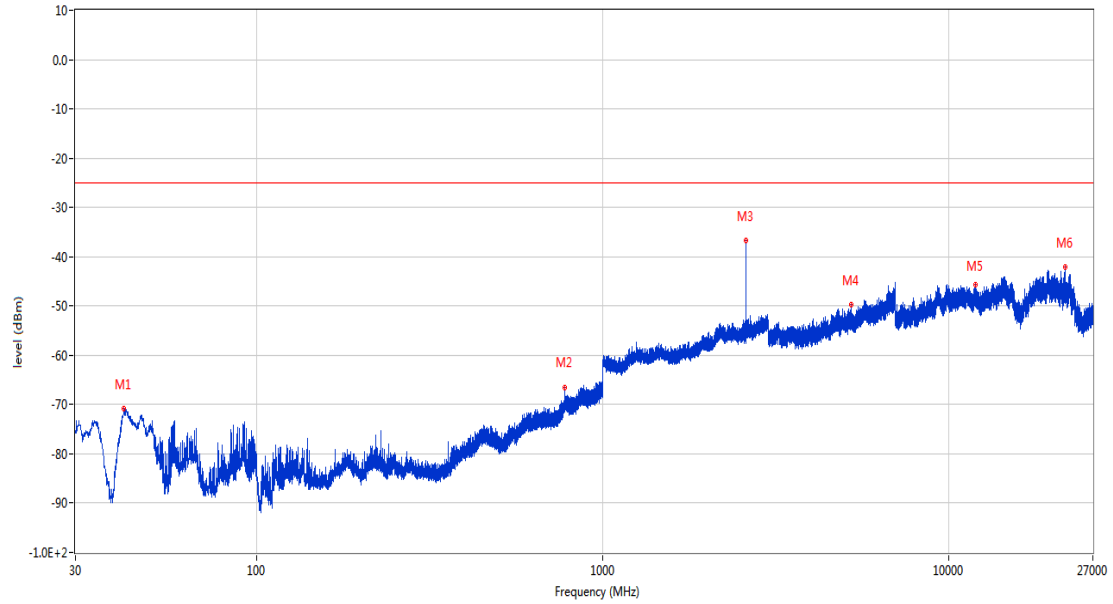
RSE Test case_FCC PART22&24&27_FCC PART 27_2535_LTE B38 & B41



Frequency (MHz)	Result (dBm)	Factor (dB)	PK Limit (dBm)	Over Limit (dB)	Table (o)	ANT	EUT	Verdict
109.201	-69.03	-22.34	-25.0	-44.03	360.00	Horizontal	Vertical	Pass
878.410	-65.96	2.92	-25.0	-40.96	151.00	Horizontal	Vertical	Pass
2586.000	-44.83	0.73	-25.0	-19.83	170.00	Horizontal	Vertical	N/A
4919.600	-49.69	4.61	-25.0	-24.69	225.00	Horizontal	Vertical	Pass
14413.513	-43.88	12.46	-25.0	-18.88	286.00	Horizontal	Vertical	Pass
21039.800	-42.46	17.85	-25.0	-17.46	30.00	Horizontal	Vertical	Pass

RSE-V&V LTE Band 38 BW20 CH38000

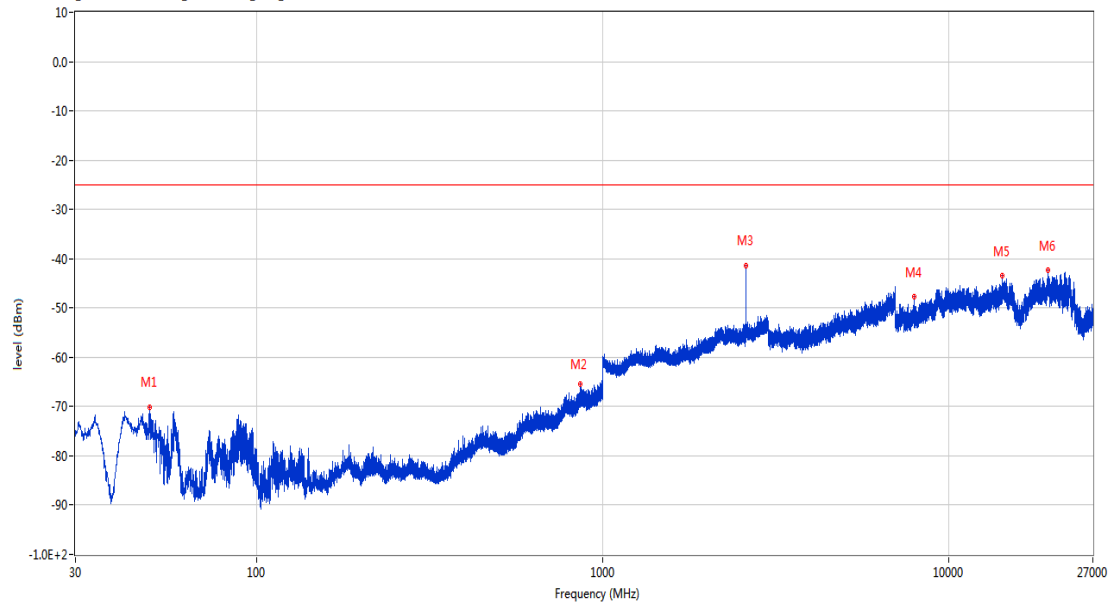
RSE Test case_FCC PART22&24&27_FCC PART 27_2535_LTE B38 & B41



Frequency (MHz)	Result (dBm)	Factor (dB)	PK Limit (dBm)	Over Limit (dB)	Table (o)	ANT	EUT	Verdict
41.446	-70.80	-17.93	-25.0	-45.80	87.00	Vertical	Vertical	Pass
775.978	-66.57	1.88	-25.0	-41.57	71.00	Vertical	Vertical	Pass
2586.100	-36.66	0.74	-25.0	-11.66	228.00	Vertical	Vertical	N/A
5217.400	-49.81	4.07	-25.0	-24.81	296.00	Vertical	Vertical	Pass
11939.537	-45.70	12.49	-25.0	-20.70	0.00	Vertical	Vertical	Pass
21632.301	-42.07	18.05	-25.0	-17.07	334.00	Vertical	Vertical	Pass

RSE-V&H LTE Band 38 BW20 CH38000

RSE Test case_FCC PART22&24&27_FCC PART 27_2535_LTE B38 & B41

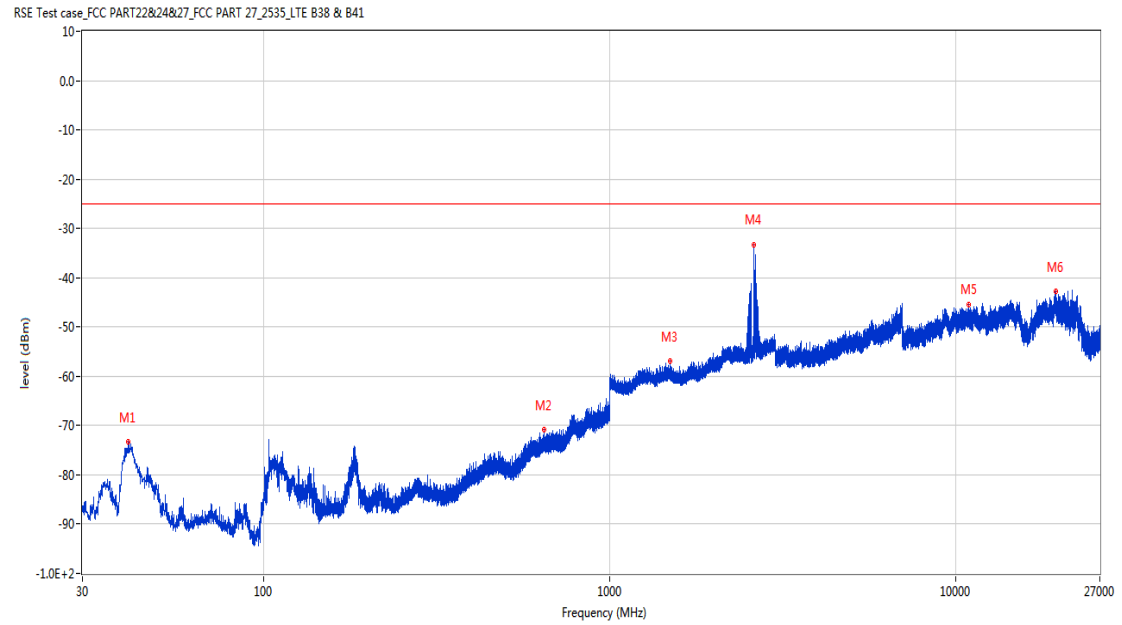


Frequency (MHz)	Result (dBm)	Factor (dB)	PK Limit (dBm)	Over Limit (dB)	Table (o)	ANT	EUT	Verdict
49.206	-70.18	-16.05	-25.0	-45.18	3.00	Vertical	Horizontal	Pass
858.671	-65.49	2.87	-25.0	-40.49	3.00	Vertical	Horizontal	Pass
2586.100	-41.31	0.74	-25.0	-16.31	77.00	Vertical	Horizontal	N/A
7906.487	-47.80	8.07	-25.0	-22.80	184.00	Vertical	Horizontal	Pass
14230.813	-43.41	12.44	-25.0	-18.41	224.00	Vertical	Horizontal	Pass
19313.787	-42.36	18.87	-25.0	-17.36	90.00	Vertical	Horizontal	Pass

13 LTE Band 41

13.1 LTE Band 41 BW5, Middle Channel

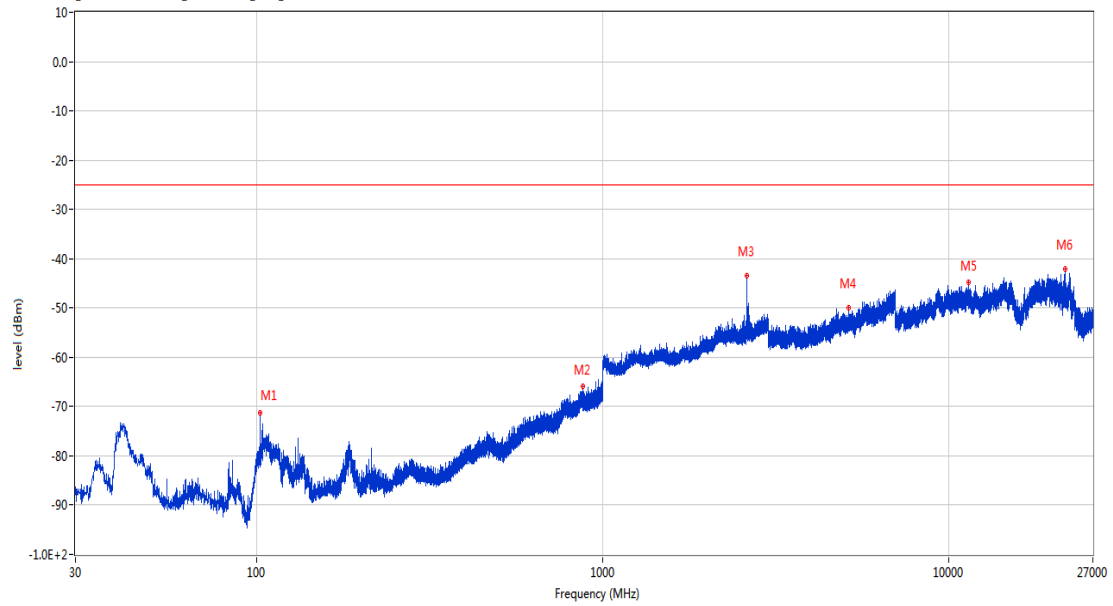
RSE-H&H LTE Band 41 BW5 CH40620



Frequency (MHz)	Result (dBm)	Factor (dB)	PK Limit (dBm)	Over Limit (dB)	Table (o)	ANT	EUT	Verdict
40.767	-73.38	-18.13	-25.0	-48.38	127.00	Horizontal	Horizontal	Pass
645.417	-70.83	-1.97	-25.0	-45.83	360.00	Horizontal	Horizontal	Pass
1489.700	-56.89	-4.86	-25.0	-31.89	360.00	Horizontal	Horizontal	Pass
2556.500	-33.24	1.08	-25.0	-8.24	67.00	Horizontal	Horizontal	N/A
10887.576	-45.37	11.77	-25.0	-20.37	152.00	Horizontal	Horizontal	Pass
19357.651	-42.65	18.16	-25.0	-17.65	162.00	Horizontal	Horizontal	Pass

RSE-H&V LTE Band 41 BW5 CH40620

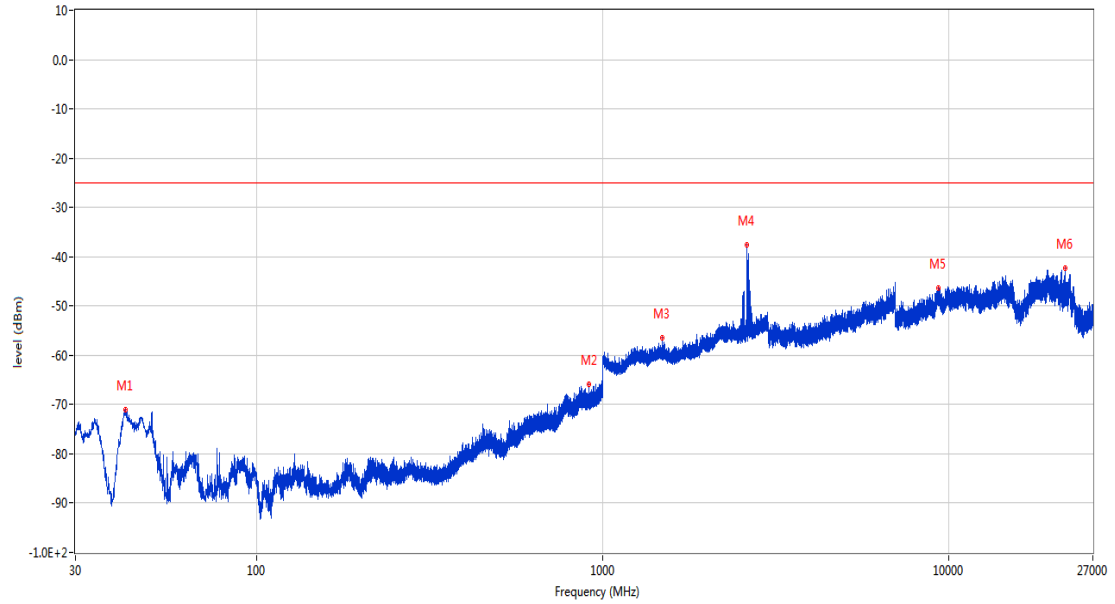
RSE Test case_FCC PART22&24&27_FCC PART 27_2535_LTE B38 & B41



Frequency (MHz)	Result (dBm)	Factor (dB)	PK Limit (dBm)	Over Limit (dB)	Table (o)	ANT	EUT	Verdict
102.507	-71.20	-22.00	-25.0	-46.20	54.00	Horizontal	Vertical	Pass
877.586	-65.95	2.97	-25.0	-40.95	0.00	Horizontal	Vertical	Pass
2556.800	-43.52	1.08	-25.0	-18.52	203.00	Horizontal	Vertical	N/A
5127.800	-49.99	4.60	-25.0	-24.99	165.00	Horizontal	Vertical	Pass
11367.412	-44.76	11.60	-25.0	-19.76	318.00	Horizontal	Vertical	Pass
21635.600	-42.09	18.05	-25.0	-17.09	89.00	Horizontal	Vertical	Pass

RSE-V&V LTE Band 41 BW5 CH40620

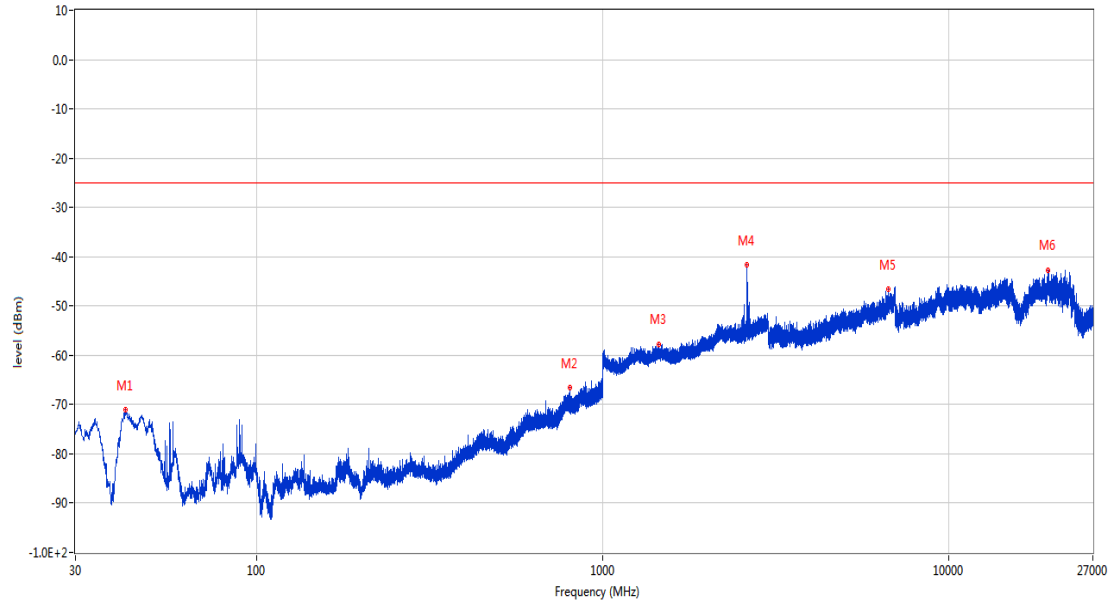
RSE Test case_FCC PART22&24&27_FCC PART 27_2535_LTE B38 & B41



Frequency (MHz)	Result (dBm)	Factor (dB)	PK Limit (dBm)	Over Limit (dB)	Table (o)	ANT	EUT	Verdict
41.883	-71.06	-17.85	-25.0	-46.06	119.00	Vertical	Vertical	Pass
912.991	-65.91	2.82	-25.0	-40.91	310.00	Vertical	Vertical	Pass
1484.200	-56.49	-4.75	-25.0	-31.49	192.00	Vertical	Vertical	Pass
2556.400	-37.69	1.08	-25.0	-12.69	288.00	Vertical	Vertical	N/A
9332.200	-46.31	11.31	-25.0	-21.31	354.00	Vertical	Vertical	Pass
21620.001	-42.39	18.05	-25.0	-17.39	178.00	Vertical	Vertical	Pass

RSE-V&H LTE Band 41 BW5 CH40620

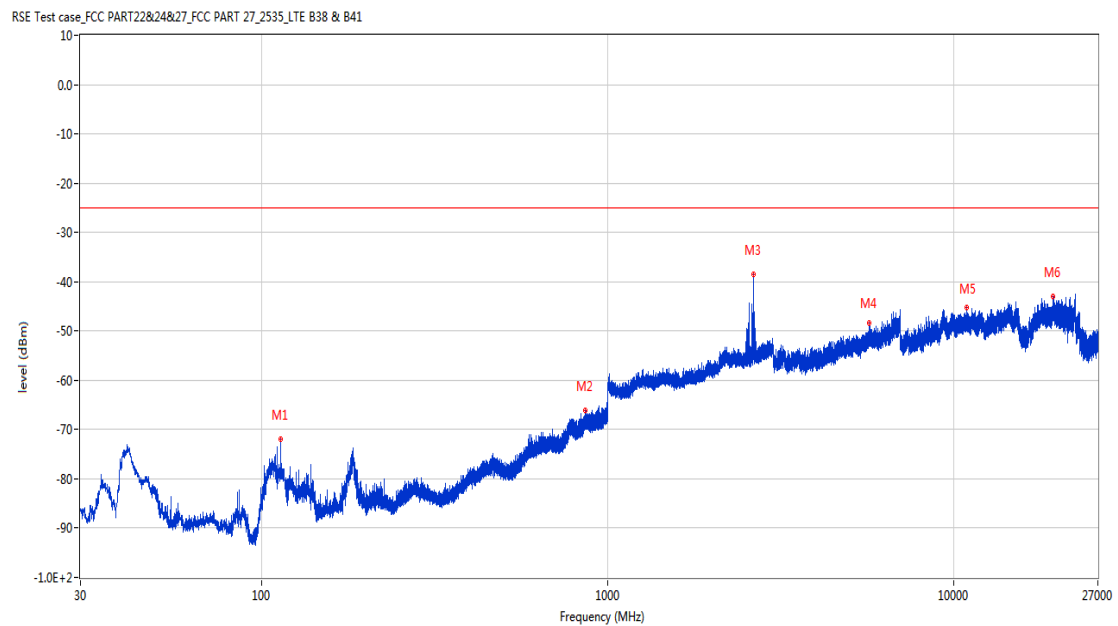
RSE Test case_FCC PART22&24&27_FCC PART 27_2535_LTE B38 & B41



Frequency (MHz)	Result (dBm)	Factor (dB)	PK Limit (dBm)	Over Limit (dB)	Table (o)	ANT	EUT	Verdict
41.931	-71.00	-17.85	-25.0	-46.00	148.00	Vertical	Horizontal	Pass
802.362	-66.51	1.20	-25.0	-41.51	299.00	Vertical	Horizontal	Pass
1447.600	-57.88	-4.59	-25.0	-32.88	109.00	Vertical	Horizontal	Pass
2556.300	-41.59	1.08	-25.0	-16.59	73.00	Vertical	Horizontal	N/A
6689.000	-46.52	7.68	-25.0	-21.52	94.00	Vertical	Horizontal	Pass
19342.426	-42.84	18.71	-25.0	-17.84	188.00	Vertical	Horizontal	Pass

13.2 LTE Band 41 BW10, Middle Channel

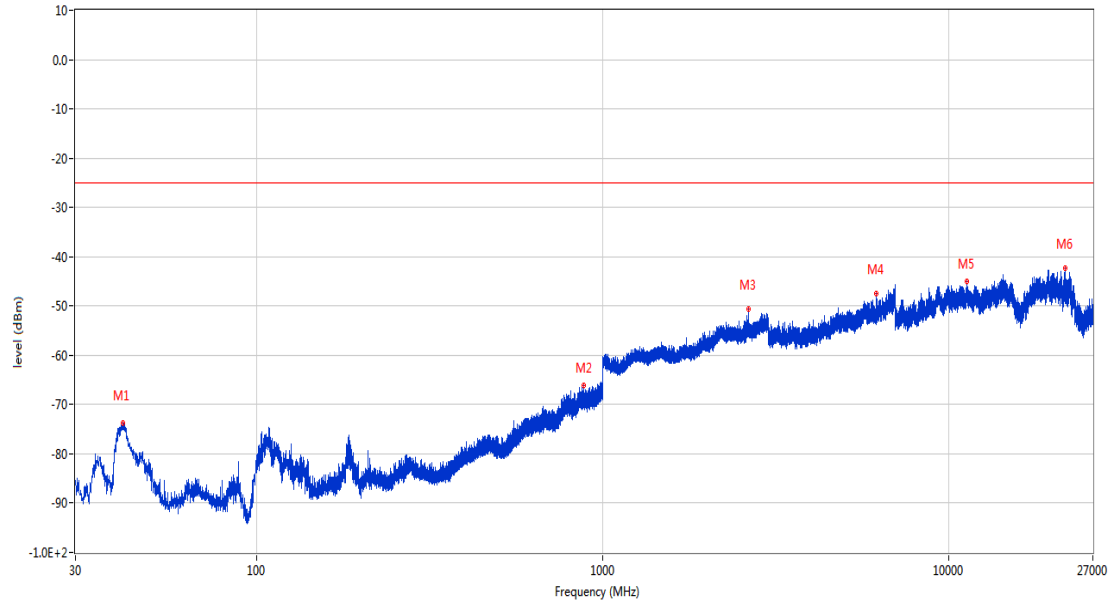
RSE-H&H LTE Band 41 BW10 CH40620



Frequency (MHz)	Result (dBm)	Factor (dB)	PK Limit (dBm)	Over Limit (dB)	Table (o)	ANT	EUT	Verdict
113.517	-71.90	-21.86	-25.0	-46.90	0.00	Horizontal	Horizontal	Pass
859.447	-66.12	2.92	-25.0	-41.12	164.00	Horizontal	Horizontal	Pass
2588.500	-38.49	1.17	-25.0	-13.49	63.00	Horizontal	Horizontal	N/A
5685.400	-48.43	6.01	-25.0	-23.43	286.00	Horizontal	Horizontal	Pass
10884.987	-45.33	11.76	-25.0	-20.33	0.00	Horizontal	Horizontal	Pass
19347.499	-42.96	18.52	-25.0	-17.96	288.00	Horizontal	Horizontal	Pass

RSE-H&V LTE Band 41 BW10 CH40620

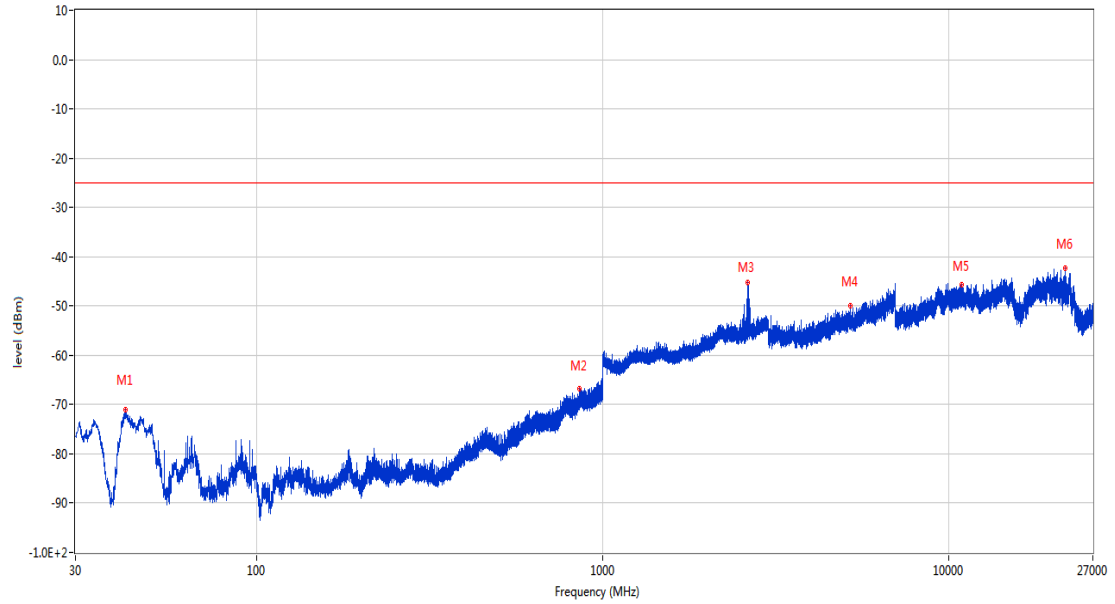
RSE Test case_FCC PART22&24&27_FCC PART 27_2535_LTE B38 & B41



Frequency (MHz)	Result (dBm)	Factor (dB)	PK Limit (dBm)	Over Limit (dB)	Table (o)	ANT	EUT	Verdict
41.058	-73.69	-17.99	-25.0	-48.69	117.00	Horizontal	Vertical	Pass
881.369	-66.21	2.97	-25.0	-41.21	96.00	Horizontal	Vertical	Pass
2588.400	-50.67	0.97	-25.0	-25.67	106.00	Horizontal	Vertical	N/A
6176.800	-47.44	5.86	-25.0	-22.44	163.00	Horizontal	Vertical	Pass
11252.412	-45.07	11.97	-25.0	-20.07	339.00	Horizontal	Vertical	Pass
21625.999	-42.26	18.05	-25.0	-17.26	360.00	Horizontal	Vertical	Pass

RSE-V&V LTE Band 41 BW10 CH40620

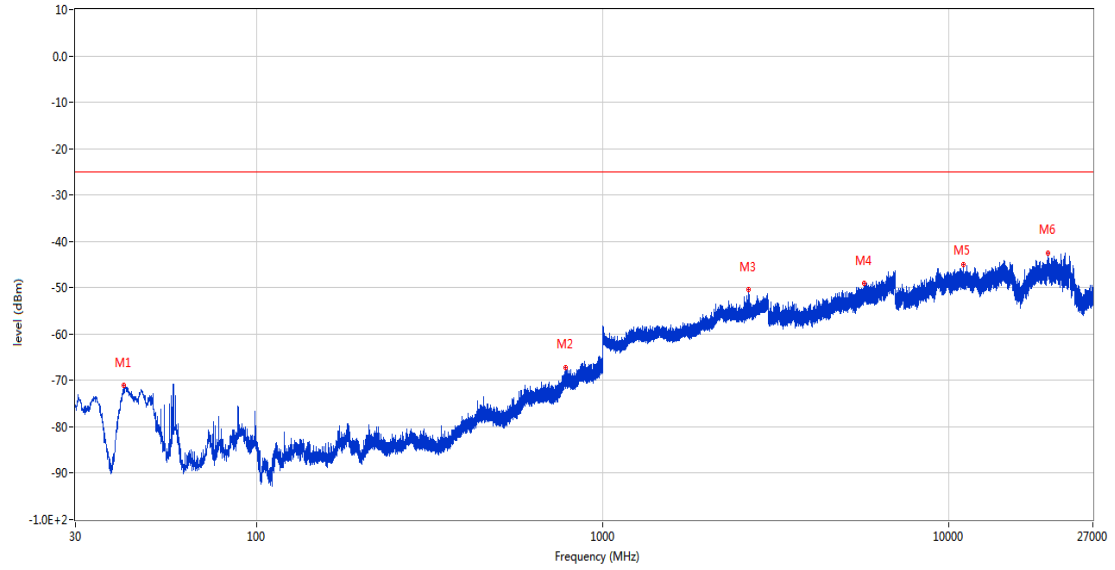
RSE Test case_FCC PART22&24&27_FCC PART 27_2535_LTE B38 & B41



Frequency (MHz)	Result (dBm)	Factor (dB)	PK Limit (dBm)	Over Limit (dB)	Table (o)	ANT	EUT	Verdict
41.883	-70.93	-17.85	-25.0	-45.93	140.00	Vertical	Vertical	Pass
855.082	-66.72	2.59	-25.0	-41.72	273.00	Vertical	Vertical	Pass
2588.500	-45.27	1.16	-25.0	-20.27	223.00	Vertical	Vertical	N/A
5174.800	-49.94	4.13	-25.0	-24.94	168.00	Vertical	Vertical	Pass
10850.487	-45.61	12.25	-25.0	-20.61	75.00	Vertical	Vertical	Pass
21661.700	-42.37	18.06	-25.0	-17.37	306.00	Vertical	Vertical	Pass

RSE-V&H LTE Band 41 BW10 CH40620

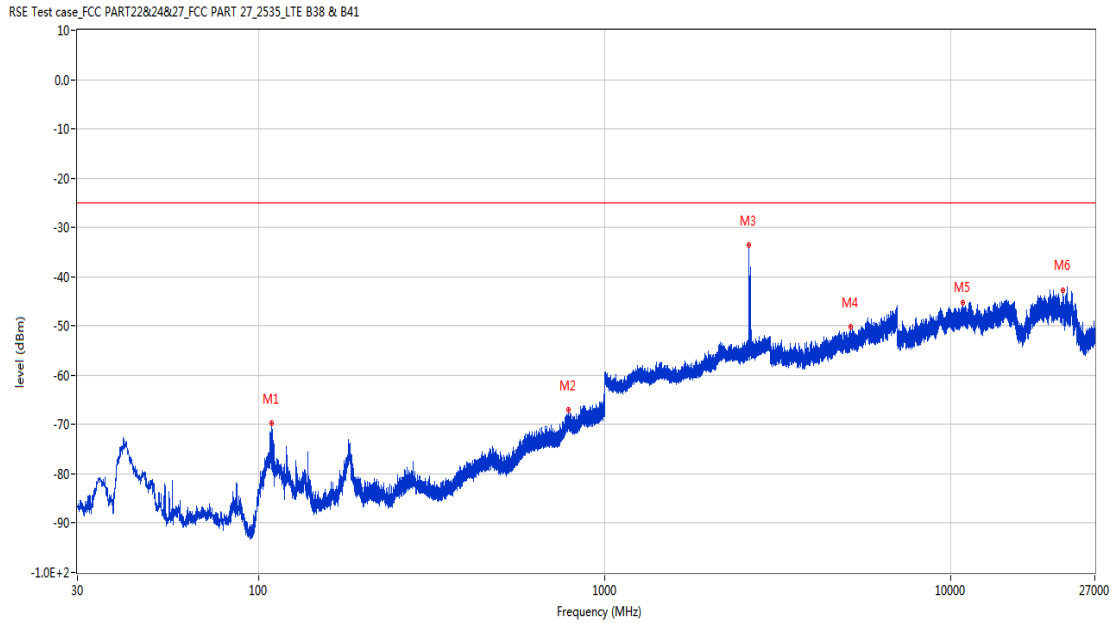
RSE Test case_FCC PART22&24&27_FCC PART 27_2535_LTE B38 & B41



Frequency (MHz)	Result (dBm)	Factor (dB)	PK Limit (dBm)	Over Limit (dB)	Table (o)	ANT	EUT	Verdict
41.398	-71.02	-17.94	-25.0	-46.02	143.00	Vertical	Horizontal	Pass
779.082	-67.13	1.74	-25.0	-42.13	221.00	Vertical	Horizontal	Pass
2588.500	-50.44	1.10	-25.0	-25.44	65.00	Vertical	Horizontal	N/A
5674.600	-49.14	5.62	-25.0	-24.14	359.00	Vertical	Horizontal	Pass
10986.762	-45.11	11.45	-25.0	-20.11	300.00	Vertical	Horizontal	Pass
19295.662	-42.63	18.59	-25.0	-17.63	264.00	Vertical	Horizontal	Pass

13.3 LTE Band 41 BW15, Middle Channel

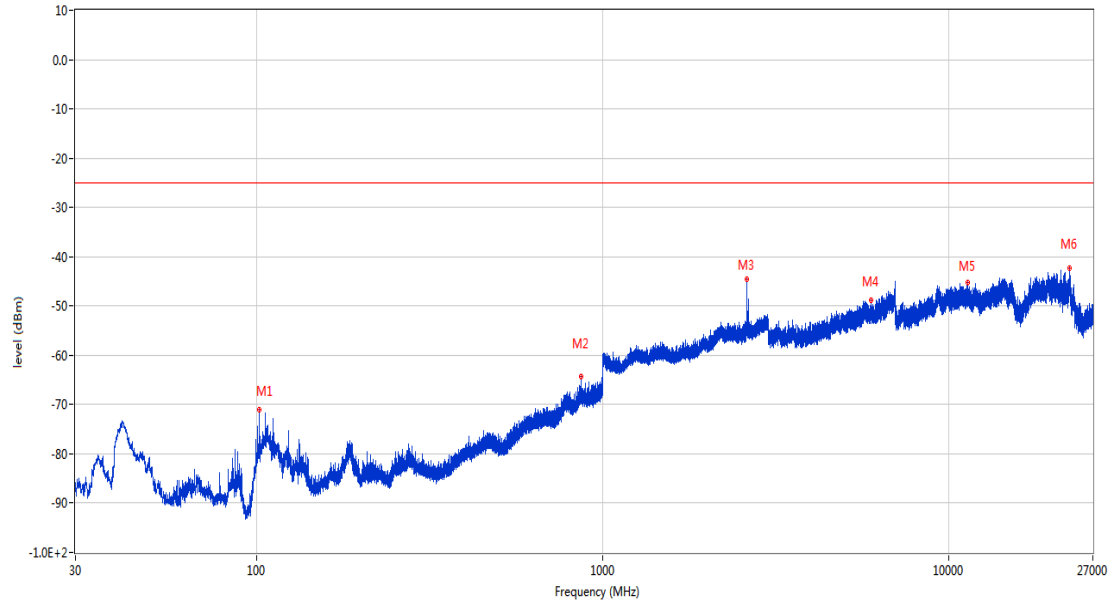
RSE-H&H LTE Band 41 BW15 CH40620



Frequency (MHz)	Result (dBm)	Factor (dB)	PK Limit (dBm)	Over Limit (dB)	Table (o)	ANT	EUT	Verdict
109.395	-69.68	-22.34	-25.0	-44.68	208.00	Horizontal	Horizontal	Pass
785.388	-67.01	1.82	-25.0	-42.01	198.00	Horizontal	Horizontal	Pass
2586.300	-33.59	1.07	-25.0	-8.59	69.00	Horizontal	Horizontal	N/A
5117.400	-50.20	4.50	-25.0	-25.20	325.00	Horizontal	Horizontal	Pass
10812.826	-45.14	12.24	-25.0	-20.14	272.00	Horizontal	Horizontal	Pass
21034.699	-42.70	17.85	-25.0	-17.70	346.00	Horizontal	Horizontal	Pass

RSE-H&V LTE Band 41 BW15 CH40620

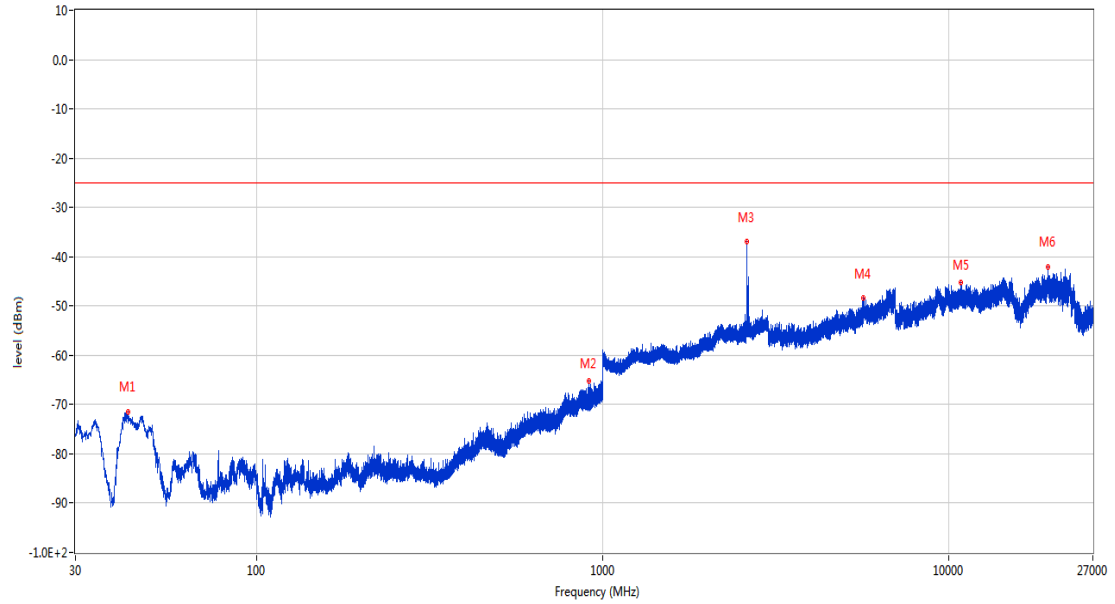
RSE Test case_FCC PART22&24&27_FCC PART 27_2535_LTE B38 & B41



Frequency (MHz)	Result (dBm)	Factor (dB)	PK Limit (dBm)	Over Limit (dB)	Table (o)	ANT	EUT	Verdict
101.925	-71.00	-21.92	-25.0	-46.00	213.00	Horizontal	Vertical	Pass
864.442	-64.24	2.81	-25.0	-39.24	210.00	Horizontal	Vertical	Pass
2586.200	-44.55	1.07	-25.0	-19.55	109.00	Horizontal	Vertical	N/A
5954.800	-48.92	5.75	-25.0	-23.92	192.00	Horizontal	Vertical	Pass
11316.237	-45.30	12.48	-25.0	-20.30	348.00	Horizontal	Vertical	Pass
22225.699	-42.37	18.25	-25.0	-17.37	274.00	Horizontal	Vertical	Pass

RSE-V&V LTE Band 41 BW15 CH40620

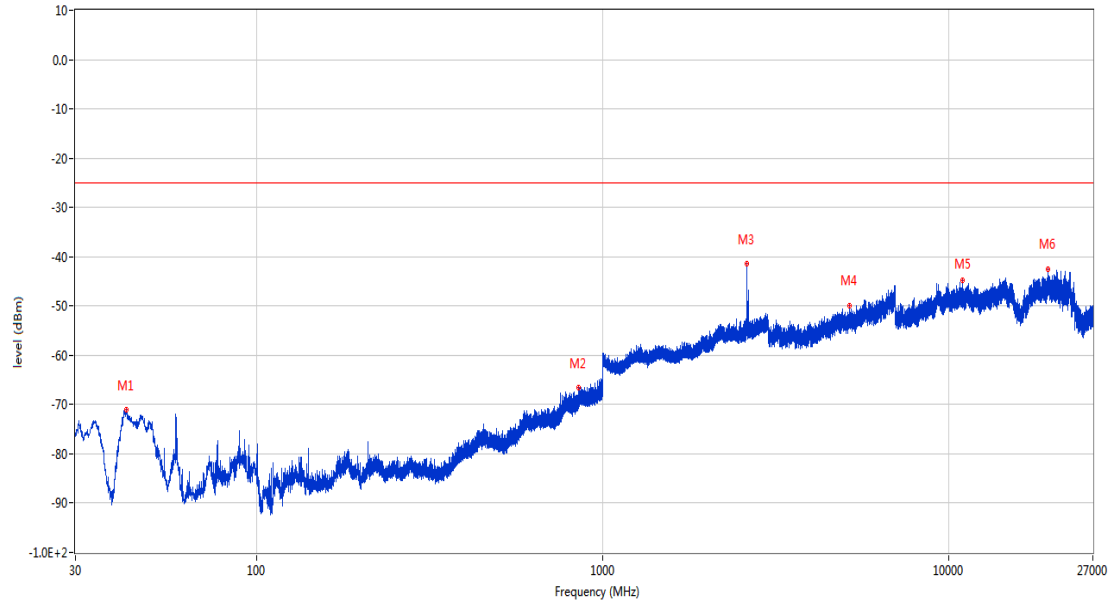
RSE Test case_FCC PART22&24&27_FCC PART 27_2535_LTE B38 & B41



Frequency (MHz)	Result (dBm)	Factor (dB)	PK Limit (dBm)	Over Limit (dB)	Table (o)	ANT	EUT	Verdict
42.465	-71.50	-18.18	-25.0	-46.50	119.00	Vertical	Vertical	Pass
908.966	-65.17	2.96	-25.0	-40.17	342.00	Vertical	Vertical	Pass
2586.200	-36.88	1.07	-25.0	-11.88	269.00	Vertical	Vertical	N/A
5661.000	-48.47	5.39	-25.0	-23.47	360.00	Vertical	Vertical	Pass
10805.925	-45.20	12.02	-25.0	-20.20	108.00	Vertical	Vertical	Pass
19290.587	-42.08	18.38	-25.0	-17.08	340.00	Vertical	Vertical	Pass

RSE-V&H LTE Band 41 BW15 CH40620

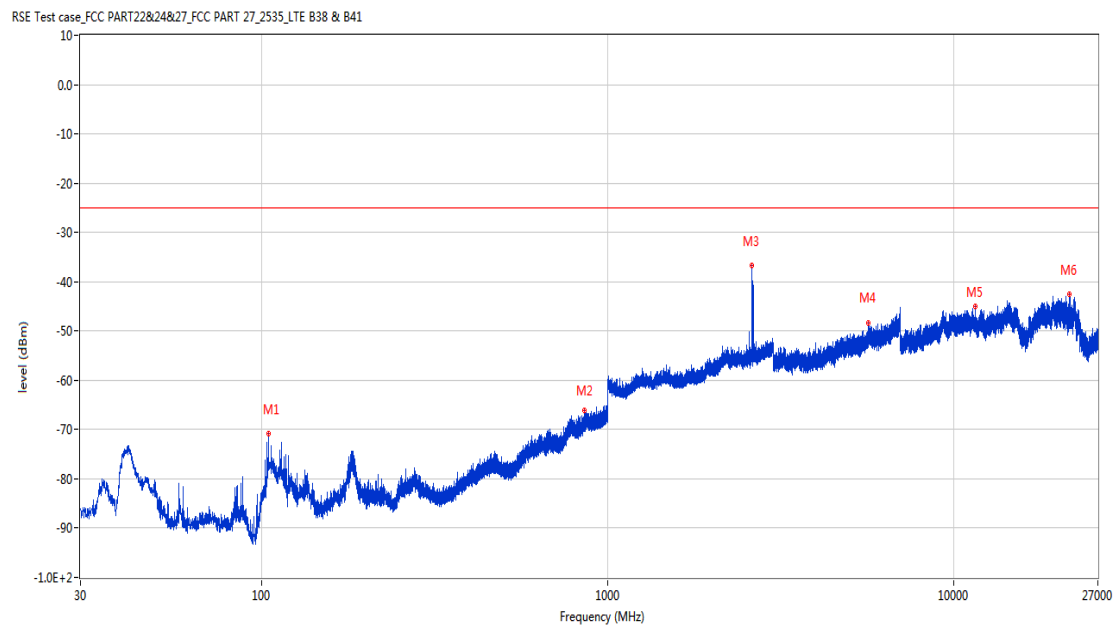
RSE Test case_FCC PART22&24&27_FCC PART 27_2535_LTE B38 & B41



Frequency (MHz)	Result (dBm)	Factor (dB)	PK Limit (dBm)	Over Limit (dB)	Table (o)	ANT	EUT	Verdict
41.980	-71.10	-17.84	-25.0	-46.10	49.00	Vertical	Horizontal	Pass
849.117	-66.59	2.01	-25.0	-41.59	70.00	Vertical	Horizontal	Pass
2586.300	-41.49	1.07	-25.0	-16.49	95.00	Vertical	Horizontal	N/A
5157.400	-49.88	4.09	-25.0	-24.88	294.00	Vertical	Horizontal	Pass
10943.350	-44.73	11.81	-25.0	-19.73	309.00	Vertical	Horizontal	Pass
19286.600	-42.60	18.22	-25.0	-17.60	42.00	Vertical	Horizontal	Pass

13.4 LTE Band 41 BW20, Middle Channel

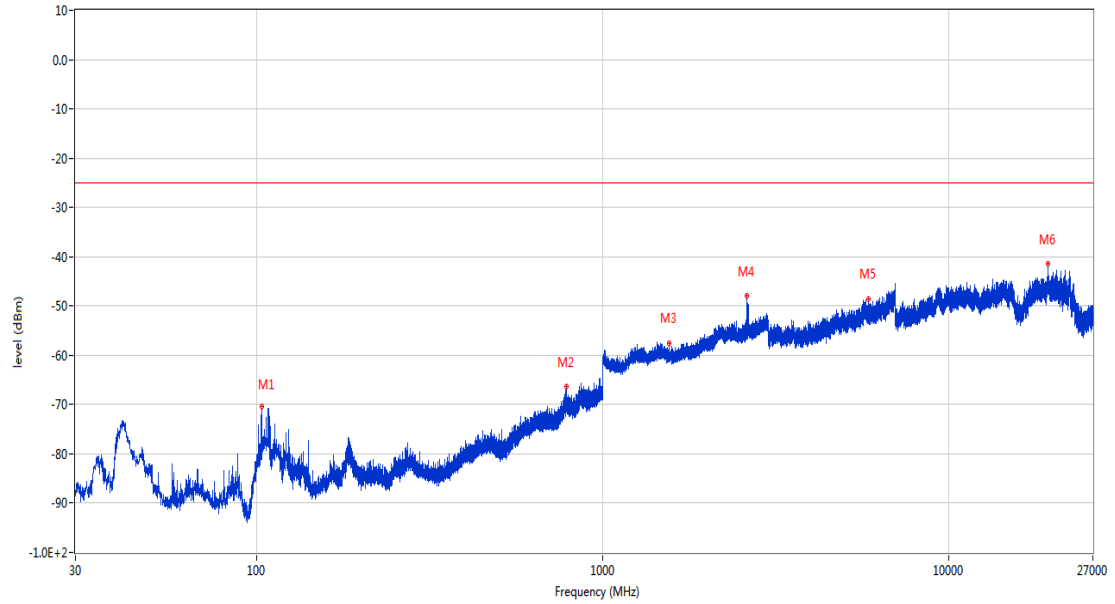
RSE-H&H LTE Band 41 BW20 CH40620



Frequency (MHz)	Result (dBm)	Factor (dB)	PK Limit (dBm)	Over Limit (dB)	Table (o)	ANT	EUT	Verdict
104.884	-70.72	-22.46	-25.0	-45.72	12.00	Horizontal	Horizontal	Pass
853.482	-66.10	2.30	-25.0	-41.10	94.00	Horizontal	Horizontal	Pass
2559.500	-36.77	1.03	-25.0	-11.77	65.00	Horizontal	Horizontal	N/A
5666.000	-48.38	5.53	-25.0	-23.38	235.00	Horizontal	Horizontal	Pass
11487.013	-45.04	11.15	-25.0	-20.04	217.00	Horizontal	Horizontal	Pass
21506.599	-42.53	18.01	-25.0	-17.53	257.00	Horizontal	Horizontal	Pass

RSE-H&V LTE Band 41 BW20 CH40620

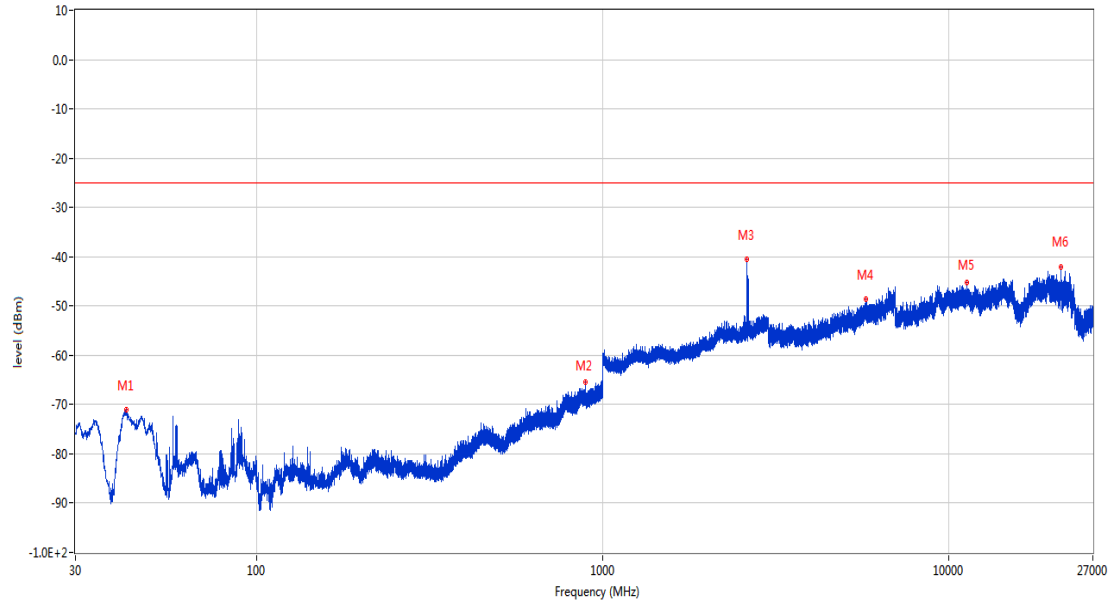
RSE Test case_FCC PART22&24&27_FCC PART 27_2535_LTE B38 & B41



Frequency (MHz)	Result (dBm)	Factor (dB)	PK Limit (dBm)	Over Limit (dB)	Table (o)	ANT	EUT	Verdict
103.381	-70.47	-22.22	-25.0	-45.47	357.00	Horizontal	Vertical	Pass
784.563	-66.39	1.81	-25.0	-41.39	360.00	Horizontal	Vertical	Pass
1558.400	-57.53	-5.43	-25.0	-32.53	150.00	Horizontal	Vertical	Pass
2577.300	-47.89	1.03	-25.0	-22.89	207.00	Horizontal	Vertical	N/A
5838.800	-48.70	5.38	-25.0	-23.70	127.00	Horizontal	Vertical	Pass
19305.087	-41.46	18.80	-25.0	-16.46	298.00	Horizontal	Vertical	Pass

RSE-V&V LTE Band 41 BW20 CH40620

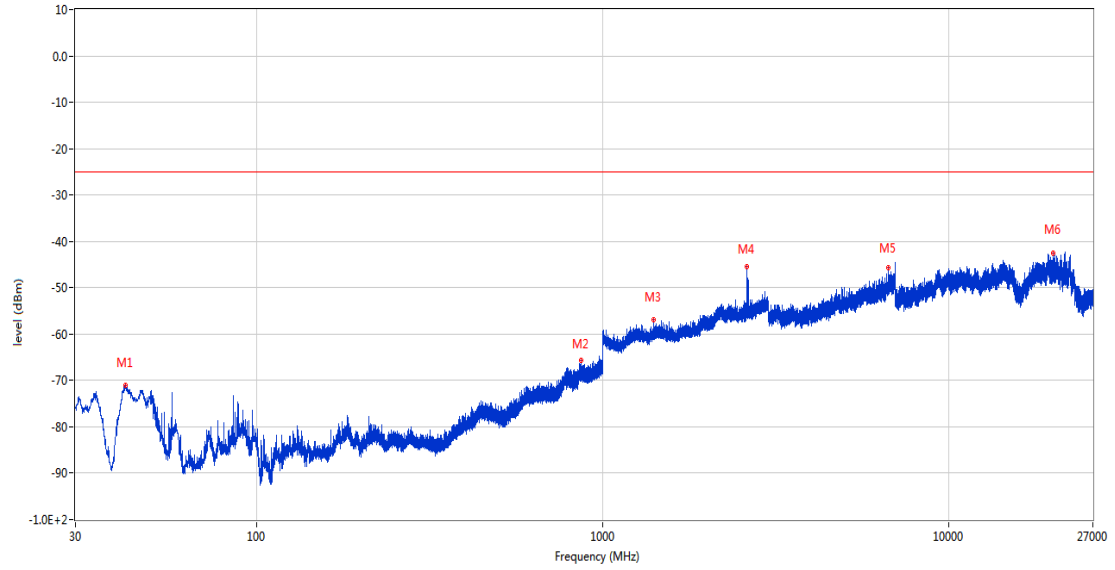
RSE Test case_FCC PART22&24&27_FCC PART 27_2535_LTE B38 & B41



Frequency (MHz)	Result (dBm)	Factor (dB)	PK Limit (dBm)	Over Limit (dB)	Table (o)	ANT	EUT	Verdict
42.028	-71.11	-17.86	-25.0	-46.11	74.00	Vertical	Vertical	Pass
890.099	-65.42	2.90	-25.0	-40.42	34.00	Vertical	Vertical	Pass
2561.900	-40.58	1.03	-25.0	-15.58	277.00	Vertical	Vertical	N/A
5752.200	-48.59	5.51	-25.0	-23.59	299.00	Vertical	Vertical	Pass
11276.849	-45.11	12.29	-25.0	-20.11	278.00	Vertical	Vertical	Pass
21034.400	-42.02	17.85	-25.0	-17.02	321.00	Vertical	Vertical	Pass

RSE-V&H LTE Band 41 BW20 CH40620

RSE Test case_FCC PART22&24&27_FCC PART 27_2535_LTE B38 & B41



Frequency (MHz)	Result (dBm)	Factor (dB)	PK Limit (dBm)	Over Limit (dB)	Table (o)	ANT	EUT	Verdict
41.834	-70.99	-17.86	-25.0	-45.99	92.00	Vertical	Horizontal	Pass
864.151	-65.75	2.78	-25.0	-40.75	310.00	Vertical	Horizontal	Pass
1398.600	-56.96	-5.17	-25.0	-31.96	36.00	Vertical	Horizontal	Pass
2561.900	-45.53	1.03	-25.0	-20.53	85.00	Vertical	Horizontal	N/A
6686.000	-45.65	7.79	-25.0	-20.65	90.00	Vertical	Horizontal	Pass
19916.626	-42.54	19.50	-25.0	-17.54	93.00	Vertical	Horizontal	Pass