

kind

product

gauge

grid

book

customer:	Raytheon
entry name:	BTE-670
Material category:	BT antenna
edition:	V2.2
Date:	2023.04.25

Catalogue

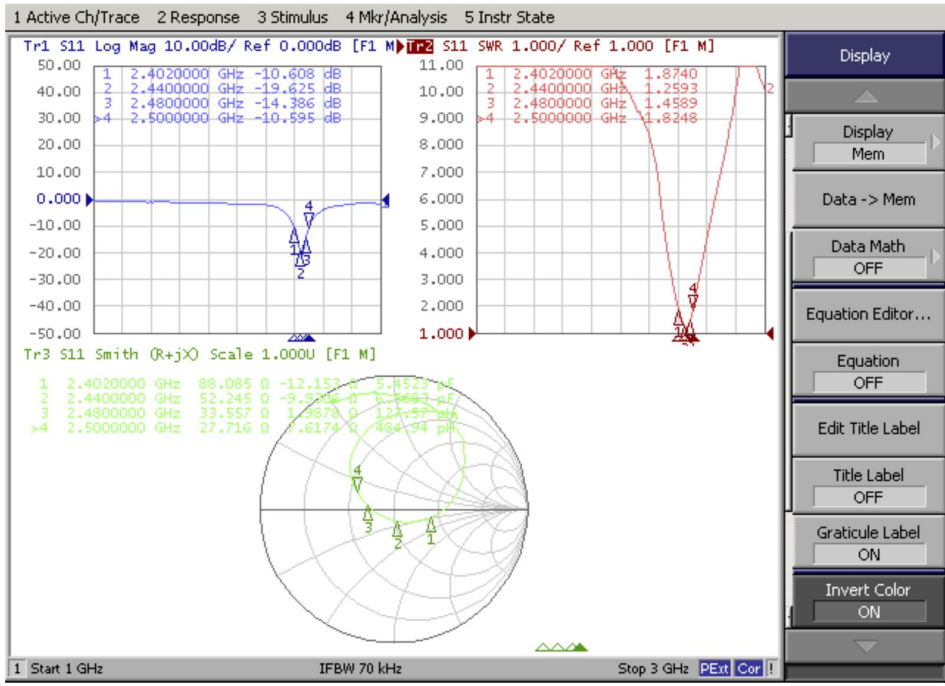
一	Antenna passive test report.....	3
二	: BT antenna OTA parameters.....	4-5
三	: Matching circuit.....	5
四	: Structural drawings.....	6

一: Passive test report

Network analyzer(5071B)



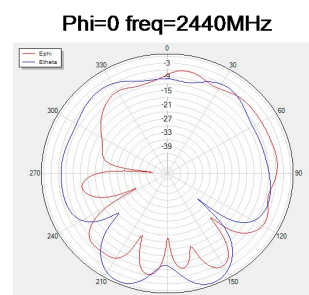
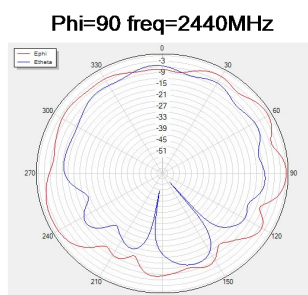
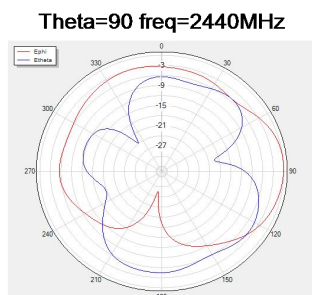
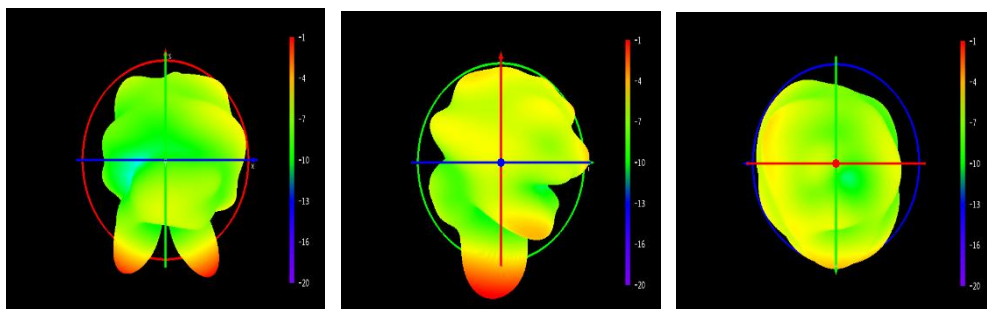
BT antenna S parameters



Antenna passive efficiency

2400-2480MHz				
Freq(MHz)	Gain(dBi)	Efficiency(%)	Gain(dBi)	Efficiency(%)
	Free space	Free space	Second generation head die	Second generation head die
2400	-3.27	19.88	-2.67	11.64
2410	-2.85	19.62	-2.35	11.58
2420	-2.42	19.44	-2.31	11.42
2430	-1.99	19.34	-2.19	11.37
2440	-1.58	19.44	-2.11	11.38
2450	-1.14	19.78	-2.08	11.44
2460	-0.71	20.33	-1.98	11.6
2470	-0.35	20.9	-1.81	11.9
2480	-0.12	21.44	-1.64	12.24
Average value	-1.6	20.01	-2.12	11.61

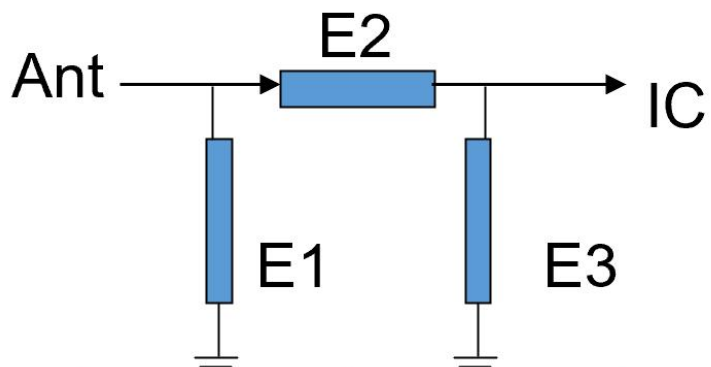
Passive direction diagram of BT antenna



二： BT antenna OTA parameters

BT	Channel	TRP(dBm)	TIS(dBm)
Ear&head	0	0.5	-83.9
	39	0.7	-84.1
	78	1.4	-84.1

三： Matching circuit



Element	Value
E1	NA
E2	0Ω
E3	NA

kind

product

gauge

grid

book

customer:	Raytheon
entry name:	BTE-670
Material category:	BT antenna
edition:	V2.2
Date:	2023.04.25

Catalogue

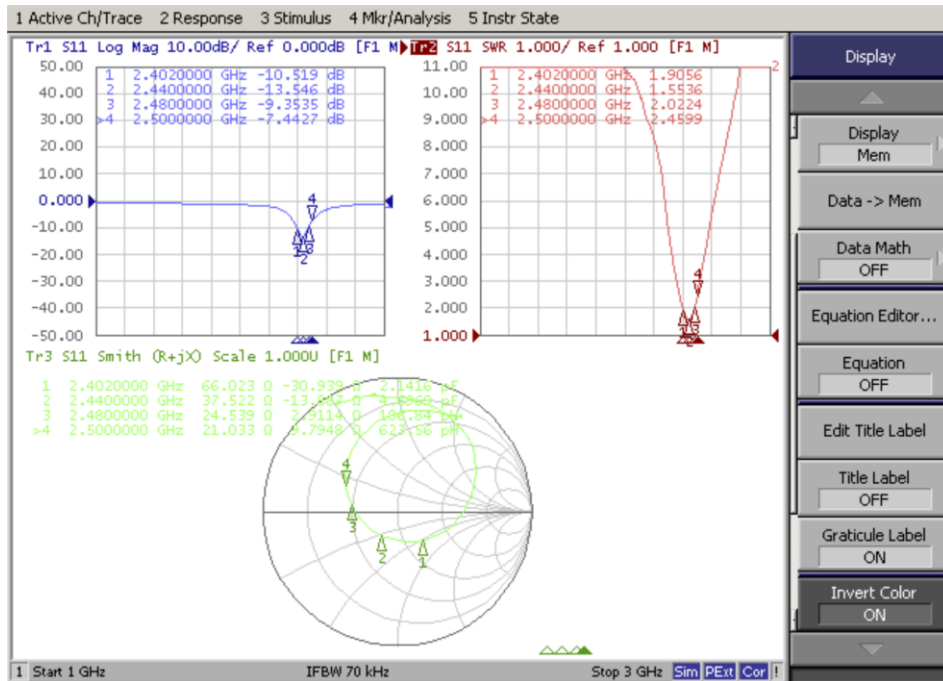
一	Antenna passive test report.....	3
二	: BT antenna OTA parameters.....	4-5
三	: Matching circuit.....	5
四	: Structural drawings.....	6

一: Passive test report

Network analyzer(5071B)



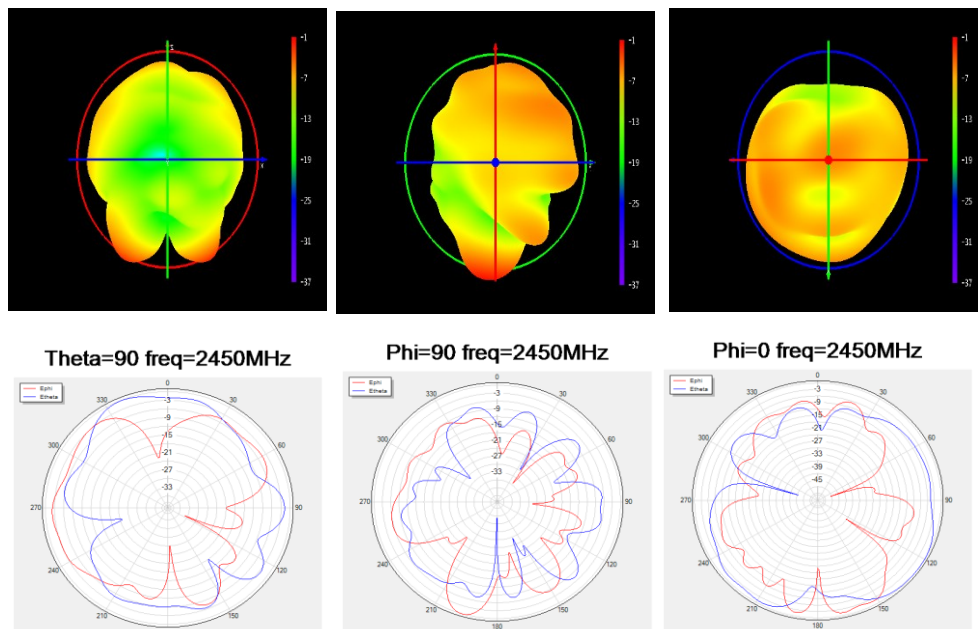
BT antenna S parameters



Antenna passive efficiency

2400-2480MHz				
Freq(MHz)	Gain(dBi)	Efficiency(%)	Gain(dBi)	Efficiency(%)
	Free space	Free space	Second generation head die	Second generation head die
2400	-0.02	21.92	-0.69	13.26
2410	-0.22	21.41	-0.73	13.11
2420	-0.55	20.37	-0.87	12.72
2430	-0.9	19.04	-1.16	11.98
2440	-1.2	17.67	-1.52	11.01
2450	-1.5	16.29	-1.96	10
2460	-1.75	15.08	-2.42	9.08
2470	-1.88	14.23	-2.88	8.26
2480	-1.92	13.62	-3.25	7.59
Average value	-1.10	17.73	-1.72	10.77

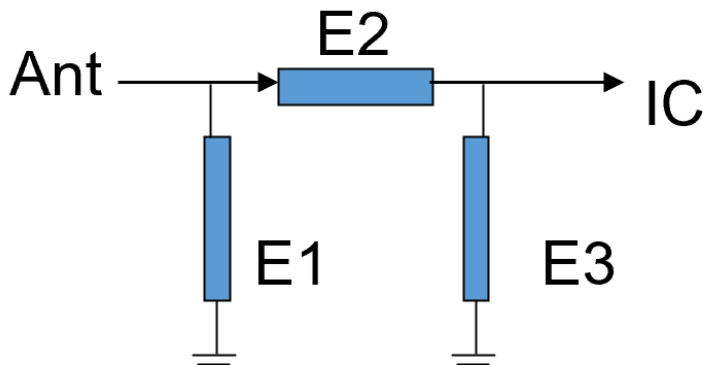
Passive direction diagram of BT antenna



二： BT antenna OTA parameters

BT	Channel	TRP(dBm)	TIS(dBm)
Ear&head	0	0.6	-83.9
	39	1.6	-84.2
	78	1.9	-84.0

三： Matching circuit



Element	Value
E1	NA
E2	0Ω
E3	NA

四： Structure file

