


Conducted Emission on AC mains 0.15MHz to 30MHz




Radiated emission

Below 1G


Mode 1




Mode 2




Above 1G
Mode 1




Mode 2




Radiated Spurious Emission Test (Below 1GHz)




Radiated Spurious Emission Test (Above 1GHz)




Radiated Spurious Emission Test (Above 18GHz)




SAR




Left Ear-Front Face




Left Ear-Rear Face




Left Ear-Left Side




Left Ear-Right Side




Left Ear-Top Side




Left Ear-Bottom Side




Right Ear-Front Face




Right Ear-Rear Face




Right Ear-Left Side



Right Ear-Right Side



Right Ear-Top Side



Right Ear-Bottom Side

-----**This is the last page of the report.** -----