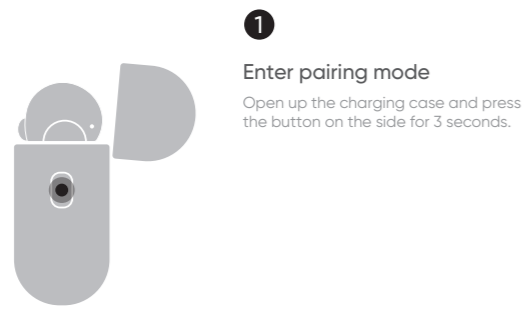
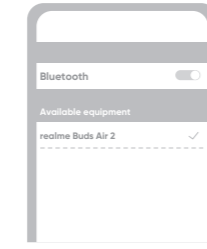


realme Buds Air 2

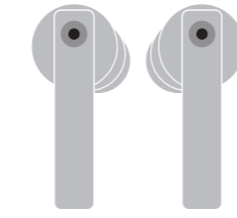
User Guide



1
Enter pairing mode
Open up the charging case and press the button on the side for 3 seconds.



2
Connect earbuds
Turn on Bluetooth on smartphone, connect to realme Buds Air 2



Press and hold for 2s to switch between noise reduction and transparency mode
 Press and hold for 2s on both side to turn on the game mode.



Use with realme Link
Users can download realme Link to install firmware updates and additional features for their Buds Air 2.



Packaging List

- Earphones
- Ear tips (S/M/L)
- Type-C charging cable
- User manual
- Warranty Card
- Safety Guide

Basic Parameters

Model: RMA2003
Working Frequency: 2.4GHz-2.4835GHz
Max Power Rate: ≤ 8dBm
USB type C input: DC=5.0V, 500mA
Operation frequency(Max power): Bluetooth: 2402-2480MHz

V1.0

Temperature description

The headset shall be used under the environment with 0 C~45 C temperature and 45%-85% humidity, and the storage temperature shall be -20 C~35 C. The headset use will be affected and even the headset and battery may be damaged in case of too high or too low temperature. The headset shall be charged at 0 C~45 C which can be charged quickly at 15 C~45 C. The headset use will be influenced, and even the headset and battery may be damaged in case of too high or too low temperature when charging.

Realme Mobile Telecommunications (India) Private Limited
3rd Floor, Tower B, Building Number 8, DLF Cyber City,
Gurugram-122002, Haryana, India

