

FCC TEST REPORT

Client Name : A-ELEKTRONIK D.O.O.
Address : HINKA WUERTHA 12, ZAGREB, CROATIA
Product Name : Sprintshield Touch
Date : Nov. 05, 2019

Shenzhen Anbotek Compliance Laboratory Limited

Shenzhen Anbotek Compliance Laboratory Limited

Address: 1/F., Building D, Sogood Science and Technology Park, Sanwei Community,
Hangcheng Street, Bao'an District, Shenzhen, Guangdong, China.
Tel: (86) 755-26066440 Fax: (86) 755-26014772 Email: service@anbotek.com

 Hotline
400-003-0500
www.anbotek.com

Contents

1. General Information.....	5
1.1. Client Information.....	5
1.2. Description of Device (EUT).....	5
1.3. Auxiliary Equipment Used During Test.....	7
1.4. Description of Test Modes.....	7
1.5. Description Of Test Setup.....	8
1.6. Test Equipment List.....	10
1.7. Measurement Uncertainty.....	11
1.8. Description of Test Facility.....	11
2. Summary of Test.....	12
2.1. Summary of test result.....	12
2.2. Test mode.....	12
3. RF Output Power Test.....	14
3.1. Test Standard and Limit.....	14
3.2. Test Setup.....	14
3.3. Test Procedure.....	14
3.4. Test Data.....	14
4. Peak-Average Ratio.....	23
4.1. Test Standard and Limit.....	23
4.2. Test Setup.....	23
4.3. Test Procedure.....	23
4.4. Test Data.....	23
5. Modulation Characteristic.....	25
6. Occupied Bandwidth.....	26
6.1. Test Standard and Limit.....	26
6.2. Test Setup.....	26
6.3. Test Procedure.....	26
6.4. Test Data.....	26
7. Spurious Emissions at Antenna Terminals.....	34
7.1. Test Standard and Limit.....	34
7.2. Test Setup.....	34
7.3. Test Procedure.....	34
7.4. Test Data.....	34
8. Spurious Radiated Emissions.....	69
8.1. Test Standard and Limit.....	69
8.2. Test Setup.....	69
8.3. Test Procedure.....	69
8.4. Test Data.....	69
9. Band Edge Compliance.....	72
9.1. Test Standard and Limit.....	72

Shenzhen Anbotek Compliance Laboratory Limited

9.2. Test Setup..... 72

9.3. Test Procedure..... 72

9.4. Test Data..... 72

10. Frequency Stability..... 78

10.1. Test Standard and Limit..... 78

10.2. Test Setup..... 78

10.3. Test Procedure..... 78

10.4. Test Data..... 78

APPENDIX I -- TEST SETUP PHOTOGRAPH..... 82

APPENDIX II -- PHOTOGRAPH..... 83

TEST REPORT

Applicant : A-ELEKTRONIK D.O.O.
Manufacturer : A-ELEKTRONIK D.O.O.
Product Name : Sprintshield Touch
Model No. : T101
Trade Mark : Sprintshield
Rating(s) : Input: DC 5V, 2A(Input: Via DC 12V power adapter; with DC 3.7V, 350mAh
Battery inside)

Test Standard(s) : FCC PART 2, FCC Part 22(H) :2018, FCC Part 24(E):2018

Test Method(s) : ANSI C63.26-2015, KDB971168 D01 v03

The device described above is tested by Shenzhen Anbotek Compliance Laboratory Limited to determine the maximum emission levels emanating from the device and the severe levels of the device can endure and its performance criterion. The measurement results are contained in this test report and Shenzhen Anbotek Compliance Laboratory Limited is assumed full of responsibility for the accuracy and completeness of these measurements. Also, this report shows that the EUT (Equipment Under Test) is technically compliant with the FCC Part 22/FCC Part 24 requirements.

This report applies to above tested sample only and shall not be reproduced in part without written approval of Shenzhen Anbotek Compliance Laboratory Limited.

Date of Receipt

Jul. 11, 2019

Date of Test :

Jul. 11~ Oct. 17, 2019

Prepared by :



Dolly mo

(Engineer / Dolly Mo)

Reviewer :

Bibo Zhang

(Supervisor / Bibo Zhang)

Approved & Authorized Signer :

Sally Zhang

(Manager / Sally Zhang)

Shenzhen Anbotek Compliance Laboratory Limited

1. General Information

1.1. Client Information

Applicant	:	A-ELEKTRONIK D.O.O.
Address	:	HINKA WUERTHA 12, ZAGREB, CROATIA
Manufacturer	:	A-ELEKTRONIK D.O.O.
Address	:	HINKA WUERTHA 12, ZAGREB, CROATIA
Factory	:	A-ELEKTRONIK D.O.O.
Address	:	HINKA WUERTHA 12, ZAGREB, CROATIA

1.2. Description of Device (EUT)

Product Name	:	Sprintshield Touch
Model No.	:	T101
Trade Mark	:	Sprintshield
Test Sample NO.	:	1-2-1(Normal Sample)
Test Power Supply	:	DC 12V/ DC 3.7V Battery inside
Product Description	:	BDR+EDR: 2402MHz~2480MHz BLE: 2402MHz~2480MHz 802.11b/ g/ n(HT20) 2412-2462MHz 802.11n(HT40) 2422-2452MHz GSM/GPRS 850 TX:824.2~848.8 MHz; RX:869.2~893.8 MHz PCS/GPRS 1900 TX:1850.2~1909.8 MHz; RX:1930.2~1989.8 MHz UMTS-FDD Band 5 TX: 826.4 ~ 846.6 MHz; RX: 871.4 ~ 891.6 MHz UMTS-FDD Band 2 TX:1852.4~1907.6 MHz; RX: 1932.4~1987.6 MHz
	:	BDR+EDR: 79 Channels BLE: 40 Channels 802.11b/ g/ n(HT20): 11 Channels 802.11n(HT40): 7 Channels
	:	BDR+EDR: 1/2/3 Mbits/s BLE:1 Mbits/s 802.11b: 11/5.5/2/1Mbps 802.11g: 54/48/36/24/18/12/9/6 Mbps 802.11n: up to 150Mbps

Shenzhen Anbotek Technology Laboratory Limited

	GPRS Class	8/10/12
	Modulation Type:	GSM/GPRS: GMSK WCDMA: BPSK, 16QAM; BDR+EDR: GFSK, $\pi/4$ -DQPSK, 8-DPSK BLE:GFSK 802.11b: CCK; 802.11g/n: OFDM
	Antenna Type:	GSM/GPRS: PIFA Antenna WCDMA: PIFA Antenna BDR+EDR: PIFA Antenna BLE: PIFA Antenna 802.11b/ g/ n(HT20/HT40): PIFA Antenna
	Antenna Gain(Peak):	GSM 850: 0 dBi PCS 1900: 0 dBi UMTS-FDD Band 2: 0 dBi UMTS-FDD Band 5: 0 dBi BDR+EDR:1.5 dBi BLE: 1.5 dBi 802.11b/ g/ n(HT20/HT40): 1.5 dBi

Remark: 1) For a more detailed features description, please refer to the manufacturer's specifications or the User's Manual.

2) This report is for GSM&WCDMA module.

Shenzhen Anbotek Compliance Laboratory Limited

Address: 1/F., Building D, Sogood Science and Technology Park, Sanwei Community, Hangcheng Street, Bao'an District, Shenzhen, Guangdong, China.

Tel: (86) 755-26066440 Fax: (86) 755-26014772 Email: service@anbotek.com



Hotline
400-003-0500
www.anbotek.com

1.3. Auxiliary Equipment Used During Test

N/A	
-----	--

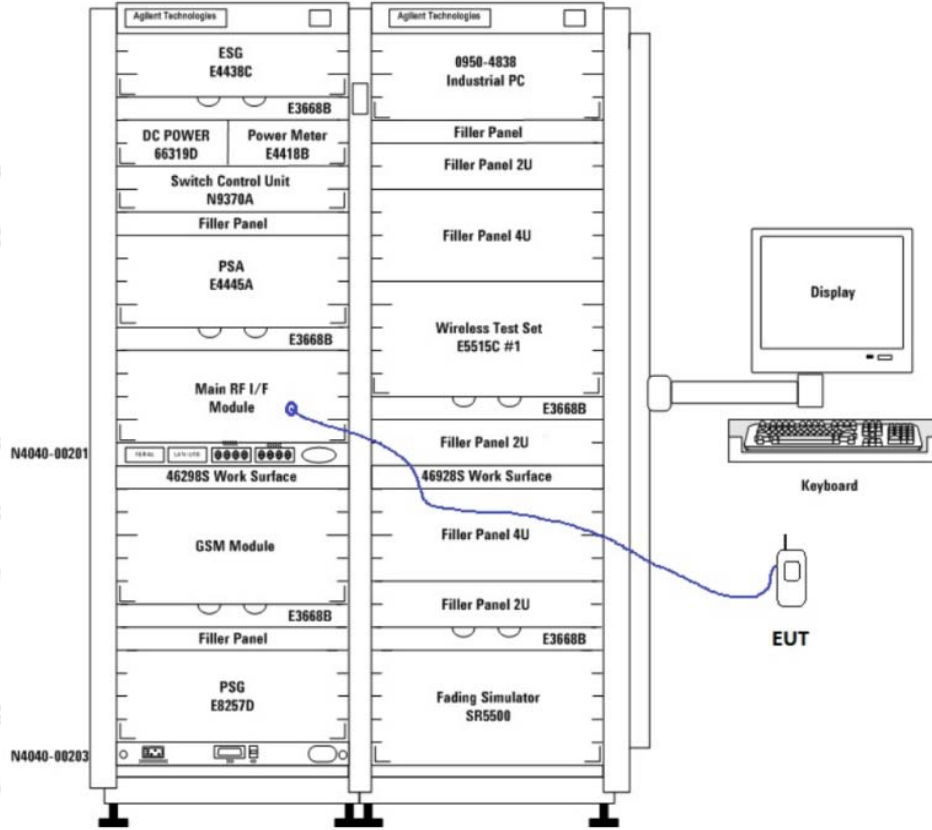
1.4. Description of Test Modes

The following is the description of how the EUT is exercised during testing.

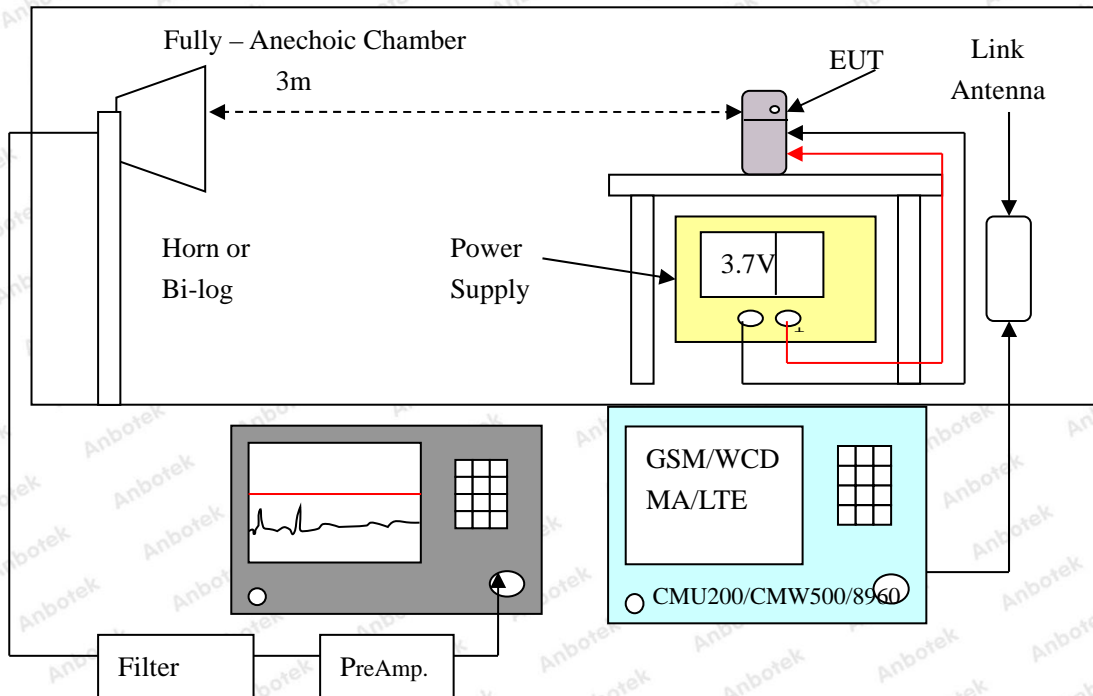

Test	Description Of Operation
Emissions Testing	The EUT was communicating with base station.
Others Testing	The EUT was communicating with base station.

1.5. Description Of Test Setup

1.5.1 Conducted Test Setup



1.5.2 Radiated Test Setup




1.6. Test Equipment List

Item	Equipment	Manufacturer	Model No.	Serial No.	Last Cal.	Cal. Interval
1.	Spectrum Analysis	Agilent	E4407B	US39390582	Nov. 05, 2018	1 Year
2.	Preamplifier	SKET Electronic	BK1G18G30D	KD17503	Nov. 05, 2018	1 Year
3.	EMI Test Receiver	Rohde & Schwarz	ESPI3	101604	Nov. 05, 2018	1 Year
4.	Double Ridged Horn Antenna	Instruments corporation	GTH-0118	351600	Nov. 19, 2018	1 Year
5.	Bilog Broadband Antenna	Schwarzbeck	VULB9163	VULB 9163-289	Nov. 19, 2018	1 Year
6.	Bilog Broadband Antenna	SCHWARZBECK	VULB 9163	01109	Nov. 20, 2018	1 Year
7.	Pre-amplifier	SONOMA	310N	186860	Nov. 05, 2018	1 Year
8.	EMI Test Software EZ-EMC	SHURPLE	N/A	N/A	N/A	N/A
9.	MXA Spectrum Analysis	Agilent	N9020A	MY51170037	Nov. 05, 2018	1 Year
10.	MXG RF Vector Signal Generator	Agilent	N5182A	MY48180656	Nov. 05, 2018	1 Year
11.	DC Power Supply	LW	TPR-6420D	374470	Oct. 31, 2018	1 Year
12.	Constant Temperature Humidity Chamber	ZHONGJIAN	ZJ-KHWS80B	N/A	Nov. 01, 2018	1 Year
13.	Universal Radio Communication Tester	Rohde & Schwarz	CMU 200	117888	Nov. 05, 2018	1 Year
14.	Wideband Radio Communication Tester	Rohde & Schwarz	CMW 500	104209	Nov. 05, 2018	1 Year
15.	High-Pass Filter	CDKMV	ZHPF-BM1100-4000-0730	B2015094550	Nov. 08, 2018	1 Year
16.	High-Pass Filter	CDKMV	ZHPF-M3.5-18G-3834	1307006523	Nov. 05, 2018	1 Year
17.	4 Ch. Simultaneous Sampling 14 Bits 2 MS/s	Agilent	U2531A	TW54063507	Nov. 05, 2018	1 Year
18.	4 Ch. Simultaneous Sampling 14 Bits 2 MS/s	Agilent	U2531A	TW54063513	Nov. 05, 2018	1 Year

Shenzhen Anbotek Compliance Laboratory Limited

Address: 1/F., Building D, Sogood Science and Technology Park, Sanwei Community, Hangcheng Street, Bao'an District, Shenzhen, Guangdong, China.
 Tel: (86) 755-26066440 Fax: (86) 755-26014772 Email: service@anbotek.com

 Hotline
 400-003-0500
www.anbotek.com

1.7. Measurement Uncertainty

Maximum measurement uncertainty

Parameter	Uncertainty
RF output power, conducted	±1,5 dB
Power Spectral Density, conducted	±3 dB
Unwanted Emissions, conducted	±3 dB
All emissions, radiated	±6 dB
Temperature	±1 °C
Humidity	±5 %
DC and low frequency voltages	±3 %
Time	±5 %
Confidence interval: 95%. Confidence factor:k=2	

1.8. Description of Test Facility

The test facility is recognized, certified, or accredited by the following organizations:

FCC-Registration No.: 184111

Shenzhen Anbotek Compliance Laboratory Limited, EMC Laboratory has been registered and fully described in a report filed with the (FCC) Federal Communications Commission. The acceptance letter from the FCC is maintained in our files. Registration No. 184111, September 27, 2019.

ISED-Registration No.: 8058A-1

Shenzhen Anbotek Compliance Laboratory Limited, EMC Laboratory has been registered and fully described in a report filed with the (ISED) Innovation, Science and Economic Development Canada. The acceptance letter from the ISED is maintained in our files. Registration 8058A, March 07, 2019.

Test Location

All Emissions tests were performed at

Shenzhen Anbotek Compliance Laboratory Limited.

1/F, Building D, Sogood Science and Technology Park, Sanwei community, Hangcheng Street, Bao'an District, Shenzhen, Guangdong, China.518102

Shenzhen Anbotek Compliance Laboratory Limited

2. Summary of Test

2.1. Summary of test result

FCC Rules	Description of Test	Result
§2.1046; § 22.913(a); § 24.232(c);	RF Output Power	Compliance
§ 24.232 (d);	Peak-Average Ratio	Compliance
§ 2.1047	Modulation Characteristics	N/A
§ 2.1049; § 22.905; § 22.917; § 24.238;	99% & -26 dB Occupied Bandwidth	Compliance
§ 2.1051; § 22.917(a); § 24.238(a);	Spurious Emissions at Antenna Terminal	Compliance
§ 2.1053; § 22.917(a); § 24.238(a);	Field Strength of Spurious Radiation	Compliance
§ 22.917(a); § 24.238(a);	Out of band emission, Band Edge	Compliance
§ 2.1055; § 22.355; § 24.235;	Frequency stability vs. temperature Frequency stability vs. voltage	Compliance

Note: Testing was performed by configuring EUT to maximum output power status, the declared output power class for different


2.2. Test mode

During all testing, EUT is in link mode with base station emulator at maximum power level in each test mode and channel as below:

Temperature range	21-25°C
Humidity range	40-75%
Pressure range	86-106kPa

Shenzhen Anbotek Compliance Laboratory Limited

Address: 1/F., Building D, Sogood Science and Technology Park, Sanwei Community, Hangcheng Street, Bao'an District, Shenzhen, Guangdong, China.
Tel: (86) 755-26066440 Fax: (86) 755-26014772 Email: service@anbotek.com

 Hotline
400-003-0500
www.anbotek.com

Mode	Channel	Frequency(MHz)
GSM 850	128	824.2
	190	836.6
	251	848.8
PCS 1900	512	1850.2
	661	1880.0
	810	1909.8
UMTS BAND V	4132	826.4
	4182	836.4
	4233	846.6
UMTS BAND II	9262	1852.4
	9400	1880.0
	9538	1907.6

Shenzhen Anbotek Compliance Laboratory Limited

Address: 1/F., Building D, Sogood Science and Technology Park, Sanwei Community, Hangcheng Street, Bao'an District, Shenzhen, Guangdong, China.
Tel: (86) 755-26066440 Fax: (86) 755-26014772 Email: service@anbotek.com

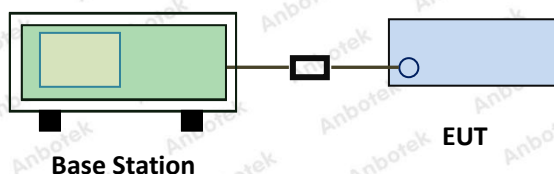
 Hotline
400-003-0500
www.anbotek.com

3. RF Output Power Test

3.1. Test Standard and Limit

Spec	Item	Requirement
§22.913 (a)	a)	ERP:38.5dBm
§24.232 (c)	b)	EIRP:33dBm

3.2. Test Setup



3.3. Test Procedure

For Conducted Power:

The transmitter output port was connected to base station.

Set EUT at maximum power through base station.

Select lowest, middle, and highest channels for each band and different test mode.

For ERP/EIRP:

The transmitter was placed on a wooden turntable, and it was transmitting into a non-radiating load which was also placed on the turntable.

The measurement antenna was placed at a distance of 3 meters from the EUT. During the tests, the antenna height and polarization as well as EUT azimuth were varied in order to identify the maximum level of emissions from the EUT. The test was performed by placing the EUT on 3-orthogonal axis.

The frequency range up to tenth harmonic of the fundamental frequency was investigated.

Remove the EUT and replace it with substitution antenna. A signal generator was connected to the substitution antenna by a non-radiating cable. The absolute levels of the spurious emissions were measured by the substitution.

Spurious emissions in dB = 10 log (TX power in Watts/0.001) – the absolute level

Spurious attenuation limit in dB = 43 + 10 Log₁₀ (power out in Watts).

3.4. Test Data

Please to see the following pages

Conducted Power:

GSM Mode:

Shenzhen Anbotek Compliance Laboratory Limited

Address: 1/F., Building D, Sogood Science and Technology Park, Sanwei Community, Hangcheng Street, Bao'an District, Shenzhen, Guangdong, China.

Tel: (86) 755-26066440 Fax: (86) 755-26014772 Email: service@anbotek.com



Hotline

400-003-0500

www.anbotek.com

Band	Channel	PCL	Power(dBm)	Limit(dBm)	Verdict
GSM850	128	5	30.43	38.5	PASS
GSM850	190	5	30.50	38.5	PASS
GSM850	251	5	30.83	38.5	PASS
GSM1900	512	0	28.95	33	PASS
GSM1900	661	0	28.77	33	PASS
GSM1900	810	0	28.36	33	PASS

GPRS Mode:

Band	Channel	PCL	Slot	Power(dBm)	Limit(dBm)	Verdict
GPRS850	128	5	1	30.35	38.5	PASS
GPRS850	128	5	2	27.89	38.5	PASS
GPRS850	128	5	3	26.65	38.5	PASS
GPRS850	128	5	4	25.20	38.5	PASS
GPRS850	190	5	1	30.29	38.5	PASS
GPRS850	190	5	2	28.00	38.5	PASS
GPRS850	190	5	3	26.71	38.5	PASS
GPRS850	190	5	4	25.41	38.5	PASS
GPRS850	251	5	1	30.61	38.5	PASS
GPRS850	251	5	2	28.41	38.5	PASS
GPRS850	251	5	3	27.02	38.5	PASS
GPRS850	251	5	4	25.74	38.5	PASS
GPRS1900	512	0	1	29.13	33	PASS
GPRS1900	512	0	2	28.89	33	PASS
GPRS1900	512	0	3	26.40	33	PASS
GPRS1900	512	0	4	25.06	33	PASS
GPRS1900	661	0	1	28.81	33	PASS
GPRS1900	661	0	2	28.65	33	PASS
GPRS1900	661	0	3	26.57	33	PASS
GPRS1900	661	0	4	25.20	33	PASS
GPRS1900	810	0	1	28.37	33	PASS
GPRS1900	810	0	2	28.19	33	PASS
GPRS1900	810	0	3	26.00	33	PASS
GPRS1900	810	0	4	24.57	33	PASS

WCDMA Mode:

Shenzhen Anbotek Compliance Laboratory Limited

Address: 1/F., Building D, Sogood Science and Technology Park, Sanwei Community, Hangcheng Street, Bao'an District, Shenzhen, Guangdong, China.

Tel: (86) 755-26066440 Fax: (86) 755-26014772 Email: service@anbotek.com




Hotline
400-003-0500
www.anbotek.com

Band	Channel	Power(dBm)	Limit(dBm)	Verdict
Band II	9262	23.25	33	PASS
Band II	9400	23.20	33	PASS
Band II	9538	22.98	33	PASS
Band V	4132	21.08	38.5	PASS
Band V	4182	21.23	38.5	PASS
Band V	4233	21.11	38.5	PASS

Band	Channel	SubTest	Power(dBm)	Limit(dBm)	Verdict
Band II	9262	HSDPA_Sub1	21.72	33	PASS
Band II	9262	HSDPA_Sub2	21.53	33	PASS
Band II	9262	HSDPA_Sub3	21.50	33	PASS
Band II	9262	HSDPA_Sub4	22.39	33	PASS
Band II	9400	HSDPA_Sub1	21.98	33	PASS
Band II	9400	HSDPA_Sub2	21.67	33	PASS
Band II	9400	HSDPA_Sub3	20.50	33	PASS
Band II	9400	HSDPA_Sub4	21.72	33	PASS
Band II	9538	HSDPA_Sub1	22.59	33	PASS
Band II	9538	HSDPA_Sub2	22.95	33	PASS
Band II	9538	HSDPA_Sub3	21.44	33	PASS
Band II	9538	HSDPA_Sub4	20.78	33	PASS
Band V	4132	HSDPA_Sub1	20.28	38.5	PASS
Band V	4132	HSDPA_Sub2	20.63	38.5	PASS
Band V	4132	HSDPA_Sub3	20.37	38.5	PASS
Band V	4132	HSDPA_Sub4	21.77	38.5	PASS
Band V	4182	HSDPA_Sub1	20.82	38.5	PASS
Band V	4182	HSDPA_Sub2	21.34	38.5	PASS
Band V	4182	HSDPA_Sub3	21.17	38.5	PASS
Band V	4182	HSDPA_Sub4	20.97	38.5	PASS
Band V	4233	HSDPA_Sub1	22.07	38.5	PASS
Band V	4233	HSDPA_Sub2	20.68	38.5	PASS
Band V	4233	HSDPA_Sub3	22.19	38.5	PASS
Band V	4233	HSDPA_Sub4	20.82	38.5	PASS

Shenzhen Anbotek Compliance Laboratory Limited

Address: 1/F., Building D, Sogood Science and Technology Park, Sanwei Community, Hangcheng Street, Bao'an District, Shenzhen, Guangdong, China.
 Tel: (86) 755-26066440 Fax: (86) 755-26014772 Email: service@anbotek.com

 Hotline
 400-003-0500
 www.anbotek.com

Band	Channel	SubTest	Power(dBm)	Limit(dBm)	Verdict
Band II	9262	HSUPA_Sub1	20.89	33	PASS
Band II	9262	HSUPA_Sub2	21.68	33	PASS
Band II	9262	HSUPA_Sub3	21.51	33	PASS
Band II	9262	HSUPA_Sub4	21.63	33	PASS
Band II	9262	HSUPA_Sub5	20.62	33	PASS
Band II	9400	HSUPA_Sub1	22.61	33	PASS
Band II	9400	HSUPA_Sub2	21.37	33	PASS
Band II	9400	HSUPA_Sub3	21.03	33	PASS
Band II	9400	HSUPA_Sub4	20.88	33	PASS
Band II	9400	HSUPA_Sub5	20.45	33	PASS
Band II	9538	HSUPA_Sub1	20.56	33	PASS
Band II	9538	HSUPA_Sub2	20.50	33	PASS
Band II	9538	HSUPA_Sub3	21.04	33	PASS
Band II	9538	HSUPA_Sub4	20.73	33	PASS
Band II	9538	HSUPA_Sub5	20.89	33	PASS
Band V	4132	HSUPA_Sub1	20.31	38.5	PASS
Band V	4132	HSUPA_Sub2	20.34	38.5	PASS
Band V	4132	HSUPA_Sub3	20.50	38.5	PASS
Band V	4132	HSUPA_Sub4	21.63	38.5	PASS
Band V	4132	HSUPA_Sub5	21.07	38.5	PASS
Band V	4182	HSUPA_Sub1	21.76	38.5	PASS
Band V	4182	HSUPA_Sub2	21.03	38.5	PASS
Band V	4182	HSUPA_Sub3	21.73	38.5	PASS
Band V	4182	HSUPA_Sub4	21.47	38.5	PASS
Band V	4182	HSUPA_Sub5	20.51	38.5	PASS
Band V	4233	HSUPA_Sub1	21.39	38.5	PASS
Band V	4233	HSUPA_Sub2	20.49	38.5	PASS
Band V	4233	HSUPA_Sub3	20.28	38.5	PASS
Band V	4233	HSUPA_Sub4	21.32	38.5	PASS
Band V	4233	HSUPA_Sub5	21.38	38.5	PASS

Shenzhen Anbotek Compliance Laboratory Limited

Address: 1/F., Building D, Sogood Science and Technology Park, Sanwei Community, Hangcheng Street, Bao'an District, Shenzhen, Guangdong, China.
 Tel: (86) 755-26066440 Fax: (86) 755-26014772 Email: service@anbotek.com

 Hotline
 400-003-0500
www.anbotek.com

Radiated Output power:**ERP & EIRP****ERP for Cellular Band (Part 22H)****GSM Mode**

Frequency (MHz)	Substituted level (dBm)	Antenna Polarization	Antenna Gain correction (dBi)	Cable Loss (dB)	Absolute Level (dBm)	Limit (dBm)
824.2	24.30	V	6.8	0.53	30.57	38.45
824.2	23.90	H	6.8	0.53	30.17	38.45
836.6	23.73	V	6.8	0.53	30.00	38.45
836.6	23.78	H	6.8	0.53	30.05	38.45
848.8	23.59	V	6.9	0.53	29.96	38.45
848.8	21.76	H	6.9	0.53	28.13	38.45

GPRS Mode

Frequency (MHz)	Substituted level (dBm)	Antenna Polarization	Antenna Gain correction (dBi)	Cable Loss (dB)	Absolute Level (dBm)	Limit (dBm)
824.2	23.16	V	6.8	0.53	29.43	38.45
824.2	23.39	H	6.8	0.53	29.66	38.45
836.6	22.90	V	6.8	0.53	29.17	38.45
836.6	22.98	H	6.8	0.53	29.25	38.45
848.8	22.40	V	6.9	0.53	28.77	38.45
848.8	22.84	H	6.9	0.53	29.21	38.45

ERP for UMTS-FDD Band V (Part 22H)**Shenzhen Anbotek Compliance Laboratory Limited**

Address: 1/F., Building D, Sogood Science and Technology Park, Sanwei Community, Hangcheng Street, Bao'an District, Shenzhen, Guangdong, China.

Tel: (86) 755-26066440 Fax: (86) 755-26014772 Email: service@anbotek.com



Hotline
400-003-0500
www.anbotek.com

WCDMA Mode

Frequency (MHz)	Substituted level (dBm)	Antenna Polarization	Antenna Gain correction (dBi)	Cable Loss (dB)	Absolute Level (dBm)	Limit (dBm)
826.4	13.84	V	6.8	0.53	20.11	38.45
826.4	15.03	H	6.8	0.53	21.30	38.45
836.4	15.03	V	6.8	0.53	21.30	38.45
836.4	12.94	H	6.8	0.53	19.21	38.45
846.6	13.84	V	6.9	0.53	20.21	38.45
846.6	14.28	H	6.9	0.53	20.65	38.45

HSDPA Mode

Frequency (MHz)	Substituted level (dBm)	Antenna Polarization	Antenna Gain correction (dBi)	Cable Loss (dB)	Absolute Level (dBm)	Limit (dBm)
826.4	15.21	V	6.8	0.53	21.48	38.45
826.4	13.08	H	6.8	0.53	19.35	38.45
836.4	14.46	V	6.8	0.53	20.73	38.45
836.4	14.55	H	6.8	0.53	20.82	38.45
846.6	14.57	V	6.9	0.53	20.94	38.45
846.6	13.86	H	6.9	0.53	20.23	38.45

HSUPA Mode

Frequency (MHz)	Substituted level (dBm)	Antenna Polarization	Antenna Gain correction (dBi)	Cable Loss (dB)	Absolute Level (dBm)	Limit (dBm)
826.4	14.54	V	6.8	0.53	20.81	38.45

Shenzhen Anbotek Compliance Laboratory Limited

Address: 1/F., Building D, Sogood Science and Technology Park, Sanwei Community, Hangcheng Street, Bao'an District, Shenzhen, Guangdong, China.

Tel: (86) 755-26066440 Fax: (86) 755-26014772 Email: service@anbotek.com

Hotline
400-003-0500
www.anbotek.com

826.4	15.14	H	6.8	0.53	21.41	38.45
836.4	14.78	V	6.8	0.53	21.05	38.45
836.4	13.87	H	6.8	0.53	20.14	38.45
846.6	14.77	V	6.9	0.53	21.14	38.45
846.6	15.14	H	6.9	0.53	21.51	38.45

EIRP for PCS Band (Part 24E) GSM Mode


Frequency (MHz)	Substituted level (dBm)	Antenna Polarization	Antenna Gain correction (dBi)	Cable Loss (dB)	Absolute Level (dBm)	Limit (dBm)
1850.2	21.59	V	7.88	0.85	28.62	33
1850.2	22.29	H	7.88	0.85	29.32	33
1880	21.20	V	7.88	0.85	28.23	33
1880	22.49	H	7.88	0.85	29.52	33
1909.8	20.28	V	7.86	0.85	27.29	33
1909.8	21.65	H	7.86	0.85	28.66	33

GPRS Mode

Frequency (MHz)	Substituted level (dBm)	Antenna Polarization	Antenna Gain correction (dBi)	Cable Loss (dB)	Absolute Level (dBm)	Limit (dBm)
1850.2	19.95	V	7.88	0.85	26.98	33
1850.2	21.32	H	7.88	0.85	28.35	33

Shenzhen Anbotek Compliance Laboratory Limited

Address: 1/F., Building D, Sogood Science and Technology Park, Sanwei Community, Hangcheng Street, Bao'an District, Shenzhen, Guangdong, China.
Tel: (86) 755-26066440 Fax: (86) 755-26014772 Email: service@anbotek.com

 Hotline
400-003-0500
www.anbotek.com

1880	20.54	V	7.88	0.85	27.57	33
1880	20.98	H	7.88	0.85	28.01	33
1909.8	20.87	V	7.86	0.85	27.88	33
1909.8	20.32	H	7.86	0.85	27.33	33

EIRP for UMTS-FDD Band II (Part 24E) WCDMA Mode

Frequency (MHz)	Substituted level (dBm)	Antenna Polarization	Antenna Gain correction (dBi)	Cable Loss (dB)	Absolute Level (dBm)	Limit (dBm)
1852.4	13.93	V	7.88	0.85	20.96	33
1852.4	12.93	H	7.88	0.85	19.96	33
1880	15.08	V	7.88	0.85	22.11	33
1880	14.58	H	7.88	0.85	21.61	33
1907.6	14.42	V	7.86	0.85	21.43	33
1907.6	15.25	H	7.86	0.85	22.26	33

HSDPA Mode

Frequency (MHz)	Substituted level (dBm)	Antenna Polarization	Antenna Gain correction (dBi)	Cable Loss (dB)	Absolute Level (dBm)	Limit (dBm)
1852.4	12.97	V	7.88	0.85	20.00	33
1852.4	12.34	H	7.88	0.85	19.37	33
1880	12.24	V	7.88	0.85	19.27	33
1880	12.65	H	7.88	0.85	19.68	33

Shenzhen Anbotek Compliance Laboratory Limited

1907.6	13.17	V	7.86	0.85	20.18	33
1907.6	12.20	H	7.86	0.85	19.21	33

HSUPA Mode

Frequency (MHz)	Substituted level (dBm)	Antenna Polarization	Antenna Gain correction (dBi)	Cable Loss (dB)	Absolute Level (dBm)	Limit (dBm)
1852.4	12.81	V	7.88	0.85	19.84	33
1852.4	12.55	H	7.88	0.85	19.58	33
1880	12.79	V	7.88	0.85	19.82	33
1880	11.93	H	7.88	0.85	18.96	33
1907.6	12.48	V	7.86	0.85	19.49	33
1907.6	13.33	H	7.86	0.85	20.34	33

Note:

Absolute level=Substituted Level-Cable loss+Antenna Gain

Margin=Limit -Absolute Level

Shenzhen Anbotek Compliance Laboratory Limited

Address: 1/F., Building D, Sogood Science and Technology Park, Sanwei Community, Hangcheng Street, Bao'an District, Shenzhen, Guangdong, China.

Tel:(86) 755-26066440 Fax: (86) 755-26014772 Email: service@anbotek.com



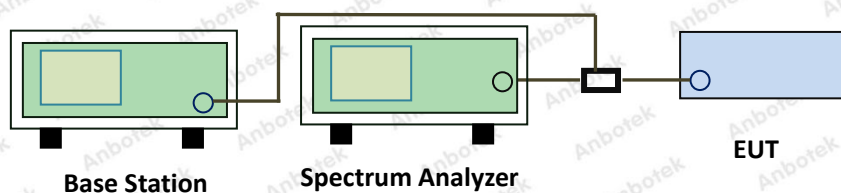
Hotline
400-003-0500
www.anbotek.com

4. Peak-Average Ratio

4.1. Test Standard and Limit

In measuring transmissions in this band using an average power technique, the peak-to-average ratio (PAR) of the transmission may not exceed 13 dB.

4.2. Test Setup



4.3. Test Procedure

According with KDB 971168

1. The signal analyzer's CCDF measurement profile is enabled
2. Frequency = carrier center frequency
3. Measurement BW > Emission bandwidth of signal
4. The signal analyzer was set to collect one million samples to generate the CCDF curve
5. The measurement interval was set depending on the type of signal analyzed. For continuous signals (>98% duty cycle), the measurement interval was set to 1ms. For burst transmissions, the spectrum analyzer is set to use an internal "RF Burst" trigger that is synced with an incoming pulse and the measurement interval is set to less than the duration of the "on time" of one burst to ensure that energy is only captured during a time in which the transmitter is operating at maximum power

4.4. Test Data

GSM Mode:

Band	Channel	Peak-to-Average Ratio(dB)	Limit(dBm)	Verdict
GSM850	128	0.20	13	PASS
GSM850	190	0.18	13	PASS
GSM850	251	0.17	13	PASS
GPRS850	128	0.20	13	PASS
GPRS850	190	0.21	13	PASS
GPRS850	251	0.19	13	PASS
GSM1900	512	0.20	13	PASS
GSM1900	661	0.21	13	PASS
GSM1900	810	0.21	13	PASS
GPRS1900	512	0.21	13	PASS
GPRS1900	661	0.20	13	PASS
GPRS1900	810	0.26	13	PASS

WCDMA Mode:

Band	Channel	Peak-to-Average Ratio(dB)	Limit(dBm)	Verdict
Band II	9262	2.84	13	PASS
Band II	9400	3.04	13	PASS
Band II	9538	2.94	13	PASS
Band V	4132	2.91	13	PASS
Band V	4182	3.05	13	PASS
Band V	4233	2.98	13	PASS

Shenzhen Anbotek Compliance Laboratory Limited

Address: 1/F., Building D, Sogood Science and Technology Park, Sanwei Community, Hangcheng Street, Bao'an District, Shenzhen, Guangdong, China.

Tel: (86) 755-26066440 Fax: (86) 755-26014772 Email: service@anbotek.com



Hotline
400-003-0500
www.anbotek.com

5. Modulation Characteristic

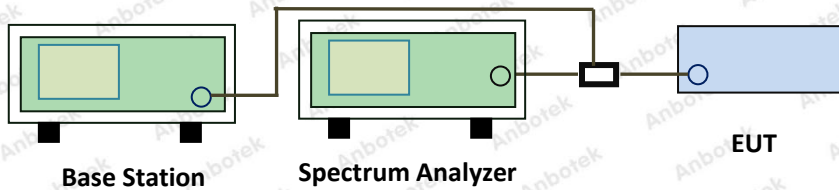
According to FCC § 2.1047(d), Part 22H, Part 24E there is no specific requirement for digital modulation, therefore modulation characteristic is not presented.

6. Occupied Bandwidth

6.1. Test Standard and Limit

Spec	Item	Requirement
§2.1049, §22.917, §22.905 §24.238	a)	99% Occupied Bandwidth(kHz)
	b)	26 dB Bandwidth(kHz)

6.2. Test Setup



6.3. Test Procedure

1. The EUT's output RF connector was connected with a short cable to the spectrum analyzer
2. RBW was set to about 1% of emission BW, VBW \geq 3 times RBW.
3. -26dBc display line was placed on the screen (or 99% bandwidth), the occupied bandwidth is the delta frequency between the two points where the display line intersects the signal trace.

6.4. Test Data

GSM Mode:

Band	Channel	Occupied Bandwidth (kHz)	26dB Bandwidth (kHz)	Verdict
GSM850	128	245.2	315	PASS
GSM850	190	246.7	315	PASS
GSM850	251	246.5	315	PASS
GPRS850	128	242.7	315	PASS
GPRS850	190	241.8	313	PASS
GPRS850	251	244.7	312	PASS
GSM1900	512	244.6	313	PASS
GSM1900	661	247.6	313	PASS
GSM1900	810	242.8	309	PASS
GPRS1900	512	241.9	308	PASS

Shenzhen Anbotek Compliance Laboratory Limited

GPRS1900	661	242.2	309	PASS
GPRS1900	810	245.2	313	PASS

WCDMA Mode:

Band	Channel	Occupied Bandwidth (kHz)	26dB Bandwidth (kHz)	Verdict
Band II	9262	4170.0	4718	PASS
Band II	9400	4169.9	4718	PASS
Band II	9538	4168.0	4722	PASS
Band V	4132	4167.4	4705	PASS
Band V	4182	4164.0	4698	PASS
Band V	4233	4161.0	4690	PASS

Shenzhen Anbotek Compliance Laboratory Limited

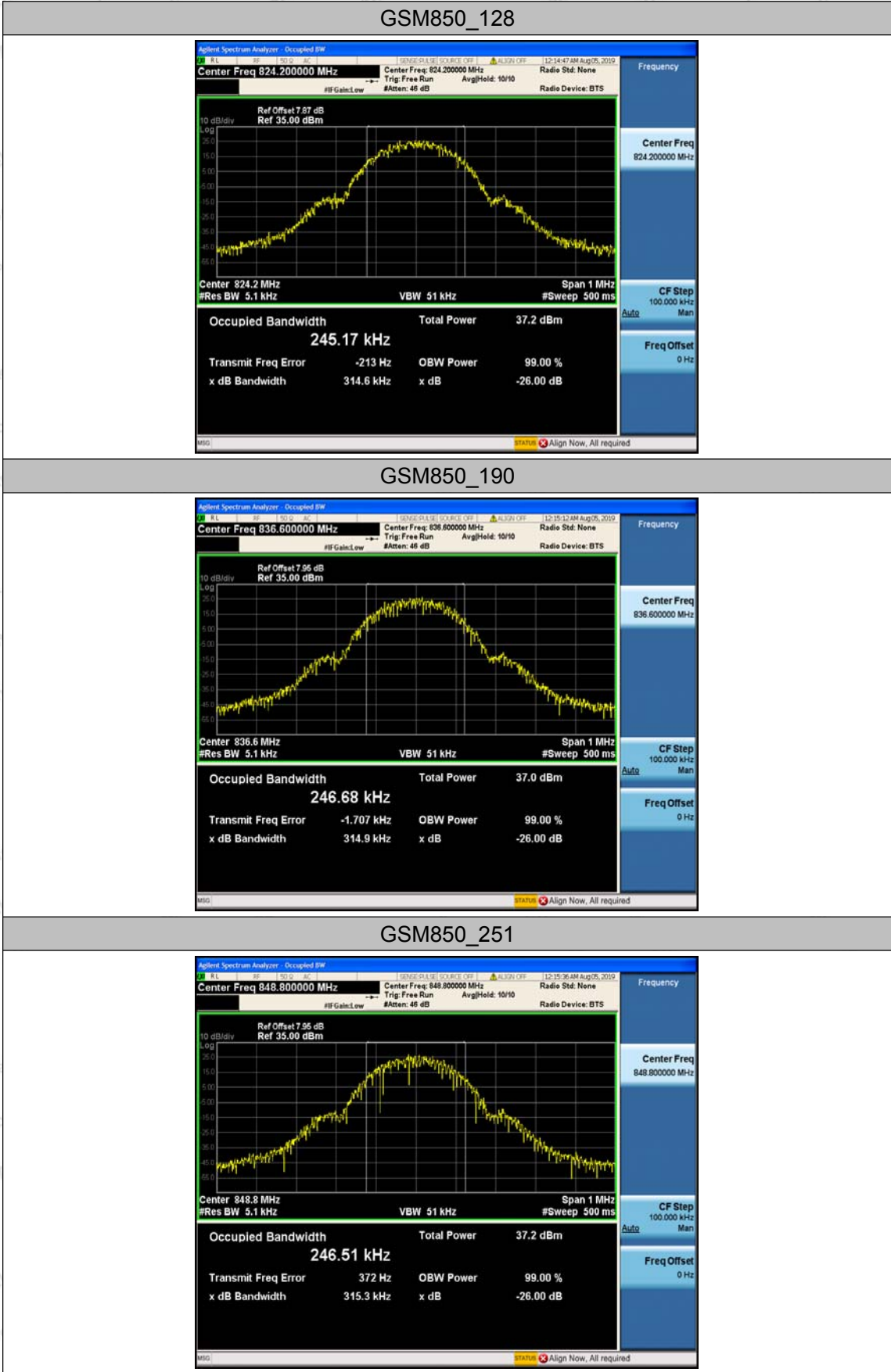
Address: 1/F., Building D, Sogood Science and Technology Park, Sanwei Community, Hangcheng Street, Bao'an District, Shenzhen, Guangdong, China.

Tel: (86) 755-26066440 Fax: (86) 755-26014772 Email: service@anbotek.com



Hotline
400-003-0500
www.anbotek.com

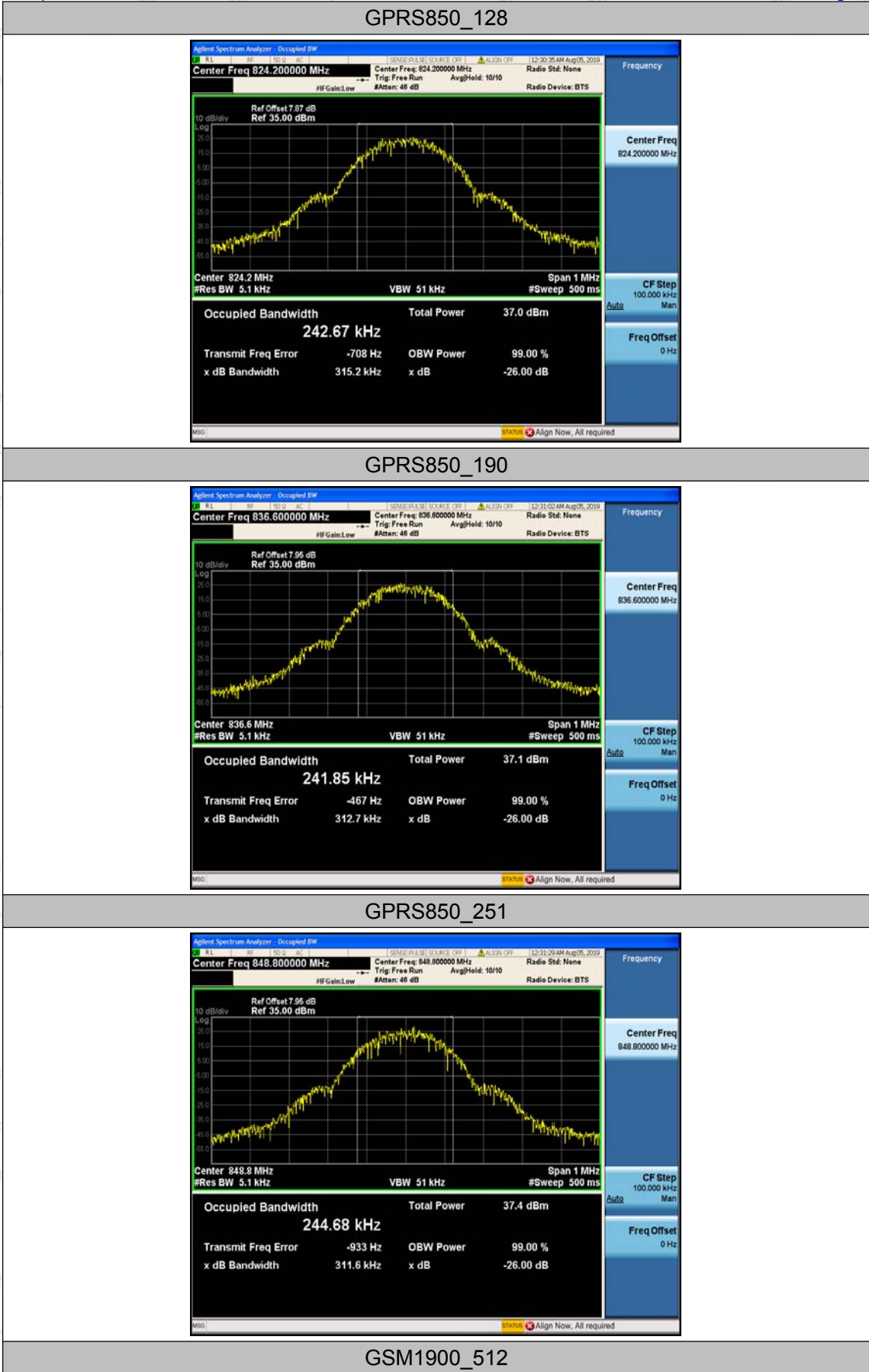
Test Graphs



Shenzhen Anbotek Compliance Laboratory Limited

Address: 1/F., Building D, Sogood Science and Technology Park, Sanwei Community, Hangcheng Street, Bao'an District, Shenzhen, Guangdong, China.
Tel: (86) 755-26066440 Fax: (86) 755-26014772 Email: service@anbotek.com

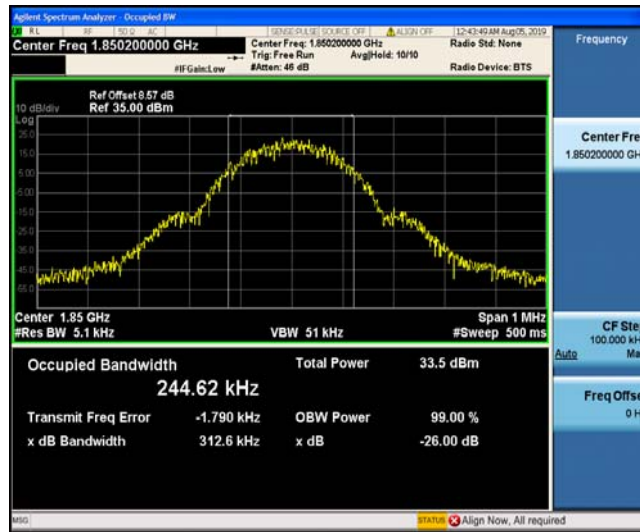
Hotline 400-003-0500
www.anbotek.com



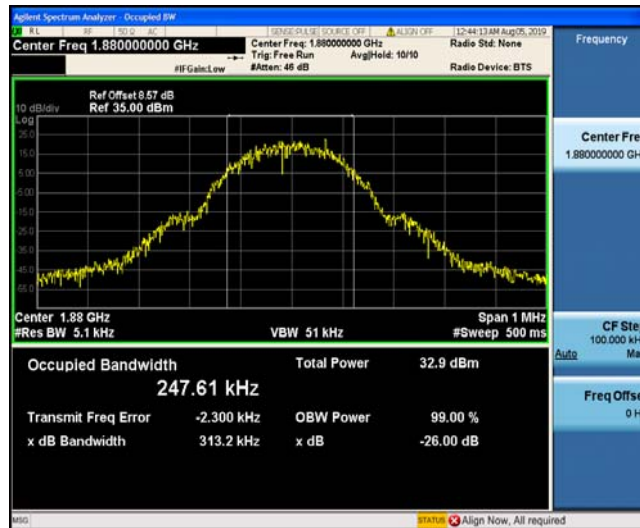
Shenzhen Anbotek Compliance Laboratory Limited

Address: 1/F., Building D, Sogood Science and Technology Park, Sanwei Community, Hangcheng Street, Bao'an District, Shenzhen, Guangdong, China.
 Tel: (86) 755-26066440 Fax: (86) 755-26014772 Email: service@anbotek.com

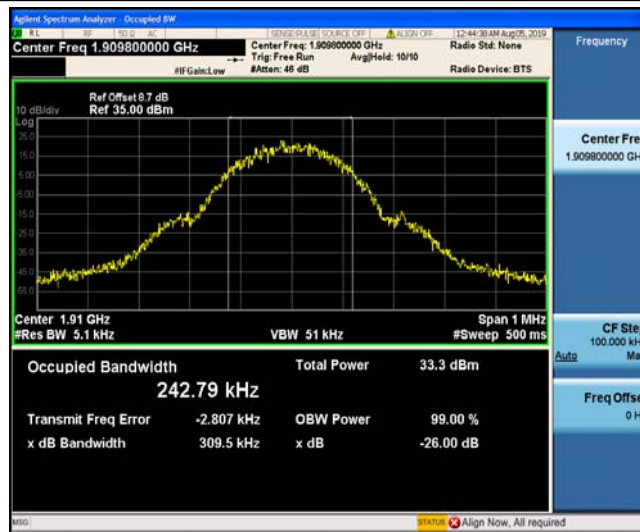
Hotline 400-003-0500
 www.anbotek.com



GSM1900_661



GSM1900_810

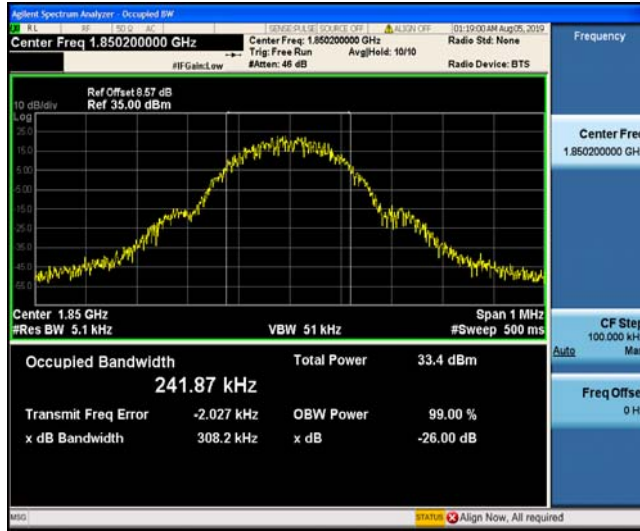


GPRS1900_512

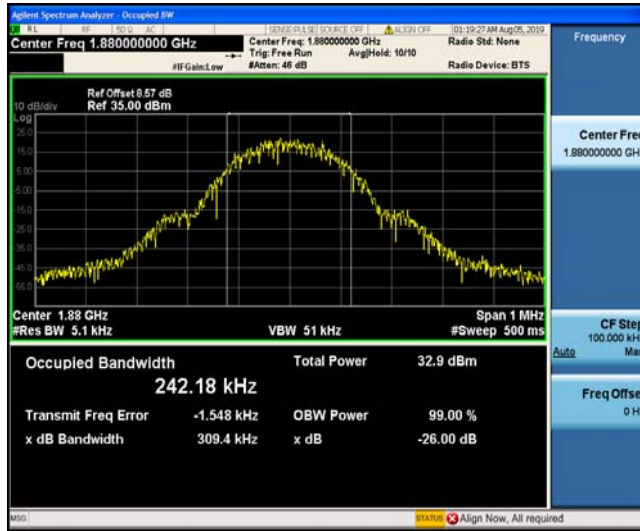
Shenzhen Anbotek Compliance Laboratory Limited

Address: 1/F., Building D, Sogood Science and Technology Park, Sanwei Community, Hangcheng Street, Bao'an District, Shenzhen, Guangdong, China.
Tel: (86) 755-26066440 Fax: (86) 755-26014772 Email: service@anbotek.com

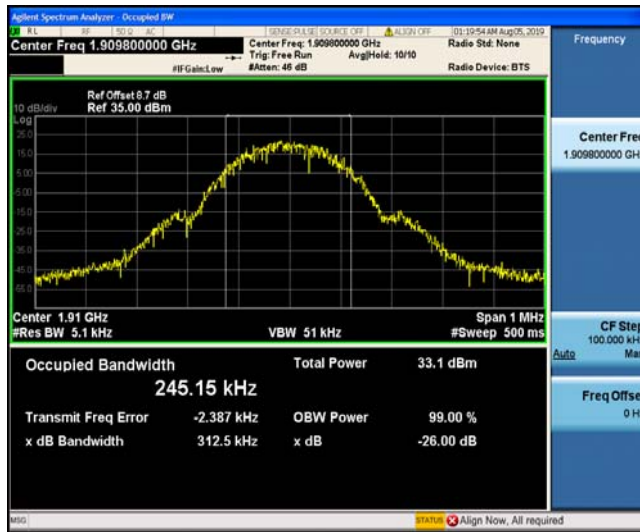
Hotline
400-003-0500
www.anbotek.com

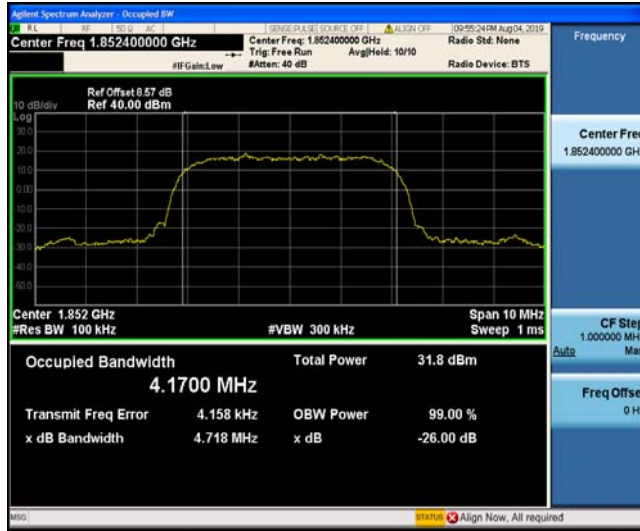


GPRS1900_661

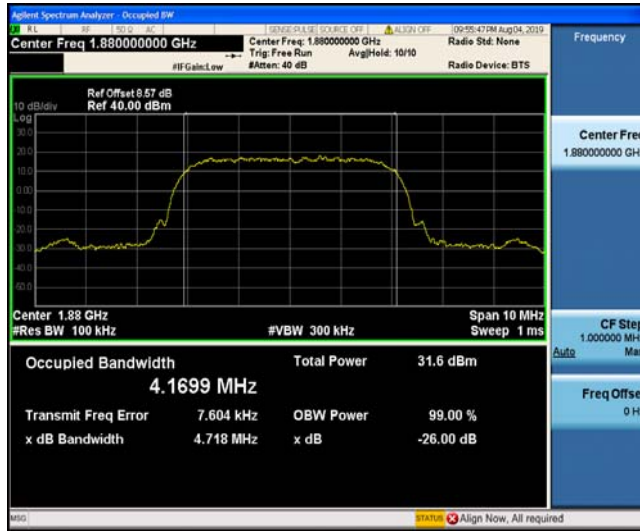


GPRS1900_810

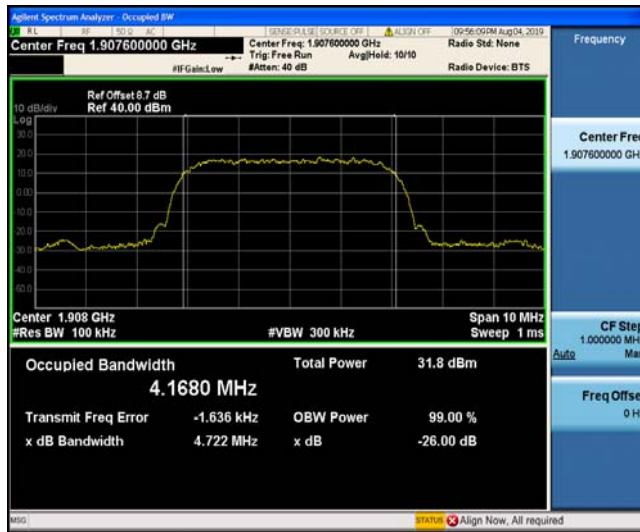




Band II_9262



Band II_9400

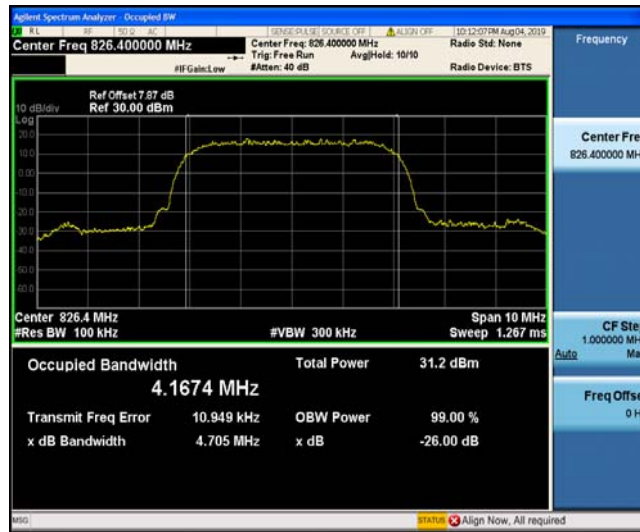


Band II_9538

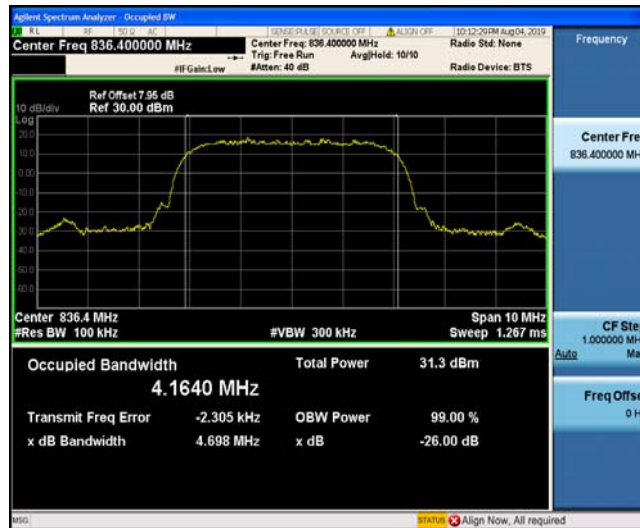
Shenzhen Anbotek Compliance Laboratory Limited

Address: 1/F., Building D, Sogood Science and Technology Park, Sanwei Community, Hangcheng Street, Bao'an District, Shenzhen, Guangdong, China.
Tel: (86) 755-26066440 Fax: (86) 755-26014772 Email: service@anbotek.com

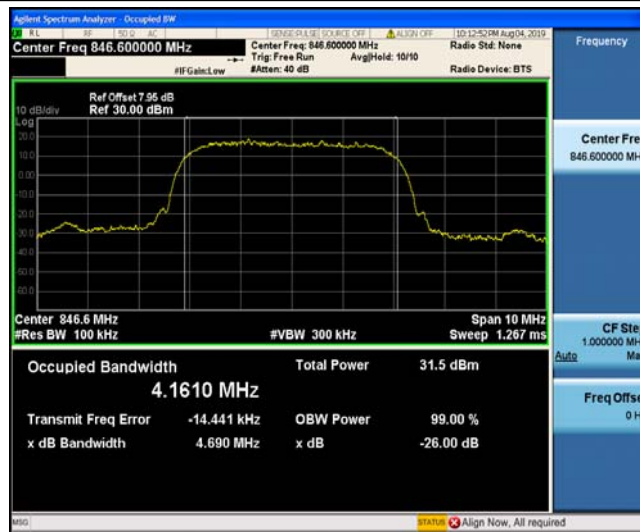
Hotline
400-003-0500
www.anbotek.com



Band V_4132



Band V_4182



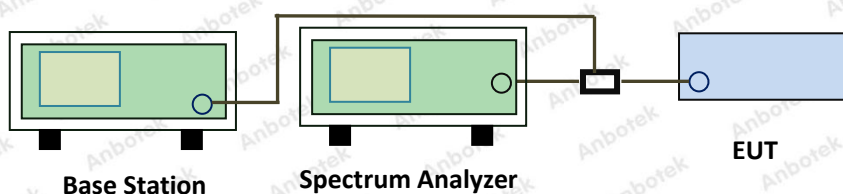
Band V_4233

7. Spurious Emissions at Antenna Terminals

7.1. Test Standard and Limit

The mean power of emissions must be attenuated below the mean power of the unmodulated carrier (P) on any frequency outside the frequency band by at least $(43 + 10 \log P)$ dB, in this case, -13dBm.

7.2. Test Setup



7.3. Test Procedure

1. The RF output of the transceiver was connected to a spectrum analyzer through appropriate attenuation.
2. The resolution bandwidth of the spectrum analyzer was set at 1MHz, sufficient scans were taken to show the out of band Emissions if any up to 10th harmonic.
3. For the out of band: Set the RBW= 1MHz, VBW = 3MHz, Start=30MHz, Stop= 10th harmonic.


7.4. Test Data

Band	Channel	Frequency Rang(Mhz)	Value(dBm)	Limit(dBm)	Verdict
GSM850	128	0.009~0.15	-49.59	-33	PASS
GSM850	128	0.15~30	-53.09	-23	PASS
GSM850	128	30~1000	-35.76	-13	PASS
GSM850	128	1000~9000	-30.67	-13	PASS
GSM850	190	0.009~0.15	-46.77	-33	PASS
GSM850	190	0.15~30	-53.48	-23	PASS
GSM850	190	30~1000	-35.27	-13	PASS
GSM850	190	1000~9000	-31.45	-13	PASS
GSM850	251	0.009~0.15	-47.39	-33	PASS
GSM850	251	0.15~30	-55.40	-23	PASS
GSM850	251	30~1000	-35.41	-13	PASS
GSM850	251	1000~9000	-31.52	-13	PASS
GPRS850	128	0.009~0.15	-49.33	-43	PASS
GPRS850	128	0.15~30	-54.68	-33	PASS
GPRS850	128	30~1000	-35.78	-13	PASS
GPRS850	128	1000~9000	-30.91	-13	PASS
GPRS850	190	0.009~0.15	-49.27	-43	PASS
GPRS850	190	0.15~30	-54.93	-33	PASS
GPRS850	190	30~1000	-36.04	-13	PASS

GPRS850	190	1000~9000	-31.57	-13	PASS
GPRS850	251	0.009~0.15	-48.95	-43	PASS
GPRS850	251	0.15~30	-52.76	-33	PASS
GPRS850	251	30~1000	-36.02	-13	PASS
GPRS850	251	1000~9000	-30.54	-13	PASS
GSM1900	512	0.009~0.15	-48.65	-43	PASS
GSM1900	512	0.15~30	-55.17	-33	PASS
GSM1900	512	30~1000	-36.22	-13	PASS
GSM1900	512	1000~7000	-31.07	-13	PASS
GSM1900	512	7000~13600	-30.01	-13	PASS
GSM1900	512	13600~20000	-27.14	-13	PASS
GSM1900	661	0.009~0.15	-47.63	-43	PASS
GSM1900	661	0.15~30	-54.34	-33	PASS
GSM1900	661	30~1000	-35.67	-13	PASS
GSM1900	661	1000~7000	-30.85	-13	PASS
GSM1900	661	7000~13600	-30.43	-13	PASS
GSM1900	661	13600~20000	-26.78	-13	PASS
GSM1900	810	0.009~0.15	-49.46	-43	PASS
GSM1900	810	0.15~30	-54.50	-33	PASS
GSM1900	810	30~1000	-35.24	-13	PASS
GSM1900	810	1000~7000	-30.65	-13	PASS
GSM1900	810	7000~13600	-30.29	-13	PASS
GSM1900	810	13600~20000	-26.81	-13	PASS
GPRS1900	512	0.009~0.15	-49.29	-43	PASS
GPRS1900	512	0.15~30	-54.11	-33	PASS
GPRS1900	512	30~1000	-35.55	-13	PASS
GPRS1900	512	1000~7000	-30.96	-13	PASS
GPRS1900	512	7000~13600	-30.48	-13	PASS
GPRS1900	512	13600~20000	-26.76	-13	PASS
GPRS1900	661	0.009~0.15	-49.22	-43	PASS
GPRS1900	661	0.15~30	-53.20	-33	PASS
GPRS1900	661	30~1000	-35.61	-13	PASS
GPRS1900	661	1000~7000	-30.85	-13	PASS
GPRS1900	661	7000~13600	-30.39	-13	PASS
GPRS1900	661	13600~20000	-26.38	-13	PASS
GPRS1900	810	0.009~0.15	-47.89	-43	PASS
GPRS1900	810	0.15~30	-54.66	-33	PASS
GPRS1900	810	30~1000	-35.71	-13	PASS
GPRS1900	810	1000~7000	-29.79	-13	PASS
GPRS1900	810	7000~13600	-30.76	-13	PASS
GPRS1900	810	13600~20000	-26.85	-13	PASS

Shenzhen Anbotek Compliance Laboratory Limited


Address: 1/F., Building D, Sogood Science and Technology Park, Sanwei Community, Hangcheng Street, Bao'an District, Shenzhen, Guangdong, China.
 Tel: (86) 755-26066440 Fax: (86) 755-26014772 Email: service@anbotek.com

 Hotline
 400-003-0500
www.anbotek.com

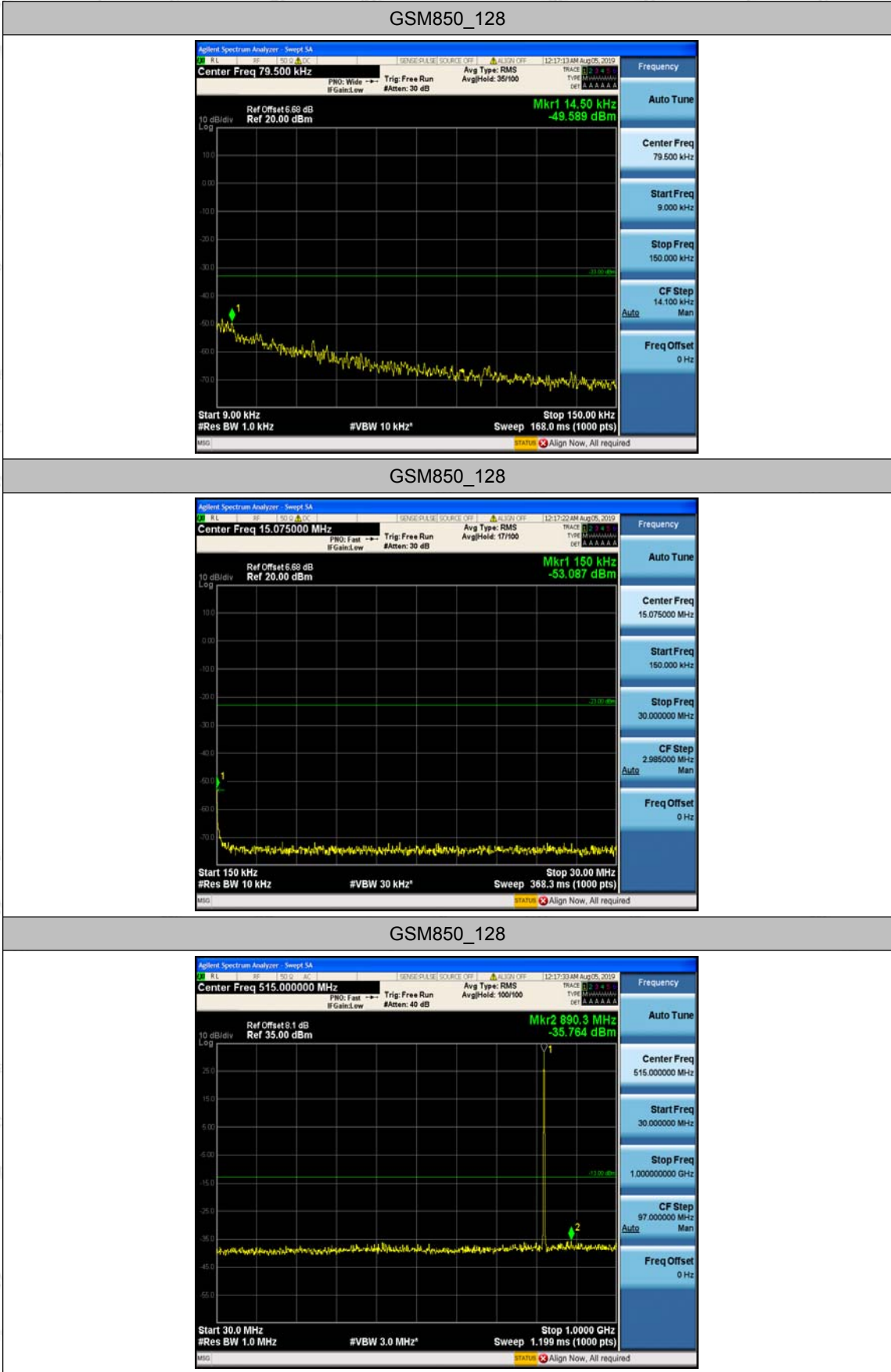
Band	Channel	Frequency Rang(Mhz)	Value(dBm)	Limit(dBm)	Verdict
Band II	9262	0.009~0.15	-59.67	-43	PASS
Band II	9262	0.15~30	-46.99	-23	PASS
Band II	9262	30~1000	-39.10	-13	PASS
Band II	9262	1000~3000	-44.81	-13	PASS
Band II	9262	3000~10000	-58.90	-13	PASS
Band II	9262	10000~20000	-52.51	-13	PASS
Band II	9400	0.009~0.15	-58.94	-43	PASS
Band II	9400	0.15~30	-47.63	-23	PASS
Band II	9400	30~1000	-39.21	-13	PASS
Band II	9400	1000~3000	-44.84	-13	PASS
Band II	9400	3000~10000	-59.12	-13	PASS
Band II	9400	10000~20000	-52.43	-13	PASS
Band II	9538	0.009~0.15	-57.87	-43	PASS
Band II	9538	0.15~30	-46.83	-23	PASS
Band II	9538	30~1000	-38.81	-13	PASS
Band II	9538	1000~3000	-44.93	-13	PASS
Band II	9538	3000~10000	-59.04	-13	PASS
Band II	9538	10000~20000	-52.42	-13	PASS
Band V	4132	0.009~0.15	-57.70	-43	PASS
Band V	4132	0.15~30	-47.85	-23	PASS
Band V	4132	30~1000	-38.52	-13	PASS
Band V	4132	1000~3000	-44.40	-13	PASS
Band V	4132	3000~10000	-58.98	-13	PASS
Band V	4132	10000~18000	-52.76	-13	PASS
Band V	4182	0.009~0.15	-57.41	-43	PASS
Band V	4182	0.15~30	-48.92	-23	PASS
Band V	4182	30~1000	-38.84	-13	PASS
Band V	4182	1000~3000	-44.52	-13	PASS
Band V	4182	3000~10000	-59.00	-13	PASS
Band V	4182	10000~18000	-52.86	-13	PASS
Band V	4233	0.009~0.15	-57.49	-43	PASS
Band V	4233	0.15~30	-49.19	-23	PASS
Band V	4233	30~1000	-38.53	-13	PASS
Band V	4233	1000~3000	-44.49	-13	PASS
Band V	4233	3000~10000	-59.01	-13	PASS
Band V	4233	10000~18000	-52.74	-13	PASS

Shenzhen Anbotek Compliance Laboratory Limited

Address: 1/F., Building D, Sogood Science and Technology Park, Sanwei Community, Hangcheng Street, Bao'an District, Shenzhen, Guangdong, China.
 Tel: (86) 755-26066440 Fax: (86) 755-26014772 Email: service@anbotek.com

 Hotline
 400-003-0500
 www.anbotek.com

Test Graphs



Shenzhen Anbotek Compliance Laboratory Limited

Address: 1/F., Building D, Sogood Science and Technology Park, Sanwei Community, Hangcheng Street, Bao'an District, Shenzhen, Guangdong, China.
Tel: (86) 755-26066440 Fax: (86) 755-26014772 Email: service@anbotek.com

Hotline 400-003-0500
www.anbotek.com

GSM850_128



GSM850_190



GSM850_190

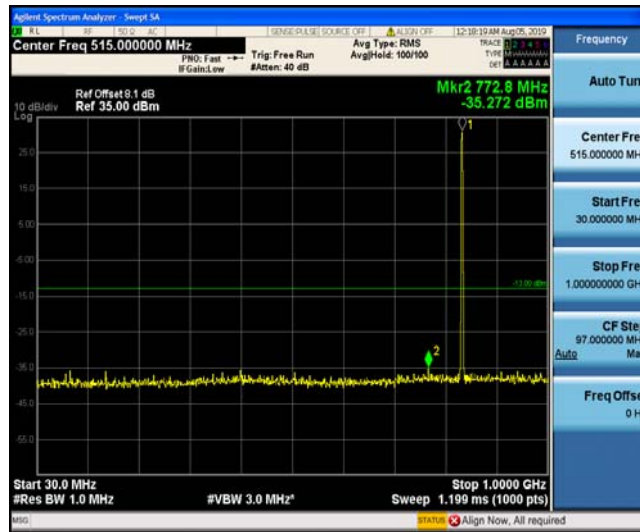


GSM850_190

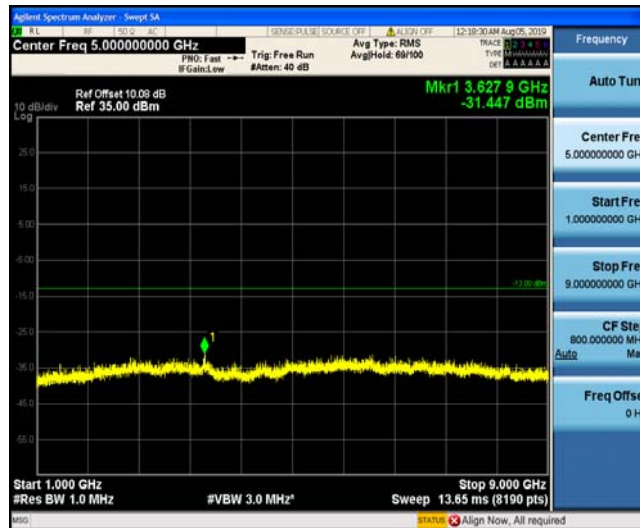
Shenzhen Anbotek Compliance Laboratory Limited

Address: 1/F., Building D, Sogood Science and Technology Park, Sanwei Community, Hangcheng Street, Bao'an District, Shenzhen, Guangdong, China.
Tel: (86) 755-26066440 Fax: (86) 755-26014772 Email: service@anbotek.com

Hotline
400-003-0500
www.anbotek.com



GSM850_190



GSM850_251



GSM850_251

Shenzhen Anbotek Compliance Laboratory Limited

Address: 1/F., Building D, Sogood Science and Technology Park, Sanwei Community, Hangcheng Street, Bao'an District, Shenzhen, Guangdong, China.
Tel: (86) 755-26066440 Fax: (86) 755-26014772 Email: service@anbotek.com

Hotline
400-003-0500
www.anbotek.com



GSM850_251



GSM850_251



GPRS850_128

Shenzhen Anbotek Compliance Laboratory Limited

Address: 1/F., Building D, Sogood Science and Technology Park, Sanwei Community, Hangcheng Street, Bao'an District, Shenzhen, Guangdong, China.
Tel: (86) 755-26066440 Fax: (86) 755-26014772 Email: service@anbotek.com

Hotline
400-003-0500
www.anbotek.com



GPRS850_128



GPRS850_128



GPRS850_128

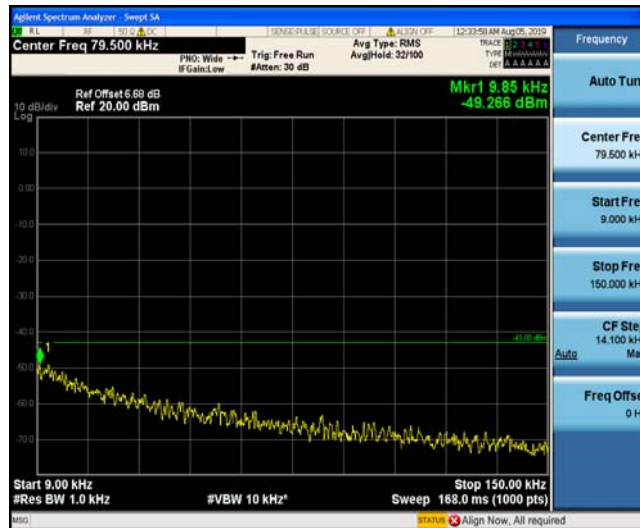
Shenzhen Anbotek Compliance Laboratory Limited

Address: 1/F., Building D, Sogood Science and Technology Park, Sanwei Community, Hangcheng Street, Bao'an District, Shenzhen, Guangdong, China.
Tel: (86) 755-26066440 Fax: (86) 755-26014772 Email: service@anbotek.com

Hotline
400-003-0500
www.anbotek.com



GPRS850_190



GPRS850_190



GPRS850_190

Shenzhen Anbotek Compliance Laboratory Limited

Address: 1/F., Building D, Sogood Science and Technology Park, Sanwei Community, Hangcheng Street, Bao'an District, Shenzhen, Guangdong, China.
Tel: (86) 755-26066440 Fax: (86) 755-26014772 Email: service@anbotek.com

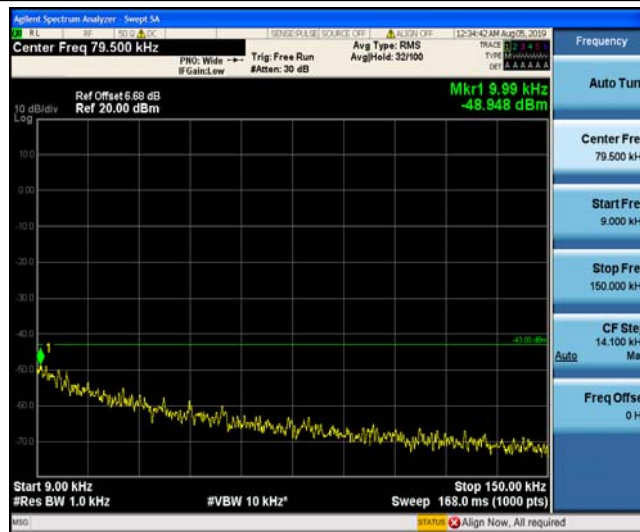
Hotline
400-003-0500
www.anbotek.com



GPRS850_190



GPRS850_251



GPRS850_251

Shenzhen Anbotek Compliance Laboratory Limited

Address: 1/F., Building D, Sogood Science and Technology Park, Sanwei Community, Hangcheng Street, Bao'an District, Shenzhen, Guangdong, China.
Tel: (86) 755-26066440 Fax: (86) 755-26014772 Email: service@anbotek.com

Hotline
400-003-0500
www.anbotek.com



GPRS850_251



GPRS850_251



GSM1900_512

Shenzhen Anbotek Compliance Laboratory Limited

Address: 1/F., Building D, Sogood Science and Technology Park, Sanwei Community, Hangcheng Street, Bao'an District, Shenzhen, Guangdong, China.
Tel: (86) 755-26066440 Fax: (86) 755-26014772 Email: service@anbotek.com

Hotline
400-003-0500
www.anbotek.com



GSM1900_512



GSM1900_512



GSM1900_512

Shenzhen Anbotek Compliance Laboratory Limited

Address: 1/F., Building D, Sogood Science and Technology Park, Sanwei Community, Hangcheng Street, Bao'an District, Shenzhen, Guangdong, China.
Tel: (86) 755-26066440 Fax: (86) 755-26014772 Email: service@anbotek.com

Hotline 400-003-0500
www.anbotek.com



GSM1900_512



GSM1900_512



GSM1900_661

Shenzhen Anbotek Compliance Laboratory Limited

Address: 1/F., Building D, Sogood Science and Technology Park, Sanwei Community, Hangcheng Street, Bao'an District, Shenzhen, Guangdong, China.
Tel: (86) 755-26066440 Fax: (86) 755-26014772 Email: service@anbotek.com

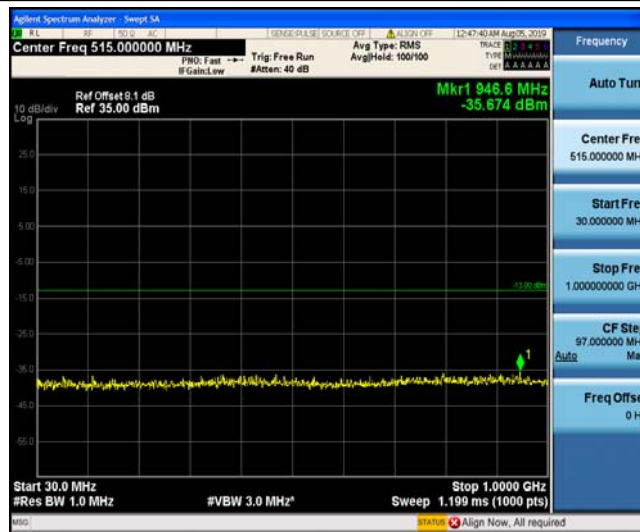
Hotline
400-003-0500
www.anbotek.com



GSM1900_661



GSM1900_661



GSM1900_661

Shenzhen Anbotek Compliance Laboratory Limited

Address: 1/F., Building D, Sogood Science and Technology Park, Sanwei Community, Hangcheng Street, Bao'an District, Shenzhen, Guangdong, China.
Tel: (86) 755-26066440 Fax: (86) 755-26014772 Email: service@anbotek.com

Hotline
400-003-0500
www.anbotek.com



GSM1900_661



GSM1900_661



GSM1900_810

Shenzhen Anbotek Compliance Laboratory Limited

Address: 1/F., Building D, Sogood Science and Technology Park, Sanwei Community, Hangcheng Street, Bao'an District, Shenzhen, Guangdong, China.
Tel: (86) 755-26066440 Fax: (86) 755-26014772 Email: service@anbotek.com

Hotline
400-003-0500
www.anbotek.com



GSM1900_810



GSM1900_810



GSM1900_810

Shenzhen Anbotek Compliance Laboratory Limited

Address: 1/F., Building D, Sogood Science and Technology Park, Sanwei Community, Hangcheng Street, Bao'an District, Shenzhen, Guangdong, China.
Tel: (86) 755-26066440 Fax: (86) 755-26014772 Email: service@anbotek.com

Hotline
400-003-0500
www.anbotek.com



GSM1900_810



GSM1900_810



GPRS1900_512

Shenzhen Anbotek Compliance Laboratory Limited

Address: 1/F., Building D, Sogood Science and Technology Park, Sanwei Community, Hangcheng Street, Bao'an District, Shenzhen, Guangdong, China.
Tel: (86) 755-26066440 Fax: (86) 755-26014772 Email: service@anbotek.com

Hotline
400-003-0500
www.anbotek.com



GPRS1900_512



GPRS1900_512



GPRS1900_512

Shenzhen Anbotek Compliance Laboratory Limited

Address: 1/F., Building D, Sogood Science and Technology Park, Sanwei Community, Hangcheng Street, Bao'an District, Shenzhen, Guangdong, China.
Tel: (86) 755-26066440 Fax: (86) 755-26014772 Email: service@anbotek.com

Hotline
400-003-0500
www.anbotek.com



GPRS1900_512



GPRS1900_512



GPRS1900_661

Shenzhen Anbotek Compliance Laboratory Limited

Address: 1/F., Building D, Sogood Science and Technology Park, Sanwei Community, Hangcheng Street, Bao'an District, Shenzhen, Guangdong, China.
Tel: (86) 755-26066440 Fax: (86) 755-26014772 Email: service@anbotek.com

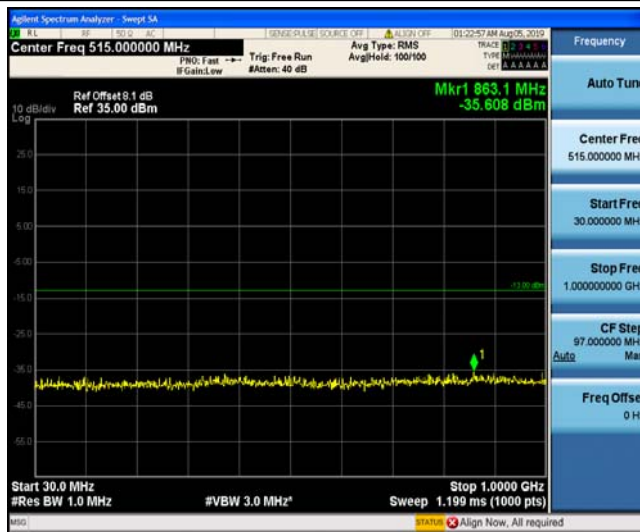
Hotline
400-003-0500
www.anbotek.com



GPRS1900_661



GPRS1900_661



GPRS1900_661

Shenzhen Anbotek Compliance Laboratory Limited

Address: 1/F., Building D, Sogood Science and Technology Park, Sanwei Community, Hangcheng Street, Bao'an District, Shenzhen, Guangdong, China.
Tel: (86) 755-26066440 Fax: (86) 755-26014772 Email: service@anbotek.com

Hotline
400-003-0500
www.anbotek.com



GPRS1900_661



GPRS1900_661



GPRS1900_810

Shenzhen Anbotek Compliance Laboratory Limited

Address: 1/F., Building D, Sogood Science and Technology Park, Sanwei Community, Hangcheng Street, Bao'an District, Shenzhen, Guangdong, China.
Tel: (86) 755-26066440 Fax: (86) 755-26014772 Email: service@anbotek.com

Hotline
400-003-0500
www.anbotek.com



GPRS1900_810



GPRS1900_810



GPRS1900_810

Shenzhen Anbotek Compliance Laboratory Limited

Address: 1/F., Building D, Sogood Science and Technology Park, Sanwei Community, Hangcheng Street, Bao'an District, Shenzhen, Guangdong, China.
Tel: (86) 755-26066440 Fax: (86) 755-26014772 Email: service@anbotek.com

Hotline
400-003-0500
www.anbotek.com



GPRS1900_810



GPRS1900_810



Shenzhen Anbotek Compliance Laboratory Limited

Address: 1/F., Building D, Sogood Science and Technology Park, Sanwei Community, Hangcheng Street, Bao'an District, Shenzhen, Guangdong, China.
Tel: (86) 755-26066440 Fax: (86) 755-26014772 Email: service@anbotek.com

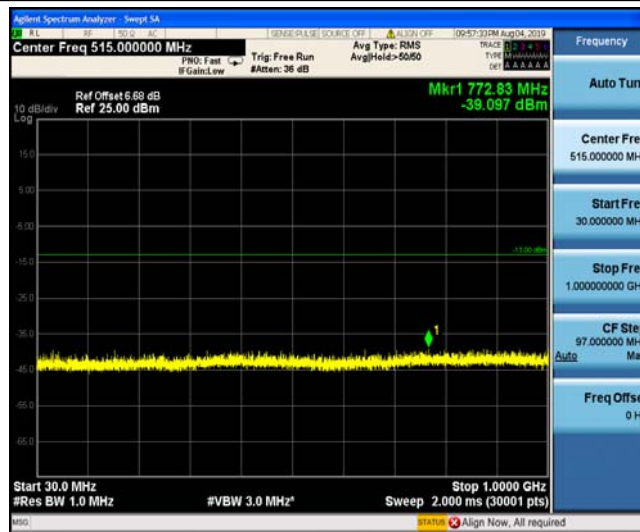
Hotline
400-003-0500
www.anbotek.com



Band II_9262



Band II_9262



Band II_9262

Shenzhen Anbotek Compliance Laboratory Limited

Address: 1/F., Building D, Sogood Science and Technology Park, Sanwei Community, Hangcheng Street, Bao'an District, Shenzhen, Guangdong, China.
Tel: (86) 755-26066440 Fax: (86) 755-26014772 Email: service@anbotek.com

Hotline
400-003-0500
www.anbotek.com



Band II_9262



Band II_9262

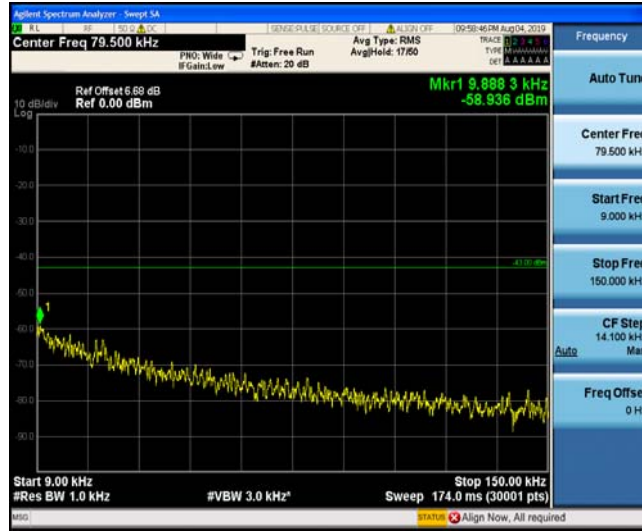


Band II_9262

Shenzhen Anbotek Compliance Laboratory Limited

Address: 1/F., Building D, Sogood Science and Technology Park, Sanwei Community, Hangcheng Street, Bao'an District, Shenzhen, Guangdong, China.
Tel: (86) 755-26066440 Fax: (86) 755-26014772 Email: service@anbotek.com

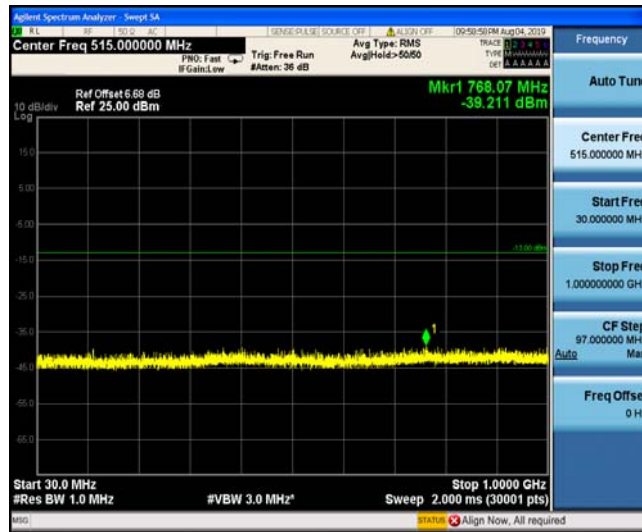
Hotline
400-003-0500
www.anbotek.com



Band II_9400



Band II_9400



Band II_9400

Shenzhen Anbotek Compliance Laboratory Limited

Address: 1/F., Building D, Sogood Science and Technology Park, Sanwei Community, Hangcheng Street, Bao'an District, Shenzhen, Guangdong, China.
Tel: (86) 755-26066440 Fax: (86) 755-26014772 Email: service@anbotek.com

Hotline
400-003-0500
www.anbotek.com



Band II_9400



Band II_9400



Band II_9400

Shenzhen Anbotek Compliance Laboratory Limited

Address: 1/F., Building D, Sogood Science and Technology Park, Sanwei Community, Hangcheng Street, Bao'an District, Shenzhen, Guangdong, China.
Tel: (86) 755-26066440 Fax: (86) 755-26014772 Email: service@anbotek.com

Hotline
400-003-0500
www.anbotek.com



Band II_9538



Band II_9538



Band II_9538

Shenzhen Anbotek Compliance Laboratory Limited

Address: 1/F., Building D, Sogood Science and Technology Park, Sanwei Community, Hangcheng Street, Bao'an District, Shenzhen, Guangdong, China.
Tel: (86) 755-26066440 Fax: (86) 755-26014772 Email: service@anbotek.com

Hotline
400-003-0500
www.anbotek.com



Band II_9538



Band II_9538



Band II_9538

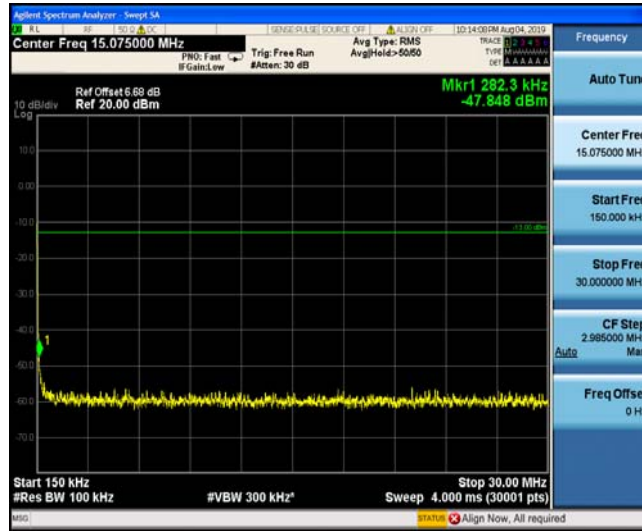
Shenzhen Anbotek Compliance Laboratory Limited

Address: 1/F., Building D, Sogood Science and Technology Park, Sanwei Community, Hangcheng Street, Bao'an District, Shenzhen, Guangdong, China.
Tel: (86) 755-26066440 Fax: (86) 755-26014772 Email: service@anbotek.com

Hotline
400-003-0500
www.anbotek.com



Band V_4132



Band V_4132



Band V_4132

Shenzhen Anbotek Compliance Laboratory Limited

Address: 1/F., Building D, Sogood Science and Technology Park, Sanwei Community, Hangcheng Street, Bao'an District, Shenzhen, Guangdong, China.
Tel: (86) 755-26066440 Fax: (86) 755-26014772 Email: service@anbotek.com

Hotline
400-003-0500
www.anbotek.com



Band V_4132



Band V_4132

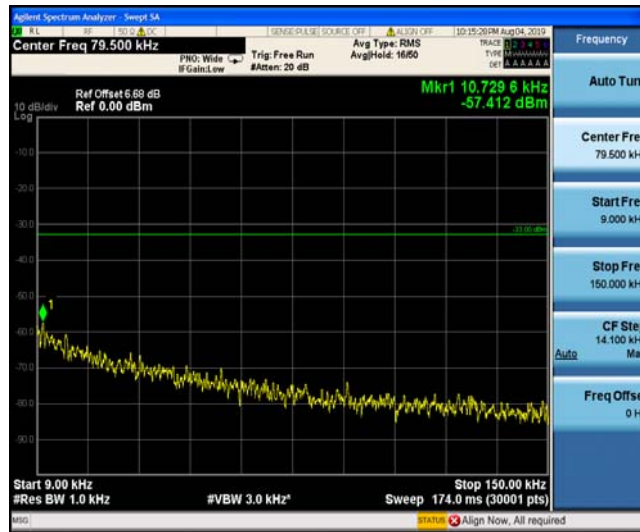


Band V_4132

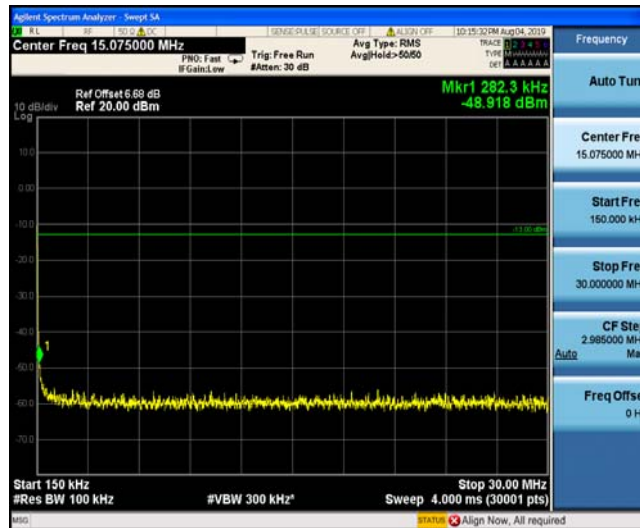
Shenzhen Anbotek Compliance Laboratory Limited

Address: 1/F., Building D, Sogood Science and Technology Park, Sanwei Community, Hangcheng Street, Bao'an District, Shenzhen, Guangdong, China.
Tel: (86) 755-26066440 Fax: (86) 755-26014772 Email: service@anbotek.com

Hotline
400-003-0500
www.anbotek.com



Band V_4182



Band V_4182



Band V_4182

Shenzhen Anbotek Compliance Laboratory Limited

Address: 1/F., Building D, Sogood Science and Technology Park, Sanwei Community, Hangcheng Street, Bao'an District, Shenzhen, Guangdong, China.
Tel: (86) 755-26066440 Fax: (86) 755-26014772 Email: service@anbotek.com

Hotline
400-003-0500
www.anbotek.com



Band V_4182



Band V_4182



Band V_4182

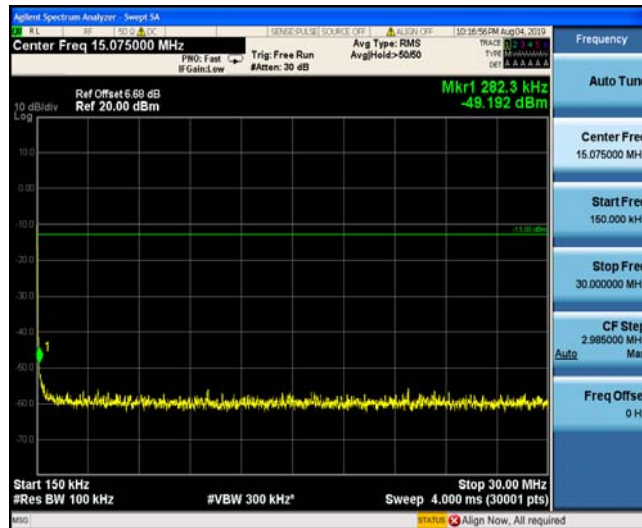
Shenzhen Anbotek Compliance Laboratory Limited

Address: 1/F., Building D, Sogood Science and Technology Park, Sanwei Community, Hangcheng Street, Bao'an District, Shenzhen, Guangdong, China.
Tel: (86) 755-26066440 Fax: (86) 755-26014772 Email: service@anbotek.com

Hotline
400-003-0500
www.anbotek.com



Band V_4233



Band V_4233



Band V_4233

Shenzhen Anbotek Compliance Laboratory Limited

Address: 1/F., Building D, Sogood Science and Technology Park, Sanwei Community, Hangcheng Street, Bao'an District, Shenzhen, Guangdong, China.
Tel: (86) 755-26066440 Fax: (86) 755-26014772 Email: service@anbotek.com

Hotline
400-003-0500
www.anbotek.com



Band V_4233



Band V_4233



Band V_4233

Shenzhen Anbotek Compliance Laboratory Limited

Address: 1/F., Building D, Sogood Science and Technology Park, Sanwei Community, Hangcheng Street, Bao'an District, Shenzhen, Guangdong, China.
Tel: (86) 755-26066440 Fax: (86) 755-26014772 Email: service@anbotek.com

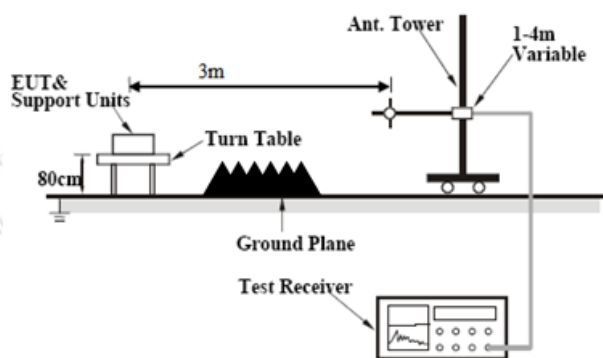
Hotline
400-003-0500
www.anbotek.com

8. Spurious Radiated Emissions

8.1. Test Standard and Limit

The power of any emission outside of the authorized operating frequency ranges must be attenuated below the transmitter power (P) by a factor of at least $43 + 10 \log (P)$ dB. The spectrum is scanned from 30 MHz up to a frequency including its 10th harmonic.

8.2. Test Setup



8.3. Test Procedure

1. The transmitter was placed on a wooden turntable, and it was transmitting into a non-radiating load which was also placed on the turntable.
2. The measurement antenna was placed at a distance of 3 meters from the EUT. During the tests, the antenna height and polarization as well as EUT azimuth were varied in order to identify the maximum level of emissions from the EUT. The test was performed by placing the EUT on 3-orthogonal axis.
3. Remove the EUT and replace it with substitution antenna. A signal generator was connected to the substitution antenna by a non-radiating cable. The absolute levels of the spurious emissions were measured by the substitution.

Sample Calculation:

EUT Field Strength = Raw Amplitude (dB μ V/m) – Amplifier Gain (dB) + Antenna Factor (dB) + Cable Loss (dB) + Filter Attenuation (dB, if used)

8.4. Test Data

Please to see the following pages

GSM 850,Middle Channel

Frequency (MHz)	Substituted level (dBm)	Polarity (H/V)	Antenna Gain Correction (dB)	Cable Loss (dB)	Corrected Reading (dBm)	Limit (dBm)	Margin (dB)
280.7	-50.04	V	5.4	0.24	-44.88	-13	-31.88
280.7	-50.09	H	5.4	0.24	-44.93	-13	-31.93
1673.2	-48.62	V	7.95	0.78	-41.45	-13	-28.45
1673.2	-48.30	H	7.95	0.78	-41.13	-13	-28.13
2509.8	-43.56	V	9.89	2.39	-36.06	-13	-23.06
2509.8	-43.98	H	9.89	2.39	-36.48	-13	-23.48

PCS 1900 , Middle Channel

Frequency (MHz)	Substituted level (dBm)	Polarity (H/V)	Antenna Gain Correction (dB)	Cable Loss (dB)	Corrected Reading (dBm)	Limit (dBm)	Margin (dB)
280.7	-50.08	V	5.4	0.24	-44.92	-13	-31.92
280.7	-49.68	H	5.4	0.24	-44.52	-13	-31.52
3760	-47.35	V	10.25	2.73	-39.83	-13	-26.83
3760	-47.49	H	10.25	2.73	-39.97	-13	-26.97

WCDMA Band V,Middle Channel

Frequency (MHz)	Substituted level (dBm)	Polarity (H/V)	Antenna Gain Correction (dB)	Cable Loss (dB)	Corrected Reading (dBm)	Limit (dBm)	Margin (dB)
280.7	-49.37	V	5.4	0.24	-44.21	-13	-31.21
280.7	-49.60	H	5.4	0.24	-44.44	-13	-31.44
1673.2	-47.90	V	7.95	0.78	-40.73	-13	-27.73
1673.2	-48.20	H	7.95	0.78	-41.03	-13	-28.03
2509.8	-44.76	V	9.89	2.39	-37.26	-13	-24.26
2509.8	-43.83	H	9.89	2.39	-36.33	-13	-23.33

WCDMA Band II , Middle Channel

Frequency (MHz)	Substituted level (dBm)	Polarity (H/V)	Antenna Gain Correction (dB)	Cable Loss (dB)	Corrected Reading (dBm)	Limit (dBm)	Margin (dB)
280.7	-50.96	V	5.4	0.24	-45.80	-13	-32.80
280.7	-49.35	H	5.4	0.24	-44.19	-13	-31.19
3760	-46.32	V	10.25	2.73	-38.80	-13	-25.80
3760	-47.88	H	10.25	2.73	-40.36	-13	-27.36

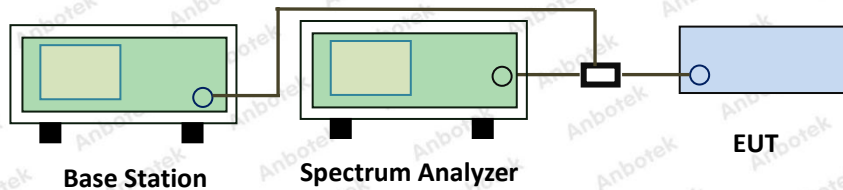
Note: The measurement have been performed for all mode, only report the worst case.

9. Band Edge Compliance

9.1. Test Standard and Limit

The power of any emission outside of the authorized operating frequency ranges must be lower than the transmitter power (P) by a factor of at least $43 + 10 \log (P)$ dB.

9.2. Test Setup



9.3. Test Procedure

1. The RF output of the transceiver was connected to a spectrum analyzer through appropriate attenuation.
2. For the bandedge: 2G: Set the RBW=5.1KHz, VBW = 51KHz, Sweep time= Auto
3. For the bandedge: 3G: Set the RBW=51KHz, VBW = 200KHz, Sweep time= Auto

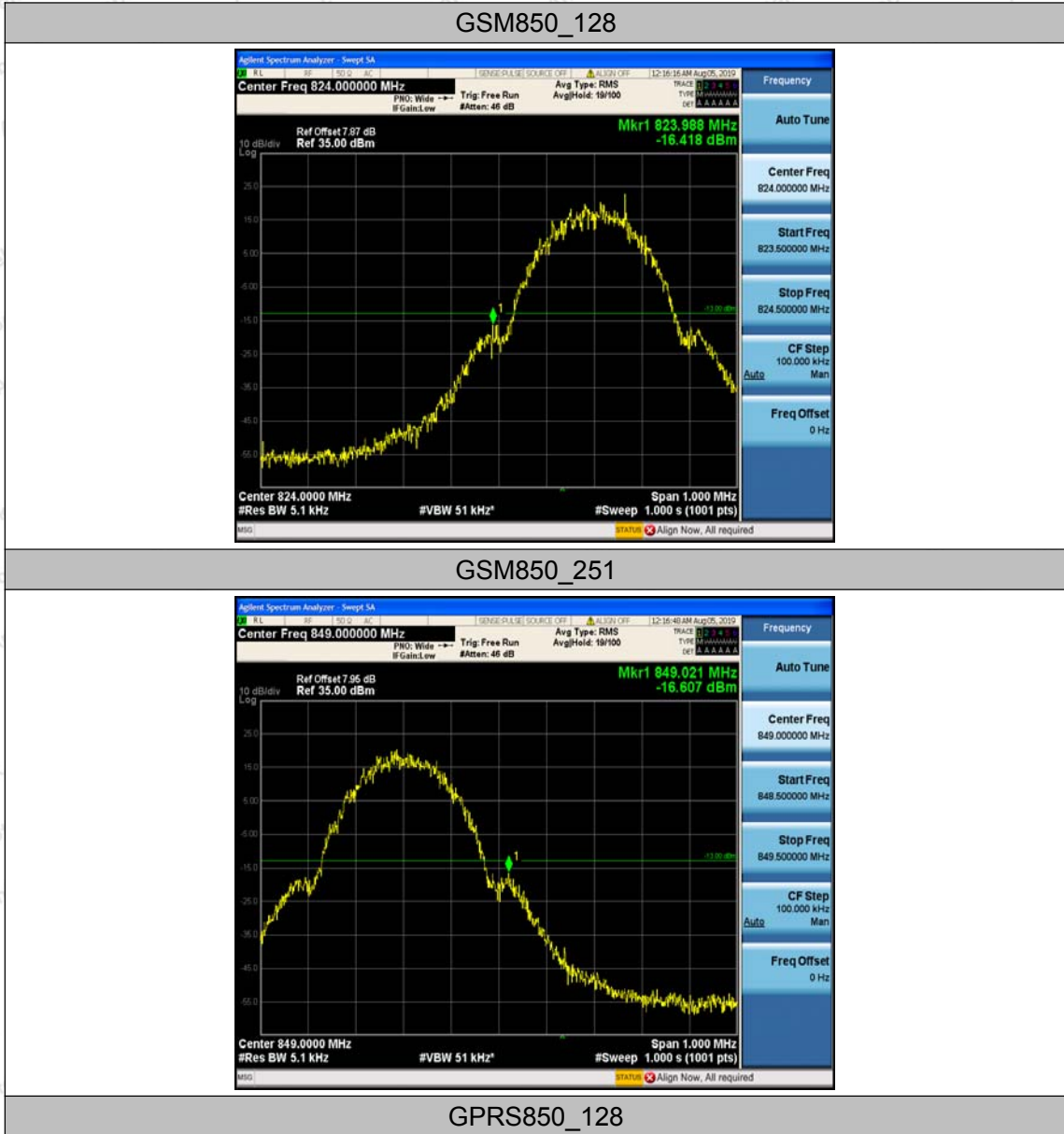
9.4. Test Data

Band	Channel	Value(dBm)	Limit(dBm)	Verdict
GSM850	128	-16.42	-13	PASS
GSM850	251	-16.61	-13	PASS
GPRS850	128	-17.14	-13	PASS
GPRS850	251	-16.49	-13	PASS
GSM1900	512	-21.85	-13	PASS
GSM1900	810	-20.56	-13	PASS
GPRS1900	512	-21.43	-13	PASS
GPRS1900	810	-21.43	-13	PASS

Band Edge only reflects the worst mode WCDMA data emissions.

Band	Channel	Value(dBm)	Limit(dBm)	Verdict
Band II	9262	-19.46	-13	PASS
Band II	9538	-19.36	-13	PASS
Band V	4132	-20.71	-13	PASS
Band V	4233	-21.13	-13	PASS

Test Plots





GPRS850_251



GSM1900_512



GSM1900_810

Shenzhen Anbotek Compliance Laboratory Limited

Address: 1/F., Building D, Sogood Science and Technology Park, Sanwei Community, Hangcheng Street, Bao'an District, Shenzhen, Guangdong, China.
Tel: (86) 755-26066440 Fax: (86) 755-26014772 Email: service@anbotek.com

Hotline
400-003-0500
www.anbotek.com



GPRS1900_512



GPRS1900_810



Shenzhen Anbotek Compliance Laboratory Limited

Address: 1/F., Building D, Sogood Science and Technology Park, Sanwei Community, Hangcheng Street, Bao'an District, Shenzhen, Guangdong, China.
Tel: (86) 755-26066440 Fax: (86) 755-26014772 Email: service@anbotek.com

Hotline
400-003-0500
www.anbotek.com



Band II_9262



Band II_9538



Band V_4132

Shenzhen Anbotek Compliance Laboratory Limited

Address: 1/F., Building D, Sogood Science and Technology Park, Sanwei Community, Hangcheng Street, Bao'an District, Shenzhen, Guangdong, China.
Tel: (86) 755-26066440 Fax: (86) 755-26014772 Email: service@anbotek.com

Hotline 400-003-0500
www.anbotek.com



Shenzhen Anbotek Compliance Laboratory Limited

Address: 1/F., Building D, Sogood Science and Technology Park, Sanwei Community, Hangcheng Street, Bao'an District, Shenzhen, Guangdong, China.
Tel: (86) 755-26066440 Fax: (86) 755-26014772 Email: service@anbotek.com

Hotline
400-003-0500
www.anbotek.com

10. Frequency Stability

10.1. Test Standard and Limit

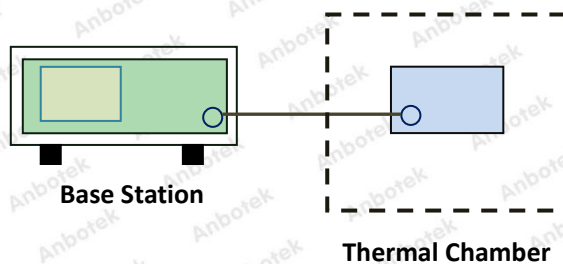
According to §22.355, the carrier frequency of each transmitter in the Public Mobile Services must be maintained within the tolerances given in Table below:

Frequency Tolerance for Transmitters in the Public Mobile Services

Frequency Range (MHz)	Base, fixed (ppm)	Mobile ≤ 3 watts (ppm)	Mobile ≤ 3 watts (ppm)
25 to 50	20.0	20.0	50.0
50 to 450	5.0	5.0	50.0
450 to 512	2.5	5.0	5.0
821 to 896	1.5	2.5	2.5
928 to 929.	5.0	N/A	N/A
929 to 960.	1.5	N/A	N/A
2110 to 2220	10.0	N/A	N/A

According to §24.235, the frequency stability shall be sufficient to ensure that the fundamental emissions stay within the authorized frequency block.

10.2. Test Setup



10.3. Test Procedure

A communication link was established between EUT and base station. The frequency error was monitored and measured by base station under variation of ambient temperature and variation of primary supply voltage.

Limit: The frequency stability of the transmitter shall be maintained within $\pm 0.00025\%$ ($\pm 2.5\text{ppm}$) of the center frequency.

10.4. Test Data

Shenzhen Anbotek Compliance Laboratory Limited

Address: 1/F., Building D, Sogood Science and Technology Park, Sanwei Community, Hangcheng Street, Bao'an District, Shenzhen, Guangdong, China.

Tel: (86) 755-26066440 Fax: (86) 755-26014772 Email: service@anbotek.com


Hotline
400-003-0500
www.anbotek.com

GSM 850 Test Frequency: 836.6MHz				
Temperature(°C)	Power Supply (V ^{DC})	Frequency Error (Hz)	Frequency Error (ppm)	Limit (ppm)
-30	3.7	15	0.0179	2.5
-20		6	0.0072	2.5
-10		17	0.0203	2.5
0		8	0.0096	2.5
10		9	0.0108	2.5
20		4	0.0048	2.5
30		11	0.0131	2.5
40		4	0.0048	2.5
50		15	0.0179	2.5
20	3.3	6	0.0072	2.5
20	4.2	7	0.0084	2.5

GPRS 850 Test Frequency: 836.6MHz				
Temperature(°C)	Power Supply (V ^{DC})	Frequency Error (Hz)	Frequency Error (ppm)	Limit (ppm)
-30	3.7	12	0.0143	2.5
-20		11	0.0131	2.5
-10		13	0.0155	2.5
0		16	0.0191	2.5
10		13	0.0155	2.5
20		13	0.0155	2.5
30		14	0.0167	2.5
40		13	0.0155	2.5
50		13	0.0155	2.5
20	3.3	10	0.0120	2.5
20	4.2	11	0.0131	2.5

Shenzhen Anbotek Compliance Laboratory Limited

Address: 1/F., Building D, Sogood Science and Technology Park, Sanwei Community, Hangcheng Street, Bao'an District, Shenzhen, Guangdong, China.
 Tel: (86) 755-26066440 Fax: (86) 755-26014772 Email: service@anbotek.com


 Hotline
 400-003-0500
www.anbotek.com

PCS 1900 Test Frequency: 1880MHz				
Temperature(°C)	Power Supply (V ^{DC})	Frequency Error (Hz)	Frequency Error (ppm)	Limit (ppm)
-30	3.7	-5	-0.0027	2.5
-20		-8	-0.0043	2.5
-10		-12	-0.0064	2.5
0		-2	-0.0011	2.5
10		-12	-0.0064	2.5
20		-9	-0.0048	2.5
30		-2	-0.0011	2.5
40		-1	-0.0005	2.5
50		-4	-0.0021	2.5
20	3.3	-2	-0.0011	2.5
20	4.2	-3	-0.0016	2.5

GPRS 1900 Test Frequency: 1880MHz				
Temperature(°C)	Power Supply (V ^{DC})	Frequency Error (Hz)	Frequency Error (ppm)	Limit (ppm)
-30	3.7	-1	-0.0005	2.5
-20		-6	-0.0032	2.5
-10		0	0.0000	2.5
0		-3	-0.0016	2.5
10		-1	-0.0005	2.5
20		-1	-0.0005	2.5
30		2	0.0011	2.5
40		0	0.0000	2.5
50		1	0.0005	2.5
20	3.3	0	0.0000	2.5
20	4.2	-2	-0.0011	2.5

Shenzhen Anbotek Compliance Laboratory Limited

Address: 1/F., Building D, Sogood Science and Technology Park, Sanwei Community, Hangcheng Street, Bao'an District, Shenzhen, Guangdong, China.
 Tel: (86) 755-26066440 Fax: (86) 755-26014772 Email: service@anbotek.com

 Hotline
 400-003-0500
www.anbotek.com

WCDMA Band V Test Frequency: 836.4MHz				
Temperature(°C)	Power Supply (V ^{DC})	Frequency Error (Hz)	Frequency Error (ppm)	Limit (ppm)
-30	3.7	4	0.0048	2.5
-20		0	0.0000	2.5
-10		0	0.0000	2.5
0		5	0.0060	2.5
10		2	0.0024	2.5
20		2	0.0024	2.5
30		0	0.0000	2.5
40		-1	-0.0012	2.5
50		2	0.0024	2.5
20	3.3	0	0.0000	2.5
20	4.2	-4	-0.0048	2.5

WCDMA Band II Test Frequency: 1880MHz				
Temperature(°C)	Power Supply (V ^{DC})	Frequency Error (Hz)	Frequency Error (ppm)	Limit (ppm)
-30	3.7	-1	-0.0005	2.5
-20		5	0.0027	2.5
-10		2	0.0011	2.5
0		-2	-0.0011	2.5
10		-3	-0.0016	2.5
20		-2	-0.0011	2.5
30		4	0.0021	2.5
40		2	0.0011	2.5
50		5	0.0027	2.5
20	3.3	-6	-0.0032	2.5
20	4.2	-2	-0.0011	2.5


Shenzhen Anbotek Compliance Laboratory Limited

Address: 1/F., Building D, Sogood Science and Technology Park, Sanwei Community, Hangcheng Street, Bao'an District, Shenzhen, Guangdong, China.
 Tel: (86) 755-26066440 Fax: (86) 755-26014772 Email: service@anbotek.com

 Hotline
 400-003-0500
 www.anbotek.com

APPENDIX I -- TEST SETUP PHOTOGRAPH

Photo of Radiation Emission Test



APPENDIX II -- PHOTOGRAPH

Reference to the test report SZAWW190711012-01

----- End of Report -----

Shenzhen Anbotek Compliance Laboratory Limited

Address: 1/F., Building D, Sogood Science and Technology Park, Sanwei Community, Hangcheng Street, Bao'an District, Shenzhen, Guangdong, China.
Tel: (86) 755-26066440 Fax: (86) 755-26014772 Email: service@anbotek.com

 Hotline
400-003-0500
www.anbotek.com