

Specification

Product Size	Length : 148mm （without cap） / 157mm （with cap） Diameter : 10.5mm
Product Weight	15g （without cap） , 21g （with cap）
Working Time	Continuous writing for 8 hours
Standby Time	110 days
Storage	32M
Battery	3.7V/185mAh polymer lithium battery
Charging Time	About 1.5 hours
Power Input	DC 5V/500mA
Power on/off	Hall switch for power on/off
Wireless Connection	Bluetooth 5.0/low power consumption
Transmission Mode	BLE real time transmission/off line storage
System supported	Android 4.3 or above, iOS 9.0 or above, Windows 7 or above
Interface	Micro USB
Writing Angle	~40°~ 45° （vertical angle is 0）
Identification rate	200FPS
Pressure Sensor	1024 steps, power on by pressing cartridge
Environment	Temperature： 0~45℃, Humidity： ≤95%RH
Cartridge Size	D1 cartridge 67.2mm （L） 2.3mm （D）

After Sale Service

Consumer can enjoy the Three Packages of Service by purchasing the products through the legal channels. Any case of the following condition, it does not belong to the scope of service.

1. Beyond expiration date.
2. Any abnormal function occurs by use,maintenance or storage not in accordance with the instruction;
3. Any abnormal function occurs by disassembly privately;
4. Any damage occurs by force majeure.

Product Warranty Card

To the end user:  
The warranty card is an important certificate for the end user to enjoy maintenance service, please keep it properly.

Filled in by manufacturer


Product name : \_\_\_\_\_  
Manufacture number : \_\_\_\_\_  
Date : \_\_\_\_\_



Filled in by user

User(name) : \_\_\_\_\_  
Address : \_\_\_\_\_  
Date : \_\_\_\_\_  
Tel. : \_\_\_\_\_  
Invoice number : \_\_\_\_\_

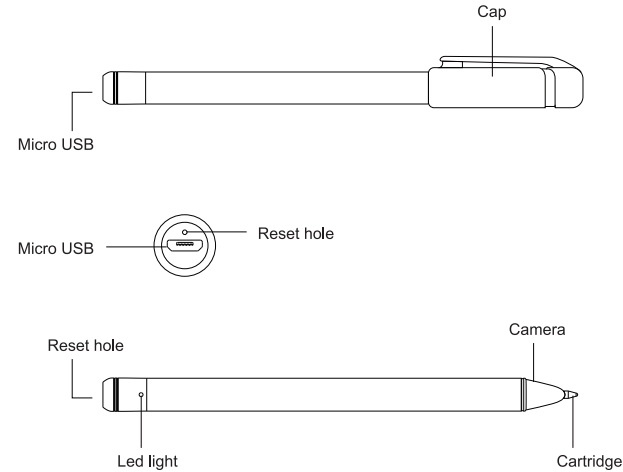
SmartPen



Model： P100A

Quick Start Guide

How To Work



Power on : The light turns white when pull off the cap or press the cartridge.

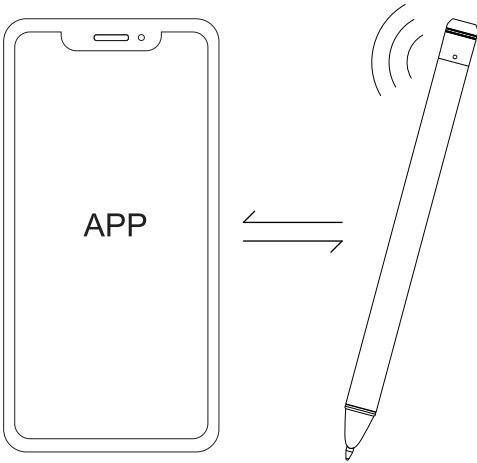
Power off : Put on the cap and the light turns off; if the pen stops writing for over 20 minutes, it will turn off automatically.

Blue Pairing Mode

For the first time to use pen, need to pair the pen and terminal device by bluetooth :

- Turn on the pen, and open the buletooth of terminal device;
- APP enters pairting mode, choose the MAC number to connect the pen; once the light.

Turns white and flashes, it means the pairing secessfully. Next time the pen will automatically connect the device without pairing when APP opens.



Synchronize The Writing Contents

When connecting APP, the writing contents will be uploaded in real time without any data in the memory; when unconnecting APP, the contents will be kept in the memory, once APP connected, they will be synchronized to the device, and the memory will clear up.

Pre-alarm For Insufficient Memory

- Offline date over 90% memory, the yellow light flashes;
- Offline data over 95%, memory, the buzzer will pre-alarm with continuous short beeps,along with yellow light flashes;
- Offline data reaches 100% memory, the buzzer will pre-alarm with continuous long beeps, along with yellow ligh flashes. At the time, please clear up the memory, otherwise the contents can't be kept in the memory under writing mode, and the data will be missed.

Usage Caution

- Please charge in time under low power (the pen will turn off once the charging device removed).
- Please adjust the angle of holding pen to avoid blocking the camera when using a ruler during writing.
- If the function of the pen fails or crashes due to unknown reasons, insert the card pin to the reset hoel for over 3 seconds to reset, and then start up automatically after resetting.

LED Light Guide

Color	Status
white in long bright	power on
white in flash	bluetooth connected
red in flash	low power
red in long bright	charging
green in long bright	charging finish
purple in flash	syncing with offline data
yellow in flash	insufficient memory
blue, green and red in alternate flash	software upgrading

Safty Caution

- If repair needed, please contact after sale servie, any private disassembly not allowed.
- Please keep the pen off the extreme environment such as fire, heat, high PH objects and so on.
- Don't wash and soak the pen by water.
- Put on the cap after use, and keep it in the safe place where the pen not easy to fall.
- Please don't give the pen to the children under 6 to play, specially the little parts such as cartridge, cap and so on.

### *FCC warning statement*

*This device complies with part 15 of the FCC Rules. Operation is subject to the following two conditions: (1) This device may not cause harmful interference, and (2) this device must accept any interference received, including interference that may cause undesired operation.*

*Warning: Changes or modifications to this unit not expressly approved by the part responsible for compliance could void the user's authority to operate the equipment.*

*For a Class B digital device or peripheral, the instructions furnished the user shall include the following or similar statement, placed in a prominent location in the text of the manual:*

*Note: This equipment has been tested and found to comply with the limits for a Class B digital device, pursuant to part 15 of the FCC Rules. These limits are designed to provide reasonable protection against harmful interference in a residential installation. This equipment generates, uses and can radiate radio frequency energy and, if not installed and used in accordance with the instructions, may cause harmful interference to radio communications. However, there is no guarantee that interference will not occur in a particular installation. If this equipment does cause harmful interference to radio or television reception, which can be determined by turning the equipment off and on, the user is encouraged to try to correct the interference by one or more of the following measures:*

- Reorient or relocate the receiving antenna.*
- Increase the separation between the equipment and receiver.*
- Connect the equipment into an outlet on a circuit different from that to which the receiver is connected.*
- Consult the dealer or an experienced radio/TV technician for help.*

### *FCC RF Exposure*

*The device has been evaluated to meet general RF exposure requirement. The device can be used in portable condition without restriction.*