

Robert Bosch GmbH
Postfach 10 02 61
31102 Hildesheim
Besucher:
Robert-Bosch-Straße 200
31139 Hildesheim
Telefon +49 5121 49-0
www.bosch.com

13. September 2023

PCB printed Dual Band Antenna – VCU - datasheet

Name and address of the antenna manufacturer

Robert Bosch GmbH
Robert-Bosch-Platz 1
70839 Gerlingen

Model number of the antenna

E000004395

Maximum gain of the antenna for the frequency band of operation

Wlan 2,4GHz	f	Max. Gain absolut
	MHz	dBi
	2412	5.2
	2448	4.6
2484	4.3	

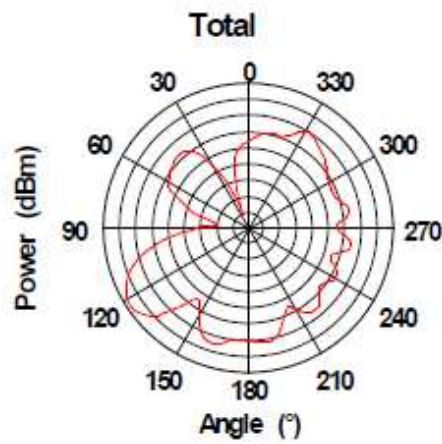
Wlan 5GHz	f	Max. Gain absolut
	MHz	dBi
	5180	3.5
	5502.5	4.5
5825	4.9	

Antenna patterns

Pattern diagrams Wlan 2,4 GHz

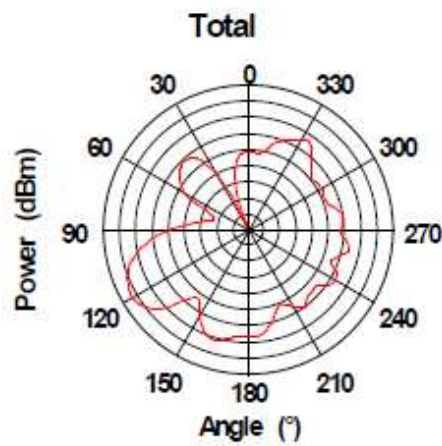
Plot 1 - 2412 MHz:

Max: 4
Min: -14
Scale: 2/div



Plot 2 - 2448 MHz:

Max: 6
Min: -12
Scale: 2/div



Plot 3 - 2484 MHz:

Max: 6
Min: -10
Scale: 2/div

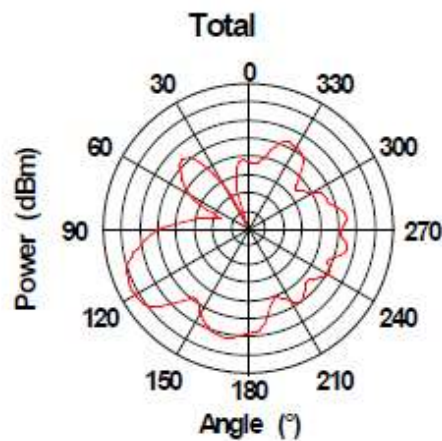
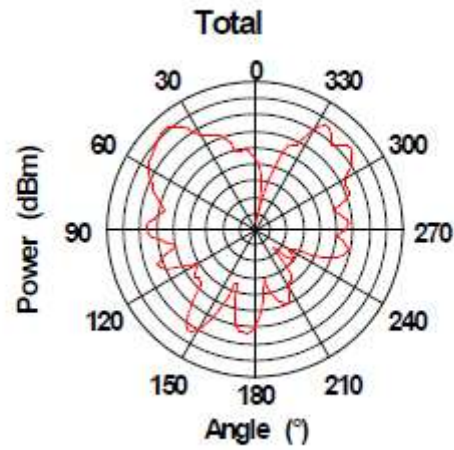


Figure 1 Antenna Pattern Azimuth

Plot 1 - 2412 MHz:

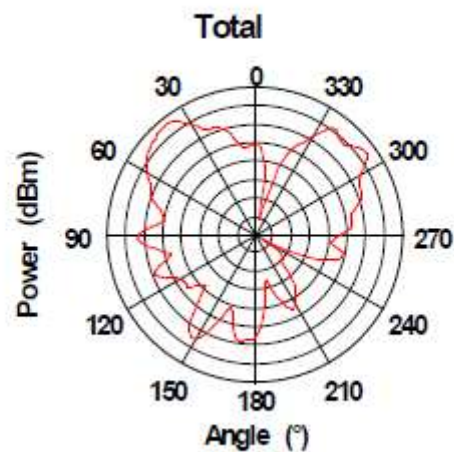
13. September 2023
Seite 3 von 6

Max: 6
Min: -12
Scale: 2/div



Plot 2 - 2448 MHz:

Max: 4
Min: -12
Scale: 2/div



Plot 3 - 2484 MHz:

Max: 2
Min: -14
Scale: 2/div

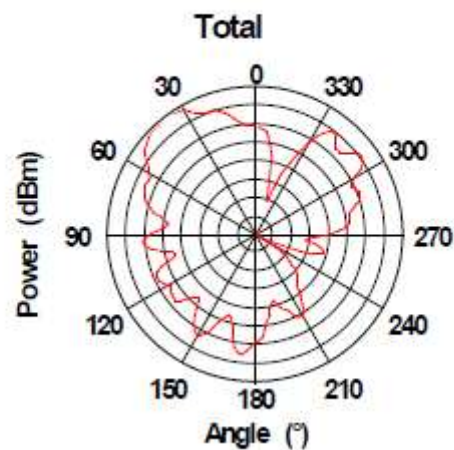
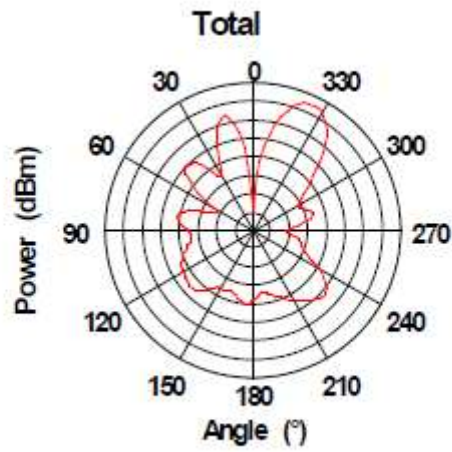


Figure 2 Antenna Pattern Elevation (front)

Plot 1 - 2412 MHz:

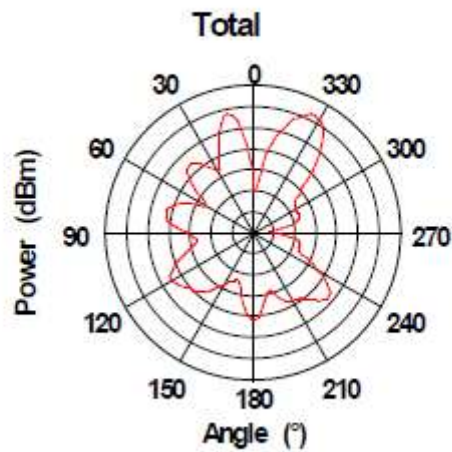
13. September 2023
Seite 4 von 6

Max: 6
Min: -10
Scale: 2/div



Plot 2 - 2448 MHz:

Max: 6
Min: -8
Scale: 2/div



Plot 3 - 2484 MHz:

Max: 4
Min: -10
Scale: 2/div

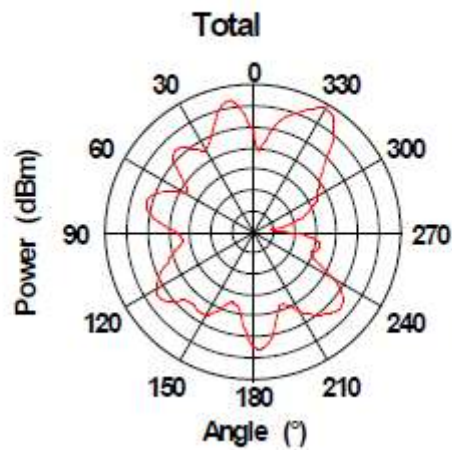


Figure 3 Antenna Pattern Elevation (aside)

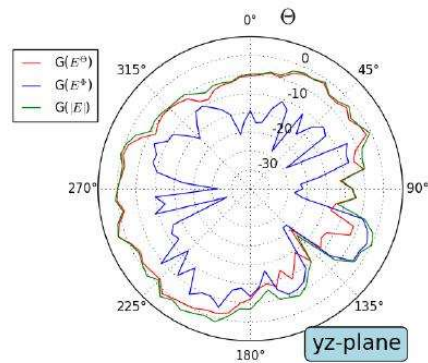
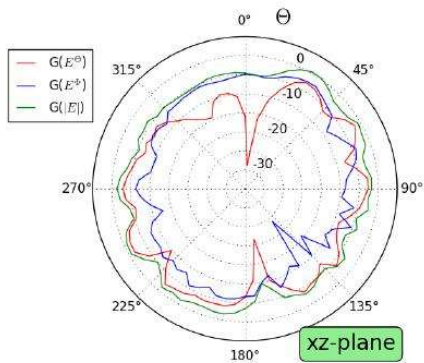

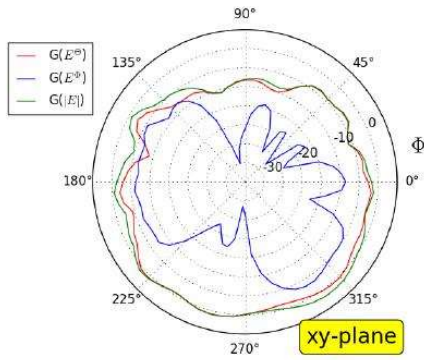
Pattern diagrams Wlan 5 GHz


Figure 4Wlan 5 GHz, 5180 MHz

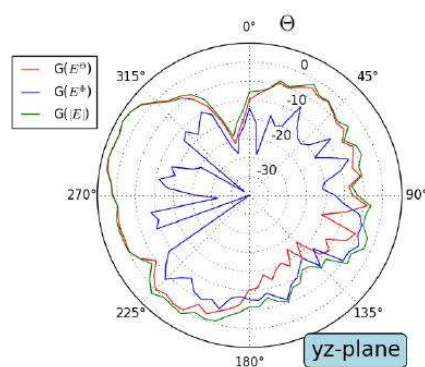
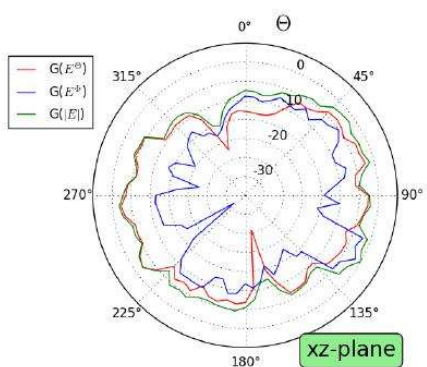

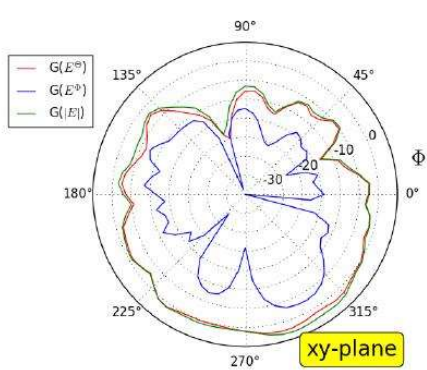


Figure 5Wlan 5 GHz, 5502,5 MHz

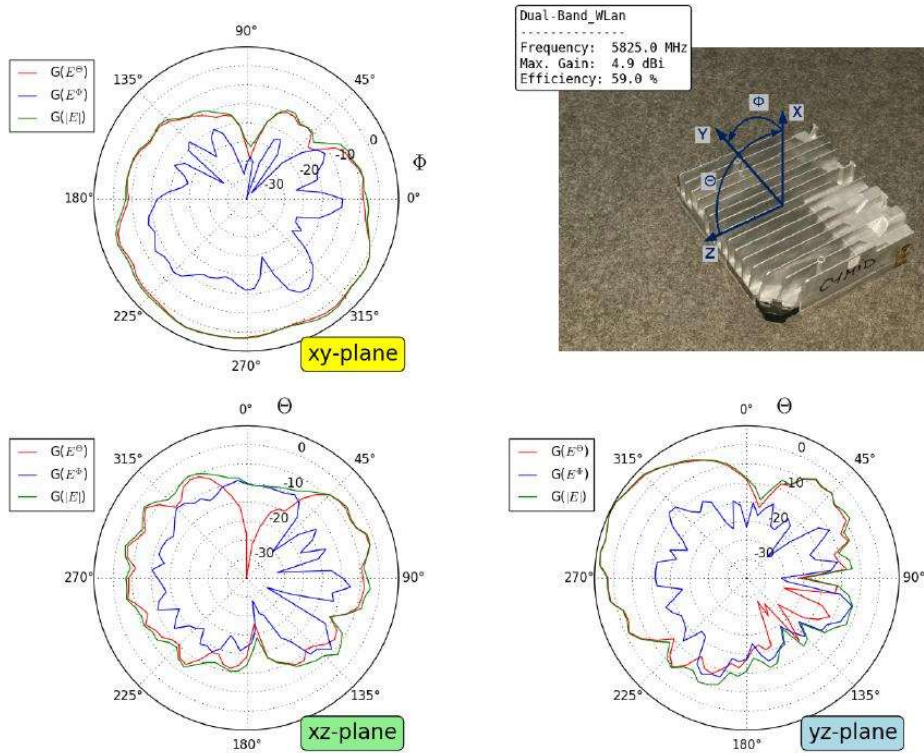


Figure 6Wlan 5 GHz, 5825 GHz