


Annex A

Test Setup Photos



Test setup antenna port conducted – internal antenna

Annex A Test Setup Photos




Test setup semi anechoic chamber (9 kHz – 30 MHz) – EUT Pos 1

Annex A Test Setup Photos



Test setup semi anechoic chamber (9 kHz – 30 MHz) – EUT Pos 2


Annex A Test Setup Photos



Test setup semi anechoic chamber (9 kHz – 30 MHz) – EUT Pos 3


Annex A

Test Setup Photos



Test setup semi anechoic chamber (30 MHz – 1 GHz) – EUT Pos 1


Annex A Test Setup Photos



Test setup semi anechoic chamber (30 MHz – 1 GHz) – EUT Pos 2

Annex A

Test Setup Photos



Test setup semi anechoic chamber (30 MHz – 1 GHz) – EUT Pos 3


Annex A

Test Setup Photos




Test setup fully anechoic chamber

Annex A Test Setup Photos



Test setup fully anechoic chamber (1 – 12 GHz)

Annex A Test Setup Photos



Test setup fully anechoic chamber (12 - 18 GHz)

Annex A

Test Setup Photos



Test setup fully anechoic chamber (18 – 26.5 GHz)