

AnnexD - Photographs

No.1-6579/23-01-08_AnnexD

May 10, 2024

Description Test set-up photographs

This document is electronically signed and valid without handwritten signature.
Public keys for verification of the electronic signatures can be requested at the testing laboratory.

Authorized

Marco Bertolino
Supervisor Radio Services
Radio Labs




Photo 1: RSE tests with Puck antenna




Photo 2: RSE tests with Puck antenna




Photo 3: RSE tests with Puck antenna




Photo 4: RSE tests with Puck antenna




Photo 5: RSE tests with Puck antenna




Photo 6: RSE tests with Puck antenna



Photo 7: RSE tests with Puck antenna




Photo 8: RSE tests with Puck antenna




Photo 9: Gain tests with Supercombo antenna



Photo 10: Gain tests with Supercombo antenna



Photo 11: Gain tests with Supercombo antenna



Photo 12: Gain tests with Supercombo antenna




Photo 13: Gain tests with Supercombo antenna




Photo 14: Gain tests with Supercombo antenna




Photo 15: Gain tests with Supercombo antenna



Photo 16: Gain tests with Supercombo antenna




Photo 17: Gain tests with Supercombo antenna




Photo 18: Gain tests with Puck antenna



Photo 19: Gain tests with Puck antenna



Photo 20: Gain tests with Puck antenna




Photo 21: Gain tests with Puck antenna




Photo 22: Gain tests with Puck antenna




Photo 23: Gain tests with Puck antenna



Photo 24: Gain tests with Puck antenna




Photo 25: Gain tests with Puck antenna



Photo 26: RSE tests with Supercombo antenna



Photo 27: RSE tests with Supercombo antenna



Photo 28: RSE tests with Supercombo antenna




Photo 29: RSE tests with Supercombo antenna




Photo 30: RSE tests with Supercombo antenna




Photo 31: RSE tests with candybar antenna




Photo 32: RSE tests with candybar antenna



Photo 33: RSE tests with candybar antenna




Photo 34: RSE tests with candybar antenna




Photo 35: RSE tests with candybar antenna




Photo 36: RSE tests with candybar antenna




Photo 37: RSE tests with candybar antenna




Photo 38: RSE tests with candybar antenna



Photo 39: Gain tests with candybar antenna



Photo 40: Gain tests with candybar antenna



Photo 41: Gain tests with candybar antenna



Photo 42: Gain tests with candybar antenna



Photo 43: Gain tests with candybar antenna



Photo 44: Gain tests with candybar antenna

- END OF DOCUMENT -