

# Conducted test results

No.1-6579/23-01-45\_TR1-A201-R01

---

October 25, 2023

Test Standard(s)                      FCC 15.247 - NI  
  FCC 15.247, ISED RSS247 - NI

This document is electronically signed and valid without handwritten signature.  
Public keys for verification of the electronic signatures can be requested at the testing laboratory.

Authorized

---

**Michael Dorongovski**

Lab Manager  
Radio Labs

## Table of Content

FCC 15.247 # Avg output power SA DTS ~ WLAN2G4 b mode	5
FCC 15.247 # Avg output power SA DTS ~ WLAN2G4 b mode	8
FCC 15.247 # Avg output power SA DTS ~ WLAN2G4 b mode	11
FCC 15.247 # Avg output power SA DTS ~ WLAN2G4 b mode	14
FCC 15.247 # Avg output power SA DTS ~ WLAN2G4 b mode	17
FCC 15.247 # Avg output power SA DTS ~ WLAN2G4 b mode	20
FCC 15.247 # Avg output power SA DTS ~ WLAN2G4 g mode	23
FCC 15.247 # Avg output power SA DTS ~ WLAN2G4 g mode	26
FCC 15.247 # Avg output power SA DTS ~ WLAN2G4 g mode	29
FCC 15.247 # Avg output power SA DTS ~ WLAN2G4 g mode	32
FCC 15.247 # Avg output power SA DTS ~ WLAN2G4 g mode	35
FCC 15.247 # Avg output power SA DTS ~ WLAN2G4 g mode	38
FCC 15.247 # Avg output power SA DTS ~ WLAN2G4 n-HT20 mode	41
FCC 15.247 # Avg output power SA DTS ~ WLAN2G4 n-HT20 mode	44
FCC 15.247 # Avg output power SA DTS ~ WLAN2G4 n-HT20 mode	47
FCC 15.247 # Avg output power SA DTS ~ WLAN2G4 n-HT20 mode	50
FCC 15.247 # Avg output power SA DTS ~ WLAN2G4 n-HT20 mode	51
FCC 15.247 # Avg output power SA DTS ~ WLAN2G4 n-HT20 mode	54
FCC 15.247 # Avg psd DTS ~ WLAN2G4 b mode	57
FCC 15.247 # Avg psd DTS ~ WLAN2G4 b mode	60
FCC 15.247 # Avg psd DTS ~ WLAN2G4 b mode	63
FCC 15.247 # Avg psd DTS ~ WLAN2G4 b mode	66
FCC 15.247 # Avg psd DTS ~ WLAN2G4 b mode	69
FCC 15.247 # Avg psd DTS ~ WLAN2G4 b mode	72
FCC 15.247 # Avg psd DTS ~ WLAN2G4 g mode	75
FCC 15.247 # Avg psd DTS ~ WLAN2G4 g mode	78
FCC 15.247 # Avg psd DTS ~ WLAN2G4 g mode	81
FCC 15.247 # Avg psd DTS ~ WLAN2G4 g mode	84
FCC 15.247 # Avg psd DTS ~ WLAN2G4 g mode	87
FCC 15.247 # Avg psd DTS ~ WLAN2G4 g mode	90
FCC 15.247 # Avg psd DTS ~ WLAN2G4 n-HT20 mode	93
FCC 15.247 # Avg psd DTS ~ WLAN2G4 n-HT20 mode	96
FCC 15.247 # Avg psd DTS ~ WLAN2G4 n-HT20 mode	99
FCC 15.247 # Avg psd DTS ~ WLAN2G4 n-HT20 mode	102
FCC 15.247 # Avg psd DTS ~ WLAN2G4 n-HT20 mode	105
FCC 15.247 # Avg psd DTS ~ WLAN2G4 n-HT20 mode	108
FCC 15.247 # Bandwidth 6dB DTS ~ WLAN2G4 b mode	111
FCC 15.247 # Bandwidth 6dB DTS ~ WLAN2G4 b mode	113
FCC 15.247 # Bandwidth 6dB DTS ~ WLAN2G4 b mode	115
FCC 15.247 # Bandwidth 6dB DTS ~ WLAN2G4 b mode	117
FCC 15.247 # Bandwidth 6dB DTS ~ WLAN2G4 b mode	119

FCC 15.247 # Bandwidth 6dB DTS ~ WLAN2G4 b mode	121
FCC 15.247 # Bandwidth 6dB DTS ~ WLAN2G4 g mode	123
FCC 15.247 # Bandwidth 6dB DTS ~ WLAN2G4 g mode	125
FCC 15.247 # Bandwidth 6dB DTS ~ WLAN2G4 g mode	127
FCC 15.247 # Bandwidth 6dB DTS ~ WLAN2G4 g mode	129
FCC 15.247 # Bandwidth 6dB DTS ~ WLAN2G4 g mode	131
FCC 15.247 # Bandwidth 6dB DTS ~ WLAN2G4 g mode	133
FCC 15.247 # Bandwidth 6dB DTS ~ WLAN2G4 n-HT20 mode	135
FCC 15.247 # Bandwidth 6dB DTS ~ WLAN2G4 n-HT20 mode	137
FCC 15.247 # Bandwidth 6dB DTS ~ WLAN2G4 n-HT20 mode	139
FCC 15.247 # Bandwidth 6dB DTS ~ WLAN2G4 n-HT20 mode	141
FCC 15.247 # Bandwidth 6dB DTS ~ WLAN2G4 n-HT20 mode	143
FCC 15.247 # Bandwidth 6dB DTS ~ WLAN2G4 n-HT20 mode	145
FCC 15.247, ISED RSS247 # Bandwidth 99PCT and 20dB ~ WLAN2G4 b mode	147
FCC 15.247, ISED RSS247 # Bandwidth 99PCT and 20dB ~ WLAN2G4 b mode	151
FCC 15.247, ISED RSS247 # Bandwidth 99PCT and 20dB ~ WLAN2G4 b mode	155
FCC 15.247, ISED RSS247 # Bandwidth 99PCT and 20dB ~ WLAN2G4 b mode	159
FCC 15.247, ISED RSS247 # Bandwidth 99PCT and 20dB ~ WLAN2G4 b mode	163
FCC 15.247, ISED RSS247 # Bandwidth 99PCT and 20dB ~ WLAN2G4 b mode	167
FCC 15.247, ISED RSS247 # Bandwidth 99PCT and 20dB ~ WLAN2G4 g mode	171
FCC 15.247, ISED RSS247 # Bandwidth 99PCT and 20dB ~ WLAN2G4 g mode	175
FCC 15.247, ISED RSS247 # Bandwidth 99PCT and 20dB ~ WLAN2G4 g mode	179
FCC 15.247, ISED RSS247 # Bandwidth 99PCT and 20dB ~ WLAN2G4 g mode	183
FCC 15.247, ISED RSS247 # Bandwidth 99PCT and 20dB ~ WLAN2G4 g mode	187
FCC 15.247, ISED RSS247 # Bandwidth 99PCT and 20dB ~ WLAN2G4 g mode	191
FCC 15.247, ISED RSS247 # Bandwidth 99PCT and 20dB ~ WLAN2G4 n-HT20 mode	195
FCC 15.247, ISED RSS247 # Bandwidth 99PCT and 20dB ~ WLAN2G4 n-HT20 mode	199
FCC 15.247, ISED RSS247 # Bandwidth 99PCT and 20dB ~ WLAN2G4 n-HT20 mode	203
FCC 15.247, ISED RSS247 # Bandwidth 99PCT and 20dB ~ WLAN2G4 n-HT20 mode	207
FCC 15.247, ISED RSS247 # Bandwidth 99PCT and 20dB ~ WLAN2G4 n-HT20 mode	211
FCC 15.247, ISED RSS247 # Bandwidth 99PCT and 20dB ~ WLAN2G4 n-HT20 mode	215
FCC 15.247 # TX spurious conducted 30dBc ~ WLAN2G4 b mode	219
FCC 15.247 # TX spurious conducted 30dBc ~ WLAN2G4 b mode	222
FCC 15.247 # TX spurious conducted 30dBc ~ WLAN2G4 b mode	225
FCC 15.247 # TX spurious conducted 30dBc ~ WLAN2G4 b mode	228
FCC 15.247 # TX spurious conducted 30dBc ~ WLAN2G4 b mode	231
FCC 15.247 # TX spurious conducted 30dBc ~ WLAN2G4 b mode	234
FCC 15.247 # TX spurious conducted 30dBc ~ WLAN2G4 g mode	237
FCC 15.247 # TX spurious conducted 30dBc ~ WLAN2G4 g mode	240
FCC 15.247 # TX spurious conducted 30dBc ~ WLAN2G4 g mode	243
FCC 15.247 # TX spurious conducted 30dBc ~ WLAN2G4 g mode	246
FCC 15.247 # TX spurious conducted 30dBc ~ WLAN2G4 g mode	249
FCC 15.247 # TX spurious conducted 30dBc ~ WLAN2G4 g mode	252
FCC 15.247 # TX spurious conducted 30dBc ~ WLAN2G4 n-HT20 mode	255

FCC 15.247 # TX spurious conducted 30dBc ~ WLAN2G4 n-HT20 mode	<b>258</b>
FCC 15.247 # TX spurious conducted 30dBc ~ WLAN2G4 n-HT20 mode	<b>261</b>
FCC 15.247 # TX spurious conducted 30dBc ~ WLAN2G4 n-HT20 mode	<b>264</b>
FCC 15.247 # TX spurious conducted 30dBc ~ WLAN2G4 n-HT20 mode	<b>267</b>
FCC 15.247 # TX spurious conducted 30dBc ~ WLAN2G4 n-HT20 mode	<b>270</b>

## FCC 15.247 # Avg output power SA DTS ~ WLAN2G4 b mode

### References

TC start	16.10.2023 13:45:48
Ambit temp [°C]   humidity [rel%]	26.1   30
System version	4.6.2.0
Standard   Version	FCC 15.247   NI
Method	ANSI C63.10-2013 Chapter 11.9.2.2.2 or .4
Description	FCC 15.247 Avg output power SA DTS - WLAN2G4 b mode
Information	

### EUT Common Settings WLAN2G4

Number of Antenna Ports	2
User Interaction	No

### Test Parameter

Technology to test	WLAN2G4 b mode
Antenna port used	1
Temperature	nom
Voltage	nom
Frequency low to test	True   Freq [MHz] 2412
Frequency mid to test	False   Freq [MHz] 2437
Frequency high to test	False   Freq [MHz] 2462
Auto control enabled power supply   Climatic Box	No   No
Additional path loss [dB]	0.7
Full path name   type	EUT - SignalingUnit - SpectrumAnalyzer

### Equipment

Signal analyzer,Rohde&Schwarz,FSV-40,1307.9002K40/101042,3.70
Switch matrix,CTCadvanced,SPM-4 NI DAQ,28016133,NI

## Test at TX 2412 MHz

RESULT: Reference Power cond.

DESCRIPTION	LOWER LIMIT	UPPER LIMIT	MEASURED	UNIT	VERDICT
Ref. Power 1MHz/1MHz cond.	--	--	10.47	dBm	INFO
Ref. Frequency	--	--	2413.200	MHz	INFO

## Evaluation max. Duty Cycle

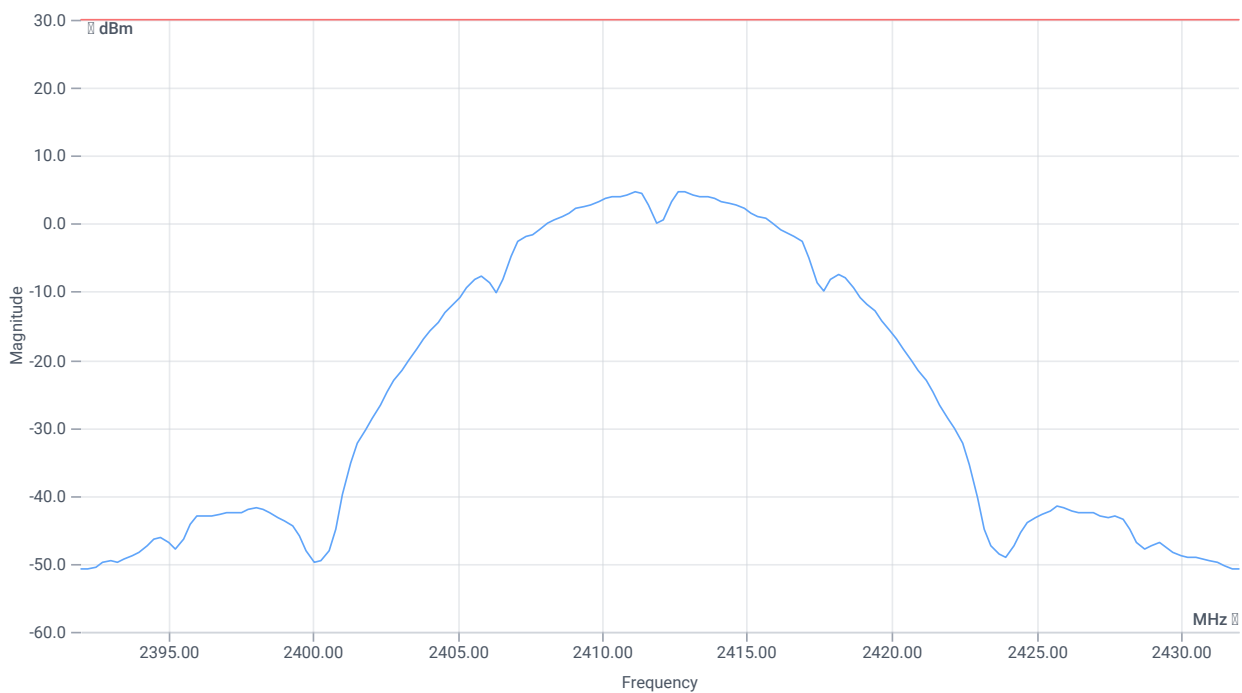
### Duty Cycle evaluation

DESCRIPTION	LOWER LIMIT	UPPER LIMIT	MEASURED	UNIT	VERDICT
Duty Cycle min	--	--	0	dB	DC > 98% defined

## Avg output power SA DTS

### READ SA SETTINGS:

RefLevel [dBm]   RefLevelOffset [dB]   InpAtt [dB]	20.47   13.85   25
Start [MHz]   Stop [MHz]	2392.000   2432.000
RBW [MHz]   VBW [MHz]	0.500000   2.000000
Detector   TraceMode	RMS   AVER
Sweep: time [ms]   count   points per Section   type	500   100   160   SWE



Avg output power SA DTS

**RESULT (Channel power method)**

DESCRIPTION	LOWER LIMIT	UPPER LIMIT	MEASURED	UNIT	VERDICT
Avg output power uncorrected	--	--	15.26	dBm	INFO
Duty cycle correction	--	--	0	dB	INFO
Avg power DC corrected	--	30	15.26	dBm	PASS

Verdict

PASS

## FCC 15.247 # Avg output power SA DTS ~ WLAN2G4 b mode

### References

TC start	16.10.2023 13:56:02
Ambit temp [°C]   humidity [rel%]	26.4   30
System version	4.6.2.0
Standard   Version	FCC 15.247   NI
Method	ANSI C63.10-2013 Chapter 11.9.2.2.2 or .4
Description	FCC 15.247 Avg output power SA DTS - WLAN2G4 b mode
Information	

### EUT Common Settings WLAN2G4

Number of Antenna Ports	2
User Interaction	No

### Test Parameter

Technology to test	WLAN2G4 b mode
Antenna port used	2
Temperature	nom
Voltage	nom
Frequency low to test	True   Freq [MHz] 2412
Frequency mid to test	False   Freq [MHz] 2437
Frequency high to test	False   Freq [MHz] 2462
Auto control enabled power supply   Climatic Box	No   No
Additional path loss [dB]	0.7
Full path name   type	EUT - SignalingUnit - SpectrumAnalyzer

### Equipment

Signal analyzer,Rohde&Schwarz,FSV-40,1307.9002K40/101042,3.70
Switch matrix,CTCadvanced,SPM-4 NI DAQ,28016133,NI



## Test at TX 2412 MHz

RESULT: Reference Power cond.

DESCRIPTION	LOWER LIMIT	UPPER LIMIT	MEASURED	UNIT	VERDICT
Ref. Power 1MHz/1MHz cond.	--	--	11.14	dBm	INFO
Ref. Frequency	--	--	2413.100	MHz	INFO

## Evaluation max. Duty Cycle

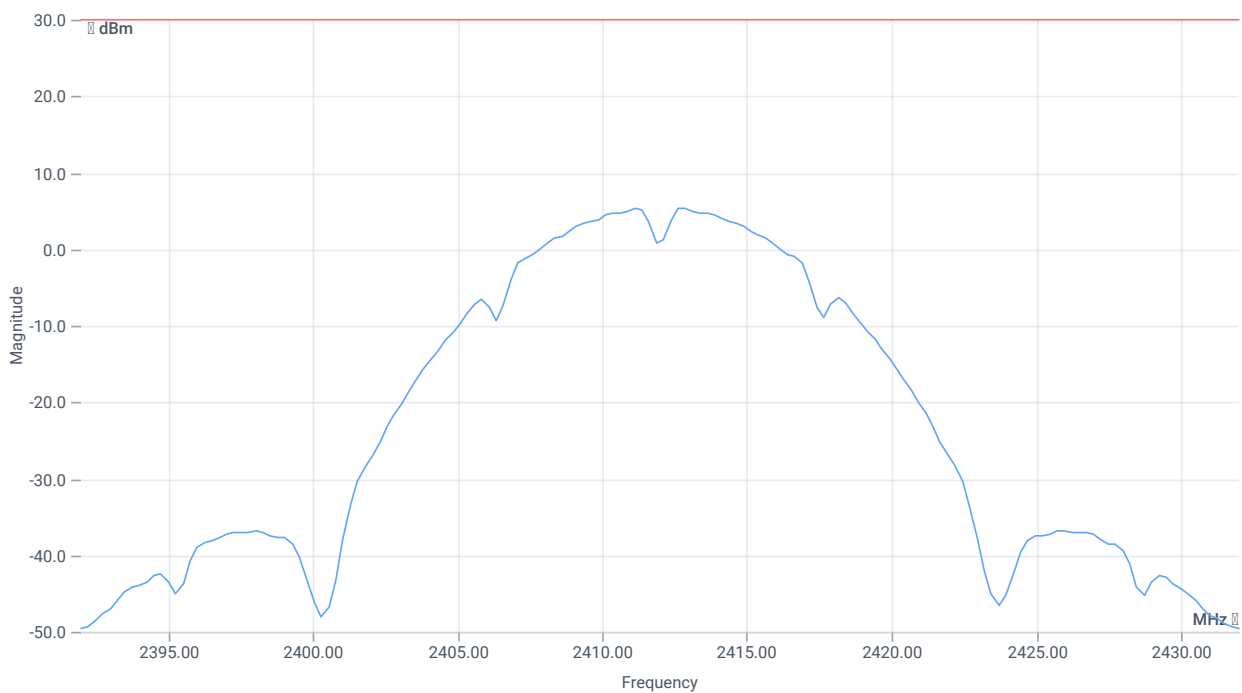
### Duty Cycle evaluation

DESCRIPTION	LOWER LIMIT	UPPER LIMIT	MEASURED	UNIT	VERDICT
Duty Cycle min	--	--	0	dB	DC > 98% defined

## Avg output power SA DTS

### READ SA SETTINGS:

RefLevel [dBm]   RefLevelOffset [dB]   InpAtt [dB]	21.14   13.85   25
Start [MHz]   Stop [MHz]	2392.000   2432.000
RBW [MHz]   VBW [MHz]	0.500000   2.000000
Detector   TraceMode	RMS   AVER
Sweep: time [ms]   count   points per Section   type	500   100   160   SWE



Avg output power SA DTS

**RESULT (Channel power method)**

DESCRIPTION	LOWER LIMIT	UPPER LIMIT	MEASURED	UNIT	VERDICT
Avg output power uncorrected	--	--	15.95	dBm	INFO
Duty cycle correction	--	--	0	dB	INFO
Avg power DC corrected	--	30	15.95	dBm	PASS

Verdict

PASS

## FCC 15.247 # Avg output power SA DTS ~ WLAN2G4 b mode

### References

TC start	16.10.2023 14:15:33
Ambit temp [°C]   humidity [rel%]	27.0   30
System version	4.6.2.0
Standard   Version	FCC 15.247   NI
Method	ANSI C63.10-2013 Chapter 11.9.2.2.2 or .4
Description	FCC 15.247 Avg output power SA DTS - WLAN2G4 b mode
Information	

### EUT Common Settings WLAN2G4

Number of Antenna Ports	2
User Interaction	No

### Test Parameter

Technology to test	WLAN2G4 b mode
Antenna port used	1
Temperature	nom
Voltage	nom
Frequency low to test	False   Freq [MHz] 2412
Frequency mid to test	True   Freq [MHz] 2437
Frequency high to test	False   Freq [MHz] 2462
Auto control enabled power supply   Climatic Box	No   No
Additional path loss [dB]	0.7
Full path name   type	EUT - SignalingUnit - SpectrumAnalyzer

### Equipment

Signal analyzer,Rohde&Schwarz,FSV-40,1307.9002K40/101042,3.70
Switch matrix,CTCadvanced,SPM-4 NI DAQ,28016133,NI

## Test at TX 2437 MHz

RESULT: Reference Power cond.

DESCRIPTION	LOWER LIMIT	UPPER LIMIT	MEASURED	UNIT	VERDICT
Ref. Power 1MHz/1MHz cond.	--	--	10.88	dBm	INFO
Ref. Frequency	--	--	2438.200	MHz	INFO

## Evaluation max. Duty Cycle

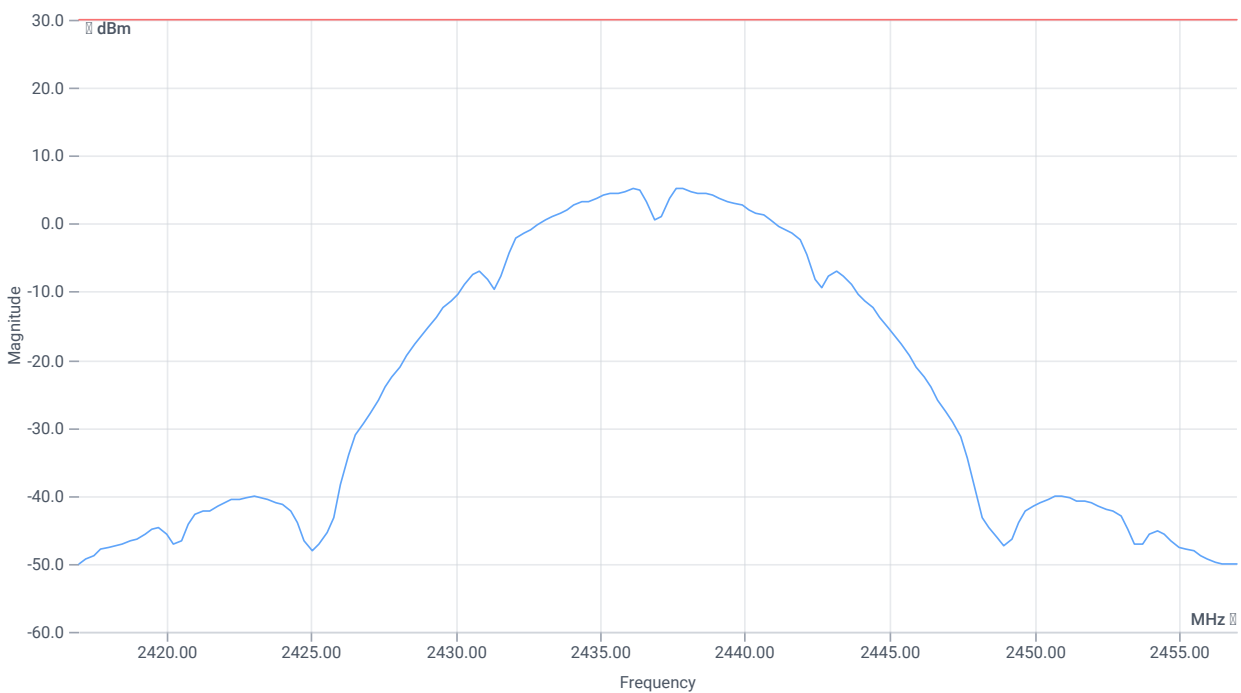
### Duty Cycle evaluation

DESCRIPTION	LOWER LIMIT	UPPER LIMIT	MEASURED	UNIT	VERDICT
Duty Cycle min	--	--	0	dB	DC > 98% defined

## Avg output power SA DTS

### READ SA SETTINGS:

RefLevel [dBm]   RefLevelOffset [dB]   InpAtt [dB]	20.88   14.01   25
Start [MHz]   Stop [MHz]	2417.000   2457.000
RBW [MHz]   VBW [MHz]	0.500000   2.000000
Detector   TraceMode	RMS   AVER
Sweep: time [ms]   count   points per Section   type	500   100   160   SWE



Avg output power SA DTS

**RESULT (Channel power method)**

DESCRIPTION	LOWER LIMIT	UPPER LIMIT	MEASURED	UNIT	VERDICT
Avg output power uncorrected	--	--	15.72	dBm	INFO
Duty cycle correction	--	--	0	dB	INFO
Avg power DC corrected	--	30	15.72	dBm	PASS

Verdict

PASS

## FCC 15.247 # Avg output power SA DTS ~ WLAN2G4 b mode

### References

TC start	16.10.2023 14:25:45
Ambit temp [°C]   humidity [rel%]	27.1   29
System version	4.6.2.0
Standard   Version	FCC 15.247   NI
Method	ANSI C63.10-2013 Chapter 11.9.2.2.2 or .4
Description	FCC 15.247 Avg output power SA DTS - WLAN2G4 b mode
Information	

### EUT Common Settings WLAN2G4

Number of Antenna Ports	2
User Interaction	No

### Test Parameter

Technology to test	WLAN2G4 b mode
Antenna port used	2
Temperature	nom
Voltage	nom
Frequency low to test	False   Freq [MHz] 2412
Frequency mid to test	True   Freq [MHz] 2437
Frequency high to test	False   Freq [MHz] 2462
Auto control enabled power supply   Climatic Box	No   No
Additional path loss [dB]	0.7
Full path name   type	EUT - SignalingUnit - SpectrumAnalyzer

### Equipment

Signal analyzer,Rohde&Schwarz,FSV-40,1307.9002K40/101042,3.70
Switch matrix,CTCadvanced,SPM-4 NI DAQ,28016133,NI

## Test at TX 2437 MHz

RESULT: Reference Power cond.

DESCRIPTION	LOWER LIMIT	UPPER LIMIT	MEASURED	UNIT	VERDICT
Ref. Power 1MHz/1MHz cond.	--	--	11.76	dBm	INFO
Ref. Frequency	--	--	2438.100	MHz	INFO

## Evaluation max. Duty Cycle

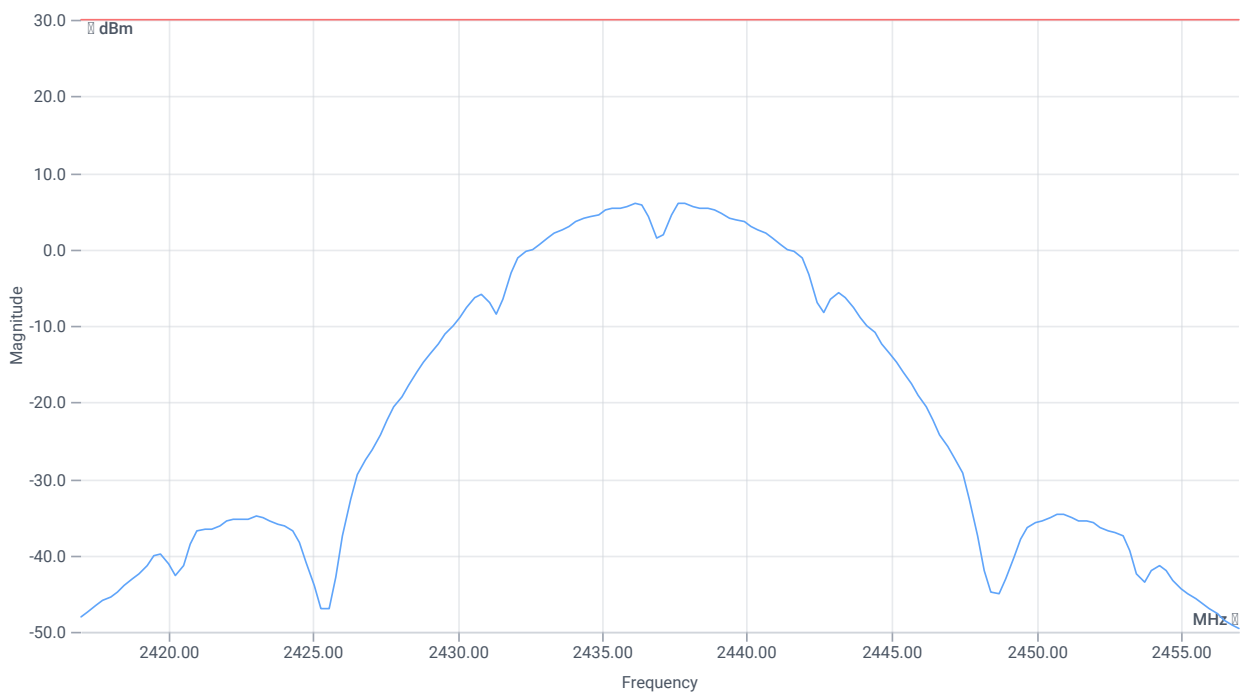
### Duty Cycle evaluation

DESCRIPTION	LOWER LIMIT	UPPER LIMIT	MEASURED	UNIT	VERDICT
Duty Cycle min	--	--	0	dB	DC > 98% defined

## Avg output power SA DTS

### READ SA SETTINGS:

RefLevel [dBm]   RefLevelOffset [dB]   InpAtt [dB]	21.76   14.01   25
Start [MHz]   Stop [MHz]	2417.000   2457.000
RBW [MHz]   VBW [MHz]	0.500000   2.000000
Detector   TraceMode	RMS   AVER
Sweep: time [ms]   count   points per Section   type	500   100   160   SWE



Avg output power SA DTS

**RESULT (Channel power method)**

DESCRIPTION	LOWER LIMIT	UPPER LIMIT	MEASURED	UNIT	VERDICT
Avg output power uncorrected	--	--	16.62	dBm	INFO
Duty cycle correction	--	--	0	dB	INFO
Avg power DC corrected	--	30	16.62	dBm	PASS

Verdict

PASS



## FCC 15.247 # Avg output power SA DTS ~ WLAN2G4 b mode

### References

TC start	16.10.2023 14:36:26
Ambit temp [°C]   humidity [rel%]	27.3   28
System version	4.6.2.0
Standard   Version	FCC 15.247   NI
Method	ANSI C63.10-2013 Chapter 11.9.2.2.2 or .4
Description	FCC 15.247 Avg output power SA DTS - WLAN2G4 b mode
Information	

### EUT Common Settings WLAN2G4

Number of Antenna Ports	2
User Interaction	No

### Test Parameter

Technology to test	WLAN2G4 b mode
Antenna port used	1
Temperature	nom
Voltage	nom
Frequency low to test	False   Freq [MHz] 2412
Frequency mid to test	False   Freq [MHz] 2437
Frequency high to test	True   Freq [MHz] 2462
Auto control enabled power supply   Climatic Box	No   No
Additional path loss [dB]	0.7
Full path name   type	EUT - SignalingUnit - SpectrumAnalyzer

### Equipment

Signal analyzer,Rohde&Schwarz,FSV-40,1307.9002K40/101042,3.70
Switch matrix,CTCadvanced,SPM-4 NI DAQ,28016133,NI

## Test at TX 2462 MHz

RESULT: Reference Power cond.

DESCRIPTION	LOWER LIMIT	UPPER LIMIT	MEASURED	UNIT	VERDICT
Ref. Power 1MHz/1MHz cond.	--	--	11.70	dBm	INFO
Ref. Frequency	--	--	2463.200	MHz	INFO

## Evaluation max. Duty Cycle

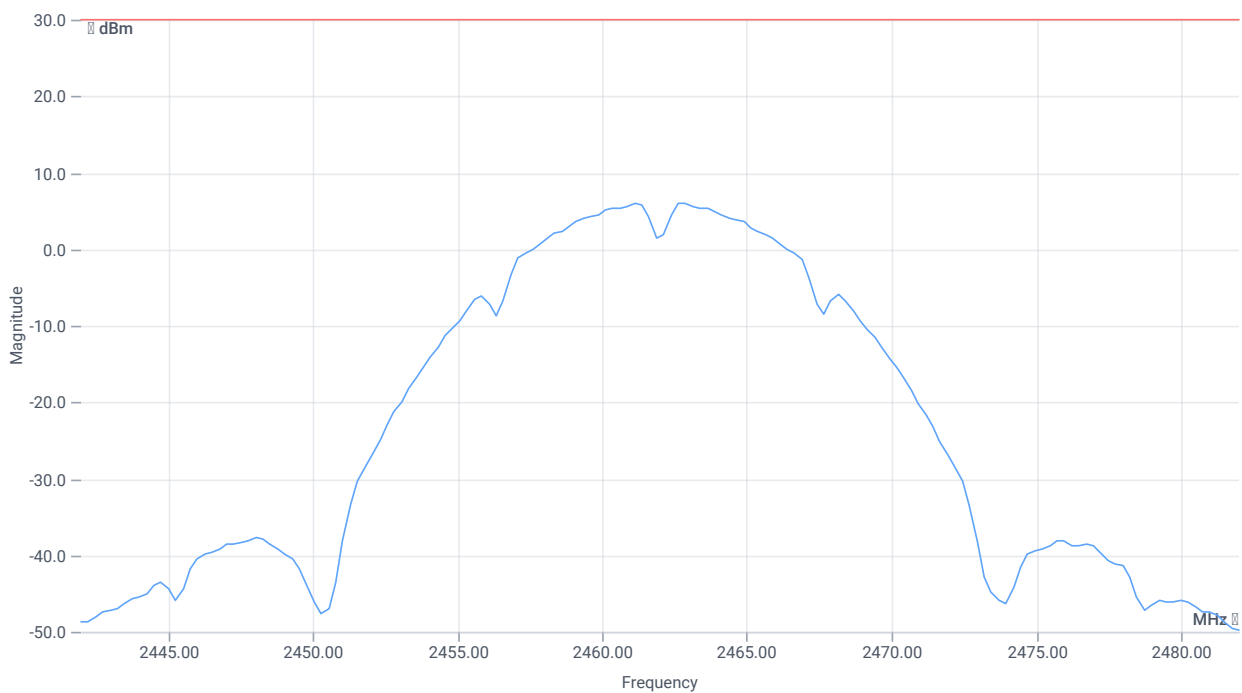
### Duty Cycle evaluation

DESCRIPTION	LOWER LIMIT	UPPER LIMIT	MEASURED	UNIT	VERDICT
Duty Cycle min	--	--	0	dB	DC > 98% defined

## Avg output power SA DTS

### READ SA SETTINGS:

RefLevel [dBm]   RefLevelOffset [dB]   InpAtt [dB]	21.70   14.14   25
Start [MHz]   Stop [MHz]	2442.000   2482.000
RBW [MHz]   VBW [MHz]	0.500000   2.000000
Detector   TraceMode	RMS   AVER
Sweep: time [ms]   count   points per Section   type	500   100   160   SWE



Avg output power SA DTS

**RESULT (Channel power method)**

DESCRIPTION	LOWER LIMIT	UPPER LIMIT	MEASURED	UNIT	VERDICT
Avg output power uncorrected	--	--	16.57	dBm	INFO
Duty cycle correction	--	--	0	dB	INFO
Avg power DC corrected	--	30	16.57	dBm	PASS

Verdict

PASS

## FCC 15.247 # Avg output power SA DTS ~ WLAN2G4 b mode

### References

TC start	16.10.2023 14:46:37
Ambit temp [°C]   humidity [rel%]	27.5   28
System version	4.6.2.0
Standard   Version	FCC 15.247   NI
Method	ANSI C63.10-2013 Chapter 11.9.2.2.2 or .4
Description	FCC 15.247 Avg output power SA DTS - WLAN2G4 b mode
Information	

### EUT Common Settings WLAN2G4

Number of Antenna Ports	2
User Interaction	No

### Test Parameter

Technology to test	WLAN2G4 b mode
Antenna port used	2
Temperature	nom
Voltage	nom
Frequency low to test	False   Freq [MHz] 2412
Frequency mid to test	False   Freq [MHz] 2437
Frequency high to test	True   Freq [MHz] 2462
Auto control enabled power supply   Climatic Box	No   No
Additional path loss [dB]	0.7
Full path name   type	EUT - SignalingUnit - SpectrumAnalyzer

### Equipment

Signal analyzer,Rohde&Schwarz,FSV-40,1307.9002K40/101042,3.70
Switch matrix,CTCadvanced,SPM-4 NI DAQ,28016133,NI

## Test at TX 2462 MHz

RESULT: Reference Power cond.

DESCRIPTION	LOWER LIMIT	UPPER LIMIT	MEASURED	UNIT	VERDICT
Ref. Power 1MHz/1MHz cond.	--	--	12.00	dBm	INFO
Ref. Frequency	--	--	2460.800	MHz	INFO

## Evaluation max. Duty Cycle

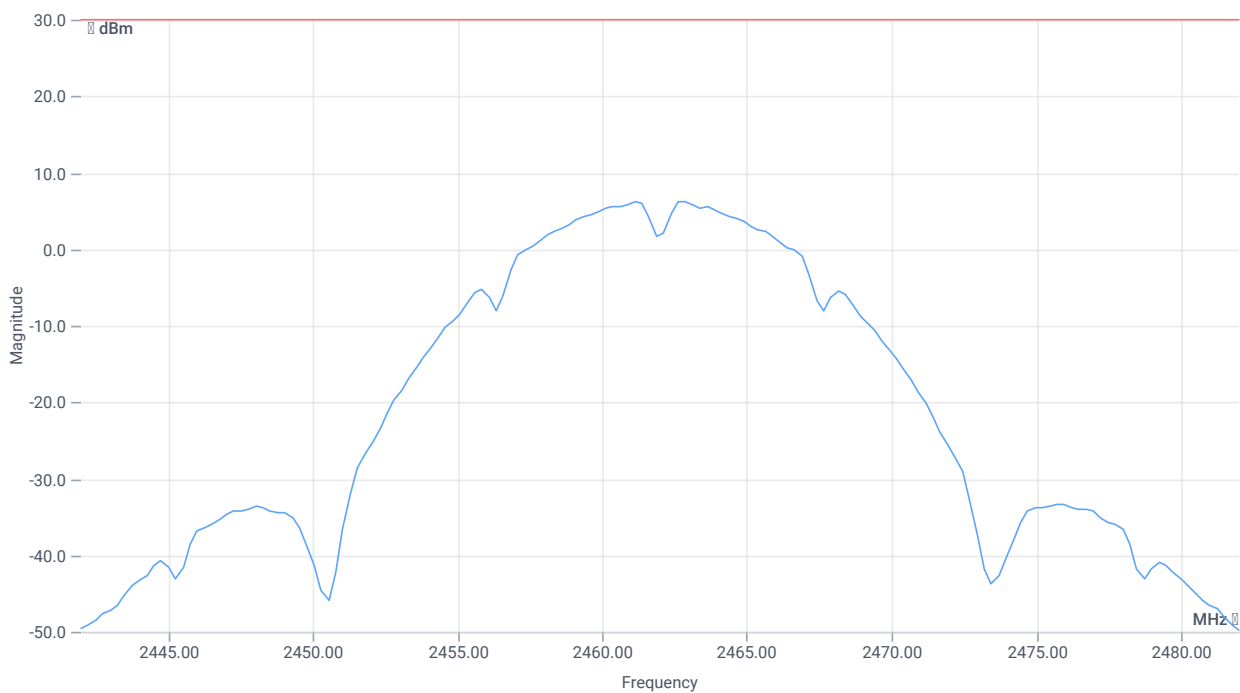
### Duty Cycle evaluation

DESCRIPTION	LOWER LIMIT	UPPER LIMIT	MEASURED	UNIT	VERDICT
Duty Cycle min	--	--	0	dB	DC > 98% defined

## Avg output power SA DTS

### READ SA SETTINGS:

RefLevel [dBm]   RefLevelOffset [dB]   InpAtt [dB]	22.00   14.14   25
Start [MHz]   Stop [MHz]	2442.000   2482.000
RBW [MHz]   VBW [MHz]	0.500000   2.000000
Detector   TraceMode	RMS   AVER
Sweep: time [ms]   count   points per Section   type	500   100   160   SWE



Avg output power SA DTS

**RESULT (Channel power method)**

DESCRIPTION	LOWER LIMIT	UPPER LIMIT	MEASURED	UNIT	VERDICT
Avg output power uncorrected	--	--	16.84	dBm	INFO
Duty cycle correction	--	--	0	dB	INFO
Avg power DC corrected	--	30	16.84	dBm	PASS

Verdict

PASS

## FCC 15.247 # Avg output power SA DTS ~ WLAN2G4 g mode

### References

TC start	16.10.2023 14:57:41
Ambit temp [°C]   humidity [rel%]	27.4   27
System version	4.6.2.0
Standard   Version	FCC 15.247   NI
Method	ANSI C63.10-2013 Chapter 11.9.2.2.2 or .4
Description	FCC 15.247 Avg output power SA DTS - WLAN2G4 g mode
Information	

### EUT Common Settings WLAN2G4

Number of Antenna Ports	2
User Interaction	No

### Test Parameter

Technology to test	WLAN2G4 g mode
Antenna port used	1
Temperature	nom
Voltage	nom
Frequency low to test	True   Freq [MHz] 2412
Frequency mid to test	False   Freq [MHz] 2437
Frequency high to test	False   Freq [MHz] 2462
Auto control enabled power supply   Climatic Box	No   No
Additional path loss [dB]	0.7
Full path name   type	EUT - SignalingUnit - SpectrumAnalyzer

### Equipment

Signal analyzer,Rohde&Schwarz,FSV-40,1307.9002K40/101042,3.70
Switch matrix,CTCadvanced,SPM-4 NI DAQ,28016133,NI

## Test at TX 2412 MHz

RESULT: Reference Power cond.

DESCRIPTION	LOWER LIMIT	UPPER LIMIT	MEASURED	UNIT	VERDICT
Ref. Power 1MHz/1MHz cond.	--	--	8.68	dBm	INFO
Ref. Frequency	--	--	2411.200	MHz	INFO

## Evaluation max. Duty Cycle

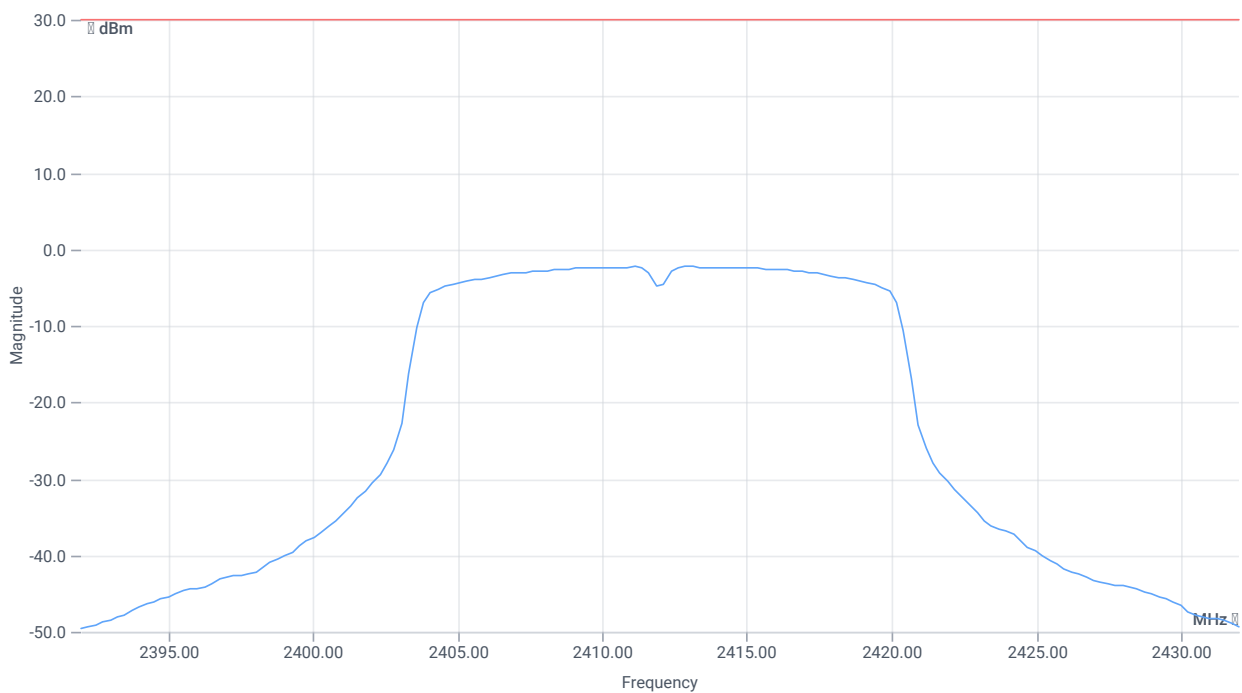
### Duty Cycle evaluation

DESCRIPTION	LOWER LIMIT	UPPER LIMIT	MEASURED	UNIT	VERDICT
Duty Cycle min	--	--	0	dB	DC > 98% defined

## Avg output power SA DTS

### READ SA SETTINGS:

RefLevel [dBm]   RefLevelOffset [dB]   InpAtt [dB]	18.68   13.85   20
Start [MHz]   Stop [MHz]	2392.000   2432.000
RBW [MHz]   VBW [MHz]	0.500000   2.000000
Detector   TraceMode	RMS   AVER
Sweep: time [ms]   count   points per Section   type	500   100   160   SWE



Avg output power SA DTS



**RESULT (Channel power method)**

DESCRIPTION	LOWER LIMIT	UPPER LIMIT	MEASURED	UNIT	VERDICT
Avg output power uncorrected	--	--	11.75	dBm	INFO
Duty cycle correction	--	--	0	dB	INFO
Avg power DC corrected	--	30	11.75	dBm	PASS

Verdict

PASS

## FCC 15.247 # Avg output power SA DTS ~ WLAN2G4 g mode

### References

TC start	16.10.2023 15:07:54
Ambit temp [°C]   humidity [rel%]	27.4   27
System version	4.6.2.0
Standard   Version	FCC 15.247   NI
Method	ANSI C63.10-2013 Chapter 11.9.2.2.2 or .4
Description	FCC 15.247 Avg output power SA DTS - WLAN2G4 g mode
Information	

### EUT Common Settings WLAN2G4

Number of Antenna Ports	2
User Interaction	No

### Test Parameter

Technology to test	WLAN2G4 g mode
Antenna port used	2
Temperature	nom
Voltage	nom
Frequency low to test	True   Freq [MHz] 2412
Frequency mid to test	False   Freq [MHz] 2437
Frequency high to test	False   Freq [MHz] 2462
Auto control enabled power supply   Climatic Box	No   No
Additional path loss [dB]	0.7
Full path name   type	EUT - SignalingUnit - SpectrumAnalyzer

### Equipment

Signal analyzer,Rohde&Schwarz,FSV-40,1307.9002K40/101042,3.70
Switch matrix,CTCadvanced,SPM-4 NI DAQ,28016133,NI

## Test at TX 2412 MHz

RESULT: Reference Power cond.

DESCRIPTION	LOWER LIMIT	UPPER LIMIT	MEASURED	UNIT	VERDICT
Ref. Power 1MHz/1MHz cond.	--	--	9.92	dBm	INFO
Ref. Frequency	--	--	2409.600	MHz	INFO

## Evaluation max. Duty Cycle

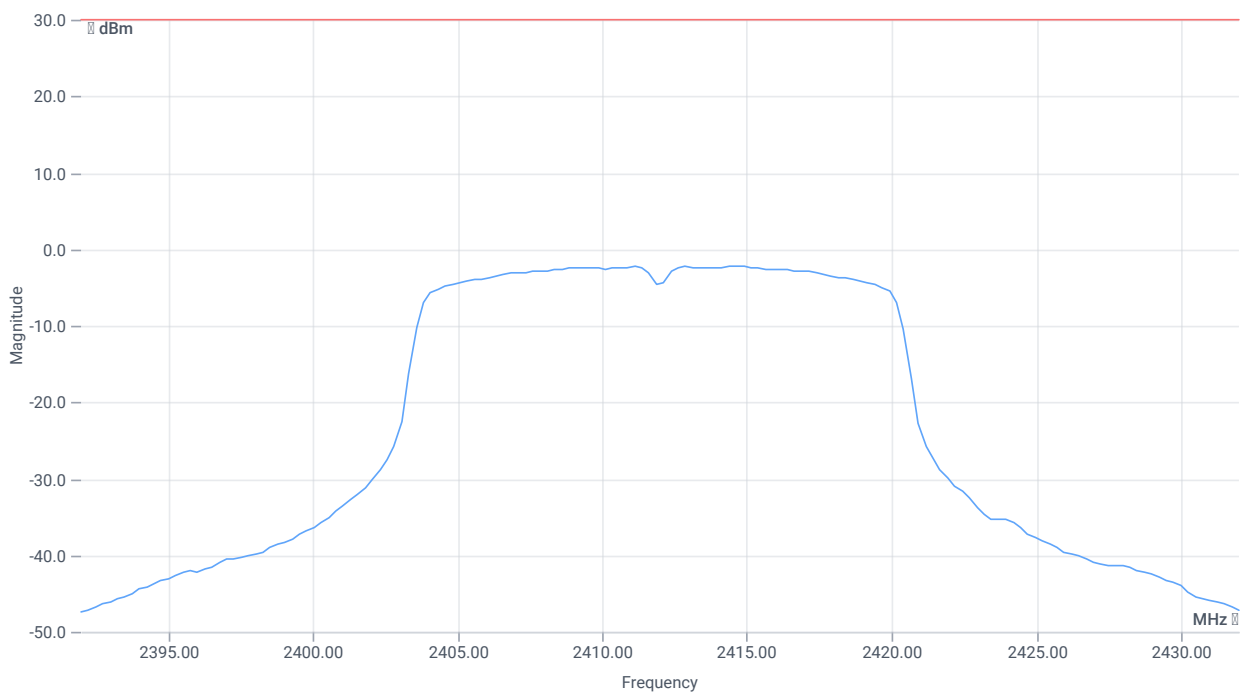
### Duty Cycle evaluation

DESCRIPTION	LOWER LIMIT	UPPER LIMIT	MEASURED	UNIT	VERDICT
Duty Cycle min	--	--	0	dB	DC > 98% defined

## Avg output power SA DTS

### READ SA SETTINGS:

RefLevel [dBm]   RefLevelOffset [dB]   InpAtt [dB]	19.92   13.85   25
Start [MHz]   Stop [MHz]	2392.000   2432.000
RBW [MHz]   VBW [MHz]	0.500000   2.000000
Detector   TraceMode	RMS   AVER
Sweep: time [ms]   count   points per Section   type	500   100   160   SWE



Avg output power SA DTS

**RESULT (Channel power method)**

DESCRIPTION	LOWER LIMIT	UPPER LIMIT	MEASURED	UNIT	VERDICT
Avg output power uncorrected	--	--	11.75	dBm	INFO
Duty cycle correction	--	--	0	dB	INFO
Avg power DC corrected	--	30	11.75	dBm	PASS

Verdict

PASS

## FCC 15.247 # Avg output power SA DTS ~ WLAN2G4 g mode

### References

TC start	16.10.2023 15:26:44
Ambit temp [°C]   humidity [rel%]	27.7   28
System version	4.6.2.0
Standard   Version	FCC 15.247   NI
Method	ANSI C63.10-2013 Chapter 11.9.2.2.2 or .4
Description	FCC 15.247 Avg output power SA DTS - WLAN2G4 g mode
Information	

### EUT Common Settings WLAN2G4

Number of Antenna Ports	2
User Interaction	No

### Test Parameter

Technology to test	WLAN2G4 g mode
Antenna port used	1
Temperature	nom
Voltage	nom
Frequency low to test	False   Freq [MHz] 2412
Frequency mid to test	True   Freq [MHz] 2437
Frequency high to test	False   Freq [MHz] 2462
Auto control enabled power supply   Climatic Box	No   No
Additional path loss [dB]	0.7
Full path name   type	EUT - SignalingUnit - SpectrumAnalyzer

### Equipment

Signal analyzer,Rohde&Schwarz,FSV-40,1307.9002K40/101042,3.70
Switch matrix,CTCadvanced,SPM-4 NI DAQ,28016133,NI

## Test at TX 2437 MHz

RESULT: Reference Power cond.

DESCRIPTION	LOWER LIMIT	UPPER LIMIT	MEASURED	UNIT	VERDICT
Ref. Power 1MHz/1MHz cond.	--	--	9.54	dBm	INFO
Ref. Frequency	--	--	2439.900	MHz	INFO

## Evaluation max. Duty Cycle

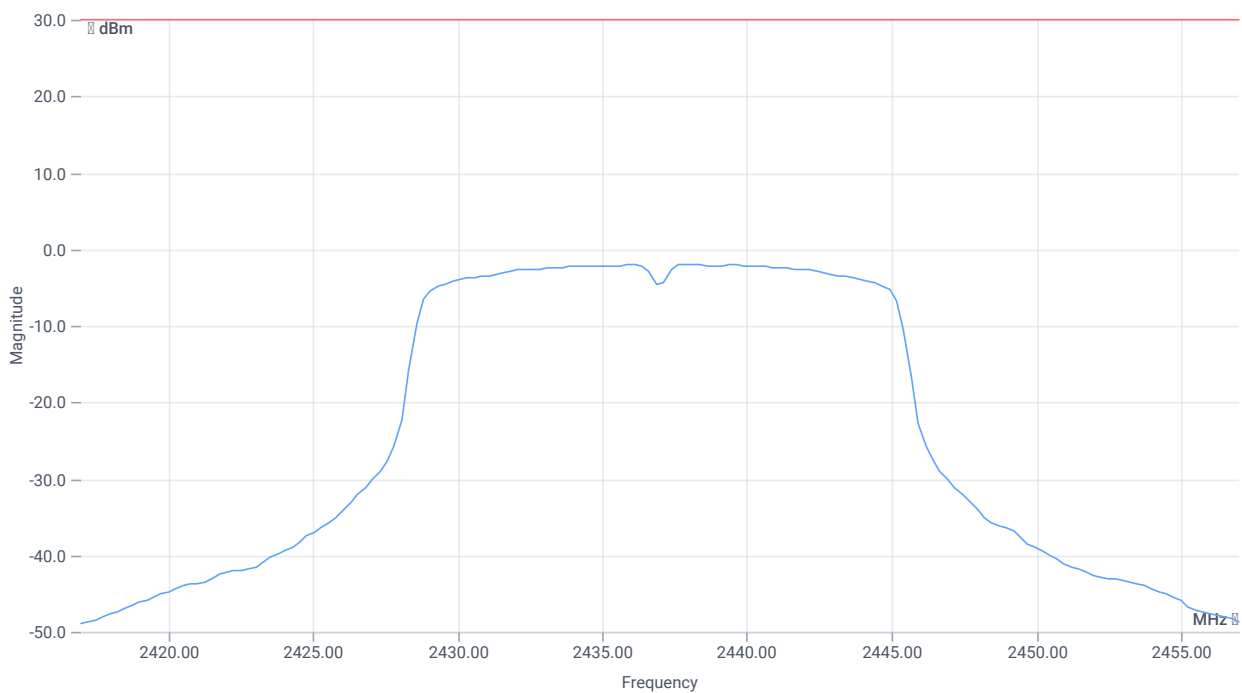
### Duty Cycle evaluation

DESCRIPTION	LOWER LIMIT	UPPER LIMIT	MEASURED	UNIT	VERDICT
Duty Cycle min	--	--	0	dB	DC > 98% defined

## Avg output power SA DTS

### READ SA SETTINGS:

RefLevel [dBm]   RefLevelOffset [dB]   InpAtt [dB]	19.54   14.01   20
Start [MHz]   Stop [MHz]	2417.000   2457.000
RBW [MHz]   VBW [MHz]	0.500000   2.000000
Detector   TraceMode	RMS   AVER
Sweep: time [ms]   count   points per Section   type	500   100   160   SWE



Avg output power SA DTS

**RESULT (Channel power method)**

DESCRIPTION	LOWER LIMIT	UPPER LIMIT	MEASURED	UNIT	VERDICT
Avg output power uncorrected	--	--	12.01	dBm	INFO
Duty cycle correction	--	--	0	dB	INFO
Avg power DC corrected	--	30	12.01	dBm	PASS

Verdict

PASS

## FCC 15.247 # Avg output power SA DTS ~ WLAN2G4 g mode

### References

TC start	16.10.2023 15:36:55
Ambit temp [°C]   humidity [rel%]	27.9   28
System version	4.6.2.0
Standard   Version	FCC 15.247   NI
Method	ANSI C63.10-2013 Chapter 11.9.2.2.2 or .4
Description	FCC 15.247 Avg output power SA DTS - WLAN2G4 g mode
Information	

### EUT Common Settings WLAN2G4

Number of Antenna Ports	2
User Interaction	No

### Test Parameter

Technology to test	WLAN2G4 g mode
Antenna port used	2
Temperature	nom
Voltage	nom
Frequency low to test	False   Freq [MHz] 2412
Frequency mid to test	True   Freq [MHz] 2437
Frequency high to test	False   Freq [MHz] 2462
Auto control enabled power supply   Climatic Box	No   No
Additional path loss [dB]	0.7
Full path name   type	EUT - SignalingUnit - SpectrumAnalyzer

### Equipment

Signal analyzer,Rohde&Schwarz,FSV-40,1307.9002K40/101042,3.70
Switch matrix,CTCadvanced,SPM-4 NI DAQ,28016133,NI



## Test at TX 2437 MHz

RESULT: Reference Power cond.

DESCRIPTION	LOWER LIMIT	UPPER LIMIT	MEASURED	UNIT	VERDICT
Ref. Power 1MHz/1MHz cond.	--	--	9.67	dBm	INFO
Ref. Frequency	--	--	2432.800	MHz	INFO

## Evaluation max. Duty Cycle

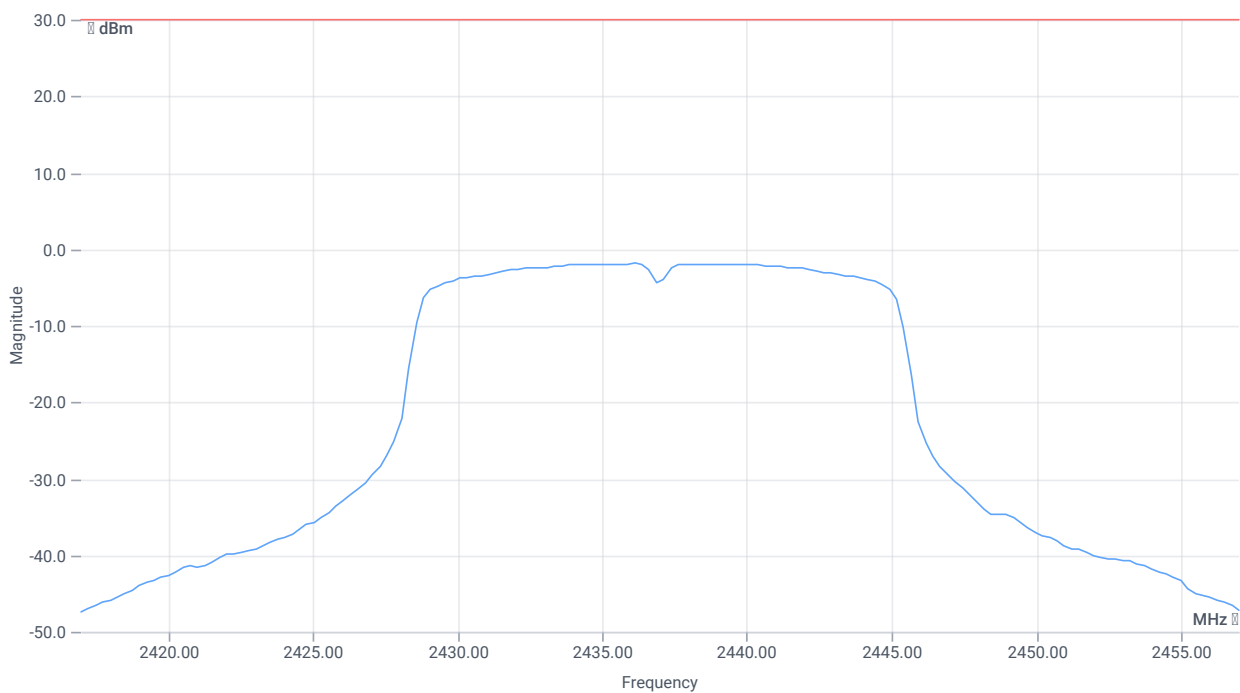
### Duty Cycle evaluation

DESCRIPTION	LOWER LIMIT	UPPER LIMIT	MEASURED	UNIT	VERDICT
Duty Cycle min	--	--	0	dB	DC > 98% defined

## Avg output power SA DTS

### READ SA SETTINGS:

RefLevel [dBm]   RefLevelOffset [dB]   InpAtt [dB]	19.67   14.01   20
Start [MHz]   Stop [MHz]	2417.000   2457.000
RBW [MHz]   VBW [MHz]	0.500000   2.000000
Detector   TraceMode	RMS   AVER
Sweep: time [ms]   count   points per Section   type	500   100   160   SWE



Avg output power SA DTS

RESULT (Channel power method)

DESCRIPTION	LOWER LIMIT	UPPER LIMIT	MEASURED	UNIT	VERDICT
Avg output power uncorrected	--	--	12.17	dBm	INFO
Duty cycle correction	--	--	0	dB	INFO
Avg power DC corrected	--	30	12.17	dBm	PASS

Verdict

PASS

## FCC 15.247 # Avg output power SA DTS ~ WLAN2G4 g mode

### References

TC start	16.10.2023 15:47:36
Ambit temp [°C]   humidity [rel%]	27.8   26
System version	4.6.2.0
Standard   Version	FCC 15.247   NI
Method	ANSI C63.10-2013 Chapter 11.9.2.2.2 or .4
Description	FCC 15.247 Avg output power SA DTS - WLAN2G4 g mode
Information	

### EUT Common Settings WLAN2G4

Number of Antenna Ports	2
User Interaction	No

### Test Parameter

Technology to test	WLAN2G4 g mode
Antenna port used	1
Temperature	nom
Voltage	nom
Frequency low to test	False   Freq [MHz] 2412
Frequency mid to test	False   Freq [MHz] 2437
Frequency high to test	True   Freq [MHz] 2462
Auto control enabled power supply   Climatic Box	No   No
Additional path loss [dB]	0.7
Full path name   type	EUT - SignalingUnit - SpectrumAnalyzer

### Equipment

Signal analyzer,Rohde&Schwarz,FSV-40,1307.9002K40/101042,3.70
Switch matrix,CTCadvanced,SPM-4 NI DAQ,28016133,NI

## Test at TX 2462 MHz

RESULT: Reference Power cond.

DESCRIPTION	LOWER LIMIT	UPPER LIMIT	MEASURED	UNIT	VERDICT
Ref. Power 1MHz/1MHz cond.	--	--	10.21	dBm	INFO
Ref. Frequency	--	--	2464.600	MHz	INFO

## Evaluation max. Duty Cycle

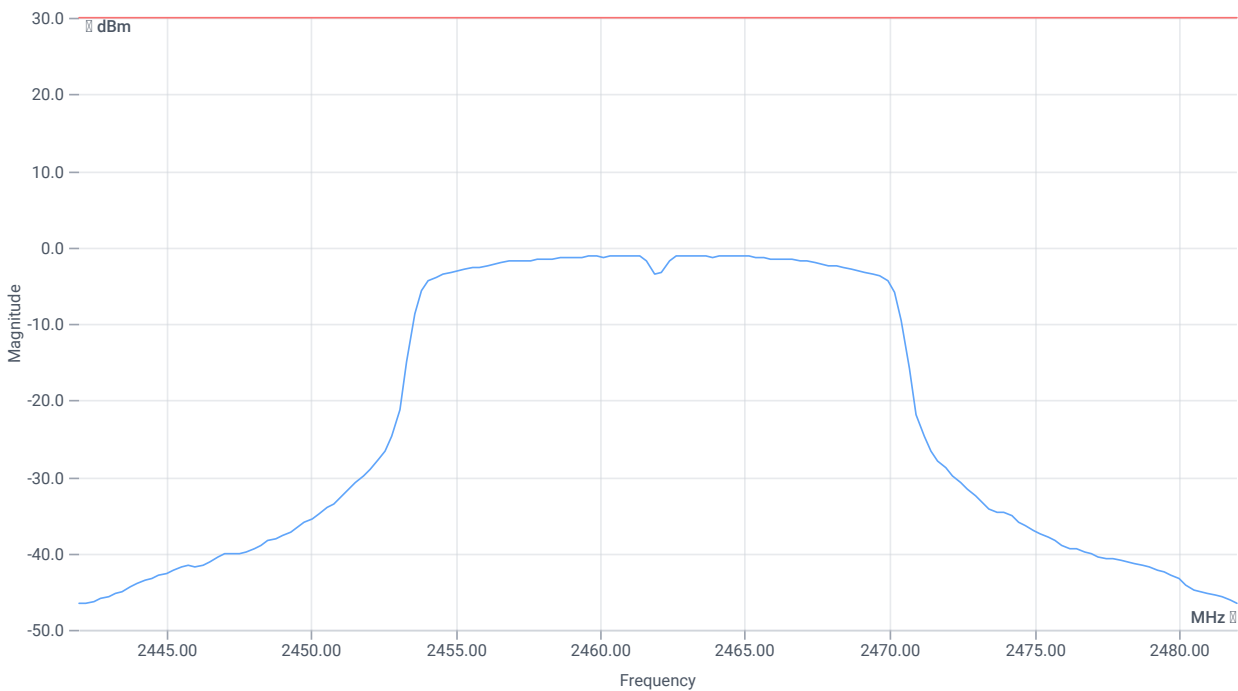
### Duty Cycle evaluation

DESCRIPTION	LOWER LIMIT	UPPER LIMIT	MEASURED	UNIT	VERDICT
Duty Cycle min	--	--	0	dB	DC > 98% defined

## Avg output power SA DTS

### READ SA SETTINGS:

RefLevel [dBm]   RefLevelOffset [dB]   InpAtt [dB]	20.21   14.14   25
Start [MHz]   Stop [MHz]	2442.000   2482.000
RBW [MHz]   VBW [MHz]	0.500000   2.000000
Detector   TraceMode	RMS   AVER
Sweep: time [ms]   count   points per Section   type	500   100   160   SWE



Avg output power SA DTS

**RESULT (Channel power method)**

DESCRIPTION	LOWER LIMIT	UPPER LIMIT	MEASURED	UNIT	VERDICT
Avg output power uncorrected	--	--	12.96	dBm	INFO
Duty cycle correction	--	--	0	dB	INFO
Avg power DC corrected	--	30	12.96	dBm	PASS

Verdict

PASS

## FCC 15.247 # Avg output power SA DTS ~ WLAN2G4 g mode

### References

TC start	16.10.2023 15:57:47
Ambit temp [°C]   humidity [rel%]	27.3   26
System version	4.6.2.0
Standard   Version	FCC 15.247   NI
Method	ANSI C63.10-2013 Chapter 11.9.2.2.2 or .4
Description	FCC 15.247 Avg output power SA DTS - WLAN2G4 g mode
Information	

### EUT Common Settings WLAN2G4

Number of Antenna Ports	2
User Interaction	No

### Test Parameter

Technology to test	WLAN2G4 g mode
Antenna port used	2
Temperature	nom
Voltage	nom
Frequency low to test	False   Freq [MHz] 2412
Frequency mid to test	False   Freq [MHz] 2437
Frequency high to test	True   Freq [MHz] 2462
Auto control enabled power supply   Climatic Box	No   No
Additional path loss [dB]	0.7
Full path name   type	EUT - SignalingUnit - SpectrumAnalyzer

### Equipment

Signal analyzer,Rohde&Schwarz,FSV-40,1307.9002K40/101042,3.70
Switch matrix,CTCadvanced,SPM-4 NI DAQ,28016133,NI

## Test at TX 2462 MHz

RESULT: Reference Power cond.

DESCRIPTION	LOWER LIMIT	UPPER LIMIT	MEASURED	UNIT	VERDICT
Ref. Power 1MHz/1MHz cond.	--	--	10.42	dBm	INFO
Ref. Frequency	--	--	2459.800	MHz	INFO

## Evaluation max. Duty Cycle

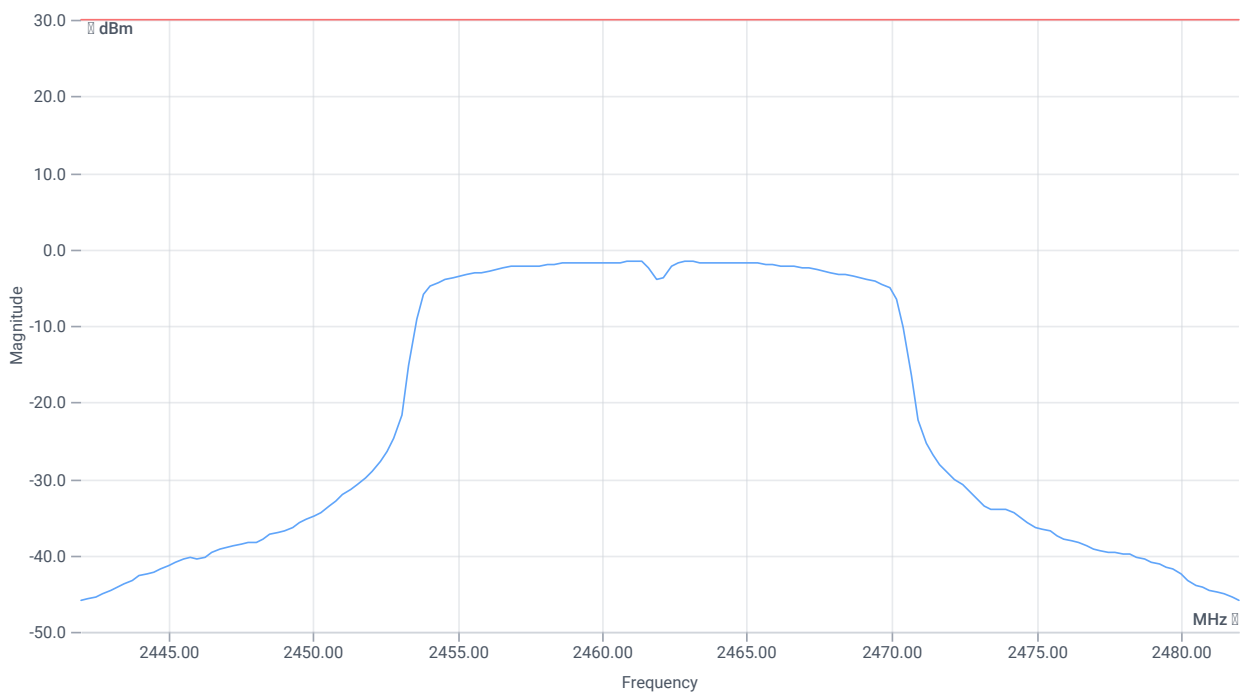
### Duty Cycle evaluation

DESCRIPTION	LOWER LIMIT	UPPER LIMIT	MEASURED	UNIT	VERDICT
Duty Cycle min	--	--	0	dB	DC > 98% defined

## Avg output power SA DTS

### READ SA SETTINGS:

RefLevel [dBm]   RefLevelOffset [dB]   InpAtt [dB]	20.42   14.14   25
Start [MHz]   Stop [MHz]	2442.000   2482.000
RBW [MHz]   VBW [MHz]	0.500000   2.000000
Detector   TraceMode	RMS   AVER
Sweep: time [ms]   count   points per Section   type	500   100   160   SWE



Avg output power SA DTS

**RESULT (Channel power method)**

DESCRIPTION	LOWER LIMIT	UPPER LIMIT	MEASURED	UNIT	VERDICT
Avg output power uncorrected	--	--	12.44	dBm	INFO
Duty cycle correction	--	--	0	dB	INFO
Avg power DC corrected	--	30	12.44	dBm	PASS

Verdict

PASS



## FCC 15.247 # Avg output power SA DTS ~ WLAN2G4 n-HT20 mode

### References

TC start	16.10.2023 16:11:23
Ambit temp [°C]   humidity [rel%]	27.3   27
System version	4.6.2.0
Standard   Version	FCC 15.247   NI
Method	ANSI C63.10-2013 Chapter 11.9.2.2.2 or .4
Description	FCC 15.247 Avg output power SA DTS - WLAN2G4 n-HT20 mode
Information	

### EUT Common Settings WLAN2G4

Number of Antenna Ports	2
User Interaction	No

### Test Parameter

Technology to test	WLAN2G4 n-HT20 mode
Antenna port used	1
Temperature	nom
Voltage	nom
Frequency low to test	True   Freq [MHz] 2412
Frequency mid to test	False   Freq [MHz] 2437
Frequency high to test	False   Freq [MHz] 2462
Auto control enabled power supply   Climatic Box	No   No
Additional path loss [dB]	0.7
Full path name   type	EUT - SignalingUnit - SpectrumAnalyzer

### Equipment

Signal analyzer,Rohde&Schwarz,FSV-40,1307.9002K40/101042,3.70
Switch matrix,CTCadvanced,SPM-4 NI DAQ,28016133,NI

## Test at TX 2412 MHz

RESULT: Reference Power cond.

DESCRIPTION	LOWER LIMIT	UPPER LIMIT	MEASURED	UNIT	VERDICT
Ref. Power 1MHz/1MHz cond.	--	--	9.77	dBm	INFO
Ref. Frequency	--	--	2415.300	MHz	INFO

## Evaluation max. Duty Cycle

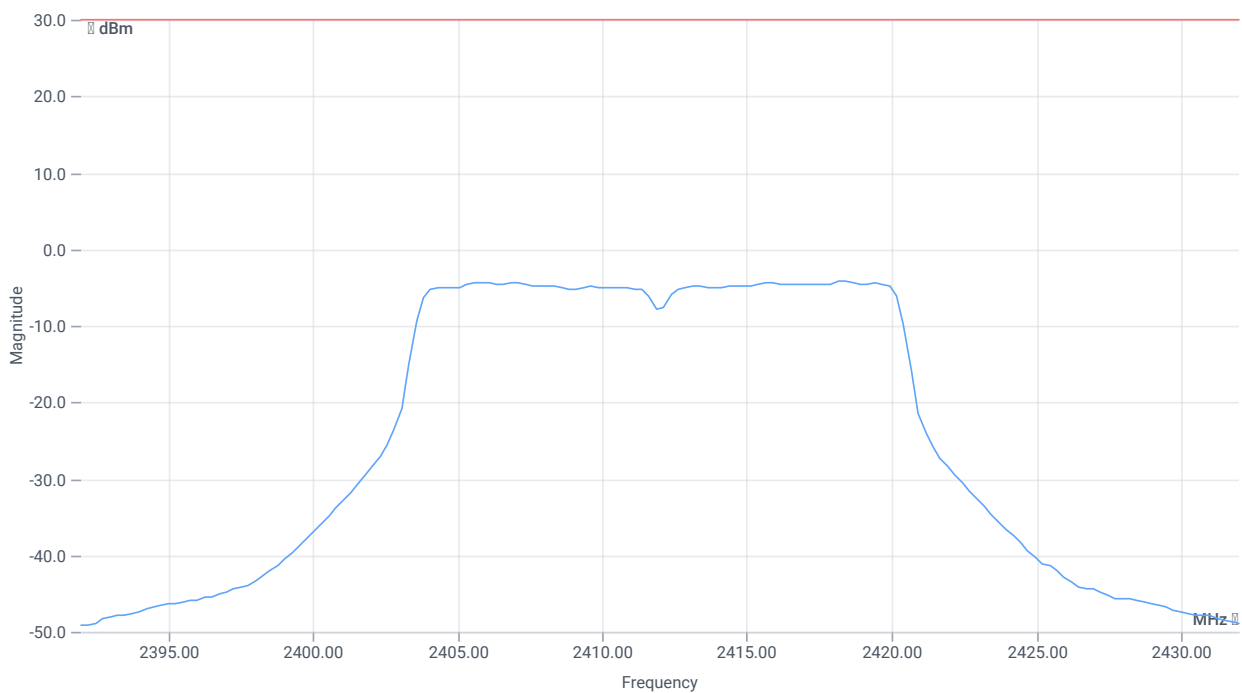
### Duty Cycle evaluation

DESCRIPTION	LOWER LIMIT	UPPER LIMIT	MEASURED	UNIT	VERDICT
Duty Cycle min	--	--	0	dB	DC > 98% defined

## Avg output power SA DTS

### READ SA SETTINGS:

RefLevel [dBm]   RefLevelOffset [dB]   InpAtt [dB]	19.77   13.85   20
Start [MHz]   Stop [MHz]	2392.000   2432.000
RBW [MHz]   VBW [MHz]	0.500000   2.000000
Detector   TraceMode	RMS   AVER
Sweep: time [ms]   count   points per Section   type	500   100   160   SWE



Avg output power SA DTS

**RESULT (Channel power method)**

DESCRIPTION	LOWER LIMIT	UPPER LIMIT	MEASURED	UNIT	VERDICT
Avg output power uncorrected	--	--	10.08	dBm	INFO
Duty cycle correction	--	--	0	dB	INFO
Avg power DC corrected	--	30	10.08	dBm	PASS

Verdict

PASS

## FCC 15.247 # Avg output power SA DTS ~ WLAN2G4 n-HT20 mode

### References

TC start	16.10.2023 16:21:36
Ambit temp [°C]   humidity [rel%]	27.5   27
System version	4.6.2.0
Standard   Version	FCC 15.247   NI
Method	ANSI C63.10-2013 Chapter 11.9.2.2.2 or .4
Description	FCC 15.247 Avg output power SA DTS - WLAN2G4 n-HT20 mode
Information	

### EUT Common Settings WLAN2G4

Number of Antenna Ports	2
User Interaction	No

### Test Parameter

Technology to test	WLAN2G4 n-HT20 mode
Antenna port used	2
Temperature	nom
Voltage	nom
Frequency low to test	True   Freq [MHz] 2412
Frequency mid to test	False   Freq [MHz] 2437
Frequency high to test	False   Freq [MHz] 2462
Auto control enabled power supply   Climatic Box	No   No
Additional path loss [dB]	0.7
Full path name   type	EUT - SignalingUnit - SpectrumAnalyzer

### Equipment

Signal analyzer,Rohde&Schwarz,FSV-40,1307.9002K40/101042,3.70
Switch matrix,CTCadvanced,SPM-4 NI DAQ,28016133,NI

## Test at TX 2412 MHz

RESULT: Reference Power cond.

DESCRIPTION	LOWER LIMIT	UPPER LIMIT	MEASURED	UNIT	VERDICT
Ref. Power 1MHz/1MHz cond.	--	--	9.29	dBm	INFO
Ref. Frequency	--	--	2417.000	MHz	INFO

## Evaluation max. Duty Cycle

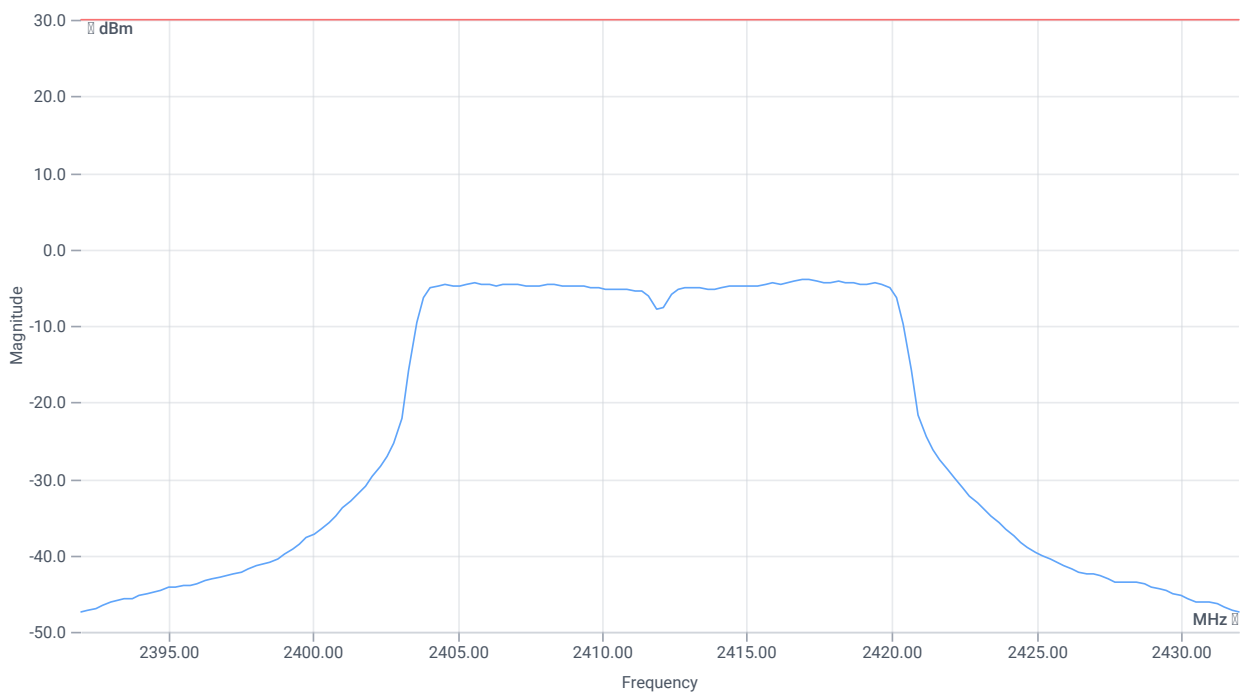
### Duty Cycle evaluation

DESCRIPTION	LOWER LIMIT	UPPER LIMIT	MEASURED	UNIT	VERDICT
Duty Cycle min	--	--	0	dB	DC > 98% defined

## Avg output power SA DTS

### READ SA SETTINGS:

RefLevel [dBm]   RefLevelOffset [dB]   InpAtt [dB]	19.29   13.85   20
Start [MHz]   Stop [MHz]	2392.000   2432.000
RBW [MHz]   VBW [MHz]	0.500000   2.000000
Detector   TraceMode	RMS   AVER
Sweep: time [ms]   count   points per Section   type	500   100   160   SWE



Avg output power SA DTS

**RESULT (Channel power method)**

DESCRIPTION	LOWER LIMIT	UPPER LIMIT	MEASURED	UNIT	VERDICT
Avg output power uncorrected	--	--	10.11	dBm	INFO
Duty cycle correction	--	--	0	dB	INFO
Avg power DC corrected	--	30	10.11	dBm	PASS

Verdict

PASS

## FCC 15.247 # Avg output power SA DTS ~ WLAN2G4 n-HT20 mode

### References

TC start	16.10.2023 16:32:22
Ambit temp [°C]   humidity [rel%]	27.7   27
System version	4.6.2.0
Standard   Version	FCC 15.247   NI
Method	ANSI C63.10-2013 Chapter 11.9.2.2.2 or .4
Description	FCC 15.247 Avg output power SA DTS - WLAN2G4 n-HT20 mode
Information	

### EUT Common Settings WLAN2G4

Number of Antenna Ports	2
User Interaction	No

### Test Parameter

Technology to test	WLAN2G4 n-HT20 mode
Antenna port used	1
Temperature	nom
Voltage	nom
Frequency low to test	False   Freq [MHz] 2412
Frequency mid to test	True   Freq [MHz] 2437
Frequency high to test	False   Freq [MHz] 2462
Auto control enabled power supply   Climatic Box	No   No
Additional path loss [dB]	0.7
Full path name   type	EUT - SignalingUnit - SpectrumAnalyzer

### Equipment

Signal analyzer,Rohde&Schwarz,FSV-40,1307.9002K40/101042,3.70
Switch matrix,CTCadvanced,SPM-4 NI DAQ,28016133,NI

## Test at TX 2437 MHz

RESULT: Reference Power cond.

DESCRIPTION	LOWER LIMIT	UPPER LIMIT	MEASURED	UNIT	VERDICT
Ref. Power 1MHz/1MHz cond.	--	--	9.66	dBm	INFO
Ref. Frequency	--	--	2440.200	MHz	INFO

## Evaluation max. Duty Cycle

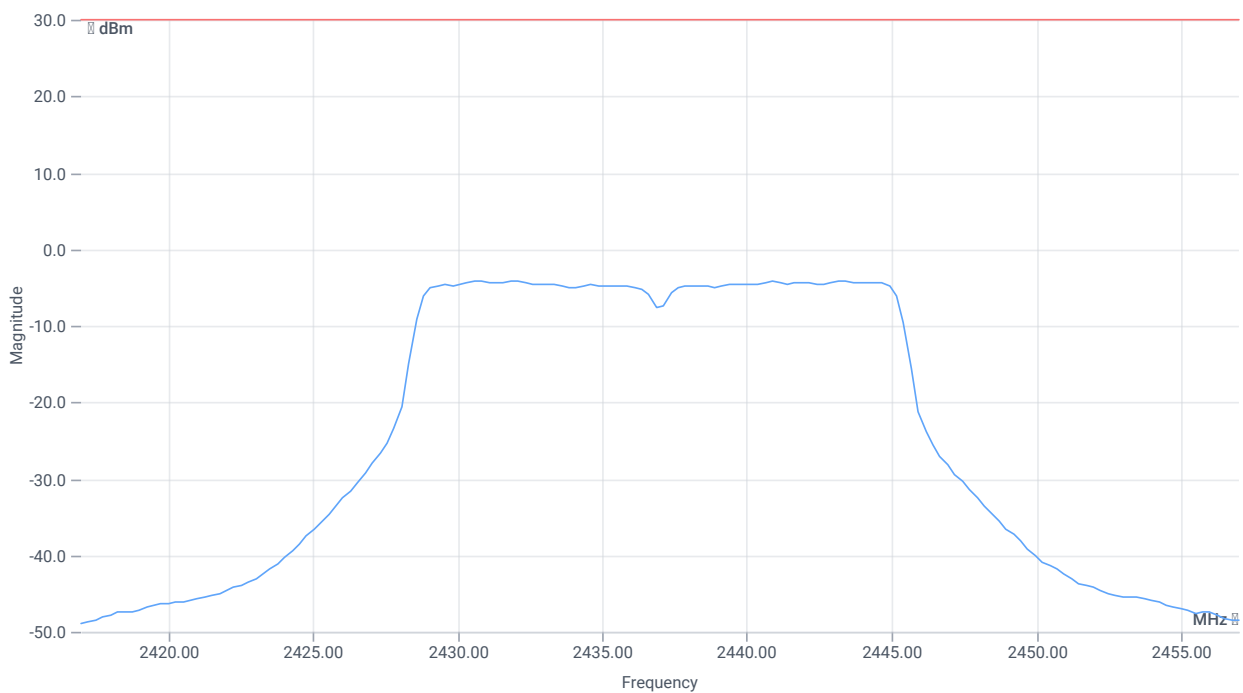
### Duty Cycle evaluation

DESCRIPTION	LOWER LIMIT	UPPER LIMIT	MEASURED	UNIT	VERDICT
Duty Cycle min	--	--	0	dB	DC > 98% defined

## Avg output power SA DTS

### READ SA SETTINGS:

RefLevel [dBm]   RefLevelOffset [dB]   InpAtt [dB]	19.66   14.01   20
Start [MHz]   Stop [MHz]	2417.000   2457.000
RBW [MHz]   VBW [MHz]	0.500000   2.000000
Detector   TraceMode	RMS   AVER
Sweep: time [ms]   count   points per Section   type	500   100   160   SWE



Avg output power SA DTS



**RESULT (Channel power method)**

DESCRIPTION	LOWER LIMIT	UPPER LIMIT	MEASURED	UNIT	VERDICT
Avg output power uncorrected	--	--	10.25	dBm	INFO
Duty cycle correction	--	--	0	dB	INFO
Avg power DC corrected	--	30	10.25	dBm	PASS

Verdict

PASS

## FCC 15.247 # Avg output power SA DTS ~ WLAN2G4 n-HT20 mode

### References

TC start	16.10.2023 16:42:35
Ambit temp [°C]   humidity [rel%]	27.8   26
System version	4.6.2.0
Standard   Version	FCC 15.247   NI
Method	ANSI C63.10-2013 Chapter 11.9.2.2.2 or .4
Description	FCC 15.247 Avg output power SA DTS - WLAN2G4 n-HT20 mode
Information	

### EUT Common Settings WLAN2G4

Number of Antenna Ports	2
User Interaction	No

### Test Parameter

Technology to test	WLAN2G4 n-HT20 mode
Antenna port used	2
Temperature	nom
Voltage	nom
Frequency low to test	False   Freq [MHz] 2412
Frequency mid to test	False   Freq [MHz] 2437
Frequency high to test	False   Freq [MHz] 2462
Auto control enabled power supply   Climatic Box	No   No
Additional path loss [dB]	0.7
Full path name   type	EUT - SignalingUnit - SpectrumAnalyzer

### Equipment

Signal analyzer,Rohde&Schwarz,FSV-40,1307.9002K40/101042,3.70
Switch matrix,CTCadvanced,SPM-4 NI DAQ,28016133,NI

### Verdict

PASS

## FCC 15.247 # Avg output power SA DTS ~ WLAN2G4 n-HT20 mode

### References

TC start	16.10.2023 16:52:01
Ambit temp [°C]   humidity [rel%]	27.9   26
System version	4.6.2.0
Standard   Version	FCC 15.247   NI
Method	ANSI C63.10-2013 Chapter 11.9.2.2.2 or .4
Description	FCC 15.247 Avg output power SA DTS - WLAN2G4 n-HT20 mode
Information	

### EUT Common Settings WLAN2G4

Number of Antenna Ports	2
User Interaction	No

### Test Parameter

Technology to test	WLAN2G4 n-HT20 mode
Antenna port used	1
Temperature	nom
Voltage	nom
Frequency low to test	False   Freq [MHz] 2412
Frequency mid to test	False   Freq [MHz] 2437
Frequency high to test	True   Freq [MHz] 2462
Auto control enabled power supply   Climatic Box	No   No
Additional path loss [dB]	0.7
Full path name   type	EUT - SignalingUnit - SpectrumAnalyzer

### Equipment

Signal analyzer,Rohde&Schwarz,FSV-40,1307.9002K40/101042,3.70
Switch matrix,CTCadvanced,SPM-4 NI DAQ,28016133,NI

## Test at TX 2462 MHz

RESULT: Reference Power cond.

DESCRIPTION	LOWER LIMIT	UPPER LIMIT	MEASURED	UNIT	VERDICT
Ref. Power 1MHz/1MHz cond.	--	--	9.83	dBm	INFO
Ref. Frequency	--	--	2458.800	MHz	INFO

## Evaluation max. Duty Cycle

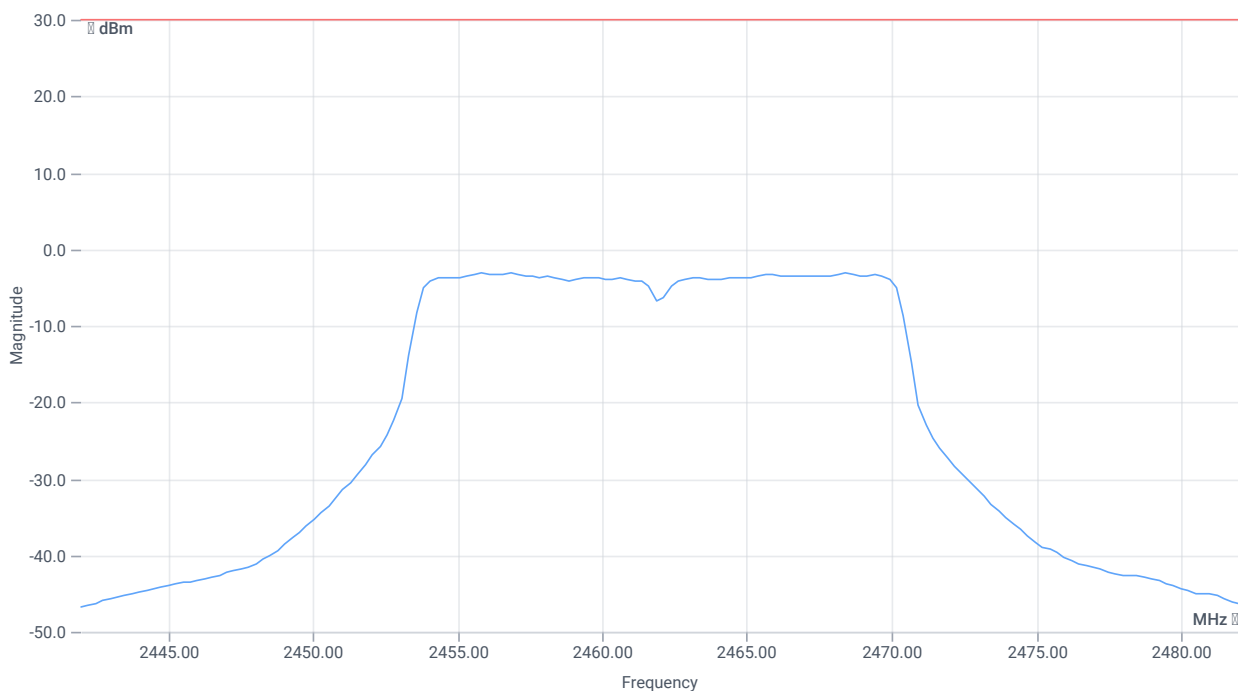
### Duty Cycle evaluation

DESCRIPTION	LOWER LIMIT	UPPER LIMIT	MEASURED	UNIT	VERDICT
Duty Cycle min	--	--	0	dB	DC > 98% defined

## Avg output power SA DTS

### READ SA SETTINGS:

RefLevel [dBm]   RefLevelOffset [dB]   InpAtt [dB]	19.83   14.14   20
Start [MHz]   Stop [MHz]	2442.000   2482.000
RBW [MHz]   VBW [MHz]	0.500000   2.000000
Detector   TraceMode	RMS   AVER
Sweep: time [ms]   count   points per Section   type	500   100   160   SWE



Avg output power SA DTS

**RESULT (Channel power method)**

DESCRIPTION	LOWER LIMIT	UPPER LIMIT	MEASURED	UNIT	VERDICT
Avg output power uncorrected	--	--	11.21	dBm	INFO
Duty cycle correction	--	--	0	dB	INFO
Avg power DC corrected	--	30	11.21	dBm	PASS

Verdict

PASS

## FCC 15.247 # Avg output power SA DTS ~ WLAN2G4 n-HT20 mode

### References

TC start	16.10.2023 17:02:13
Ambit temp [°C]   humidity [rel%]	28.1   27
System version	4.6.2.0
Standard   Version	FCC 15.247   NI
Method	ANSI C63.10-2013 Chapter 11.9.2.2.2 or .4
Description	FCC 15.247 Avg output power SA DTS - WLAN2G4 n-HT20 mode
Information	

### EUT Common Settings WLAN2G4

Number of Antenna Ports	2
User Interaction	No

### Test Parameter

Technology to test	WLAN2G4 n-HT20 mode
Antenna port used	2
Temperature	nom
Voltage	nom
Frequency low to test	False   Freq [MHz] 2412
Frequency mid to test	False   Freq [MHz] 2437
Frequency high to test	True   Freq [MHz] 2462
Auto control enabled power supply   Climatic Box	No   No
Additional path loss [dB]	0.7
Full path name   type	EUT - SignalingUnit - SpectrumAnalyzer

### Equipment

Signal analyzer,Rohde&Schwarz,FSV-40,1307.9002K40/101042,3.70
Switch matrix,CTCadvanced,SPM-4 NI DAQ,28016133,NI

## Test at TX 2462 MHz

RESULT: Reference Power cond.

DESCRIPTION	LOWER LIMIT	UPPER LIMIT	MEASURED	UNIT	VERDICT
Ref. Power 1MHz/1MHz cond.	--	--	9.70	dBm	INFO
Ref. Frequency	--	--	2456.410	MHz	INFO

## Evaluation max. Duty Cycle

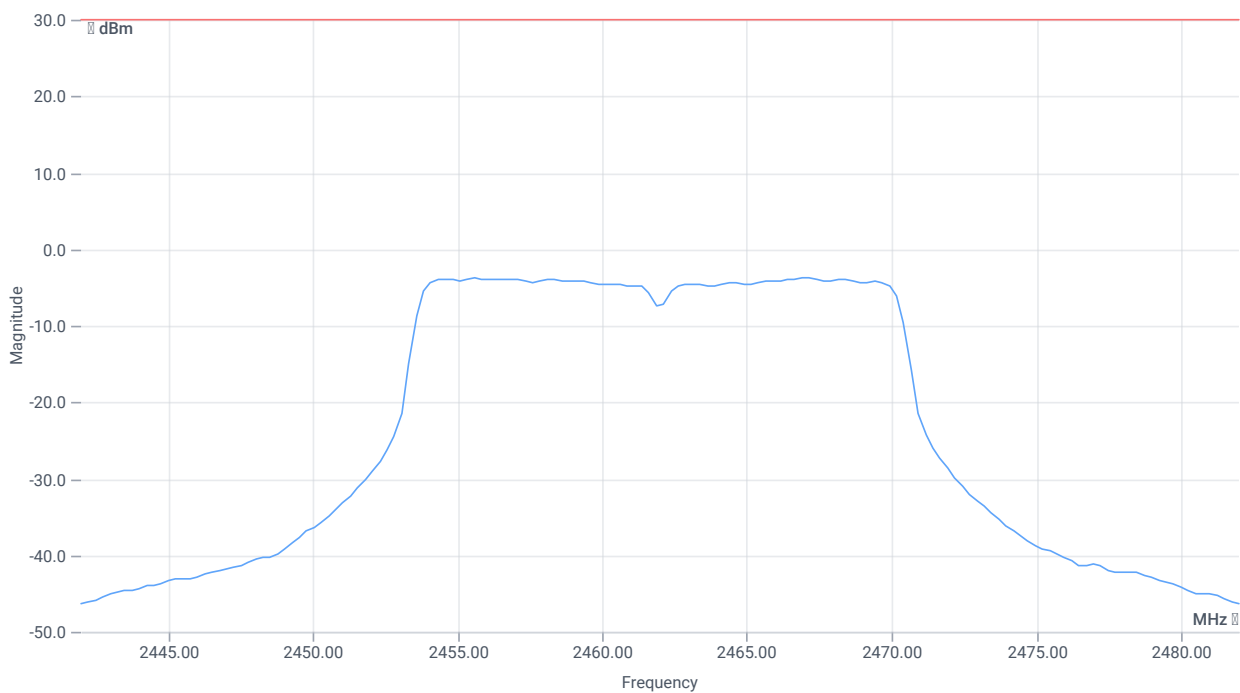
### Duty Cycle evaluation

DESCRIPTION	LOWER LIMIT	UPPER LIMIT	MEASURED	UNIT	VERDICT
Duty Cycle min	--	--	0	dB	DC > 98% defined

## Avg output power SA DTS

### READ SA SETTINGS:

RefLevel [dBm]   RefLevelOffset [dB]   InpAtt [dB]	19.70   14.14   20
Start [MHz]   Stop [MHz]	2442.000   2482.000
RBW [MHz]   VBW [MHz]	0.500000   2.000000
Detector   TraceMode	RMS   AVER
Sweep: time [ms]   count   points per Section   type	500   100   160   SWE



Avg output power SA DTS

**RESULT (Channel power method)**

DESCRIPTION	LOWER LIMIT	UPPER LIMIT	MEASURED	UNIT	VERDICT
Avg output power uncorrected	--	--	10.57	dBm	INFO
Duty cycle correction	--	--	0	dB	INFO
Avg power DC corrected	--	30	10.57	dBm	PASS

Verdict

PASS



## FCC 15.247 # Avg psd DTS ~ WLAN2G4 b mode

### References

TC start	16.10.2023 13:37:24
Ambit temp [°C]   humidity [rel%]	25.9   31
System version	4.6.2.0
Standard   Version	FCC 15.247   NI
Method	ANSI C63.10-2013 Chapter 11.10.5 or.3
Description	FCC 15.247 Avg psd DTS - WLAN2G4 b mode
Information	

### EUT Common Settings WLAN2G4

Number of Antenna Ports	2
User Interaction	No

### Test Parameter

Technology to test	WLAN2G4 b mode
Antenna port used	1
Temperature	nom
Voltage	nom
Frequency low to test	True   Freq [MHz] 2412
Frequency mid to test	False   Freq [MHz] 2437
Frequency high to test	False   Freq [MHz] 2462
Auto control enabled power supply   Climatic Box	No   No
Additional path loss [dB]	0.7
Full path name   type	EUT - SignalingUnit - SpectrumAnalyzer

### Equipment

Signal analyzer,Rohde&Schwarz,FSV-40,1307.9002K40/101042,3.70
Switch matrix,CTCadvanced,SPM-4 NI DAQ,28016133,NI

## Test at TX 2412 MHz

RESULT: Reference Power cond.

DESCRIPTION	LOWER LIMIT	UPPER LIMIT	MEASURED	UNIT	VERDICT
Ref. Power 1MHz/1MHz cond.	--	--	10.51	dBm	INFO
Ref. Frequency	--	--	2413.100	MHz	INFO

## Evaluation max. Duty Cycle

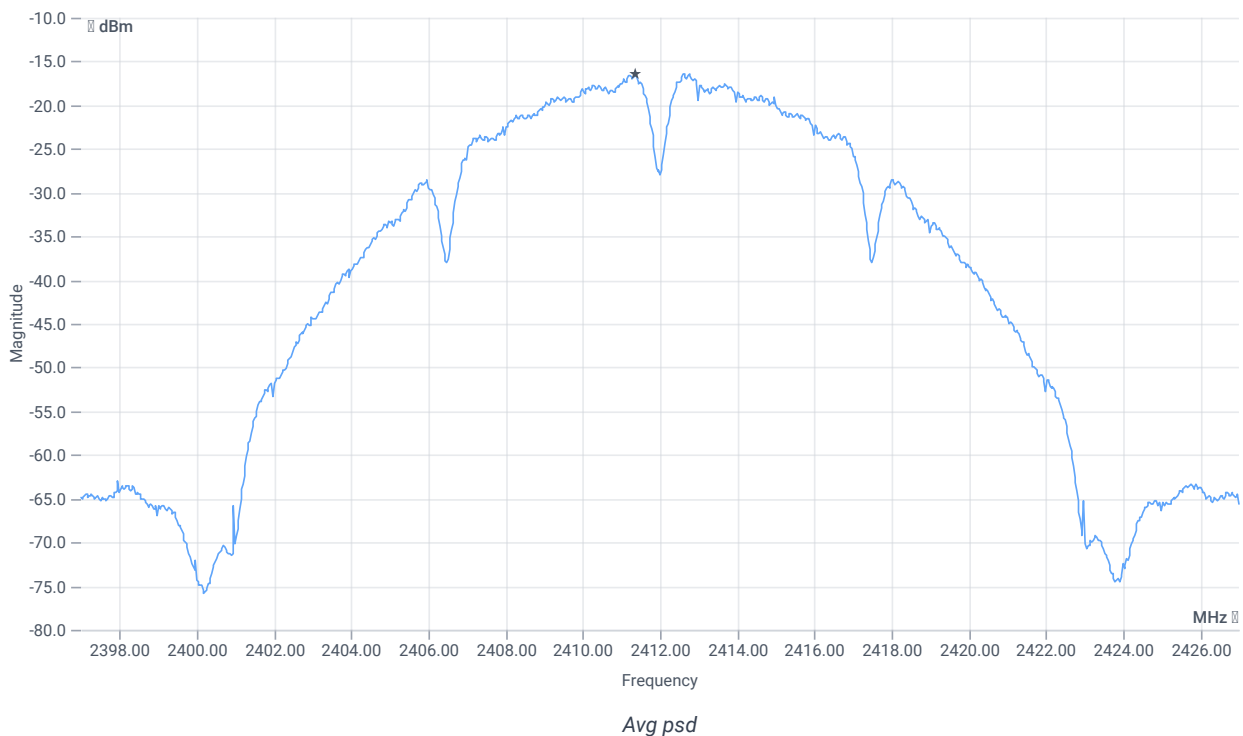
### Duty Cycle evaluation

DESCRIPTION	LOWER LIMIT	UPPER LIMIT	MEASURED	UNIT	VERDICT
Duty Cycle min	--	--	0	dB	DC > 98% defined

## Avg. psd

### READ SA SETTINGS:

RefLevel [dBm]   RefLevelOffset [dB]   InpAtt [dB]	15.51   13.85   20
Start [MHz]   Stop [MHz]	2397.000   2427.000
RBW [MHz]   VBW [MHz]	0.003000   0.010000
Detector   TraceMode	RMS   AVER
Sweep: time [ms]   count   points per Section   type	334   100   1001   SWE



**RESULT**

DESCRIPTION	LOWER LIMIT	UPPER LIMIT	MEASURED	UNIT	VERDICT
Avg psd uncorrected	--	--	-16.48	dBm	INFO
Duty cycle correction	--	--	0	dB	INFO
Avg psd DC corrected	--	8	-16.48	dBm/3kHz	PASS

Verdict

PASS

## FCC 15.247 # Avg psd DTS ~ WLAN2G4 b mode

### References

TC start	16.10.2023 13:47:37
Ambit temp [°C]   humidity [rel%]	26.2   30
System version	4.6.2.0
Standard   Version	FCC 15.247   NI
Method	ANSI C63.10-2013 Chapter 11.10.5 or.3
Description	FCC 15.247 Avg psd DTS - WLAN2G4 b mode
Information	

### EUT Common Settings WLAN2G4

Number of Antenna Ports	2
User Interaction	No

### Test Parameter

Technology to test	WLAN2G4 b mode
Antenna port used	2
Temperature	nom
Voltage	nom
Frequency low to test	True   Freq [MHz] 2412
Frequency mid to test	False   Freq [MHz] 2437
Frequency high to test	False   Freq [MHz] 2462
Auto control enabled power supply   Climatic Box	No   No
Additional path loss [dB]	0.7
Full path name   type	EUT - SignalingUnit - SpectrumAnalyzer

### Equipment

Signal analyzer,Rohde&Schwarz,FSV-40,1307.9002K40/101042,3.70
Switch matrix,CTCadvanced,SPM-4 NI DAQ,28016133,NI

## Test at TX 2412 MHz

RESULT: Reference Power cond.

DESCRIPTION	LOWER LIMIT	UPPER LIMIT	MEASURED	UNIT	VERDICT
Ref. Power 1MHz/1MHz cond.	--	--	11.15	dBm	INFO
Ref. Frequency	--	--	2413.200	MHz	INFO

## Evaluation max. Duty Cycle

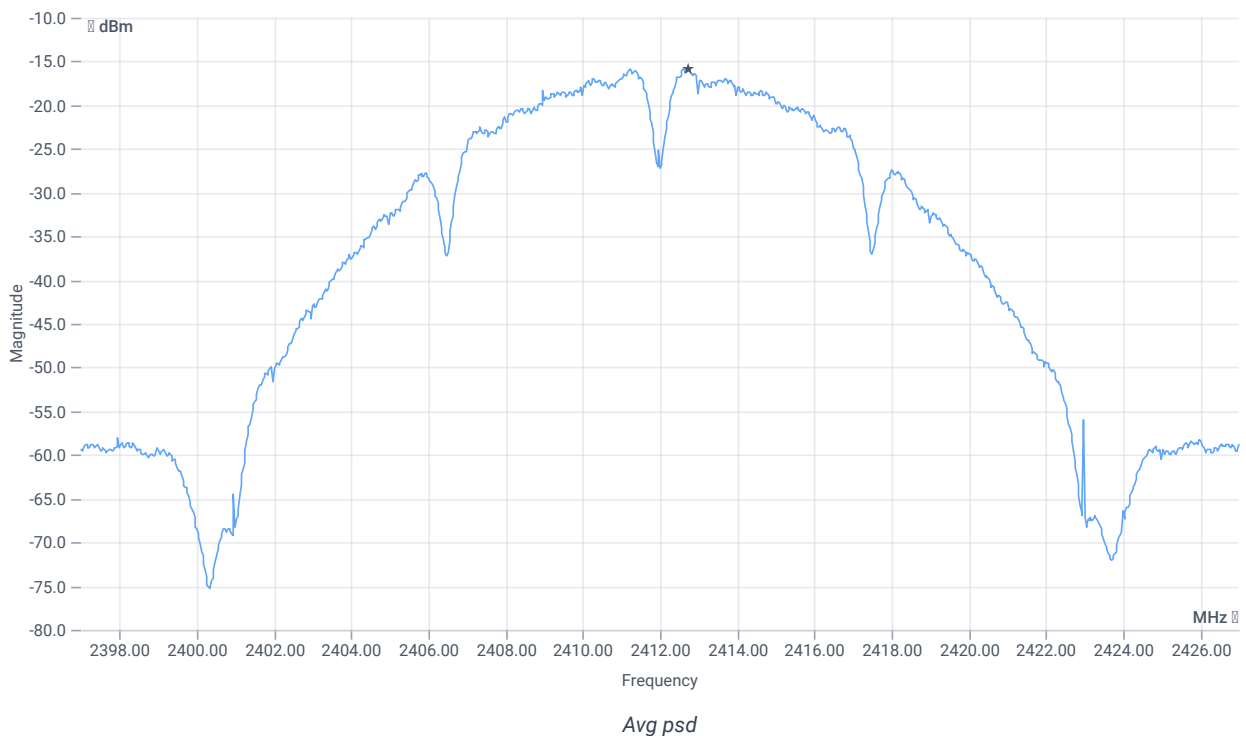
### Duty Cycle evaluation

DESCRIPTION	LOWER LIMIT	UPPER LIMIT	MEASURED	UNIT	VERDICT
Duty Cycle min	--	--	0	dB	DC > 98% defined

## Avg. psd

### READ SA SETTINGS:

RefLevel [dBm]   RefLevelOffset [dB]   InpAtt [dB]	16.15   13.85   20
Start [MHz]   Stop [MHz]	2397.000   2427.000
RBW [MHz]   VBW [MHz]	0.003000   0.010000
Detector   TraceMode	RMS   AVER
Sweep: time [ms]   count   points per Section   type	334   100   1001   SWE



**RESULT**

DESCRIPTION	LOWER LIMIT	UPPER LIMIT	MEASURED	UNIT	VERDICT
Avg psd uncorrected	--	--	-15.91	dBm	INFO
Duty cycle correction	--	--	0	dB	INFO
Avg psd DC corrected	--	8	-15.91	dBm/3kHz	PASS

Verdict

PASS

## FCC 15.247 # Avg psd DTS ~ WLAN2G4 b mode

### References

TC start	16.10.2023 14:05:16
Ambit temp [°C]   humidity [rel%]	26.7   30
System version	4.6.2.0
Standard   Version	FCC 15.247   NI
Method	ANSI C63.10-2013 Chapter 11.10.5 or.3
Description	FCC 15.247 Avg psd DTS - WLAN2G4 b mode
Information	

### EUT Common Settings WLAN2G4

Number of Antenna Ports	2
User Interaction	No

### Test Parameter

Technology to test	WLAN2G4 b mode
Antenna port used	1
Temperature	nom
Voltage	nom
Frequency low to test	False   Freq [MHz] 2412
Frequency mid to test	True   Freq [MHz] 2437
Frequency high to test	False   Freq [MHz] 2462
Auto control enabled power supply   Climatic Box	No   No
Additional path loss [dB]	0.7
Full path name   type	EUT - SignalingUnit - SpectrumAnalyzer

### Equipment

Signal analyzer,Rohde&Schwarz,FSV-40,1307.9002K40/101042,3.70
Switch matrix,CTCadvanced,SPM-4 NI DAQ,28016133,NI

## Test at TX 2437 MHz

RESULT: Reference Power cond.

DESCRIPTION	LOWER LIMIT	UPPER LIMIT	MEASURED	UNIT	VERDICT
Ref. Power 1MHz/1MHz cond.	--	--	11.29	dBm	INFO
Ref. Frequency	--	--	2438.200	MHz	INFO

## Evaluation max. Duty Cycle

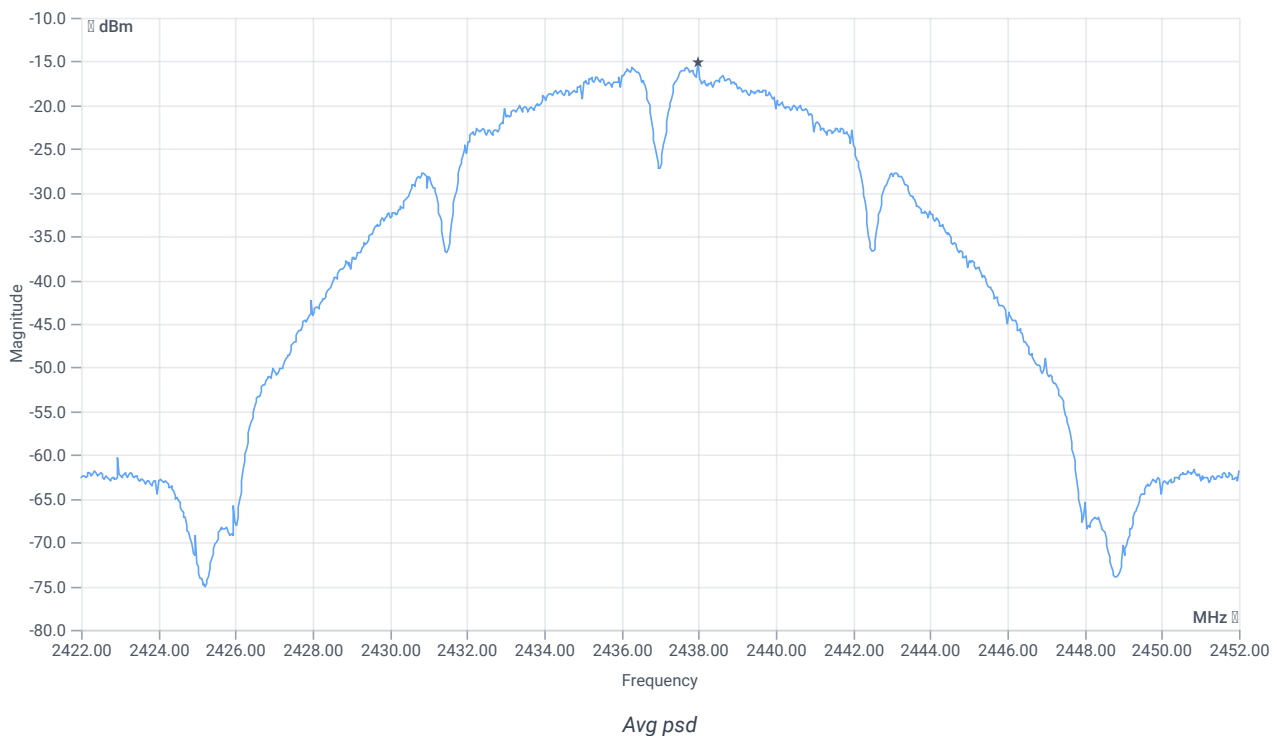
### Duty Cycle evaluation

DESCRIPTION	LOWER LIMIT	UPPER LIMIT	MEASURED	UNIT	VERDICT
Duty Cycle min	--	--	0	dB	DC > 98% defined

## Avg. psd

### READ SA SETTINGS:

RefLevel [dBm]   RefLevelOffset [dB]   InpAtt [dB]	16.29   14.01   20
Start [MHz]   Stop [MHz]	2422.000   2452.000
RBW [MHz]   VBW [MHz]	0.003000   0.010000
Detector   TraceMode	RMS   AVER
Sweep: time [ms]   count   points per Section   type	334   100   1001   SWE





**RESULT**

DESCRIPTION	LOWER LIMIT	UPPER LIMIT	MEASURED	UNIT	VERDICT
Avg psd uncorrected	--	--	-15.18	dBm	INFO
Duty cycle correction	--	--	0	dB	INFO
Avg psd DC corrected	--	8	-15.18	dBm/3kHz	PASS

Verdict

PASS

## FCC 15.247 # Avg psd DTS ~ WLAN2G4 b mode

### References

TC start	16.10.2023 14:17:21
Ambit temp [°C]   humidity [rel%]	27.1   30
System version	4.6.2.0
Standard   Version	FCC 15.247   NI
Method	ANSI C63.10-2013 Chapter 11.10.5 or.3
Description	FCC 15.247 Avg psd DTS - WLAN2G4 b mode
Information	

### EUT Common Settings WLAN2G4

Number of Antenna Ports	2
User Interaction	No

### Test Parameter

Technology to test	WLAN2G4 b mode
Antenna port used	2
Temperature	nom
Voltage	nom
Frequency low to test	False   Freq [MHz] 2412
Frequency mid to test	True   Freq [MHz] 2437
Frequency high to test	False   Freq [MHz] 2462
Auto control enabled power supply   Climatic Box	No   No
Additional path loss [dB]	0.7
Full path name   type	EUT - SignalingUnit - SpectrumAnalyzer

### Equipment

Signal analyzer,Rohde&Schwarz,FSV-40,1307.9002K40/101042,3.70
Switch matrix,CTCadvanced,SPM-4 NI DAQ,28016133,NI

## Test at TX 2437 MHz

RESULT: Reference Power cond.

DESCRIPTION	LOWER LIMIT	UPPER LIMIT	MEASURED	UNIT	VERDICT
Ref. Power 1MHz/1MHz cond.	--	--	11.70	dBm	INFO
Ref. Frequency	--	--	2438.200	MHz	INFO

## Evaluation max. Duty Cycle

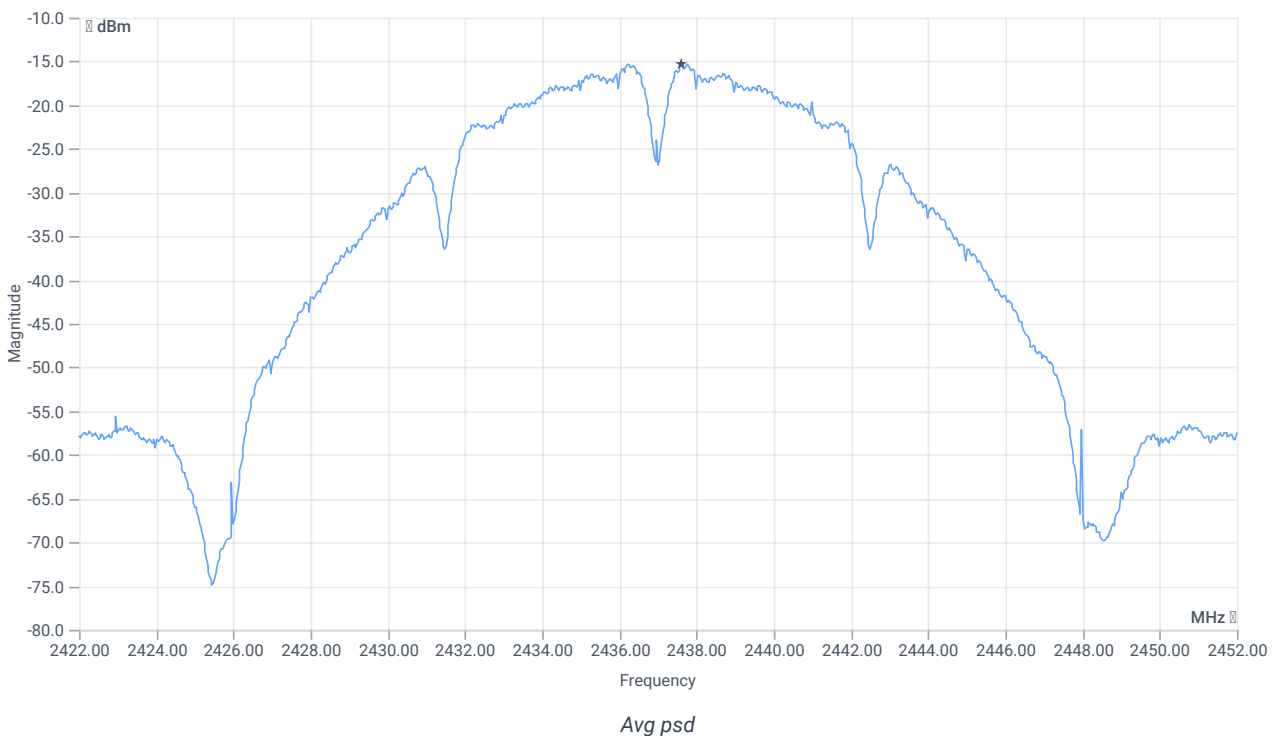
### Duty Cycle evaluation

DESCRIPTION	LOWER LIMIT	UPPER LIMIT	MEASURED	UNIT	VERDICT
Duty Cycle min	--	--	0	dB	DC > 98% defined

## Avg. psd

### READ SA SETTINGS:

RefLevel [dBm]   RefLevelOffset [dB]   InpAtt [dB]	16.70   14.01   20
Start [MHz]   Stop [MHz]	2422.000   2452.000
RBW [MHz]   VBW [MHz]	0.003000   0.010000
Detector   TraceMode	RMS   AVER
Sweep: time [ms]   count   points per Section   type	334   100   1001   SWE



**RESULT**

DESCRIPTION	LOWER LIMIT	UPPER LIMIT	MEASURED	UNIT	VERDICT
Avg psd uncorrected	--	--	-15.27	dBm	INFO
Duty cycle correction	--	--	0	dB	INFO
Avg psd DC corrected	--	8	-15.27	dBm/3kHz	PASS

Verdict

PASS

## FCC 15.247 # Avg psd DTS ~ WLAN2G4 b mode

### References

TC start	16.10.2023 14:28:01
Ambit temp [°C]   humidity [rel%]	27.0   28
System version	4.6.2.0
Standard   Version	FCC 15.247   NI
Method	ANSI C63.10-2013 Chapter 11.10.5 or.3
Description	FCC 15.247 Avg psd DTS - WLAN2G4 b mode
Information	

### EUT Common Settings WLAN2G4

Number of Antenna Ports	2
User Interaction	No

### Test Parameter

Technology to test	WLAN2G4 b mode
Antenna port used	1
Temperature	nom
Voltage	nom
Frequency low to test	False   Freq [MHz] 2412
Frequency mid to test	False   Freq [MHz] 2437
Frequency high to test	True   Freq [MHz] 2462
Auto control enabled power supply   Climatic Box	No   No
Additional path loss [dB]	0.7
Full path name   type	EUT - SignalingUnit - SpectrumAnalyzer

### Equipment

Signal analyzer,Rohde&Schwarz,FSV-40,1307.9002K40/101042,3.70
Switch matrix,CTCadvanced,SPM-4 NI DAQ,28016133,NI

## Test at TX 2462 MHz

RESULT: Reference Power cond.

DESCRIPTION	LOWER LIMIT	UPPER LIMIT	MEASURED	UNIT	VERDICT
Ref. Power 1MHz/1MHz cond.	--	--	11.73	dBm	INFO
Ref. Frequency	--	--	2460.800	MHz	INFO

## Evaluation max. Duty Cycle

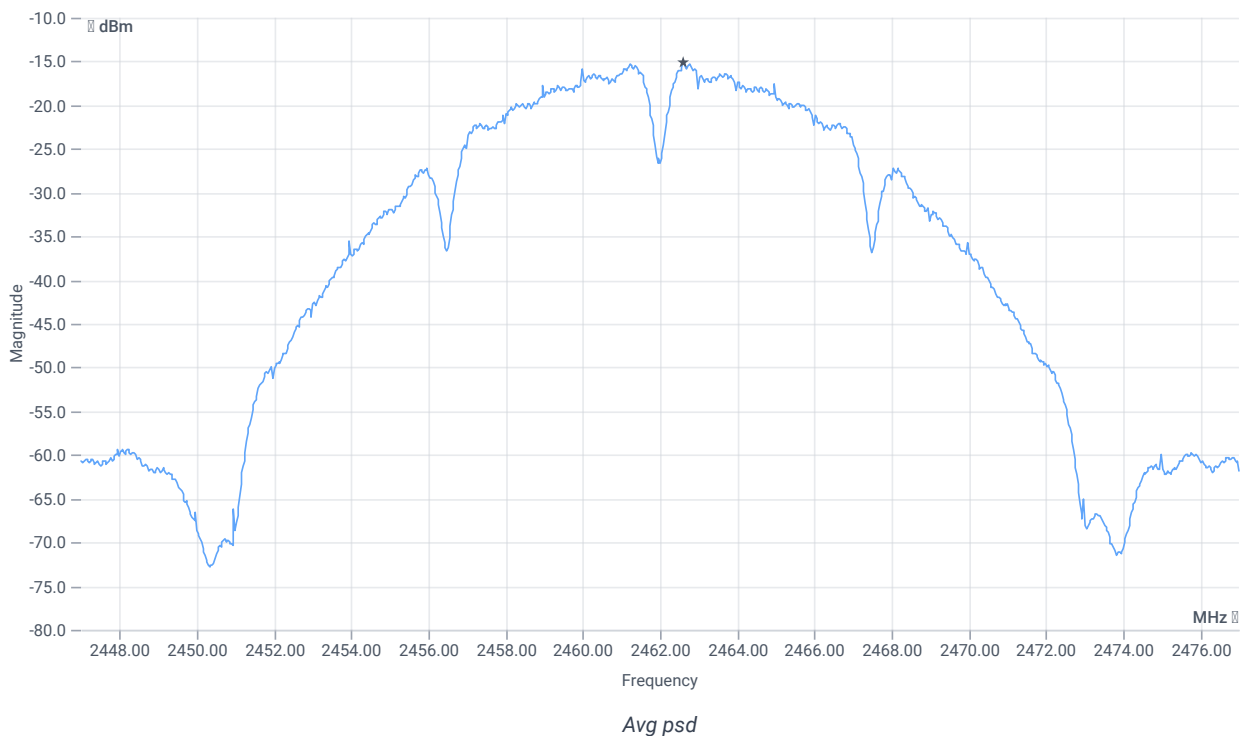
### Duty Cycle evaluation

DESCRIPTION	LOWER LIMIT	UPPER LIMIT	MEASURED	UNIT	VERDICT
Duty Cycle min	--	--	0	dB	DC > 98% defined

## Avg. psd

### READ SA SETTINGS:

RefLevel [dBm]   RefLevelOffset [dB]   InpAtt [dB]	16.73   14.14   20
Start [MHz]   Stop [MHz]	2447.000   2477.000
RBW [MHz]   VBW [MHz]	0.003000   0.010000
Detector   TraceMode	RMS   AVER
Sweep: time [ms]   count   points per Section   type	334   100   1001   SWE



**RESULT**

DESCRIPTION	LOWER LIMIT	UPPER LIMIT	MEASURED	UNIT	VERDICT
Avg psd uncorrected	--	--	-15.16	dBm	INFO
Duty cycle correction	--	--	0	dB	INFO
Avg psd DC corrected	--	8	-15.16	dBm/3kHz	PASS

Verdict

PASS

## FCC 15.247 # Avg psd DTS ~ WLAN2G4 b mode

### References

TC start	16.10.2023 14:38:13
Ambit temp [°C]   humidity [rel%]	27.3   28
System version	4.6.2.0
Standard   Version	FCC 15.247   NI
Method	ANSI C63.10-2013 Chapter 11.10.5 or.3
Description	FCC 15.247 Avg psd DTS - WLAN2G4 b mode
Information	

### EUT Common Settings WLAN2G4

Number of Antenna Ports	2
User Interaction	No

### Test Parameter

Technology to test	WLAN2G4 b mode
Antenna port used	2
Temperature	nom
Voltage	nom
Frequency low to test	False   Freq [MHz] 2412
Frequency mid to test	False   Freq [MHz] 2437
Frequency high to test	True   Freq [MHz] 2462
Auto control enabled power supply   Climatic Box	No   No
Additional path loss [dB]	0.7
Full path name   type	EUT - SignalingUnit - SpectrumAnalyzer

### Equipment

Signal analyzer,Rohde&Schwarz,FSV-40,1307.9002K40/101042,3.70
Switch matrix,CTCadvanced,SPM-4 NI DAQ,28016133,NI



## Test at TX 2462 MHz

RESULT: Reference Power cond.

DESCRIPTION	LOWER LIMIT	UPPER LIMIT	MEASURED	UNIT	VERDICT
Ref. Power 1MHz/1MHz cond.	--	--	11.97	dBm	INFO
Ref. Frequency	--	--	2460.800	MHz	INFO

## Evaluation max. Duty Cycle

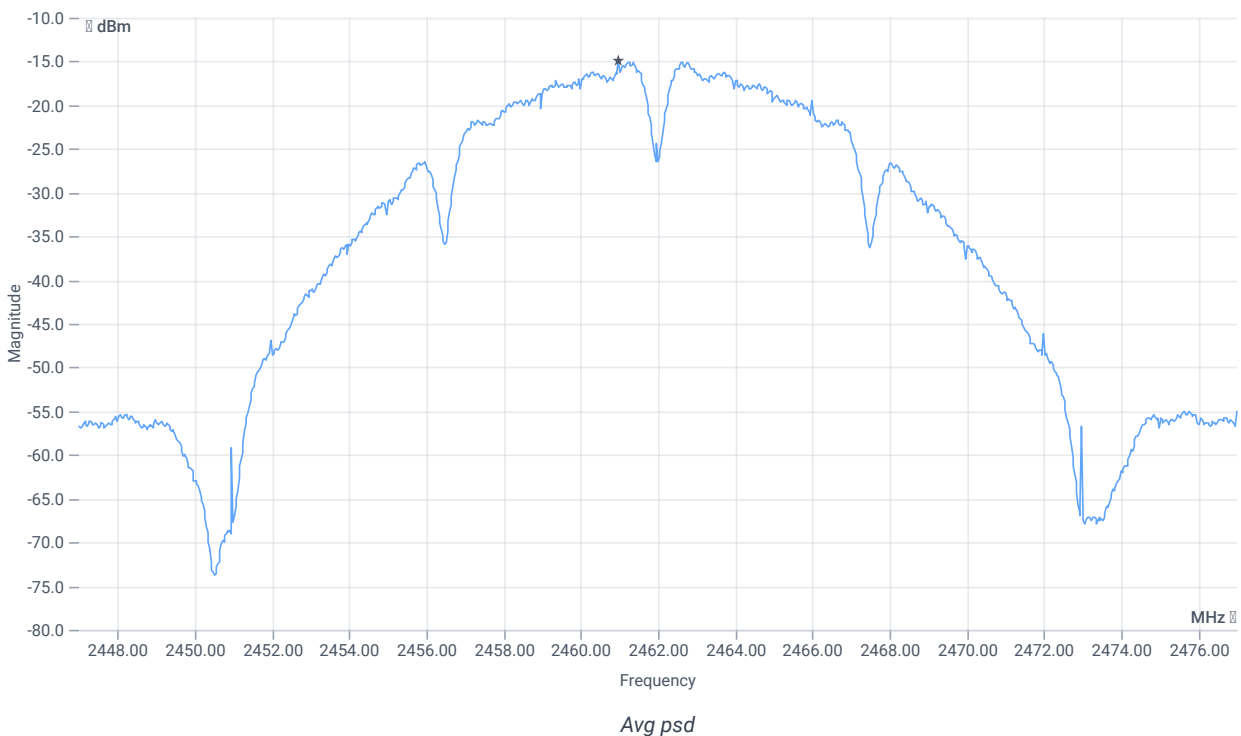
### Duty Cycle evaluation

DESCRIPTION	LOWER LIMIT	UPPER LIMIT	MEASURED	UNIT	VERDICT
Duty Cycle min	--	--	0	dB	DC > 98% defined

## Avg. psd

### READ SA SETTINGS:

RefLevel [dBm]   RefLevelOffset [dB]   InpAtt [dB]	16.97   14.14   20
Start [MHz]   Stop [MHz]	2447.000   2477.000
RBW [MHz]   VBW [MHz]	0.003000   0.010000
Detector   TraceMode	RMS   AVER
Sweep: time [ms]   count   points per Section   type	334   100   1001   SWE



**RESULT**

DESCRIPTION	LOWER LIMIT	UPPER LIMIT	MEASURED	UNIT	VERDICT
Avg psd uncorrected	--	--	-14.95	dBm	INFO
Duty cycle correction	--	--	0	dB	INFO
Avg psd DC corrected	--	8	-14.95	dBm/3kHz	PASS

Verdict

PASS

## FCC 15.247 # Avg psd DTS ~ WLAN2G4 g mode

### References

TC start	16.10.2023 14:49:18
Ambit temp [°C]   humidity [rel%]	27.5   28
System version	4.6.2.0
Standard   Version	FCC 15.247   NI
Method	ANSI C63.10-2013 Chapter 11.10.5 or.3
Description	FCC 15.247 Avg psd DTS - WLAN2G4 g mode
Information	

### EUT Common Settings WLAN2G4

Number of Antenna Ports	2
User Interaction	No

### Test Parameter

Technology to test	WLAN2G4 g mode
Antenna port used	1
Temperature	nom
Voltage	nom
Frequency low to test	True   Freq [MHz] 2412
Frequency mid to test	False   Freq [MHz] 2437
Frequency high to test	False   Freq [MHz] 2462
Auto control enabled power supply   Climatic Box	No   No
Additional path loss [dB]	0.7
Full path name   type	EUT - SignalingUnit - SpectrumAnalyzer

### Equipment

Signal analyzer,Rohde&Schwarz,FSV-40,1307.9002K40/101042,3.70
Switch matrix,CTCadvanced,SPM-4 NI DAQ,28016133,NI

## Test at TX 2412 MHz

RESULT: Reference Power cond.

DESCRIPTION	LOWER LIMIT	UPPER LIMIT	MEASURED	UNIT	VERDICT
Ref. Power 1MHz/1MHz cond.	--	--	9.15	dBm	INFO
Ref. Frequency	--	--	2413.300	MHz	INFO

## Evaluation max. Duty Cycle

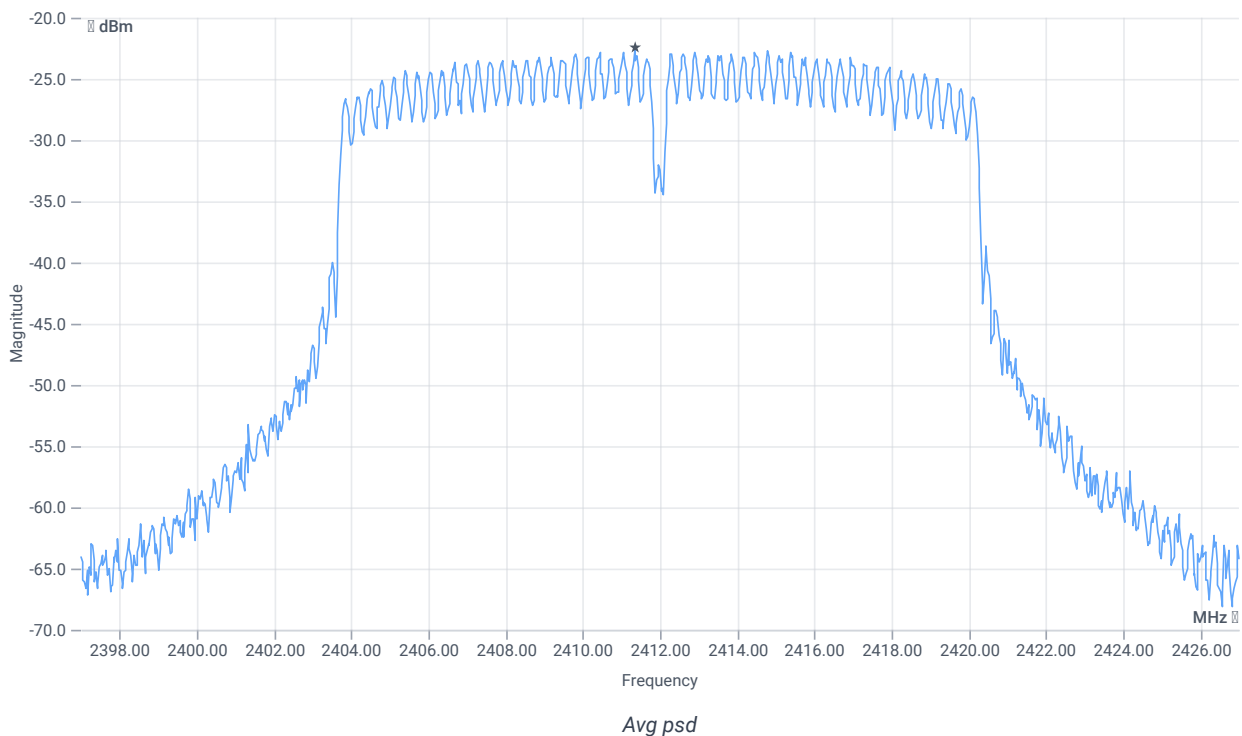
### Duty Cycle evaluation

DESCRIPTION	LOWER LIMIT	UPPER LIMIT	MEASURED	UNIT	VERDICT
Duty Cycle min	--	--	0	dB	DC > 98% defined

## Avg. psd

### READ SA SETTINGS:

RefLevel [dBm]   RefLevelOffset [dB]   InpAtt [dB]	14.15   13.85   20
Start [MHz]   Stop [MHz]	2397.000   2427.000
RBW [MHz]   VBW [MHz]	0.003000   0.010000
Detector   TraceMode	RMS   AVER
Sweep: time [ms]   count   points per Section   type	334   100   1001   SWE



**RESULT**

DESCRIPTION	LOWER LIMIT	UPPER LIMIT	MEASURED	UNIT	VERDICT
Avg psd uncorrected	--	--	-22.43	dBm	INFO
Duty cycle correction	--	--	0	dB	INFO
Avg psd DC corrected	--	8	-22.43	dBm/3kHz	PASS

Verdict

PASS

## FCC 15.247 # Avg psd DTS ~ WLAN2G4 g mode

### References

TC start	16.10.2023 14:59:30
Ambit temp [°C]   humidity [rel%]	27.3   27
System version	4.6.2.0
Standard   Version	FCC 15.247   NI
Method	ANSI C63.10-2013 Chapter 11.10.5 or.3
Description	FCC 15.247 Avg psd DTS - WLAN2G4 g mode
Information	

### EUT Common Settings WLAN2G4

Number of Antenna Ports	2
User Interaction	No

### Test Parameter

Technology to test	WLAN2G4 g mode
Antenna port used	2
Temperature	nom
Voltage	nom
Frequency low to test	True   Freq [MHz] 2412
Frequency mid to test	False   Freq [MHz] 2437
Frequency high to test	False   Freq [MHz] 2462
Auto control enabled power supply   Climatic Box	No   No
Additional path loss [dB]	0.7
Full path name   type	EUT - SignalingUnit - SpectrumAnalyzer

### Equipment

Signal analyzer,Rohde&Schwarz,FSV-40,1307.9002K40/101042,3.70
Switch matrix,CTCadvanced,SPM-4 NI DAQ,28016133,NI

## Test at TX 2412 MHz

RESULT: Reference Power cond.

DESCRIPTION	LOWER LIMIT	UPPER LIMIT	MEASURED	UNIT	VERDICT
Ref. Power 1MHz/1MHz cond.	--	--	9.78	dBm	INFO
Ref. Frequency	--	--	2414.000	MHz	INFO

## Evaluation max. Duty Cycle

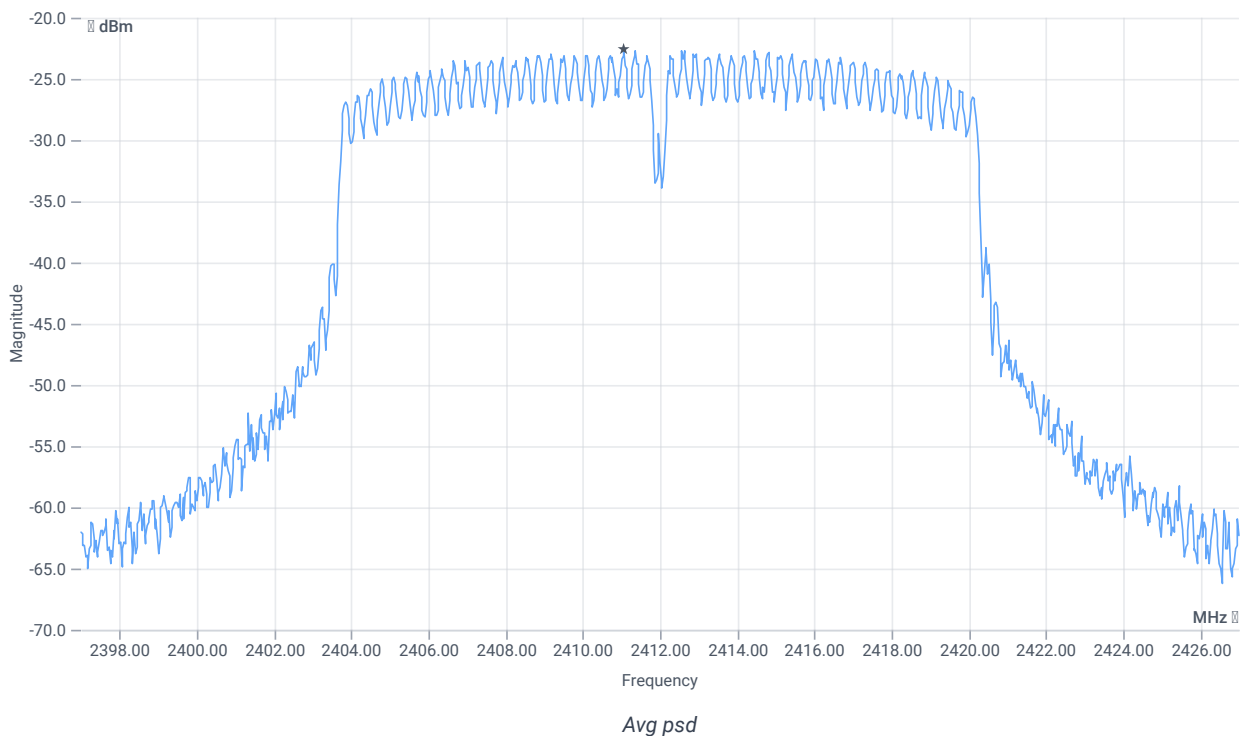
### Duty Cycle evaluation

DESCRIPTION	LOWER LIMIT	UPPER LIMIT	MEASURED	UNIT	VERDICT
Duty Cycle min	--	--	0	dB	DC > 98% defined

## Avg. psd

### READ SA SETTINGS:

RefLevel [dBm]   RefLevelOffset [dB]   InpAtt [dB]	14.78   13.85   20
Start [MHz]   Stop [MHz]	2397.000   2427.000
RBW [MHz]   VBW [MHz]	0.003000   0.010000
Detector   TraceMode	RMS   AVER
Sweep: time [ms]   count   points per Section   type	334   100   1001   SWE



**RESULT**

DESCRIPTION	LOWER LIMIT	UPPER LIMIT	MEASURED	UNIT	VERDICT
Avg psd uncorrected	--	--	-22.52	dBm	INFO
Duty cycle correction	--	--	0	dB	INFO
Avg psd DC corrected	--	8	-22.52	dBm/3kHz	PASS

Verdict

PASS



## FCC 15.247 # Avg psd DTS ~ WLAN2G4 g mode

### References

TC start	16.10.2023 15:18:18
Ambit temp [°C]   humidity [rel%]	27.5   28
System version	4.6.2.0
Standard   Version	FCC 15.247   NI
Method	ANSI C63.10-2013 Chapter 11.10.5 or.3
Description	FCC 15.247 Avg psd DTS - WLAN2G4 g mode
Information	

### EUT Common Settings WLAN2G4

Number of Antenna Ports	2
User Interaction	No

### Test Parameter

Technology to test	WLAN2G4 g mode
Antenna port used	1
Temperature	nom
Voltage	nom
Frequency low to test	False   Freq [MHz] 2412
Frequency mid to test	True   Freq [MHz] 2437
Frequency high to test	False   Freq [MHz] 2462
Auto control enabled power supply   Climatic Box	No   No
Additional path loss [dB]	0.7
Full path name   type	EUT - SignalingUnit - SpectrumAnalyzer

### Equipment

Signal analyzer,Rohde&Schwarz,FSV-40,1307.9002K40/101042,3.70
Switch matrix,CTCadvanced,SPM-4 NI DAQ,28016133,NI

## Test at TX 2437 MHz

RESULT: Reference Power cond.

DESCRIPTION	LOWER LIMIT	UPPER LIMIT	MEASURED	UNIT	VERDICT
Ref. Power 1MHz/1MHz cond.	--	--	8.86	dBm	INFO
Ref. Frequency	--	--	2436.100	MHz	INFO

## Evaluation max. Duty Cycle

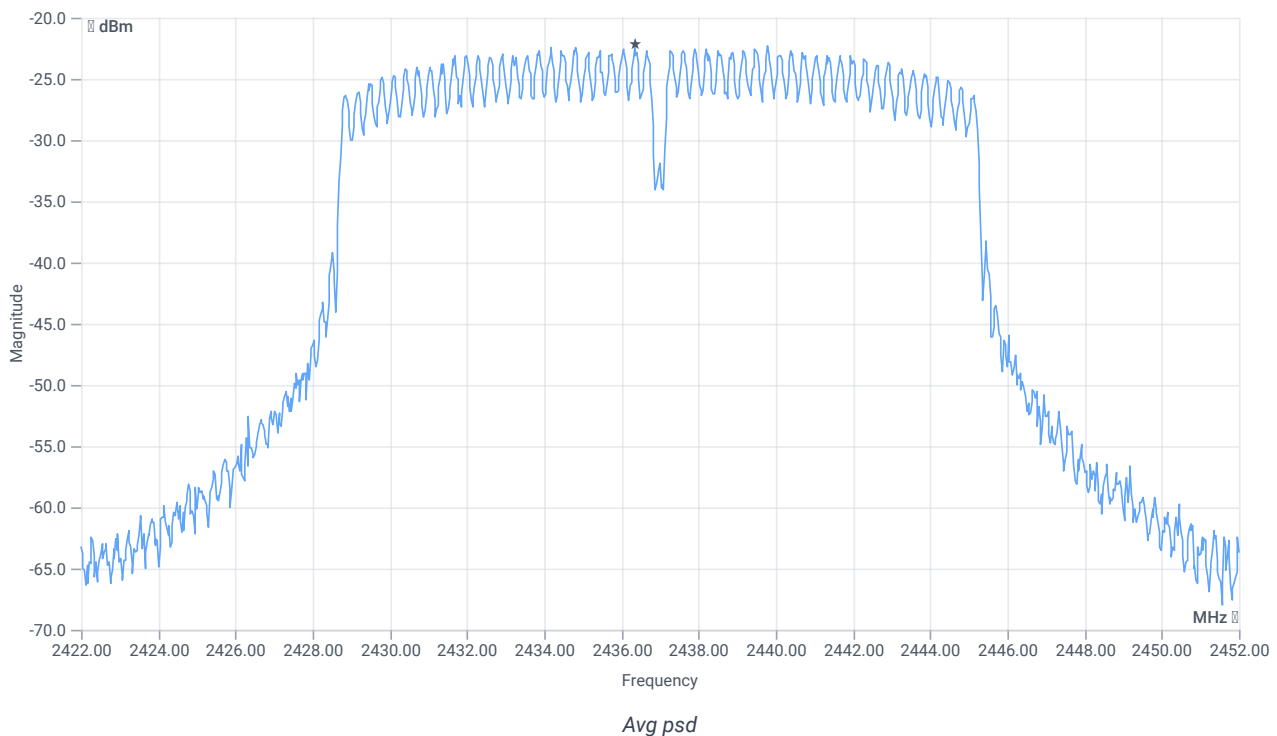
### Duty Cycle evaluation

DESCRIPTION	LOWER LIMIT	UPPER LIMIT	MEASURED	UNIT	VERDICT
Duty Cycle min	--	--	0	dB	DC > 98% defined

## Avg. psd

### READ SA SETTINGS:

RefLevel [dBm]   RefLevelOffset [dB]   InpAtt [dB]	13.86   14.01   15
Start [MHz]   Stop [MHz]	2422.000   2452.000
RBW [MHz]   VBW [MHz]	0.003000   0.010000
Detector   TraceMode	RMS   AVER
Sweep: time [ms]   count   points per Section   type	334   100   1001   SWE



**RESULT**

DESCRIPTION	LOWER LIMIT	UPPER LIMIT	MEASURED	UNIT	VERDICT
Avg psd uncorrected	--	--	-22.12	dBm	INFO
Duty cycle correction	--	--	0	dB	INFO
Avg psd DC corrected	--	8	-22.12	dBm/3kHz	PASS

Verdict

PASS

## FCC 15.247 # Avg psd DTS ~ WLAN2G4 g mode

### References

TC start	16.10.2023 15:28:31
Ambit temp [°C]   humidity [rel%]	27.8   28
System version	4.6.2.0
Standard   Version	FCC 15.247   NI
Method	ANSI C63.10-2013 Chapter 11.10.5 or.3
Description	FCC 15.247 Avg psd DTS - WLAN2G4 g mode
Information	

### EUT Common Settings WLAN2G4

Number of Antenna Ports	2
User Interaction	No

### Test Parameter

Technology to test	WLAN2G4 g mode
Antenna port used	2
Temperature	nom
Voltage	nom
Frequency low to test	False   Freq [MHz] 2412
Frequency mid to test	True   Freq [MHz] 2437
Frequency high to test	False   Freq [MHz] 2462
Auto control enabled power supply   Climatic Box	No   No
Additional path loss [dB]	0.7
Full path name   type	EUT - SignalingUnit - SpectrumAnalyzer

### Equipment

Signal analyzer,Rohde&Schwarz,FSV-40,1307.9002K40/101042,3.70
Switch matrix,CTCadvanced,SPM-4 NI DAQ,28016133,NI

## Test at TX 2437 MHz

RESULT: Reference Power cond.

DESCRIPTION	LOWER LIMIT	UPPER LIMIT	MEASURED	UNIT	VERDICT
Ref. Power 1MHz/1MHz cond.	--	--	10.73	dBm	INFO
Ref. Frequency	--	--	2439.600	MHz	INFO

## Evaluation max. Duty Cycle

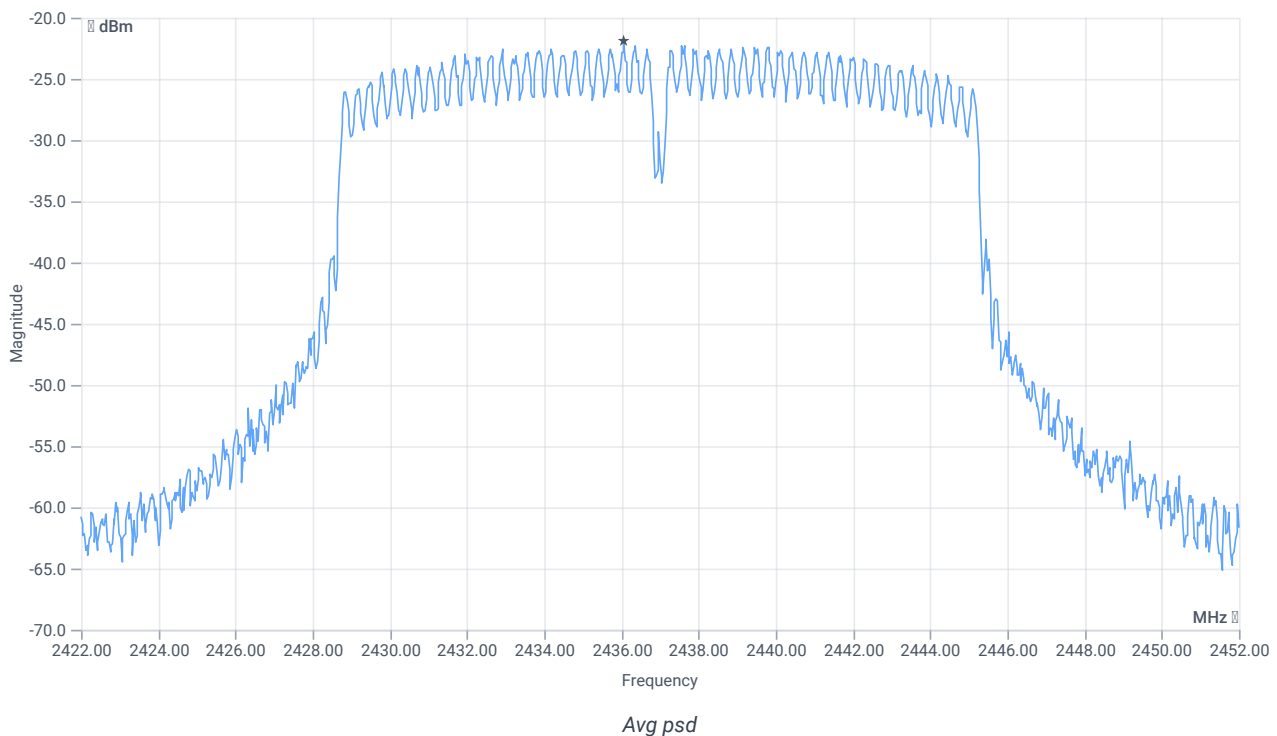
### Duty Cycle evaluation

DESCRIPTION	LOWER LIMIT	UPPER LIMIT	MEASURED	UNIT	VERDICT
Duty Cycle min	--	--	0	dB	DC > 98% defined

## Avg. psd

### READ SA SETTINGS:

RefLevel [dBm]   RefLevelOffset [dB]   InpAtt [dB]	15.73   14.01   20
Start [MHz]   Stop [MHz]	2422.000   2452.000
RBW [MHz]   VBW [MHz]	0.003000   0.010000
Detector   TraceMode	RMS   AVER
Sweep: time [ms]   count   points per Section   type	334   100   1001   SWE



**RESULT**

DESCRIPTION	LOWER LIMIT	UPPER LIMIT	MEASURED	UNIT	VERDICT
Avg psd uncorrected	--	--	-21.93	dBm	INFO
Duty cycle correction	--	--	0	dB	INFO
Avg psd DC corrected	--	8	-21.93	dBm/3kHz	PASS

Verdict

PASS

## FCC 15.247 # Avg psd DTS ~ WLAN2G4 g mode

### References

TC start	16.10.2023 15:39:11
Ambit temp [°C]   humidity [rel%]	28.0   28
System version	4.6.2.0
Standard   Version	FCC 15.247   NI
Method	ANSI C63.10-2013 Chapter 11.10.5 or.3
Description	FCC 15.247 Avg psd DTS - WLAN2G4 g mode
Information	

### EUT Common Settings WLAN2G4

Number of Antenna Ports	2
User Interaction	No

### Test Parameter

Technology to test	WLAN2G4 g mode
Antenna port used	1
Temperature	nom
Voltage	nom
Frequency low to test	False   Freq [MHz] 2412
Frequency mid to test	False   Freq [MHz] 2437
Frequency high to test	True   Freq [MHz] 2462
Auto control enabled power supply   Climatic Box	No   No
Additional path loss [dB]	0.7
Full path name   type	EUT - SignalingUnit - SpectrumAnalyzer

### Equipment

Signal analyzer,Rohde&Schwarz,FSV-40,1307.9002K40/101042,3.70
Switch matrix,CTCadvanced,SPM-4 NI DAQ,28016133,NI

## Test at TX 2462 MHz

RESULT: Reference Power cond.

DESCRIPTION	LOWER LIMIT	UPPER LIMIT	MEASURED	UNIT	VERDICT
Ref. Power 1MHz/1MHz cond.	--	--	10.29	dBm	INFO
Ref. Frequency	--	--	2464.900	MHz	INFO

## Evaluation max. Duty Cycle

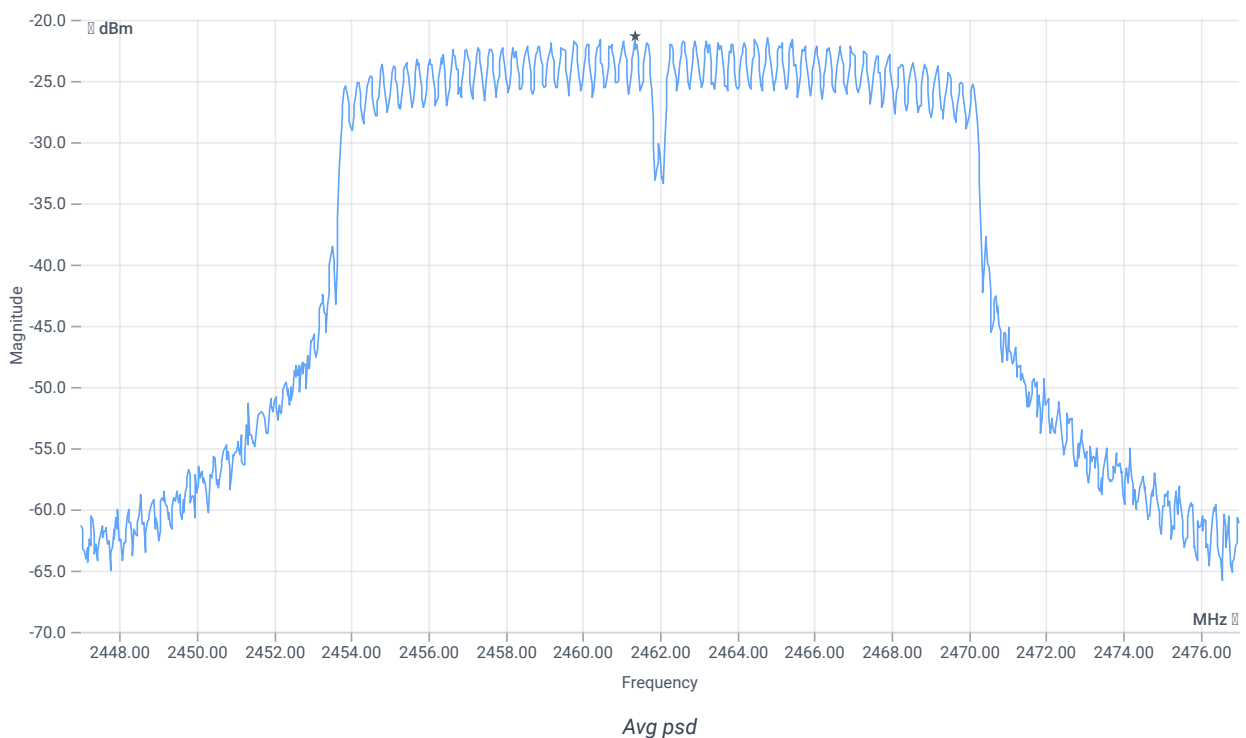
### Duty Cycle evaluation

DESCRIPTION	LOWER LIMIT	UPPER LIMIT	MEASURED	UNIT	VERDICT
Duty Cycle min	--	--	0	dB	DC > 98% defined

## Avg. psd

### READ SA SETTINGS:

RefLevel [dBm]   RefLevelOffset [dB]   InpAtt [dB]	15.29   14.14   20
Start [MHz]   Stop [MHz]	2447.000   2477.000
RBW [MHz]   VBW [MHz]	0.003000   0.010000
Detector   TraceMode	RMS   AVER
Sweep: time [ms]   count   points per Section   type	334   100   1001   SWE





**RESULT**

DESCRIPTION	LOWER LIMIT	UPPER LIMIT	MEASURED	UNIT	VERDICT
Avg psd uncorrected	--	--	-21.35	dBm	INFO
Duty cycle correction	--	--	0	dB	INFO
Avg psd DC corrected	--	8	-21.35	dBm/3kHz	PASS

Verdict

PASS

## FCC 15.247 # Avg psd DTS ~ WLAN2G4 g mode

### References

TC start	16.10.2023 15:49:22
Ambit temp [°C]   humidity [rel%]	27.7   26
System version	4.6.2.0
Standard   Version	FCC 15.247   NI
Method	ANSI C63.10-2013 Chapter 11.10.5 or.3
Description	FCC 15.247 Avg psd DTS - WLAN2G4 g mode
Information	

### EUT Common Settings WLAN2G4

Number of Antenna Ports	2
User Interaction	No

### Test Parameter

Technology to test	WLAN2G4 g mode
Antenna port used	2
Temperature	nom
Voltage	nom
Frequency low to test	False   Freq [MHz] 2412
Frequency mid to test	False   Freq [MHz] 2437
Frequency high to test	True   Freq [MHz] 2462
Auto control enabled power supply   Climatic Box	No   No
Additional path loss [dB]	0.7
Full path name   type	EUT - SignalingUnit - SpectrumAnalyzer

### Equipment

Signal analyzer,Rohde&Schwarz,FSV-40,1307.9002K40/101042,3.70
Switch matrix,CTCadvanced,SPM-4 NI DAQ,28016133,NI

## Test at TX 2462 MHz

RESULT: Reference Power cond.

DESCRIPTION	LOWER LIMIT	UPPER LIMIT	MEASURED	UNIT	VERDICT
Ref. Power 1MHz/1MHz cond.	--	--	9.68	dBm	INFO
Ref. Frequency	--	--	2464.900	MHz	INFO

## Evaluation max. Duty Cycle

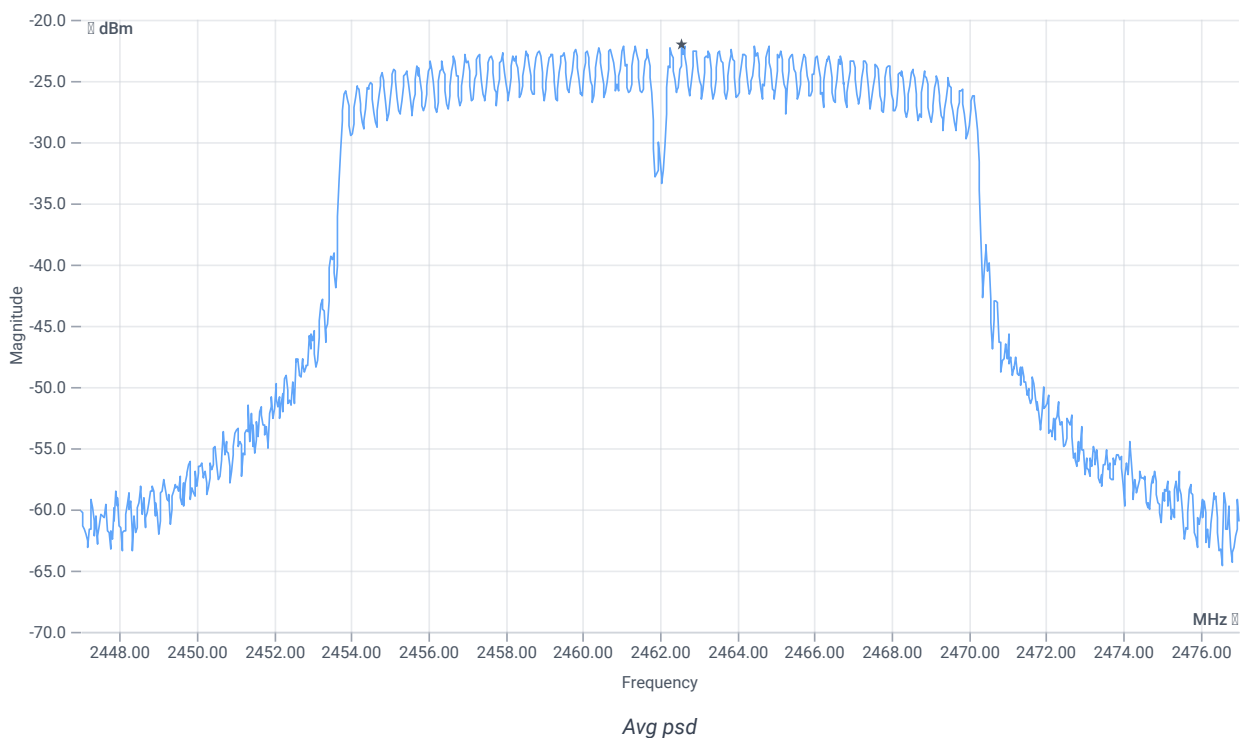
### Duty Cycle evaluation

DESCRIPTION	LOWER LIMIT	UPPER LIMIT	MEASURED	UNIT	VERDICT
Duty Cycle min	--	--	0	dB	DC > 98% defined

## Avg. psd

### READ SA SETTINGS:

RefLevel [dBm]   RefLevelOffset [dB]   InpAtt [dB]	14.68   14.14   20
Start [MHz]   Stop [MHz]	2447.000   2477.000
RBW [MHz]   VBW [MHz]	0.003000   0.010000
Detector   TraceMode	RMS   AVER
Sweep: time [ms]   count   points per Section   type	334   100   1001   SWE



**RESULT**

DESCRIPTION	LOWER LIMIT	UPPER LIMIT	MEASURED	UNIT	VERDICT
Avg psd uncorrected	--	--	-22.03	dBm	INFO
Duty cycle correction	--	--	0	dB	INFO
Avg psd DC corrected	--	8	-22.03	dBm/3kHz	PASS

Verdict

PASS

## FCC 15.247 # Avg psd DTS ~ WLAN2G4 n-HT20 mode

### References

TC start	16.10.2023 16:02:59
Ambit temp [°C]   humidity [rel%]	27.2   26
System version	4.6.2.0
Standard   Version	FCC 15.247   NI
Method	ANSI C63.10-2013 Chapter 11.10.5 or.3
Description	FCC 15.247 Avg psd DTS - WLAN2G4 n-HT20 mode
Information	

### EUT Common Settings WLAN2G4

Number of Antenna Ports	2
User Interaction	No

### Test Parameter

Technology to test	WLAN2G4 n-HT20 mode
Antenna port used	1
Temperature	nom
Voltage	nom
Frequency low to test	True   Freq [MHz] 2412
Frequency mid to test	False   Freq [MHz] 2437
Frequency high to test	False   Freq [MHz] 2462
Auto control enabled power supply   Climatic Box	No   No
Additional path loss [dB]	0.7
Full path name   type	EUT - SignalingUnit - SpectrumAnalyzer

### Equipment

Signal analyzer,Rohde&Schwarz,FSV-40,1307.9002K40/101042,3.70
Switch matrix,CTCadvanced,SPM-4 NI DAQ,28016133,NI

## Test at TX 2412 MHz

RESULT: Reference Power cond.

DESCRIPTION	LOWER LIMIT	UPPER LIMIT	MEASURED	UNIT	VERDICT
Ref. Power 1MHz/1MHz cond.	--	--	8.82	dBm	INFO
Ref. Frequency	--	--	2404.610	MHz	INFO

## Evaluation max. Duty Cycle

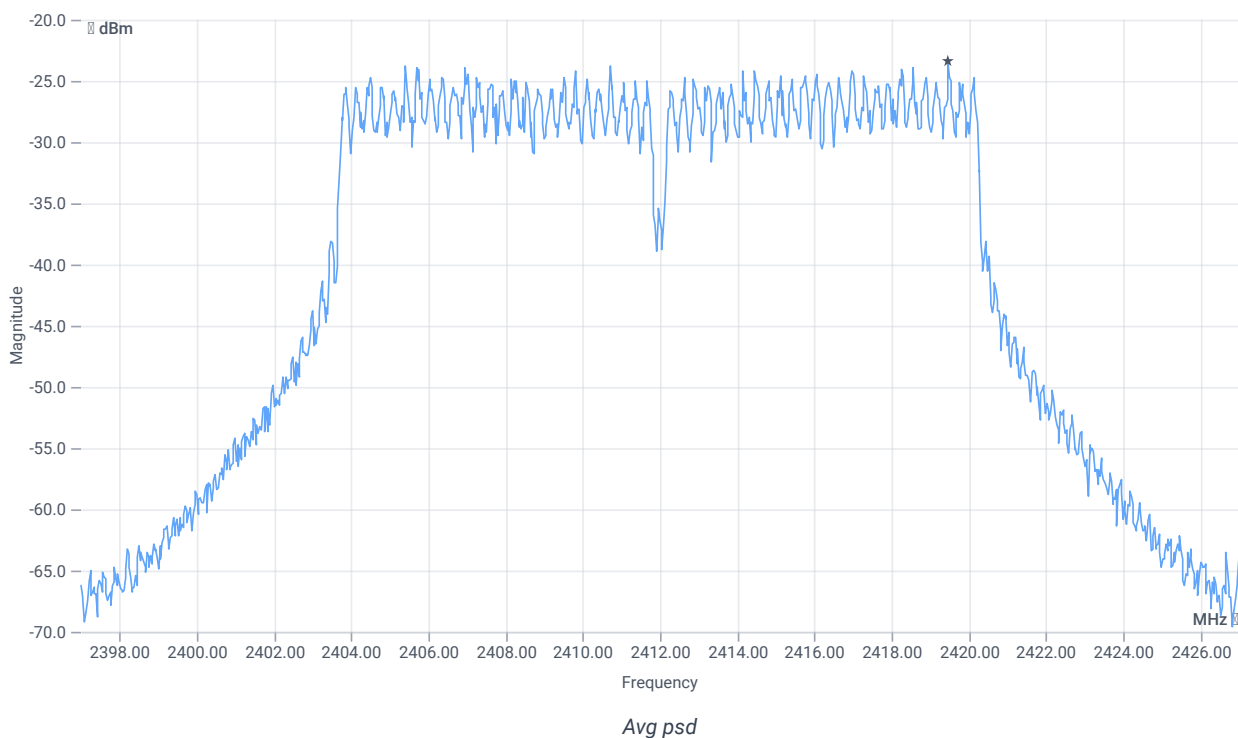
### Duty Cycle evaluation

DESCRIPTION	LOWER LIMIT	UPPER LIMIT	MEASURED	UNIT	VERDICT
Duty Cycle min	--	--	0	dB	DC > 98% defined

## Avg. psd

### READ SA SETTINGS:

RefLevel [dBm]   RefLevelOffset [dB]   InpAtt [dB]	13.82   13.85   15
Start [MHz]   Stop [MHz]	2397.000   2427.000
RBW [MHz]   VBW [MHz]	0.003000   0.010000
Detector   TraceMode	RMS   AVER
Sweep: time [ms]   count   points per Section   type	334   100   1001   SWE



**RESULT**

DESCRIPTION	LOWER LIMIT	UPPER LIMIT	MEASURED	UNIT	VERDICT
Avg psd uncorrected	--	--	-23.39	dBm	INFO
Duty cycle correction	--	--	0	dB	INFO
Avg psd DC corrected	--	8	-23.39	dBm/3kHz	PASS

Verdict

PASS

## FCC 15.247 # Avg psd DTS ~ WLAN2G4 n-HT20 mode

### References

TC start	16.10.2023 16:13:11
Ambit temp [°C]   humidity [rel%]	27.3   27
System version	4.6.2.0
Standard   Version	FCC 15.247   NI
Method	ANSI C63.10-2013 Chapter 11.10.5 or.3
Description	FCC 15.247 Avg psd DTS - WLAN2G4 n-HT20 mode
Information	

### EUT Common Settings WLAN2G4

Number of Antenna Ports	2
User Interaction	No

### Test Parameter

Technology to test	WLAN2G4 n-HT20 mode
Antenna port used	2
Temperature	nom
Voltage	nom
Frequency low to test	True   Freq [MHz] 2412
Frequency mid to test	False   Freq [MHz] 2437
Frequency high to test	False   Freq [MHz] 2462
Auto control enabled power supply   Climatic Box	No   No
Additional path loss [dB]	0.7
Full path name   type	EUT - SignalingUnit - SpectrumAnalyzer

### Equipment

Signal analyzer,Rohde&Schwarz,FSV-40,1307.9002K40/101042,3.70
Switch matrix,CTCadvanced,SPM-4 NI DAQ,28016133,NI



## Test at TX 2412 MHz

RESULT: Reference Power cond.

DESCRIPTION	LOWER LIMIT	UPPER LIMIT	MEASURED	UNIT	VERDICT
Ref. Power 1MHz/1MHz cond.	--	--	9.29	dBm	INFO
Ref. Frequency	--	--	2416.900	MHz	INFO

## Evaluation max. Duty Cycle

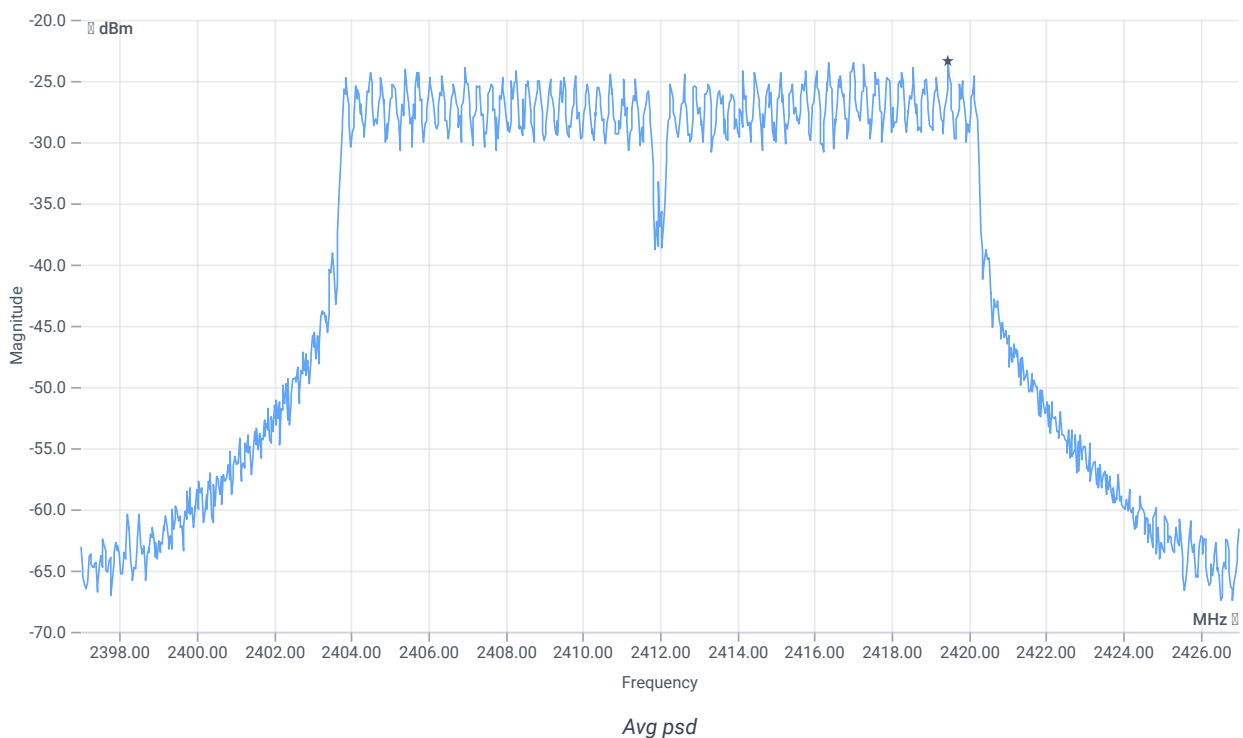
### Duty Cycle evaluation

DESCRIPTION	LOWER LIMIT	UPPER LIMIT	MEASURED	UNIT	VERDICT
Duty Cycle min	--	--	0	dB	DC > 98% defined

## Avg. psd

### READ SA SETTINGS:

RefLevel [dBm]   RefLevelOffset [dB]   InpAtt [dB]	14.29   13.85   20
Start [MHz]   Stop [MHz]	2397.000   2427.000
RBW [MHz]   VBW [MHz]	0.003000   0.010000
Detector   TraceMode	RMS   AVER
Sweep: time [ms]   count   points per Section   type	334   100   1001   SWE



**RESULT**

DESCRIPTION	LOWER LIMIT	UPPER LIMIT	MEASURED	UNIT	VERDICT
Avg psd uncorrected	--	--	-23.42	dBm	INFO
Duty cycle correction	--	--	0	dB	INFO
Avg psd DC corrected	--	8	-23.42	dBm/3kHz	PASS

Verdict

PASS

## FCC 15.247 # Avg psd DTS ~ WLAN2G4 n-HT20 mode

### References

TC start	16.10.2023 16:23:57
Ambit temp [°C]   humidity [rel%]	27.6   27
System version	4.6.2.0
Standard   Version	FCC 15.247   NI
Method	ANSI C63.10-2013 Chapter 11.10.5 or.3
Description	FCC 15.247 Avg psd DTS - WLAN2G4 n-HT20 mode
Information	

### EUT Common Settings WLAN2G4

Number of Antenna Ports	2
User Interaction	No

### Test Parameter

Technology to test	WLAN2G4 n-HT20 mode
Antenna port used	1
Temperature	nom
Voltage	nom
Frequency low to test	False   Freq [MHz] 2412
Frequency mid to test	True   Freq [MHz] 2437
Frequency high to test	False   Freq [MHz] 2462
Auto control enabled power supply   Climatic Box	No   No
Additional path loss [dB]	0.7
Full path name   type	EUT - SignalingUnit - SpectrumAnalyzer

### Equipment

Signal analyzer,Rohde&Schwarz,FSV-40,1307.9002K40/101042,3.70
Switch matrix,CTCadvanced,SPM-4 NI DAQ,28016133,NI

## Test at TX 2437 MHz

RESULT: Reference Power cond.

DESCRIPTION	LOWER LIMIT	UPPER LIMIT	MEASURED	UNIT	VERDICT
Ref. Power 1MHz/1MHz cond.	--	--	9.55	dBm	INFO
Ref. Frequency	--	--	2431.510	MHz	INFO

## Evaluation max. Duty Cycle

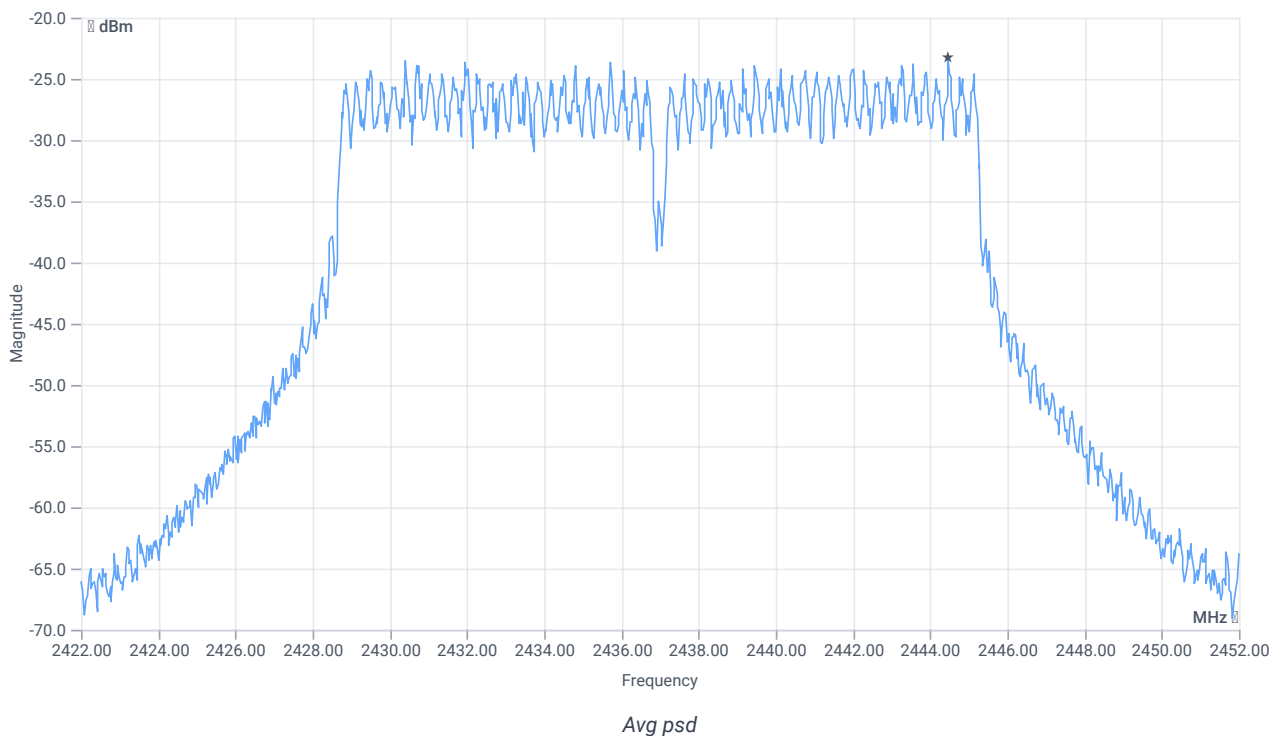
### Duty Cycle evaluation

DESCRIPTION	LOWER LIMIT	UPPER LIMIT	MEASURED	UNIT	VERDICT
Duty Cycle min	--	--	0	dB	DC > 98% defined

## Avg. psd

### READ SA SETTINGS:

RefLevel [dBm]   RefLevelOffset [dB]   InpAtt [dB]	14.55   14.01   20
Start [MHz]   Stop [MHz]	2422.000   2452.000
RBW [MHz]   VBW [MHz]	0.003000   0.010000
Detector   TraceMode	RMS   AVER
Sweep: time [ms]   count   points per Section   type	334   100   1001   SWE



**RESULT**

DESCRIPTION	LOWER LIMIT	UPPER LIMIT	MEASURED	UNIT	VERDICT
Avg psd uncorrected	--	--	-23.25	dBm	INFO
Duty cycle correction	--	--	0	dB	INFO
Avg psd DC corrected	--	8	-23.25	dBm/3kHz	PASS

Verdict

PASS

## FCC 15.247 # Avg psd DTS ~ WLAN2G4 n-HT20 mode

### References

TC start	16.10.2023 16:34:08
Ambit temp [°C]   humidity [rel%]	27.8   27
System version	4.6.2.0
Standard   Version	FCC 15.247   NI
Method	ANSI C63.10-2013 Chapter 11.10.5 or.3
Description	FCC 15.247 Avg psd DTS - WLAN2G4 n-HT20 mode
Information	

### EUT Common Settings WLAN2G4

Number of Antenna Ports	2
User Interaction	No

### Test Parameter

Technology to test	WLAN2G4 n-HT20 mode
Antenna port used	2
Temperature	nom
Voltage	nom
Frequency low to test	False   Freq [MHz] 2412
Frequency mid to test	True   Freq [MHz] 2437
Frequency high to test	False   Freq [MHz] 2462
Auto control enabled power supply   Climatic Box	No   No
Additional path loss [dB]	0.7
Full path name   type	EUT - SignalingUnit - SpectrumAnalyzer

### Equipment

Signal analyzer,Rohde&Schwarz,FSV-40,1307.9002K40/101042,3.70
Switch matrix,CTCadvanced,SPM-4 NI DAQ,28016133,NI

## Test at TX 2437 MHz

RESULT: Reference Power cond.

DESCRIPTION	LOWER LIMIT	UPPER LIMIT	MEASURED	UNIT	VERDICT
Ref. Power 1MHz/1MHz cond.	--	--	9.20	dBm	INFO
Ref. Frequency	--	--	2431.710	MHz	INFO

## Evaluation max. Duty Cycle

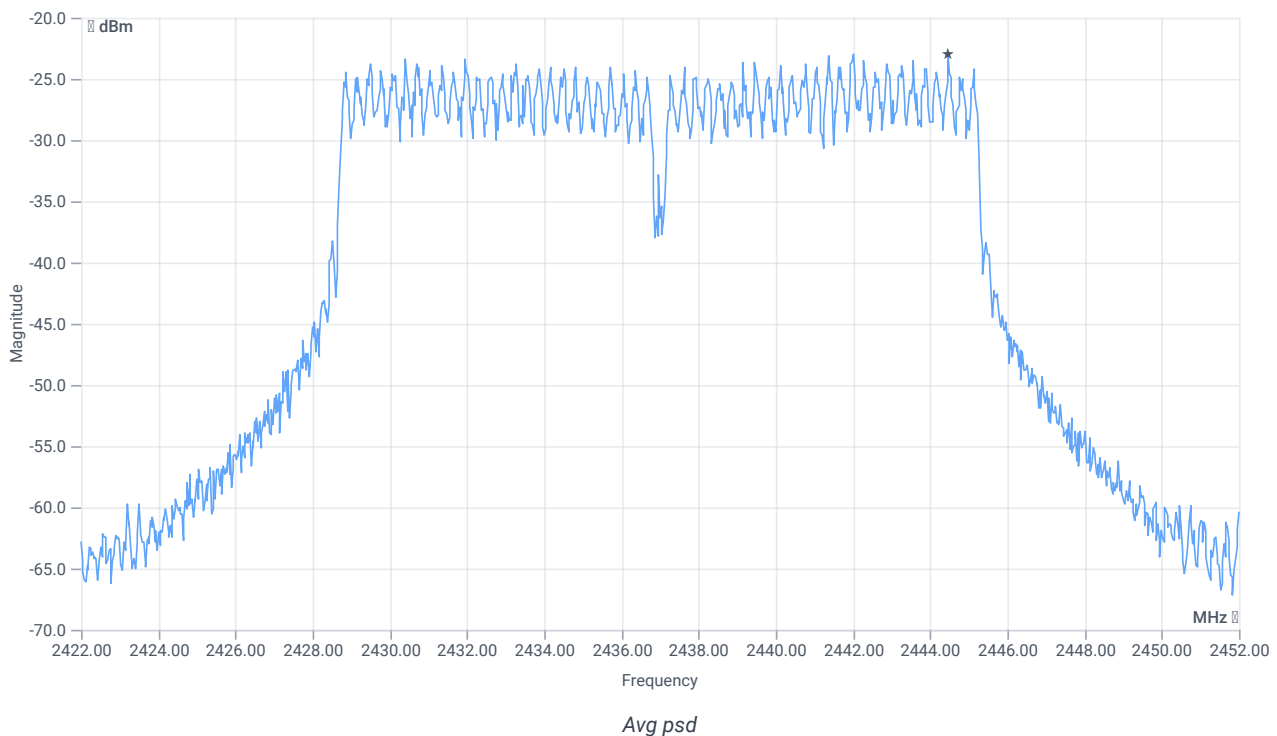
### Duty Cycle evaluation

DESCRIPTION	LOWER LIMIT	UPPER LIMIT	MEASURED	UNIT	VERDICT
Duty Cycle min	--	--	0	dB	DC > 98% defined

## Avg. psd

### READ SA SETTINGS:

RefLevel [dBm]   RefLevelOffset [dB]   InpAtt [dB]	14.20   14.01   20
Start [MHz]   Stop [MHz]	2422.000   2452.000
RBW [MHz]   VBW [MHz]	0.003000   0.010000
Detector   TraceMode	RMS   AVER
Sweep: time [ms]   count   points per Section   type	334   100   1001   SWE



**RESULT**

DESCRIPTION	LOWER LIMIT	UPPER LIMIT	MEASURED	UNIT	VERDICT
Avg psd uncorrected	--	--	-22.92	dBm	INFO
Duty cycle correction	--	--	0	dB	INFO
Avg psd DC corrected	--	8	-22.92	dBm/3kHz	PASS

Verdict

PASS



## FCC 15.247 # Avg psd DTS ~ WLAN2G4 n-HT20 mode

### References

TC start	16.10.2023 16:43:38
Ambit temp [°C]   humidity [rel%]	27.8   26
System version	4.6.2.0
Standard   Version	FCC 15.247   NI
Method	ANSI C63.10-2013 Chapter 11.10.5 or.3
Description	FCC 15.247 Avg psd DTS - WLAN2G4 n-HT20 mode
Information	

### EUT Common Settings WLAN2G4

Number of Antenna Ports	2
User Interaction	No

### Test Parameter

Technology to test	WLAN2G4 n-HT20 mode
Antenna port used	1
Temperature	nom
Voltage	nom
Frequency low to test	False   Freq [MHz] 2412
Frequency mid to test	False   Freq [MHz] 2437
Frequency high to test	True   Freq [MHz] 2462
Auto control enabled power supply   Climatic Box	No   No
Additional path loss [dB]	0.7
Full path name   type	EUT - SignalingUnit - SpectrumAnalyzer

### Equipment

Signal analyzer,Rohde&Schwarz,FSV-40,1307.9002K40/101042,3.70
Switch matrix,CTCadvanced,SPM-4 NI DAQ,28016133,NI

## Test at TX 2462 MHz

RESULT: Reference Power cond.

DESCRIPTION	LOWER LIMIT	UPPER LIMIT	MEASURED	UNIT	VERDICT
Ref. Power 1MHz/1MHz cond.	--	--	10.47	dBm	INFO
Ref. Frequency	--	--	2467.390	MHz	INFO

## Evaluation max. Duty Cycle

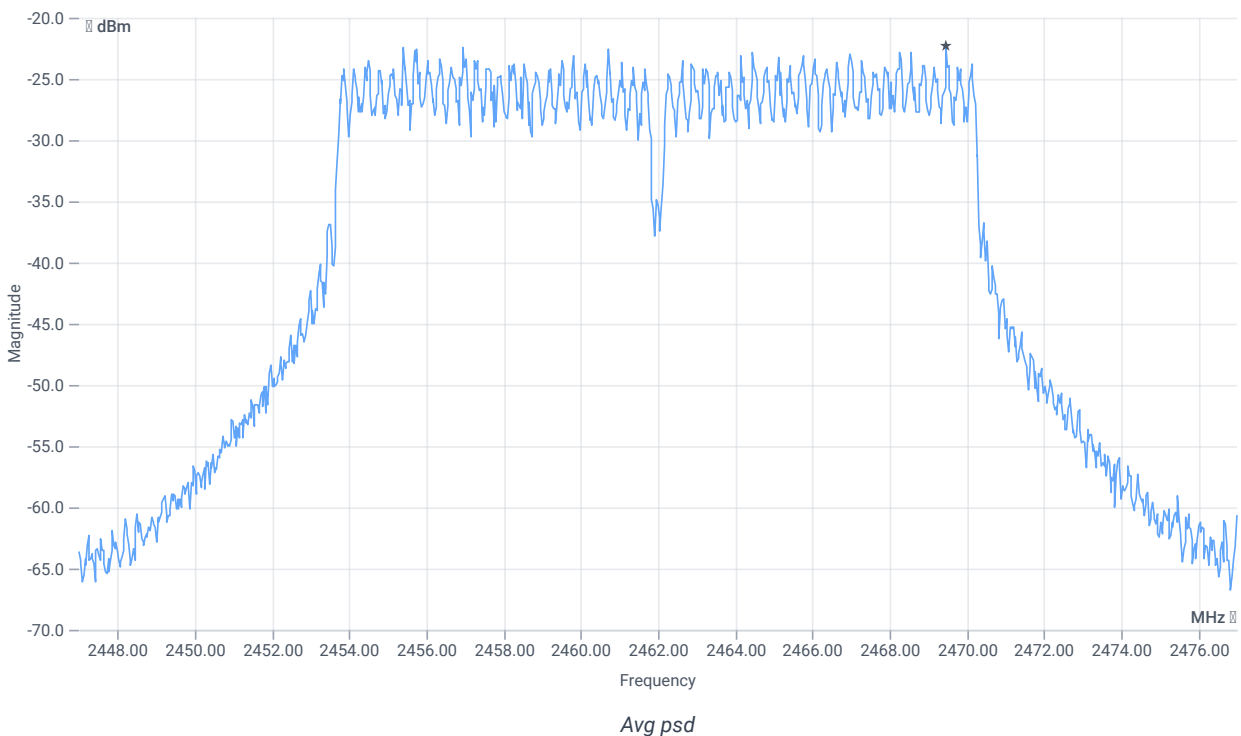
### Duty Cycle evaluation

DESCRIPTION	LOWER LIMIT	UPPER LIMIT	MEASURED	UNIT	VERDICT
Duty Cycle min	--	--	0	dB	DC > 98% defined

## Avg. psd

### READ SA SETTINGS:

RefLevel [dBm]   RefLevelOffset [dB]   InpAtt [dB]	15.47   14.14   20
Start [MHz]   Stop [MHz]	2447.000   2477.000
RBW [MHz]   VBW [MHz]	0.003000   0.010000
Detector   TraceMode	RMS   AVER
Sweep: time [ms]   count   points per Section   type	334   100   1001   SWE



**RESULT**

DESCRIPTION	LOWER LIMIT	UPPER LIMIT	MEASURED	UNIT	VERDICT
Avg psd uncorrected	--	--	-22.36	dBm	INFO
Duty cycle correction	--	--	0	dB	INFO
Avg psd DC corrected	--	8	-22.36	dBm/3kHz	PASS

Verdict

PASS

## FCC 15.247 # Avg psd DTS ~ WLAN2G4 n-HT20 mode

### References

TC start	16.10.2023 16:53:48
Ambit temp [°C]   humidity [rel%]	28.0   26
System version	4.6.2.0
Standard   Version	FCC 15.247   NI
Method	ANSI C63.10-2013 Chapter 11.10.5 or.3
Description	FCC 15.247 Avg psd DTS - WLAN2G4 n-HT20 mode
Information	

### EUT Common Settings WLAN2G4

Number of Antenna Ports	2
User Interaction	No

### Test Parameter

Technology to test	WLAN2G4 n-HT20 mode
Antenna port used	2
Temperature	nom
Voltage	nom
Frequency low to test	False   Freq [MHz] 2412
Frequency mid to test	False   Freq [MHz] 2437
Frequency high to test	True   Freq [MHz] 2462
Auto control enabled power supply   Climatic Box	No   No
Additional path loss [dB]	0.7
Full path name   type	EUT - SignalingUnit - SpectrumAnalyzer

### Equipment

Signal analyzer,Rohde&Schwarz,FSV-40,1307.9002K40/101042,3.70
Switch matrix,CTCadvanced,SPM-4 NI DAQ,28016133,NI

## Test at TX 2462 MHz

RESULT: Reference Power cond.

DESCRIPTION	LOWER LIMIT	UPPER LIMIT	MEASURED	UNIT	VERDICT
Ref. Power 1MHz/1MHz cond.	--	--	9.79	dBm	INFO
Ref. Frequency	--	--	2466.900	MHz	INFO

## Evaluation max. Duty Cycle

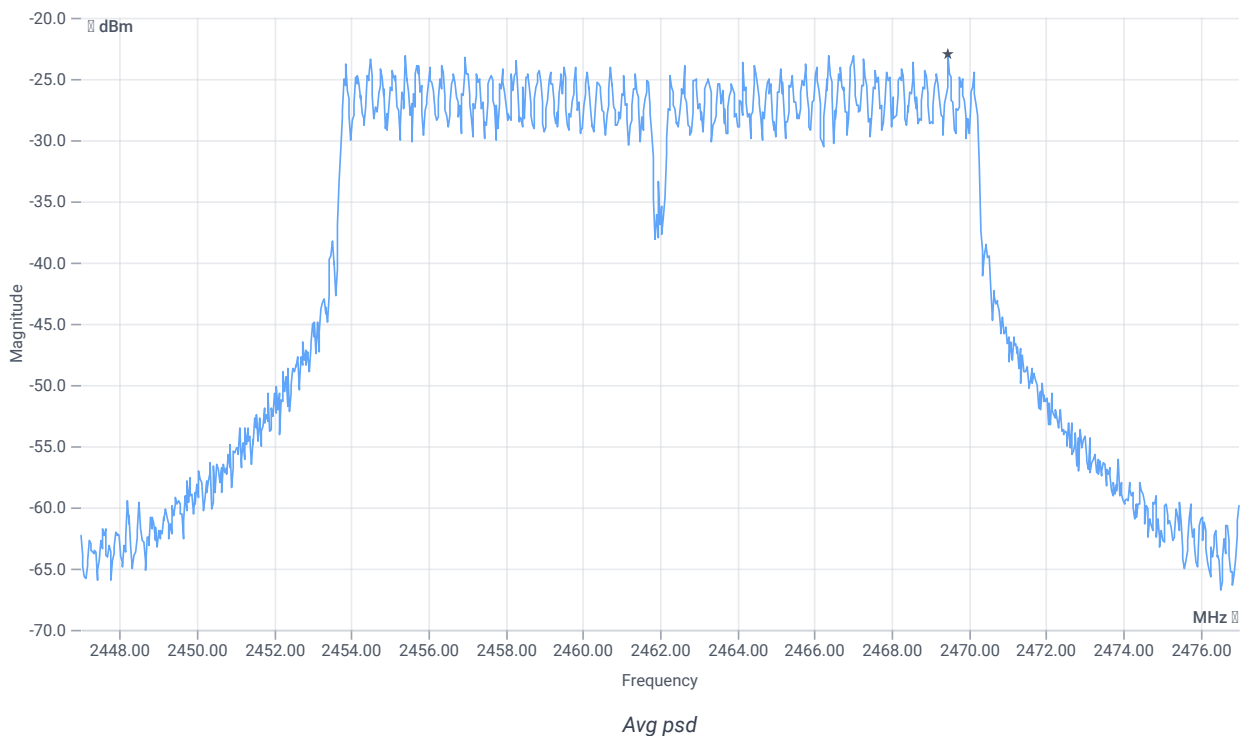
### Duty Cycle evaluation

DESCRIPTION	LOWER LIMIT	UPPER LIMIT	MEASURED	UNIT	VERDICT
Duty Cycle min	--	--	0	dB	DC > 98% defined

## Avg. psd

### READ SA SETTINGS:

RefLevel [dBm]   RefLevelOffset [dB]   InpAtt [dB]	14.79   14.14   20
Start [MHz]   Stop [MHz]	2447.000   2477.000
RBW [MHz]   VBW [MHz]	0.003000   0.010000
Detector   TraceMode	RMS   AVER
Sweep: time [ms]   count   points per Section   type	334   100   1001   SWE



**RESULT**

DESCRIPTION	LOWER LIMIT	UPPER LIMIT	MEASURED	UNIT	VERDICT
Avg psd uncorrected	--	--	-22.96	dBm	INFO
Duty cycle correction	--	--	0	dB	INFO
Avg psd DC corrected	--	8	-22.96	dBm/3kHz	PASS

Verdict

PASS

## FCC 15.247 # Bandwidth 6dB DTS ~ WLAN2G4 b mode

### References

TC start	16.10.2023 13:36:49
Ambit temp [°C]   humidity [rel%]	25.8   31
System version	4.6.2.0
Standard   Version	FCC 15.247   NI
Method	
Description	FCC 15.247 Bandwidth 6dB DTS - WLAN2G4 b mode
Information	

### EUT Common Settings WLAN2G4

Number of Antenna Ports	2
User Interaction	No

### Test Parameter

Technology to test	WLAN2G4 b mode
Antenna port used	1
Temperature	nom
Voltage	nom
Frequency low to test	True   Freq [MHz] 2412
Frequency mid to test	False   Freq [MHz] 2437
Frequency high to test	False   Freq [MHz] 2462
Auto control enabled power supply   Climatic Box	No   No
Additional path loss [dB]	0.7
Full path name   type	EUT - SignalingUnit - SpectrumAnalyzer

### Equipment

Signal analyzer,Rohde&Schwarz,FSV-40,1307.9002K40/101042,3.70
Switch matrix,CTCadvanced,SPM-4 NI DAQ,28016133,NI

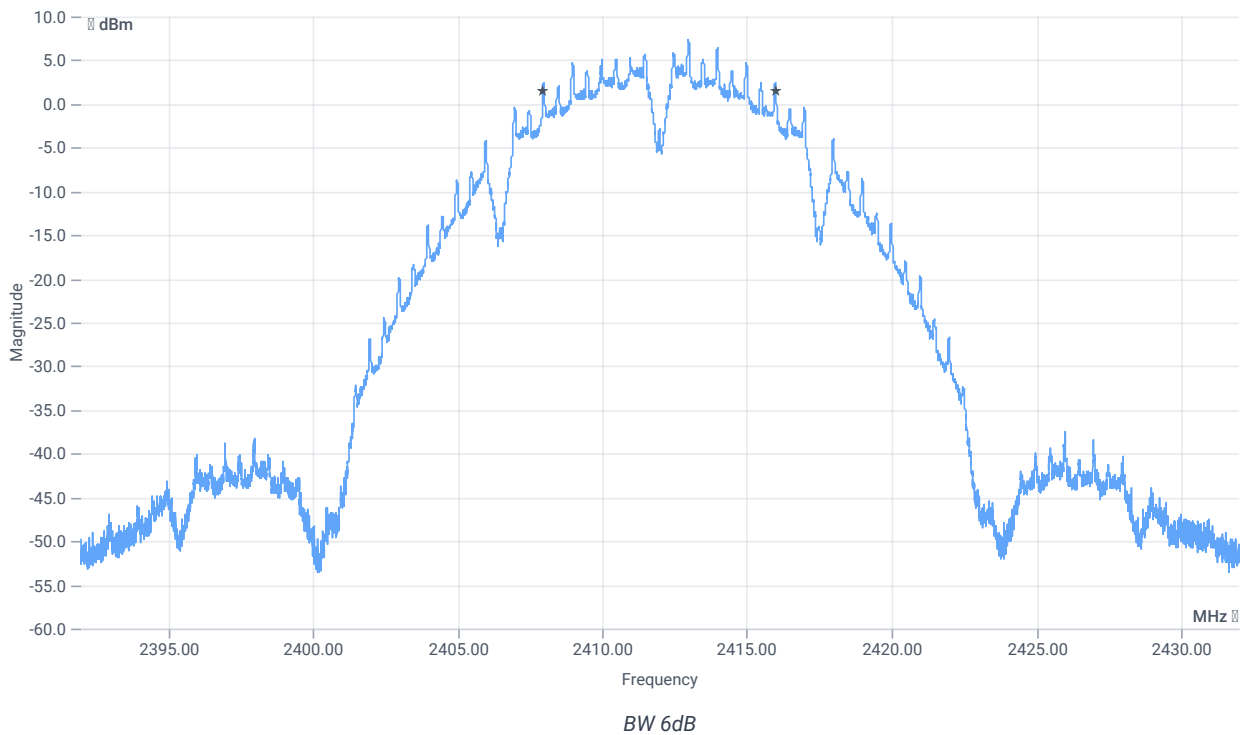
## Test at TX 2412 MHz

RESULT: Reference Power cond.

DESCRIPTION	LOWER LIMIT	UPPER LIMIT	MEASURED	UNIT	VERDICT
Ref. Power 1MHz/1MHz cond.	--	--	10.49	dBm	INFO
Ref. Frequency	--	--	2413.200	MHz	INFO

### READ SA SETTINGS:

RefLevel [dBm]   RefLevelOffset [dB]   InpAtt [dB]	15.49   13.85   20
Start [MHz]   Stop [MHz]	2392.000   2432.000
RBW [MHz]   VBW [MHz]	0.100000   0.300000
Detector   TraceMode	POS   MAXH
Sweep: time [ms]   count   points per Section   type	50   200   10001   SWE



### RESULT

DESCRIPTION	LOWER LIMIT	UPPER LIMIT	MEASURED	UNIT	VERDICT
DTS Bandwidth (6dB)	500	--	8060	kHz	PASS

Verdict

PASS



## FCC 15.247 # Bandwidth 6dB DTS ~ WLAN2G4 b mode

### References

TC start	16.10.2023 13:47:02
Ambit temp [°C]   humidity [rel%]	26.1   30
System version	4.6.2.0
Standard   Version	FCC 15.247   NI
Method	
Description	FCC 15.247 Bandwidth 6dB DTS - WLAN2G4 b mode
Information	

### EUT Common Settings WLAN2G4

Number of Antenna Ports	2
User Interaction	No

### Test Parameter

Technology to test	WLAN2G4 b mode
Antenna port used	2
Temperature	nom
Voltage	nom
Frequency low to test	True   Freq [MHz] 2412
Frequency mid to test	False   Freq [MHz] 2437
Frequency high to test	False   Freq [MHz] 2462
Auto control enabled power supply   Climatic Box	No   No
Additional path loss [dB]	0.7
Full path name   type	EUT - SignalingUnit - SpectrumAnalyzer

### Equipment

Signal analyzer,Rohde&Schwarz,FSV-40,1307.9002K40/101042,3.70
Switch matrix,CTCadvanced,SPM-4 NI DAQ,28016133,NI

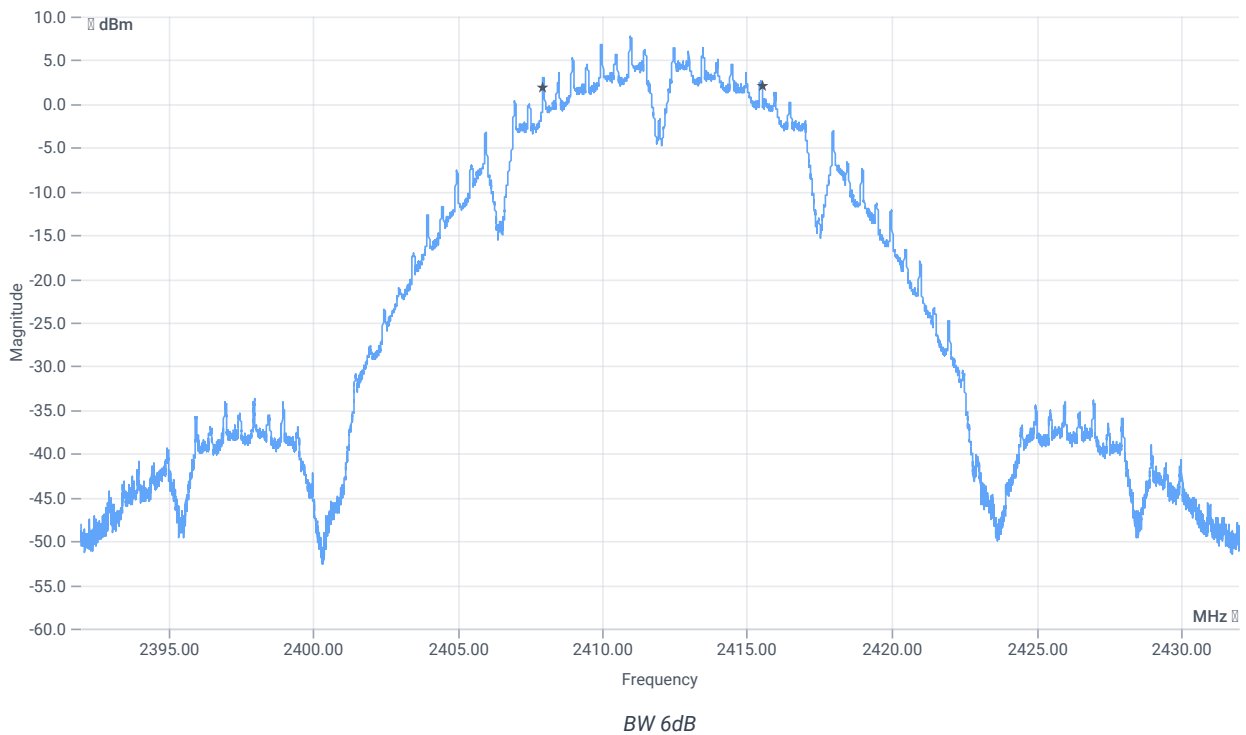
## Test at TX 2412 MHz

RESULT: Reference Power cond.

DESCRIPTION	LOWER LIMIT	UPPER LIMIT	MEASURED	UNIT	VERDICT
Ref. Power 1MHz/1MHz cond.	--	--	11.17	dBm	INFO
Ref. Frequency	--	--	2413.200	MHz	INFO

### READ SA SETTINGS:

RefLevel [dBm]   RefLevelOffset [dB]   InpAtt [dB]	16.17   13.85   20
Start [MHz]   Stop [MHz]	2392.000   2432.000
RBW [MHz]   VBW [MHz]	0.100000   0.300000
Detector   TraceMode	POS   MAXH
Sweep: time [ms]   count   points per Section   type	50   200   10001   SWE



### RESULT

DESCRIPTION	LOWER LIMIT	UPPER LIMIT	MEASURED	UNIT	VERDICT
DTS Bandwidth (6dB)	500	--	7572	kHz	PASS

Verdict

PASS

## FCC 15.247 # Bandwidth 6dB DTS ~ WLAN2G4 b mode

### References

TC start	16.10.2023 14:04:43
Ambit temp [°C]   humidity [rel%]	26.6   30
System version	4.6.2.0
Standard   Version	FCC 15.247   NI
Method	
Description	FCC 15.247 Bandwidth 6dB DTS - WLAN2G4 b mode
Information	

### EUT Common Settings WLAN2G4

Number of Antenna Ports	2
User Interaction	No

### Test Parameter

Technology to test	WLAN2G4 b mode
Antenna port used	1
Temperature	nom
Voltage	nom
Frequency low to test	False   Freq [MHz] 2412
Frequency mid to test	True   Freq [MHz] 2437
Frequency high to test	False   Freq [MHz] 2462
Auto control enabled power supply   Climatic Box	No   No
Additional path loss [dB]	0.7
Full path name   type	EUT - SignalingUnit - SpectrumAnalyzer

### Equipment

Signal analyzer,Rohde&Schwarz,FSV-40,1307.9002K40/101042,3.70
Switch matrix,CTCadvanced,SPM-4 NI DAQ,28016133,NI

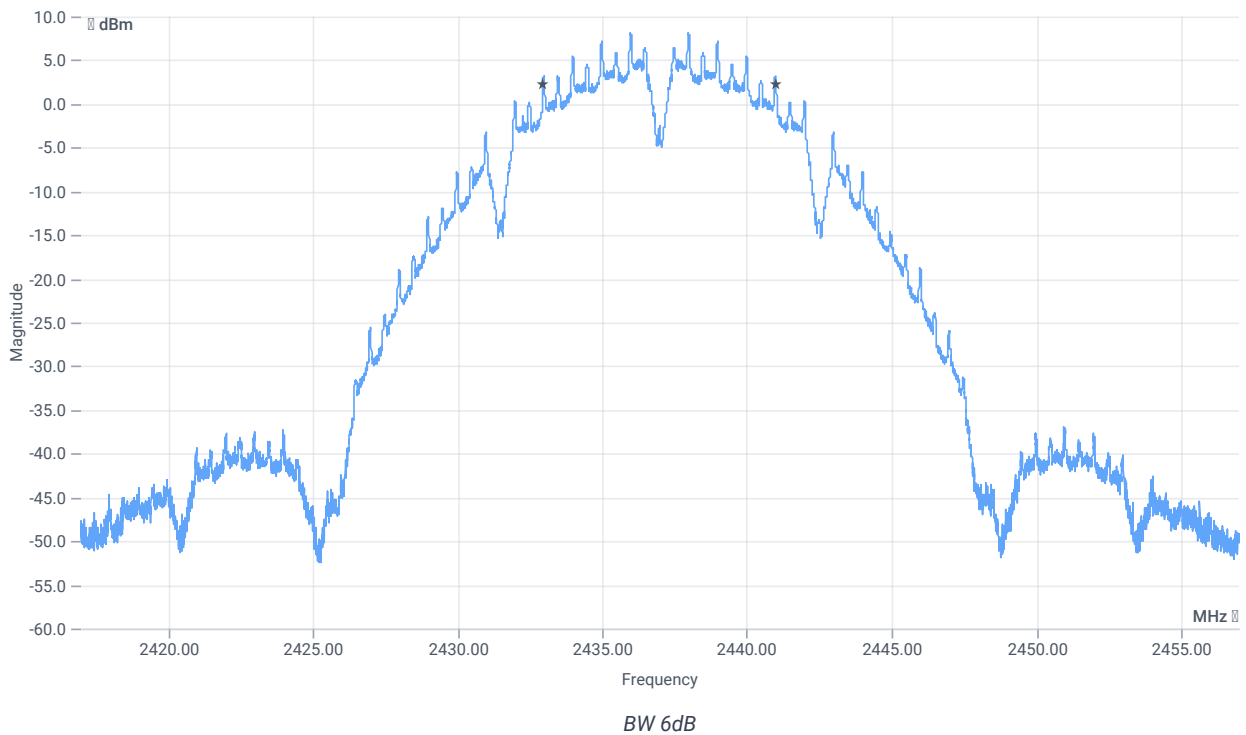
## Test at TX 2437 MHz

RESULT: Reference Power cond.

DESCRIPTION	LOWER LIMIT	UPPER LIMIT	MEASURED	UNIT	VERDICT
Ref. Power 1MHz/1MHz cond.	--	--	11.31	dBm	INFO
Ref. Frequency	--	--	2438.200	MHz	INFO

### READ SA SETTINGS:

RefLevel [dBm]   RefLevelOffset [dB]   InpAtt [dB]	16.31   14.01   20
Start [MHz]   Stop [MHz]	2417.000   2457.000
RBW [MHz]   VBW [MHz]	0.100000   0.300000
Detector   TraceMode	POS   MAXH
Sweep: time [ms]   count   points per Section   type	50   200   10001   SWE



### RESULT

DESCRIPTION	LOWER LIMIT	UPPER LIMIT	MEASURED	UNIT	VERDICT
DTS Bandwidth (6dB)	500	--	8060	kHz	PASS

Verdict

PASS

## FCC 15.247 # Bandwidth 6dB DTS ~ WLAN2G4 b mode

### References

TC start	16.10.2023 14:16:47
Ambit temp [°C]   humidity [rel%]	27.1   29
System version	4.6.2.0
Standard   Version	FCC 15.247   NI
Method	
Description	FCC 15.247 Bandwidth 6dB DTS - WLAN2G4 b mode
Information	

### EUT Common Settings WLAN2G4

Number of Antenna Ports	2
User Interaction	No

### Test Parameter

Technology to test	WLAN2G4 b mode
Antenna port used	2
Temperature	nom
Voltage	nom
Frequency low to test	False   Freq [MHz] 2412
Frequency mid to test	True   Freq [MHz] 2437
Frequency high to test	False   Freq [MHz] 2462
Auto control enabled power supply   Climatic Box	No   No
Additional path loss [dB]	0.7
Full path name   type	EUT - SignalingUnit - SpectrumAnalyzer

### Equipment

Signal analyzer,Rohde&Schwarz,FSV-40,1307.9002K40/101042,3.70
Switch matrix,CTCadvanced,SPM-4 NI DAQ,28016133,NI

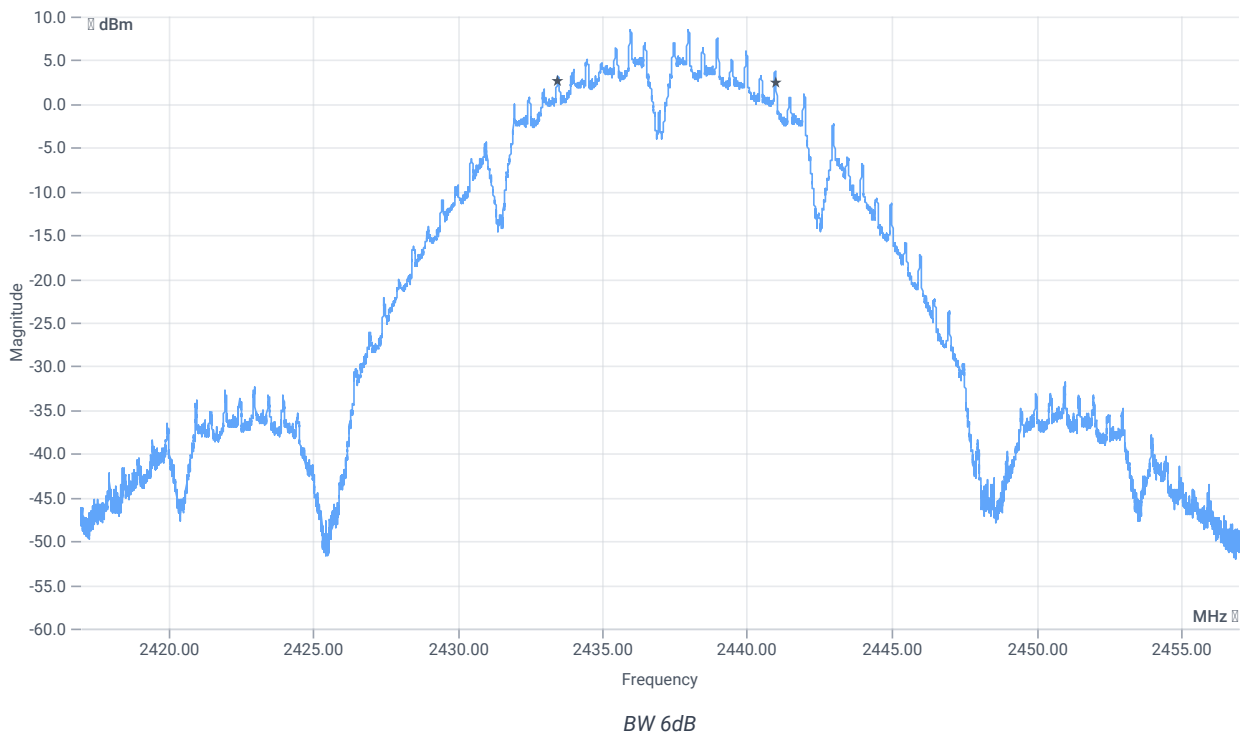
## Test at TX 2437 MHz

RESULT: Reference Power cond.

DESCRIPTION	LOWER LIMIT	UPPER LIMIT	MEASURED	UNIT	VERDICT
Ref. Power 1MHz/1MHz cond.	--	--	11.76	dBm	INFO
Ref. Frequency	--	--	2438.200	MHz	INFO

### READ SA SETTINGS:

RefLevel [dBm]   RefLevelOffset [dB]   InpAtt [dB]	16.76   14.01   20
Start [MHz]   Stop [MHz]	2417.000   2457.000
RBW [MHz]   VBW [MHz]	0.100000   0.300000
Detector   TraceMode	POS   MAXH
Sweep: time [ms]   count   points per Section   type	50   200   10001   SWE



### RESULT

DESCRIPTION	LOWER LIMIT	UPPER LIMIT	MEASURED	UNIT	VERDICT
DTS Bandwidth (6dB)	500	--	7572	kHz	PASS

Verdict

PASS

## FCC 15.247 # Bandwidth 6dB DTS ~ WLAN2G4 b mode

### References

TC start	16.10.2023 14:27:25
Ambit temp [°C]   humidity [rel%]	27.0   28
System version	4.6.2.0
Standard   Version	FCC 15.247   NI
Method	
Description	FCC 15.247 Bandwidth 6dB DTS - WLAN2G4 b mode
Information	

### EUT Common Settings WLAN2G4

Number of Antenna Ports	2
User Interaction	No

### Test Parameter

Technology to test	WLAN2G4 b mode
Antenna port used	1
Temperature	nom
Voltage	nom
Frequency low to test	False   Freq [MHz] 2412
Frequency mid to test	False   Freq [MHz] 2437
Frequency high to test	True   Freq [MHz] 2462
Auto control enabled power supply   Climatic Box	No   No
Additional path loss [dB]	0.7
Full path name   type	EUT - SignalingUnit - SpectrumAnalyzer

### Equipment

Signal analyzer,Rohde&Schwarz,FSV-40,1307.9002K40/101042,3.70
Switch matrix,CTCadvanced,SPM-4 NI DAQ,28016133,NI

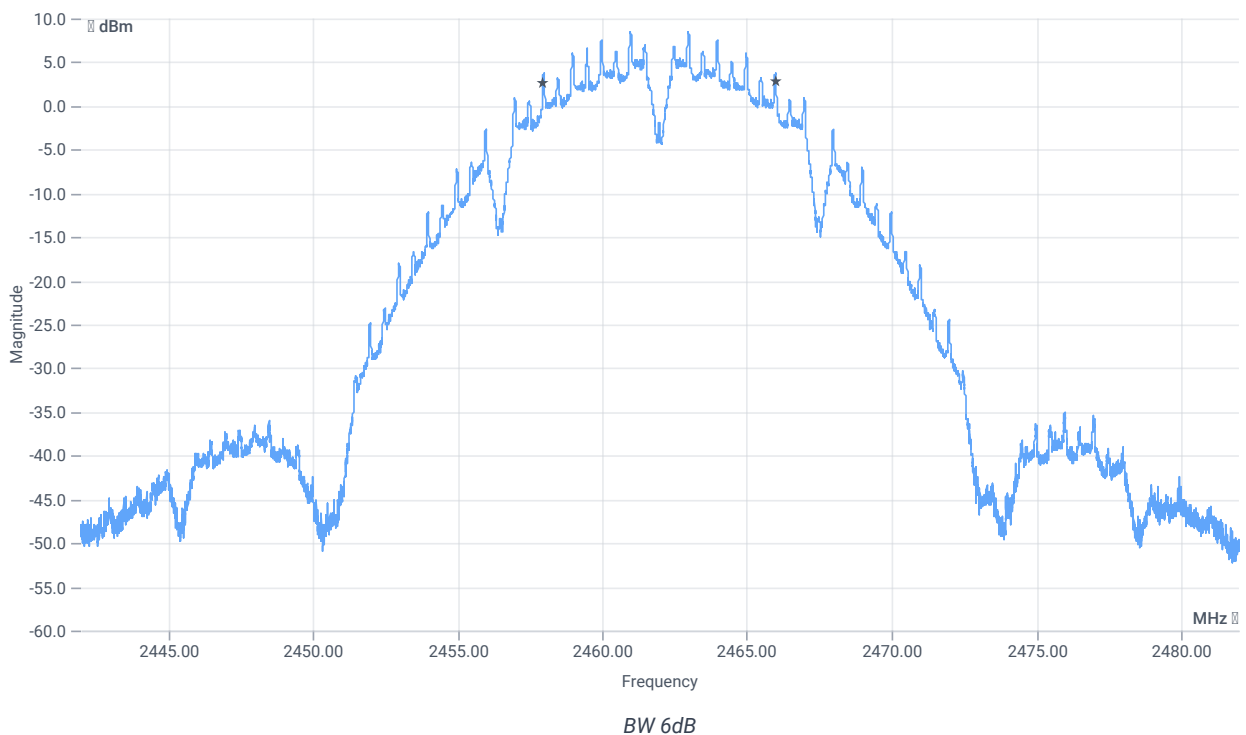
## Test at TX 2462 MHz

RESULT: Reference Power cond.

DESCRIPTION	LOWER LIMIT	UPPER LIMIT	MEASURED	UNIT	VERDICT
Ref. Power 1MHz/1MHz cond.	--	--	11.74	dBm	INFO
Ref. Frequency	--	--	2460.800	MHz	INFO

### READ SA SETTINGS:

RefLevel [dBm]   RefLevelOffset [dB]   InpAtt [dB]	16.74   14.14   20
Start [MHz]   Stop [MHz]	2442.000   2482.000
RBW [MHz]   VBW [MHz]	0.100000   0.300000
Detector   TraceMode	POS   MAXH
Sweep: time [ms]   count   points per Section   type	50   200   10001   SWE



### RESULT

DESCRIPTION	LOWER LIMIT	UPPER LIMIT	MEASURED	UNIT	VERDICT
DTS Bandwidth (6dB)	500	--	8064	kHz	PASS

Verdict

PASS



## FCC 15.247 # Bandwidth 6dB DTS ~ WLAN2G4 b mode

### References

TC start	16.10.2023 14:37:39
Ambit temp [°C]   humidity [rel%]	27.3   28
System version	4.6.2.0
Standard   Version	FCC 15.247   NI
Method	
Description	FCC 15.247 Bandwidth 6dB DTS - WLAN2G4 b mode
Information	

### EUT Common Settings WLAN2G4

Number of Antenna Ports	2
User Interaction	No

### Test Parameter

Technology to test	WLAN2G4 b mode
Antenna port used	2
Temperature	nom
Voltage	nom
Frequency low to test	False   Freq [MHz] 2412
Frequency mid to test	False   Freq [MHz] 2437
Frequency high to test	True   Freq [MHz] 2462
Auto control enabled power supply   Climatic Box	No   No
Additional path loss [dB]	0.7
Full path name   type	EUT - SignalingUnit - SpectrumAnalyzer

### Equipment

Signal analyzer,Rohde&Schwarz,FSV-40,1307.9002K40/101042,3.70
Switch matrix,CTCadvanced,SPM-4 NI DAQ,28016133,NI

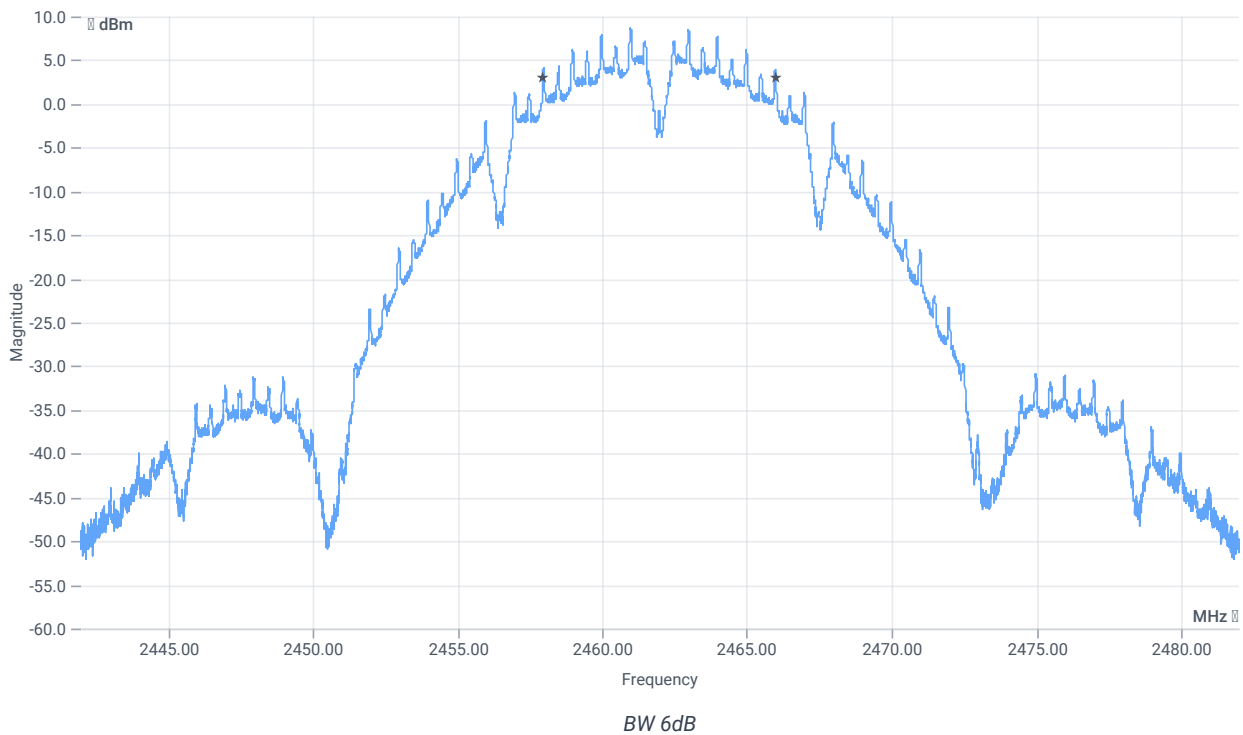
## Test at TX 2462 MHz

RESULT: Reference Power cond.

DESCRIPTION	LOWER LIMIT	UPPER LIMIT	MEASURED	UNIT	VERDICT
Ref. Power 1MHz/1MHz cond.	--	--	12.03	dBm	INFO
Ref. Frequency	--	--	2460.800	MHz	INFO

### READ SA SETTINGS:

RefLevel [dBm]   RefLevelOffset [dB]   InpAtt [dB]	17.03   14.14   20
Start [MHz]   Stop [MHz]	2442.000   2482.000
RBW [MHz]   VBW [MHz]	0.100000   0.300000
Detector   TraceMode	POS   MAXH
Sweep: time [ms]   count   points per Section   type	50   200   10001   SWE



### RESULT

DESCRIPTION	LOWER LIMIT	UPPER LIMIT	MEASURED	UNIT	VERDICT
DTS Bandwidth (6dB)	500	--	8064	kHz	PASS

Verdict

PASS

## FCC 15.247 # Bandwidth 6dB DTS ~ WLAN2G4 g mode

### References

TC start	16.10.2023 14:48:43
Ambit temp [°C]   humidity [rel%]	27.6   28
System version	4.6.2.0
Standard   Version	FCC 15.247   NI
Method	
Description	FCC 15.247 Bandwidth 6dB DTS - WLAN2G4 g mode
Information	

### EUT Common Settings WLAN2G4

Number of Antenna Ports	2
User Interaction	No

### Test Parameter

Technology to test	WLAN2G4 g mode
Antenna port used	1
Temperature	nom
Voltage	nom
Frequency low to test	True   Freq [MHz] 2412
Frequency mid to test	False   Freq [MHz] 2437
Frequency high to test	False   Freq [MHz] 2462
Auto control enabled power supply   Climatic Box	No   No
Additional path loss [dB]	0.7
Full path name   type	EUT - SignalingUnit - SpectrumAnalyzer

### Equipment

Signal analyzer,Rohde&Schwarz,FSV-40,1307.9002K40/101042,3.70
Switch matrix,CTCadvanced,SPM-4 NI DAQ,28016133,NI

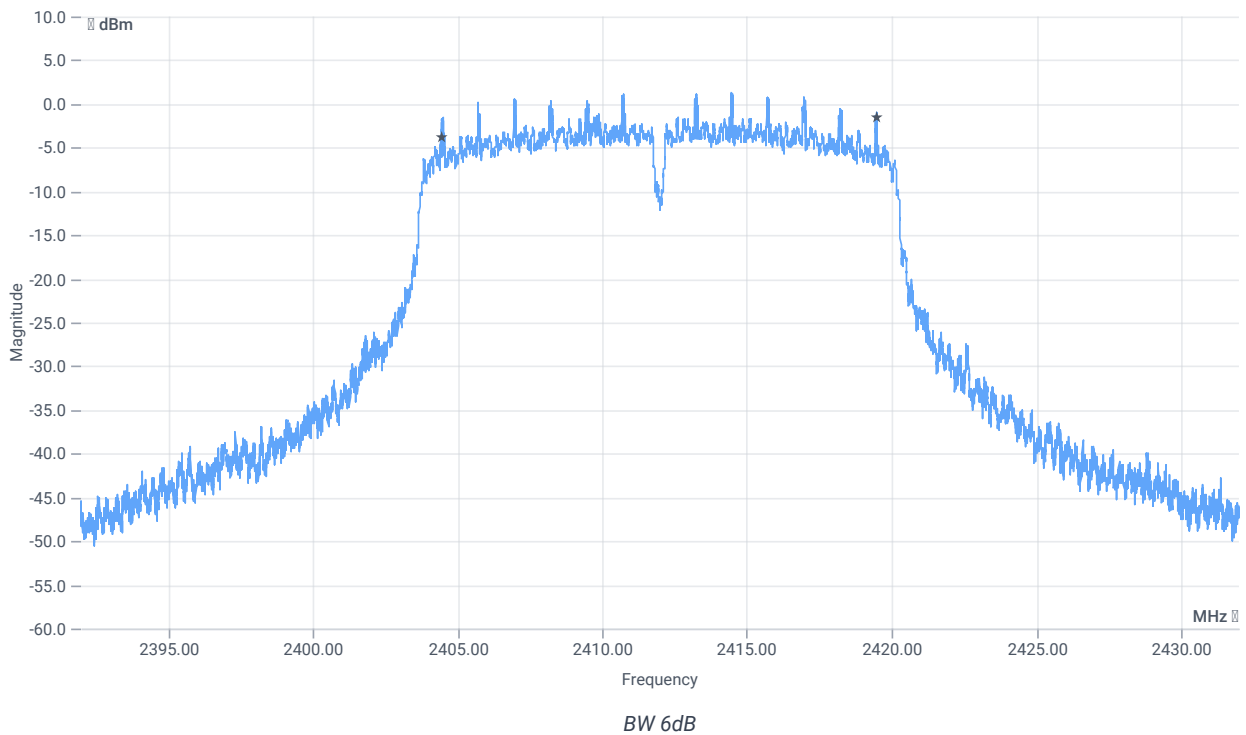
## Test at TX 2412 MHz

RESULT: Reference Power cond.

DESCRIPTION	LOWER LIMIT	UPPER LIMIT	MEASURED	UNIT	VERDICT
Ref. Power 1MHz/1MHz cond.	--	--	9.07	dBm	INFO
Ref. Frequency	--	--	2414.900	MHz	INFO

### READ SA SETTINGS:

RefLevel [dBm]   RefLevelOffset [dB]   InpAtt [dB]	14.07   13.85   20
Start [MHz]   Stop [MHz]	2392.000   2432.000
RBW [MHz]   VBW [MHz]	0.100000   0.300000
Detector   TraceMode	POS   MAXH
Sweep: time [ms]   count   points per Section   type	50   200   10001   SWE



### RESULT

DESCRIPTION	LOWER LIMIT	UPPER LIMIT	MEASURED	UNIT	VERDICT
DTS Bandwidth (6dB)	500	--	15076	kHz	PASS

Verdict

PASS

## FCC 15.247 # Bandwidth 6dB DTS ~ WLAN2G4 g mode

### References

TC start	16.10.2023 14:58:55
Ambit temp [°C]   humidity [rel%]	27.4   27
System version	4.6.2.0
Standard   Version	FCC 15.247   NI
Method	
Description	FCC 15.247 Bandwidth 6dB DTS - WLAN2G4 g mode
Information	

### EUT Common Settings WLAN2G4

Number of Antenna Ports	2
User Interaction	No

### Test Parameter

Technology to test	WLAN2G4 g mode
Antenna port used	2
Temperature	nom
Voltage	nom
Frequency low to test	True   Freq [MHz] 2412
Frequency mid to test	False   Freq [MHz] 2437
Frequency high to test	False   Freq [MHz] 2462
Auto control enabled power supply   Climatic Box	No   No
Additional path loss [dB]	0.7
Full path name   type	EUT - SignalingUnit - SpectrumAnalyzer

### Equipment

Signal analyzer,Rohde&Schwarz,FSV-40,1307.9002K40/101042,3.70
Switch matrix,CTCadvanced,SPM-4 NI DAQ,28016133,NI

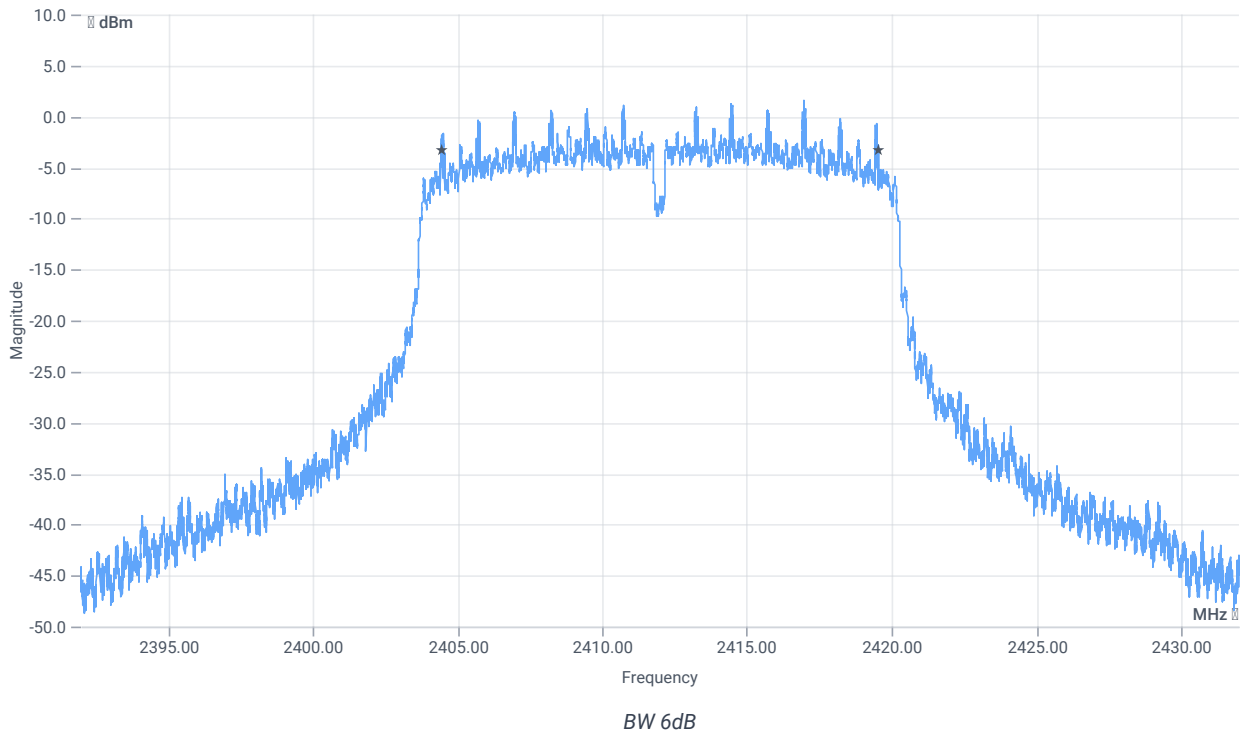
## Test at TX 2412 MHz

RESULT: Reference Power cond.

DESCRIPTION	LOWER LIMIT	UPPER LIMIT	MEASURED	UNIT	VERDICT
Ref. Power 1MHz/1MHz cond.	--	--	9.91	dBm	INFO
Ref. Frequency	--	--	2414.600	MHz	INFO

### READ SA SETTINGS:

RefLevel [dBm]   RefLevelOffset [dB]   InpAtt [dB]	14.91   13.85   20
Start [MHz]   Stop [MHz]	2392.000   2432.000
RBW [MHz]   VBW [MHz]	0.100000   0.300000
Detector   TraceMode	POS   MAXH
Sweep: time [ms]   count   points per Section   type	50   200   10001   SWE



### RESULT

DESCRIPTION	LOWER LIMIT	UPPER LIMIT	MEASURED	UNIT	VERDICT
DTS Bandwidth (6dB)	500	--	15100	kHz	PASS

Verdict

PASS

## FCC 15.247 # Bandwidth 6dB DTS ~ WLAN2G4 g mode

### References

TC start	16.10.2023 15:17:45
Ambit temp [°C]   humidity [rel%]	27.5   28
System version	4.6.2.0
Standard   Version	FCC 15.247   NI
Method	
Description	FCC 15.247 Bandwidth 6dB DTS - WLAN2G4 g mode
Information	

### EUT Common Settings WLAN2G4

Number of Antenna Ports	2
User Interaction	No

### Test Parameter

Technology to test	WLAN2G4 g mode
Antenna port used	1
Temperature	nom
Voltage	nom
Frequency low to test	False   Freq [MHz] 2412
Frequency mid to test	True   Freq [MHz] 2437
Frequency high to test	False   Freq [MHz] 2462
Auto control enabled power supply   Climatic Box	No   No
Additional path loss [dB]	0.7
Full path name   type	EUT - SignalingUnit - SpectrumAnalyzer

### Equipment

Signal analyzer,Rohde&Schwarz,FSV-40,1307.9002K40/101042,3.70
Switch matrix,CTCadvanced,SPM-4 NI DAQ,28016133,NI

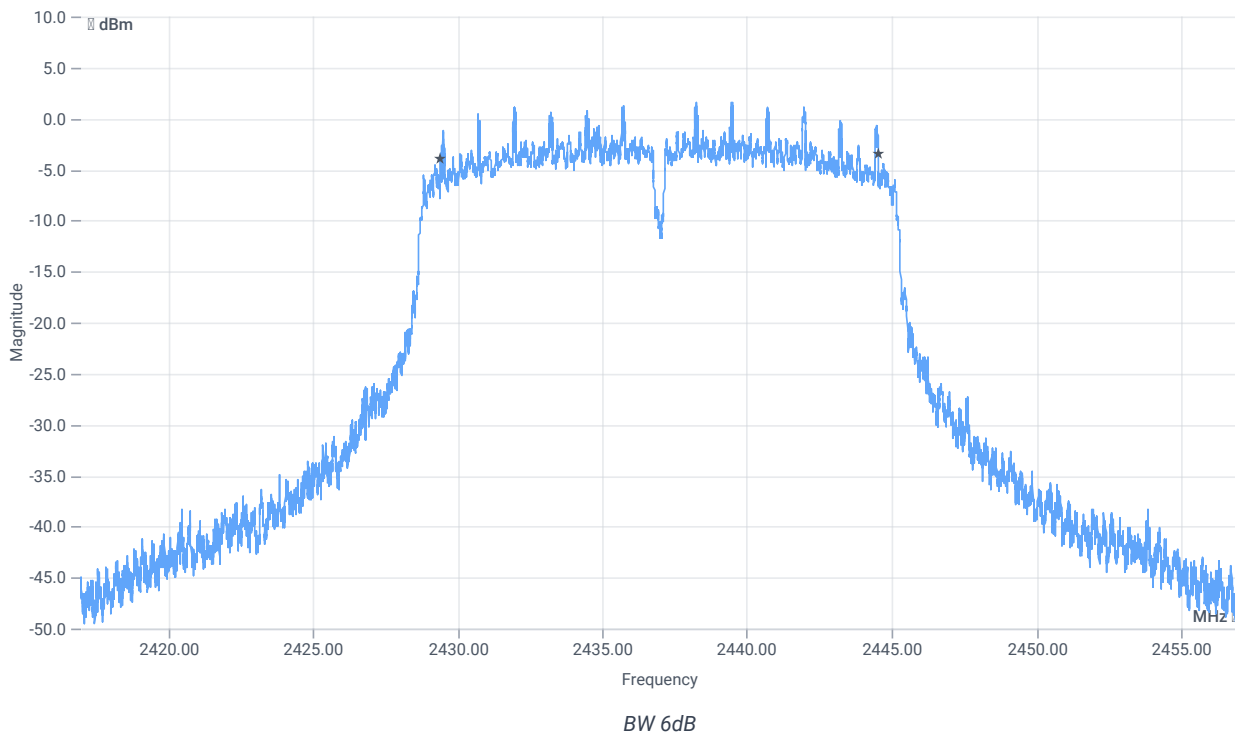
## Test at TX 2437 MHz

RESULT: Reference Power cond.

DESCRIPTION	LOWER LIMIT	UPPER LIMIT	MEASURED	UNIT	VERDICT
Ref. Power 1MHz/1MHz cond.	--	--	9.44	dBm	INFO
Ref. Frequency	--	--	2439.300	MHz	INFO

### READ SA SETTINGS:

RefLevel [dBm]   RefLevelOffset [dB]   InpAtt [dB]	14.44   14.01   20
Start [MHz]   Stop [MHz]	2417.000   2457.000
RBW [MHz]   VBW [MHz]	0.100000   0.300000
Detector   TraceMode	POS   MAXH
Sweep: time [ms]   count   points per Section   type	50   200   10001   SWE



### RESULT

DESCRIPTION	LOWER LIMIT	UPPER LIMIT	MEASURED	UNIT	VERDICT
DTS Bandwidth (6dB)	500	--	15116	kHz	PASS

Verdict

PASS



## FCC 15.247 # Bandwidth 6dB DTS ~ WLAN2G4 g mode

### References

TC start	16.10.2023 15:27:57
Ambit temp [°C]   humidity [rel%]	27.7   28
System version	4.6.2.0
Standard   Version	FCC 15.247   NI
Method	
Description	FCC 15.247 Bandwidth 6dB DTS - WLAN2G4 g mode
Information	

### EUT Common Settings WLAN2G4

Number of Antenna Ports	2
User Interaction	No

### Test Parameter

Technology to test	WLAN2G4 g mode
Antenna port used	2
Temperature	nom
Voltage	nom
Frequency low to test	False   Freq [MHz] 2412
Frequency mid to test	True   Freq [MHz] 2437
Frequency high to test	False   Freq [MHz] 2462
Auto control enabled power supply   Climatic Box	No   No
Additional path loss [dB]	0.7
Full path name   type	EUT - SignalingUnit - SpectrumAnalyzer

### Equipment

Signal analyzer,Rohde&Schwarz,FSV-40,1307.9002K40/101042,3.70
Switch matrix,CTCadvanced,SPM-4 NI DAQ,28016133,NI

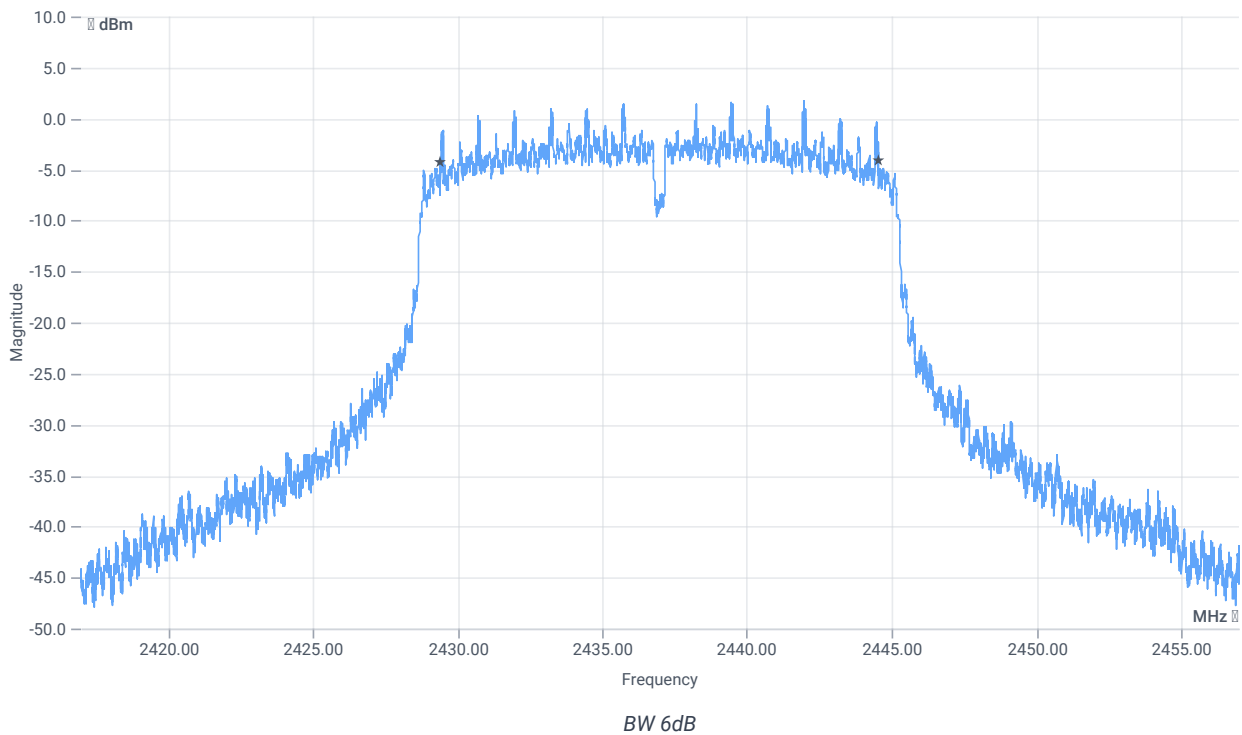
## Test at TX 2437 MHz

RESULT: Reference Power cond.

DESCRIPTION	LOWER LIMIT	UPPER LIMIT	MEASURED	UNIT	VERDICT
Ref. Power 1MHz/1MHz cond.	--	--	9.82	dBm	INFO
Ref. Frequency	--	--	2432.800	MHz	INFO

### READ SA SETTINGS:

RefLevel [dBm]   RefLevelOffset [dB]   InpAtt [dB]	14.82   14.01   20
Start [MHz]   Stop [MHz]	2417.000   2457.000
RBW [MHz]   VBW [MHz]	0.100000   0.300000
Detector   TraceMode	POS   MAXH
Sweep: time [ms]   count   points per Section   type	50   200   10001   SWE



### RESULT

DESCRIPTION	LOWER LIMIT	UPPER LIMIT	MEASURED	UNIT	VERDICT
DTS Bandwidth (6dB)	500	--	15128	kHz	PASS

Verdict

PASS

## FCC 15.247 # Bandwidth 6dB DTS ~ WLAN2G4 g mode

### References

TC start	16.10.2023 15:38:35
Ambit temp [°C]   humidity [rel%]	28.0   28
System version	4.6.2.0
Standard   Version	FCC 15.247   NI
Method	
Description	FCC 15.247 Bandwidth 6dB DTS - WLAN2G4 g mode
Information	

### EUT Common Settings WLAN2G4

Number of Antenna Ports	2
User Interaction	No

### Test Parameter

Technology to test	WLAN2G4 g mode
Antenna port used	1
Temperature	nom
Voltage	nom
Frequency low to test	False   Freq [MHz] 2412
Frequency mid to test	False   Freq [MHz] 2437
Frequency high to test	True   Freq [MHz] 2462
Auto control enabled power supply   Climatic Box	No   No
Additional path loss [dB]	0.7
Full path name   type	EUT - SignalingUnit - SpectrumAnalyzer

### Equipment

Signal analyzer,Rohde&Schwarz,FSV-40,1307.9002K40/101042,3.70
Switch matrix,CTCadvanced,SPM-4 NI DAQ,28016133,NI

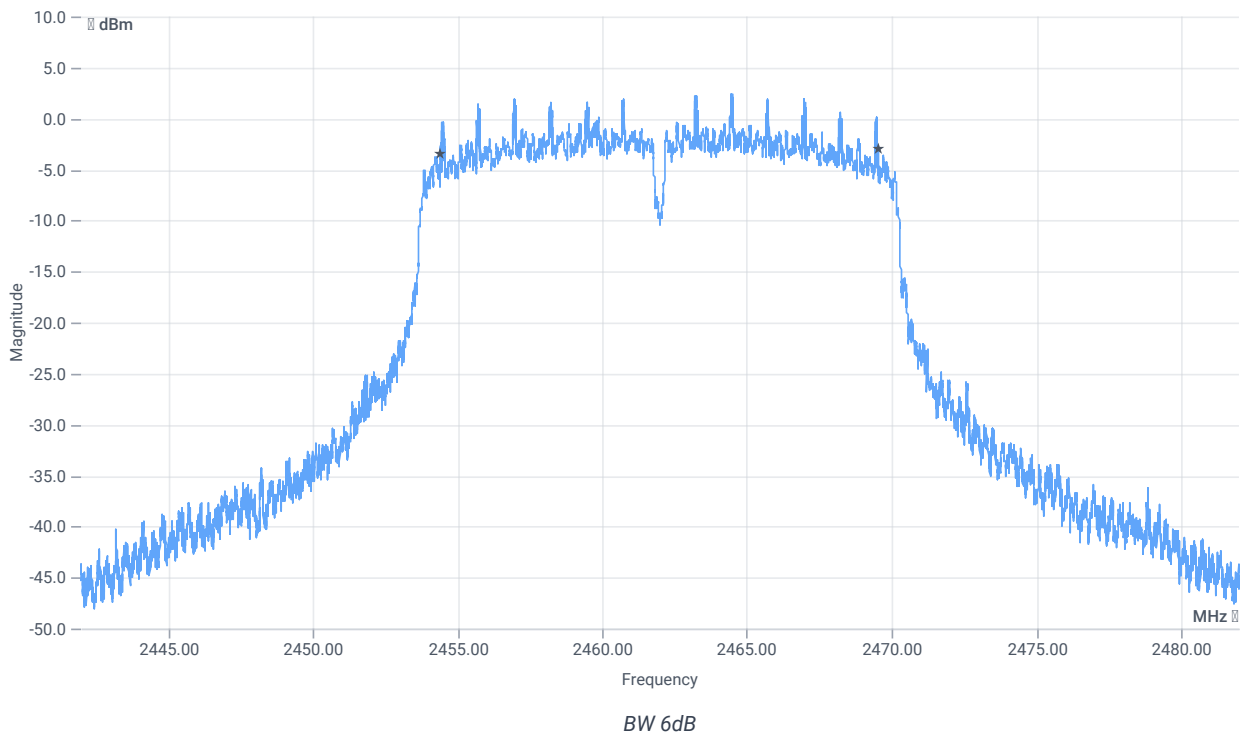
## Test at TX 2462 MHz

RESULT: Reference Power cond.

DESCRIPTION	LOWER LIMIT	UPPER LIMIT	MEASURED	UNIT	VERDICT
Ref. Power 1MHz/1MHz cond.	--	--	9.93	dBm	INFO
Ref. Frequency	--	--	2458.600	MHz	INFO

### READ SA SETTINGS:

RefLevel [dBm]   RefLevelOffset [dB]   InpAtt [dB]	14.93   14.14   20
Start [MHz]   Stop [MHz]	2442.000   2482.000
RBW [MHz]   VBW [MHz]	0.100000   0.300000
Detector   TraceMode	POS   MAXH
Sweep: time [ms]   count   points per Section   type	50   200   10001   SWE



### RESULT

DESCRIPTION	LOWER LIMIT	UPPER LIMIT	MEASURED	UNIT	VERDICT
DTS Bandwidth (6dB)	500	--	15128	kHz	PASS

Verdict

PASS

## FCC 15.247 # Bandwidth 6dB DTS ~ WLAN2G4 g mode

### References

TC start	16.10.2023 15:48:49
Ambit temp [°C]   humidity [rel%]	27.8   26
System version	4.6.2.0
Standard   Version	FCC 15.247   NI
Method	
Description	FCC 15.247 Bandwidth 6dB DTS - WLAN2G4 g mode
Information	

### EUT Common Settings WLAN2G4

Number of Antenna Ports	2
User Interaction	No

### Test Parameter

Technology to test	WLAN2G4 g mode
Antenna port used	2
Temperature	nom
Voltage	nom
Frequency low to test	False   Freq [MHz] 2412
Frequency mid to test	False   Freq [MHz] 2437
Frequency high to test	True   Freq [MHz] 2462
Auto control enabled power supply   Climatic Box	No   No
Additional path loss [dB]	0.7
Full path name   type	EUT - SignalingUnit - SpectrumAnalyzer

### Equipment

Signal analyzer,Rohde&Schwarz,FSV-40,1307.9002K40/101042,3.70
Switch matrix,CTCadvanced,SPM-4 NI DAQ,28016133,NI

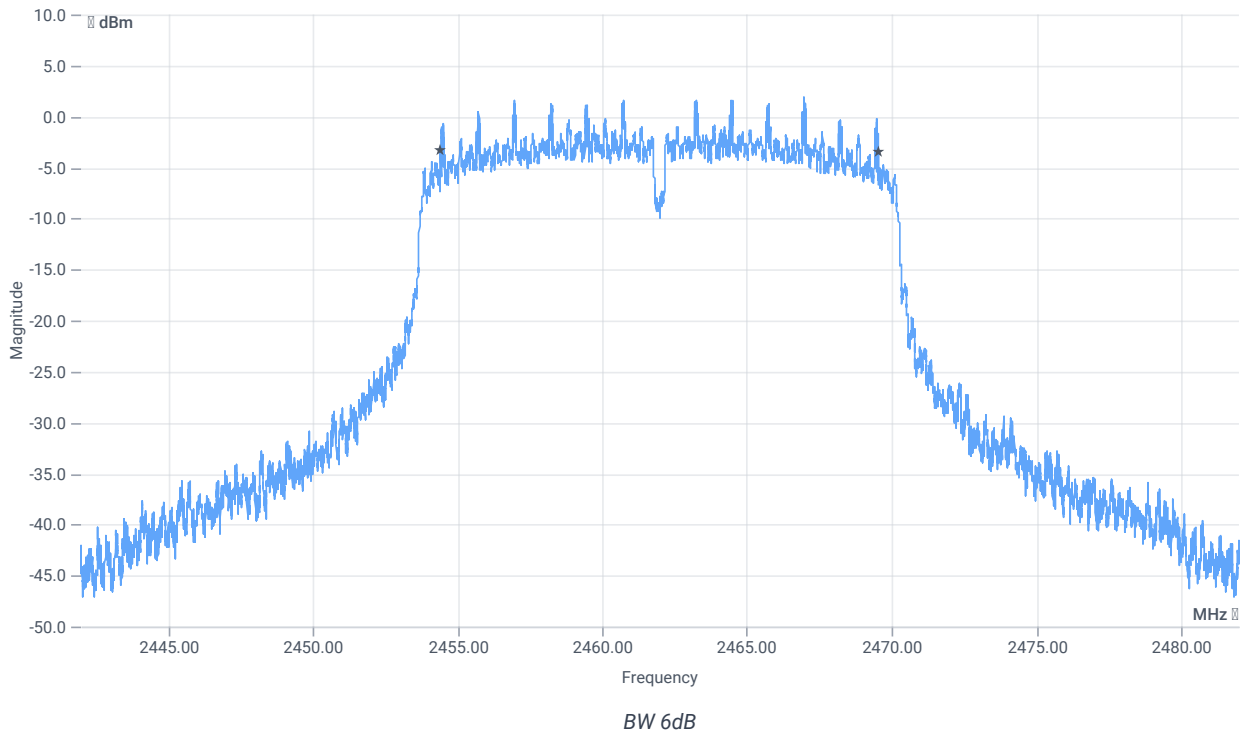
## Test at TX 2462 MHz

RESULT: Reference Power cond.

DESCRIPTION	LOWER LIMIT	UPPER LIMIT	MEASURED	UNIT	VERDICT
Ref. Power 1MHz/1MHz cond.	--	--	10.05	dBm	INFO
Ref. Frequency	--	--	2459.800	MHz	INFO

### READ SA SETTINGS:

RefLevel [dBm]   RefLevelOffset [dB]   InpAtt [dB]	15.05   14.14   20
Start [MHz]   Stop [MHz]	2442.000   2482.000
RBW [MHz]   VBW [MHz]	0.100000   0.300000
Detector   TraceMode	POS   MAXH
Sweep: time [ms]   count   points per Section   type	50   200   10001   SWE



### RESULT

DESCRIPTION	LOWER LIMIT	UPPER LIMIT	MEASURED	UNIT	VERDICT
DTS Bandwidth (6dB)	500	--	15116	kHz	PASS

Verdict

PASS

## FCC 15.247 # Bandwidth 6dB DTS ~ WLAN2G4 n-HT20 mode

### References

TC start	16.10.2023 16:02:24
Ambit temp [°C]   humidity [rel%]	27.2   26
System version	4.6.2.0
Standard   Version	FCC 15.247   NI
Method	
Description	FCC 15.247 Bandwidth 6dB DTS - WLAN2G4 n-HT20 mode
Information	

### EUT Common Settings WLAN2G4

Number of Antenna Ports	2
User Interaction	No

### Test Parameter

Technology to test	WLAN2G4 n-HT20 mode
Antenna port used	1
Temperature	nom
Voltage	nom
Frequency low to test	True   Freq [MHz] 2412
Frequency mid to test	False   Freq [MHz] 2437
Frequency high to test	False   Freq [MHz] 2462
Auto control enabled power supply   Climatic Box	No   No
Additional path loss [dB]	0.7
Full path name   type	EUT - SignalingUnit - SpectrumAnalyzer

### Equipment

Signal analyzer,Rohde&Schwarz,FSV-40,1307.9002K40/101042,3.70
Switch matrix,CTCadvanced,SPM-4 NI DAQ,28016133,NI

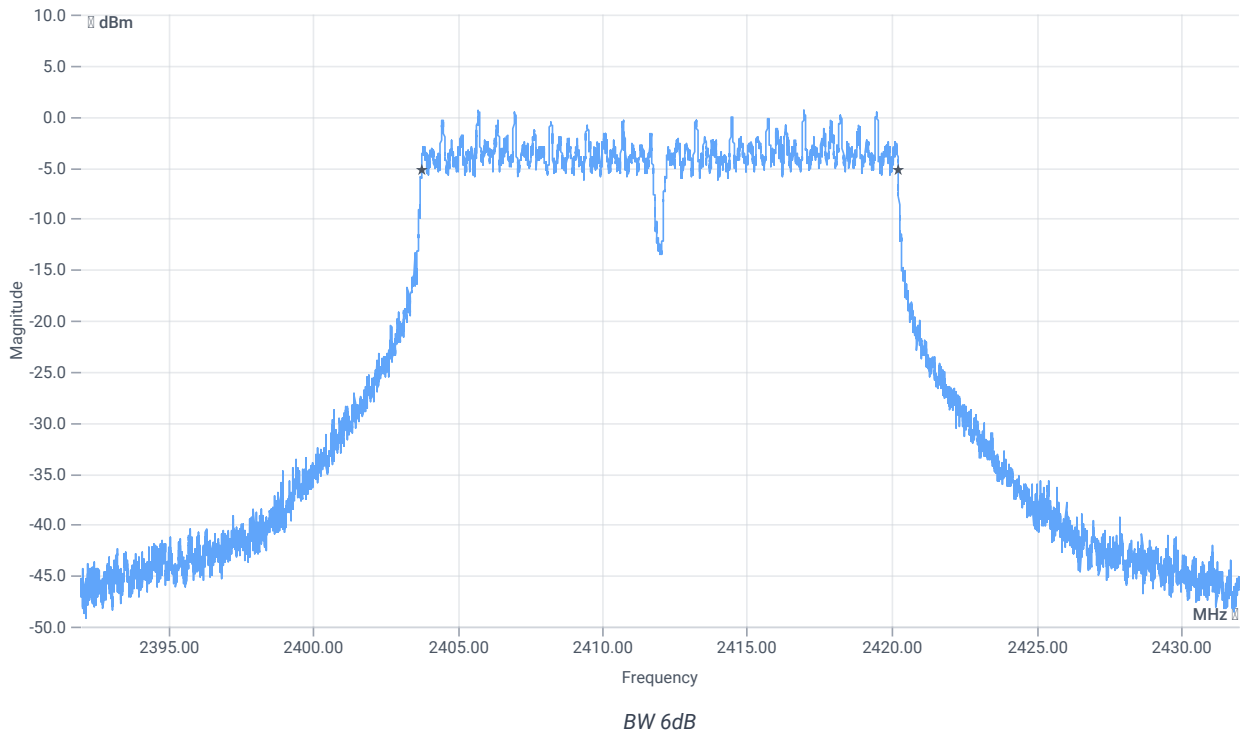
## Test at TX 2412 MHz

RESULT: Reference Power cond.

DESCRIPTION	LOWER LIMIT	UPPER LIMIT	MEASURED	UNIT	VERDICT
Ref. Power 1MHz/1MHz cond.	--	--	8.58	dBm	INFO
Ref. Frequency	--	--	2416.900	MHz	INFO

### READ SA SETTINGS:

RefLevel [dBm]   RefLevelOffset [dB]   InpAtt [dB]	13.58   13.85   15
Start [MHz]   Stop [MHz]	2392.000   2432.000
RBW [MHz]   VBW [MHz]	0.100000   0.300000
Detector   TraceMode	POS   MAXH
Sweep: time [ms]   count   points per Section   type	50   200   10001   SWE



### RESULT

DESCRIPTION	LOWER LIMIT	UPPER LIMIT	MEASURED	UNIT	VERDICT
DTS Bandwidth (6dB)	500	--	16468	kHz	PASS

Verdict

PASS



## FCC 15.247 # Bandwidth 6dB DTS ~ WLAN2G4 n-HT20 mode

### References

TC start	16.10.2023 16:12:36
Ambit temp [°C]   humidity [rel%]	27.3   27
System version	4.6.2.0
Standard   Version	FCC 15.247   NI
Method	
Description	FCC 15.247 Bandwidth 6dB DTS - WLAN2G4 n-HT20 mode
Information	

### EUT Common Settings WLAN2G4

Number of Antenna Ports	2
User Interaction	No

### Test Parameter

Technology to test	WLAN2G4 n-HT20 mode
Antenna port used	2
Temperature	nom
Voltage	nom
Frequency low to test	True   Freq [MHz] 2412
Frequency mid to test	False   Freq [MHz] 2437
Frequency high to test	False   Freq [MHz] 2462
Auto control enabled power supply   Climatic Box	No   No
Additional path loss [dB]	0.7
Full path name   type	EUT - SignalingUnit - SpectrumAnalyzer

### Equipment

Signal analyzer,Rohde&Schwarz,FSV-40,1307.9002K40/101042,3.70
Switch matrix,CTCadvanced,SPM-4 NI DAQ,28016133,NI

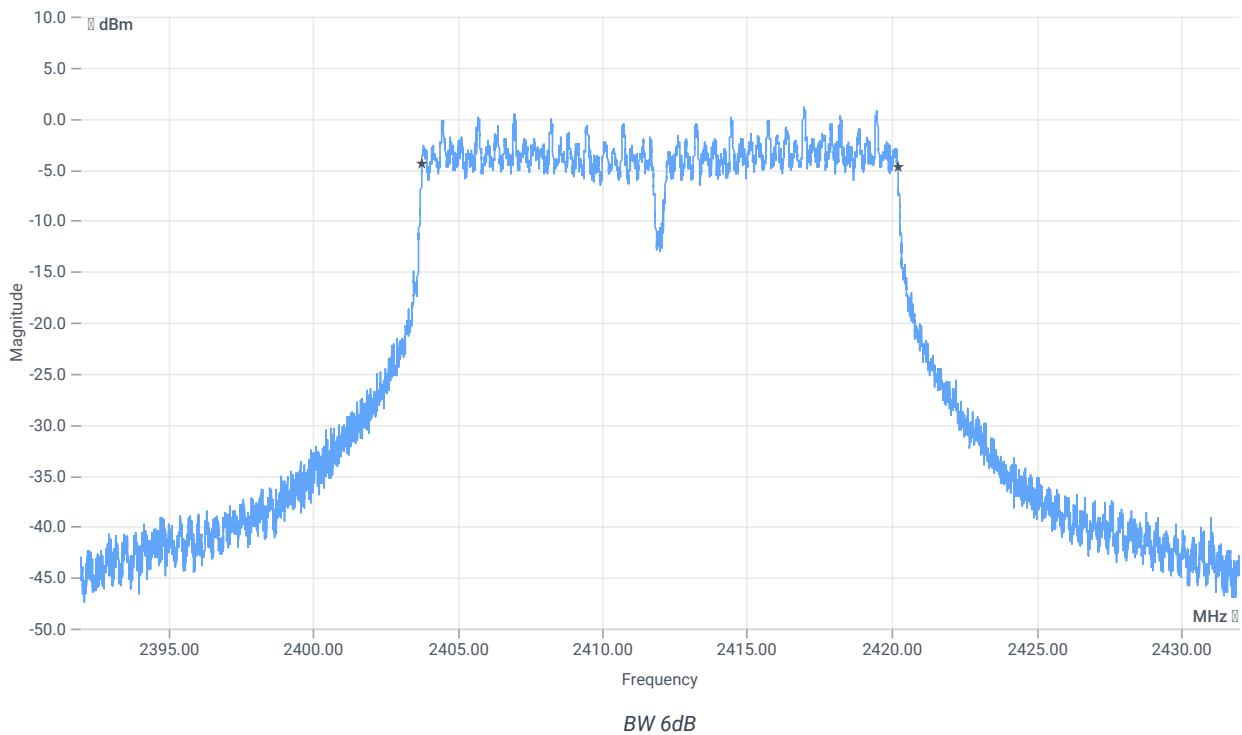
## Test at TX 2412 MHz

RESULT: Reference Power cond.

DESCRIPTION	LOWER LIMIT	UPPER LIMIT	MEASURED	UNIT	VERDICT
Ref. Power 1MHz/1MHz cond.	--	--	9.22	dBm	INFO
Ref. Frequency	--	--	2418.890	MHz	INFO

### READ SA SETTINGS:

RefLevel [dBm]   RefLevelOffset [dB]   InpAtt [dB]	14.22   13.85   20
Start [MHz]   Stop [MHz]	2392.000   2432.000
RBW [MHz]   VBW [MHz]	0.100000   0.300000
Detector   TraceMode	POS   MAXH
Sweep: time [ms]   count   points per Section   type	50   200   10001   SWE



### RESULT

DESCRIPTION	LOWER LIMIT	UPPER LIMIT	MEASURED	UNIT	VERDICT
DTS Bandwidth (6dB)	500	--	16428	kHz	PASS

Verdict

PASS

## FCC 15.247 # Bandwidth 6dB DTS ~ WLAN2G4 n-HT20 mode

### References

TC start	16.10.2023 16:23:22
Ambit temp [°C]   humidity [rel%]	27.6   27
System version	4.6.2.0
Standard   Version	FCC 15.247   NI
Method	
Description	FCC 15.247 Bandwidth 6dB DTS - WLAN2G4 n-HT20 mode
Information	

### EUT Common Settings WLAN2G4

Number of Antenna Ports	2
User Interaction	No

### Test Parameter

Technology to test	WLAN2G4 n-HT20 mode
Antenna port used	1
Temperature	nom
Voltage	nom
Frequency low to test	False   Freq [MHz] 2412
Frequency mid to test	True   Freq [MHz] 2437
Frequency high to test	False   Freq [MHz] 2462
Auto control enabled power supply   Climatic Box	No   No
Additional path loss [dB]	0.7
Full path name   type	EUT - SignalingUnit - SpectrumAnalyzer

### Equipment

Signal analyzer,Rohde&Schwarz,FSV-40,1307.9002K40/101042,3.70
Switch matrix,CTCadvanced,SPM-4 NI DAQ,28016133,NI

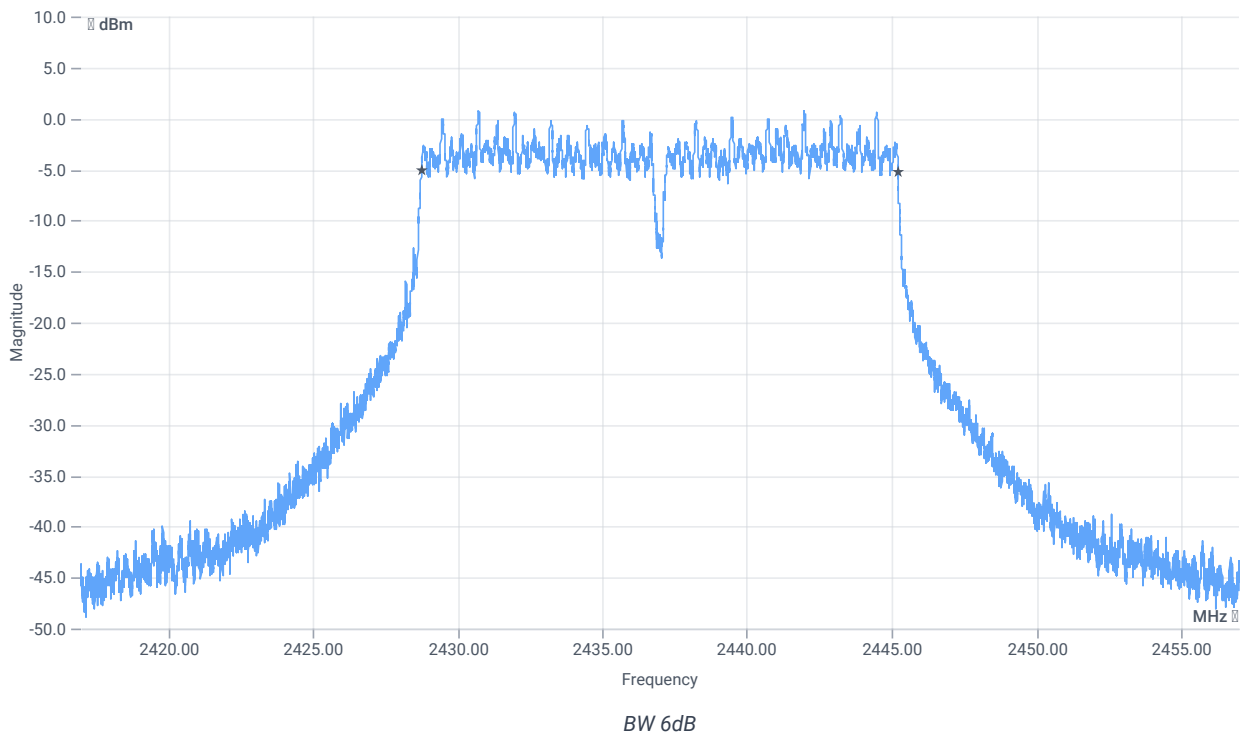
## Test at TX 2437 MHz

RESULT: Reference Power cond.

DESCRIPTION	LOWER LIMIT	UPPER LIMIT	MEASURED	UNIT	VERDICT
Ref. Power 1MHz/1MHz cond.	--	--	9.32	dBm	INFO
Ref. Frequency	--	--	2442.590	MHz	INFO

### READ SA SETTINGS:

RefLevel [dBm]   RefLevelOffset [dB]   InpAtt [dB]	14.32   14.01   20
Start [MHz]   Stop [MHz]	2417.000   2457.000
RBW [MHz]   VBW [MHz]	0.100000   0.300000
Detector   TraceMode	POS   MAXH
Sweep: time [ms]   count   points per Section   type	50   200   10001   SWE



### RESULT

DESCRIPTION	LOWER LIMIT	UPPER LIMIT	MEASURED	UNIT	VERDICT
DTS Bandwidth (6dB)	500	--	16472	kHz	PASS

Verdict

PASS

## FCC 15.247 # Bandwidth 6dB DTS ~ WLAN2G4 n-HT20 mode

### References

TC start	16.10.2023 16:33:35
Ambit temp [°C]   humidity [rel%]	27.8   27
System version	4.6.2.0
Standard   Version	FCC 15.247   NI
Method	
Description	FCC 15.247 Bandwidth 6dB DTS - WLAN2G4 n-HT20 mode
Information	

### EUT Common Settings WLAN2G4

Number of Antenna Ports	2
User Interaction	No

### Test Parameter

Technology to test	WLAN2G4 n-HT20 mode
Antenna port used	2
Temperature	nom
Voltage	nom
Frequency low to test	False   Freq [MHz] 2412
Frequency mid to test	True   Freq [MHz] 2437
Frequency high to test	False   Freq [MHz] 2462
Auto control enabled power supply   Climatic Box	No   No
Additional path loss [dB]	0.7
Full path name   type	EUT - SignalingUnit - SpectrumAnalyzer

### Equipment

Signal analyzer,Rohde&Schwarz,FSV-40,1307.9002K40/101042,3.70
Switch matrix,CTCadvanced,SPM-4 NI DAQ,28016133,NI

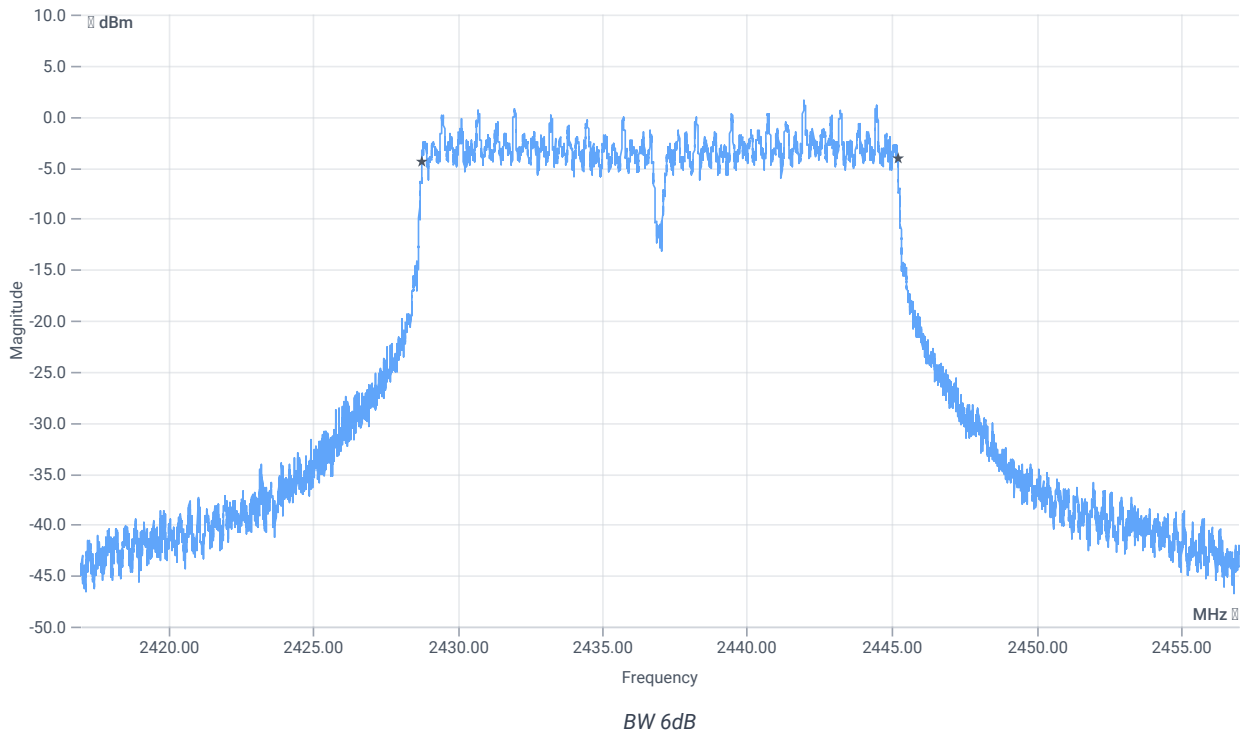
## Test at TX 2437 MHz

RESULT: Reference Power cond.

DESCRIPTION	LOWER LIMIT	UPPER LIMIT	MEASURED	UNIT	VERDICT
Ref. Power 1MHz/1MHz cond.	--	--	9.06	dBm	INFO
Ref. Frequency	--	--	2431.210	MHz	INFO

### READ SA SETTINGS:

RefLevel [dBm]   RefLevelOffset [dB]   InpAtt [dB]	14.06   14.01   20
Start [MHz]   Stop [MHz]	2417.000   2457.000
RBW [MHz]   VBW [MHz]	0.100000   0.300000
Detector   TraceMode	POS   MAXH
Sweep: time [ms]   count   points per Section   type	50   200   10001   SWE



### RESULT

DESCRIPTION	LOWER LIMIT	UPPER LIMIT	MEASURED	UNIT	VERDICT
DTS Bandwidth (6dB)	500	--	16452	kHz	PASS

Verdict

PASS

## FCC 15.247 # Bandwidth 6dB DTS ~ WLAN2G4 n-HT20 mode

### References

TC start	16.10.2023 16:43:04
Ambit temp [°C]   humidity [rel%]	27.8   26
System version	4.6.2.0
Standard   Version	FCC 15.247   NI
Method	
Description	FCC 15.247 Bandwidth 6dB DTS - WLAN2G4 n-HT20 mode
Information	

### EUT Common Settings WLAN2G4

Number of Antenna Ports	2
User Interaction	No

### Test Parameter

Technology to test	WLAN2G4 n-HT20 mode
Antenna port used	1
Temperature	nom
Voltage	nom
Frequency low to test	False   Freq [MHz] 2412
Frequency mid to test	False   Freq [MHz] 2437
Frequency high to test	True   Freq [MHz] 2462
Auto control enabled power supply   Climatic Box	No   No
Additional path loss [dB]	0.7
Full path name   type	EUT - SignalingUnit - SpectrumAnalyzer

### Equipment

Signal analyzer,Rohde&Schwarz,FSV-40,1307.9002K40/101042,3.70
Switch matrix,CTCadvanced,SPM-4 NI DAQ,28016133,NI

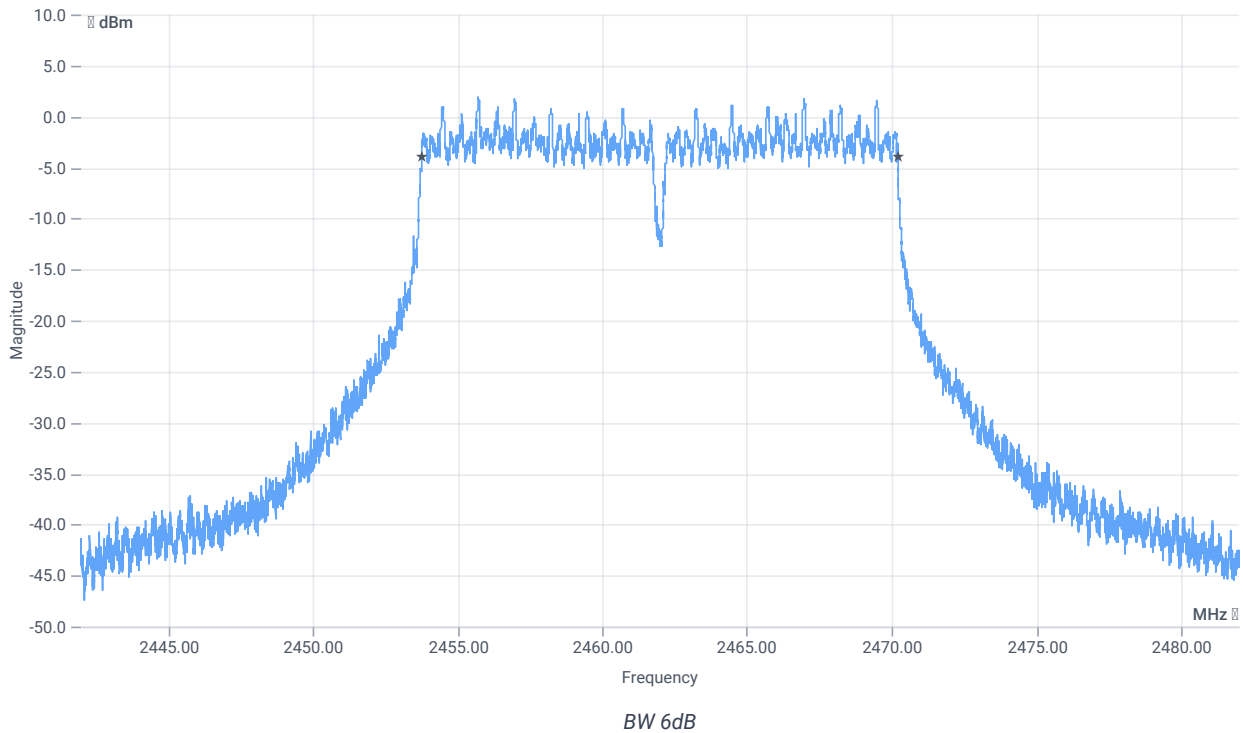
## Test at TX 2462 MHz

RESULT: Reference Power cond.

DESCRIPTION	LOWER LIMIT	UPPER LIMIT	MEASURED	UNIT	VERDICT
Ref. Power 1MHz/1MHz cond.	--	--	9.63	dBm	INFO
Ref. Frequency	--	--	2458.800	MHz	INFO

### READ SA SETTINGS:

RefLevel [dBm]   RefLevelOffset [dB]   InpAtt [dB]	14.63   14.14   20
Start [MHz]   Stop [MHz]	2442.000   2482.000
RBW [MHz]   VBW [MHz]	0.100000   0.300000
Detector   TraceMode	POS   MAXH
Sweep: time [ms]   count   points per Section   type	50   200   10001   SWE



### RESULT

DESCRIPTION	LOWER LIMIT	UPPER LIMIT	MEASURED	UNIT	VERDICT
DTS Bandwidth (6dB)	500	--	16468	kHz	PASS

Verdict

PASS



## FCC 15.247 # Bandwidth 6dB DTS ~ WLAN2G4 n-HT20 mode

### References

TC start	16.10.2023 16:53:14
Ambit temp [°C]   humidity [rel%]	28.0   27
System version	4.6.2.0
Standard   Version	FCC 15.247   NI
Method	
Description	FCC 15.247 Bandwidth 6dB DTS - WLAN2G4 n-HT20 mode
Information	

### EUT Common Settings WLAN2G4

Number of Antenna Ports	2
User Interaction	No

### Test Parameter

Technology to test	WLAN2G4 n-HT20 mode
Antenna port used	2
Temperature	nom
Voltage	nom
Frequency low to test	False   Freq [MHz] 2412
Frequency mid to test	False   Freq [MHz] 2437
Frequency high to test	True   Freq [MHz] 2462
Auto control enabled power supply   Climatic Box	No   No
Additional path loss [dB]	0.7
Full path name   type	EUT - SignalingUnit - SpectrumAnalyzer

### Equipment

Signal analyzer,Rohde&Schwarz,FSV-40,1307.9002K40/101042,3.70
Switch matrix,CTCadvanced,SPM-4 NI DAQ,28016133,NI

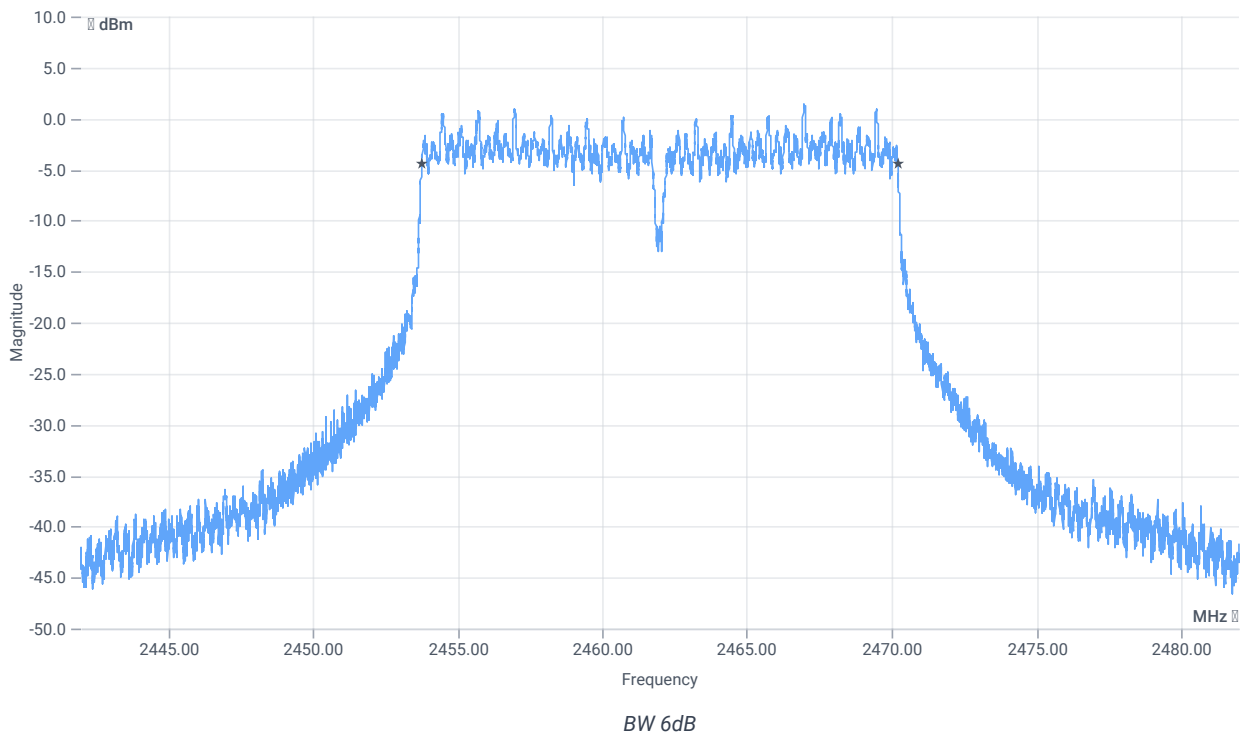
## Test at TX 2462 MHz

RESULT: Reference Power cond.

DESCRIPTION	LOWER LIMIT	UPPER LIMIT	MEASURED	UNIT	VERDICT
Ref. Power 1MHz/1MHz cond.	--	--	9.59	dBm	INFO
Ref. Frequency	--	--	2456.710	MHz	INFO

### READ SA SETTINGS:

RefLevel [dBm]   RefLevelOffset [dB]   InpAtt [dB]	14.59   14.14   20
Start [MHz]   Stop [MHz]	2442.000   2482.000
RBW [MHz]   VBW [MHz]	0.100000   0.300000
Detector   TraceMode	POS   MAXH
Sweep: time [ms]   count   points per Section   type	50   200   10001   SWE



### RESULT

DESCRIPTION	LOWER LIMIT	UPPER LIMIT	MEASURED	UNIT	VERDICT
DTS Bandwidth (6dB)	500	--	16440	kHz	PASS

Verdict

PASS

# FCC 15.247, ISED RSS247 # Bandwidth 99PCT and 20dB ~ WLAN2G4 b mode

## References

TC start	16.10.2023 13:38:27
Ambit temp [°C]   humidity [rel%]	25.9   31
System version	4.6.2.0
Standard   Version	FCC 15.247, ISED RSS247   NI
Method	
Description	FCC 15.247 Bandwidth 99PCT-20dB DTS - WLAN2G4 b mode
Information	

## EUT Common Settings WLAN2G4

Number of Antenna Ports	2
User Interaction	No

## Test Parameter

Technology to test	WLAN2G4 b mode
Antenna port used	1
Temperature	nom
Voltage	nom
Frequency low to test	True   Freq [MHz] 2412
Frequency mid to test	False   Freq [MHz] 2437
Frequency high to test	False   Freq [MHz] 2462
Auto control enabled power supply   Climatic Box	No   No
Additional path loss [dB]	0.7
Full path name   type	EUT - SignalingUnit - SpectrumAnalyzer

## Equipment

Signal analyzer,Rohde&Schwarz,FSV-40,1307.9002K40/101042,3.70
Switch matrix,CTCadvanced,SPM-4 NI DAQ,28016133,NI

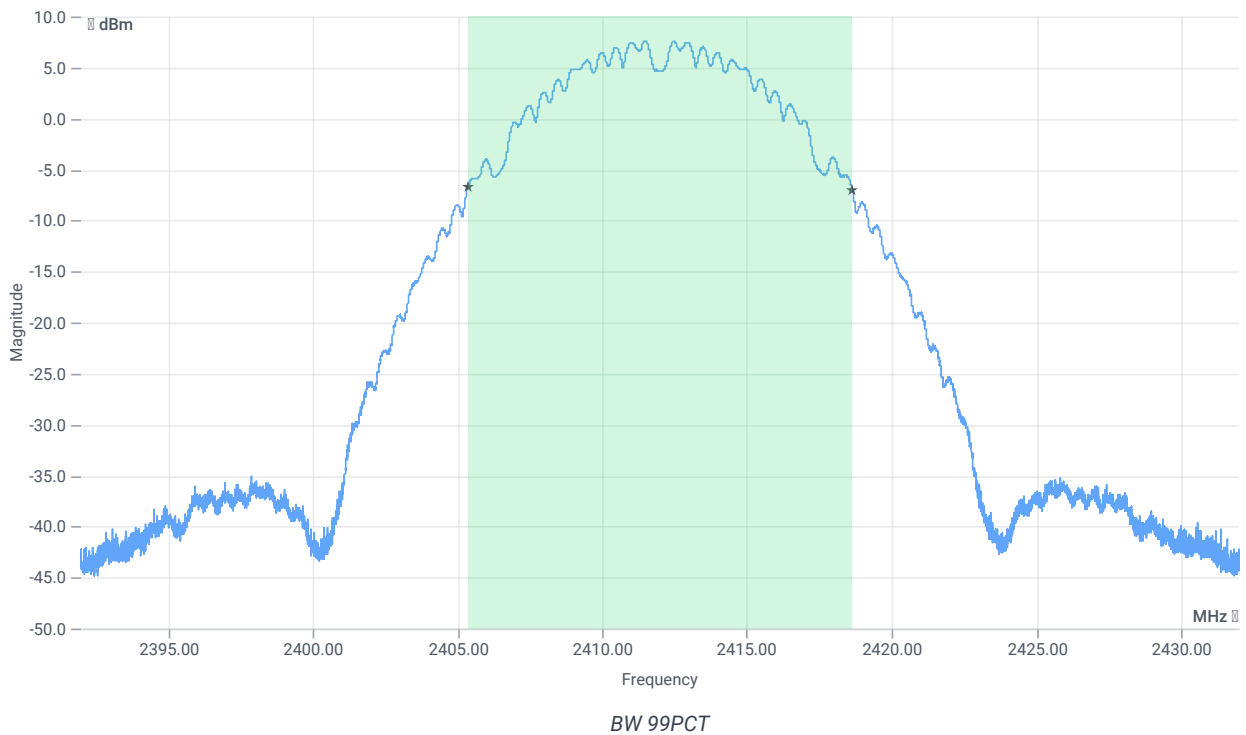
## Test at TX 2412 MHz

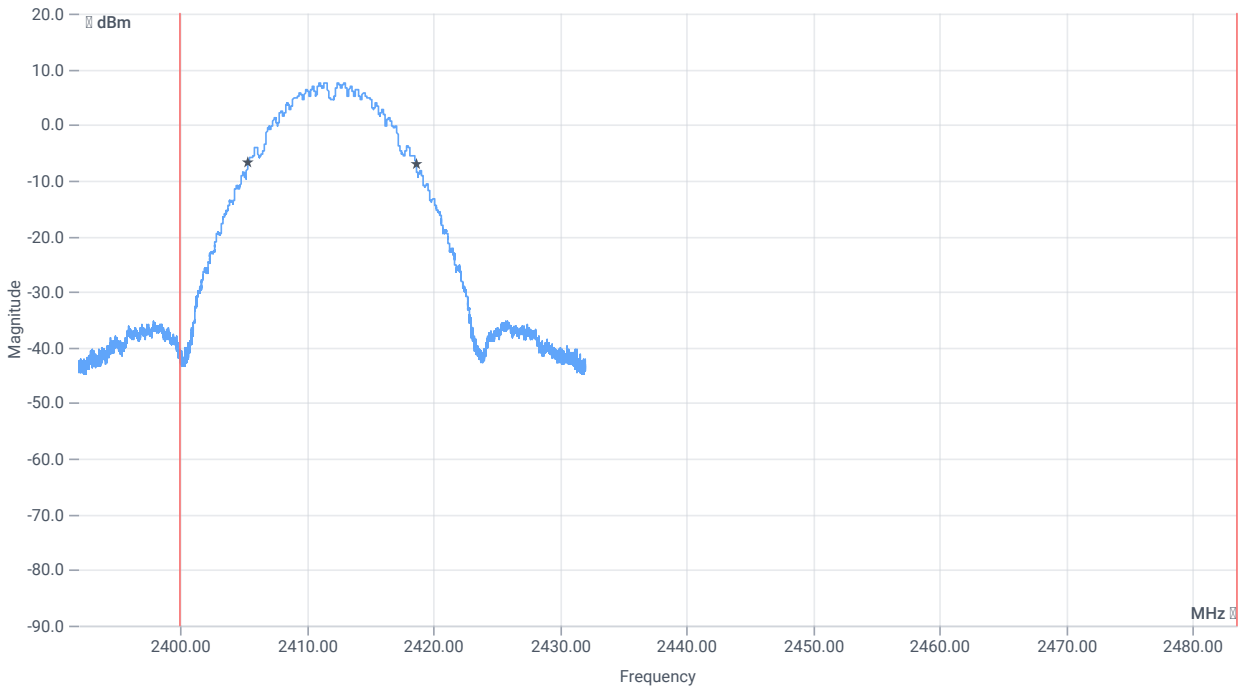
RESULT: Reference Power cond.

DESCRIPTION	LOWER LIMIT	UPPER LIMIT	MEASURED	UNIT	VERDICT
Ref. Power 1MHz/1MHz cond.	--	--	10.46	dBm	INFO
Ref. Frequency	--	--	2413.200	MHz	INFO

### READ SA SETTINGS:

RefLevel [dBm]   RefLevelOffset [dB]   InpAtt [dB]	15.46   13.85   20
Start [MHz]   Stop [MHz]	2392.000   2432.000
RBW [MHz]   VBW [MHz]	0.500000   2.000000
Detector   TraceMode	POS   MAXH
Sweep: time [ms]   count   points per Section   type	50   200   10001   SWE

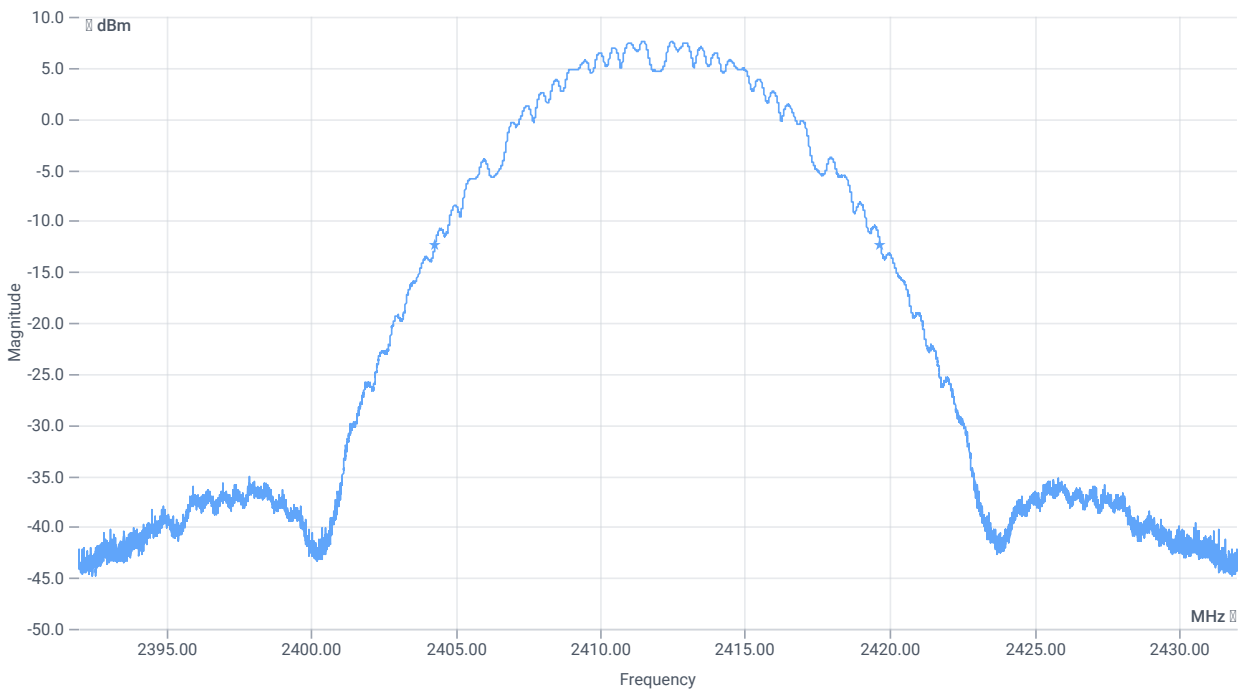




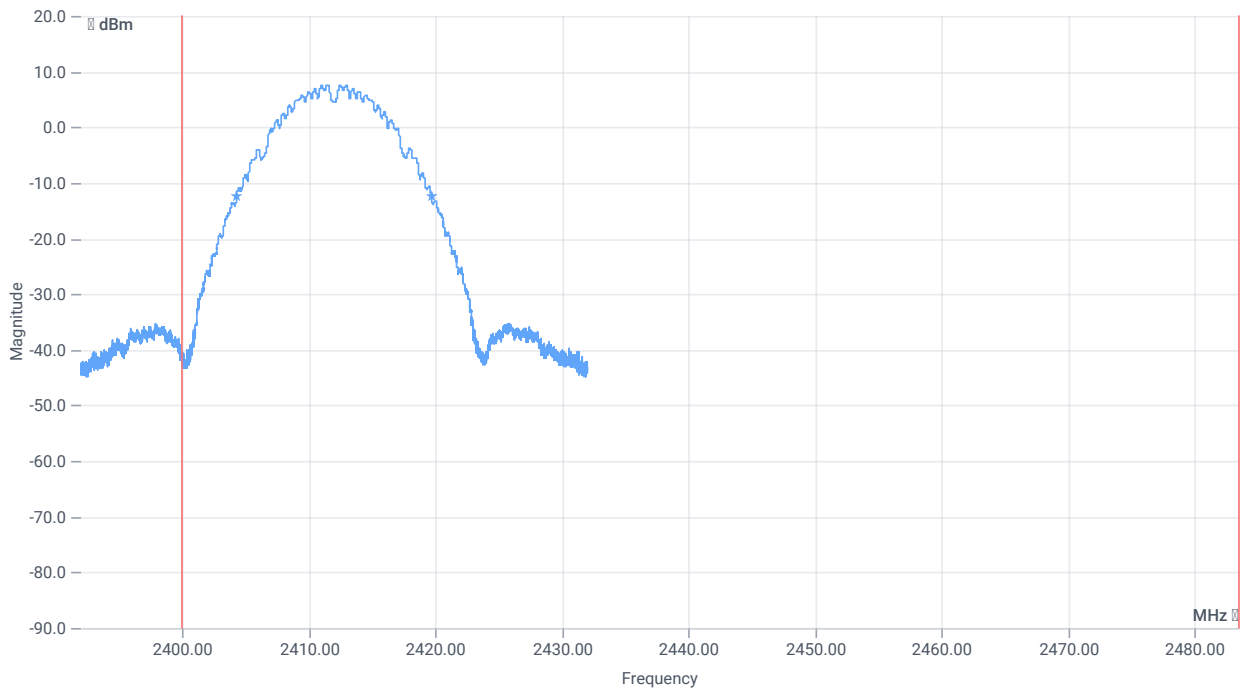
BW within Band 99PCT

RESULT

DESCRIPTION	LOWER LIMIT	UPPER LIMIT	MEASURED	UNIT	VERDICT
Bandwidth 99%	--	--	13283.000	kHz	INFO
T1 99%	2400.000000	--	2405.3647	MHz	PASS
T2 99%	--	2483.500000	2418.6473	MHz	PASS



BW 20dB



BW within Band 20dB

RESULT

DESCRIPTION	LOWER LIMIT	UPPER LIMIT	MEASURED	UNIT	VERDICT
Bandwidth 20dB	--	--	15384	kHz	INFO
T1 20dB	2400.000000	--	2404.3000	MHz	PASS
T2 20dB	--	2483.500000	2419.6840	MHz	PASS

Verdict

PASS

# FCC 15.247, ISED RSS247 # Bandwidth 99PCT and 20dB ~ WLAN2G4 b mode

## References

TC start	16.10.2023 13:48:41
Ambit temp [°C]   humidity [rel%]	26.2   30
System version	4.6.2.0
Standard   Version	FCC 15.247, ISED RSS247   NI
Method	
Description	FCC 15.247 Bandwidth 99PCT-20dB DTS - WLAN2G4 b mode
Information	

## EUT Common Settings WLAN2G4

Number of Antenna Ports	2
User Interaction	No

## Test Parameter

Technology to test	WLAN2G4 b mode
Antenna port used	2
Temperature	nom
Voltage	nom
Frequency low to test	True   Freq [MHz] 2412
Frequency mid to test	False   Freq [MHz] 2437
Frequency high to test	False   Freq [MHz] 2462
Auto control enabled power supply   Climatic Box	No   No
Additional path loss [dB]	0.7
Full path name   type	EUT - SignalingUnit - SpectrumAnalyzer

## Equipment

Signal analyzer,Rohde&Schwarz,FSV-40,1307.9002K40/101042,3.70
Switch matrix,CTCadvanced,SPM-4 NI DAQ,28016133,NI

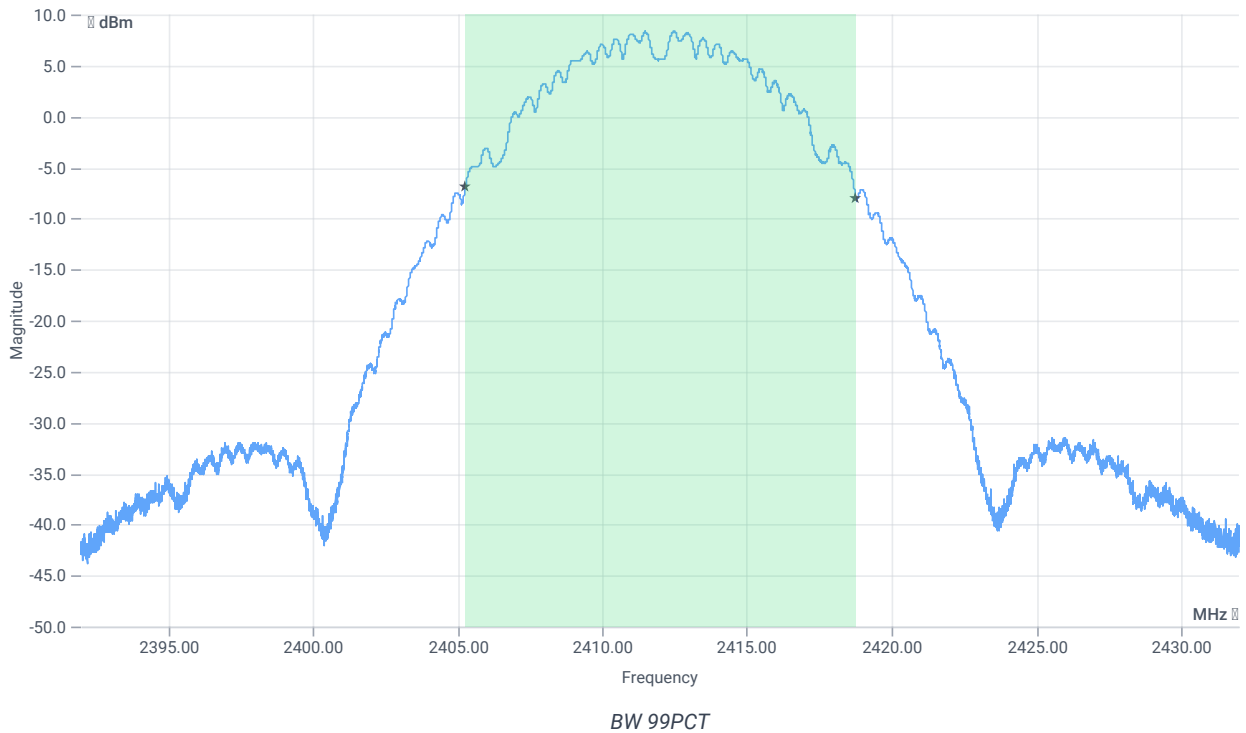
## Test at TX 2412 MHz

RESULT: Reference Power cond.

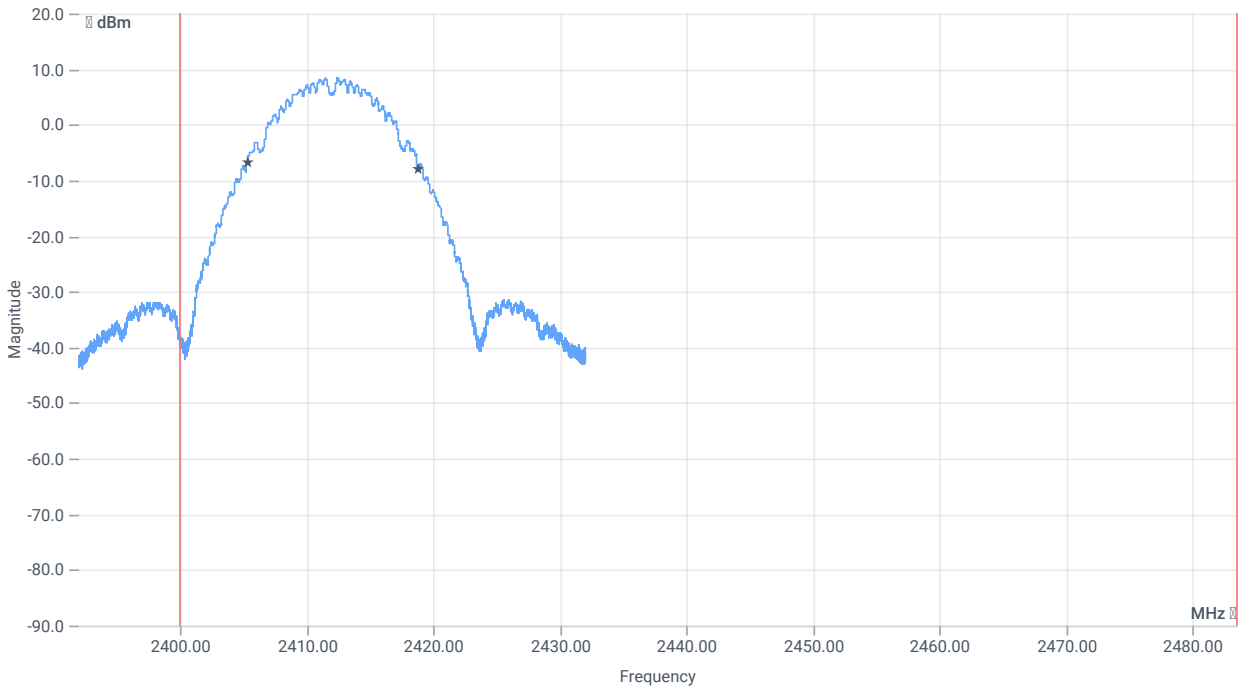
DESCRIPTION	LOWER LIMIT	UPPER LIMIT	MEASURED	UNIT	VERDICT
Ref. Power 1MHz/1MHz cond.	--	--	11.19	dBm	INFO
Ref. Frequency	--	--	2412.000	MHz	INFO

### READ SA SETTINGS:

RefLevel [dBm]   RefLevelOffset [dB]   InpAtt [dB]	16.19   13.85   20
Start [MHz]   Stop [MHz]	2392.000   2432.000
RBW [MHz]   VBW [MHz]	0.500000   2.000000
Detector   TraceMode	POS   MAXH
Sweep: time [ms]   count   points per Section   type	50   200   10001   SWE



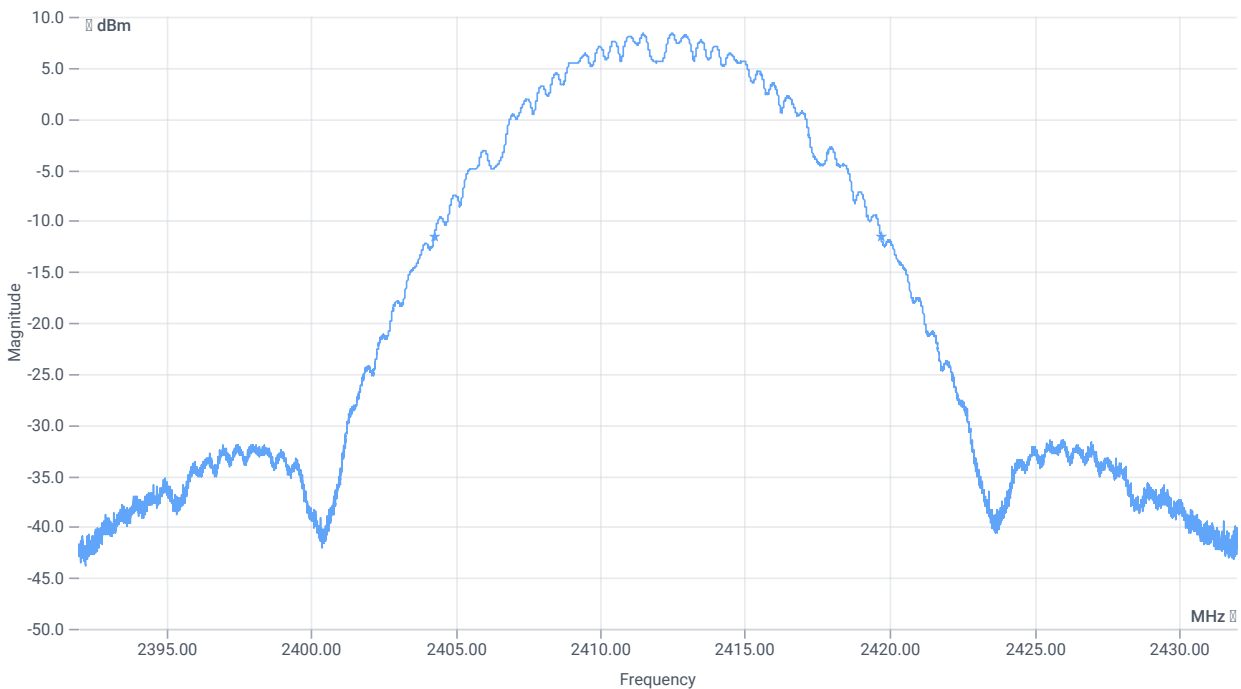




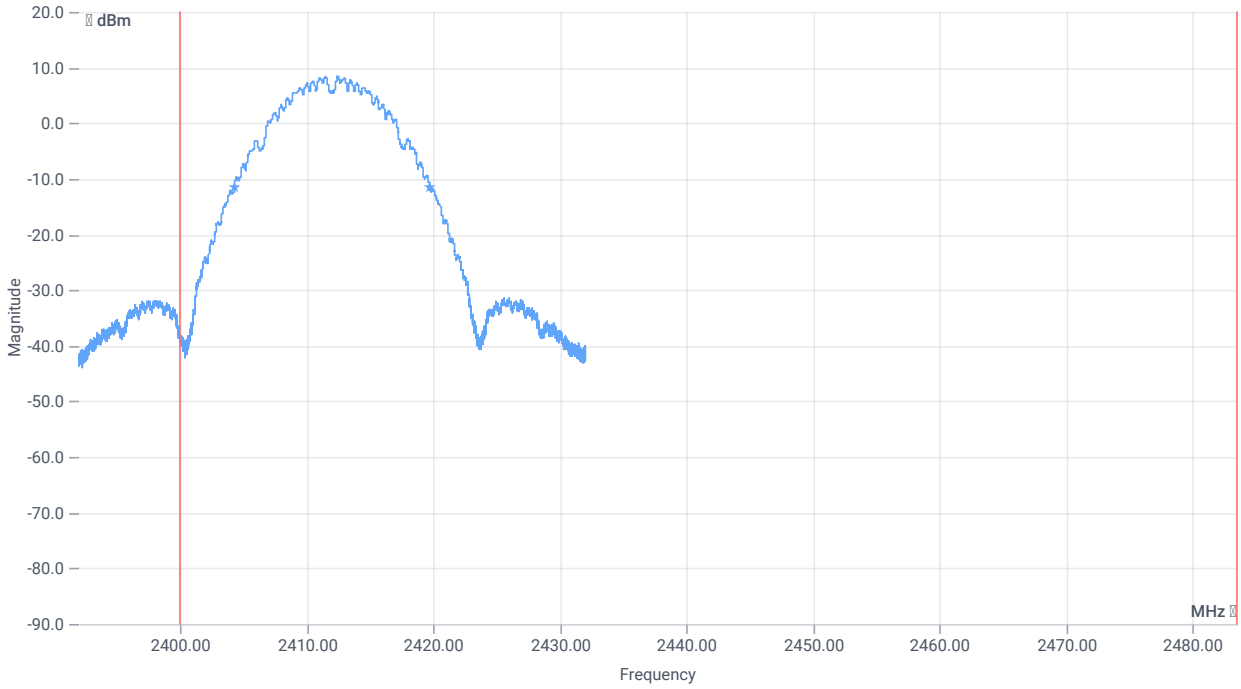
BW within Band 99PCT

### RESULT

DESCRIPTION	LOWER LIMIT	UPPER LIMIT	MEASURED	UNIT	VERDICT
Bandwidth 99%	--	--	13479.000	kHz	INFO
T1 99%	2400.000000	--	2405.2807	MHz	PASS
T2 99%	--	2483.500000	2418.7593	MHz	PASS



BW 20dB



BW within Band 20dB

RESULT

DESCRIPTION	LOWER LIMIT	UPPER LIMIT	MEASURED	UNIT	VERDICT
Bandwidth 20dB	--	--	15436	kHz	INFO
T1 20dB	2400.000000	--	2404.2720	MHz	PASS
T2 20dB	--	2483.500000	2419.7080	MHz	PASS

Verdict

PASS

# FCC 15.247, ISED RSS247 # Bandwidth 99PCT and 20dB ~ WLAN2G4 b mode

## References

TC start	16.10.2023 14:06:18
Ambit temp [°C]   humidity [rel%]	26.7   30
System version	4.6.2.0
Standard   Version	FCC 15.247, ISED RSS247   NI
Method	
Description	FCC 15.247 Bandwidth 99PCT-20dB DTS - WLAN2G4 b mode
Information	

## EUT Common Settings WLAN2G4

Number of Antenna Ports	2
User Interaction	No

## Test Parameter

Technology to test	WLAN2G4 b mode
Antenna port used	1
Temperature	nom
Voltage	nom
Frequency low to test	False   Freq [MHz] 2412
Frequency mid to test	True   Freq [MHz] 2437
Frequency high to test	False   Freq [MHz] 2462
Auto control enabled power supply   Climatic Box	No   No
Additional path loss [dB]	0.7
Full path name   type	EUT - SignalingUnit - SpectrumAnalyzer

## Equipment

Signal analyzer,Rohde&Schwarz,FSV-40,1307.9002K40/101042,3.70
Switch matrix,CTCadvanced,SPM-4 NI DAQ,28016133,NI

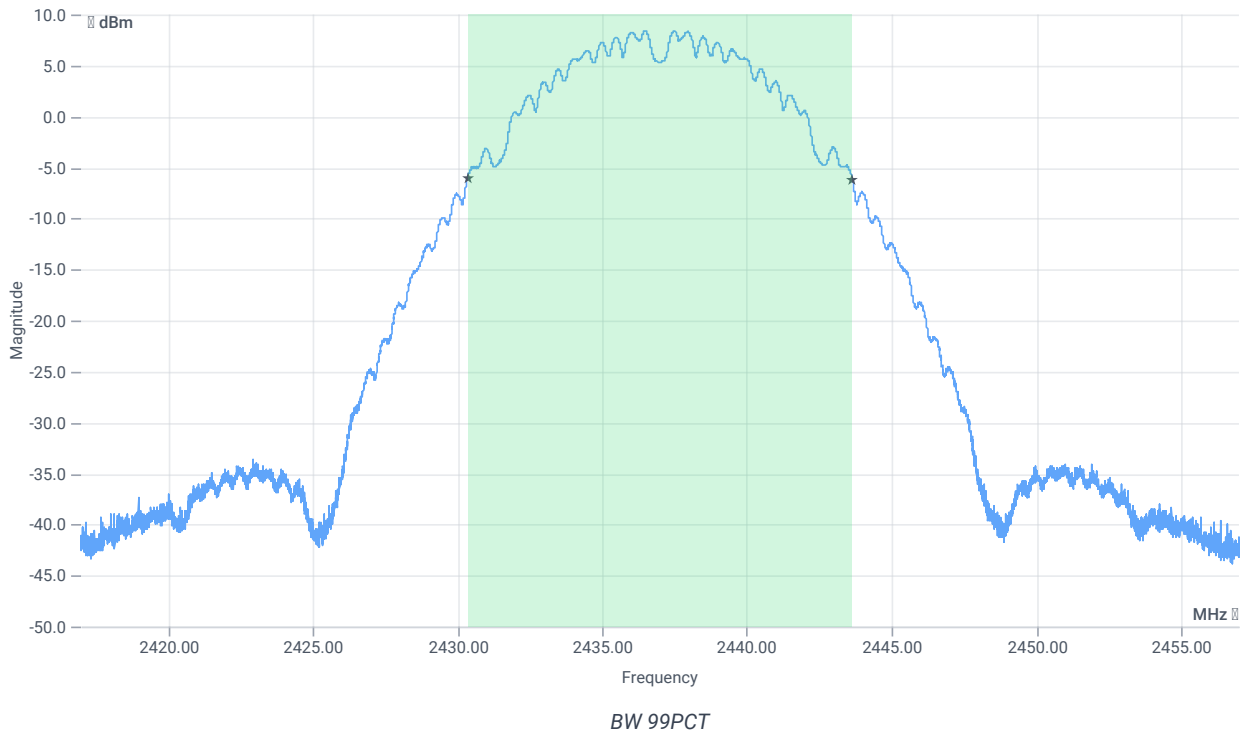
## Test at TX 2437 MHz

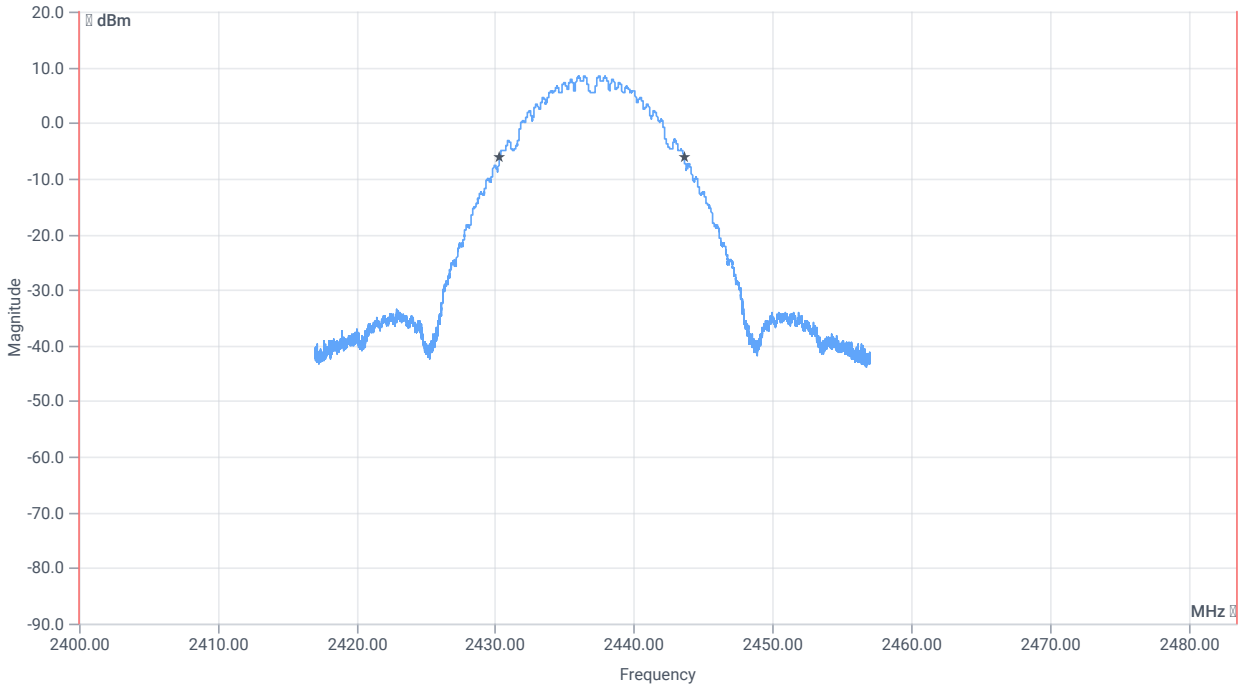
RESULT: Reference Power cond.

DESCRIPTION	LOWER LIMIT	UPPER LIMIT	MEASURED	UNIT	VERDICT
Ref. Power 1MHz/1MHz cond.	--	--	11.31	dBm	INFO
Ref. Frequency	--	--	2438.200	MHz	INFO

### READ SA SETTINGS:

RefLevel [dBm]   RefLevelOffset [dB]   InpAtt [dB]	16.31   14.01   20
Start [MHz]   Stop [MHz]	2417.000   2457.000
RBW [MHz]   VBW [MHz]	0.500000   2.000000
Detector   TraceMode	POS   MAXH
Sweep: time [ms]   count   points per Section   type	50   200   10001   SWE

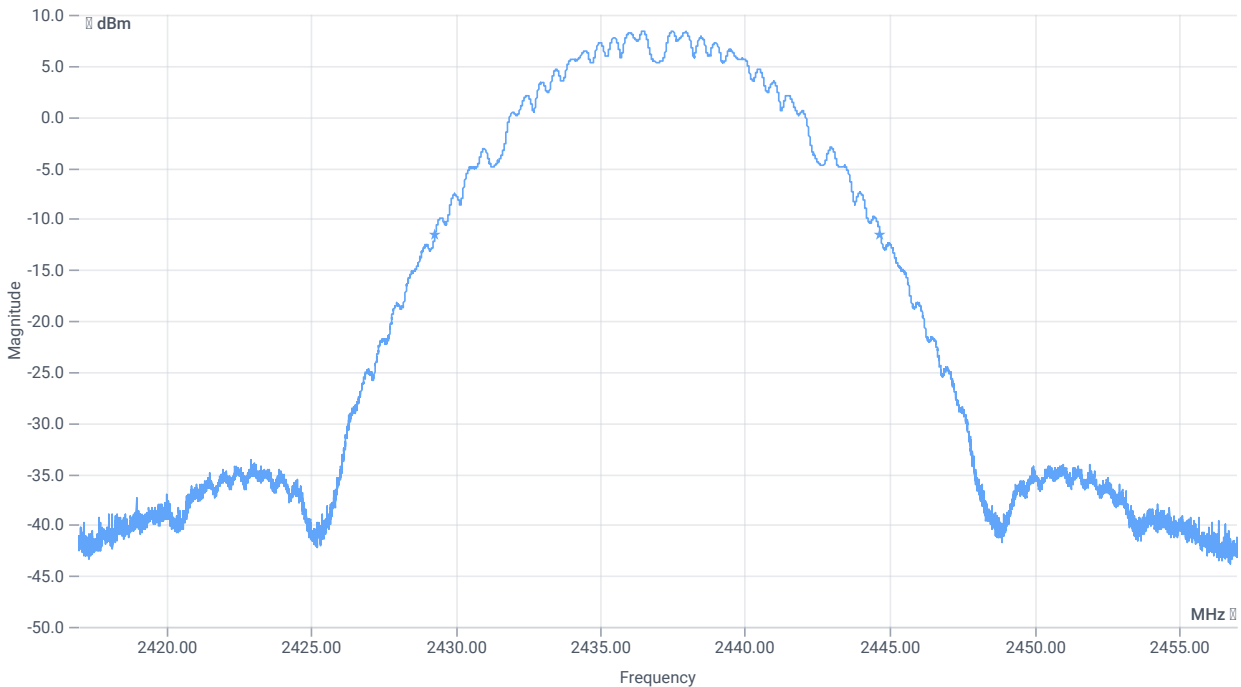




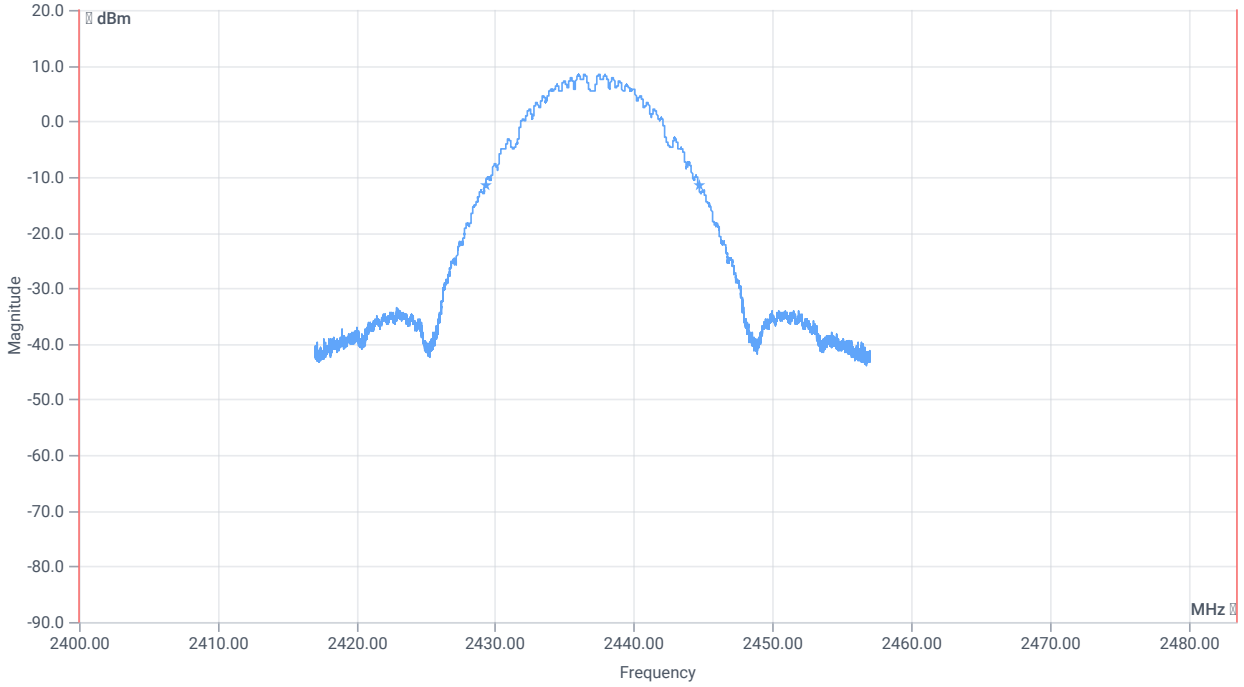
*BW within Band 99PCT*

## RESULT

DESCRIPTION	LOWER LIMIT	UPPER LIMIT	MEASURED	UNIT	VERDICT
Bandwidth 99%	--	--	13299.000	kHz	INFO
T1 99%	2400.000000	--	2430.3487	MHz	PASS
T2 99%	--	2483.500000	2443.6473	MHz	PASS



BW 20dB



BW within Band 20dB

RESULT

DESCRIPTION	LOWER LIMIT	UPPER LIMIT	MEASURED	UNIT	VERDICT
Bandwidth 20dB	--	--	15384	kHz	INFO
T1 20dB	2400.000000	--	2429.3000	MHz	PASS
T2 20dB	--	2483.500000	2444.6840	MHz	PASS

Verdict

PASS

# FCC 15.247, ISED RSS247 # Bandwidth 99PCT and 20dB ~ WLAN2G4 b mode

## References

TC start	16.10.2023 14:18:24
Ambit temp [°C]   humidity [rel%]	27.1   30
System version	4.6.2.0
Standard   Version	FCC 15.247, ISED RSS247   NI
Method	
Description	FCC 15.247 Bandwidth 99PCT-20dB DTS - WLAN2G4 b mode
Information	

## EUT Common Settings WLAN2G4

Number of Antenna Ports	2
User Interaction	No

## Test Parameter

Technology to test	WLAN2G4 b mode
Antenna port used	2
Temperature	nom
Voltage	nom
Frequency low to test	False   Freq [MHz] 2412
Frequency mid to test	True   Freq [MHz] 2437
Frequency high to test	False   Freq [MHz] 2462
Auto control enabled power supply   Climatic Box	No   No
Additional path loss [dB]	0.7
Full path name   type	EUT - SignalingUnit - SpectrumAnalyzer

## Equipment

Signal analyzer,Rohde&Schwarz,FSV-40,1307.9002K40/101042,3.70
Switch matrix,CTCadvanced,SPM-4 NI DAQ,28016133,NI

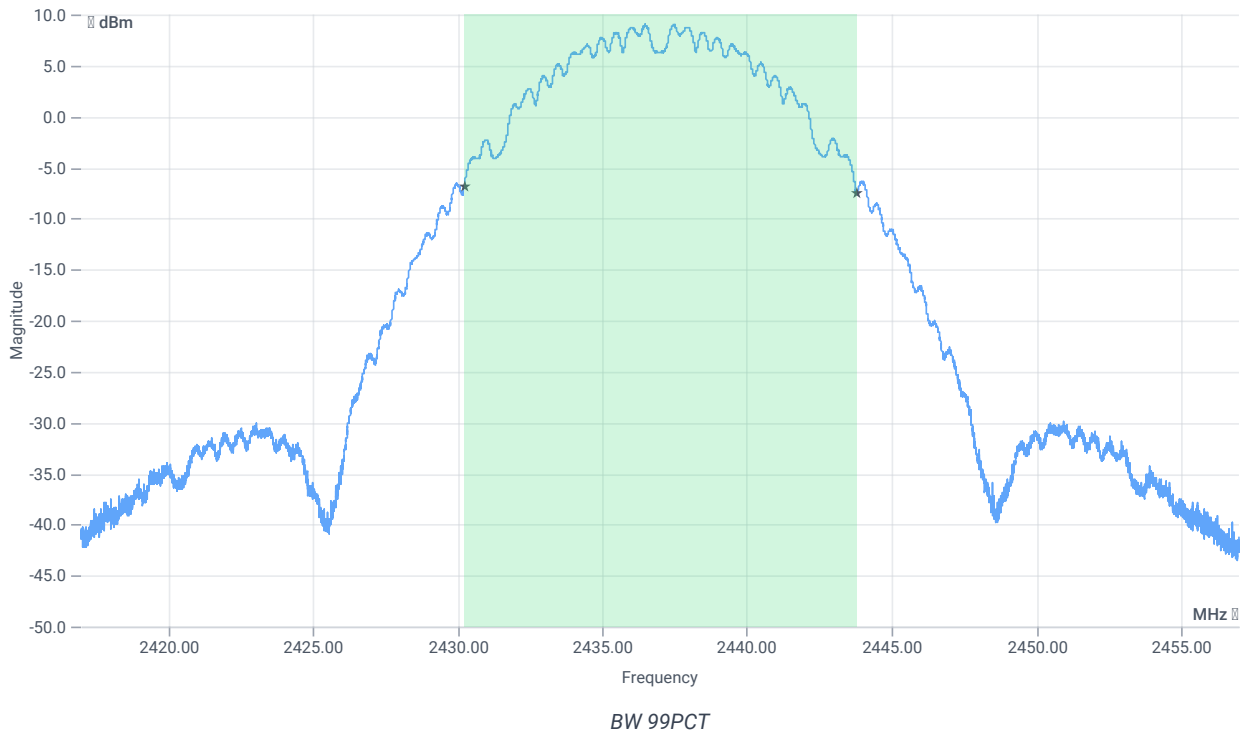
## Test at TX 2437 MHz

RESULT: Reference Power cond.

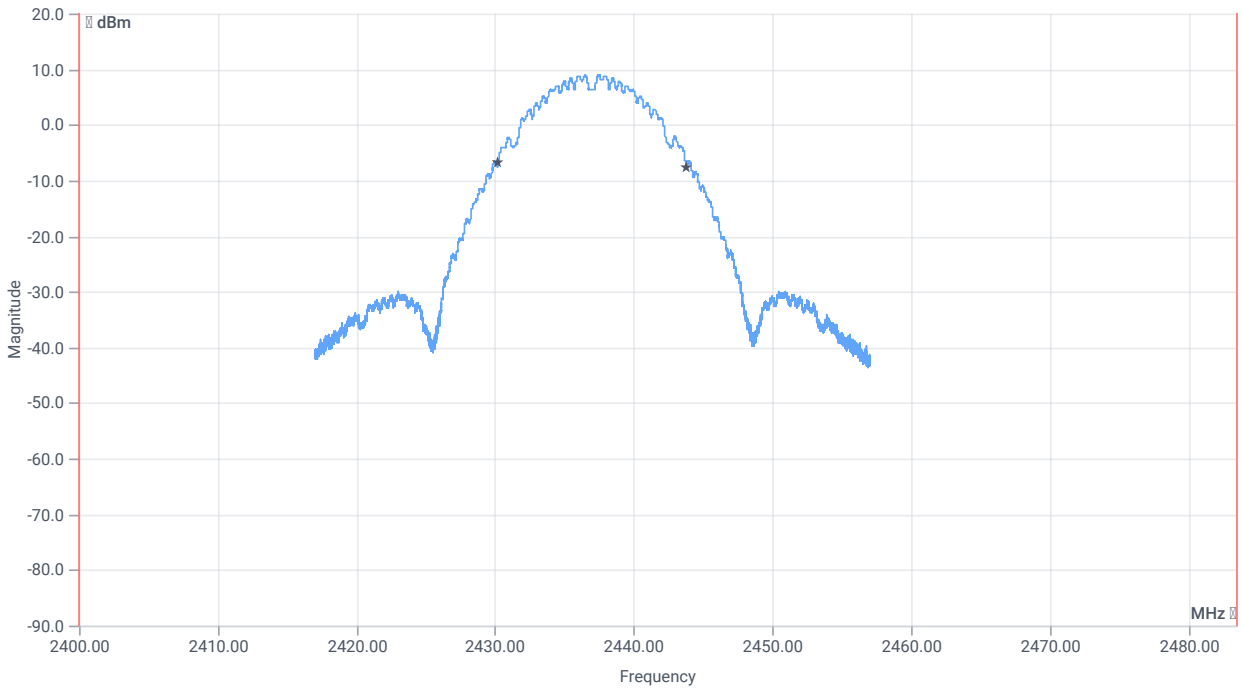
DESCRIPTION	LOWER LIMIT	UPPER LIMIT	MEASURED	UNIT	VERDICT
Ref. Power 1MHz/1MHz cond.	--	--	11.72	dBm	INFO
Ref. Frequency	--	--	2438.100	MHz	INFO

### READ SA SETTINGS:

RefLevel [dBm]   RefLevelOffset [dB]   InpAtt [dB]	16.72   14.01   20
Start [MHz]   Stop [MHz]	2417.000   2457.000
RBW [MHz]   VBW [MHz]	0.500000   2.000000
Detector   TraceMode	POS   MAXH
Sweep: time [ms]   count   points per Section   type	50   200   10001   SWE



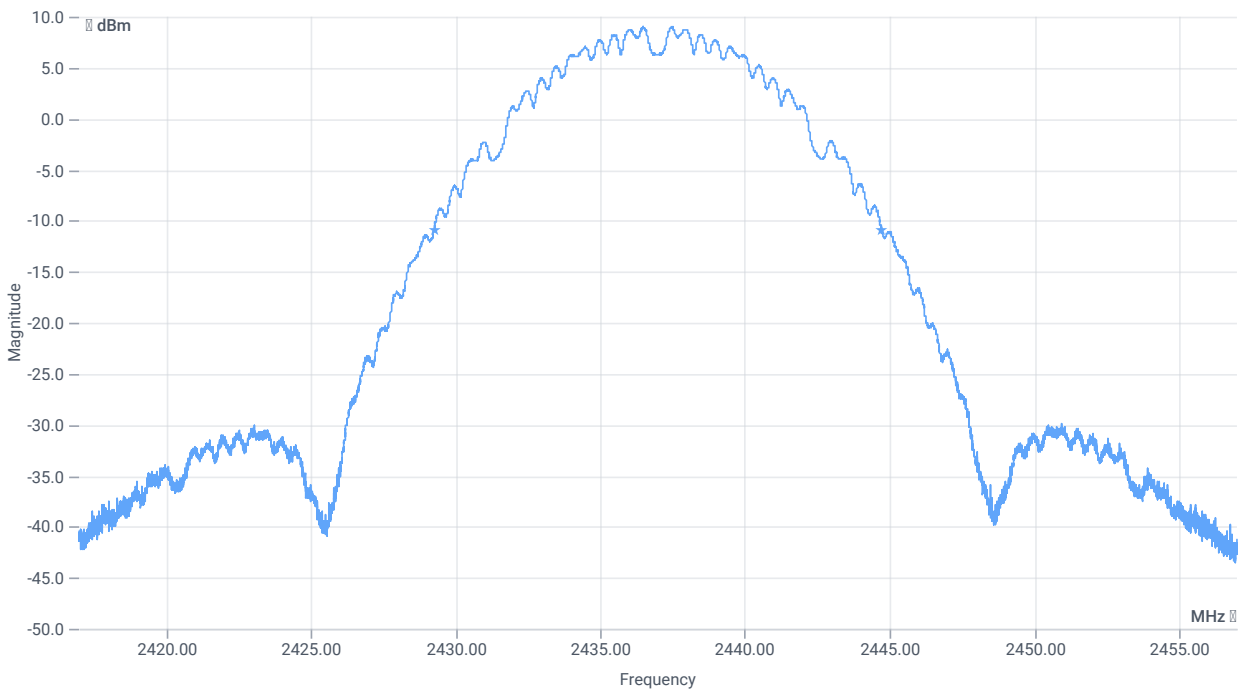




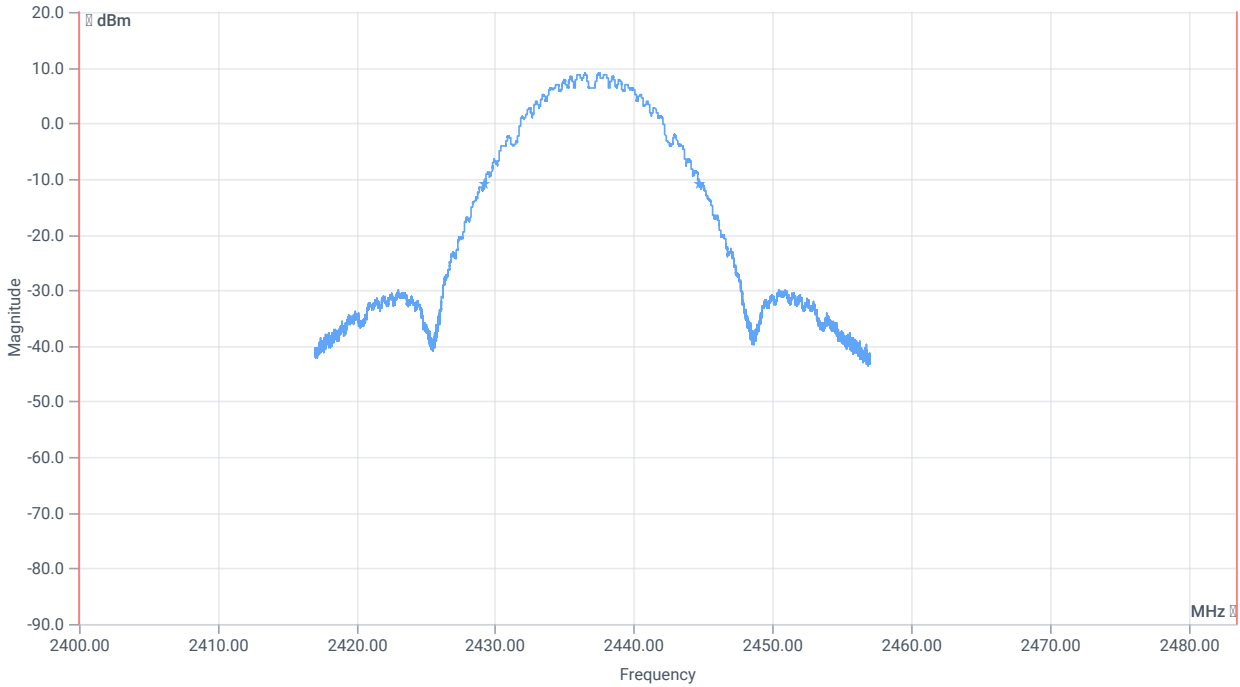
BW within Band 99PCT

## RESULT

DESCRIPTION	LOWER LIMIT	UPPER LIMIT	MEASURED	UNIT	VERDICT
Bandwidth 99%	--	--	13563.000	kHz	INFO
T1 99%	2400.000000	--	2430.2327	MHz	PASS
T2 99%	--	2483.500000	2443.7953	MHz	PASS



BW 20dB



BW within Band 20dB

RESULT

DESCRIPTION	LOWER LIMIT	UPPER LIMIT	MEASURED	UNIT	VERDICT
Bandwidth 20dB	--	--	15452	kHz	INFO
T1 20DB	2400.000000	--	2429.2640	MHz	PASS
T2 20dB	--	2483.500000	2444.7160	MHz	PASS

Verdict

PASS

# FCC 15.247, ISED RSS247 # Bandwidth 99PCT and 20dB ~ WLAN2G4 b mode

## References

TC start	16.10.2023 14:29:02
Ambit temp [°C]   humidity [rel%]	27.1   28
System version	4.6.2.0
Standard   Version	FCC 15.247, ISED RSS247   NI
Method	
Description	FCC 15.247 Bandwidth 99PCT-20dB DTS - WLAN2G4 b mode
Information	

## EUT Common Settings WLAN2G4

Number of Antenna Ports	2
User Interaction	No

## Test Parameter

Technology to test	WLAN2G4 b mode
Antenna port used	1
Temperature	nom
Voltage	nom
Frequency low to test	False   Freq [MHz] 2412
Frequency mid to test	False   Freq [MHz] 2437
Frequency high to test	True   Freq [MHz] 2462
Auto control enabled power supply   Climatic Box	No   No
Additional path loss [dB]	0.7
Full path name   type	EUT - SignalingUnit - SpectrumAnalyzer

## Equipment

Signal analyzer,Rohde&Schwarz,FSV-40,1307.9002K40/101042,3.70
Switch matrix,CTCadvanced,SPM-4 NI DAQ,28016133,NI

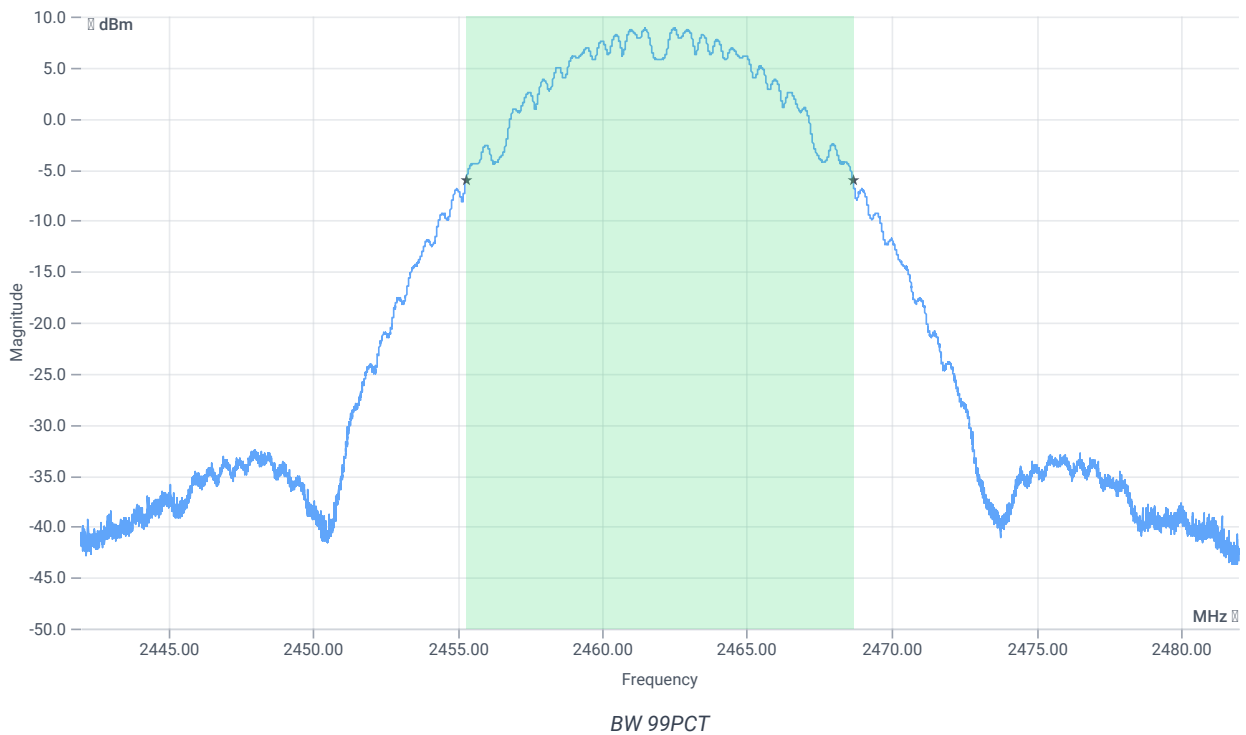
## Test at TX 2462 MHz

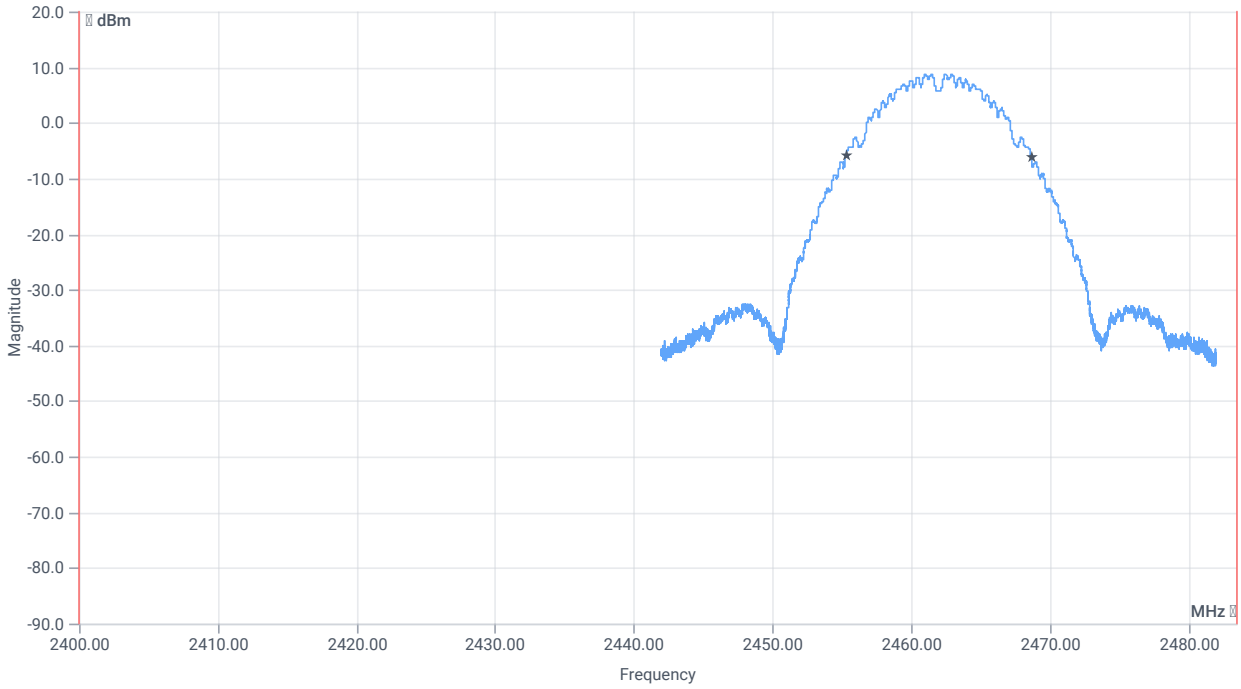
RESULT: Reference Power cond.

DESCRIPTION	LOWER LIMIT	UPPER LIMIT	MEASURED	UNIT	VERDICT
Ref. Power 1MHz/1MHz cond.	--	--	11.70	dBm	INFO
Ref. Frequency	--	--	2460.800	MHz	INFO

### READ SA SETTINGS:

RefLevel [dBm]   RefLevelOffset [dB]   InpAtt [dB]	16.70   14.14   20
Start [MHz]   Stop [MHz]	2442.000   2482.000
RBW [MHz]   VBW [MHz]	0.500000   2.000000
Detector   TraceMode	POS   MAXH
Sweep: time [ms]   count   points per Section   type	50   200   10001   SWE

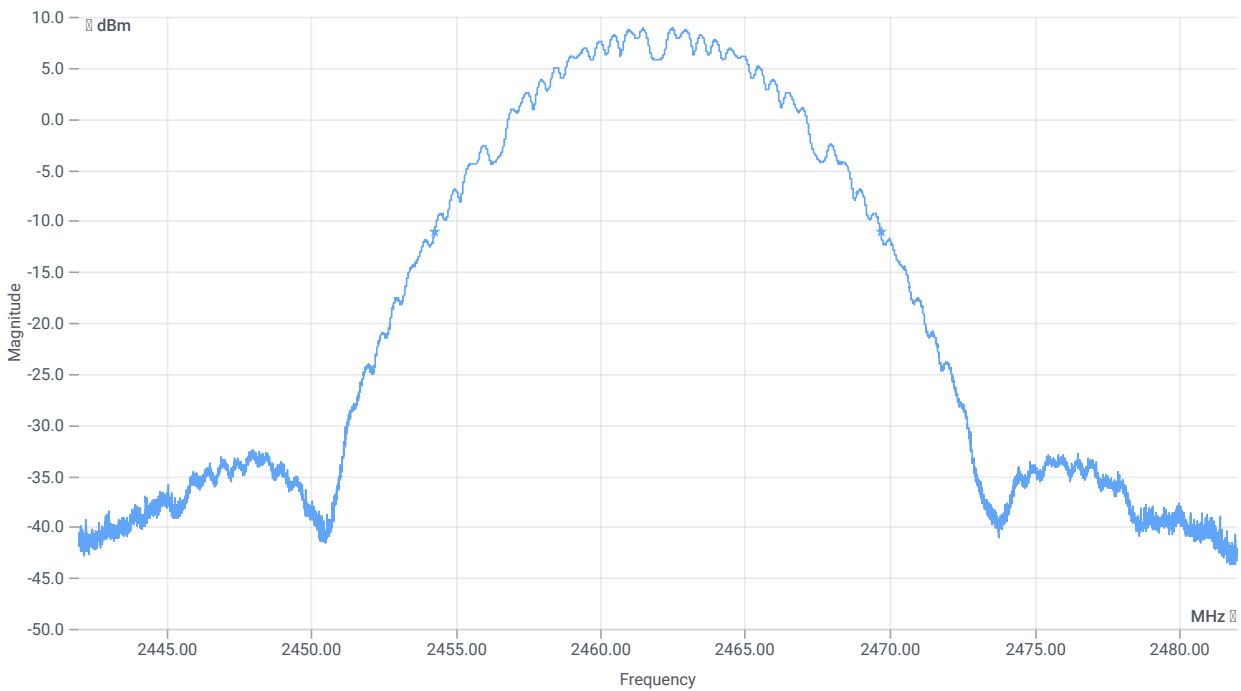




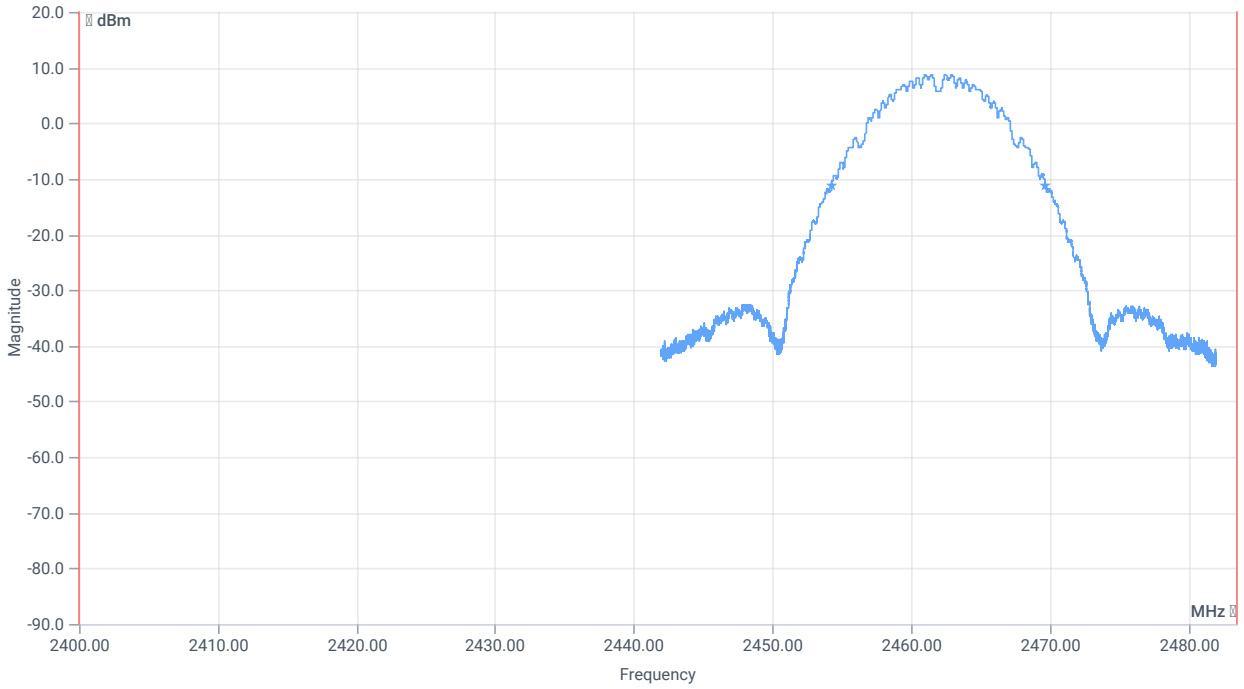
BW within Band 99PCT

## RESULT

DESCRIPTION	LOWER LIMIT	UPPER LIMIT	MEASURED	UNIT	VERDICT
Bandwidth 99%	--	--	13367.000	kHz	INFO
T1 99%	2400.000000	--	2455.3047	MHz	PASS
T2 99%	--	2483.500000	2468.6713	MHz	PASS



BW 20dB



BW within Band 20dB

## RESULT

DESCRIPTION	LOWER LIMIT	UPPER LIMIT	MEASURED	UNIT	VERDICT
Bandwidth 20dB	--	--	15408	kHz	INFO
T1 20dB	2400.000000	--	2454.2800	MHz	PASS
T2 20dB	--	2483.500000	2469.6880	MHz	PASS

Verdict

PASS

# FCC 15.247, ISED RSS247 # Bandwidth 99PCT and 20dB ~ WLAN2G4 b mode

## References

TC start	16.10.2023 14:39:16
Ambit temp [°C]   humidity [rel%]	27.3   29
System version	4.6.2.0
Standard   Version	FCC 15.247, ISED RSS247   NI
Method	
Description	FCC 15.247 Bandwidth 99PCT-20dB DTS - WLAN2G4 b mode
Information	

## EUT Common Settings WLAN2G4

Number of Antenna Ports	2
User Interaction	No

## Test Parameter

Technology to test	WLAN2G4 b mode
Antenna port used	2
Temperature	nom
Voltage	nom
Frequency low to test	False   Freq [MHz] 2412
Frequency mid to test	False   Freq [MHz] 2437
Frequency high to test	True   Freq [MHz] 2462
Auto control enabled power supply   Climatic Box	No   No
Additional path loss [dB]	0.7
Full path name   type	EUT - SignalingUnit - SpectrumAnalyzer

## Equipment

Signal analyzer,Rohde&Schwarz,FSV-40,1307.9002K40/101042,3.70
Switch matrix,CTCadvanced,SPM-4 NI DAQ,28016133,NI

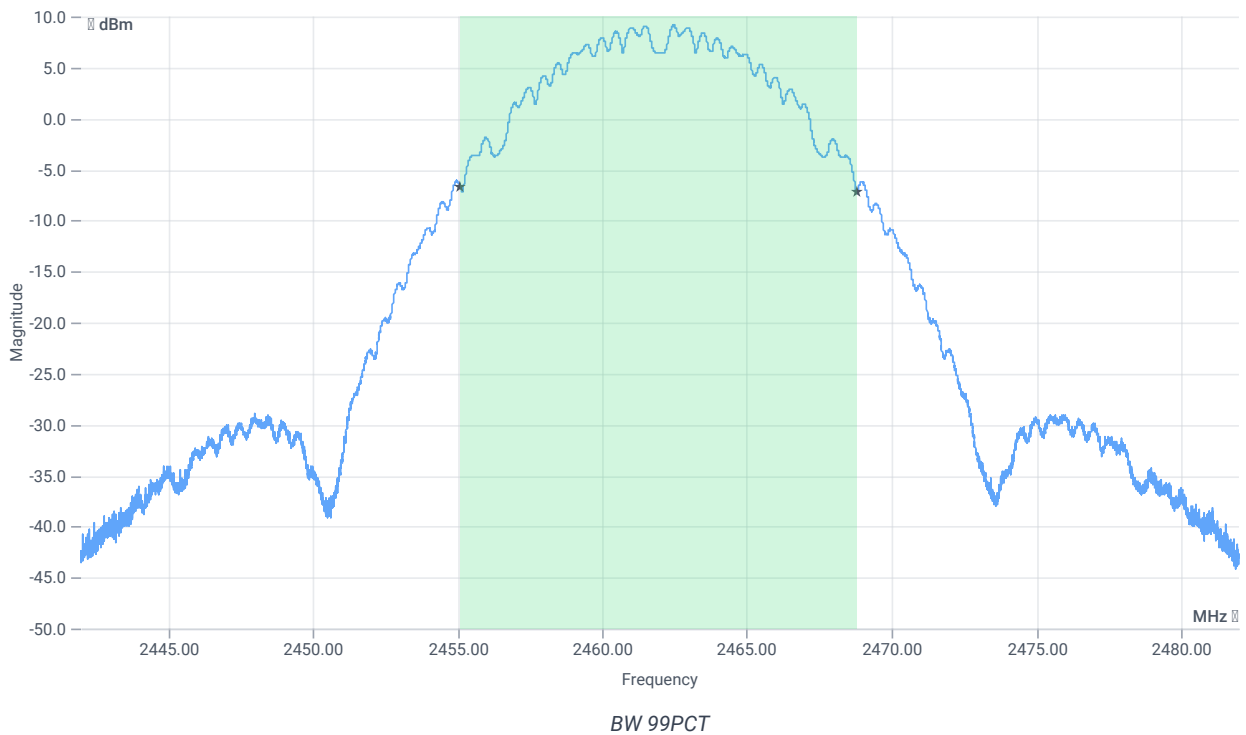
## Test at TX 2462 MHz

RESULT: Reference Power cond.

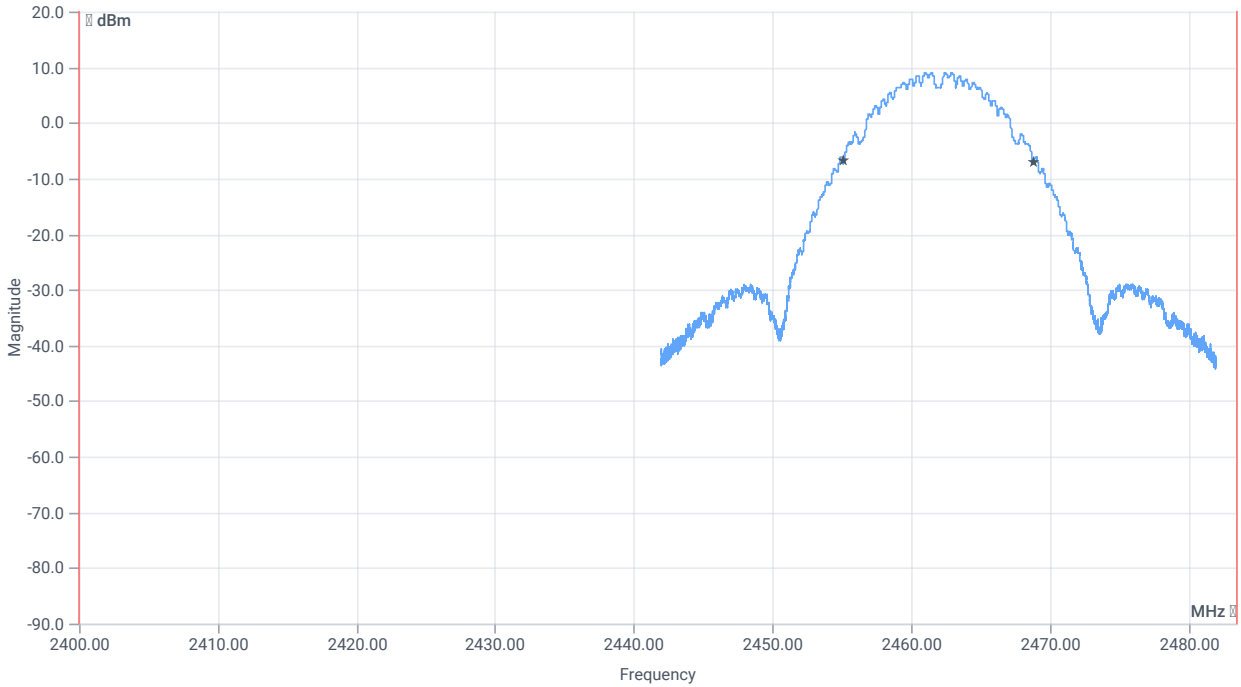
DESCRIPTION	LOWER LIMIT	UPPER LIMIT	MEASURED	UNIT	VERDICT
Ref. Power 1MHz/1MHz cond.	--	--	12.00	dBm	INFO
Ref. Frequency	--	--	2460.800	MHz	INFO

### READ SA SETTINGS:

RefLevel [dBm]   RefLevelOffset [dB]   InpAtt [dB]	17.00   14.14   20
Start [MHz]   Stop [MHz]	2442.000   2482.000
RBW [MHz]   VBW [MHz]	0.500000   2.000000
Detector   TraceMode	POS   MAXH
Sweep: time [ms]   count   points per Section   type	50   200   10001   SWE



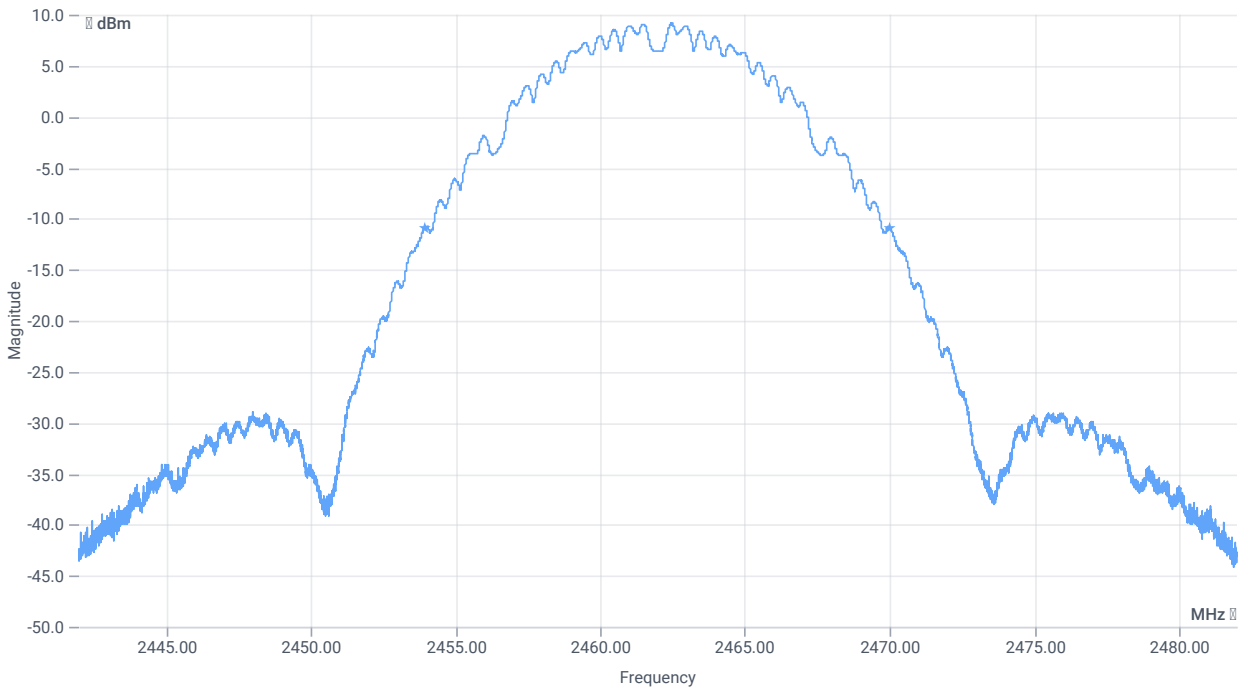




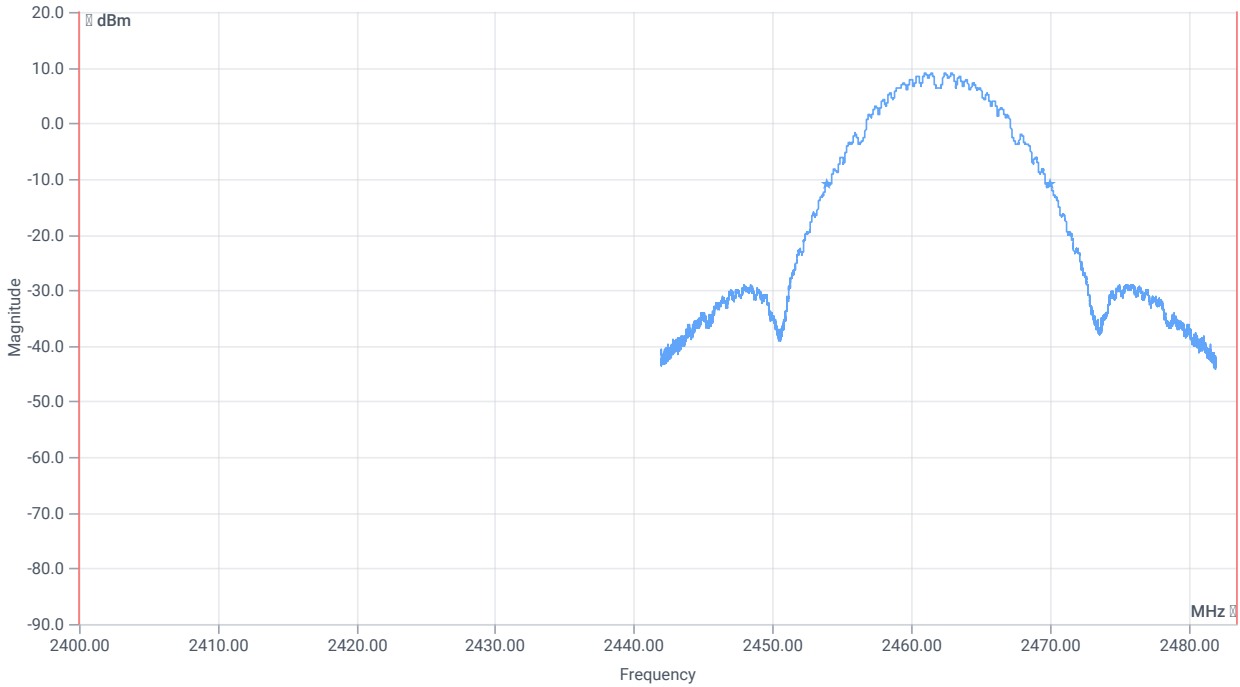
BW within Band 99PCT

## RESULT

DESCRIPTION	LOWER LIMIT	UPPER LIMIT	MEASURED	UNIT	VERDICT
Bandwidth 99%	--	--	13711.000	kHz	INFO
T1 99%	2400.000000	--	2455.1127	MHz	PASS
T2 99%	--	2483.500000	2468.8233	MHz	PASS



BW 20dB



BW within Band 20dB

RESULT

DESCRIPTION	LOWER LIMIT	UPPER LIMIT	MEASURED	UNIT	VERDICT
Bandwidth 20dB	--	--	16072	kHz	INFO
T1 20dB	2400.000000	--	2453.9320	MHz	PASS
T2 20dB	--	2483.500000	2470.0040	MHz	PASS

Verdict

PASS

# FCC 15.247, ISED RSS247 # Bandwidth 99PCT and 20dB ~ WLAN2G4 g mode

## References

TC start	16.10.2023 14:50:19
Ambit temp [°C]   humidity [rel%]	27.6   28
System version	4.6.2.0
Standard   Version	FCC 15.247, ISED RSS247   NI
Method	
Description	FCC 15.247 Bandwidth 99PCT-20dB DTS - WLAN2G4 g mode
Information	

## EUT Common Settings WLAN2G4

Number of Antenna Ports	2
User Interaction	No

## Test Parameter

Technology to test	WLAN2G4 g mode
Antenna port used	1
Temperature	nom
Voltage	nom
Frequency low to test	True   Freq [MHz] 2412
Frequency mid to test	False   Freq [MHz] 2437
Frequency high to test	False   Freq [MHz] 2462
Auto control enabled power supply   Climatic Box	No   No
Additional path loss [dB]	0.7
Full path name   type	EUT - SignalingUnit - SpectrumAnalyzer

## Equipment

Signal analyzer,Rohde&Schwarz,FSV-40,1307.9002K40/101042,3.70
Switch matrix,CTCadvanced,SPM-4 NI DAQ,28016133,NI

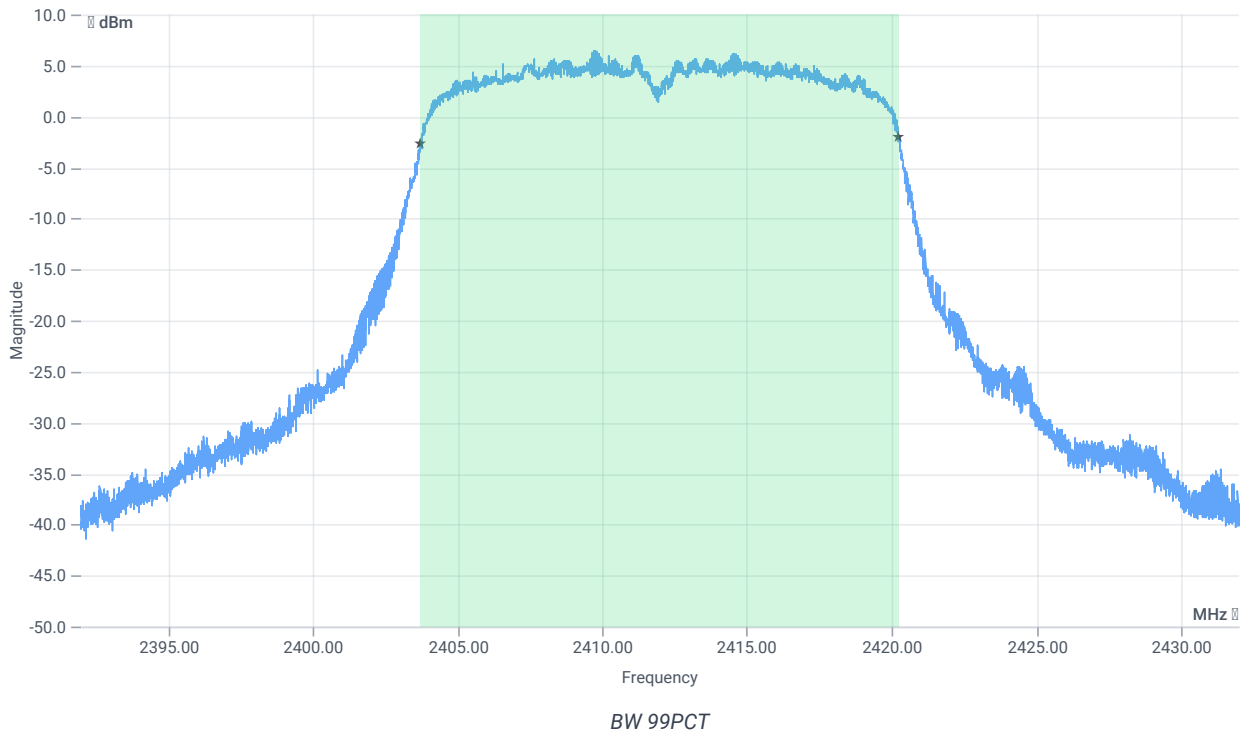
## Test at TX 2412 MHz

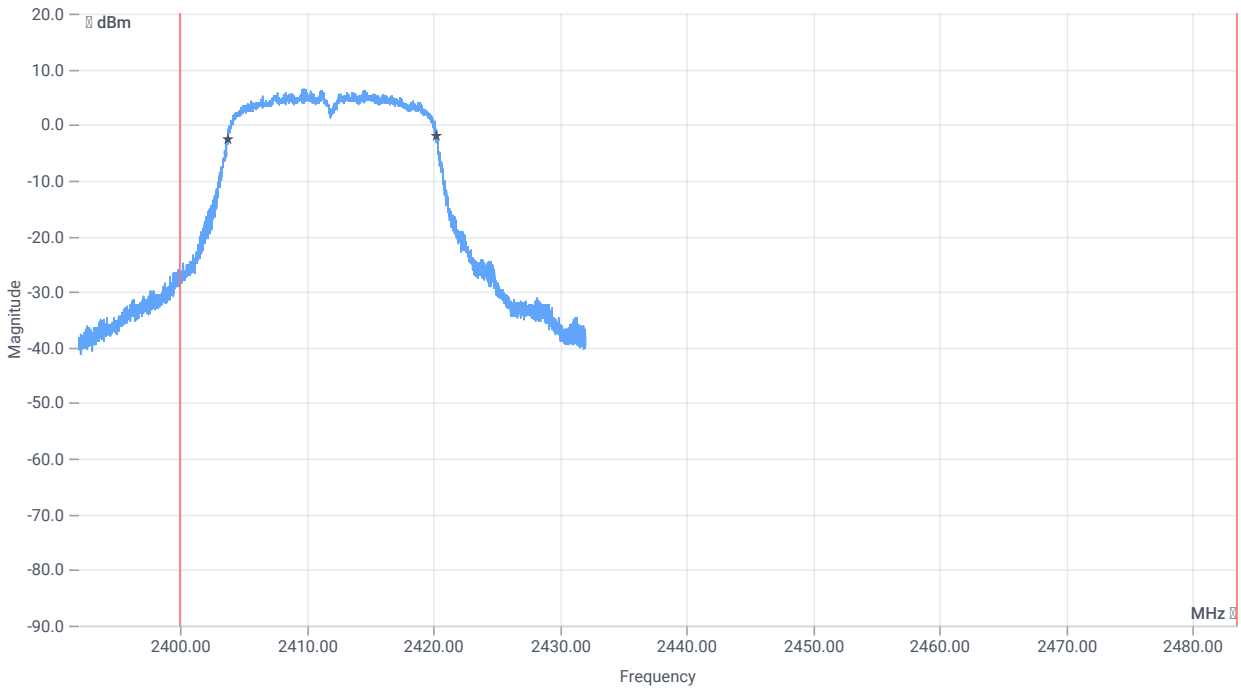
RESULT: Reference Power cond.

DESCRIPTION	LOWER LIMIT	UPPER LIMIT	MEASURED	UNIT	VERDICT
Ref. Power 1MHz/1MHz cond.	--	--	8.87	dBm	INFO
Ref. Frequency	--	--	2414.300	MHz	INFO

### READ SA SETTINGS:

RefLevel [dBm]   RefLevelOffset [dB]   InpAtt [dB]	13.87   13.85   20
Start [MHz]   Stop [MHz]	2392.000   2432.000
RBW [MHz]   VBW [MHz]	0.500000   2.000000
Detector   TraceMode	POS   MAXH
Sweep: time [ms]   count   points per Section   type	50   200   10001   SWE

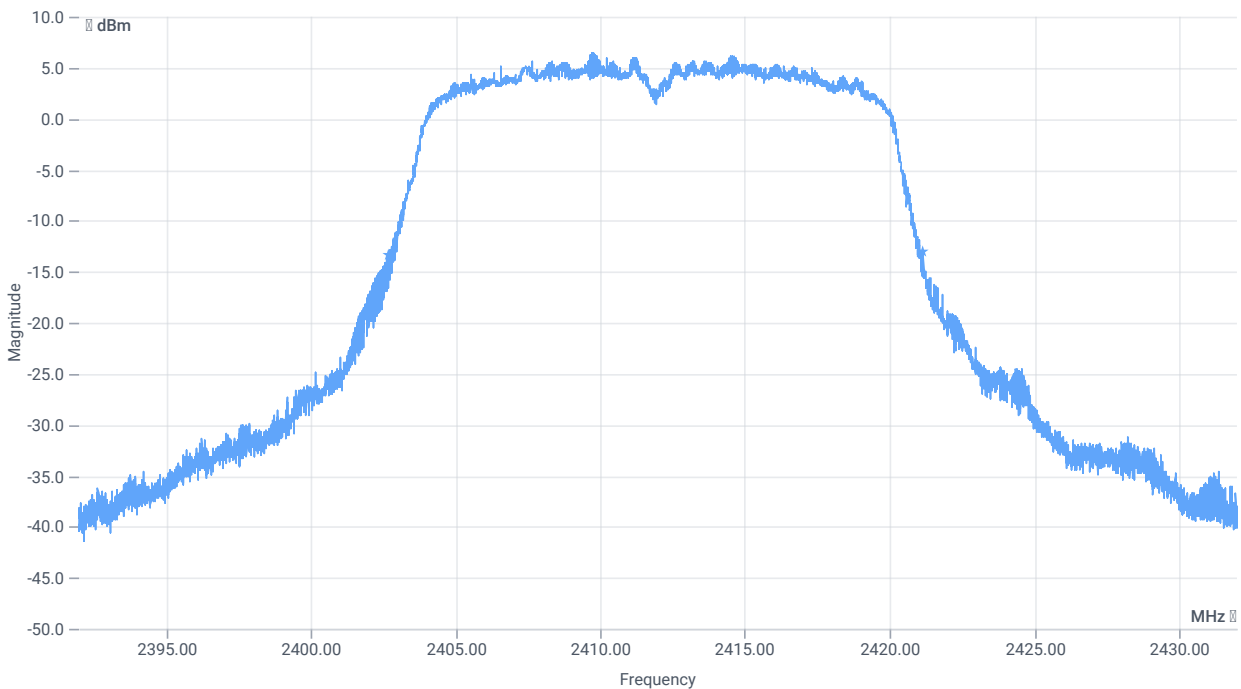




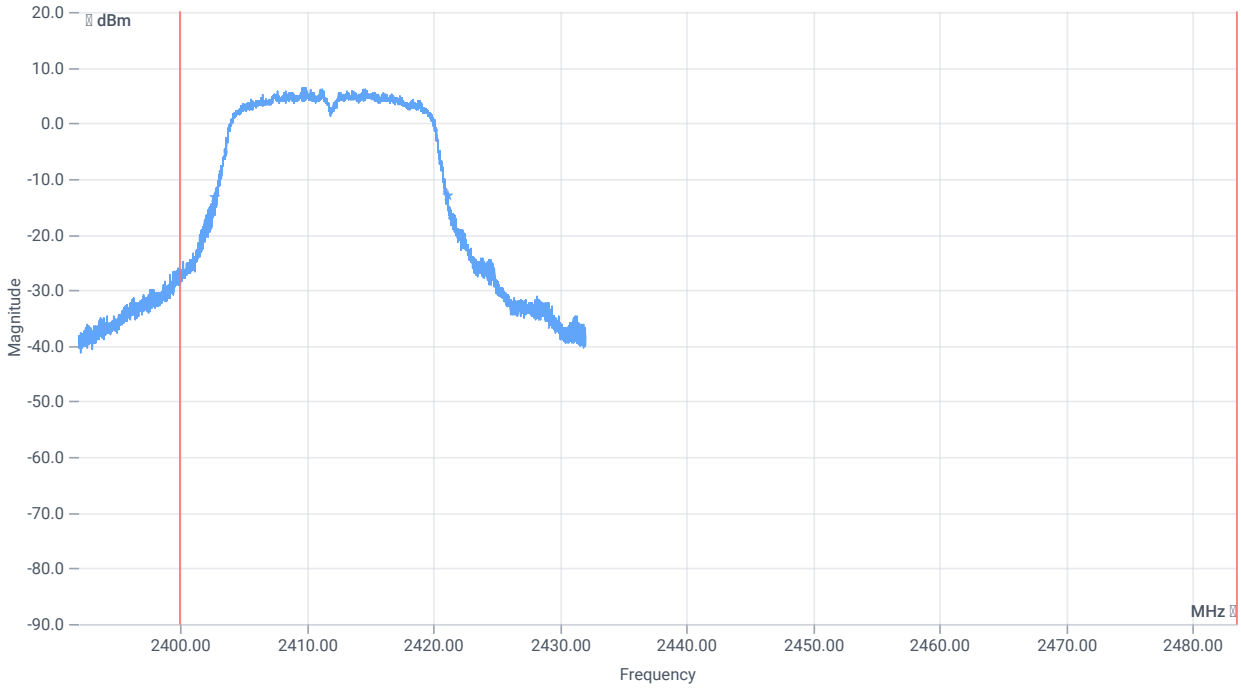
*BW within Band 99PCT*

## RESULT

DESCRIPTION	LOWER LIMIT	UPPER LIMIT	MEASURED	UNIT	VERDICT
Bandwidth 99%	--	--	16494.000	kHz	INFO
T1 99%	2400.000000	--	2403.7368	MHz	PASS
T2 99%	--	2483.500000	2420.2312	MHz	PASS



BW 20dB



BW within Band 20dB

RESULT

DESCRIPTION	LOWER LIMIT	UPPER LIMIT	MEASURED	UNIT	VERDICT
Bandwidth 20dB	--	--	18472	kHz	INFO
T1 20DB	2400.000000	--	2402.6960	MHz	PASS
T2 20dB	--	2483.500000	2421.1680	MHz	PASS

Verdict

PASS

# FCC 15.247, ISED RSS247 # Bandwidth 99PCT and 20dB ~ WLAN2G4 g mode

## References

TC start	16.10.2023 15:00:33
Ambit temp [°C]   humidity [rel%]	27.3   27
System version	4.6.2.0
Standard   Version	FCC 15.247, ISED RSS247   NI
Method	
Description	FCC 15.247 Bandwidth 99PCT-20dB DTS - WLAN2G4 g mode
Information	

## EUT Common Settings WLAN2G4

Number of Antenna Ports	2
User Interaction	No

## Test Parameter

Technology to test	WLAN2G4 g mode
Antenna port used	2
Temperature	nom
Voltage	nom
Frequency low to test	True   Freq [MHz] 2412
Frequency mid to test	False   Freq [MHz] 2437
Frequency high to test	False   Freq [MHz] 2462
Auto control enabled power supply   Climatic Box	No   No
Additional path loss [dB]	0.7
Full path name   type	EUT - SignalingUnit - SpectrumAnalyzer

## Equipment

Signal analyzer,Rohde&Schwarz,FSV-40,1307.9002K40/101042,3.70
Switch matrix,CTCadvanced,SPM-4 NI DAQ,28016133,NI

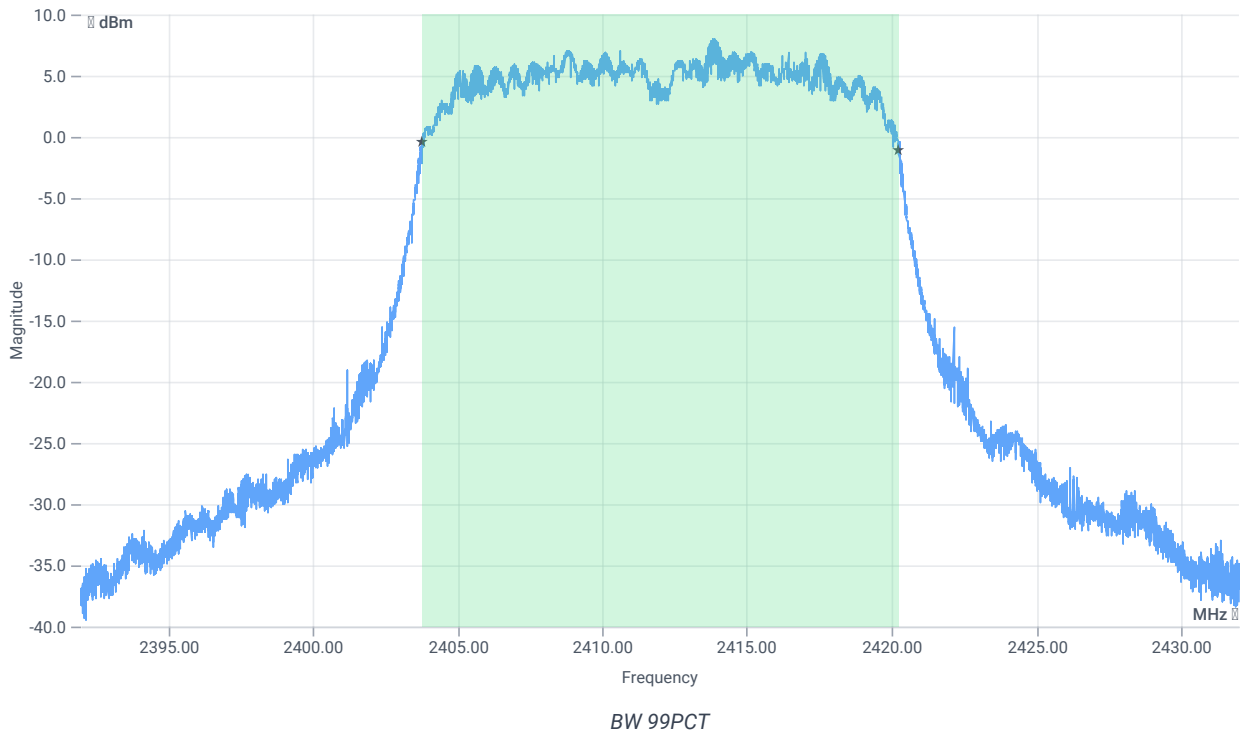
## Test at TX 2412 MHz

RESULT: Reference Power cond.

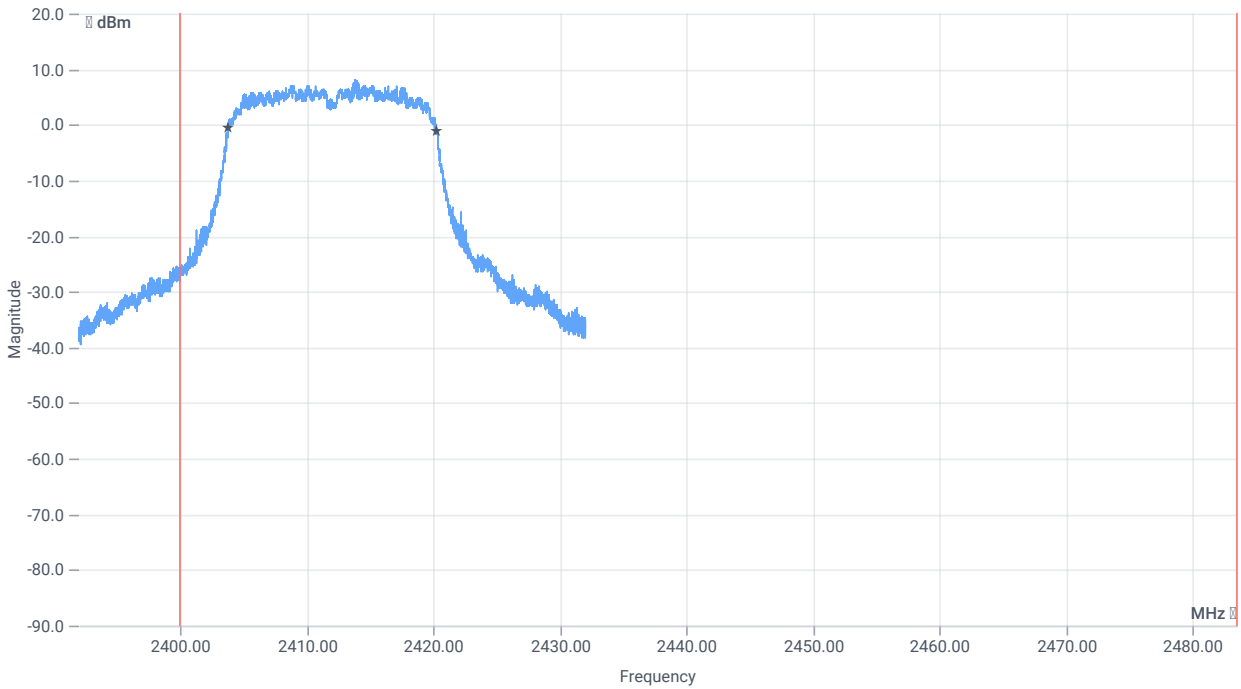
DESCRIPTION	LOWER LIMIT	UPPER LIMIT	MEASURED	UNIT	VERDICT
Ref. Power 1MHz/1MHz cond.	--	--	9.43	dBm	INFO
Ref. Frequency	--	--	2414.600	MHz	INFO

### READ SA SETTINGS:

RefLevel [dBm]   RefLevelOffset [dB]   InpAtt [dB]	14.43   13.85   20
Start [MHz]   Stop [MHz]	2392.000   2432.000
RBW [MHz]   VBW [MHz]	0.500000   2.000000
Detector   TraceMode	POS   MAXH
Sweep: time [ms]   count   points per Section   type	50   200   10001   SWE



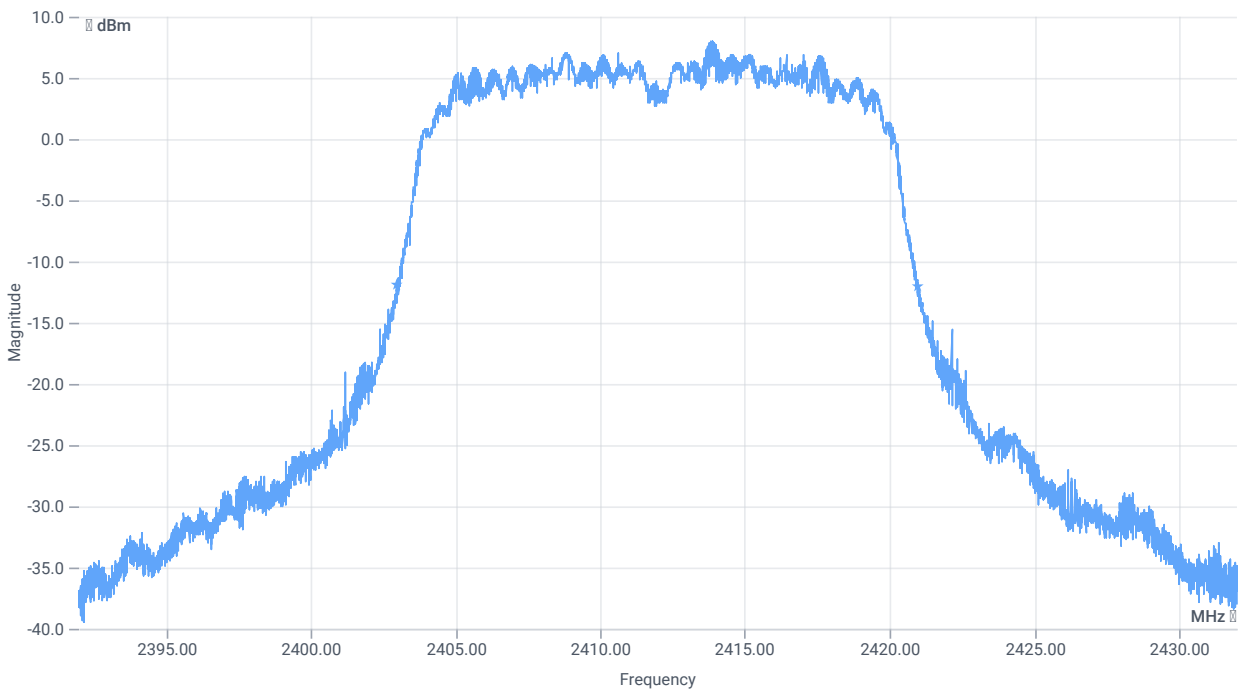




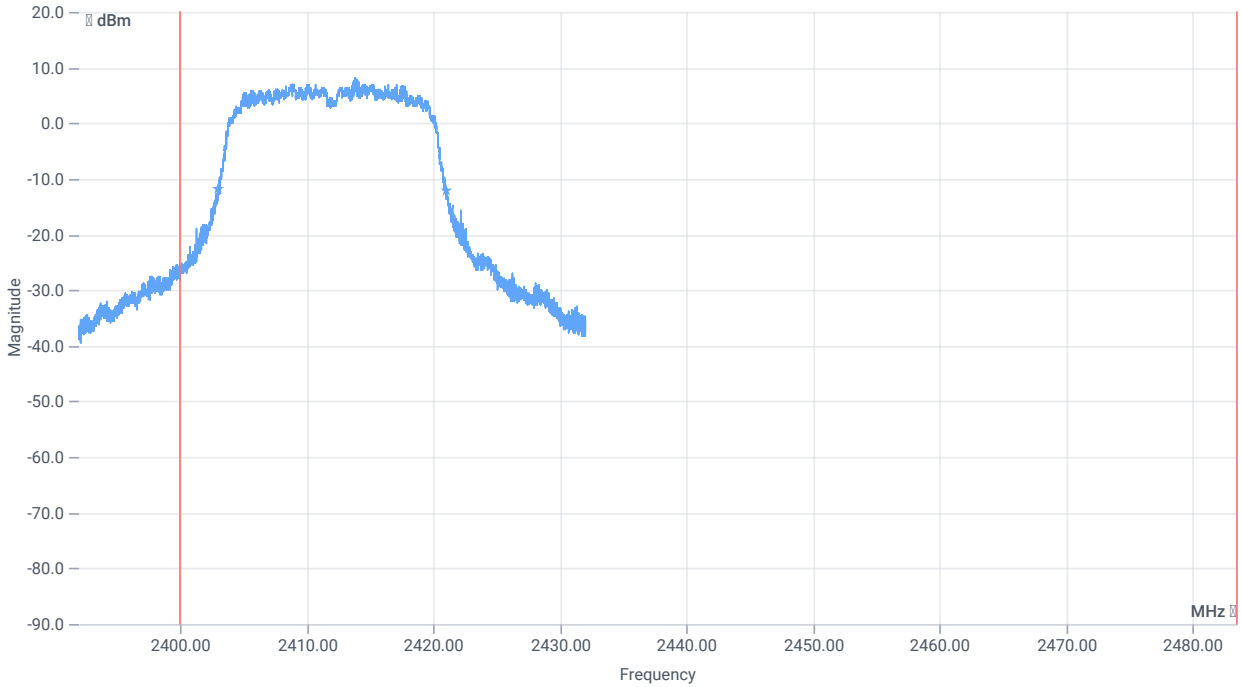
BW within Band 99PCT

## RESULT

DESCRIPTION	LOWER LIMIT	UPPER LIMIT	MEASURED	UNIT	VERDICT
Bandwidth 99%	--	--	16438.000	kHz	INFO
T1 99%	2400.000000	--	2403.7768	MHz	PASS
T2 99%	--	2483.500000	2420.2152	MHz	PASS



BW 20dB



BW within Band 20dB

RESULT

DESCRIPTION	LOWER LIMIT	UPPER LIMIT	MEASURED	UNIT	VERDICT
Bandwidth 20dB	--	--	17996	kHz	INFO
T1 20dB	2400.000000	--	2402.9840	MHz	PASS
T2 20dB	--	2483.500000	2420.9800	MHz	PASS

Verdict

PASS

# FCC 15.247, ISED RSS247 # Bandwidth 99PCT and 20dB ~ WLAN2G4 g mode

## References

TC start	16.10.2023 15:19:19
Ambit temp [°C]   humidity [rel%]	27.5   28
System version	4.6.2.0
Standard   Version	FCC 15.247, ISED RSS247   NI
Method	
Description	FCC 15.247 Bandwidth 99PCT-20dB DTS - WLAN2G4 g mode
Information	

## EUT Common Settings WLAN2G4

Number of Antenna Ports	2
User Interaction	No

## Test Parameter

Technology to test	WLAN2G4 g mode
Antenna port used	1
Temperature	nom
Voltage	nom
Frequency low to test	False   Freq [MHz] 2412
Frequency mid to test	True   Freq [MHz] 2437
Frequency high to test	False   Freq [MHz] 2462
Auto control enabled power supply   Climatic Box	No   No
Additional path loss [dB]	0.7
Full path name   type	EUT - SignalingUnit - SpectrumAnalyzer

## Equipment

Signal analyzer,Rohde&Schwarz,FSV-40,1307.9002K40/101042,3.70
Switch matrix,CTCadvanced,SPM-4 NI DAQ,28016133,NI

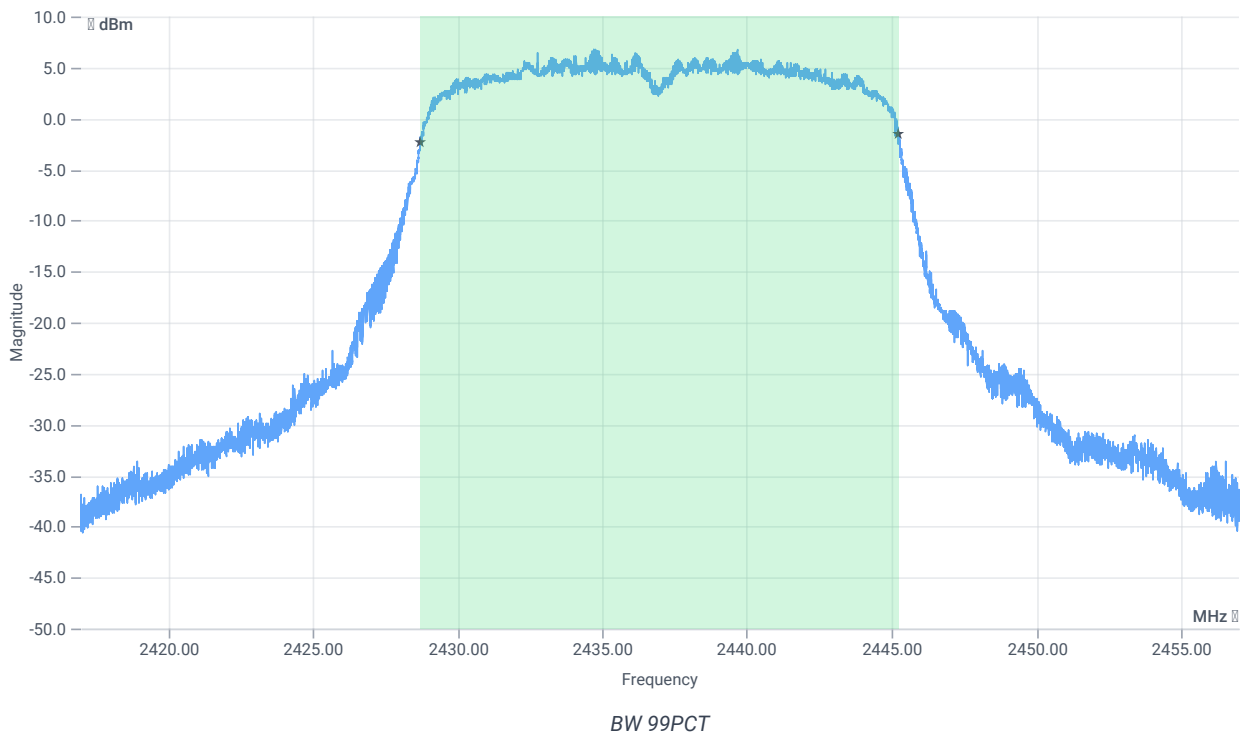
## Test at TX 2437 MHz

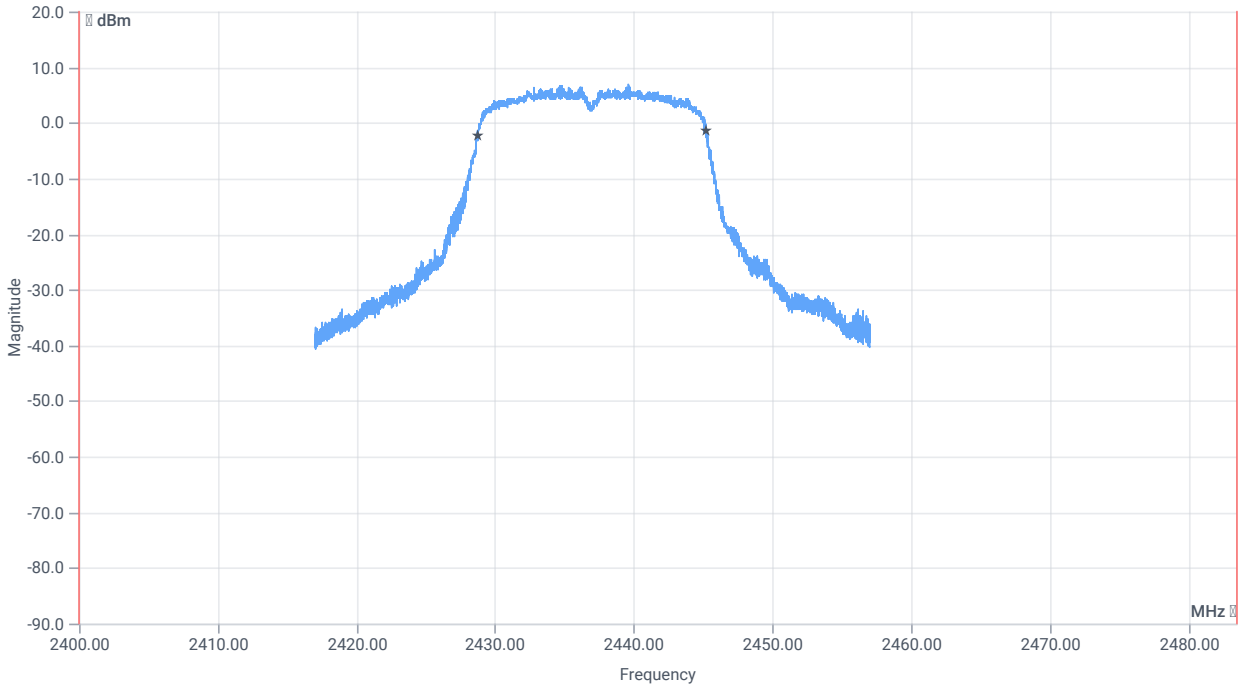
RESULT: Reference Power cond.

DESCRIPTION	LOWER LIMIT	UPPER LIMIT	MEASURED	UNIT	VERDICT
Ref. Power 1MHz/1MHz cond.	--	--	9.60	dBm	INFO
Ref. Frequency	--	--	2434.200	MHz	INFO

### READ SA SETTINGS:

RefLevel [dBm]   RefLevelOffset [dB]   InpAtt [dB]	14.60   14.01   20
Start [MHz]   Stop [MHz]	2417.000   2457.000
RBW [MHz]   VBW [MHz]	0.500000   2.000000
Detector   TraceMode	POS   MAXH
Sweep: time [ms]   count   points per Section   type	50   200   10001   SWE

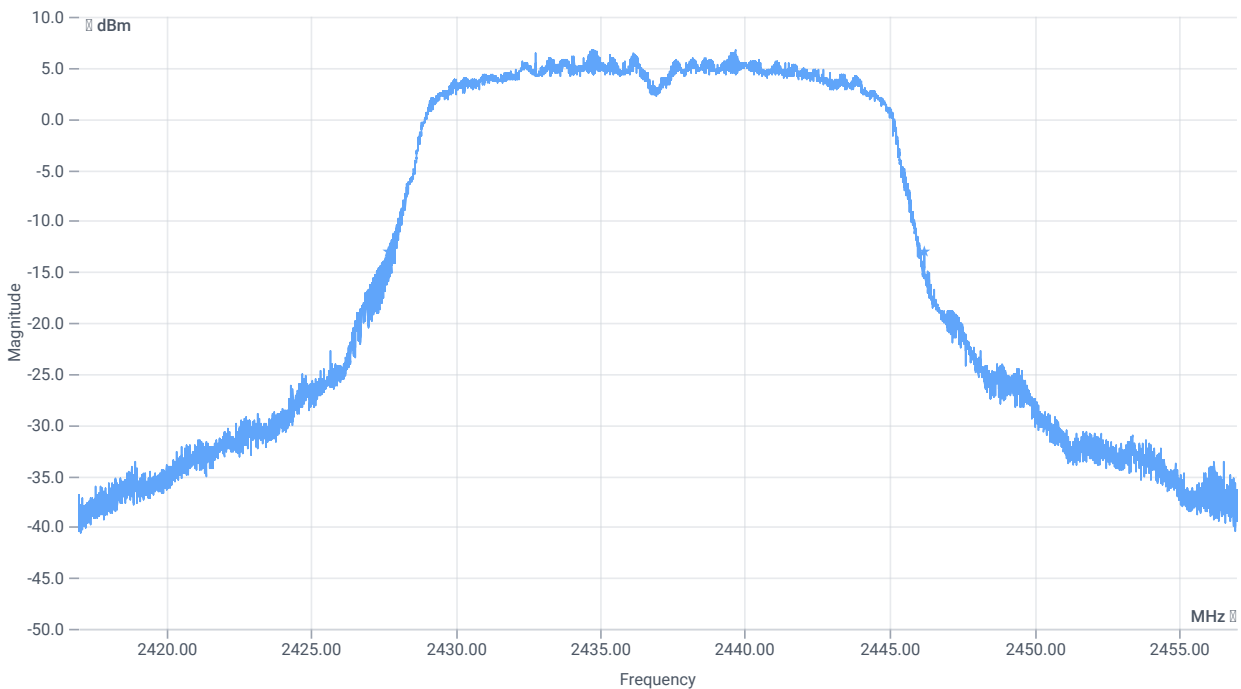




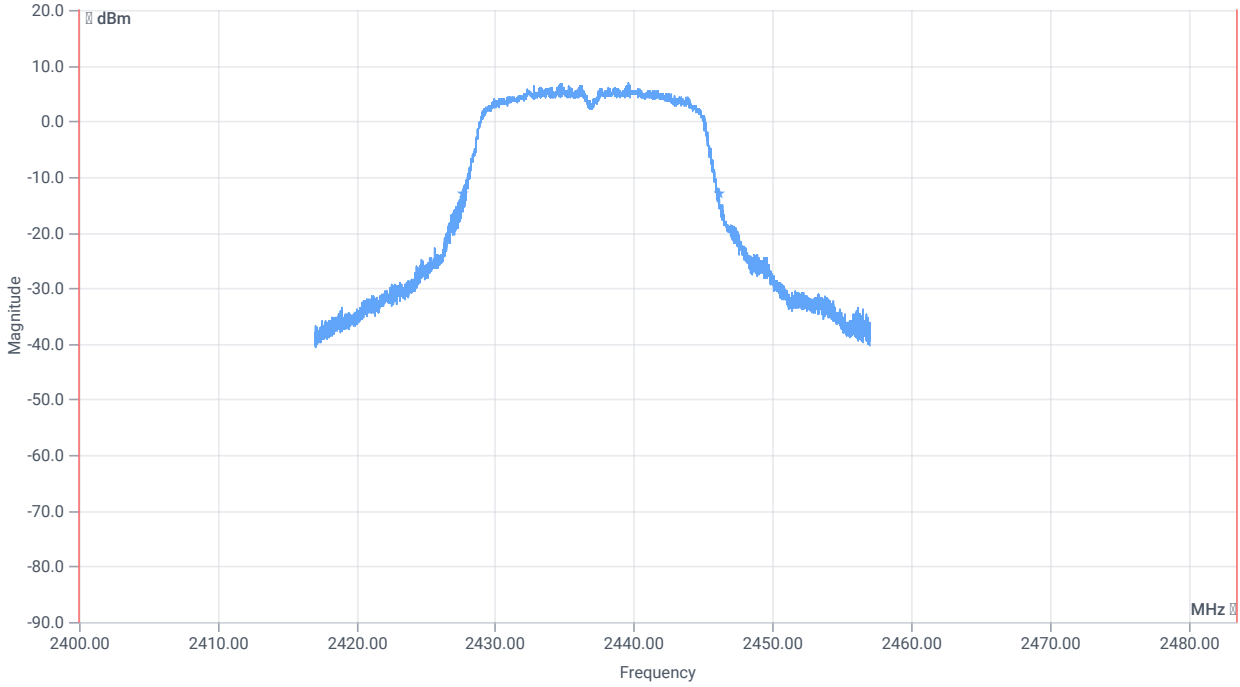
*BW within Band 99PCT*

## RESULT

DESCRIPTION	LOWER LIMIT	UPPER LIMIT	MEASURED	UNIT	VERDICT
Bandwidth 99%	--	--	16490.000	kHz	INFO
T1 99%	2400.000000	--	2428.7368	MHz	PASS
T2 99%	--	2483.500000	2445.2272	MHz	PASS



BW 20dB



BW within Band 20dB

RESULT

DESCRIPTION	LOWER LIMIT	UPPER LIMIT	MEASURED	UNIT	VERDICT
Bandwidth 20dB	--	--	18520	kHz	INFO
T1 20dB	2400.000000	--	2427.6680	MHz	PASS
T2 20dB	--	2483.500000	2446.1880	MHz	PASS

Verdict

PASS

# FCC 15.247, ISED RSS247 # Bandwidth 99PCT and 20dB ~ WLAN2G4 g mode

## References

TC start	16.10.2023 15:29:34
Ambit temp [°C]   humidity [rel%]	27.8   28
System version	4.6.2.0
Standard   Version	FCC 15.247, ISED RSS247   NI
Method	
Description	FCC 15.247 Bandwidth 99PCT-20dB DTS - WLAN2G4 g mode
Information	

## EUT Common Settings WLAN2G4

Number of Antenna Ports	2
User Interaction	No

## Test Parameter

Technology to test	WLAN2G4 g mode
Antenna port used	2
Temperature	nom
Voltage	nom
Frequency low to test	False   Freq [MHz] 2412
Frequency mid to test	True   Freq [MHz] 2437
Frequency high to test	False   Freq [MHz] 2462
Auto control enabled power supply   Climatic Box	No   No
Additional path loss [dB]	0.7
Full path name   type	EUT - SignalingUnit - SpectrumAnalyzer

## Equipment

Signal analyzer,Rohde&Schwarz,FSV-40,1307.9002K40/101042,3.70
Switch matrix,CTCadvanced,SPM-4 NI DAQ,28016133,NI

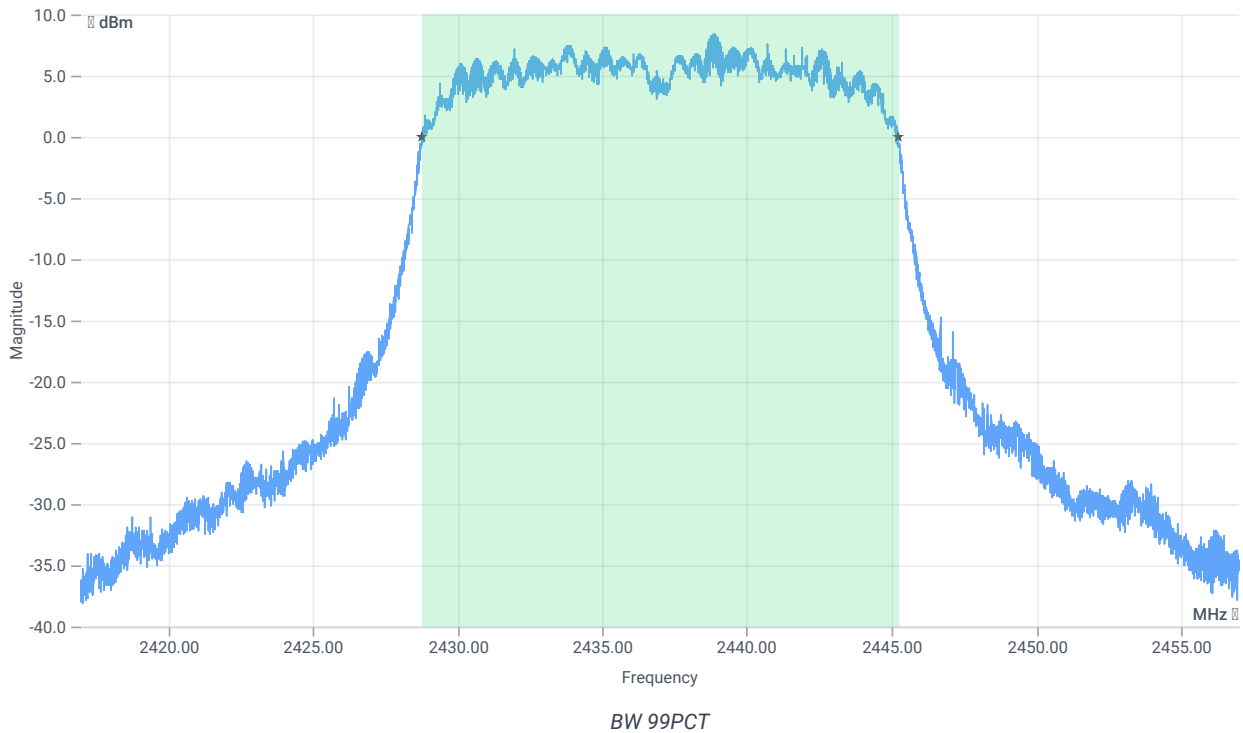
## Test at TX 2437 MHz

RESULT: Reference Power cond.

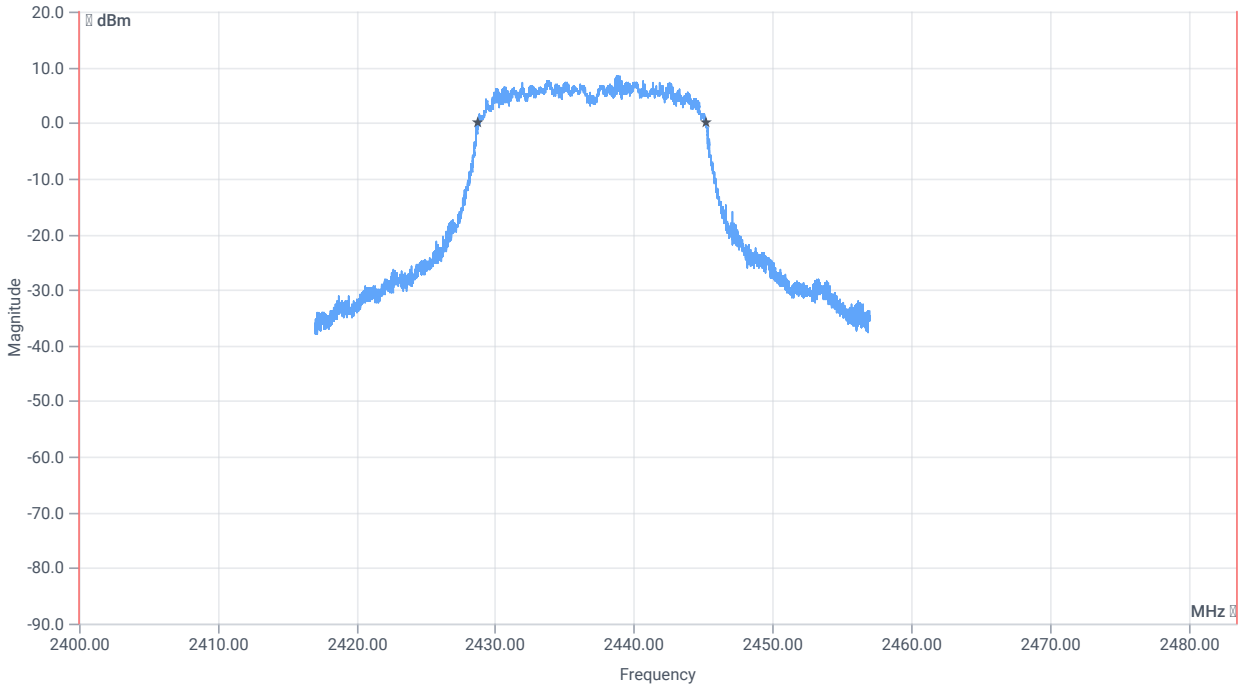
DESCRIPTION	LOWER LIMIT	UPPER LIMIT	MEASURED	UNIT	VERDICT
Ref. Power 1MHz/1MHz cond.	--	--	9.81	dBm	INFO
Ref. Frequency	--	--	2433.500	MHz	INFO

### READ SA SETTINGS:

RefLevel [dBm]   RefLevelOffset [dB]   InpAtt [dB]	14.81   14.01   20
Start [MHz]   Stop [MHz]	2417.000   2457.000
RBW [MHz]   VBW [MHz]	0.500000   2.000000
Detector   TraceMode	POS   MAXH
Sweep: time [ms]   count   points per Section   type	50   200   10001   SWE



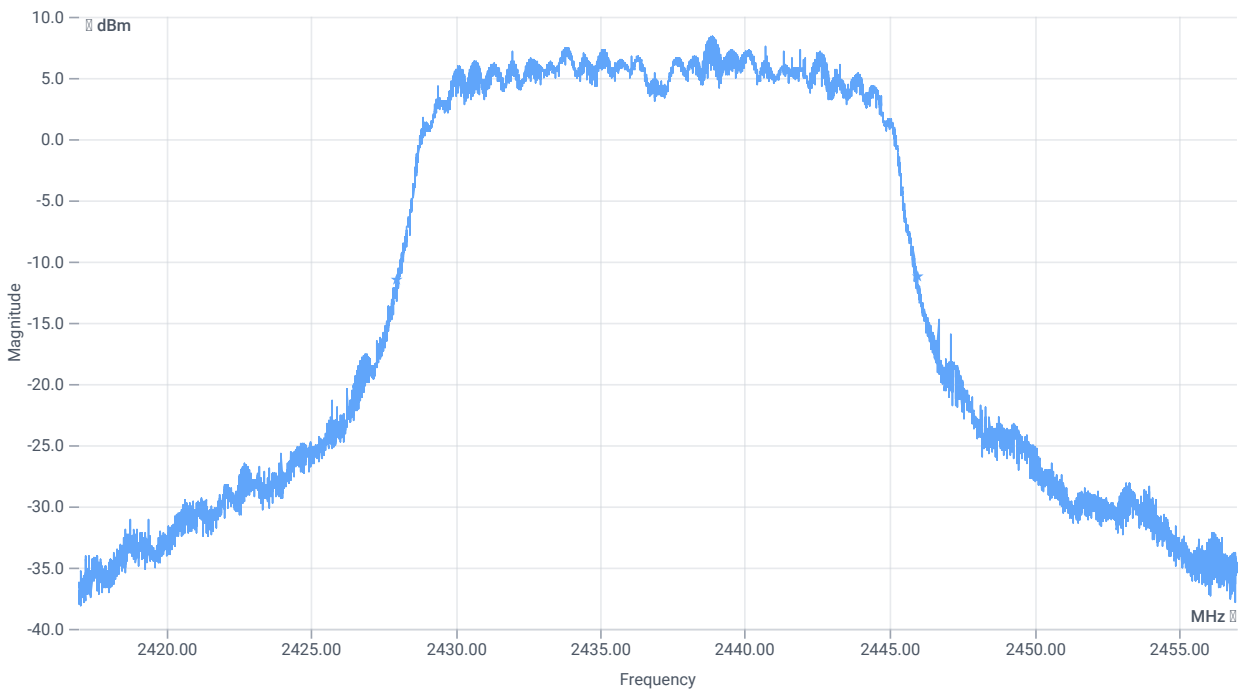




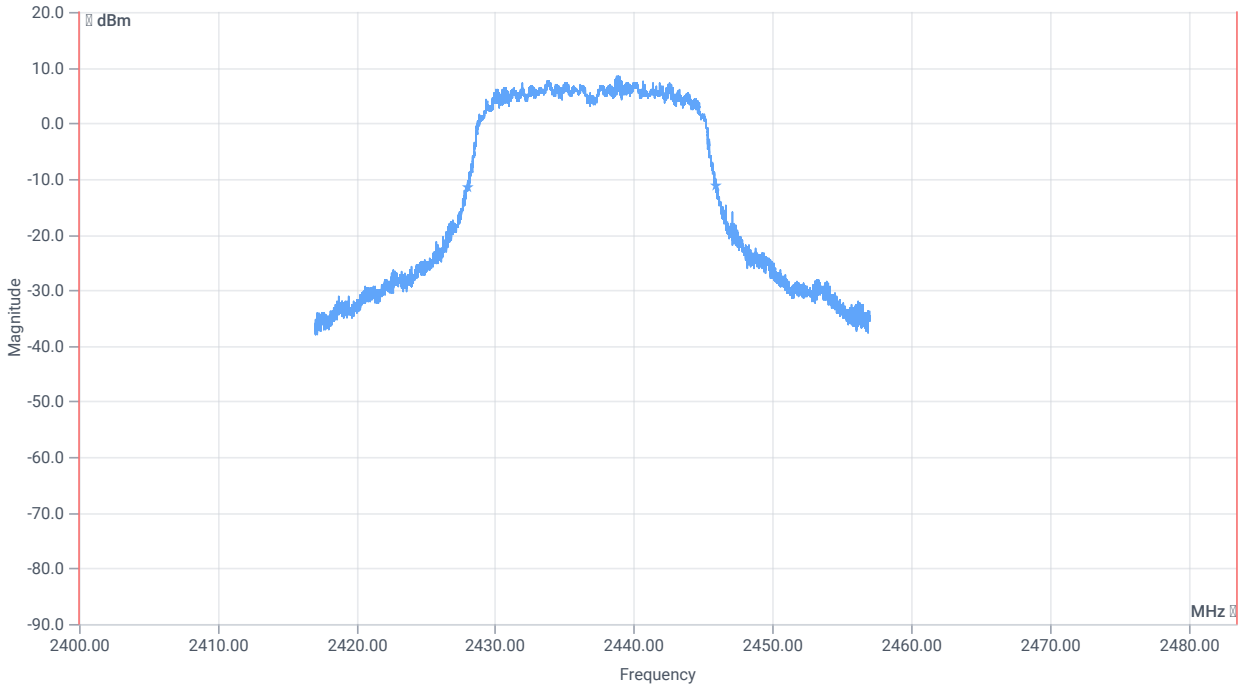
*BW within Band 99PCT*

## RESULT

DESCRIPTION	LOWER LIMIT	UPPER LIMIT	MEASURED	UNIT	VERDICT
Bandwidth 99%	--	--	16442.000	kHz	INFO
T1 99%	2400.000000	--	2428.7688	MHz	PASS
T2 99%	--	2483.500000	2445.2112	MHz	PASS



BW 20dB



BW within Band 20dB

RESULT

DESCRIPTION	LOWER LIMIT	UPPER LIMIT	MEASURED	UNIT	VERDICT
Bandwidth 20dB	--	--	17980	kHz	INFO
T1 20dB	2400.000000	--	2427.9800	MHz	PASS
T2 20dB	--	2483.500000	2445.9600	MHz	PASS

Verdict

PASS

# FCC 15.247, ISED RSS247 # Bandwidth 99PCT and 20dB ~ WLAN2G4 g mode

## References

TC start	16.10.2023 15:40:12
Ambit temp [°C]   humidity [rel%]	28.0   27
System version	4.6.2.0
Standard   Version	FCC 15.247, ISED RSS247   NI
Method	
Description	FCC 15.247 Bandwidth 99PCT-20dB DTS - WLAN2G4 g mode
Information	

## EUT Common Settings WLAN2G4

Number of Antenna Ports	2
User Interaction	No

## Test Parameter

Technology to test	WLAN2G4 g mode
Antenna port used	1
Temperature	nom
Voltage	nom
Frequency low to test	False   Freq [MHz] 2412
Frequency mid to test	False   Freq [MHz] 2437
Frequency high to test	True   Freq [MHz] 2462
Auto control enabled power supply   Climatic Box	No   No
Additional path loss [dB]	0.7
Full path name   type	EUT - SignalingUnit - SpectrumAnalyzer

## Equipment

Signal analyzer,Rohde&Schwarz,FSV-40,1307.9002K40/101042,3.70
Switch matrix,CTCadvanced,SPM-4 NI DAQ,28016133,NI

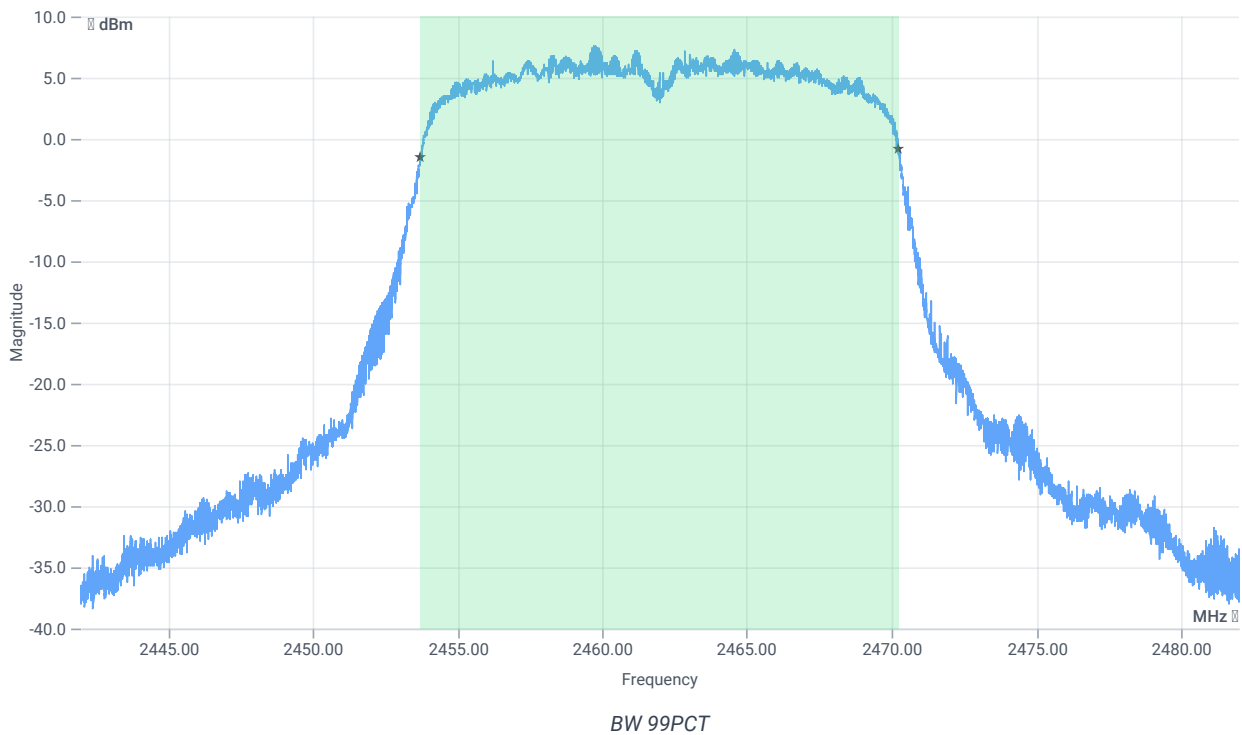
## Test at TX 2462 MHz

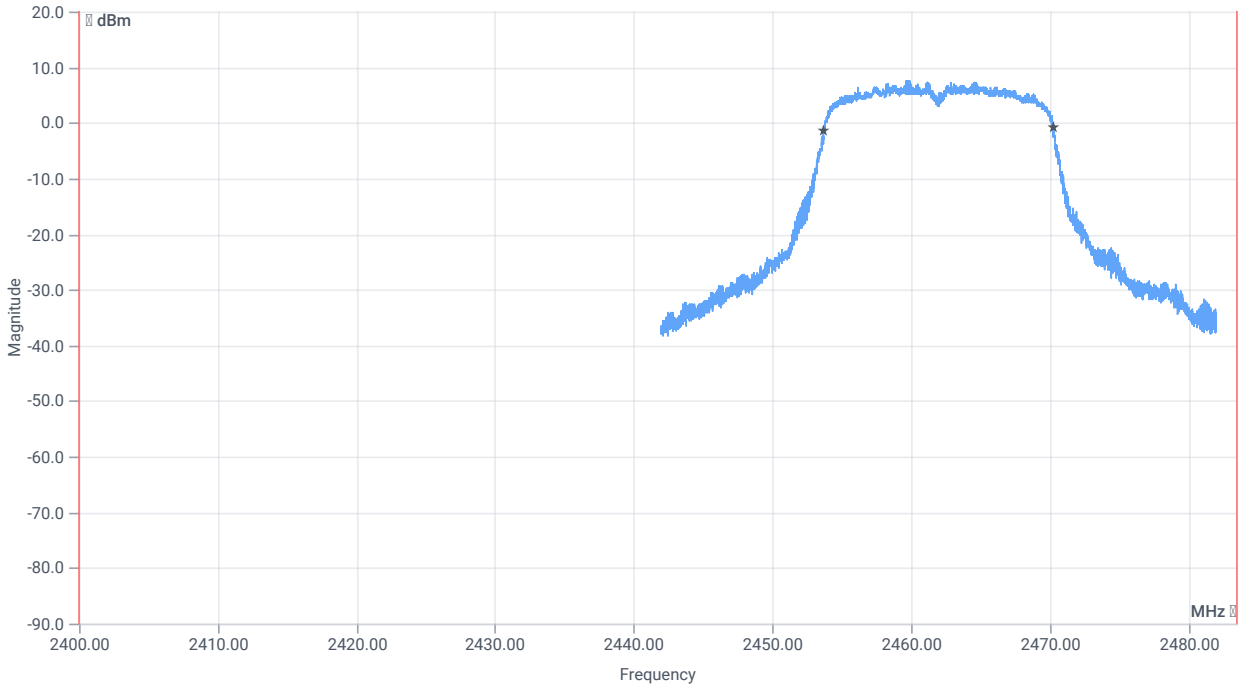
RESULT: Reference Power cond.

DESCRIPTION	LOWER LIMIT	UPPER LIMIT	MEASURED	UNIT	VERDICT
Ref. Power 1MHz/1MHz cond.	--	--	10.05	dBm	INFO
Ref. Frequency	--	--	2459.200	MHz	INFO

### READ SA SETTINGS:

RefLevel [dBm]   RefLevelOffset [dB]   InpAtt [dB]	15.05   14.14   20
Start [MHz]   Stop [MHz]	2442.000   2482.000
RBW [MHz]   VBW [MHz]	0.500000   2.000000
Detector   TraceMode	POS   MAXH
Sweep: time [ms]   count   points per Section   type	50   200   10001   SWE

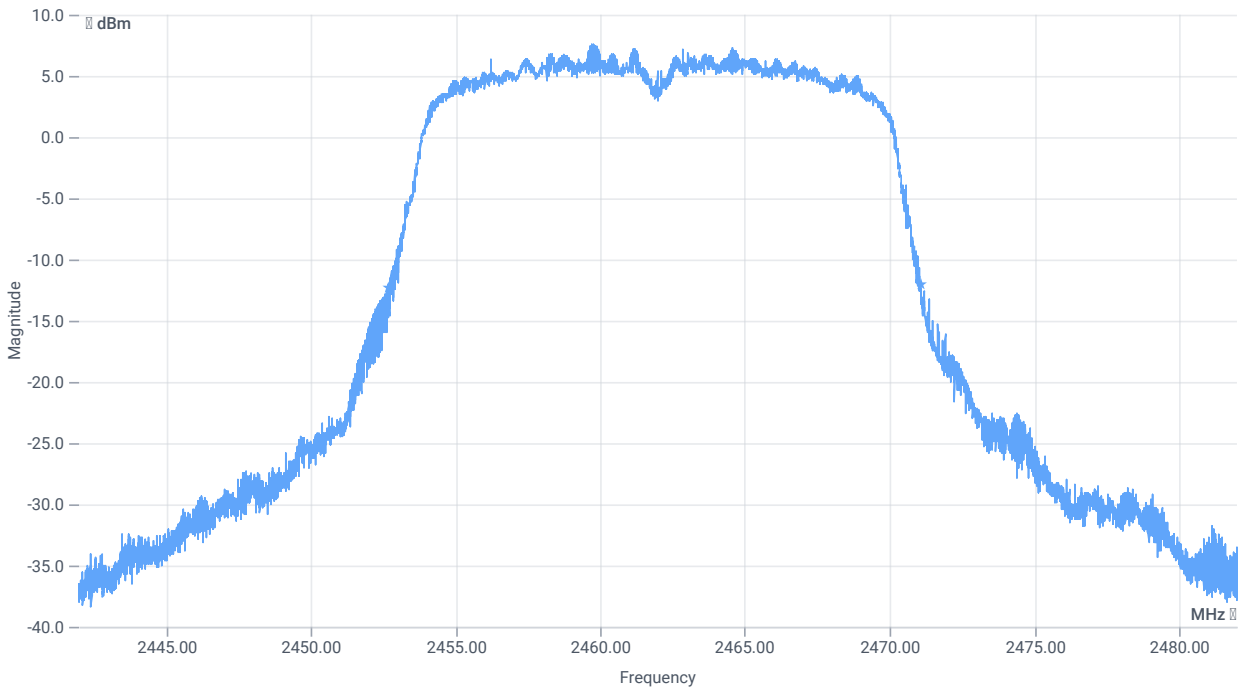




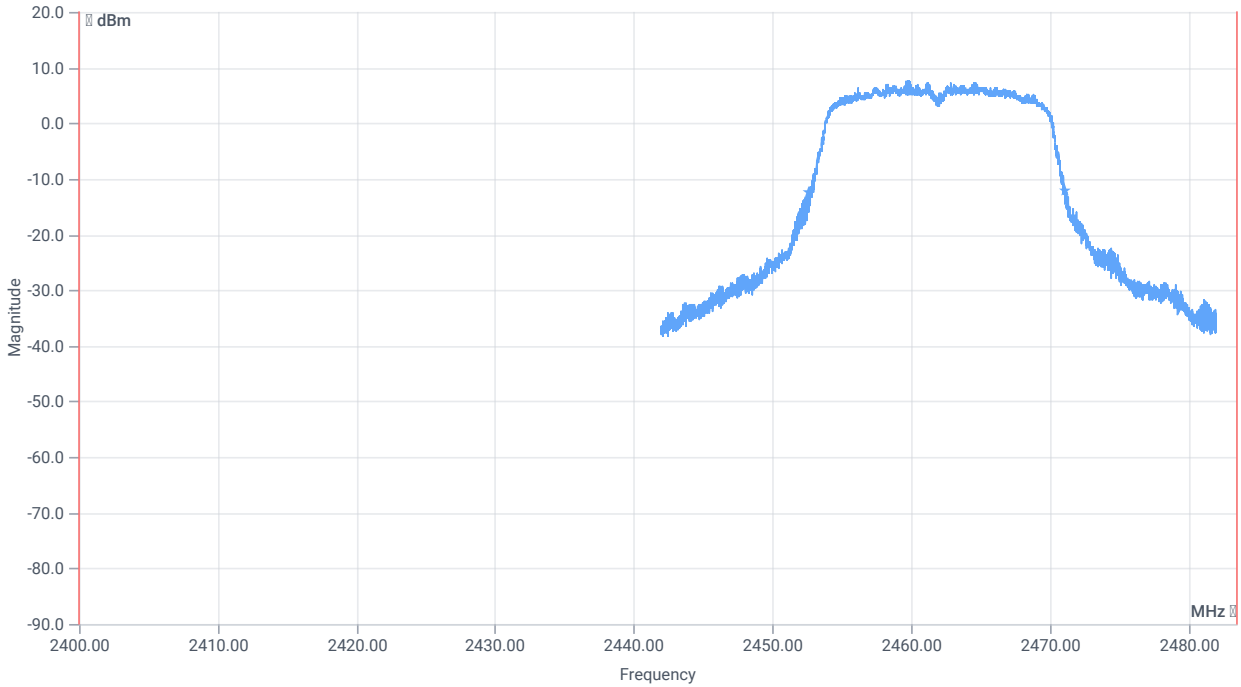
*BW within Band 99PCT*

## RESULT

DESCRIPTION	LOWER LIMIT	UPPER LIMIT	MEASURED	UNIT	VERDICT
Bandwidth 99%	--	--	16514.000	kHz	INFO
T1 99%	2400.000000	--	2453.7208	MHz	PASS
T2 99%	--	2483.500000	2470.2352	MHz	PASS



BW 20dB



BW within Band 20dB

RESULT

DESCRIPTION	LOWER LIMIT	UPPER LIMIT	MEASURED	UNIT	VERDICT
Bandwidth 20dB	--	--	18408	kHz	INFO
T1 20dB	2400.000000	--	2452.6640	MHz	PASS
T2 20dB	--	2483.500000	2471.0720	MHz	PASS

Verdict

PASS

# FCC 15.247, ISED RSS247 # Bandwidth 99PCT and 20dB ~ WLAN2G4 g mode

## References

TC start	16.10.2023 15:50:26
Ambit temp [°C]   humidity [rel%]	27.7   26
System version	4.6.2.0
Standard   Version	FCC 15.247, ISED RSS247   NI
Method	
Description	FCC 15.247 Bandwidth 99PCT-20dB DTS - WLAN2G4 g mode
Information	

## EUT Common Settings WLAN2G4

Number of Antenna Ports	2
User Interaction	No

## Test Parameter

Technology to test	WLAN2G4 g mode
Antenna port used	2
Temperature	nom
Voltage	nom
Frequency low to test	False   Freq [MHz] 2412
Frequency mid to test	False   Freq [MHz] 2437
Frequency high to test	True   Freq [MHz] 2462
Auto control enabled power supply   Climatic Box	No   No
Additional path loss [dB]	0.7
Full path name   type	EUT - SignalingUnit - SpectrumAnalyzer

## Equipment

Signal analyzer,Rohde&Schwarz,FSV-40,1307.9002K40/101042,3.70
Switch matrix,CTCadvanced,SPM-4 NI DAQ,28016133,NI

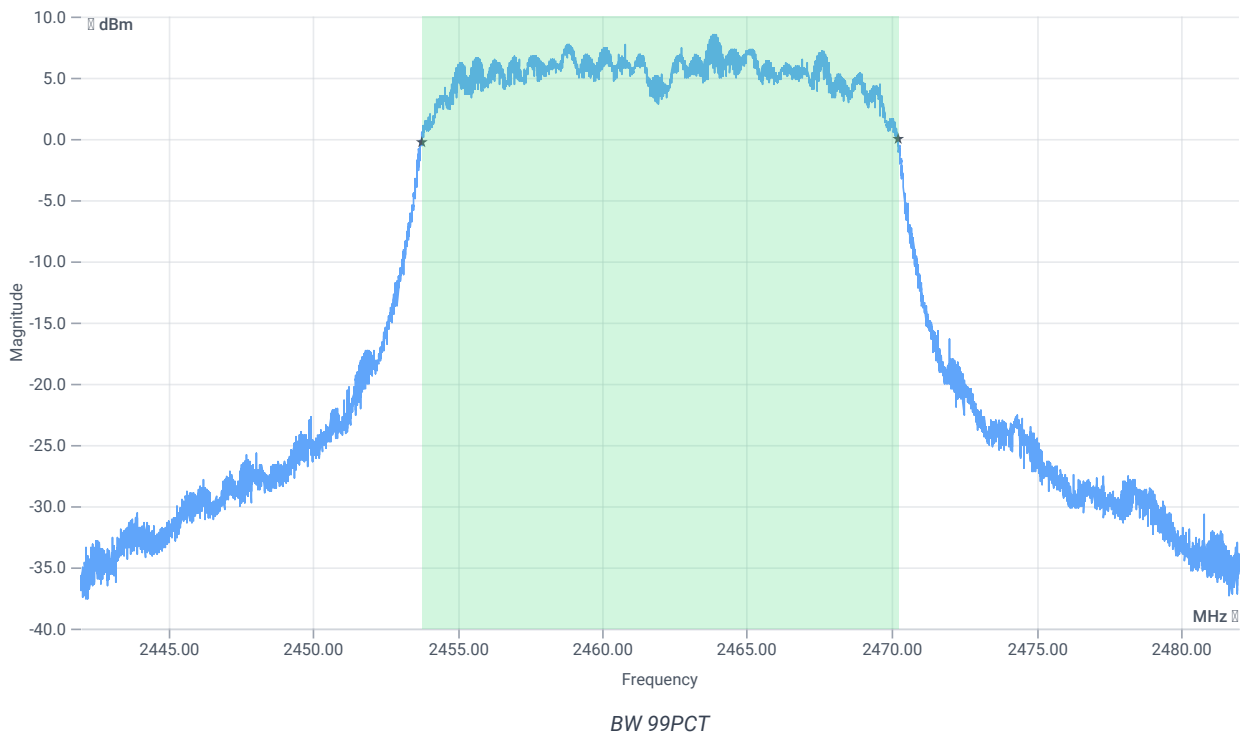
## Test at TX 2462 MHz

RESULT: Reference Power cond.

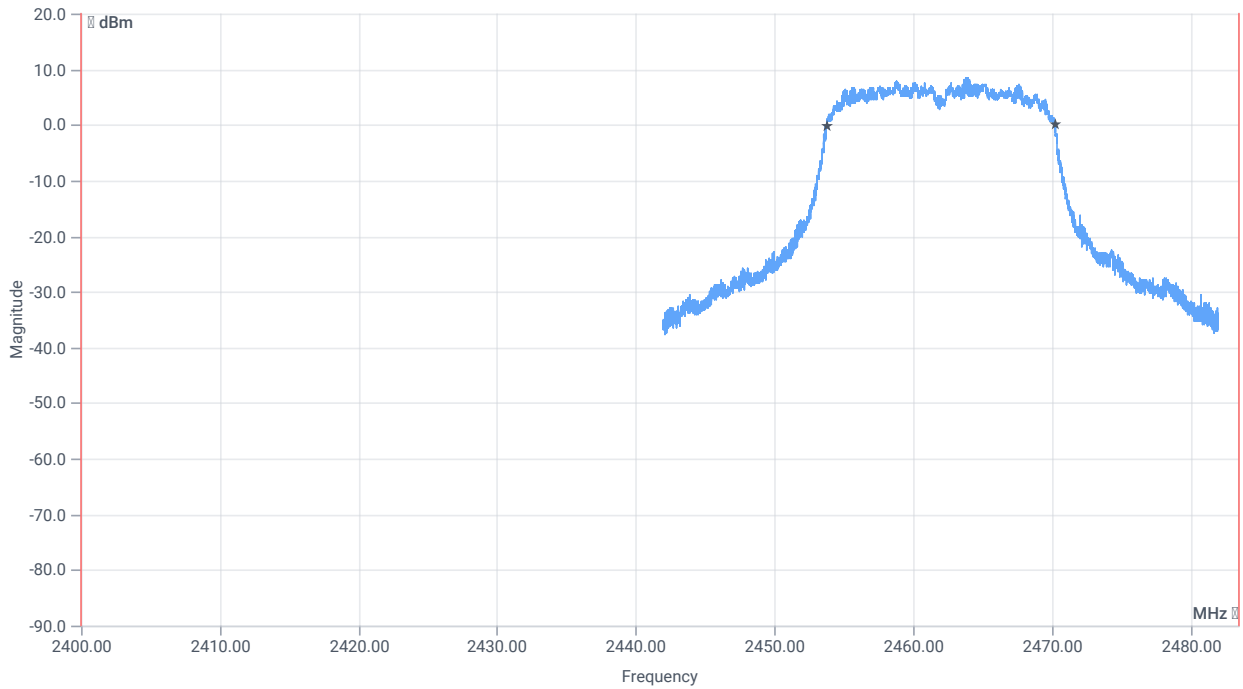
DESCRIPTION	LOWER LIMIT	UPPER LIMIT	MEASURED	UNIT	VERDICT
Ref. Power 1MHz/1MHz cond.	--	--	9.93	dBm	INFO
Ref. Frequency	--	--	2463.900	MHz	INFO

### READ SA SETTINGS:

RefLevel [dBm]   RefLevelOffset [dB]   InpAtt [dB]	14.93   14.14   20
Start [MHz]   Stop [MHz]	2442.000   2482.000
RBW [MHz]   VBW [MHz]	0.500000   2.000000
Detector   TraceMode	POS   MAXH
Sweep: time [ms]   count   points per Section   type	50   200   10001   SWE



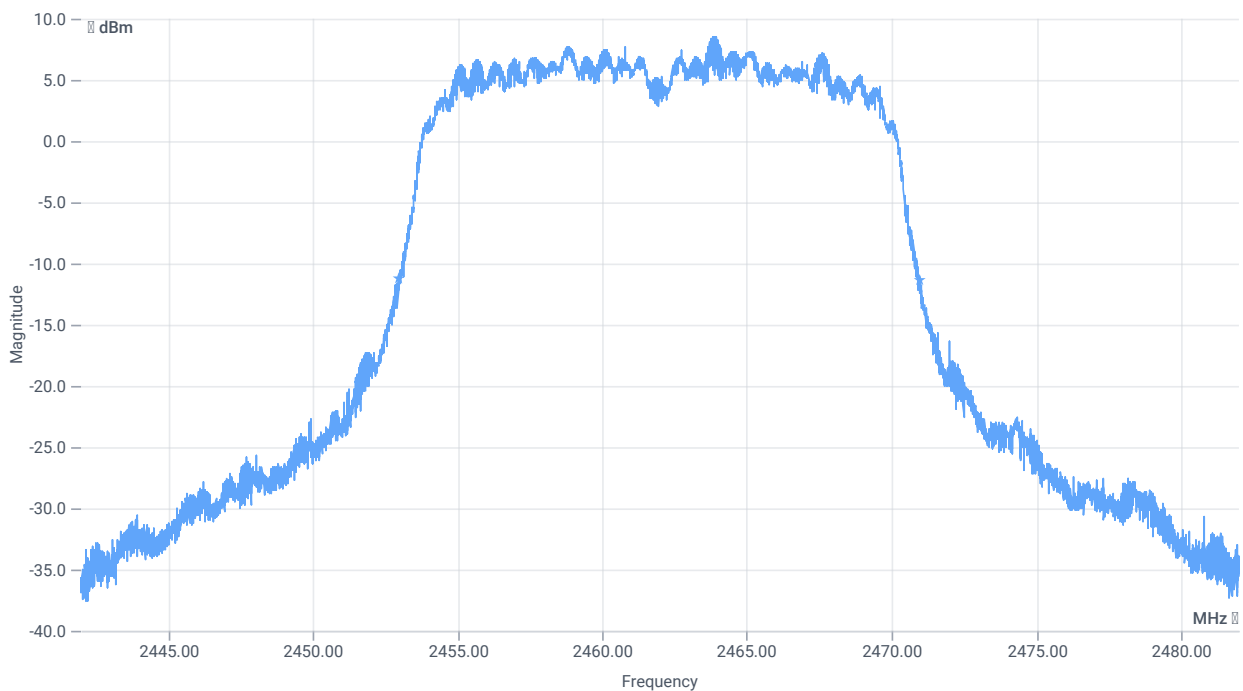




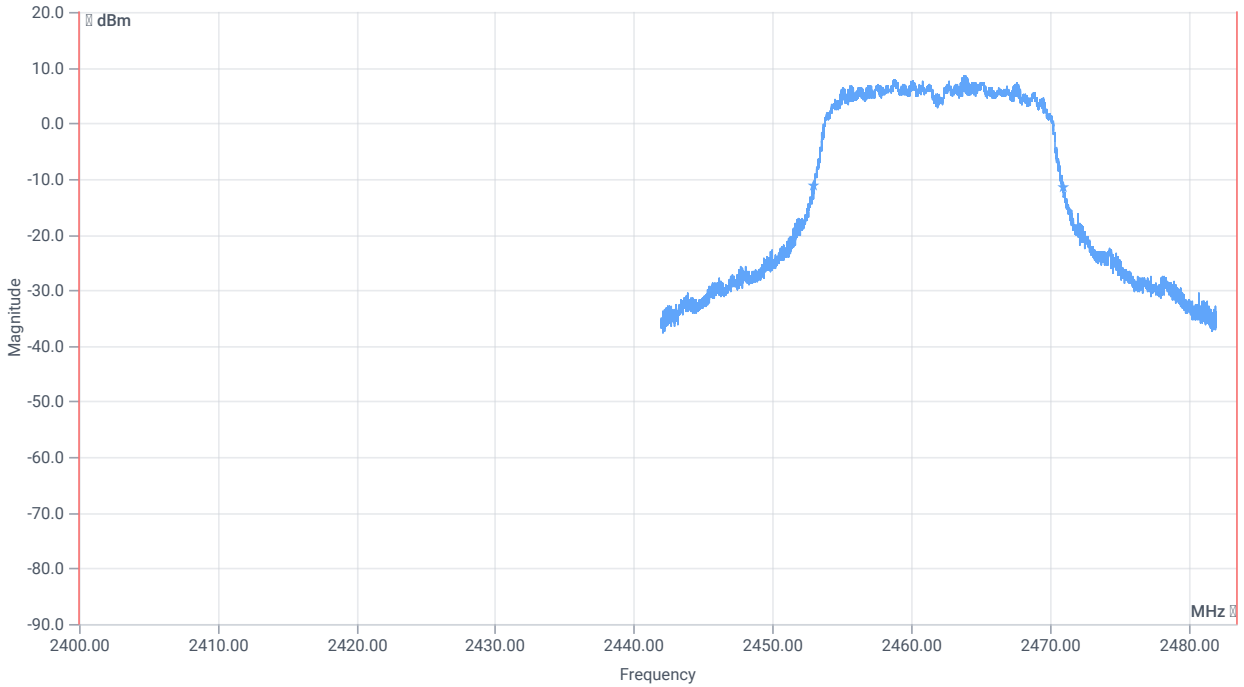
BW within Band 99PCT

## RESULT

DESCRIPTION	LOWER LIMIT	UPPER LIMIT	MEASURED	UNIT	VERDICT
Bandwidth 99%	--	--	16442.000	kHz	INFO
T1 99%	2400.000000	--	2453.7608	MHz	PASS
T2 99%	--	2483.500000	2470.2032	MHz	PASS



BW 20dB



BW within Band 20dB

RESULT

DESCRIPTION	LOWER LIMIT	UPPER LIMIT	MEASURED	UNIT	VERDICT
Bandwidth 20dB	--	--	18008	kHz	INFO
T1 20dB	2400.000000	--	2452.9720	MHz	PASS
T2 20dB	--	2483.500000	2470.9800	MHz	PASS

Verdict

PASS

# FCC 15.247, ISED RSS247 # Bandwidth 99PCT and 20dB ~ WLAN2G4 n-HT20 mode

## References

TC start	16.10.2023 16:04:00
Ambit temp [°C]   humidity [rel%]	27.1   26
System version	4.6.2.0
Standard   Version	FCC 15.247, ISED RSS247   NI
Method	
Description	FCC 15.247 Bandwidth 99PCT-20dB DTS - WLAN2G4 n-HT20 mode
Information	

## EUT Common Settings WLAN2G4

Number of Antenna Ports	2
User Interaction	No

## Test Parameter

Technology to test	WLAN2G4 n-HT20 mode
Antenna port used	1
Temperature	nom
Voltage	nom
Frequency low to test	True   Freq [MHz] 2412
Frequency mid to test	False   Freq [MHz] 2437
Frequency high to test	False   Freq [MHz] 2462
Auto control enabled power supply   Climatic Box	No   No
Additional path loss [dB]	0.7
Full path name   type	EUT - SignalingUnit - SpectrumAnalyzer

## Equipment

Signal analyzer,Rohde&Schwarz,FSV-40,1307.9002K40/101042,3.70
Switch matrix,CTCadvanced,SPM-4 NI DAQ,28016133,NI

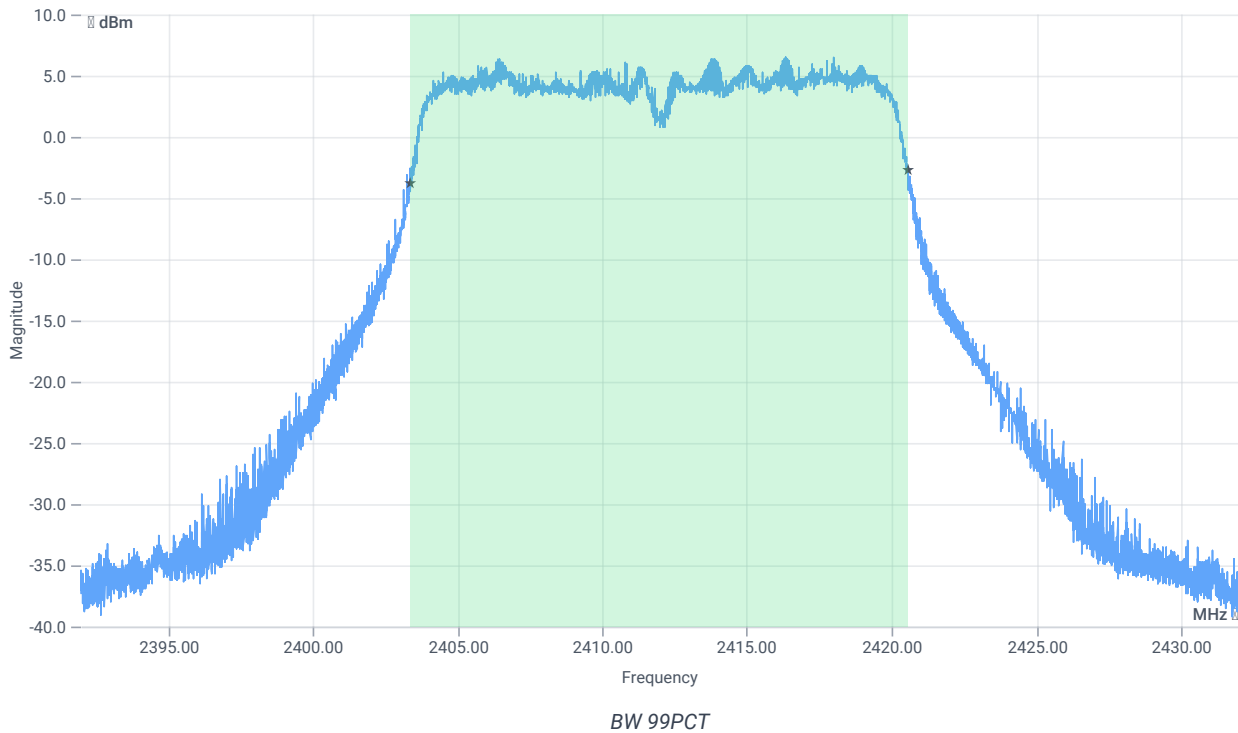
## Test at TX 2412 MHz

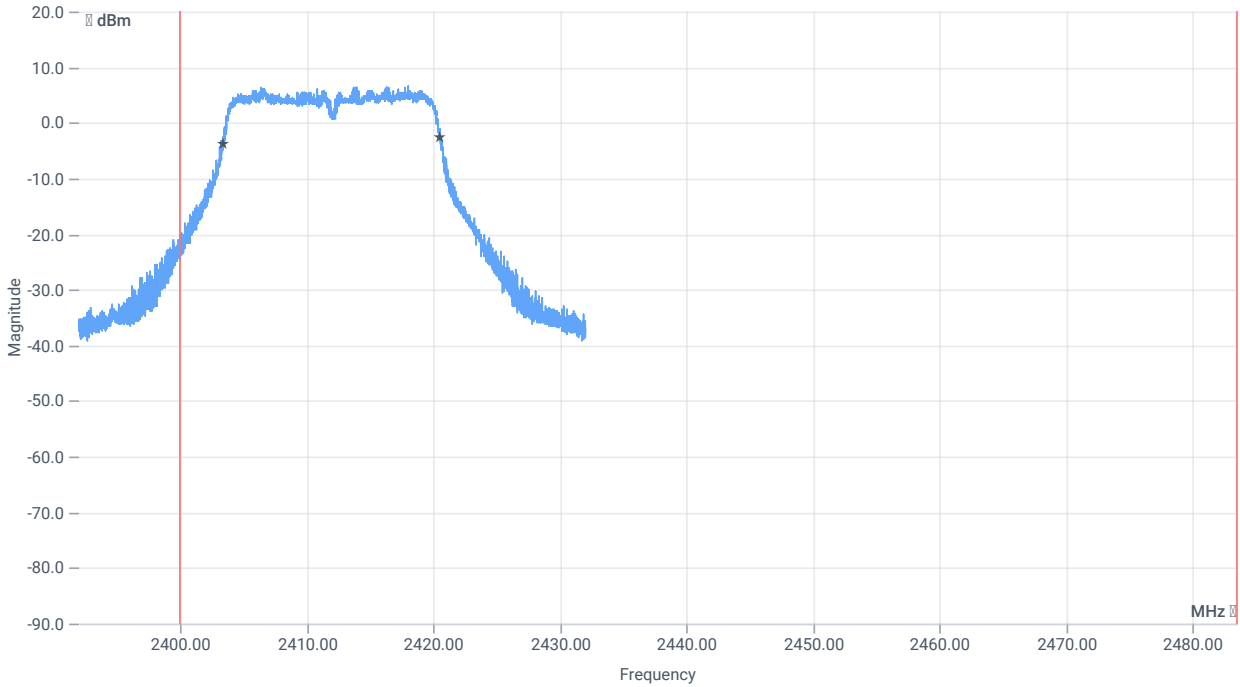
RESULT: Reference Power cond.

DESCRIPTION	LOWER LIMIT	UPPER LIMIT	MEASURED	UNIT	VERDICT
Ref. Power 1MHz/1MHz cond.	--	--	9.03	dBm	INFO
Ref. Frequency	--	--	2406.610	MHz	INFO

### READ SA SETTINGS:

RefLevel [dBm]   RefLevelOffset [dB]   InpAtt [dB]	14.03   13.85   20
Start [MHz]   Stop [MHz]	2392.000   2432.000
RBW [MHz]   VBW [MHz]	0.500000   2.000000
Detector   TraceMode	POS   MAXH
Sweep: time [ms]   count   points per Section   type	50   200   10001   SWE

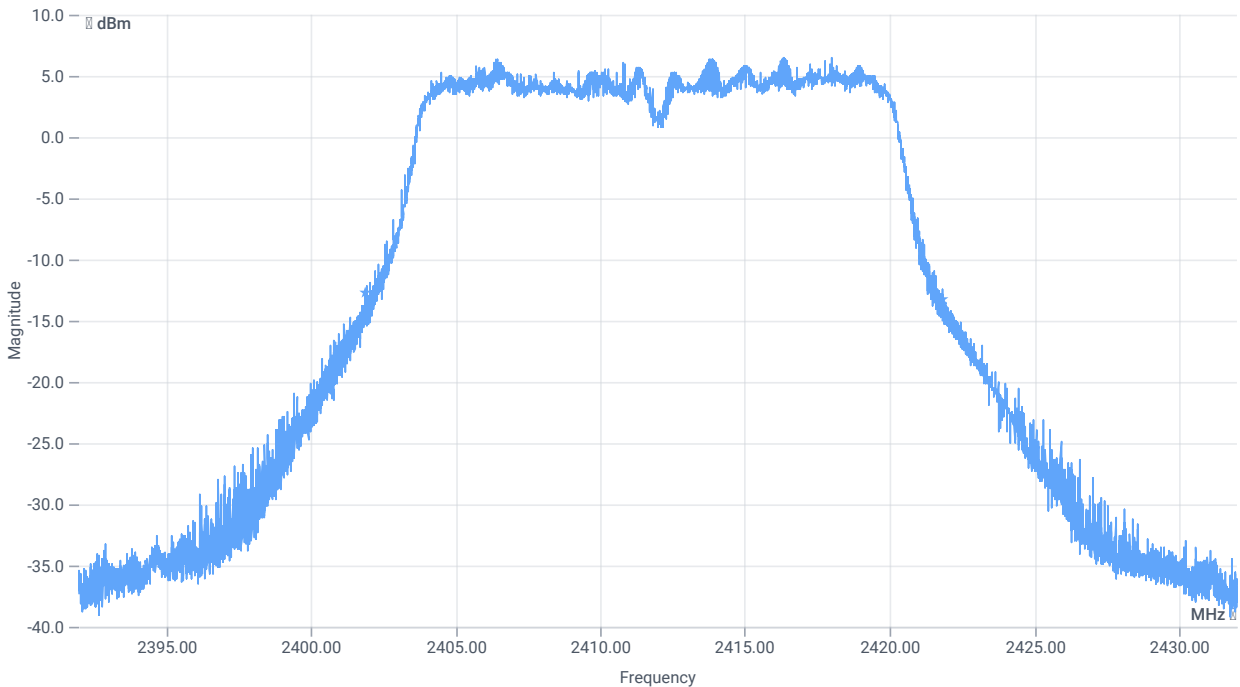




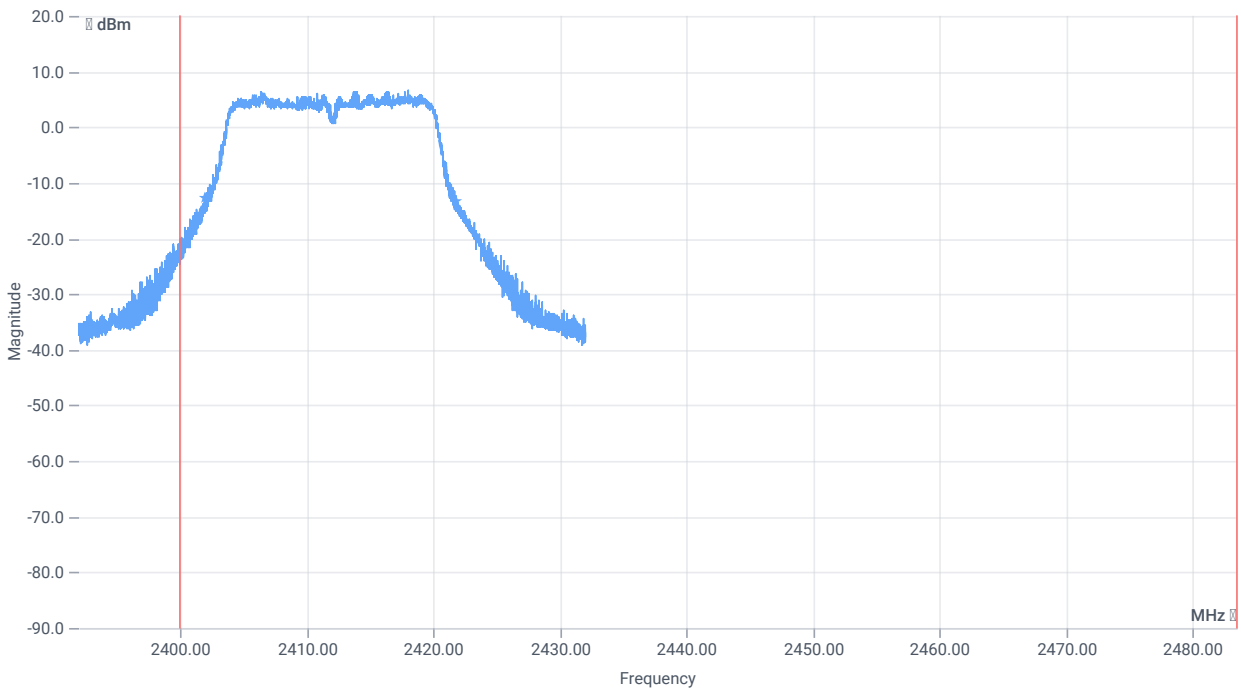
*BW within Band 99PCT*

## RESULT

DESCRIPTION	LOWER LIMIT	UPPER LIMIT	MEASURED	UNIT	VERDICT
Bandwidth 99%	--	--	17170.000	kHz	INFO
T1 99%	2400.000000	--	2403.3849	MHz	PASS
T2 99%	--	2483.500000	2420.5551	MHz	PASS



BW 20dB



BW within Band 20dB

RESULT

DESCRIPTION	LOWER LIMIT	UPPER LIMIT	MEASURED	UNIT	VERDICT
Bandwidth 20dB	--	--	19912	kHz	INFO
T1 20dB	2400.000000	--	2401.9080	MHz	PASS
T2 20dB	--	2483.500000	2421.8200	MHz	PASS

Verdict

PASS

# FCC 15.247, ISED RSS247 # Bandwidth 99PCT and 20dB ~ WLAN2G4 n-HT20 mode

## References

TC start	16.10.2023 16:14:14
Ambit temp [°C]   humidity [rel%]	27.3   27
System version	4.6.2.0
Standard   Version	FCC 15.247, ISED RSS247   NI
Method	
Description	FCC 15.247 Bandwidth 99PCT-20dB DTS - WLAN2G4 n-HT20 mode
Information	

## EUT Common Settings WLAN2G4

Number of Antenna Ports	2
User Interaction	No

## Test Parameter

Technology to test	WLAN2G4 n-HT20 mode
Antenna port used	2
Temperature	nom
Voltage	nom
Frequency low to test	True   Freq [MHz] 2412
Frequency mid to test	False   Freq [MHz] 2437
Frequency high to test	False   Freq [MHz] 2462
Auto control enabled power supply   Climatic Box	No   No
Additional path loss [dB]	0.7
Full path name   type	EUT - SignalingUnit - SpectrumAnalyzer

## Equipment

Signal analyzer,Rohde&Schwarz,FSV-40,1307.9002K40/101042,3.70
Switch matrix,CTCadvanced,SPM-4 NI DAQ,28016133,NI

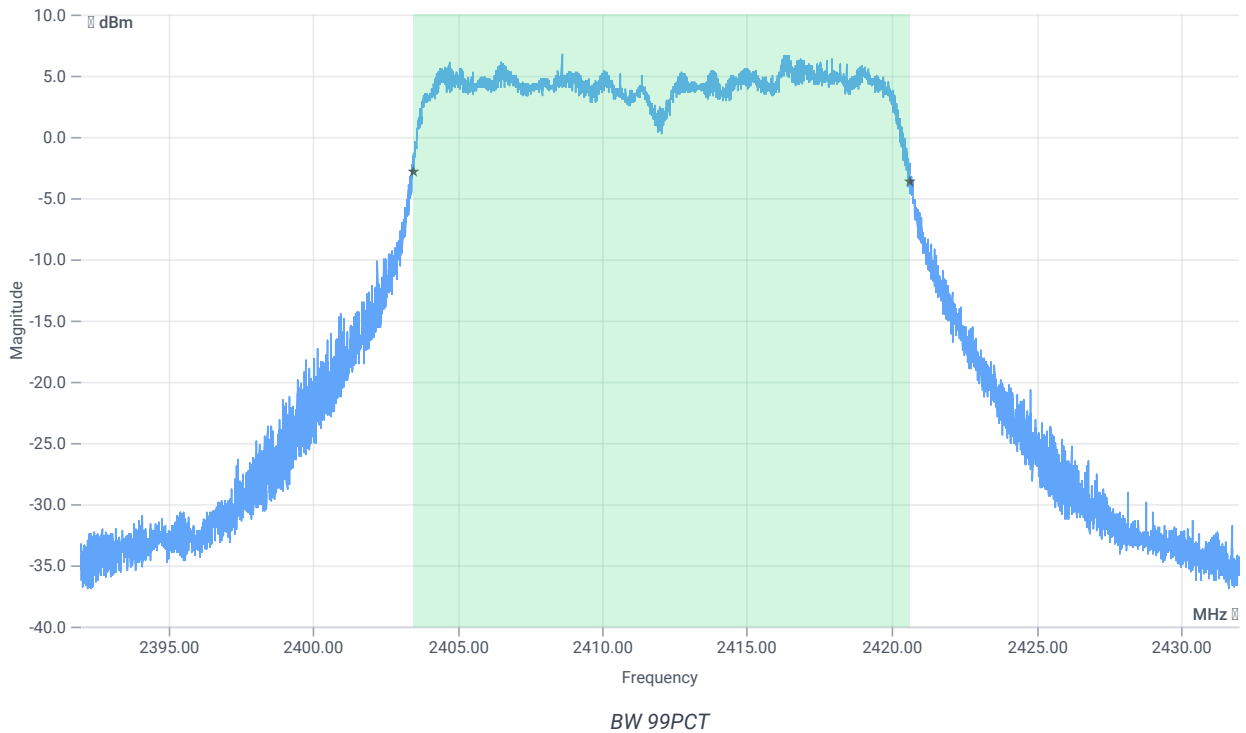
## Test at TX 2412 MHz

RESULT: Reference Power cond.

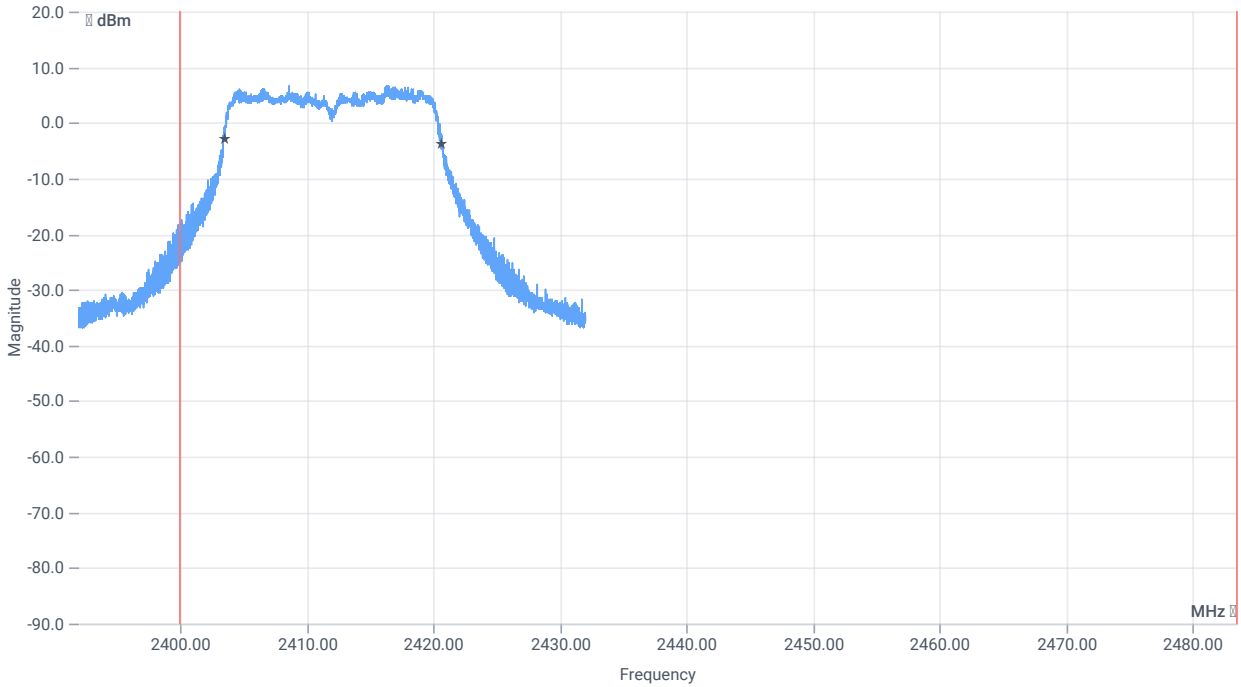
DESCRIPTION	LOWER LIMIT	UPPER LIMIT	MEASURED	UNIT	VERDICT
Ref. Power 1MHz/1MHz cond.	--	--	9.28	dBm	INFO
Ref. Frequency	--	--	2416.900	MHz	INFO

### READ SA SETTINGS:

RefLevel [dBm]   RefLevelOffset [dB]   InpAtt [dB]	14.28   13.85   20
Start [MHz]   Stop [MHz]	2392.000   2432.000
RBW [MHz]   VBW [MHz]	0.500000   2.000000
Detector   TraceMode	POS   MAXH
Sweep: time [ms]   count   points per Section   type	50   200   10001   SWE



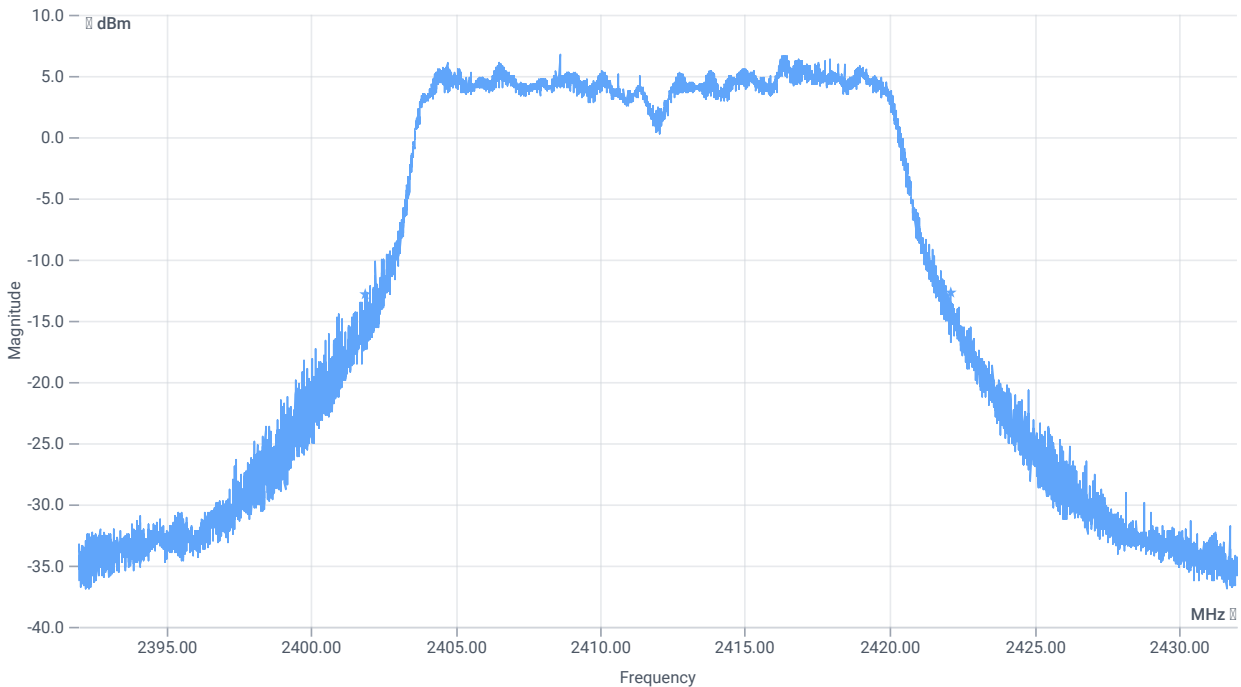




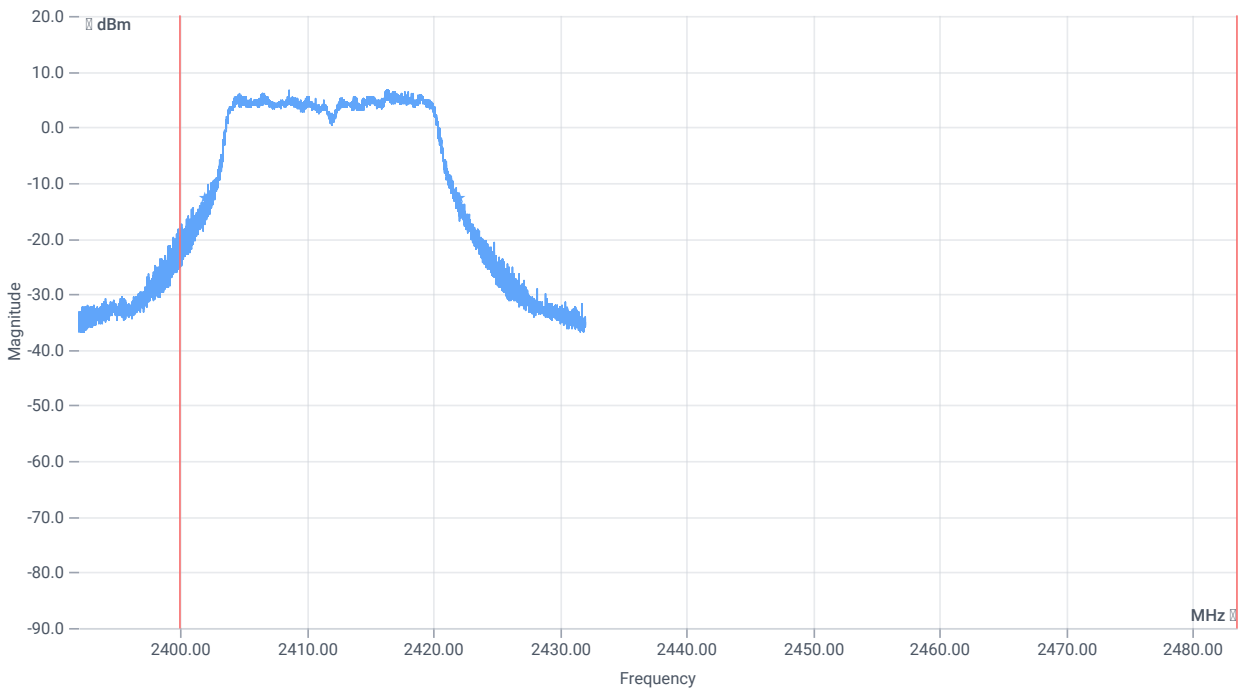
BW within Band 99PCT

RESULT

DESCRIPTION	LOWER LIMIT	UPPER LIMIT	MEASURED	UNIT	VERDICT
Bandwidth 99%	--	--	17162.000	kHz	INFO
T1 99%	2400.000000	--	2403.4689	MHz	PASS
T2 99%	--	2483.500000	2420.6311	MHz	PASS



BW 20dB



BW within Band 20dB

## RESULT

DESCRIPTION	LOWER LIMIT	UPPER LIMIT	MEASURED	UNIT	VERDICT
Bandwidth 20dB	--	--	20180	kHz	INFO
T1 20dB	2400.000000	--	2401.9080	MHz	PASS
T2 20dB	--	2483.500000	2422.0880	MHz	PASS

Verdict

PASS

## FCC 15.247, ISED RSS247 # Bandwidth 99PCT and 20dB ~ WLAN2G4 n-HT20 mode

### References

TC start	16.10.2023 16:24:58
Ambit temp [°C]   humidity [rel%]	27.6   28
System version	4.6.2.0
Standard   Version	FCC 15.247, ISED RSS247   NI
Method	
Description	FCC 15.247 Bandwidth 99PCT-20dB DTS - WLAN2G4 n-HT20 mode
Information	

### EUT Common Settings WLAN2G4

Number of Antenna Ports	2
User Interaction	No

### Test Parameter

Technology to test	WLAN2G4 n-HT20 mode
Antenna port used	1
Temperature	nom
Voltage	nom
Frequency low to test	False   Freq [MHz] 2412
Frequency mid to test	True   Freq [MHz] 2437
Frequency high to test	False   Freq [MHz] 2462
Auto control enabled power supply   Climatic Box	No   No
Additional path loss [dB]	0.7
Full path name   type	EUT - SignalingUnit - SpectrumAnalyzer

### Equipment

Signal analyzer,Rohde&Schwarz,FSV-40,1307.9002K40/101042,3.70
Switch matrix,CTCadvanced,SPM-4 NI DAQ,28016133,NI

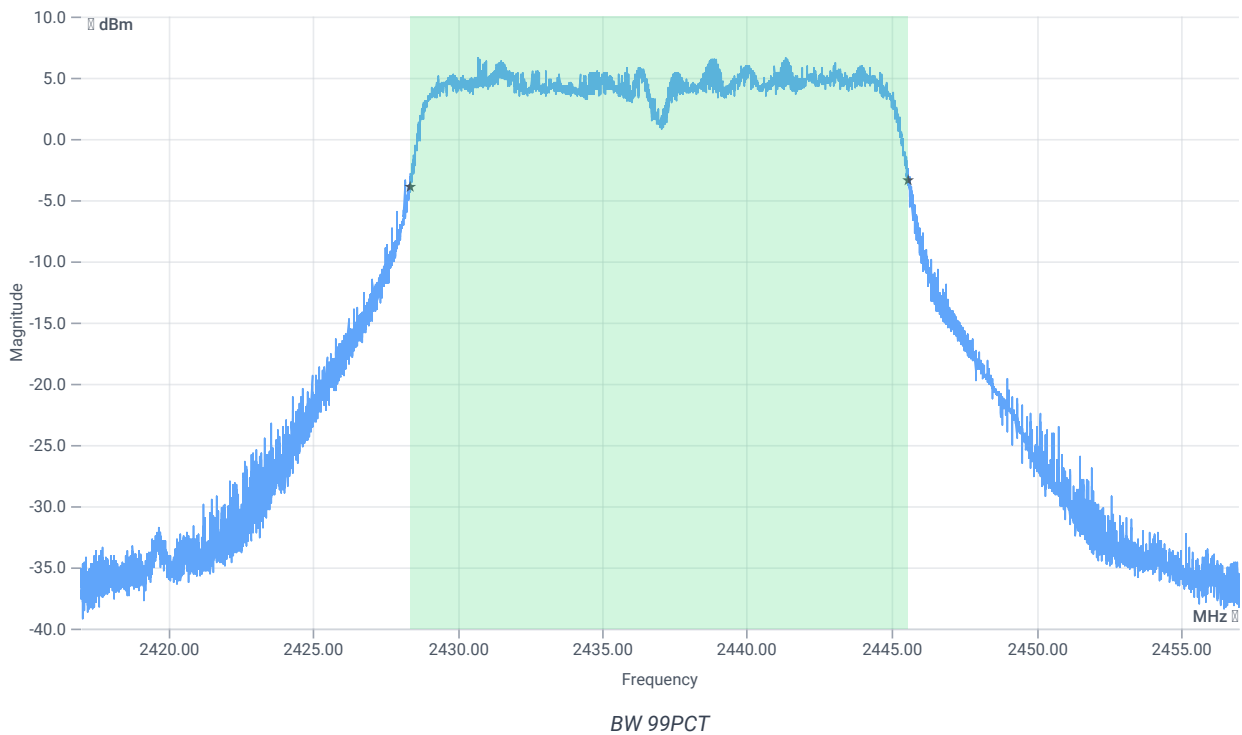
## Test at TX 2437 MHz

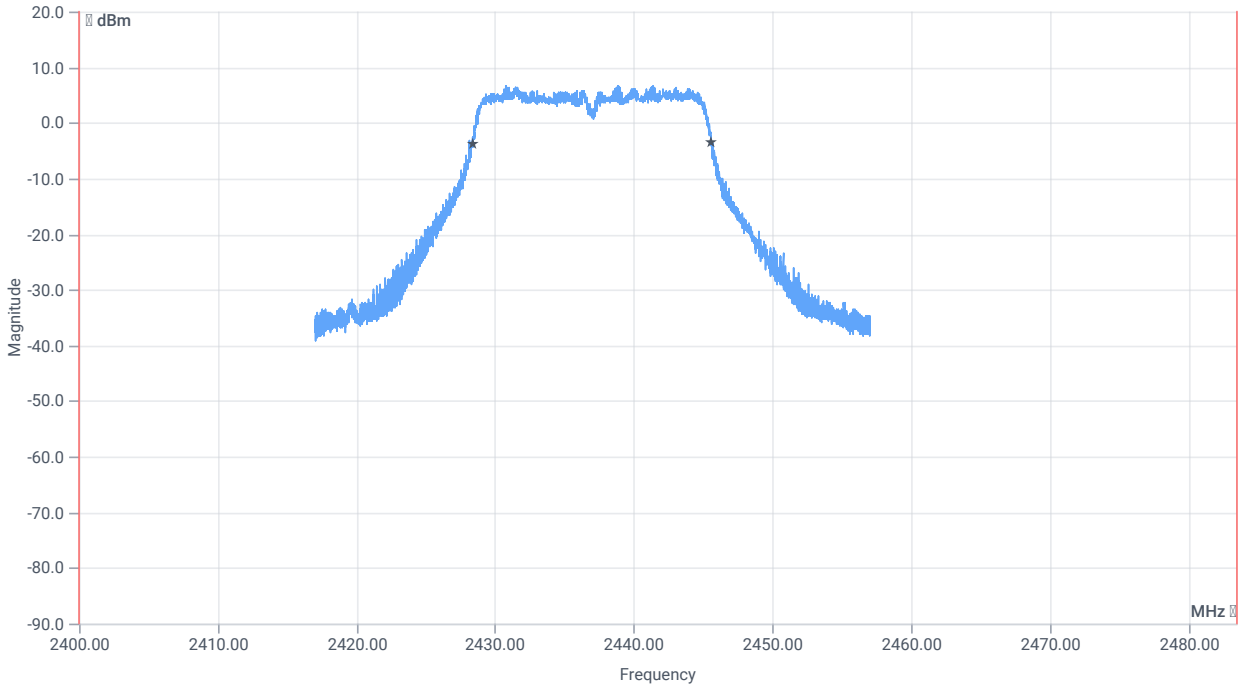
RESULT: Reference Power cond.

DESCRIPTION	LOWER LIMIT	UPPER LIMIT	MEASURED	UNIT	VERDICT
Ref. Power 1MHz/1MHz cond.	--	--	9.01	dBm	INFO
Ref. Frequency	--	--	2439.900	MHz	INFO

### READ SA SETTINGS:

RefLevel [dBm]   RefLevelOffset [dB]   InpAtt [dB]	14.01   14.01   15
Start [MHz]   Stop [MHz]	2417.000   2457.000
RBW [MHz]   VBW [MHz]	0.500000   2.000000
Detector   TraceMode	POS   MAXH
Sweep: time [ms]   count   points per Section   type	50   200   10001   SWE

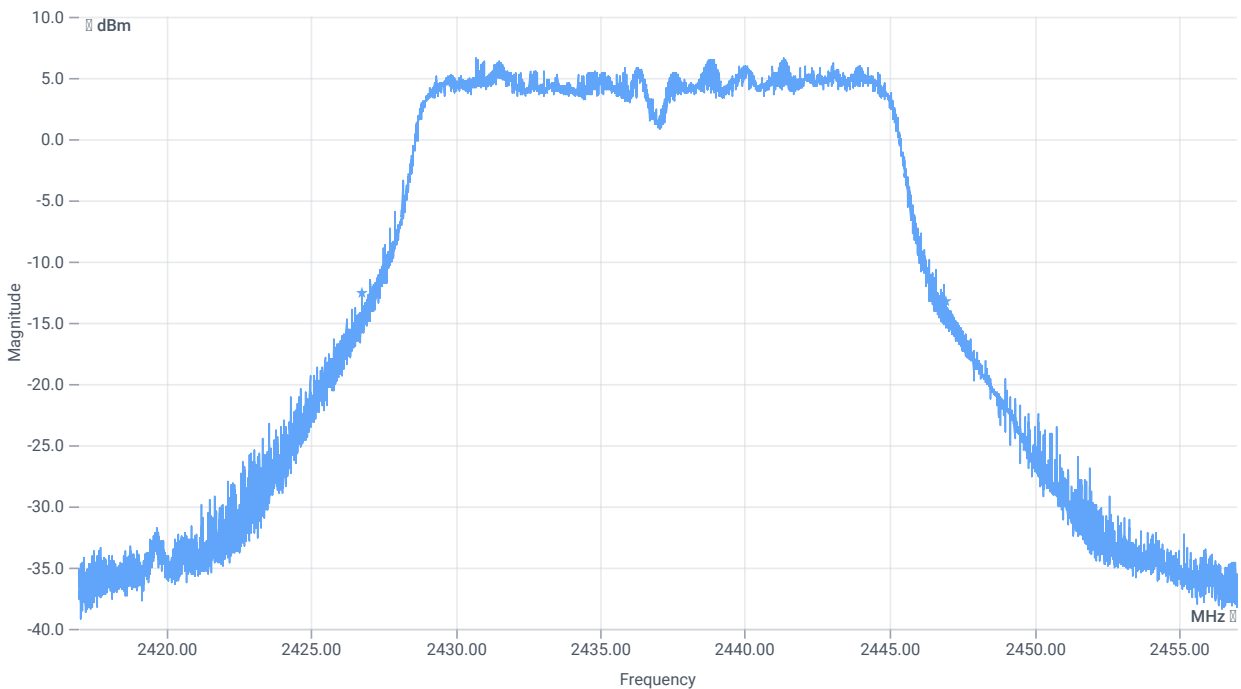




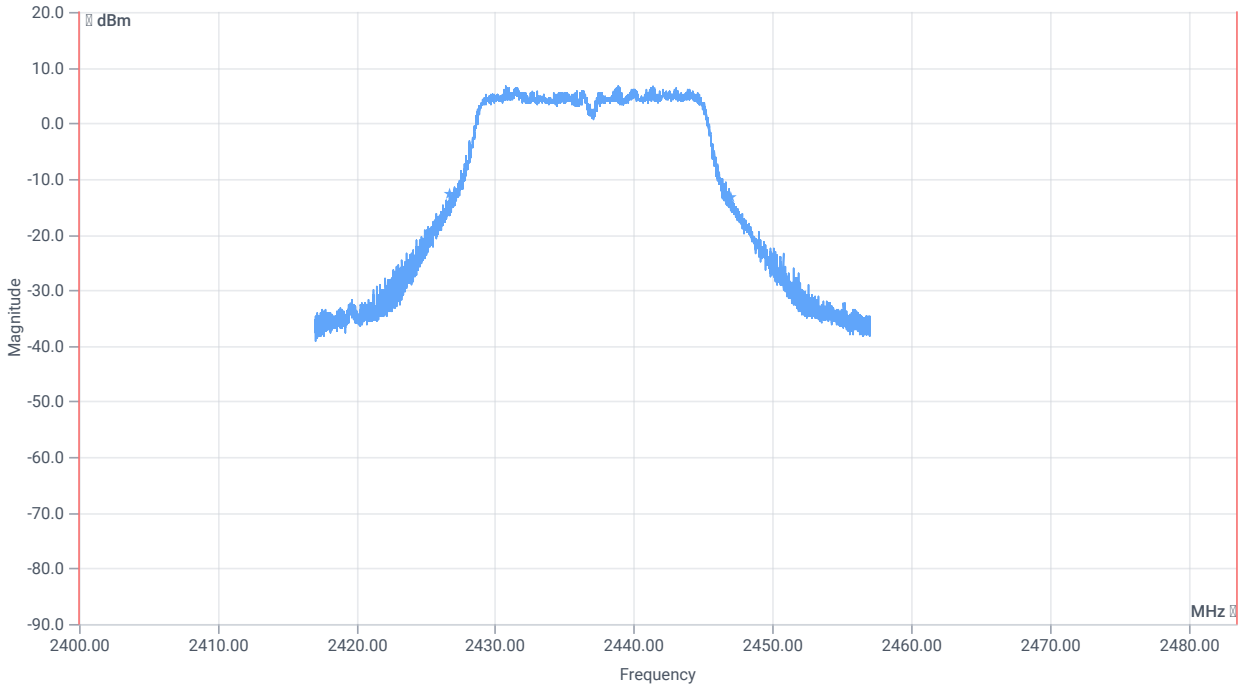
*BW within Band 99PCT*

## RESULT

DESCRIPTION	LOWER LIMIT	UPPER LIMIT	MEASURED	UNIT	VERDICT
Bandwidth 99%	--	--	17174.000	kHz	INFO
T1 99%	2400.000000	--	2428.3729	MHz	PASS
T2 99%	--	2483.500000	2445.5471	MHz	PASS



BW 20dB



BW within Band 20dB

RESULT

DESCRIPTION	LOWER LIMIT	UPPER LIMIT	MEASURED	UNIT	VERDICT
Bandwidth 20dB	--	--	20180	kHz	INFO
T1 20dB	2400.000000	--	2426.7680	MHz	PASS
T2 20dB	--	2483.500000	2446.9480	MHz	PASS

Verdict

PASS

# FCC 15.247, ISED RSS247 # Bandwidth 99PCT and 20dB ~ WLAN2G4 n-HT20 mode

## References

TC start	16.10.2023 16:35:11
Ambit temp [°C]   humidity [rel%]	27.8   27
System version	4.6.2.0
Standard   Version	FCC 15.247, ISED RSS247   NI
Method	
Description	FCC 15.247 Bandwidth 99PCT-20dB DTS - WLAN2G4 n-HT20 mode
Information	

## EUT Common Settings WLAN2G4

Number of Antenna Ports	2
User Interaction	No

## Test Parameter

Technology to test	WLAN2G4 n-HT20 mode
Antenna port used	2
Temperature	nom
Voltage	nom
Frequency low to test	False   Freq [MHz] 2412
Frequency mid to test	True   Freq [MHz] 2437
Frequency high to test	False   Freq [MHz] 2462
Auto control enabled power supply   Climatic Box	No   No
Additional path loss [dB]	0.7
Full path name   type	EUT - SignalingUnit - SpectrumAnalyzer

## Equipment

Signal analyzer,Rohde&Schwarz,FSV-40,1307.9002K40/101042,3.70
Switch matrix,CTCadvanced,SPM-4 NI DAQ,28016133,NI

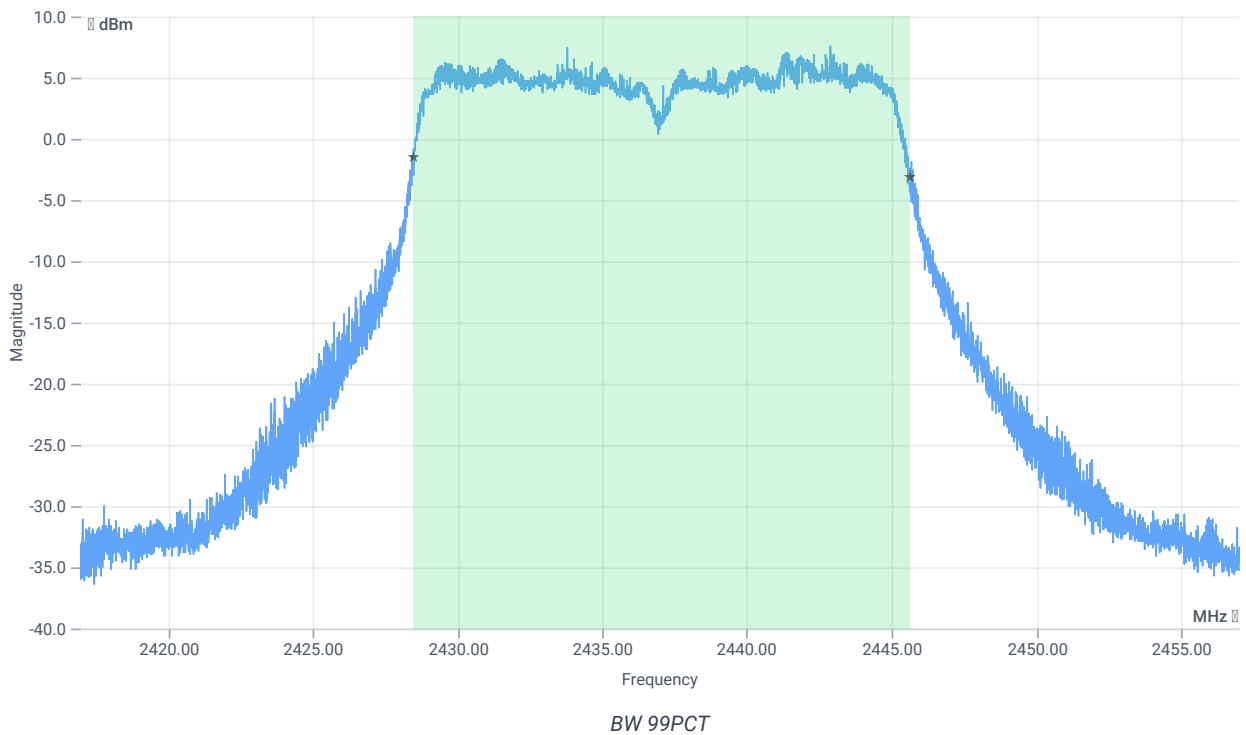
## Test at TX 2437 MHz

RESULT: Reference Power cond.

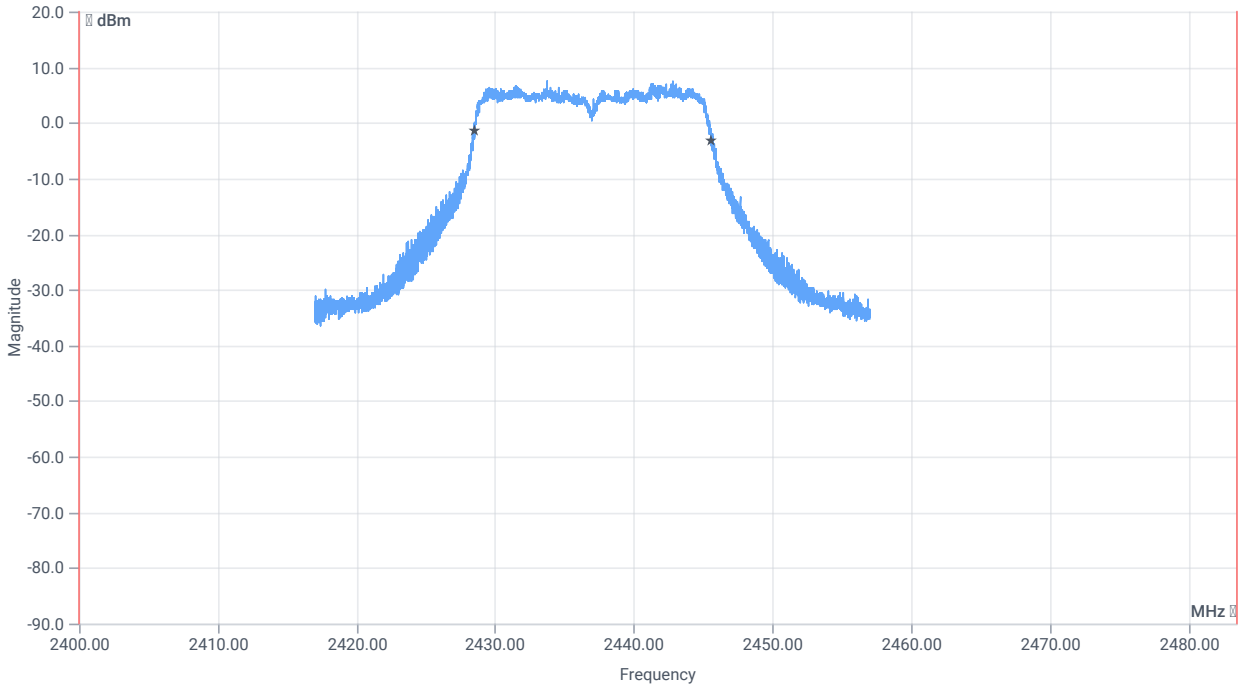
DESCRIPTION	LOWER LIMIT	UPPER LIMIT	MEASURED	UNIT	VERDICT
Ref. Power 1MHz/1MHz cond.	--	--	9.15	dBm	INFO
Ref. Frequency	--	--	2433.800	MHz	INFO

### READ SA SETTINGS:

RefLevel [dBm]   RefLevelOffset [dB]   InpAtt [dB]	14.15   14.01   20
Start [MHz]   Stop [MHz]	2417.000   2457.000
RBW [MHz]   VBW [MHz]	0.500000   2.000000
Detector   TraceMode	POS   MAXH
Sweep: time [ms]   count   points per Section   type	50   200   10001   SWE



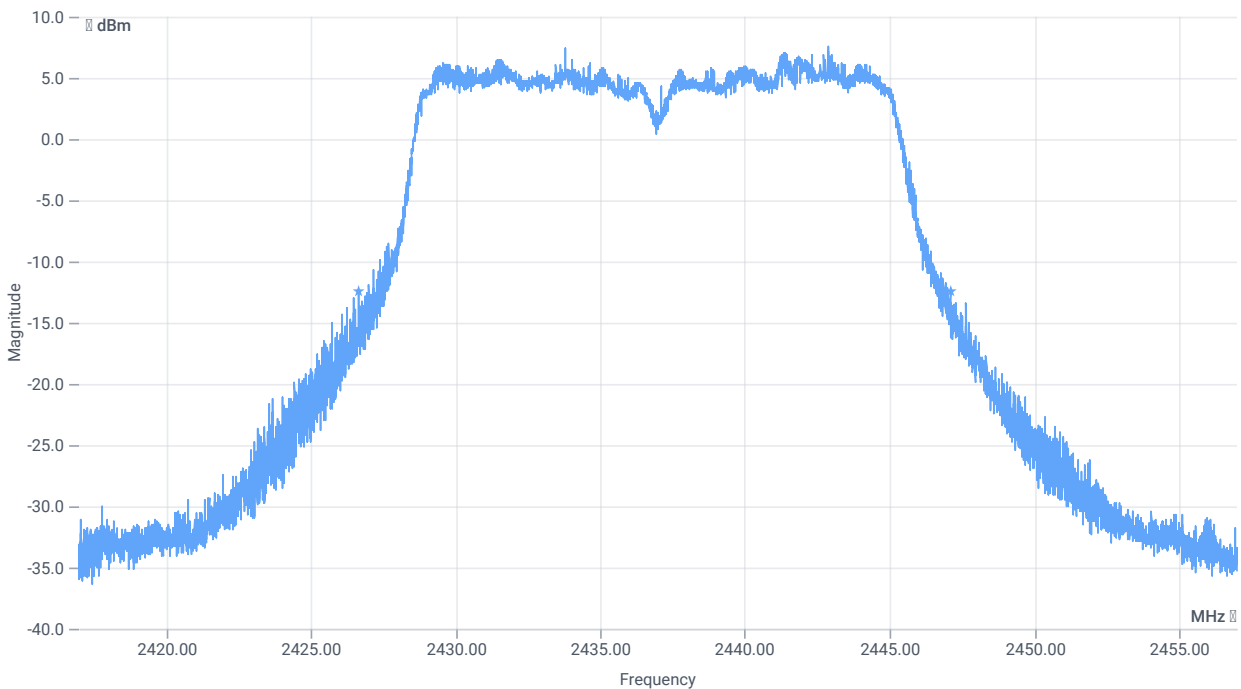




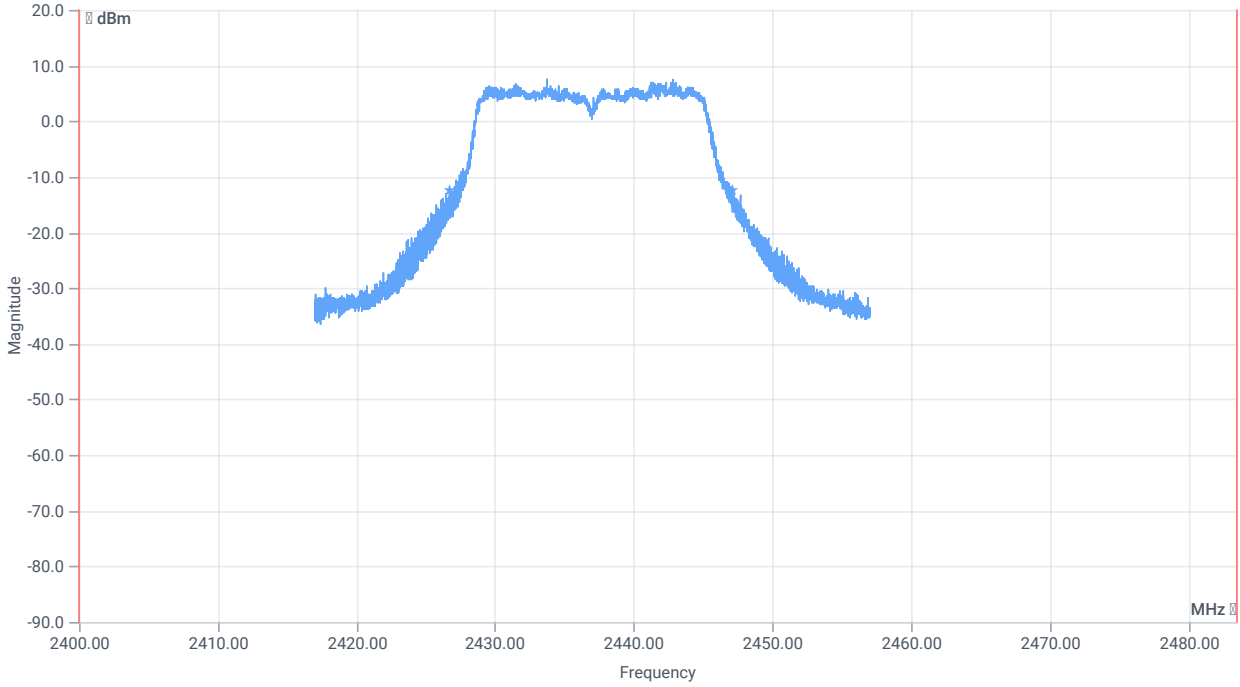
BW within Band 99PCT

## RESULT

DESCRIPTION	LOWER LIMIT	UPPER LIMIT	MEASURED	UNIT	VERDICT
Bandwidth 99%	--	--	17158.000	kHz	INFO
T1 99%	2400.000000	--	2428.4649	MHz	PASS
T2 99%	--	2483.500000	2445.6231	MHz	PASS



BW 20dB



BW within Band 20dB

RESULT

DESCRIPTION	LOWER LIMIT	UPPER LIMIT	MEASURED	UNIT	VERDICT
Bandwidth 20dB	--	--	20412	kHz	INFO
T1 20dB	2400.000000	--	2426.6760	MHz	PASS
T2 20dB	--	2483.500000	2447.0880	MHz	PASS

Verdict

PASS

# FCC 15.247, ISED RSS247 # Bandwidth 99PCT and 20dB ~ WLAN2G4 n-HT20 mode

## References

TC start	16.10.2023 16:44:41
Ambit temp [°C]   humidity [rel%]	27.8   27
System version	4.6.2.0
Standard   Version	FCC 15.247, ISED RSS247   NI
Method	
Description	FCC 15.247 Bandwidth 99PCT-20dB DTS - WLAN2G4 n-HT20 mode
Information	

## EUT Common Settings WLAN2G4

Number of Antenna Ports	2
User Interaction	No

## Test Parameter

Technology to test	WLAN2G4 n-HT20 mode
Antenna port used	1
Temperature	nom
Voltage	nom
Frequency low to test	False   Freq [MHz] 2412
Frequency mid to test	False   Freq [MHz] 2437
Frequency high to test	True   Freq [MHz] 2462
Auto control enabled power supply   Climatic Box	No   No
Additional path loss [dB]	0.7
Full path name   type	EUT - SignalingUnit - SpectrumAnalyzer

## Equipment

Signal analyzer,Rohde&Schwarz,FSV-40,1307.9002K40/101042,3.70
Switch matrix,CTCadvanced,SPM-4 NI DAQ,28016133,NI

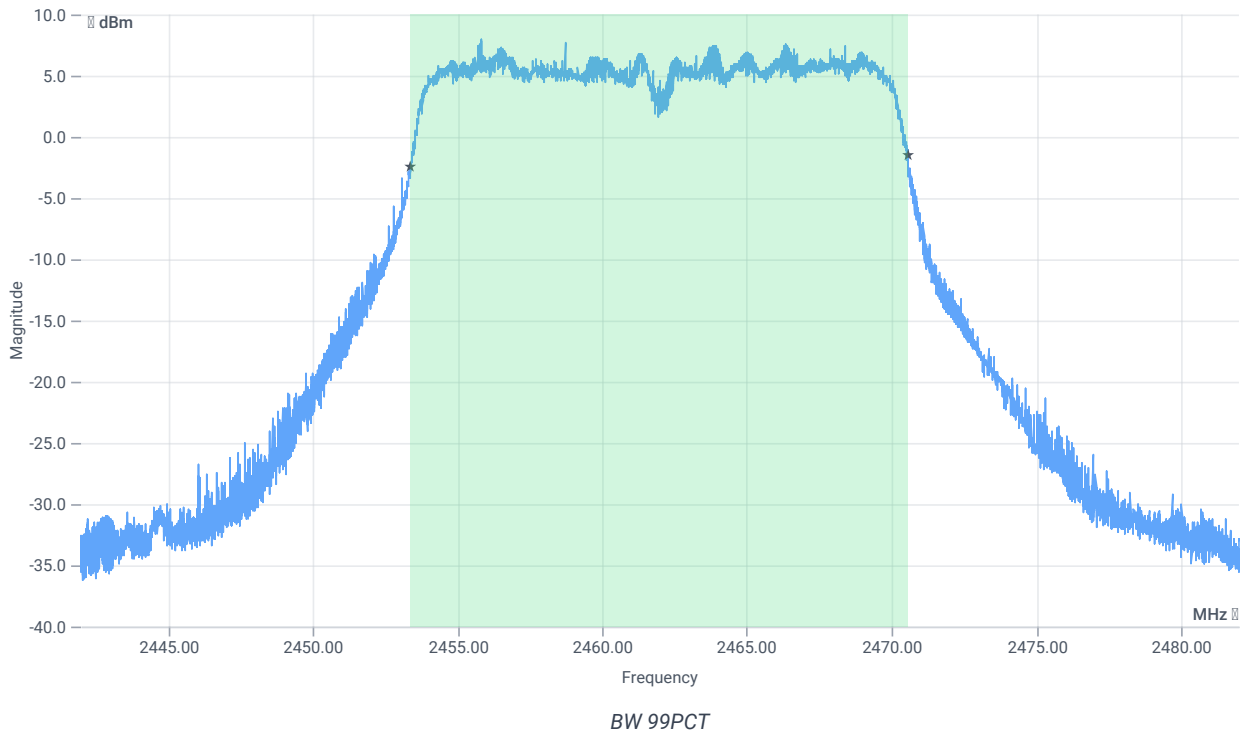
## Test at TX 2462 MHz

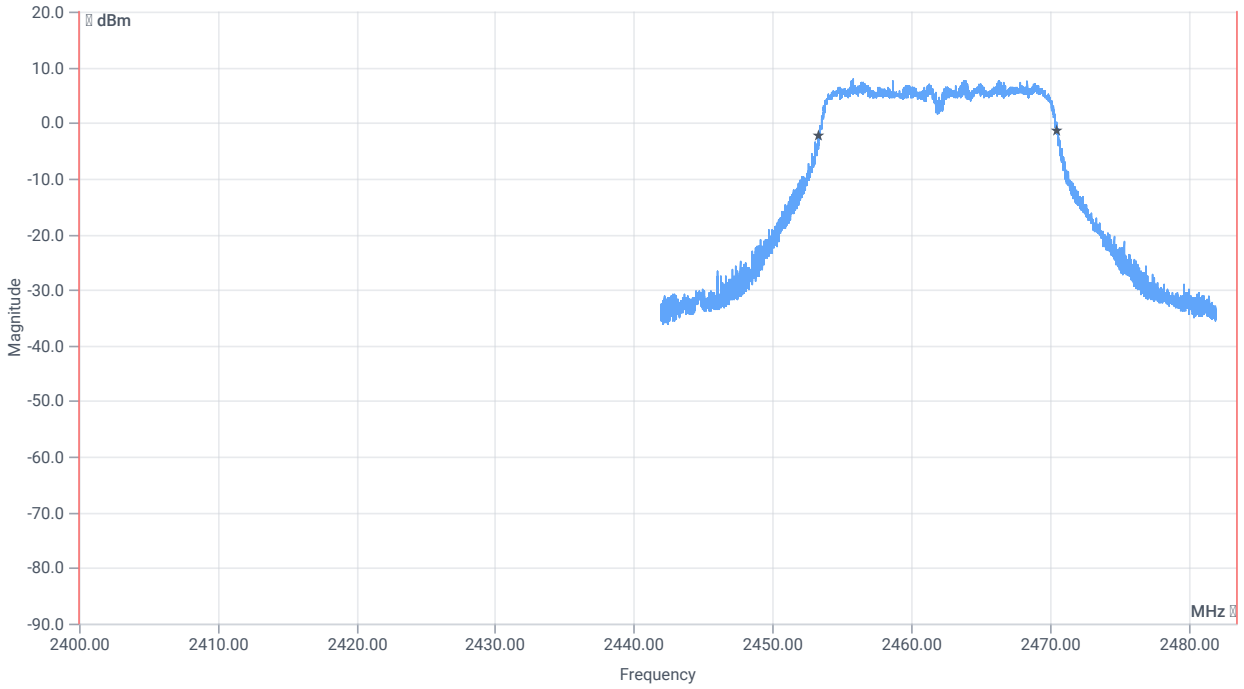
RESULT: Reference Power cond.

DESCRIPTION	LOWER LIMIT	UPPER LIMIT	MEASURED	UNIT	VERDICT
Ref. Power 1MHz/1MHz cond.	--	--	10.39	dBm	INFO
Ref. Frequency	--	--	2466.900	MHz	INFO

### READ SA SETTINGS:

RefLevel [dBm]   RefLevelOffset [dB]   InpAtt [dB]	15.39   14.14   20
Start [MHz]   Stop [MHz]	2442.000   2482.000
RBW [MHz]   VBW [MHz]	0.500000   2.000000
Detector   TraceMode	POS   MAXH
Sweep: time [ms]   count   points per Section   type	50   200   10001   SWE

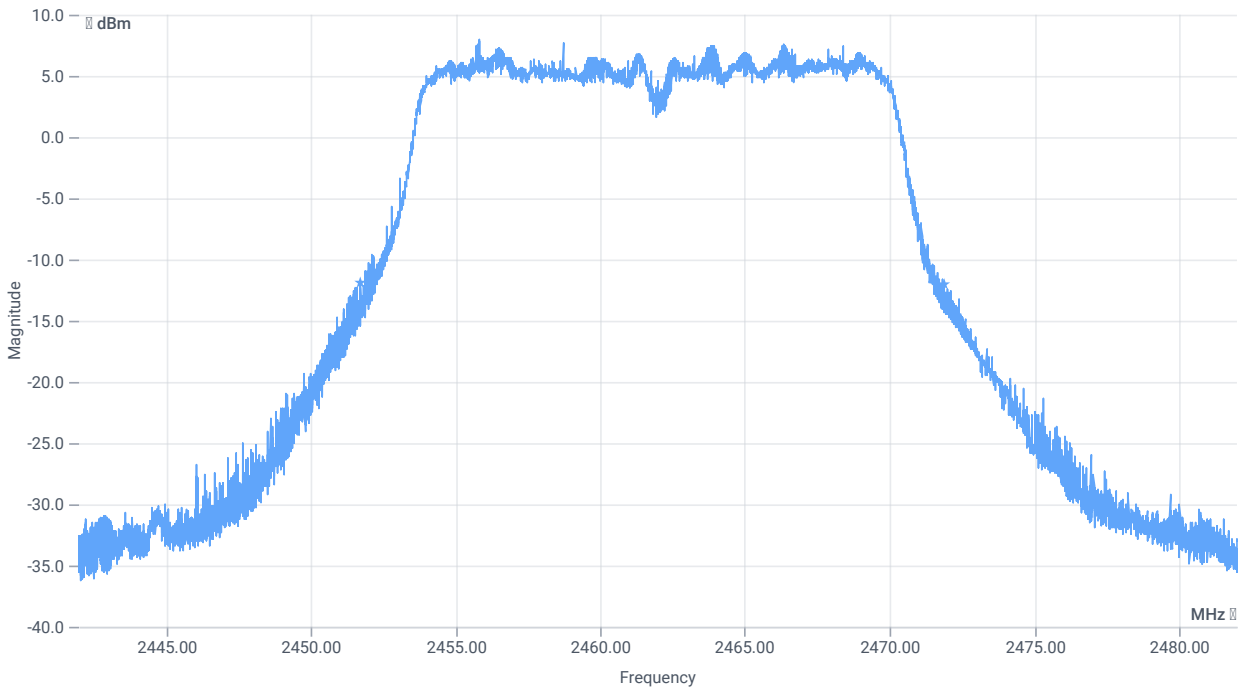




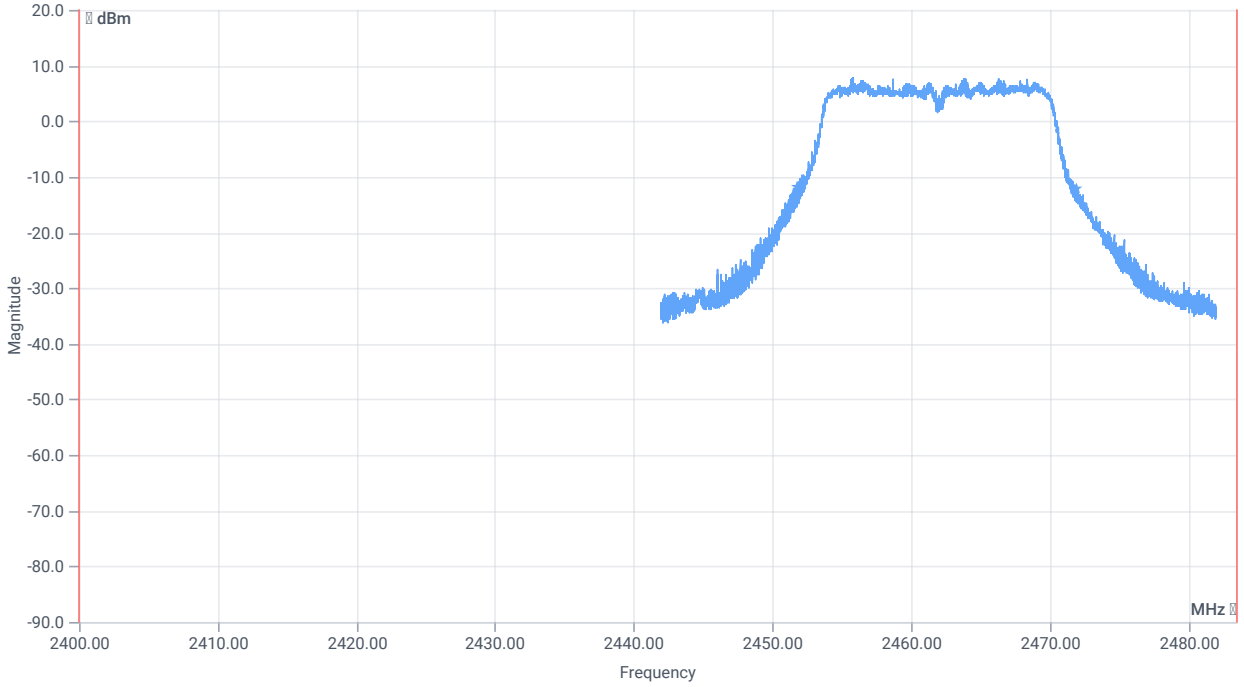
*BW within Band 99PCT*

## RESULT

DESCRIPTION	LOWER LIMIT	UPPER LIMIT	MEASURED	UNIT	VERDICT
Bandwidth 99%	--	--	17182.000	kHz	INFO
T1 99%	2400.000000	--	2453.3689	MHz	PASS
T2 99%	--	2483.500000	2470.5511	MHz	PASS



BW 20dB



BW within Band 20dB

RESULT

DESCRIPTION	LOWER LIMIT	UPPER LIMIT	MEASURED	UNIT	VERDICT
Bandwidth 20dB	--	--	20132	kHz	INFO
T1 20DB	2400.000000	--	2451.7400	MHz	PASS
T2 20dB	--	2483.500000	2471.8720	MHz	PASS

Verdict

PASS

# FCC 15.247, ISED RSS247 # Bandwidth 99PCT and 20dB ~ WLAN2G4 n-HT20 mode

## References

TC start	16.10.2023 16:54:51
Ambit temp [°C]   humidity [rel%]	28.0   27
System version	4.6.2.0
Standard   Version	FCC 15.247, ISED RSS247   NI
Method	
Description	FCC 15.247 Bandwidth 99PCT-20dB DTS - WLAN2G4 n-HT20 mode
Information	

## EUT Common Settings WLAN2G4

Number of Antenna Ports	2
User Interaction	No

## Test Parameter

Technology to test	WLAN2G4 n-HT20 mode
Antenna port used	2
Temperature	nom
Voltage	nom
Frequency low to test	False   Freq [MHz] 2412
Frequency mid to test	False   Freq [MHz] 2437
Frequency high to test	True   Freq [MHz] 2462
Auto control enabled power supply   Climatic Box	No   No
Additional path loss [dB]	0.7
Full path name   type	EUT - SignalingUnit - SpectrumAnalyzer

## Equipment

Signal analyzer,Rohde&Schwarz,FSV-40,1307.9002K40/101042,3.70
Switch matrix,CTCadvanced,SPM-4 NI DAQ,28016133,NI

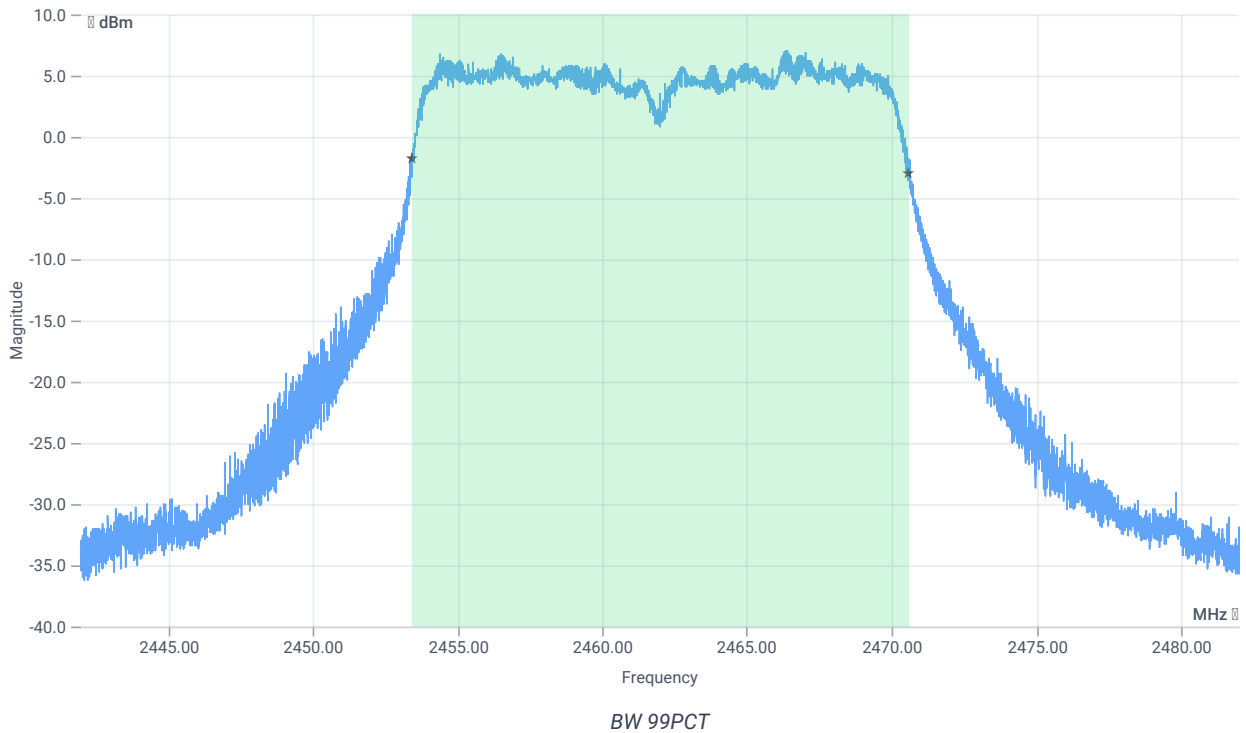
## Test at TX 2462 MHz

RESULT: Reference Power cond.

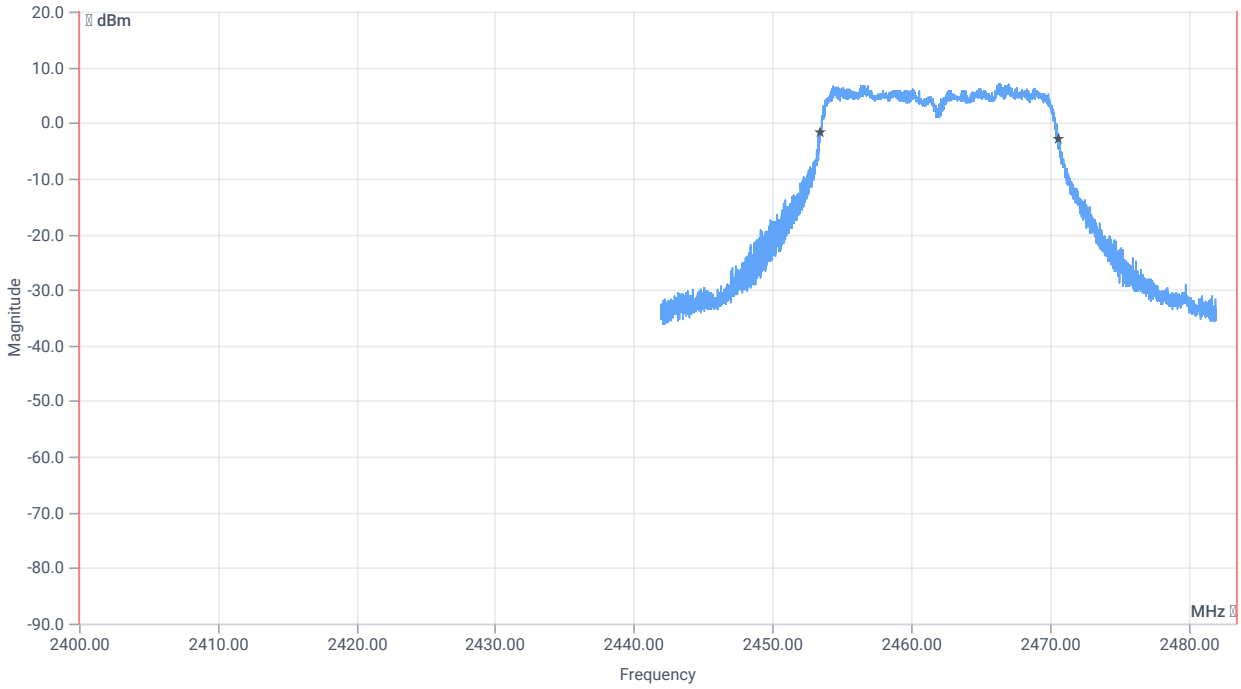
DESCRIPTION	LOWER LIMIT	UPPER LIMIT	MEASURED	UNIT	VERDICT
Ref. Power 1MHz/1MHz cond.	--	--	9.58	dBm	INFO
Ref. Frequency	--	--	2458.800	MHz	INFO

### READ SA SETTINGS:

RefLevel [dBm]   RefLevelOffset [dB]   InpAtt [dB]	14.58   14.14   20
Start [MHz]   Stop [MHz]	2442.000   2482.000
RBW [MHz]   VBW [MHz]	0.500000   2.000000
Detector   TraceMode	POS   MAXH
Sweep: time [ms]   count   points per Section   type	50   200   10001   SWE



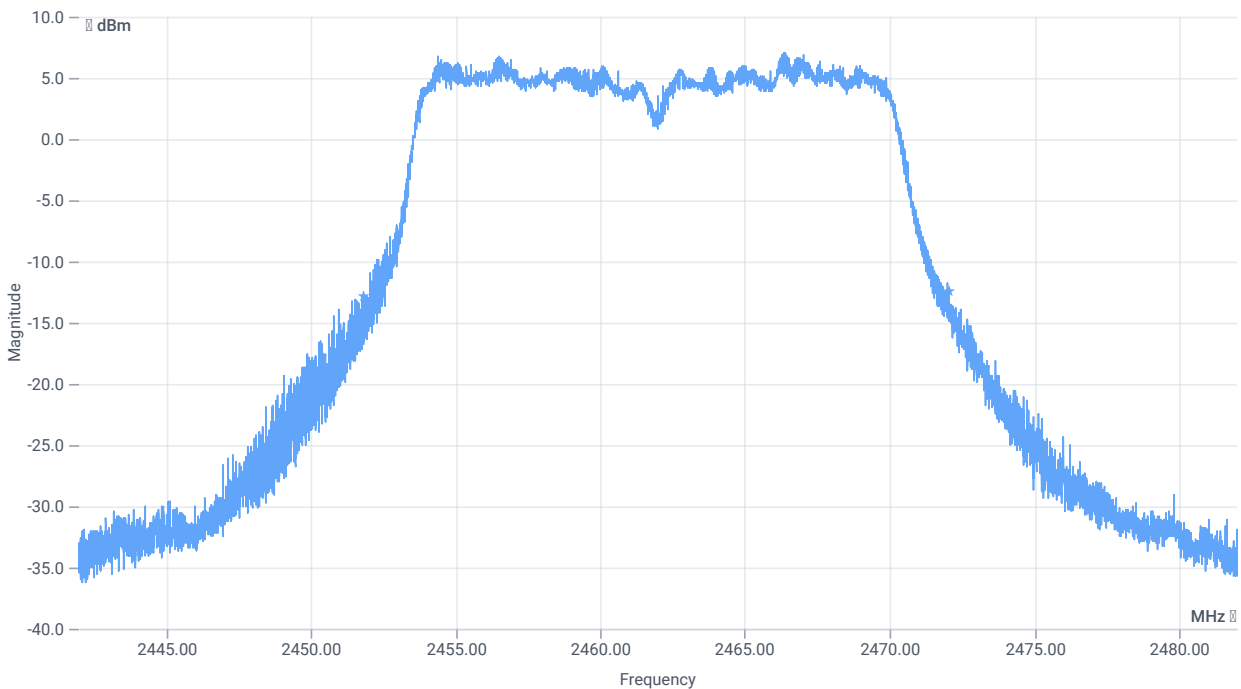




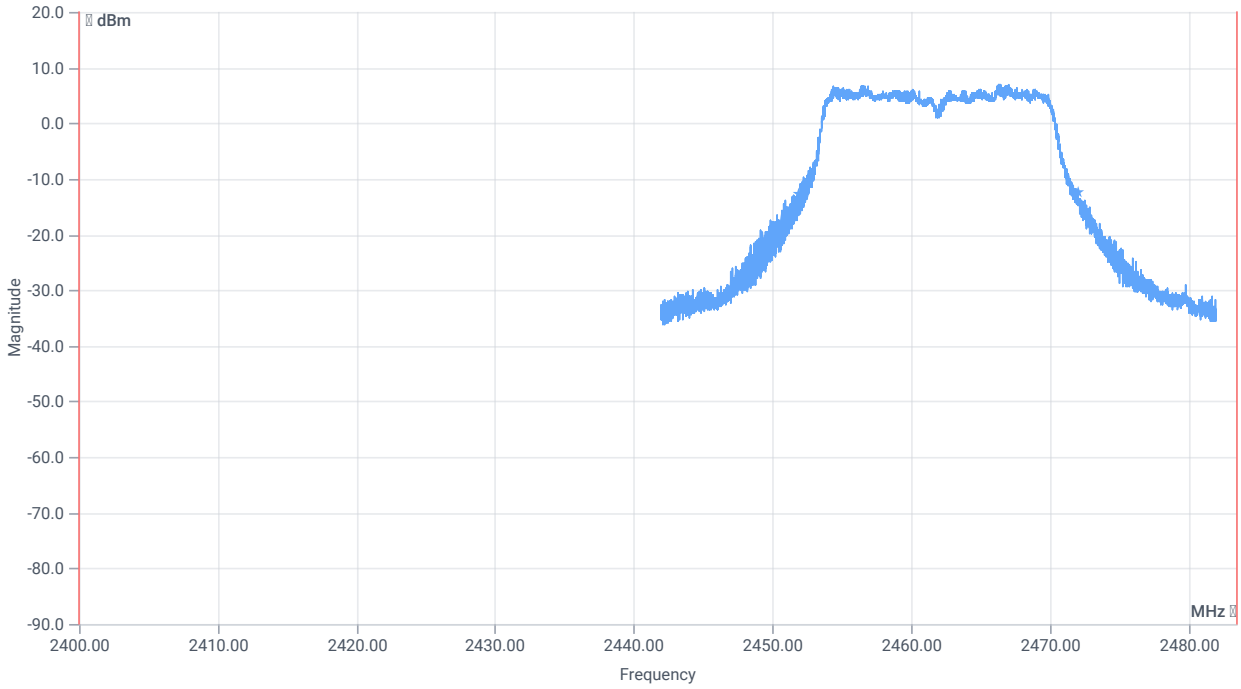
*BW within Band 99PCT*

## RESULT

DESCRIPTION	LOWER LIMIT	UPPER LIMIT	MEASURED	UNIT	VERDICT
Bandwidth 99%	--	--	17158.000	kHz	INFO
T1 99%	2400.000000	--	2453.4369	MHz	PASS
T2 99%	--	2483.500000	2470.5951	MHz	PASS



BW 20dB



BW within Band 20dB

## RESULT

DESCRIPTION	LOWER LIMIT	UPPER LIMIT	MEASURED	UNIT	VERDICT
Bandwidth 20dB	--	--	20196	kHz	INFO
T1 20dB	2400.000000	--	2451.8360	MHz	PASS
T2 20dB	--	2483.500000	2472.0320	MHz	PASS

Verdict

PASS

## FCC 15.247 # TX spurious conducted 30dBc ~ WLAN2G4 b mode

### References

TC start	16.10.2023 13:39:04
Ambit temp [°C]   humidity [rel%]	25.9   31
System version	4.6.2.0
Standard   Version	FCC 15.247   NI
Method	IF DTS then 8.5 DTS emissions in non-restricted frequency bands: Subclause 11.11 of ANSI C63.10 is applicable
Description	FCC 15.247 TX Emissions Conducted 30dBc DTS - WLAN2G4 b mode
Information	

### EUT Common Settings WLAN2G4

Number of Antenna Ports	2
User Interaction	No

### Test Parameter

Technology to test	WLAN2G4 b mode
Antenna port used	1
Temperature	nom
Voltage	nom
Frequency low to test	True   Freq [MHz] 2412
Frequency mid to test	False   Freq [MHz] 2437
Frequency high to test	False   Freq [MHz] 2462
Auto control enabled power supply   Climatic Box	No   No
Additional path loss [dB]	0.7
Full path name   type	EUT - SignalingUnit - SpectrumAnalyzer

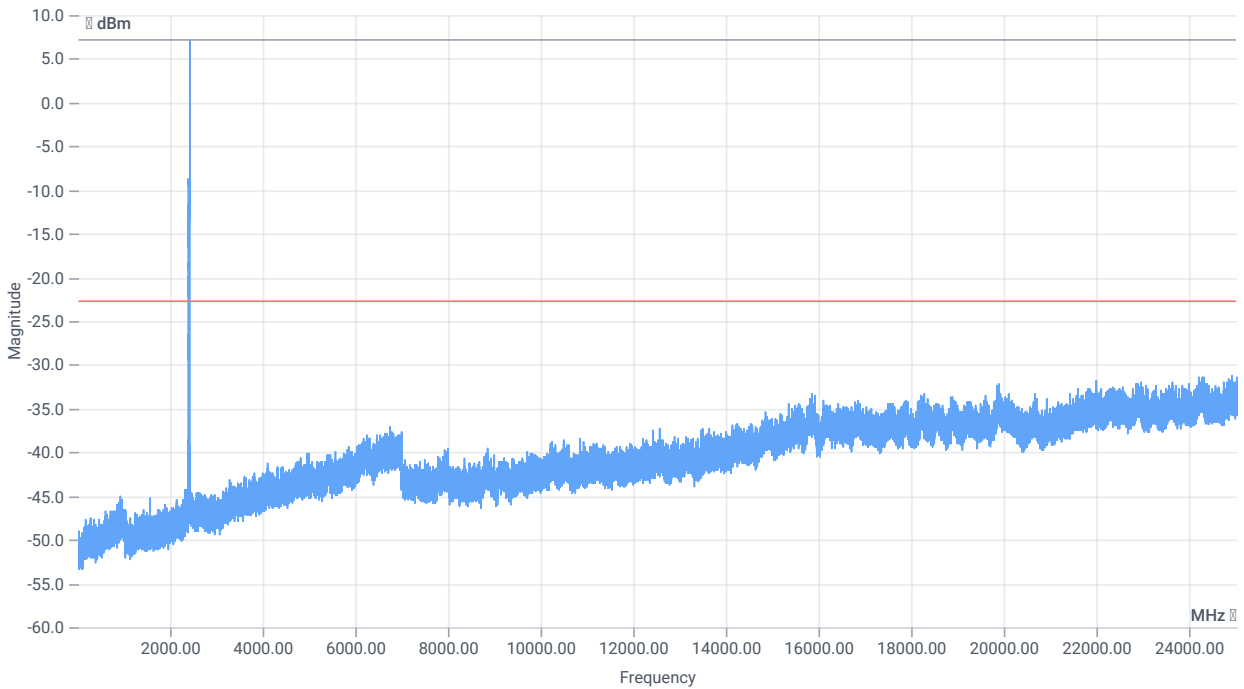
### Equipment

Signal analyzer,Rohde&Schwarz,FSV-40,1307.9002K40/101042,3.70
Switch matrix,CTCadvanced,SPM-4 NI DAQ,28016133,NI

## Test at TX 2412 MHz

RESULT: Reference Power cond.

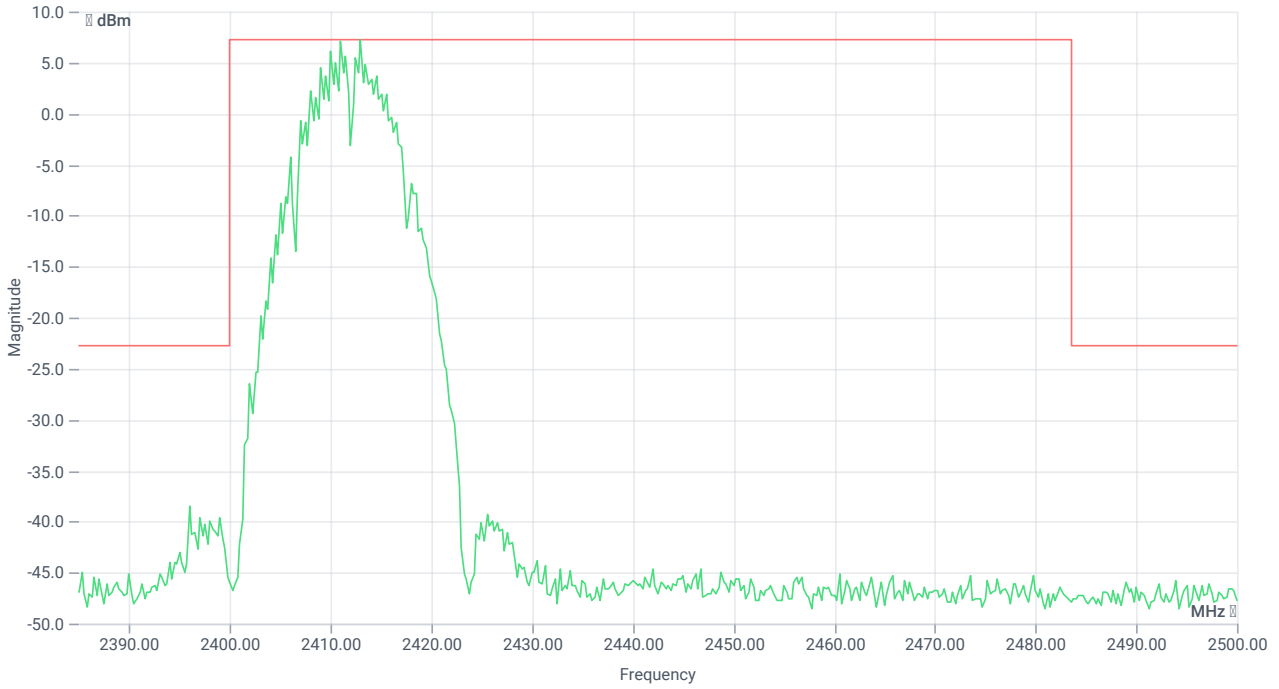
DESCRIPTION	LOWER LIMIT	UPPER LIMIT	MEASURED	UNIT	VERDICT
Ref. Power 1MHz/1MHz cond.	--	--	10.45	dBm	INFO
Ref. Frequency	--	--	2413.100	MHz	INFO



TX emissions

### READ SA SETTINGS:

RefLevel [dBm]   RefLevelOffset [dB]   InpAtt [dB]	10.45   0   30
Start [MHz]   Stop [MHz]	24530.000   25030.000
RBW [MHz]   VBW [MHz]	0.100000   0.300000
Detector   TraceMode	POS   MAXH
Sweep: time [ms]   count   points per Section   type	200   25   2001   SWE



TX emissions band zoomed

## RESULT

DESCRIPTION	LOWER LIMIT	UPPER LIMIT	MEASURED	UNIT	VERDICT
Reference @ 2413.00 MHz	--	--	7.19	dBm	INFO
No peaks detected	--	--			PASS
Lowest margin to limit 24920.75 MHz	0	--	8.51	dB	INFO

Verdict

PASS

## FCC 15.247 # TX spurious conducted 30dBc ~ WLAN2G4 b mode

### References

TC start	16.10.2023 13:49:18
Ambit temp [°C]   humidity [rel%]	26.2   30
System version	4.6.2.0
Standard   Version	FCC 15.247   NI
Method	IF DTS then 8.5 DTS emissions in non-restricted frequency bands: Subclause 11.11 of ANSI C63.10 is applicable
Description	FCC 15.247 TX Emissions Conducted 30dBc DTS - WLAN2G4 b mode
Information	

### EUT Common Settings WLAN2G4

Number of Antenna Ports	2
User Interaction	No

### Test Parameter

Technology to test	WLAN2G4 b mode
Antenna port used	2
Temperature	nom
Voltage	nom
Frequency low to test	True   Freq [MHz] 2412
Frequency mid to test	False   Freq [MHz] 2437
Frequency high to test	False   Freq [MHz] 2462
Auto control enabled power supply   Climatic Box	No   No
Additional path loss [dB]	0.7
Full path name   type	EUT - SignalingUnit - SpectrumAnalyzer

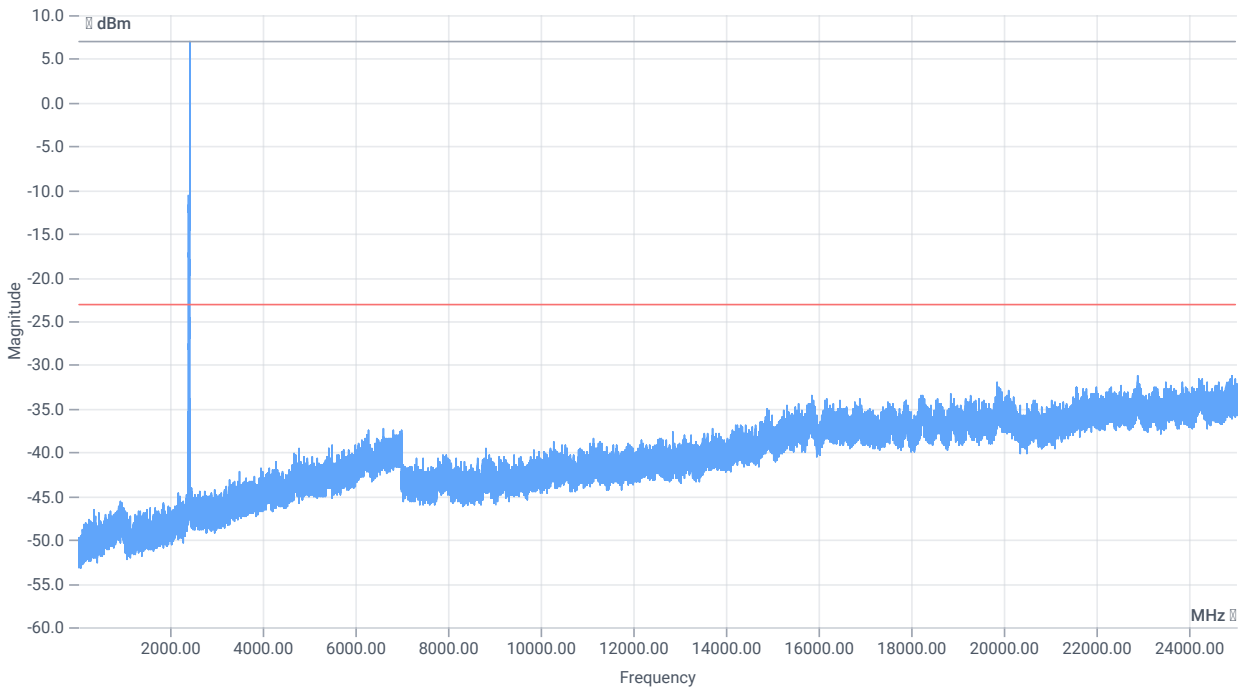
### Equipment

Signal analyzer,Rohde&Schwarz,FSV-40,1307.9002K40/101042,3.70
Switch matrix,CTCadvanced,SPM-4 NI DAQ,28016133,NI

## Test at TX 2412 MHz

RESULT: Reference Power cond.

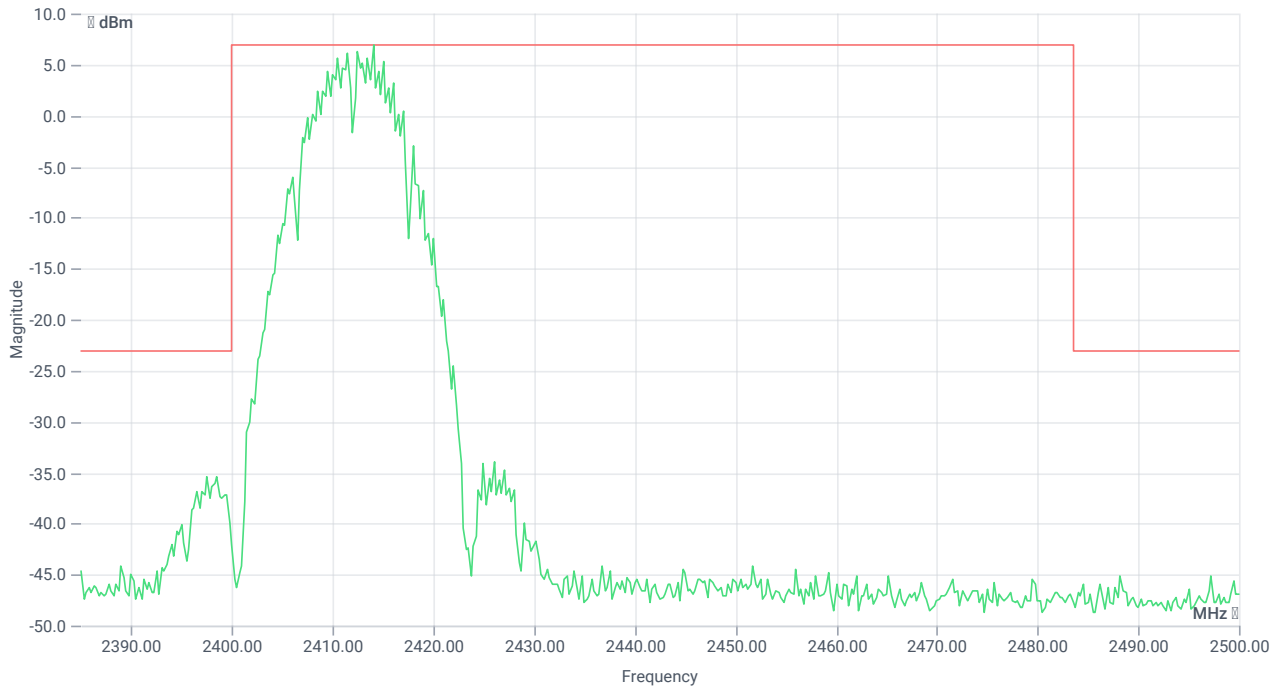
DESCRIPTION	LOWER LIMIT	UPPER LIMIT	MEASURED	UNIT	VERDICT
Ref. Power 1MHz/1MHz cond.	--	--	11.15	dBm	INFO
Ref. Frequency	--	--	2413.200	MHz	INFO



TX emissions

### READ SA SETTINGS:

RefLevel [dBm]   RefLevelOffset [dB]   InpAtt [dB]	11.15   0   30
Start [MHz]   Stop [MHz]	24530.000   25030.000
RBW [MHz]   VBW [MHz]	0.100000   0.300000
Detector   TraceMode	POS   MAXH
Sweep: time [ms]   count   points per Section   type	200   25   2001   SWE



TX emissions band zoomed

## RESULT

DESCRIPTION	LOWER LIMIT	UPPER LIMIT	MEASURED	UNIT	VERDICT
Reference @ 2414.00 MHz	--	--	6.92	dBm	INFO
No peaks detected	--	--			PASS
Lowest margin to limit 30 MHz	0	--	-149.01	dB	INFO

Verdict

PASS



## FCC 15.247 # TX spurious conducted 30dBc ~ WLAN2G4 b mode

### References

TC start	16.10.2023 14:08:50
Ambit temp [°C]   humidity [rel%]	26.8   30
System version	4.6.2.0
Standard   Version	FCC 15.247   NI
Method	IF DTS then 8.5 DTS emissions in non-restricted frequency bands: Subclause 11.11 of ANSI C63.10 is applicable
Description	FCC 15.247 TX Emissions Conducted 30dBc DTS - WLAN2G4 b mode
Information	

### EUT Common Settings WLAN2G4

Number of Antenna Ports	2
User Interaction	No

### Test Parameter

Technology to test	WLAN2G4 b mode
Antenna port used	1
Temperature	nom
Voltage	nom
Frequency low to test	False   Freq [MHz] 2412
Frequency mid to test	True   Freq [MHz] 2437
Frequency high to test	False   Freq [MHz] 2462
Auto control enabled power supply   Climatic Box	No   No
Additional path loss [dB]	0.7
Full path name   type	EUT - SignalingUnit - SpectrumAnalyzer

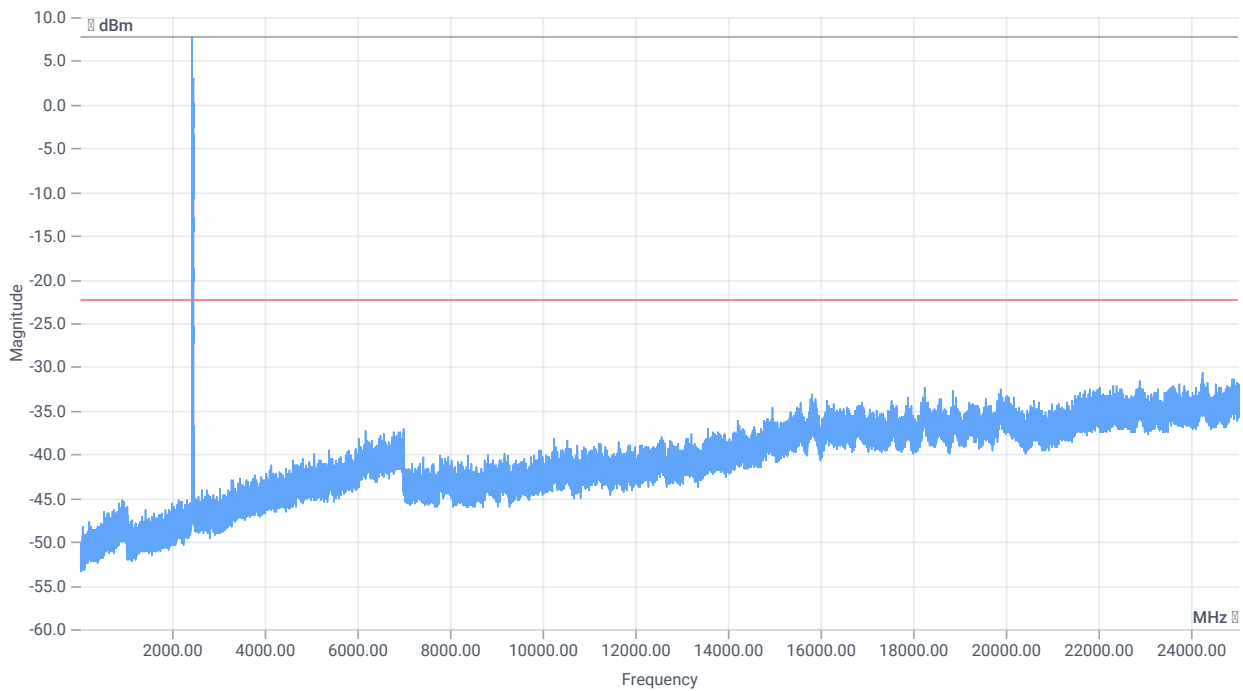
### Equipment

Signal analyzer,Rohde&Schwarz,FSV-40,1307.9002K40/101042,3.70
Switch matrix,CTCadvanced,SPM-4 NI DAQ,28016133,NI

## Test at TX 2437 MHz

RESULT: Reference Power cond.

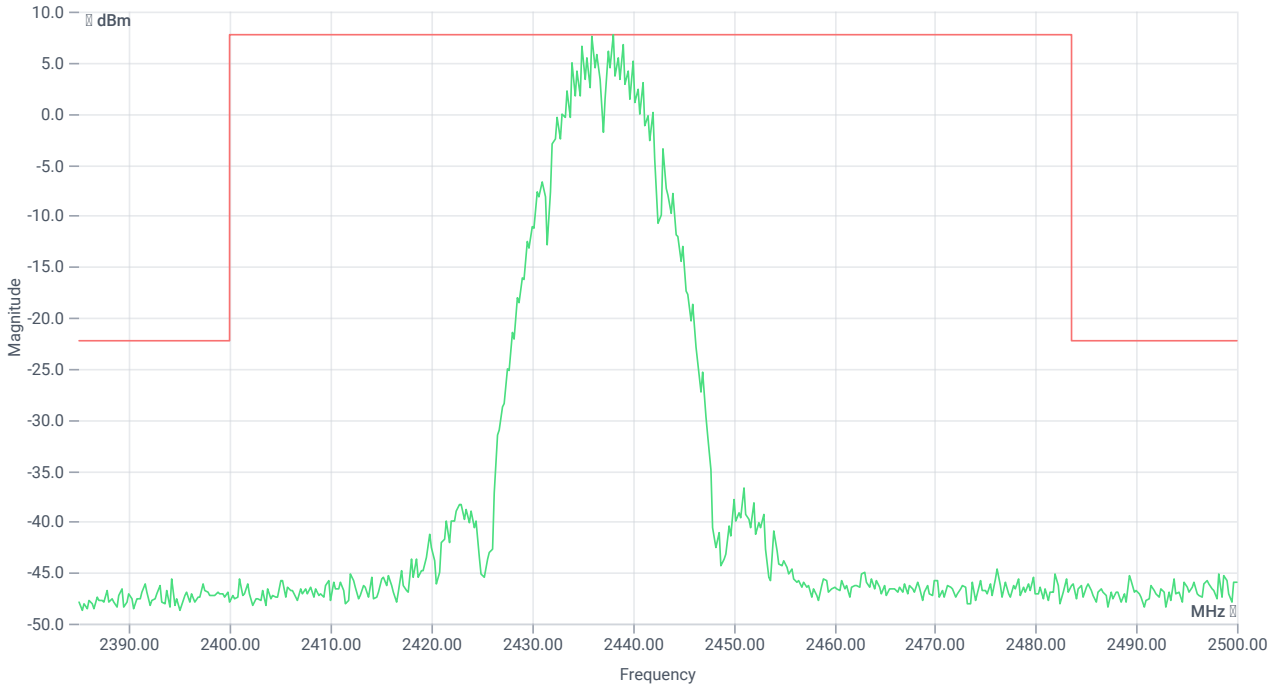
DESCRIPTION	LOWER LIMIT	UPPER LIMIT	MEASURED	UNIT	VERDICT
Ref. Power 1MHz/1MHz cond.	--	--	10.90	dBm	INFO
Ref. Frequency	--	--	2438.200	MHz	INFO



TX emissions

### READ SA SETTINGS:

RefLevel [dBm]   RefLevelOffset [dB]   InpAtt [dB]	10.90   0   30
Start [MHz]   Stop [MHz]	24530.000   25030.000
RBW [MHz]   VBW [MHz]	0.100000   0.300000
Detector   TraceMode	POS   MAXH
Sweep: time [ms]   count   points per Section   type	200   25   2001   SWE



TX emissions band zoomed

## RESULT

DESCRIPTION	LOWER LIMIT	UPPER LIMIT	MEASURED	UNIT	VERDICT
Reference @ 2438.00 MHz	--	--	7.68	dBm	INFO
No peaks detected	--	--			PASS
Lowest margin to limit 24242.25 MHz	0	--	8.38	dB	INFO

Verdict

PASS

## FCC 15.247 # TX spurious conducted 30dBc ~ WLAN2G4 b mode

### References

TC start	16.10.2023 14:19:01
Ambit temp [°C]   humidity [rel%]	27.0   29
System version	4.6.2.0
Standard   Version	FCC 15.247   NI
Method	IF DTS then 8.5 DTS emissions in non-restricted frequency bands: Subclause 11.11 of ANSI C63.10 is applicable
Description	FCC 15.247 TX Emissions Conducted 30dBc DTS - WLAN2G4 b mode
Information	

### EUT Common Settings WLAN2G4

Number of Antenna Ports	2
User Interaction	No

### Test Parameter

Technology to test	WLAN2G4 b mode
Antenna port used	2
Temperature	nom
Voltage	nom
Frequency low to test	False   Freq [MHz] 2412
Frequency mid to test	True   Freq [MHz] 2437
Frequency high to test	False   Freq [MHz] 2462
Auto control enabled power supply   Climatic Box	No   No
Additional path loss [dB]	0.7
Full path name   type	EUT - SignalingUnit - SpectrumAnalyzer

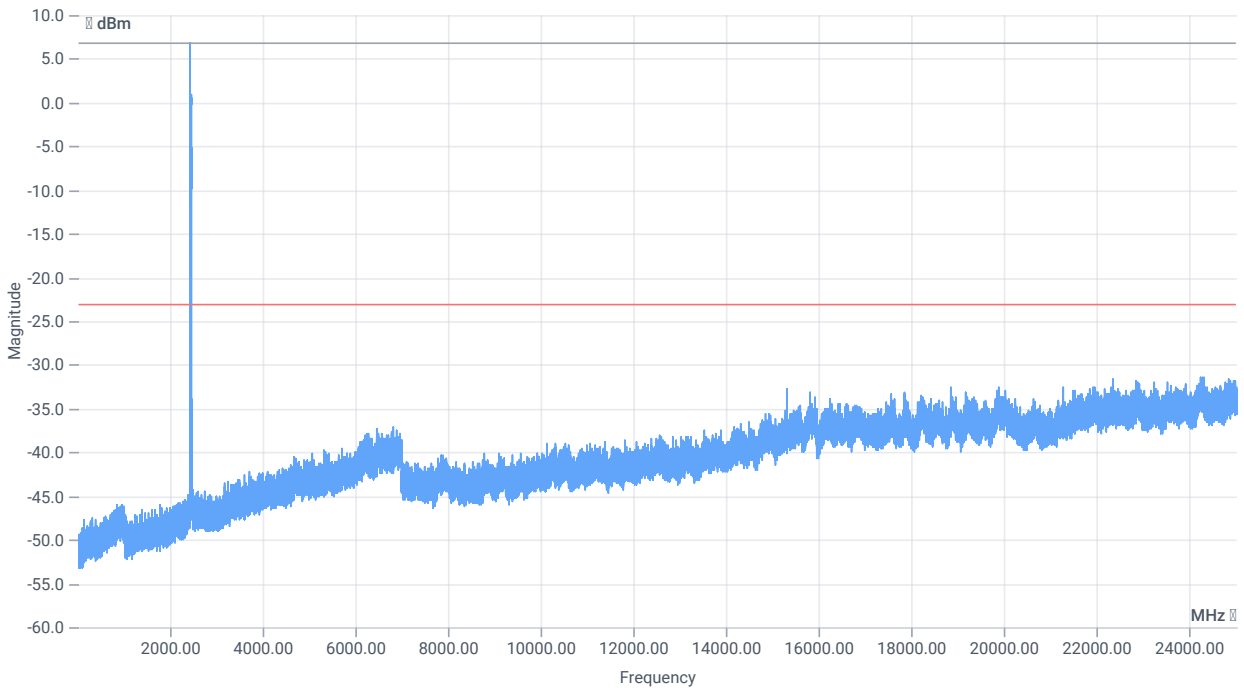
### Equipment

Signal analyzer,Rohde&Schwarz,FSV-40,1307.9002K40/101042,3.70
Switch matrix,CTCadvanced,SPM-4 NI DAQ,28016133,NI

## Test at TX 2437 MHz

RESULT: Reference Power cond.

DESCRIPTION	LOWER LIMIT	UPPER LIMIT	MEASURED	UNIT	VERDICT
Ref. Power 1MHz/1MHz cond.	--	--	11.71	dBm	INFO
Ref. Frequency	--	--	2438.200	MHz	INFO



TX emissions

### READ SA SETTINGS:

RefLevel [dBm]   RefLevelOffset [dB]   InpAtt [dB]	11.71   0   30
Start [MHz]   Stop [MHz]	24530.000   25030.000
RBW [MHz]   VBW [MHz]	0.100000   0.300000
Detector   TraceMode	POS   MAXH
Sweep: time [ms]   count   points per Section   type	200   25   2001   SWE



TX emissions band zoomed

## RESULT

DESCRIPTION	LOWER LIMIT	UPPER LIMIT	MEASURED	UNIT	VERDICT
Reference @ 2437.50 MHz	--	--	6.83	dBm	INFO
No peaks detected	--	--			PASS
Lowest margin to limit 24260.5 MHz	0	--	8.29	dB	INFO

Verdict

PASS

## FCC 15.247 # TX spurious conducted 30dBc ~ WLAN2G4 b mode

### References

TC start	16.10.2023 14:29:41
Ambit temp [°C]   humidity [rel%]	27.1   28
System version	4.6.2.0
Standard   Version	FCC 15.247   NI
Method	IF DTS then 8.5 DTS emissions in non-restricted frequency bands: Subclause 11.11 of ANSI C63.10 is applicable
Description	FCC 15.247 TX Emissions Conducted 30dBc DTS - WLAN2G4 b mode
Information	

### EUT Common Settings WLAN2G4

Number of Antenna Ports	2
User Interaction	No

### Test Parameter

Technology to test	WLAN2G4 b mode
Antenna port used	1
Temperature	nom
Voltage	nom
Frequency low to test	False   Freq [MHz] 2412
Frequency mid to test	False   Freq [MHz] 2437
Frequency high to test	True   Freq [MHz] 2462
Auto control enabled power supply   Climatic Box	No   No
Additional path loss [dB]	0.7
Full path name   type	EUT - SignalingUnit - SpectrumAnalyzer

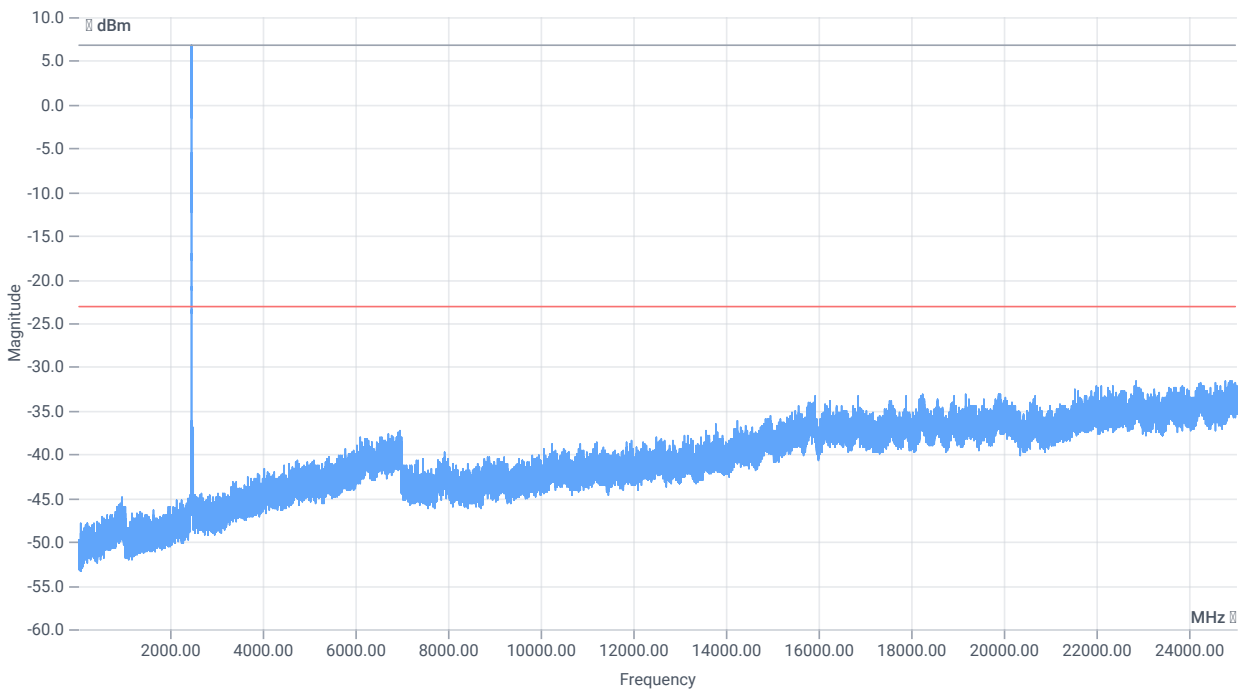
### Equipment

Signal analyzer,Rohde&Schwarz,FSV-40,1307.9002K40/101042,3.70
Switch matrix,CTCadvanced,SPM-4 NI DAQ,28016133,NI

## Test at TX 2462 MHz

RESULT: Reference Power cond.

DESCRIPTION	LOWER LIMIT	UPPER LIMIT	MEASURED	UNIT	VERDICT
Ref. Power 1MHz/1MHz cond.	--	--	11.72	dBm	INFO
Ref. Frequency	--	--	2460.800	MHz	INFO

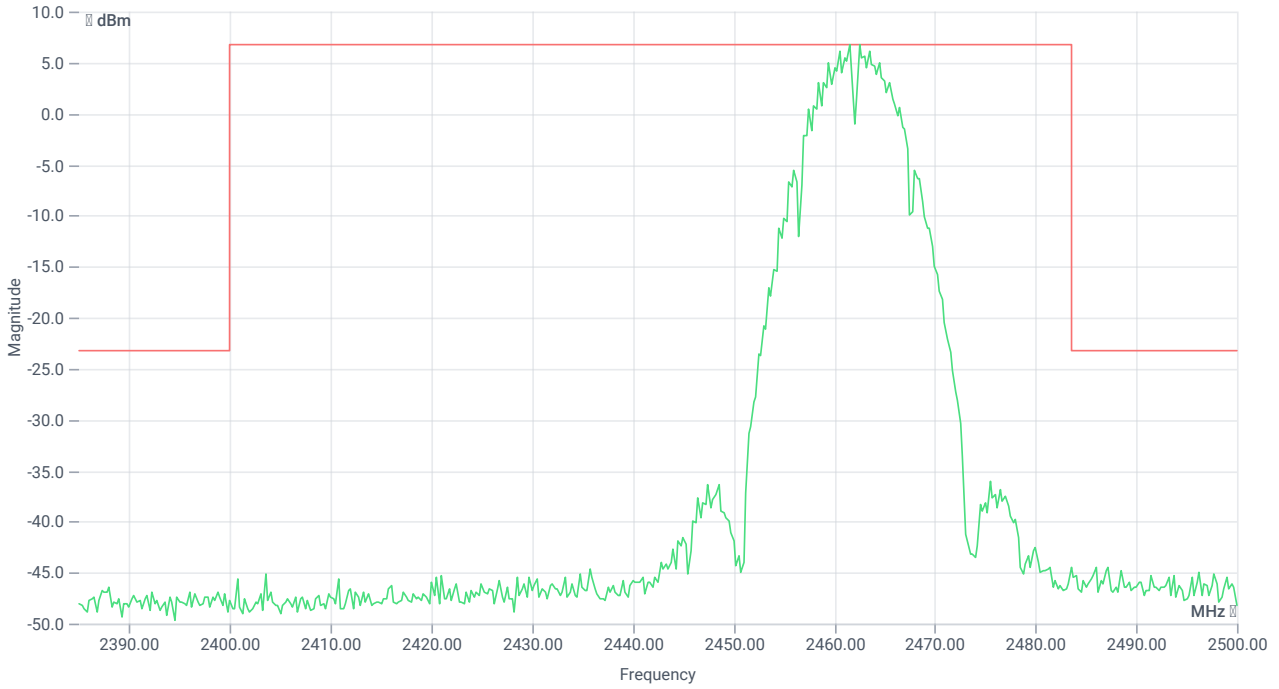


TX emissions

### READ SA SETTINGS:

RefLevel [dBm]   RefLevelOffset [dB]   InpAtt [dB]	11.72   0   30
Start [MHz]   Stop [MHz]	24530.000   25030.000
RBW [MHz]   VBW [MHz]	0.100000   0.300000
Detector   TraceMode	POS   MAXH
Sweep: time [ms]   count   points per Section   type	200   25   2001   SWE





TX emissions band zoomed

## RESULT

DESCRIPTION	LOWER LIMIT	UPPER LIMIT	MEASURED	UNIT	VERDICT
Reference @ 2462.50 MHz	--	--	6.83	dBm	INFO
No peaks detected	--	--			PASS
Lowest margin to limit 22852.5 MHz	0	--	8.37	dB	INFO

Verdict

PASS

## FCC 15.247 # TX spurious conducted 30dBc ~ WLAN2G4 b mode

### References

TC start	16.10.2023 14:39:53
Ambit temp [°C]   humidity [rel%]	27.4   28
System version	4.6.2.0
Standard   Version	FCC 15.247   NI
Method	IF DTS then 8.5 DTS emissions in non-restricted frequency bands: Subclause 11.11 of ANSI C63.10 is applicable
Description	FCC 15.247 TX Emissions Conducted 30dBc DTS - WLAN2G4 b mode
Information	

### EUT Common Settings WLAN2G4

Number of Antenna Ports	2
User Interaction	No

### Test Parameter

Technology to test	WLAN2G4 b mode
Antenna port used	2
Temperature	nom
Voltage	nom
Frequency low to test	False   Freq [MHz] 2412
Frequency mid to test	False   Freq [MHz] 2437
Frequency high to test	True   Freq [MHz] 2462
Auto control enabled power supply   Climatic Box	No   No
Additional path loss [dB]	0.7
Full path name   type	EUT - SignalingUnit - SpectrumAnalyzer

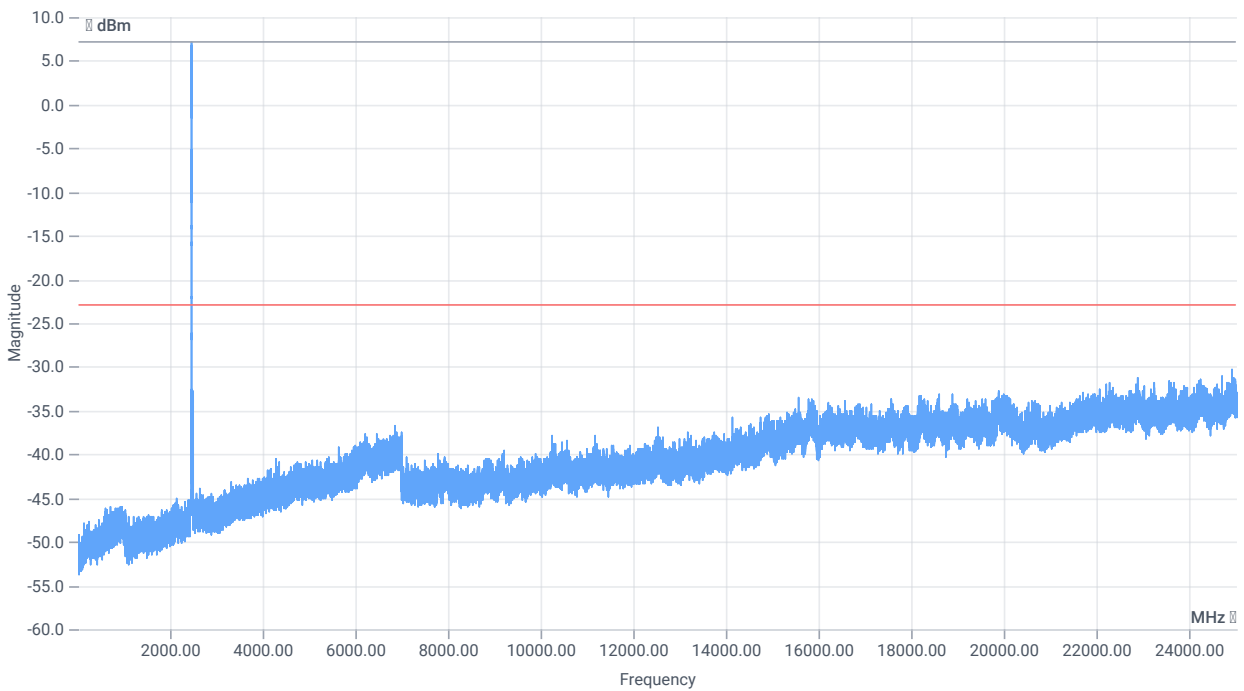
### Equipment

Signal analyzer,Rohde&Schwarz,FSV-40,1307.9002K40/101042,3.70
Switch matrix,CTCadvanced,SPM-4 NI DAQ,28016133,NI

## Test at TX 2462 MHz

RESULT: Reference Power cond.

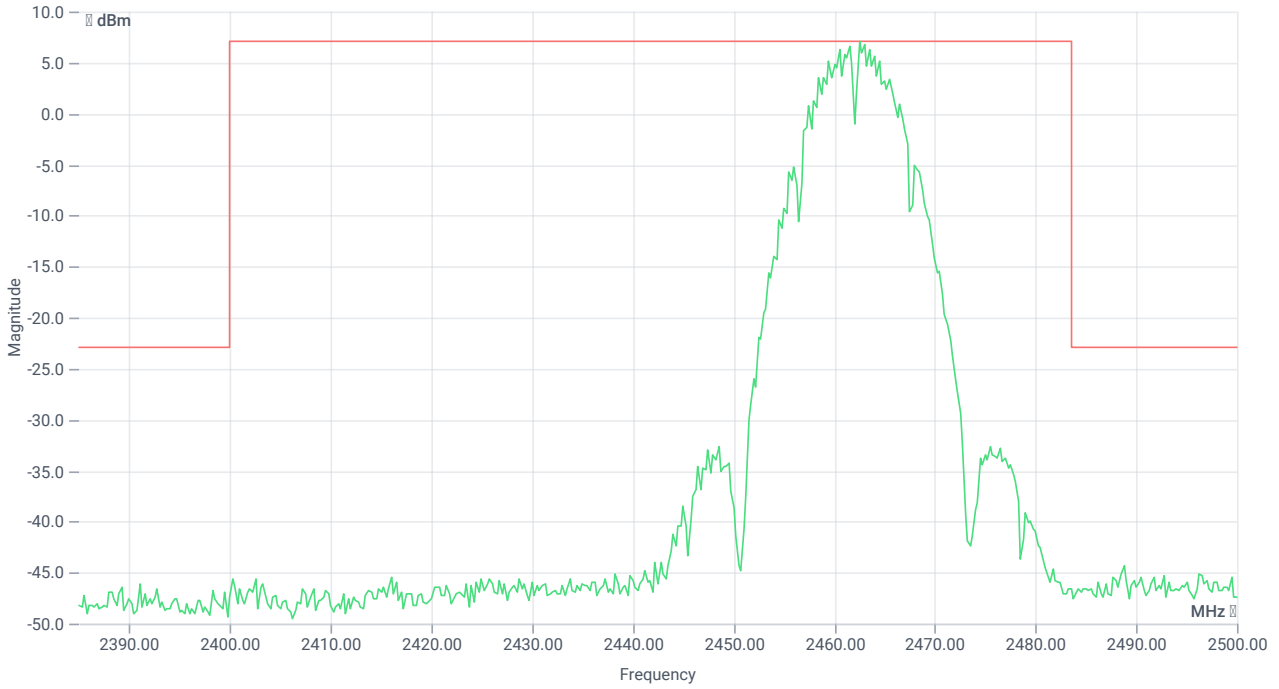
DESCRIPTION	LOWER LIMIT	UPPER LIMIT	MEASURED	UNIT	VERDICT
Ref. Power 1MHz/1MHz cond.	--	--	11.98	dBm	INFO
Ref. Frequency	--	--	2460.800	MHz	INFO



TX emissions

### READ SA SETTINGS:

RefLevel [dBm]   RefLevelOffset [dB]   InpAtt [dB]	11.98   0   30
Start [MHz]   Stop [MHz]	24530.000   25030.000
RBW [MHz]   VBW [MHz]	0.100000   0.300000
Detector   TraceMode	POS   MAXH
Sweep: time [ms]   count   points per Section   type	200   25   2001   SWE



TX emissions band zoomed

## RESULT

DESCRIPTION	LOWER LIMIT	UPPER LIMIT	MEASURED	UNIT	VERDICT
Reference @ 2462.50 MHz	--	--	7.07	dBm	INFO
No peaks detected	--	--			PASS
Lowest margin to limit 24913.25 MHz	0	--	7.41	dB	INFO

Verdict

PASS

## FCC 15.247 # TX spurious conducted 30dBc ~ WLAN2G4 g mode

### References

TC start	16.10.2023 14:50:58
Ambit temp [°C]   humidity [rel%]	27.6   28
System version	4.6.2.0
Standard   Version	FCC 15.247   NI
Method	IF DTS then 8.5 DTS emissions in non-restricted frequency bands: Subclause 11.11 of ANSI C63.10 is applicable
Description	FCC 15.247 TX Emissions Conducted 30dBc DTS - WLAN2G4 g mode
Information	

### EUT Common Settings WLAN2G4

Number of Antenna Ports	2
User Interaction	No

### Test Parameter

Technology to test	WLAN2G4 g mode
Antenna port used	1
Temperature	nom
Voltage	nom
Frequency low to test	True   Freq [MHz] 2412
Frequency mid to test	False   Freq [MHz] 2437
Frequency high to test	False   Freq [MHz] 2462
Auto control enabled power supply   Climatic Box	No   No
Additional path loss [dB]	0.7
Full path name   type	EUT - SignalingUnit - SpectrumAnalyzer

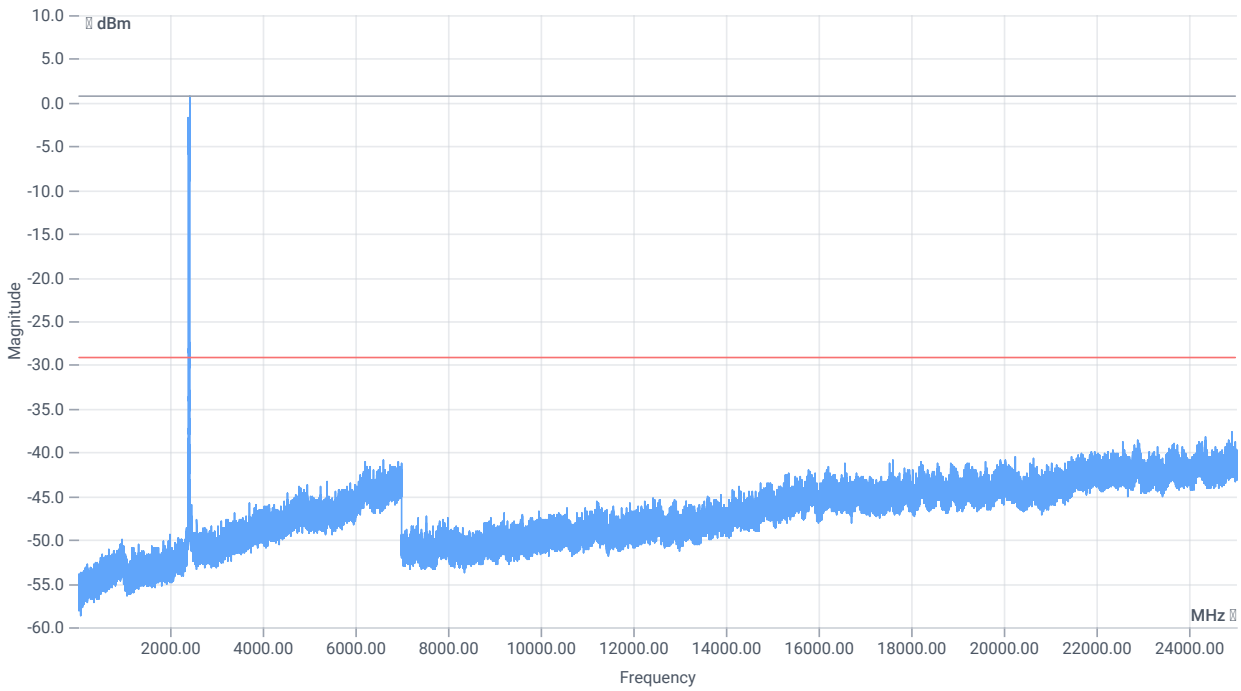
### Equipment

Signal analyzer,Rohde&Schwarz,FSV-40,1307.9002K40/101042,3.70
Switch matrix,CTCadvanced,SPM-4 NI DAQ,28016133,NI

### Test at TX 2412 MHz

RESULT: Reference Power cond.

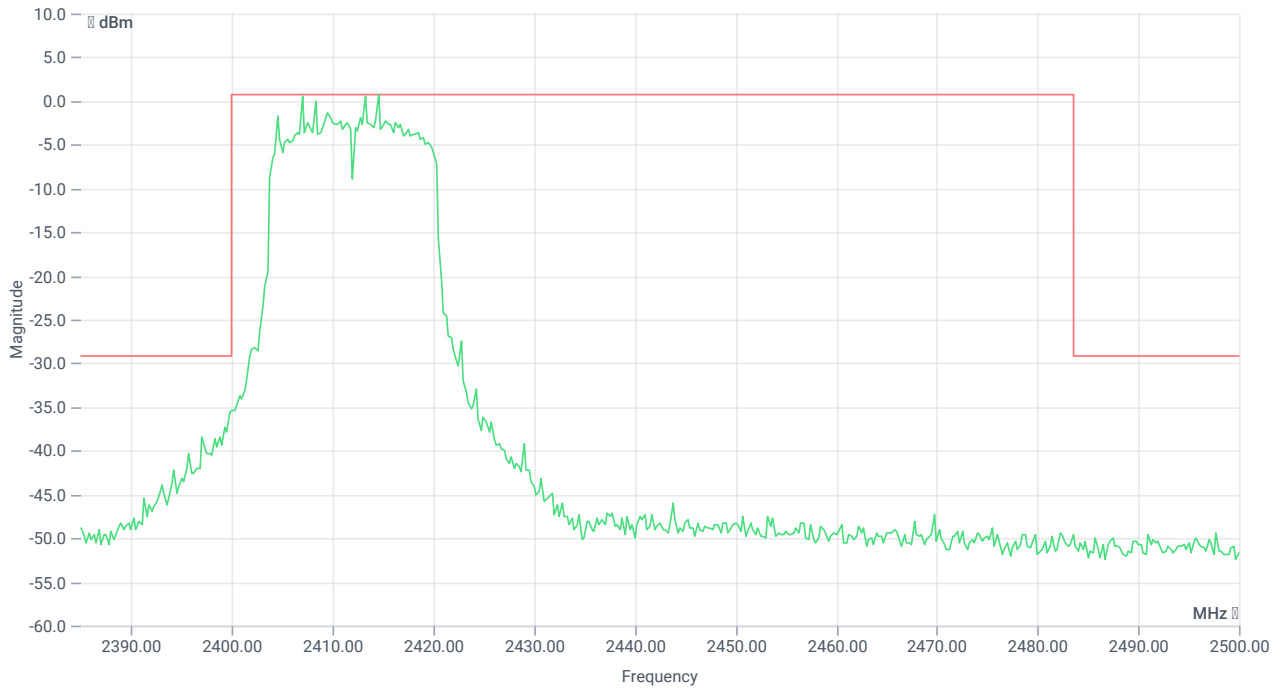
DESCRIPTION	LOWER LIMIT	UPPER LIMIT	MEASURED	UNIT	VERDICT
Ref. Power 1MHz/1MHz cond.	--	--	8.69	dBm	INFO
Ref. Frequency	--	--	2410.400	MHz	INFO



TX emissions

### READ SA SETTINGS:

RefLevel [dBm]   RefLevelOffset [dB]   InpAtt [dB]	8.69   0   25
Start [MHz]   Stop [MHz]	24530.000   25030.000
RBW [MHz]   VBW [MHz]	0.100000   0.300000
Detector   TraceMode	POS   MAXH
Sweep: time [ms]   count   points per Section   type	200   25   2001   SWE



TX emissions band zoomed

## RESULT

DESCRIPTION	LOWER LIMIT	UPPER LIMIT	MEASURED	UNIT	VERDICT
Reference @ 2414.50 MHz	--	--	0.81	dBm	INFO
No peaks detected	--	--			PASS
Lowest margin to limit 2399.75 MHz	0	--	6.44	dB	INFO

Verdict

PASS

## FCC 15.247 # TX spurious conducted 30dBc ~ WLAN2G4 g mode

### References

TC start	16.10.2023 15:01:11
Ambit temp [°C]   humidity [rel%]	27.2   27
System version	4.6.2.0
Standard   Version	FCC 15.247   NI
Method	IF DTS then 8.5 DTS emissions in non-restricted frequency bands: Subclause 11.11 of ANSI C63.10 is applicable
Description	FCC 15.247 TX Emissions Conducted 30dBc DTS - WLAN2G4 g mode
Information	

### EUT Common Settings WLAN2G4

Number of Antenna Ports	2
User Interaction	No

### Test Parameter

Technology to test	WLAN2G4 g mode
Antenna port used	2
Temperature	nom
Voltage	nom
Frequency low to test	True   Freq [MHz] 2412
Frequency mid to test	False   Freq [MHz] 2437
Frequency high to test	False   Freq [MHz] 2462
Auto control enabled power supply   Climatic Box	No   No
Additional path loss [dB]	0.7
Full path name   type	EUT - SignalingUnit - SpectrumAnalyzer

### Equipment

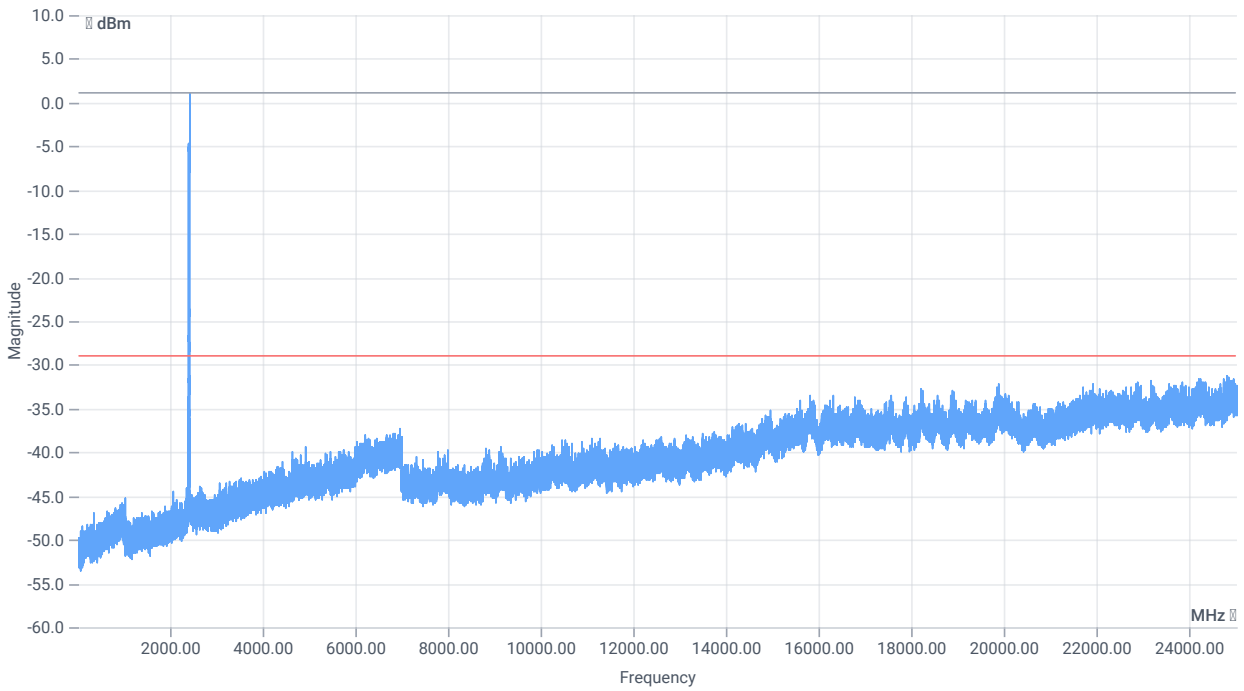
Signal analyzer,Rohde&Schwarz,FSV-40,1307.9002K40/101042,3.70
Switch matrix,CTCadvanced,SPM-4 NI DAQ,28016133,NI



## Test at TX 2412 MHz

RESULT: Reference Power cond.

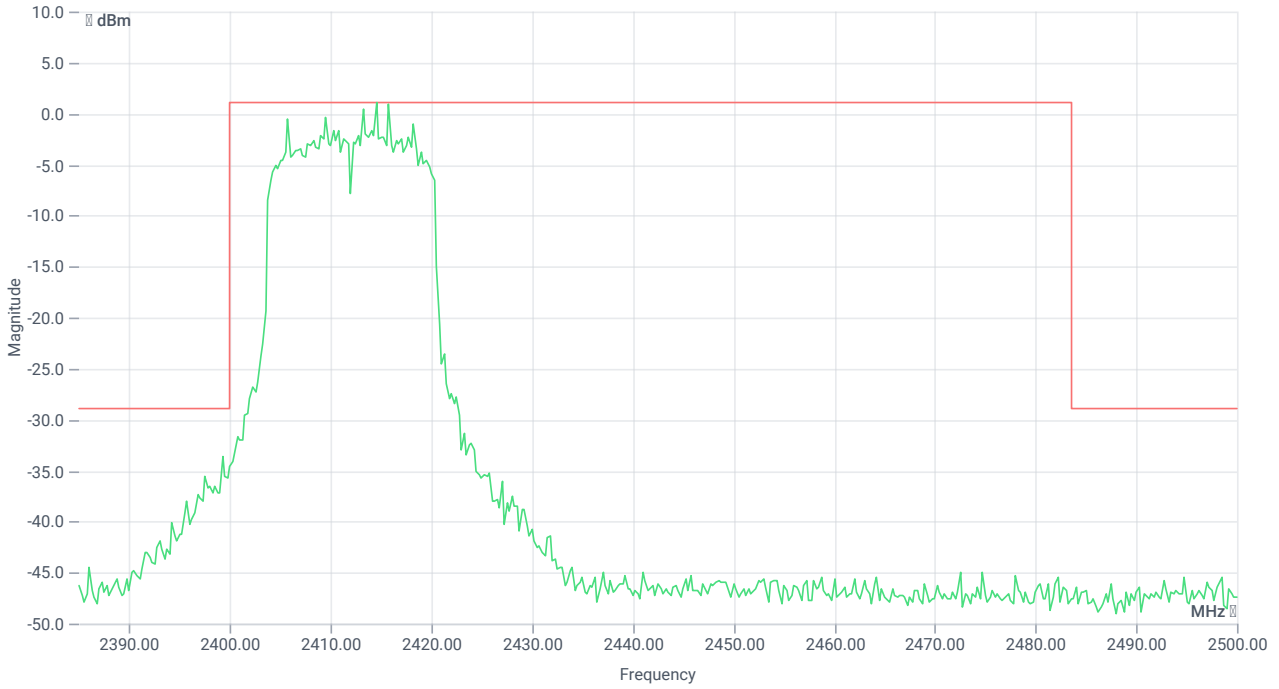
DESCRIPTION	LOWER LIMIT	UPPER LIMIT	MEASURED	UNIT	VERDICT
Ref. Power 1MHz/1MHz cond.	--	--	10.36	dBm	INFO
Ref. Frequency	--	--	2414.600	MHz	INFO



TX emissions

### READ SA SETTINGS:

RefLevel [dBm]   RefLevelOffset [dB]   InpAtt [dB]	10.36   0   30
Start [MHz]   Stop [MHz]	24530.000   25030.000
RBW [MHz]   VBW [MHz]	0.100000   0.300000
Detector   TraceMode	POS   MAXH
Sweep: time [ms]   count   points per Section   type	200   25   2001   SWE



TX emissions band zoomed

## RESULT

DESCRIPTION	LOWER LIMIT	UPPER LIMIT	MEASURED	UNIT	VERDICT
Reference @ 2414.50 MHz	--	--	1.03	dBm	INFO
No peaks detected	--	--			PASS
Lowest margin to limit 24803.25 MHz	0	--	2.3	dB	INFO

Verdict

PASS

## FCC 15.247 # TX spurious conducted 30dBc ~ WLAN2G4 g mode

### References

TC start	16.10.2023 15:19:59
Ambit temp [°C]   humidity [rel%]	27.5   28
System version	4.6.2.0
Standard   Version	FCC 15.247   NI
Method	IF DTS then 8.5 DTS emissions in non-restricted frequency bands: Subclause 11.11 of ANSI C63.10 is applicable
Description	FCC 15.247 TX Emissions Conducted 30dBc DTS - WLAN2G4 g mode
Information	

### EUT Common Settings WLAN2G4

Number of Antenna Ports	2
User Interaction	No

### Test Parameter

Technology to test	WLAN2G4 g mode
Antenna port used	1
Temperature	nom
Voltage	nom
Frequency low to test	False   Freq [MHz] 2412
Frequency mid to test	True   Freq [MHz] 2437
Frequency high to test	False   Freq [MHz] 2462
Auto control enabled power supply   Climatic Box	No   No
Additional path loss [dB]	0.7
Full path name   type	EUT - SignalingUnit - SpectrumAnalyzer

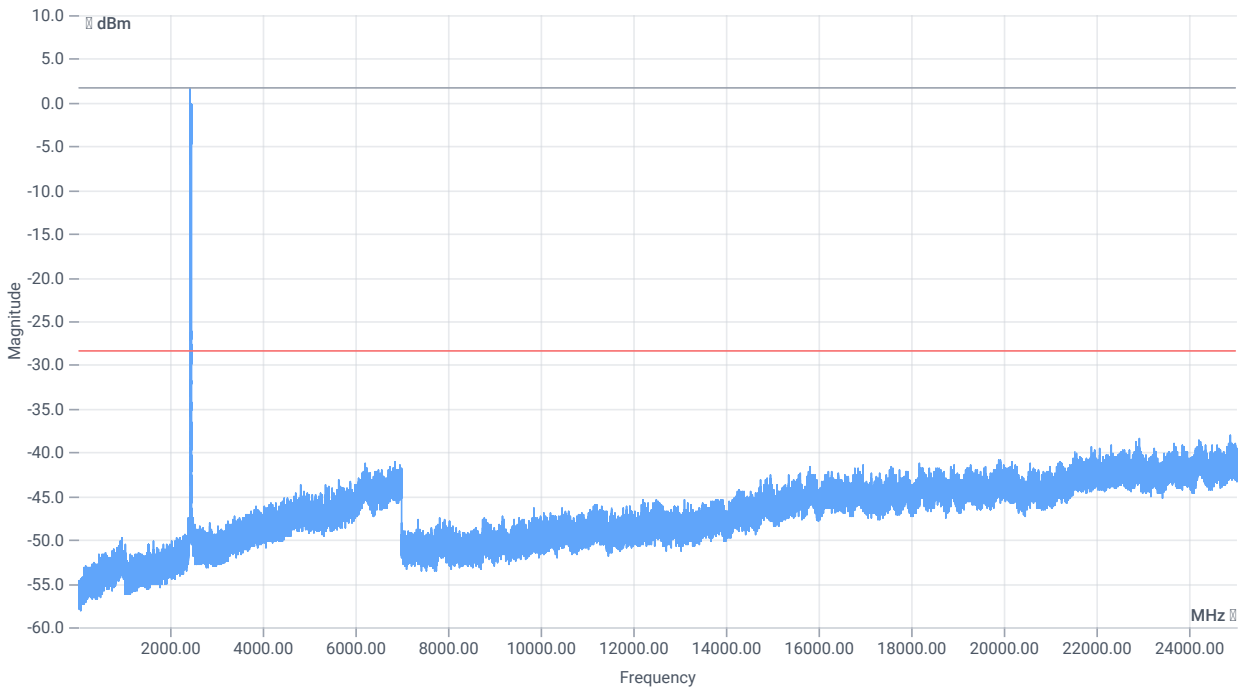
### Equipment

Signal analyzer,Rohde&Schwarz,FSV-40,1307.9002K40/101042,3.70
Switch matrix,CTCadvanced,SPM-4 NI DAQ,28016133,NI

## Test at TX 2437 MHz

RESULT: Reference Power cond.

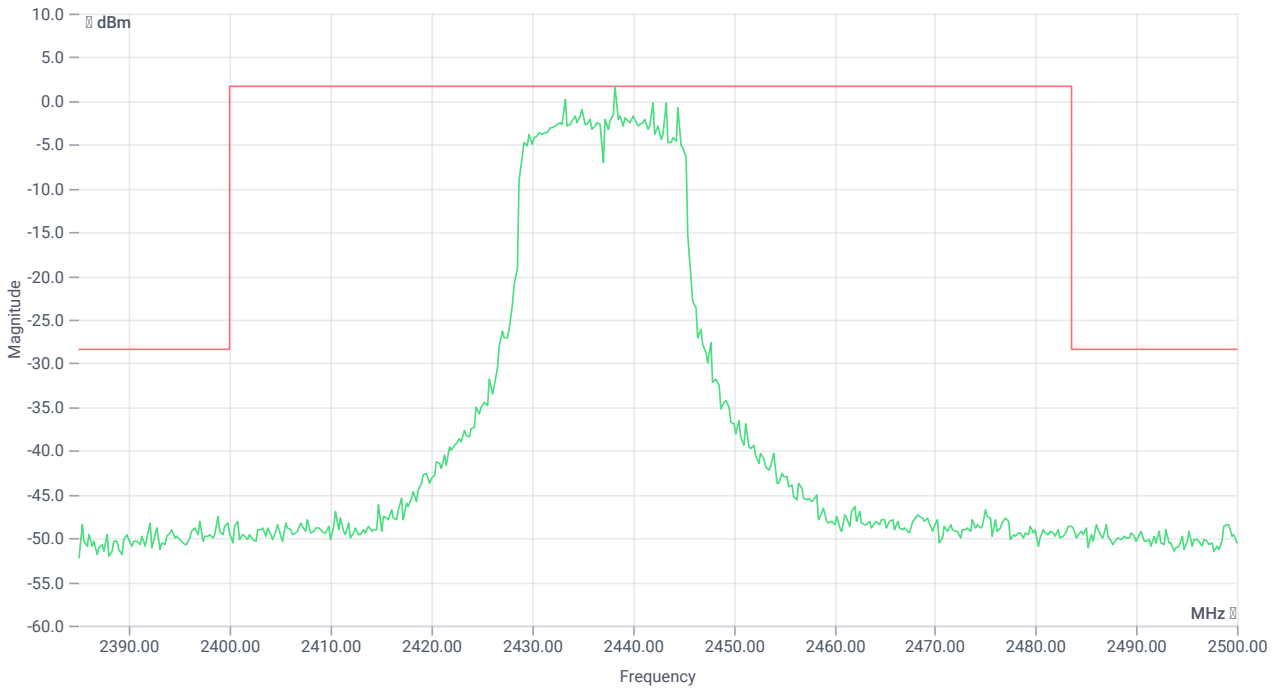
DESCRIPTION	LOWER LIMIT	UPPER LIMIT	MEASURED	UNIT	VERDICT
Ref. Power 1MHz/1MHz cond.	--	--	9.15	dBm	INFO
Ref. Frequency	--	--	2434.400	MHz	INFO



TX emissions

### READ SA SETTINGS:

RefLevel [dBm]   RefLevelOffset [dB]   InpAtt [dB]	9.15   0   25
Start [MHz]   Stop [MHz]	24530.000   25030.000
RBW [MHz]   VBW [MHz]	0.100000   0.300000
Detector   TraceMode	POS   MAXH
Sweep: time [ms]   count   points per Section   type	200   25   2001   SWE



TX emissions band zoomed

## RESULT

DESCRIPTION	LOWER LIMIT	UPPER LIMIT	MEASURED	UNIT	VERDICT
Reference @ 2438.25 MHz	--	--	1.61	dBm	INFO
No peaks detected	--	--			PASS
Lowest margin to limit 24900.25 MHz	0	--	9.75	dB	INFO

Verdict

PASS

## FCC 15.247 # TX spurious conducted 30dBc ~ WLAN2G4 g mode

### References

TC start	16.10.2023 15:30:11
Ambit temp [°C]   humidity [rel%]	27.8   28
System version	4.6.2.0
Standard   Version	FCC 15.247   NI
Method	IF DTS then 8.5 DTS emissions in non-restricted frequency bands: Subclause 11.11 of ANSI C63.10 is applicable
Description	FCC 15.247 TX Emissions Conducted 30dBc DTS - WLAN2G4 g mode
Information	

### EUT Common Settings WLAN2G4

Number of Antenna Ports	2
User Interaction	No

### Test Parameter

Technology to test	WLAN2G4 g mode
Antenna port used	2
Temperature	nom
Voltage	nom
Frequency low to test	False   Freq [MHz] 2412
Frequency mid to test	True   Freq [MHz] 2437
Frequency high to test	False   Freq [MHz] 2462
Auto control enabled power supply   Climatic Box	No   No
Additional path loss [dB]	0.7
Full path name   type	EUT - SignalingUnit - SpectrumAnalyzer

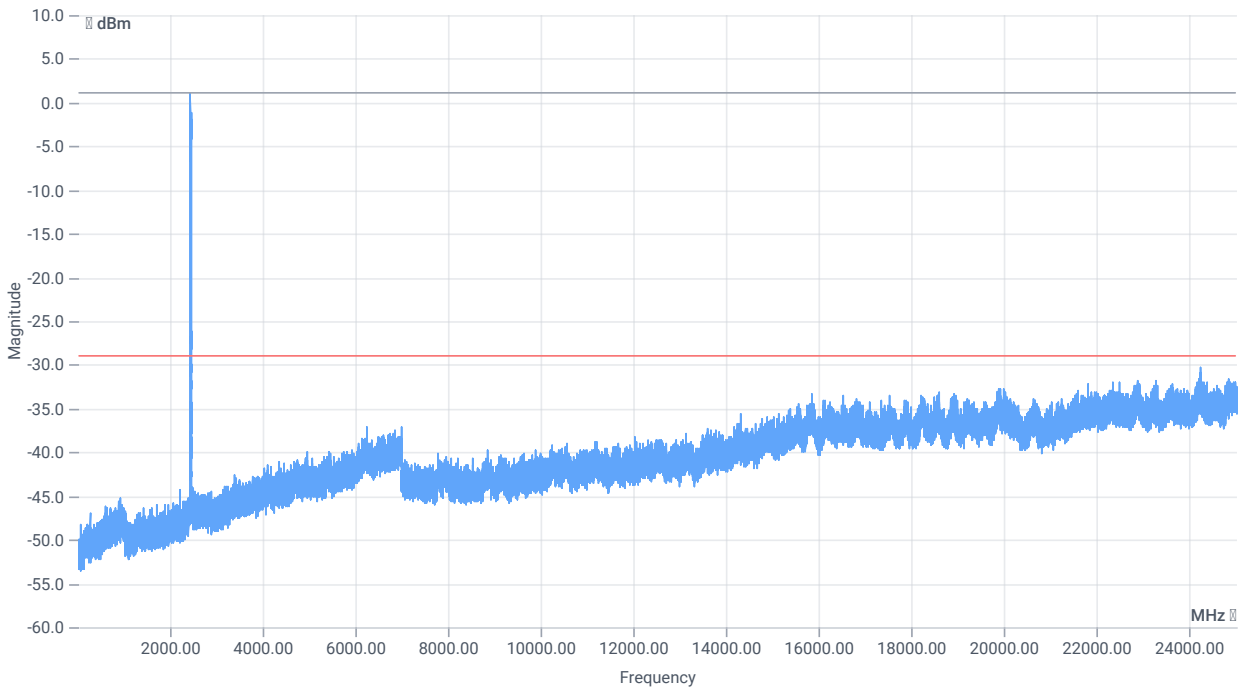
### Equipment

Signal analyzer,Rohde&Schwarz,FSV-40,1307.9002K40/101042,3.70
Switch matrix,CTCadvanced,SPM-4 NI DAQ,28016133,NI

## Test at TX 2437 MHz

RESULT: Reference Power cond.

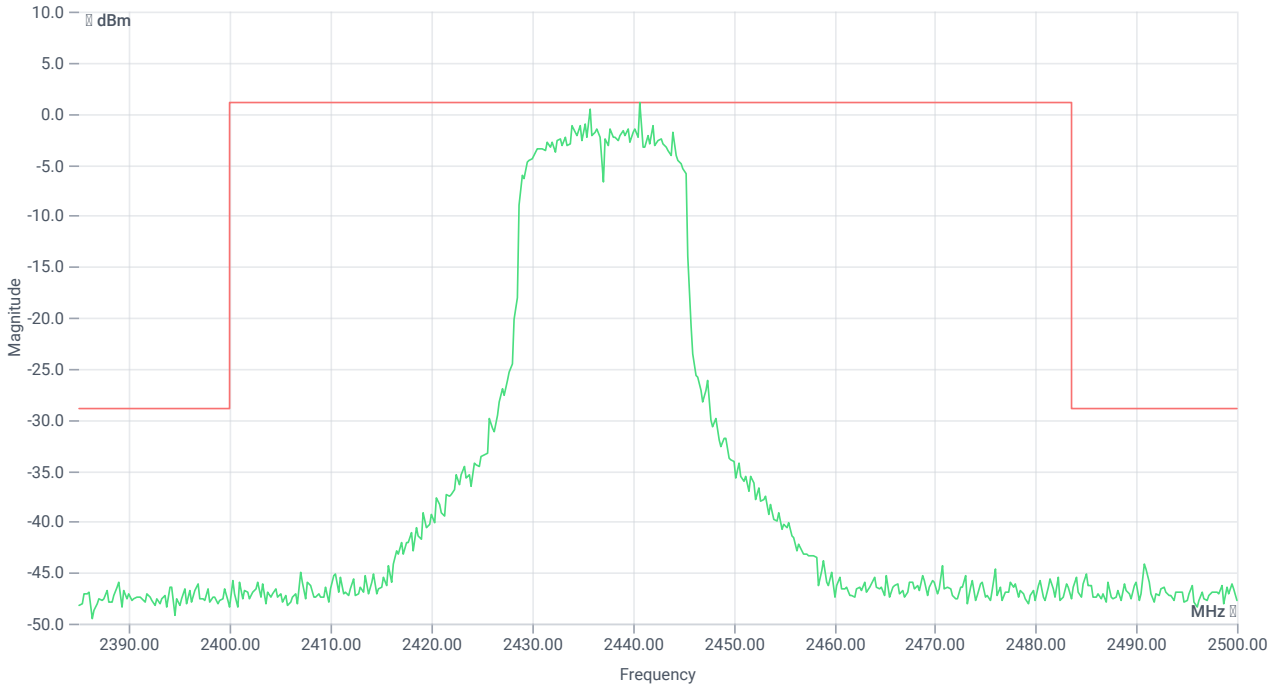
DESCRIPTION	LOWER LIMIT	UPPER LIMIT	MEASURED	UNIT	VERDICT
Ref. Power 1MHz/1MHz cond.	--	--	10.26	dBm	INFO
Ref. Frequency	--	--	2439.000	MHz	INFO



TX emissions

### READ SA SETTINGS:

RefLevel [dBm]   RefLevelOffset [dB]   InpAtt [dB]	10.26   0   30
Start [MHz]   Stop [MHz]	24530.000   25030.000
RBW [MHz]   VBW [MHz]	0.100000   0.300000
Detector   TraceMode	POS   MAXH
Sweep: time [ms]   count   points per Section   type	200   25   2001   SWE



TX emissions band zoomed

## RESULT

DESCRIPTION	LOWER LIMIT	UPPER LIMIT	MEASURED	UNIT	VERDICT
Reference @ 2440.75 MHz	--	--	1.04	dBm	INFO
No peaks detected	--	--			PASS
Lowest margin to limit 24242 MHz	0	--	1.28	dB	INFO

Verdict

PASS



## FCC 15.247 # TX spurious conducted 30dBc ~ WLAN2G4 g mode

### References

TC start	16.10.2023 15:40:52
Ambit temp [°C]   humidity [rel%]	28.0   28
System version	4.6.2.0
Standard   Version	FCC 15.247   NI
Method	IF DTS then 8.5 DTS emissions in non-restricted frequency bands: Subclause 11.11 of ANSI C63.10 is applicable
Description	FCC 15.247 TX Emissions Conducted 30dBc DTS - WLAN2G4 g mode
Information	

### EUT Common Settings WLAN2G4

Number of Antenna Ports	2
User Interaction	No

### Test Parameter

Technology to test	WLAN2G4 g mode
Antenna port used	1
Temperature	nom
Voltage	nom
Frequency low to test	False   Freq [MHz] 2412
Frequency mid to test	False   Freq [MHz] 2437
Frequency high to test	True   Freq [MHz] 2462
Auto control enabled power supply   Climatic Box	No   No
Additional path loss [dB]	0.7
Full path name   type	EUT - SignalingUnit - SpectrumAnalyzer

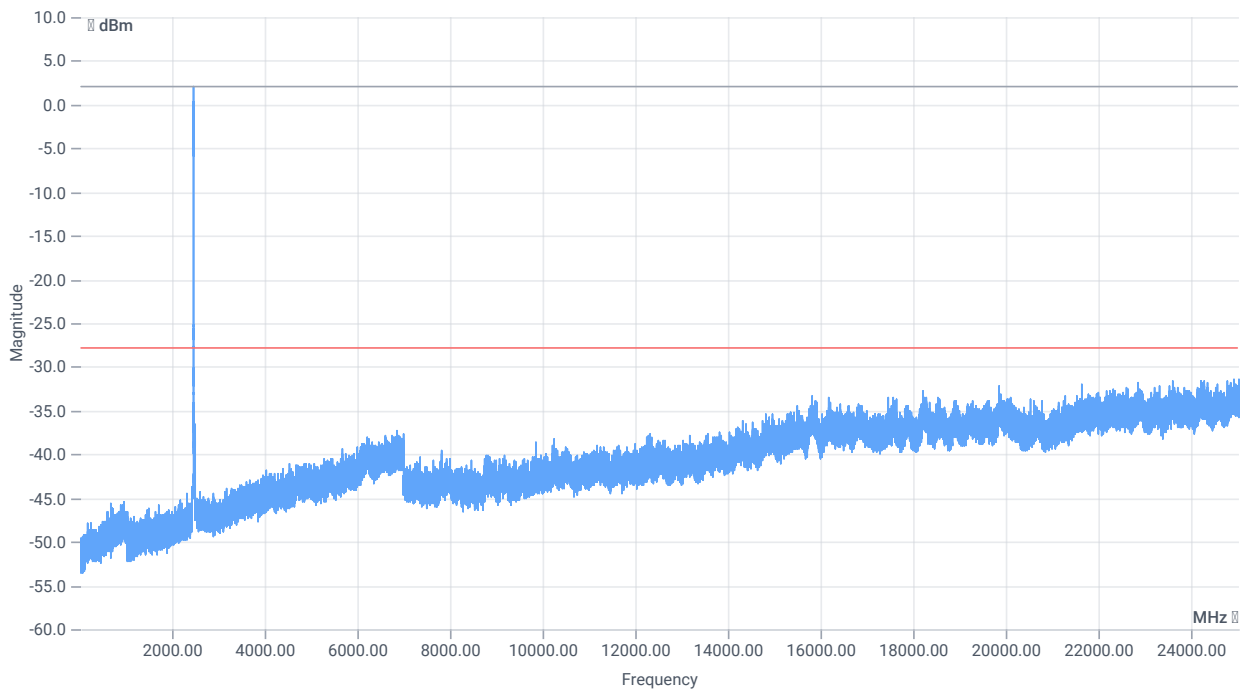
### Equipment

Signal analyzer,Rohde&Schwarz,FSV-40,1307.9002K40/101042,3.70
Switch matrix,CTCadvanced,SPM-4 NI DAQ,28016133,NI

## Test at TX 2462 MHz

RESULT: Reference Power cond.

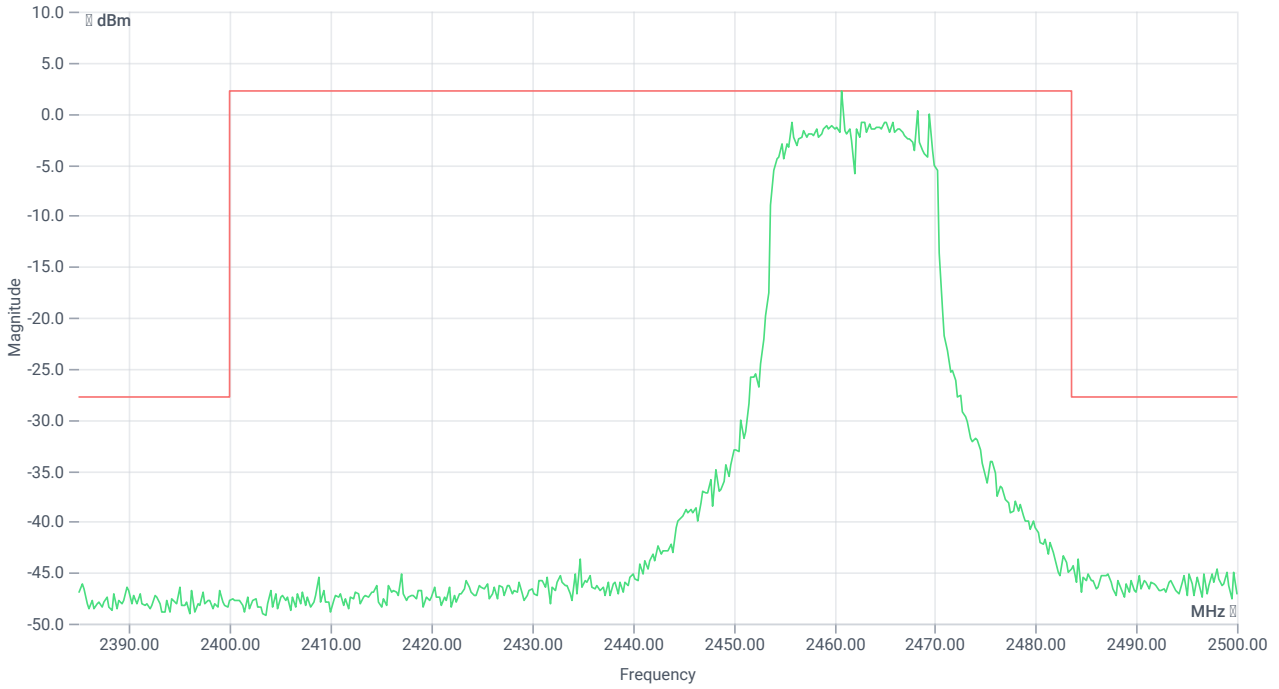
DESCRIPTION	LOWER LIMIT	UPPER LIMIT	MEASURED	UNIT	VERDICT
Ref. Power 1MHz/1MHz cond.	--	--	10.08	dBm	INFO
Ref. Frequency	--	--	2459.200	MHz	INFO



TX emissions

### READ SA SETTINGS:

RefLevel [dBm]   RefLevelOffset [dB]   InpAtt [dB]	10.08   0   30
Start [MHz]   Stop [MHz]	24530.000   25030.000
RBW [MHz]   VBW [MHz]	0.100000   0.300000
Detector   TraceMode	POS   MAXH
Sweep: time [ms]   count   points per Section   type	200   25   2001   SWE



TX emissions band zoomed

## RESULT

DESCRIPTION	LOWER LIMIT	UPPER LIMIT	MEASURED	UNIT	VERDICT
Reference @ 2460.75 MHz	--	--	2.14	dBm	INFO
No peaks detected	--	--			PASS
Lowest margin to limit 24930 MHz	0	--	3.57	dB	INFO

Verdict

PASS

## FCC 15.247 # TX spurious conducted 30dBc ~ WLAN2G4 g mode

### References

TC start	16.10.2023 15:51:03
Ambit temp [°C]   humidity [rel%]	27.6   26
System version	4.6.2.0
Standard   Version	FCC 15.247   NI
Method	IF DTS then 8.5 DTS emissions in non-restricted frequency bands: Subclause 11.11 of ANSI C63.10 is applicable
Description	FCC 15.247 TX Emissions Conducted 30dBc DTS - WLAN2G4 g mode
Information	

### EUT Common Settings WLAN2G4

Number of Antenna Ports	2
User Interaction	No

### Test Parameter

Technology to test	WLAN2G4 g mode
Antenna port used	2
Temperature	nom
Voltage	nom
Frequency low to test	False   Freq [MHz] 2412
Frequency mid to test	False   Freq [MHz] 2437
Frequency high to test	True   Freq [MHz] 2462
Auto control enabled power supply   Climatic Box	No   No
Additional path loss [dB]	0.7
Full path name   type	EUT - SignalingUnit - SpectrumAnalyzer

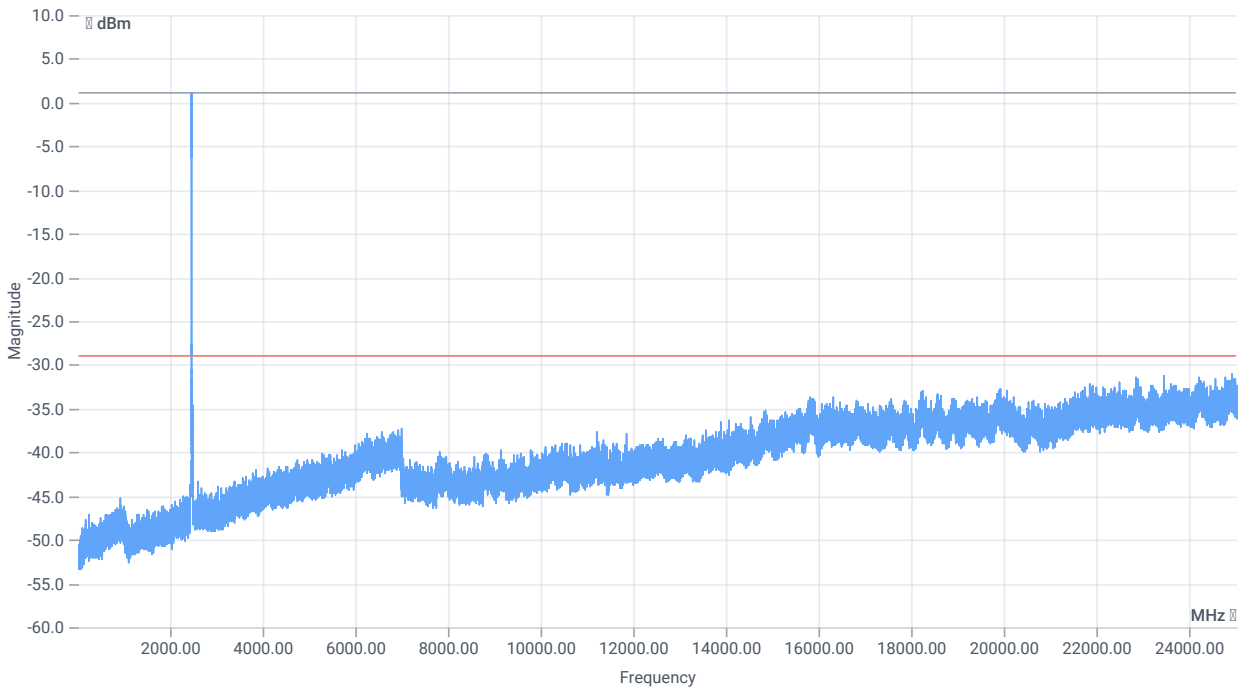
### Equipment

Signal analyzer,Rohde&Schwarz,FSV-40,1307.9002K40/101042,3.70
Switch matrix,CTCadvanced,SPM-4 NI DAQ,28016133,NI

## Test at TX 2462 MHz

RESULT: Reference Power cond.

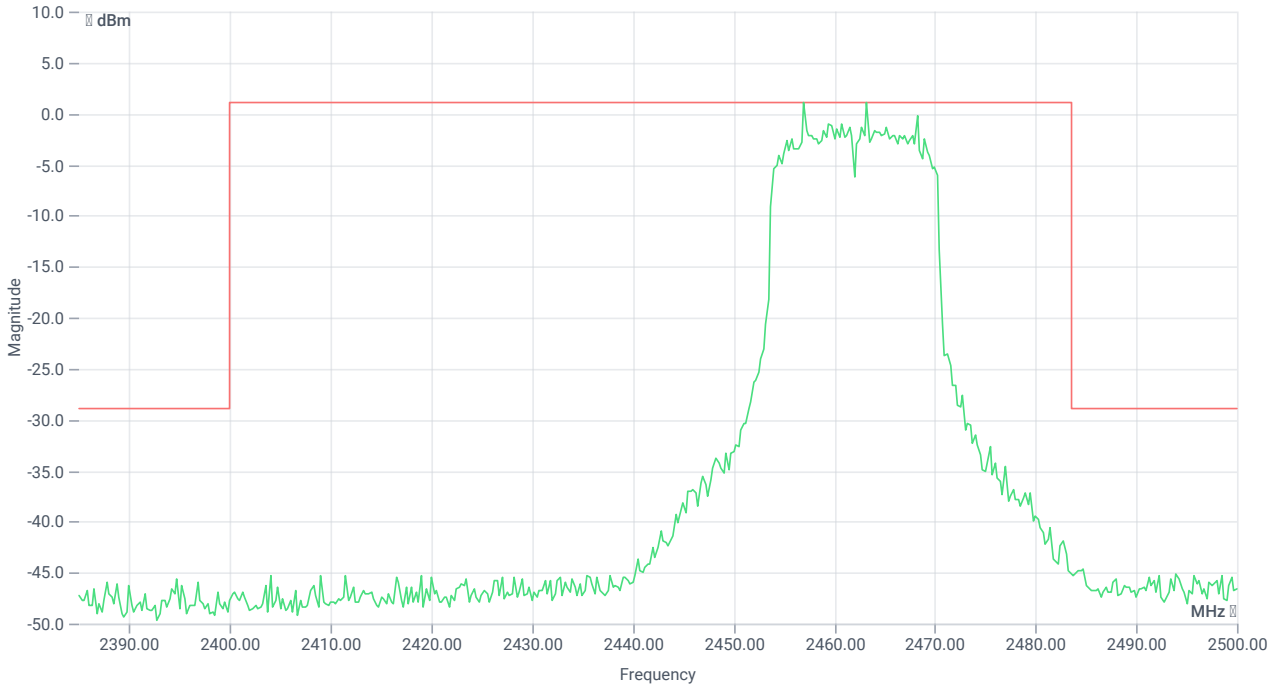
DESCRIPTION	LOWER LIMIT	UPPER LIMIT	MEASURED	UNIT	VERDICT
Ref. Power 1MHz/1MHz cond.	--	--	10.42	dBm	INFO
Ref. Frequency	--	--	2464.800	MHz	INFO



TX emissions

### READ SA SETTINGS:

RefLevel [dBm]   RefLevelOffset [dB]   InpAtt [dB]	10.42   0   30
Start [MHz]   Stop [MHz]	24530.000   25030.000
RBW [MHz]   VBW [MHz]	0.100000   0.300000
Detector   TraceMode	POS   MAXH
Sweep: time [ms]   count   points per Section   type	200   25   2001   SWE



TX emissions band zoomed

## RESULT

DESCRIPTION	LOWER LIMIT	UPPER LIMIT	MEASURED	UNIT	VERDICT
Reference @ 2463.25 MHz	--	--	1.07	dBm	INFO
No peaks detected	--	--			PASS
Lowest margin to limit 30 MHz	0	--	-149.03	dB	INFO

Verdict

PASS

# FCC 15.247 # TX spurious conducted 30dBc ~ WLAN2G4 n-HT20 mode

## References

TC start	16.10.2023 16:04:39
Ambit temp [°C]   humidity [rel%]	27.0   26
System version	4.6.2.0
Standard   Version	FCC 15.247   NI
Method	IF DTS then 8.5 DTS emissions in non-restricted frequency bands: Subclause 11.11 of ANSI C63.10 is applicable
Description	FCC 15.247 TX Emissions Conducted 30dBc DTS DTS - WLAN2G4 n-HT20 mode
Information	

## EUT Common Settings WLAN2G4

Number of Antenna Ports	2
User Interaction	No

## Test Parameter

Technology to test	WLAN2G4 n-HT20 mode
Antenna port used	1
Temperature	nom
Voltage	nom
Frequency low to test	True   Freq [MHz] 2412
Frequency mid to test	False   Freq [MHz] 2437
Frequency high to test	False   Freq [MHz] 2462
Auto control enabled power supply   Climatic Box	No   No
Additional path loss [dB]	0.7
Full path name   type	EUT - SignalingUnit - SpectrumAnalyzer

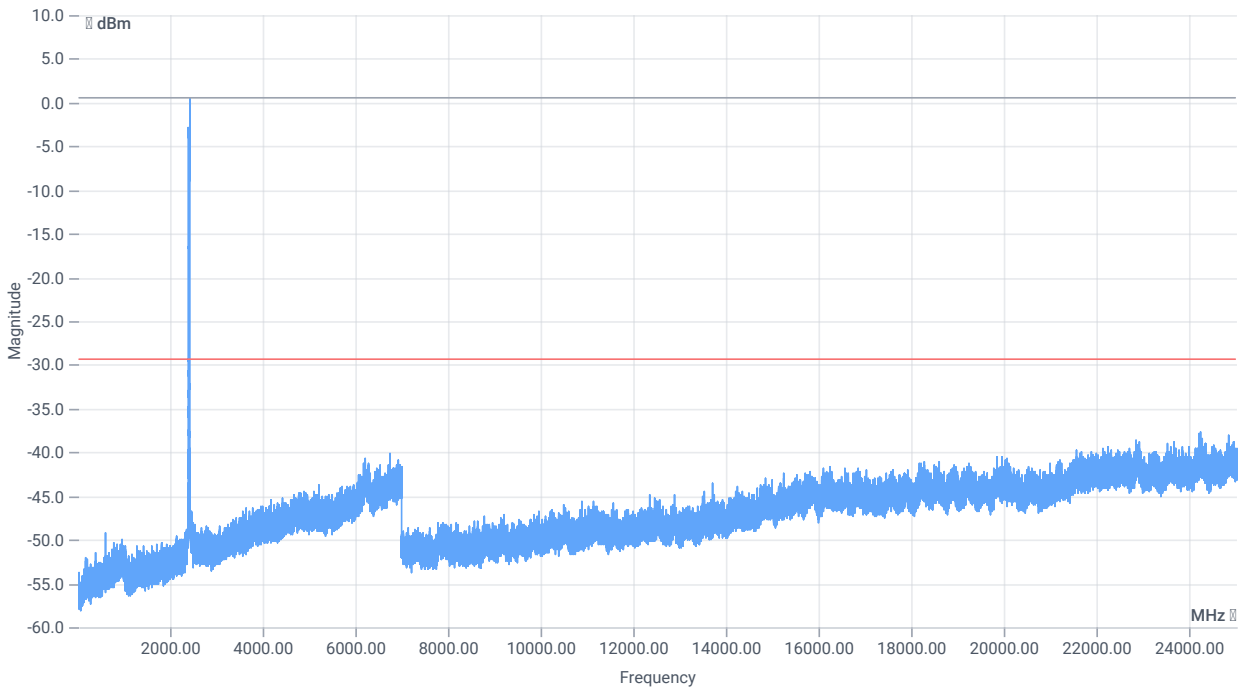
## Equipment

Signal analyzer,Rohde&Schwarz,FSV-40,1307.9002K40/101042,3.70
Switch matrix,CTCadvanced,SPM-4 NI DAQ,28016133,NI

## Test at TX 2412 MHz

RESULT: Reference Power cond.

DESCRIPTION	LOWER LIMIT	UPPER LIMIT	MEASURED	UNIT	VERDICT
Ref. Power 1MHz/1MHz cond.	--	--	8.98	dBm	INFO
Ref. Frequency	--	--	2408.800	MHz	INFO

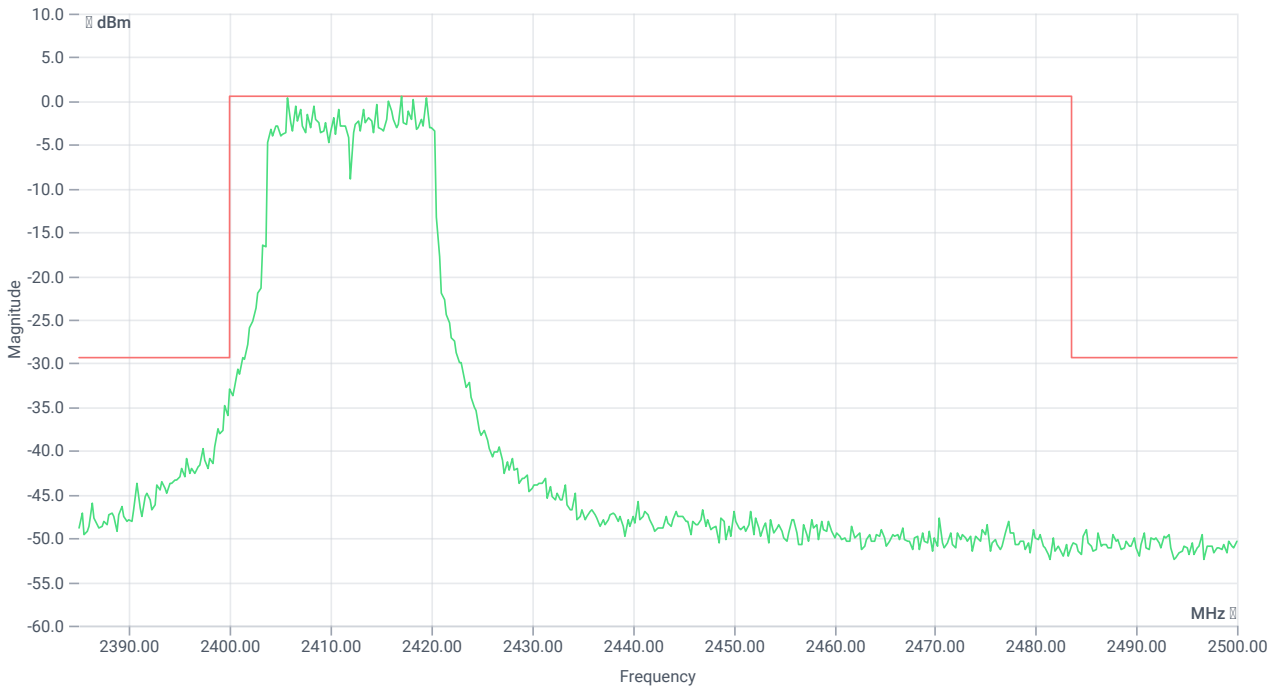


TX emissions

### READ SA SETTINGS:

RefLevel [dBm]   RefLevelOffset [dB]   InpAtt [dB]	8.98   0   25
Start [MHz]   Stop [MHz]	24530.000   25030.000
RBW [MHz]   VBW [MHz]	0.100000   0.300000
Detector   TraceMode	POS   MAXH
Sweep: time [ms]   count   points per Section   type	200   25   2001   SWE





TX emissions band zoomed

## RESULT

DESCRIPTION	LOWER LIMIT	UPPER LIMIT	MEASURED	UNIT	VERDICT
Reference @ 2417.00 MHz	--	--	0.61	dBm	INFO
No peaks detected	--	--			PASS
Lowest margin to limit 2399.5 MHz	0	--	5.48	dB	INFO

Verdict

PASS

## FCC 15.247 # TX spurious conducted 30dBc ~ WLAN2G4 n-HT20 mode

### References

TC start	16.10.2023 16:14:52
Ambit temp [°C]   humidity [rel%]	27.3   27
System version	4.6.2.0
Standard   Version	FCC 15.247   NI
Method	IF DTS then 8.5 DTS emissions in non-restricted frequency bands: Subclause 11.11 of ANSI C63.10 is applicable
Description	FCC 15.247 TX Emissions Conducted 30dBc DTS DTS - WLAN2G4 n-HT20 mode
Information	

### EUT Common Settings WLAN2G4

Number of Antenna Ports	2
User Interaction	No

### Test Parameter

Technology to test	WLAN2G4 n-HT20 mode
Antenna port used	2
Temperature	nom
Voltage	nom
Frequency low to test	True   Freq [MHz] 2412
Frequency mid to test	False   Freq [MHz] 2437
Frequency high to test	False   Freq [MHz] 2462
Auto control enabled power supply   Climatic Box	No   No
Additional path loss [dB]	0.7
Full path name   type	EUT - SignalingUnit - SpectrumAnalyzer

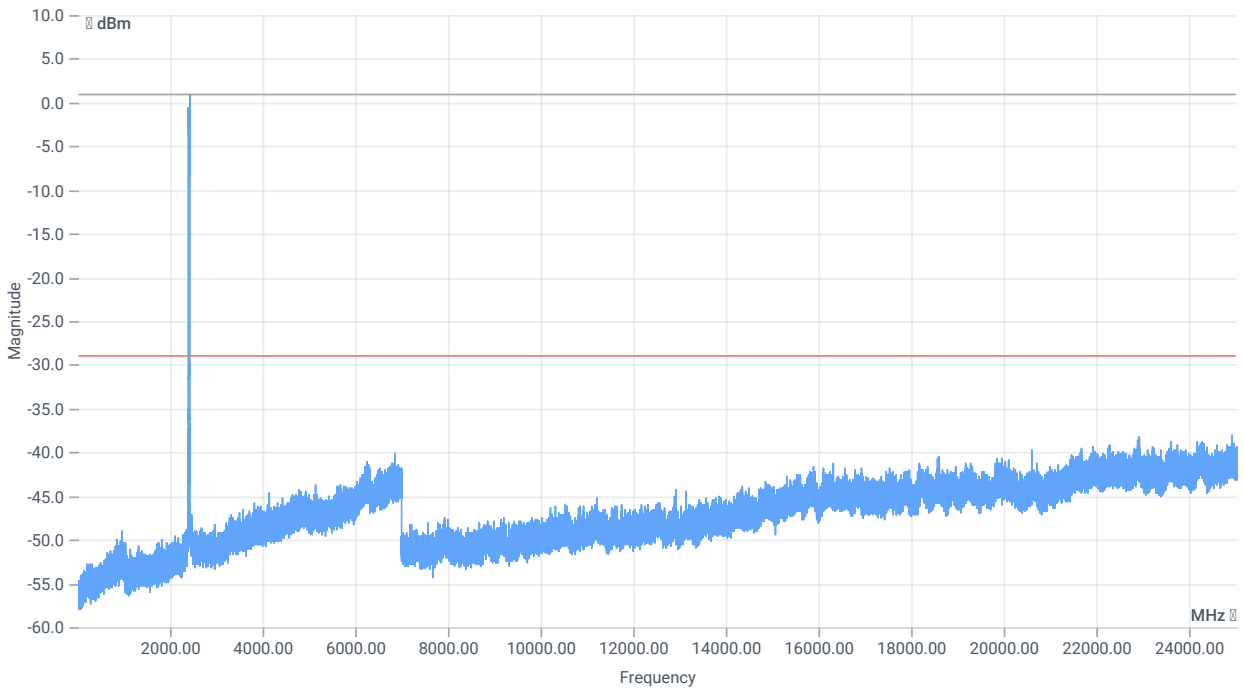
### Equipment

Signal analyzer,Rohde&Schwarz,FSV-40,1307.9002K40/101042,3.70
Switch matrix,CTCadvanced,SPM-4 NI DAQ,28016133,NI

## Test at TX 2412 MHz

RESULT: Reference Power cond.

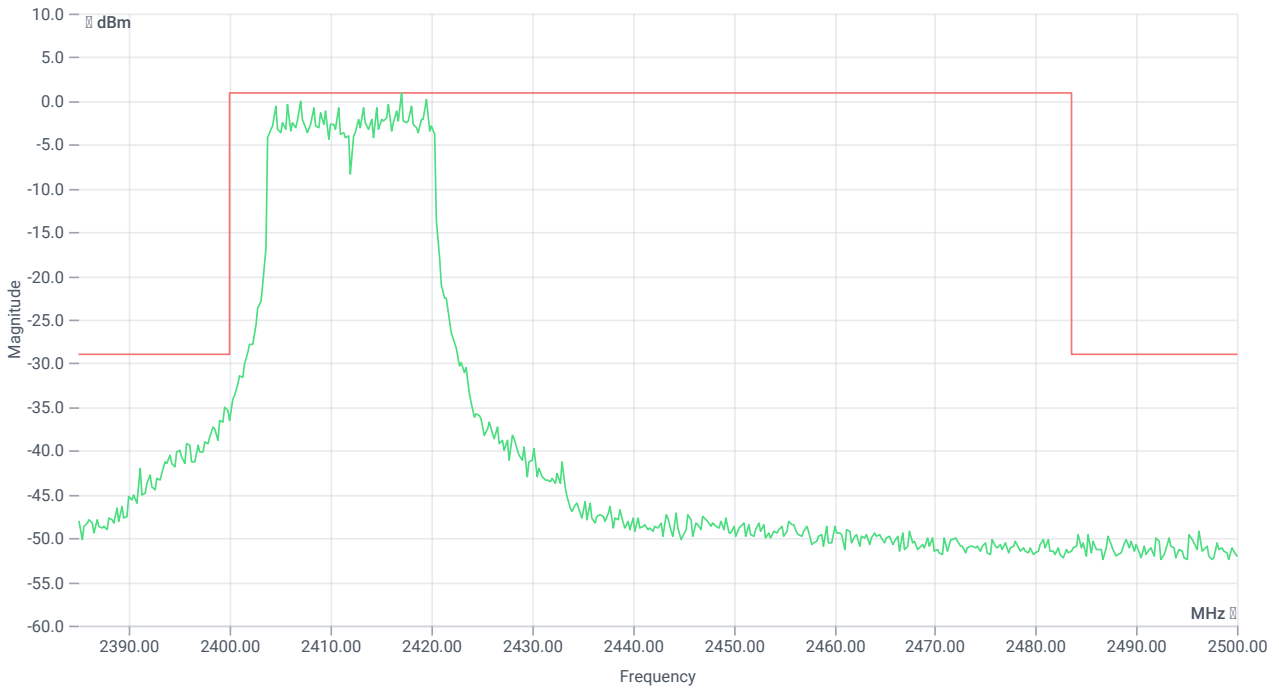
DESCRIPTION	LOWER LIMIT	UPPER LIMIT	MEASURED	UNIT	VERDICT
Ref. Power 1MHz/1MHz cond.	--	--	9.35	dBm	INFO
Ref. Frequency	--	--	2416.900	MHz	INFO



TX emissions

### READ SA SETTINGS:

RefLevel [dBm]   RefLevelOffset [dB]   InpAtt [dB]	9.35   0   25
Start [MHz]   Stop [MHz]	24530.000   25030.000
RBW [MHz]   VBW [MHz]	0.100000   0.300000
Detector   TraceMode	POS   MAXH
Sweep: time [ms]   count   points per Section   type	200   25   2001   SWE



TX emissions band zoomed

## RESULT

DESCRIPTION	LOWER LIMIT	UPPER LIMIT	MEASURED	UNIT	VERDICT
Reference @ 2417.00 MHz	--	--	1.01	dBm	INFO
No peaks detected	--	--			PASS
Lowest margin to limit 30 MHz	0	--	-144.07	dB	INFO

Verdict

PASS

## FCC 15.247 # TX spurious conducted 30dBc ~ WLAN2G4 n-HT20 mode

### References

TC start	16.10.2023 16:25:37
Ambit temp [°C]   humidity [rel%]	27.6   27
System version	4.6.2.0
Standard   Version	FCC 15.247   NI
Method	IF DTS then 8.5 DTS emissions in non-restricted frequency bands: Subclause 11.11 of ANSI C63.10 is applicable
Description	FCC 15.247 TX Emissions Conducted 30dBc DTS DTS - WLAN2G4 n-HT20 mode
Information	

### EUT Common Settings WLAN2G4

Number of Antenna Ports	2
User Interaction	No

### Test Parameter

Technology to test	WLAN2G4 n-HT20 mode
Antenna port used	1
Temperature	nom
Voltage	nom
Frequency low to test	False   Freq [MHz] 2412
Frequency mid to test	True   Freq [MHz] 2437
Frequency high to test	False   Freq [MHz] 2462
Auto control enabled power supply   Climatic Box	No   No
Additional path loss [dB]	0.7
Full path name   type	EUT - SignalingUnit - SpectrumAnalyzer

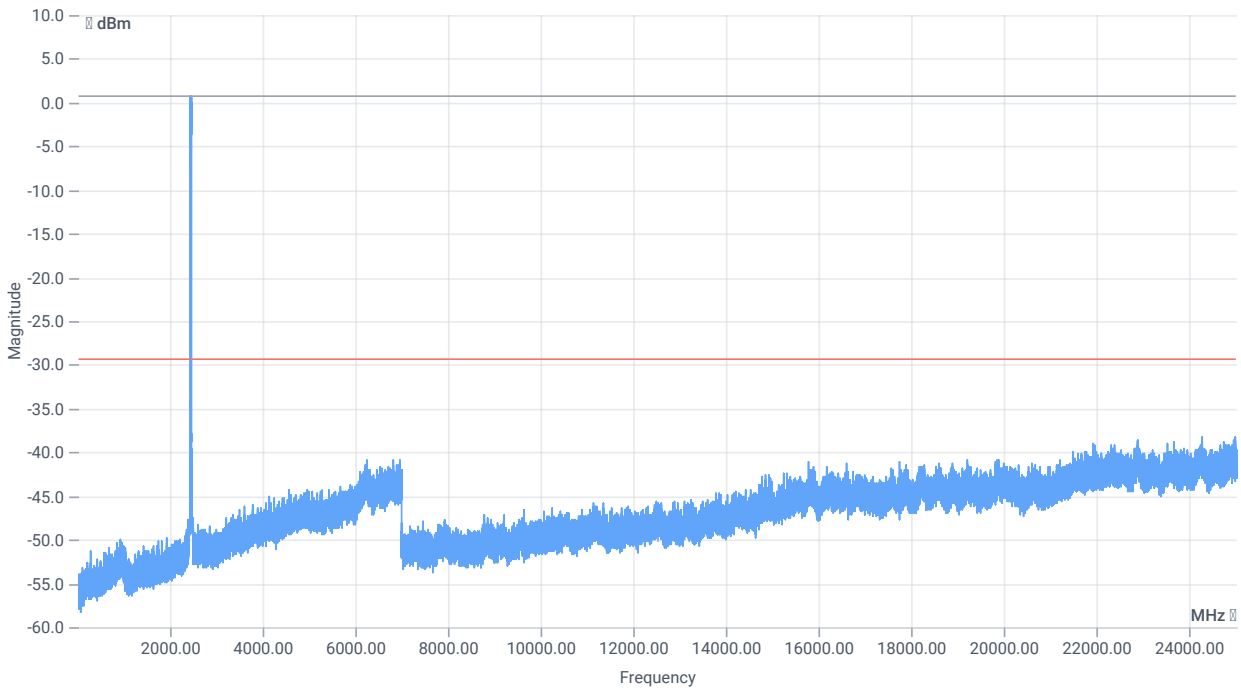
### Equipment

Signal analyzer,Rohde&Schwarz,FSV-40,1307.9002K40/101042,3.70
Switch matrix,CTCadvanced,SPM-4 NI DAQ,28016133,NI

### Test at TX 2437 MHz

RESULT: Reference Power cond.

DESCRIPTION	LOWER LIMIT	UPPER LIMIT	MEASURED	UNIT	VERDICT
Ref. Power 1MHz/1MHz cond.	--	--	8.85	dBm	INFO
Ref. Frequency	--	--	2431.710	MHz	INFO



### READ SA SETTINGS:

RefLevel [dBm]   RefLevelOffset [dB]   InpAtt [dB]	8.85   0   25
Start [MHz]   Stop [MHz]	24530.000   25030.000
RBW [MHz]   VBW [MHz]	0.100000   0.300000
Detector   TraceMode	POS   MAXH
Sweep: time [ms]   count   points per Section   type	200   25   2001   SWE



TX emissions band zoomed

## RESULT

DESCRIPTION	LOWER LIMIT	UPPER LIMIT	MEASURED	UNIT	VERDICT
Reference @ 2430.75 MHz	--	--	0.73	dBm	INFO
No peaks detected	--	--			PASS
Lowest margin to limit 24264.75 MHz	0	--	9	dB	INFO

Verdict

PASS

# FCC 15.247 # TX spurious conducted 30dBc ~ WLAN2G4 n-HT20 mode

## References

TC start	16.10.2023 16:35:49
Ambit temp [°C]   humidity [rel%]	27.8   27
System version	4.6.2.0
Standard   Version	FCC 15.247   NI
Method	IF DTS then 8.5 DTS emissions in non-restricted frequency bands: Subclause 11.11 of ANSI C63.10 is applicable
Description	FCC 15.247 TX Emissions Conducted 30dBc DTS DTS - WLAN2G4 n-HT20 mode
Information	

## EUT Common Settings WLAN2G4

Number of Antenna Ports	2
User Interaction	No

## Test Parameter

Technology to test	WLAN2G4 n-HT20 mode
Antenna port used	2
Temperature	nom
Voltage	nom
Frequency low to test	False   Freq [MHz] 2412
Frequency mid to test	True   Freq [MHz] 2437
Frequency high to test	False   Freq [MHz] 2462
Auto control enabled power supply   Climatic Box	No   No
Additional path loss [dB]	0.7
Full path name   type	EUT - SignalingUnit - SpectrumAnalyzer

## Equipment

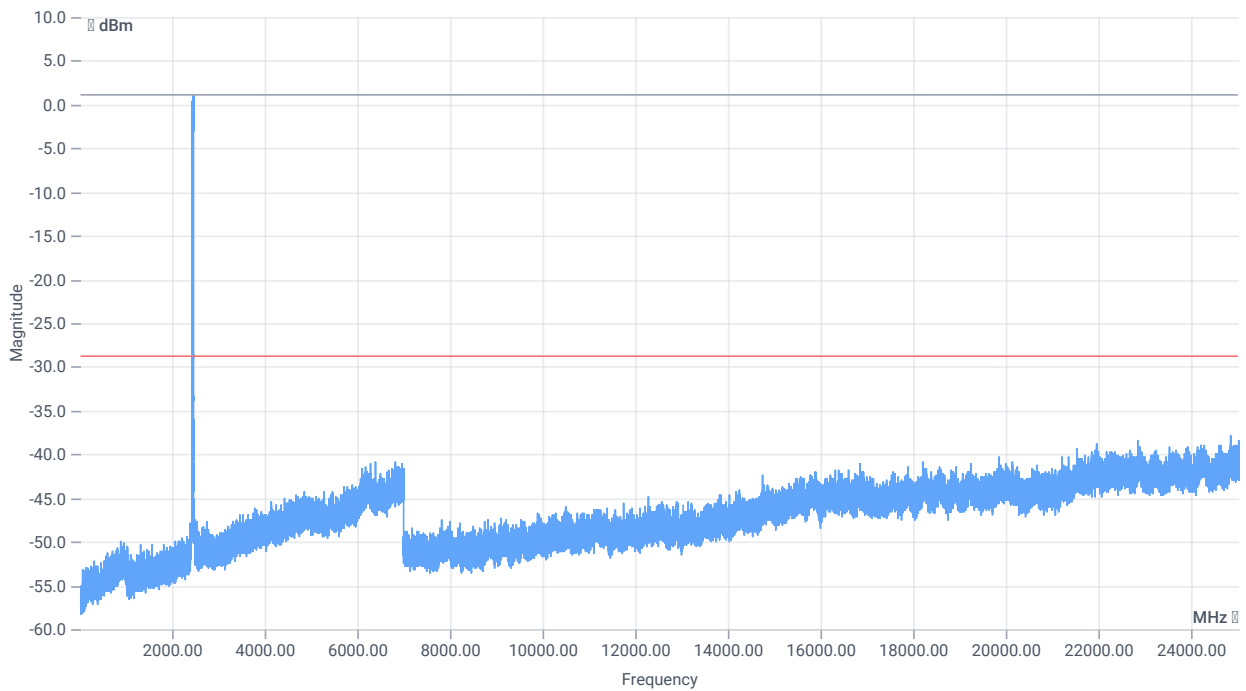
Signal analyzer,Rohde&Schwarz,FSV-40,1307.9002K40/101042,3.70
Switch matrix,CTCadvanced,SPM-4 NI DAQ,28016133,NI



## Test at TX 2437 MHz

RESULT: Reference Power cond.

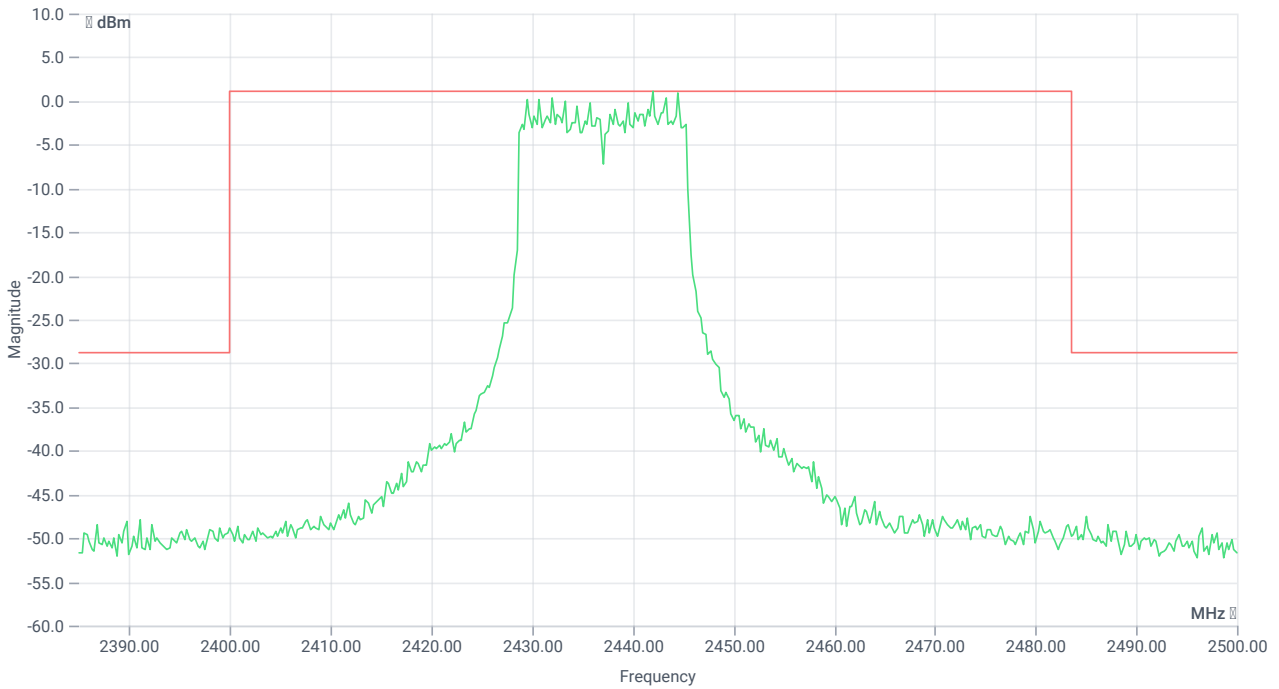
DESCRIPTION	LOWER LIMIT	UPPER LIMIT	MEASURED	UNIT	VERDICT
Ref. Power 1MHz/1MHz cond.	--	--	9.62	dBm	INFO
Ref. Frequency	--	--	2442.000	MHz	INFO



TX emissions

### READ SA SETTINGS:

RefLevel [dBm]   RefLevelOffset [dB]   InpAtt [dB]	9.62   0   25
Start [MHz]   Stop [MHz]	24530.000   25030.000
RBW [MHz]   VBW [MHz]	0.100000   0.300000
Detector   TraceMode	POS   MAXH
Sweep: time [ms]   count   points per Section   type	200   25   2001   SWE



TX emissions band zoomed

## RESULT

DESCRIPTION	LOWER LIMIT	UPPER LIMIT	MEASURED	UNIT	VERDICT
Reference @ 2442.00 MHz	--	--	1.13	dBm	INFO
No peaks detected	--	--			PASS
Lowest margin to limit 24860.5 MHz	0	--	9.08	dB	INFO

Verdict

PASS

# FCC 15.247 # TX spurious conducted 30dBc ~ WLAN2G4 n-HT20 mode

## References

TC start	16.10.2023 16:45:18
Ambit temp [°C]   humidity [rel%]	27.8   26
System version	4.6.2.0
Standard   Version	FCC 15.247   NI
Method	IF DTS then 8.5 DTS emissions in non-restricted frequency bands: Subclause 11.11 of ANSI C63.10 is applicable
Description	FCC 15.247 TX Emissions Conducted 30dBc DTS DTS - WLAN2G4 n-HT20 mode
Information	

## EUT Common Settings WLAN2G4

Number of Antenna Ports	2
User Interaction	No

## Test Parameter

Technology to test	WLAN2G4 n-HT20 mode
Antenna port used	1
Temperature	nom
Voltage	nom
Frequency low to test	False   Freq [MHz] 2412
Frequency mid to test	False   Freq [MHz] 2437
Frequency high to test	True   Freq [MHz] 2462
Auto control enabled power supply   Climatic Box	No   No
Additional path loss [dB]	0.7
Full path name   type	EUT - SignalingUnit - SpectrumAnalyzer

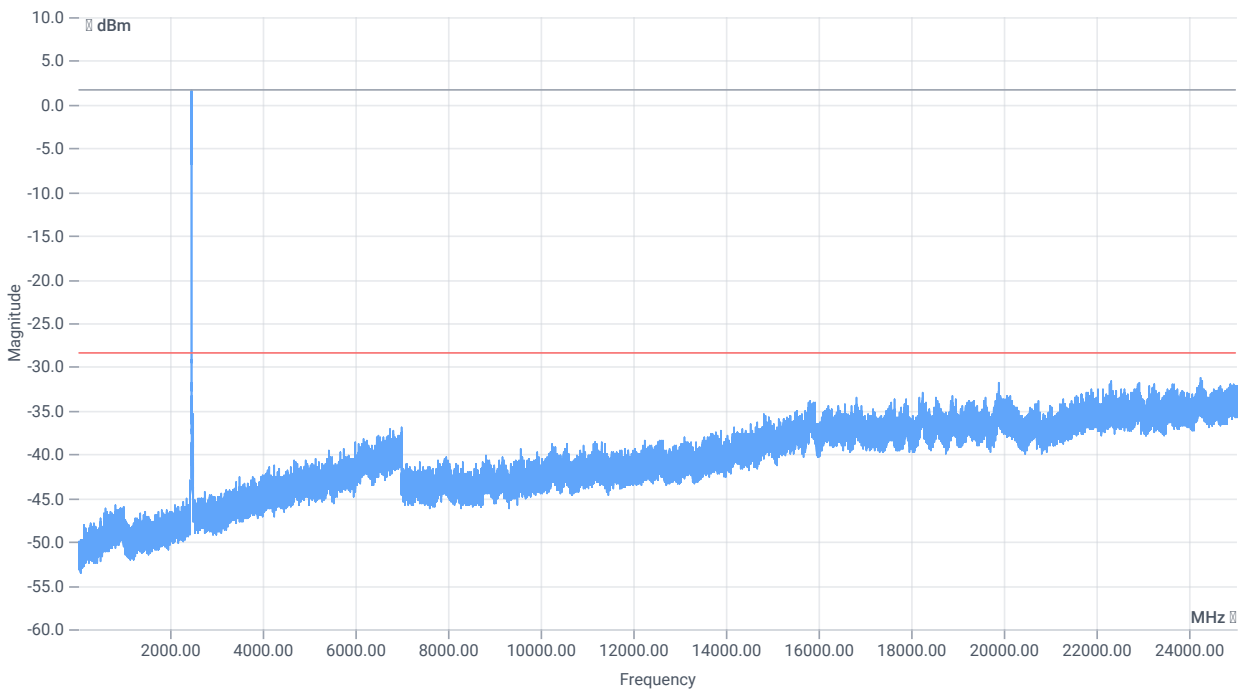
## Equipment

Signal analyzer,Rohde&Schwarz,FSV-40,1307.9002K40/101042,3.70
Switch matrix,CTCadvanced,SPM-4 NI DAQ,28016133,NI

## Test at TX 2462 MHz

RESULT: Reference Power cond.

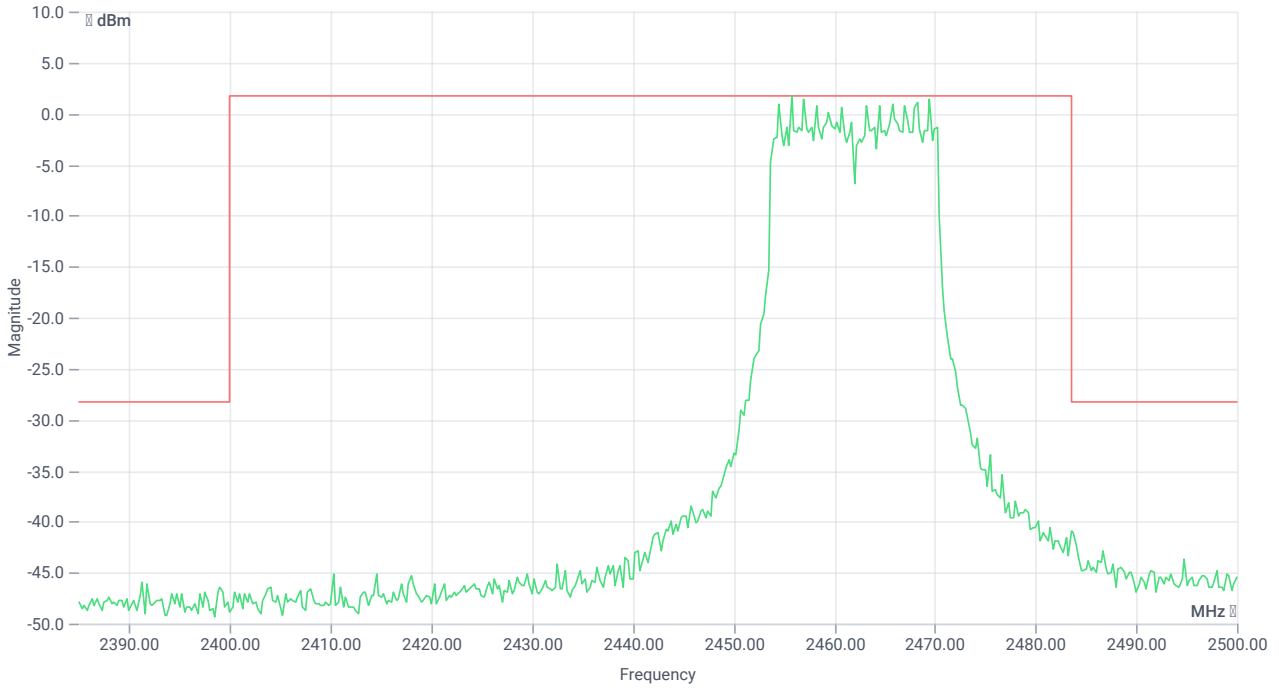
DESCRIPTION	LOWER LIMIT	UPPER LIMIT	MEASURED	UNIT	VERDICT
Ref. Power 1MHz/1MHz cond.	--	--	10.40	dBm	INFO
Ref. Frequency	--	--	2467.290	MHz	INFO



TX emissions

### READ SA SETTINGS:

RefLevel [dBm]   RefLevelOffset [dB]   InpAtt [dB]	10.40   0   30
Start [MHz]   Stop [MHz]	24530.000   25030.000
RBW [MHz]   VBW [MHz]	0.100000   0.300000
Detector   TraceMode	POS   MAXH
Sweep: time [ms]   count   points per Section   type	200   25   2001   SWE



TX emissions band zoomed

## RESULT

DESCRIPTION	LOWER LIMIT	UPPER LIMIT	MEASURED	UNIT	VERDICT
Reference @ 2455.75 MHz	--	--	1.66	dBm	INFO
No peaks detected	--	--			PASS
Lowest margin to limit 24229.5 MHz	0	--	2.83	dB	INFO

Verdict

PASS

## FCC 15.247 # TX spurious conducted 30dBc ~ WLAN2G4 n-HT20 mode

### References

TC start	16.10.2023 16:55:29
Ambit temp [°C]   humidity [rel%]	28.0   27
System version	4.6.2.0
Standard   Version	FCC 15.247   NI
Method	IF DTS then 8.5 DTS emissions in non-restricted frequency bands: Subclause 11.11 of ANSI C63.10 is applicable
Description	FCC 15.247 TX Emissions Conducted 30dBc DTS DTS - WLAN2G4 n-HT20 mode
Information	

### EUT Common Settings WLAN2G4

Number of Antenna Ports	2
User Interaction	No

### Test Parameter

Technology to test	WLAN2G4 n-HT20 mode
Antenna port used	2
Temperature	nom
Voltage	nom
Frequency low to test	False   Freq [MHz] 2412
Frequency mid to test	False   Freq [MHz] 2437
Frequency high to test	True   Freq [MHz] 2462
Auto control enabled power supply   Climatic Box	No   No
Additional path loss [dB]	0.7
Full path name   type	EUT - SignalingUnit - SpectrumAnalyzer

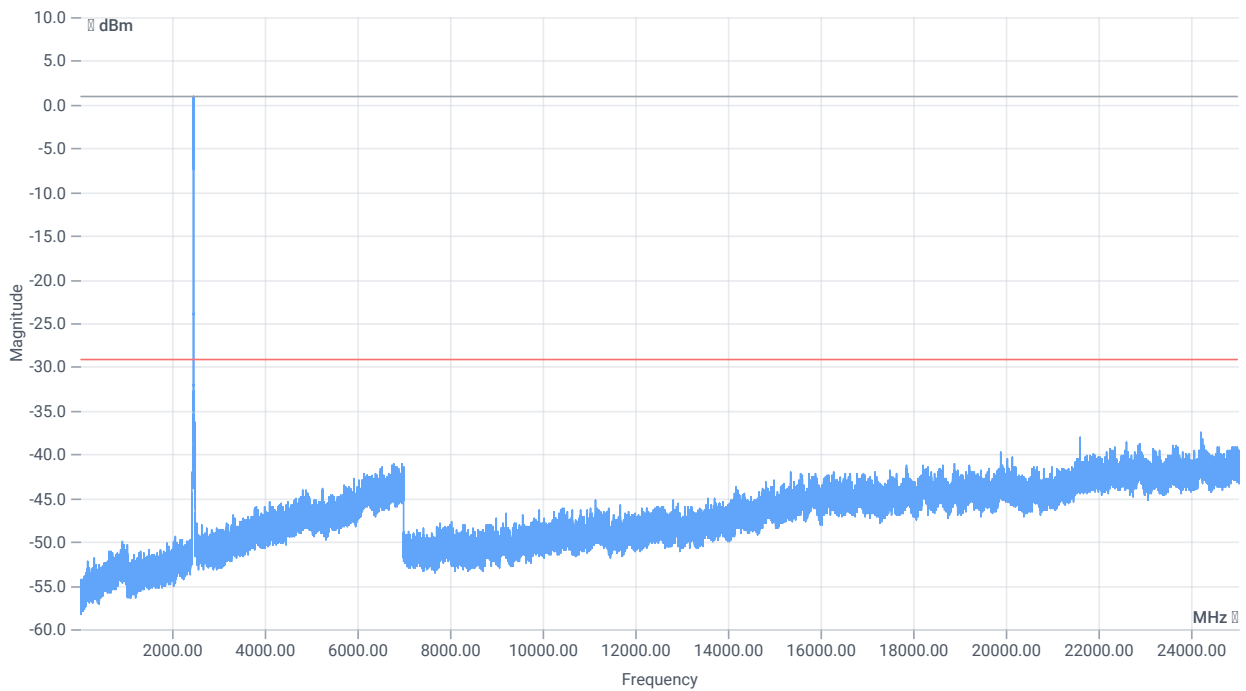
### Equipment

Signal analyzer,Rohde&Schwarz,FSV-40,1307.9002K40/101042,3.70
Switch matrix,CTCadvanced,SPM-4 NI DAQ,28016133,NI

## Test at TX 2462 MHz

RESULT: Reference Power cond.

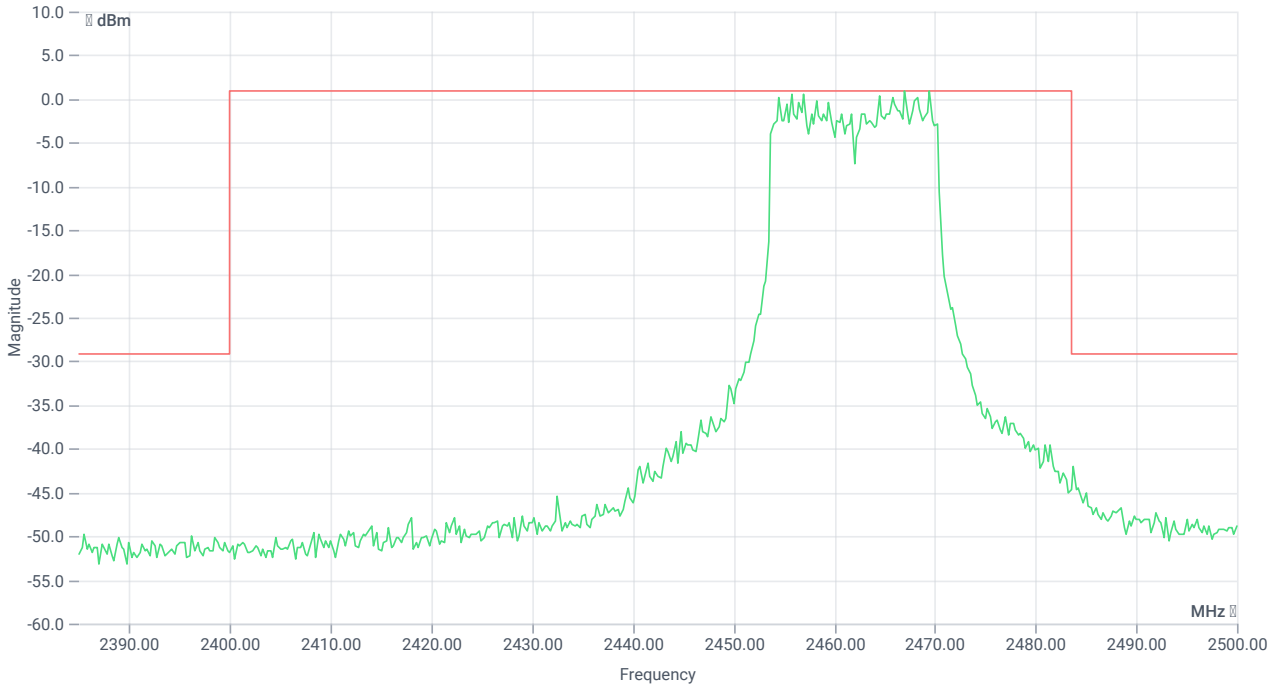
DESCRIPTION	LOWER LIMIT	UPPER LIMIT	MEASURED	UNIT	VERDICT
Ref. Power 1MHz/1MHz cond.	--	--	9.83	dBm	INFO
Ref. Frequency	--	--	2456.610	MHz	INFO



TX emissions

### READ SA SETTINGS:

RefLevel [dBm]   RefLevelOffset [dB]   InpAtt [dB]	9.83   0   25
Start [MHz]   Stop [MHz]	24530.000   25030.000
RBW [MHz]   VBW [MHz]	0.100000   0.300000
Detector   TraceMode	POS   MAXH
Sweep: time [ms]   count   points per Section   type	200   25   2001   SWE



TX emissions band zoomed

## RESULT

DESCRIPTION	LOWER LIMIT	UPPER LIMIT	MEASURED	UNIT	VERDICT
Reference @ 2467.00 MHz	--	--	0.93	dBm	INFO
No peaks detected	--	--			PASS
Lowest margin to limit 24222.75 MHz	0	--	8.4	dB	INFO

Verdict

PASS

- END OF DOCUMENT -