

Conducted test results

No.1-6579/23-01-11_TR1-A201

October 30, 2023

Test Standard(s) FCC 15.247 - NI
 FCC 15.247, ISED RSS247 - NI

This document is electronically signed and valid without handwritten signature.
Public keys for verification of the electronic signatures can be requested at the testing laboratory.

p.o.

Authorized

Andreas Curette

Testing Manager
Radio Labs

Table of Content

FCC 15.247 # Carrier frequency separation FHSS ~ BT Classic Basic rate	3
FCC 15.247 # Number of hopping channels FHSS ~ BT Classic Basic rate	7
FCC 15.247 # Maximum peak conducted output power FHSS ~ BT Classic Basic rate	14
FCC 15.247, ISED RSS247 # Bandwidth 99PCT and 20dB ~ BT Classic Basic rate	18
FCC 15.247 # TX spurious conducted 20dBc ~ BT Classic Basic rate	23
FCC 15.247 # Maximum peak conducted output power FHSS ~ BT Classic Basic rate	27
FCC 15.247, ISED RSS247 # Bandwidth 99PCT and 20dB ~ BT Classic Basic rate	31
FCC 15.247 # TX spurious conducted 20dBc ~ BT Classic Basic rate	36
FCC 15.247 # Maximum peak conducted output power FHSS ~ BT Classic Basic rate	40
FCC 15.247, ISED RSS247 # Bandwidth 99PCT and 20dB ~ BT Classic Basic rate	44
FCC 15.247 # TX spurious conducted 20dBc ~ BT Classic Basic rate	49
FCC 15.247 # Maximum peak conducted output power FHSS ~ BT Classic EDR Pi/4DQPSK	53
FCC 15.247, ISED RSS247 # Bandwidth 99PCT and 20dB ~ BT Classic EDR Pi/4DQPSK	57
FCC 15.247 # TX spurious conducted 20dBc ~ BT Classic EDR Pi/4DQPSK	62
FCC 15.247 # Maximum peak conducted output power FHSS ~ BT Classic EDR Pi/4DQPSK	66
FCC 15.247, ISED RSS247 # Bandwidth 99PCT and 20dB ~ BT Classic EDR Pi/4DQPSK	70
FCC 15.247 # TX spurious conducted 20dBc ~ BT Classic EDR Pi/4DQPSK	75
FCC 15.247 # TX spurious conducted 20dBc ~ BT Classic EDR Pi/4DQPSK	79
FCC 15.247, ISED RSS247 # Bandwidth 99PCT and 20dB ~ BT Classic EDR Pi/4DQPSK	83
FCC 15.247 # Maximum peak conducted output power FHSS ~ BT Classic EDR Pi/4DQPSK	88
FCC 15.247, ISED RSS247 # Bandwidth 99PCT and 20dB ~ BT Classic EDR 8DPSK	92
FCC 15.247 # Maximum peak conducted output power FHSS ~ BT Classic EDR 8DPSK	97
FCC 15.247 # TX spurious conducted 20dBc ~ BT Classic EDR 8DPSK	101
FCC 15.247 # Maximum peak conducted output power FHSS ~ BT Classic EDR 8DPSK	105
FCC 15.247, ISED RSS247 # Bandwidth 99PCT and 20dB ~ BT Classic EDR 8DPSK	109
FCC 15.247 # TX spurious conducted 20dBc ~ BT Classic EDR 8DPSK	114
FCC 15.247 # Maximum peak conducted output power FHSS ~ BT Classic EDR 8DPSK	118
FCC 15.247, ISED RSS247 # Bandwidth 99PCT and 20dB ~ BT Classic EDR 8DPSK	122
FCC 15.247 # TX spurious conducted 20dBc ~ BT Classic EDR 8DPSK	127

FCC 15.247 # Carrier frequency separation FHSS ~ BT Classic Basic rate

References

TC start	10.08.2023 16:20:10
Ambit temp [°C] humidity [rel%]	0.0 0
System version	4.6.1.0
Standard Version	FCC 15.247 NI
Method	
Description	FCC 15.247 Carrier Frequency Separation FHSS - BT Classic Basic Rate
Information	

EUT Common Settings BT Classic

Intermodulation Value N	3
Image Freq. Low Mid High [MHz]	0 0 0
Power Class	1
Power Control	No
Longest Supported Packet Type	DH5
RF Supported	Basic Rate True EDR Pi/4DQPSK True EDR 8DPSK True
Testmode	None
Perform Inquiry	Yes
EUT BT Address (if Inquiry No)	0123456789AB
Signaling BT Address	BABEBEDADBAD
Switch Matrix & Pathcompensation enabled	Yes

Test Parameter

Technology to test	BT Classic Basic rate
Antenna port used	1
Temperature	nom
Voltage	nom
Frequency low to test	False Freq [MHz] 2402
Frequency mid to test	False Freq [MHz] 2441
Frequency high to test	False Freq [MHz] 2480
Auto control enabled power supply Climatic Box	No No
Additional path loss [dB]	1.2
Switched path	EUT - SignalingUnit - SpectrumAnalyzer

Equipment

Equipment

Signal analyzer,Rohde&Schwarz,FSV-30,1321.3008K30/103170,3.60

Signaling unit,Rohde&Schwarz,CMW,1201.0002k75/102550,4.0.62

Switch matrix,CTCadvanced,RSM-1 NI DAQ,31534892,NI

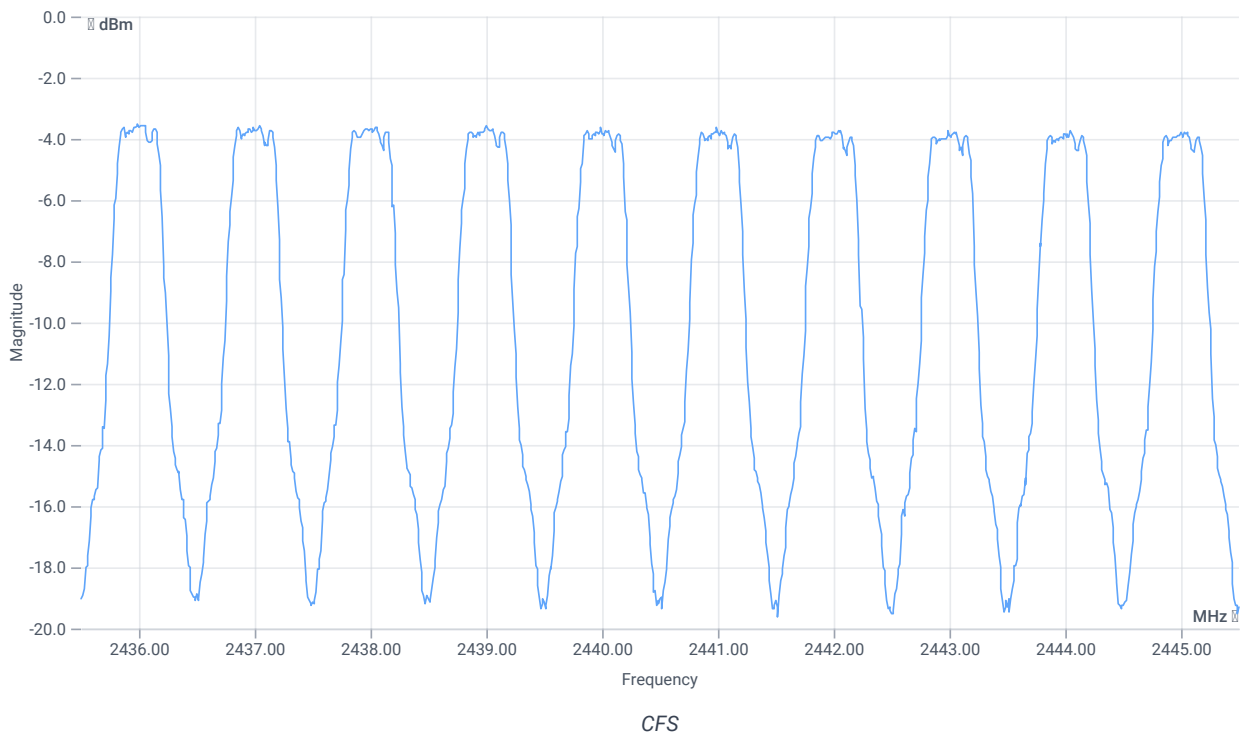
Test at TX hopping MHz

RESULT: Reference Power cond.

DESCRIPTION	LOWER LIMIT	UPPER LIMIT	MEASURED	UNIT	VERDICT
Ref. Power 1MHz/1MHz cond.	--	--	-3.00	dBm	INFO
Ref. Frequency	--	--	2445.090	MHz	INFO

READ SA SETTINGS:

RefLevel [dBm] RefLevelOffset [dB] InpAtt [dB]	2.00 11.86 10
Start [MHz] Stop [MHz]	2435.500 2445.500
RBW [MHz] VBW [MHz]	0.100000 0.300000
Detector TraceMode	POS MAXH
Sweep: time [ms] count points per Section type	1 20000 1001 SWE



RESULT

DESCRIPTION	LOWER LIMIT	UPPER LIMIT	MEASURED	UNIT	VERDICT
1 CFS n to n+1 (rnd)	0.025	--	1	MHz	PASS
1 CFS n to n+1 (rnd)	0.667 (2/3 Nom.BW)	--	1	MHz	PASS
2 CFS n to n+1 (rnd)	0.025	--	1	MHz	PASS
2 CFS n to n+1 (rnd)	0.667 (2/3 Nom.BW)	--	1	MHz	PASS
3 CFS n to n+1 (rnd)	0.025	--	1	MHz	PASS

RESULT

DESCRIPTION	LOWER LIMIT	UPPER LIMIT	MEASURED	UNIT	VERDICT
3 CFS n to n+1 (rnd)	0.667 (2/3 Nom.BW)	--	1	MHz	PASS
4 CFS n to n+1 (rnd)	0.025	--	1	MHz	PASS
4 CFS n to n+1 (rnd)	0.667 (2/3 Nom.BW)	--	1	MHz	PASS
5 CFS n to n+1 (rnd)	0.025	--	1	MHz	PASS
5 CFS n to n+1 (rnd)	0.667 (2/3 Nom.BW)	--	1	MHz	PASS
6 CFS n to n+1 (rnd)	0.025	--	1	MHz	PASS
6 CFS n to n+1 (rnd)	0.667 (2/3 Nom.BW)	--	1	MHz	PASS
7 CFS n to n+1 (rnd)	0.025	--	1	MHz	PASS
7 CFS n to n+1 (rnd)	0.667 (2/3 Nom.BW)	--	1	MHz	PASS
8 CFS n to n+1 (rnd)	0.025	--	1	MHz	PASS
8 CFS n to n+1 (rnd)	0.667 (2/3 Nom.BW)	--	1	MHz	PASS
9 CFS n to n+1 (rnd)	0.025	--	1	MHz	PASS
9 CFS n to n+1 (rnd)	0.667 (2/3 Nom.BW)	--	1	MHz	PASS
Carrier Freq. (rnd)	--	--	2436	MHz	INFO
Carrier Freq. (rnd)	--	--	2437	MHz	INFO
Carrier Freq. (rnd)	--	--	2438	MHz	INFO
Carrier Freq. (rnd)	--	--	2439	MHz	INFO
Carrier Freq. (rnd)	--	--	2440	MHz	INFO
Carrier Freq. (rnd)	--	--	2441	MHz	INFO
Carrier Freq. (rnd)	--	--	2442	MHz	INFO
Carrier Freq. (rnd)	--	--	2443	MHz	INFO
Carrier Freq. (rnd)	--	--	2444	MHz	INFO
Carrier Freq. (rnd)	--	--	2445	MHz	INFO

Verdict

PASS

FCC 15.247 # Number of hopping channels FHSS ~ BT Classic Basic rate

References

TC start	10.08.2023 13:10:12
Ambit temp [°C] humidity [rel%]	0.0 0
System version	4.6.1.0
Standard Version	FCC 15.247 NI
Method	
Description	FCC 15.247 Number Of Hopping Channels FHSS - BT Classic Basic Rate
Information	

EUT Common Settings BT Classic

Intermodulation Value N	3
Image Freq. Low Mid High [MHz]	0 0 0
Power Class	1
Power Control	No
Longest Supported Packet Type	DH5
RF Supported	Basic Rate True EDR Pi/4DQPSK True EDR 8DPSK True
Testmode	None
Perform Inquiry	Yes
EUT BT Address (if Inquiry No)	0123456789AB
Signaling BT Address	BABEBEDADBAD
Switch Matrix & Pathcompensation enabled	Yes

Test Parameter

Technology to test	BT Classic Basic rate
Antenna port used	1
Temperature	nom
Voltage	nom
Frequency low to test	False Freq [MHz] 2402
Frequency mid to test	False Freq [MHz] 2441
Frequency high to test	False Freq [MHz] 2480
Auto control enabled power supply Climatic Box	No No
Additional path loss [dB]	1.2
Switched path	EUT - SignalingUnit - SpectrumAnalyzer

Equipment

Equipment

Signal analyzer,Rohde&Schwarz,FSV-30,1321.3008K30/103170,3.60

Signaling unit,Rohde&Schwarz,CMW,1201.0002k75/102550,4.0.62

Switch matrix,CTCadvanced,RSM-1 NI DAQ,31534892,NI

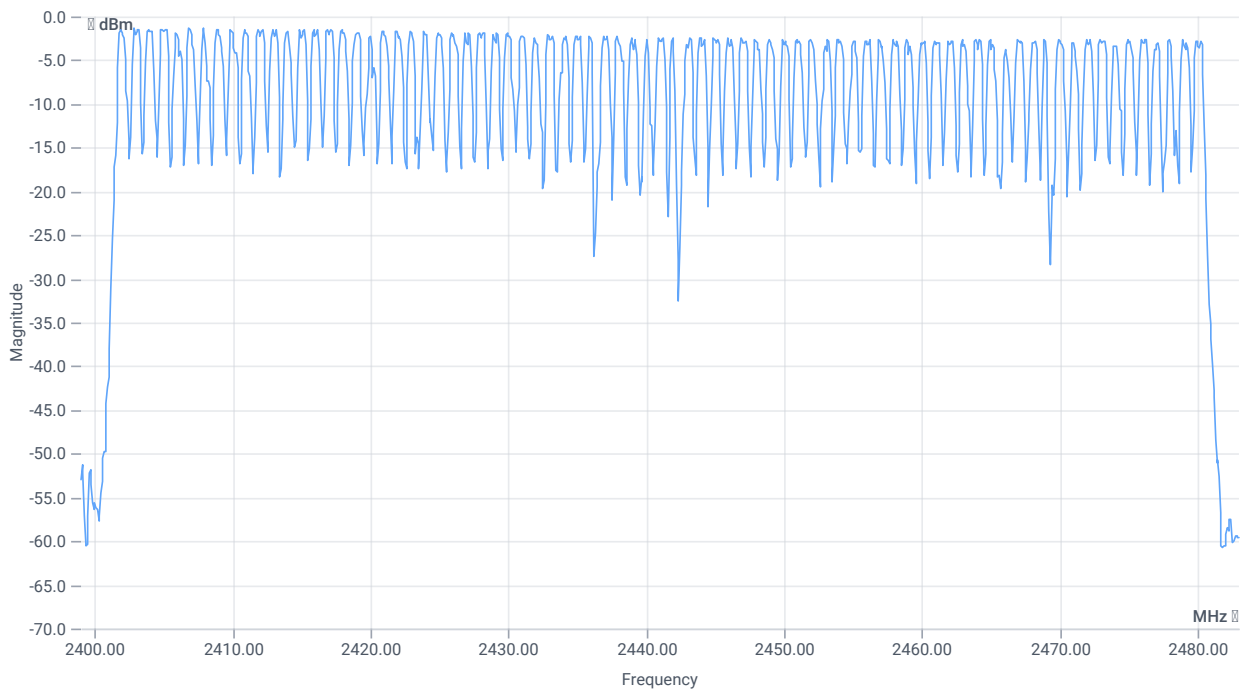
Test at TX hopping MHz

RESULT: Reference Power cond.

DESCRIPTION	LOWER LIMIT	UPPER LIMIT	MEASURED	UNIT	VERDICT
Ref. Power 1MHz/1MHz cond.	--	--	-1.35	dBm	INFO
Ref. Frequency	--	--	2411.130	MHz	INFO

READ SA SETTINGS:

RefLevel [dBm] RefLevelOffset [dB] InpAtt [dB]	3.65 11.86 10
Start [MHz] Stop [MHz]	2399.000 2483.000
RBW [MHz] VBW [MHz]	0.200000 0.500000
Detector TraceMode	POS MAXH
Sweep: time [ms] count points per Section type	1 10000 1001 SWE



Number of hopping channels

RESULT

DESCRIPTION	LOWER LIMIT	UPPER LIMIT	MEASURED	UNIT	VERDICT
Hopp channel (rounded)	--	--	2402	MHz	INFO
Hopp channel (rounded)	--	--	2403	MHz	INFO
Hopp channel (rounded)	--	--	2404	MHz	INFO

RESULT

DESCRIPTION	LOWER LIMIT	UPPER LIMIT	MEASURED	UNIT	VERDICT
Hopp channel (rounded)	--	--	2405	MHz	INFO
Hopp channel (rounded)	--	--	2406	MHz	INFO
Hopp channel (rounded)	--	--	2407	MHz	INFO
Hopp channel (rounded)	--	--	2408	MHz	INFO
Hopp channel (rounded)	--	--	2409	MHz	INFO
Hopp channel (rounded)	--	--	2410	MHz	INFO
Hopp channel (rounded)	--	--	2411	MHz	INFO
Hopp channel (rounded)	--	--	2412	MHz	INFO
Hopp channel (rounded)	--	--	2413	MHz	INFO
Hopp channel (rounded)	--	--	2414	MHz	INFO
Hopp channel (rounded)	--	--	2415	MHz	INFO
Hopp channel (rounded)	--	--	2416	MHz	INFO
Hopp channel (rounded)	--	--	2417	MHz	INFO
Hopp channel (rounded)	--	--	2418	MHz	INFO
Hopp channel (rounded)	--	--	2419	MHz	INFO
Hopp channel (rounded)	--	--	2420	MHz	INFO
Hopp channel (rounded)	--	--	2421	MHz	INFO
Hopp channel (rounded)	--	--	2422	MHz	INFO
Hopp channel (rounded)	--	--	2423	MHz	INFO
Hopp channel (rounded)	--	--	2424	MHz	INFO
Hopp channel (rounded)	--	--	2425	MHz	INFO
Hopp channel (rounded)	--	--	2426	MHz	INFO
Hopp channel (rounded)	--	--	2427	MHz	INFO
Hopp channel (rounded)	--	--	2428	MHz	INFO
Hopp channel (rounded)	--	--	2429	MHz	INFO

RESULT

DESCRIPTION	LOWER LIMIT	UPPER LIMIT	MEASURED	UNIT	VERDICT
Hopp channel (rounded)	--	--	2430	MHz	INFO
Hopp channel (rounded)	--	--	2431	MHz	INFO
Hopp channel (rounded)	--	--	2432	MHz	INFO
Hopp channel (rounded)	--	--	2433	MHz	INFO
Hopp channel (rounded)	--	--	2434	MHz	INFO
Hopp channel (rounded)	--	--	2435	MHz	INFO
Hopp channel (rounded)	--	--	2436	MHz	INFO
Hopp channel (rounded)	--	--	2437	MHz	INFO
Hopp channel (rounded)	--	--	2438	MHz	INFO
Hopp channel (rounded)	--	--	2439	MHz	INFO
Hopp channel (rounded)	--	--	2440	MHz	INFO
Hopp channel (rounded)	--	--	2441	MHz	INFO
Hopp channel (rounded)	--	--	2442	MHz	INFO
Hopp channel (rounded)	--	--	2443	MHz	INFO
Hopp channel (rounded)	--	--	2444	MHz	INFO
Hopp channel (rounded)	--	--	2445	MHz	INFO
Hopp channel (rounded)	--	--	2446	MHz	INFO
Hopp channel (rounded)	--	--	2447	MHz	INFO
Hopp channel (rounded)	--	--	2448	MHz	INFO
Hopp channel (rounded)	--	--	2449	MHz	INFO
Hopp channel (rounded)	--	--	2450	MHz	INFO
Hopp channel (rounded)	--	--	2451	MHz	INFO
Hopp channel (rounded)	--	--	2452	MHz	INFO
Hopp channel (rounded)	--	--	2453	MHz	INFO
Hopp channel (rounded)	--	--	2454	MHz	INFO

RESULT

DESCRIPTION	LOWER LIMIT	UPPER LIMIT	MEASURED	UNIT	VERDICT
Hopp channel (rounded)	--	--	2455	MHz	INFO
Hopp channel (rounded)	--	--	2456	MHz	INFO
Hopp channel (rounded)	--	--	2457	MHz	INFO
Hopp channel (rounded)	--	--	2458	MHz	INFO
Hopp channel (rounded)	--	--	2459	MHz	INFO
Hopp channel (rounded)	--	--	2460	MHz	INFO
Hopp channel (rounded)	--	--	2461	MHz	INFO
Hopp channel (rounded)	--	--	2462	MHz	INFO
Hopp channel (rounded)	--	--	2463	MHz	INFO
Hopp channel (rounded)	--	--	2464	MHz	INFO
Hopp channel (rounded)	--	--	2465	MHz	INFO
Hopp channel (rounded)	--	--	2466	MHz	INFO
Hopp channel (rounded)	--	--	2467	MHz	INFO
Hopp channel (rounded)	--	--	2468	MHz	INFO
Hopp channel (rounded)	--	--	2469	MHz	INFO
Hopp channel (rounded)	--	--	2470	MHz	INFO
Hopp channel (rounded)	--	--	2471	MHz	INFO
Hopp channel (rounded)	--	--	2472	MHz	INFO
Hopp channel (rounded)	--	--	2473	MHz	INFO
Hopp channel (rounded)	--	--	2474	MHz	INFO
Hopp channel (rounded)	--	--	2475	MHz	INFO
Hopp channel (rounded)	--	--	2476	MHz	INFO
Hopp channel (rounded)	--	--	2477	MHz	INFO
Hopp channel (rounded)	--	--	2478	MHz	INFO
Hopp channel (rounded)	--	--	2478	MHz	INFO

RESULT

DESCRIPTION	LOWER LIMIT	UPPER LIMIT	MEASURED	UNIT	VERDICT
Hopp channel (rounded)	--	--	2479	MHz	INFO
Hopp channel (rounded)	--	--	2480	MHz	INFO
Σ Hopping channels	15	--	80	Number	PASS

Verdict

PASS

FCC 15.247 # Maximum peak conducted output power FHSS ~ BT Classic Basic rate

References

TC start	10.08.2023 13:53:42
Ambit temp [°C] humidity [rel%]	0.0 0
System version	4.6.1.0
Standard Version	FCC 15.247 NI
Method	
Description	FCC 15.247 Maximum Peak Output Power Conducted FHSS - BT Classic Basic Rate
Information	

EUT Common Settings BT Classic

Intermodulation Value N	3
Image Freq. Low Mid High [MHz]	0 0 0
Power Class	1
Power Control	No
Longest Supported Packet Type	DH5
RF Supported	Basic Rate True EDR Pi/4DQPSK True EDR 8DPSK True
Testmode	None
Perform Inquiry	Yes
EUT BT Address (if Inquiry No)	0123456789AB
Signaling BT Address	BABEBEDADBAD
Switch Matrix & Pathcompensation enabled	Yes

Test Parameter

Technology to test	BT Classic Basic rate
Antenna port used	1
Temperature	nom
Voltage	nom
Frequency low to test	True Freq [MHz] 2402
Frequency mid to test	False Freq [MHz] 2441
Frequency high to test	False Freq [MHz] 2480
Auto control enabled power supply Climatic Box	No No
Additional path loss [dB]	1.2
Switched path	EUT - SignalingUnit - SpectrumAnalyzer

Equipment

Equipment

Signal analyzer,Rohde&Schwarz,FSV-30,1321.3008K30/103170,3.60

Signaling unit,Rohde&Schwarz,CMW,1201.0002k75/102550,4.0.62

Switch matrix,CTCadvanced,RSM-1 NI DAQ,31534892,NI

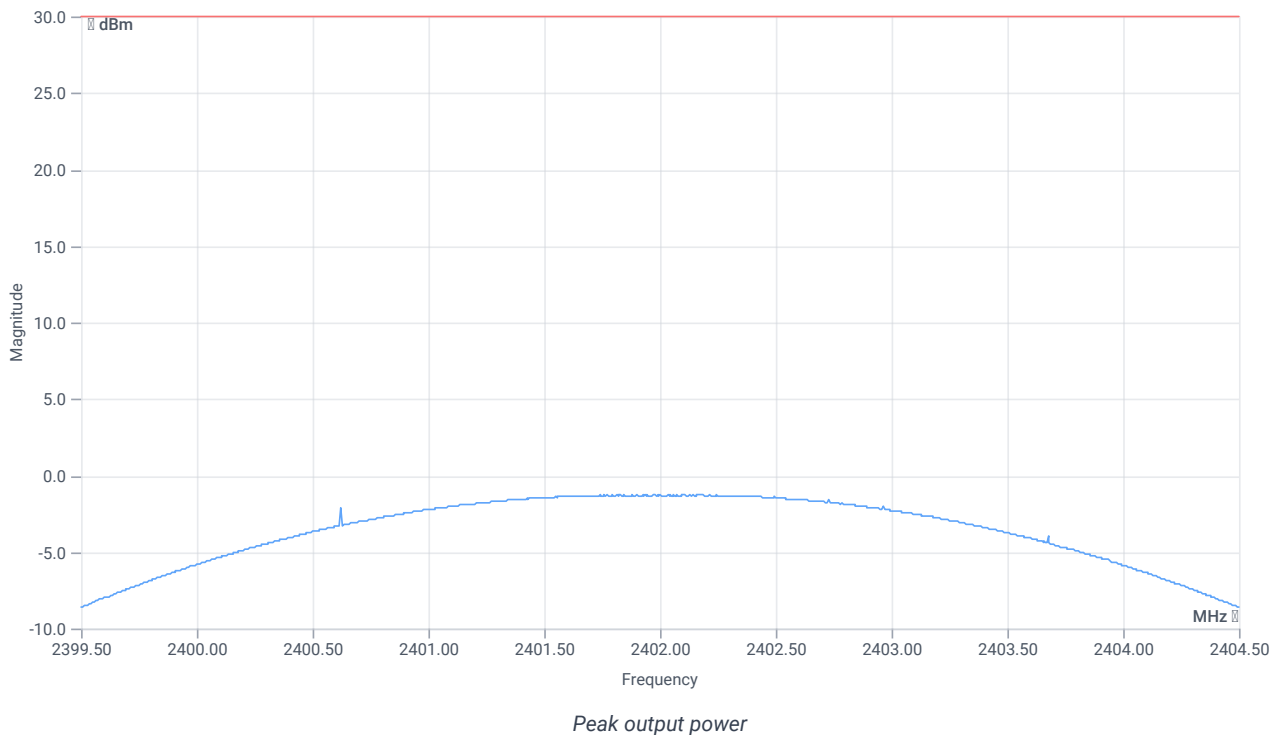
Test at TX 2402 MHz

RESULT: Reference Power cond.

DESCRIPTION	LOWER LIMIT	UPPER LIMIT	MEASURED	UNIT	VERDICT
Ref. Power 1MHz/1MHz cond.	--	--	-2.85	dBm	INFO
Ref. Frequency	--	--	2402.400	MHz	INFO

READ SA SETTINGS:

RefLevel [dBm] RefLevelOffset [dB] InpAtt [dB]	7.15 11.79 15
Start [MHz] Stop [MHz]	2399.500 2404.500
RBW [MHz] VBW [MHz]	3.000000 10.000000
Detector TraceMode	POS MAXH
Sweep: time [ms] count points per Section type	1000 10 1001 SWE



RESULT

DESCRIPTION	LOWER LIMIT	UPPER LIMIT	MEASURED	UNIT	VERDICT
Peak Power	--	30.00	-1.28	dBm	PASS
Peak Power	--	1000	0.744732	mW	PASS
Frequency at Peak	--	--	2401.83	MHz	INFO

Verdict

PASS

FCC 15.247, ISED RSS247 # Bandwidth 99PCT and 20dB ~ BT Classic Basic rate

References

TC start	10.08.2023 13:54:14
Ambit temp [°C] humidity [rel%]	0.0 0
System version	4.6.1.0
Standard Version	FCC 15.247, ISED RSS247 NI
Method	
Description	FCC 15.247 Bandwidth 99PCT - 20dB FHSS - BT Classic Basic Rate
Information	

EUT Common Settings BT Classic

Intermodulation Value N	3
Image Freq. Low Mid High [MHz]	0 0 0
Power Class	1
Power Control	No
Longest Supported Packet Type	DH5
RF Supported	Basic Rate True EDR Pi/4DQPSK True EDR 8DPSK True
Testmode	None
Perform Inquiry	Yes
EUT BT Address (if Inquiry No)	0123456789AB
Signaling BT Address	BABEBEDADBAD
Switch Matrix & Pathcompensation enabled	Yes

Test Parameter

Technology to test	BT Classic Basic rate
Antenna port used	1
Temperature	nom
Voltage	nom
Frequency low to test	True Freq [MHz] 2402
Frequency mid to test	False Freq [MHz] 2441
Frequency high to test	False Freq [MHz] 2480
Auto control enabled power supply Climatic Box	No No
Additional path loss [dB]	1.2
Switched path	EUT - SignalingUnit - SpectrumAnalyzer

Equipment

Signal analyzer,Rohde&Schwarz,FSV-30,1321.3008K30/103170,3.60

Equipment

Signaling unit,Rohde&Schwarz,CMW,1201.0002k75/102550,4.0.62

Switch matrix,CTCadvanced,RSM-1 NI DAQ,31534892,NI

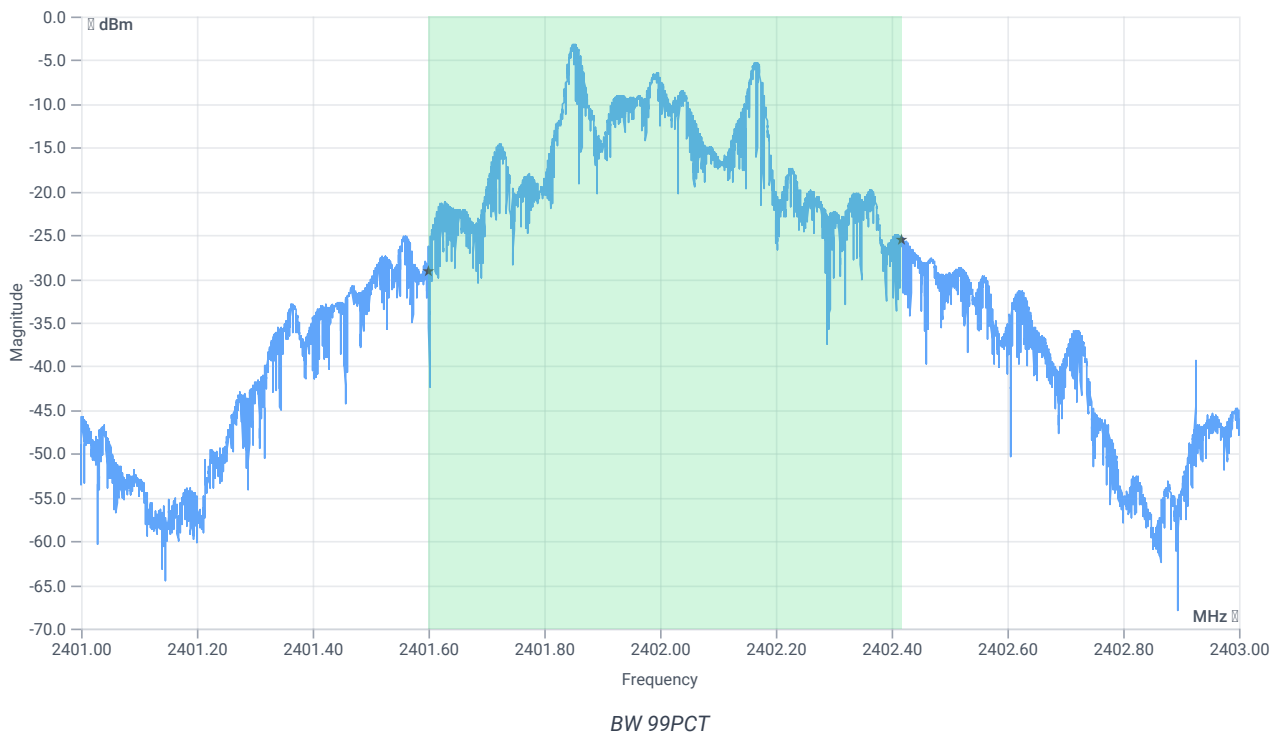
Test at TX 2402 MHz

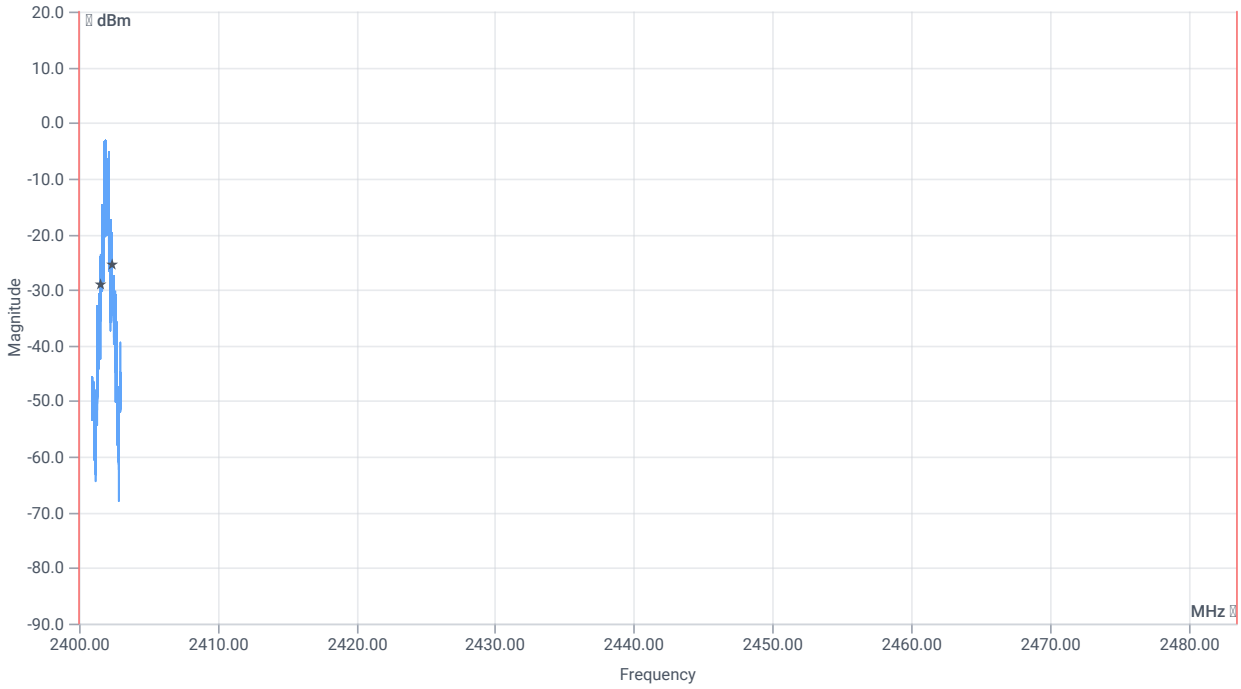
RESULT: Reference Power cond.

DESCRIPTION	LOWER LIMIT	UPPER LIMIT	MEASURED	UNIT	VERDICT
Ref. Power 1MHz/1MHz cond.	--	--	-2.85	dBm	INFO
Ref. Frequency	--	--	2402.400	MHz	INFO

READ SA SETTINGS:

RefLevel [dBm] RefLevelOffset [dB] InpAtt [dB]	2.15 11.79 10
Start [MHz] Stop [MHz]	2401.000 2403.000
RBW [MHz] VBW [MHz]	0.020000 0.100000
Detector TraceMode	POS MAXH
Sweep: time [ms] count points per Section type	50 200 10001 SWE

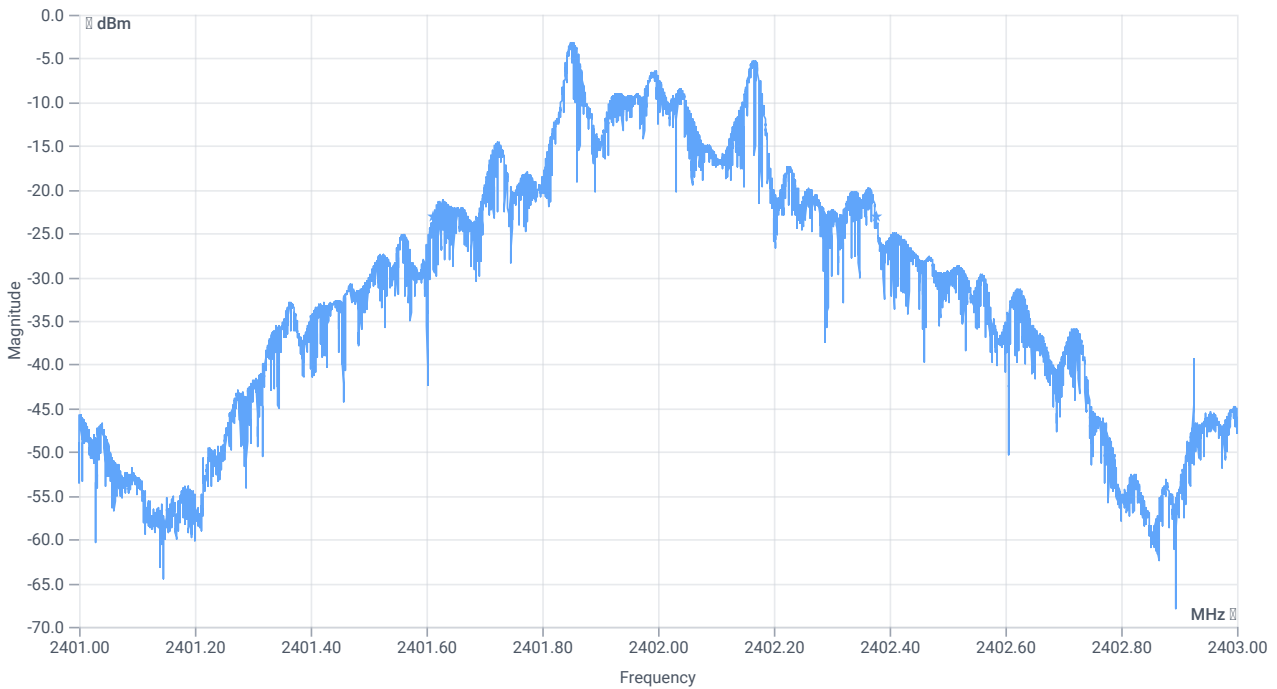




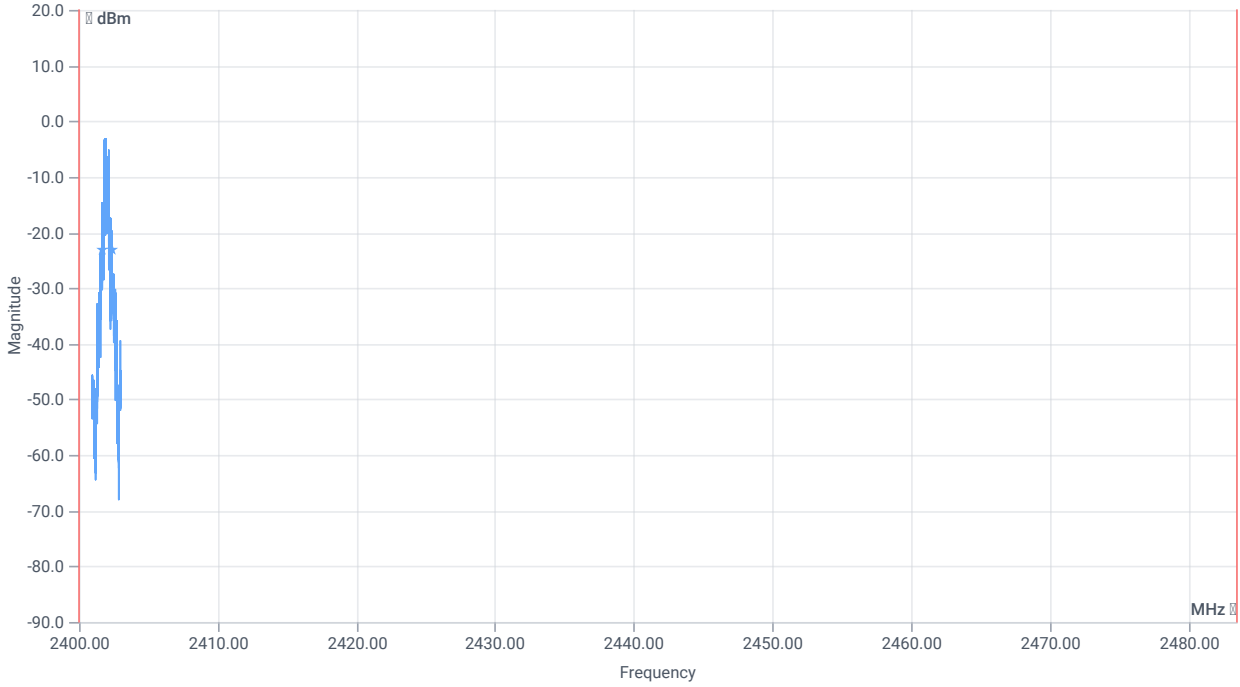
BW within Band 99PCT

RESULT

DESCRIPTION	LOWER LIMIT	UPPER LIMIT	MEASURED	UNIT	VERDICT
Bandwidth 99%	--	--	818.000	kHz	INFO
T1 99%	2400.000000	--	2401.5996	MHz	PASS
T2 99%	--	2483.500000	2402.4174	MHz	PASS



BW 20dB



BW within Band 20dB

RESULT

DESCRIPTION	LOWER LIMIT	UPPER LIMIT	MEASURED	UNIT	VERDICT
Bandwidth 20dB	--	--	765	kHz	INFO
T1 20DB	2400.000000	--	2401.6118	MHz	PASS
T2 20dB	--	2483.500000	2402.3768	MHz	PASS

Verdict

PASS

FCC 15.247 # TX spurious conducted 20dBc ~ BT Classic Basic rate

References

TC start	10.08.2023 15:35:53
Ambit temp [°C] humidity [rel%]	0.0 0
System version	4.6.1.0
Standard Version	FCC 15.247 NI
Method	IF DTS then 8.5 DTS emissions in non-restricted frequency bands: Subclause 11.11 of ANSI C63.10 is applicable
Description	FCC 15.247 TX Emissions Conducted FHSS - BT Classic Basic Rate
Information	

EUT Common Settings BT Classic

Intermodulation Value N	3
Image Freq. Low Mid High [MHz]	0 0 0
Power Class	1
Power Control	No
Longest Supported Packet Type	DH5
RF Supported	Basic Rate True EDR Pi/4DQPSK True EDR 8DPSK True
Testmode	None
Perform Inquiry	Yes
EUT BT Address (if Inquiry No)	0123456789AB
Signaling BT Address	BABEBEDADBAD
Switch Matrix & Pathcompensation enabled	Yes

Test Parameter

Technology to test	BT Classic Basic rate
Antenna port used	1
Temperature	nom
Voltage	nom
Frequency low to test	True Freq [MHz] 2402
Frequency mid to test	False Freq [MHz] 2441
Frequency high to test	False Freq [MHz] 2480
Auto control enabled power supply Climatic Box	No No
Additional path loss [dB]	1.2
Switched path	EUT - SignalingUnit - SpectrumAnalyzer

Equipment

Signal analyzer,Rohde&Schwarz,FSV-30,1321.3008K30/103170,3.60

Equipment

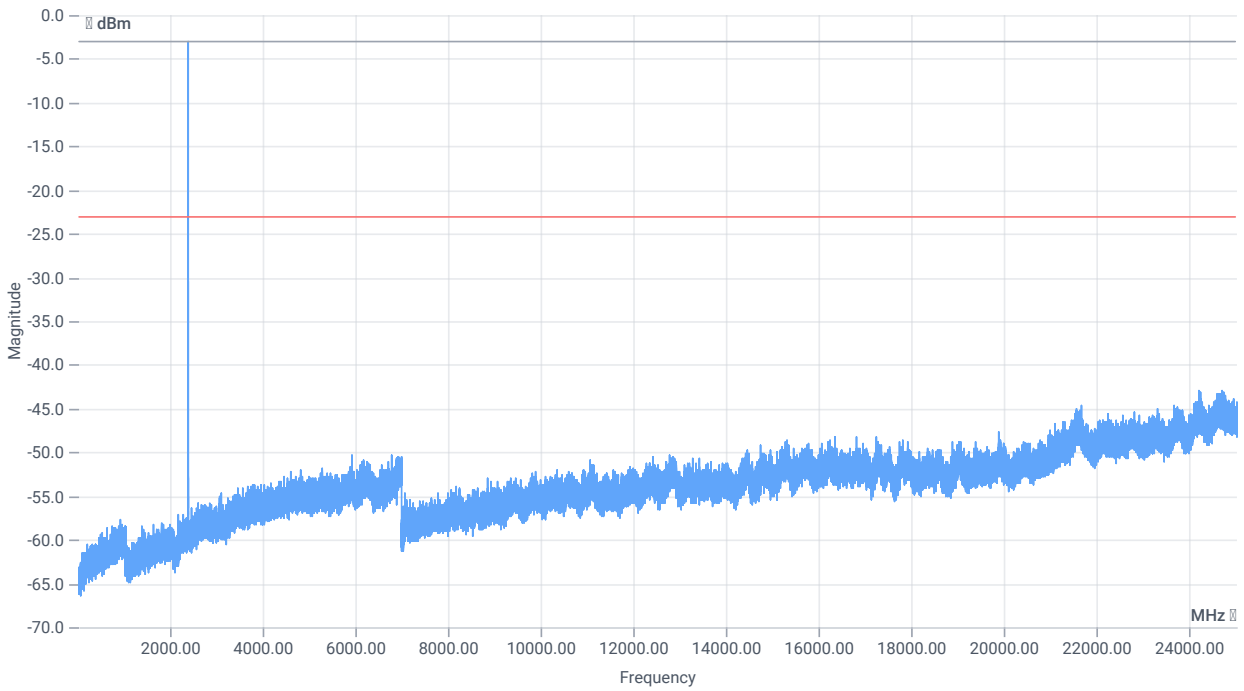
Signaling unit,Rohde&Schwarz,CMW,1201.0002k75/102550,4.0.62

Switch matrix,CTCadvanced,RSM-1 NI DAQ,31534892,NI

Test at TX 2402 MHz

RESULT: Reference Power cond.

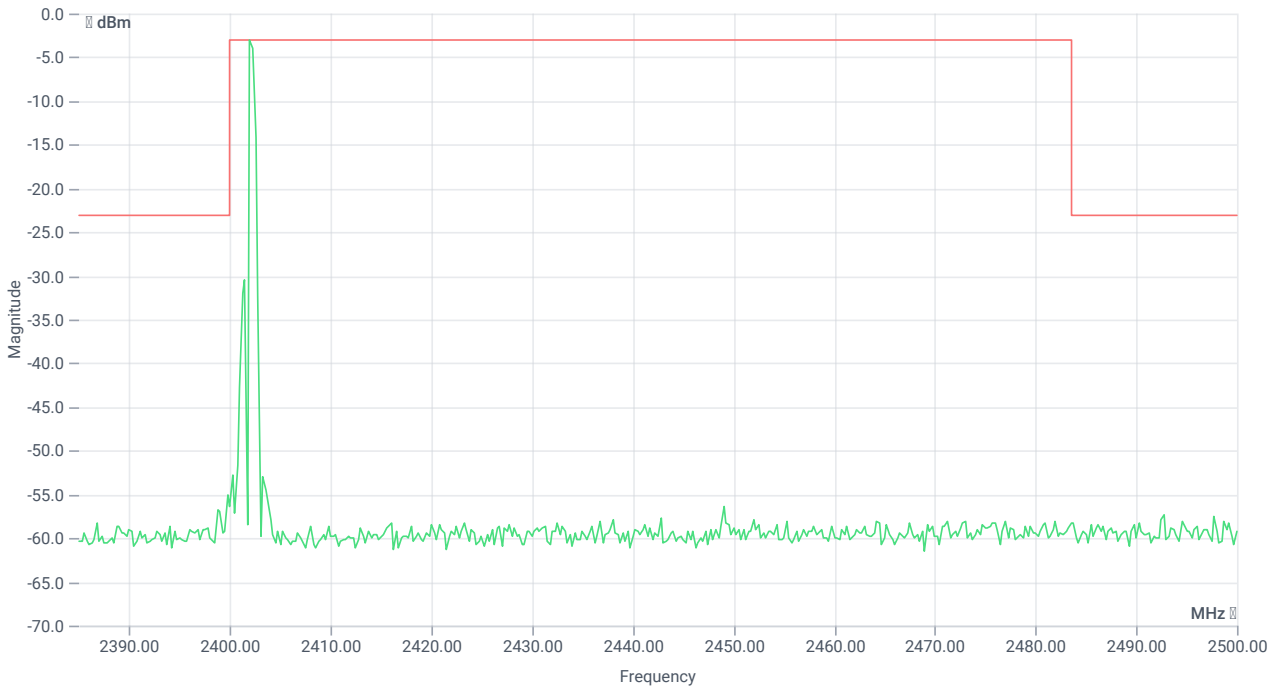
DESCRIPTION	LOWER LIMIT	UPPER LIMIT	MEASURED	UNIT	VERDICT
Ref. Power 1MHz/1MHz cond.	--	--	-3.32	dBm	INFO
Ref. Frequency	--	--	2402.400	MHz	INFO



TX emissions

READ SA SETTINGS:

RefLevel [dBm] RefLevelOffset [dB] InpAtt [dB]	-3.32 0 15
Start [MHz] Stop [MHz]	24530.000 25030.000
RBW [MHz] VBW [MHz]	0.100000 0.300000
Detector TraceMode	POS MAXH
Sweep: time [ms] count points per Section type	200 25 2001 SWE



TX emissions band zoomed

RESULT

DESCRIPTION	LOWER LIMIT	UPPER LIMIT	MEASURED	UNIT	VERDICT
Reference @ 2402.00 MHz	--	--	-3.01	dBm	INFO
No peaks detected	--	--			PASS
Lowest margin to limit 24693.75 MHz	0	--	19.88	dB	INFO

Verdict

PASS

FCC 15.247 # Maximum peak conducted output power FHSS ~ BT Classic Basic rate

References

TC start	10.08.2023 14:00:06
Ambit temp [°C] humidity [rel%]	0.0 0
System version	4.6.1.0
Standard Version	FCC 15.247 NI
Method	
Description	FCC 15.247 Maximum Peak Output Power Conducted FHSS - BT Classic Basic Rate
Information	

EUT Common Settings BT Classic

Intermodulation Value N	3
Image Freq. Low Mid High [MHz]	0 0 0
Power Class	1
Power Control	No
Longest Supported Packet Type	DH5
RF Supported	Basic Rate True EDR Pi/4DQPSK True EDR 8DPSK True
Testmode	None
Perform Inquiry	Yes
EUT BT Address (if Inquiry No)	0123456789AB
Signaling BT Address	BABEBEDADBAD
Switch Matrix & Pathcompensation enabled	Yes

Test Parameter

Technology to test	BT Classic Basic rate
Antenna port used	1
Temperature	nom
Voltage	nom
Frequency low to test	False Freq [MHz] 2402
Frequency mid to test	True Freq [MHz] 2441
Frequency high to test	False Freq [MHz] 2480
Auto control enabled power supply Climatic Box	No No
Additional path loss [dB]	1.2
Switched path	EUT - SignalingUnit - SpectrumAnalyzer

Equipment

Equipment

Signal analyzer,Rohde&Schwarz,FSV-30,1321.3008K30/103170,3.60

Signaling unit,Rohde&Schwarz,CMW,1201.0002k75/102550,4.0.62

Switch matrix,CTCadvanced,RSM-1 NI DAQ,31534892,NI

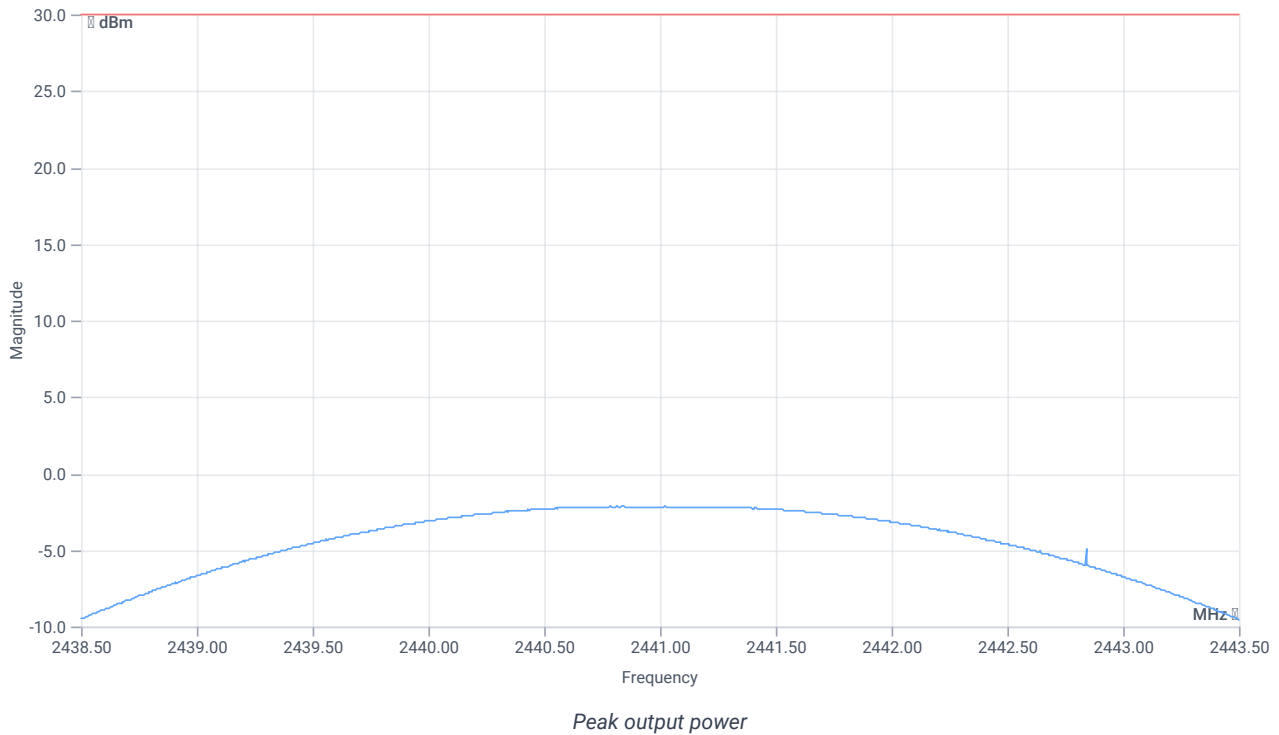
Test at TX 2441 MHz

RESULT: Reference Power cond.

DESCRIPTION	LOWER LIMIT	UPPER LIMIT	MEASURED	UNIT	VERDICT
Ref. Power 1MHz/1MHz cond.	--	--	-3.70	dBm	INFO
Ref. Frequency	--	--	2441.400	MHz	INFO

READ SA SETTINGS:

RefLevel [dBm] RefLevelOffset [dB] InpAtt [dB]	6.30 11.86 10
Start [MHz] Stop [MHz]	2438.500 2443.500
RBW [MHz] VBW [MHz]	3.000000 10.000000
Detector TraceMode	POS MAXH
Sweep: time [ms] count points per Section type	1000 10 1001 SWE



RESULT

DESCRIPTION	LOWER LIMIT	UPPER LIMIT	MEASURED	UNIT	VERDICT
Peak Power	--	30.00	-2.15	dBm	PASS
Peak Power	--	1000	0.609537	mW	PASS
Frequency at Peak	--	--	2440.835	MHz	INFO

Verdict

PASS

FCC 15.247, ISED RSS247 # Bandwidth 99PCT and 20dB ~ BT Classic Basic rate

References

TC start	10.08.2023 14:00:39
Ambit temp [°C] humidity [rel%]	0.0 0
System version	4.6.1.0
Standard Version	FCC 15.247, ISED RSS247 NI
Method	
Description	FCC 15.247 Bandwidth 99PCT - 20dB FHSS - BT Classic Basic Rate
Information	

EUT Common Settings BT Classic

Intermodulation Value N	3
Image Freq. Low Mid High [MHz]	0 0 0
Power Class	1
Power Control	No
Longest Supported Packet Type	DH5
RF Supported	Basic Rate True EDR Pi/4DQPSK True EDR 8DPSK True
Testmode	None
Perform Inquiry	Yes
EUT BT Address (if Inquiry No)	0123456789AB
Signaling BT Address	BABEBEDADBAD
Switch Matrix & Pathcompensation enabled	Yes

Test Parameter

Technology to test	BT Classic Basic rate
Antenna port used	1
Temperature	nom
Voltage	nom
Frequency low to test	False Freq [MHz] 2402
Frequency mid to test	True Freq [MHz] 2441
Frequency high to test	False Freq [MHz] 2480
Auto control enabled power supply Climatic Box	No No
Additional path loss [dB]	1.2
Switched path	EUT - SignalingUnit - SpectrumAnalyzer

Equipment

Signal analyzer,Rohde&Schwarz,FSV-30,1321.3008K30/103170,3.60

Equipment

Signaling unit,Rohde&Schwarz,CMW,1201.0002k75/102550,4.0.62

Switch matrix,CTCadvanced,RSM-1 NI DAQ,31534892,NI

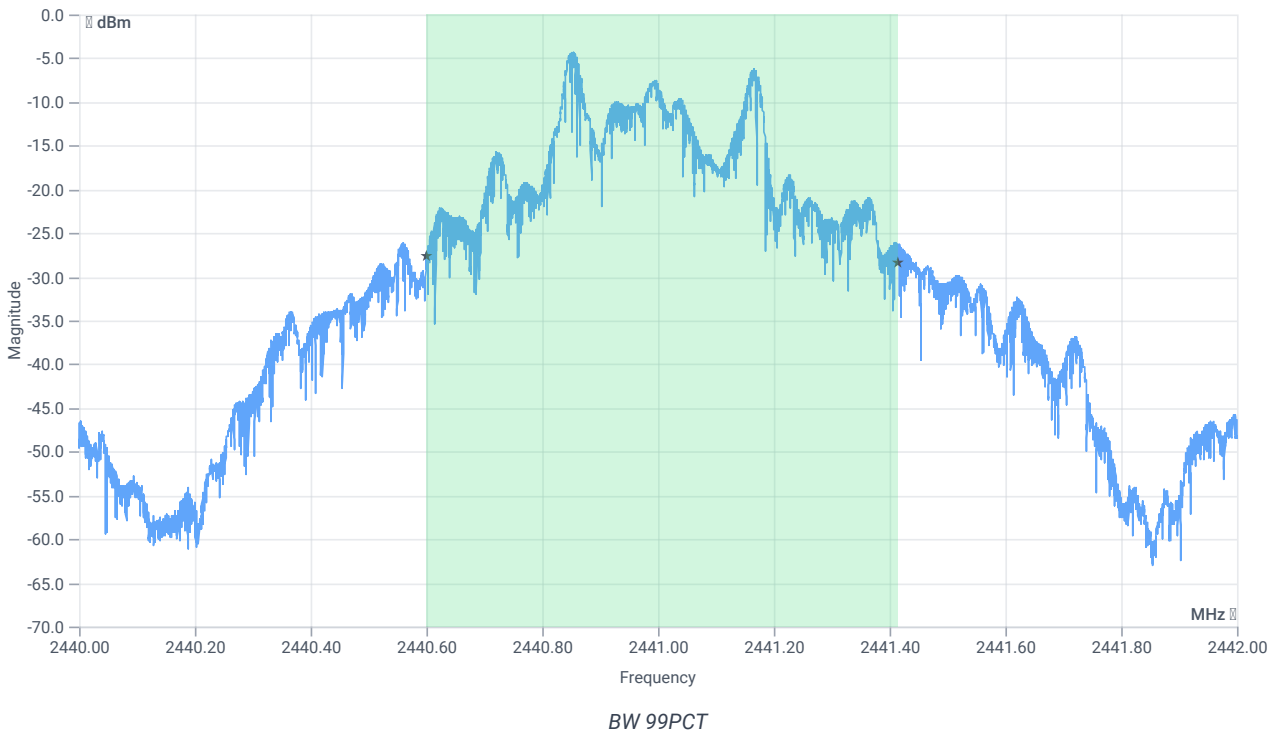
Test at TX 2441 MHz

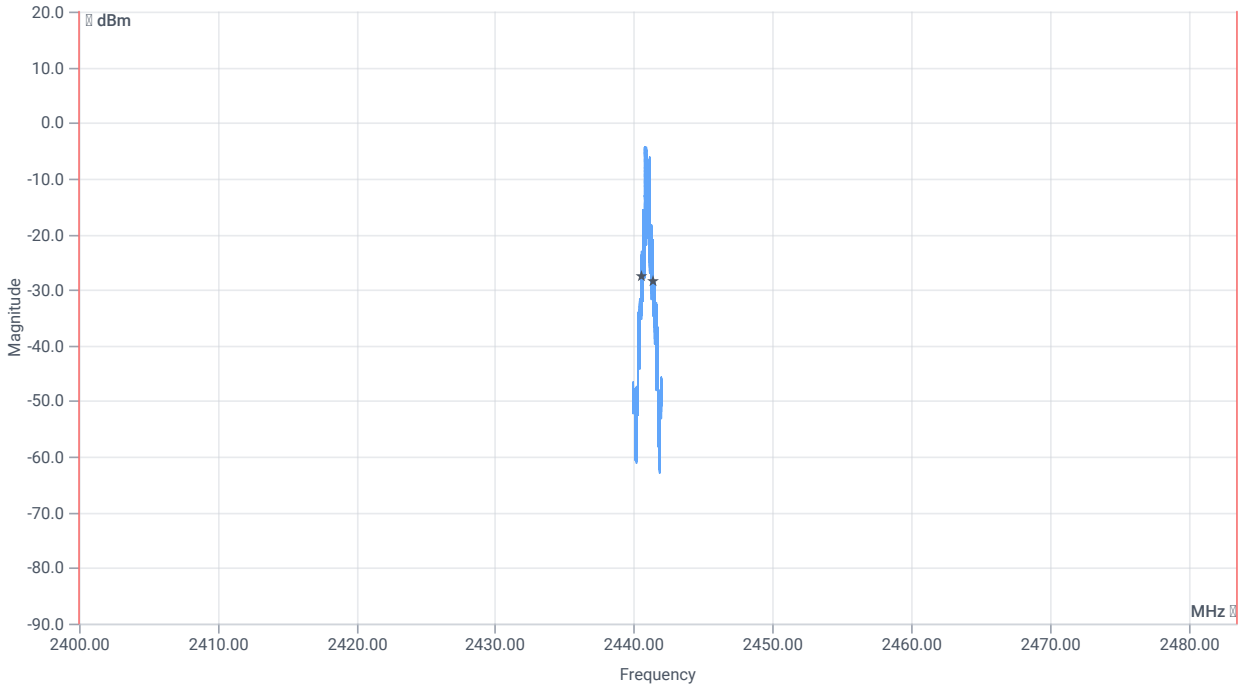
RESULT: Reference Power cond.

DESCRIPTION	LOWER LIMIT	UPPER LIMIT	MEASURED	UNIT	VERDICT
Ref. Power 1MHz/1MHz cond.	--	--	-3.73	dBm	INFO
Ref. Frequency	--	--	2441.400	MHz	INFO

READ SA SETTINGS:

RefLevel [dBm] RefLevelOffset [dB] InpAtt [dB]	1.27 11.86 5
Start [MHz] Stop [MHz]	2440.000 2442.000
RBW [MHz] VBW [MHz]	0.020000 0.100000
Detector TraceMode	POS MAXH
Sweep: time [ms] count points per Section type	50 200 10001 SWE

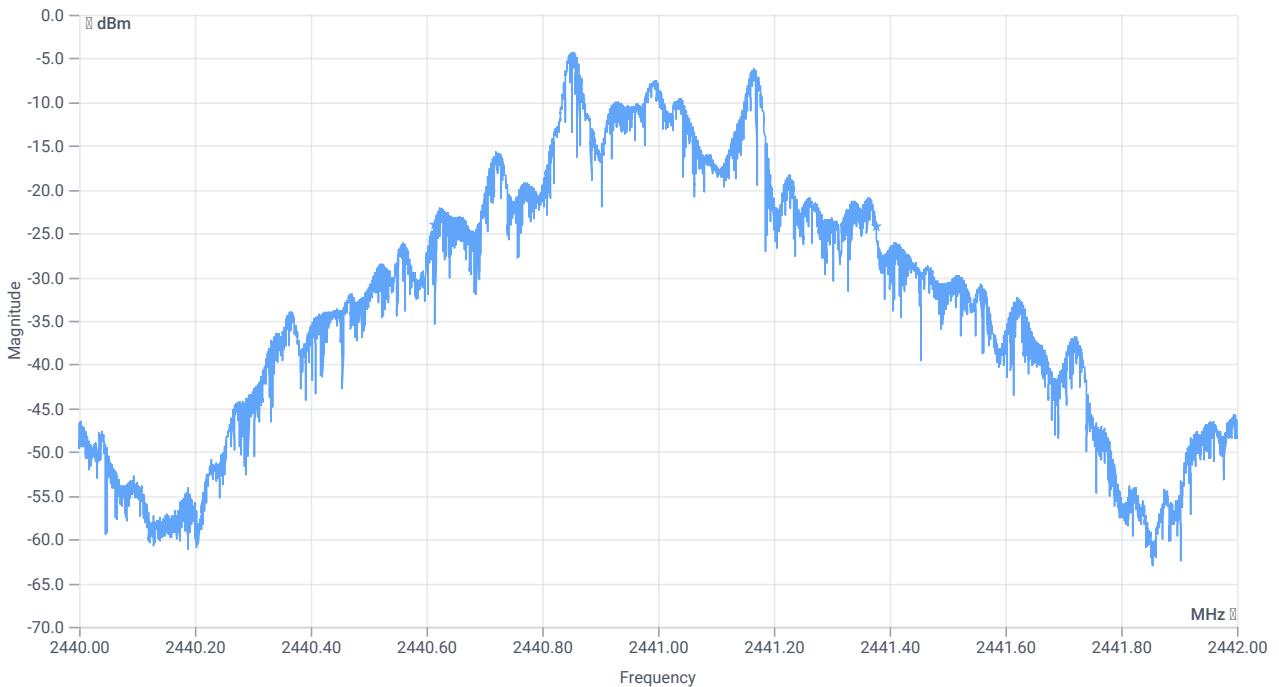




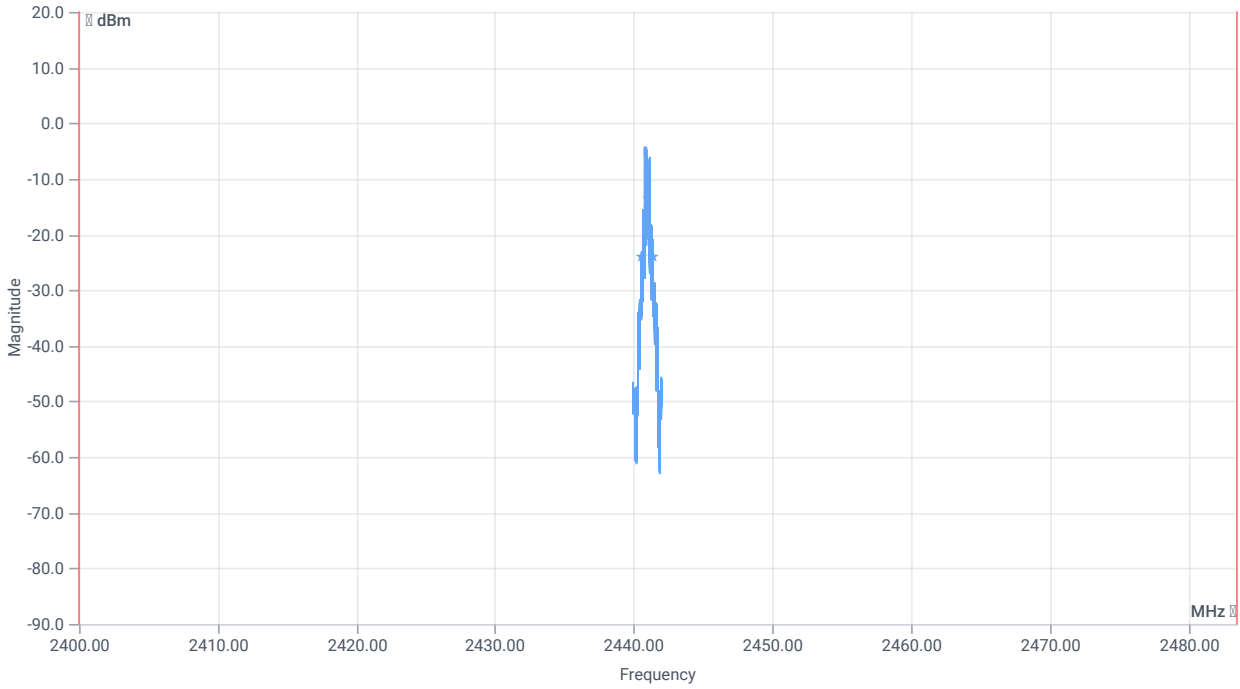
BW within Band 99PCT

RESULT

DESCRIPTION	LOWER LIMIT	UPPER LIMIT	MEASURED	UNIT	VERDICT
Bandwidth 99%	--	--	814.000	kHz	INFO
T1 99%	2400.000000	--	2440.6010	MHz	PASS
T2 99%	--	2483.500000	2441.4148	MHz	PASS



BW 20dB



BW within Band 20dB

RESULT

DESCRIPTION	LOWER LIMIT	UPPER LIMIT	MEASURED	UNIT	VERDICT
Bandwidth 20dB	--	--	764	kHz	INFO
T1 20dB	2400.000000	--	2440.6130	MHz	PASS
T2 20dB	--	2483.500000	2441.3766	MHz	PASS

Verdict

PASS

FCC 15.247 # TX spurious conducted 20dBc ~ BT Classic Basic rate

References

TC start	10.08.2023 14:01:20
Ambit temp [°C] humidity [rel%]	0.0 0
System version	4.6.1.0
Standard Version	FCC 15.247 NI
Method	IF DTS then 8.5 DTS emissions in non-restricted frequency bands: Subclause 11.11 of ANSI C63.10 is applicable
Description	FCC 15.247 TX Emissions Conducted FHSS - BT Classic Basic Rate
Information	

EUT Common Settings BT Classic

Intermodulation Value N	3
Image Freq. Low Mid High [MHz]	0 0 0
Power Class	1
Power Control	No
Longest Supported Packet Type	DH5
RF Supported	Basic Rate True EDR Pi/4DQPSK True EDR 8DPSK True
Testmode	None
Perform Inquiry	Yes
EUT BT Address (if Inquiry No)	0123456789AB
Signaling BT Address	BABEBEDADBAD
Switch Matrix & Pathcompensation enabled	Yes

Test Parameter

Technology to test	BT Classic Basic rate
Antenna port used	1
Temperature	nom
Voltage	nom
Frequency low to test	False Freq [MHz] 2402
Frequency mid to test	True Freq [MHz] 2441
Frequency high to test	False Freq [MHz] 2480
Auto control enabled power supply Climatic Box	No No
Additional path loss [dB]	1.2
Switched path	EUT - SignalingUnit - SpectrumAnalyzer

Equipment

Signal analyzer,Rohde&Schwarz,FSV-30,1321.3008K30/103170,3.60

Equipment

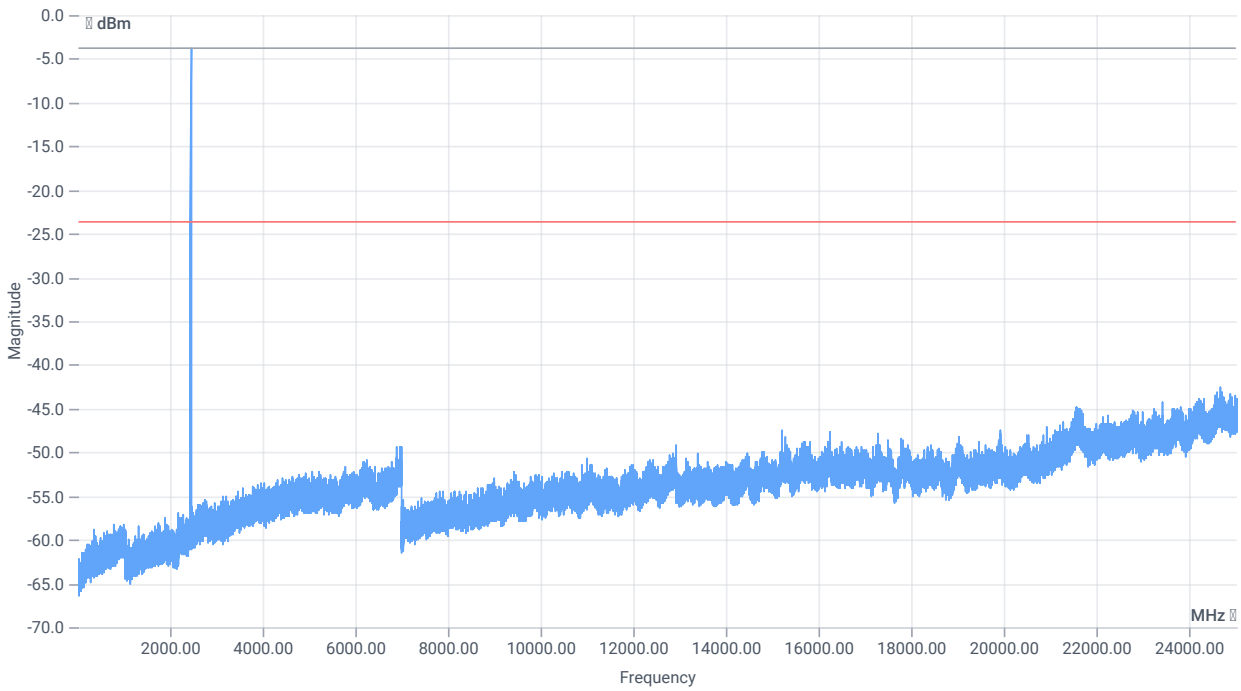
Signaling unit,Rohde&Schwarz,CMW,1201.0002k75/102550,4.0.62

Switch matrix,CTCadvanced,RSM-1 NI DAQ,31534892,NI

Test at TX 2441 MHz

RESULT: Reference Power cond.

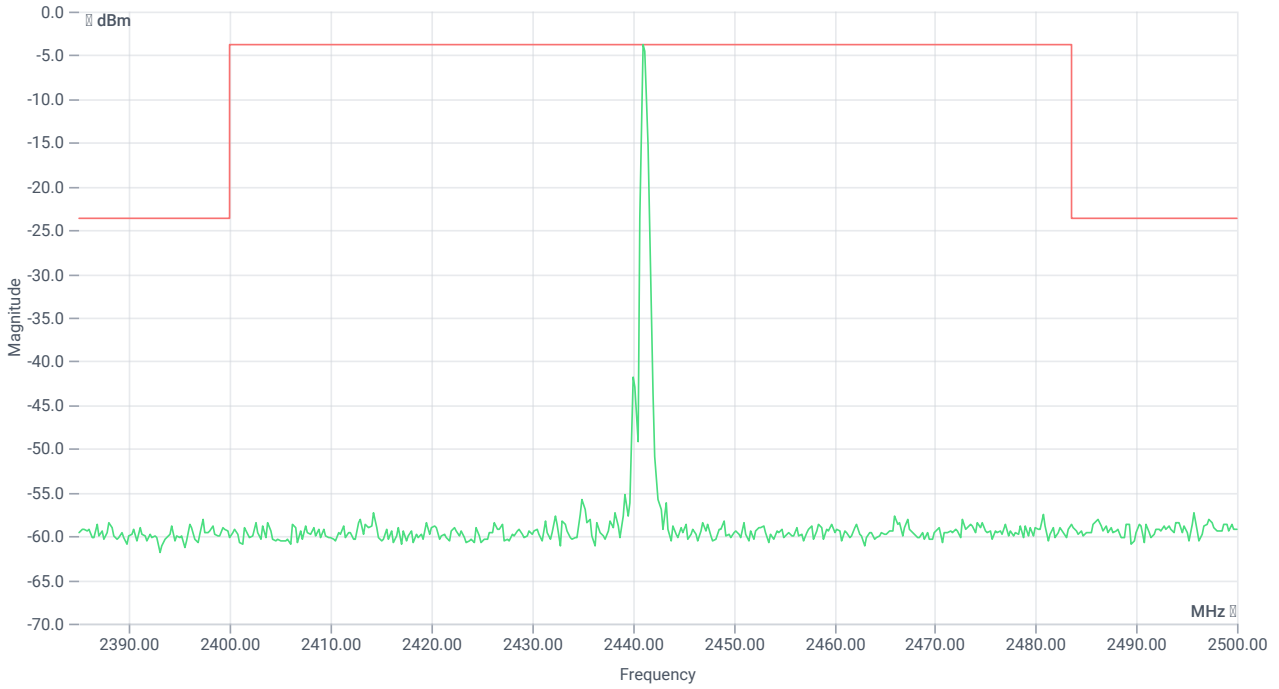
DESCRIPTION	LOWER LIMIT	UPPER LIMIT	MEASURED	UNIT	VERDICT
Ref. Power 1MHz/1MHz cond.	--	--	-3.61	dBm	INFO
Ref. Frequency	--	--	2441.400	MHz	INFO



TX emissions

READ SA SETTINGS:

RefLevel [dBm] RefLevelOffset [dB] InpAtt [dB]	-3.61 0 15
Start [MHz] Stop [MHz]	24530.000 25030.000
RBW [MHz] VBW [MHz]	0.100000 0.300000
Detector TraceMode	POS MAXH
Sweep: time [ms] count points per Section type	200 25 2001 SWE



TX emissions band zoomed

RESULT

DESCRIPTION	LOWER LIMIT	UPPER LIMIT	MEASURED	UNIT	VERDICT
Reference @ 2441.00 MHz	--	--	-3.72	dBm	INFO
No peaks detected	--	--			PASS
Lowest margin to limit 24673.25 MHz	0	--	18.86	dB	INFO

Verdict

PASS

FCC 15.247 # Maximum peak conducted output power FHSS ~ BT Classic Basic rate

References

TC start	10.08.2023 14:09:10
Ambit temp [°C] humidity [rel%]	0.0 0
System version	4.6.1.0
Standard Version	FCC 15.247 NI
Method	
Description	FCC 15.247 Maximum Peak Output Power Conducted FHSS - BT Classic Basic Rate
Information	

EUT Common Settings BT Classic

Intermodulation Value N	3
Image Freq. Low Mid High [MHz]	0 0 0
Power Class	1
Power Control	No
Longest Supported Packet Type	DH5
RF Supported	Basic Rate True EDR Pi/4DQPSK True EDR 8DPSK True
Testmode	None
Perform Inquiry	Yes
EUT BT Address (if Inquiry No)	0123456789AB
Signaling BT Address	BABEBEDADBAD
Switch Matrix & Pathcompensation enabled	Yes

Test Parameter

Technology to test	BT Classic Basic rate
Antenna port used	1
Temperature	nom
Voltage	nom
Frequency low to test	False Freq [MHz] 2402
Frequency mid to test	False Freq [MHz] 2441
Frequency high to test	True Freq [MHz] 2480
Auto control enabled power supply Climatic Box	No No
Additional path loss [dB]	1.2
Switched path	EUT - SignalingUnit - SpectrumAnalyzer

Equipment

Equipment

Signal analyzer,Rohde&Schwarz,FSV-30,1321.3008K30/103170,3.60

Signaling unit,Rohde&Schwarz,CMW,1201.0002k75/102550,4.0.62

Switch matrix,CTCadvanced,RSM-1 NI DAQ,31534892,NI

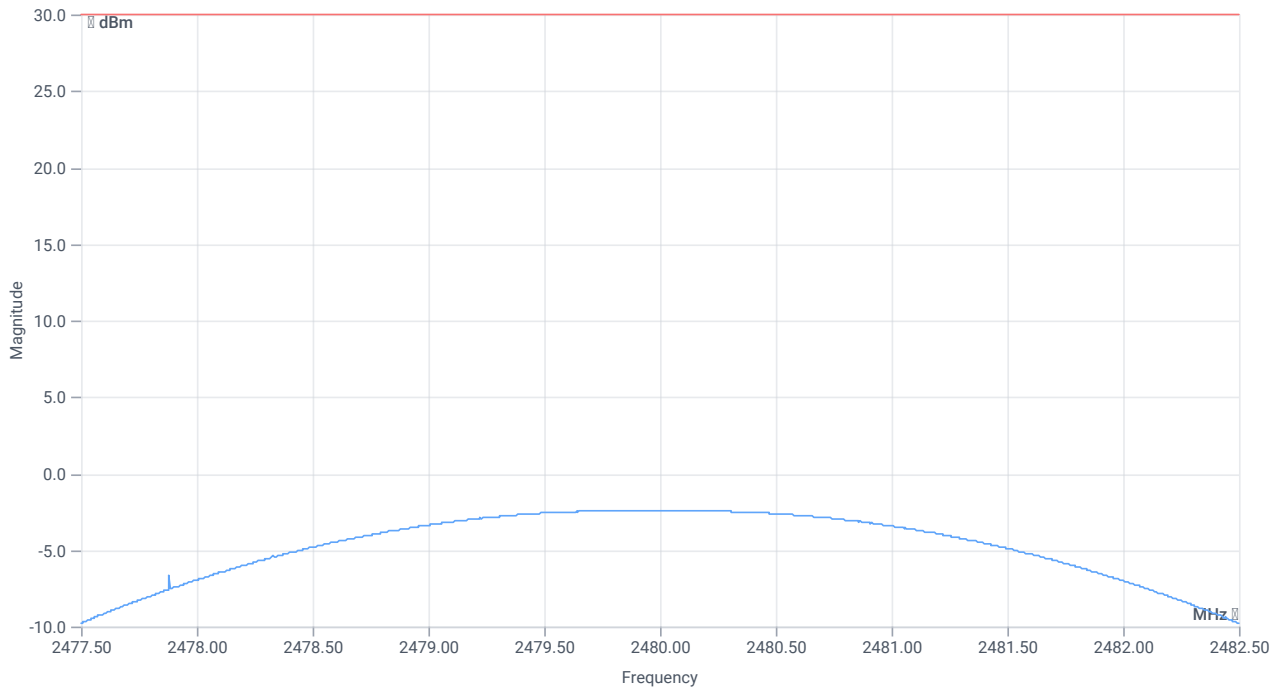
Test at TX 2480 MHz

RESULT: Reference Power cond.

DESCRIPTION	LOWER LIMIT	UPPER LIMIT	MEASURED	UNIT	VERDICT
Ref. Power 1MHz/1MHz cond.	--	--	-4.08	dBm	INFO
Ref. Frequency	--	--	2479.600	MHz	INFO

READ SA SETTINGS:

RefLevel [dBm] RefLevelOffset [dB] InpAtt [dB]	5.92 11.91 10
Start [MHz] Stop [MHz]	2477.500 2482.500
RBW [MHz] VBW [MHz]	3.000000 10.000000
Detector TraceMode	POS MAXH
Sweep: time [ms] count points per Section type	1000 10 1001 SWE



Peak output power

RESULT

DESCRIPTION	LOWER LIMIT	UPPER LIMIT	MEASURED	UNIT	VERDICT
Peak Power	--	30.00	-2.43	dBm	PASS
Peak Power	--	1000	0.571479	mW	PASS
Frequency at Peak	--	--	2479.8	MHz	INFO

Verdict

PASS

FCC 15.247, ISED RSS247 # Bandwidth 99PCT and 20dB ~ BT Classic Basic rate

References

TC start	10.08.2023 14:09:44
Ambit temp [°C] humidity [rel%]	0.0 0
System version	4.6.1.0
Standard Version	FCC 15.247, ISED RSS247 NI
Method	
Description	FCC 15.247 Bandwidth 99PCT - 20dB FHSS - BT Classic Basic Rate
Information	

EUT Common Settings BT Classic

Intermodulation Value N	3
Image Freq. Low Mid High [MHz]	0 0 0
Power Class	1
Power Control	No
Longest Supported Packet Type	DH5
RF Supported	Basic Rate True EDR Pi/4DQPSK True EDR 8DPSK True
Testmode	None
Perform Inquiry	Yes
EUT BT Address (if Inquiry No)	0123456789AB
Signaling BT Address	BABEBEDADBAD
Switch Matrix & Pathcompensation enabled	Yes

Test Parameter

Technology to test	BT Classic Basic rate
Antenna port used	1
Temperature	nom
Voltage	nom
Frequency low to test	False Freq [MHz] 2402
Frequency mid to test	False Freq [MHz] 2441
Frequency high to test	True Freq [MHz] 2480
Auto control enabled power supply Climatic Box	No No
Additional path loss [dB]	1.2
Switched path	EUT - SignalingUnit - SpectrumAnalyzer

Equipment

Signal analyzer,Rohde&Schwarz,FSV-30,1321.3008K30/103170,3.60

Equipment

Signaling unit,Rohde&Schwarz,CMW,1201.0002k75/102550,4.0.62

Switch matrix,CTCadvanced,RSM-1 NI DAQ,31534892,NI

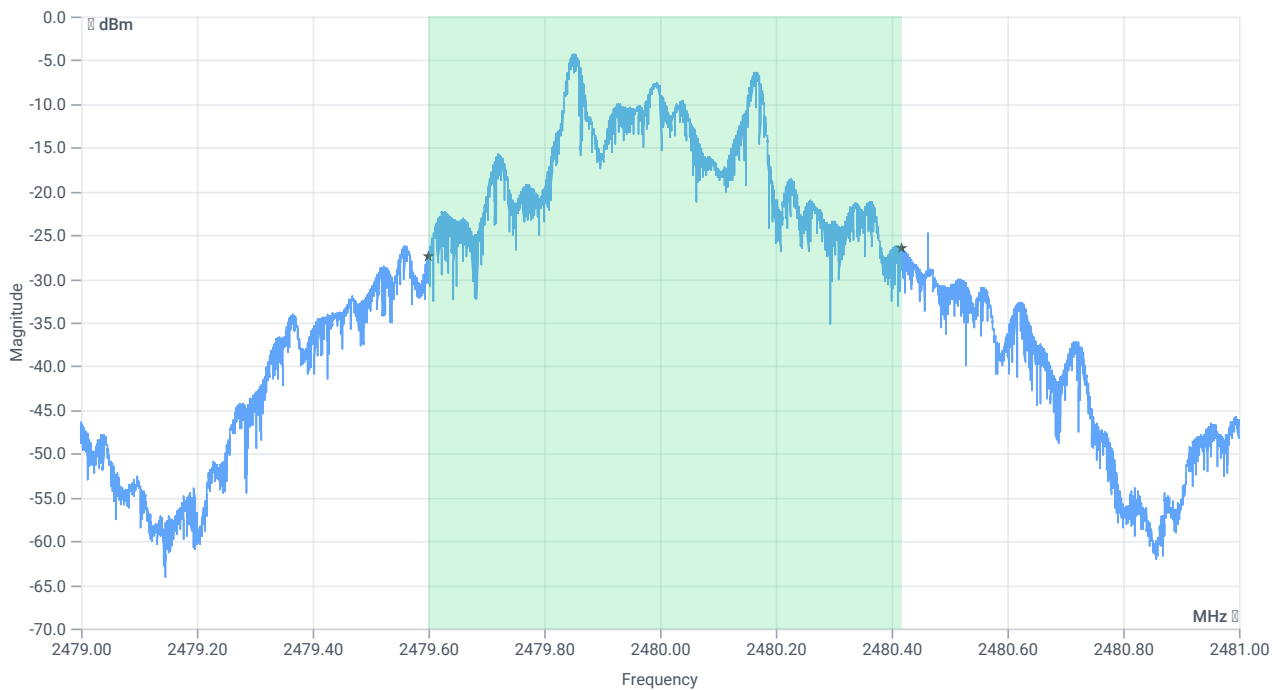
Test at TX 2480 MHz

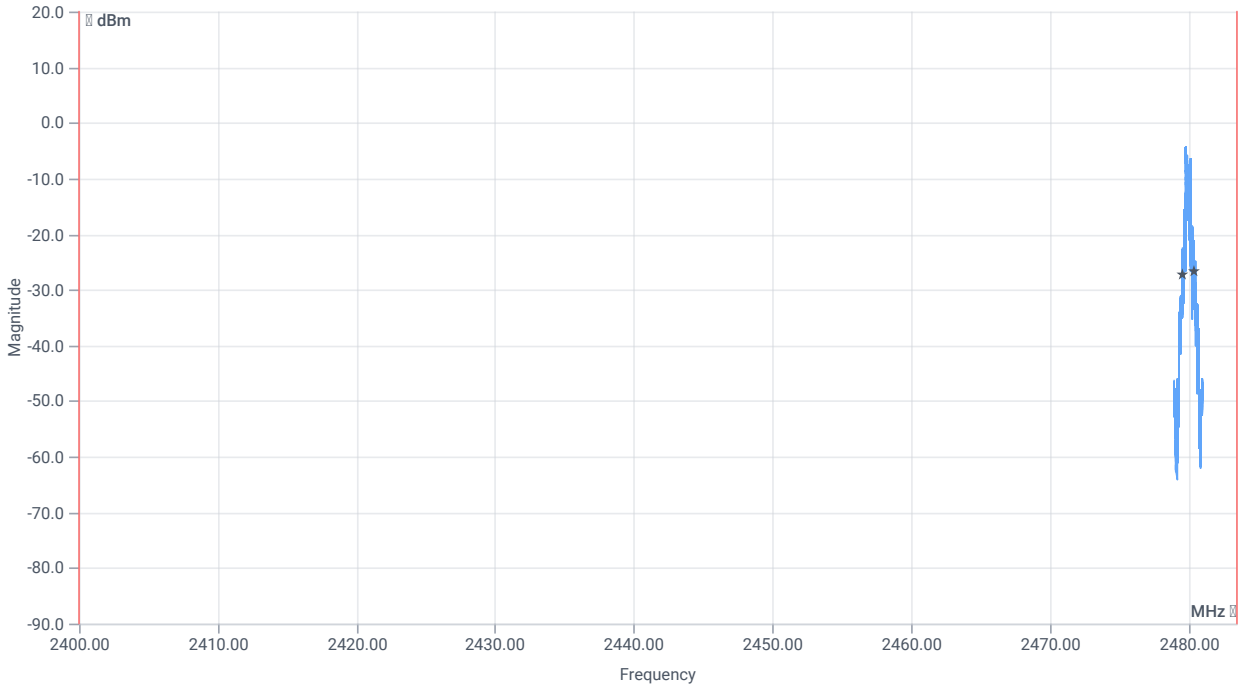
RESULT: Reference Power cond.

DESCRIPTION	LOWER LIMIT	UPPER LIMIT	MEASURED	UNIT	VERDICT
Ref. Power 1MHz/1MHz cond.	--	--	-3.97	dBm	INFO
Ref. Frequency	--	--	2480.400	MHz	INFO

READ SA SETTINGS:

RefLevel [dBm] RefLevelOffset [dB] InpAtt [dB]	1.03 11.91 5
Start [MHz] Stop [MHz]	2479.000 2481.000
RBW [MHz] VBW [MHz]	0.020000 0.100000
Detector TraceMode	POS MAXH
Sweep: time [ms] count points per Section type	50 200 10001 SWE

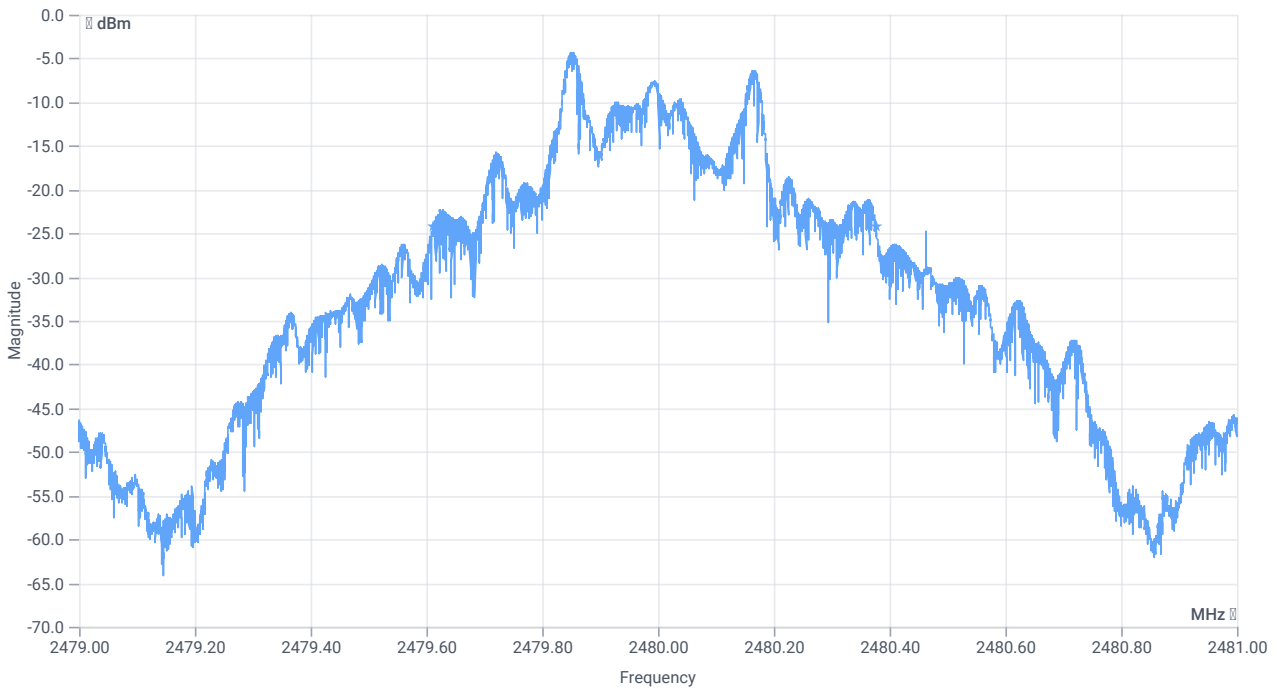




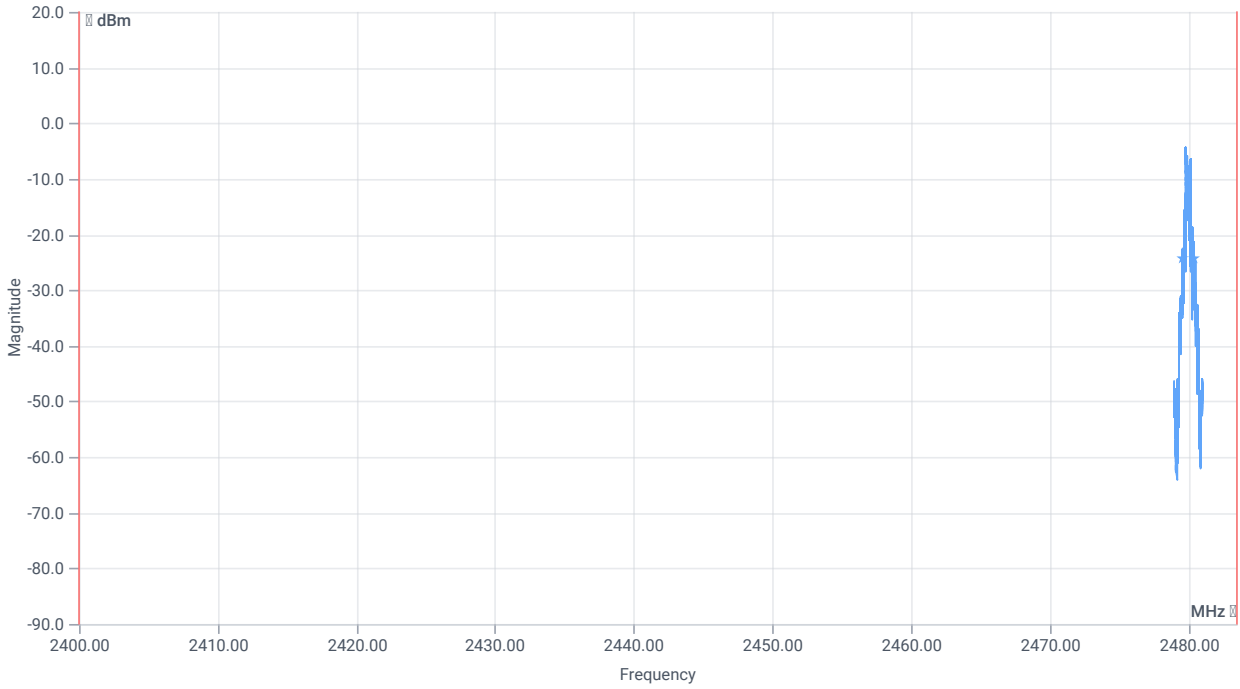
BW within Band 99PCT

RESULT

DESCRIPTION	LOWER LIMIT	UPPER LIMIT	MEASURED	UNIT	VERDICT
Bandwidth 99%	--	--	817.000	kHz	INFO
T1 99%	2400.000000	--	2479.6000	MHz	PASS
T2 99%	--	2483.500000	2480.4166	MHz	PASS



BW 20dB



BW within Band 20dB

RESULT

DESCRIPTION	LOWER LIMIT	UPPER LIMIT	MEASURED	UNIT	VERDICT
Bandwidth 20dB	--	--	764	kHz	INFO
T1 20dB	2400.000000	--	2479.6116	MHz	PASS
T2 20dB	--	2483.500000	2480.3760	MHz	PASS

Verdict

PASS

FCC 15.247 # TX spurious conducted 20dBc ~ BT Classic Basic rate

References

TC start	10.08.2023 14:10:26
Ambit temp [°C] humidity [rel%]	0.0 0
System version	4.6.1.0
Standard Version	FCC 15.247 NI
Method	IF DTS then 8.5 DTS emissions in non-restricted frequency bands: Subclause 11.11 of ANSI C63.10 is applicable
Description	FCC 15.247 TX Emissions Conducted FHSS - BT Classic Basic Rate
Information	

EUT Common Settings BT Classic

Intermodulation Value N	3
Image Freq. Low Mid High [MHz]	0 0 0
Power Class	1
Power Control	No
Longest Supported Packet Type	DH5
RF Supported	Basic Rate True EDR Pi/4DQPSK True EDR 8DPSK True
Testmode	None
Perform Inquiry	Yes
EUT BT Address (if Inquiry No)	0123456789AB
Signaling BT Address	BABEBEDADBAD
Switch Matrix & Pathcompensation enabled	Yes

Test Parameter

Technology to test	BT Classic Basic rate
Antenna port used	1
Temperature	nom
Voltage	nom
Frequency low to test	False Freq [MHz] 2402
Frequency mid to test	False Freq [MHz] 2441
Frequency high to test	True Freq [MHz] 2480
Auto control enabled power supply Climatic Box	No No
Additional path loss [dB]	1.2
Switched path	EUT - SignalingUnit - SpectrumAnalyzer

Equipment

Signal analyzer,Rohde&Schwarz,FSV-30,1321.3008K30/103170,3.60

Equipment

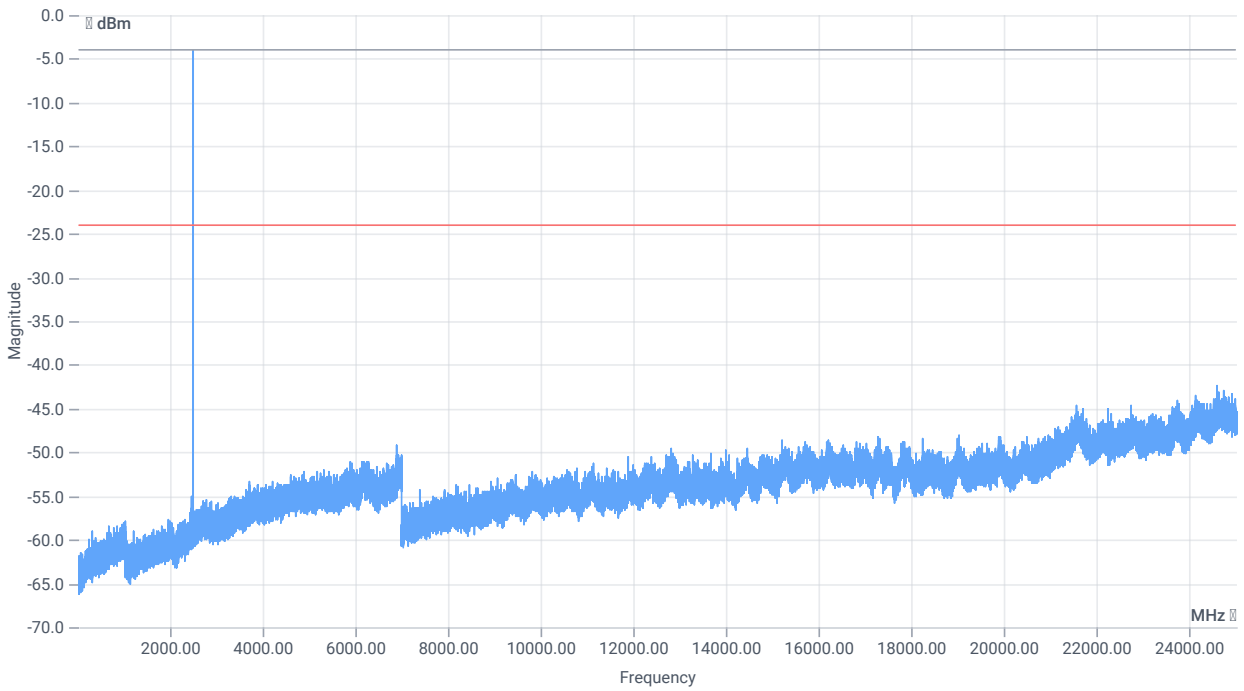
Signaling unit,Rohde&Schwarz,CMW,1201.0002k75/102550,4.0.62

Switch matrix,CTCadvanced,RSM-1 NI DAQ,31534892,NI

Test at TX 2480 MHz

RESULT: Reference Power cond.

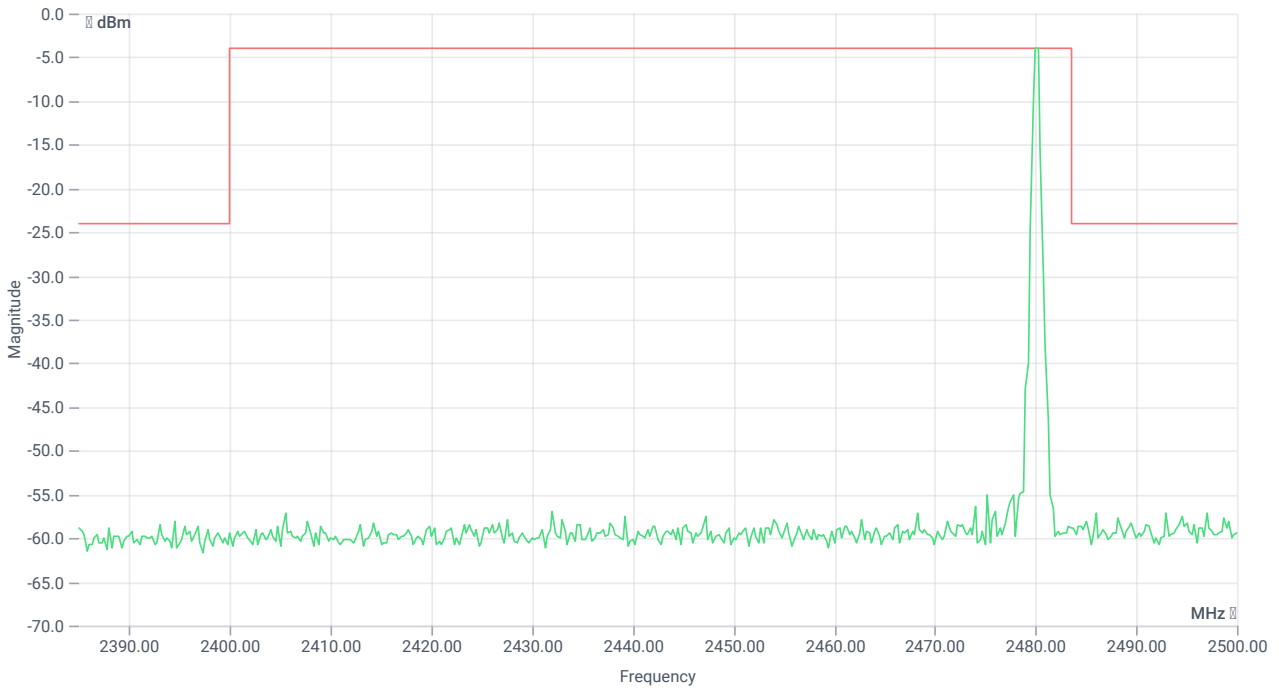
DESCRIPTION	LOWER LIMIT	UPPER LIMIT	MEASURED	UNIT	VERDICT
Ref. Power 1MHz/1MHz cond.	--	--	-4.07	dBm	INFO
Ref. Frequency	--	--	2480.400	MHz	INFO



TX emissions

READ SA SETTINGS:

RefLevel [dBm] RefLevelOffset [dB] InpAtt [dB]	-4.07 0 15
Start [MHz] Stop [MHz]	24530.000 25030.000
RBW [MHz] VBW [MHz]	0.100000 0.300000
Detector TraceMode	POS MAXH
Sweep: time [ms] count points per Section type	200 25 2001 SWE



TX emissions band zoomed

RESULT

DESCRIPTION	LOWER LIMIT	UPPER LIMIT	MEASURED	UNIT	VERDICT
Reference @ 2480.25 MHz	--	--	-3.96	dBm	INFO
No peaks detected	--	--			PASS
Lowest margin to limit 30 MHz	0	--	-135.96	dB	INFO

Verdict

PASS

FCC 15.247 # Maximum peak conducted output power FHSS ~ BT Classic EDR Pi/4DQPSK

References

TC start	10.08.2023 14:27:06
Ambit temp [°C] humidity [rel%]	0.0 0
System version	4.6.1.0
Standard Version	FCC 15.247 NI
Method	
Description	FCC 15.247 Maximum Peak Output Power Conducted FHSS - BT Classic EDR Pi/4DQPSK
Information	

EUT Common Settings BT Classic

Intermodulation Value N	3
Image Freq. Low Mid High [MHz]	0 0 0
Power Class	1
Power Control	No
Longest Supported Packet Type	DH5
RF Supported	Basic Rate True EDR Pi/4DQPSK True EDR 8DPSK True
Testmode	None
Perform Inquiry	Yes
EUT BT Address (if Inquiry No)	0123456789AB
Signaling BT Address	BABEBEDADBAD
Switch Matrix & Pathcompensation enabled	Yes

Test Parameter

Technology to test	BT Classic EDR Pi/4DQPSK
Antenna port used	1
Temperature	nom
Voltage	nom
Frequency low to test	True Freq [MHz] 2402
Frequency mid to test	False Freq [MHz] 2441
Frequency high to test	False Freq [MHz] 2480
Auto control enabled power supply Climatic Box	No No
Additional path loss [dB]	1.2
Switched path	EUT - SignalingUnit - SpectrumAnalyzer

Equipment

Equipment

Signal analyzer,Rohde&Schwarz,FSV-30,1321.3008K30/103170,3.60

Signaling unit,Rohde&Schwarz,CMW,1201.0002k75/102550,4.0.62

Switch matrix,CTCadvanced,RSM-1 NI DAQ,31534892,NI

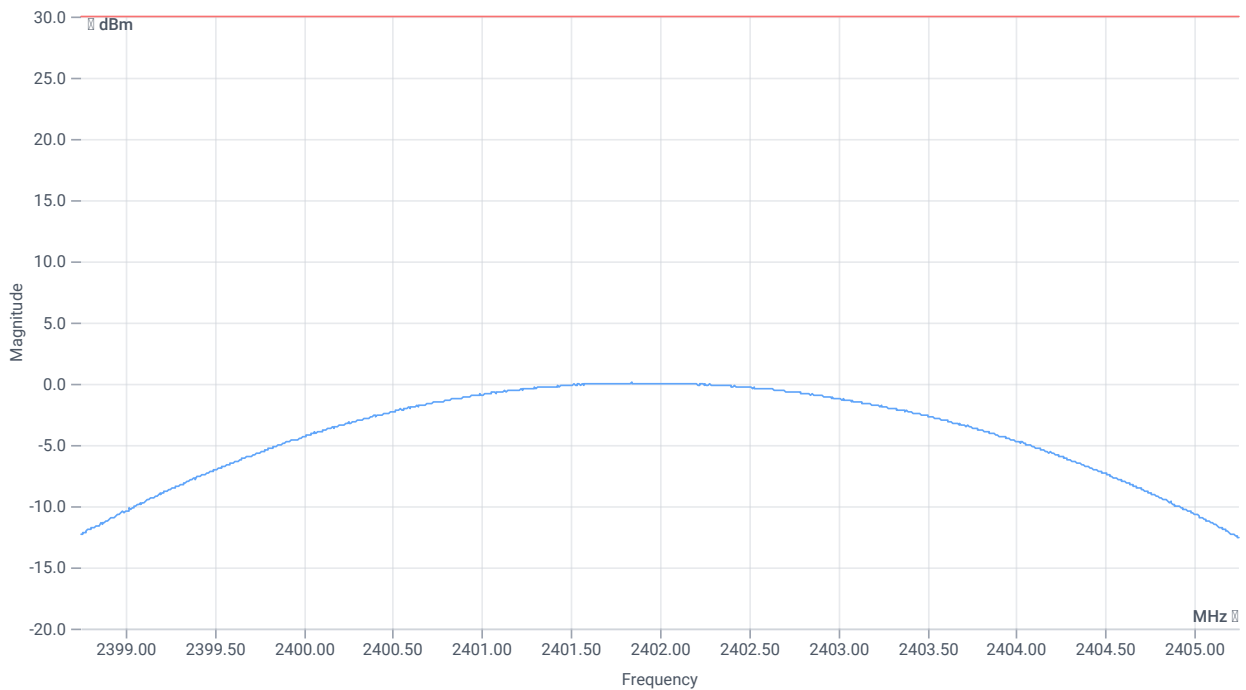
Test at TX 2402 MHz

RESULT: Reference Power cond.

DESCRIPTION	LOWER LIMIT	UPPER LIMIT	MEASURED	UNIT	VERDICT
Ref. Power 1MHz/1MHz cond.	--	--	-2.98	dBm	INFO
Ref. Frequency	--	--	2402.400	MHz	INFO

READ SA SETTINGS:

RefLevel [dBm] RefLevelOffset [dB] InpAtt [dB]	7.02 11.79 15
Start [MHz] Stop [MHz]	2398.750 2405.250
RBW [MHz] VBW [MHz]	3.000000 10.000000
Detector TraceMode	POS MAXH
Sweep: time [ms] count points per Section type	1000 10 1001 SWE



RESULT

DESCRIPTION	LOWER LIMIT	UPPER LIMIT	MEASURED	UNIT	VERDICT
Peak Power	--	30.00	0.07	dBm	PASS
Peak Power	--	1000	1.016249	mW	PASS
Frequency at Peak	--	--	2401.838	MHz	INFO

Verdict

PASS

FCC 15.247, ISED RSS247 # Bandwidth 99PCT and 20dB ~ BT Classic EDR Pi/4DQPSK

References

TC start	10.08.2023 14:27:41
Ambit temp [°C] humidity [rel%]	0.0 0
System version	4.6.1.0
Standard Version	FCC 15.247, ISED RSS247 NI
Method	
Description	FCC 15.247 Bandwidth 99PCT - 20dB FHSS - BT Classic EDR Pi/4DQPSK
Information	

EUT Common Settings BT Classic

Intermodulation Value N	3
Image Freq. Low Mid High [MHz]	0 0 0
Power Class	1
Power Control	No
Longest Supported Packet Type	DH5
RF Supported	Basic Rate True EDR Pi/4DQPSK True EDR 8DPSK True
Testmode	None
Perform Inquiry	Yes
EUT BT Address (if Inquiry No)	0123456789AB
Signaling BT Address	BABEBEDADBAD
Switch Matrix & Pathcompensation enabled	Yes

Test Parameter

Technology to test	BT Classic EDR Pi/4DQPSK
Antenna port used	1
Temperature	nom
Voltage	nom
Frequency low to test	True Freq [MHz] 2402
Frequency mid to test	False Freq [MHz] 2441
Frequency high to test	False Freq [MHz] 2480
Auto control enabled power supply Climatic Box	No No
Additional path loss [dB]	1.2
Switched path	EUT - SignalingUnit - SpectrumAnalyzer

Equipment

Equipment

Signal analyzer,Rohde&Schwarz,FSV-30,1321.3008K30/103170,3.60

Signaling unit,Rohde&Schwarz,CMW,1201.0002k75/102550,4.0.62

Switch matrix,CTCadvanced,RSM-1 NI DAQ,31534892,NI

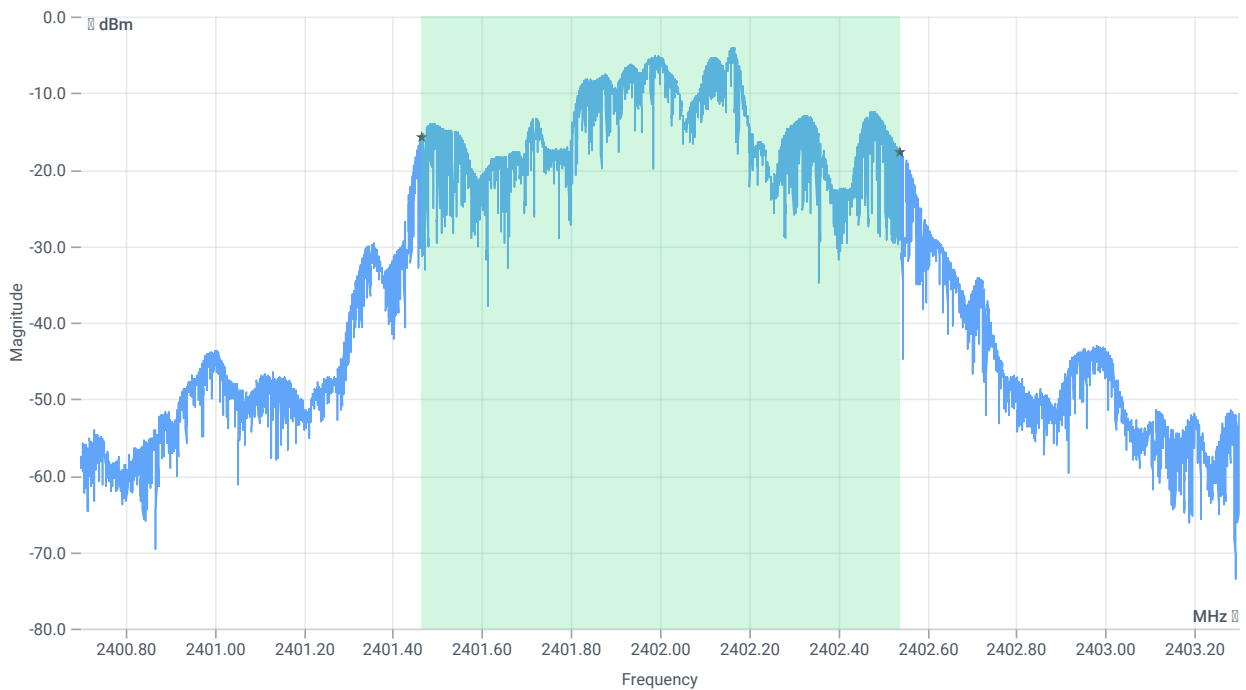
Test at TX 2402 MHz

RESULT: Reference Power cond.

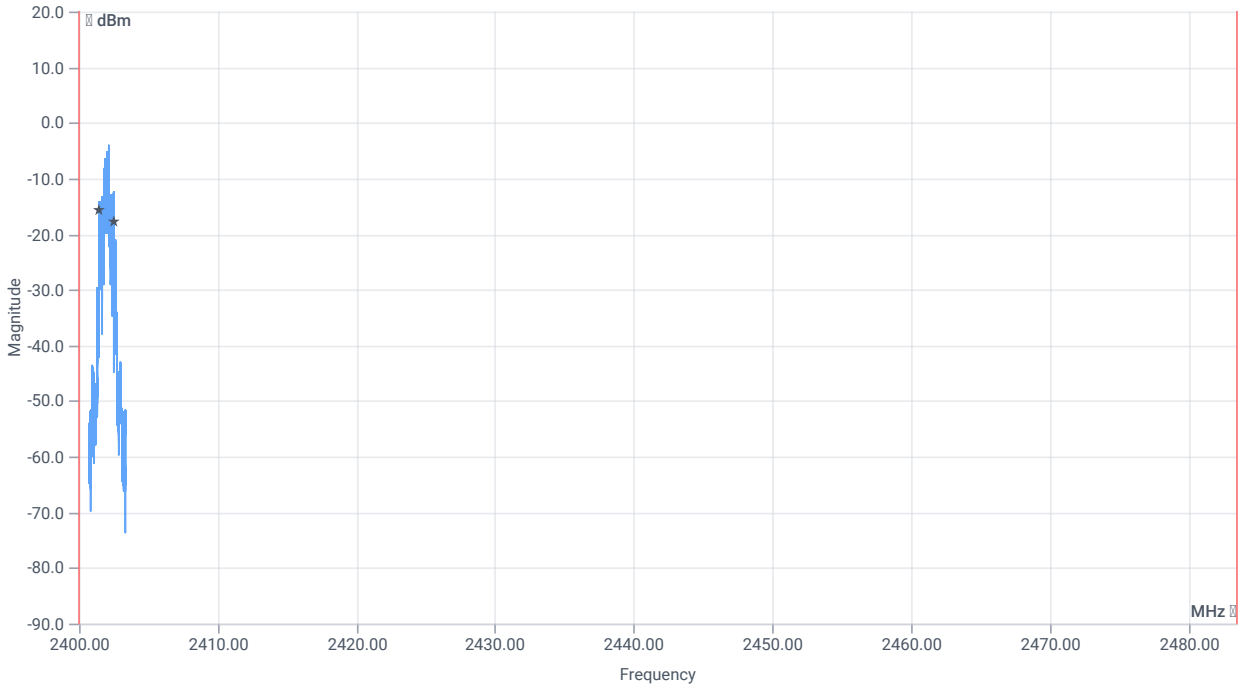
DESCRIPTION	LOWER LIMIT	UPPER LIMIT	MEASURED	UNIT	VERDICT
Ref. Power 1MHz/1MHz cond.	--	--	-2.48	dBm	INFO
Ref. Frequency	--	--	2402.500	MHz	INFO

READ SA SETTINGS:

RefLevel [dBm] RefLevelOffset [dB] InpAtt [dB]	2.52 11.79 10
Start [MHz] Stop [MHz]	2400.700 2403.300
RBW [MHz] VBW [MHz]	0.030000 0.100000
Detector TraceMode	POS MAXH
Sweep: time [ms] count points per Section type	50 200 10001 SWE



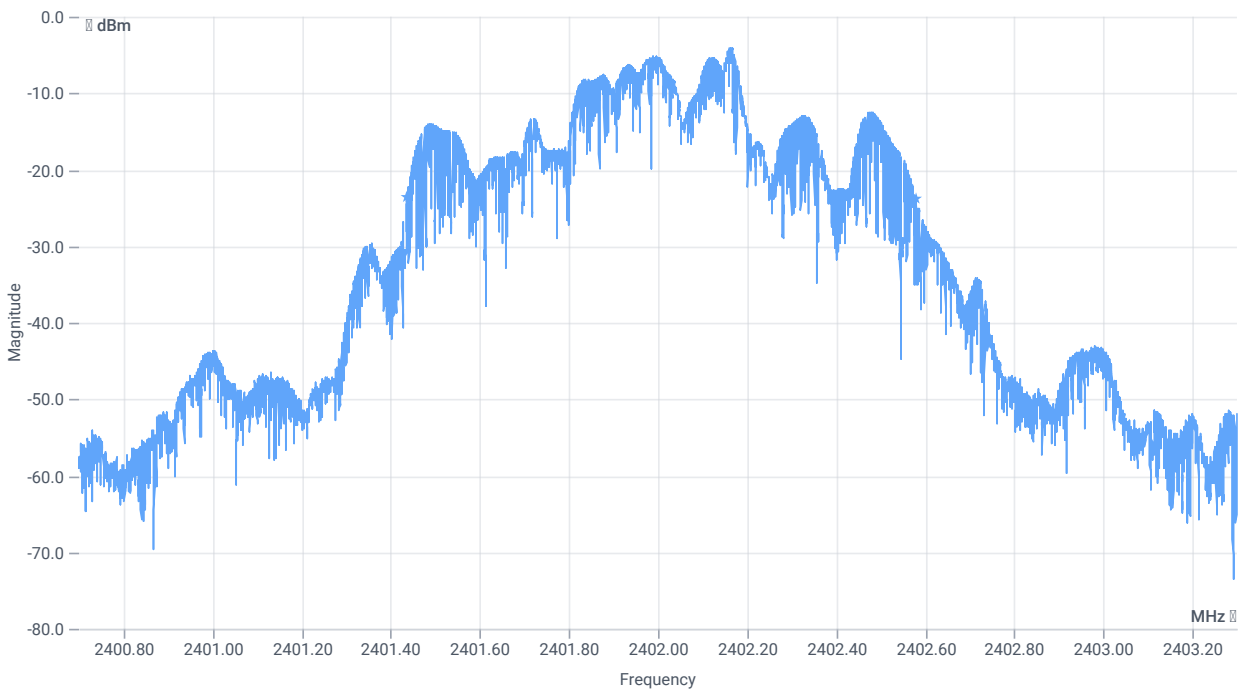
BW 99PCT



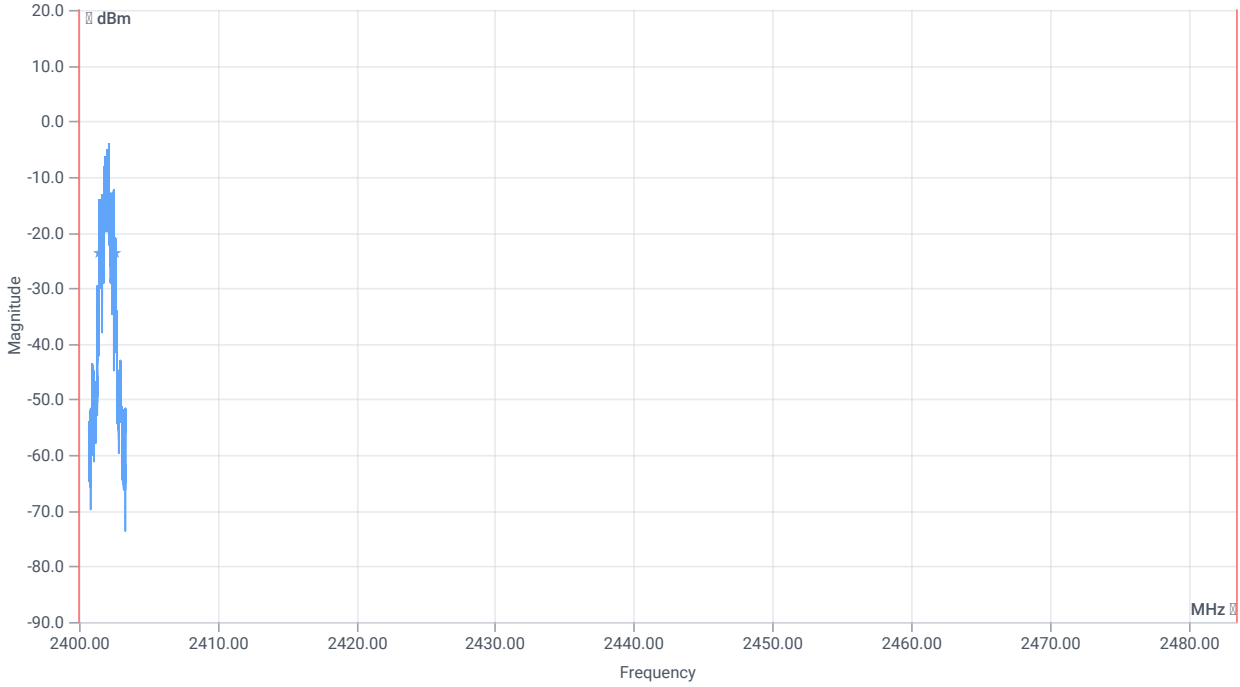
BW within Band 99PCT

RESULT

DESCRIPTION	LOWER LIMIT	UPPER LIMIT	MEASURED	UNIT	VERDICT
Bandwidth 99%	--	--	1072.000	kHz	INFO
T1 99%	2400.000000	--	2401.4660	MHz	PASS
T2 99%	--	2483.500000	2402.5379	MHz	PASS



BW 20dB



BW within Band 20dB

RESULT

DESCRIPTION	LOWER LIMIT	UPPER LIMIT	MEASURED	UNIT	VERDICT
Bandwidth 20dB	--	--	1142	kHz	INFO
T1 20DB	2400.000000	--	2401.4363	MHz	PASS
T2 20dB	--	2483.500000	2402.5785	MHz	PASS

Verdict

PASS

FCC 15.247 # TX spurious conducted 20dBc ~ BT Classic EDR Pi/4DQPSK

References

TC start	10.08.2023 14:28:25
Ambit temp [°C] humidity [rel%]	0.0 0
System version	4.6.1.0
Standard Version	FCC 15.247 NI
Method	IF DTS then 8.5 DTS emissions in non-restricted frequency bands: Subclause 11.11 of ANSI C63.10 is applicable
Description	FCC 15.247 TX Emissions Conducted FHSS - BT Classic EDR Pi/4DQPSK
Information	

EUT Common Settings BT Classic

Intermodulation Value N	3
Image Freq. Low Mid High [MHz]	0 0 0
Power Class	1
Power Control	No
Longest Supported Packet Type	DH5
RF Supported	Basic Rate True EDR Pi/4DQPSK True EDR 8DPSK True
Testmode	None
Perform Inquiry	Yes
EUT BT Address (if Inquiry No)	0123456789AB
Signaling BT Address	BABEBEDADBAD
Switch Matrix & Pathcompensation enabled	Yes

Test Parameter

Technology to test	BT Classic EDR Pi/4DQPSK
Antenna port used	1
Temperature	nom
Voltage	nom
Frequency low to test	True Freq [MHz] 2402
Frequency mid to test	False Freq [MHz] 2441
Frequency high to test	False Freq [MHz] 2480
Auto control enabled power supply Climatic Box	No No
Additional path loss [dB]	1.2
Switched path	EUT - SignalingUnit - SpectrumAnalyzer

Equipment

Equipment

Signal analyzer,Rohde&Schwarz,FSV-30,1321.3008K30/103170,3.60

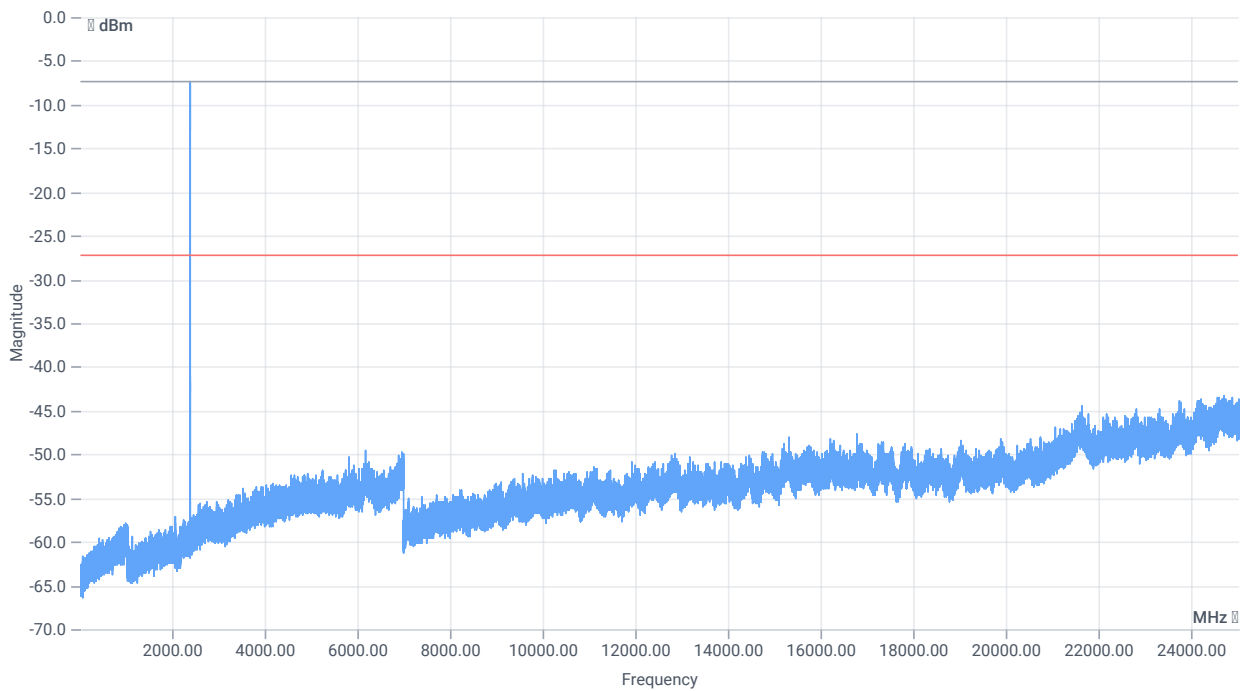
Signaling unit,Rohde&Schwarz,CMW,1201.0002k75/102550,4.0.62

Switch matrix,CTCadvanced,RSM-1 NI DAQ,31534892,NI

Test at TX 2402 MHz

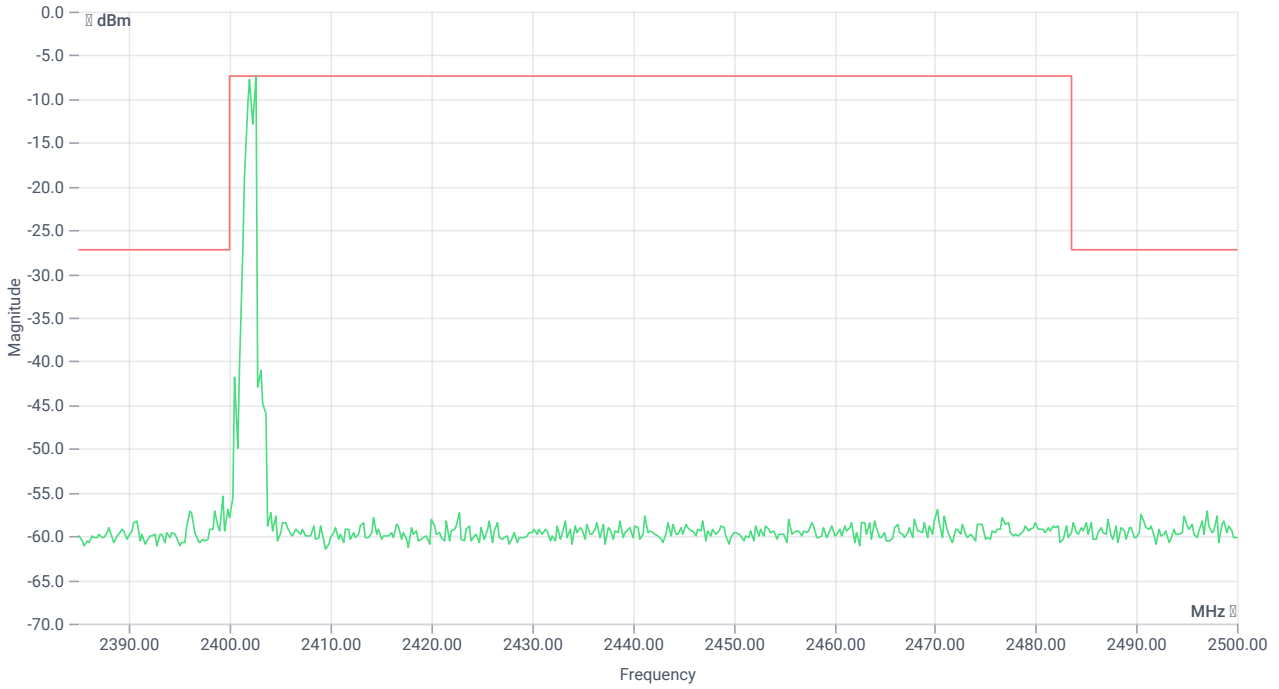
RESULT: Reference Power cond.

DESCRIPTION	LOWER LIMIT	UPPER LIMIT	MEASURED	UNIT	VERDICT
Ref. Power 1MHz/1MHz cond.	--	--	-3.01	dBm	INFO
Ref. Frequency	--	--	2401.600	MHz	INFO



READ SA SETTINGS:

RefLevel [dBm] RefLevelOffset [dB] InpAtt [dB]	-3.01 0 15
Start [MHz] Stop [MHz]	24530.000 25030.000
RBW [MHz] VBW [MHz]	0.100000 0.300000
Detector TraceMode	POS MAXH
Sweep: time [ms] count points per Section type	200 25 2001 SWE



TX emissions band zoomed

RESULT

DESCRIPTION	LOWER LIMIT	UPPER LIMIT	MEASURED	UNIT	VERDICT
Reference @ 2402.50 MHz	--	--	-7.32	dBm	INFO
No peaks detected	--	--			PASS
Lowest margin to limit 24695 MHz	0	--	16.08	dB	INFO

Verdict

PASS

FCC 15.247 # Maximum peak conducted output power FHSS ~ BT Classic EDR Pi/4DQPSK

References

TC start	10.08.2023 14:37:29
Ambit temp [°C] humidity [rel%]	0.0 0
System version	4.6.1.0
Standard Version	FCC 15.247 NI
Method	
Description	FCC 15.247 Maximum Peak Output Power Conducted FHSS - BT Classic EDR Pi/4DQPSK
Information	

EUT Common Settings BT Classic

Intermodulation Value N	3
Image Freq. Low Mid High [MHz]	0 0 0
Power Class	1
Power Control	No
Longest Supported Packet Type	DH5
RF Supported	Basic Rate True EDR Pi/4DQPSK True EDR 8DPSK True
Testmode	None
Perform Inquiry	Yes
EUT BT Address (if Inquiry No)	0123456789AB
Signaling BT Address	BABEBEDADBAD
Switch Matrix & Pathcompensation enabled	Yes

Test Parameter

Technology to test	BT Classic EDR Pi/4DQPSK
Antenna port used	1
Temperature	nom
Voltage	nom
Frequency low to test	False Freq [MHz] 2402
Frequency mid to test	True Freq [MHz] 2441
Frequency high to test	False Freq [MHz] 2480
Auto control enabled power supply Climatic Box	No No
Additional path loss [dB]	1.2
Switched path	EUT - SignalingUnit - SpectrumAnalyzer

Equipment

Equipment

Signal analyzer,Rohde&Schwarz,FSV-30,1321.3008K30/103170,3.60

Signaling unit,Rohde&Schwarz,CMW,1201.0002k75/102550,4.0.62

Switch matrix,CTCadvanced,RSM-1 NI DAQ,31534892,NI

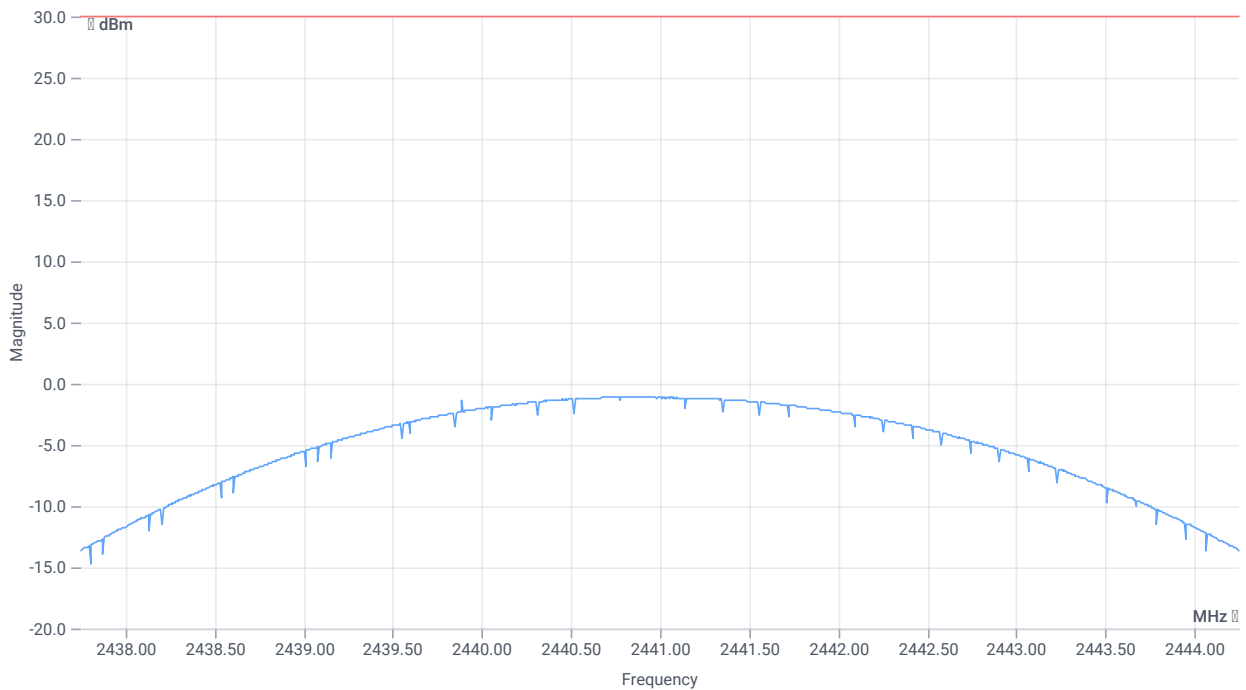
Test at TX 2441 MHz

RESULT: Reference Power cond.

DESCRIPTION	LOWER LIMIT	UPPER LIMIT	MEASURED	UNIT	VERDICT
Ref. Power 1MHz/1MHz cond.	--	--	-3.76	dBm	INFO
Ref. Frequency	--	--	2441.400	MHz	INFO

READ SA SETTINGS:

RefLevel [dBm] RefLevelOffset [dB] InpAtt [dB]	6.24 11.86 10
Start [MHz] Stop [MHz]	2437.750 2444.250
RBW [MHz] VBW [MHz]	3.000000 10.000000
Detector TraceMode	POS MAXH
Sweep: time [ms] count points per Section type	1000 10 1001 SWE



RESULT

DESCRIPTION	LOWER LIMIT	UPPER LIMIT	MEASURED	UNIT	VERDICT
Peak Power	--	30.00	-1.09	dBm	PASS
Peak Power	--	1000	0.778037	mW	PASS
Frequency at Peak	--	--	2440.851	MHz	INFO

Verdict

PASS

FCC 15.247, ISED RSS247 # Bandwidth 99PCT and 20dB ~ BT Classic EDR Pi/4DQPSK

References

TC start	10.08.2023 14:38:08
Ambit temp [°C] humidity [rel%]	0.0 0
System version	4.6.1.0
Standard Version	FCC 15.247, ISED RSS247 NI
Method	
Description	FCC 15.247 Bandwidth 99PCT - 20dB FHSS - BT Classic EDR Pi/4DQPSK
Information	

EUT Common Settings BT Classic

Intermodulation Value N	3
Image Freq. Low Mid High [MHz]	0 0 0
Power Class	1
Power Control	No
Longest Supported Packet Type	DH5
RF Supported	Basic Rate True EDR Pi/4DQPSK True EDR 8DPSK True
Testmode	None
Perform Inquiry	Yes
EUT BT Address (if Inquiry No)	0123456789AB
Signaling BT Address	BABEBEDADBAD
Switch Matrix & Pathcompensation enabled	Yes

Test Parameter

Technology to test	BT Classic EDR Pi/4DQPSK
Antenna port used	1
Temperature	nom
Voltage	nom
Frequency low to test	False Freq [MHz] 2402
Frequency mid to test	True Freq [MHz] 2441
Frequency high to test	False Freq [MHz] 2480
Auto control enabled power supply Climatic Box	No No
Additional path loss [dB]	1.2
Switched path	EUT - SignalingUnit - SpectrumAnalyzer

Equipment

Equipment

Signal analyzer,Rohde&Schwarz,FSV-30,1321.3008K30/103170,3.60

Signaling unit,Rohde&Schwarz,CMW,1201.0002k75/102550,4.0.62

Switch matrix,CTCadvanced,RSM-1 NI DAQ,31534892,NI

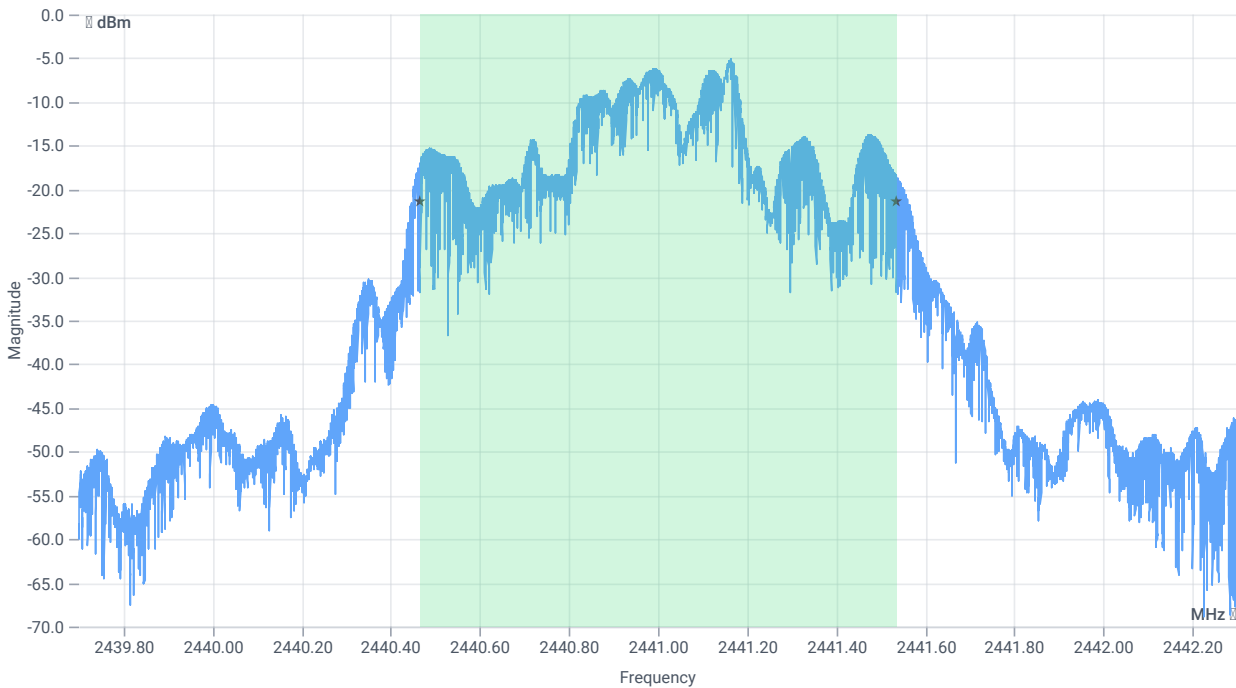
Test at TX 2441 MHz

RESULT: Reference Power cond.

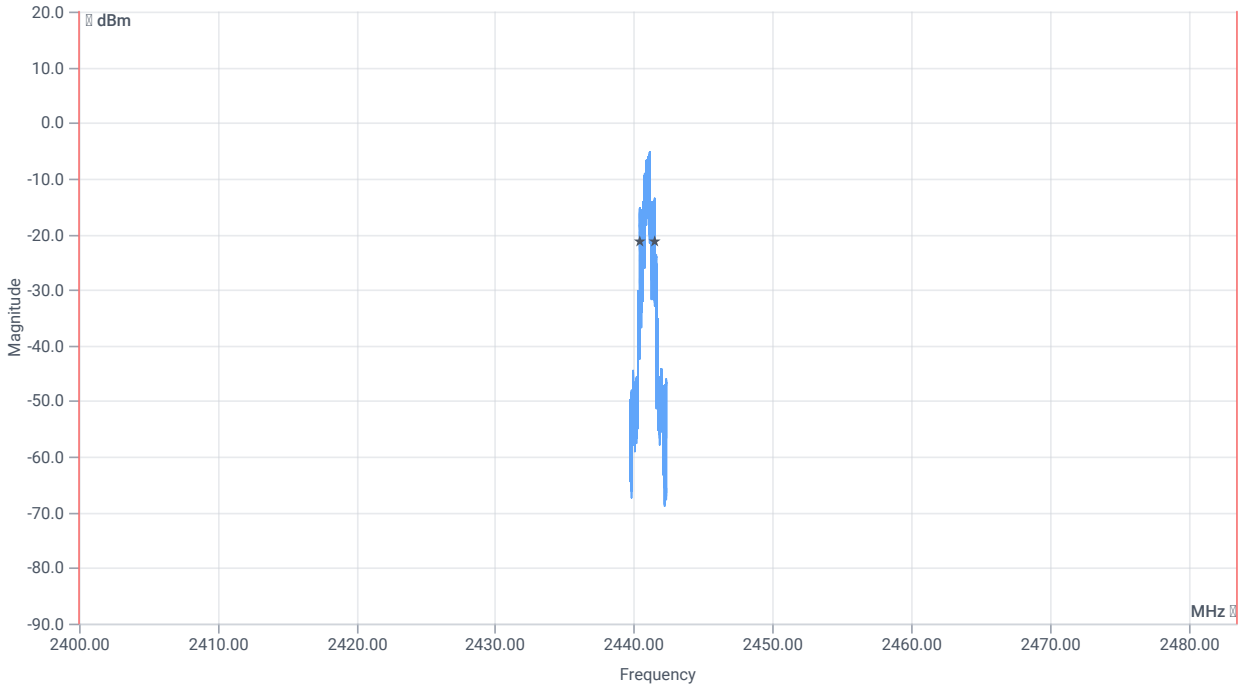
DESCRIPTION	LOWER LIMIT	UPPER LIMIT	MEASURED	UNIT	VERDICT
Ref. Power 1MHz/1MHz cond.	--	--	-3.57	dBm	INFO
Ref. Frequency	--	--	2441.400	MHz	INFO

READ SA SETTINGS:

RefLevel [dBm] RefLevelOffset [dB] InpAtt [dB]	1.43 11.86 5
Start [MHz] Stop [MHz]	2439.700 2442.300
RBW [MHz] VBW [MHz]	0.030000 0.100000
Detector TraceMode	POS MAXH
Sweep: time [ms] count points per Section type	50 200 10001 SWE



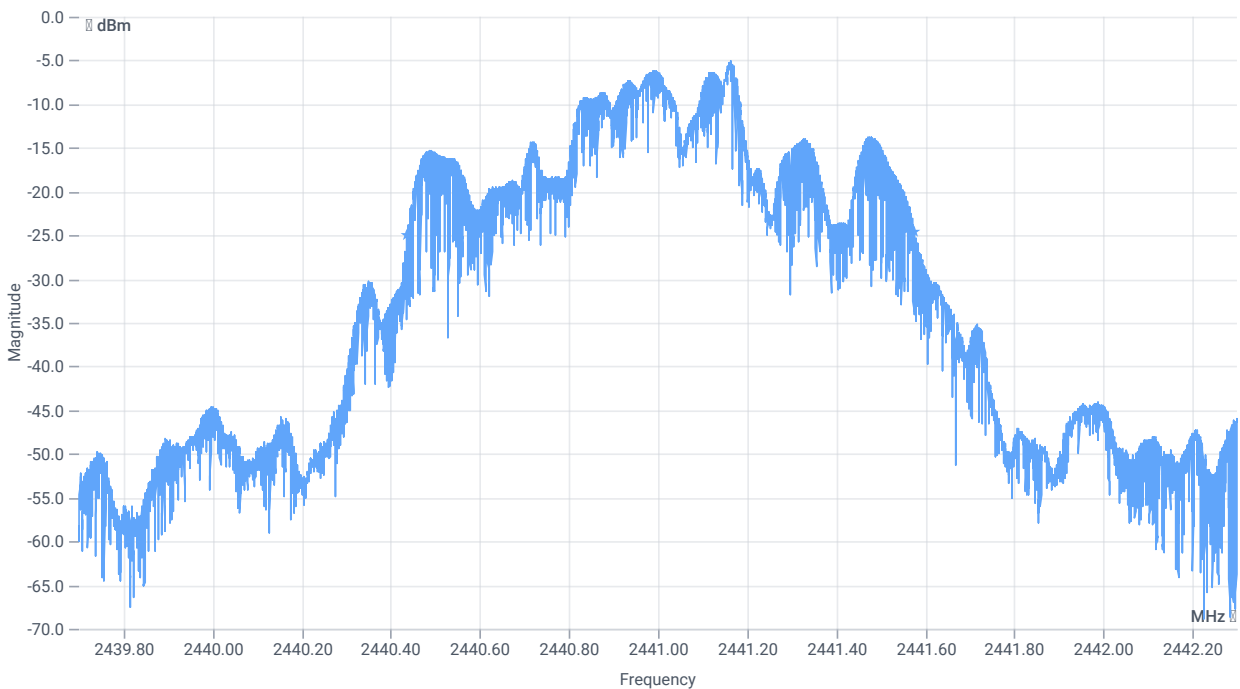
BW 99PCT



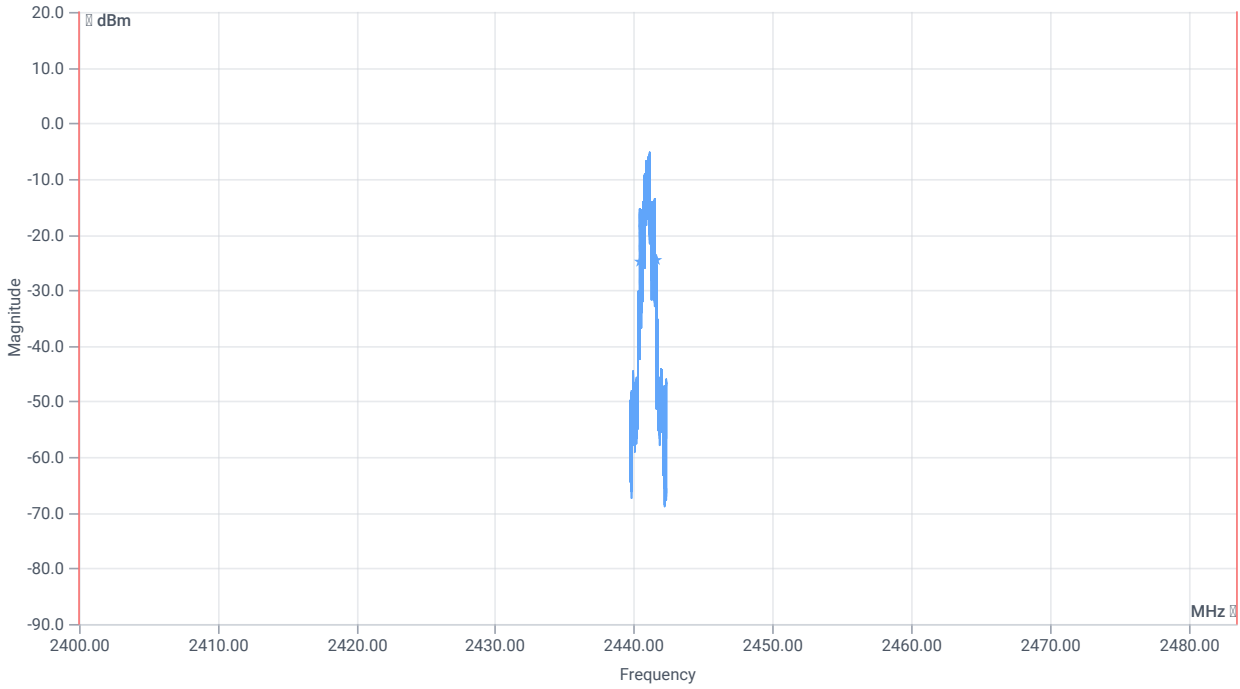
BW within Band 99PCT

RESULT

DESCRIPTION	LOWER LIMIT	UPPER LIMIT	MEASURED	UNIT	VERDICT
Bandwidth 99%	--	--	1070.000	kHz	INFO
T1 99%	2400.000000	--	2440.4663	MHz	PASS
T2 99%	--	2483.500000	2441.5361	MHz	PASS



BW 20dB



BW within Band 20dB

RESULT

DESCRIPTION	LOWER LIMIT	UPPER LIMIT	MEASURED	UNIT	VERDICT
Bandwidth 20dB	--	--	1139	kHz	INFO
T1 20DB	2400.000000	--	2440.4366	MHz	PASS
T2 20dB	--	2483.500000	2441.5751	MHz	PASS

Verdict

PASS

FCC 15.247 # TX spurious conducted 20dBc ~ BT Classic EDR Pi/4DQPSK

References

TC start	10.08.2023 14:38:53
Ambit temp [°C] humidity [rel%]	0.0 0
System version	4.6.1.0
Standard Version	FCC 15.247 NI
Method	IF DTS then 8.5 DTS emissions in non-restricted frequency bands: Subclause 11.11 of ANSI C63.10 is applicable
Description	FCC 15.247 TX Emissions Conducted FHSS - BT Classic EDR Pi/4DQPSK
Information	

EUT Common Settings BT Classic

Intermodulation Value N	3
Image Freq. Low Mid High [MHz]	0 0 0
Power Class	1
Power Control	No
Longest Supported Packet Type	DH5
RF Supported	Basic Rate True EDR Pi/4DQPSK True EDR 8DPSK True
Testmode	None
Perform Inquiry	Yes
EUT BT Address (if Inquiry No)	0123456789AB
Signaling BT Address	BABEBEDADBAD
Switch Matrix & Pathcompensation enabled	Yes

Test Parameter

Technology to test	BT Classic EDR Pi/4DQPSK
Antenna port used	1
Temperature	nom
Voltage	nom
Frequency low to test	False Freq [MHz] 2402
Frequency mid to test	True Freq [MHz] 2441
Frequency high to test	False Freq [MHz] 2480
Auto control enabled power supply Climatic Box	No No
Additional path loss [dB]	1.2
Switched path	EUT - SignalingUnit - SpectrumAnalyzer

Equipment

Equipment

Signal analyzer,Rohde&Schwarz,FSV-30,1321.3008K30/103170,3.60

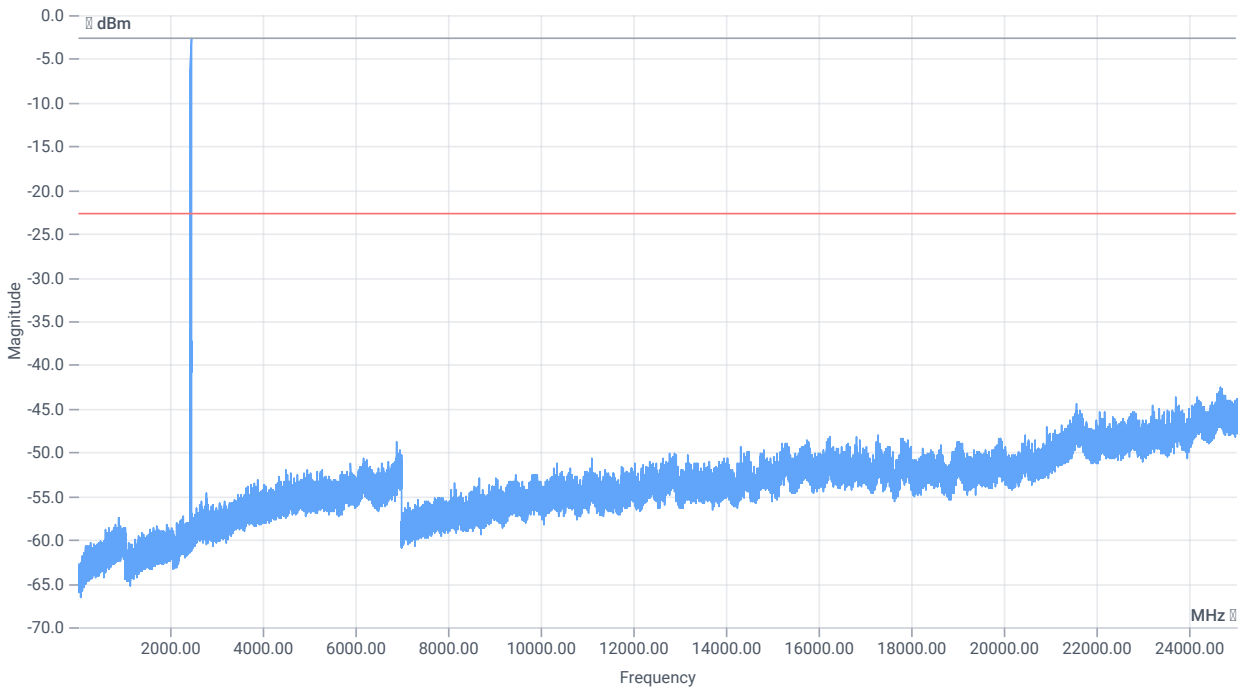
Signaling unit,Rohde&Schwarz,CMW,1201.0002k75/102550,4.0.62

Switch matrix,CTCadvanced,RSM-1 NI DAQ,31534892,NI

Test at TX 2441 MHz

RESULT: Reference Power cond.

DESCRIPTION	LOWER LIMIT	UPPER LIMIT	MEASURED	UNIT	VERDICT
Ref. Power 1MHz/1MHz cond.	--	--	-3.85	dBm	INFO
Ref. Frequency	--	--	2441.400	MHz	INFO



TX emissions

READ SA SETTINGS:

RefLevel [dBm] RefLevelOffset [dB] InpAtt [dB]	-3.85 0 15
Start [MHz] Stop [MHz]	24530.000 25030.000
RBW [MHz] VBW [MHz]	0.100000 0.300000
Detector TraceMode	POS MAXH
Sweep: time [ms] count points per Section type	200 25 2001 SWE



TX emissions band zoomed

RESULT

DESCRIPTION	LOWER LIMIT	UPPER LIMIT	MEASURED	UNIT	VERDICT
Reference @ 2441.00 MHz	--	--	-2.63	dBm	INFO
No peaks detected	--	--			PASS
Lowest margin to limit 24671.5 MHz	0	--	19.95	dB	INFO

Verdict

PASS

FCC 15.247 # TX spurious conducted 20dBc ~ BT Classic EDR Pi/4DQPSK

References

TC start	10.08.2023 14:48:39
Ambit temp [°C] humidity [rel%]	0.0 0
System version	4.6.1.0
Standard Version	FCC 15.247 NI
Method	IF DTS then 8.5 DTS emissions in non-restricted frequency bands: Subclause 11.11 of ANSI C63.10 is applicable
Description	FCC 15.247 TX Emissions Conducted FHSS - BT Classic EDR Pi/4DQPSK
Information	

EUT Common Settings BT Classic

Intermodulation Value N	3
Image Freq. Low Mid High [MHz]	0 0 0
Power Class	1
Power Control	No
Longest Supported Packet Type	DH5
RF Supported	Basic Rate True EDR Pi/4DQPSK True EDR 8DPSK True
Testmode	None
Perform Inquiry	Yes
EUT BT Address (if Inquiry No)	0123456789AB
Signaling BT Address	BABEBEDADBAD
Switch Matrix & Pathcompensation enabled	Yes

Test Parameter

Technology to test	BT Classic EDR Pi/4DQPSK
Antenna port used	1
Temperature	nom
Voltage	nom
Frequency low to test	False Freq [MHz] 2402
Frequency mid to test	False Freq [MHz] 2441
Frequency high to test	True Freq [MHz] 2480
Auto control enabled power supply Climatic Box	No No
Additional path loss [dB]	1.2
Switched path	EUT - SignalingUnit - SpectrumAnalyzer

Equipment

Equipment

Signal analyzer,Rohde&Schwarz,FSV-30,1321.3008K30/103170,3.60

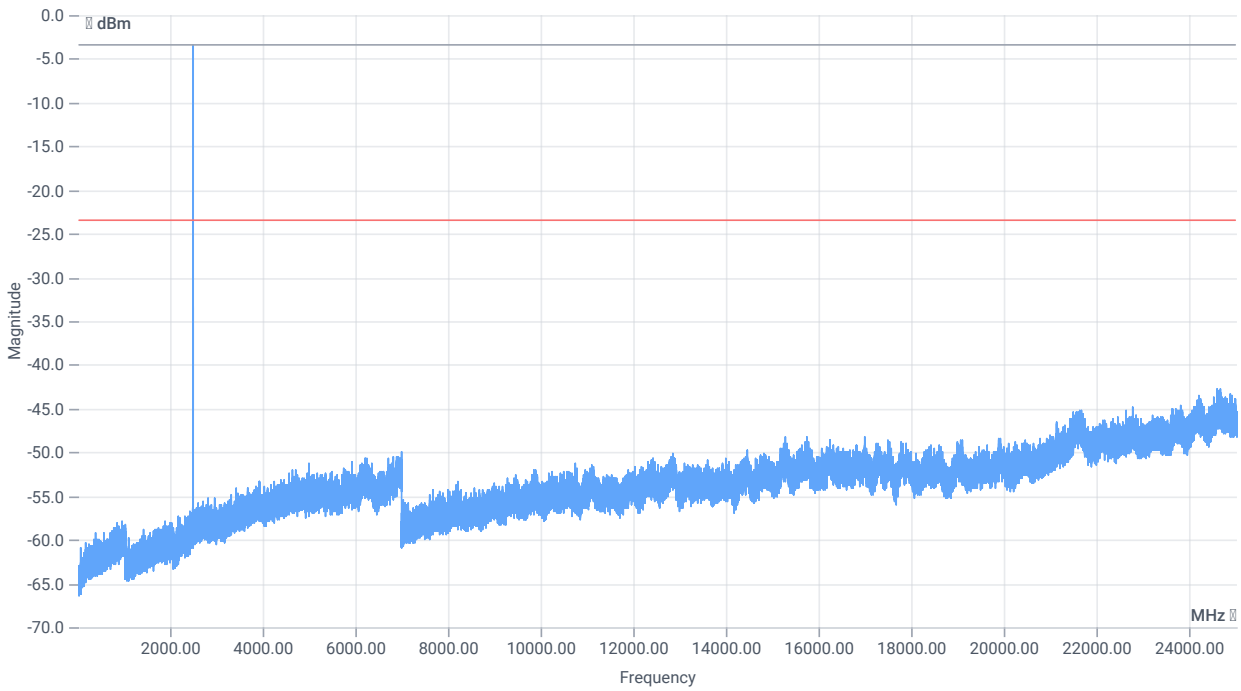
Signaling unit,Rohde&Schwarz,CMW,1201.0002k75/102550,4.0.62

Switch matrix,CTCadvanced,RSM-1 NI DAQ,31534892,NI

Test at TX 2480 MHz

RESULT: Reference Power cond.

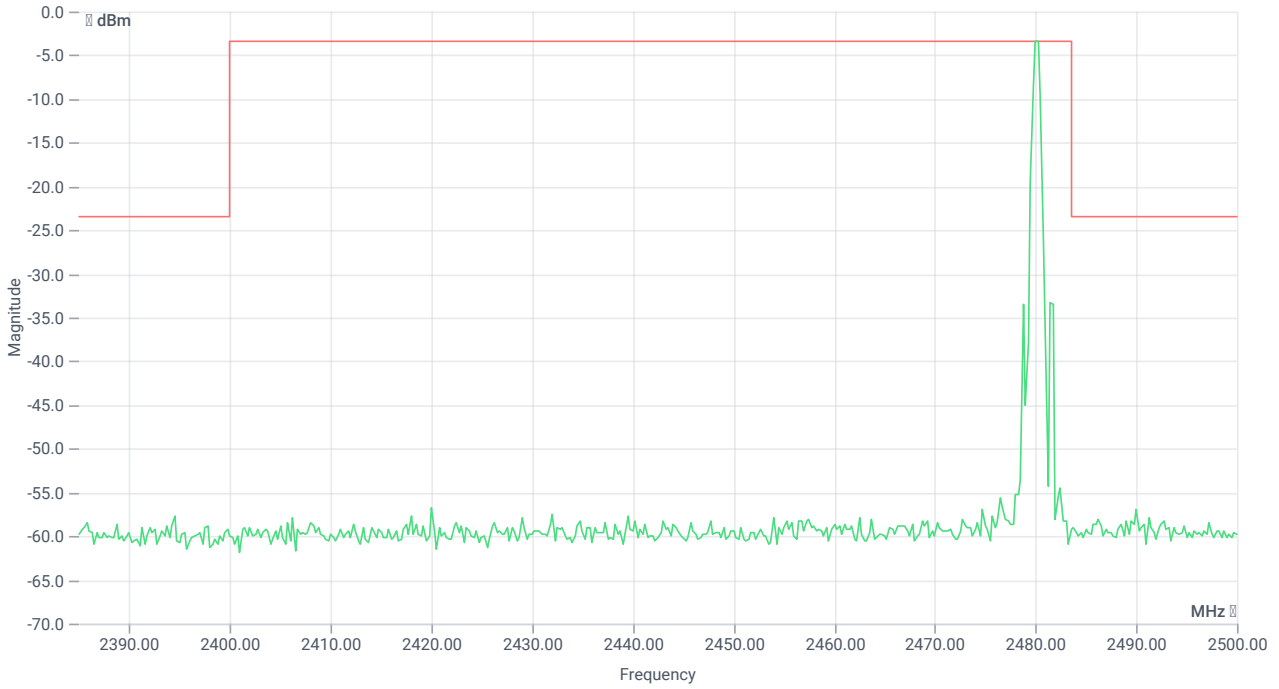
DESCRIPTION	LOWER LIMIT	UPPER LIMIT	MEASURED	UNIT	VERDICT
Ref. Power 1MHz/1MHz cond.	--	--	-4.13	dBm	INFO
Ref. Frequency	--	--	2480.400	MHz	INFO



TX emissions

READ SA SETTINGS:

RefLevel [dBm] RefLevelOffset [dB] InpAtt [dB]	-4.13 0 15
Start [MHz] Stop [MHz]	24530.000 25030.000
RBW [MHz] VBW [MHz]	0.100000 0.300000
Detector TraceMode	POS MAXH
Sweep: time [ms] count points per Section type	200 25 2001 SWE



TX emissions band zoomed

RESULT

DESCRIPTION	LOWER LIMIT	UPPER LIMIT	MEASURED	UNIT	VERDICT
Reference @ 2480.25 MHz	--	--	-3.38	dBm	INFO
No peaks detected	--	--			PASS
Lowest margin to limit 24592.5 MHz	0	--	19.34	dB	INFO

Verdict

PASS

FCC 15.247, ISED RSS247 # Bandwidth 99PCT and 20dB ~ BT Classic EDR Pi/4DQPSK

References

TC start	10.08.2023 14:47:58
Ambit temp [°C] humidity [rel%]	0.0 0
System version	4.6.1.0
Standard Version	FCC 15.247, ISED RSS247 NI
Method	
Description	FCC 15.247 Bandwidth 99PCT - 20dB FHSS - BT Classic EDR Pi/4DQPSK
Information	

EUT Common Settings BT Classic

Intermodulation Value N	3
Image Freq. Low Mid High [MHz]	0 0 0
Power Class	1
Power Control	No
Longest Supported Packet Type	DH5
RF Supported	Basic Rate True EDR Pi/4DQPSK True EDR 8DPSK True
Testmode	None
Perform Inquiry	Yes
EUT BT Address (if Inquiry No)	0123456789AB
Signaling BT Address	BABEBEDADBAD
Switch Matrix & Pathcompensation enabled	Yes

Test Parameter

Technology to test	BT Classic EDR Pi/4DQPSK
Antenna port used	1
Temperature	nom
Voltage	nom
Frequency low to test	False Freq [MHz] 2402
Frequency mid to test	False Freq [MHz] 2441
Frequency high to test	True Freq [MHz] 2480
Auto control enabled power supply Climatic Box	No No
Additional path loss [dB]	1.2
Switched path	EUT - SignalingUnit - SpectrumAnalyzer

Equipment

Equipment

Signal analyzer,Rohde&Schwarz,FSV-30,1321.3008K30/103170,3.60

Signaling unit,Rohde&Schwarz,CMW,1201.0002k75/102550,4.0.62

Switch matrix,CTCadvanced,RSM-1 NI DAQ,31534892,NI

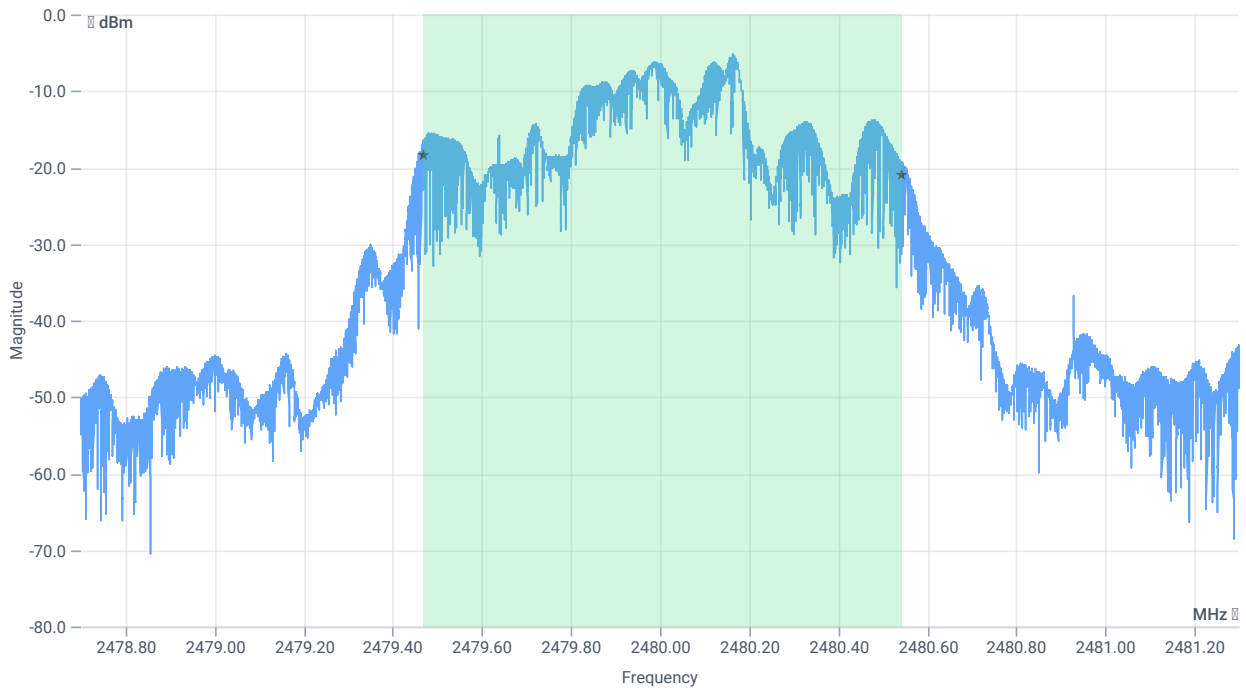
Test at TX 2480 MHz

RESULT: Reference Power cond.

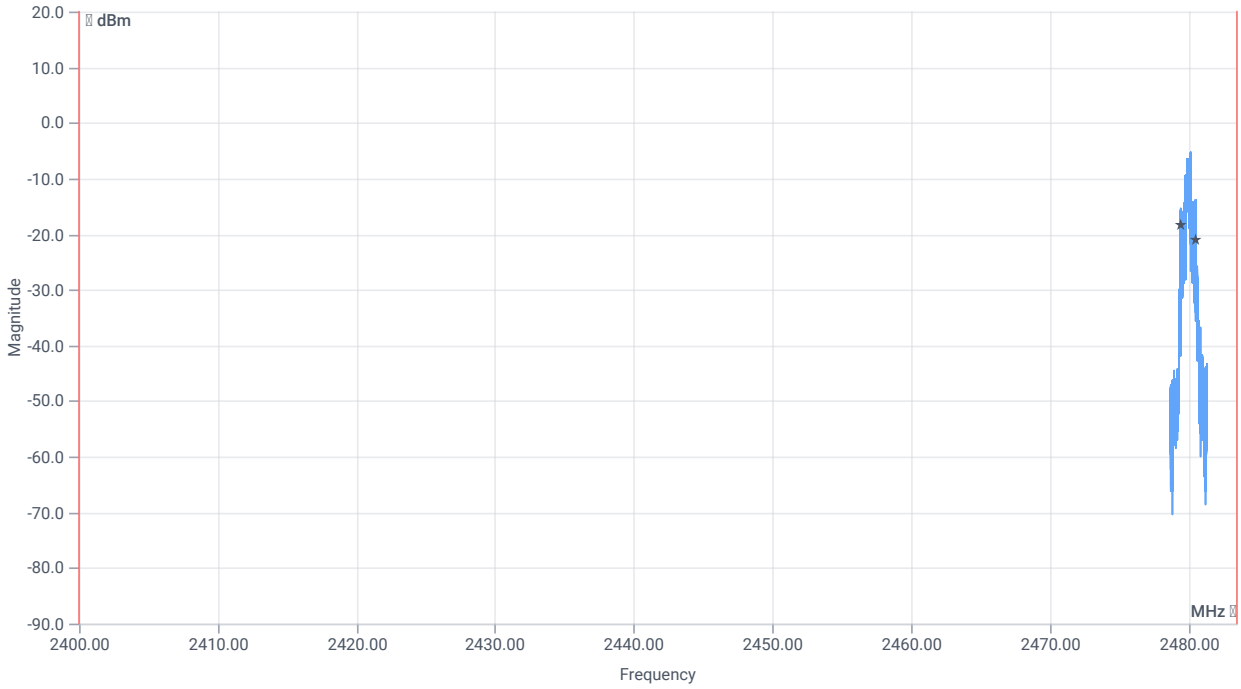
DESCRIPTION	LOWER LIMIT	UPPER LIMIT	MEASURED	UNIT	VERDICT
Ref. Power 1MHz/1MHz cond.	--	--	-3.71	dBm	INFO
Ref. Frequency	--	--	2480.500	MHz	INFO

READ SA SETTINGS:

RefLevel [dBm] RefLevelOffset [dB] InpAtt [dB]	1.29 11.91 5
Start [MHz] Stop [MHz]	2478.700 2481.300
RBW [MHz] VBW [MHz]	0.030000 0.100000
Detector TraceMode	POS MAXH
Sweep: time [ms] count points per Section type	50 200 10001 SWE



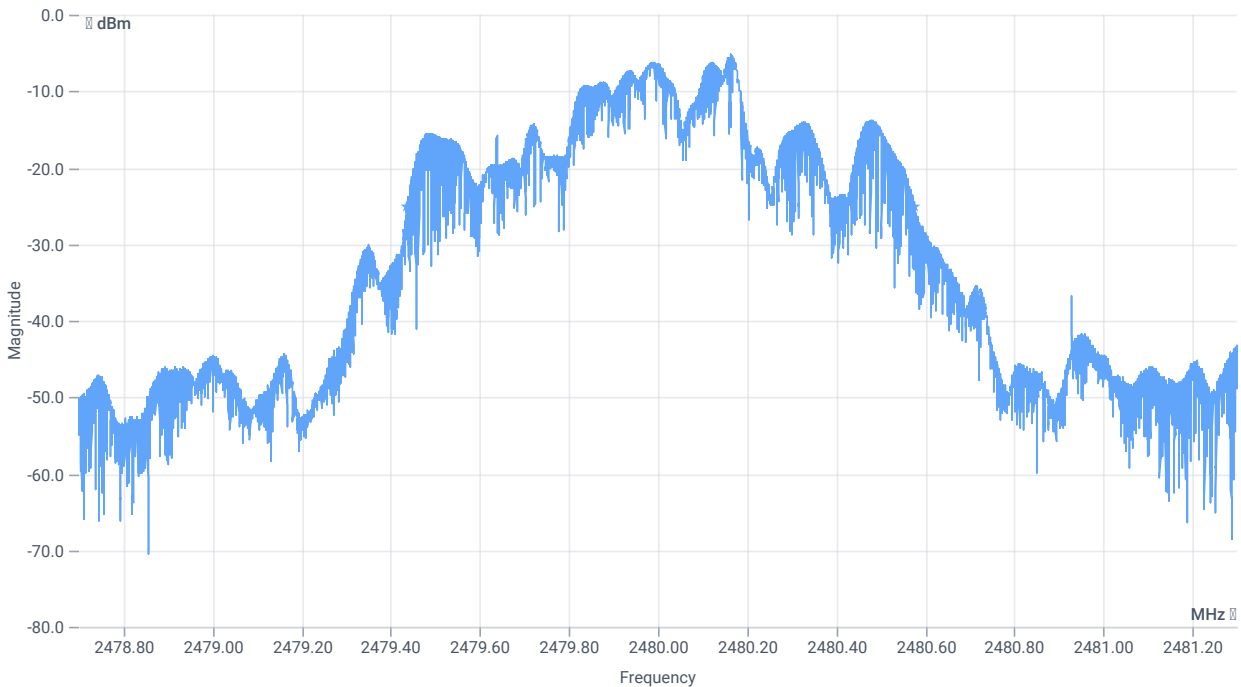
BW 99PCT



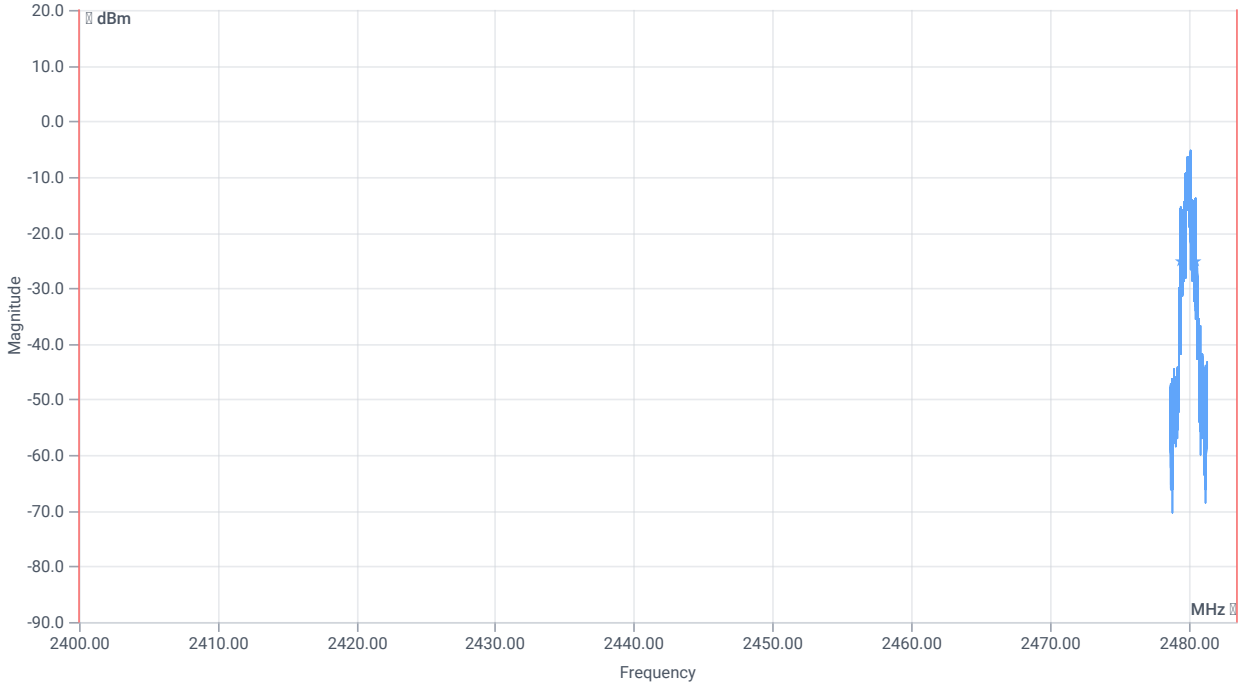
BW within Band 99PCT

RESULT

DESCRIPTION	LOWER LIMIT	UPPER LIMIT	MEASURED	UNIT	VERDICT
Bandwidth 99%	--	--	1075.000	kHz	INFO
T1 99%	2400.000000	--	2479.4681	MHz	PASS
T2 99%	--	2483.500000	2480.5431	MHz	PASS



BW 20dB



BW within Band 20dB

RESULT

DESCRIPTION	LOWER LIMIT	UPPER LIMIT	MEASURED	UNIT	VERDICT
Bandwidth 20dB	--	--	1142	kHz	INFO
T1 20dB	2400.000000	--	2479.4353	MHz	PASS
T2 20dB	--	2483.500000	2480.5775	MHz	PASS

Verdict

PASS

FCC 15.247 # Maximum peak conducted output power FHSS ~ BT Classic EDR Pi/4DQPSK

References

TC start	10.08.2023 14:47:08
Ambit temp [°C] humidity [rel%]	0.0 0
System version	4.6.1.0
Standard Version	FCC 15.247 NI
Method	
Description	FCC 15.247 Maximum Peak Output Power Conducted FHSS - BT Classic EDR Pi/4DQPSK
Information	

EUT Common Settings BT Classic

Intermodulation Value N	3
Image Freq. Low Mid High [MHz]	0 0 0
Power Class	1
Power Control	No
Longest Supported Packet Type	DH5
RF Supported	Basic Rate True EDR Pi/4DQPSK True EDR 8DPSK True
Testmode	None
Perform Inquiry	Yes
EUT BT Address (if Inquiry No)	0123456789AB
Signaling BT Address	BABEBEDADBAD
Switch Matrix & Pathcompensation enabled	Yes

Test Parameter

Technology to test	BT Classic EDR Pi/4DQPSK
Antenna port used	1
Temperature	nom
Voltage	nom
Frequency low to test	False Freq [MHz] 2402
Frequency mid to test	False Freq [MHz] 2441
Frequency high to test	True Freq [MHz] 2480
Auto control enabled power supply Climatic Box	No No
Additional path loss [dB]	1.2
Switched path	EUT - SignalingUnit - SpectrumAnalyzer

Equipment

Equipment

Signal analyzer,Rohde&Schwarz,FSV-30,1321.3008K30/103170,3.60

Signaling unit,Rohde&Schwarz,CMW,1201.0002k75/102550,4.0.62

Switch matrix,CTCadvanced,RSM-1 NI DAQ,31534892,NI

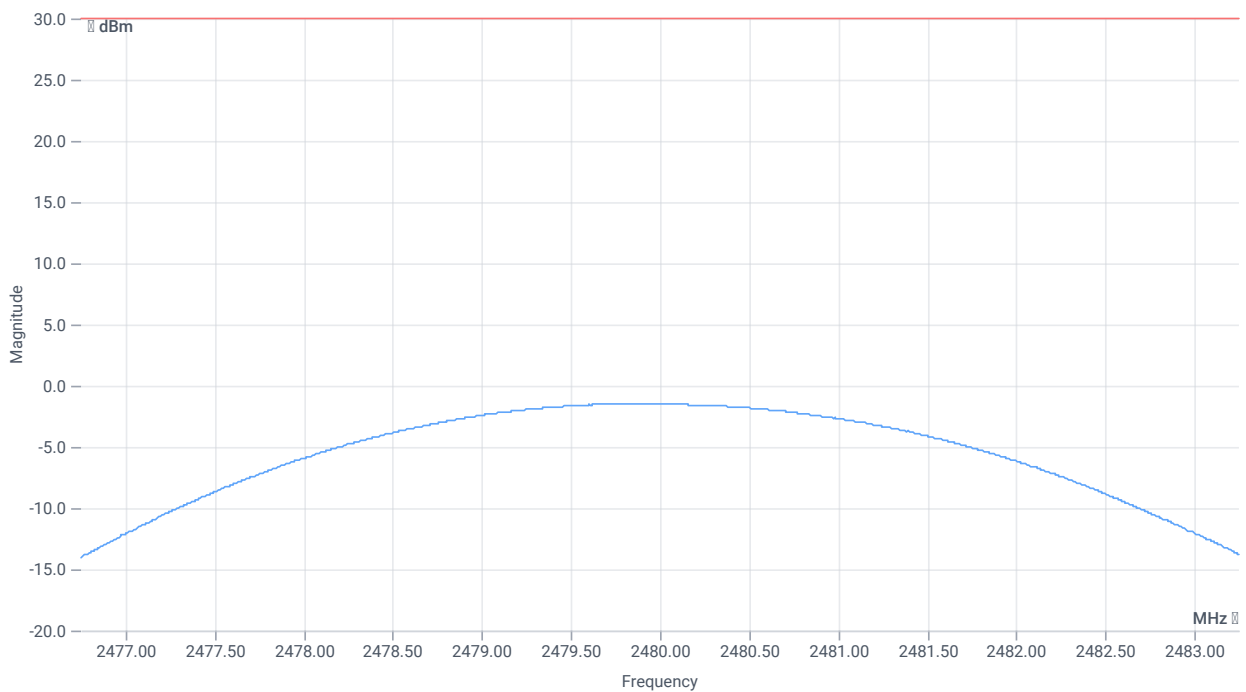
Test at TX 2480 MHz

RESULT: Reference Power cond.

DESCRIPTION	LOWER LIMIT	UPPER LIMIT	MEASURED	UNIT	VERDICT
Ref. Power 1MHz/1MHz cond.	--	--	-3.64	dBm	INFO
Ref. Frequency	--	--	2480.600	MHz	INFO

READ SA SETTINGS:

RefLevel [dBm] RefLevelOffset [dB] InpAtt [dB]	6.36 11.91 10
Start [MHz] Stop [MHz]	2476.750 2483.250
RBW [MHz] VBW [MHz]	3.000000 10.000000
Detector TraceMode	POS MAXH
Sweep: time [ms] count points per Section type	1000 10 1001 SWE



RESULT

DESCRIPTION	LOWER LIMIT	UPPER LIMIT	MEASURED	UNIT	VERDICT
Peak Power	--	30.00	-1.48	dBm	PASS
Peak Power	--	1000	0.711214	mW	PASS
Frequency at Peak	--	--	2479.831	MHz	INFO

Verdict

PASS

FCC 15.247, ISED RSS247 # Bandwidth 99PCT and 20dB ~ BT Classic EDR 8DPSK

References

TC start	10.08.2023 14:57:14
Ambit temp [°C] humidity [rel%]	0.0 0
System version	4.6.1.0
Standard Version	FCC 15.247, ISED RSS247 NI
Method	
Description	FCC 15.247 Bandwidth 99PCT - 20dB FHSS - BT Classic EDR 8DPSK
Information	

EUT Common Settings BT Classic

Intermodulation Value N	3
Image Freq. Low Mid High [MHz]	0 0 0
Power Class	1
Power Control	No
Longest Supported Packet Type	DH5
RF Supported	Basic Rate True EDR Pi/4DQPSK True EDR 8DPSK True
Testmode	None
Perform Inquiry	Yes
EUT BT Address (if Inquiry No)	0123456789AB
Signaling BT Address	BABEBEDADBAD
Switch Matrix & Pathcompensation enabled	Yes

Test Parameter

Technology to test	BT Classic EDR 8DPSK
Antenna port used	1
Temperature	nom
Voltage	nom
Frequency low to test	True Freq [MHz] 2402
Frequency mid to test	False Freq [MHz] 2441
Frequency high to test	False Freq [MHz] 2480
Auto control enabled power supply Climatic Box	No No
Additional path loss [dB]	1.2
Switched path	EUT - SignalingUnit - SpectrumAnalyzer

Equipment

Signal analyzer,Rohde&Schwarz,FSV-30,1321.3008K30/103170,3.60

Equipment

Signaling unit,Rohde&Schwarz,CMW,1201.0002k75/102550,4.0.62

Switch matrix,CTCadvanced,RSM-1 NI DAQ,31534892,NI

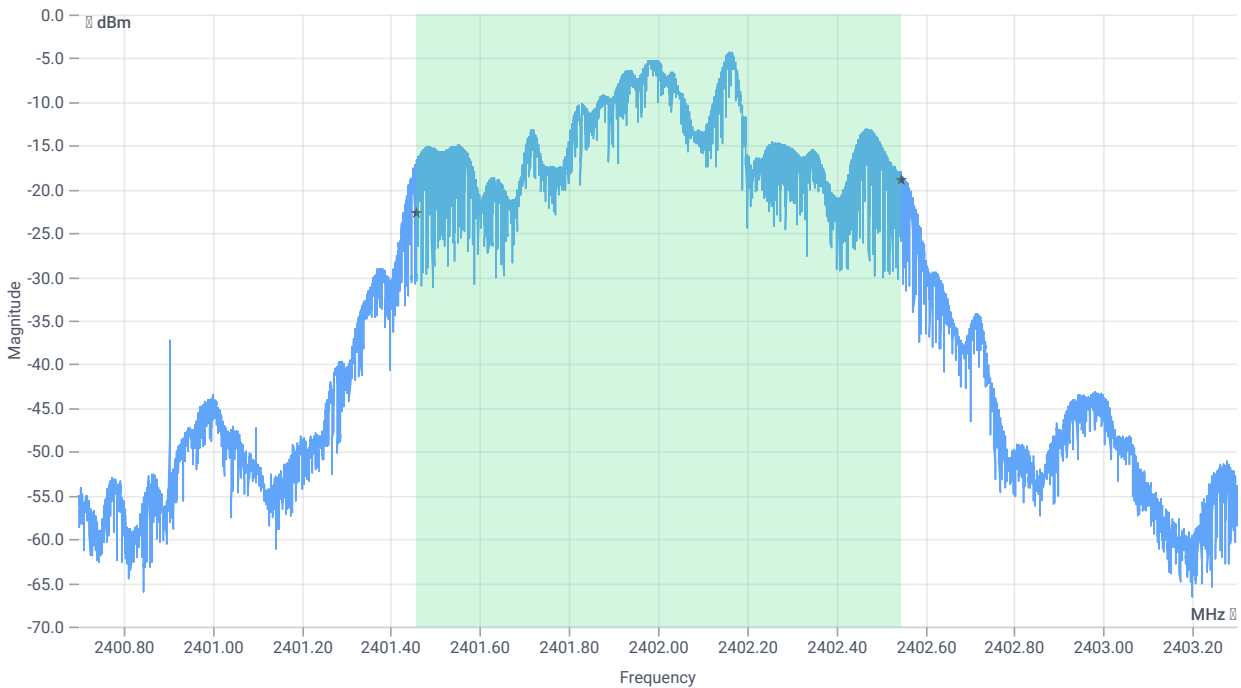
Test at TX 2402 MHz

RESULT: Reference Power cond.

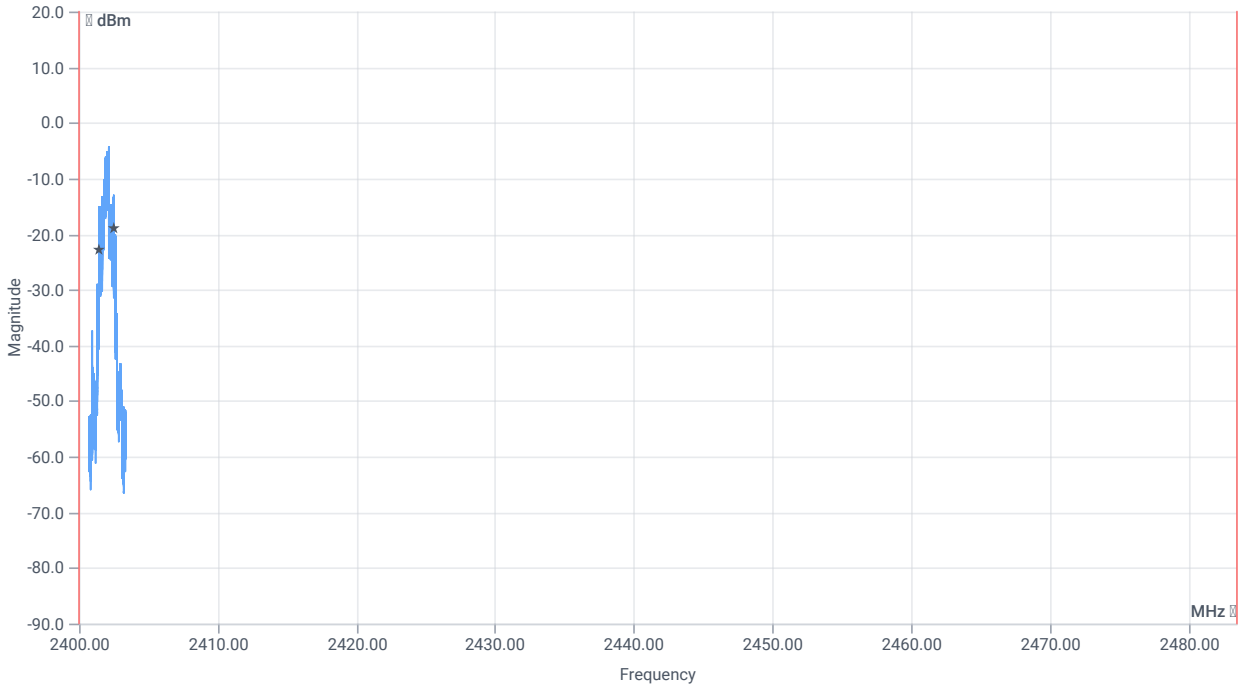
DESCRIPTION	LOWER LIMIT	UPPER LIMIT	MEASURED	UNIT	VERDICT
Ref. Power 1MHz/1MHz cond.	--	--	-2.94	dBm	INFO
Ref. Frequency	--	--	2402.400	MHz	INFO

READ SA SETTINGS:

RefLevel [dBm] RefLevelOffset [dB] InpAtt [dB]	2.06 11.79 10
Start [MHz] Stop [MHz]	2400.700 2403.300
RBW [MHz] VBW [MHz]	0.030000 0.100000
Detector TraceMode	POS MAXH
Sweep: time [ms] count points per Section type	50 200 10001 SWE



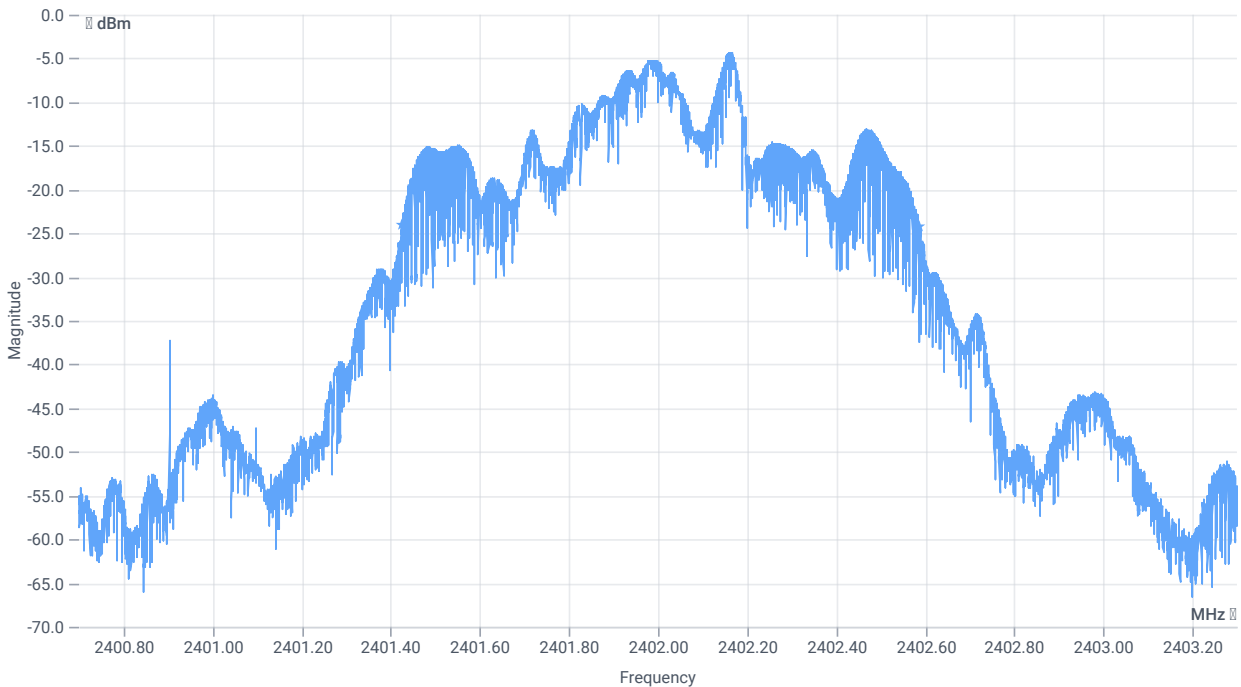
BW 99PCT



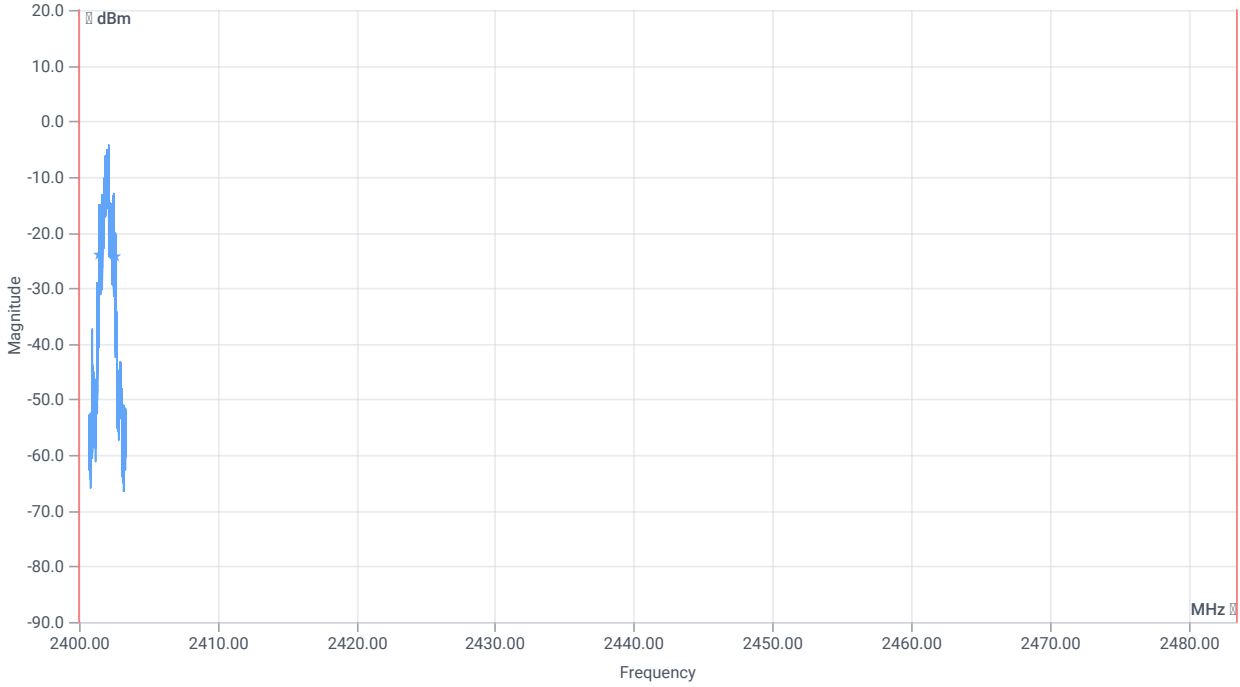
BW within Band 99PCT

RESULT

DESCRIPTION	LOWER LIMIT	UPPER LIMIT	MEASURED	UNIT	VERDICT
Bandwidth 99%	--	--	1089.000	kHz	INFO
T1 99%	2400.000000	--	2401.4585	MHz	PASS
T2 99%	--	2483.500000	2402.5470	MHz	PASS



BW 20dB



BW within Band 20dB

RESULT

DESCRIPTION	LOWER LIMIT	UPPER LIMIT	MEASURED	UNIT	VERDICT
Bandwidth 20dB	--	--	1163	kHz	INFO
T1 20DB	2400.000000	--	2401.4249	MHz	PASS
T2 20dB	--	2483.500000	2402.5881	MHz	PASS

Verdict

PASS

FCC 15.247 # Maximum peak conducted output power FHSS ~ BT Classic EDR 8DPSK

References

TC start	10.08.2023 14:56:42
Ambit temp [°C] humidity [rel%]	0.0 0
System version	4.6.1.0
Standard Version	FCC 15.247 NI
Method	
Description	FCC 15.247 Maximum Peak Output Power Conducted FHSS - BT Classic EDR 8DPSK
Information	

EUT Common Settings BT Classic

Intermodulation Value N	3
Image Freq. Low Mid High [MHz]	0 0 0
Power Class	1
Power Control	No
Longest Supported Packet Type	DH5
RF Supported	Basic Rate True EDR Pi/4DQPSK True EDR 8DPSK True
Testmode	None
Perform Inquiry	Yes
EUT BT Address (if Inquiry No)	0123456789AB
Signaling BT Address	BABEBEDADBAD
Switch Matrix & Pathcompensation enabled	Yes

Test Parameter

Technology to test	BT Classic EDR 8DPSK
Antenna port used	1
Temperature	nom
Voltage	nom
Frequency low to test	True Freq [MHz] 2402
Frequency mid to test	False Freq [MHz] 2441
Frequency high to test	False Freq [MHz] 2480
Auto control enabled power supply Climatic Box	No No
Additional path loss [dB]	1.2
Switched path	EUT - SignalingUnit - SpectrumAnalyzer

Equipment

Equipment

Signal analyzer,Rohde&Schwarz,FSV-30,1321.3008K30/103170,3.60

Signaling unit,Rohde&Schwarz,CMW,1201.0002k75/102550,4.0.62

Switch matrix,CTCadvanced,RSM-1 NI DAQ,31534892,NI

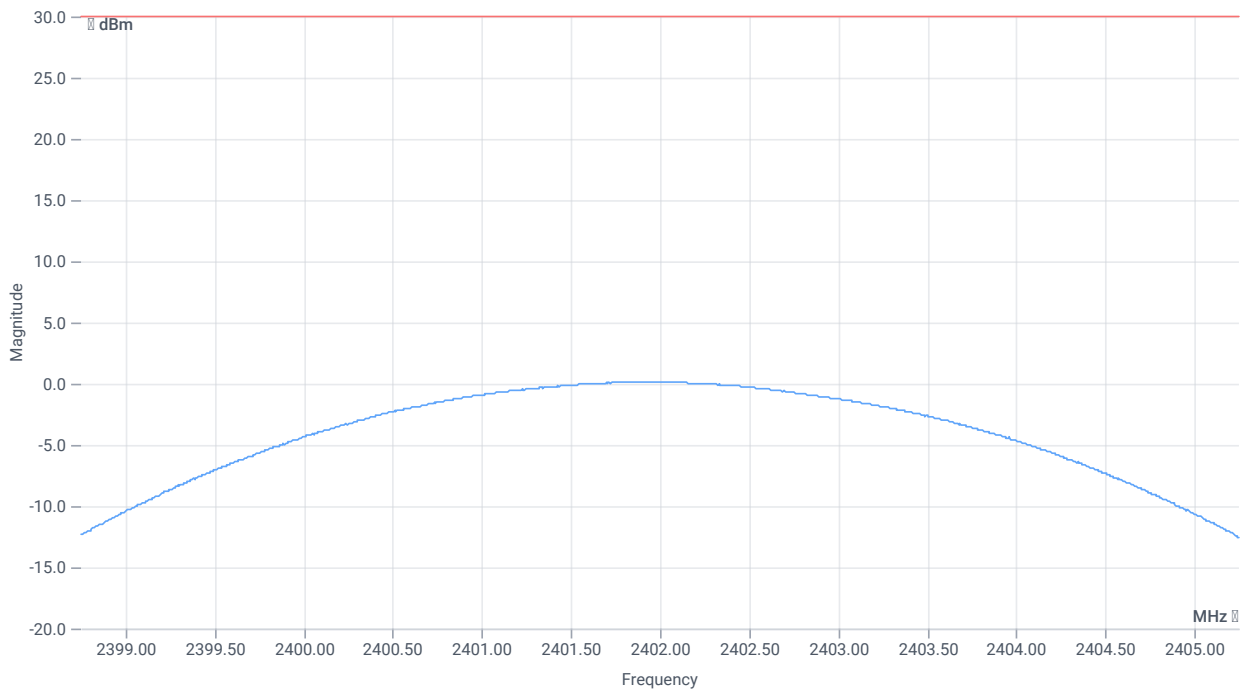
Test at TX 2402 MHz

RESULT: Reference Power cond.

DESCRIPTION	LOWER LIMIT	UPPER LIMIT	MEASURED	UNIT	VERDICT
Ref. Power 1MHz/1MHz cond.	--	--	-2.92	dBm	INFO
Ref. Frequency	--	--	2402.400	MHz	INFO

READ SA SETTINGS:

RefLevel [dBm] RefLevelOffset [dB] InpAtt [dB]	7.08 11.79 15
Start [MHz] Stop [MHz]	2398.750 2405.250
RBW [MHz] VBW [MHz]	3.000000 10.000000
Detector TraceMode	POS MAXH
Sweep: time [ms] count points per Section type	1000 10 1001 SWE



Peak output power

RESULT

DESCRIPTION	LOWER LIMIT	UPPER LIMIT	MEASURED	UNIT	VERDICT
Peak Power	--	30.00	0.15	dBm	PASS
Peak Power	--	1000	1.035142	mW	PASS
Frequency at Peak	--	--	2401.916	MHz	INFO

Verdict

PASS

FCC 15.247 # TX spurious conducted 20dBc ~ BT Classic EDR 8DPSK

References

TC start	10.08.2023 14:57:55
Ambit temp [°C] humidity [rel%]	0.0 0
System version	4.6.1.0
Standard Version	FCC 15.247 NI
Method	IF DTS then 8.5 DTS emissions in non-restricted frequency bands: Subclause 11.11 of ANSI C63.10 is applicable
Description	FCC 15.247 TX Emissions Conducted FHSS - BT Classic EDR 8DPSK
Information	

EUT Common Settings BT Classic

Intermodulation Value N	3
Image Freq. Low Mid High [MHz]	0 0 0
Power Class	1
Power Control	No
Longest Supported Packet Type	DH5
RF Supported	Basic Rate True EDR Pi/4DQPSK True EDR 8DPSK True
Testmode	None
Perform Inquiry	Yes
EUT BT Address (if Inquiry No)	0123456789AB
Signaling BT Address	BABEBEDADBAD
Switch Matrix & Pathcompensation enabled	Yes

Test Parameter

Technology to test	BT Classic EDR 8DPSK
Antenna port used	1
Temperature	nom
Voltage	nom
Frequency low to test	True Freq [MHz] 2402
Frequency mid to test	False Freq [MHz] 2441
Frequency high to test	False Freq [MHz] 2480
Auto control enabled power supply Climatic Box	No No
Additional path loss [dB]	1.2
Switched path	EUT - SignalingUnit - SpectrumAnalyzer

Equipment

Signal analyzer,Rohde&Schwarz,FSV-30,1321.3008K30/103170,3.60

Equipment

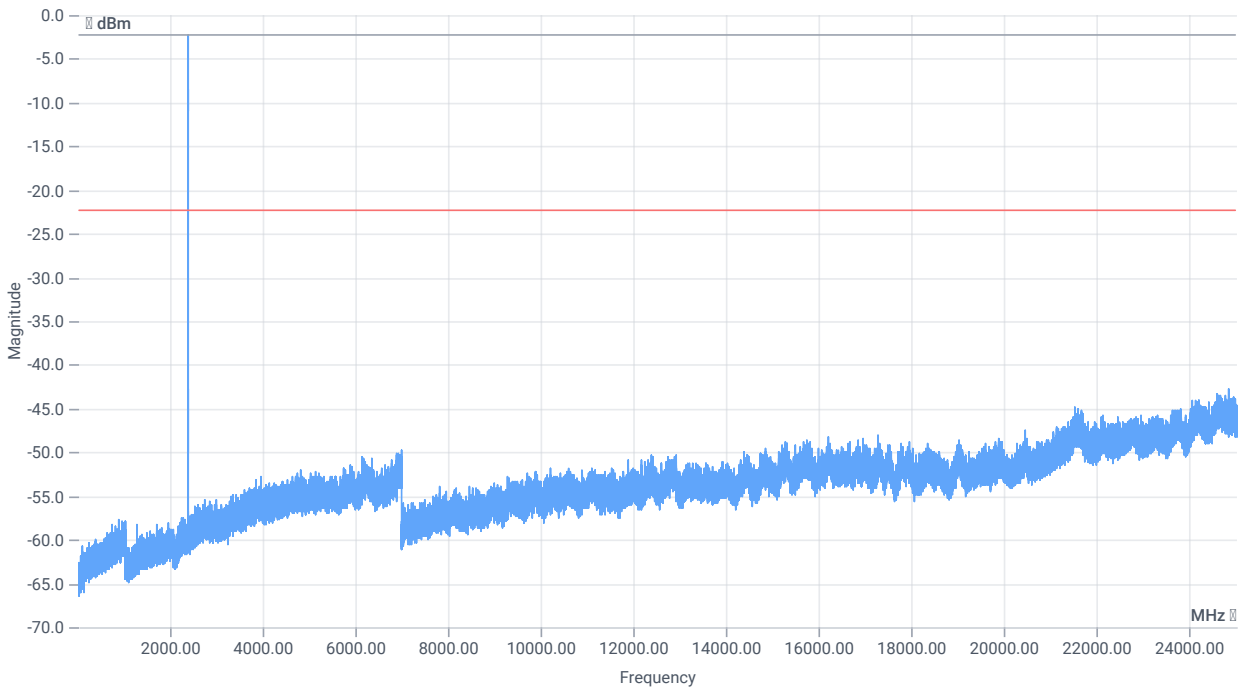
Signaling unit,Rohde&Schwarz,CMW,1201.0002k75/102550,4.0.62

Switch matrix,CTCadvanced,RSM-1 NI DAQ,31534892,NI

Test at TX 2402 MHz

RESULT: Reference Power cond.

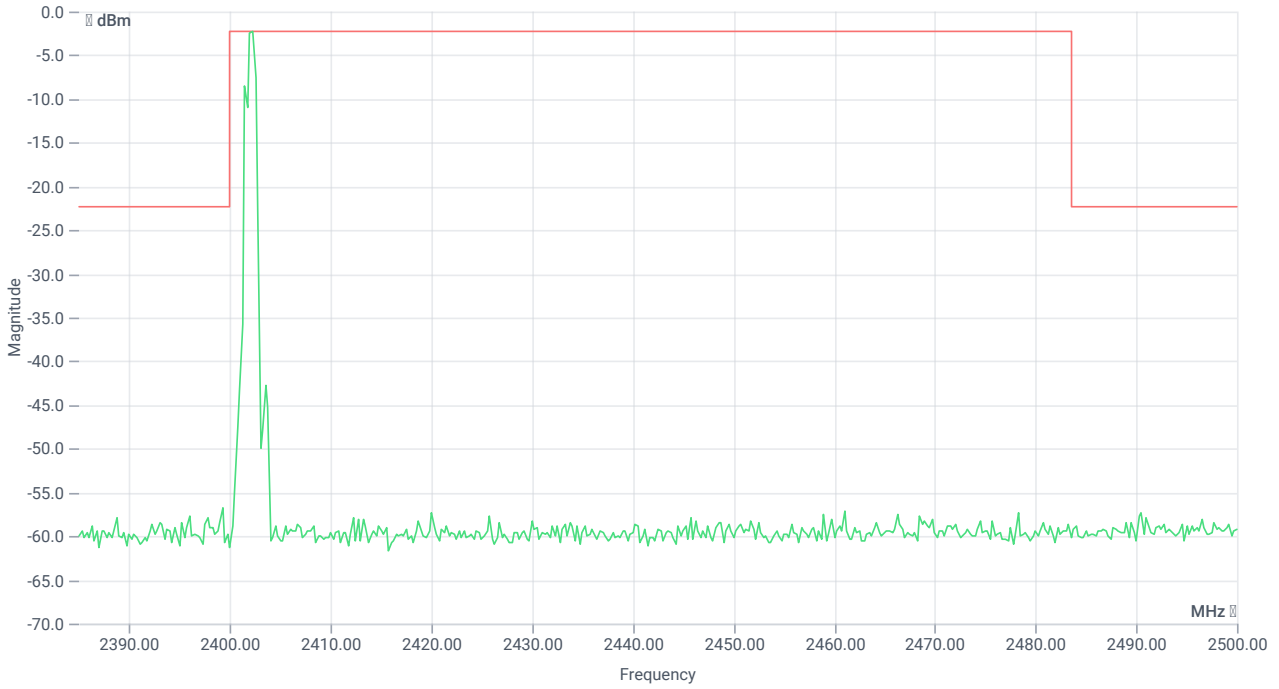
DESCRIPTION	LOWER LIMIT	UPPER LIMIT	MEASURED	UNIT	VERDICT
Ref. Power 1MHz/1MHz cond.	--	--	-2.95	dBm	INFO
Ref. Frequency	--	--	2402.600	MHz	INFO



TX emissions

READ SA SETTINGS:

RefLevel [dBm] RefLevelOffset [dB] InpAtt [dB]	-2.95 0 15
Start [MHz] Stop [MHz]	24530.000 25030.000
RBW [MHz] VBW [MHz]	0.100000 0.300000
Detector TraceMode	POS MAXH
Sweep: time [ms] count points per Section type	200 25 2001 SWE



TX emissions band zoomed

RESULT

DESCRIPTION	LOWER LIMIT	UPPER LIMIT	MEASURED	UNIT	VERDICT
Reference @ 2402.25 MHz	--	--	-2.32	dBm	INFO
No peaks detected	--	--			PASS
Lowest margin to limit 30 MHz	0	--	-136.18	dB	INFO

Verdict

PASS

FCC 15.247 # Maximum peak conducted output power FHSS ~ BT Classic EDR 8DPSK

References

TC start	10.08.2023 15:05:32
Ambit temp [°C] humidity [rel%]	0.0 0
System version	4.6.1.0
Standard Version	FCC 15.247 NI
Method	
Description	FCC 15.247 Maximum Peak Output Power Conducted FHSS - BT Classic EDR 8DPSK
Information	

EUT Common Settings BT Classic

Intermodulation Value N	3
Image Freq. Low Mid High [MHz]	0 0 0
Power Class	1
Power Control	No
Longest Supported Packet Type	DH5
RF Supported	Basic Rate True EDR Pi/4DQPSK True EDR 8DPSK True
Testmode	None
Perform Inquiry	Yes
EUT BT Address (if Inquiry No)	0123456789AB
Signaling BT Address	BABEBEDADBAD
Switch Matrix & Pathcompensation enabled	Yes

Test Parameter

Technology to test	BT Classic EDR 8DPSK
Antenna port used	1
Temperature	nom
Voltage	nom
Frequency low to test	False Freq [MHz] 2402
Frequency mid to test	True Freq [MHz] 2441
Frequency high to test	False Freq [MHz] 2480
Auto control enabled power supply Climatic Box	No No
Additional path loss [dB]	1.2
Switched path	EUT - SignalingUnit - SpectrumAnalyzer

Equipment

Equipment

Signal analyzer,Rohde&Schwarz,FSV-30,1321.3008K30/103170,3.60

Signaling unit,Rohde&Schwarz,CMW,1201.0002k75/102550,4.0.62

Switch matrix,CTCadvanced,RSM-1 NI DAQ,31534892,NI

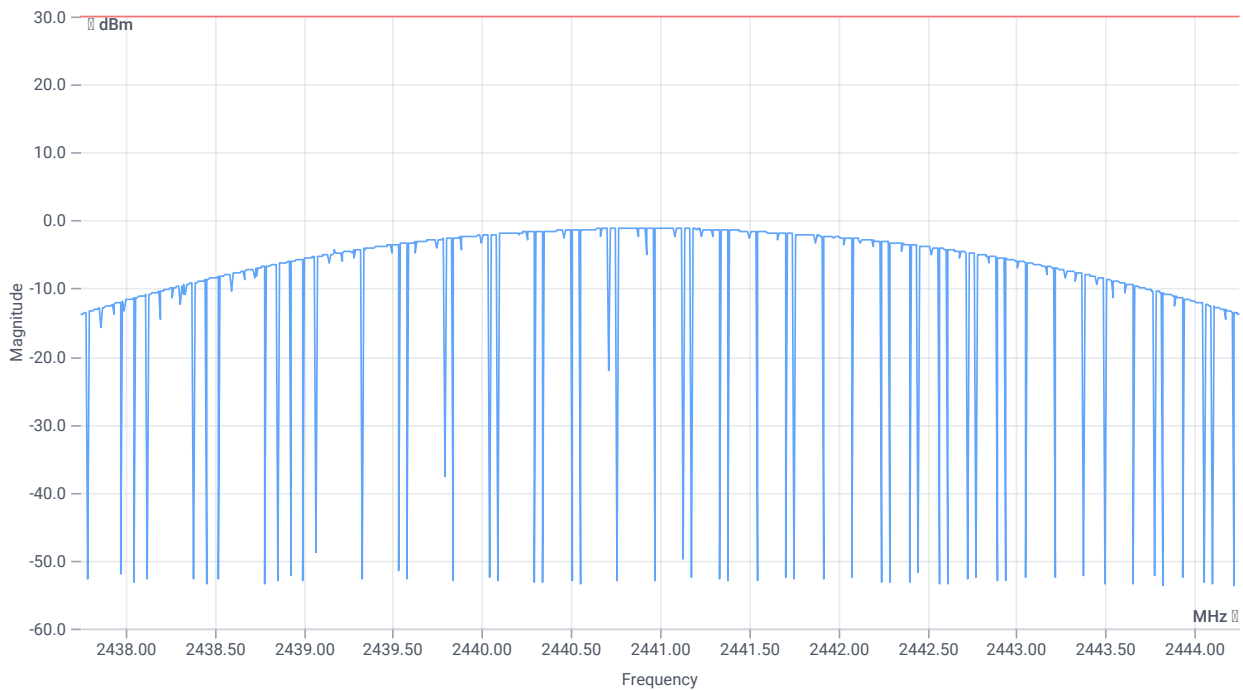
Test at TX 2441 MHz

RESULT: Reference Power cond.

DESCRIPTION	LOWER LIMIT	UPPER LIMIT	MEASURED	UNIT	VERDICT
Ref. Power 1MHz/1MHz cond.	--	--	-4.15	dBm	INFO
Ref. Frequency	--	--	2441.400	MHz	INFO

READ SA SETTINGS:

RefLevel [dBm] RefLevelOffset [dB] InpAtt [dB]	5.85 11.86 10
Start [MHz] Stop [MHz]	2437.750 2444.250
RBW [MHz] VBW [MHz]	3.000000 10.000000
Detector TraceMode	POS MAXH
Sweep: time [ms] count points per Section type	1000 10 1001 SWE



Peak output power

RESULT

DESCRIPTION	LOWER LIMIT	UPPER LIMIT	MEASURED	UNIT	VERDICT
Peak Power	--	30.00	-1.14	dBm	PASS
Peak Power	--	1000	0.76913	mW	PASS
Frequency at Peak	--	--	2440.903	MHz	INFO

Verdict

PASS

FCC 15.247, ISED RSS247 # Bandwidth 99PCT and 20dB ~ BT Classic EDR 8DPSK

References

TC start	10.08.2023 15:06:07
Ambit temp [°C] humidity [rel%]	0.0 0
System version	4.6.1.0
Standard Version	FCC 15.247, ISED RSS247 NI
Method	
Description	FCC 15.247 Bandwidth 99PCT - 20dB FHSS - BT Classic EDR 8DPSK
Information	

EUT Common Settings BT Classic

Intermodulation Value N	3
Image Freq. Low Mid High [MHz]	0 0 0
Power Class	1
Power Control	No
Longest Supported Packet Type	DH5
RF Supported	Basic Rate True EDR Pi/4DQPSK True EDR 8DPSK True
Testmode	None
Perform Inquiry	Yes
EUT BT Address (if Inquiry No)	0123456789AB
Signaling BT Address	BABEBEDADBAD
Switch Matrix & Pathcompensation enabled	Yes

Test Parameter

Technology to test	BT Classic EDR 8DPSK
Antenna port used	1
Temperature	nom
Voltage	nom
Frequency low to test	False Freq [MHz] 2402
Frequency mid to test	True Freq [MHz] 2441
Frequency high to test	False Freq [MHz] 2480
Auto control enabled power supply Climatic Box	No No
Additional path loss [dB]	1.2
Switched path	EUT - SignalingUnit - SpectrumAnalyzer

Equipment

Signal analyzer,Rohde&Schwarz,FSV-30,1321.3008K30/103170,3.60

Equipment

Signaling unit,Rohde&Schwarz,CMW,1201.0002k75/102550,4.0.62

Switch matrix,CTCadvanced,RSM-1 NI DAQ,31534892,NI

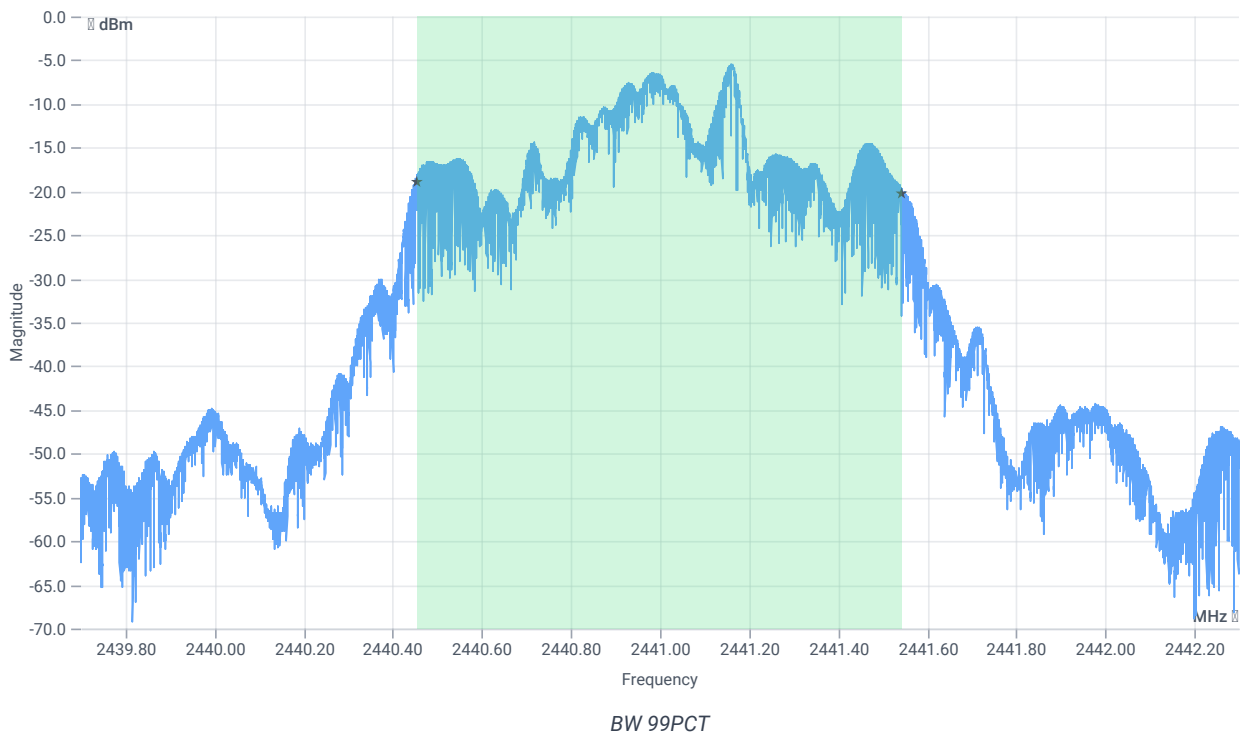
Test at TX 2441 MHz

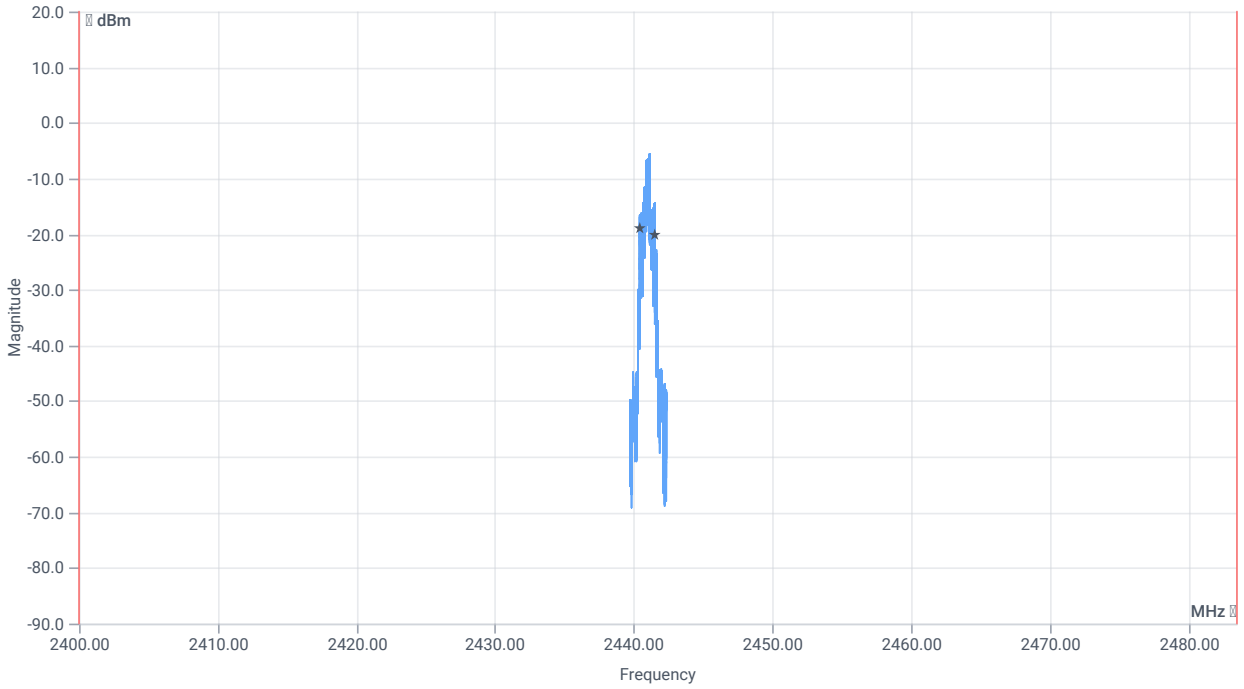
RESULT: Reference Power cond.

DESCRIPTION	LOWER LIMIT	UPPER LIMIT	MEASURED	UNIT	VERDICT
Ref. Power 1MHz/1MHz cond.	--	--	-3.93	dBm	INFO
Ref. Frequency	--	--	2441.400	MHz	INFO

READ SA SETTINGS:

RefLevel [dBm] RefLevelOffset [dB] InpAtt [dB]	1.07 11.86 5
Start [MHz] Stop [MHz]	2439.700 2442.300
RBW [MHz] VBW [MHz]	0.030000 0.100000
Detector TraceMode	POS MAXH
Sweep: time [ms] count points per Section type	50 200 10001 SWE

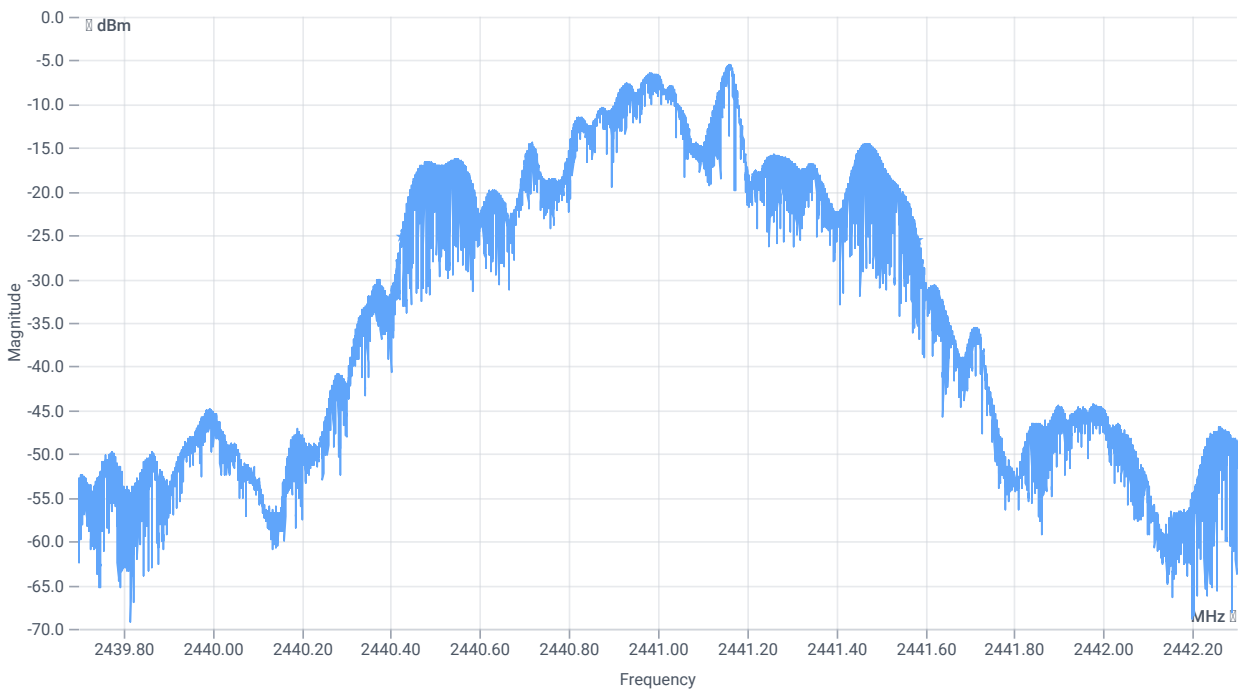




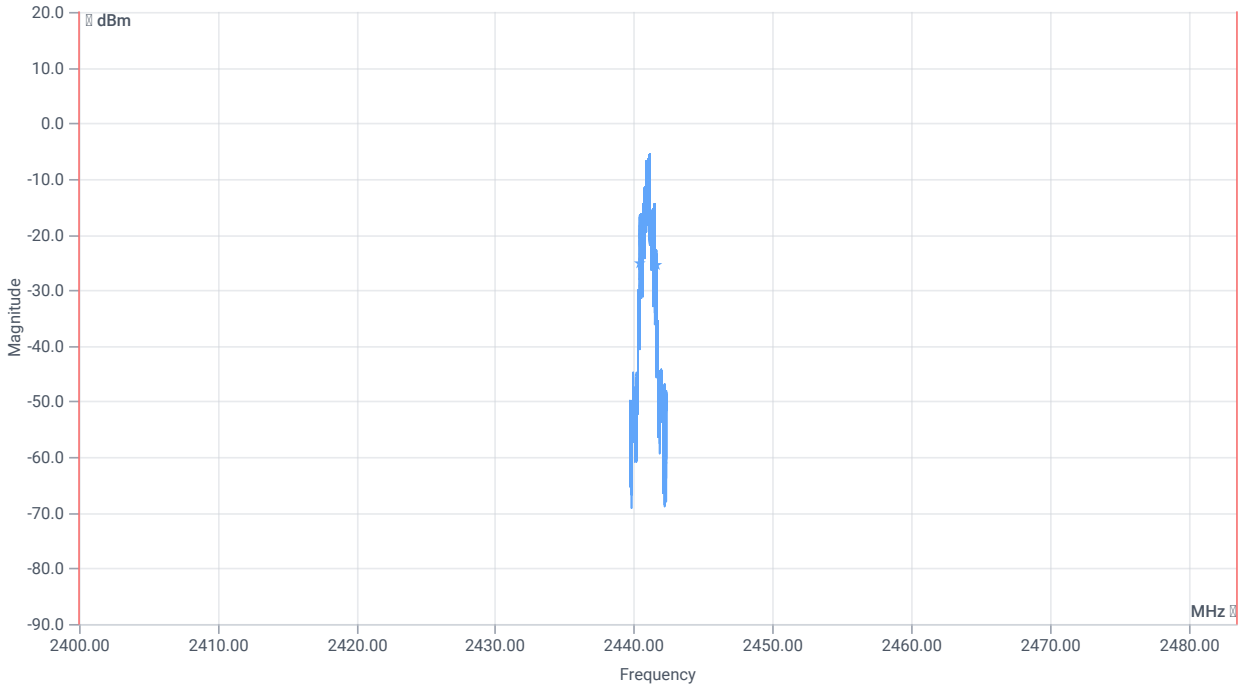
BW within Band 99PCT

RESULT

DESCRIPTION	LOWER LIMIT	UPPER LIMIT	MEASURED	UNIT	VERDICT
Bandwidth 99%	--	--	1089.000	kHz	INFO
T1 99%	2400.000000	--	2440.4538	MHz	PASS
T2 99%	--	2483.500000	2441.5431	MHz	PASS



BW 20dB



BW within Band 20dB

RESULT

DESCRIPTION	LOWER LIMIT	UPPER LIMIT	MEASURED	UNIT	VERDICT
Bandwidth 20dB	--	--	1160	kHz	INFO
T1 20dB	2400.000000	--	2440.4233	MHz	PASS
T2 20dB	--	2483.500000	2441.5832	MHz	PASS

Verdict

PASS

FCC 15.247 # TX spurious conducted 20dBc ~ BT Classic EDR 8DPSK

References

TC start	10.08.2023 15:06:49
Ambit temp [°C] humidity [rel%]	0.0 0
System version	4.6.1.0
Standard Version	FCC 15.247 NI
Method	IF DTS then 8.5 DTS emissions in non-restricted frequency bands: Subclause 11.11 of ANSI C63.10 is applicable
Description	FCC 15.247 TX Emissions Conducted FHSS - BT Classic EDR 8DPSK
Information	

EUT Common Settings BT Classic

Intermodulation Value N	3
Image Freq. Low Mid High [MHz]	0 0 0
Power Class	1
Power Control	No
Longest Supported Packet Type	DH5
RF Supported	Basic Rate True EDR Pi/4DQPSK True EDR 8DPSK True
Testmode	None
Perform Inquiry	Yes
EUT BT Address (if Inquiry No)	0123456789AB
Signaling BT Address	BABEBEDADBAD
Switch Matrix & Pathcompensation enabled	Yes

Test Parameter

Technology to test	BT Classic EDR 8DPSK
Antenna port used	1
Temperature	nom
Voltage	nom
Frequency low to test	False Freq [MHz] 2402
Frequency mid to test	True Freq [MHz] 2441
Frequency high to test	False Freq [MHz] 2480
Auto control enabled power supply Climatic Box	No No
Additional path loss [dB]	1.2
Switched path	EUT - SignalingUnit - SpectrumAnalyzer

Equipment

Signal analyzer,Rohde&Schwarz,FSV-30,1321.3008K30/103170,3.60

Equipment

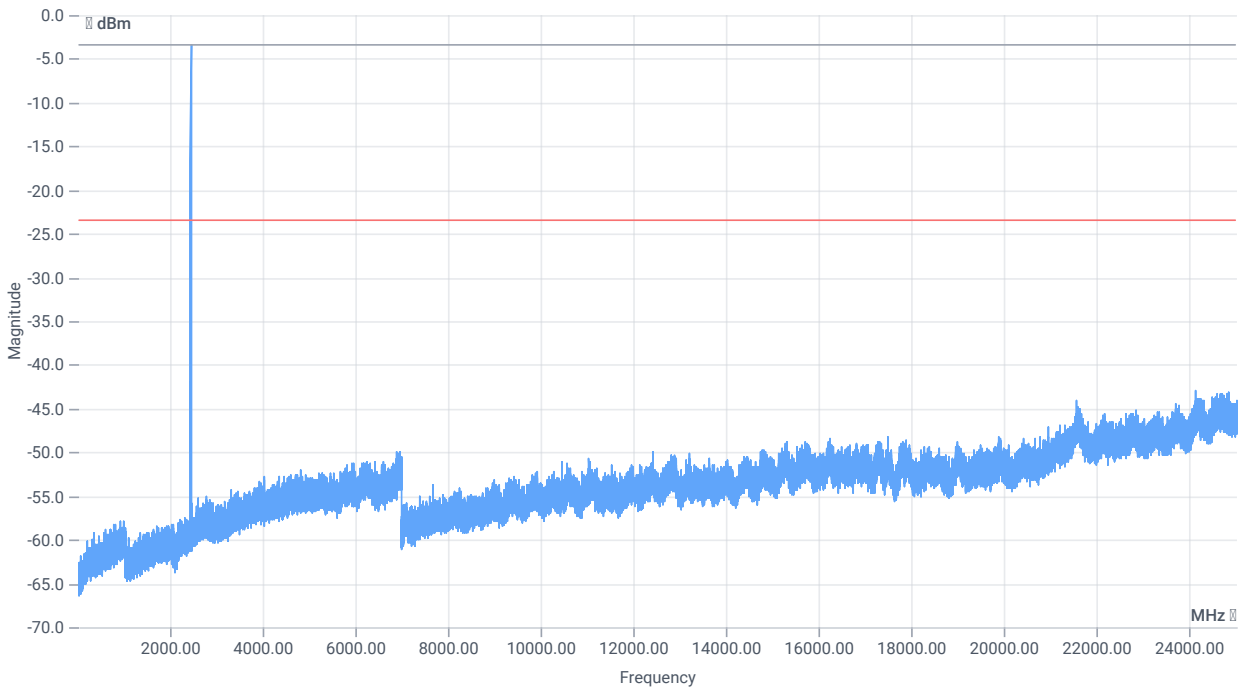
Signaling unit,Rohde&Schwarz,CMW,1201.0002k75/102550,4.0.62

Switch matrix,CTCadvanced,RSM-1 NI DAQ,31534892,NI

Test at TX 2441 MHz

RESULT: Reference Power cond.

DESCRIPTION	LOWER LIMIT	UPPER LIMIT	MEASURED	UNIT	VERDICT
Ref. Power 1MHz/1MHz cond.	--	--	-3.07	dBm	INFO
Ref. Frequency	--	--	2441.500	MHz	INFO



TX emissions

READ SA SETTINGS:

RefLevel [dBm] RefLevelOffset [dB] InpAtt [dB]	-3.07 0 15
Start [MHz] Stop [MHz]	24530.000 25030.000
RBW [MHz] VBW [MHz]	0.100000 0.300000
Detector TraceMode	POS MAXH
Sweep: time [ms] count points per Section type	200 25 2001 SWE



TX emissions band zoomed

RESULT

DESCRIPTION	LOWER LIMIT	UPPER LIMIT	MEASURED	UNIT	VERDICT
Reference @ 2441.00 MHz	--	--	-3.47	dBm	INFO
No peaks detected	--	--			PASS
Lowest margin to limit 30 MHz	0	--	-135.37	dB	INFO

Verdict

PASS

FCC 15.247 # Maximum peak conducted output power FHSS ~ BT Classic EDR 8DPSK

References

TC start	10.08.2023 15:14:20
Ambit temp [°C] humidity [rel%]	0.0 0
System version	4.6.1.0
Standard Version	FCC 15.247 NI
Method	
Description	FCC 15.247 Maximum Peak Output Power Conducted FHSS - BT Classic EDR 8DPSK
Information	

EUT Common Settings BT Classic

Intermodulation Value N	3
Image Freq. Low Mid High [MHz]	0 0 0
Power Class	1
Power Control	No
Longest Supported Packet Type	DH5
RF Supported	Basic Rate True EDR Pi/4DQPSK True EDR 8DPSK True
Testmode	None
Perform Inquiry	Yes
EUT BT Address (if Inquiry No)	0123456789AB
Signaling BT Address	BABEBEDADBAD
Switch Matrix & Pathcompensation enabled	Yes

Test Parameter

Technology to test	BT Classic EDR 8DPSK
Antenna port used	1
Temperature	nom
Voltage	nom
Frequency low to test	False Freq [MHz] 2402
Frequency mid to test	False Freq [MHz] 2441
Frequency high to test	True Freq [MHz] 2480
Auto control enabled power supply Climatic Box	No No
Additional path loss [dB]	1.2
Switched path	EUT - SignalingUnit - SpectrumAnalyzer

Equipment

Equipment

Signal analyzer,Rohde&Schwarz,FSV-30,1321.3008K30/103170,3.60

Signaling unit,Rohde&Schwarz,CMW,1201.0002k75/102550,4.0.62

Switch matrix,CTCadvanced,RSM-1 NI DAQ,31534892,NI

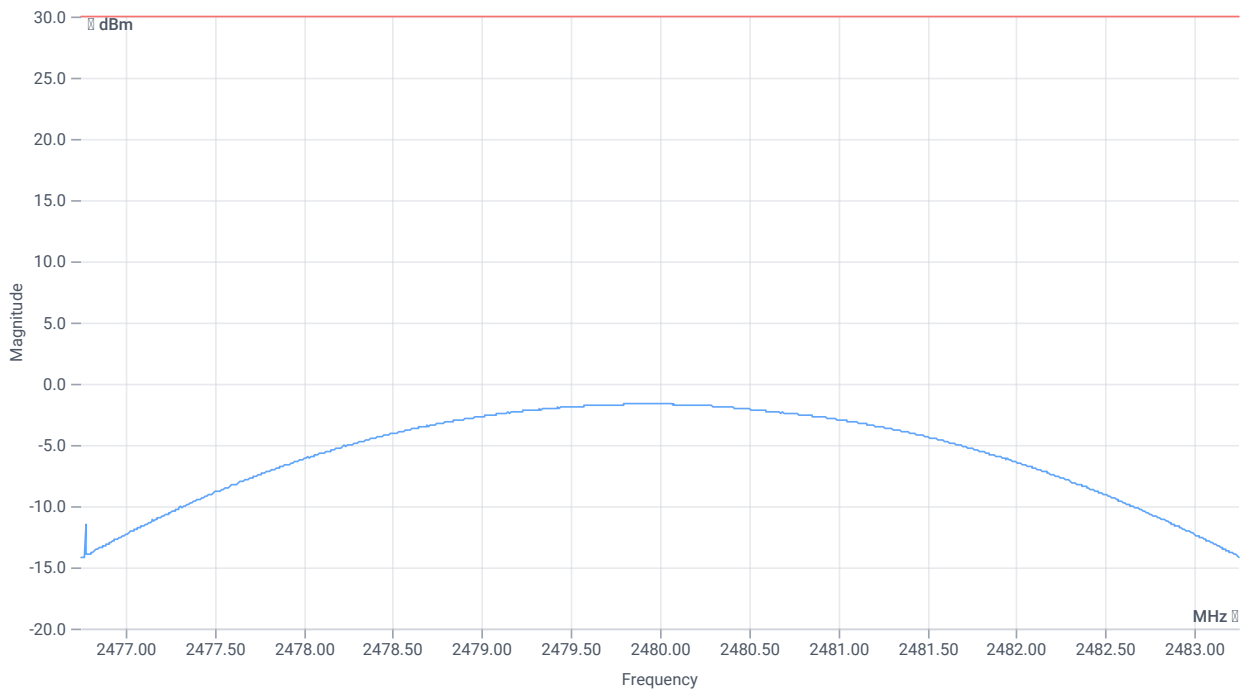
Test at TX 2480 MHz

RESULT: Reference Power cond.

DESCRIPTION	LOWER LIMIT	UPPER LIMIT	MEASURED	UNIT	VERDICT
Ref. Power 1MHz/1MHz cond.	--	--	-4.39	dBm	INFO
Ref. Frequency	--	--	2480.400	MHz	INFO

READ SA SETTINGS:

RefLevel [dBm] RefLevelOffset [dB] InpAtt [dB]	5.61 11.91 10
Start [MHz] Stop [MHz]	2476.750 2483.250
RBW [MHz] VBW [MHz]	3.000000 10.000000
Detector TraceMode	POS MAXH
Sweep: time [ms] count points per Section type	1000 10 1001 SWE



Peak output power

RESULT

DESCRIPTION	LOWER LIMIT	UPPER LIMIT	MEASURED	UNIT	VERDICT
Peak Power	--	30.00	-1.65	dBm	PASS
Peak Power	--	1000	0.683912	mW	PASS
Frequency at Peak	--	--	2479.929	MHz	INFO

Verdict

PASS

FCC 15.247, ISED RSS247 # Bandwidth 99PCT and 20dB ~ BT Classic EDR 8DPSK

References

TC start	10.08.2023 15:14:52
Ambit temp [°C] humidity [rel%]	0.0 0
System version	4.6.1.0
Standard Version	FCC 15.247, ISED RSS247 NI
Method	
Description	FCC 15.247 Bandwidth 99PCT - 20dB FHSS - BT Classic EDR 8DPSK
Information	

EUT Common Settings BT Classic

Intermodulation Value N	3
Image Freq. Low Mid High [MHz]	0 0 0
Power Class	1
Power Control	No
Longest Supported Packet Type	DH5
RF Supported	Basic Rate True EDR Pi/4DQPSK True EDR 8DPSK True
Testmode	None
Perform Inquiry	Yes
EUT BT Address (if Inquiry No)	0123456789AB
Signaling BT Address	BABEBEDADBAD
Switch Matrix & Pathcompensation enabled	Yes

Test Parameter

Technology to test	BT Classic EDR 8DPSK
Antenna port used	1
Temperature	nom
Voltage	nom
Frequency low to test	False Freq [MHz] 2402
Frequency mid to test	False Freq [MHz] 2441
Frequency high to test	True Freq [MHz] 2480
Auto control enabled power supply Climatic Box	No No
Additional path loss [dB]	1.2
Switched path	EUT - SignalingUnit - SpectrumAnalyzer

Equipment

Signal analyzer,Rohde&Schwarz,FSV-30,1321.3008K30/103170,3.60

Equipment

Signaling unit,Rohde&Schwarz,CMW,1201.0002k75/102550,4.0.62

Switch matrix,CTCadvanced,RSM-1 NI DAQ,31534892,NI

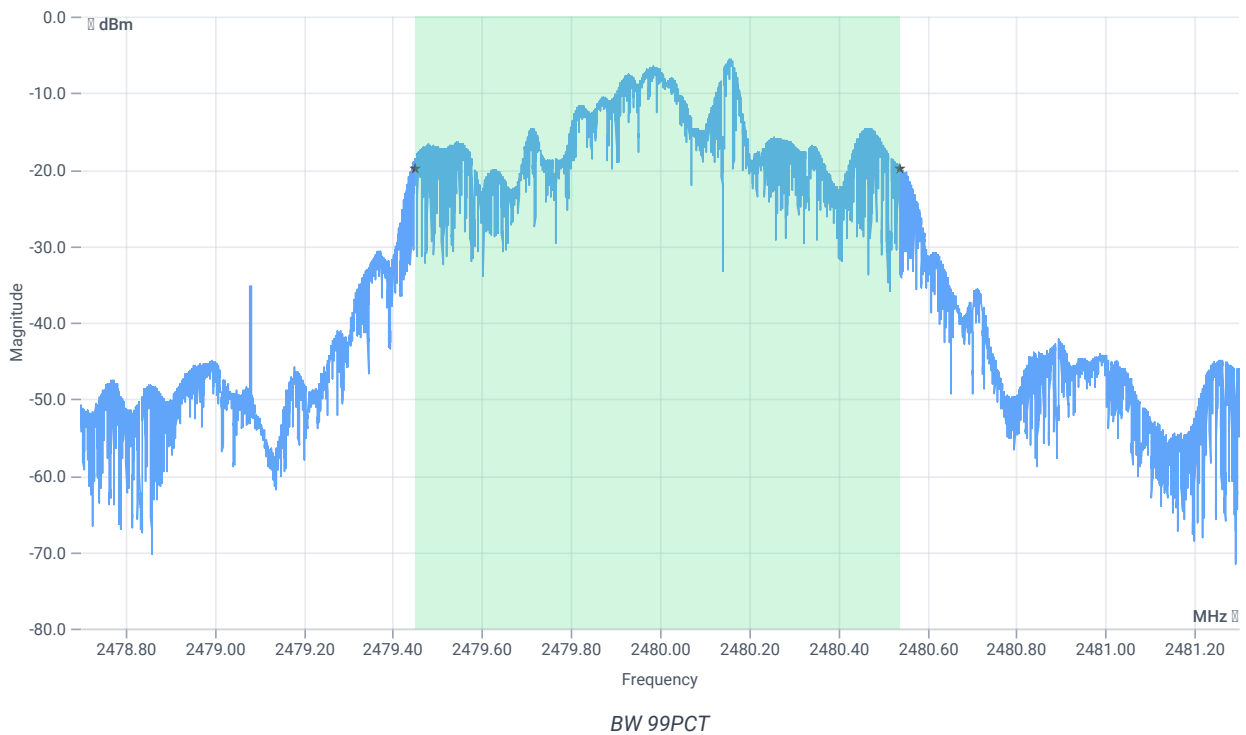
Test at TX 2480 MHz

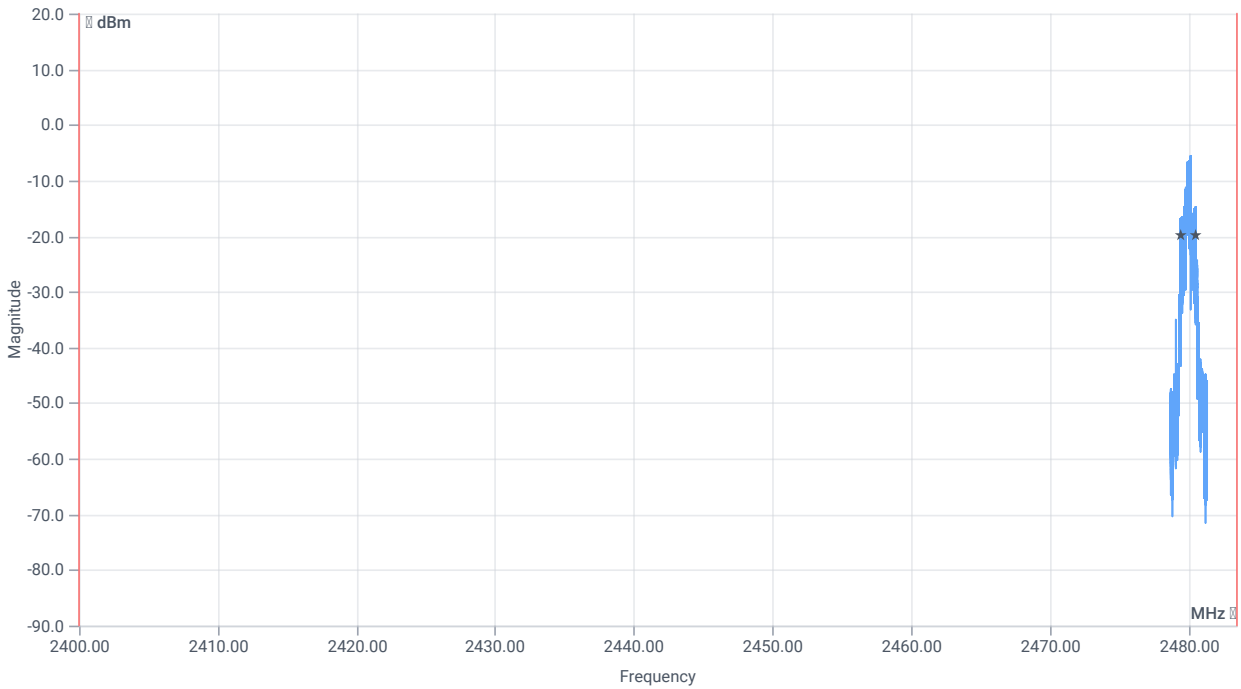
RESULT: Reference Power cond.

DESCRIPTION	LOWER LIMIT	UPPER LIMIT	MEASURED	UNIT	VERDICT
Ref. Power 1MHz/1MHz cond.	--	--	-4.32	dBm	INFO
Ref. Frequency	--	--	2480.400	MHz	INFO

READ SA SETTINGS:

RefLevel [dBm] RefLevelOffset [dB] InpAtt [dB]	0.68 11.91 5
Start [MHz] Stop [MHz]	2478.700 2481.300
RBW [MHz] VBW [MHz]	0.030000 0.100000
Detector TraceMode	POS MAXH
Sweep: time [ms] count points per Section type	50 200 10001 SWE

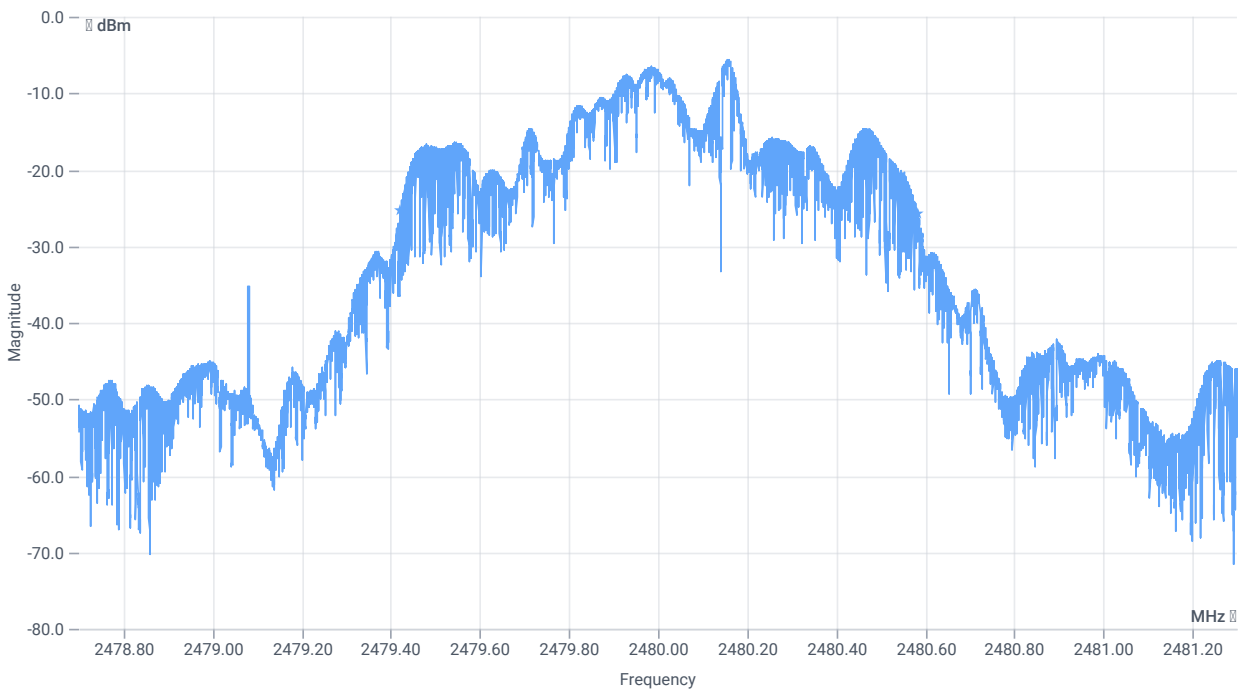




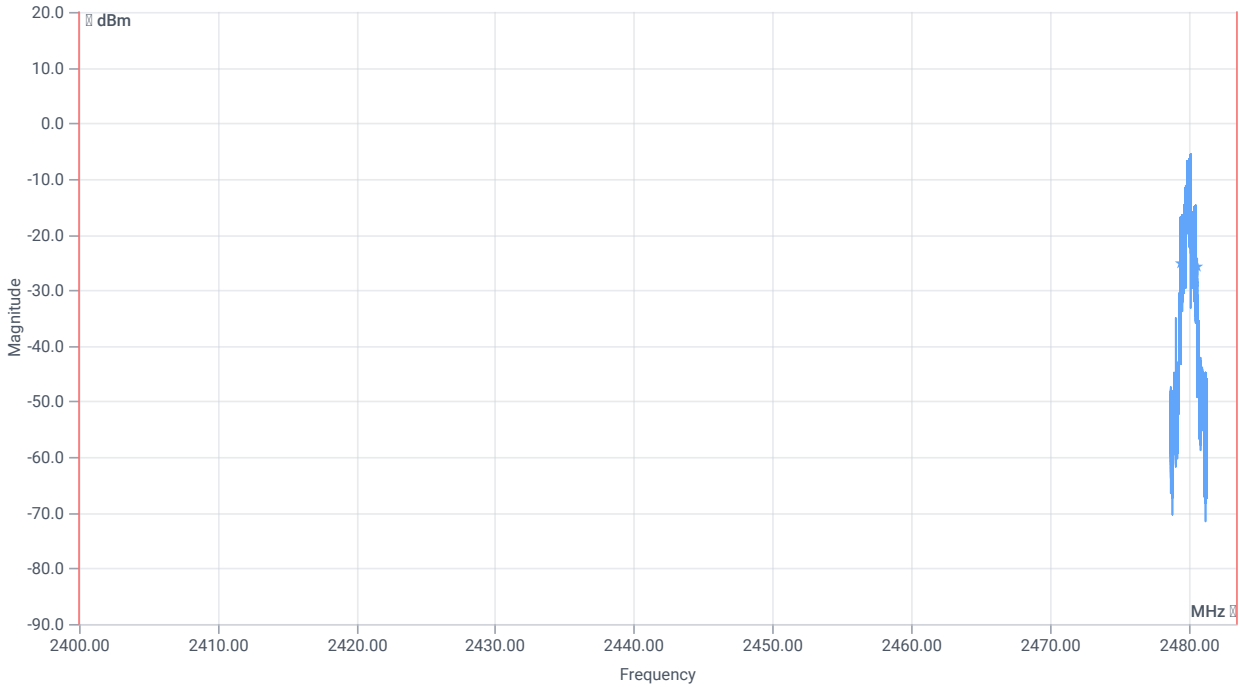
BW within Band 99PCT

RESULT

DESCRIPTION	LOWER LIMIT	UPPER LIMIT	MEASURED	UNIT	VERDICT
Bandwidth 99%	--	--	1087.000	kHz	INFO
T1 99%	2400.000000	--	2479.4515	MHz	PASS
T2 99%	--	2483.500000	2480.5387	MHz	PASS



BW 20dB



BW within Band 20dB

RESULT

DESCRIPTION	LOWER LIMIT	UPPER LIMIT	MEASURED	UNIT	VERDICT
Bandwidth 20dB	--	--	1160	kHz	INFO
T1 20dB	2400.000000	--	2479.4215	MHz	PASS
T2 20dB	--	2483.500000	2480.5819	MHz	PASS

Verdict

PASS

FCC 15.247 # TX spurious conducted 20dBc ~ BT Classic EDR 8DPSK

References

TC start	10.08.2023 15:15:42
Ambit temp [°C] humidity [rel%]	0.0 0
System version	4.6.1.0
Standard Version	FCC 15.247 NI
Method	IF DTS then 8.5 DTS emissions in non-restricted frequency bands: Subclause 11.11 of ANSI C63.10 is applicable
Description	FCC 15.247 TX Emissions Conducted FHSS - BT Classic EDR 8DPSK
Information	

EUT Common Settings BT Classic

Intermodulation Value N	3
Image Freq. Low Mid High [MHz]	0 0 0
Power Class	1
Power Control	No
Longest Supported Packet Type	DH5
RF Supported	Basic Rate True EDR Pi/4DQPSK True EDR 8DPSK True
Testmode	None
Perform Inquiry	Yes
EUT BT Address (if Inquiry No)	0123456789AB
Signaling BT Address	BABEBEDADBAD
Switch Matrix & Pathcompensation enabled	Yes

Test Parameter

Technology to test	BT Classic EDR 8DPSK
Antenna port used	1
Temperature	nom
Voltage	nom
Frequency low to test	False Freq [MHz] 2402
Frequency mid to test	False Freq [MHz] 2441
Frequency high to test	True Freq [MHz] 2480
Auto control enabled power supply Climatic Box	No No
Additional path loss [dB]	1.2
Switched path	EUT - SignalingUnit - SpectrumAnalyzer

Equipment

Signal analyzer,Rohde&Schwarz,FSV-30,1321.3008K30/103170,3.60

Equipment

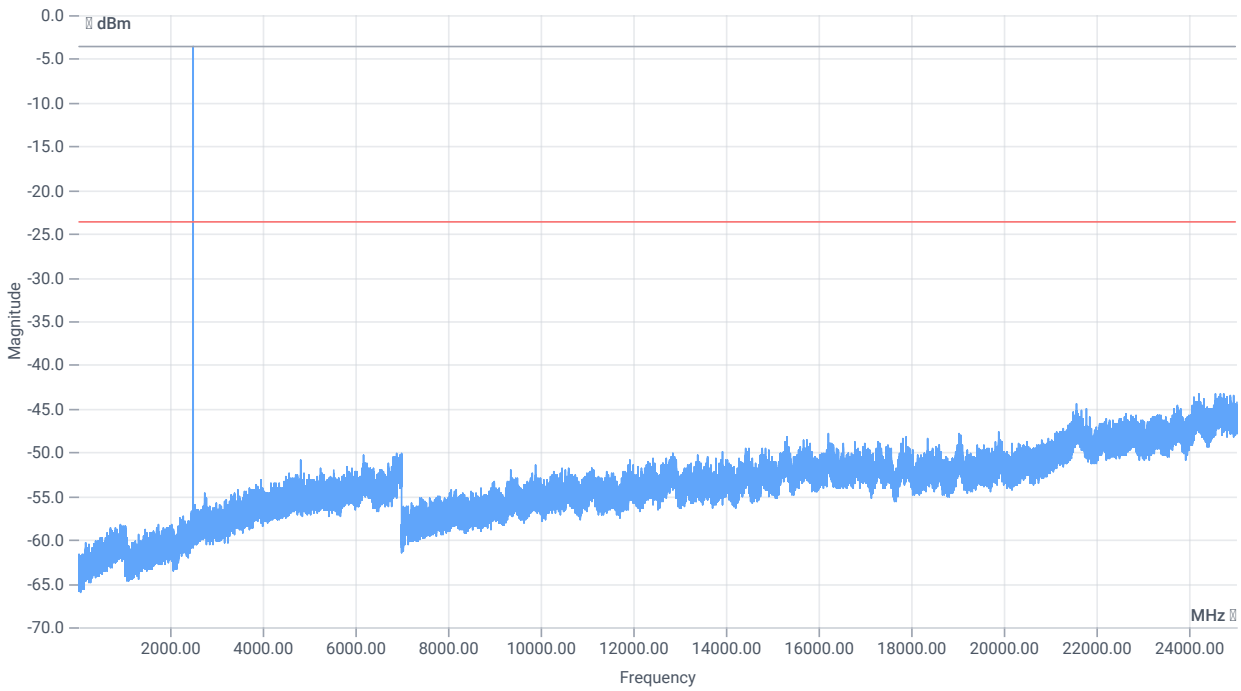
Signaling unit,Rohde&Schwarz,CMW,1201.0002k75/102550,4.0.62

Switch matrix,CTCadvanced,RSM-1 NI DAQ,31534892,NI

Test at TX 2480 MHz

RESULT: Reference Power cond.

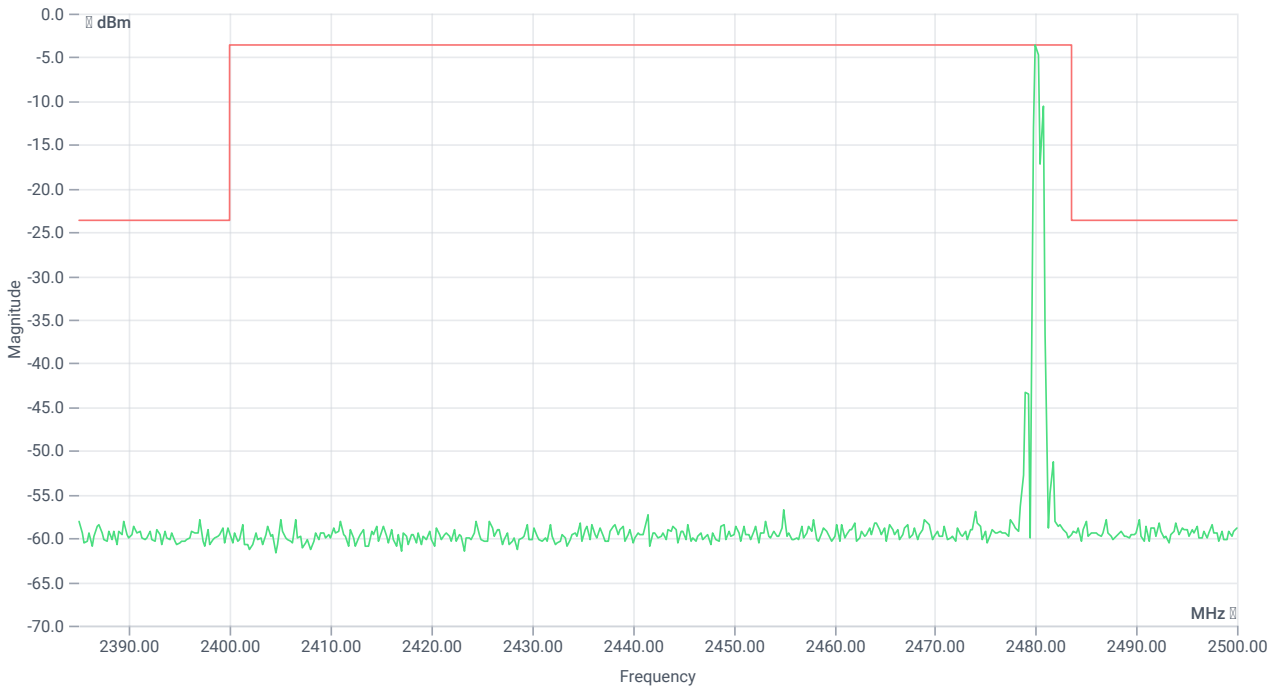
DESCRIPTION	LOWER LIMIT	UPPER LIMIT	MEASURED	UNIT	VERDICT
Ref. Power 1MHz/1MHz cond.	--	--	-4.08	dBm	INFO
Ref. Frequency	--	--	2480.500	MHz	INFO



TX emissions

READ SA SETTINGS:

RefLevel [dBm] RefLevelOffset [dB] InpAtt [dB]	-4.08 0 15
Start [MHz] Stop [MHz]	24530.000 25030.000
RBW [MHz] VBW [MHz]	0.100000 0.300000
Detector TraceMode	POS MAXH
Sweep: time [ms] count points per Section type	200 25 2001 SWE



TX emissions band zoomed

RESULT

DESCRIPTION	LOWER LIMIT	UPPER LIMIT	MEASURED	UNIT	VERDICT
Reference @ 2480.00 MHz	--	--	-3.65	dBm	INFO
No peaks detected	--	--			PASS
Lowest margin to limit 30 MHz	0	--	-135.87	dB	INFO

Verdict

PASS

- END OF DOCUMENT -