

Measurement Results

No.1-2339/21-01-60_Annex_MR

Test logging

This document is electronically signed and valid without handwritten signature.
For verification of the electronic signatures, the public keys can be requested at the testing laboratory.

Document authorized:

Jörg Warken
Lab Manager
Radio Communications

Table of Content

EUT Information	3
Common2G4 Peak OP 3MHz/3MHz ~ BT Classic Basic rate	4
Common2G4 Peak OP 3MHz/3MHz ~ BT Classic EDR Pi/4DQPSK	8
Common2G4 Peak OP 3MHz/3MHz ~ BT Classic EDR 8DPSK	12
FCC Part 15.247 Maximum Peak Conducted Output Power FHSS ~ BT Classic Basic rate	16
FCC Part 15.247 Maximum Peak Conducted Output Power FHSS ~ BT Classic EDR Pi/4DQPSK	20
FCC Part 15.247 Maximum Peak Conducted Output Power FHSS ~ BT Classic EDR 8DPSK	24
FCC Part 15.247 Number Of Hopping Channels FHSS ~ BT Classic Basic rate	28
FCC Part 15.247 Carrier Frequency Separation FHSS ~ BT Classic Basic rate	33
FCC Part 15.247 Bandwidth 99PCT-20dB ~ BT Classic Basic rate	36
FCC Part 15.247 Bandwidth 99PCT-20dB ~ BT Classic EDR Pi/4DQPSK	46
FCC Part 15.247 Bandwidth 99PCT-20dB ~ BT Classic EDR 8DPSK	56
FCC Part 15.247 TX Spurious Conducted ~ BT Classic Basic rate	66
FCC Part 15.247 TX Spurious Conducted ~ BT Classic EDR Pi/4DQPSK	73
FCC Part 15.247 TX Spurious Conducted ~ BT Classic EDR 8DPSK	80

EUT Information

EUT DEFINITION	
Manufacturer	Robert Bosch GmbH
Type	PSA AIO
Serial Number	815RB0306M0003084
Setup Number	1.0
Version SW	014D
Version FW	NI
Version HW	C2 HW05
Comment 1	
Comment 2	
Temperature [°C] Min	-30
Temperature [°C] Nom	20
Temperature [°C] Max	70
Voltage [V] Min	9
Voltage [V] Nom	13.5
Voltage [V] Max	16

Common2G4 Peak OP 3MHz/3MHz ~ BT Classic Basic rate

Test References	
TC Start	04.06.2021 10:15:48
Ambit Temp [°C] Humidity [rel%]	25.8 48
System Version	3.0.1.2
Test Specification	None
Test Method	
TC Version	0.0.1
My Description	Peak Output Power conducted 3MHz/3MHz - BT Classic Basic Rate
Add. Information	

EUT Common Settings BT Classic	
Intermodulation Value N	3
Image Freq. Low Mid High [MHz]	0 0 0
Power Class	1
Power Control	Enhanced
Longest Supported Packet Type	DH5
RF Supported	Basic Rate True EDR Pi/4DQPSK True EDR 8DPSK True
Testmode	LOOPback
Perform Inquiry	Yes
EUT BT Address (if Inquiry No)	0123456789AB
Signaling BT Address	BABEBEDADBAD
Switch Matrix & Pathcompensation enabled	Yes

Test Parameter	
Technology to test	BT Classic Basic rate
Antenna Port used	1
Temperature	nom
Voltage	nom
Frequency low to test	True Freq [MHz] 2402
Frequency mid to test	True Freq [MHz] 2441
Frequency high to test	True Freq [MHz] 2480
Auto Control enabled Power Supply Climatic Box	No No
Additional Path Loss [dB]	0.7
Switched Path	EUT - SignalingUnit - SpectrumAnalyzer

Test Equipment	
Signal analyzer,Rohde&Schwarz,FSV-30,1321.3008K30/103809,3.70	
Signaling unit,Rohde&Schwarz,CMW,1201.0002k75/100683,3.7.171	
Switch matrix,CTCadvanced,RSM-1 NI DAQ,29655273,NI	

Test at TX 2402 MHz

RESULT: Reference Power cond.

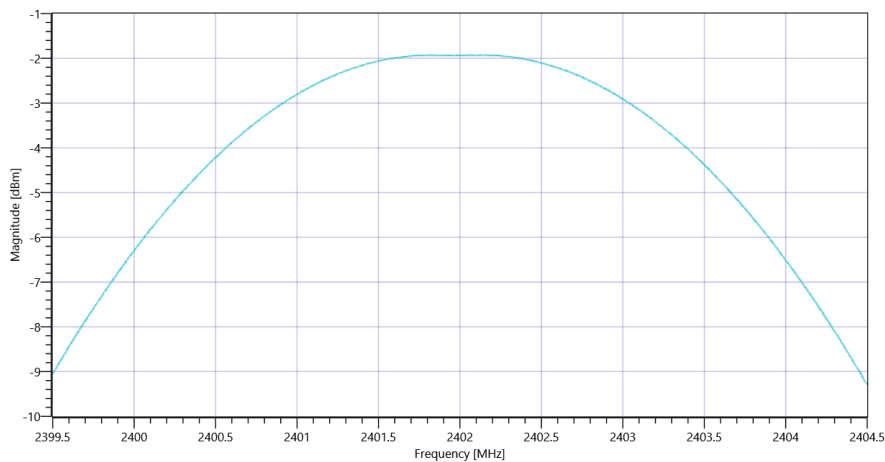
Test Description	Lower Limit	Upper Limit	Measured	Unit	Verdict
Ref. Power 1MHz/1MHz cond.	---	---	-1.69	dBm	INFO
Ref. Frequency	---	---	2401.800	MHz	INFO

READ SA SETTINGS:

RefLevel [dBm] RefLevelOffset [dB] InpAtt [dB]	8.31 10.79 15
Start [MHz] Stop [MHz]	2399.500 2404.500
RBW [MHz] VBW [MHz]	3.000000 3.000000
Detector TraceMode	POS MAXH
Sweep: Time [ms] Count Points per Section Type	1000 10 1001 SWE

RESULT

Test Description	Lower Limit	Upper Limit	Measured	Unit	Verdict
Peak Power	---	---	-1.92	dBm	Info
Peak Power	---	---	0.642688	mW	Info
Frequency at Peak	---	---	2401.83	MHz	Info



Common2G4 Peak OP 3MHz-3MHz ~ BT Classic Basic rate

Test at TX 2441 MHz

RESULT: Reference Power cond.

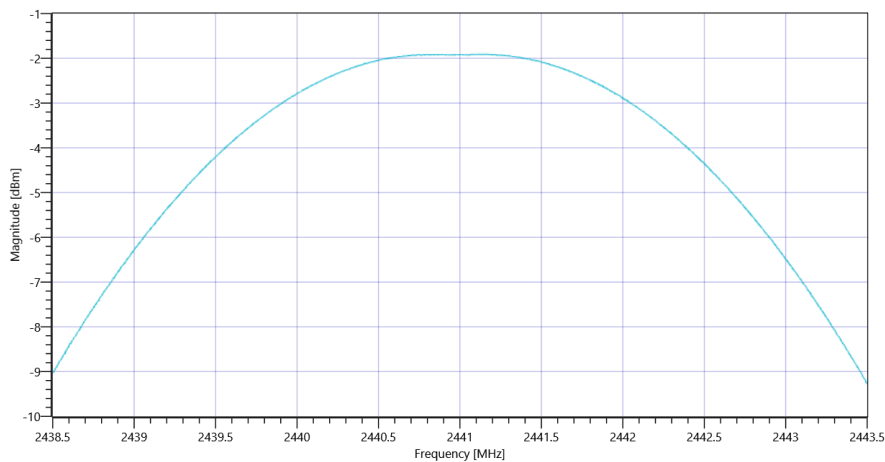
Test Description	Lower Limit	Upper Limit	Measured	Unit	Verdict
Ref. Power 1MHz/1MHz cond.	---	---	-1.77	dBm	INFO
Ref. Frequency	---	---	2440.800	MHz	INFO

READ SA SETTINGS:

RefLevel [dBm] RefLevelOffset [dB] InpAtt [dB]	8.23 10.8 15
Start [MHz] Stop [MHz]	2438.500 2443.500
RBW [MHz] VBW [MHz]	3.000000 3.000000
Detector TraceMode	POS MAXH
Sweep: Time [ms] Count Points per Section Type	1000 10 1001 SWE

RESULT

Test Description	Lower Limit	Upper Limit	Measured	Unit	Verdict
Peak Power	---	---	-1.91	dBm	Info
Peak Power	---	---	0.644169	mW	Info
Frequency at Peak	---	---	2441.165	MHz	Info



Common2G4 Peak OP 3MHz-3MHz ~ BT Classic Basic rate

Test at TX 2480 MHz

RESULT: Reference Power cond.

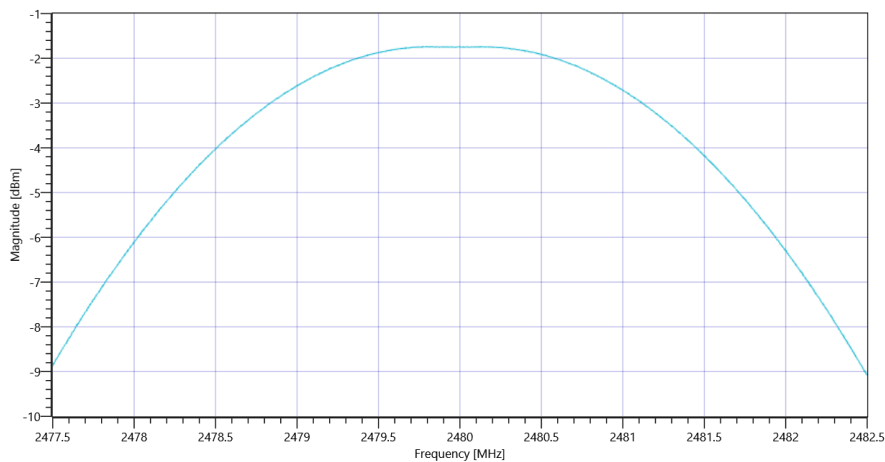
Test Description	Lower Limit	Upper Limit	Measured	Unit	Verdict
Ref. Power 1MHz/1MHz cond.	---	---	-1.63	dBm	INFO
Ref. Frequency	---	---	2479.800	MHz	INFO

READ SA SETTINGS:

RefLevel [dBm] RefLevelOffset [dB] InpAtt [dB]	8.37 10.85 15
Start [MHz] Stop [MHz]	2477.500 2482.500
RBW [MHz] VBW [MHz]	3.000000 3.000000
Detector TraceMode	POS MAXH
Sweep: Time [ms] Count Points per Section Type	1000 10 1001 SWE

RESULT

Test Description	Lower Limit	Upper Limit	Measured	Unit	Verdict
Peak Power	---	---	-1.74	dBm	Info
Peak Power	---	---	0.669885	mW	Info
Frequency at Peak	---	---	2479.83	MHz	Info



Common2G4 Peak OP 3MHz-3MHz ~ BT Classic Basic rate

General verdict

PASS

Common2G4 Peak OP 3MHz/3MHz ~ BT Classic EDR Pi/4DQPSK

Test References	
TC Start	04.06.2021 10:42:37
Ambit Temp [°C] Humidity [rel%]	26.3 47
System Version	3.0.1.2
Test Specification	None
Test Method	
TC Version	0.0.1
My Description	Peak Output Power conducted 3MHz/3MHz - BT Classic EDR Pi/4DQPSK
Add. Information	

EUT Common Settings BT Classic	
Intermodulation Value N	3
Image Freq. Low Mid High [MHz]	0 0 0
Power Class	1
Power Control	Enhanced
Longest Supported Packet Type	DH5
RF Supported	Basic Rate True EDR Pi/4DQPSK True EDR 8DPSK True
Testmode	LOOPback
Perform Inquiry	Yes
EUT BT Address (if Inquiry No)	0123456789AB
Signaling BT Address	BABEBEDADBAD
Switch Matrix & Pathcompensation enabled	Yes

Test Parameter	
Technology to test	BT Classic EDR Pi/4DQPSK
Antenna Port used	1
Temperature	nom
Voltage	nom
Frequency low to test	True Freq [MHz] 2402
Frequency mid to test	True Freq [MHz] 2441
Frequency high to test	True Freq [MHz] 2480
Auto Control enabled Power Supply Climatic Box	No No
Additional Path Loss [dB]	0.7
Switched Path	EUT - SignalingUnit - SpectrumAnalyzer

Test Equipment	
Signal analyzer,Rohde&Schwarz,FSV-30,1321.3008K30/103809,3.70	
Signaling unit,Rohde&Schwarz,CMW,1201.0002k75/100683,3.7.171	
Switch matrix,CTCadvanced,RSM-1 NI DAQ,29655273,NI	

Test at TX 2402 MHz

RESULT: Reference Power cond.

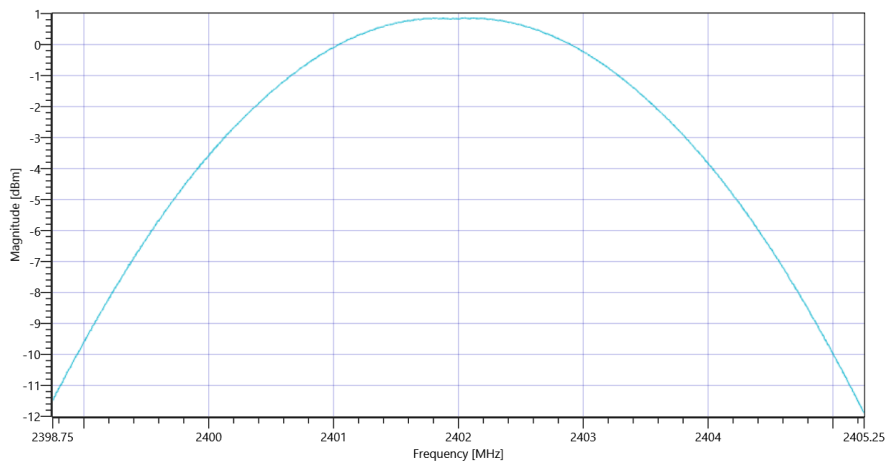
Test Description	Lower Limit	Upper Limit	Measured	Unit	Verdict
Ref. Power 1MHz/1MHz cond.	---	---	-0.20	dBm	INFO
Ref. Frequency	---	---	2401.800	MHz	INFO

READ SA SETTINGS:

RefLevel [dBm] RefLevelOffset [dB] InpAtt [dB]	9.80 10.79 15
Start [MHz] Stop [MHz]	2398.750 2405.250
RBW [MHz] VBW [MHz]	3.000000 3.000000
Detector TraceMode	POS MAXH
Sweep: Time [ms] Count Points per Section Type	1000 10 1001 SWE

RESULT

Test Description	Lower Limit	Upper Limit	Measured	Unit	Verdict
Peak Power	---	---	0.86	dBm	Info
Peak Power	---	---	1.21899	mW	Info
Frequency at Peak	---	---	2402.104	MHz	Info



Common2G4 Peak OP 3MHz-3MHz ~ BT Classic EDR Pi-4DQPSK

Test at TX 2441 MHz

RESULT: Reference Power cond.

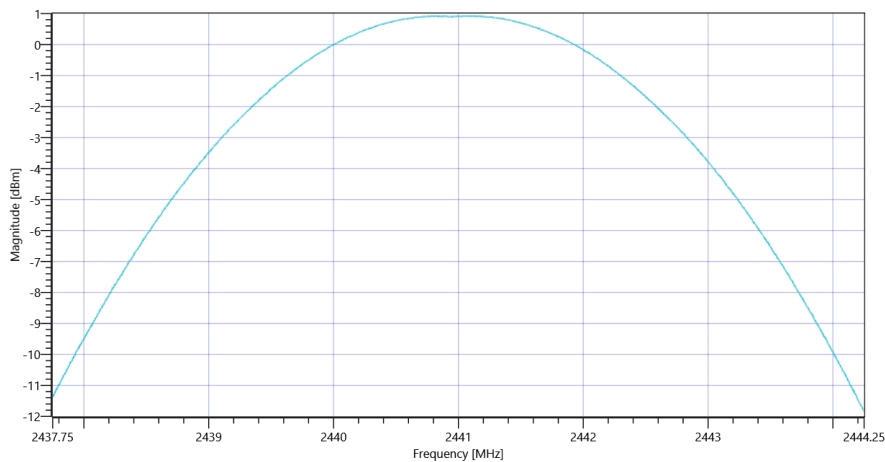
Test Description	Lower Limit	Upper Limit	Measured	Unit	Verdict
Ref. Power 1MHz/1MHz cond.	---	---	-0.09	dBm	INFO
Ref. Frequency	---	---	2441.200	MHz	INFO

READ SA SETTINGS:

RefLevel [dBm] RefLevelOffset [dB] InpAtt [dB]	9.91 10.8 15
Start [MHz] Stop [MHz]	2437.750 2444.250
RBW [MHz] VBW [MHz]	3.000000 3.000000
Detector TraceMode	POS MAXH
Sweep: Time [ms] Count Points per Section Type	1000 10 1001 SWE

RESULT

Test Description	Lower Limit	Upper Limit	Measured	Unit	Verdict
Peak Power	---	---	0.93	dBm	Info
Peak Power	---	---	1.238797	mW	Info
Frequency at Peak	---	---	2441.084	MHz	Info



Common2G4 Peak OP 3MHz-3MHz ~ BT Classic EDR Pi-4DQPSK

Test at TX 2480 MHz

RESULT: Reference Power cond.

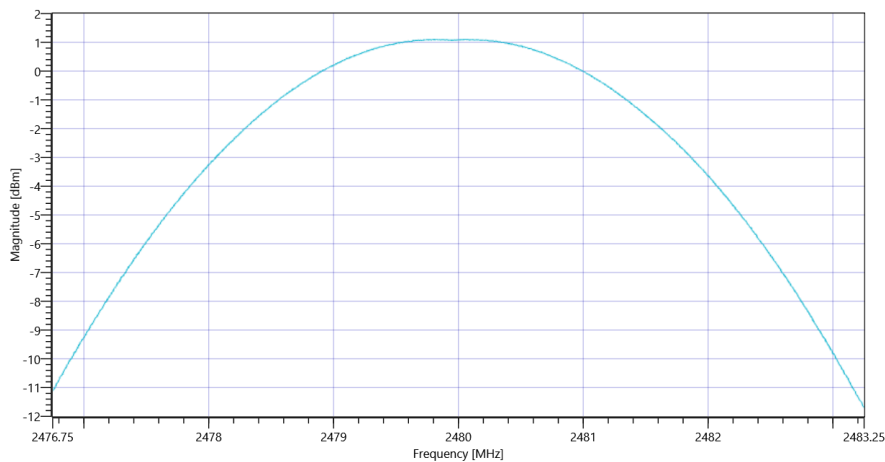
Test Description	Lower Limit	Upper Limit	Measured	Unit	Verdict
Ref. Power 1MHz/1MHz cond.	---	---	0.36	dBm	INFO
Ref. Frequency	---	---	2479.800	MHz	INFO

READ SA SETTINGS:

RefLevel [dBm] RefLevelOffset [dB] InpAtt [dB]	10.36 10.85 15
Start [MHz] Stop [MHz]	2476.750 2483.250
RBW [MHz] VBW [MHz]	3.000000 3.000000
Detector TraceMode	POS MAXH
Sweep: Time [ms] Count Points per Section Type	1000 10 1001 SWE

RESULT

Test Description	Lower Limit	Upper Limit	Measured	Unit	Verdict
Peak Power	---	---	1.1	dBm	Info
Peak Power	---	---	1.28825	mW	Info
Frequency at Peak	---	---	2479.825	MHz	Info



Common2G4 Peak OP 3MHz-3MHz ~ BT Classic EDR Pi-4QPSK

General verdict

PASS

Common2G4 Peak OP 3MHz/3MHz ~ BT Classic EDR 8DPSK

Test References	
TC Start	04.06.2021 11:06:12
Ambit Temp [°C] Humidity [rel%]	26.5 46
System Version	3.0.1.2
Test Specification	None
Test Method	
TC Version	0.0.1
My Description	Peak Output Power conducted 3MHz/3MHz - BT Classic EDR 8DPSK
Add. Information	

EUT Common Settings BT Classic	
Intermodulation Value N	3
Image Freq. Low Mid High [MHz]	0 0 0
Power Class	1
Power Control	Enhanced
Longest Supported Packet Type	DH5
RF Supported	Basic Rate True EDR Pi/4DQPSK True EDR 8DPSK True
Testmode	LOOPback
Perform Inquiry	Yes
EUT BT Address (if Inquiry No)	0123456789AB
Signaling BT Address	BABEBEDADBAD
Switch Matrix & Pathcompensation enabled	Yes

Test Parameter	
Technology to test	BT Classic EDR 8DPSK
Antenna Port used	1
Temperature	nom
Voltage	nom
Frequency low to test	True Freq [MHz] 2402
Frequency mid to test	True Freq [MHz] 2441
Frequency high to test	True Freq [MHz] 2480
Auto Control enabled Power Supply Climatic Box	No No
Additional Path Loss [dB]	0.7
Switched Path	EUT - SignalingUnit - SpectrumAnalyzer

Test Equipment	
Signal analyzer,Rohde&Schwarz,FSV-30,1321.3008K30/103809,3.70	
Signaling unit,Rohde&Schwarz,CMW,1201.0002k75/100683,3.7.171	
Switch matrix,CTCadvanced,RSM-1 NI DAQ,29655273,NI	

Test at TX 2402 MHz

RESULT: Reference Power cond.

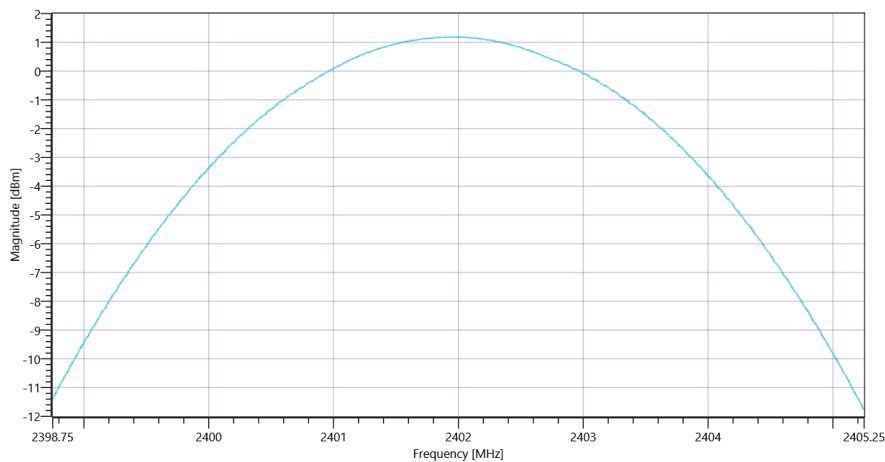
Test Description	Lower Limit	Upper Limit	Measured	Unit	Verdict
Ref. Power 1MHz/1MHz cond.	---	---	-0.43	dBm	INFO
Ref. Frequency	---	---	2402.200	MHz	INFO

READ SA SETTINGS:

RefLevel [dBm] RefLevelOffset [dB] InpAtt [dB]	9.57 10.79 15
Start [MHz] Stop [MHz]	2398.750 2405.250
RBW [MHz] VBW [MHz]	3.000000 3.000000
Detector TraceMode	POS MAXH
Sweep: Time [ms] Count Points per Section Type	1000 10 1001 SWE

RESULT

Test Description	Lower Limit	Upper Limit	Measured	Unit	Verdict
Peak Power	---	---	1.19	dBm	Info
Peak Power	---	---	1.315225	mW	Info
Frequency at Peak	---	---	2401.896	MHz	Info



Common2G4 Peak OP 3MHz-3MHz ~ BT Classic EDR 8DPSK

Test at TX 2441 MHz

RESULT: Reference Power cond.

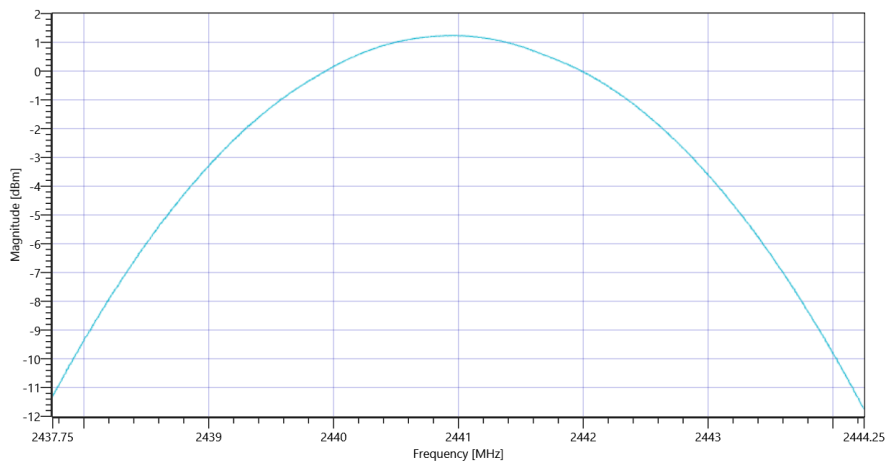
Test Description	Lower Limit	Upper Limit	Measured	Unit	Verdict
Ref. Power 1MHz/1MHz cond.	---	---	0.39	dBm	INFO
Ref. Frequency	---	---	2441.000	MHz	INFO

READ SA SETTINGS:

RefLevel [dBm] RefLevelOffset [dB] InpAtt [dB]	10.39 10.8 15
Start [MHz] Stop [MHz]	2437.750 2444.250
RBW [MHz] VBW [MHz]	3.000000 3.000000
Detector TraceMode	POS MAXH
Sweep: Time [ms] Count Points per Section Type	1000 10 1001 SWE

RESULT

Test Description	Lower Limit	Upper Limit	Measured	Unit	Verdict
Peak Power	---	---	1.24	dBm	Info
Peak Power	---	---	1.330454	mW	Info
Frequency at Peak	---	---	2440.974	MHz	Info



Common2G4 Peak OP 3MHz-3MHz ~ BT Classic EDR 8DPSK

Test at TX 2480 MHz

RESULT: Reference Power cond.

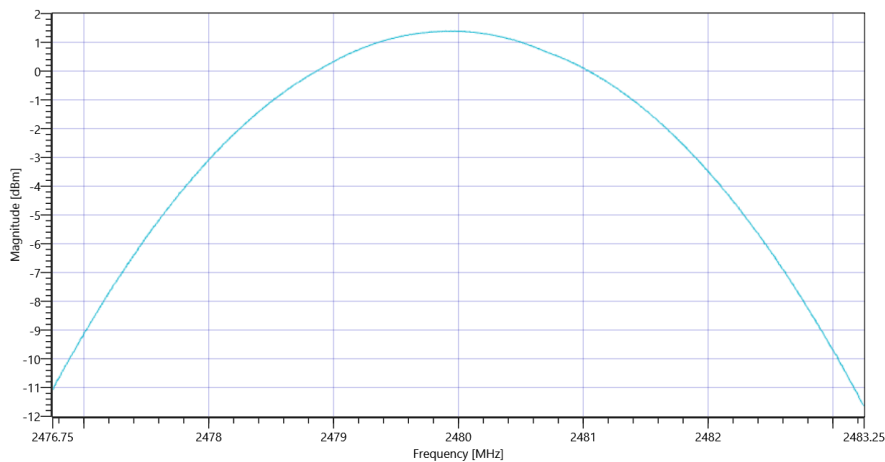
Test Description	Lower Limit	Upper Limit	Measured	Unit	Verdict
Ref. Power 1MHz/1MHz cond.	---	---	-0.17	dBm	INFO
Ref. Frequency	---	---	2480.000	MHz	INFO

READ SA SETTINGS:

RefLevel [dBm] RefLevelOffset [dB] InpAtt [dB]	9.83 10.85 15
Start [MHz] Stop [MHz]	2476.750 2483.250
RBW [MHz] VBW [MHz]	3.000000 3.000000
Detector TraceMode	POS MAXH
Sweep: Time [ms] Count Points per Section Type	1000 10 1001 SWE

RESULT

Test Description	Lower Limit	Upper Limit	Measured	Unit	Verdict
Peak Power	---	---	1.39	dBm	Info
Peak Power	---	---	1.377209	mW	Info
Frequency at Peak	---	---	2479.942	MHz	Info



Common2G4 Peak OP 3MHz-3MHz ~ BT Classic EDR 8DPSK

General verdict

PASS

FCC Part 15.247 Maximum Peak Conducted Output Power FHSS ~ BT Classic Basic rate

Test References	
TC Start	04.06.2021 10:17:27
Ambit Temp [°C] Humidity [rel%]	25.8 48
System Version	3.0.1.2
Test Specification	FCC Part 15.247
Test Method	
TC Version	0.0.1
My Description	FCC 15.247 Maximum Peak Output Power Conducted FHSS - BT Classic Basic Rate
Add. Information	

EUT Common Settings BT Classic	
Intermodulation Value N	3
Image Freq. Low Mid High [MHz]	0 0 0
Power Class	1
Power Control	Enhanced
Longest Supported Packet Type	DH5
RF Supported	Basic Rate True EDR Pi/4DQPSK True EDR 8DPSK True
Testmode	LOOPback
Perform Inquiry	Yes
EUT BT Address (if Inquiry No)	0123456789AB
Signaling BT Address	BABEBEDADBAD
Switch Matrix & Pathcompensation enabled	Yes

Test Parameter	
Technology to test	BT Classic Basic rate
Antenna Port used	1
Temperature	nom
Voltage	nom
Frequency low to test	True Freq [MHz] 2402
Frequency mid to test	True Freq [MHz] 2441
Frequency high to test	True Freq [MHz] 2480
Auto Control enabled Power Supply Climatic Box	No No
Additional Path Loss [dB]	0.7
Switched Path	EUT - SignalingUnit - SpectrumAnalyzer

Test Equipment	
Signal analyzer,Rohde&Schwarz,FSV-30,1321.3008K30/103809,3.70	
Signaling unit,Rohde&Schwarz,CMW,1201.0002k75/100683,3.7.171	
Switch matrix,CTCadvanced,RSM-1 NI DAQ,29655273,NI	

Test at TX 2402 MHz

RESULT: Reference Power cond.

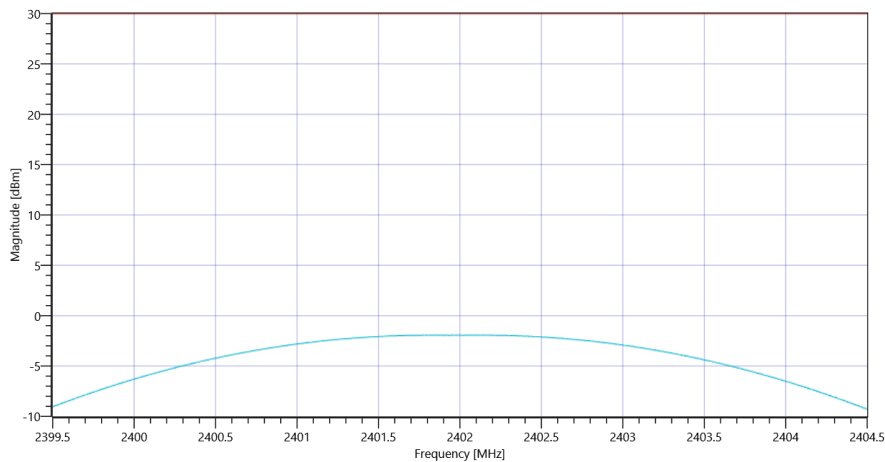
Test Description	Lower Limit	Upper Limit	Measured	Unit	Verdict
Ref. Power 1MHz/1MHz cond.	---	---	-1.76	dBm	INFO
Ref. Frequency	---	---	2402.100	MHz	INFO

READ SA SETTINGS:

RefLevel [dBm] RefLevelOffset [dB] InpAtt [dB]	8.24 10.79 15
Start [MHz] Stop [MHz]	2399.500 2404.500
RBW [MHz] VBW [MHz]	3.000000 10.000000
Detector TraceMode	POS MAXH
Sweep: Time [ms] Count Points per Section Type	1000 10 1001 SWE

RESULT

Test Description	Lower Limit	Upper Limit	Measured	Unit	Verdict
Peak Power	---	30.00	-1.94	dBm	PASS
Peak Power	---	1000	0.639735	mW	PASS
Frequency at Peak	---	---	2402.105	MHz	INFO



FCC Part 15.247 Maximum Peak Conducted Output Power FHSS ~ BT Classic Basic rate

Test at TX 2441 MHz

RESULT: Reference Power cond.

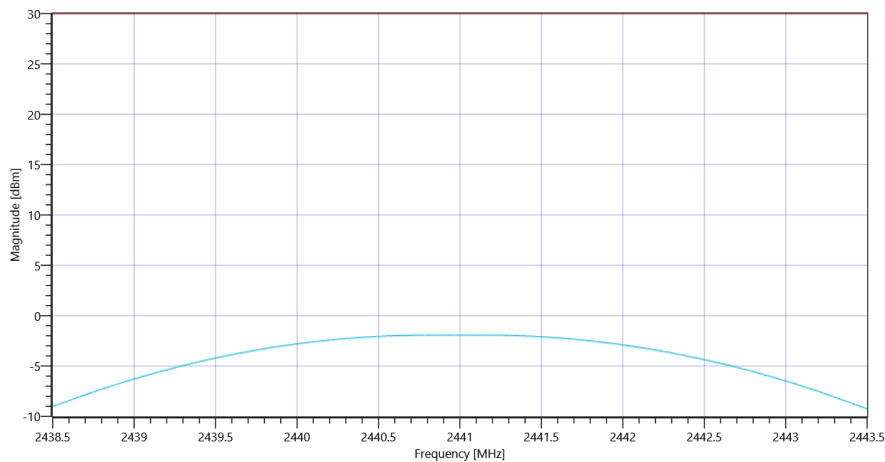
Test Description	Lower Limit	Upper Limit	Measured	Unit	Verdict
Ref. Power 1MHz/1MHz cond.	---	---	-1.82	dBm	INFO
Ref. Frequency	---	---	2440.800	MHz	INFO

READ SA SETTINGS:

RefLevel [dBm] RefLevelOffset [dB] InpAtt [dB]	8.18 10.8 15
Start [MHz] Stop [MHz]	2438.500 2443.500
RBW [MHz] VBW [MHz]	3.000000 10.000000
Detector TraceMode	POS MAXH
Sweep: Time [ms] Count Points per Section Type	1000 10 1001 SWE

RESULT

Test Description	Lower Limit	Upper Limit	Measured	Unit	Verdict
Peak Power	---	30.00	-1.92	dBm	PASS
Peak Power	---	1000	0.642688	mW	PASS
Frequency at Peak	---	---	2441.155	MHz	INFO



FCC Part 15.247 Maximum Peak Conducted Output Power FHSS ~ BT Classic Basic rate

Test at TX 2480 MHz

RESULT: Reference Power cond.

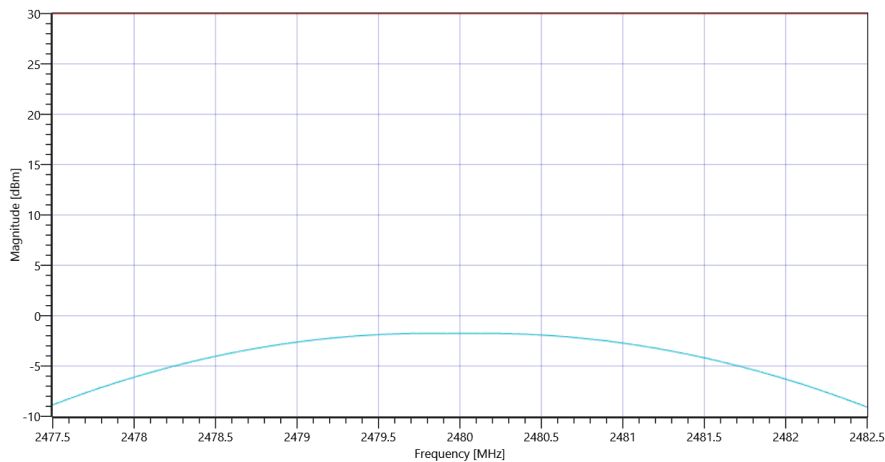
Test Description	Lower Limit	Upper Limit	Measured	Unit	Verdict
Ref. Power 1MHz/1MHz cond.	---	---	-1.66	dBm	INFO
Ref. Frequency	---	---	2479.800	MHz	INFO

READ SA SETTINGS:

RefLevel [dBm] RefLevelOffset [dB] InpAtt [dB]	8.34 10.85 15
Start [MHz] Stop [MHz]	2477.500 2482.500
RBW [MHz] VBW [MHz]	3.000000 10.000000
Detector TraceMode	POS MAXH
Sweep: Time [ms] Count Points per Section Type	1000 10 1001 SWE

RESULT

Test Description	Lower Limit	Upper Limit	Measured	Unit	Verdict
Peak Power	---	30.00	-1.75	dBm	PASS
Peak Power	---	1000	0.668344	mW	PASS
Frequency at Peak	---	---	2480.125	MHz	INFO



FCC Part 15.247 Maximum Peak Conducted Output Power FHSS ~ BT Classic Basic rate

General verdict

PASS

FCC Part 15.247 Maximum Peak Conducted Output Power FHSS ~ BT Classic EDR Pi/4DQPSK

Test References	
TC Start	04.06.2021 10:44:17
Ambit Temp [°C] Humidity [rel%]	26.3 47
System Version	3.0.1.2
Test Specification	FCC Part 15.247
Test Method	
TC Version	0.0.1
My Description	FCC 15.247 Maximum Peak Output Power Conducted FHSS - BT Classic EDR Pi/4DQPSK
Add. Information	

EUT Common Settings BT Classic	
Intermodulation Value N	3
Image Freq. Low Mid High [MHz]	0 0 0
Power Class	1
Power Control	Enhanced
Longest Supported Packet Type	DH5
RF Supported	Basic Rate True EDR Pi/4DQPSK True EDR 8DPSK True
Testmode	LOOPback
Perform Inquiry	Yes
EUT BT Address (if Inquiry No)	0123456789AB
Signaling BT Address	BABEBEDADBAD
Switch Matrix & Pathcompensation enabled	Yes

Test Parameter	
Technology to test	BT Classic EDR Pi/4DQPSK
Antenna Port used	1
Temperature	nom
Voltage	nom
Frequency low to test	True Freq [MHz] 2402
Frequency mid to test	True Freq [MHz] 2441
Frequency high to test	True Freq [MHz] 2480
Auto Control enabled Power Supply Climatic Box	No No
Additional Path Loss [dB]	0.7
Switched Path	EUT - SignalingUnit - SpectrumAnalyzer

Test Equipment	
Signal analyzer,Rohde&Schwarz,FSV-30,1321.3008K30/103809,3.70	
Signaling unit,Rohde&Schwarz,CMW,1201.0002k75/100683,3.7.171	
Switch matrix,CTCadvanced,RSM-1 NI DAQ,29655273,NI	

Test at TX 2402 MHz

RESULT: Reference Power cond.

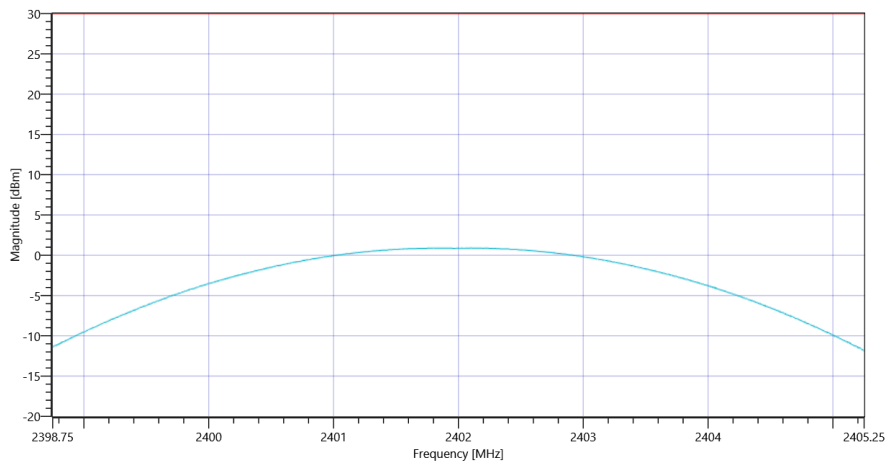
Test Description	Lower Limit	Upper Limit	Measured	Unit	Verdict
Ref. Power 1MHz/1MHz cond.	---	---	-0.12	dBm	INFO
Ref. Frequency	---	---	2401.700	MHz	INFO

READ SA SETTINGS:

RefLevel [dBm] RefLevelOffset [dB] InpAtt [dB]	9.88 10.79 15
Start [MHz] Stop [MHz]	2398.750 2405.250
RBW [MHz] VBW [MHz]	3.000000 10.000000
Detector TraceMode	POS MAXH
Sweep: Time [ms] Count Points per Section Type	1000 10 1001 SWE

RESULT

Test Description	Lower Limit	Upper Limit	Measured	Unit	Verdict
Peak Power	---	30.00	0.9	dBm	PASS
Peak Power	---	1000	1.230269	mW	PASS
Frequency at Peak	---	---	2402.097	MHz	INFO



FCC Part 15.247 Maximum Peak Conducted Output Power FHSS ~ BT Classic EDR Pi-4DQPSK

Test at TX 2441 MHz

RESULT: Reference Power cond.

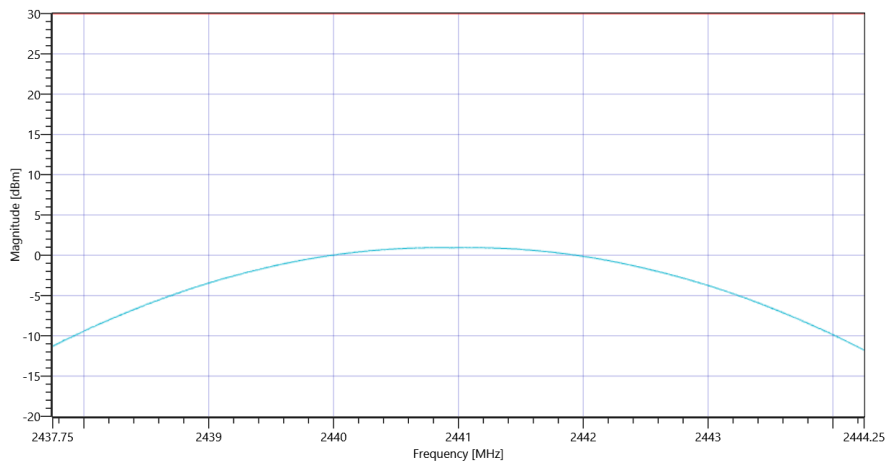
Test Description	Lower Limit	Upper Limit	Measured	Unit	Verdict
Ref. Power 1MHz/1MHz cond.	---	---	0.03	dBm	INFO
Ref. Frequency	---	---	2440.800	MHz	INFO

READ SA SETTINGS:

RefLevel [dBm] RefLevelOffset [dB] InpAtt [dB]	10.03 10.8 15
Start [MHz] Stop [MHz]	2437.750 2444.250
RBW [MHz] VBW [MHz]	3.000000 10.000000
Detector TraceMode	POS MAXH
Sweep: Time [ms] Count Points per Section Type	1000 10 1001 SWE

RESULT

Test Description	Lower Limit	Upper Limit	Measured	Unit	Verdict
Peak Power	---	30.00	0.96	dBm	PASS
Peak Power	---	1000	1.247384	mW	PASS
Frequency at Peak	---	---	2441.13	MHz	INFO



FCC Part 15.247 Maximum Peak Conducted Output Power FHSS ~ BT Classic EDR Pi-4DQPSK

Test at TX 2480 MHz

RESULT: Reference Power cond.

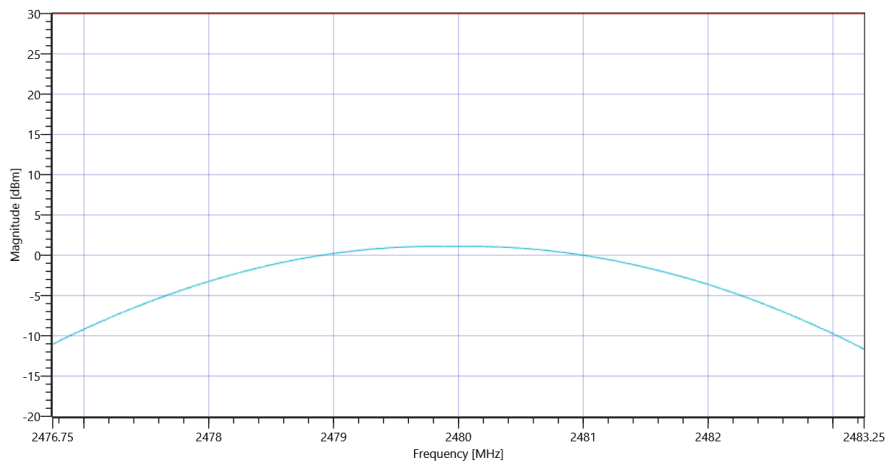
Test Description	Lower Limit	Upper Limit	Measured	Unit	Verdict
Ref. Power 1MHz/1MHz cond.	---	---	0.07	dBm	INFO
Ref. Frequency	---	---	2479.800	MHz	INFO

READ SA SETTINGS:

RefLevel [dBm] RefLevelOffset [dB] InpAtt [dB]	10.07 10.85 15
Start [MHz] Stop [MHz]	2476.750 2483.250
RBW [MHz] VBW [MHz]	3.000000 10.000000
Detector TraceMode	POS MAXH
Sweep: Time [ms] Count Points per Section Type	1000 10 1001 SWE

RESULT

Test Description	Lower Limit	Upper Limit	Measured	Unit	Verdict
Peak Power	---	30.00	1.12	dBm	PASS
Peak Power	---	1000	1.294196	mW	PASS
Frequency at Peak	---	---	2480.046	MHz	INFO



FCC Part 15.247 Maximum Peak Conducted Output Power FHSS ~ BT Classic EDR Pi-4DQPSK

General verdict

PASS

FCC Part 15.247 Maximum Peak Conducted Output Power FHSS ~ BT Classic EDR 8DPSK

Test References	
TC Start	04.06.2021 11:07:52
Ambit Temp [°C] Humidity [rel%]	26.6 46
System Version	3.0.1.2
Test Specification	FCC Part 15.247
Test Method	
TC Version	0.0.1
My Description	FCC 15.247 Maximum Peak Output Power Conducted FHSS - BT Classic EDR 8DPSK
Add. Information	

EUT Common Settings BT Classic	
Intermodulation Value N	3
Image Freq. Low Mid High [MHz]	0 0 0
Power Class	1
Power Control	Enhanced
Longest Supported Packet Type	DH5
RF Supported	Basic Rate True EDR Pi/4DQPSK True EDR 8DPSK True
Testmode	LOOPback
Perform Inquiry	Yes
EUT BT Address (if Inquiry No)	0123456789AB
Signaling BT Address	BABEBEDADBAD
Switch Matrix & Pathcompensation enabled	Yes

Test Parameter	
Technology to test	BT Classic EDR 8DPSK
Antenna Port used	1
Temperature	nom
Voltage	nom
Frequency low to test	True Freq [MHz] 2402
Frequency mid to test	True Freq [MHz] 2441
Frequency high to test	True Freq [MHz] 2480
Auto Control enabled Power Supply Climatic Box	No No
Additional Path Loss [dB]	0.7
Switched Path	EUT - SignalingUnit - SpectrumAnalyzer

Test Equipment	
Signal analyzer,Rohde&Schwarz,FSV-30,1321.3008K30/103809,3.70	
Signaling unit,Rohde&Schwarz,CMW,1201.0002k75/100683,3.7.171	
Switch matrix,CTCadvanced,RSM-1 NI DAQ,29655273,NI	

Test at TX 2402 MHz

RESULT: Reference Power cond.

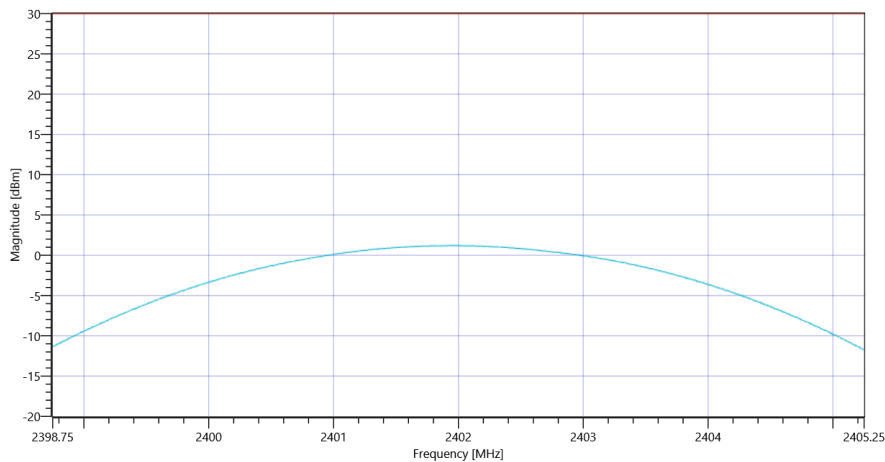
Test Description	Lower Limit	Upper Limit	Measured	Unit	Verdict
Ref. Power 1MHz/1MHz cond.	---	---	0.15	dBm	INFO
Ref. Frequency	---	---	2401.900	MHz	INFO

READ SA SETTINGS:

RefLevel [dBm] RefLevelOffset [dB] InpAtt [dB]	10.15 10.79 15
Start [MHz] Stop [MHz]	2398.750 2405.250
RBW [MHz] VBW [MHz]	3.000000 10.000000
Detector TraceMode	POS MAXH
Sweep: Time [ms] Count Points per Section Type	1000 10 1001 SWE

RESULT

Test Description	Lower Limit	Upper Limit	Measured	Unit	Verdict
Peak Power	---	30.00	1.19	dBm	PASS
Peak Power	---	1000	1.315225	mW	PASS
Frequency at Peak	---	---	2401.961	MHz	INFO



FCC Part 15.247 Maximum Peak Conducted Output Power FHSS ~ BT Classic EDR 8DPSK

Test at TX 2441 MHz

RESULT: Reference Power cond.

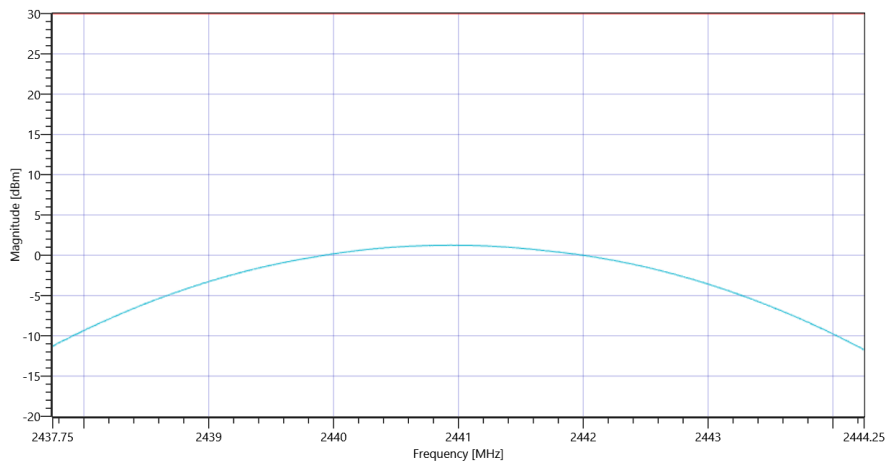
Test Description	Lower Limit	Upper Limit	Measured	Unit	Verdict
Ref. Power 1MHz/1MHz cond.	---	---	-0.13	dBm	INFO
Ref. Frequency	---	---	2441.100	MHz	INFO

READ SA SETTINGS:

RefLevel [dBm] RefLevelOffset [dB] InpAtt [dB]	9.87 10.8 15
Start [MHz] Stop [MHz]	2437.750 2444.250
RBW [MHz] VBW [MHz]	3.000000 10.000000
Detector TraceMode	POS MAXH
Sweep: Time [ms] Count Points per Section Type	1000 10 1001 SWE

RESULT

Test Description	Lower Limit	Upper Limit	Measured	Unit	Verdict
Peak Power	---	30.00	1.24	dBm	PASS
Peak Power	---	1000	1.330454	mW	PASS
Frequency at Peak	---	---	2440.987	MHz	INFO



FCC Part 15.247 Maximum Peak Conducted Output Power FHSS ~ BT Classic EDR 8DPSK

Test at TX 2480 MHz

RESULT: Reference Power cond.

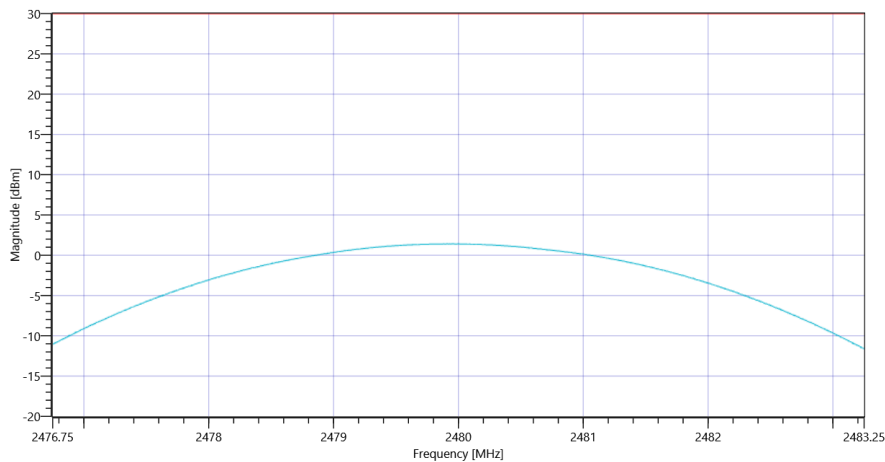
Test Description	Lower Limit	Upper Limit	Measured	Unit	Verdict
Ref. Power 1MHz/1MHz cond.	---	---	-0.10	dBm	INFO
Ref. Frequency	---	---	2479.700	MHz	INFO

READ SA SETTINGS:

RefLevel [dBm] RefLevelOffset [dB] InpAtt [dB]	9.90 10.85 15
Start [MHz] Stop [MHz]	2476.750 2483.250
RBW [MHz] VBW [MHz]	3.000000 10.000000
Detector TraceMode	POS MAXH
Sweep: Time [ms] Count Points per Section Type	1000 10 1001 SWE

RESULT

Test Description	Lower Limit	Upper Limit	Measured	Unit	Verdict
Peak Power	---	30.00	1.4	dBm	PASS
Peak Power	---	1000	1.380384	mW	PASS
Frequency at Peak	---	---	2480	MHz	INFO



FCC Part 15.247 Maximum Peak Conducted Output Power FHSS ~ BT Classic EDR 8DPSK

General verdict

PASS

FCC Part 15.247 Number Of Hopping Channels FHSS ~ BT Classic Basic rate

Test References	
TC Start	04.06.2021 10:19:07
Ambit Temp [°C] Humidity [rel%]	25.8 48
System Version	3.0.1.2
Test Specification	FCC Part 15.247
Test Method	
TC Version	0.0.1
My Description	FCC 15.247 Number Of Hopping Channels FHSS - BT Classic Basic Rate
Add. Information	

EUT Common Settings BT Classic	
Intermodulation Value N	3
Image Freq. Low Mid High [MHz]	0 0 0
Power Class	1
Power Control	Enhanced
Longest Supported Packet Type	DH5
RF Supported	Basic Rate True EDR Pi/4DQPSK True EDR 8DPSK True
Testmode	LOOPback
Perform Inquiry	Yes
EUT BT Address (if Inquiry No)	0123456789AB
Signaling BT Address	BABEBEDADBAD
Switch Matrix & Pathcompensation enabled	Yes

Test Parameter	
Technology to test	BT Classic Basic rate
Antenna Port used	1
Temperature	nom
Voltage	nom
Frequency low to test	False Freq [MHz] 2402
Frequency mid to test	False Freq [MHz] 2441
Frequency high to test	False Freq [MHz] 2480
Auto Control enabled Power Supply Climatic Box	No No
Additional Path Loss [dB]	0.7
Switched Path	EUT - SignalingUnit - SpectrumAnalyzer

Test Equipment	
Signal analyzer,Rohde&Schwarz,FSV-30,1321.3008K30/103809,3.70	
Signaling unit,Rohde&Schwarz,CMW,1201.0002k75/100683,3.7.171	
Switch matrix,CTCadvanced,RSM-1 NI DAQ,29655273,NI	

Test at TX hopping MHz

RESULT: Reference Power cond.

Test Description	Lower Limit	Upper Limit	Measured	Unit	Verdict
Ref. Power 1MHz/1MHz cond.	---	---	-1.47	dBm	INFO
Ref. Frequency	---	---	2462.880	MHz	INFO

READ SA SETTINGS:

RefLevel [dBm] RefLevelOffset [dB] InpAtt [dB]	3.53 10.8 10
Start [MHz] Stop [MHz]	2399.000 2483.000
RBW [MHz] VBW [MHz]	0.200000 0.500000
Detector TraceMode	POS MAXH
Sweep: Time [ms] Count Points per Section Type	1 10000 1001 SWE

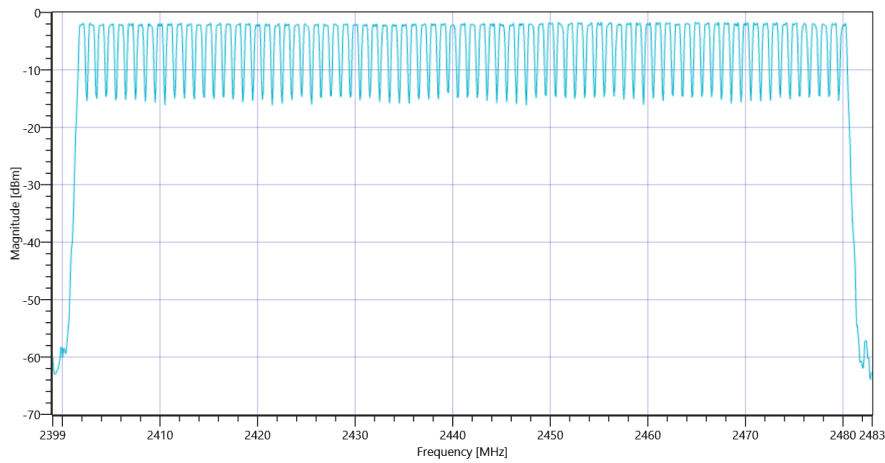
RESULT

Test Description	Lower Limit	Upper Limit	Measured	Unit	Verdict
Hopp channel (rounded)	---	---	2402	MHz	INFO
Hopp channel (rounded)	---	---	2403	MHz	INFO
Hopp channel (rounded)	---	---	2404	MHz	INFO
Hopp channel (rounded)	---	---	2405	MHz	INFO
Hopp channel (rounded)	---	---	2406	MHz	INFO
Hopp channel (rounded)	---	---	2407	MHz	INFO
Hopp channel (rounded)	---	---	2408	MHz	INFO
Hopp channel (rounded)	---	---	2409	MHz	INFO
Hopp channel (rounded)	---	---	2410	MHz	INFO
Hopp channel (rounded)	---	---	2411	MHz	INFO
Hopp channel (rounded)	---	---	2412	MHz	INFO
Hopp channel (rounded)	---	---	2413	MHz	INFO
Hopp channel (rounded)	---	---	2414	MHz	INFO
Hopp channel (rounded)	---	---	2415	MHz	INFO
Hopp channel (rounded)	---	---	2416	MHz	INFO
Hopp channel (rounded)	---	---	2417	MHz	INFO
Hopp channel (rounded)	---	---	2418	MHz	INFO
Hopp channel (rounded)	---	---	2419	MHz	INFO
Hopp channel (rounded)	---	---	2420	MHz	INFO

RESULT					
Test Description	Lower Limit	Upper Limit	Measured	Unit	Verdict
Hopp channel (rounded)	---	---	2421	MHz	INFO
Hopp channel (rounded)	---	---	2422	MHz	INFO
Hopp channel (rounded)	---	---	2423	MHz	INFO
Hopp channel (rounded)	---	---	2424	MHz	INFO
Hopp channel (rounded)	---	---	2425	MHz	INFO
Hopp channel (rounded)	---	---	2426	MHz	INFO
Hopp channel (rounded)	---	---	2427	MHz	INFO
Hopp channel (rounded)	---	---	2428	MHz	INFO
Hopp channel (rounded)	---	---	2429	MHz	INFO
Hopp channel (rounded)	---	---	2430	MHz	INFO
Hopp channel (rounded)	---	---	2431	MHz	INFO
Hopp channel (rounded)	---	---	2432	MHz	INFO
Hopp channel (rounded)	---	---	2433	MHz	INFO
Hopp channel (rounded)	---	---	2434	MHz	INFO
Hopp channel (rounded)	---	---	2435	MHz	INFO
Hopp channel (rounded)	---	---	2436	MHz	INFO
Hopp channel (rounded)	---	---	2437	MHz	INFO
Hopp channel (rounded)	---	---	2438	MHz	INFO
Hopp channel (rounded)	---	---	2439	MHz	INFO
Hopp channel (rounded)	---	---	2440	MHz	INFO
Hopp channel (rounded)	---	---	2441	MHz	INFO
Hopp channel (rounded)	---	---	2442	MHz	INFO
Hopp channel (rounded)	---	---	2443	MHz	INFO
Hopp channel (rounded)	---	---	2444	MHz	INFO
Hopp channel (rounded)	---	---	2445	MHz	INFO
Hopp channel (rounded)	---	---	2446	MHz	INFO
Hopp channel (rounded)	---	---	2447	MHz	INFO
Hopp channel (rounded)	---	---	2448	MHz	INFO

RESULT					
Test Description	Lower Limit	Upper Limit	Measured	Unit	Verdict
Hopp channel (rounded)	---	---	2449	MHz	INFO
Hopp channel (rounded)	---	---	2450	MHz	INFO
Hopp channel (rounded)	---	---	2451	MHz	INFO
Hopp channel (rounded)	---	---	2452	MHz	INFO
Hopp channel (rounded)	---	---	2453	MHz	INFO
Hopp channel (rounded)	---	---	2454	MHz	INFO
Hopp channel (rounded)	---	---	2455	MHz	INFO
Hopp channel (rounded)	---	---	2456	MHz	INFO
Hopp channel (rounded)	---	---	2457	MHz	INFO
Hopp channel (rounded)	---	---	2458	MHz	INFO
Hopp channel (rounded)	---	---	2459	MHz	INFO
Hopp channel (rounded)	---	---	2460	MHz	INFO
Hopp channel (rounded)	---	---	2461	MHz	INFO
Hopp channel (rounded)	---	---	2462	MHz	INFO
Hopp channel (rounded)	---	---	2463	MHz	INFO
Hopp channel (rounded)	---	---	2464	MHz	INFO
Hopp channel (rounded)	---	---	2465	MHz	INFO
Hopp channel (rounded)	---	---	2466	MHz	INFO
Hopp channel (rounded)	---	---	2467	MHz	INFO
Hopp channel (rounded)	---	---	2468	MHz	INFO
Hopp channel (rounded)	---	---	2469	MHz	INFO
Hopp channel (rounded)	---	---	2470	MHz	INFO
Hopp channel (rounded)	---	---	2471	MHz	INFO
Hopp channel (rounded)	---	---	2472	MHz	INFO
Hopp channel (rounded)	---	---	2473	MHz	INFO
Hopp channel (rounded)	---	---	2474	MHz	INFO
Hopp channel (rounded)	---	---	2475	MHz	INFO
Hopp channel (rounded)	---	---	2476	MHz	INFO

RESULT					
Test Description	Lower Limit	Upper Limit	Measured	Unit	Verdict
Hopp channel (rounded)	---	---	2477	MHz	INFO
Hopp channel (rounded)	---	---	2478	MHz	INFO
Hopp channel (rounded)	---	---	2479	MHz	INFO
Hopp channel (rounded)	---	---	2480	MHz	INFO
Σ Hopping channels	15	---	79	Number	PASS



FCC Part 15.247 Number Of Hopping Channels FHSS ~ BT Classic Basic rate

General verdict

PASS

FCC Part 15.247 Carrier Frequency Separation FHSS ~ BT Classic Basic rate

Test References	
TC Start	04.06.2021 10:20:04
Ambit Temp [°C] Humidity [rel%]	25.8 48
System Version	3.0.1.2
Test Specification	FCC Part 15.247
Test Method	
TC Version	0.0.1
My Description	FCC 15.247 Carrier Frequency Separation FHSS - BT Classic Basic Rate
Add. Information	

EUT Common Settings BT Classic	
Intermodulation Value N	3
Image Freq. Low Mid High [MHz]	0 0 0
Power Class	1
Power Control	Enhanced
Longest Supported Packet Type	DH5
RF Supported	Basic Rate True EDR Pi/4DQPSK True EDR 8DPSK True
Testmode	LOOPback
Perform Inquiry	Yes
EUT BT Address (if Inquiry No)	0123456789AB
Signaling BT Address	BABEBEDADBAD
Switch Matrix & Pathcompensation enabled	Yes

Test Parameter	
Technology to test	BT Classic Basic rate
Antenna Port used	1
Temperature	nom
Voltage	nom
Frequency low to test	False Freq [MHz] 2402
Frequency mid to test	False Freq [MHz] 2441
Frequency high to test	False Freq [MHz] 2480
Auto Control enabled Power Supply Climatic Box	No No
Additional Path Loss [dB]	0.7
Switched Path	EUT - SignalingUnit - SpectrumAnalyzer

Test Equipment	
Signal analyzer,Rohde&Schwarz,FSV-30,1321.3008K30/103809,3.70	
Signaling unit,Rohde&Schwarz,CMW,1201.0002k75/100683,3.7.171	
Switch matrix,CTCadvanced,RSM-1 NI DAQ,29655273,NI	

Test at TX hopping MHz

RESULT: Reference Power cond.

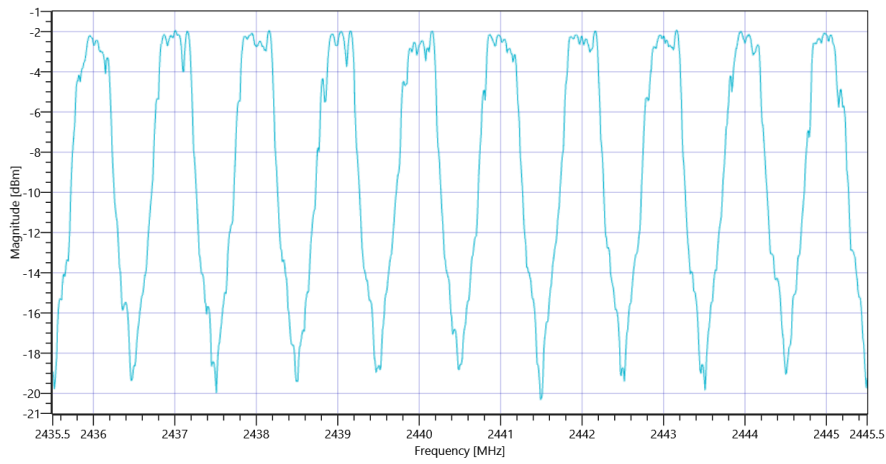
Test Description	Lower Limit	Upper Limit	Measured	Unit	Verdict
Ref. Power 1MHz/1MHz cond.	---	---	-1.54	dBm	INFO
Ref. Frequency	---	---	2462.780	MHz	INFO

READ SA SETTINGS:

RefLevel [dBm] RefLevelOffset [dB] InpAtt [dB]	3.46 10.8 10
Start [MHz] Stop [MHz]	2435.500 2445.500
RBW [MHz] VBW [MHz]	0.100000 0.300000
Detector TraceMode	POS MAXH
Sweep: Time [ms] Count Points per Section Type	1 20000 1001 SWE

RESULT

Test Description	Lower Limit	Upper Limit	Measured	Unit	Verdict
1 CFS n to n+1 (rnd)	0.025	---	1	MHz	PASS
1 CFS n to n+1 (rnd)	0.667 (2/3 Nom.BW)	---	1	MHz	PASS
2 CFS n to n+1 (rnd)	0.025	---	1	MHz	PASS
2 CFS n to n+1 (rnd)	0.667 (2/3 Nom.BW)	---	1	MHz	PASS
3 CFS n to n+1 (rnd)	0.025	---	1	MHz	PASS
3 CFS n to n+1 (rnd)	0.667 (2/3 Nom.BW)	---	1	MHz	PASS
4 CFS n to n+1 (rnd)	0.025	---	1	MHz	PASS
4 CFS n to n+1 (rnd)	0.667 (2/3 Nom.BW)	---	1	MHz	PASS
5 CFS n to n+1 (rnd)	0.025	---	1	MHz	PASS
5 CFS n to n+1 (rnd)	0.667 (2/3 Nom.BW)	---	1	MHz	PASS
6 CFS n to n+1 (rnd)	0.025	---	1	MHz	PASS
6 CFS n to n+1 (rnd)	0.667 (2/3 Nom.BW)	---	1	MHz	PASS
7 CFS n to n+1 (rnd)	0.025	---	1	MHz	PASS
7 CFS n to n+1 (rnd)	0.667 (2/3 Nom.BW)	---	1	MHz	PASS
8 CFS n to n+1 (rnd)	0.025	---	1	MHz	PASS
8 CFS n to n+1 (rnd)	0.667 (2/3 Nom.BW)	---	1	MHz	PASS
9 CFS n to n+1 (rnd)	0.025	---	1	MHz	PASS
9 CFS n to n+1 (rnd)	0.667 (2/3 Nom.BW)	---	1	MHz	PASS
Carrier Freq. (rnd)	---	---	2436	MHz	INFO
Carrier Freq. (rnd)	---	---	2437	MHz	INFO
Carrier Freq. (rnd)	---	---	2438	MHz	INFO
Carrier Freq. (rnd)	---	---	2439	MHz	INFO
Carrier Freq. (rnd)	---	---	2440	MHz	INFO
Carrier Freq. (rnd)	---	---	2441	MHz	INFO
Carrier Freq. (rnd)	---	---	2442	MHz	INFO
Carrier Freq. (rnd)	---	---	2443	MHz	INFO
Carrier Freq. (rnd)	---	---	2444	MHz	INFO
Carrier Freq. (rnd)	---	---	2445	MHz	INFO



FCC Part 15.247 Carrier Frequency Separation FHSS ~ BT Classic Basic rate

General verdict

PASS

FCC Part 15.247 Bandwidth 99PCT-20dB ~ BT Classic Basic rate

Test References	
TC Start	04.06.2021 10:22:14
Ambit Temp [°C] Humidity [rel%]	25.9 48
System Version	3.0.1.2
Test Specification	FCC Part 15.247
Test Method	
TC Version	0.0.2
My Description	FCC 15.247 Bandwidth 99PCT - 20dB FHSS - BT Classic Basic Rate
Add. Information	

EUT Common Settings BT Classic	
Intermodulation Value N	3
Image Freq. Low Mid High [MHz]	0 0 0
Power Class	1
Power Control	Enhanced
Longest Supported Packet Type	DH5
RF Supported	Basic Rate True EDR Pi/4DQPSK True EDR 8DPSK True
Testmode	LOOPback
Perform Inquiry	Yes
EUT BT Address (if Inquiry No)	0123456789AB
Signaling BT Address	BABEBEDADBAD
Switch Matrix & Pathcompensation enabled	Yes

Test Parameter	
Technology to test	BT Classic Basic rate
Antenna Port used	1
Temperature	nom
Voltage	nom
Frequency low to test	True Freq [MHz] 2402
Frequency mid to test	True Freq [MHz] 2441
Frequency high to test	True Freq [MHz] 2480
Auto Control enabled Power Supply Climatic Box	No No
Additional Path Loss [dB]	0.7
Switched Path	EUT - SignalingUnit - SpectrumAnalyzer

Test Equipment	
Signal analyzer,Rohde&Schwarz,FSV-30,1321.3008K30/103809,3.70	
Signaling unit,Rohde&Schwarz,CMW,1201.0002k75/100683,3.7.171	
Switch matrix,CTCadvanced,RSM-1 NI DAQ,29655273,NI	

Test at TX 2402 MHz

RESULT: Reference Power cond.

Test Description	Lower Limit	Upper Limit	Measured	Unit	Verdict
Ref. Power 1MHz/1MHz cond.	---	---	-1.79	dBm	INFO
Ref. Frequency	---	---	2401.800	MHz	INFO

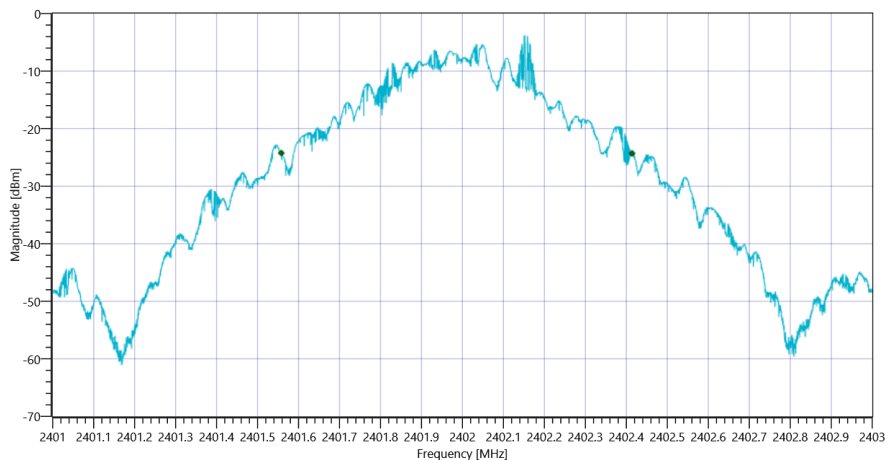
READ SA SETTINGS:

RefLevel [dBm] RefLevelOffset [dB] InpAtt [dB]	3.21 10.79 10
Start [MHz] Stop [MHz]	2401.000 2403.000
RBW [MHz] VBW [MHz]	0.020000 0.100000
Detector TraceMode	POS MAXH
Sweep: Time [ms] Count Points per Section Type	50 200 10001 SWE

RESULT

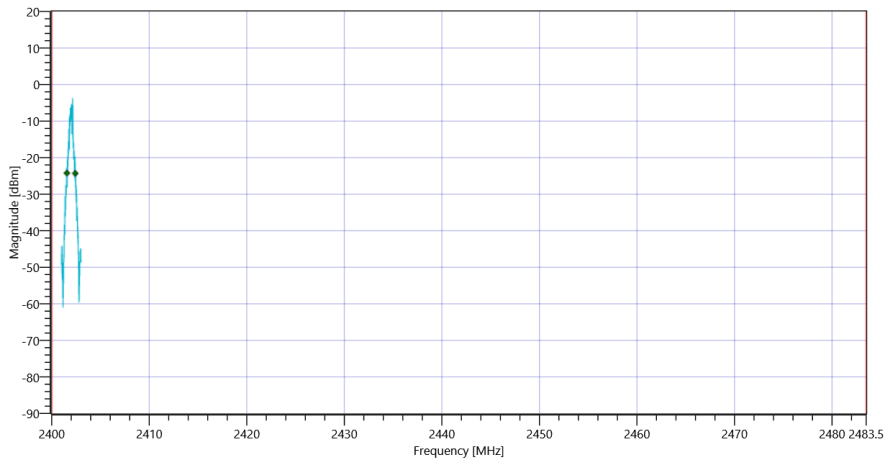
Test Description	Lower Limit	Upper Limit	Measured	Unit	Verdict
Bandwidth 99%	---	---	856.314	kHz	INFO
T1 99%	2400.000000	---	2401.5578	MHz	PASS
T2 99%	---	2483.500000	2402.4142	MHz	PASS

Plot: Bandwidth only



FCC Part 15.247 Bandwidth 99PCT-20dB ~ BT Classic Basic rate 99PCT

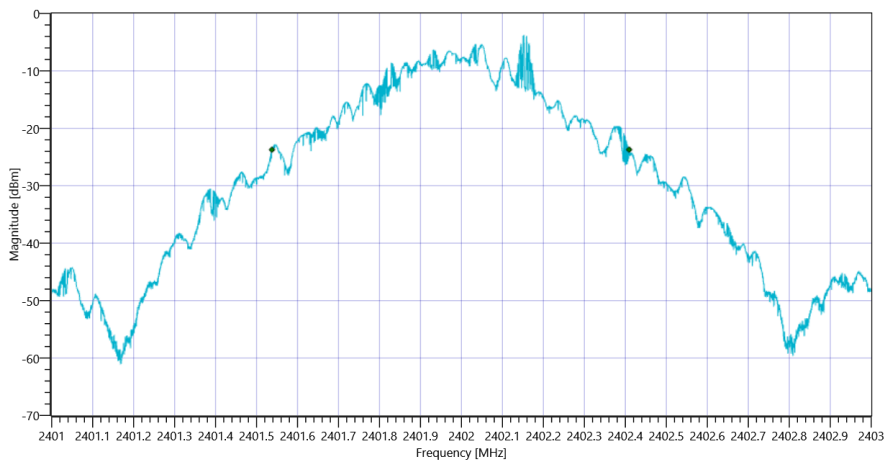
Plot: Bandwidth within Band



FCC Part 15.247 Bandwidth 99PCT-20dB ~ BT Classic Basic rate

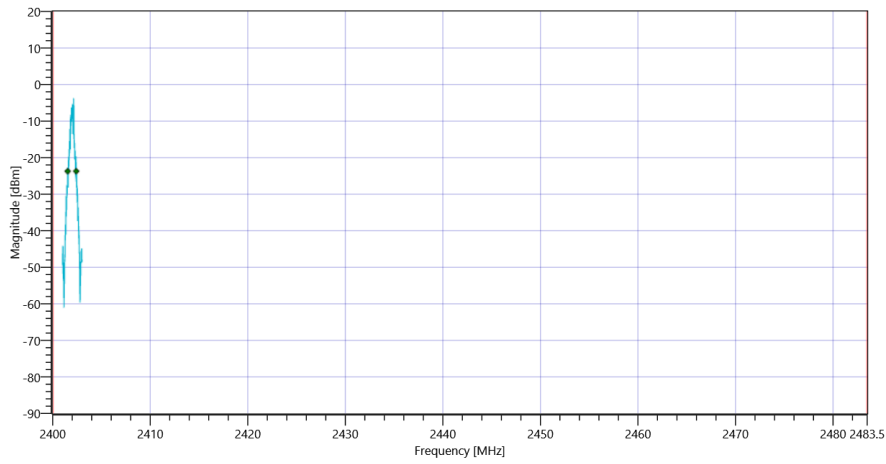
RESULT					
Test Description	Lower Limit	Upper Limit	Measured	Unit	Verdict
Bandwidth 20dB	---	---	872	kHz	INFO
T1 20dB	2400.000000	---	2401.5374	MHz	PASS
T2 20dB	---	2483.500000	2402.4092	MHz	PASS

Plot: Bandwidth only



FCC Part 15.247 Bandwidth 99PCT-20dB ~ BT Classic Basic rate 20dB

Plot: Bandwidth within Band



FCC Part 15.247 Bandwidth 99PCT-20dB ~ BT Classic Basic rate

Test at TX 2441 MHz

RESULT: Reference Power cond.

Test Description	Lower Limit	Upper Limit	Measured	Unit	Verdict
Ref. Power 1MHz/1MHz cond.	---	---	-1.81	dBm	INFO
Ref. Frequency	---	---	2440.800	MHz	INFO

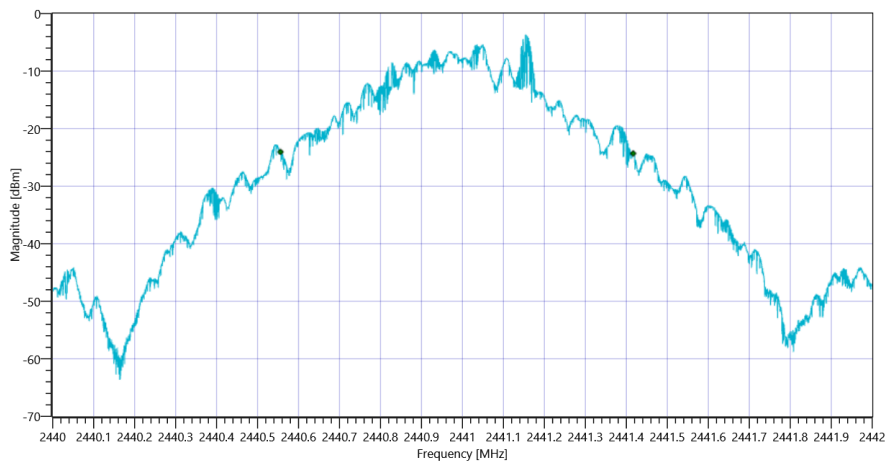
READ SA SETTINGS:

RefLevel [dBm] RefLevelOffset [dB] InpAtt [dB]	3.19 10.8 10
Start [MHz] Stop [MHz]	2440.000 2442.000
RBW [MHz] VBW [MHz]	0.020000 0.100000
Detector TraceMode	POS MAXH
Sweep: Time [ms] Count Points per Section Type	50 200 10001 SWE

RESULT

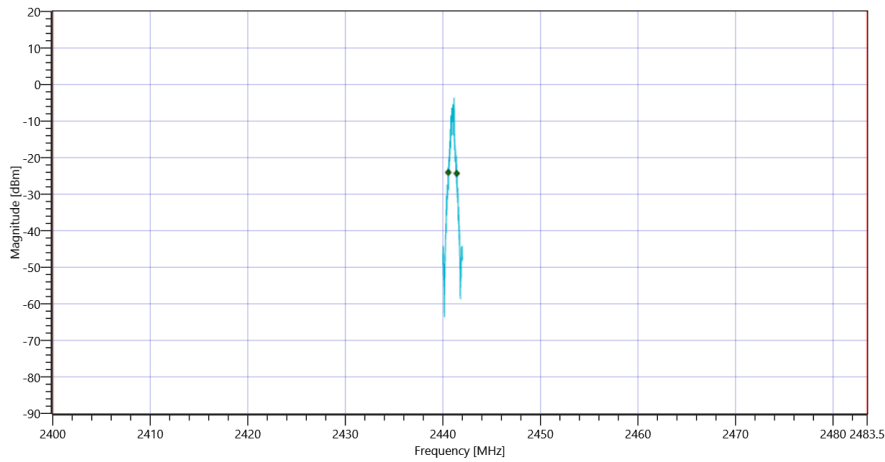
Test Description	Lower Limit	Upper Limit	Measured	Unit	Verdict
Bandwidth 99%	---	---	860.714	kHz	INFO
T1 99%	2400.000000	---	2440.5560	MHz	PASS
T2 99%	---	2483.500000	2441.4168	MHz	PASS

Plot: Bandwidth only



FCC Part 15.247 Bandwidth 99PCT-20dB ~ BT Classic Basic rate 99PCT

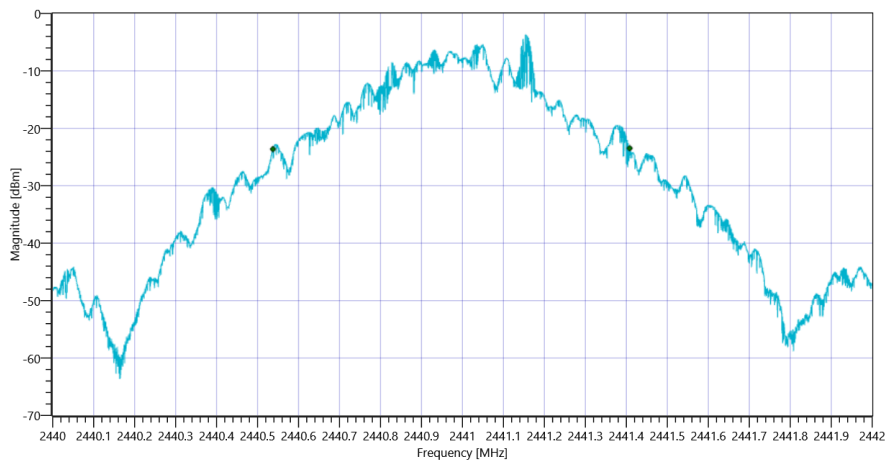
Plot: Bandwidth within Band



FCC Part 15.247 Bandwidth 99PCT-20dB ~ BT Classic Basic rate

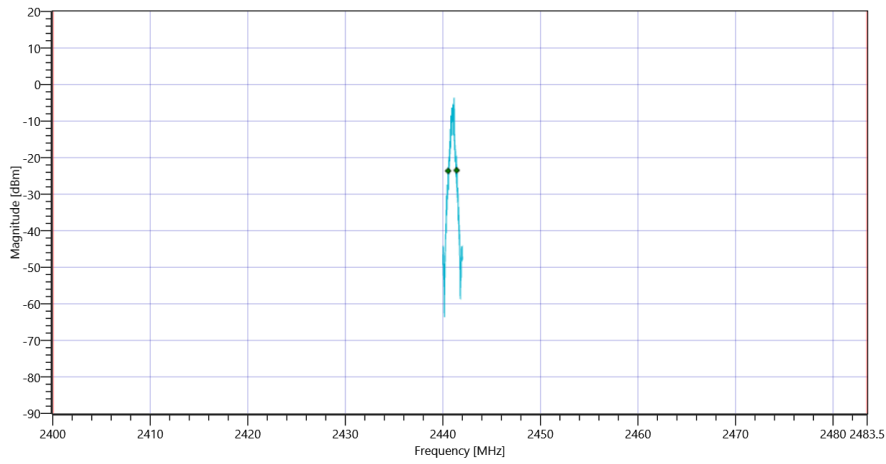
RESULT					
Test Description	Lower Limit	Upper Limit	Measured	Unit	Verdict
Bandwidth 20dB	---	---	870	kHz	INFO
T1 20dB	2400.000000	---	2440.5376	MHz	PASS
T2 20dB	---	2483.500000	2441.4080	MHz	PASS

Plot: Bandwidth only



FCC Part 15.247 Bandwidth 99PCT-20dB ~ BT Classic Basic rate 20dB

Plot: Bandwidth within Band



FCC Part 15.247 Bandwidth 99PCT-20dB ~ BT Classic Basic rate

Test at TX 2480 MHz

RESULT: Reference Power cond.

Test Description	Lower Limit	Upper Limit	Measured	Unit	Verdict
Ref. Power 1MHz/1MHz cond.	---	---	-1.68	dBm	INFO
Ref. Frequency	---	---	2479.800	MHz	INFO

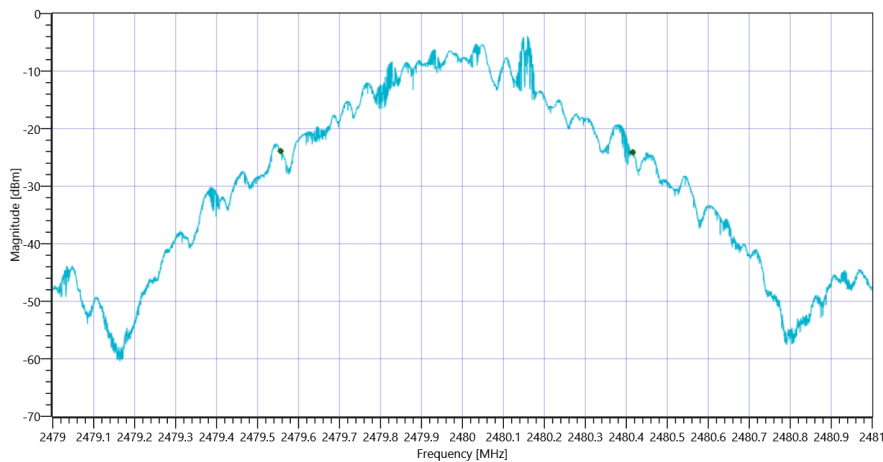
READ SA SETTINGS:

RefLevel [dBm] RefLevelOffset [dB] InpAtt [dB]	3.32 10.85 10
Start [MHz] Stop [MHz]	2479.000 2481.000
RBW [MHz] VBW [MHz]	0.020000 0.100000
Detector TraceMode	POS MAXH
Sweep: Time [ms] Count Points per Section Type	50 200 10001 SWE

RESULT

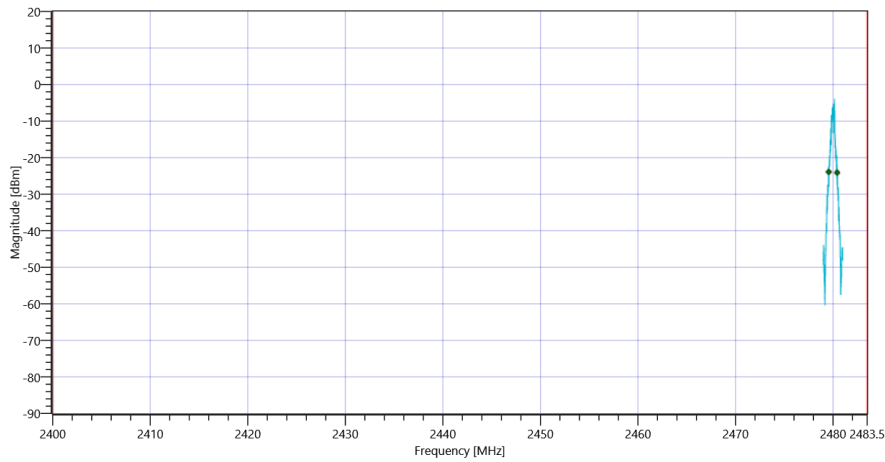
Test Description	Lower Limit	Upper Limit	Measured	Unit	Verdict
Bandwidth 99%	---	---	859.114	kHz	INFO
T1 99%	2400.000000	---	2479.5564	MHz	PASS
T2 99%	---	2483.500000	2480.4156	MHz	PASS

Plot: Bandwidth only



FCC Part 15.247 Bandwidth 99PCT-20dB ~ BT Classic Basic rate 99PCT

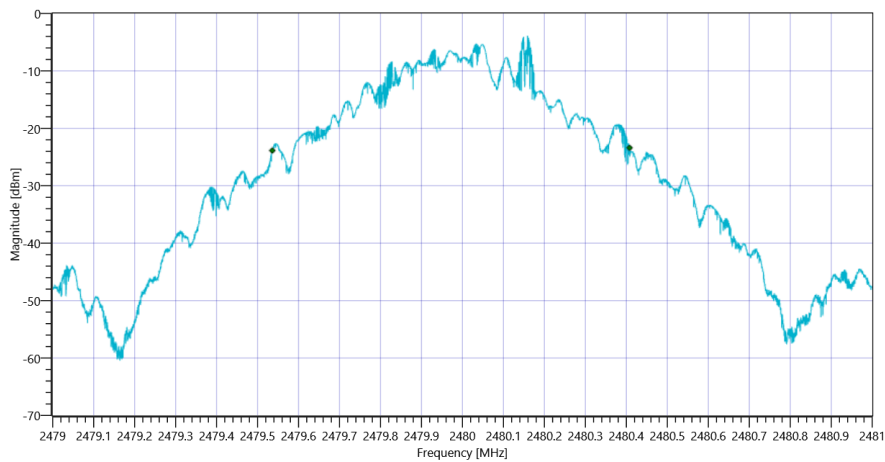
Plot: Bandwidth within Band



FCC Part 15.247 Bandwidth 99PCT-20dB ~ BT Classic Basic rate

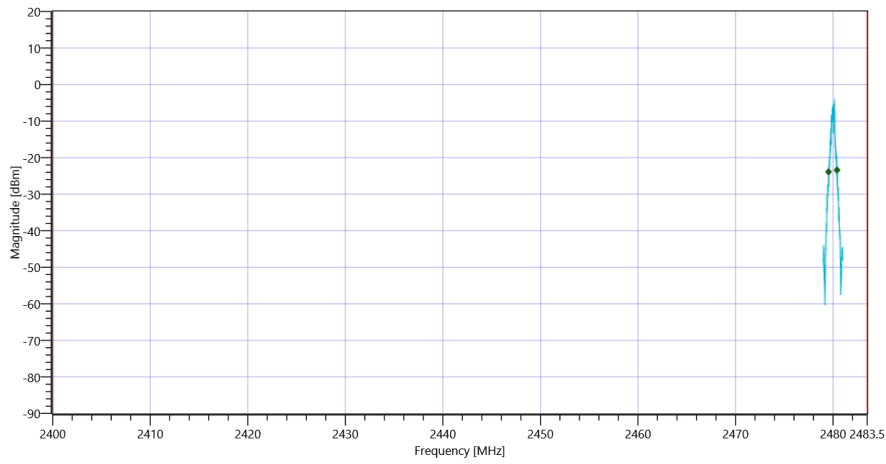
RESULT					
Test Description	Lower Limit	Upper Limit	Measured	Unit	Verdict
Bandwidth 20dB	---	---	872	kHz	INFO
T1 20dB	2400.000000	---	2479.5360	MHz	PASS
T2 20dB	---	2483.500000	2480.4078	MHz	PASS

Plot: Bandwidth only



FCC Part 15.247 Bandwidth 99PCT-20dB ~ BT Classic Basic rate 20dB

Plot: Bandwidth within Band



FCC Part 15.247 Bandwidth 99PCT-20dB ~ BT Classic Basic rate

General verdict

PASS

FCC Part 15.247 Bandwidth 99PCT-20dB ~ BT Classic EDR Pi/4DQPSK

Test References	
TC Start	04.06.2021 10:45:57
Ambit Temp [°C] Humidity [rel%]	26.3 47
System Version	3.0.1.2
Test Specification	FCC Part 15.247
Test Method	
TC Version	0.0.2
My Description	FCC 15.247 Bandwidth 99PCT - 20dB FHSS - BT Classic EDR Pi/4DQPSK
Add. Information	

EUT Common Settings BT Classic	
Intermodulation Value N	3
Image Freq. Low Mid High [MHz]	0 0 0
Power Class	1
Power Control	Enhanced
Longest Supported Packet Type	DH5
RF Supported	Basic Rate True EDR Pi/4DQPSK True EDR 8DPSK True
Testmode	LOOPback
Perform Inquiry	Yes
EUT BT Address (if Inquiry No)	0123456789AB
Signaling BT Address	BABEBEDADBAD
Switch Matrix & Pathcompensation enabled	Yes

Test Parameter	
Technology to test	BT Classic EDR Pi/4DQPSK
Antenna Port used	1
Temperature	nom
Voltage	nom
Frequency low to test	True Freq [MHz] 2402
Frequency mid to test	True Freq [MHz] 2441
Frequency high to test	True Freq [MHz] 2480
Auto Control enabled Power Supply Climatic Box	No No
Additional Path Loss [dB]	0.7
Switched Path	EUT - SignalingUnit - SpectrumAnalyzer

Test Equipment	
Signal analyzer,Rohde&Schwarz,FSV-30,1321.3008K30/103809,3.70	
Signaling unit,Rohde&Schwarz,CMW,1201.0002k75/100683,3.7.171	
Switch matrix,CTCadvanced,RSM-1 NI DAQ,29655273,NI	

Test at TX 2402 MHz

RESULT: Reference Power cond.

Test Description	Lower Limit	Upper Limit	Measured	Unit	Verdict
Ref. Power 1MHz/1MHz cond.	---	---	0.04	dBm	INFO
Ref. Frequency	---	---	2402.200	MHz	INFO

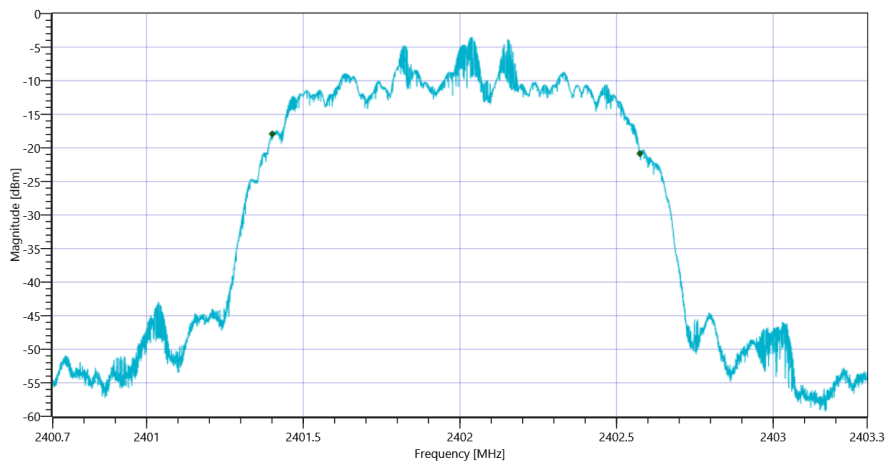
READ SA SETTINGS:

RefLevel [dBm] RefLevelOffset [dB] InpAtt [dB]	5.04 10.79 10
Start [MHz] Stop [MHz]	2400.700 2403.300
RBW [MHz] VBW [MHz]	0.030000 0.100000
Detector TraceMode	POS MAXH
Sweep: Time [ms] Count Points per Section Type	50 200 10001 SWE

RESULT

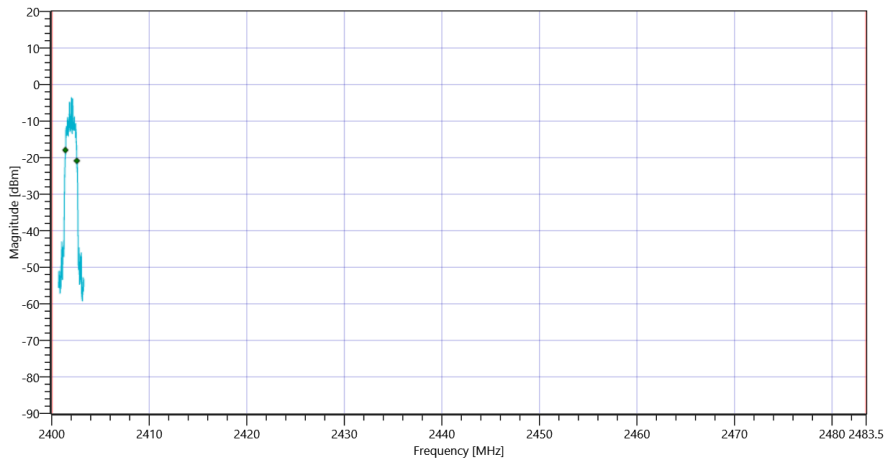
Test Description	Lower Limit	Upper Limit	Measured	Unit	Verdict
Bandwidth 99%	---	---	1173.523	kHz	INFO
T1 99%	2400.000000	---	2401.4008	MHz	PASS
T2 99%	---	2483.500000	2402.5743	MHz	PASS

Plot: Bandwidth only



FCC Part 15.247 Bandwidth 99PCT-20dB ~ BT Classic EDR Pi-4DQPSK 99PCT

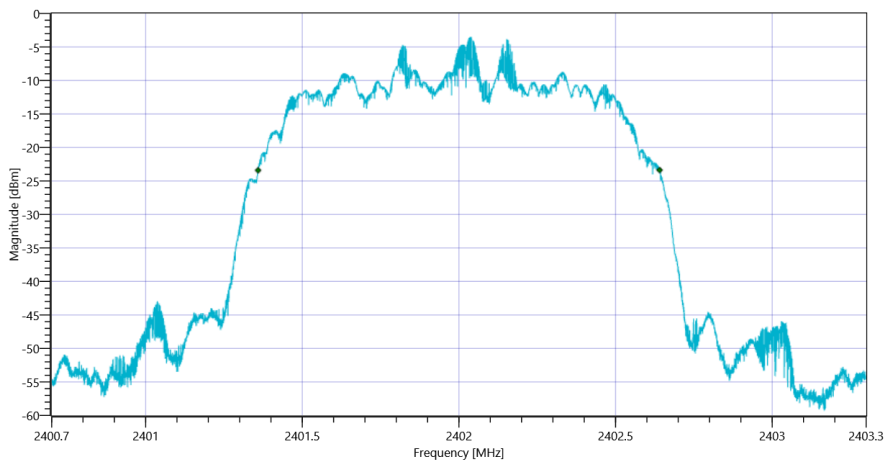
Plot: Bandwidth within Band



FCC Part 15.247 Bandwidth 99PCT-20dB ~ BT Classic EDR Pi-4DQPSK

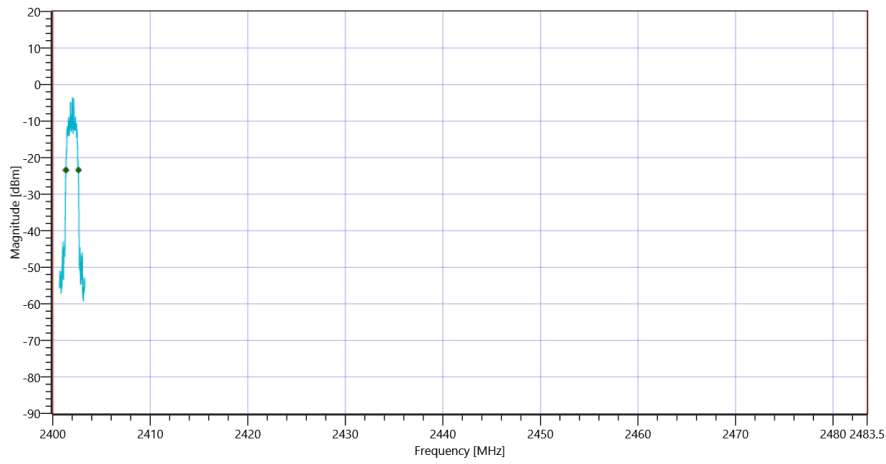
RESULT					
Test Description	Lower Limit	Upper Limit	Measured	Unit	Verdict
Bandwidth 20dB	---	---	1282	kHz	INFO
T1 20dB	2400.000000	---	2401.3588	MHz	PASS
T2 20dB	---	2483.500000	2402.6406	MHz	PASS

Plot: Bandwidth only



FCC Part 15.247 Bandwidth 99PCT-20dB ~ BT Classic EDR Pi-4DQPSK 20dB

Plot: Bandwidth within Band



FCC Part 15.247 Bandwidth 99PCT-20dB ~ BT Classic EDR Pi-4DQPSK

Test at TX 2441 MHz

RESULT: Reference Power cond.

Test Description	Lower Limit	Upper Limit	Measured	Unit	Verdict
Ref. Power 1MHz/1MHz cond.	---	---	-0.31	dBm	INFO
Ref. Frequency	---	---	2440.800	MHz	INFO

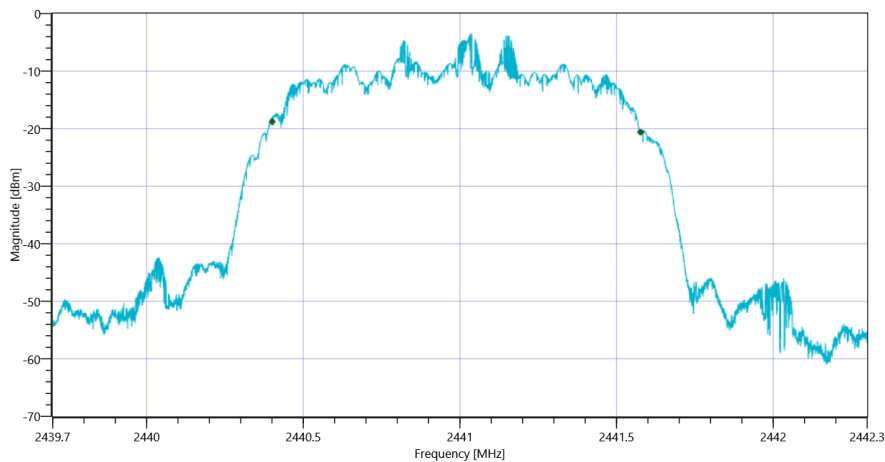
READ SA SETTINGS:

RefLevel [dBm] RefLevelOffset [dB] InpAtt [dB]	4.69 10.8 10
Start [MHz] Stop [MHz]	2439.700 2442.300
RBW [MHz] VBW [MHz]	0.030000 0.100000
Detector TraceMode	POS MAXH
Sweep: Time [ms] Count Points per Section Type	50 200 10001 SWE

RESULT

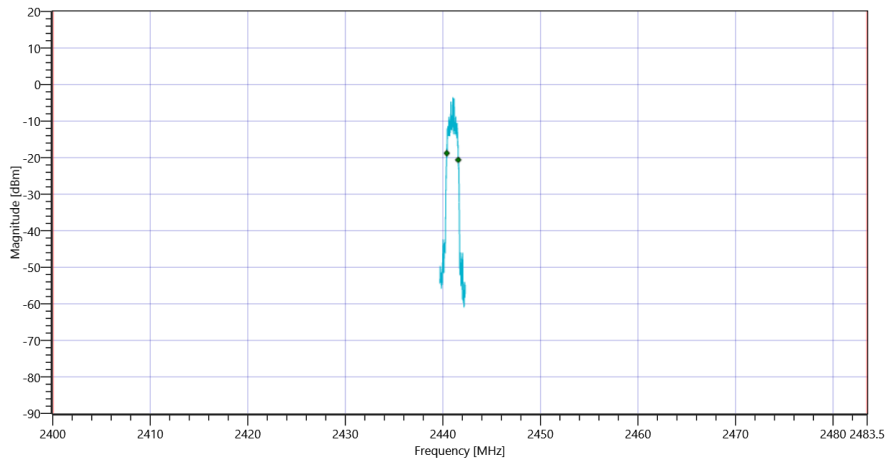
Test Description	Lower Limit	Upper Limit	Measured	Unit	Verdict
Bandwidth 99%	---	---	1175.602	kHz	INFO
T1 99%	2400.000000	---	2440.4008	MHz	PASS
T2 99%	---	2483.500000	2441.5764	MHz	PASS

Plot: Bandwidth only



FCC Part 15.247 Bandwidth 99PCT-20dB ~ BT Classic EDR Pi-4DQPSK 99PCT

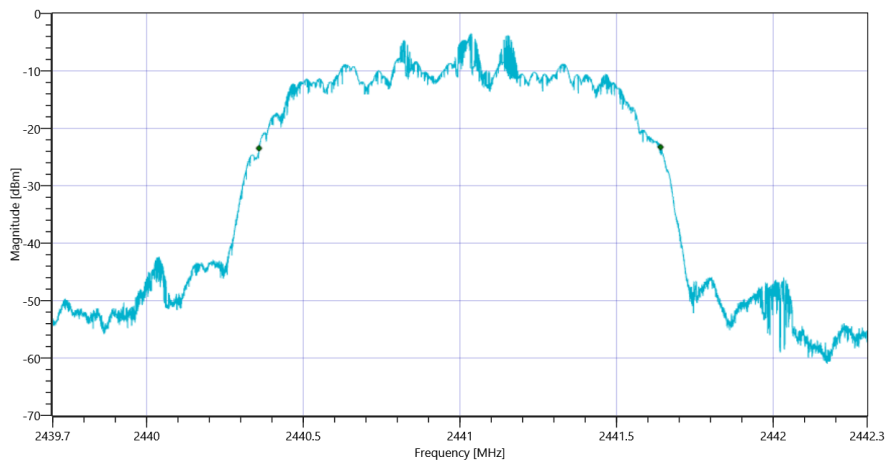
Plot: Bandwidth within Band



FCC Part 15.247 Bandwidth 99PCT-20dB ~ BT Classic EDR Pi-4DQPSK

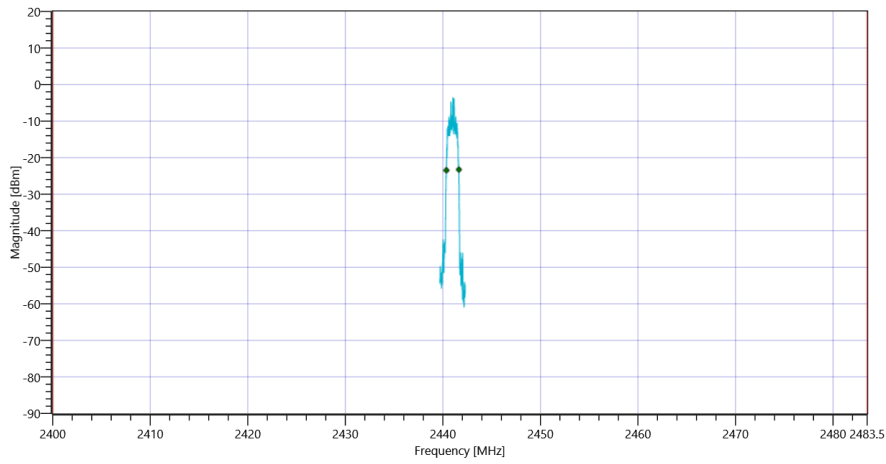
RESULT					
Test Description	Lower Limit	Upper Limit	Measured	Unit	Verdict
Bandwidth 20dB	---	---	1282	kHz	INFO
T1 20dB	2400.000000	---	2440.3586	MHz	PASS
T2 20dB	---	2483.500000	2441.6406	MHz	PASS

Plot: Bandwidth only



FCC Part 15.247 Bandwidth 99PCT-20dB ~ BT Classic EDR Pi-4DQPSK 20dB

Plot: Bandwidth within Band



FCC Part 15.247 Bandwidth 99PCT-20dB ~ BT Classic EDR Pi-4QPSK

Test at TX 2480 MHz

RESULT: Reference Power cond.

Test Description	Lower Limit	Upper Limit	Measured	Unit	Verdict
Ref. Power 1MHz/1MHz cond.	---	---	-0.31	dBm	INFO
Ref. Frequency	---	---	2480.200	MHz	INFO

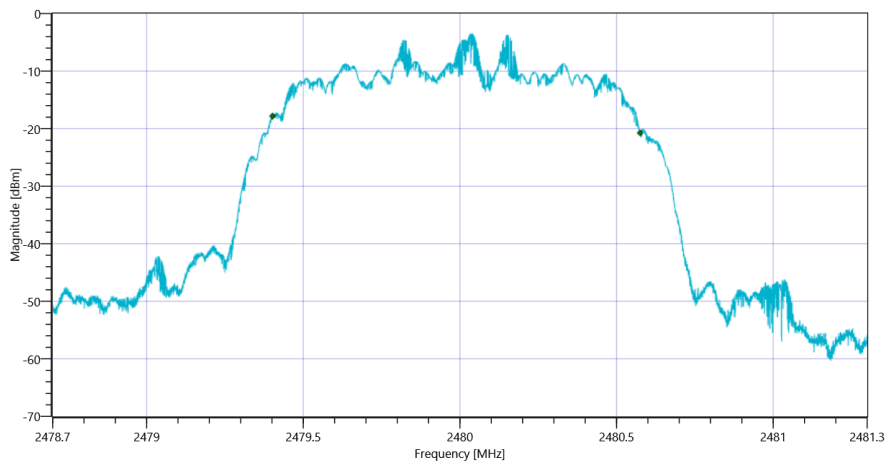
READ SA SETTINGS:

RefLevel [dBm] RefLevelOffset [dB] InpAtt [dB]	4.69 10.85 10
Start [MHz] Stop [MHz]	2478.700 2481.300
RBW [MHz] VBW [MHz]	0.030000 0.100000
Detector TraceMode	POS MAXH
Sweep: Time [ms] Count Points per Section Type	50 200 10001 SWE

RESULT

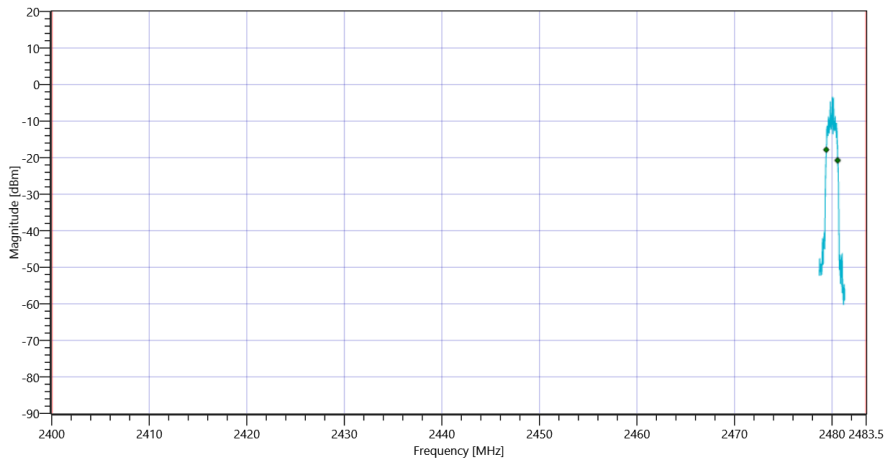
Test Description	Lower Limit	Upper Limit	Measured	Unit	Verdict
Bandwidth 99%	---	---	1173.523	kHz	INFO
T1 99%	2400.000000	---	2479.4018	MHz	PASS
T2 99%	---	2483.500000	2480.5753	MHz	PASS

Plot: Bandwidth only



FCC Part 15.247 Bandwidth 99PCT-20dB ~ BT Classic EDR Pi-4DQPSK 99PCT

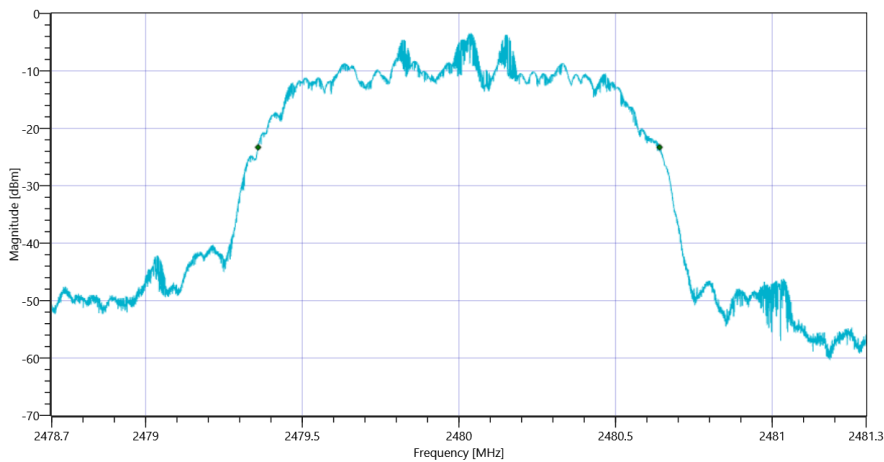
Plot: Bandwidth within Band



FCC Part 15.247 Bandwidth 99PCT-20dB ~ BT Classic EDR Pi-4DQPSK

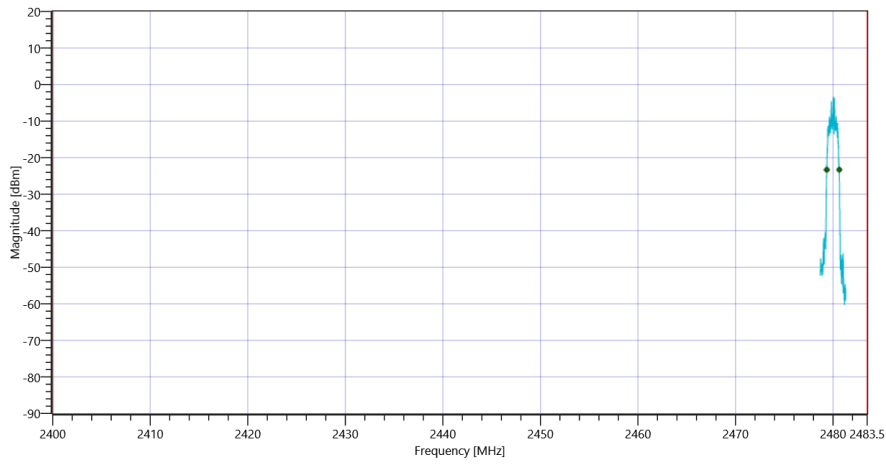
RESULT					
Test Description	Lower Limit	Upper Limit	Measured	Unit	Verdict
Bandwidth 20dB	---	---	1282	kHz	INFO
T1 20dB	2400.000000	---	2479.3588	MHz	PASS
T2 20dB	---	2483.500000	2480.6406	MHz	PASS

Plot: Bandwidth only



FCC Part 15.247 Bandwidth 99PCT-20dB ~ BT Classic EDR Pi-4DQPSK 20dB

Plot: Bandwidth within Band



FCC Part 15.247 Bandwidth 99PCT-20dB ~ BT Classic EDR Pi-4DQPSK

General verdict

PASS

FCC Part 15.247 Bandwidth 99PCT-20dB ~ BT Classic EDR 8DPSK

Test References	
TC Start	04.06.2021 11:09:33
Ambit Temp [°C] Humidity [rel%]	26.6 46
System Version	3.0.1.2
Test Specification	FCC Part 15.247
Test Method	
TC Version	0.0.2
My Description	FCC 15.247 Bandwidth 99PCT - 20dB FHSS - BT Classic EDR 8DPSK
Add. Information	

EUT Common Settings BT Classic	
Intermodulation Value N	3
Image Freq. Low Mid High [MHz]	0 0 0
Power Class	1
Power Control	Enhanced
Longest Supported Packet Type	DH5
RF Supported	Basic Rate True EDR Pi/4DQPSK True EDR 8DPSK True
Testmode	LOOPback
Perform Inquiry	Yes
EUT BT Address (if Inquiry No)	0123456789AB
Signaling BT Address	BABEBEDADBAD
Switch Matrix & Pathcompensation enabled	Yes

Test Parameter	
Technology to test	BT Classic EDR 8DPSK
Antenna Port used	1
Temperature	nom
Voltage	nom
Frequency low to test	True Freq [MHz] 2402
Frequency mid to test	True Freq [MHz] 2441
Frequency high to test	True Freq [MHz] 2480
Auto Control enabled Power Supply Climatic Box	No No
Additional Path Loss [dB]	0.7
Switched Path	EUT - SignalingUnit - SpectrumAnalyzer

Test Equipment	
Signal analyzer,Rohde&Schwarz,FSV-30,1321.3008K30/103809,3.70	
Signaling unit,Rohde&Schwarz,CMW,1201.0002k75/100683,3.7.171	
Switch matrix,CTCadvanced,RSM-1 NI DAQ,29655273,NI	

Test at TX 2402 MHz

RESULT: Reference Power cond.

Test Description	Lower Limit	Upper Limit	Measured	Unit	Verdict
Ref. Power 1MHz/1MHz cond.	---	---	-0.18	dBm	INFO
Ref. Frequency	---	---	2402.000	MHz	INFO

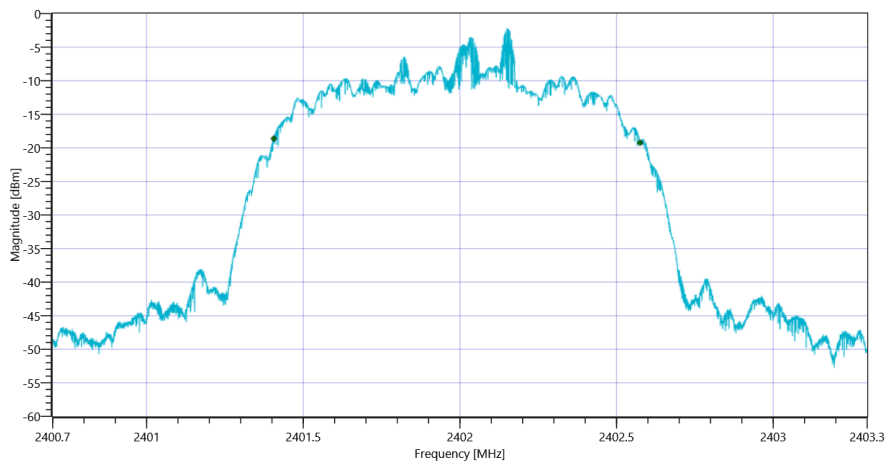
READ SA SETTINGS:

RefLevel [dBm] RefLevelOffset [dB] InpAtt [dB]	4.82 10.79 10
Start [MHz] Stop [MHz]	2400.700 2403.300
RBW [MHz] VBW [MHz]	0.030000 0.100000
Detector TraceMode	POS MAXH
Sweep: Time [ms] Count Points per Section Type	50 200 10001 SWE

RESULT

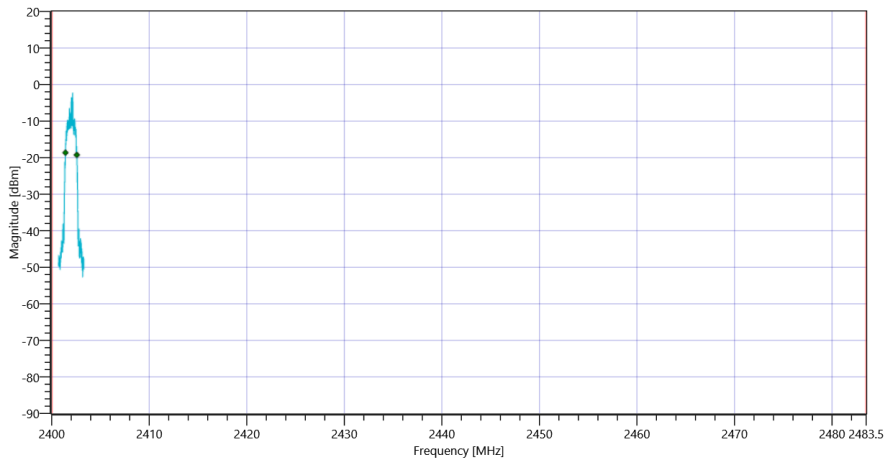
Test Description	Lower Limit	Upper Limit	Measured	Unit	Verdict
Bandwidth 99%	---	---	1169.363	kHz	INFO
T1 99%	2400.000000	---	2401.4057	MHz	PASS
T2 99%	---	2483.500000	2402.5751	MHz	PASS

Plot: Bandwidth only



FCC Part 15.247 Bandwidth 99PCT-20dB ~ BT Classic EDR 8DPSK 99PCT

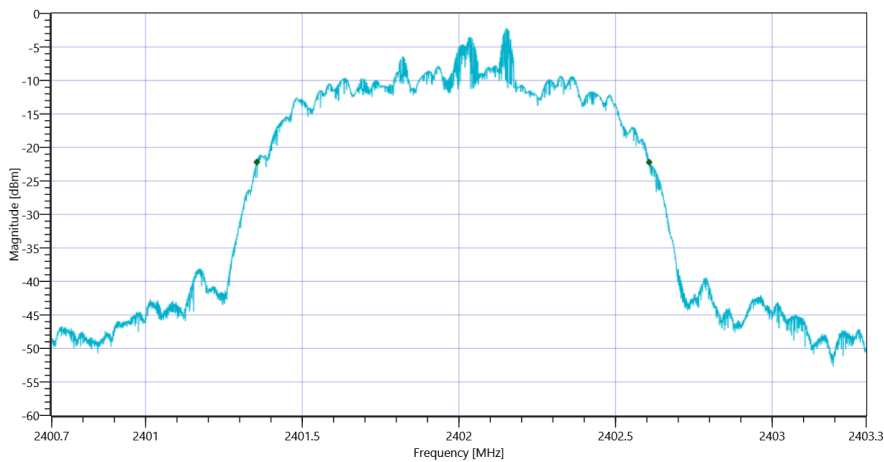
Plot: Bandwidth within Band



FCC Part 15.247 Bandwidth 99PCT-20dB ~ BT Classic EDR 8DPSK

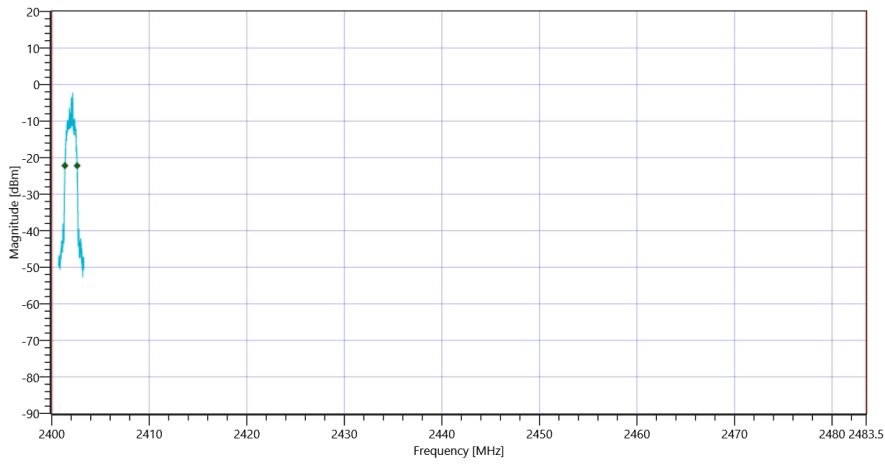
RESULT					
Test Description	Lower Limit	Upper Limit	Measured	Unit	Verdict
Bandwidth 20dB	---	---	1252	kHz	INFO
T1 20dB	2400.000000	---	2401.3549	MHz	PASS
T2 20dB	---	2483.500000	2402.6074	MHz	PASS

Plot: Bandwidth only



FCC Part 15.247 Bandwidth 99PCT-20dB ~ BT Classic EDR 8DPSK 20dB

Plot: Bandwidth within Band



FCC Part 15.247 Bandwidth 99PCT-20dB ~ BT Classic EDR 8DPSK

Test at TX 2441 MHz

RESULT: Reference Power cond.

Test Description	Lower Limit	Upper Limit	Measured	Unit	Verdict
Ref. Power 1MHz/1MHz cond.	---	---	-0.41	dBm	INFO
Ref. Frequency	---	---	2441.100	MHz	INFO

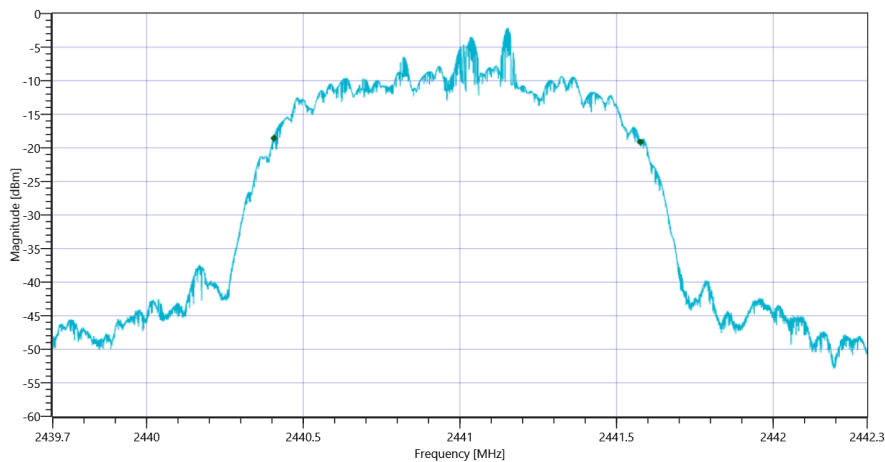
READ SA SETTINGS:

RefLevel [dBm] RefLevelOffset [dB] InpAtt [dB]	4.59 10.8 10
Start [MHz] Stop [MHz]	2439.700 2442.300
RBW [MHz] VBW [MHz]	0.030000 0.100000
Detector TraceMode	POS MAXH
Sweep: Time [ms] Count Points per Section Type	50 200 10001 SWE

RESULT

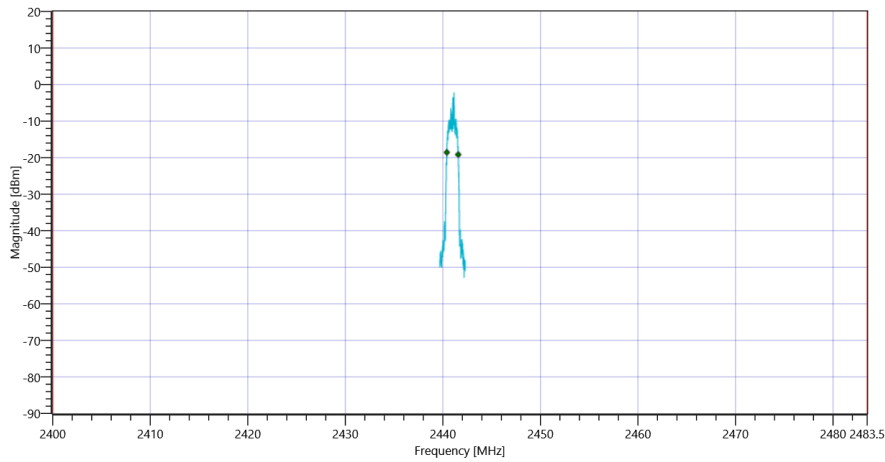
Test Description	Lower Limit	Upper Limit	Measured	Unit	Verdict
Bandwidth 99%	---	---	1170.403	kHz	INFO
T1 99%	2400.000000	---	2440.4057	MHz	PASS
T2 99%	---	2483.500000	2441.5761	MHz	PASS

Plot: Bandwidth only



FCC Part 15.247 Bandwidth 99PCT-20dB ~ BT Classic EDR 8DPSK 99PCT

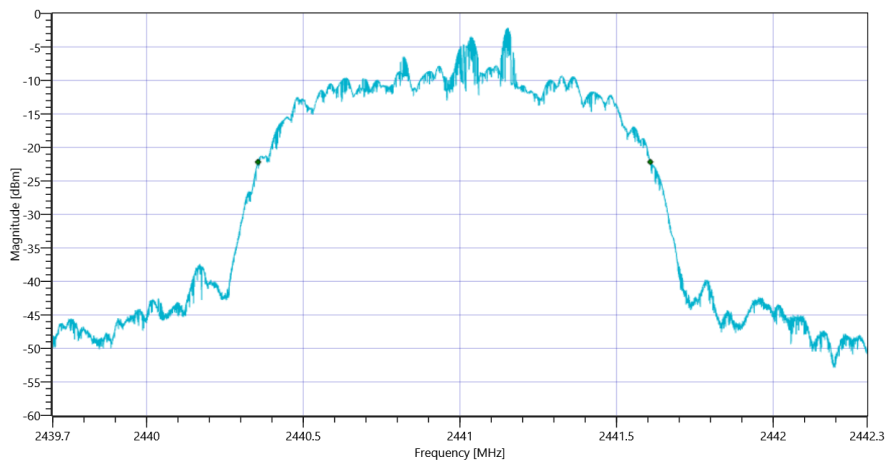
Plot: Bandwidth within Band



FCC Part 15.247 Bandwidth 99PCT-20dB ~ BT Classic EDR 8DPSK

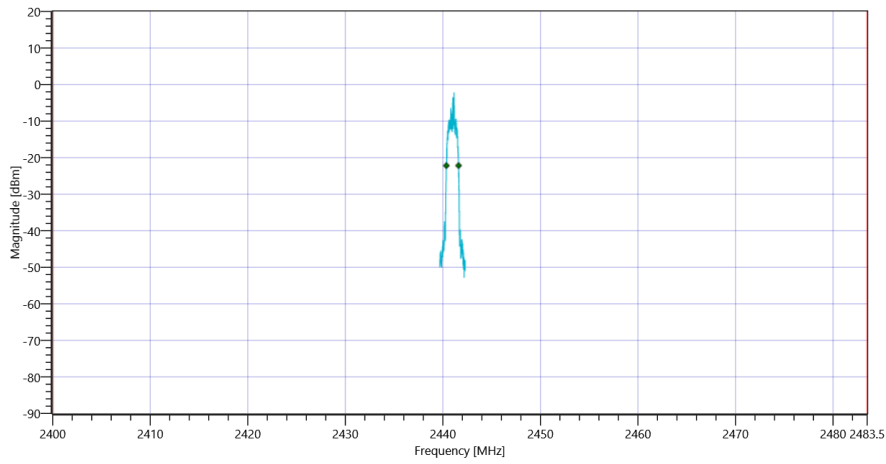
RESULT					
Test Description	Lower Limit	Upper Limit	Measured	Unit	Verdict
Bandwidth 20dB	---	---	1252	kHz	INFO
T1 20dB	2400.000000	---	2440.3555	MHz	PASS
T2 20dB	---	2483.500000	2441.6076	MHz	PASS

Plot: Bandwidth only



FCC Part 15.247 Bandwidth 99PCT-20dB ~ BT Classic EDR 8DPSK 20dB

Plot: Bandwidth within Band



FCC Part 15.247 Bandwidth 99PCT-20dB ~ BT Classic EDR 8DPSK

Test at TX 2480 MHz

RESULT: Reference Power cond.

Test Description	Lower Limit	Upper Limit	Measured	Unit	Verdict
Ref. Power 1MHz/1MHz cond.	---	---	0.07	dBm	INFO
Ref. Frequency	---	---	2480.100	MHz	INFO

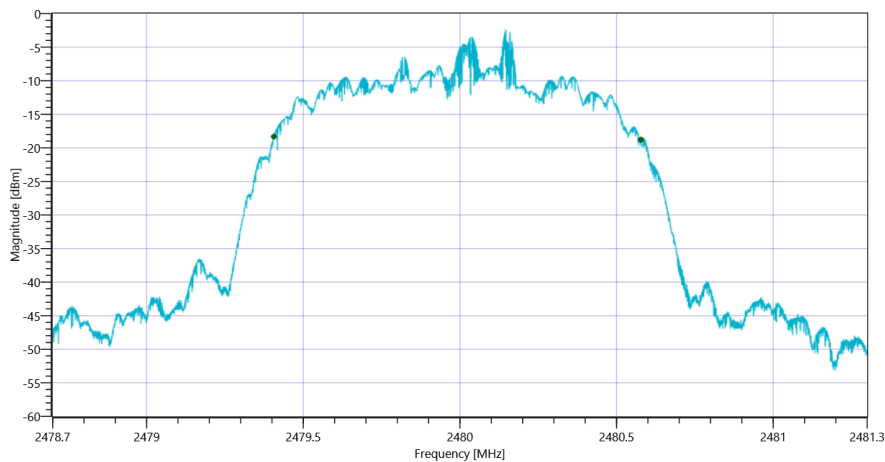
READ SA SETTINGS:

RefLevel [dBm] RefLevelOffset [dB] InpAtt [dB]	5.07 10.85 10
Start [MHz] Stop [MHz]	2478.700 2481.300
RBW [MHz] VBW [MHz]	0.030000 0.100000
Detector TraceMode	POS MAXH
Sweep: Time [ms] Count Points per Section Type	50 200 10001 SWE

RESULT

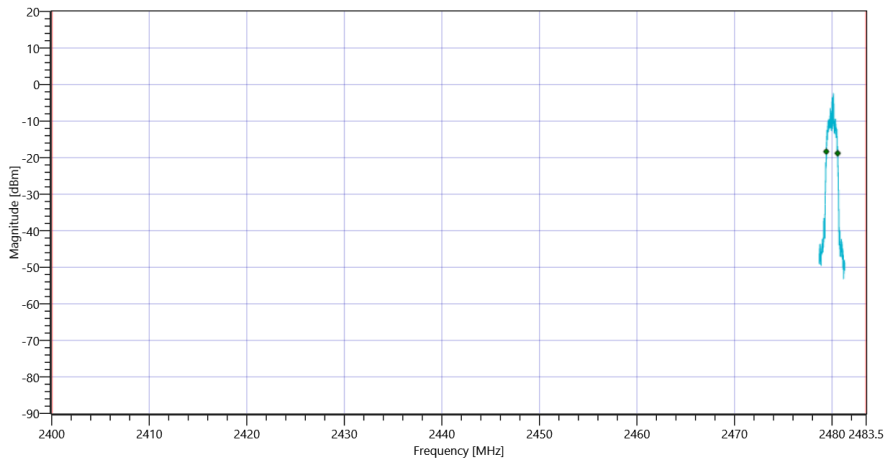
Test Description	Lower Limit	Upper Limit	Measured	Unit	Verdict
Bandwidth 99%	---	---	1171.703	kHz	INFO
T1 99%	2400.000000	---	2479.4057	MHz	PASS
T2 99%	---	2483.500000	2480.5774	MHz	PASS

Plot: Bandwidth only



FCC Part 15.247 Bandwidth 99PCT-20dB ~ BT Classic EDR 8DPSK 99PCT

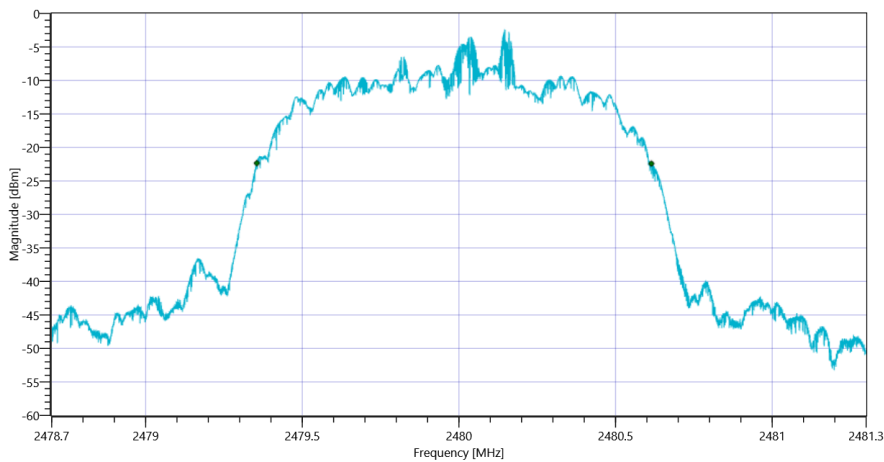
Plot: Bandwidth within Band



FCC Part 15.247 Bandwidth 99PCT-20dB ~ BT Classic EDR 8DPSK

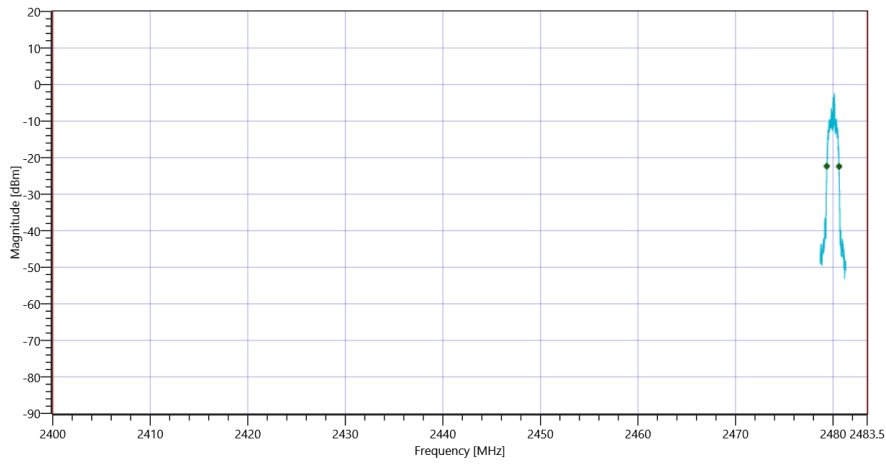
RESULT					
Test Description	Lower Limit	Upper Limit	Measured	Unit	Verdict
Bandwidth 20dB	---	---	1259	kHz	INFO
T1 20dB	2400.000000	---	2479.3549	MHz	PASS
T2 20dB	---	2483.500000	2480.6144	MHz	PASS

Plot: Bandwidth only



FCC Part 15.247 Bandwidth 99PCT-20dB ~ BT Classic EDR 8DPSK 20dB

Plot: Bandwidth within Band



FCC Part 15.247 Bandwidth 99PCT-20dB ~ BT Classic EDR 8DPSK

General verdict

PASS

FCC Part 15.247 TX Spurious Conducted ~ BT Classic Basic rate

Test References	
TC Start	04.06.2021 10:25:09
Ambit Temp [°C] Humidity [rel%]	26.0 48
System Version	3.0.1.2
Test Specification	FCC Part 15.247
Test Method	IF DTS then 8.5 DTS emissions in non-restricted frequency bands: Subclause 11.11 of ANSI C63.10 is applicable.
TC Version	0.0.1
My Description	FCC 15.247 TX Emissions Conducted FHSS - BT Classic Basic Rate
Add. Information	

EUT Common Settings BT Classic	
Intermodulation Value N	3
Image Freq. Low Mid High [MHz]	0 0 0
Power Class	1
Power Control	Enhanced
Longest Supported Packet Type	DH5
RF Supported	Basic Rate True EDR Pi/4DQPSK True EDR 8DPSK True
Testmode	LOOPback
Perform Inquiry	Yes
EUT BT Address (if Inquiry No)	0123456789AB
Signaling BT Address	BABEBEDADBAD
Switch Matrix & Pathcompensation enabled	Yes

Test Parameter	
Technology to test	BT Classic Basic rate
Antenna Port used	1
Temperature	nom
Voltage	nom
Frequency low to test	True Freq [MHz] 2402
Frequency mid to test	True Freq [MHz] 2441
Frequency high to test	True Freq [MHz] 2480
Auto Control enabled Power Supply Climatic Box	No No
Additional Path Loss [dB]	0.7
Switched Path	EUT - SignalingUnit - SpectrumAnalyzer

Test Equipment	
Signal analyzer,Rohde&Schwarz,FSV-30,1321.3008K30/103809,3.70	
Signaling unit,Rohde&Schwarz,CMW,1201.0002k75/100683,3.7.171	
Switch matrix,CTCadvanced,RSM-1 NI DAQ,29655273,NI	

Test at TX 2402 MHz

RESULT: Reference Power cond.

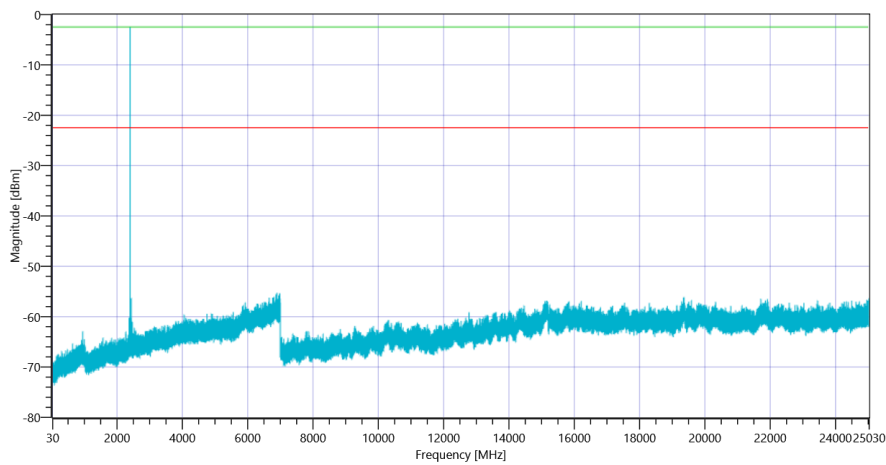
Test Description	Lower Limit	Upper Limit	Measured	Unit	Verdict
Ref. Power 1MHz/1MHz cond.	---	---	-1.87	dBm	INFO
Ref. Frequency	---	---	2401.900	MHz	INFO

READ SA SETTINGS:

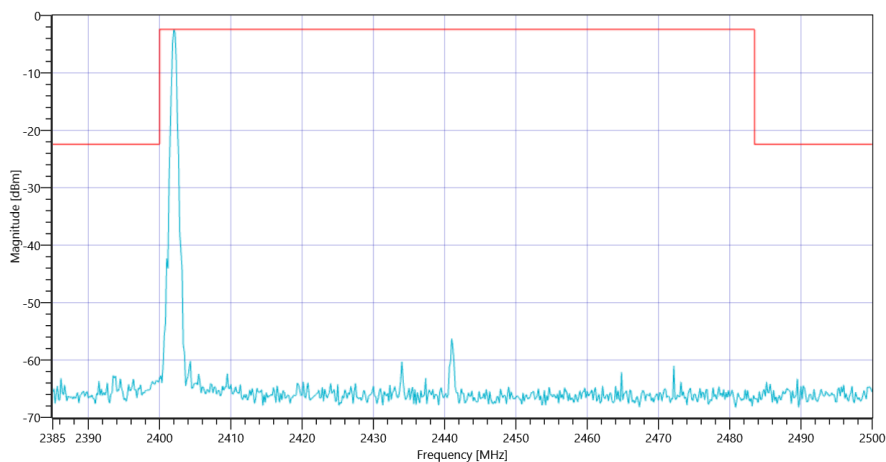
RefLevel [dBm] RefLevelOffset [dB] InpAtt [dB]	-1.87 0 15
Start [MHz] Stop [MHz]	24530.000 25030.000
RBW [MHz] VBW [MHz]	0.100000 0.300000
Detector TraceMode	POS MAXH
Sweep: Time [ms] Count Points per Section Type	500 8 3001 SWE

RESULT

Test Description	Lower Limit	Upper Limit	Measured	Unit	Verdict
Reference @ 2402.00 MHz	---	---	-2.45	dBm	INFO
No peaks detected	---	---			PASS
Lowest margin to limit 6898.167 MHz	0	---	32.82	dB	INFO



FCC Part 15.247 TX Spurious Conducted ~ BT Classic Basic rate 2402



FCC Part 15.247 TX Spurious Conducted ~ BT Classic Basic rate 2402

Test at TX 2441 MHz

RESULT: Reference Power cond.

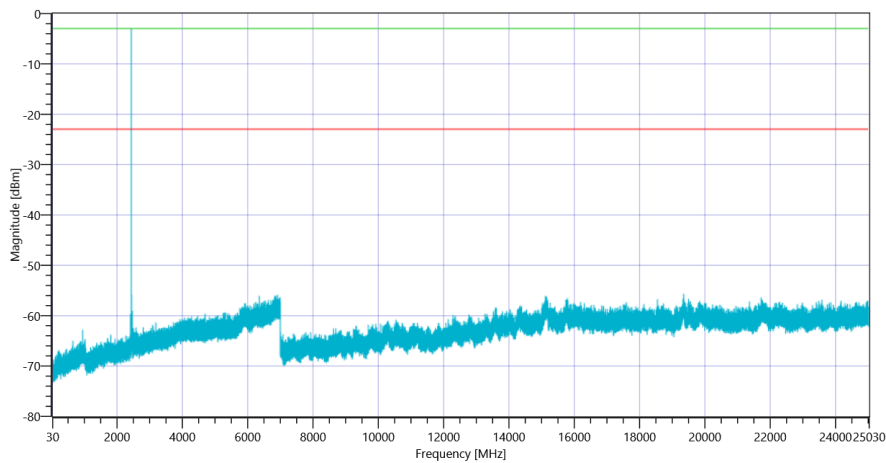
Test Description	Lower Limit	Upper Limit	Measured	Unit	Verdict
Ref. Power 1MHz/1MHz cond.	---	---	-1.89	dBm	INFO
Ref. Frequency	---	---	2440.800	MHz	INFO

READ SA SETTINGS:

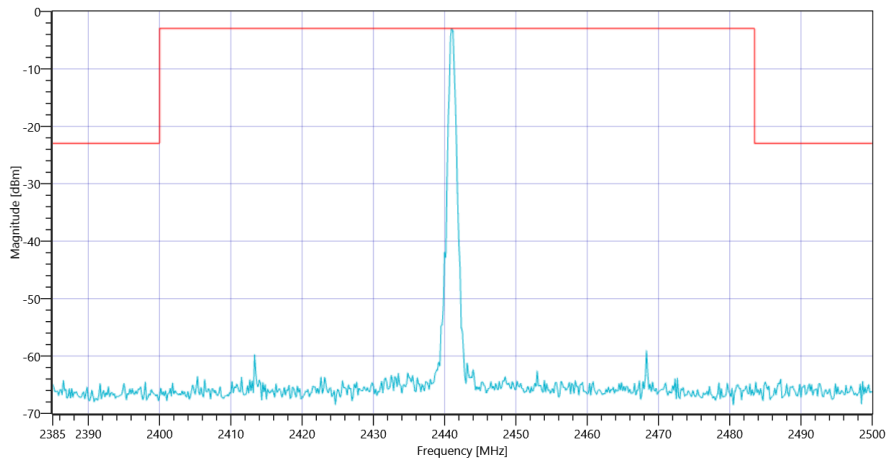
RefLevel [dBm] RefLevelOffset [dB] InpAtt [dB]	-1.89 0 15
Start [MHz] Stop [MHz]	24530.000 25030.000
RBW [MHz] VBW [MHz]	0.100000 0.300000
Detector TraceMode	POS MAXH
Sweep: Time [ms] Count Points per Section Type	500 8 3001 SWE

RESULT

Test Description	Lower Limit	Upper Limit	Measured	Unit	Verdict
Reference @ 2441.00 MHz	---	---	-2.95	dBm	INFO
No peaks detected	---	---			PASS
Lowest margin to limit 19354.333 MHz	0	---	32.7	dB	INFO



FCC Part 15.247 TX Spurious Conducted ~ BT Classic Basic rate 2441



FCC Part 15.247 TX Spurious Conducted ~ BT Classic Basic rate 2441

Test at TX 2480 MHz

RESULT: Reference Power cond.

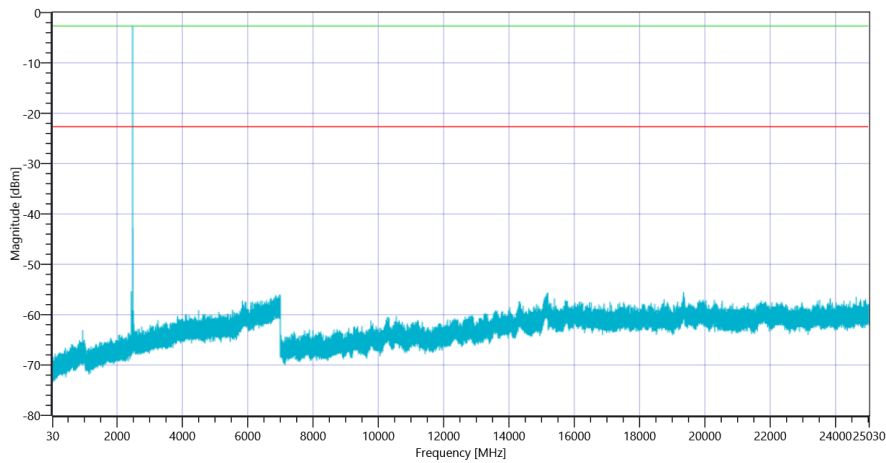
Test Description	Lower Limit	Upper Limit	Measured	Unit	Verdict
Ref. Power 1MHz/1MHz cond.	---	---	-1.70	dBm	INFO
Ref. Frequency	---	---	2480.100	MHz	INFO

READ SA SETTINGS:

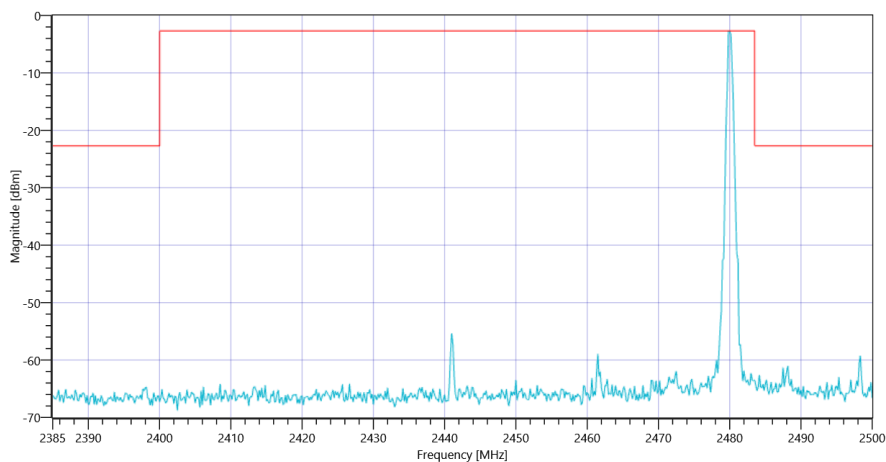
RefLevel [dBm] RefLevelOffset [dB] InpAtt [dB]	-1.70 0 15
Start [MHz] Stop [MHz]	24530.000 25030.000
RBW [MHz] VBW [MHz]	0.100000 0.300000
Detector TraceMode	POS MAXH
Sweep: Time [ms] Count Points per Section Type	500 8 3001 SWE

RESULT

Test Description	Lower Limit	Upper Limit	Measured	Unit	Verdict
Reference @ 2479.83 MHz	---	---	-2.69	dBm	INFO
No peaks detected	---	---			PASS
Lowest margin to limit 30 MHz	0	---	-130.3	dB	INFO



FCC Part 15.247 TX Spurious Conducted ~ BT Classic Basic rate 2480



FCC Part 15.247 TX Spurious Conducted ~ BT Classic Basic rate 2480

General verdict

PASS

FCC Part 15.247 TX Spurious Conducted ~ BT Classic EDR Pi/4DQPSK

Test References	
TC Start	04.06.2021 10:48:46
Ambit Temp [°C] Humidity [rel%]	26.4 47
System Version	3.0.1.2
Test Specification	FCC Part 15.247
Test Method	IF DTS then 8.5 DTS emissions in non-restricted frequency bands: Subclause 11.11 of ANSI C63.10 is applicable.
TC Version	0.0.1
My Description	FCC 15.247 TX Emissions Conducted FHSS - BT Classic EDR Pi/4DQPSK
Add. Information	

EUT Common Settings BT Classic	
Intermodulation Value N	3
Image Freq. Low Mid High [MHz]	0 0 0
Power Class	1
Power Control	Enhanced
Longest Supported Packet Type	DH5
RF Supported	Basic Rate True EDR Pi/4DQPSK True EDR 8DPSK True
Testmode	LOOPback
Perform Inquiry	Yes
EUT BT Address (if Inquiry No)	0123456789AB
Signaling BT Address	BABEBEDADBAD
Switch Matrix & Pathcompensation enabled	Yes

Test Parameter	
Technology to test	BT Classic EDR Pi/4DQPSK
Antenna Port used	1
Temperature	nom
Voltage	nom
Frequency low to test	True Freq [MHz] 2402
Frequency mid to test	True Freq [MHz] 2441
Frequency high to test	True Freq [MHz] 2480
Auto Control enabled Power Supply Climatic Box	No No
Additional Path Loss [dB]	0.7
Switched Path	EUT - SignalingUnit - SpectrumAnalyzer

Test Equipment	
Signal analyzer,Rohde&Schwarz,FSV-30,1321.3008K30/103809,3.70	
Signaling unit,Rohde&Schwarz,CMW,1201.0002k75/100683,3.7.171	
Switch matrix,CTCadvanced,RSM-1 NI DAQ,29655273,NI	

Test at TX 2402 MHz

RESULT: Reference Power cond.

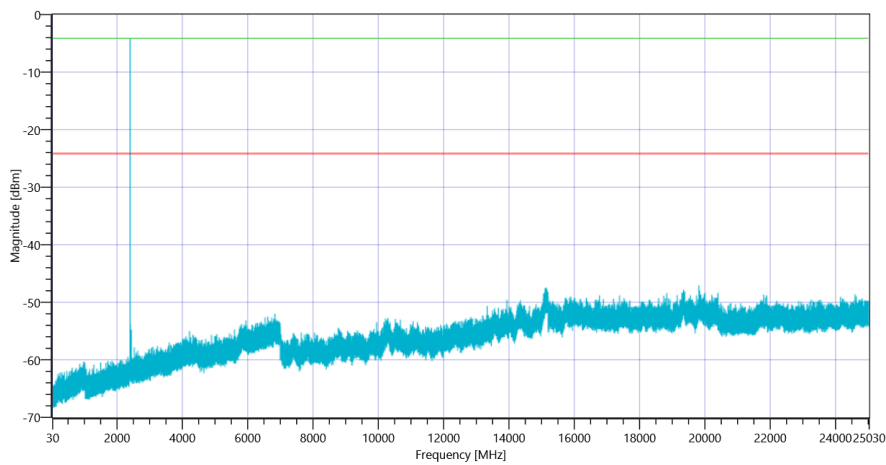
Test Description	Lower Limit	Upper Limit	Measured	Unit	Verdict
Ref. Power 1MHz/1MHz cond.	---	---	0.17	dBm	INFO
Ref. Frequency	---	---	2402.200	MHz	INFO

READ SA SETTINGS:

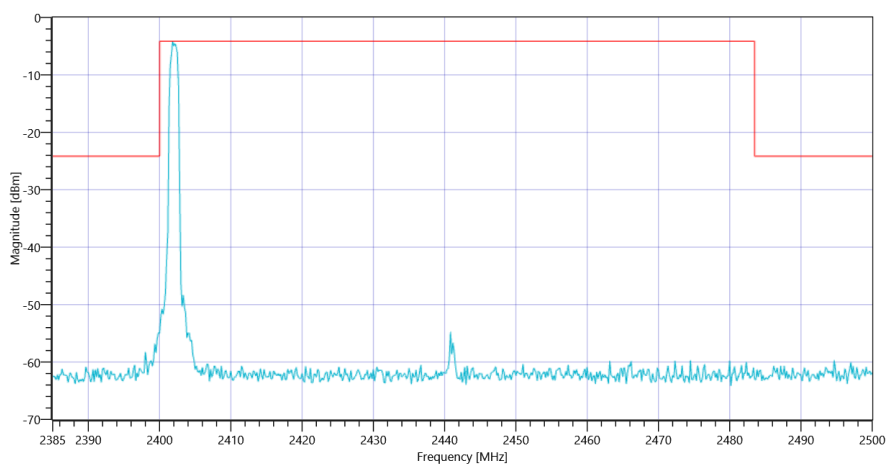
RefLevel [dBm] RefLevelOffset [dB] InpAtt [dB]	0.17 0 20
Start [MHz] Stop [MHz]	24530.000 25030.000
RBW [MHz] VBW [MHz]	0.100000 0.300000
Detector TraceMode	POS MAXH
Sweep: Time [ms] Count Points per Section Type	500 8 3001 SWE

RESULT

Test Description	Lower Limit	Upper Limit	Measured	Unit	Verdict
Reference @ 2401.83 MHz	---	---	-4.16	dBm	INFO
No peaks detected	---	---			PASS
Lowest margin to limit 19819.5 MHz	0	---	22.9	dB	INFO



FCC Part 15.247 TX Spurious Conducted ~ BT Classic EDR Pi-4DQPSK 2402



FCC Part 15.247 TX Spurious Conducted ~ BT Classic EDR Pi-4DQPSK 2402

Test at TX 2441 MHz

RESULT: Reference Power cond.

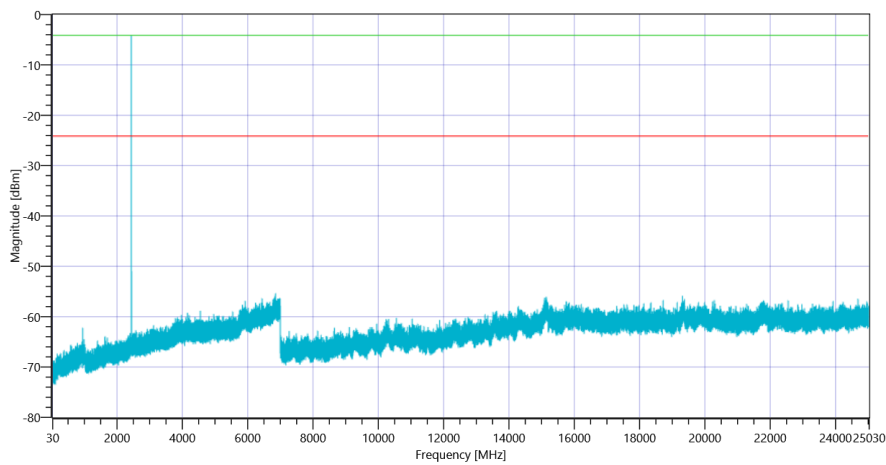
Test Description	Lower Limit	Upper Limit	Measured	Unit	Verdict
Ref. Power 1MHz/1MHz cond.	---	---	-0.49	dBm	INFO
Ref. Frequency	---	---	2441.200	MHz	INFO

READ SA SETTINGS:

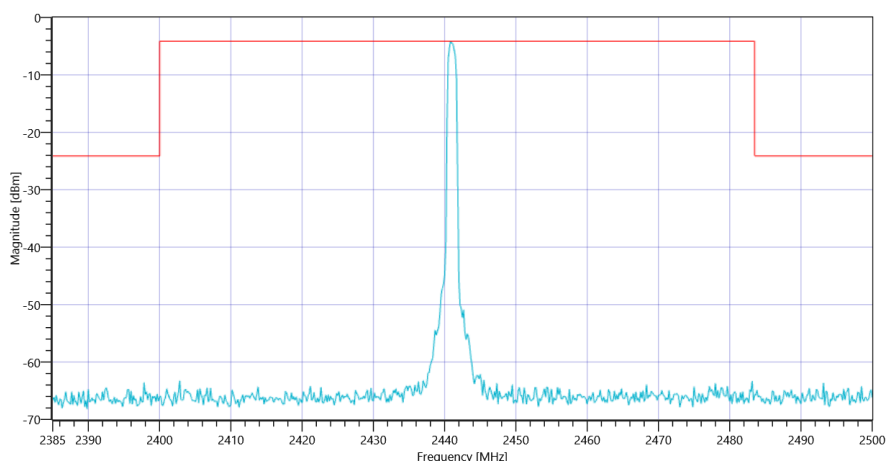
RefLevel [dBm] RefLevelOffset [dB] InpAtt [dB]	-0.49 0 15
Start [MHz] Stop [MHz]	24530.000 25030.000
RBW [MHz] VBW [MHz]	0.100000 0.300000
Detector TraceMode	POS MAXH
Sweep: Time [ms] Count Points per Section Type	500 8 3001 SWE

RESULT

Test Description	Lower Limit	Upper Limit	Measured	Unit	Verdict
Reference @ 2440.83 MHz	---	---	-4.13	dBm	INFO
No peaks detected	---	---			PASS
Lowest margin to limit 6849.5 MHz	0	---	31.25	dB	INFO



FCC Part 15.247 TX Spurious Conducted ~ BT Classic EDR Pi-4DQPSK 2441



FCC Part 15.247 TX Spurious Conducted ~ BT Classic EDR Pi-4DQPSK 2441

Test at TX 2480 MHz

RESULT: Reference Power cond.

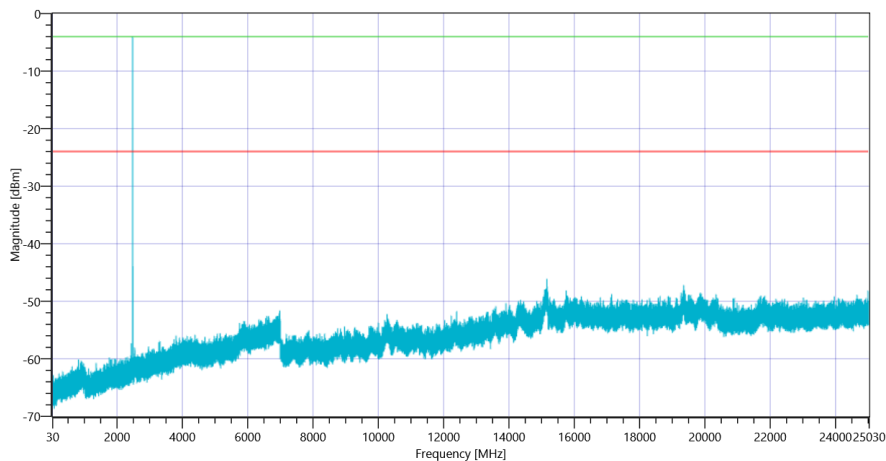
Test Description	Lower Limit	Upper Limit	Measured	Unit	Verdict
Ref. Power 1MHz/1MHz cond.	---	---	0.02	dBm	INFO
Ref. Frequency	---	---	2479.800	MHz	INFO

READ SA SETTINGS:

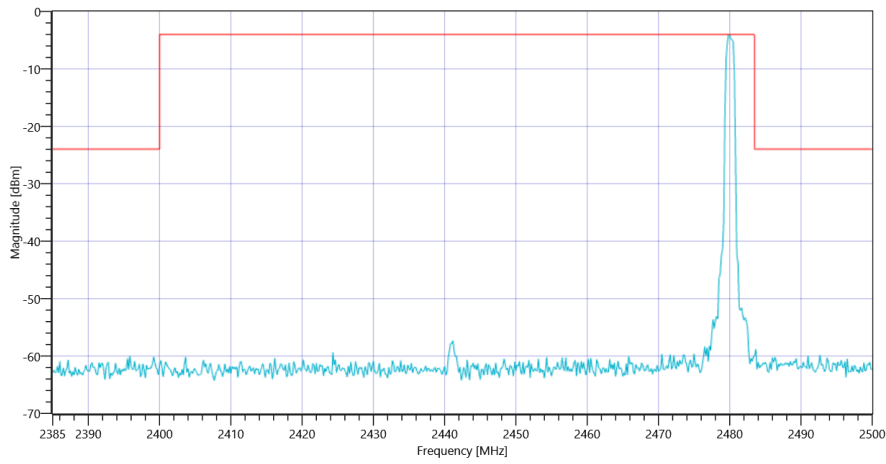
RefLevel [dBm] RefLevelOffset [dB] InpAtt [dB]	0.02 0 20
Start [MHz] Stop [MHz]	24530.000 25030.000
RBW [MHz] VBW [MHz]	0.100000 0.300000
Detector TraceMode	POS MAXH
Sweep: Time [ms] Count Points per Section Type	500 8 3001 SWE

RESULT

Test Description	Lower Limit	Upper Limit	Measured	Unit	Verdict
Reference @ 2479.83 MHz	---	---	-4.00	dBm	INFO
No peaks detected	---	---			PASS
Lowest margin to limit 15161.833 MHz	0	---	22.09	dB	INFO



FCC Part 15.247 TX Spurious Conducted ~ BT Classic EDR Pi-4QPSK 2480



FCC Part 15.247 TX Spurious Conducted ~ BT Classic EDR Pi-4DQPSK 2480

General verdict

PASS

FCC Part 15.247 TX Spurious Conducted ~ BT Classic EDR 8DPSK

Test References	
TC Start	04.06.2021 11:12:24
Ambit Temp [°C] Humidity [rel%]	26.7 46
System Version	3.0.1.2
Test Specification	FCC Part 15.247
Test Method	IF DTS then 8.5 DTS emissions in non-restricted frequency bands: Subclause 11.11 of ANSI C63.10 is applicable.
TC Version	0.0.1
My Description	FCC 15.247 TX Emissions Conducted FHSS - BT Classic EDR 8DPSK
Add. Information	

EUT Common Settings BT Classic	
Intermodulation Value N	3
Image Freq. Low Mid High [MHz]	0 0 0
Power Class	1
Power Control	Enhanced
Longest Supported Packet Type	DH5
RF Supported	Basic Rate True EDR Pi/4DQPSK True EDR 8DPSK True
Testmode	LOOPback
Perform Inquiry	Yes
EUT BT Address (if Inquiry No)	0123456789AB
Signaling BT Address	BABEBEDADBAD
Switch Matrix & Pathcompensation enabled	Yes

Test Parameter	
Technology to test	BT Classic EDR 8DPSK
Antenna Port used	1
Temperature	nom
Voltage	nom
Frequency low to test	True Freq [MHz] 2402
Frequency mid to test	True Freq [MHz] 2441
Frequency high to test	True Freq [MHz] 2480
Auto Control enabled Power Supply Climatic Box	No No
Additional Path Loss [dB]	0.7
Switched Path	EUT - SignalingUnit - SpectrumAnalyzer

Test Equipment	
Signal analyzer,Rohde&Schwarz,FSV-30,1321.3008K30/103809,3.70	
Signaling unit,Rohde&Schwarz,CMW,1201.0002k75/100683,3.7.171	
Switch matrix,CTCadvanced,RSM-1 NI DAQ,29655273,NI	

Test at TX 2402 MHz

RESULT: Reference Power cond.

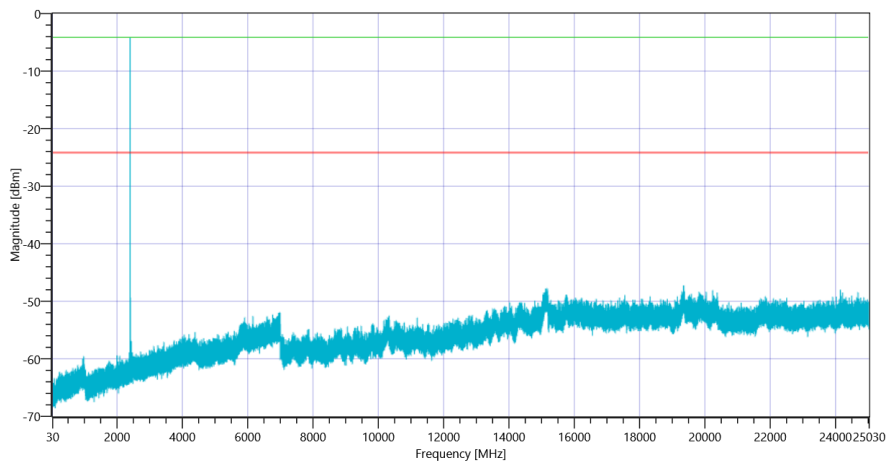
Test Description	Lower Limit	Upper Limit	Measured	Unit	Verdict
Ref. Power 1MHz/1MHz cond.	---	---	0.06	dBm	INFO
Ref. Frequency	---	---	2401.800	MHz	INFO

READ SA SETTINGS:

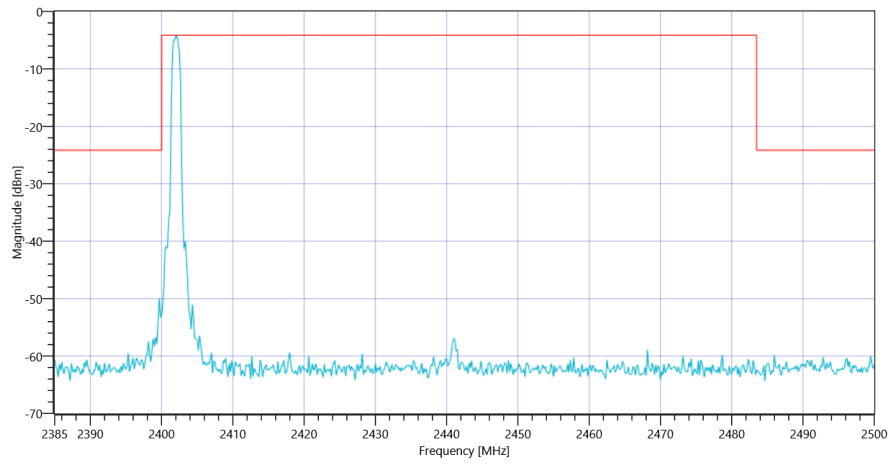
RefLevel [dBm] RefLevelOffset [dB] InpAtt [dB]	0.06 0 20
Start [MHz] Stop [MHz]	24530.000 25030.000
RBW [MHz] VBW [MHz]	0.100000 0.300000
Detector TraceMode	POS MAXH
Sweep: Time [ms] Count Points per Section Type	500 8 3001 SWE

RESULT

Test Description	Lower Limit	Upper Limit	Measured	Unit	Verdict
Reference @ 2402.00 MHz	---	---	-4.15	dBm	INFO
No peaks detected	---	---			PASS
Lowest margin to limit 19354.833 MHz	0	---	23.09	dB	INFO



FCC Part 15.247 TX Spurious Conducted ~ BT Classic EDR 8DPSK 2402



FCC Part 15.247 TX Spurious Conducted ~ BT Classic EDR 8DPSK 2402

Test at TX 2441 MHz

RESULT: Reference Power cond.

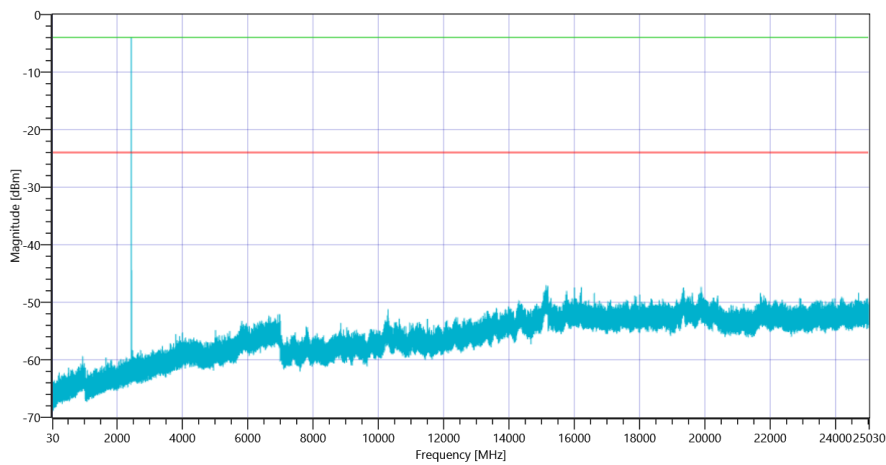
Test Description	Lower Limit	Upper Limit	Measured	Unit	Verdict
Ref. Power 1MHz/1MHz cond.	---	---	0.25	dBm	INFO
Ref. Frequency	---	---	2440.900	MHz	INFO

READ SA SETTINGS:

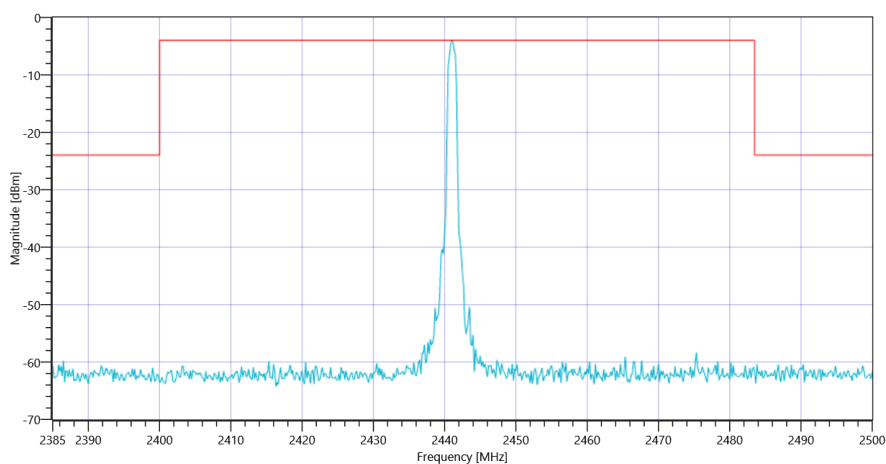
RefLevel [dBm] RefLevelOffset [dB] InpAtt [dB]	0.25 0 20
Start [MHz] Stop [MHz]	24530.000 25030.000
RBW [MHz] VBW [MHz]	0.100000 0.300000
Detector TraceMode	POS MAXH
Sweep: Time [ms] Count Points per Section Type	500 8 3001 SWE

RESULT

Test Description	Lower Limit	Upper Limit	Measured	Unit	Verdict
Reference @ 2441.00 MHz	---	---	-3.96	dBm	INFO
No peaks detected	---	---			PASS
Lowest margin to limit 15143.5 MHz	0	---	23.08	dB	INFO



FCC Part 15.247 TX Spurious Conducted ~ BT Classic EDR 8DPSK 2441



FCC Part 15.247 TX Spurious Conducted ~ BT Classic EDR 8DPSK 2441

Test at TX 2480 MHz

RESULT: Reference Power cond.

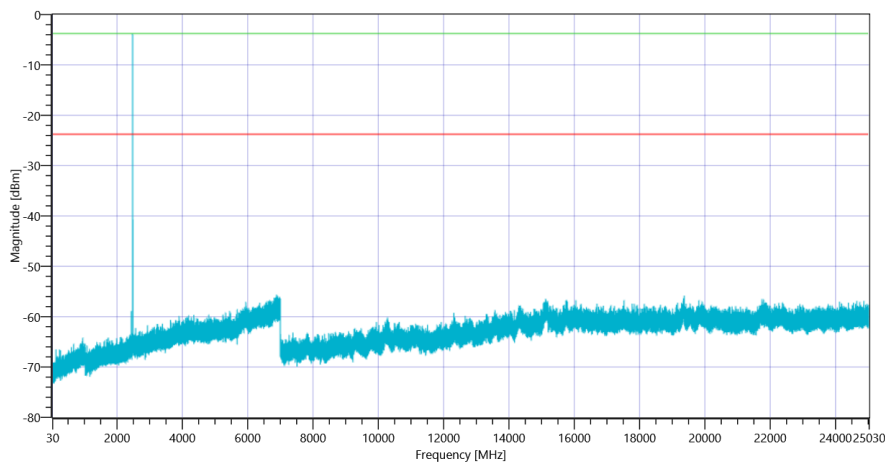
Test Description	Lower Limit	Upper Limit	Measured	Unit	Verdict
Ref. Power 1MHz/1MHz cond.	---	---	-0.24	dBm	INFO
Ref. Frequency	---	---	2480.100	MHz	INFO

READ SA SETTINGS:

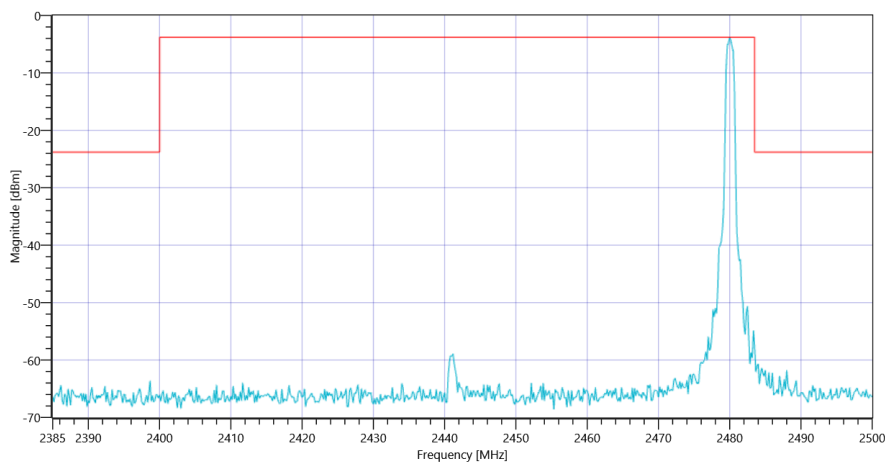
RefLevel [dBm] RefLevelOffset [dB] InpAtt [dB]	-0.24 0 15
Start [MHz] Stop [MHz]	24530.000 25030.000
RBW [MHz] VBW [MHz]	0.100000 0.300000
Detector TraceMode	POS MAXH
Sweep: Time [ms] Count Points per Section Type	500 8 3001 SWE

RESULT

Test Description	Lower Limit	Upper Limit	Measured	Unit	Verdict
Reference @ 2480.00 MHz	---	---	-3.79	dBm	INFO
No peaks detected	---	---			PASS
Lowest margin to limit 6884.5 MHz	0	---	31.8	dB	INFO



FCC Part 15.247 TX Spurious Conducted ~ BT Classic EDR 8DPSK 2480



FCC Part 15.247 TX Spurious Conducted ~ BT Classic EDR 8DPSK 2480

General verdict

PASS

- END OF DOCUMENT -
